Navy_CLEAN_PFAS_FOIA_request_covers.indd

Naval Facilities Engineering Command

Groundwater Sample Results, Level 4 Laboratory Report, Electronic Data Deliverable, Data Validation Report, Sample Location Report, SDG 1701715

MCAS
Tustin, CA
April 2021

APPROVED FOR PUBLIC RELEASE; DISTRIBUTION UNLIMITED

January 05, 2018

Vista Work Order No. 1701715

Mr. Kurt Myers
AMEC Foster Wheeler
9210 Sky Park Court Suite 200
San Diego, CA 92123

Dear Mr. Myers,

Enclosed are the results for the sample set received at Vista Analytical Laboratory on November 16, 2017. This sample set was analyzed on a standard turn-around time, under your Project Name 'TO87 WE12.4'.

Vista Analytical Laboratory is committed to serving you effectively. If you require additional information, please contact me at 916-673-1520 or by email at mmaier@vista-analytical.com.

Thank you for choosing Vista as part of your analytical support team.

Sincerely,

Martha Maier
Laboratory Director

Vista Analytical Laboratory certifies that the report herein meets all the requirements set forth by NELAP for those applicable test methods. Results relate only to the samples as received by the laboratory. This report should not be reproduced except in full without the written approval of Vista.

Vista Work Order No. 1701715
Case Narrative

Sample Condition on Receipt:

Nine groundwater samples and five blank water samples were received in good condition and within the method temperature requirements. The samples were received and stored securely in accordance with Vista standard operating procedures and EPA methodology. The second page of the CoC was received incomplete. A completed CoC was received on November 20, 2017.

Analytical Notes:

Modified EPA Method 537

Samples "I001MW52S-171113", "I001BC50S-171114", "I001BC47S-171115" and "I001MW47D-171115", as well as the Matrix Spike Duplicate, contained particulate and were centrifuged prior to extraction.

The samples were extracted and analyzed for a selected list of PFAS using Modified EPA Method 537. Sample "I001MW52S-171113" was extracted separately with a decreased extraction volume and increased internal standard spike solution concentration, due to the high expected concentrations in the sample.

Holding Times

The samples were extracted and analyzed within the method hold times.

Quality Control

The Initial Calibration and Continuing Calibration Verifications met the method acceptance criteria.

A Method Blank and Ongoing Precision and Recovery (OPR) sample were extracted and analyzed with preparation batch B7K0143. No analytes were detected in the Method Blank above 1/2 the LOQ. The recoveries of PFUnA and EtFOSAA were 137% and 135% in the OPR. These analytes were not detected in the samples. The recoveries of all other analytes were within the acceptance criteria

A Method Blank and Laboratory Control Sample (LCS)/Laboratory Control Sample Duplicate (LCSD) were extracted and analyzed with preparation batch B7K0141. No analytes were detected in the Method Blank above 1/2 of the LOQ concentrations. The recoveries of PFDoA and PFTeDA were above 130% in the LCS and/or LCSD. These analytes were not detected in the associated sample. The recoveries of all other analytes were within the acceptance criteria.

The extracts were re-injected because Injection Internal Standard Analyte response areas were outside of criteria. The results have been reported from the second injections. One or more of the Injection Internal Standard Analyte response areas were outside the limits in both injections for the following samples:

Laboratory ID	Sample Name
1701715-04	I001BC50S-171114
1701715-11	I001MW43D-171115

1701715-12 I001BC47S-171115
1701715-13 I001MW47D-171115

The extract of sample "I001MW50X-171114" was re-injected because it followed an extract with an analyte with a concentration greater than the highest point in the calibration curve. The results for PFHxS and PFOA were reported from the re-injection.

The labeled standard recoveries outside the acceptance criteria are listed in the table below.

As requested, an MS/MSD was performed on sample "I001BC43MS-171115". The MS/MSD recoveries and/or RPDs were out of the acceptance criteria for PFHxA, PFHxS, PFOA and EtFOSAA.

QC Anomalies

LabNumber	SampleName	Analysis	Analyte	Flag	%Rec
B7K0143-BS1	B7K0143-BS1	Modified EPA Method 537	13C2-PFUnA	H	49.5
B7K0143-BS1	B7K0143-BS1	Modified EPA Method 537	13C2-PFDoA	H	47.8

H = Recovery was outside laboratory acceptance criteria.

TABLE OF CONTENTS

Case Narrative..... 1

Table of Contents..... 4

Sample Inventory..... 5

Analytical Results..... 6

Qualifiers..... 26

Certifications..... 27

Sample Receipt..... 28

Extraction Information..... 33

Sample Data - Modified EPA Method 537..... 41

IIS Areas, IBs and CCVs..... 215

ICAL with ICV and IB..... 311

Sample Inventory Report

Vista Sample ID	Client Sample ID	Sampled	Received	Components/Containers
1701715-01	I001MW52S-171113	13-Nov-17 17:00	16-Nov-17 09:47	HDPE Bottle, 125 mL
				HDPE Bottle, 125 mL
1701715-02	I001MW52D-171114	14-Nov-17 09:30	16-Nov-17 09:47	HDPE Bottle, 125 mL
				HDPE Bottle, 125 mL
1701715-03	EB01-171113	13-Nov-17 17:20	16-Nov-17 09:47	HDPE Bottle, 125 mL
				HDPE Bottle, 125 mL
1701715-04	I001BC50S-171114	14-Nov-17 11:00	16-Nov-17 09:47	HDPE Bottle, 125 mL
				HDPE Bottle, 125 mL
1701715-05	I001MW50D-171114	14-Nov-17 13:10	16-Nov-17 09:47	HDPE Bottle, 125 mL
				HDPE Bottle, 125 mL
1701715-06	I001MW50X-171114	14-Nov-17 13:15	16-Nov-17 09:47	HDPE Bottle, 125 mL
				HDPE Bottle, 125 mL
1701715-07	SB01-171114	14-Nov-17 15:10	16-Nov-17 09:47	HDPE Bottle, 125 mL
				HDPE Bottle, 125 mL
1701715-08	I001MW53D-171114	14-Nov-17 15:35	16-Nov-17 09:47	HDPE Bottle, 125 mL
				HDPE Bottle, 125 mL
1701715-09	EB02-171114	14-Nov-17 15:45	16-Nov-17 09:47	HDPE Bottle, 125 mL
				HDPE Bottle, 125 mL
1701715-10	I001BC43MS-171115	MS/MSD15-Nov-17 09:00	16-Nov-17 09:47	HDPE Bottle, 125 mL
				HDPE Bottle, 125 mL
				HDPE Bottle, 125 mL
				HDPE Bottle, 125 mL
				HDPE Bottle, 125 mL
				HDPE Bottle, 125 mL
1701715-11	I001MW43D-171115	15-Nov-17 10:10	16-Nov-17 09:47	HDPE Bottle, 125 mL
				HDPE Bottle, 125 mL
1701715-12	I001BC47S-171115	15-Nov-17 13:00	16-Nov-17 09:47	HDPE Bottle, 125 mL
				HDPE Bottle, 125 mL
1701715-13	I001MW47D-171115	15-Nov-17 15:40	16-Nov-17 09:47	HDPE Bottle, 125 mL
				HDPE Bottle, 125 mL
1701715-14	EB03-171115	15-Nov-17 16:00	16-Nov-17 09:47	HDPE Bottle, 125 mL
				HDPE Bottle, 125 mL

ANALYTICAL RESULTS

Vista Analytical Laboratory

Sample ID: Method Blank

Modified EPA Method 537

Client Data

Name: AMEC Foster Wheeler
Project: TO87 WE12.4
Matrix: Aqueous

Laboratory Data

Lab Sample: B7K0141-BLK1
Column: BEH C18

Analyte	Conc. (ng/L)	DL	LOD	LOQ	Qualifiers	Batch	Extracted	Samp Size	Analyzed	Dilution
PFBS	ND	1.79	5.00	8.00		B7K0141	22-Nov-17	0.125 L	21-Dec-17 08:15	1
PFHxA	ND	2.18	5.00	8.00		B7K0141	22-Nov-17	0.125 L	21-Dec-17 08:15	1
PFHpA	ND	0.591	5.00	8.00		B7K0141	22-Nov-17	0.125 L	21-Dec-17 08:15	1
PFHxS	ND	0.947	5.00	8.00		B7K0141	22-Nov-17	0.125 L	21-Dec-17 08:15	1
PFOA	ND	0.651	5.00	8.00		B7K0141	22-Nov-17	0.125 L	21-Dec-17 08:15	1
PFOS	ND	0.807	5.00	8.00		B7K0141	22-Nov-17	0.125 L	21-Dec-17 08:15	1
PFNA	ND	0.810	5.00	8.00		B7K0141	22-Nov-17	0.125 L	21-Dec-17 08:15	1
PFDA	ND	1.49	5.00	8.00		B7K0141	22-Nov-17	0.125 L	21-Dec-17 08:15	1
MeFOSAA	ND	1.65	5.00	8.00		B7K0141	22-Nov-17	0.125 L	21-Dec-17 08:15	1
PFUnA	ND	1.05	5.00	8.00		B7K0141	22-Nov-17	0.125 L	21-Dec-17 08:15	1
EtFOSAA	ND	1.37	5.00	8.00		B7K0141	22-Nov-17	0.125 L	21-Dec-17 08:15	1
PFDoA	ND	0.792	5.00	8.00		B7K0141	22-Nov-17	0.125 L	21-Dec-17 08:15	1
PFTrDA	ND	0.494	5.00	8.00		B7K0141	22-Nov-17	0.125 L	21-Dec-17 08:15	1
PFTeDA	ND	0.755	5.00	8.00		B7K0141	22-Nov-17	0.125 L	21-Dec-17 08:15	1

Labeled Standards	Type	% Recovery	Limits	Qualifiers	Batch	Extracted	Samp Size	Analyzed	Dilution
13C3-PFBS	IS	103	50 - 150		B7K0141	22-Nov-17	0.125 L	21-Dec-17 08:15	1
13C2-PFHxA	IS	97.2	50 - 150		B7K0141	22-Nov-17	0.125 L	21-Dec-17 08:15	1
13C4-PFHpA	IS	104	50 - 150		B7K0141	22-Nov-17	0.125 L	21-Dec-17 08:15	1
18O2-PFHxS	IS	110	50 - 150		B7K0141	22-Nov-17	0.125 L	21-Dec-17 08:15	1
13C2-PFOA	IS	102	50 - 150		B7K0141	22-Nov-17	0.125 L	21-Dec-17 08:15	1
13C8-PFOS	IS	112	50 - 150		B7K0141	22-Nov-17	0.125 L	21-Dec-17 08:15	1
13C5-PFNA	IS	101	50 - 150		B7K0141	22-Nov-17	0.125 L	21-Dec-17 08:15	1
13C2-PFDA	IS	119	50 - 150		B7K0141	22-Nov-17	0.125 L	21-Dec-17 08:15	1
d3-MeFOSAA	IS	94.3	50 - 150		B7K0141	22-Nov-17	0.125 L	21-Dec-17 08:15	1
13C2-PFUnA	IS	80.3	50 - 150		B7K0141	22-Nov-17	0.125 L	21-Dec-17 08:15	1
d5-EtFOSAA	IS	87.1	50 - 150		B7K0141	22-Nov-17	0.125 L	21-Dec-17 08:15	1
13C2-PFDoA	IS	92.0	50 - 150		B7K0141	22-Nov-17	0.125 L	21-Dec-17 08:15	1
13C2-PFTeDA	IS	88.1	50 - 150		B7K0141	22-Nov-17	0.125 L	21-Dec-17 08:15	1

DL - Detection Limit
LOD - Limit of Detection
LOQ - Limit of quantitation
LCL-UCL- Lower control limit - upper control limit
Results reported to the DL.
When reported, PFHxS, PFOA and PFOS include both linear and branched isomers.
Only the linear isomer is reported for all other analytes.

Sample ID: LCS Dup

Modified EPA Method 537

Name:	AMEC Foster Wheeler	Lab Sample:	B7K0141-BS1/B7K0141-BSD1		
Project:	TO87 WE12.4	QC Batch:	B7K0141	Date Extracted:	22-Nov-17
Matrix:	Aqueous	Samp Size:	0.125/0.125 L	Column:	BEH C18

Analyte	LCS (ng/L)	LCS Spike Amt	LCS % Rec	LCS Quals	LCSD (ng/L)	LCSD Spike Amt	LCSD % Rec	RPD	LCSD Quals	%Rec Limits	RPD Limits	LCS Analyzed	LCS Dil	LCSD Analyzed	LCSD Dil
PFBS	177	160	111		171	160	107	3.66		70-130		21-Dec-17 07:30	1	21-Dec-17 07:41	1
PFHxA	208	160	130		196	160	122	6.16		70-130		21-Dec-17 07:30	1	21-Dec-17 07:41	1
PFHpA	190	160	119		177	160	110	7.15		70-130		21-Dec-17 07:30	1	21-Dec-17 07:41	1
PFHxS	180	160	112		188	160	118	4.62		70-130		21-Dec-17 07:30	1	21-Dec-17 07:41	1
PFOA	164	160	102		188	160	117	13.9		70-130		21-Dec-17 07:30	1	21-Dec-17 07:41	1
PFOS	157	160	98.3		188	160	118	17.9		70-130		21-Dec-17 07:30	1	21-Dec-17 07:41	1
PFNA	130	160	81.2		174	160	109	29.0		70-130		21-Dec-17 07:30	1	21-Dec-17 07:41	1
PFDA	204	160	128		200	160	125	1.83		70-130		21-Dec-17 07:30	1	21-Dec-17 07:41	1
MeFOSAA	146	160	91.2		164	160	103	12.0		70-130		21-Dec-17 07:30	1	21-Dec-17 07:41	1
PFUnA	178	160	111		177	160	111	0.676		70-130		21-Dec-17 07:30	1	21-Dec-17 07:41	1
EtFOSAA	169	160	106		173	160	108	2.09		70-130		21-Dec-17 07:30	1	21-Dec-17 07:41	1
PFDoA	222	160	139	H	182	160	114	19.8		70-130		21-Dec-17 07:30	1	21-Dec-17 07:41	1
PFTrDA	165	160	103		198	160	124	18.2		60-130		21-Dec-17 07:30	1	21-Dec-17 07:41	1
PFTeDA	223	160	139	H	244	160	152	9.02	H	70-130		21-Dec-17 07:30	1	21-Dec-17 07:41	1

Labeled Standards	Type	LCS % Rec	LCS Quals	LCSD % Rec	LCSD Quals	Limits	LCS Analyzed	LCS Dil	LCSD Analyzed	LCSD Dil
13C3-PFBS	IS	116		113		50-150	21-Dec-17 07:30	1	21-Dec-17 07:41	1
13C2-PFHxA	IS	94.1		102		50-150	21-Dec-17 07:30	1	21-Dec-17 07:41	1
13C4-PFHpA	IS	106		104		50-150	21-Dec-17 07:30	1	21-Dec-17 07:41	1
18O2-PFHxS	IS	104		98.7		50-150	21-Dec-17 07:30	1	21-Dec-17 07:41	1
13C2-PFOA	IS	105		101		50-150	21-Dec-17 07:30	1	21-Dec-17 07:41	1
13C8-PFOS	IS	110		96.4		50-150	21-Dec-17 07:30	1	21-Dec-17 07:41	1
13C5-PFNA	IS	107		121		50-150	21-Dec-17 07:30	1	21-Dec-17 07:41	1
13C2-PFDA	IS	109		99.4		50-150	21-Dec-17 07:30	1	21-Dec-17 07:41	1
d3-MeFOSAA	IS	88.2		98.4		50-150	21-Dec-17 07:30	1	21-Dec-17 07:41	1
13C2-PFUnA	IS	81.8		81.1		50-150	21-Dec-17 07:30	1	21-Dec-17 07:41	1
d5-EtFOSAA	IS	77.8		82.5		50-150	21-Dec-17 07:30	1	21-Dec-17 07:41	1
13C2-PFDoA	IS	88.1		72.5		50-150	21-Dec-17 07:30	1	21-Dec-17 07:41	1
13C2-PFTeDA	IS	67.5		65.2		50-150	21-Dec-17 07:30	1	21-Dec-17 07:41	1

Vista Analytical Laboratory

Sample ID: Method Blank

Modified EPA Method 537

Client Data

Name: AMEC Foster Wheeler
Project: TO87 WE12.4
Matrix: Aqueous

Laboratory Data

Lab Sample: B7K0143-BLK1
Column: BEH C18

Analyte	Conc. (ng/L)	DL	LOD	LOQ	Qualifiers	Batch	Extracted	Samp Size	Analyzed	Dilution
PFBS	ND	1.79	5.00	8.00		B7K0143	25-Nov-17	0.125 L	22-Dec-17 19:42	1
PFHxA	ND	2.18	5.00	8.00		B7K0143	25-Nov-17	0.125 L	22-Dec-17 19:42	1
PFHpA	ND	0.591	5.00	8.00		B7K0143	25-Nov-17	0.125 L	22-Dec-17 19:42	1
PFHxS	ND	0.947	5.00	8.00		B7K0143	25-Nov-17	0.125 L	22-Dec-17 19:42	1
PFOA	ND	0.651	5.00	8.00		B7K0143	25-Nov-17	0.125 L	22-Dec-17 19:42	1
PFOS	ND	0.807	5.00	8.00		B7K0143	25-Nov-17	0.125 L	22-Dec-17 19:42	1
PFNA	ND	0.810	5.00	8.00		B7K0143	25-Nov-17	0.125 L	22-Dec-17 19:42	1
PFDA	ND	1.49	5.00	8.00		B7K0143	25-Nov-17	0.125 L	22-Dec-17 19:42	1
MeFOSAA	ND	1.65	5.00	8.00		B7K0143	25-Nov-17	0.125 L	22-Dec-17 19:42	1
PFUnA	ND	1.05	5.00	8.00		B7K0143	25-Nov-17	0.125 L	22-Dec-17 19:42	1
EtFOSAA	ND	1.37	5.00	8.00		B7K0143	25-Nov-17	0.125 L	22-Dec-17 19:42	1
PFDoA	ND	0.792	5.00	8.00		B7K0143	25-Nov-17	0.125 L	22-Dec-17 19:42	1
PFTrDA	ND	0.494	5.00	8.00		B7K0143	25-Nov-17	0.125 L	22-Dec-17 19:42	1
PFTeDA	ND	0.755	5.00	8.00		B7K0143	25-Nov-17	0.125 L	22-Dec-17 19:42	1

Labeled Standards	Type	% Recovery	Limits	Qualifiers	Batch	Extracted	Samp Size	Analyzed	Dilution
13C3-PFBS	IS	96.7	50 - 150		B7K0143	25-Nov-17	0.125 L	22-Dec-17 19:42	1
13C2-PFHxA	IS	98.5	50 - 150		B7K0143	25-Nov-17	0.125 L	22-Dec-17 19:42	1
13C4-PFHpA	IS	93.5	50 - 150		B7K0143	25-Nov-17	0.125 L	22-Dec-17 19:42	1
18O2-PFHxS	IS	92.4	50 - 150		B7K0143	25-Nov-17	0.125 L	22-Dec-17 19:42	1
13C2-PFOA	IS	85.9	50 - 150		B7K0143	25-Nov-17	0.125 L	22-Dec-17 19:42	1
13C8-PFOS	IS	118	50 - 150		B7K0143	25-Nov-17	0.125 L	22-Dec-17 19:42	1
13C5-PFNA	IS	81.8	50 - 150		B7K0143	25-Nov-17	0.125 L	22-Dec-17 19:42	1
13C2-PFDA	IS	70.6	50 - 150		B7K0143	25-Nov-17	0.125 L	22-Dec-17 19:42	1
d3-MeFOSAA	IS	69.2	50 - 150		B7K0143	25-Nov-17	0.125 L	22-Dec-17 19:42	1
13C2-PFUnA	IS	80.5	50 - 150		B7K0143	25-Nov-17	0.125 L	22-Dec-17 19:42	1
d5-EtFOSAA	IS	62.5	50 - 150		B7K0143	25-Nov-17	0.125 L	22-Dec-17 19:42	1
13C2-PFDoA	IS	63.8	50 - 150		B7K0143	25-Nov-17	0.125 L	22-Dec-17 19:42	1
13C2-PFTeDA	IS	74.8	50 - 150		B7K0143	25-Nov-17	0.125 L	22-Dec-17 19:42	1

DL - Detection Limit
LOD - Limit of Detection
LOQ - Limit of quantitation
LCL-UCL- Lower control limit - upper control limit
Results reported to the DL.
When reported, PFHxS, PFOA and PFOS include both linear and branched isomers.
Only the linear isomer is reported for all other analytes.

Sample ID: OPR

Modified EPA Method 537

Client Data

Name: AMEC Foster Wheeler
Project: TO87 WE12.4
Matrix: Aqueous

Laboratory Data

Lab Sample: B7K0143-BS1
Column: BEH C18

Analyte	Amt Found (ng/L)	Spike Amt	% Rec	Limits	Qualifiers	Batch	Extracted	Samp Size	Analyzed	Dilution
PFBS	94.6	80.0	118	70-130		B7K0143	25-Nov-17	0.125 L	22-Dec-17 19:09	1
PFHxA	88.8	80.0	111	70-130		B7K0143	25-Nov-17	0.125 L	22-Dec-17 19:09	1
PFHpA	90.3	80.0	113	70-130		B7K0143	25-Nov-17	0.125 L	22-Dec-17 19:09	1
PFHxS	93.9	80.0	117	70-130		B7K0143	25-Nov-17	0.125 L	22-Dec-17 19:09	1
PFOA	91.8	80.0	115	70-130		B7K0143	25-Nov-17	0.125 L	22-Dec-17 19:09	1
PFOS	86.7	80.0	108	70-130		B7K0143	25-Nov-17	0.125 L	22-Dec-17 19:09	1
PFNA	85.4	80.0	107	70-130		B7K0143	25-Nov-17	0.125 L	22-Dec-17 19:09	1
PFDA	91.4	80.0	114	70-130		B7K0143	25-Nov-17	0.125 L	22-Dec-17 19:09	1
MeFOSAA	82.7	80.0	103	70-130		B7K0143	25-Nov-17	0.125 L	22-Dec-17 19:09	1
PFUnA	110	80.0	137	70-130	H	B7K0143	25-Nov-17	0.125 L	22-Dec-17 19:09	1
EtFOSAA	108	80.0	135	70-130	H	B7K0143	25-Nov-17	0.125 L	22-Dec-17 19:09	1
PFDoA	97.1	80.0	121	70-130		B7K0143	25-Nov-17	0.125 L	22-Dec-17 19:09	1
PFTrDA	98.3	80.0	123	60-130		B7K0143	25-Nov-17	0.125 L	22-Dec-17 19:09	1
PFTeDA	104	80.0	130	70-130		B7K0143	25-Nov-17	0.125 L	22-Dec-17 19:09	1

Labeled Standards	Type	% Rec	Limits	Qualifiers	Batch	Extracted	Samp Size	Analyzed	Dilution
13C3-PFBS	IS	95.2	50- 150		B7K0143	25-Nov-17	0.125 L	22-Dec-17 19:09	1
13C2-PFHxA	IS	89.6	50- 150		B7K0143	25-Nov-17	0.125 L	22-Dec-17 19:09	1
13C4-PFHpA	IS	83.8	50- 150		B7K0143	25-Nov-17	0.125 L	22-Dec-17 19:09	1
18O2-PFHxS	IS	87.2	50- 150		B7K0143	25-Nov-17	0.125 L	22-Dec-17 19:09	1
13C2-PFOA	IS	72.9	50- 150		B7K0143	25-Nov-17	0.125 L	22-Dec-17 19:09	1
13C8-PFOS	IS	96.8	50- 150		B7K0143	25-Nov-17	0.125 L	22-Dec-17 19:09	1
13C5-PFNA	IS	94.2	50- 150		B7K0143	25-Nov-17	0.125 L	22-Dec-17 19:09	1
13C2-PFDA	IS	72.9	50- 150		B7K0143	25-Nov-17	0.125 L	22-Dec-17 19:09	1
d3-MeFOSAA	IS	70.6	50- 150		B7K0143	25-Nov-17	0.125 L	22-Dec-17 19:09	1
13C2-PFUnA	IS	49.5	50- 150	H	B7K0143	25-Nov-17	0.125 L	22-Dec-17 19:09	1
d5-EtFOSAA	IS	51.6	50- 150		B7K0143	25-Nov-17	0.125 L	22-Dec-17 19:09	1
13C2-PFDoA	IS	47.8	50- 150	H	B7K0143	25-Nov-17	0.125 L	22-Dec-17 19:09	1
13C2-PFTeDA	IS	65.2	50- 150		B7K0143	25-Nov-17	0.125 L	22-Dec-17 19:09	1

Vista Analytical Laboratory

Sample ID: I001MW52S-171113

Modified EPA Method 537

Client Data

Name: AMEC Foster Wheeler
Project: TO87 WE12.4
Matrix: Groundwater
Date Collected: 13-Nov-17 17:00

Laboratory Data

Lab Sample: 1701715-01
Date Received: 16-Nov-17 09:47
Column: BEH C18

Analyte	Conc. (ng/L)	DL	LOD	LOQ	Qualifiers	Batch	Extracted	Samp Size	Analyzed	Dilution
PFBS	78300	202	563	901		B7K0141	22-Nov-17	0.00111 L	21-Dec-17 08:59	1
PFHxA	167000	2450	5630	9010	D	B7K0141	22-Nov-17	0.00111 L	04-Jan-18 12:46	10
PFHpA	39300	66.6	563	901		B7K0141	22-Nov-17	0.00111 L	21-Dec-17 08:59	1
PFHxS	163000	1070	5630	9010	D	B7K0141	22-Nov-17	0.00111 L	04-Jan-18 12:46	10
PFOA	345000	733	5630	9010	D	B7K0141	22-Nov-17	0.00111 L	04-Jan-18 12:46	10
PFOS	11400	90.9	563	901		B7K0141	22-Nov-17	0.00111 L	21-Dec-17 08:59	1
PFNA	136	91.2	563	901	J	B7K0141	22-Nov-17	0.00111 L	21-Dec-17 08:59	1
PFDA	ND	168	563	901		B7K0141	22-Nov-17	0.00111 L	21-Dec-17 08:59	1
MeFOSAA	ND	186	563	901		B7K0141	22-Nov-17	0.00111 L	21-Dec-17 08:59	1
PFUnA	ND	118	563	901		B7K0141	22-Nov-17	0.00111 L	21-Dec-17 08:59	1
EtFOSAA	ND	154	563	901		B7K0141	22-Nov-17	0.00111 L	21-Dec-17 08:59	1
PFDoA	ND	89.2	563	901		B7K0141	22-Nov-17	0.00111 L	21-Dec-17 08:59	1
PFTrDA	ND	55.6	563	901		B7K0141	22-Nov-17	0.00111 L	21-Dec-17 08:59	1
PFTeDA	ND	85.0	563	901		B7K0141	22-Nov-17	0.00111 L	21-Dec-17 08:59	1

Labeled Standards	Type	% Recovery	Limits	Qualifiers	Batch	Extracted	Samp Size	Analyzed	Dilution
13C3-PFBS	IS	112	50 - 150		B7K0141	22-Nov-17	0.00111 L	21-Dec-17 08:59	1
13C2-PFHxA	IS	90.6	50 - 150	D	B7K0141	22-Nov-17	0.00111 L	04-Jan-18 12:46	10
13C4-PFHpA	IS	118	50 - 150		B7K0141	22-Nov-17	0.00111 L	21-Dec-17 08:59	1
18O2-PFHxS	IS	93.3	50 - 150	D	B7K0141	22-Nov-17	0.00111 L	04-Jan-18 12:46	10
13C2-PFOA	IS	72.0	50 - 150	D	B7K0141	22-Nov-17	0.00111 L	04-Jan-18 12:46	10
13C8-PFOS	IS	102	50 - 150		B7K0141	22-Nov-17	0.00111 L	21-Dec-17 08:59	1
13C5-PFNA	IS	108	50 - 150		B7K0141	22-Nov-17	0.00111 L	21-Dec-17 08:59	1
13C2-PFDA	IS	109	50 - 150		B7K0141	22-Nov-17	0.00111 L	21-Dec-17 08:59	1
d3-MeFOSAA	IS	139	50 - 150		B7K0141	22-Nov-17	0.00111 L	21-Dec-17 08:59	1
13C2-PFUnA	IS	106	50 - 150		B7K0141	22-Nov-17	0.00111 L	21-Dec-17 08:59	1
d5-EtFOSAA	IS	116	50 - 150		B7K0141	22-Nov-17	0.00111 L	21-Dec-17 08:59	1
13C2-PFDoA	IS	94.4	50 - 150		B7K0141	22-Nov-17	0.00111 L	21-Dec-17 08:59	1
13C2-PFTeDA	IS	73.6	50 - 150		B7K0141	22-Nov-17	0.00111 L	21-Dec-17 08:59	1

DL - Detection Limit
LOD - Limit of Detection
LOQ - Limit of quantitation
LCL-UCL- Lower control limit - upper control limit
Results reported to the DL.
When reported, PFHxS, PFOA and PFOS include both linear and branched isomers.
Only the linear isomer is reported for all other analytes.

Sample ID: I001MW52D-171114

Modified EPA Method 537

Client Data

Name: AMEC Foster Wheeler
Project: TO87 WE12.4
Matrix: Groundwater
Date Collected: 14-Nov-17 09:30

Laboratory Data

Lab Sample: 1701715-02
Date Received: 16-Nov-17 09:47
Column: BEH C18

Analyte	Conc. (ng/L)	DL	LOD	LOQ	Qualifiers	Batch	Extracted	Samp Size	Analyzed	Dilution
PFBS	32.5	2.06	5.73	9.22		B7K0143	25-Nov-17	0.109 L	22-Dec-17 20:27	1
PFHxA	208	2.51	5.73	9.22		B7K0143	25-Nov-17	0.109 L	22-Dec-17 20:27	1
PFHpA	24.5	0.681	5.73	9.22		B7K0143	25-Nov-17	0.109 L	22-Dec-17 20:27	1
PFHxS	84.4	1.09	5.73	9.22		B7K0143	25-Nov-17	0.109 L	22-Dec-17 20:27	1
PFOA	137	0.750	5.73	9.22		B7K0143	25-Nov-17	0.109 L	22-Dec-17 20:27	1
PFOS	ND	0.930	5.73	9.22		B7K0143	25-Nov-17	0.109 L	22-Dec-17 20:27	1
PFNA	ND	0.933	5.73	9.22		B7K0143	25-Nov-17	0.109 L	22-Dec-17 20:27	1
PFDA	ND	1.72	5.73	9.22		B7K0143	25-Nov-17	0.109 L	22-Dec-17 20:27	1
MeFOSAA	ND	1.90	5.73	9.22		B7K0143	25-Nov-17	0.109 L	22-Dec-17 20:27	1
PFUnA	ND	1.21	5.73	9.22		B7K0143	25-Nov-17	0.109 L	22-Dec-17 20:27	1
EtFOSAA	ND	1.58	5.73	9.22		B7K0143	25-Nov-17	0.109 L	22-Dec-17 20:27	1
PFDoA	ND	0.912	5.73	9.22		B7K0143	25-Nov-17	0.109 L	22-Dec-17 20:27	1
PFTrDA	ND	0.569	5.73	9.22		B7K0143	25-Nov-17	0.109 L	22-Dec-17 20:27	1
PFTeDA	ND	0.870	5.73	9.22		B7K0143	25-Nov-17	0.109 L	22-Dec-17 20:27	1

Labeled Standards	Type	% Recovery	Limits	Qualifiers	Batch	Extracted	Samp Size	Analyzed	Dilution
13C3-PFBS	IS	126	50 - 150		B7K0143	25-Nov-17	0.109 L	22-Dec-17 20:27	1
13C2-PFHxA	IS	107	50 - 150		B7K0143	25-Nov-17	0.109 L	22-Dec-17 20:27	1
13C4-PFHpA	IS	91.4	50 - 150		B7K0143	25-Nov-17	0.109 L	22-Dec-17 20:27	1
18O2-PFHxS	IS	75.6	50 - 150		B7K0143	25-Nov-17	0.109 L	22-Dec-17 20:27	1
13C2-PFOA	IS	96.7	50 - 150		B7K0143	25-Nov-17	0.109 L	22-Dec-17 20:27	1
13C8-PFOS	IS	130	50 - 150		B7K0143	25-Nov-17	0.109 L	22-Dec-17 20:27	1
13C5-PFNA	IS	83.2	50 - 150		B7K0143	25-Nov-17	0.109 L	22-Dec-17 20:27	1
13C2-PFDA	IS	80.5	50 - 150		B7K0143	25-Nov-17	0.109 L	22-Dec-17 20:27	1
d3-MeFOSAA	IS	72.4	50 - 150		B7K0143	25-Nov-17	0.109 L	22-Dec-17 20:27	1
13C2-PFUnA	IS	68.5	50 - 150		B7K0143	25-Nov-17	0.109 L	22-Dec-17 20:27	1
d5-EtFOSAA	IS	75.5	50 - 150		B7K0143	25-Nov-17	0.109 L	22-Dec-17 20:27	1
13C2-PFDoA	IS	67.3	50 - 150		B7K0143	25-Nov-17	0.109 L	22-Dec-17 20:27	1
13C2-PFTeDA	IS	89.1	50 - 150		B7K0143	25-Nov-17	0.109 L	22-Dec-17 20:27	1

DL - Detection Limit
LOD - Limit of Detection
LOQ - Limit of quantitation
LCL-UCL- Lower control limit - upper control limit
Results reported to the DL.
When reported, PFHxS, PFOA and PFOS include both linear and branched isomers.
Only the linear isomer is reported for all other analytes.

Vista Analytical Laboratory

Sample ID: EB01-171113

Modified EPA Method 537

Client Data

Name: AMEC Foster Wheeler
Project: TO87 WE12.4
Matrix: Blank Water
Date Collected: 13-Nov-17 17:20

Laboratory Data

Lab Sample: 1701715-03
Date Received: 16-Nov-17 09:47
Column: BEH C18

Analyte	Conc. (ng/L)	DL	LOD	LOQ	Qualifiers	Batch	Extracted	Samp Size	Analyzed	Dilution
PFBS	ND	1.99	5.58	8.91		B7K0143	25-Nov-17	0.112 L	22-Dec-17 20:38	1
PFHxA	ND	2.43	5.58	8.91		B7K0143	25-Nov-17	0.112 L	22-Dec-17 20:38	1
PFHpA	ND	0.658	5.58	8.91		B7K0143	25-Nov-17	0.112 L	22-Dec-17 20:38	1
PFHxS	ND	1.05	5.58	8.91		B7K0143	25-Nov-17	0.112 L	22-Dec-17 20:38	1
PFOA	1.28	0.725	5.58	8.91	J	B7K0143	25-Nov-17	0.112 L	22-Dec-17 20:38	1
PFOS	ND	0.899	5.58	8.91		B7K0143	25-Nov-17	0.112 L	22-Dec-17 20:38	1
PFNA	ND	0.902	5.58	8.91		B7K0143	25-Nov-17	0.112 L	22-Dec-17 20:38	1
PFDA	ND	1.66	5.58	8.91		B7K0143	25-Nov-17	0.112 L	22-Dec-17 20:38	1
MeFOSAA	ND	1.84	5.58	8.91		B7K0143	25-Nov-17	0.112 L	22-Dec-17 20:38	1
PFUnA	ND	1.17	5.58	8.91		B7K0143	25-Nov-17	0.112 L	22-Dec-17 20:38	1
EtFOSAA	ND	1.53	5.58	8.91		B7K0143	25-Nov-17	0.112 L	22-Dec-17 20:38	1
PFDoA	ND	0.882	5.58	8.91		B7K0143	25-Nov-17	0.112 L	22-Dec-17 20:38	1
PFTrDA	ND	0.550	5.58	8.91		B7K0143	25-Nov-17	0.112 L	22-Dec-17 20:38	1
PFTeDA	ND	0.841	5.58	8.91		B7K0143	25-Nov-17	0.112 L	22-Dec-17 20:38	1

Labeled Standards	Type	% Recovery	Limits	Qualifiers	Batch	Extracted	Samp Size	Analyzed	Dilution
13C3-PFBS	IS	101	50 - 150		B7K0143	25-Nov-17	0.112 L	22-Dec-17 20:38	1
13C2-PFHxA	IS	95.6	50 - 150		B7K0143	25-Nov-17	0.112 L	22-Dec-17 20:38	1
13C4-PFHpA	IS	87.4	50 - 150		B7K0143	25-Nov-17	0.112 L	22-Dec-17 20:38	1
18O2-PFHxS	IS	97.8	50 - 150		B7K0143	25-Nov-17	0.112 L	22-Dec-17 20:38	1
13C2-PFOA	IS	92.7	50 - 150		B7K0143	25-Nov-17	0.112 L	22-Dec-17 20:38	1
13C8-PFOS	IS	82.7	50 - 150		B7K0143	25-Nov-17	0.112 L	22-Dec-17 20:38	1
13C5-PFNA	IS	72.3	50 - 150		B7K0143	25-Nov-17	0.112 L	22-Dec-17 20:38	1
13C2-PFDA	IS	78.9	50 - 150		B7K0143	25-Nov-17	0.112 L	22-Dec-17 20:38	1
d3-MeFOSAA	IS	88.9	50 - 150		B7K0143	25-Nov-17	0.112 L	22-Dec-17 20:38	1
13C2-PFUnA	IS	73.9	50 - 150		B7K0143	25-Nov-17	0.112 L	22-Dec-17 20:38	1
d5-EtFOSAA	IS	66.9	50 - 150		B7K0143	25-Nov-17	0.112 L	22-Dec-17 20:38	1
13C2-PFDoA	IS	72.7	50 - 150		B7K0143	25-Nov-17	0.112 L	22-Dec-17 20:38	1
13C2-PFTeDA	IS	84.9	50 - 150		B7K0143	25-Nov-17	0.112 L	22-Dec-17 20:38	1

DL - Detection Limit
LOD - Limit of Detection
LOQ - Limit of quantitation
LCL-UCL- Lower control limit - upper control limit
Results reported to the DL.
When reported, PFHxS, PFOA and PFOS include both linear and branched isomers.
Only the linear isomer is reported for all other analytes.

Sample ID: I001BC50S-171114

Modified EPA Method 537

Client Data

Name: AMEC Foster Wheeler
Project: TO87 WE12.4
Matrix: Groundwater
Date Collected: 14-Nov-17 11:00

Laboratory Data

Lab Sample: 1701715-04
Date Received: 16-Nov-17 09:47
Column: BEH C18

Analyte	Conc. (ng/L)	DL	LOD	LOQ	Qualifiers	Batch	Extracted	Samp Size	Analyzed	Dilution
PFBS	1170	2.12	5.90	9.47		B7K0143	25-Nov-17	0.106 L	22-Dec-17 20:50	1
PFHxA	2860	25.8	59.0	94.7	D	B7K0143	25-Nov-17	0.106 L	03-Jan-18 21:25	10
PFHpA	518	0.699	5.90	9.47		B7K0143	25-Nov-17	0.106 L	22-Dec-17 20:50	1
PFHxS	12200	11.2	59.0	94.7	D	B7K0143	25-Nov-17	0.106 L	03-Jan-18 21:25	10
PFOA	7050	7.70	59.0	94.7	D	B7K0143	25-Nov-17	0.106 L	03-Jan-18 21:25	10
PFOS	1480	0.955	5.90	9.47		B7K0143	25-Nov-17	0.106 L	22-Dec-17 20:50	1
PFNA	28.1	0.958	5.90	9.47		B7K0143	25-Nov-17	0.106 L	22-Dec-17 20:50	1
PFDA	ND	1.76	5.90	9.47		B7K0143	25-Nov-17	0.106 L	22-Dec-17 20:50	1
MeFOSAA	ND	1.95	5.90	9.47		B7K0143	25-Nov-17	0.106 L	22-Dec-17 20:50	1
PFUnA	ND	1.24	5.90	9.47		B7K0143	25-Nov-17	0.106 L	22-Dec-17 20:50	1
EtFOSAA	ND	1.62	5.90	9.47		B7K0143	25-Nov-17	0.106 L	22-Dec-17 20:50	1
PFDoA	ND	0.937	5.90	9.47		B7K0143	25-Nov-17	0.106 L	22-Dec-17 20:50	1
PFTrDA	ND	0.584	5.90	9.47		B7K0143	25-Nov-17	0.106 L	22-Dec-17 20:50	1
PFTeDA	ND	0.893	5.90	9.47		B7K0143	25-Nov-17	0.106 L	22-Dec-17 20:50	1

Labeled Standards	Type	% Recovery	Limits	Qualifiers	Batch	Extracted	Samp Size	Analyzed	Dilution
13C3-PFBS	IS	108	50 - 150		B7K0143	25-Nov-17	0.106 L	22-Dec-17 20:50	1
13C2-PFHxA	IS	106	50 - 150	D	B7K0143	25-Nov-17	0.106 L	03-Jan-18 21:25	10
13C4-PFHpA	IS	103	50 - 150		B7K0143	25-Nov-17	0.106 L	22-Dec-17 20:50	1
18O2-PFHxS	IS	92.3	50 - 150	D	B7K0143	25-Nov-17	0.106 L	03-Jan-18 21:25	10
13C2-PFOA	IS	109	50 - 150	D	B7K0143	25-Nov-17	0.106 L	03-Jan-18 21:25	10
13C8-PFOS	IS	96.3	50 - 150		B7K0143	25-Nov-17	0.106 L	22-Dec-17 20:50	1
13C5-PFNA	IS	89.9	50 - 150		B7K0143	25-Nov-17	0.106 L	22-Dec-17 20:50	1
13C2-PFDA	IS	99.7	50 - 150		B7K0143	25-Nov-17	0.106 L	22-Dec-17 20:50	1
d3-MeFOSAA	IS	99.1	50 - 150		B7K0143	25-Nov-17	0.106 L	22-Dec-17 20:50	1
13C2-PFUnA	IS	77.0	50 - 150		B7K0143	25-Nov-17	0.106 L	22-Dec-17 20:50	1
d5-EtFOSAA	IS	72.2	50 - 150		B7K0143	25-Nov-17	0.106 L	22-Dec-17 20:50	1
13C2-PFDoA	IS	85.2	50 - 150		B7K0143	25-Nov-17	0.106 L	22-Dec-17 20:50	1
13C2-PFTeDA	IS	94.0	50 - 150		B7K0143	25-Nov-17	0.106 L	22-Dec-17 20:50	1

DL - Detection Limit
LOD - Limit of Detection
LOQ - Limit of quantitation
LCL-UCL- Lower control limit - upper control limit
Results reported to the DL.
When reported, PFHxS, PFOA and PFOS include both linear and branched isomers.
Only the linear isomer is reported for all other analytes.

Sample ID: I001MW50D-171114

Modified EPA Method 537

Client Data

Name: AMEC Foster Wheeler
Project: TO87 WE12.4
Matrix: Groundwater
Date Collected: 14-Nov-17 13:10

Laboratory Data

Lab Sample: 1701715-05
Date Received: 16-Nov-17 09:47
Column: BEH C18

Analyte	Conc. (ng/L)	DL	LOD	LOQ	Qualifiers	Batch	Extracted	Samp Size	Analyzed	Dilution
PFBS	2.92	2.06	5.79	9.22	J	B7K0143	25-Nov-17	0.108 L	22-Dec-17 19:31	1
PFHxA	5.71	2.51	5.79	9.22	J	B7K0143	25-Nov-17	0.108 L	22-Dec-17 19:31	1
PFHpA	0.710	0.681	5.79	9.22	J	B7K0143	25-Nov-17	0.108 L	22-Dec-17 19:31	1
PFHxS	12.5	1.09	5.79	9.22		B7K0143	25-Nov-17	0.108 L	22-Dec-17 19:31	1
PFOA	8.84	0.751	5.79	9.22	J	B7K0143	25-Nov-17	0.108 L	22-Dec-17 19:31	1
PFOS	ND	0.930	5.79	9.22		B7K0143	25-Nov-17	0.108 L	22-Dec-17 19:31	1
PFNA	ND	0.934	5.79	9.22		B7K0143	25-Nov-17	0.108 L	22-Dec-17 19:31	1
PFDA	ND	1.72	5.79	9.22		B7K0143	25-Nov-17	0.108 L	22-Dec-17 19:31	1
MeFOSAA	ND	1.90	5.79	9.22		B7K0143	25-Nov-17	0.108 L	22-Dec-17 19:31	1
PFUnA	ND	1.21	5.79	9.22		B7K0143	25-Nov-17	0.108 L	22-Dec-17 19:31	1
EtFOSAA	ND	1.58	5.79	9.22		B7K0143	25-Nov-17	0.108 L	22-Dec-17 19:31	1
PFDoA	ND	0.913	5.79	9.22		B7K0143	25-Nov-17	0.108 L	22-Dec-17 19:31	1
PFTrDA	ND	0.570	5.79	9.22		B7K0143	25-Nov-17	0.108 L	22-Dec-17 19:31	1
PFTeDA	ND	0.870	5.79	9.22		B7K0143	25-Nov-17	0.108 L	22-Dec-17 19:31	1

Labeled Standards	Type	% Recovery	Limits	Qualifiers	Batch	Extracted	Samp Size	Analyzed	Dilution
13C3-PFBS	IS	114	50 - 150		B7K0143	25-Nov-17	0.108 L	22-Dec-17 19:31	1
13C2-PFHxA	IS	94.0	50 - 150		B7K0143	25-Nov-17	0.108 L	22-Dec-17 19:31	1
13C4-PFHpA	IS	96.4	50 - 150		B7K0143	25-Nov-17	0.108 L	22-Dec-17 19:31	1
18O2-PFHxS	IS	90.1	50 - 150		B7K0143	25-Nov-17	0.108 L	22-Dec-17 19:31	1
13C2-PFOA	IS	87.8	50 - 150		B7K0143	25-Nov-17	0.108 L	22-Dec-17 19:31	1
13C8-PFOS	IS	87.0	50 - 150		B7K0143	25-Nov-17	0.108 L	22-Dec-17 19:31	1
13C5-PFNA	IS	83.4	50 - 150		B7K0143	25-Nov-17	0.108 L	22-Dec-17 19:31	1
13C2-PFDA	IS	73.1	50 - 150		B7K0143	25-Nov-17	0.108 L	22-Dec-17 19:31	1
d3-MeFOSAA	IS	80.2	50 - 150		B7K0143	25-Nov-17	0.108 L	22-Dec-17 19:31	1
13C2-PFUnA	IS	69.7	50 - 150		B7K0143	25-Nov-17	0.108 L	22-Dec-17 19:31	1
d5-EtFOSAA	IS	63.9	50 - 150		B7K0143	25-Nov-17	0.108 L	22-Dec-17 19:31	1
13C2-PFDoA	IS	55.9	50 - 150		B7K0143	25-Nov-17	0.108 L	22-Dec-17 19:31	1
13C2-PFTeDA	IS	66.5	50 - 150		B7K0143	25-Nov-17	0.108 L	22-Dec-17 19:31	1

DL - Detection Limit
LOD - Limit of Detection
LOQ - Limit of quantitation
LCL-UCL- Lower control limit - upper control limit
Results reported to the DL.
When reported, PFHxS, PFOA and PFOS include both linear and branched isomers.
Only the linear isomer is reported for all other analytes.

Sample ID: I001MW50X-171114

Modified EPA Method 537

Client Data

Name: AMEC Foster Wheeler
Project: TO87 WE12.4
Matrix: Groundwater
Date Collected: 14-Nov-17 13:15

Laboratory Data

Lab Sample: 1701715-06
Date Received: 16-Nov-17 09:47
Column: BEH C18

Analyte	Conc. (ng/L)	DL	LOD	LOQ	Qualifiers	Batch	Extracted	Samp Size	Analyzed	Dilution
PFBS	3.87	1.84	5.12	8.23	J	B7K0143	25-Nov-17	0.122 L	22-Dec-17 21:01	1
PFHxA	5.11	2.24	5.12	8.23	J	B7K0143	25-Nov-17	0.122 L	22-Dec-17 21:01	1
PFHpA	1.26	0.608	5.12	8.23	J	B7K0143	25-Nov-17	0.122 L	22-Dec-17 21:01	1
PFHxS	12.9	0.974	5.12	8.23		B7K0143	25-Nov-17	0.122 L	03-Jan-18 21:36	1
PFOA	10.1	0.670	5.12	8.23		B7K0143	25-Nov-17	0.122 L	03-Jan-18 21:36	1
PFOS	2.47	0.830	5.12	8.23	J	B7K0143	25-Nov-17	0.122 L	22-Dec-17 21:01	1
PFNA	ND	0.833	5.12	8.23		B7K0143	25-Nov-17	0.122 L	22-Dec-17 21:01	1
PFDA	ND	1.53	5.12	8.23		B7K0143	25-Nov-17	0.122 L	22-Dec-17 21:01	1
MeFOSAA	ND	1.70	5.12	8.23		B7K0143	25-Nov-17	0.122 L	22-Dec-17 21:01	1
PFUnA	ND	1.08	5.12	8.23		B7K0143	25-Nov-17	0.122 L	22-Dec-17 21:01	1
EtFOSAA	ND	1.41	5.12	8.23		B7K0143	25-Nov-17	0.122 L	22-Dec-17 21:01	1
PFDoA	ND	0.815	5.12	8.23		B7K0143	25-Nov-17	0.122 L	22-Dec-17 21:01	1
PFTrDA	ND	0.508	5.12	8.23		B7K0143	25-Nov-17	0.122 L	22-Dec-17 21:01	1
PFTeDA	ND	0.776	5.12	8.23		B7K0143	25-Nov-17	0.122 L	22-Dec-17 21:01	1

Labeled Standards	Type	% Recovery	Limits	Qualifiers	Batch	Extracted	Samp Size	Analyzed	Dilution
13C3-PFBS	IS	121	50 - 150		B7K0143	25-Nov-17	0.122 L	22-Dec-17 21:01	1
13C2-PFHxA	IS	95.4	50 - 150		B7K0143	25-Nov-17	0.122 L	22-Dec-17 21:01	1
13C4-PFHpA	IS	105	50 - 150		B7K0143	25-Nov-17	0.122 L	22-Dec-17 21:01	1
18O2-PFHxS	IS	91.0	50 - 150		B7K0143	25-Nov-17	0.122 L	03-Jan-18 21:36	1
13C2-PFOA	IS	93.6	50 - 150		B7K0143	25-Nov-17	0.122 L	03-Jan-18 21:36	1
13C8-PFOS	IS	101	50 - 150		B7K0143	25-Nov-17	0.122 L	22-Dec-17 21:01	1
13C5-PFNA	IS	92.1	50 - 150		B7K0143	25-Nov-17	0.122 L	22-Dec-17 21:01	1
13C2-PFDA	IS	69.7	50 - 150		B7K0143	25-Nov-17	0.122 L	22-Dec-17 21:01	1
d3-MeFOSAA	IS	99.1	50 - 150		B7K0143	25-Nov-17	0.122 L	22-Dec-17 21:01	1
13C2-PFUnA	IS	115	50 - 150		B7K0143	25-Nov-17	0.122 L	22-Dec-17 21:01	1
d5-EtFOSAA	IS	101	50 - 150		B7K0143	25-Nov-17	0.122 L	22-Dec-17 21:01	1
13C2-PFDoA	IS	94.1	50 - 150		B7K0143	25-Nov-17	0.122 L	22-Dec-17 21:01	1
13C2-PFTeDA	IS	92.7	50 - 150		B7K0143	25-Nov-17	0.122 L	22-Dec-17 21:01	1

DL - Detection Limit
LOD - Limit of Detection
LOQ - Limit of quantitation
LCL-UCL- Lower control limit - upper control limit
Results reported to the DL.
When reported, PFHxS, PFOA and PFOS include both linear and branched isomers.
Only the linear isomer is reported for all other analytes.

Vista Analytical Laboratory

Sample ID: SB01-171114

Modified EPA Method 537

Client Data

Name: AMEC Foster Wheeler
Project: TO87 WE12.4
Matrix: Blank Water
Date Collected: 14-Nov-17 15:10

Laboratory Data

Lab Sample: 1701715-07
Date Received: 16-Nov-17 09:47
Column: BEH C18

Analyte	Conc. (ng/L)	DL	LOD	LOQ	Qualifiers	Batch	Extracted	Samp Size	Analyzed	Dilution
PFBS	ND	1.90	5.30	8.48		B7K0143	25-Nov-17	0.118 L	22-Dec-17 21:12	1
PFHxA	ND	2.31	5.30	8.48		B7K0143	25-Nov-17	0.118 L	22-Dec-17 21:12	1
PFHpA	ND	0.627	5.30	8.48		B7K0143	25-Nov-17	0.118 L	22-Dec-17 21:12	1
PFHxS	ND	1.00	5.30	8.48		B7K0143	25-Nov-17	0.118 L	22-Dec-17 21:12	1
PFOA	ND	0.690	5.30	8.48		B7K0143	25-Nov-17	0.118 L	22-Dec-17 21:12	1
PFOS	ND	0.856	5.30	8.48		B7K0143	25-Nov-17	0.118 L	22-Dec-17 21:12	1
PFNA	ND	0.859	5.30	8.48		B7K0143	25-Nov-17	0.118 L	22-Dec-17 21:12	1
PFDA	ND	1.58	5.30	8.48		B7K0143	25-Nov-17	0.118 L	22-Dec-17 21:12	1
MeFOSAA	ND	1.75	5.30	8.48		B7K0143	25-Nov-17	0.118 L	22-Dec-17 21:12	1
PFUnA	ND	1.11	5.30	8.48		B7K0143	25-Nov-17	0.118 L	22-Dec-17 21:12	1
EtFOSAA	ND	1.45	5.30	8.48		B7K0143	25-Nov-17	0.118 L	22-Dec-17 21:12	1
PFDoA	ND	0.840	5.30	8.48		B7K0143	25-Nov-17	0.118 L	22-Dec-17 21:12	1
PFTrDA	ND	0.524	5.30	8.48		B7K0143	25-Nov-17	0.118 L	22-Dec-17 21:12	1
PFTeDA	ND	0.801	5.30	8.48		B7K0143	25-Nov-17	0.118 L	22-Dec-17 21:12	1

Labeled Standards	Type	% Recovery	Limits	Qualifiers	Batch	Extracted	Samp Size	Analyzed	Dilution
13C3-PFBS	IS	117	50 - 150		B7K0143	25-Nov-17	0.118 L	22-Dec-17 21:12	1
13C2-PFHxA	IS	89.9	50 - 150		B7K0143	25-Nov-17	0.118 L	22-Dec-17 21:12	1
13C4-PFHpA	IS	104	50 - 150		B7K0143	25-Nov-17	0.118 L	22-Dec-17 21:12	1
18O2-PFHxS	IS	112	50 - 150		B7K0143	25-Nov-17	0.118 L	22-Dec-17 21:12	1
13C2-PFOA	IS	90.2	50 - 150		B7K0143	25-Nov-17	0.118 L	22-Dec-17 21:12	1
13C8-PFOS	IS	101	50 - 150		B7K0143	25-Nov-17	0.118 L	22-Dec-17 21:12	1
13C5-PFNA	IS	98.9	50 - 150		B7K0143	25-Nov-17	0.118 L	22-Dec-17 21:12	1
13C2-PFDA	IS	76.6	50 - 150		B7K0143	25-Nov-17	0.118 L	22-Dec-17 21:12	1
d3-MeFOSAA	IS	85.2	50 - 150		B7K0143	25-Nov-17	0.118 L	22-Dec-17 21:12	1
13C2-PFUnA	IS	80.6	50 - 150		B7K0143	25-Nov-17	0.118 L	22-Dec-17 21:12	1
d5-EtFOSAA	IS	75.3	50 - 150		B7K0143	25-Nov-17	0.118 L	22-Dec-17 21:12	1
13C2-PFDoA	IS	85.3	50 - 150		B7K0143	25-Nov-17	0.118 L	22-Dec-17 21:12	1
13C2-PFTeDA	IS	107	50 - 150		B7K0143	25-Nov-17	0.118 L	22-Dec-17 21:12	1

DL - Detection Limit
LOD - Limit of Detection
LOQ - Limit of quantitation
LCL-UCL- Lower control limit - upper control limit
Results reported to the DL.
When reported, PFHxS, PFOA and PFOS include both linear and branched isomers.
Only the linear isomer is reported for all other analytes.

Sample ID: I001MW53D-171114

Modified EPA Method 537

Client Data

Name: AMEC Foster Wheeler
Project: TO87 WE12.4
Matrix: Groundwater
Date Collected: 14-Nov-17 15:35

Laboratory Data

Lab Sample: 1701715-08
Date Received: 16-Nov-17 09:47
Column: BEH C18

Analyte	Conc. (ng/L)	DL	LOD	LOQ	Qualifiers	Batch	Extracted	Samp Size	Analyzed	Dilution
PFBS	11.5	1.84	5.17	8.23		B7K0143	25-Nov-17	0.121 L	22-Dec-17 21:23	1
PFHxA	47.3	2.24	5.17	8.23		B7K0143	25-Nov-17	0.121 L	22-Dec-17 21:23	1
PFHpA	6.59	0.608	5.17	8.23	J	B7K0143	25-Nov-17	0.121 L	22-Dec-17 21:23	1
PFHxS	37.4	0.975	5.17	8.23		B7K0143	25-Nov-17	0.121 L	22-Dec-17 21:23	1
PFOA	57.5	0.670	5.17	8.23		B7K0143	25-Nov-17	0.121 L	22-Dec-17 21:23	1
PFOS	ND	0.830	5.17	8.23		B7K0143	25-Nov-17	0.121 L	22-Dec-17 21:23	1
PFNA	ND	0.834	5.17	8.23		B7K0143	25-Nov-17	0.121 L	22-Dec-17 21:23	1
PFDA	ND	1.53	5.17	8.23		B7K0143	25-Nov-17	0.121 L	22-Dec-17 21:23	1
MeFOSAA	ND	1.70	5.17	8.23		B7K0143	25-Nov-17	0.121 L	22-Dec-17 21:23	1
PFUnA	ND	1.08	5.17	8.23		B7K0143	25-Nov-17	0.121 L	22-Dec-17 21:23	1
EtFOSAA	ND	1.41	5.17	8.23		B7K0143	25-Nov-17	0.121 L	22-Dec-17 21:23	1
PFDoA	ND	0.815	5.17	8.23		B7K0143	25-Nov-17	0.121 L	22-Dec-17 21:23	1
PFTrDA	ND	0.508	5.17	8.23		B7K0143	25-Nov-17	0.121 L	22-Dec-17 21:23	1
PFTeDA	ND	0.777	5.17	8.23		B7K0143	25-Nov-17	0.121 L	22-Dec-17 21:23	1

Labeled Standards	Type	% Recovery	Limits	Qualifiers	Batch	Extracted	Samp Size	Analyzed	Dilution
13C3-PFBS	IS	136	50 - 150		B7K0143	25-Nov-17	0.121 L	22-Dec-17 21:23	1
13C2-PFHxA	IS	95.4	50 - 150		B7K0143	25-Nov-17	0.121 L	22-Dec-17 21:23	1
13C4-PFHpA	IS	91.7	50 - 150		B7K0143	25-Nov-17	0.121 L	22-Dec-17 21:23	1
18O2-PFHxS	IS	71.3	50 - 150		B7K0143	25-Nov-17	0.121 L	22-Dec-17 21:23	1
13C2-PFOA	IS	96.2	50 - 150		B7K0143	25-Nov-17	0.121 L	22-Dec-17 21:23	1
13C8-PFOS	IS	86.1	50 - 150		B7K0143	25-Nov-17	0.121 L	22-Dec-17 21:23	1
13C5-PFNA	IS	97.4	50 - 150		B7K0143	25-Nov-17	0.121 L	22-Dec-17 21:23	1
13C2-PFDA	IS	61.6	50 - 150		B7K0143	25-Nov-17	0.121 L	22-Dec-17 21:23	1
d3-MeFOSAA	IS	97.8	50 - 150		B7K0143	25-Nov-17	0.121 L	22-Dec-17 21:23	1
13C2-PFUnA	IS	95.2	50 - 150		B7K0143	25-Nov-17	0.121 L	22-Dec-17 21:23	1
d5-EtFOSAA	IS	104	50 - 150		B7K0143	25-Nov-17	0.121 L	22-Dec-17 21:23	1
13C2-PFDoA	IS	73.9	50 - 150		B7K0143	25-Nov-17	0.121 L	22-Dec-17 21:23	1
13C2-PFTeDA	IS	105	50 - 150		B7K0143	25-Nov-17	0.121 L	22-Dec-17 21:23	1

DL - Detection Limit
LOD - Limit of Detection
LOQ - Limit of quantitation
LCL-UCL- Lower control limit - upper control limit
Results reported to the DL.
When reported, PFHxS, PFOA and PFOS include both linear and branched isomers.
Only the linear isomer is reported for all other analytes.

Sample ID: EB02-171114

Modified EPA Method 537

Client Data

Name: AMEC Foster Wheeler
Project: TO87 WE12.4
Matrix: Blank Water
Date Collected: 14-Nov-17 15:45

Laboratory Data

Lab Sample: 1701715-09
Date Received: 16-Nov-17 09:47
Column: BEH C18

Analyte	Conc. (ng/L)	DL	LOD	LOQ	Qualifiers	Batch	Extracted	Samp Size	Analyzed	Dilution
PFBS	ND	2.39	6.67	10.7		B7K0143	25-Nov-17	0.0937 L	22-Dec-17 21:34	1
PFHxA	ND	2.91	6.67	10.7		B7K0143	25-Nov-17	0.0937 L	22-Dec-17 21:34	1
PFHpA	ND	0.788	6.67	10.7		B7K0143	25-Nov-17	0.0937 L	22-Dec-17 21:34	1
PFHxS	ND	1.26	6.67	10.7		B7K0143	25-Nov-17	0.0937 L	22-Dec-17 21:34	1
PFOA	ND	0.868	6.67	10.7		B7K0143	25-Nov-17	0.0937 L	22-Dec-17 21:34	1
PFOS	ND	1.08	6.67	10.7		B7K0143	25-Nov-17	0.0937 L	22-Dec-17 21:34	1
PFNA	ND	1.08	6.67	10.7		B7K0143	25-Nov-17	0.0937 L	22-Dec-17 21:34	1
PFDA	ND	1.99	6.67	10.7		B7K0143	25-Nov-17	0.0937 L	22-Dec-17 21:34	1
MeFOSAA	ND	2.20	6.67	10.7		B7K0143	25-Nov-17	0.0937 L	22-Dec-17 21:34	1
PFUnA	ND	1.40	6.67	10.7		B7K0143	25-Nov-17	0.0937 L	22-Dec-17 21:34	1
EtFOSAA	ND	1.83	6.67	10.7		B7K0143	25-Nov-17	0.0937 L	22-Dec-17 21:34	1
PFDoA	ND	1.06	6.67	10.7		B7K0143	25-Nov-17	0.0937 L	22-Dec-17 21:34	1
PFTrDA	ND	0.659	6.67	10.7		B7K0143	25-Nov-17	0.0937 L	22-Dec-17 21:34	1
PFTeDA	ND	1.01	6.67	10.7		B7K0143	25-Nov-17	0.0937 L	22-Dec-17 21:34	1

Labeled Standards	Type	% Recovery	Limits	Qualifiers	Batch	Extracted	Samp Size	Analyzed	Dilution
13C3-PFBS	IS	102	50 - 150		B7K0143	25-Nov-17	0.0937 L	22-Dec-17 21:34	1
13C2-PFHxA	IS	95.7	50 - 150		B7K0143	25-Nov-17	0.0937 L	22-Dec-17 21:34	1
13C4-PFHpA	IS	95.7	50 - 150		B7K0143	25-Nov-17	0.0937 L	22-Dec-17 21:34	1
18O2-PFHxS	IS	88.9	50 - 150		B7K0143	25-Nov-17	0.0937 L	22-Dec-17 21:34	1
13C2-PFOA	IS	95.6	50 - 150		B7K0143	25-Nov-17	0.0937 L	22-Dec-17 21:34	1
13C8-PFOS	IS	89.1	50 - 150		B7K0143	25-Nov-17	0.0937 L	22-Dec-17 21:34	1
13C5-PFNA	IS	60.4	50 - 150		B7K0143	25-Nov-17	0.0937 L	22-Dec-17 21:34	1
13C2-PFDA	IS	61.2	50 - 150		B7K0143	25-Nov-17	0.0937 L	22-Dec-17 21:34	1
d3-MeFOSAA	IS	69.0	50 - 150		B7K0143	25-Nov-17	0.0937 L	22-Dec-17 21:34	1
13C2-PFUnA	IS	88.3	50 - 150		B7K0143	25-Nov-17	0.0937 L	22-Dec-17 21:34	1
d5-EtFOSAA	IS	64.9	50 - 150		B7K0143	25-Nov-17	0.0937 L	22-Dec-17 21:34	1
13C2-PFDoA	IS	71.9	50 - 150		B7K0143	25-Nov-17	0.0937 L	22-Dec-17 21:34	1
13C2-PFTeDA	IS	92.4	50 - 150		B7K0143	25-Nov-17	0.0937 L	22-Dec-17 21:34	1

DL - Detection Limit
LOD - Limit of Detection
LOQ - Limit of quantitation
LCL-UCL- Lower control limit - upper control limit
Results reported to the DL.
When reported, PFHxS, PFOA and PFOS include both linear and branched isomers.
Only the linear isomer is reported for all other analytes.

Sample ID: I001BC43MS-171115

Modified EPA Method 537

Client Data

Name: AMEC Foster Wheeler
Project: TO87 WE12.4
Matrix: Blank Water
Date Collected: 15-Nov-17 09:00

Laboratory Data

Lab Sample: 1701715-10
Date Received: 16-Nov-17 09:47
Column: BEH C18

Analyte	Conc. (ng/L)	DL	LOD	LOQ	Qualifiers	Batch	Extracted	Samp Size	Analyzed	Dilution
PFBS	65.9	1.99	5.58	8.91		B7K0143	25-Nov-17	0.112 L	22-Dec-17 21:46	1
PFHxA	209	2.43	5.58	8.91		B7K0143	25-Nov-17	0.112 L	22-Dec-17 21:46	1
PFHpA	42.3	0.658	5.58	8.91		B7K0143	25-Nov-17	0.112 L	22-Dec-17 21:46	1
PFHxS	416	1.05	5.58	8.91		B7K0143	25-Nov-17	0.112 L	22-Dec-17 21:46	1
PFOA	337	0.725	5.58	8.91		B7K0143	25-Nov-17	0.112 L	22-Dec-17 21:46	1
PFOS	49.0	0.899	5.58	8.91		B7K0143	25-Nov-17	0.112 L	22-Dec-17 21:46	1
PFNA	1.38	0.902	5.58	8.91	J	B7K0143	25-Nov-17	0.112 L	22-Dec-17 21:46	1
PFDA	ND	1.66	5.58	8.91		B7K0143	25-Nov-17	0.112 L	22-Dec-17 21:46	1
MeFOSAA	ND	1.84	5.58	8.91		B7K0143	25-Nov-17	0.112 L	22-Dec-17 21:46	1
PFUnA	ND	1.17	5.58	8.91		B7K0143	25-Nov-17	0.112 L	22-Dec-17 21:46	1
EtFOSAA	ND	1.53	5.58	8.91		B7K0143	25-Nov-17	0.112 L	22-Dec-17 21:46	1
PFDoA	ND	0.882	5.58	8.91		B7K0143	25-Nov-17	0.112 L	22-Dec-17 21:46	1
PFTrDA	ND	0.550	5.58	8.91		B7K0143	25-Nov-17	0.112 L	22-Dec-17 21:46	1
PFTeDA	ND	0.841	5.58	8.91		B7K0143	25-Nov-17	0.112 L	22-Dec-17 21:46	1

Labeled Standards	Type	% Recovery	Limits	Qualifiers	Batch	Extracted	Samp Size	Analyzed	Dilution
13C3-PFBS	IS	130	50 - 150		B7K0143	25-Nov-17	0.112 L	22-Dec-17 21:46	1
13C2-PFHxA	IS	103	50 - 150		B7K0143	25-Nov-17	0.112 L	22-Dec-17 21:46	1
13C4-PFHpA	IS	91.6	50 - 150		B7K0143	25-Nov-17	0.112 L	22-Dec-17 21:46	1
18O2-PFHxS	IS	116	50 - 150		B7K0143	25-Nov-17	0.112 L	22-Dec-17 21:46	1
13C2-PFOA	IS	101	50 - 150		B7K0143	25-Nov-17	0.112 L	22-Dec-17 21:46	1
13C8-PFOS	IS	107	50 - 150		B7K0143	25-Nov-17	0.112 L	22-Dec-17 21:46	1
13C5-PFNA	IS	97.6	50 - 150		B7K0143	25-Nov-17	0.112 L	22-Dec-17 21:46	1
13C2-PFDA	IS	72.3	50 - 150		B7K0143	25-Nov-17	0.112 L	22-Dec-17 21:46	1
d3-MeFOSAA	IS	89.5	50 - 150		B7K0143	25-Nov-17	0.112 L	22-Dec-17 21:46	1
13C2-PFUnA	IS	84.0	50 - 150		B7K0143	25-Nov-17	0.112 L	22-Dec-17 21:46	1
d5-EtFOSAA	IS	92.7	50 - 150		B7K0143	25-Nov-17	0.112 L	22-Dec-17 21:46	1
13C2-PFDoA	IS	94.5	50 - 150		B7K0143	25-Nov-17	0.112 L	22-Dec-17 21:46	1
13C2-PFTeDA	IS	92.2	50 - 150		B7K0143	25-Nov-17	0.112 L	22-Dec-17 21:46	1

DL - Detection Limit
LOD - Limit of Detection
LOQ - Limit of quantitation
LCL-UCL- Lower control limit - upper control limit
Results reported to the DL.
When reported, PFHxS, PFOA and PFOS include both linear and branched isomers.
Only the linear isomer is reported for all other analytes.

Sample ID: I001BC43MS-171115

Modified EPA Method 537

Name:	AMEC Foster Wheeler	Lab Sample:	B7K0143-MS1/B7K0143-MSD1	Source Lab Sample:	1701715-10
Project:	TO87 WE12.4	QC Batch:	B7K0143	Date Extracted:	25-Nov-17
Matrix:	Aqueous	Samp Size:	0.115/0.105 L	Column:	BEH C18

Analyte	Sample (ng/L)	MS (ng/L)	MS Spike Amt	MS % Rec	MS Quals	MSD (ng/L)	MSD Spike Amt	MSD % Rec	RPD	MSD Quals	%Rec Limits	RPD Limits	MS Analyzed	MS Dil	MSD Analyzed	MSD Dil
PFBS	65.9	169	87.3	118		175	95.1	115	2.58		70-130	30	22-Dec-17 19:54	1	22-Dec-17 20:05	1
PFHxA	209	321	87.3	127		293	95.1	88.2	36.1	H	70-130	30	22-Dec-17 19:54	1	22-Dec-17 20:05	1
PFHpA	42.3	121	87.3	90.7		132	95.1	94.1	3.68		70-130	30	22-Dec-17 19:54	1	22-Dec-17 20:05	1
PFHxS	416	609	87.3	221	H	584	95.1	177	22.1	H	70-130	30	22-Dec-17 19:54	1	22-Dec-17 20:05	1
PFOA	337	479	87.3	162	H	437	95.1	105	42.7	H	70-130	30	22-Dec-17 19:54	1	22-Dec-17 20:05	1
PFOS	49.0	155	87.3	122		165	95.1	122	0		70-130	30	22-Dec-17 19:54	1	22-Dec-17 20:05	1
PFNA	1.38	89.8	87.3	101		98.0	95.1	102	0.985		70-130	30	22-Dec-17 19:54	1	22-Dec-17 20:05	1
PFDA	ND	104	87.3	119		119	95.1	125	4.92		70-130	30	22-Dec-17 19:54	1	22-Dec-17 20:05	1
MeFOSAA	ND	102	87.3	117		114	95.1	120	2.53		70-130	30	22-Dec-17 19:54	1	22-Dec-17 20:05	1
PFUnA	ND	88.4	87.3	101		97.9	95.1	103	1.96		70-130	30	22-Dec-17 19:54	1	22-Dec-17 20:05	1
EtFOSAA	ND	113	87.3	130		140	95.1	147	12.3	H	70-130	30	22-Dec-17 19:54	1	22-Dec-17 20:05	1
PFDoA	ND	97.6	87.3	112		91.8	95.1	96.5	14.9		70-130	30	22-Dec-17 19:54	1	22-Dec-17 20:05	1
PFTrDA	ND	76.2	87.3	87.3		94.3	95.1	99.2	12.8		60-130	30	22-Dec-17 19:54	1	22-Dec-17 20:05	1
PFTeDA	ND	105	87.3	120		98.4	95.1	104	14.3		70-130	30	22-Dec-17 19:54	1	22-Dec-17 20:05	1

Labeled Standards	Type	MS % Rec	MS Quals	MSD % Rec	MSD Quals	Limits	MS Analyzed	MS Dil	MSD Analyzed	MSD Dil
13C3-PFBS	IS	112		109		50-150	22-Dec-17 19:54	1	22-Dec-17 20:05	1
13C2-PFHxA	IS	102		104		50-150	22-Dec-17 19:54	1	22-Dec-17 20:05	1
13C4-PFHpA	IS	107		98.8		50-150	22-Dec-17 19:54	1	22-Dec-17 20:05	1
18O2-PFHxS	IS	99.6		101		50-150	22-Dec-17 19:54	1	22-Dec-17 20:05	1
13C2-PFOA	IS	99.0		94.1		50-150	22-Dec-17 19:54	1	22-Dec-17 20:05	1
13C8-PFOS	IS	96.3		99.5		50-150	22-Dec-17 19:54	1	22-Dec-17 20:05	1
13C5-PFNA	IS	87.4		80.5		50-150	22-Dec-17 19:54	1	22-Dec-17 20:05	1
13C2-PFDA	IS	84.5		70.7		50-150	22-Dec-17 19:54	1	22-Dec-17 20:05	1
d3-MeFOSAA	IS	82.8		76.4		50-150	22-Dec-17 19:54	1	22-Dec-17 20:05	1
13C2-PFUnA	IS	87.6		75.7		50-150	22-Dec-17 19:54	1	22-Dec-17 20:05	1
d5-EtFOSAA	IS	83.9		69.6		50-150	22-Dec-17 19:54	1	22-Dec-17 20:05	1
13C2-PFDoA	IS	108		72.7		50-150	22-Dec-17 19:54	1	22-Dec-17 20:05	1
13C2-PFTeDA	IS	89.5		104		50-150	22-Dec-17 19:54	1	22-Dec-17 20:05	1

Sample ID: I001MW43D-171115

Modified EPA Method 537

Client Data

Name: AMEC Foster Wheeler
Project: TO87 WE12.4
Matrix: Groundwater
Date Collected: 15-Nov-17 10:10

Laboratory Data

Lab Sample: 1701715-11
Date Received: 16-Nov-17 09:47
Column: BEH C18

Analyte	Conc. (ng/L)	DL	LOD	LOQ	Qualifiers	Batch	Extracted	Samp Size	Analyzed	Dilution
PFBS	3.08	1.93	5.39	8.63	J	B7K0143	25-Nov-17	0.116 L	22-Dec-17 21:57	1
PFHxA	3.53	2.35	5.39	8.63	J	B7K0143	25-Nov-17	0.116 L	22-Dec-17 21:57	1
PFHpA	ND	0.637	5.39	8.63		B7K0143	25-Nov-17	0.116 L	22-Dec-17 21:57	1
PFHxS	5.98	1.02	5.39	8.63	J	B7K0143	25-Nov-17	0.116 L	22-Dec-17 21:57	1
PFOA	8.12	0.702	5.39	8.63	J	B7K0143	25-Nov-17	0.116 L	22-Dec-17 21:57	1
PFOS	ND	0.870	5.39	8.63		B7K0143	25-Nov-17	0.116 L	22-Dec-17 21:57	1
PFNA	ND	0.873	5.39	8.63		B7K0143	25-Nov-17	0.116 L	22-Dec-17 21:57	1
PFDA	ND	1.61	5.39	8.63		B7K0143	25-Nov-17	0.116 L	22-Dec-17 21:57	1
MeFOSAA	ND	1.78	5.39	8.63		B7K0143	25-Nov-17	0.116 L	22-Dec-17 21:57	1
PFUnA	ND	1.13	5.39	8.63		B7K0143	25-Nov-17	0.116 L	22-Dec-17 21:57	1
EtFOSAA	ND	1.48	5.39	8.63		B7K0143	25-Nov-17	0.116 L	22-Dec-17 21:57	1
PFDoA	ND	0.854	5.39	8.63		B7K0143	25-Nov-17	0.116 L	22-Dec-17 21:57	1
PFTrDA	ND	0.533	5.39	8.63		B7K0143	25-Nov-17	0.116 L	22-Dec-17 21:57	1
PFTeDA	ND	0.814	5.39	8.63		B7K0143	25-Nov-17	0.116 L	22-Dec-17 21:57	1

Labeled Standards	Type	% Recovery	Limits	Qualifiers	Batch	Extracted	Samp Size	Analyzed	Dilution
13C3-PFBS	IS	119	50 - 150		B7K0143	25-Nov-17	0.116 L	22-Dec-17 21:57	1
13C2-PFHxA	IS	90.8	50 - 150		B7K0143	25-Nov-17	0.116 L	22-Dec-17 21:57	1
13C4-PFHpA	IS	97.5	50 - 150		B7K0143	25-Nov-17	0.116 L	22-Dec-17 21:57	1
18O2-PFHxS	IS	100	50 - 150		B7K0143	25-Nov-17	0.116 L	22-Dec-17 21:57	1
13C2-PFOA	IS	84.6	50 - 150		B7K0143	25-Nov-17	0.116 L	22-Dec-17 21:57	1
13C8-PFOS	IS	95.2	50 - 150		B7K0143	25-Nov-17	0.116 L	22-Dec-17 21:57	1
13C5-PFNA	IS	84.8	50 - 150		B7K0143	25-Nov-17	0.116 L	22-Dec-17 21:57	1
13C2-PFDA	IS	94.1	50 - 150		B7K0143	25-Nov-17	0.116 L	22-Dec-17 21:57	1
d3-MeFOSAA	IS	125	50 - 150		B7K0143	25-Nov-17	0.116 L	22-Dec-17 21:57	1
13C2-PFUnA	IS	78.1	50 - 150		B7K0143	25-Nov-17	0.116 L	22-Dec-17 21:57	1
d5-EtFOSAA	IS	120	50 - 150		B7K0143	25-Nov-17	0.116 L	22-Dec-17 21:57	1
13C2-PFDoA	IS	82.2	50 - 150		B7K0143	25-Nov-17	0.116 L	22-Dec-17 21:57	1
13C2-PFTeDA	IS	90.3	50 - 150		B7K0143	25-Nov-17	0.116 L	22-Dec-17 21:57	1

DL - Detection Limit
LOD - Limit of Detection
LOQ - Limit of quantitation
LCL-UCL- Lower control limit - upper control limit
Results reported to the DL.
When reported, PFHxS, PFOA and PFOS include both linear and branched isomers.
Only the linear isomer is reported for all other analytes.

Sample ID: I001BC47S-171115

Modified EPA Method 537

Client Data

Name: AMEC Foster Wheeler
Project: TO87 WE12.4
Matrix: Groundwater
Date Collected: 15-Nov-17 13:00

Laboratory Data

Lab Sample: 1701715-12
Date Received: 16-Nov-17 09:47
Column: BEH C18

Analyte	Conc. (ng/L)	DL	LOD	LOQ	Qualifiers	Batch	Extracted	Samp Size	Analyzed	Dilution
PFBS	35.3	2.07	5.79	9.25		B7K0143	25-Nov-17	0.108 L	22-Dec-17 22:08	1
PFHxA	105	2.52	5.79	9.25		B7K0143	25-Nov-17	0.108 L	22-Dec-17 22:08	1
PFHpA	39.1	0.684	5.79	9.25		B7K0143	25-Nov-17	0.108 L	22-Dec-17 22:08	1
PFHxS	207	1.10	5.79	9.25		B7K0143	25-Nov-17	0.108 L	22-Dec-17 22:08	1
PFOA	315	0.753	5.79	9.25		B7K0143	25-Nov-17	0.108 L	22-Dec-17 22:08	1
PFOS	39.1	0.933	5.79	9.25		B7K0143	25-Nov-17	0.108 L	22-Dec-17 22:08	1
PFNA	3.72	0.937	5.79	9.25	J	B7K0143	25-Nov-17	0.108 L	22-Dec-17 22:08	1
PFDA	ND	1.72	5.79	9.25		B7K0143	25-Nov-17	0.108 L	22-Dec-17 22:08	1
MeFOSAA	ND	1.91	5.79	9.25		B7K0143	25-Nov-17	0.108 L	22-Dec-17 22:08	1
PFUnA	ND	1.21	5.79	9.25		B7K0143	25-Nov-17	0.108 L	22-Dec-17 22:08	1
EtFOSAA	ND	1.58	5.79	9.25		B7K0143	25-Nov-17	0.108 L	22-Dec-17 22:08	1
PFDoA	ND	0.916	5.79	9.25		B7K0143	25-Nov-17	0.108 L	22-Dec-17 22:08	1
PFTrDA	ND	0.571	5.79	9.25		B7K0143	25-Nov-17	0.108 L	22-Dec-17 22:08	1
PFTeDA	ND	0.873	5.79	9.25		B7K0143	25-Nov-17	0.108 L	22-Dec-17 22:08	1

Labeled Standards	Type	% Recovery	Limits	Qualifiers	Batch	Extracted	Samp Size	Analyzed	Dilution
13C3-PFBS	IS	123	50 - 150		B7K0143	25-Nov-17	0.108 L	22-Dec-17 22:08	1
13C2-PFHxA	IS	101	50 - 150		B7K0143	25-Nov-17	0.108 L	22-Dec-17 22:08	1
13C4-PFHpA	IS	91.0	50 - 150		B7K0143	25-Nov-17	0.108 L	22-Dec-17 22:08	1
18O2-PFHxS	IS	107	50 - 150		B7K0143	25-Nov-17	0.108 L	22-Dec-17 22:08	1
13C2-PFOA	IS	82.0	50 - 150		B7K0143	25-Nov-17	0.108 L	22-Dec-17 22:08	1
13C8-PFOS	IS	102	50 - 150		B7K0143	25-Nov-17	0.108 L	22-Dec-17 22:08	1
13C5-PFNA	IS	106	50 - 150		B7K0143	25-Nov-17	0.108 L	22-Dec-17 22:08	1
13C2-PFDA	IS	66.4	50 - 150		B7K0143	25-Nov-17	0.108 L	22-Dec-17 22:08	1
d3-MeFOSAA	IS	116	50 - 150		B7K0143	25-Nov-17	0.108 L	22-Dec-17 22:08	1
13C2-PFUnA	IS	79.3	50 - 150		B7K0143	25-Nov-17	0.108 L	22-Dec-17 22:08	1
d5-EtFOSAA	IS	104	50 - 150		B7K0143	25-Nov-17	0.108 L	22-Dec-17 22:08	1
13C2-PFDoA	IS	88.2	50 - 150		B7K0143	25-Nov-17	0.108 L	22-Dec-17 22:08	1
13C2-PFTeDA	IS	107	50 - 150		B7K0143	25-Nov-17	0.108 L	22-Dec-17 22:08	1

DL - Detection Limit
LOD - Limit of Detection
LOQ - Limit of quantitation
LCL-UCL- Lower control limit - upper control limit
Results reported to the DL.
When reported, PFHxS, PFOA and PFOS include both linear and branched isomers.
Only the linear isomer is reported for all other analytes.

Sample ID: I001MW47D-171115

Modified EPA Method 537

Client Data

Name: AMEC Foster Wheeler
Project: TO87 WE12.4
Matrix: Groundwater
Date Collected: 15-Nov-17 15:40

Laboratory Data

Lab Sample: 1701715-13
Date Received: 16-Nov-17 09:47
Column: BEH C18

Analyte	Conc. (ng/L)	DL	LOD	LOQ	Qualifiers	Batch	Extracted	Samp Size	Analyzed	Dilution
PFBS	2.80	1.97	5.48	8.79	J	B7K0143	25-Nov-17	0.114 L	22-Dec-17 22:19	1
PFHxA	3.91	2.40	5.48	8.79	J	B7K0143	25-Nov-17	0.114 L	22-Dec-17 22:19	1
PFHpA	1.18	0.649	5.48	8.79	J	B7K0143	25-Nov-17	0.114 L	22-Dec-17 22:19	1
PFHxS	4.55	1.04	5.48	8.79	J	B7K0143	25-Nov-17	0.114 L	22-Dec-17 22:19	1
PFOA	6.31	0.715	5.48	8.79	J	B7K0143	25-Nov-17	0.114 L	22-Dec-17 22:19	1
PFOS	ND	0.887	5.48	8.79		B7K0143	25-Nov-17	0.114 L	22-Dec-17 22:19	1
PFNA	ND	0.890	5.48	8.79		B7K0143	25-Nov-17	0.114 L	22-Dec-17 22:19	1
PFDA	ND	1.64	5.48	8.79		B7K0143	25-Nov-17	0.114 L	22-Dec-17 22:19	1
MeFOSAA	ND	1.81	5.48	8.79		B7K0143	25-Nov-17	0.114 L	22-Dec-17 22:19	1
PFUnA	ND	1.15	5.48	8.79		B7K0143	25-Nov-17	0.114 L	22-Dec-17 22:19	1
EtFOSAA	ND	1.51	5.48	8.79		B7K0143	25-Nov-17	0.114 L	22-Dec-17 22:19	1
PFDoA	ND	0.870	5.48	8.79		B7K0143	25-Nov-17	0.114 L	22-Dec-17 22:19	1
PFTrDA	ND	0.543	5.48	8.79		B7K0143	25-Nov-17	0.114 L	22-Dec-17 22:19	1
PFTeDA	ND	0.830	5.48	8.79		B7K0143	25-Nov-17	0.114 L	22-Dec-17 22:19	1

Labeled Standards	Type	% Recovery	Limits	Qualifiers	Batch	Extracted	Samp Size	Analyzed	Dilution
13C3-PFBS	IS	139	50 - 150		B7K0143	25-Nov-17	0.114 L	22-Dec-17 22:19	1
13C2-PFHxA	IS	88.1	50 - 150		B7K0143	25-Nov-17	0.114 L	22-Dec-17 22:19	1
13C4-PFHpA	IS	89.9	50 - 150		B7K0143	25-Nov-17	0.114 L	22-Dec-17 22:19	1
18O2-PFHxS	IS	91.3	50 - 150		B7K0143	25-Nov-17	0.114 L	22-Dec-17 22:19	1
13C2-PFOA	IS	80.9	50 - 150		B7K0143	25-Nov-17	0.114 L	22-Dec-17 22:19	1
13C8-PFOS	IS	105	50 - 150		B7K0143	25-Nov-17	0.114 L	22-Dec-17 22:19	1
13C5-PFNA	IS	107	50 - 150		B7K0143	25-Nov-17	0.114 L	22-Dec-17 22:19	1
13C2-PFDA	IS	83.2	50 - 150		B7K0143	25-Nov-17	0.114 L	22-Dec-17 22:19	1
d3-MeFOSAA	IS	123	50 - 150		B7K0143	25-Nov-17	0.114 L	22-Dec-17 22:19	1
13C2-PFUnA	IS	86.5	50 - 150		B7K0143	25-Nov-17	0.114 L	22-Dec-17 22:19	1
d5-EtFOSAA	IS	112	50 - 150		B7K0143	25-Nov-17	0.114 L	22-Dec-17 22:19	1
13C2-PFDoA	IS	91.4	50 - 150		B7K0143	25-Nov-17	0.114 L	22-Dec-17 22:19	1
13C2-PFTeDA	IS	104	50 - 150		B7K0143	25-Nov-17	0.114 L	22-Dec-17 22:19	1

DL - Detection Limit
LOD - Limit of Detection
LOQ - Limit of quantitation
LCL-UCL- Lower control limit - upper control limit
Results reported to the DL.
When reported, PFHxS, PFOA and PFOS include both linear and branched isomers.
Only the linear isomer is reported for all other analytes.

Sample ID: EB03-171115

Modified EPA Method 537

Client Data

Name: AMEC Foster Wheeler
Project: TO87 WE12.4
Matrix: Blank Water
Date Collected: 15-Nov-17 16:00

Laboratory Data

Lab Sample: 1701715-14
Date Received: 16-Nov-17 09:47
Column: BEH C18

Analyte	Conc. (ng/L)	DL	LOD	LOQ	Qualifiers	Batch	Extracted	Samp Size	Analyzed	Dilution
PFBS	ND	1.92	5.34	8.56		B7K0143	25-Nov-17	0.117 L	22-Dec-17 22:31	1
PFHxA	ND	2.33	5.34	8.56		B7K0143	25-Nov-17	0.117 L	22-Dec-17 22:31	1
PFHpA	ND	0.633	5.34	8.56		B7K0143	25-Nov-17	0.117 L	22-Dec-17 22:31	1
PFHxS	ND	1.01	5.34	8.56		B7K0143	25-Nov-17	0.117 L	22-Dec-17 22:31	1
PFOA	ND	0.697	5.34	8.56		B7K0143	25-Nov-17	0.117 L	22-Dec-17 22:31	1
PFOS	ND	0.864	5.34	8.56		B7K0143	25-Nov-17	0.117 L	22-Dec-17 22:31	1
PFNA	ND	0.867	5.34	8.56		B7K0143	25-Nov-17	0.117 L	22-Dec-17 22:31	1
PFDA	ND	1.59	5.34	8.56		B7K0143	25-Nov-17	0.117 L	22-Dec-17 22:31	1
MeFOSAA	ND	1.77	5.34	8.56		B7K0143	25-Nov-17	0.117 L	22-Dec-17 22:31	1
PFUnA	ND	1.12	5.34	8.56		B7K0143	25-Nov-17	0.117 L	22-Dec-17 22:31	1
EtFOSAA	ND	1.47	5.34	8.56		B7K0143	25-Nov-17	0.117 L	22-Dec-17 22:31	1
PFDoA	ND	0.848	5.34	8.56		B7K0143	25-Nov-17	0.117 L	22-Dec-17 22:31	1
PFTrDA	ND	0.529	5.34	8.56		B7K0143	25-Nov-17	0.117 L	22-Dec-17 22:31	1
PFTeDA	ND	0.808	5.34	8.56		B7K0143	25-Nov-17	0.117 L	22-Dec-17 22:31	1

Labeled Standards	Type	% Recovery	Limits	Qualifiers	Batch	Extracted	Samp Size	Analyzed	Dilution
13C3-PFBS	IS	101	50 - 150		B7K0143	25-Nov-17	0.117 L	22-Dec-17 22:31	1
13C2-PFHxA	IS	96.0	50 - 150		B7K0143	25-Nov-17	0.117 L	22-Dec-17 22:31	1
13C4-PFHpA	IS	96.1	50 - 150		B7K0143	25-Nov-17	0.117 L	22-Dec-17 22:31	1
18O2-PFHxS	IS	115	50 - 150		B7K0143	25-Nov-17	0.117 L	22-Dec-17 22:31	1
13C2-PFOA	IS	98.6	50 - 150		B7K0143	25-Nov-17	0.117 L	22-Dec-17 22:31	1
13C8-PFOS	IS	81.9	50 - 150		B7K0143	25-Nov-17	0.117 L	22-Dec-17 22:31	1
13C5-PFNA	IS	71.9	50 - 150		B7K0143	25-Nov-17	0.117 L	22-Dec-17 22:31	1
13C2-PFDA	IS	73.5	50 - 150		B7K0143	25-Nov-17	0.117 L	22-Dec-17 22:31	1
d3-MeFOSAA	IS	59.0	50 - 150		B7K0143	25-Nov-17	0.117 L	22-Dec-17 22:31	1
13C2-PFUnA	IS	63.3	50 - 150		B7K0143	25-Nov-17	0.117 L	22-Dec-17 22:31	1
d5-EtFOSAA	IS	60.1	50 - 150		B7K0143	25-Nov-17	0.117 L	22-Dec-17 22:31	1
13C2-PFDoA	IS	63.6	50 - 150		B7K0143	25-Nov-17	0.117 L	22-Dec-17 22:31	1
13C2-PFTeDA	IS	73.4	50 - 150		B7K0143	25-Nov-17	0.117 L	22-Dec-17 22:31	1

DL - Detection Limit
LOD - Limit of Detection
LOQ - Limit of quantitation
LCL-UCL- Lower control limit - upper control limit
Results reported to the DL.
When reported, PFHxS, PFOA and PFOS include both linear and branched isomers.
Only the linear isomer is reported for all other analytes.

DATA QUALIFIERS & ABBREVIATIONS

B	**This compound was also detected in the method blank.**
D	**Dilution**
E	**The associated compound concentration exceeded the calibration range of the instrument.**
H	**Recovery and/or RPD was outside laboratory acceptance limits.**
I	**Chemical Interference**
J	**The amount detected is below the Reporting Limit/LOQ.**
M	**Estimated Maximum Possible Concentration. (CA Region 2 projects only)**
*****	**See Cover Letter**
Conc.	**Concentration**
NA	**Not applicable**
ND	**Not Detected**
TEQ	**Toxic Equivalency**
U	**Not Detected (specific projects only)**

Unless otherwise noted, solid sample results are reported in dry weight. Tissue samples are reported in wet weight.

CERTIFICATIONS

Accrediting Authority	Certificate Number
Alaska Department of Environmental Conservation	17-013
Arkansas Department of Environmental Quality	17-015-0
California Department of Health – ELAP	2892
DoD ELAP - A2LA Accredited - ISO/IEC 17025:2005	3091.01
Florida Department of Health	E87777-18
Hawaii Department of Health	N/A
Louisiana Department of Environmental Quality	01977
Maine Department of Health	2016026
Minnesota Department of Health	1322288
New Hampshire Environmental Accreditation Program	207717
New Jersey Department of Environmental Protection	CA003
New York Department of Health	11411
Oregon Laboratory Accreditation Program	4042-008
Pennsylvania Department of Environmental Protection	014
Texas Commission on Environmental Quality	T104704189-17-8
Virginia Department of General Services	9077
Washington Department of Ecology	C584
Wisconsin Department of Natural Resources	998036160

Current certificates and lists of licensed parameters are located in the Quality Assurance office and are available upon request.

Vista Analytical Laboratory

CHAIN OF CUSTODY

For Laboratory Use Only
Work Order #: 1701715 Temp: 0.2 °C
Storage ID: WR-2 Storage Secured: Yes [X] No [ ]

Project ID: T087 WE12.4 PO#: Sampler: Kelly Knock | Keith Crozier (name)

TAT (check one): Standard: [X] 21 days
Rush (surcharge may apply): [ ] 14 days [ ] 7 days Specify:

Invoice to: Name	Company	Address	City	State	Ph#	Fax#
Invoice	KMEA	2423 Hoover Ave.	National City	CA	(619) 399-5900	

Relinquished by (printed name and signature)	Date	Time	Received by (printed name and signature)	Date	Time
Kelly Knock	11/15/17	1750	B. Benedict	11/16/17	1010
Relinquished by (printed name and signature)	Date	Time	Received by (printed name and signature)	Date	Time

SHIP TO: Vista Analytical Laboratory
1104 Windfield Way
El Dorado Hills, CA 95762
(916) 673-1520 * Fax (916) 673-0106

ATTN:

Method of Shipment: FedEx
Tracking No.:

Add Analysis(es) Requested

Sample ID	Date	Time	Location/Sample Description	Container(s) Quantity	Type	Matrix	Mod. EPA Method 537: PFOA/PFOS	UCMR3 PFAS List:6	537 List: 14	Full List of 26	Other: Please List Below	EPA Method 537(DW only): PFOA/PFOS	UCMR3 PFAS List:6	PFAS List: 14	Comments
IOOIMW52S-171113	11/13/17	1700		2	P	GW			X					III	
IOOIMW52D-171114	11/14/17	0930		2	P	GW			X					III	
EB01-171113	11/13/17	1720		2	P	BW			X					III	
IOOIBC52S-171114	11/14/17	1100		2	P	GW			X					III	
IOOIMW50D-171114	11/14/17	1310		2	P	GW			X					III	
IOOIMW50X-171114	11/14/17	1315		2	P	GW			X					III	
SB01-171114	11/14/17	1510		2	P	BW			X					III	
IOOIMW53D-171114	11/14/17	1535		2	P	GW			X					III	
EB02-171114	11/14/17	1545		2	P	BW			X					III	
IOOIBC43MS-171115	11/15/17	0900		6	P	BW			X					III	MS/MSD

Special Instructions/Comments:

SEND DOCUMENTATION AND RESULTS TO:
Name:
Company:
Address:
City: State: Zip:
Phone: Fax:
Email:

Container Types: P= HDPE, PJ= HDPE Jar
O = Other:

Bottle Preservation Type: T = Thiosulfate,
TZ = Trizma:

Matrix Types: AQ = Aqueous, DW = Drinking Water, EF = Effluent, PP = Pulp/Paper, SD = Sediment, SL = Sludge, SO = Soil, WW = Wastewater, B = Blood/Serum, O = Other:

GW = groundwater
BW = blank water

Rev. No.: 0
Rev. Date: 06/27/2017

ID: LR - 537COC

Revised COC received on 11/20/17
KV 11/22/17

Vista Analytical Laboratory

CHAIN OF CUSTODY

For Laboratory Use Only
Work Order #: 1701715 Temp: 0.2 °C
Storage ID: WR-2 Storage Secured: Yes ☒ No ☐

Project ID: T087 WE124 PO#: Sampler: Kelly Knox | Keith Grogan (name)

TAT (check one): Standard: ☒ 21 days; Rush (surcharge may apply): ☐ 14 days ☐ 7 days Specify:

Invoice to: Name	Company	Address	City	State	Ph#	Fax#
Invoice	KMEA	2423 Hoover Ave	National City	CA	(619)399-5900	

Relinquished by (printed name and signature)	Date	Time	Received by (printed name and signature)	Date	Time
Kelly Knox	11/15/17	1750	~~Bett~~ B. Benedict	11/16/17	1010
Relinquished by (printed name and signature)	Date	Time	Received by (printed name and signature)	Date	Time

SHIP TO: Vista Analytical Laboratory
1104 Windfield Way
El Dorado Hills, CA 95762
(916) 673-1520 * Fax (916) 673-0106

ATTN:

Method of Shipment:

Tracking No.:

Add Analysis(es) Requested

Sample ID	Date	Time	Location/Sample Description	Container(s) Quantity	Type	Matrix	Mod. EPA Method 537: PFOA/ PFOS	UCMR3 PFAS List:6	537 List: 14	Full List of 26	Other: Please List Below	EPA Method 537(DW only): PFOA/ PFOS	UCMR3 PFAS List:6	PFAS List: 14	Comments
IOO1MW430-171115	11/15/17	1010		2	P	GW			X						III
IOO1BC475-171115	11/15/17	1300		2	P	GW			X						III
IOO1MW47D-171115	11/15/17	1540		2	P	GW			X						IV
EB03-171115	11/15/17	1600		2	P	BW			X						III

Special Instructions/Comments:

SEND DOCUMENTATION AND RESULTS TO:
Name:
Company:
Address:
City: State: Zip:
Phone: Fax:
Email:

Container Types: P= HDPE, PJ= HDPE Jar
O = Other:

Bottle Preservation Type: T = Thiosulfate,
TZ = Trizma:

Matrix Types: AQ = Aqueous, DW = Drinking Water, EF = Effluent, PP = Pulp/Paper, SD = Sediment, SL = Sludge, SO = Soil, WW = Wastewater, B = Blood/Serum, O = Other:

GW = groundwater
BW = blank water

Page: ~~1 of 1~~ 2/2

Rev. No.: 0
Rev. Date: 06/27/2017

ID: LR - 537COC

Vista Analytical Laboratory

CHAIN OF CUSTODY

For Laboratory Use Only
Work Order #: 1701715 Temp: 0.2 °C
Storage ID: WR-2 Storage Secured: Yes ☒ No ☐

TAT (check one): Standard: ☐ 21 days
Rush (surcharge may apply) ☐ 14 days ☐ 7 days Specify: _____

Project ID: _____ PO#: _____ Sampler: _____ (name)

Invoice to: Name Company Address City State Ph# Fax#

Relinquished by (printed name and signature) Date Time Received by (printed name and signature) Date Time
Bottl Benedict B. Benedict 11/16/17 1010

Relinquished by (printed name and signature) Date Time Received by (printed name and signature) Date Time

SHIP TO: Vista Analytical Laboratory
1104 Windfield Way
El Dorado Hills, CA 95762
(916) 673-1520 * Fax (916) 673-0106

ATTN: _____

Method of Shipment: _____

Tracking No.: _____

Add Analysis(es) Requested

Sample ID	Date	Time	Location/Sample Description	Container(s) Quantity	Type	Matrix	Mod. EPA Method 537: PFOA/ PFOS	UCMR3 PFAS List:6	537 List: 14	Full List of 26	Other: Please List Below	EPA Method 537(DW only): PFOA/ PFOS	UCMR3 PFAS List:6	PFAS List: 14	Comments
I001MW43D-171115	11/15/17	1010		2	P	GW			X						III
I001BC47S-171115	11/15/17	1300		2	P	GW			X						III
I001MW47D-171115	11/15/17	1540		2	P	GW			X						IV
EB03-171115	11/15/17	1600		2	P	BW			X						III

Special Instructions/Comments: _____

SEND DOCUMENTATION AND RESULTS TO:
Name: _____
Company: _____
Address: _____
City: _____ State: ____ Zip: _____
Phone: _____ Fax: _____
Email: _____

Container Types: P= HDPE, PJ= HDPE Jar
O = Other: _____

Bottle Preservation Type: T = Thiosulfate,
TZ = Trizma: _____

Matrix Types: AQ = Aqueous, DW = Drinking Water, EF = Effluent, PP = Pulp/Paper, SD = Sediment, SL = Sludge, SO = Soil, WW = Wastewater, B = Blood/Serum, O = Other: _____

GW = groundwater
BW = blank water

Page: ~~1 of 1~~ 2/2

Vista Analytical Laboratory

Sample Log-in Checklist

Vista Work Order #: 1701715 **TAT** Std

Samples Arrival:	**Date/Time** 11/16/17 0947	**Initials:** YBLB	**Location:** WR-2 **Shelf/Rack:** NA
Logged In:	**Date/Time** 11/17/17 1126	**Initials:** SR WWS	**Location:** WR-2 **Shelf/Rack:** B6

Delivered By:	FedEx	UPS	On Trac	GSO	DHL	Hand Delivered	Other
Preservation:	Ice		Blue Ice		Dry Ice		None

Temp °C: 0.2 (uncorrected)	**Time:** 1027	**Thermometer ID:** DT-3 ~~IR-1~~ WWS 11/16/17
Temp °C: 0.2 (corrected)	**Probe used:** Yes☑ No☐	

		YES	NO	NA
Adequate Sample Volume Received?		✓		
Holding Time Acceptable?		✓		
Shipping Container(s) Intact?		✓		
Shipping Custody Seals Intact?				✓
Shipping Documentation Present?		✓		
Airbill	Trk # 788480138241	✓		
Sample Container Intact?		✓		
Sample Custody Seals Intact?				✓
Chain of Custody / Sample Documentation Present?		✓		
COC Anomaly/Sample Acceptance Form completed?		✓	~~✓~~	~~✓~~ SR 11/17/17
If Chlorinated or Drinking Water Samples, Acceptable Preservation?				✓
Preservation Documented:	$Na_2S_2O_3$ Trizma None	Yes	No	NA
Shipping Container	Vista Client Retain Return		Dispose	

Comments:

Chain of Custody Anomaly/Sample Acceptance Form

Vista Analytical Laboratory

Client: AMEC Foster Wheeler
Contact: Kurt Myers
Email: kurt.myers@amecfw.com
Phone:

Workorder Number: 1701715
Date Received: 16-Nov-17 09:47
Documented by/date: S.Roughton 11/17/17

Please review the following information and complete the Client Authorization section. To comply with NELAC regulations, we must receive authorization before proceeding with sample analysis.

Thank you,

Martha Maier
mmaier@vista-analytical.com
916-673-1520

The following information or item is needed to proceed with analysis:

- [X] Complete Chain-of-Custody
- [ ] Test Method Requested
- [ ] Analyte List Requested
- [ ] Other:
- [ ] Preservative
- [ ] Sample Identification
- [ ] Sample Collection Date and/or Time
- [ ] Collector's Name
- [ ] Sample Type
- [ ] Sample Location

The following anomalies were noted. Authorization is needed to proceed with analysis.

- [ ] Temperature outside < 6°C Range — Samples Affected: _____
  Temperature _____°C Ice Present? Yes No Melted
- [ ] Sample ID Discrepancy
- [ ] Sample Holding Time Missed
- [ ] Custody Seals Broken
- [ ] Insufficient Sample Size
- [ ] Sample Container(s) Broken
- [ ] Incorrect Container Type

Comments:

See second page of Chain of Custody, Project ID and "Relinquished by" signature omitted

Client Authorization

Proceed with Analysis: YES NO Signature and Date Kanny Nota 11/22/17

Client Comments/Instructions Revised/Completed COC received on 11/20/17.

EXTRACTION INFORMATION

Process Sheet

Workorder: 1701715

Prep Expiration: 2017-Nov-27

Client: AMEC Foster Wheeler

Workorder Due: 11-Dec-17 00:00

TAT: 25

Method: **537M PFAS DOD (LOQ as mRL)**

Matrix: **Aqueous**

Prep Batch: B7K0141

Prep Data Entered: HN 11/22/17

Date and Initials

Version: 537 (14 Analyte)

DoD: DoD QSM 5.1

Initial Sequence: S7L0026

LabSampID	A/B	Prep Rec	Spike Rec	ClientSampleID	Comments	Location	Container
1701715-01	A	☑	☑	I001MW52S-171113		WR-2 B-6	HDPE Bottle, 125 mL
1701715-02		☐	☐	I001MW52D-171114		WR-2 B-6	HDPE Bottle, 125 mL
1701715-03		☐	☐	EB01-171113		WR-2 B-6	HDPE Bottle, 125 mL
1701715-04		☐	☐	I001BC50S-171114		WR-2 B-6	HDPE Bottle, 125 mL
1701715-05		☐	☐	I001MW50D-171114		WR-2 B-6	HDPE Bottle, 125 mL
1701715-06		☐	☐	I001MW50X-171114		WR-2 B-6	HDPE Bottle, 125 mL
1701715-07		☐	☐	SB01-171114		WR-2 B-6	HDPE Bottle, 125 mL
1701715-08		☐	☐	I001MW53D-171114		WR-2 B-6	HDPE Bottle, 125 mL
1701715-09		☐	☐	EB02-171114		WR-2 B-6	HDPE Bottle, 125 mL
1701715-10		☐	☐	I001BC43MS-171115	**MS/MSD**	WR-2 B-6	HDPE Bottle, 125 mL
1701715-11		☐	☐	I001MW43D-171115		WR-2 B-6	HDPE Bottle, 125 mL
1701715-12		☐	☐	I001BC47S-171115		WR-2 B-6	HDPE Bottle, 125 mL
1701715-13		☐	☐	I001MW47D-171115		WR-2 B-6	HDPE Bottle, 125 mL
1701715-14		☐	☐	EB03-171115		WR-2 B-6	HDPE Bottle, 125 mL

WO Comments: **1 mL, 2x spike for sample -01 (I001MW52S).**

Pre-Prep Check Out: KC 11/22/17

Pre-Prep Check In: ~~NA~~ KC 11/22/17 KC 11/22/17

Prep Check Out: NA

Prep Check In: NA

Prep Reconciled Initals/Date: KC 11/22/17

Spike Reconciled Initals/Date: KC 11/22/17

VialBoxID: Pam

PREPARATION BENCH SHEET

Matrix: Aqueous

Method: 537M PFAS DOD (LOQ as mRL)

B7K0141

Chemist: KC

Prep Date/Time: 22-Nov-17 08:18

Prepared using: LCMS - SPE Extraction-LCMS

		Date/Initals:				BalanceID:					
Cen	VISTA Sample ID	pH Before	pH After	Chlorine (Cl)	Drops HCl Added	Bottle + Sample (g)	Bottle Only (g)	Sample Amt. (L)	IS/NS CHEM/WIT DATE	SPE	RS CHEM/WIT DATE
☐	B7K0141-BLK1	5	NA	0	NA	NA	NA	(0.125)	KC HN 11/22/17	KC 11.22.17	KC HN 11/22/17
☐	B7K0141-BS1	5	↓	0	↓	↓	↓	(0.125)	↓	↓	↓
☐	B7K0141-BSD1	5	↓	0	↓	↓	↓	(0.125)	↓	↓	↓
☑	1701715-01 (A)	7	↓	0	↓	27.34	26.23	0.00111	↓	↓	↓

IS: x2 17K0822, 20µL (V3)

IS SUP: NA

NS: x2 1751820, 20µL (V4)

RS: x2 1752604, 20µL (V2)

SPE Chem: Strata X-AW 33µm 200mg 6mL

Ele SOLV: MeOH/.5% NH4OH in MeOH

Final Volume(s) 1mL

Notes: (A) Sample centrifuged, returned to original bottle, shaken well, then 1 mL transferred to a secondary 125mL bottle and brought up to ~125mL's with HPLC H_2O. KC 11/22/17

Comments: Assume 1 g = 1 mL

Cen = Centrifuged

Batch: B7K0141

Matrix: Aqueous

LabNumber	WetWeight (Initial)	% Solids (Extraction Solids)	DryWeight	Final	Extracted	Ext By	Spike	SpikeAmount	ClientMatrix	Analysis
1701715-01	0.00111	NA	NA	1000	22-Nov-17 08:18	HAC			Groundwater	537M PFAS DOD (LOQ as
B7K0141-BLK1	0.125			1000	22-Nov-17 08:18	HAC				QC
B7K0141-BS1	0.125			1000	22-Nov-17 08:18	HAC	17J1820	20		QC
B7K0141-BSD1	0.125			1000	22-Nov-17 08:18	HAC	17J1820	20		QC

HN 11/22/17

Process Sheet

Workorder: 1701715

Prep Expiration: 2017-Nov-27

Client: AMEC Foster Wheeler

Workorder Due: 11-Dec-17 00:00

TAT: 25

Method: **537M PFAS DOD (LOQ as mRL)**

Matrix: **Aqueous**

Prep Batch: B7K0143

Prep Data Entered: 11.27.17 JTC

Date and Initials

Version: 537 (14 Analyte)

DoD: DoD QSM 5.1

Initial Sequence: S7L0075

LabSampID	A/B	Prep Rec	Spike Rec	ClientSampleID	Comments	Location	Container
~~1701715-01~~		☐	☐	~~I001MW52S-171113~~		~~WR-2 B-6~~	~~HDPE Bottle, 125 mL~~
1701715-02	"A"	☑	☑	I001MW52D-171114		WR-2 B-6	HDPE Bottle, 125 mL
1701715-03		☑	☑	EB01-171113		WR-2 B-6	HDPE Bottle, 125 mL
1701715-04		☑	☑	I001BC50S-171114		WR-2 B-6	HDPE Bottle, 125 mL
1701715-05		☑	☑	I001MW50D-171114		WR-2 B-6	HDPE Bottle, 125 mL
1701715-06		☑	☑	I001MW50X-171114		WR-2 B-6	HDPE Bottle, 125 mL
1701715-07		☑	☑	SB01-171114		WR-2 B-6	HDPE Bottle, 125 mL
1701715-08		☑	☑	I001MW53D-171114		WR-2 B-6	HDPE Bottle, 125 mL
1701715-09		☑	☑	EB02-171114		WR-2 B-6	HDPE Bottle, 125 mL
1701715-10	"ABL"	☑	☑	I001BC43MS-171115	**MS/MSD**	WR-2 B-6	HDPE Bottle, 125 mL
1701715-11	"A"	☑	☑	I001MW43D-171115		WR-2 B-6	HDPE Bottle, 125 mL
1701715-12		☑	☑	I001BC47S-171115		WR-2 B-6	HDPE Bottle, 125 mL
1701715-13		☑	☑	I001MW47D-171115		WR-2 B-6	HDPE Bottle, 125 mL
1701715-14		☑	☑	EB03-171115		WR-2 B-6	HDPE Bottle, 125 mL

WO Comments: ~~**1 mL, 2x spike for sample -01 (I001MW52S).**~~

Pre-Prep Check Out: HB 11/22/17

Pre-Prep Check In: HB 11/22/17

Prep Check Out: JTC 11-25-17

Prep Check In: NA

Prep Reconciled Initals/Date: HB 11/22/17

Spike Reconciled Initals/Date: JTC 11-25-17

VialBoxID: Krieger

PREPARATION BENCH SHEET

Matrix: Aqueous

Method: 537M PFAS DOD (LOQ as mRL)

B7K0143

Chemist: HC

Prep Date/Time: ~~22-Nov-17 08:22~~ 11-25-17 10:00 HC

Prepared using: LCMS - SPE Extraction-LCMS

Date/Initals: HB 11/22/17 BalanceID: HRMS-8

Cen	VISTA Sample ID	pH Before	pH After	Chlorine (Cl)	Drops HCl Added	Bottle + Sample (g)	Bottle Only (g)	Sample Amt. (L)	IS/NS CHEM/WIT DATE	SPE	RS CHEM/WIT DATE
☐	B7K0143-BLK1	5	2	0	2	NA	NA	(0.125) ✓	HC KC 11-25-17	HC 11-25-17	HC KC 11-25-17
☐	B7K0143-BS1	5	2	0	2	↓	↓	(0.125) ✓			
☐	B7K0143-MS1 1701715-10	7	2	0	3	141.48	26.98	0.11450 ✓			
☒	B7K0143-MSD1 1701715-10	7	2	0	3	132.14	26.95	0.10519 ✓			
☐	1701715-02	6	2	0	3	135.60	27.10	0.10850 ✓			
☐	1701715-03	5	2	0	2	139.19	26.95	0.11224 ✓			
☒	1701715-04	5	2	0	3	132.62	26.97	0.10565 ✓			
☐	1701715-05	6	2	0	3	135.37	26.95	0.10842 ✓			
☐	1701715-06	6	2	0	3	148.61	27.07	0.12154 ✓			
☐	1701715-07	5	2	0	2	144.77	26.89	0.11788 ✓			
☐	1701715-08	6	2	0	3	148.41	27.01	0.12147 ✓			
☐	1701715-09	5	2	0	2	~~142.91~~ 120.71 HB 11/28/17	27.01	0.09370 ✓			
☐	1701715-10	6	2	0	3	139.29	27.07	0.11222 ✓			
☐	1701715-11	6	2	0	3	142.88	26.95	0.11593 ✓			
☒	1701715-12	6	2	0	3	135.09	27.02	0.10807 ✓			
☒	1701715-13	6	2	0	3	140.76	26.99	0.11377 ✓			

IS: 17K0822, 10µL (V3)

IS SUP: NA

NS: 17J1820, 10µL (V4)

RS: 17J2604, 10µL (V2)

SPE Chem: Strata X-AW 33µm 200mg/6mL

Ele SOLV: 0.5% NH4OH in MeOH/MeOH

Final Volume(s) 1mL

Notes:

Comments: Assume 1 g = 1 mL

Cen = Centrifuged

PREPARATION BENCH SHEET

Matrix: Aqueous

Method: 537M PFAS DOD (LOQ as mRL)

B7K0143

Chemist: JC

Prep Date/Time: ~~22-Nov-17 08:22~~ 11-25-17 10:00 JC

Prepared using: LCMS - SPE Extraction-LCMS

Date/Initals: HB 11/22/17 BalanceID: HRMS-8

Cen	VISTA Sample ID	pH Before	pH After	Chlorine (Cl)	Drops HCl Added	Bottle + Sample (g)	Bottle Only (g)	Sample Amt. (L)	IS/NS CHEM/WIT DATE	SPE	RS CHEM/WIT DATE
☐	1701715-14	2	2	0	2	193.77	26.99	0.11678	JC KL 11-25-17	JC 11-25-17	JC KL 11-25-17

IS: 17K0822, 10µL (V3)

IS SUP: NA

NS: 17J1820, 10µL (V4)

RS: 17J2604, 10µL (V2)

SPE Chem: Strata X-AW 33µm 200mg/6mL

Ele SOLV: 0.5% NH4OH in MeOH/MeOH

Final Volume(s) 1mL

Notes:

Comments: Assume 1 g = 1 mL

Cen = Centrifuged

Batch: B7K0143

Matrix: Aqueous

LabNumber	WetWeight (Initial)	% Solids (Extraction Solids)	DryWeight	Final	Extracted	Ext By	Spike	SpikeAmount	ClientMatrix	Analysis
1701715-02	0.1085			1000	25-Nov-17 10:00	HAC			Groundwater	537M PFAS DOD (LOQ as
1701715-03	0.11224			1000	25-Nov-17 10:00	HAC			Blank Water	537M PFAS DOD (LOQ as
1701715-04	0.10565			1000	25-Nov-17 10:00	HAC			Groundwater	537M PFAS DOD (LOQ as
1701715-05	0.10842			1000	25-Nov-17 10:00	HAC			Groundwater	537M PFAS DOD (LOQ as
1701715-06	0.12154			1000	25-Nov-17 10:00	HAC			Groundwater	537M PFAS DOD (LOQ as
1701715-07	0.11788			1000	25-Nov-17 10:00	HAC			Blank Water	537M PFAS DOD (LOQ as
1701715-08	0.12147			1000	25-Nov-17 10:00	HAC			Groundwater	537M PFAS DOD (LOQ as
1701715-09	0.0937			1000	25-Nov-17 10:00	HAC			Blank Water	537M PFAS DOD (LOQ as
1701715-10	0.11222			1000	25-Nov-17 10:00	HAC			Blank Water	537M PFAS DOD (LOQ as
1701715-11	0.11593			1000	25-Nov-17 10:00	HAC			Groundwater	537M PFAS DOD (LOQ as
1701715-12	0.10807			1000	25-Nov-17 10:00	HAC			Groundwater	537M PFAS DOD (LOQ as
1701715-13	0.11377			1000	25-Nov-17 10:00	HAC			Groundwater	537M PFAS DOD (LOQ as
1701715-14	0.11678			1000	25-Nov-17 10:00	HAC			Blank Water	537M PFAS DOD (LOQ as
B7K0143-BLK1	0.125			1000	25-Nov-17 10:00	HAC				QC
B7K0143-BS1	0.125			1000	25-Nov-17 10:00	HAC	17J1820	10		QC
B7K0143-MS1	0.1145			1000	25-Nov-17 10:00	HAC	17J1820	10		QC
B7K0143-MSD1	0.10519			1000	25-Nov-17 10:00	HAC	17J1820	10		QC

JH
11.27.17

SAMPLE DATA – MODIFIED EPA METHOD 537

Vista Analytical Laboratory

Rev'd: MM 1/5/18

Dataset: U:\Q4.PRO\results\171220M3\171220M3-36.qld

Last Altered: Thursday, January 04, 2018 11:16:00 Pacific Standard Time
Printed: Thursday, January 04, 2018 11:19:59 Pacific Standard Time

Method: U:\Q4.PRO\MethDB\PFAS_FULL_80C_122017.mdb 23 Dec 2017 14:44:32
Calibration: U:\Q4.PRO\CurveDB\C18_VAL-PFAS_Q4_12-20-17_OLDRS.cdb 21 Dec 2017 13:42:26

Name: 171220M3_36, Date: 21-Dec-2017, Time: 08:15:07, ID: B7K0141-BLK1 Method Blank 0.125, Description: Method Blank

	#	Name	Trace	Area	IS Area	Wt./Vol.	RRF	Pred.RT	RT	y Axis Resp.	Conc.	%Rec
1	3	PFBS	299.0 > 79.7		3.45e3	0.125		3.05				
2	4	PFHxA	313.2 > 268.9		9.25e3	0.125		3.55				
3	5	PFHpA	363.0 > 318.9		1.92e4	0.125		4.18				
4	6	L-PFHxS	398.9 > 79.6		3.19e3	0.125		4.10				
5	9	L-PFOA	413 > 368.7	3.70e2	3.16e4	0.125		4.52	4.54	0.146		
6	12	PFNA	463.0 > 418.8		2.24e4	0.125		5.10				
7	14	L-PFOS	499 > 79.9		7.39e3	0.125		4.96				
8	16	PFDA	513 > 468.8		2.63e4	0.125		5.47				
9	18	N-MeFOSAA	570.1 > 419		8.49e3	0.125		5.60				
10	19	N-EtFOSAA	584.2 > 419		9.44e3	0.125		5.76				
11	20	PFUdA	563.0 > 518.9		2.58e4	0.125		5.78				
12	22	PFDoA	612.9 > 569.0		2.21e4	0.125		6.06				

AC 1/4/2018

Vista Analytical Laboratory

Rev'd: MM 1/5/18

Dataset: U:\Q4.PRO\results\171220M3\171220M3-36.qld

Last Altered: Thursday, January 04, 2018 11:16:00 Pacific Standard Time
Printed: Thursday, January 04, 2018 11:20:18 Pacific Standard Time

Method: U:\Q4.PRO\MethDB\PFAS_FULL_80C_122017.mdb 23 Dec 2017 14:44:32
Calibration: U:\Q4.PRO\CurveDB\C18_VAL-PFAS_Q4_12-20-17_OLDRS.cdb 21 Dec 2017 13:42:26

Name: 171220M3_36, Date: 21-Dec-2017, Time: 08:15:07, ID: B7K0141-BLK1 Method Blank 0.125, Description: Method Blank

	#	Name	Trace	Area	IS Area	Wt./Vol.	RRF	Pred.RT	RT	y Axis Resp.	Conc.	%Rec
1	24	PFTrDA	662.9 > 618.9		2.21e4	0.125		6.25				
2	25	PFTeDA	712.9 > 668.8		2.16e4	0.125		6.46				
3	33	13C3-PFBS	302. > 98.8	3.45e3	3.31e4	0.125	0.101	3.05	2.92	1.30	103.1533	103.2
4	34	13C2-PFHxA	315 > 269.8	9.25e3	3.31e4	0.125	0.718	3.55	3.41	3.49	38.8970	97.2
5	35	13C4-PFHpA	367.2 > 321.8	1.92e4	3.31e4	0.125	0.557	4.18	4.03	7.23	103.9180	103.9
6	36	18O2-PFHxS	403.0 > 102.6	3.19e3	6.99e3	0.125	0.415	4.10	4.18	5.71	110.0096	110.0
7	37	13C2-6:2 FTS	429.1 > 408.9	6.34e3	2.47e4	0.125	0.371	4.63	4.49	3.21	69.2258	69.2
8	38	13C2-PFOA	414.9 > 369.7	3.16e4	2.47e4	0.125	1.263	4.52	4.54	16.0	101.4838	101.5
9	39	13C5-PFNA	468.2 > 422.9	2.24e4	2.58e4	0.125	0.858	5.10	4.96	10.9	101.2881	101.3
10	40	13C8-PFOSA	506.1 > 77.7	5.02e3	2.98e4	0.125	0.258	4.81	5.02	2.11	65.2731	65.3
11	41	13C8-PFOS	507.0 > 79.9	7.39e3	7.02e3	0.125	0.939	5.20	5.05	13.2	112.0721	112.1
12	42	13C2-PFDA	515.1 > 469.9	2.63e4	2.15e4	0.125	1.033	5.47	5.33	15.3	118.5529	118.6
13	43	13C2-8:2 FTS	529.1 > 508.7	5.29e3	3.31e4	0.125	0.151	5.44	5.31	2.00	105.8130	105.8
14	44	d3-N-MeFOSAA	573.3 > 419	8.49e3	2.98e4	0.125	0.302	5.60	5.47	3.56	94.2589	94.3
15	45	d5-N-EtFOSAA	589.3 > 419	9.44e3	2.98e4	0.125	0.364	5.60	5.62	3.96	87.0946	87.1
16	46	13C2-PFUdA	565 > 519.8	2.58e4	2.98e4	0.125	1.079	5.78	5.64	10.8	80.3484	80.3
17	47	13C2-PFDoA	615.0 > 569.7	2.21e4	2.98e4	0.125	0.808	6.05	5.91	9.29	91.9862	92.0
18	49	13C2-PFTeDA	714.8 > 669.6	2.16e4	2.98e4	0.125	0.821	6.46	6.35	9.04	88.0948	88.1
19	55	13C5-PFHxA	318 > 272.9	3.31e4	3.31e4	0.125	1.000	3.55	3.41	12.5	100.0000	100.0
20	56	13C3-PFHxS	401.9 > 79.9	6.99e3	6.99e3	0.125	1.000	4.30	4.18	12.5	100.0000	100.0
21	57	13C8-PFOA	421.3 > 376	2.47e4	2.47e4	0.125	1.000	4.68	4.54	12.5	100.0000	100.0
22	58	13C9-PFNA	472.2 > 426.9	2.58e4	2.58e4	0.125	1.000	5.10	4.96	12.5	100.0000	100.0
23	59	13C4-PFOS	503 > 79.9	7.02e3	7.02e3	0.125	1.000	5.20	5.04	12.5	100.0000	100.0
24	60	13C6-PFDA	519.1 > 473.7	2.15e4	2.15e4	0.125	1.000	5.47	5.33	12.5	100.0000	100.0
25	61	13C7-PFUdA	570.1 > 524.8	2.98e4	2.98e4	0.125	1.000	5.44	5.65	12.5	100.0000	100.0
26	62	Total PFHxS	398.9 > 79.6	0.00e0	3.19e3	0.125		4.20		0.000		
27	63	Total PFOA	413 > 368.7	3.70e2	3.16e4	0.125		4.60		0.000		
28	64	Total PFOS	499 > 79.9	0.00e0	7.39e3	0.125		5.10		0.000		
29	65	Total N-MeFOSAA	570.1 > 419	1.38e2	8.49e3	0.125		5.50		0.000		
30	66	Total N-EtFOSAA	584.2 > 419	2.84e2	9.44e3	0.125		5.50		0.375	1.5402	

AC 1/4/2018

Dataset: U:\Q4.PRO\results\171220M3\171220M3-36.qld

Last Altered: Thursday, January 04, 2018 11:16:00 Pacific Standard Time
Printed: Thursday, January 04, 2018 11:20:18 Pacific Standard Time

Method: U:\Q4.PRO\MethDB\PFAS_FULL_80C_122017.mdb 23 Dec 2017 14:44:32
Calibration: U:\Q4.PRO\CurveDB\C18_VAL-PFAS_Q4_12-20-17_OLDRS.cdb 21 Dec 2017 13:42:26

Name: 171220M3_36, Date: 21-Dec-2017, Time: 08:15:07, ID: B7K0141-BLK1 Method Blank 0.125, Description: Method Blank

PFBS

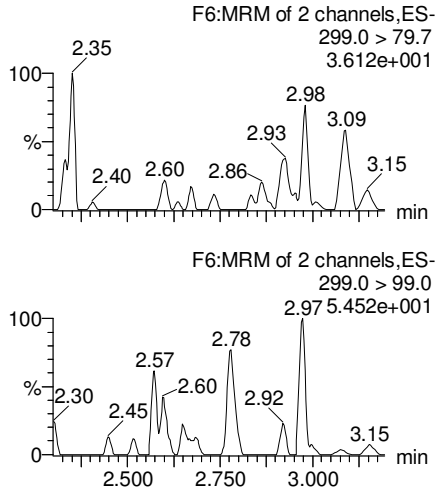

PFHxA

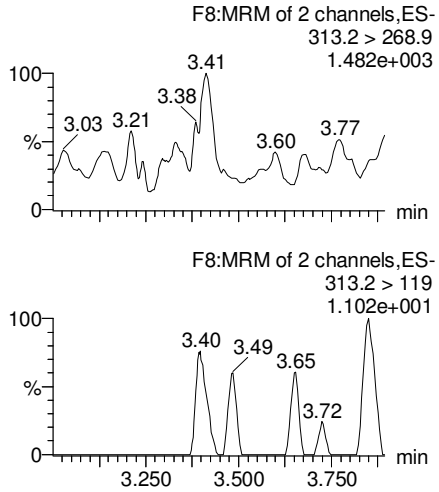

PFHpA

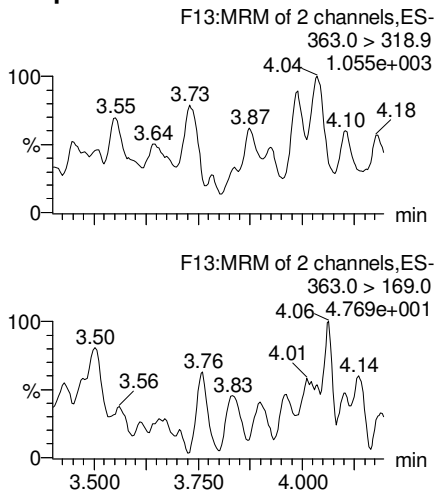

Total PFHxS

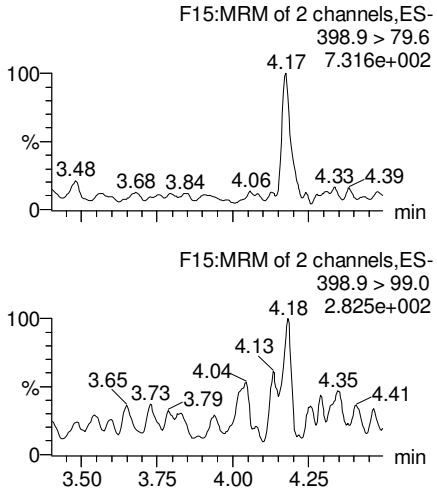

13C3-PFBS

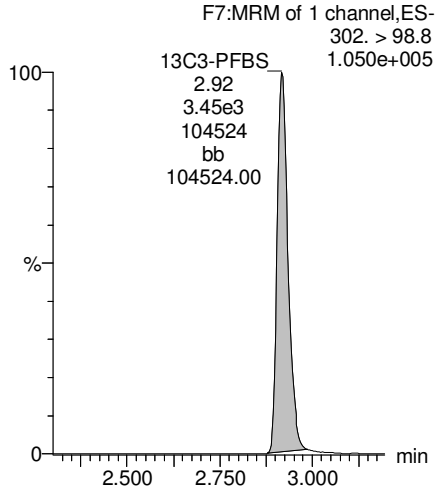

13C2-PFHxA

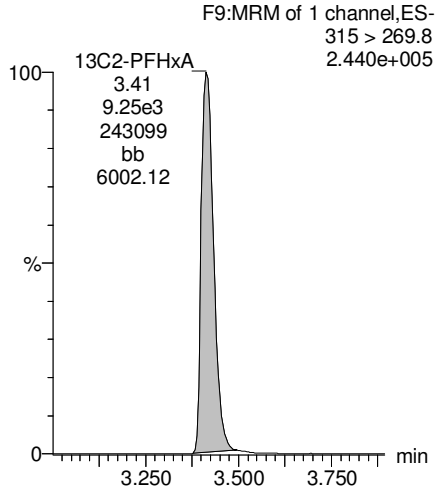

13C4-PFHpA

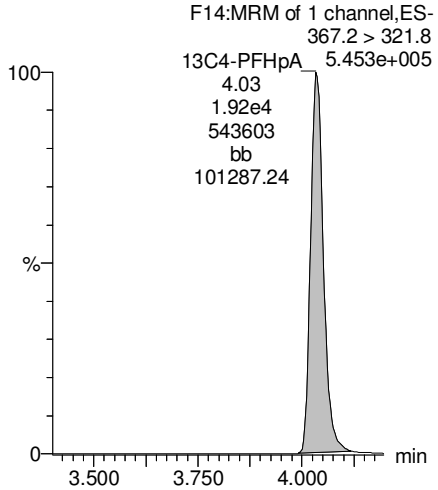

18O2-PFHxS

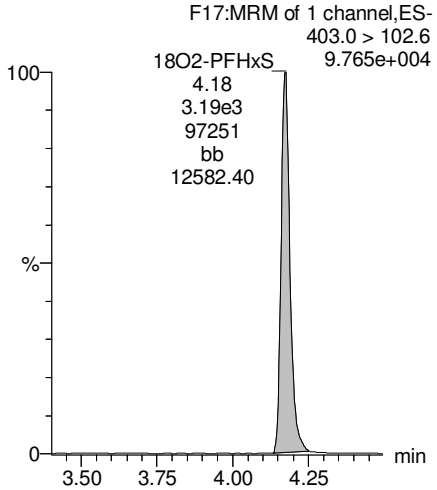

AC 1/4/2018

Vista Analytical Laboratory

Rev'd: MM 1/5/18

Dataset: U:\Q4.PRO\results\171220M3\171220M3-36.qld

Last Altered: Thursday, January 04, 2018 11:16:00 Pacific Standard Time
Printed: Thursday, January 04, 2018 11:20:18 Pacific Standard Time

Name: 171220M3_36, Date: 21-Dec-2017, Time: 08:15:07, ID: B7K0141-BLK1 Method Blank 0.125, Description: Method Blank

Total PFOA

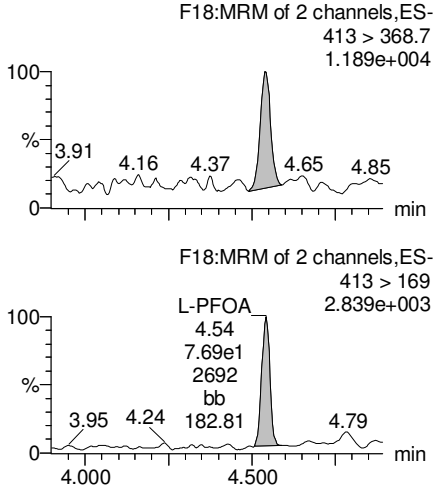

PFNA

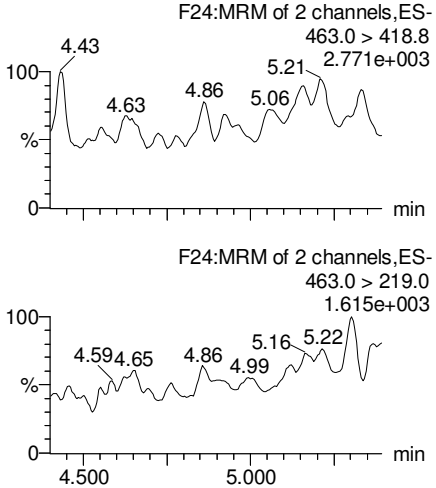

Total PFOS

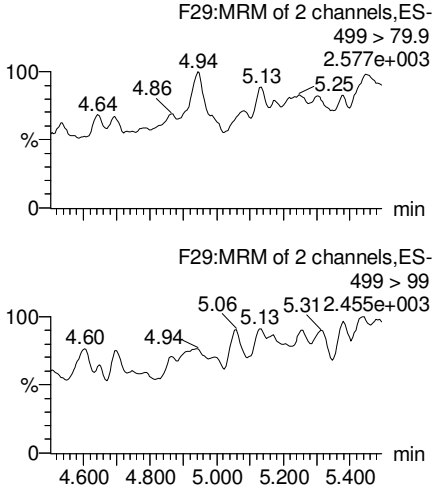

PFDA

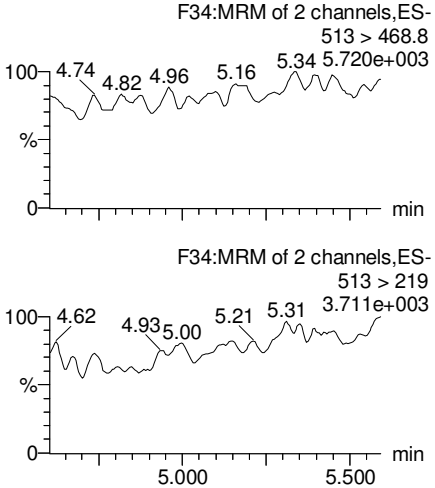

13C2-PFOA

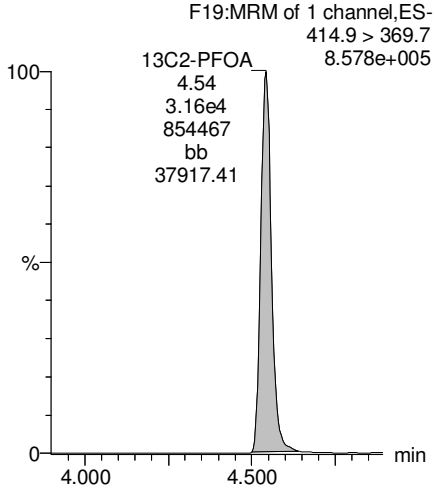

13C5-PFNA

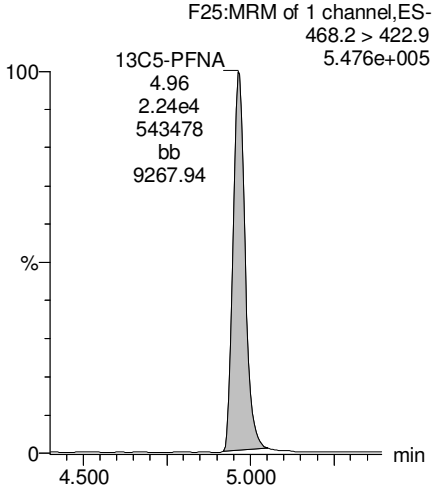

13C8-PFOS

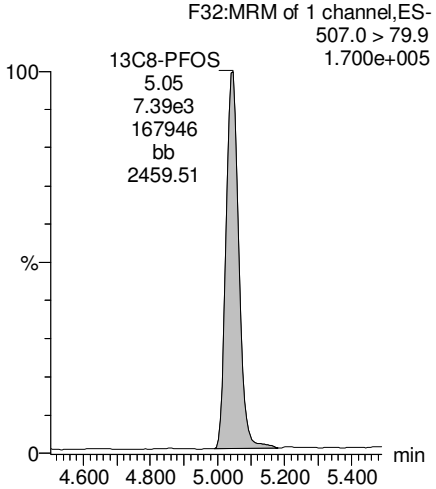

13C2-PFDA

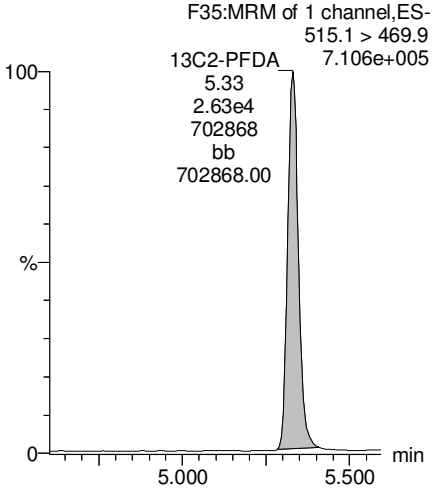

AC 1/4/2018

Dataset: U:\Q4.PRO\results\171220M3\171220M3-36.qld

Last Altered: Thursday, January 04, 2018 11:16:00 Pacific Standard Time
Printed: Thursday, January 04, 2018 11:20:18 Pacific Standard Time

Name: 171220M3_36, Date: 21-Dec-2017, Time: 08:15:07, ID: B7K0141-BLK1 Method Blank 0.125, Description: Method Blank

PFUdA

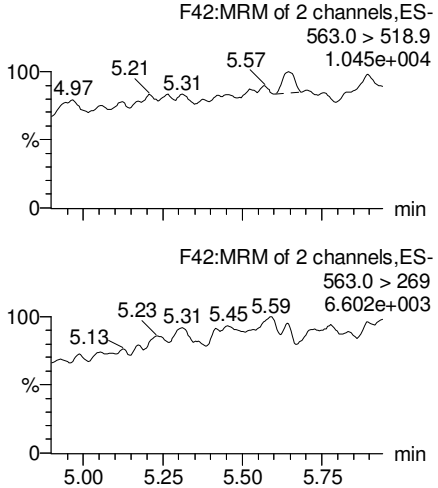

N-MeFOSAA

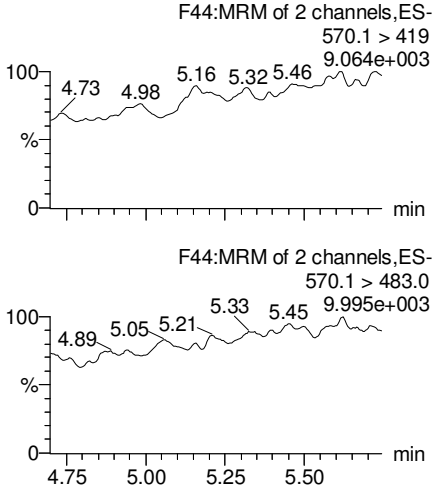

N-EtFOSAA

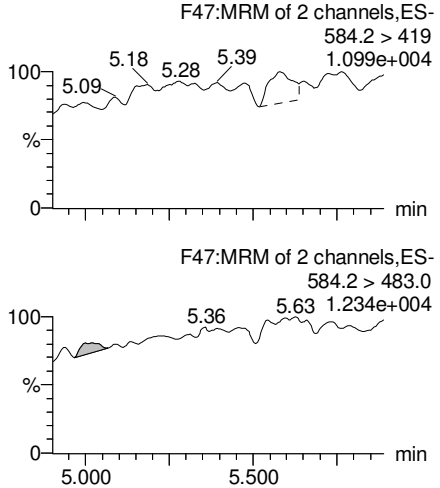

PFDoA

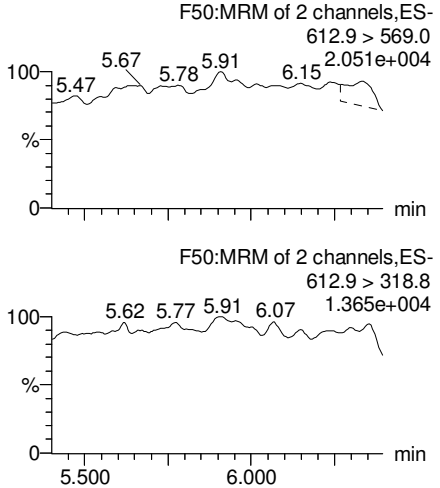

13C2-PFUdA

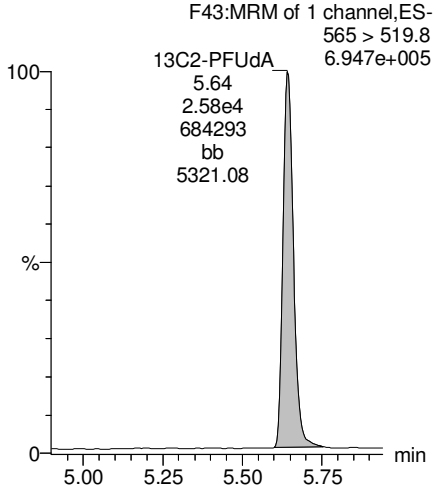

d3-N-MeFOSAA

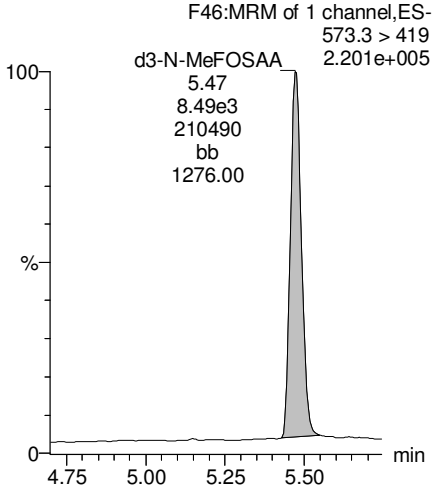

d5-N-EtFOSAA

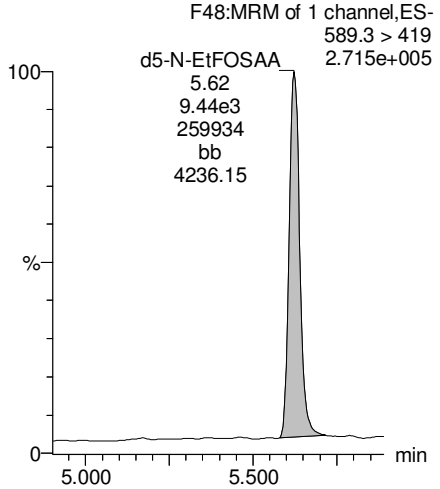

13C2-PFDoA

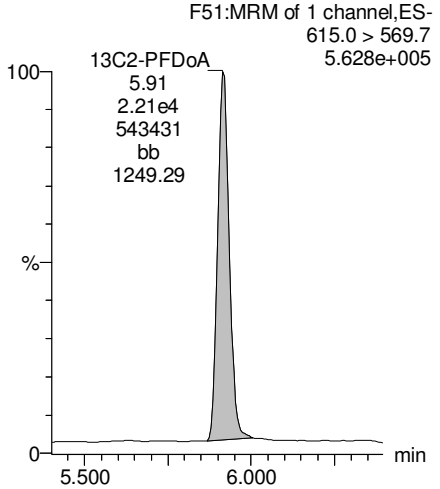

AC 1/4/2018

Dataset: U:\Q4.PRO\results\171220M3\171220M3-36.qld

Last Altered: Thursday, January 04, 2018 11:16:00 Pacific Standard Time
Printed: Thursday, January 04, 2018 11:20:18 Pacific Standard Time

Name: 171220M3_36, Date: 21-Dec-2017, Time: 08:15:07, ID: B7K0141-BLK1 Method Blank 0.125, Description: Method Blank

PFTrDA

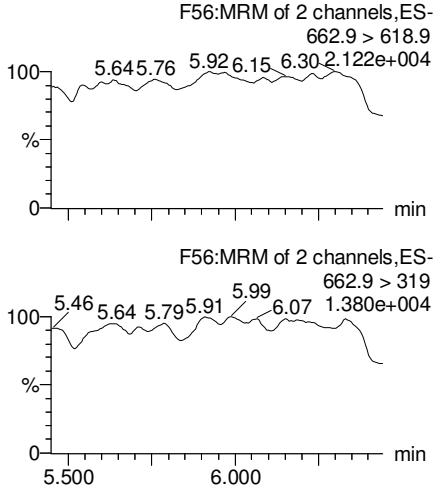

PFTeDA

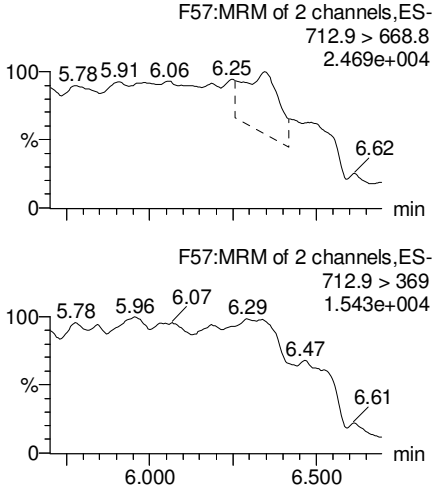

TCDA

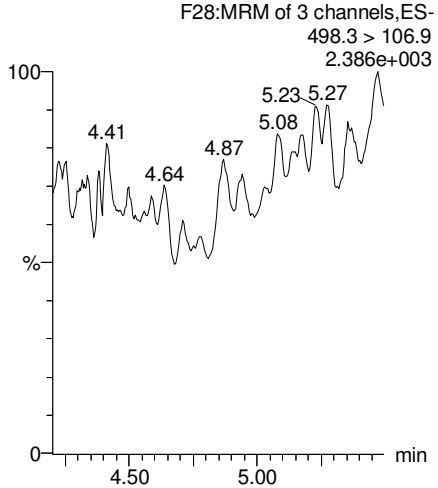

13C5-PFHxA

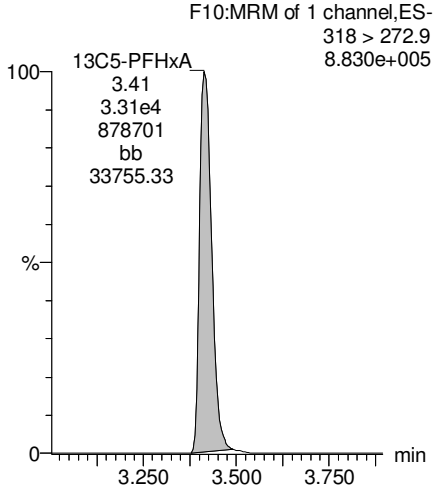

13C2-PFDoA

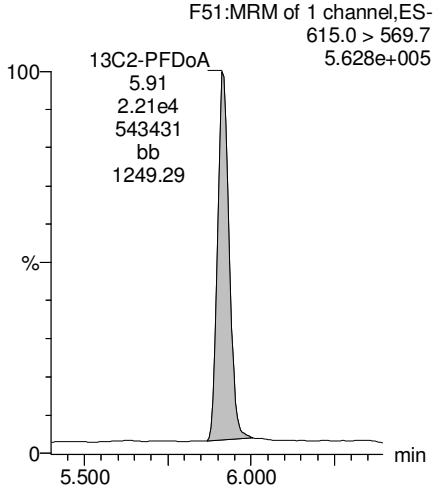

13C2-PFTeDA

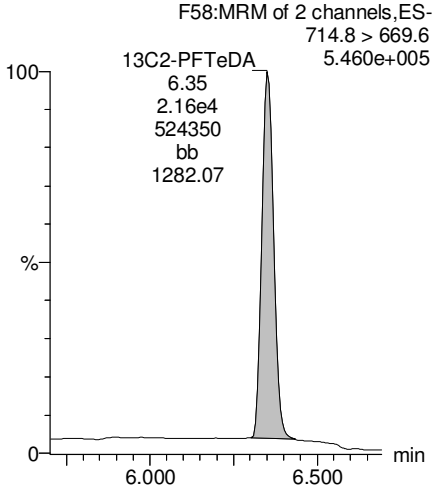

13C8-PFOS

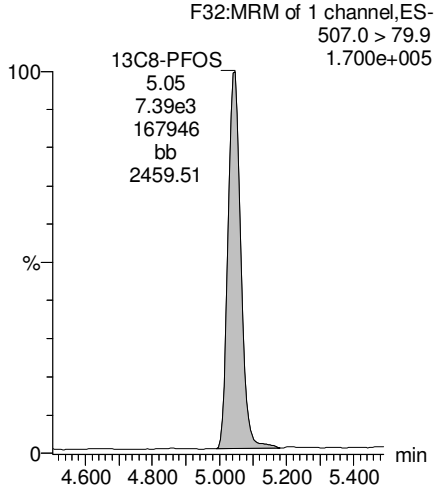

13C8-PFOA

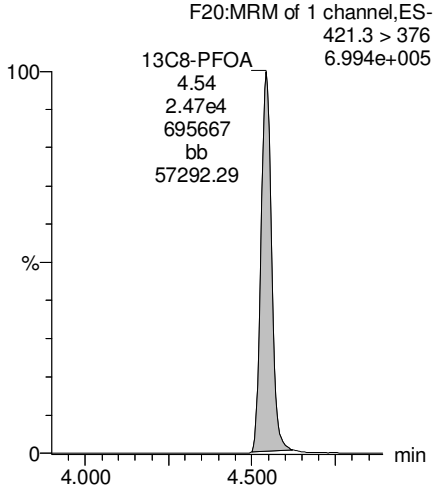

AC 1/4/2018

Dataset: U:\Q4.PRO\results\171220M3\171220M3-36.qld

Last Altered: Thursday, January 04, 2018 11:16:00 Pacific Standard Time
Printed: Thursday, January 04, 2018 11:20:18 Pacific Standard Time

Name: 171220M3_36, Date: 21-Dec-2017, Time: 08:15:07, ID: B7K0141-BLK1 Method Blank 0.125, Description: Method Blank

13C3-PFHxS

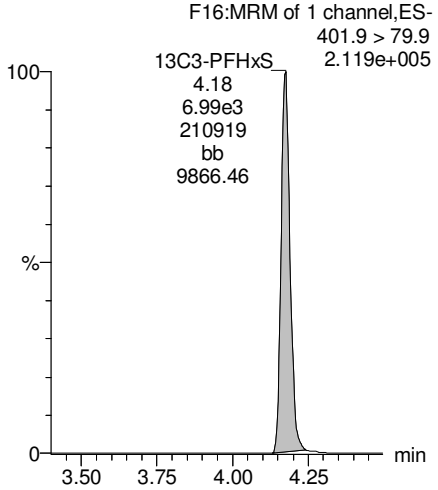

13C9-PFNA

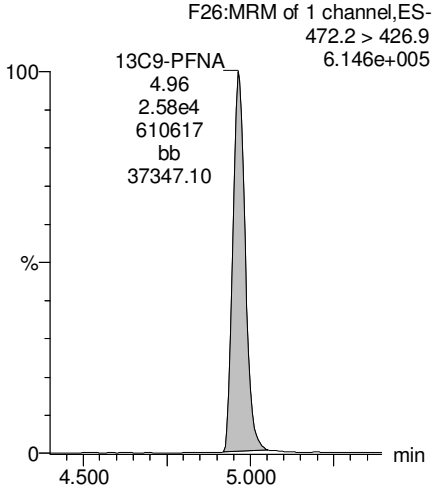

13C4-PFOS

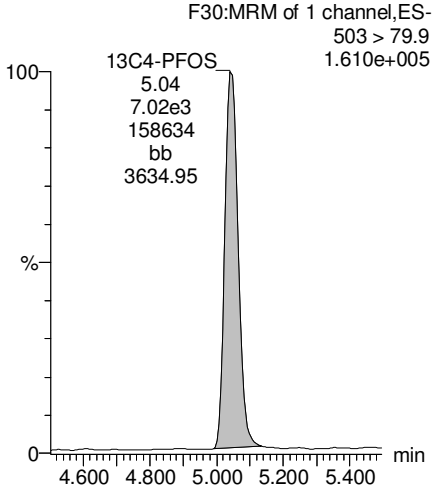

13C6-PFDA

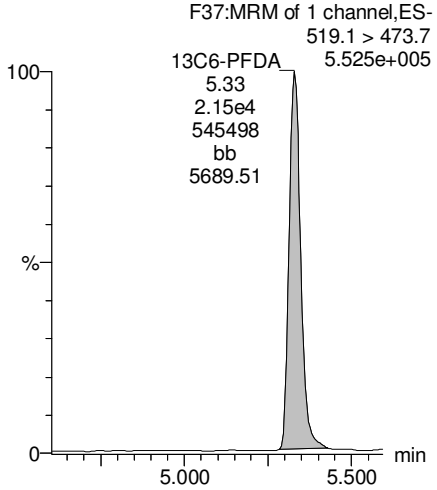

13C7-PFUdA

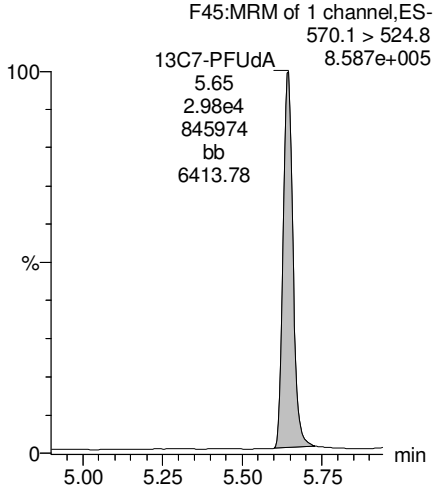

AC 1/4/2018

Vista Analytical Laboratory

Rev'd: MM 1/5/18

Dataset: U:\Q4.PRO\results\171220M3\171220M3-32.qld

Last Altered: Thursday, January 04, 2018 11:07:14 Pacific Standard Time
Printed: Thursday, January 04, 2018 11:08:02 Pacific Standard Time

Method: U:\Q4.PRO\MethDB\PFAS_FULL_80C_122017.mdb 23 Dec 2017 14:44:32
Calibration: U:\Q4.PRO\CurveDB\C18_VAL-PFAS_Q4_12-20-17_OLDRS.cdb 21 Dec 2017 13:42:26

Name: 171220M3_32, Date: 21-Dec-2017, Time: 07:30:24, ID: B7K0141-BS1 OPR 0.125, Description: OPR

	#	Name	Trace	Area	IS Area	Wt./Vol.	RRF	Pred.RT	RT	y Axis Resp.	Conc.	%Rec
1	3	PFBS	299.0 > 79.7	6.53e3	3.81e3	0.125		3.05	2.92	42.8	177.1946	110.7
2	4	PFHxA	313.2 > 268.9	2.83e4	8.78e3	0.125		3.55	3.42	32.2	207.9777	130.0
3	5	PFHpA	363.0 > 318.9	2.27e4	1.92e4	0.125		4.18	4.04	29.7	189.7541	118.6
4	6	L-PFHxS	398.9 > 79.6	5.27e3	3.24e3	0.125		4.10	4.17	40.7	179.9567	112.5
5	9	L-PFOA	413 > 368.7	2.28e4	3.11e4	0.125		4.52	4.55	18.4	163.5622	102.2
6	12	PFNA	463.0 > 418.8	2.62e4	2.70e4	0.125		5.10	4.97	24.2	129.8411	81.2
7	14	L-PFOS	499 > 79.9	6.65e3	8.60e3	0.125		5.05	5.05	19.3	157.2703	98.3
8	16	PFDA	513 > 468.8	3.15e4	2.51e4	0.125		5.47	5.33	31.3	204.0283	127.5
9	18	N-MeFOSAA	570.1 > 419	1.26e4	8.88e3	0.125		5.60	5.48	35.5	145.8514	91.2
10	19	N-EtFOSAA	584.2 > 419	8.82e3	9.43e3	0.125		5.76	5.63	23.4	169.1777	105.7
11	20	PFUdA	563.0 > 518.9	2.49e4	2.94e4	0.125		5.78	5.65	21.2	178.1755	111.4
12	22	PFDoA	612.9 > 569.0	3.40e4	2.37e4	0.125		6.06	5.92	35.9	222.3207	139.0

AC 1/4/2018

Vista Analytical Laboratory

Rev'd: MM 1/5/18

Dataset: U:\Q4.PRO\results\171220M3\171220M3-32.qld

Last Altered: Thursday, January 04, 2018 11:07:14 Pacific Standard Time
Printed: Thursday, January 04, 2018 11:08:20 Pacific Standard Time

Method: U:\Q4.PRO\MethDB\PFAS_FULL_80C_122017.mdb 23 Dec 2017 14:44:32
Calibration: U:\Q4.PRO\CurveDB\C18_VAL-PFAS_Q4_12-20-17_OLDRS.cdb 21 Dec 2017 13:42:26

Name: 171220M3_32, Date: 21-Dec-2017, Time: 07:30:24, ID: B7K0141-BS1 OPR 0.125, Description: OPR

	#	Name	Trace	Area	IS Area	Wt./Vol.	RRF	Pred.RT	RT	y Axis Resp.	Conc.	%Rec
1	24	PFTrDA	662.9 > 618.9	3.22e4	2.37e4	0.125		6.25	6.16	34.0	165.0638	103.2
2	25	PFTeDA	712.9 > 668.8	2.67e4	1.84e4	0.125		6.46	6.36	36.2	222.6756	139.2
3	33	13C3-PFBS	302. > 98.8	3.81e3	3.25e4	0.125	0.101	3.05	2.92	2.93	232.0735	116.0
4	34	13C2-PFHxA	315 > 269.8	8.78e3	3.25e4	0.125	0.718	3.55	3.42	6.75	75.2404	94.1
5	35	13C4-PFHpA	367.2 > 321.8	1.92e4	3.25e4	0.125	0.557	4.18	4.04	14.7	211.6486	105.8
6	36	18O2-PFHxS	403.0 > 102.6	3.24e3	7.48e3	0.125	0.415	4.10	4.18	10.8	208.8268	104.4
7	37	13C2-6:2 FTS	429.1 > 408.9	7.03e3	2.33e4	0.125	0.371	4.63	4.49	7.54	162.5917	81.3
8	38	13C2-PFOA	414.9 > 369.7	3.11e4	2.33e4	0.125	1.263	4.52	4.55	33.3	210.8642	105.4
9	39	13C5-PFNA	468.2 > 422.9	2.70e4	2.94e4	0.125	0.858	5.10	4.97	22.9	213.9859	107.0
10	40	13C8-PFOSA	506.1 > 77.7	5.42e3	3.33e4	0.125	0.258	4.81	5.02	4.07	126.1728	63.1
11	41	13C8-PFOS	507.0 > 79.9	8.60e3	8.35e3	0.125	0.939	5.20	5.05	25.7	219.3367	109.7
12	42	13C2-PFDA	515.1 > 469.9	2.51e4	2.23e4	0.125	1.033	5.47	5.33	28.2	218.7021	109.4
13	43	13C2-8:2 FTS	529.1 > 508.7	4.63e3	3.25e4	0.125	0.151	5.44	5.31	3.56	188.5983	94.3
14	44	d3-N-MeFOSAA	573.3 > 419	8.88e3	3.33e4	0.125	0.302	5.60	5.48	6.67	176.3570	88.2
15	45	d5-N-EtFOSAA	589.3 > 419	9.43e3	3.33e4	0.125	0.364	5.60	5.63	7.08	155.6823	77.8
16	46	13C2-PFUdA	565 > 519.8	2.94e4	3.33e4	0.125	1.079	5.78	5.65	22.1	163.5825	81.8
17	47	13C2-PFDoA	615.0 > 569.7	2.37e4	3.33e4	0.125	0.808	6.05	5.92	17.8	176.1832	88.1
18	49	13C2-PFTeDA	714.8 > 669.6	1.84e4	3.33e4	0.125	0.821	6.46	6.36	13.9	134.9423	67.5
19	55	13C5-PFHxA	318 > 272.9	3.25e4	3.25e4	0.125	1.000	3.55	3.42	25.0	200.0000	100.0
20	56	13C3-PFHxS	401.9 > 79.9	7.48e3	7.48e3	0.125	1.000	4.30	4.18	25.0	200.0000	100.0
21	57	13C8-PFOA	421.3 > 376	2.33e4	2.33e4	0.125	1.000	4.68	4.55	25.0	200.0000	100.0
22	58	13C9-PFNA	472.2 > 426.9	2.94e4	2.94e4	0.125	1.000	5.10	4.97	25.0	200.0000	100.0
23	59	13C4-PFOS	503 > 79.9	8.35e3	8.35e3	0.125	1.000	5.20	5.05	25.0	200.0000	100.0
24	60	13C6-PFDA	519.1 > 473.7	2.23e4	2.23e4	0.125	1.000	5.47	5.33	25.0	200.0000	100.0
25	61	13C7-PFUdA	570.1 > 524.8	3.33e4	3.33e4	0.125	1.000	5.44	5.65	25.0	200.0000	100.0
26	62	Total PFHxS	398.9 > 79.6	5.27e3	3.24e3	0.125		4.20		40.7	179.9567	
27	63	Total PFOA	413 > 368.7	2.28e4	3.11e4	0.125		4.60		18.4	163.5622	
28	64	Total PFOS	499 > 79.9	6.65e3	8.60e3	0.125		5.10		19.3	157.2703	
29	65	Total N-MeFOSAA	570.1 > 419	1.26e4	8.88e3	0.125		5.50		35.5	145.8514	
30	66	Total N-EtFOSAA	584.2 > 419	8.82e3	9.43e3	0.125		5.50		23.4	169.1777	

AC 1/4/2018

Vista Analytical Laboratory

Rev'd: MM 1/5/18

Dataset: U:\Q4.PRO\results\171220M3\171220M3-32.qld

Last Altered: Thursday, January 04, 2018 11:07:14 Pacific Standard Time
Printed: Thursday, January 04, 2018 11:08:20 Pacific Standard Time

Method: U:\Q4.PRO\MethDB\PFAS_FULL_80C_122017.mdb 23 Dec 2017 14:44:32
Calibration: U:\Q4.PRO\CurveDB\C18_VAL-PFAS_Q4_12-20-17_OLDRS.cdb 21 Dec 2017 13:42:26

Name: 171220M3_32, Date: 21-Dec-2017, Time: 07:30:24, ID: B7K0141-BS1 OPR 0.125, Description: OPR

PFBS

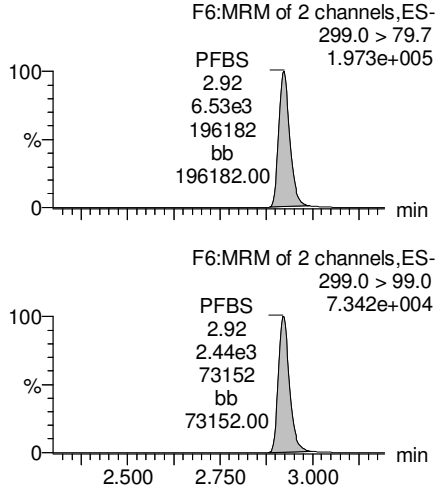

PFHxA

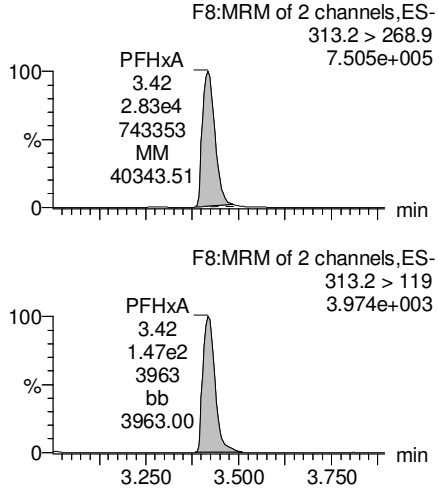

PFHpA

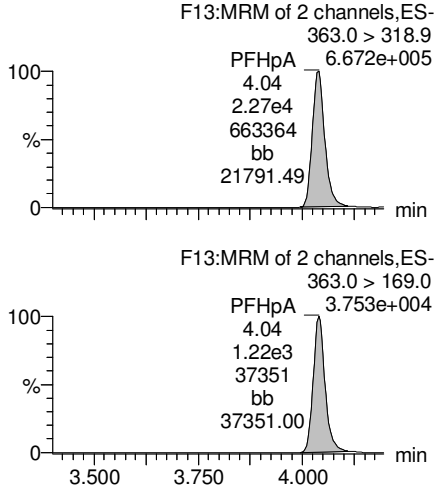

Total PFHxS

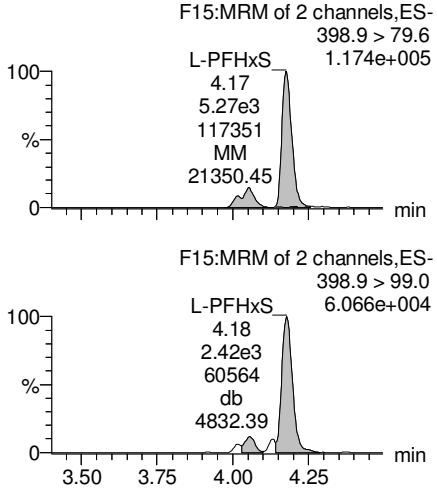

13C3-PFBS

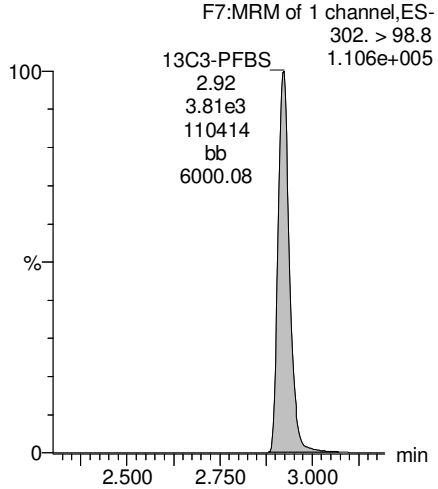

13C2-PFHxA

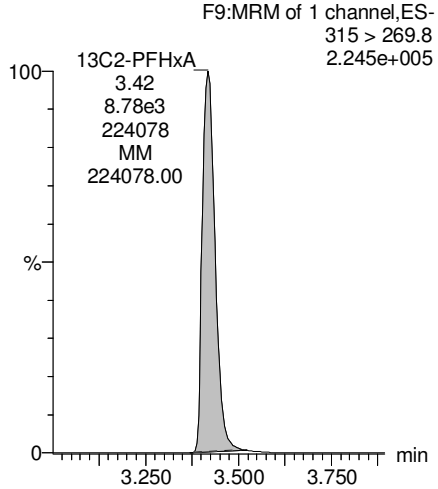

13C4-PFHpA

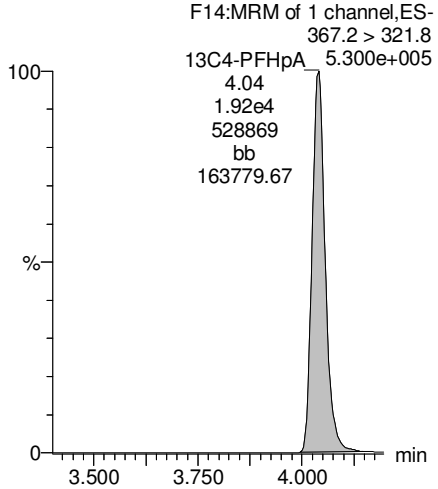

18O2-PFHxS

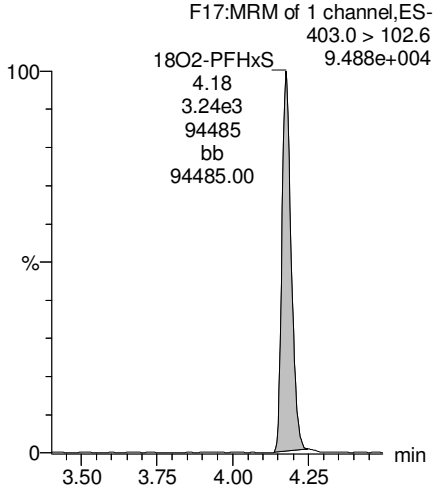

AC 1/4/2018

Vista Analytical Laboratory

Rev'd: MM 1/5/18

Dataset: U:\Q4.PRO\results\171220M3\171220M3-32.qld

Last Altered: Thursday, January 04, 2018 11:07:14 Pacific Standard Time
Printed: Thursday, January 04, 2018 11:08:20 Pacific Standard Time

Name: 171220M3_32, Date: 21-Dec-2017, Time: 07:30:24, ID: B7K0141-BS1 OPR 0.125, Description: OPR

Total PFOA

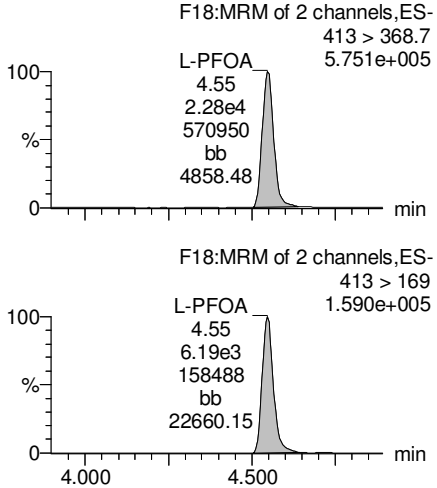

PFNA

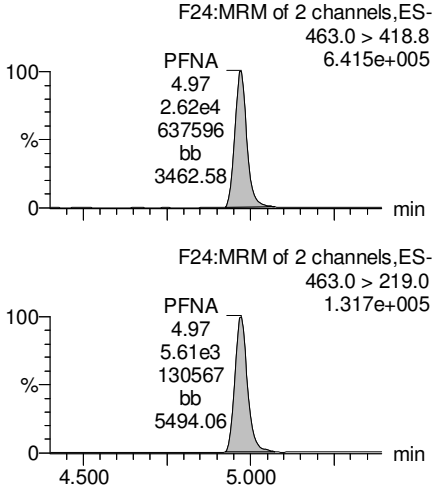

Total PFOS

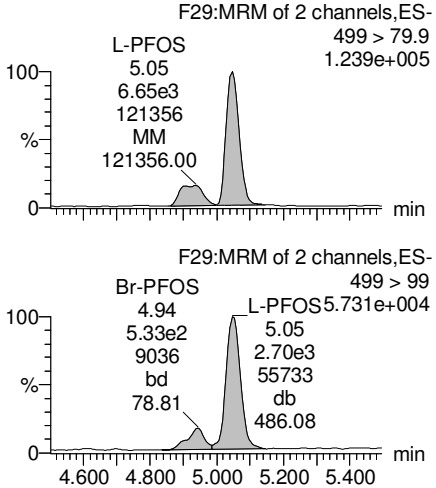

PFDA

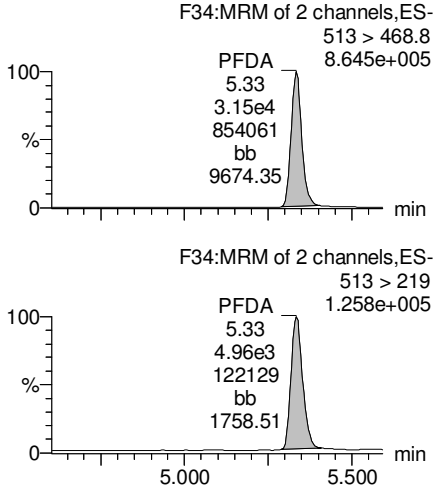

13C2-PFOA

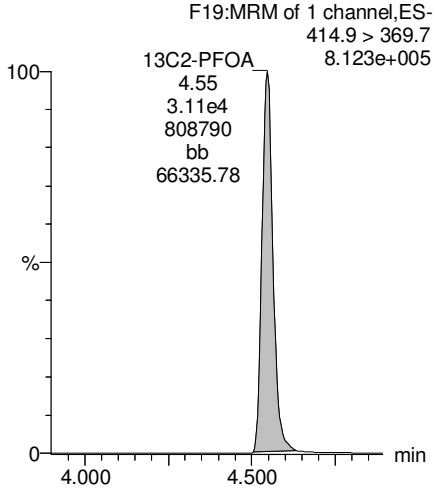

13C5-PFNA

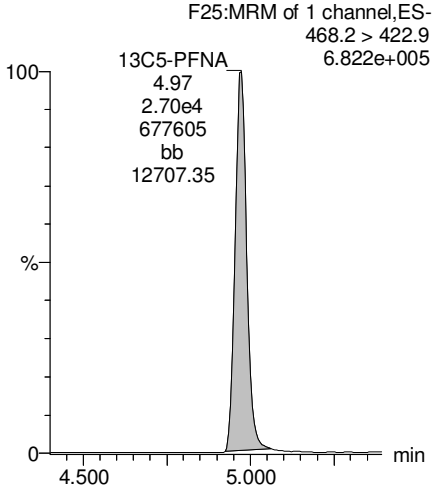

13C8-PFOS

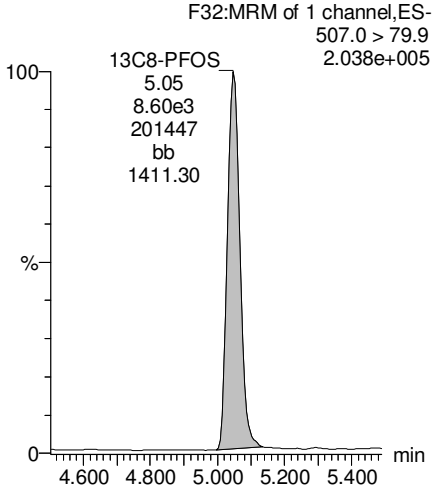

13C2-PFDA

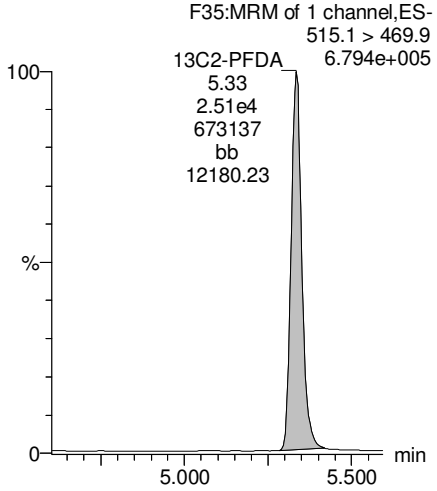

AC 1/4/2018

Dataset: U:\Q4.PRO\results\171220M3\171220M3-32.qld

Last Altered: Thursday, January 04, 2018 11:07:14 Pacific Standard Time
Printed: Thursday, January 04, 2018 11:08:20 Pacific Standard Time

Name: 171220M3_32, Date: 21-Dec-2017, Time: 07:30:24, ID: B7K0141-BS1 OPR 0.125, Description: OPR

PFUdA

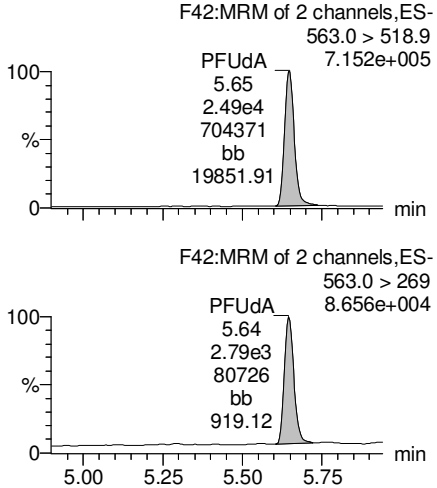

N-MeFOSAA

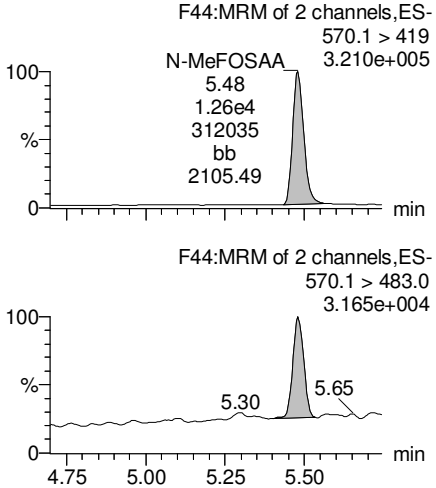

N-EtFOSAA

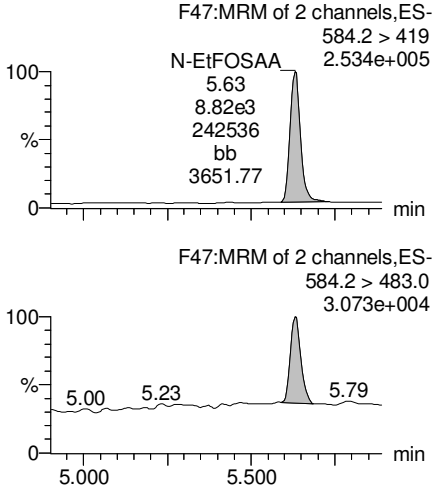

PFDoA

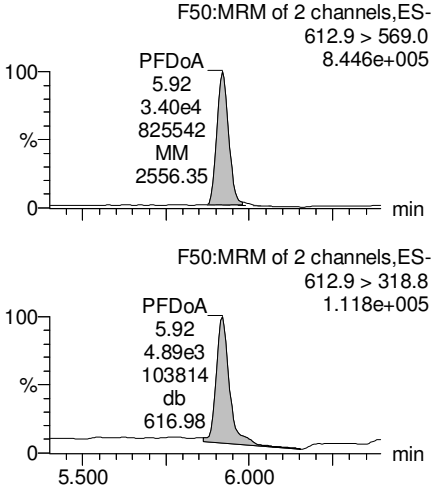

13C2-PFUdA

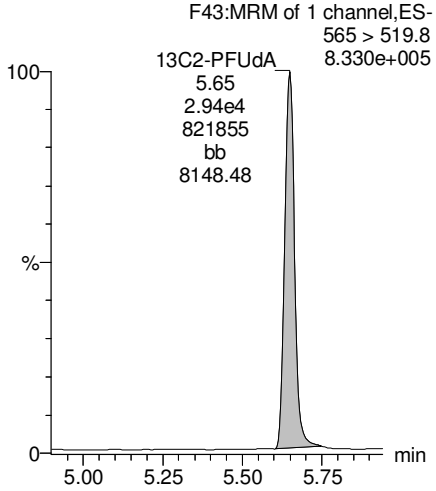

d3-N-MeFOSAA

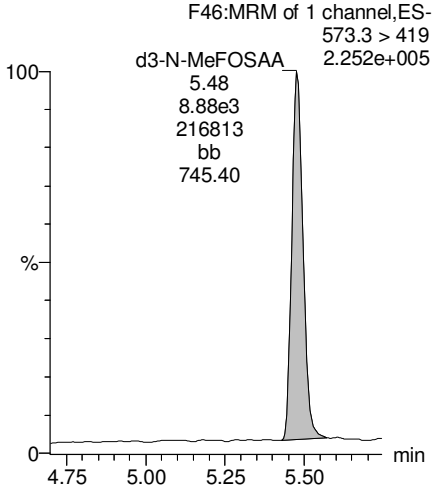

d5-N-EtFOSAA

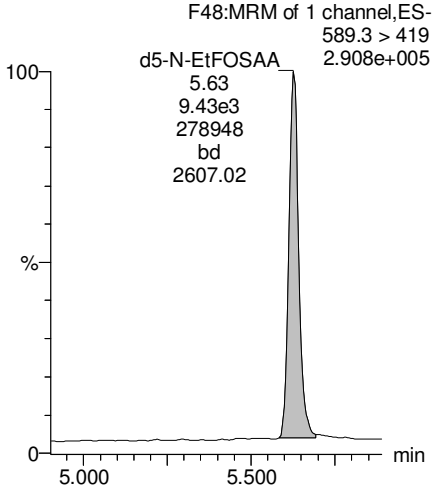

13C2-PFDoA

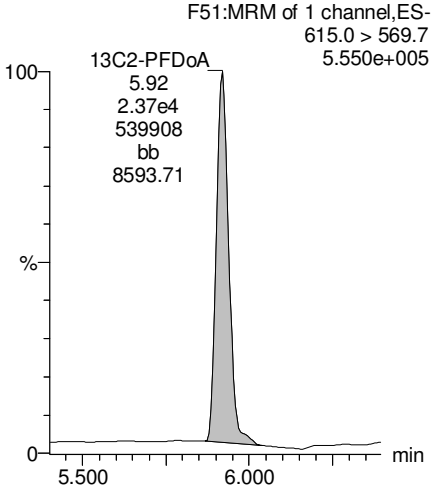

AC 1/4/2018

Dataset: U:\Q4.PRO\results\171220M3\171220M3-32.qld

Last Altered: Thursday, January 04, 2018 11:07:14 Pacific Standard Time
Printed: Thursday, January 04, 2018 11:08:20 Pacific Standard Time

Name: 171220M3_32, Date: 21-Dec-2017, Time: 07:30:24, ID: B7K0141-BS1 OPR 0.125, Description: OPR

PFTrDA

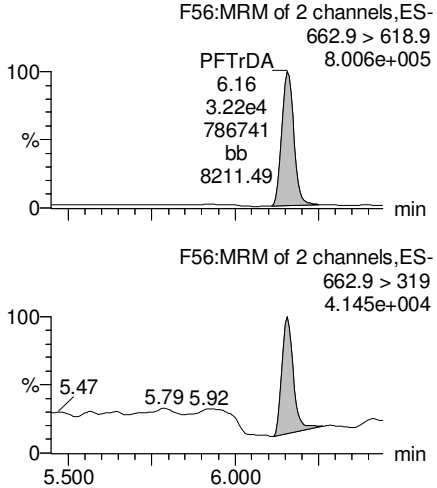

PFTeDA

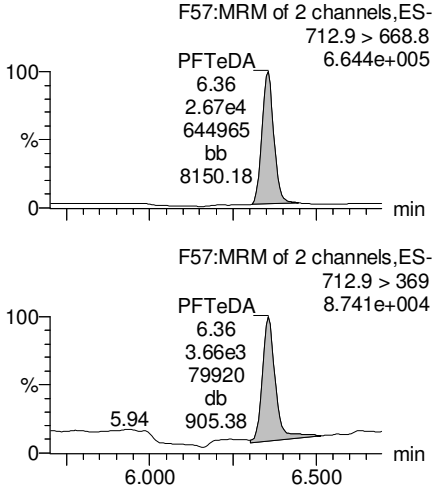

TCDA

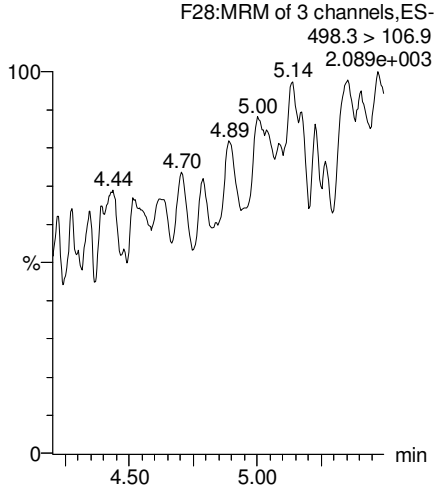

13C5-PFHxA

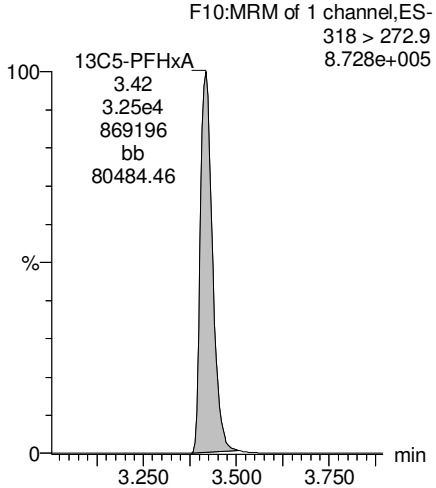

13C2-PFDoA

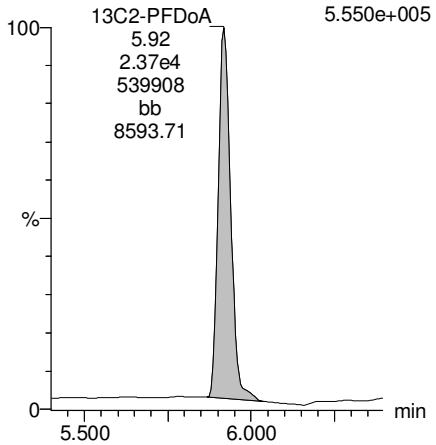

13C2-PFTeDA

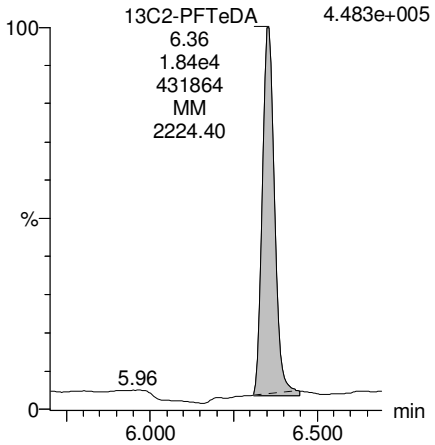

13C8-PFOS

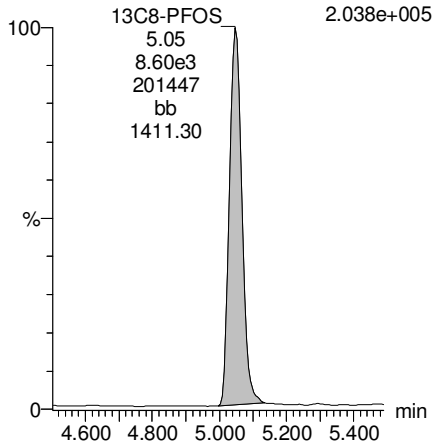

13C8-PFOA

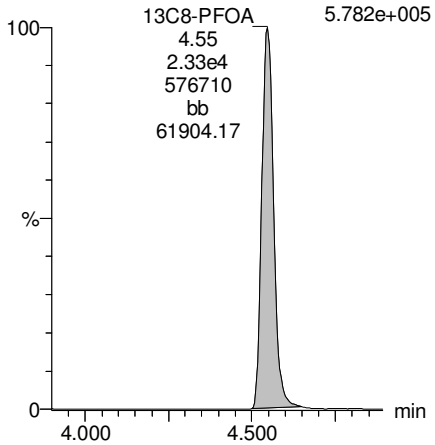

AC 1/4/2018

Dataset: U:\Q4.PRO\results\171220M3\171220M3-32.qld

Last Altered: Thursday, January 04, 2018 11:07:14 Pacific Standard Time
Printed: Thursday, January 04, 2018 11:08:20 Pacific Standard Time

Name: 171220M3_32, Date: 21-Dec-2017, Time: 07:30:24, ID: B7K0141-BS1 OPR 0.125, Description: OPR

13C3-PFHxS

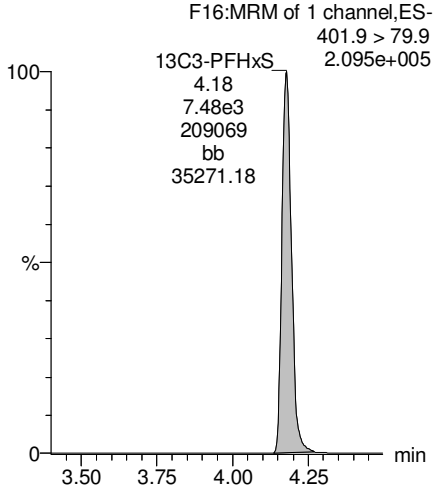

13C9-PFNA

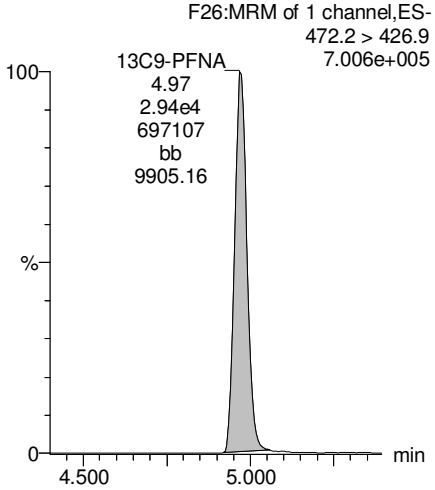

13C4-PFOS

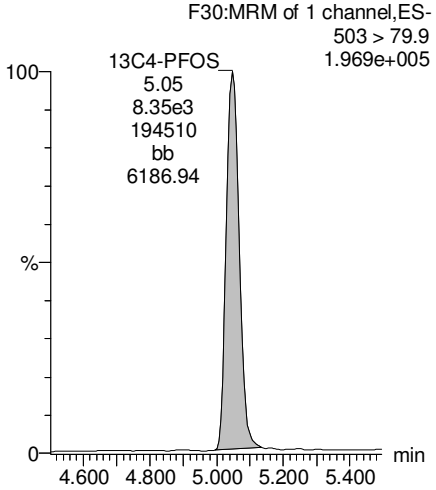

13C6-PFDA

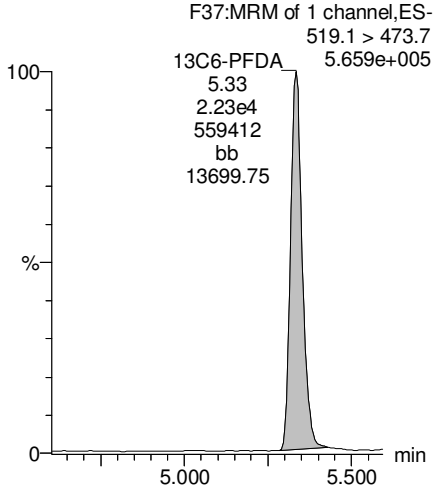

13C7-PFUdA

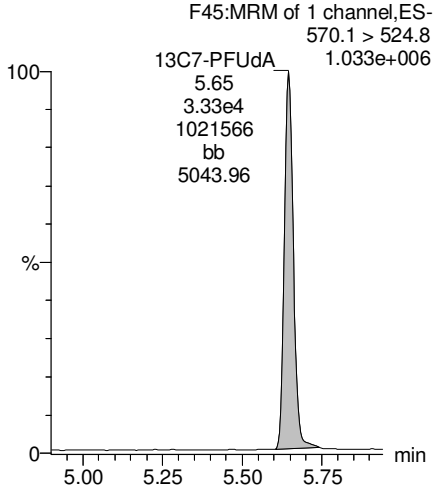

AC 1/4/2018

Vista Analytical Laboratory

Rev'd: MM 1/5/18

Dataset: U:\Q4.PRO\results\171220M3\171220M3-33.qld

Last Altered: Thursday, January 04, 2018 11:11:53 Pacific Standard Time
Printed: Thursday, January 04, 2018 11:13:42 Pacific Standard Time

Method: U:\Q4.PRO\MethDB\PFAS_FULL_80C_122017.mdb 23 Dec 2017 14:44:32
Calibration: U:\Q4.PRO\CurveDB\C18_VAL-PFAS_Q4_12-20-17_OLDRS.cdb 21 Dec 2017 13:42:26

Name: 171220M3_33, Date: 21-Dec-2017, Time: 07:41:35, ID: B7K0141-BSD1 LCS Dup 0.125, Description: LCS Dup

	#	Name	Trace	Area	IS Area	Wt./Vol.	RRF	Pred.RT	RT	y Axis Resp.	Conc.	%Rec
1	3	PFBS	299.0 > 79.7	6.50e3	3.93e3	0.125		3.05	2.92	41.3	170.8296	106.8
2	4	PFHxA	313.2 > 268.9	3.05e4	1.01e4	0.125		3.55	3.42	30.3	195.5513	122.2
3	5	PFHpA	363.0 > 318.9	2.21e4	2.00e4	0.125		4.18	4.04	27.6	176.6586	110.4
4	6	L-PFHxS	398.9 > 79.6	4.91e3	2.89e3	0.125		4.10	4.18	42.6	188.4717	117.8
5	9	L-PFOA	413 > 368.7	2.48e4	2.95e4	0.125		4.52	4.54	21.0	187.9778	117.5
6	12	PFNA	463.0 > 418.8	3.14e4	2.43e4	0.125		5.10	4.97	32.4	173.8699	108.7
7	14	L-PFOS	499 > 79.9	6.75e3	7.30e3	0.125		5.05	5.05	23.1	188.1164	117.6
8	16	PFDA	513 > 468.8	2.76e4	2.25e4	0.125		5.47	5.33	30.7	200.3246	125.2
9	18	N-MeFOSAA	570.1 > 419	1.54e4	9.62e3	0.125		5.60	5.48	40.0	164.4031	102.8
10	19	N-EtFOSAA	584.2 > 419	9.27e3	9.70e3	0.125		5.76	5.63	23.9	172.7533	108.0
11	20	PFUdA	563.0 > 518.9	2.38e4	2.83e4	0.125		5.78	5.64	21.0	176.9750	110.6
12	22	PFDoA	612.9 > 569.0	2.23e4	1.89e4	0.125		6.06	5.92	29.5	182.3404	114.0

AC 1/4/2018

Vista Analytical Laboratory

Rev'd: MM 1/5/18

Dataset: U:\Q4.PRO\results\171220M3\171220M3-33.qld

Last Altered: Thursday, January 04, 2018 11:11:53 Pacific Standard Time
Printed: Thursday, January 04, 2018 11:13:55 Pacific Standard Time

Method: U:\Q4.PRO\MethDB\PFAS_FULL_80C_122017.mdb 23 Dec 2017 14:44:32
Calibration: U:\Q4.PRO\CurveDB\C18_VAL-PFAS_Q4_12-20-17_OLDRS.cdb 21 Dec 2017 13:42:26

Name: 171220M3_33, Date: 21-Dec-2017, Time: 07:41:35, ID: B7K0141-BSD1 LCS Dup 0.125, Description: LCS Dup

	#	Name	Trace	Area	IS Area	Wt./Vol.	RRF	Pred.RT	RT	y Axis Resp.	Conc.	%Rec
1	24	PFTrDA	662.9 > 618.9	3.08e4	1.89e4	0.125		6.25	6.16	40.7	198.0894	123.8
2	25	PFTeDA	712.9 > 668.8	2.74e4	1.73e4	0.125		6.46	6.36	39.6	243.7094	152.3
3	33	13C3-PFBS	302. > 98.8	3.93e3	3.45e4	0.125	0.101	3.05	2.92	2.85	225.5359	112.8
4	34	13C2-PFHxA	315 > 269.8	1.01e4	3.45e4	0.125	0.718	3.55	3.42	7.30	81.3316	101.7
5	35	13C4-PFHpA	367.2 > 321.8	2.00e4	3.45e4	0.125	0.557	4.18	4.04	14.5	207.9888	104.0
6	36	18O2-PFHxS	403.0 > 102.6	2.89e3	7.04e3	0.125	0.415	4.10	4.18	10.2	197.4182	98.7
7	37	13C2-6:2 FTS	429.1 > 408.9	7.80e3	2.31e4	0.125	0.371	4.63	4.49	8.42	181.4722	90.7
8	38	13C2-PFOA	414.9 > 369.7	2.95e4	2.31e4	0.125	1.263	4.52	4.54	31.9	201.9911	101.0
9	39	13C5-PFNA	468.2 > 422.9	2.43e4	2.34e4	0.125	0.858	5.10	4.97	26.0	242.2090	121.1
10	40	13C8-PFOSA	506.1 > 77.7	5.57e3	3.23e4	0.125	0.258	4.81	5.02	4.31	133.5645	66.8
11	41	13C8-PFOS	507.0 > 79.9	7.30e3	8.07e3	0.125	0.939	5.20	5.04	22.6	192.7552	96.4
12	42	13C2-PFDA	515.1 > 469.9	2.25e4	2.19e4	0.125	1.033	5.47	5.33	25.7	198.7053	99.4
13	43	13C2-8:2 FTS	529.1 > 508.7	5.55e3	3.45e4	0.125	0.151	5.44	5.31	4.02	212.9195	106.5
14	44	d3-N-MeFOSAA	573.3 > 419	9.62e3	3.23e4	0.125	0.302	5.60	5.48	7.44	196.8491	98.4
15	45	d5-N-EtFOSAA	589.3 > 419	9.70e3	3.23e4	0.125	0.364	5.60	5.62	7.51	165.0710	82.5
16	46	13C2-PFUdA	565 > 519.8	2.83e4	3.23e4	0.125	1.079	5.78	5.64	21.9	162.1496	81.1
17	47	13C2-PFDoA	615.0 > 569.7	1.89e4	3.23e4	0.125	0.808	6.05	5.92	14.6	144.9848	72.5
18	49	13C2-PFTeDA	714.8 > 669.6	1.73e4	3.23e4	0.125	0.821	6.46	6.36	13.4	130.3871	65.2
19	55	13C5-PFHxA	318 > 272.9	3.45e4	3.45e4	0.125	1.000	3.55	3.42	25.0	200.0000	100.0
20	56	13C3-PFHxS	401.9 > 79.9	7.04e3	7.04e3	0.125	1.000	4.30	4.18	25.0	200.0000	100.0
21	57	13C8-PFOA	421.3 > 376	2.31e4	2.31e4	0.125	1.000	4.68	4.54	25.0	200.0000	100.0
22	58	13C9-PFNA	472.2 > 426.9	2.34e4	2.34e4	0.125	1.000	5.10	4.97	25.0	200.0000	100.0
23	59	13C4-PFOS	503 > 79.9	8.07e3	8.07e3	0.125	1.000	5.20	5.05	25.0	200.0000	100.0
24	60	13C6-PFDA	519.1 > 473.7	2.19e4	2.19e4	0.125	1.000	5.47	5.33	25.0	200.0000	100.0
25	61	13C7-PFUdA	570.1 > 524.8	3.23e4	3.23e4	0.125	1.000	5.44	5.65	25.0	200.0000	100.0
26	62	Total PFHxS	398.9 > 79.6	4.91e3	2.89e3	0.125		4.20		42.6	188.4717	
27	63	Total PFOA	413 > 368.7	2.48e4	2.95e4	0.125		4.60		21.0	187.9778	
28	64	Total PFOS	499 > 79.9	6.75e3	7.30e3	0.125		5.10		23.1	188.1164	
29	65	Total N-MeFOSAA	570.1 > 419	1.54e4	9.62e3	0.125		5.50		40.0	164.4031	
30	66	Total N-EtFOSAA	584.2 > 419	9.27e3	9.70e3	0.125		5.50		23.9	172.7533	

AC 1/4/2018

Vista Analytical Laboratory

Rev'd: MM 1/5/18

Dataset: U:\Q4.PRO\results\171220M3\171220M3-33.qld

Last Altered: Thursday, January 04, 2018 11:11:53 Pacific Standard Time
Printed: Thursday, January 04, 2018 11:13:55 Pacific Standard Time

Method: U:\Q4.PRO\MethDB\PFAS_FULL_80C_122017.mdb 23 Dec 2017 14:44:32
Calibration: U:\Q4.PRO\CurveDB\C18_VAL-PFAS_Q4_12-20-17_OLDRS.cdb 21 Dec 2017 13:42:26

Name: 171220M3_33, Date: 21-Dec-2017, Time: 07:41:35, ID: B7K0141-BSD1 LCS Dup 0.125, Description: LCS Dup

PFBS

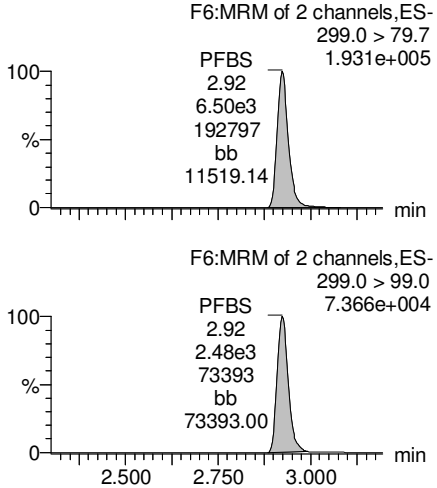

PFHxA

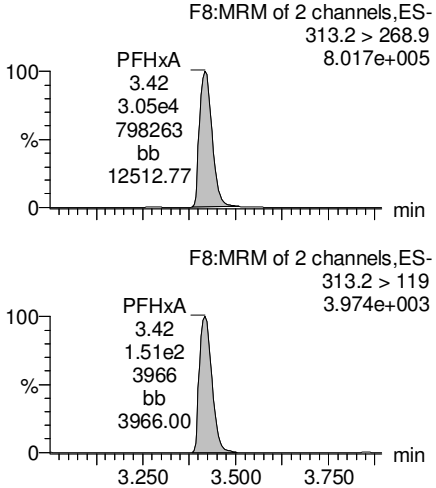

PFHpA

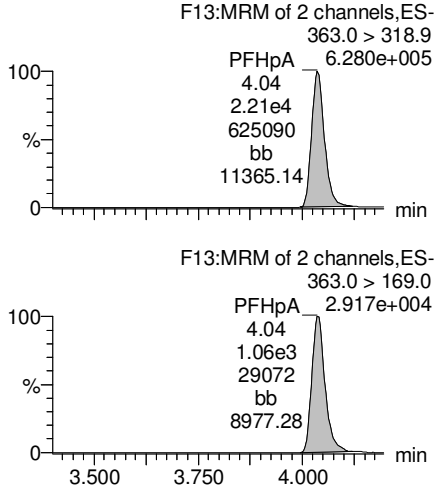

Total PFHxS

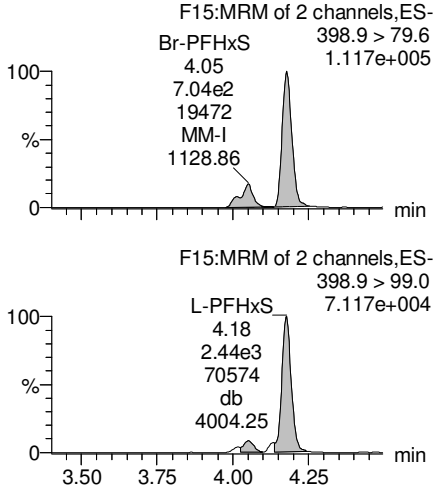

13C3-PFBS

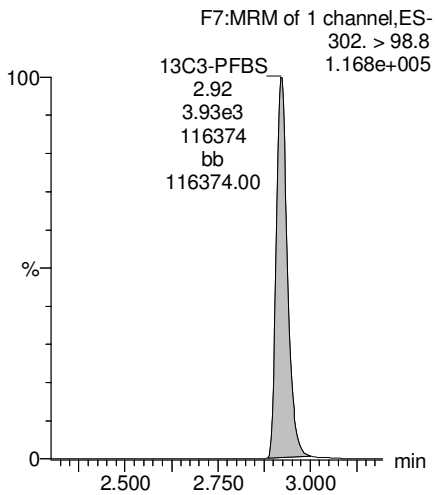

13C2-PFHxA

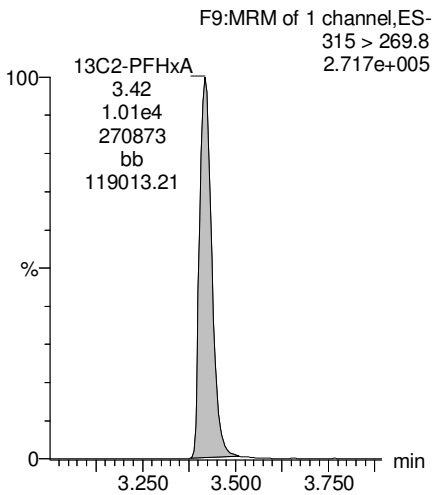

13C4-PFHpA

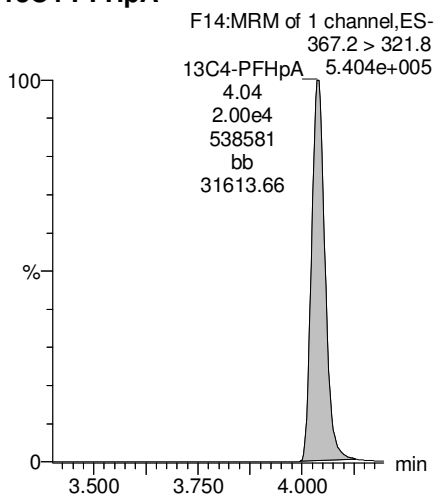

18O2-PFHxS

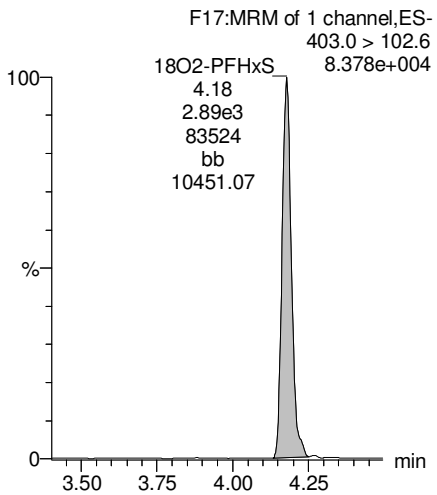

AC 1/4/2018

Dataset: U:\Q4.PRO\results\171220M3\171220M3-33.qld

Last Altered: Thursday, January 04, 2018 11:11:53 Pacific Standard Time
Printed: Thursday, January 04, 2018 11:13:55 Pacific Standard Time

Name: 171220M3_33, Date: 21-Dec-2017, Time: 07:41:35, ID: B7K0141-BSD1 LCS Dup 0.125, Description: LCS Dup

Total PFOA

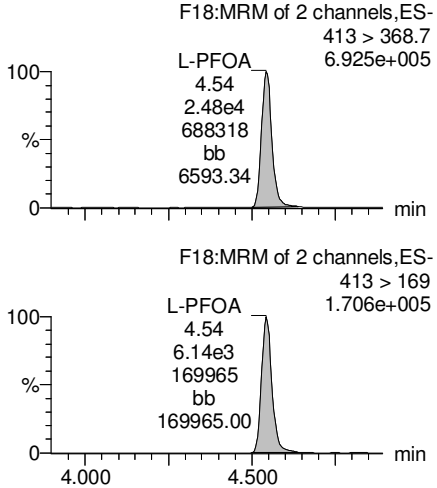

PFNA

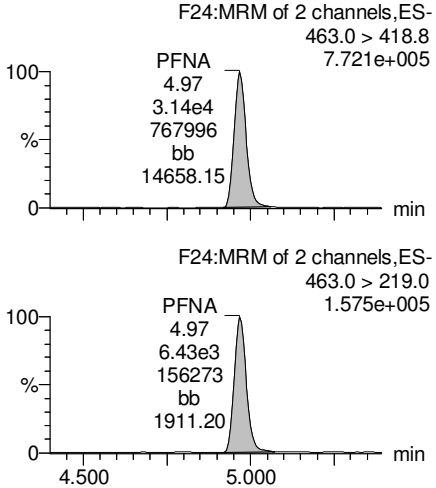

Total PFOS

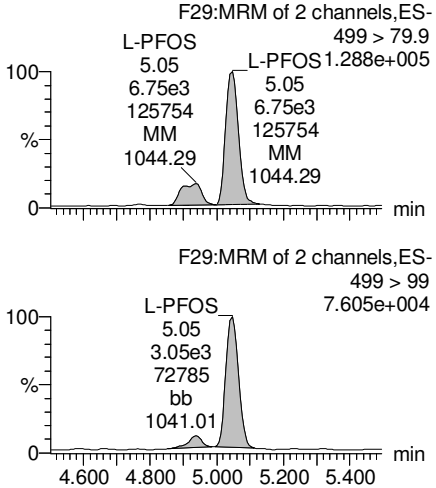

PFDA

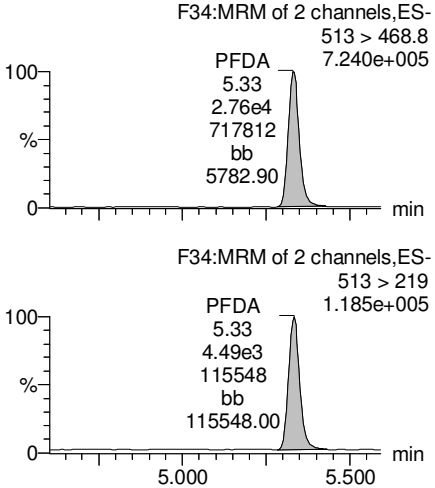

13C2-PFOA

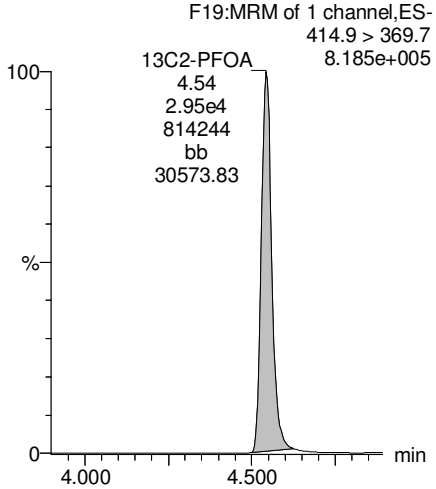

13C5-PFNA

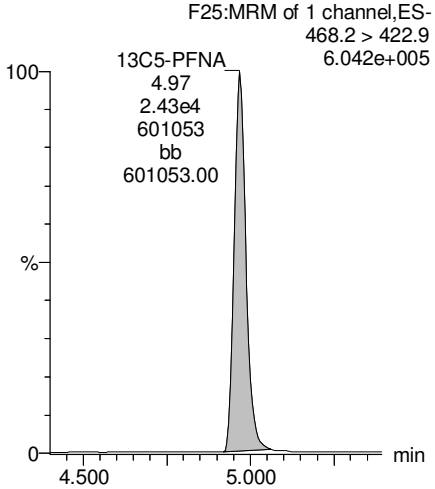

13C8-PFOS

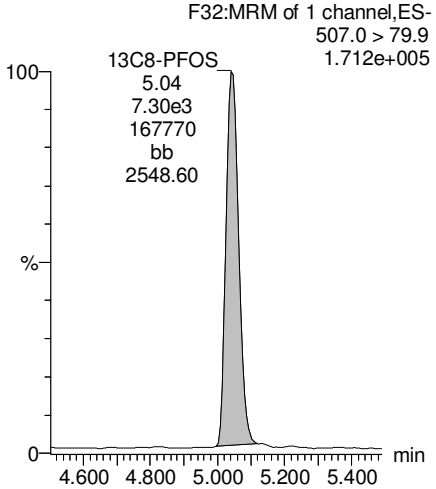

13C2-PFDA

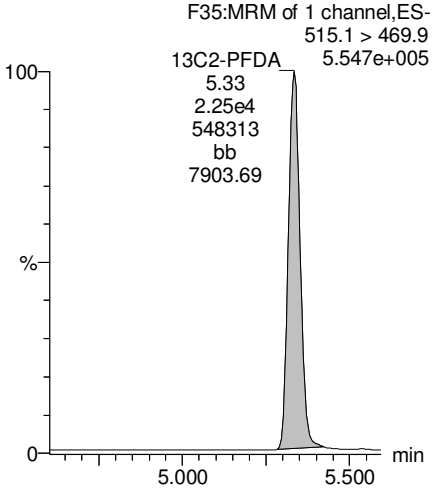

AC 1/4/2018

Dataset: U:\Q4.PRO\results\171220M3\171220M3-33.qld

Last Altered: Thursday, January 04, 2018 11:11:53 Pacific Standard Time
Printed: Thursday, January 04, 2018 11:13:55 Pacific Standard Time

Name: 171220M3_33, Date: 21-Dec-2017, Time: 07:41:35, ID: B7K0141-BSD1 LCS Dup 0.125, Description: LCS Dup

PFUdA

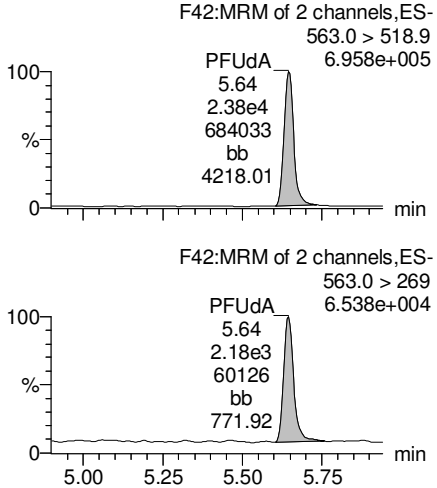

N-MeFOSAA

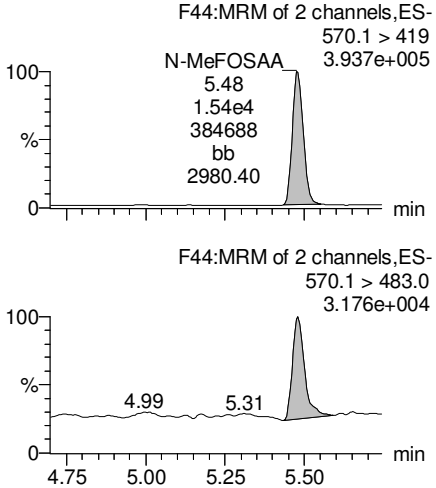

N-EtFOSAA

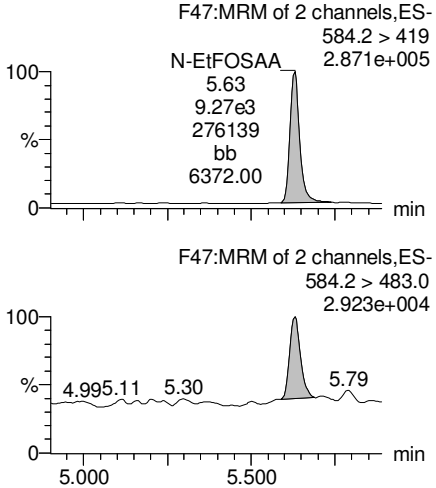

PFDoA

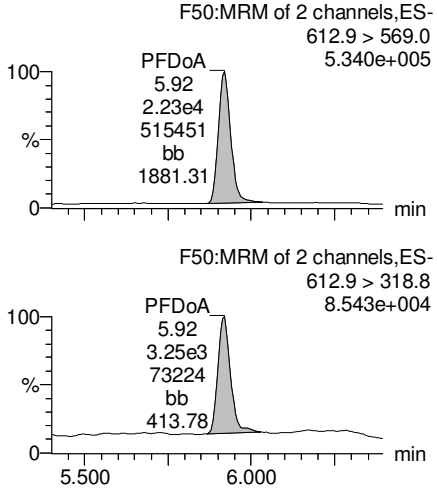

13C2-PFUdA

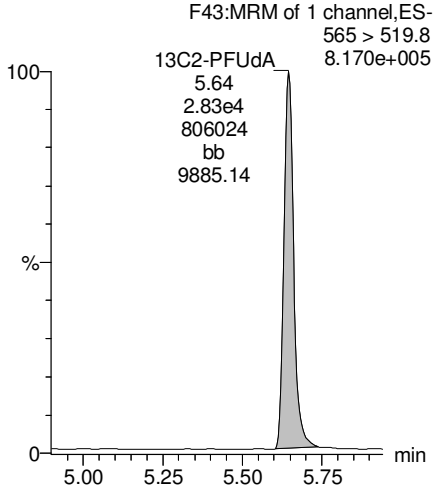

d3-N-MeFOSAA

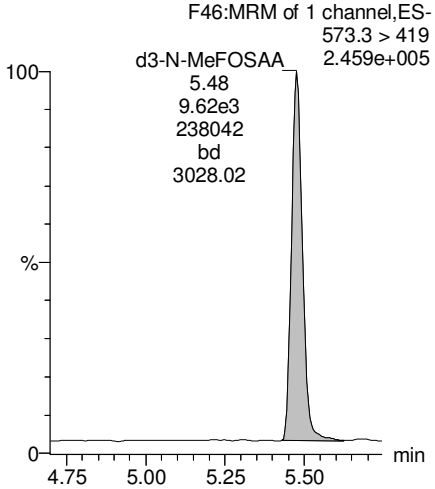

d5-N-EtFOSAA

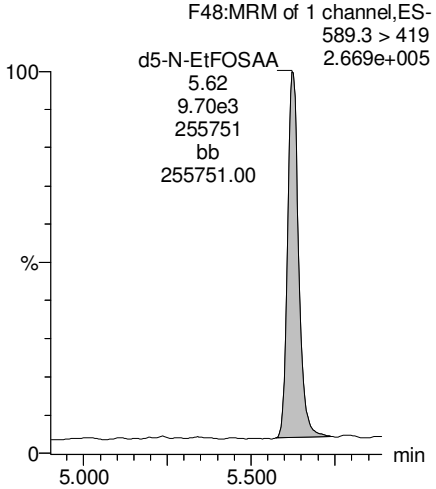

13C2-PFDoA

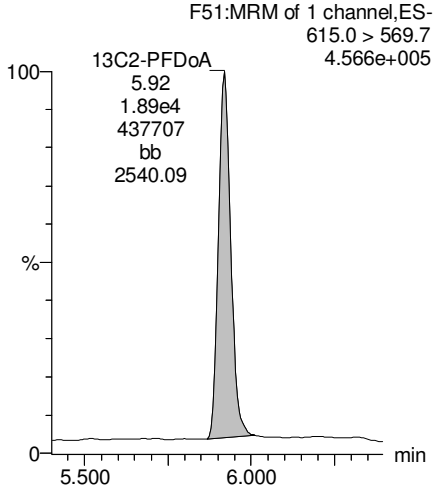

AC 1/4/2018

Vista Analytical Laboratory

Rev'd: MM 1/5/18

Dataset: U:\Q4.PRO\results\171220M3\171220M3-33.qld

Last Altered: Thursday, January 04, 2018 11:11:53 Pacific Standard Time
Printed: Thursday, January 04, 2018 11:13:55 Pacific Standard Time

Name: 171220M3_33, Date: 21-Dec-2017, Time: 07:41:35, ID: B7K0141-BSD1 LCS Dup 0.125, Description: LCS Dup

PFTrDA

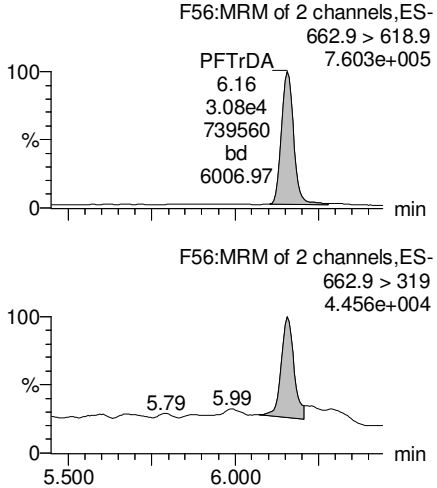

PFTeDA

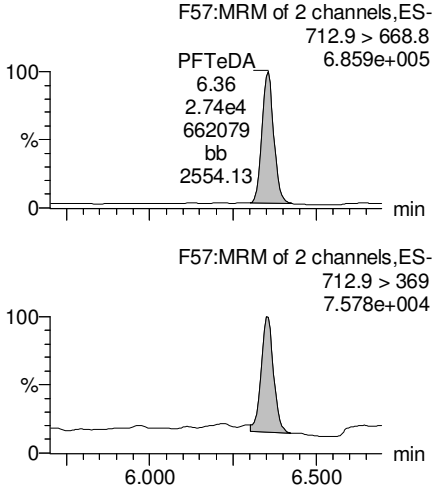

TCDA

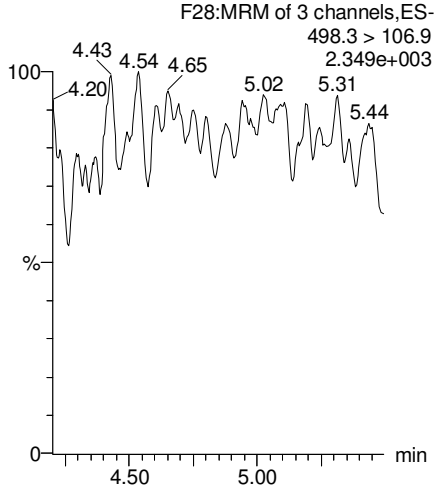

13C5-PFHxA

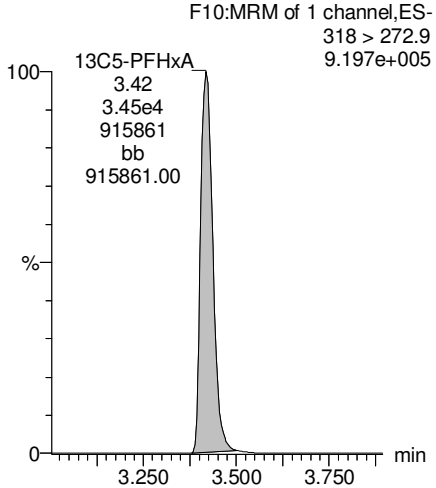

13C2-PFDoA

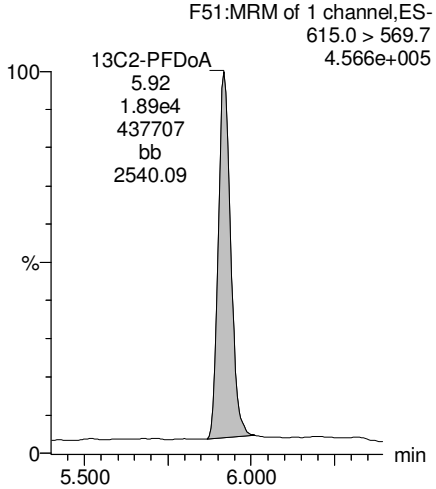

13C2-PFTeDA

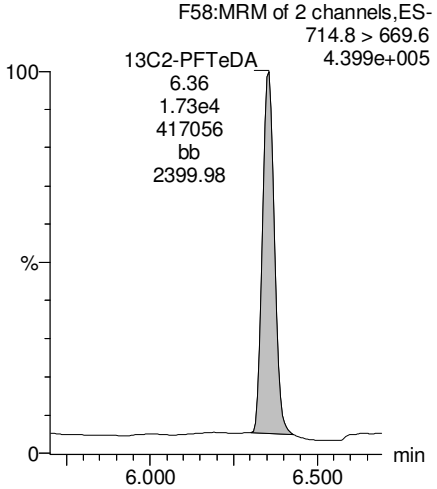

13C8-PFOS

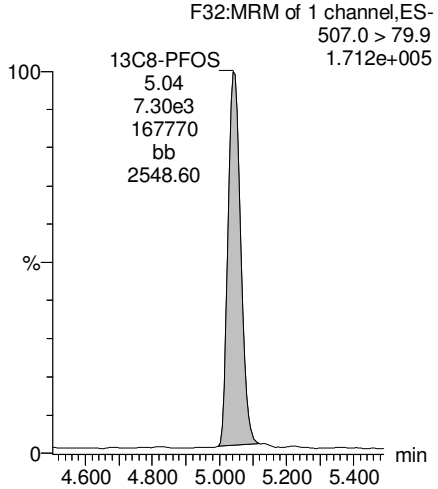

13C8-PFOA

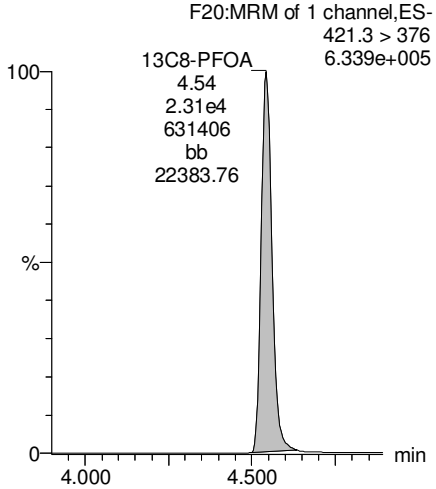

AC 1/4/2018

Dataset: U:\Q4.PRO\results\171220M3\171220M3-33.qld

Last Altered: Thursday, January 04, 2018 11:11:53 Pacific Standard Time
Printed: Thursday, January 04, 2018 11:13:55 Pacific Standard Time

Name: 171220M3_33, Date: 21-Dec-2017, Time: 07:41:35, ID: B7K0141-BSD1 LCS Dup 0.125, Description: LCS Dup

13C3-PFHxS

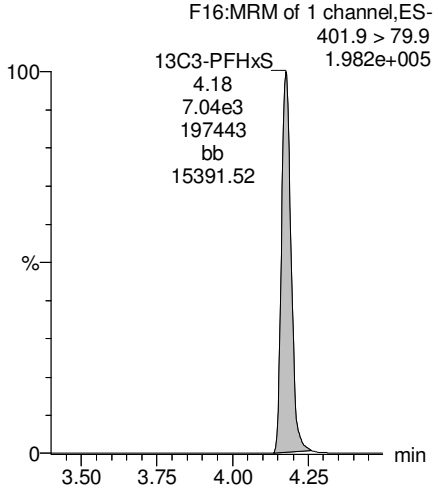

13C9-PFNA

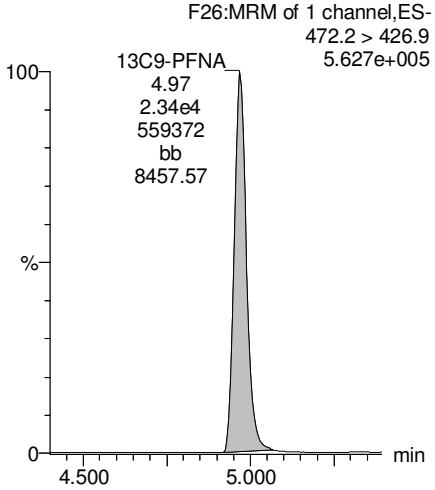

13C4-PFOS

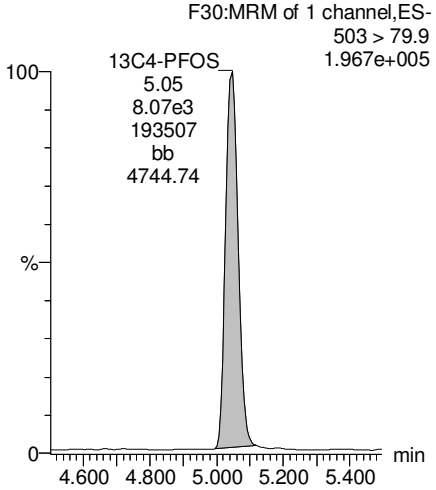

13C6-PFDA

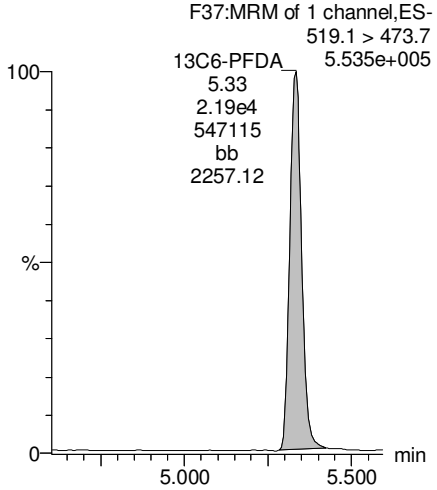

13C7-PFUdA

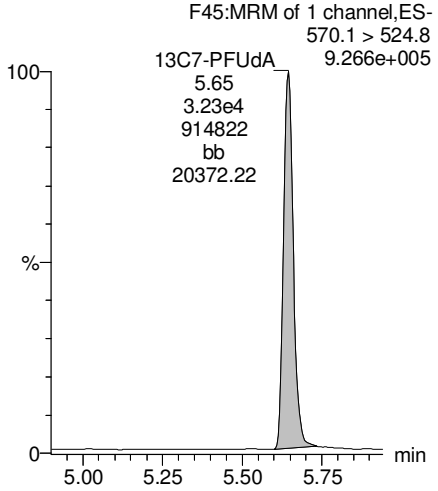

AC 1/4/2018

Vista Analytical Laboratory

Rev'd: MM 1/5/18

Dataset: U:\Q4.PRO\results\171222M2\171222M2-17.qld

Last Altered: Saturday, December 23, 2017 15:48:25 Pacific Standard Time
Printed: Friday, January 05, 2018 08:26:10 Pacific Standard Time

Method: U:\Q4.PRO\MethDB\PFAS_FULL_80C_122017.mdb 23 Dec 2017 14:44:32
Calibration: U:\Q4.PRO\CurveDB\C18_VAL-PFAS_Q4_12-22-17_OLDISRS.cdb 23 Dec 2017 13:25:20

Name: 171222M2_17, Date: 22-Dec-2017, Time: 19:42:57, ID: B7K0143-BLK1 Method Blank 0.125, Description: Method Blank

	#	Name	Trace	Area	IS Area	Wt./Vol.	RRF	Pred.RT	RT	y Axis Resp.	Conc.	%Rec
1	3	PFBS	299.0 > 79.7		9.40e2	0.125		3.05				
2	4	PFHxA	313.2 > 268.9		2.69e3	0.125		3.55				
3	5	PFHpA	363.0 > 318.9		5.05e3	0.125		4.18				
4	6	L-PFHxS	398.9 > 79.6		8.61e2	0.125		4.10				
5	9	L-PFOA	413 > 368.7	1.76e2	6.94e3	0.125		4.52	4.40	0.318		
6	12	PFNA	463.0 > 418.8		6.20e3	0.125		5.10				
7	14	L-PFOS	499 > 79.9		2.08e3	0.125		4.96				
8	16	PFDA	513 > 468.8		5.89e3	0.125		5.47				
9	18	N-MeFOSAA	570.1 > 419		2.05e3	0.125		5.60				
10	19	N-EtFOSAA	584.2 > 419		2.30e3	0.125		5.76				
11	20	PFUdA	563.0 > 518.9		7.35e3	0.125		5.78				
12	22	PFDoA	612.9 > 569.0		4.07e3	0.125		6.06				

MJT FOR GM1/5/2018

Vista Analytical Laboratory

Rev'd: MM 1/5/18

Dataset: U:\Q4.PRO\results\171222M2\171222M2-17.qld

Last Altered: Saturday, December 23, 2017 15:48:25 Pacific Standard Time
Printed: Friday, January 05, 2018 08:26:35 Pacific Standard Time

Method: U:\Q4.PRO\MethDB\PFAS_FULL_80C_122017.mdb 23 Dec 2017 14:44:32
Calibration: U:\Q4.PRO\CurveDB\C18_VAL-PFAS_Q4_12-22-17_OLDISRS.cdb 23 Dec 2017 13:25:20

Name: 171222M2_17, Date: 22-Dec-2017, Time: 19:42:57, ID: B7K0143-BLK1 Method Blank 0.125, Description: Method Blank

	#	Name	Trace	Area	IS Area	Wt./Vol.	RRF	Pred.RT	RT	y Axis Resp.	Conc.	%Rec
1	24	PFTrDA	662.9 > 618.9		4.07e3	0.125		6.25				
2	25	PFTeDA	712.9 > 668.8		4.14e3	0.125		6.46				
3	31	13C3-PFBA	216.1 > 171.8	5.47e3	6.52e3	0.125	0.862	1.80	1.53	10.5	97.3730	97.4
4	32	13C3-PFPeA	266. > 221.8	7.65e3	9.37e3	0.125	0.847	2.55	2.50	10.2	96.4904	96.5
5	33	13C3-PFBS	302. > 98.8	9.40e2	9.37e3	0.125	0.104	3.05	2.77	1.25	96.7392	96.7
6	34	13C2-PFHxA	315 > 269.8	2.69e3	9.37e3	0.125	0.728	3.55	3.27	3.58	39.4152	98.5
7	35	13C4-PFHpA	367.2 > 321.8	5.05e3	9.37e3	0.125	0.576	4.18	3.89	6.73	93.5109	93.5
8	36	18O2-PFHxS	403.0 > 102.6	8.61e2	2.21e3	0.125	0.422	4.10	4.03	4.88	92.3998	92.4
9	37	13C2-6:2 FTS	429.1 > 408.9	1.96e3	6.62e3	0.125	0.308	4.63	4.35	3.70	95.9049	95.9
10	38	13C2-PFOA	414.9 > 369.7	6.94e3	6.62e3	0.125	1.220	4.52	4.40	13.1	85.8760	85.9
11	39	13C5-PFNA	468.2 > 422.9	6.20e3	8.29e3	0.125	0.914	5.10	4.83	9.35	81.8313	81.8
12	40	13C8-PFOSA	506.1 > 77.7	1.37e3	8.83e3	0.125	0.301	4.81	4.88	1.94	51.6661	51.7
13	41	13C8-PFOS	507.0 > 79.9	2.08e3	1.78e3	0.125	0.989	5.20	4.91	14.6	118.2372	118.2
14	42	13C2-PFDA	515.1 > 469.9	5.89e3	6.69e3	0.125	1.249	5.47	5.20	11.0	70.5911	70.6
15	43	13C2-8:2 FTS	529.1 > 508.7	1.23e3	9.37e3	0.125	0.147	5.44	5.17	1.64	89.0860	89.1
16	44	d3-N-MeFOSAA	573.3 > 419	2.05e3	8.83e3	0.125	0.336	5.60	5.34	2.91	69.2387	69.2
17	45	d5-N-EtFOSAA	589.3 > 419	2.30e3	8.83e3	0.125	0.417	5.60	5.49	3.25	62.4649	62.5
18	46	13C2-PFUdA	565 > 519.8	7.35e3	8.83e3	0.125	1.034	5.78	5.51	10.4	80.5426	80.5
19	47	13C2-PFDoA	615.0 > 569.7	4.07e3	8.83e3	0.125	0.722	6.05	5.79	5.76	63.8423	63.8
20	49	13C2-PFTeDA	714.8 > 669.6	4.14e3	8.83e3	0.125	0.627	6.46	6.24	5.86	74.7790	74.8
21	54	13C4-PFBA	217. > 171.8	6.52e3	6.52e3	0.125	1.000	1.80	1.54	12.5	100.0000	100.0
22	55	13C5-PFHxA	318 > 272.9	9.37e3	9.37e3	0.125	1.000	3.55	3.27	12.5	100.0000	100.0
23	56	13C3-PFHxS	401.9 > 79.9	2.21e3	2.21e3	0.125	1.000	4.30	4.03	12.5	100.0000	100.0
24	57	13C8-PFOA	421.3 > 376	6.62e3	6.62e3	0.125	1.000	4.68	4.40	12.5	100.0000	100.0
25	58	13C9-PFNA	472.2 > 426.9	8.29e3	8.29e3	0.125	1.000	5.10	4.83	12.5	100.0000	100.0
26	59	13C4-PFOS	503 > 79.9	1.78e3	1.78e3	0.125	1.000	5.20	4.91	12.5	100.0000	100.0
27	60	13C6-PFDA	519.1 > 473.7	6.69e3	6.69e3	0.125	1.000	5.47	5.20	12.5	100.0000	100.0
28	61	13C7-PFUdA	570.1 > 524.8	8.83e3	8.83e3	0.125	1.000	5.44	5.51	12.5	100.0000	100.0
29	62	Total PFHxS	398.9 > 79.6	0.00e0	8.61e2	0.125		4.20		0.000		
30	63	Total PFOA	413 > 368.7	1.76e2	6.94e3	0.125		4.60		0.000		
31	64	Total PFOS	499 > 79.9	0.00e0	2.08e3	0.125		5.10		0.000		
32	65	Total N-MeFOSAA	570.1 > 419	7.52e1	2.05e3	0.125		5.50		0.000		

MJT FOR GM1/5/2018

Dataset: U:\Q4.PRO\results\171222M2\171222M2-17.qld

Last Altered: Saturday, December 23, 2017 15:48:25 Pacific Standard Time
Printed: Friday, January 05, 2018 08:26:35 Pacific Standard Time

Name: 171222M2_17, Date: 22-Dec-2017, Time: 19:42:57, ID: B7K0143-BLK1 Method Blank 0.125, Description: Method Blank

	#	Name	Trace	Area	IS Area	Wt./Vol.	RRF	Pred.RT	RT	y Axis Resp.	Conc.	%Rec
33	66	Total N-EtFOSAA	584.2 > 419	0.00e0	2.30e3	0.125		5.50		0.000		

MJT FOR GM1/5/2018

Vista Analytical Laboratory

Rev'd: MM 1/5/18

Dataset: U:\Q4.PRO\results\171222M2\171222M2-17.qld

Last Altered: Saturday, December 23, 2017 15:48:25 Pacific Standard Time
Printed: Friday, January 05, 2018 08:26:35 Pacific Standard Time

Method: U:\Q4.PRO\MethDB\PFAS_FULL_80C_122017.mdb 23 Dec 2017 14:44:32
Calibration: U:\Q4.PRO\CurveDB\C18_VAL-PFAS_Q4_12-22-17_OLDISRS.cdb 23 Dec 2017 13:25:20

Name: 171222M2_17, Date: 22-Dec-2017, Time: 19:42:57, ID: B7K0143-BLK1 Method Blank 0.125, Description: Method Blank

PFBS

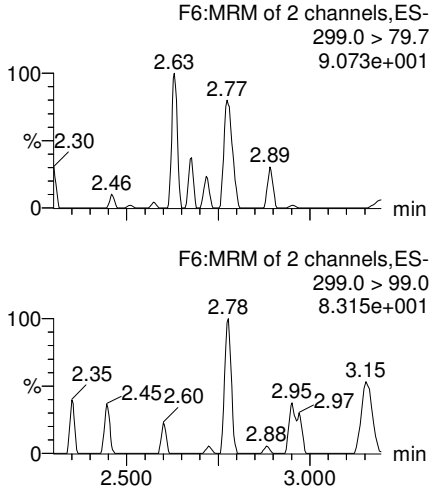

PFHxA

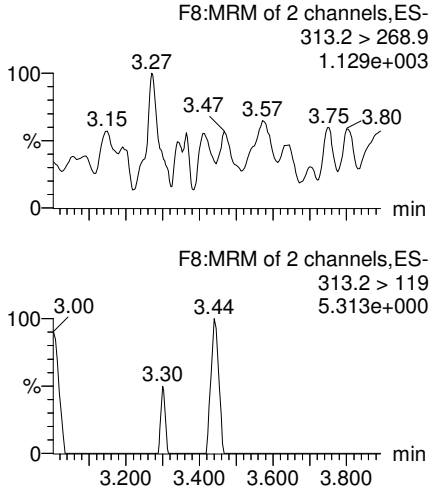

PFHpA

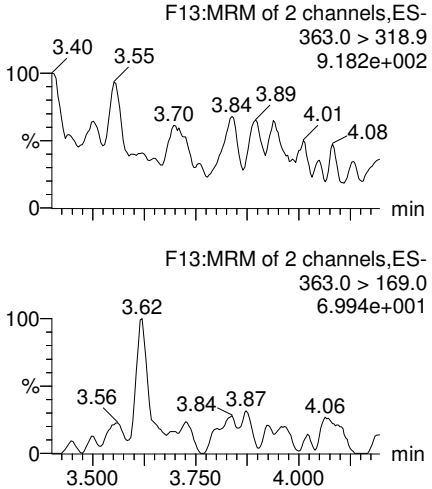

Total PFHxS

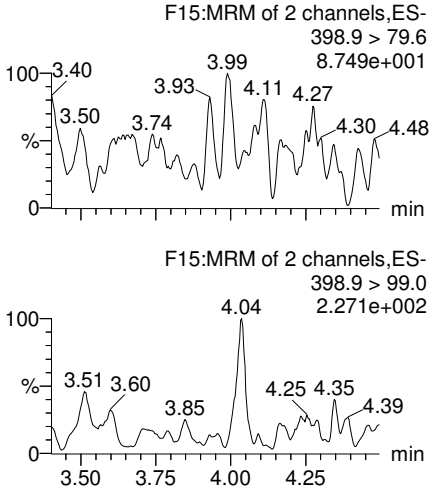

13C3-PFBS

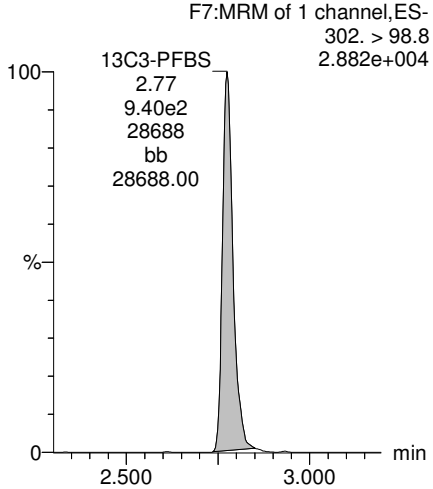

13C2-PFHxA

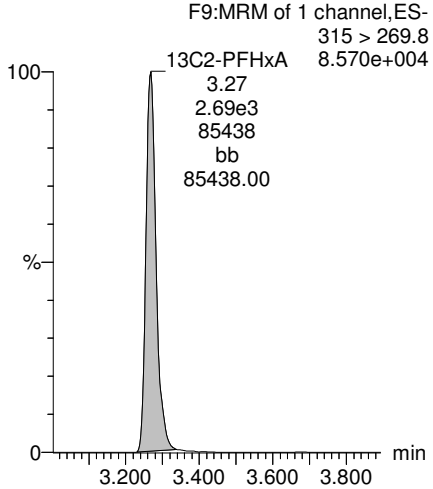

13C4-PFHpA

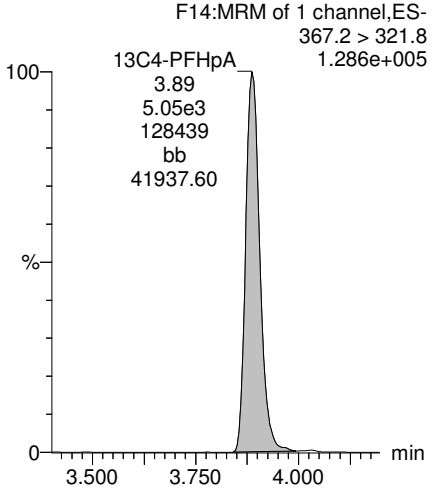

18O2-PFHxS

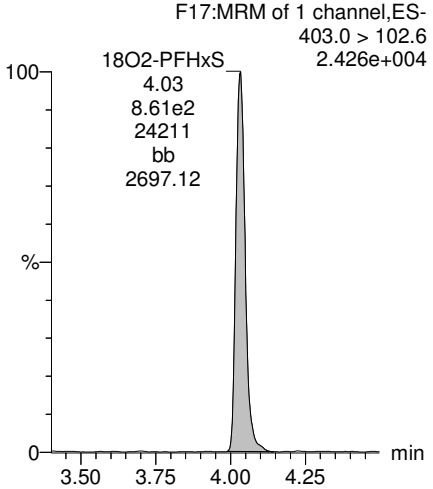

MJT FOR GM1/5/2018

Dataset: U:\Q4.PRO\results\171222M2\171222M2-17.qld

Last Altered: Saturday, December 23, 2017 15:48:25 Pacific Standard Time
Printed: Friday, January 05, 2018 08:26:35 Pacific Standard Time

Name: 171222M2_17, Date: 22-Dec-2017, Time: 19:42:57, ID: B7K0143-BLK1 Method Blank 0.125, Description: Method Blank

Total PFOA

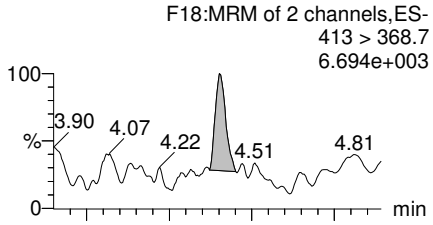

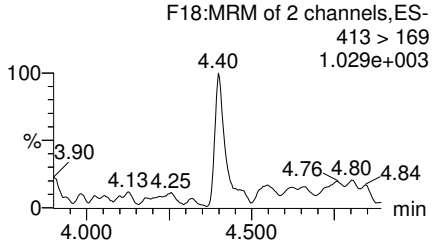

PFNA

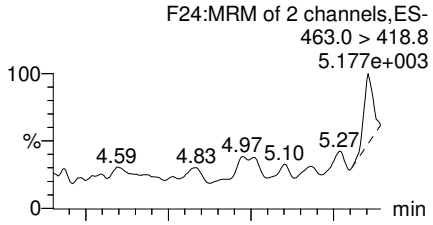

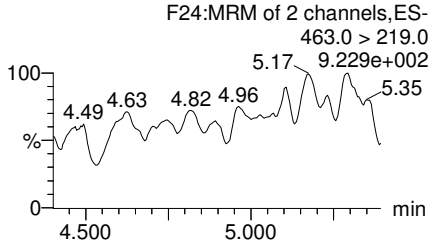

Total PFOS

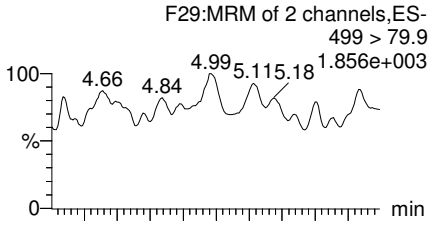

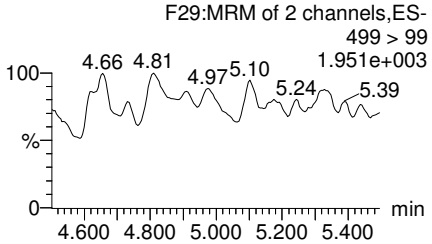

PFDA

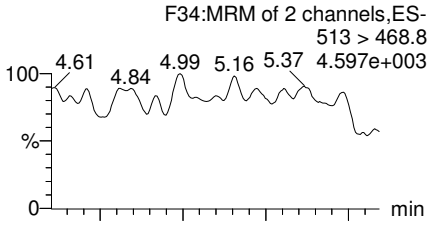

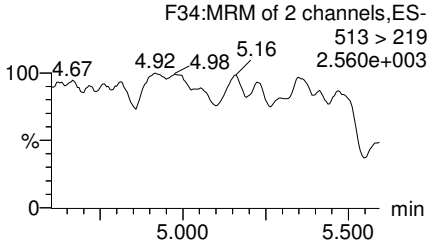

13C2-PFOA

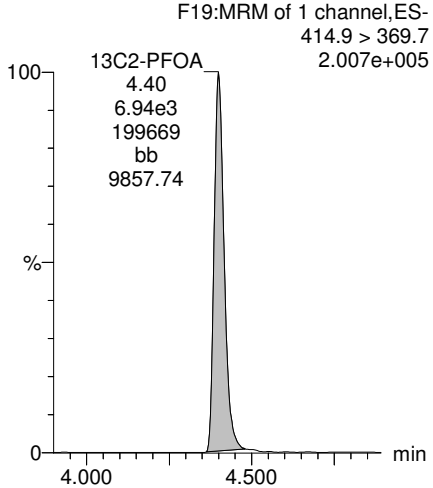

13C5-PFNA

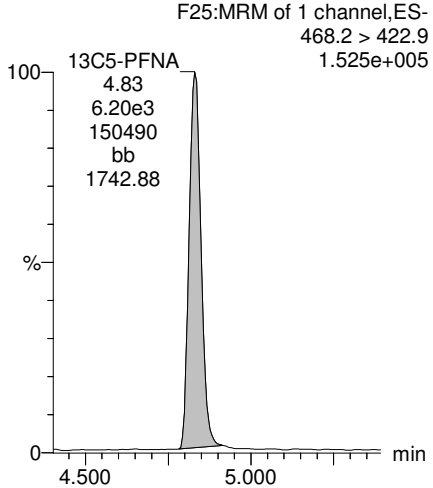

13C8-PFOS

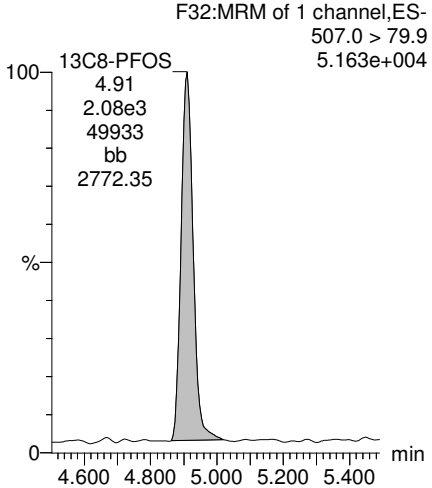

13C2-PFDA

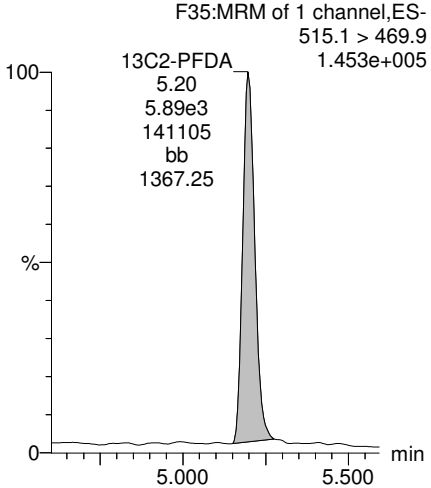

MJT FOR GM1/5/2018

Dataset: U:\Q4.PRO\results\171222M2\171222M2-17.qld

Last Altered: Saturday, December 23, 2017 15:48:25 Pacific Standard Time
Printed: Friday, January 05, 2018 08:26:35 Pacific Standard Time

Name: 171222M2_17, Date: 22-Dec-2017, Time: 19:42:57, ID: B7K0143-BLK1 Method Blank 0.125, Description: Method Blank

PFUdA

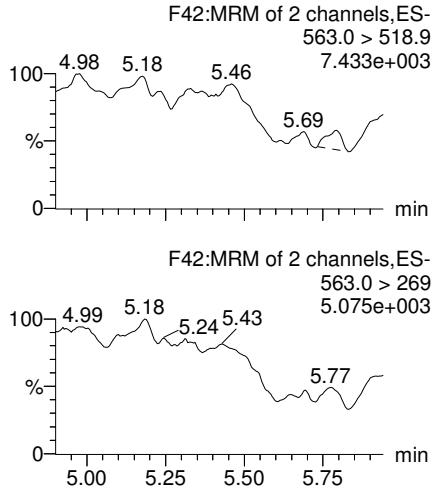

N-MeFOSAA

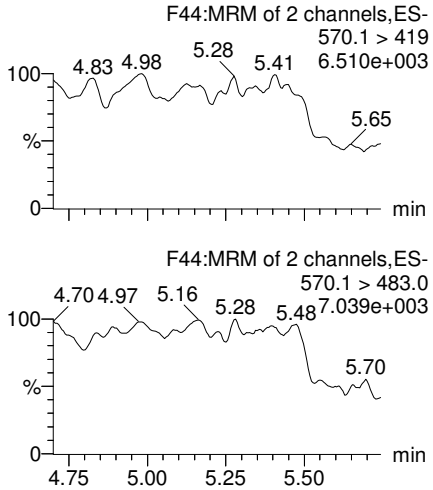

N-EtFOSAA

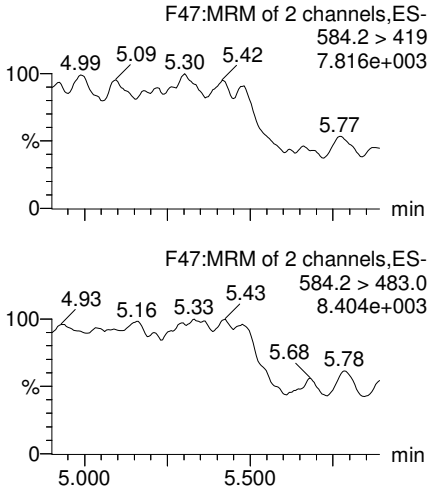

PFDoA

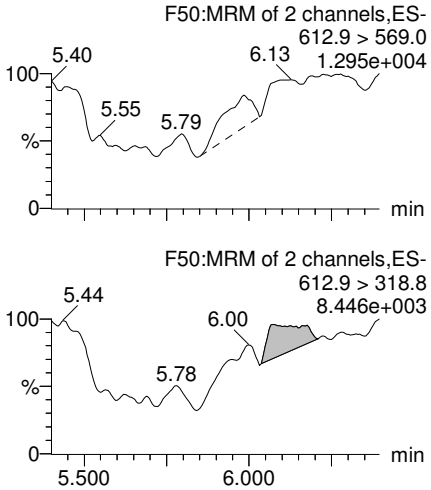

13C2-PFUdA

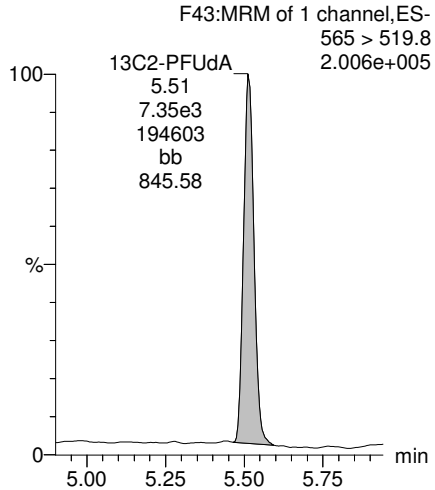

d3-N-MeFOSAA

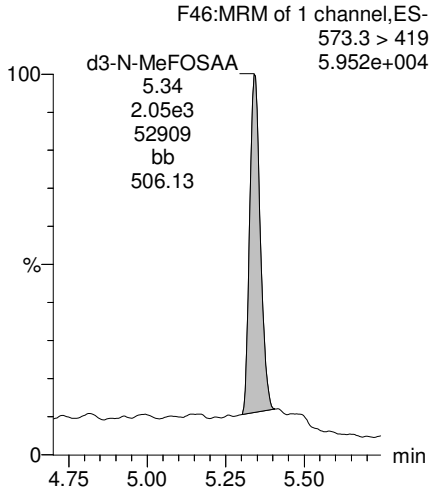

d5-N-EtFOSAA

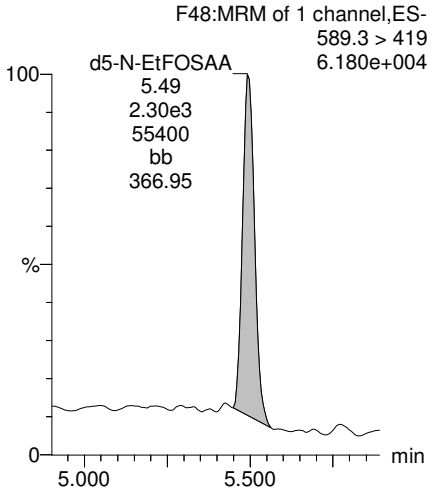

13C2-PFDoA

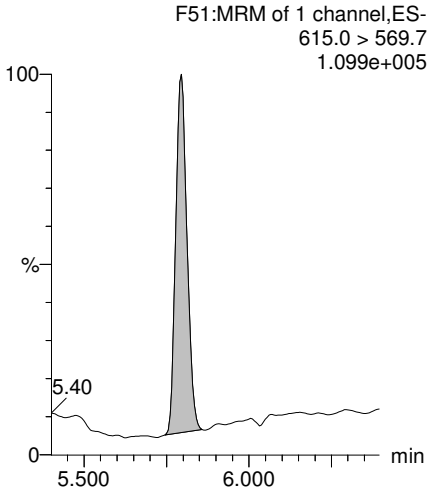

MJT FOR GM1/5/2018

Dataset: U:\Q4.PRO\results\171222M2\171222M2-17.qld

Last Altered: Saturday, December 23, 2017 15:48:25 Pacific Standard Time
Printed: Friday, January 05, 2018 08:26:35 Pacific Standard Time

Name: 171222M2_17, Date: 22-Dec-2017, Time: 19:42:57, ID: B7K0143-BLK1 Method Blank 0.125, Description: Method Blank

PFTrDA

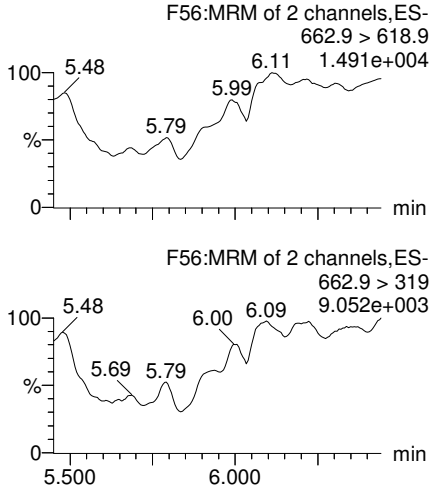

PFTeDA

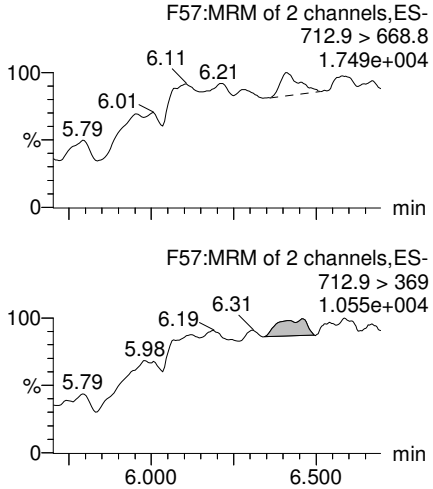

TCDA

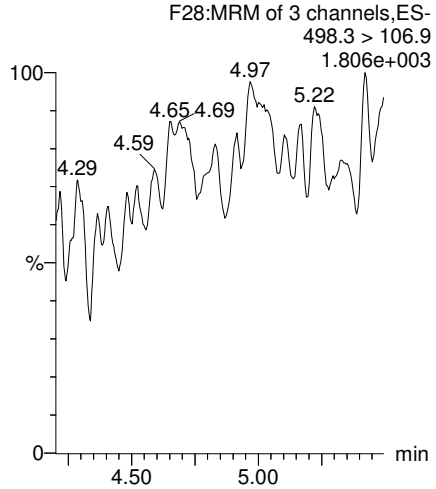

13C5-PFHxA

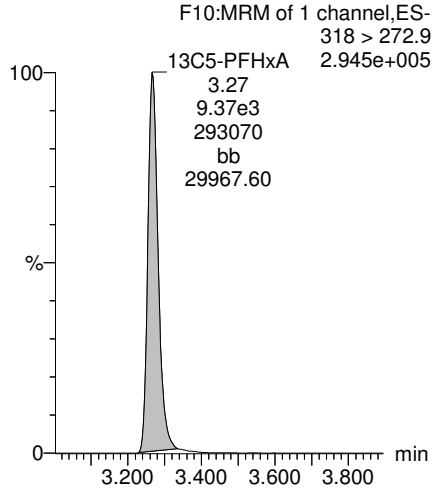

13C2-PFDoA

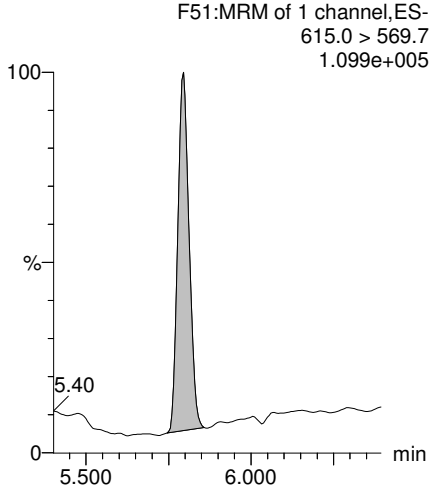

13C2-PFTeDA

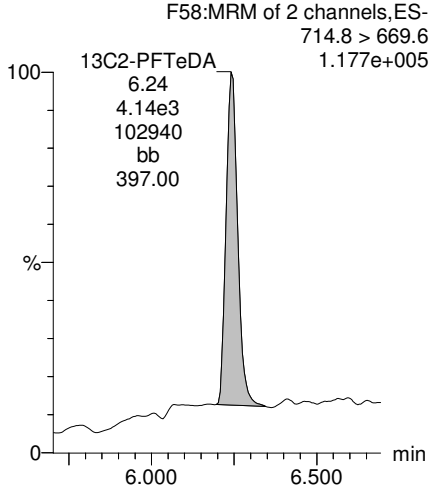

13C8-PFOS

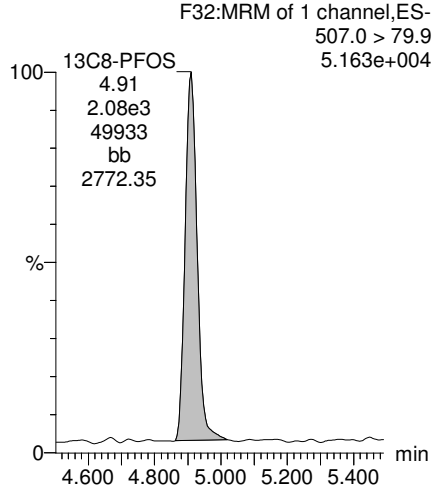

13C8-PFOA

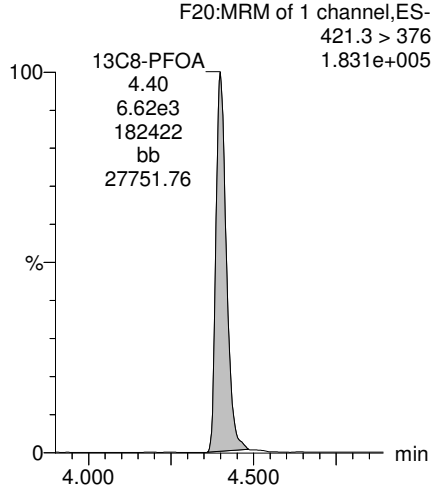

MJT FOR GM1/5/2018

Dataset: U:\Q4.PRO\results\171222M2\171222M2-17.qld

Last Altered: Saturday, December 23, 2017 15:48:25 Pacific Standard Time
Printed: Friday, January 05, 2018 08:26:35 Pacific Standard Time

Name: 171222M2_17, Date: 22-Dec-2017, Time: 19:42:57, ID: B7K0143-BLK1 Method Blank 0.125, Description: Method Blank

13C3-PFHxS

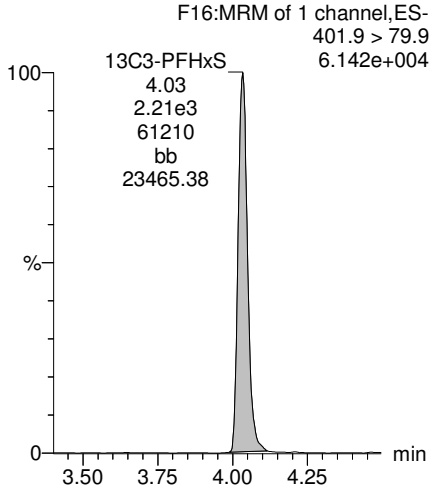

13C9-PFNA

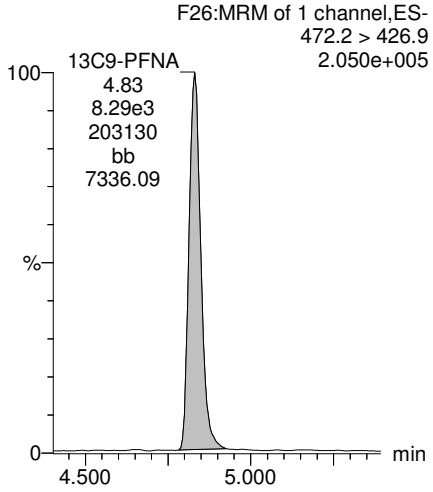

13C4-PFOS

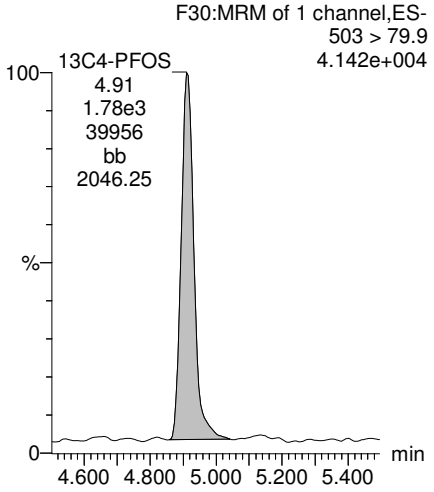

13C6-PFDA

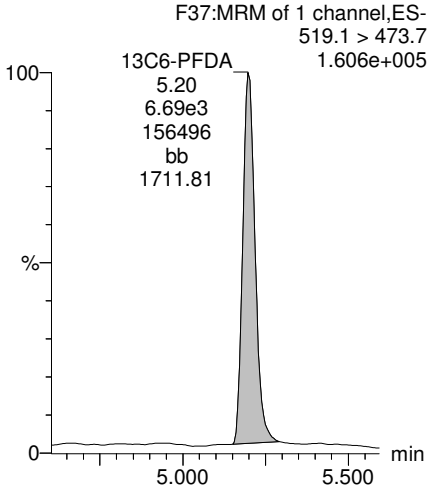

13C7-PFUdA

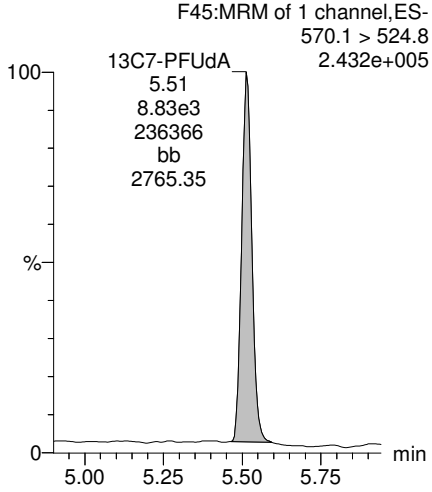

MJT FOR GM1/5/2018

Vista Analytical Laboratory

Rev'd: MM 1/5/18

Dataset: U:\Q4.PRO\results\171222M2\171222M2-14.qld

Last Altered: Saturday, December 23, 2017 15:42:24 Pacific Standard Time
Printed: Friday, January 05, 2018 08:13:16 Pacific Standard Time

Method: U:\Q4.PRO\MethDB\PFAS_FULL_80C_122017.mdb 23 Dec 2017 14:44:32
Calibration: U:\Q4.PRO\CurveDB\C18_VAL-PFAS_Q4_12-22-17_OLDISRS.cdb 23 Dec 2017 13:25:20

Name: 171222M2_14, Date: 22-Dec-2017, Time: 19:09:25, ID: B7K0143-BS1 OPR 0.125, Description: OPR

	#	Name	Trace	Area	IS Area	Wt./Vol.	RRF	Pred.RT	RT	y Axis Resp.	Conc.	%Rec
1	3	PFBS	299.0 > 79.7	2.18e3	1.13e3	0.125		3.05	2.77	24.0	94.5904	118.2
2	4	PFHxA	313.2 > 268.9	9.01e3	2.99e3	0.125		3.55	3.26	15.1	88.7688	111.0
3	5	PFHpA	363.0 > 318.9	6.77e3	5.53e3	0.125		4.18	3.88	15.3	90.3120	112.9
4	6	L-PFHxS	398.9 > 79.6	1.47e3	8.70e2	0.125		4.10	4.03	21.1	93.8913	117.4
5	9	L-PFOA	413 > 368.7	6.50e3	7.94e3	0.125		4.52	4.40	10.2	91.7530	114.7
6	12	PFNA	463.0 > 418.8	7.72e3	6.86e3	0.125		5.10	4.82	14.1	85.4451	106.8
7	14	L-PFOS	499 > 79.9	2.09e3	2.62e3	0.125		4.96	4.90	9.98	86.6626	108.3
8	16	PFDA	513 > 468.8	6.95e3	6.67e3	0.125		5.47	5.20	13.0	91.4217	114.3
9	18	N-MeFOSAA	570.1 > 419	3.71e3	2.70e3	0.125		5.60	5.34	17.2	82.7215	103.4
10	19	N-EtFOSAA	584.2 > 419	2.43e3	2.45e3	0.125		5.76	5.50	12.4	108.3216	135.4
11	20	PFUdA	563.0 > 518.9	5.88e3	5.84e3	0.125		5.78	5.51	12.6	109.8403	137.3
12	22	PFDoA	612.9 > 569.0	6.02e3	3.94e3	0.125		6.06	5.79	19.1	97.0699	121.3

MJT FOR GM1/5/2018

Vista Analytical Laboratory

Rev'd: MM 1/5/18

Dataset: U:\Q4.PRO\results\171222M2\171222M2-14.qld

Last Altered: Saturday, December 23, 2017 15:42:24 Pacific Standard Time
Printed: Friday, January 05, 2018 08:13:32 Pacific Standard Time

Method: U:\Q4.PRO\MethDB\PFAS_FULL_80C_122017.mdb 23 Dec 2017 14:44:32
Calibration: U:\Q4.PRO\CurveDB\C18_VAL-PFAS_Q4_12-22-17_OLDISRS.cdb 23 Dec 2017 13:25:20

Name: 171222M2_14, Date: 22-Dec-2017, Time: 19:09:25, ID: B7K0143-BS1 OPR 0.125, Description: OPR

	#	Name	Trace	Area	IS Area	Wt./Vol.	RRF	Pred.RT	RT	y Axis Resp.	Conc.	%Rec
1	24	PFTrDA	662.9 > 618.9	7.54e3	3.94e3	0.125		6.25	6.03	23.9	98.2888	122.9
2	25	PFTeDA	712.9 > 668.8	7.41e3	4.67e3	0.125		6.46	6.24	19.8	103.8454	129.8
3	31	13C3-PFBA	216.1 > 171.8	5.98e3	7.39e3	0.125	0.862	1.80	1.53	10.1	93.8716	93.9
4	32	13C3-PFPeA	266. > 221.8	8.07e3	1.15e4	0.125	0.847	2.55	2.50	8.81	83.2630	83.3
5	33	13C3-PFBS	302. > 98.8	1.13e3	1.15e4	0.125	0.104	3.05	2.77	1.23	95.1602	95.2
6	34	13C2-PFHxA	315 > 269.8	2.99e3	1.15e4	0.125	0.728	3.55	3.26	3.26	35.8589	89.6
7	35	13C4-PFHpA	367.2 > 321.8	5.53e3	1.15e4	0.125	0.576	4.18	3.88	6.03	83.8458	83.8
8	36	18O2-PFHxS	403.0 > 102.6	8.70e2	2.36e3	0.125	0.422	4.10	4.03	4.61	87.2366	87.2
9	37	13C2-6:2 FTS	429.1 > 408.9	2.27e3	8.92e3	0.125	0.308	4.63	4.34	3.19	82.6602	82.7
10	38	13C2-PFOA	414.9 > 369.7	7.94e3	8.92e3	0.125	1.220	4.52	4.39	11.1	72.9369	72.9
11	39	13C5-PFNA	468.2 > 422.9	6.86e3	7.97e3	0.125	0.914	5.10	4.82	10.8	94.2077	94.2
12	40	13C8-PFOSA	506.1 > 77.7	1.41e3	1.14e4	0.125	0.301	4.81	4.88	1.54	40.9723	41.0
13	41	13C8-PFOS	507.0 > 79.9	2.62e3	2.73e3	0.125	0.989	5.20	4.91	12.0	96.7719	96.8
14	42	13C2-PFDA	515.1 > 469.9	6.67e3	7.33e3	0.125	1.249	5.47	5.20	11.4	72.8903	72.9
15	43	13C2-8:2 FTS	529.1 > 508.7	1.55e3	1.15e4	0.125	0.147	5.44	5.17	1.69	91.8514	91.9
16	44	d3-N-MeFOSAA	573.3 > 419	2.70e3	1.14e4	0.125	0.336	5.60	5.34	2.96	70.5613	70.6
17	45	d5-N-EtFOSAA	589.3 > 419	2.45e3	1.14e4	0.125	0.417	5.60	5.50	2.69	51.6119	51.6
18	46	13C2-PFUdA	565 > 519.8	5.84e3	1.14e4	0.125	1.034	5.78	5.51	6.39	49.4727	49.5
19	47	13C2-PFDoA	615.0 > 569.7	3.94e3	1.14e4	0.125	0.722	6.05	5.79	4.31	47.7884	47.8
20	49	13C2-PFTeDA	714.8 > 669.6	4.67e3	1.14e4	0.125	0.627	6.46	6.24	5.11	65.1948	65.2
21	54	13C4-PFBA	217. > 171.8	7.39e3	7.39e3	0.125	1.000	1.80	1.53	12.5	100.0000	100.0
22	55	13C5-PFHxA	318 > 272.9	1.15e4	1.15e4	0.125	1.000	3.55	3.26	12.5	100.0000	100.0
23	56	13C3-PFHxS	401.9 > 79.9	2.36e3	2.36e3	0.125	1.000	4.30	4.03	12.5	100.0000	100.0
24	57	13C8-PFOA	421.3 > 376	8.92e3	8.92e3	0.125	1.000	4.68	4.39	12.5	100.0000	100.0
25	58	13C9-PFNA	472.2 > 426.9	7.97e3	7.97e3	0.125	1.000	5.10	4.82	12.5	100.0000	100.0
26	59	13C4-PFOS	503 > 79.9	2.73e3	2.73e3	0.125	1.000	5.20	4.91	12.5	100.0000	100.0
27	60	13C6-PFDA	519.1 > 473.7	7.33e3	7.33e3	0.125	1.000	5.47	5.20	12.5	100.0000	100.0
28	61	13C7-PFUdA	570.1 > 524.8	1.14e4	1.14e4	0.125	1.000	5.44	5.51	12.5	100.0000	100.0
29	62	Total PFHxS	398.9 > 79.6	1.47e3	8.70e2	0.125		4.20		21.1	93.8913	
30	63	Total PFOA	413 > 368.7	6.50e3	7.94e3	0.125		4.60		10.2	91.7530	
31	64	Total PFOS	499 > 79.9	2.09e3	2.62e3	0.125		5.10		9.98	86.6626	
32	65	Total N-MeFOSAA	570.1 > 419	3.71e3	2.70e3	0.125		5.50		17.2	82.7215	

MJT FOR GM1/5/2018

Dataset: U:\Q4.PRO\results\171222M2\171222M2-14.qld

Last Altered: Saturday, December 23, 2017 15:42:24 Pacific Standard Time
Printed: Friday, January 05, 2018 08:13:32 Pacific Standard Time

Name: 171222M2_14, Date: 22-Dec-2017, Time: 19:09:25, ID: B7K0143-BS1 OPR 0.125, Description: OPR

	#	Name	Trace	Area	IS Area	Wt./Vol.	RRF	Pred.RT	RT	y Axis Resp.	Conc.	%Rec
33	66	Total N-EtFOSAA	584.2 > 419	2.57e3	2.45e3	0.125		5.50		13.1	114.1650	

MJT FOR GM1/5/2018

Vista Analytical Laboratory

Rev'd: MM 1/5/18

Dataset: U:\Q4.PRO\results\171222M2\171222M2-14.qld

Last Altered: Saturday, December 23, 2017 15:42:24 Pacific Standard Time
Printed: Friday, January 05, 2018 08:13:32 Pacific Standard Time

Method: U:\Q4.PRO\MethDB\PFAS_FULL_80C_122017.mdb 23 Dec 2017 14:44:32
Calibration: U:\Q4.PRO\CurveDB\C18_VAL-PFAS_Q4_12-22-17_OLDISRS.cdb 23 Dec 2017 13:25:20

Name: 171222M2_14, Date: 22-Dec-2017, Time: 19:09:25, ID: B7K0143-BS1 OPR 0.125, Description: OPR

PFBS

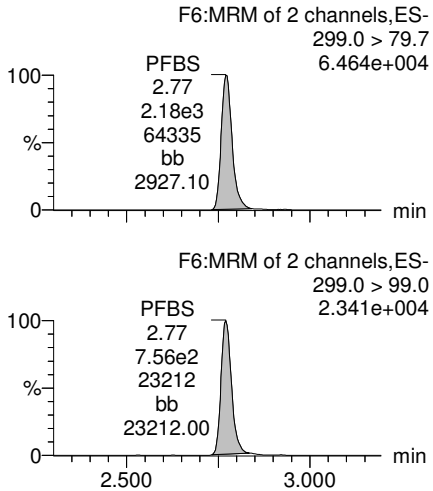

PFHxA

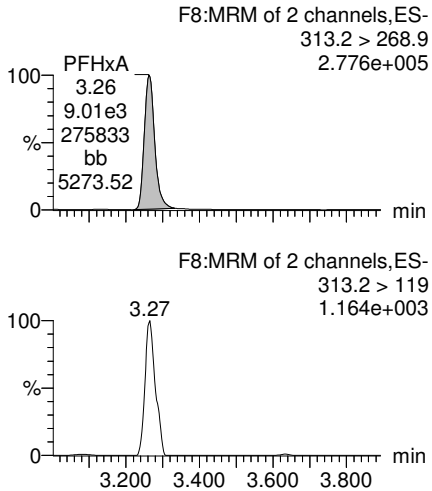

PFHpA

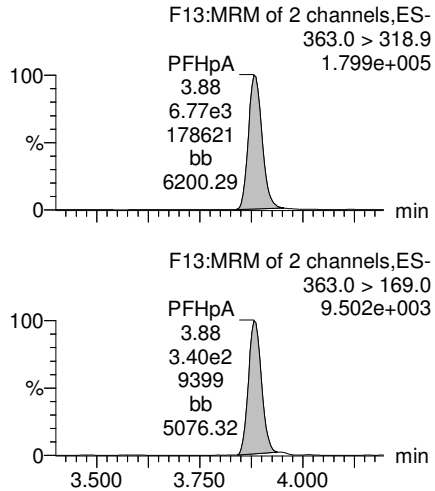

Total PFHxS

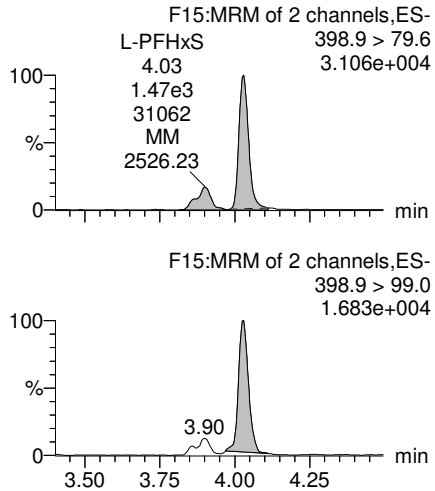

13C3-PFBS

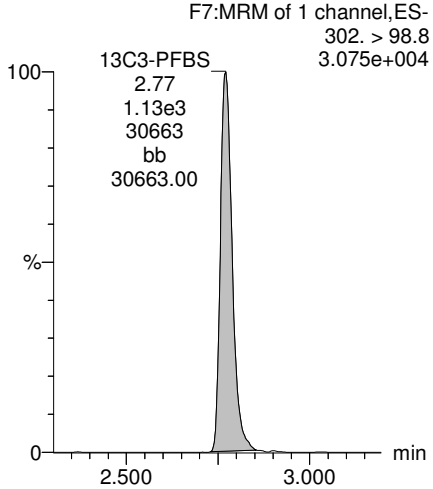

13C2-PFHxA

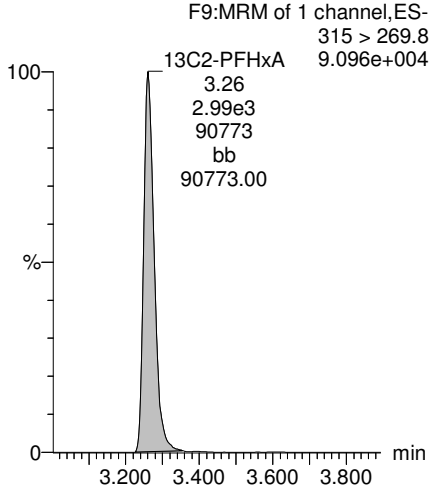

13C4-PFHpA

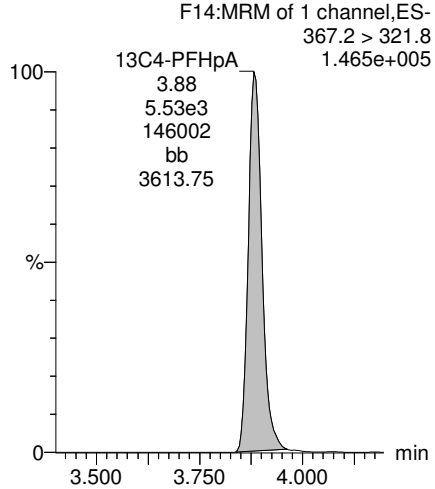

18O2-PFHxS

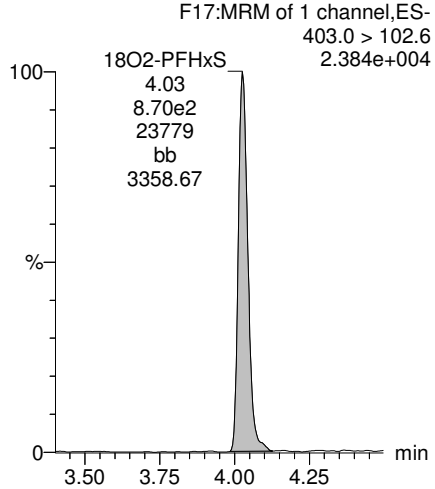

MJT FOR GM1/5/2018

Dataset: U:\Q4.PRO\results\171222M2\171222M2-14.qld

Last Altered: Saturday, December 23, 2017 15:42:24 Pacific Standard Time
Printed: Friday, January 05, 2018 08:13:32 Pacific Standard Time

Name: 171222M2_14, Date: 22-Dec-2017, Time: 19:09:25, ID: B7K0143-BS1 OPR 0.125, Description: OPR

Total PFOA

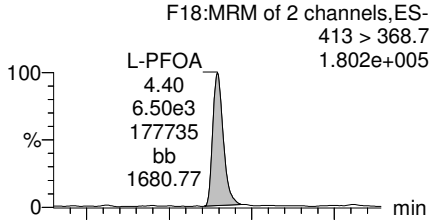

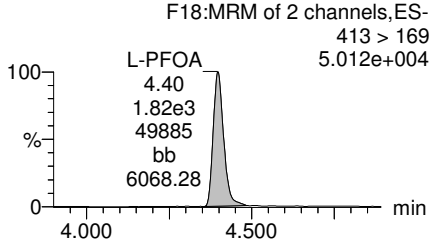

PFNA

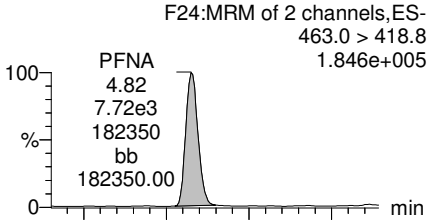

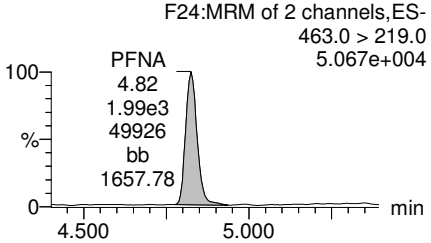

Total PFOS

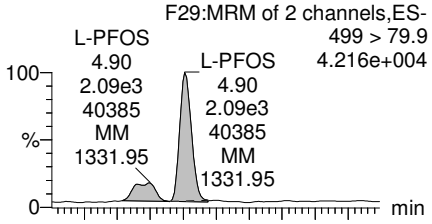

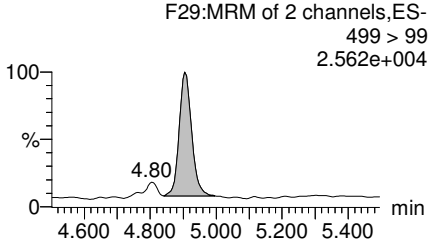

PFDA

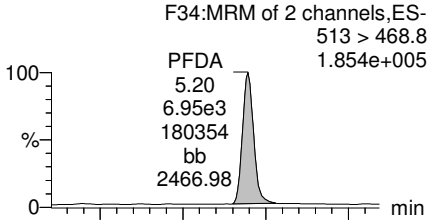

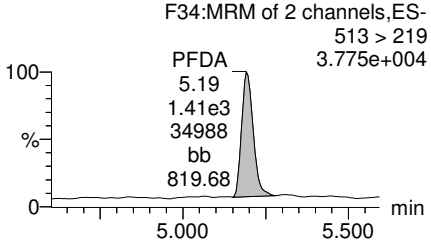

13C2-PFOA

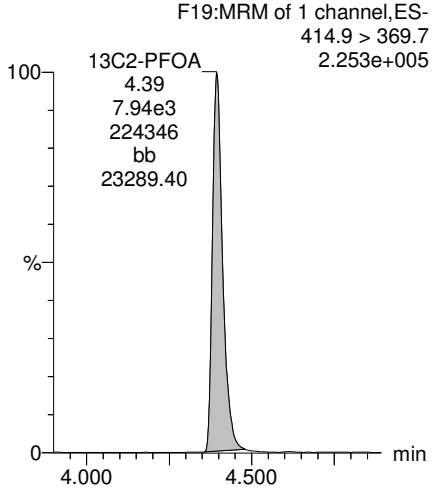

13C5-PFNA

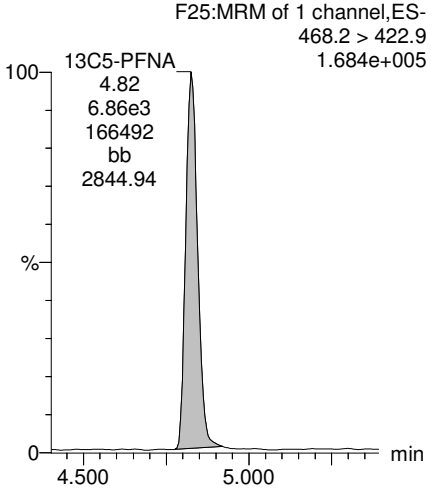

13C8-PFOS

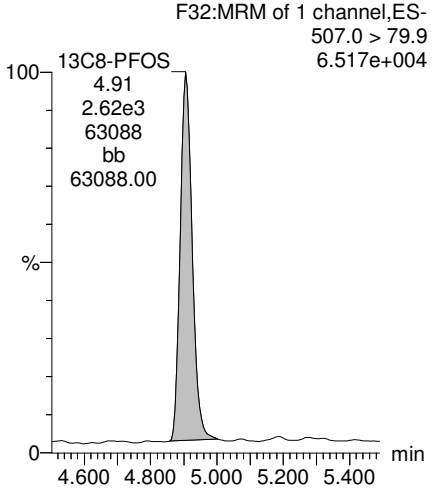

13C2-PFDA

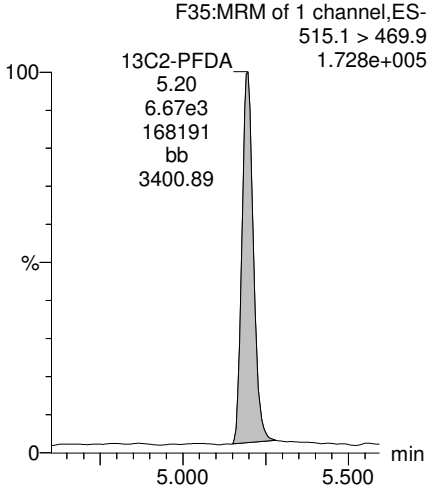

MJT FOR GM1/5/2018

Dataset: U:\Q4.PRO\results\171222M2\171222M2-14.qld

Last Altered: Saturday, December 23, 2017 15:42:24 Pacific Standard Time
Printed: Friday, January 05, 2018 08:13:32 Pacific Standard Time

Name: 171222M2_14, Date: 22-Dec-2017, Time: 19:09:25, ID: B7K0143-BS1 OPR 0.125, Description: OPR

PFUdA

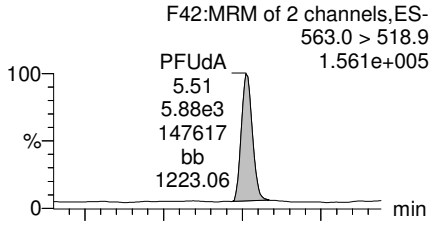

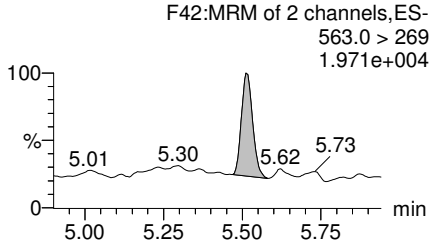

N-MeFOSAA

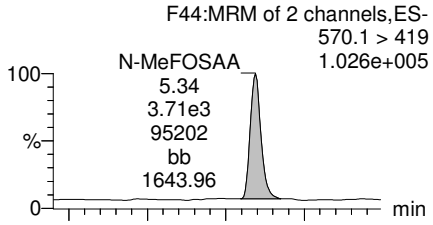

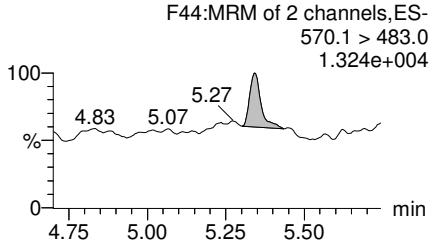

N-EtFOSAA

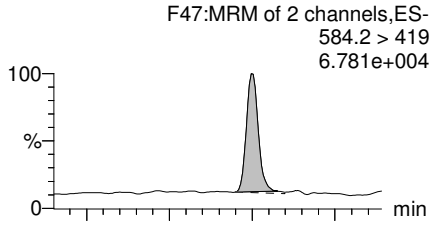

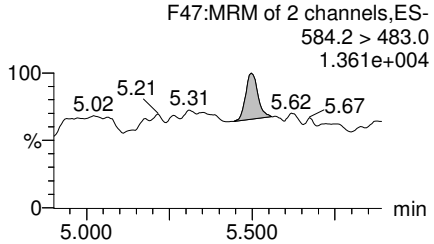

PFDoA

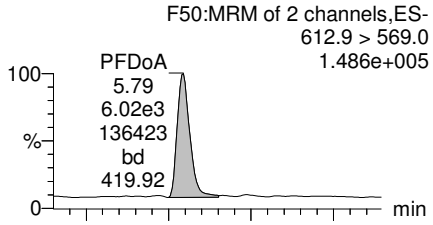

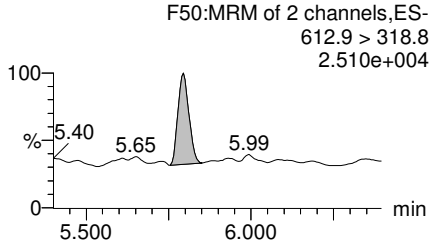

13C2-PFUdA

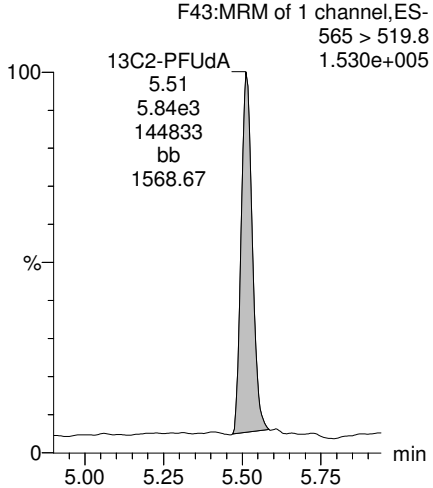

d3-N-MeFOSAA

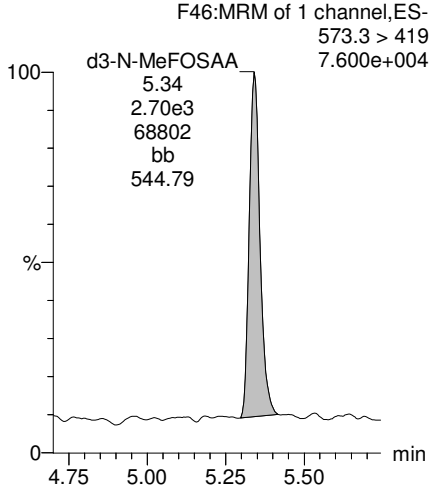

d5-N-EtFOSAA

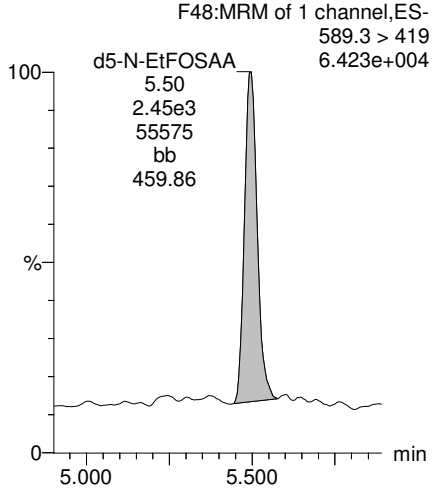

13C2-PFDoA

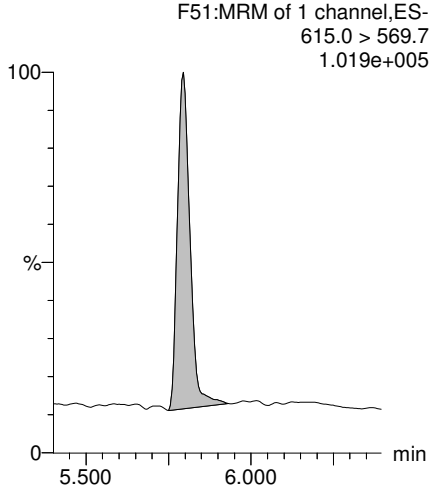

MJT FOR GM1/5/2018

Dataset: U:\Q4.PRO\results\171222M2\171222M2-14.qld

Last Altered: Saturday, December 23, 2017 15:42:24 Pacific Standard Time
Printed: Friday, January 05, 2018 08:13:32 Pacific Standard Time

Name: 171222M2_14, Date: 22-Dec-2017, Time: 19:09:25, ID: B7K0143-BS1 OPR 0.125, Description: OPR

PFTrDA

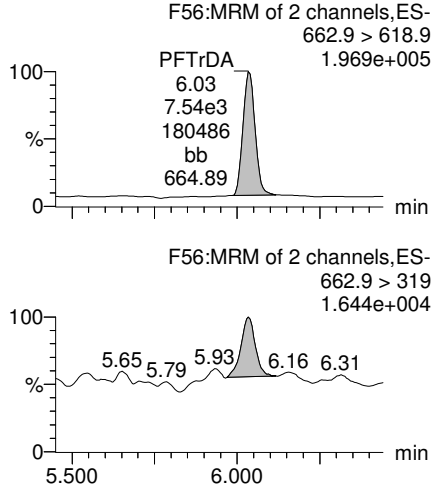

PFTeDA

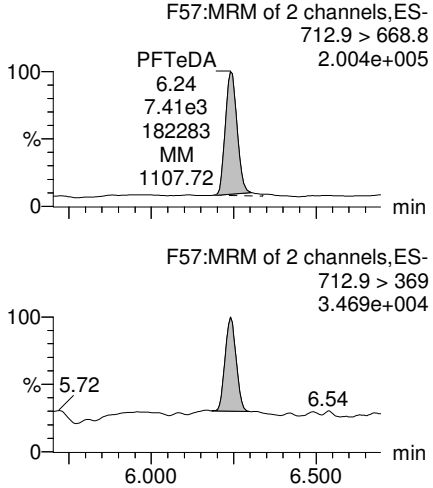

TCDA

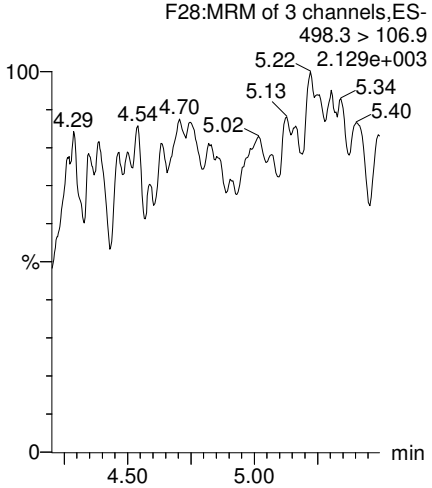

13C5-PFHxA

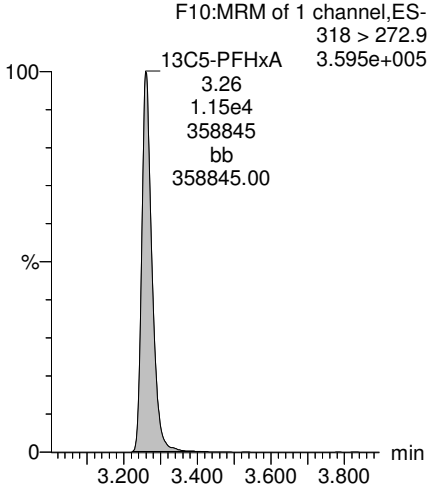

13C2-PFDoA

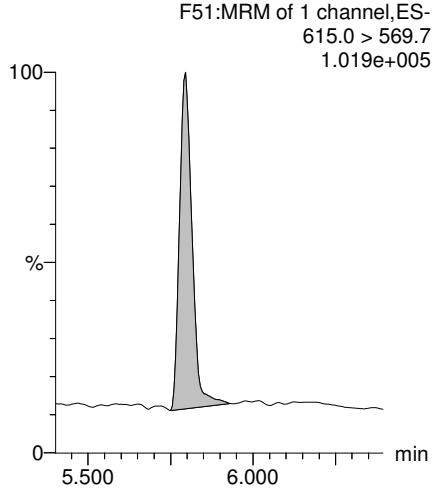

13C2-PFTeDA

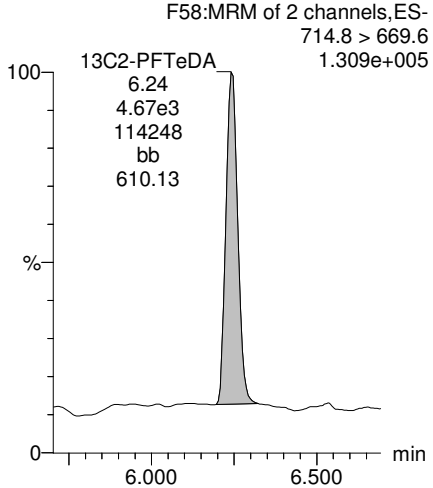

13C8-PFOS

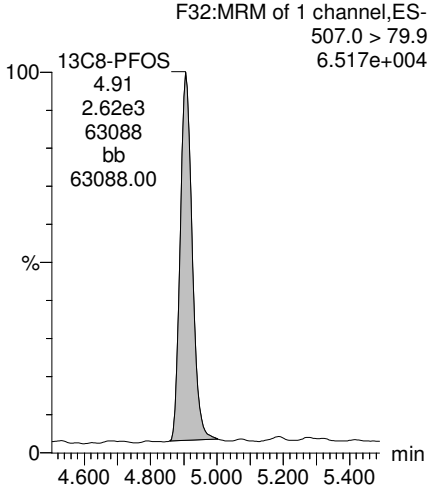

13C8-PFOA

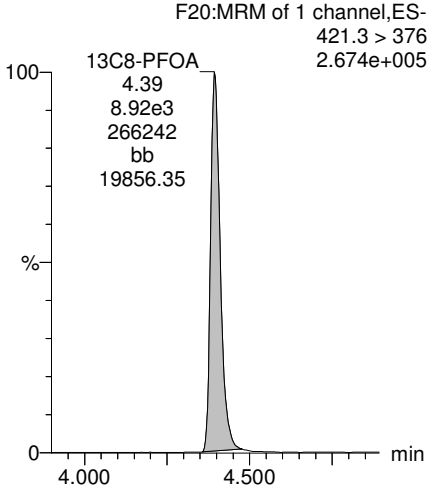

MJT FOR GM1/5/2018

Dataset: U:\Q4.PRO\results\171222M2\171222M2-14.qld

Last Altered: Saturday, December 23, 2017 15:42:24 Pacific Standard Time
Printed: Friday, January 05, 2018 08:13:32 Pacific Standard Time

Name: 171222M2_14, Date: 22-Dec-2017, Time: 19:09:25, ID: B7K0143-BS1 OPR 0.125, Description: OPR

13C3-PFHxS

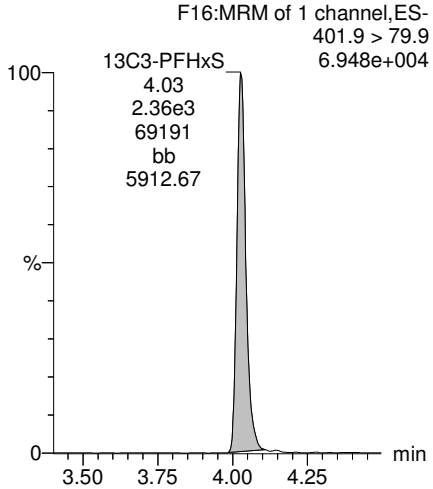

13C9-PFNA

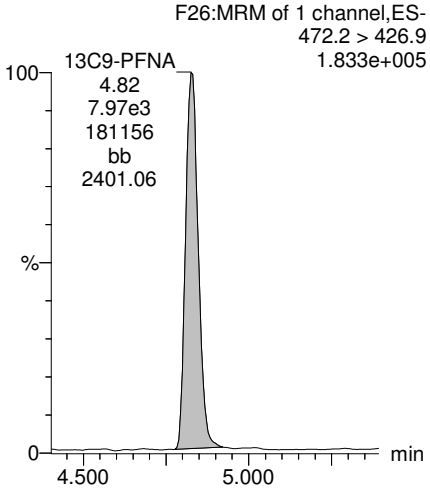

13C4-PFOS

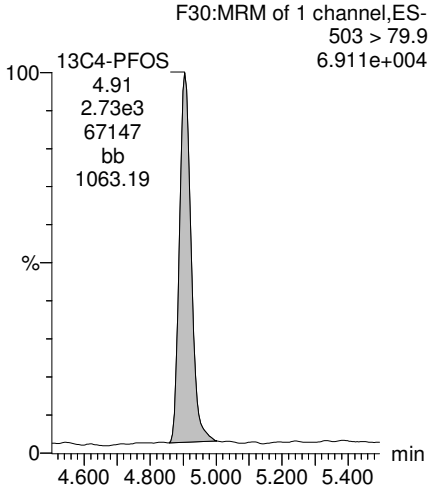

13C6-PFDA

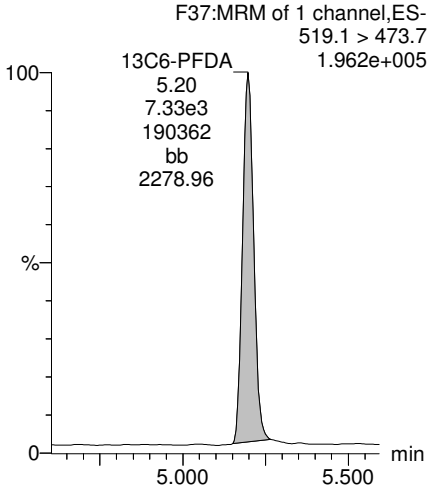

13C7-PFUdA

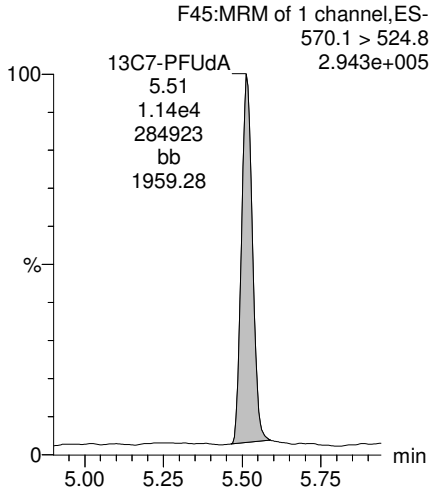

MJT FOR GM1/5/2018

Vista Analytical Laboratory

Rev'd: MM 1/4/18

Dataset: U:\Q4.PRO\results\171220M3\171220M3-40.qld

Last Altered: Thursday, January 04, 2018 11:23:43 Pacific Standard Time
Printed: Thursday, January 04, 2018 11:24:15 Pacific Standard Time

Method: U:\Q4.PRO\MethDB\PFAS_FULL_80C_122017.mdb 23 Dec 2017 14:44:32
Calibration: U:\Q4.PRO\CurveDB\C18_VAL-PFAS_Q4_12-20-17_OLDRS.cdb 21 Dec 2017 13:42:26

Name: 171220M3_40, Date: 21-Dec-2017, Time: 08:59:50, ID: 1701715-01 I001MW52S-171113 0.00111, Description: I001MW52S-171113

	#	Name	Trace	Area	IS Area	Wt./Vol.	RRF	Pred.RT	RT	y Axis Resp.	Conc.	%Rec
1	3	PFBS	299.0 > 79.7	2.27e4	3.39e3	0.00111		3.05	2.92	168	78310.3473	
2	4	PFHxA	313.2 > 268.9	3.39e5	9.19e3	0.00111		3.55	3.42	369	270706.7677 E	
3	5	PFHpA	363.0 > 318.9	4.26e4	1.96e4	0.00111		4.18	4.04	54.3	39280.2765	
4	6	L-PFHxS	398.9 > 79.6	6.63e4	2.79e3	0.00111		4.10	4.17	595	299188.0764 E	
5	9	L-PFOA	413 > 368.7	3.88e5	2.64e4	0.00111		4.52	4.54	368	381300.5990 E	
6	12	PFNA	463.0 > 418.8	2.85e2	2.33e4	0.00111		5.10	4.97	0.306	136.4615	
7	14	L-PFOS	499 > 79.9	4.26e3	8.53e3	0.00111		4.96	5.04	12.5	11401.8294	
8	16	PFDA	513 > 468.8		3.00e4	0.00111		5.47				
9	18	N-MeFOSAA	570.1 > 419		1.05e4	0.00111		5.60				
10	19	N-EtFOSAA	584.2 > 419		1.06e4	0.00111		5.76				
11	20	PFUdA	563.0 > 518.9		2.86e4	0.00111		5.78				
12	22	PFDoA	612.9 > 569.0		1.90e4	0.00111		6.06				

AC 1/4/2018

Vista Analytical Laboratory

Rev'd: MM 1/4/18

Dataset: U:\Q4.PRO\results\171220M3\171220M3-40.qld

Last Altered: Thursday, January 04, 2018 11:23:43 Pacific Standard Time
Printed: Thursday, January 04, 2018 11:24:35 Pacific Standard Time

Method: U:\Q4.PRO\MethDB\PFAS_FULL_80C_122017.mdb 23 Dec 2017 14:44:32
Calibration: U:\Q4.PRO\CurveDB\C18_VAL-PFAS_Q4_12-20-17_OLDRS.cdb 21 Dec 2017 13:42:26

Name: 171220M3_40, Date: 21-Dec-2017, Time: 08:59:50, ID: 1701715-01 I001MW52S-171113 0.00111, Description: I001MW52S-171113

	#	Name	Trace	Area	IS Area	Wt./Vol.	RRF	Pred.RT	RT	y Axis Resp.	Conc.	%Rec
1	24	PFTrDA	662.9 > 618.9		1.90e4	0.00111		6.25				
2	25	PFTeDA	712.9 > 668.8		1.51e4	0.00111		6.46				
3	33	13C3-PFBS	302. > 98.8	3.39e3	2.99e4	0.00111	0.101	3.05	2.92	2.83	25255.9269	112.1
4	34	13C2-PFHxA	315 > 269.8	9.19e3	2.99e4	0.00111	0.718	3.55	3.41	7.68	9638.4623	107.0
5	35	13C4-PFHpA	367.2 > 321.8	1.96e4	2.99e4	0.00111	0.557	4.18	4.03	16.4	26544.5329	117.9
6	36	18O2-PFHxS	403.0 > 102.6	2.79e3	6.87e3	0.00111	0.415	4.10	4.17	10.1	22010.8855	97.7
7	37	13C2-6:2 FTS	429.1 > 408.9	6.27e3	1.86e4	0.00111	0.371	4.63	4.49	8.43	20457.8121	90.8
8	38	13C2-PFOA	414.9 > 369.7	2.64e4	1.86e4	0.00111	1.263	4.52	4.54	35.5	25295.6822	112.3
9	39	13C5-PFNA	468.2 > 422.9	2.33e4	2.52e4	0.00111	0.858	5.10	4.97	23.1	24253.8117	107.7
10	40	13C8-PFOSA	506.1 > 77.7	5.64e3	2.50e4	0.00111	0.258	4.81	5.02	5.65	19707.8987	87.5
11	41	13C8-PFOS	507.0 > 79.9	8.53e3	8.95e3	0.00111	0.939	5.20	5.04	23.8	22865.1076	101.5
12	42	13C2-PFDA	515.1 > 469.9	3.00e4	2.66e4	0.00111	1.033	5.47	5.33	28.2	24633.5963	109.4
13	43	13C2-8:2 FTS	529.1 > 508.7	3.48e3	2.99e4	0.00111	0.151	5.44	5.31	2.91	17336.4069	77.0
14	44	d3-N-MeFOSAA	573.3 > 419	1.05e4	2.50e4	0.00111	0.302	5.60	5.47	10.5	31208.6690	138.6
15	45	d5-N-EtFOSAA	589.3 > 419	1.06e4	2.50e4	0.00111	0.364	5.60	5.62	10.6	26200.2385	116.3
16	46	13C2-PFUdA	565 > 519.8	2.86e4	2.50e4	0.00111	1.079	5.78	5.64	28.7	23952.1233	106.3
17	47	13C2-PFDoA	615.0 > 569.7	1.90e4	2.50e4	0.00111	0.808	6.05	5.91	19.1	21260.8482	94.4
18	49	13C2-PFTeDA	714.8 > 669.6	1.51e4	2.50e4	0.00111	0.821	6.46	6.35	15.1	16574.4985	73.6
19	55	13C5-PFHxA	318 > 272.9	2.99e4	2.99e4	0.00111	1.000	3.55	3.41	25.0	22522.5225	100.0
20	56	13C3-PFHxS	401.9 > 79.9	6.87e3	6.87e3	0.00111	1.000	4.30	4.17	25.0	22522.5225	100.0
21	57	13C8-PFOA	421.3 > 376	1.86e4	1.86e4	0.00111	1.000	4.68	4.54	25.0	22522.5225	100.0
22	58	13C9-PFNA	472.2 > 426.9	2.52e4	2.52e4	0.00111	1.000	5.10	4.96	25.0	22522.5225	100.0
23	59	13C4-PFOS	503 > 79.9	8.95e3	8.95e3	0.00111	1.000	5.20	5.04	25.0	22522.5225	100.0
24	60	13C6-PFDA	519.1 > 473.7	2.66e4	2.66e4	0.00111	1.000	5.47	5.33	25.0	22522.5225	100.0
25	61	13C7-PFUdA	570.1 > 524.8	2.50e4	2.50e4	0.00111	1.000	5.44	5.64	25.0	22522.5225	100.0
26	62	Total PFHxS	398.9 > 79.6	6.63e4	2.79e3	0.00111		4.20		595	299188.0764	
27	63	Total PFOA	413 > 368.7	4.79e5	2.64e4	0.00111		4.60		453	469385.3566	
28	64	Total PFOS	499 > 79.9	4.26e3	8.53e3	0.00111		5.10		12.5	11401.8294	
29	65	Total N-MeFOSAA	570.1 > 419	0.00e0	1.05e4	0.00111		5.50		0.000		
30	66	Total N-EtFOSAA	584.2 > 419	0.00e0	1.06e4	0.00111		5.50		0.000		

AC 1/4/2018

Vista Analytical Laboratory

Rev'd: MM 1/4/18

Dataset: U:\Q4.PRO\results\171220M3\171220M3-40.qld

Last Altered: Thursday, January 04, 2018 11:23:43 Pacific Standard Time
Printed: Thursday, January 04, 2018 11:24:35 Pacific Standard Time

Method: U:\Q4.PRO\MethDB\PFAS_FULL_80C_122017.mdb 23 Dec 2017 14:44:32
Calibration: U:\Q4.PRO\CurveDB\C18_VAL-PFAS_Q4_12-20-17_OLDRS.cdb 21 Dec 2017 13:42:26

Name: 171220M3_40, Date: 21-Dec-2017, Time: 08:59:50, ID: 1701715-01 I001MW52S-171113 0.00111, Description: I001MW52S-171113

PFBS

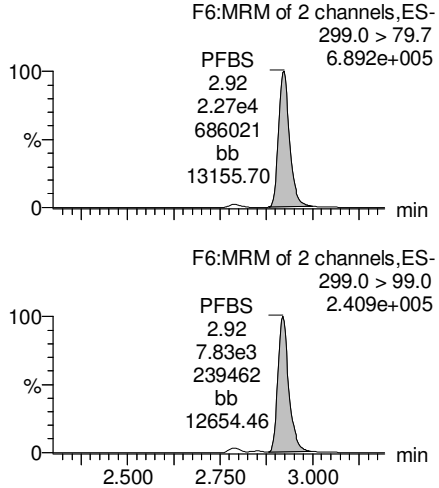

PFHxA

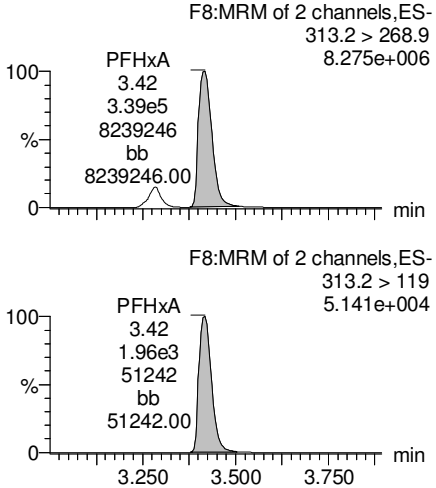

PFHpA

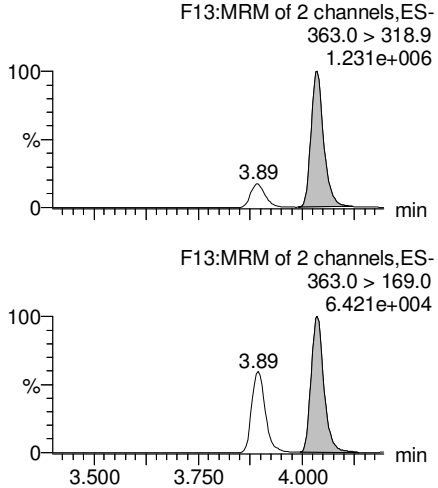

Total PFHxS

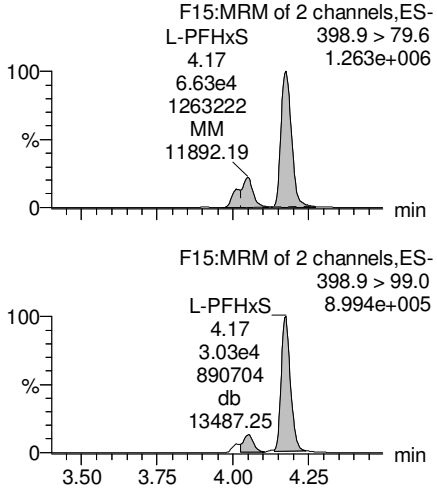

13C3-PFBS

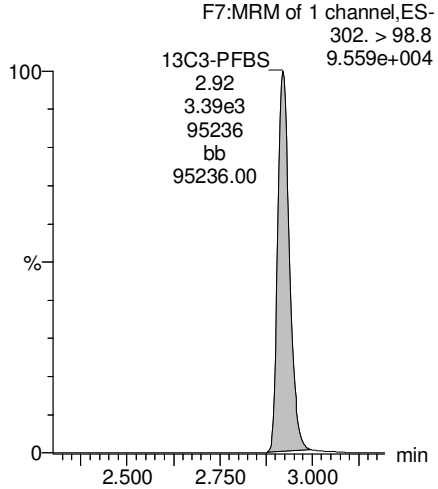

13C2-PFHxA

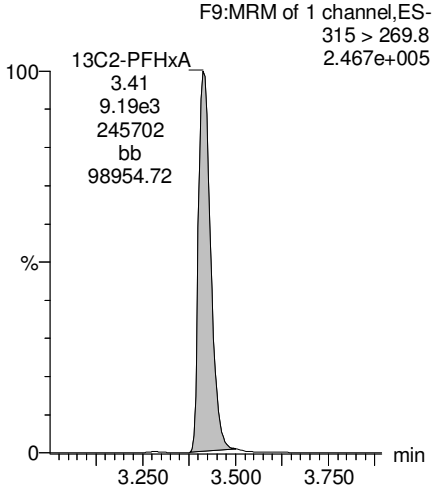

13C4-PFHpA

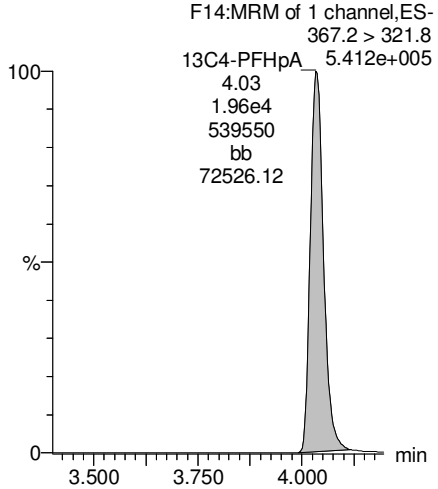

18O2-PFHxS

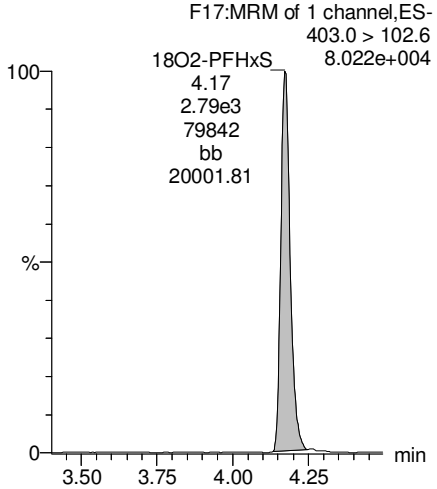

AC 1/4/2018

Dataset: U:\Q4.PRO\results\171220M3\171220M3-40.qld

Last Altered: Thursday, January 04, 2018 11:23:43 Pacific Standard Time
Printed: Thursday, January 04, 2018 11:24:35 Pacific Standard Time

Name: 171220M3_40, Date: 21-Dec-2017, Time: 08:59:50, ID: 1701715-01 I001MW52S-171113 0.00111, Description: I001MW52S-171113

Total PFOA

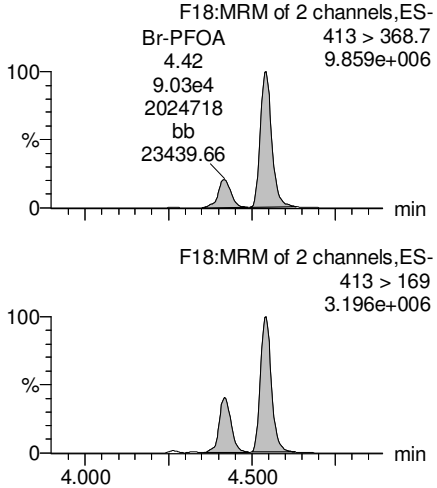

PFNA

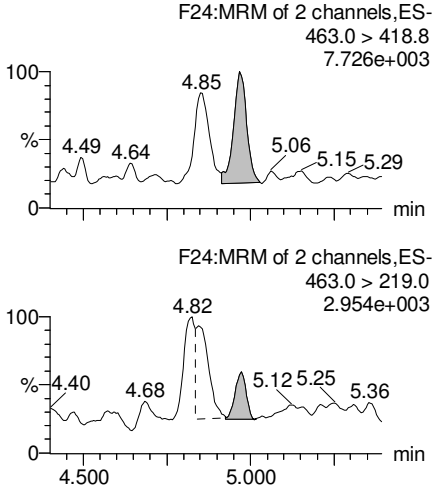

Total PFOS

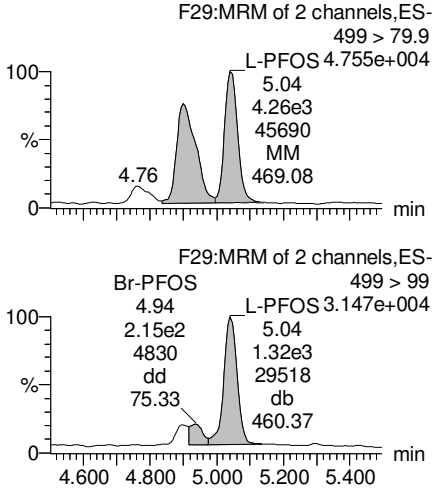

PFDA

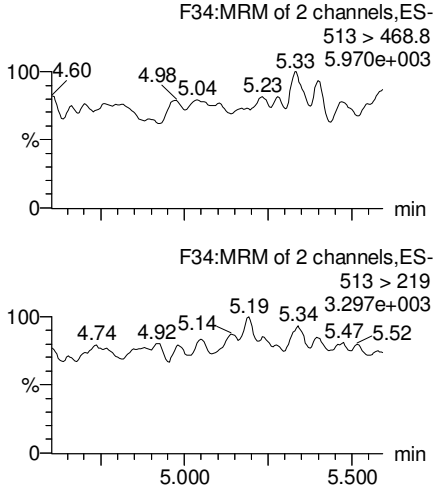

13C2-PFOA

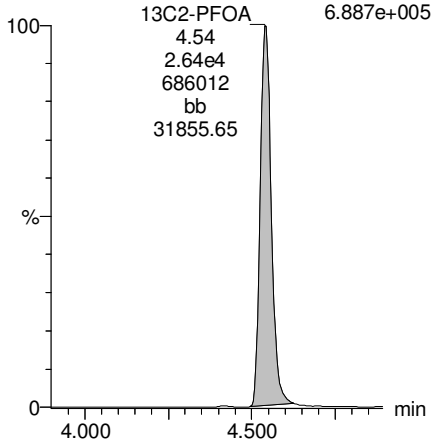

13C5-PFNA

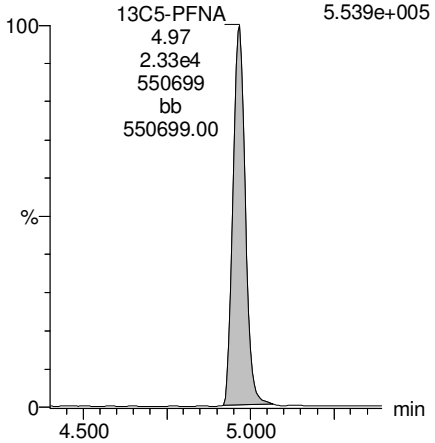

13C8-PFOS

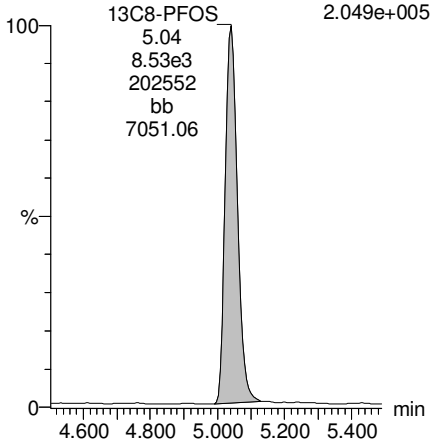

13C2-PFDA

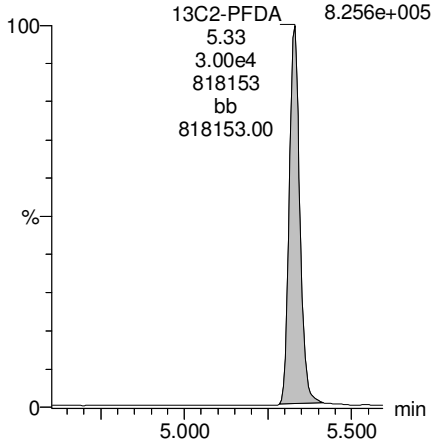

AC 1/4/2018

Dataset: U:\Q4.PRO\results\171220M3\171220M3-40.qld

Last Altered: Thursday, January 04, 2018 11:23:43 Pacific Standard Time
Printed: Thursday, January 04, 2018 11:24:35 Pacific Standard Time

Name: 171220M3_40, Date: 21-Dec-2017, Time: 08:59:50, ID: 1701715-01 I001MW52S-171113 0.00111, Description: I001MW52S-171113

PFUdA

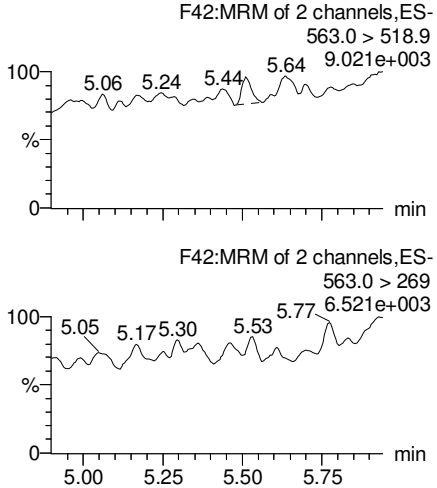

N-MeFOSAA

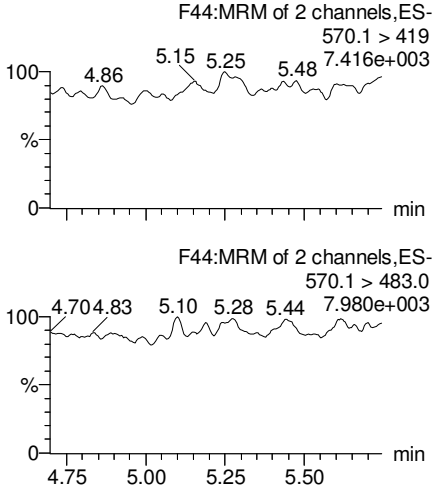

N-EtFOSAA

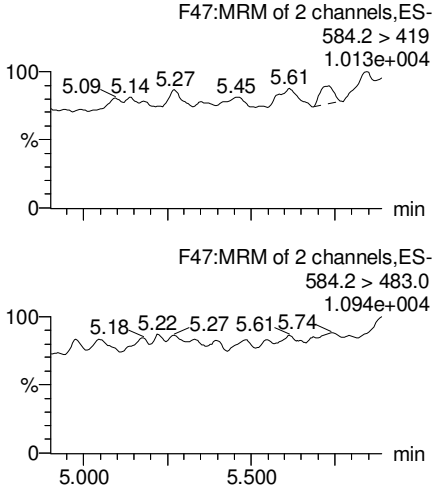

PFDoA

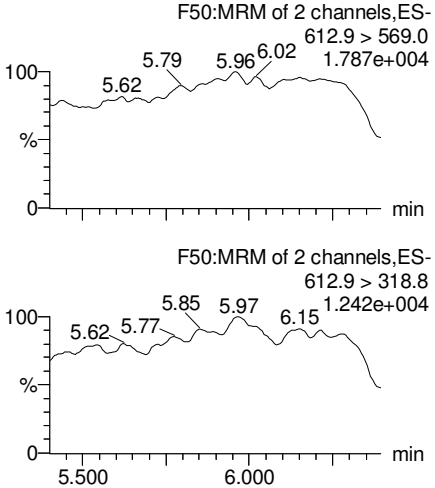

13C2-PFUdA

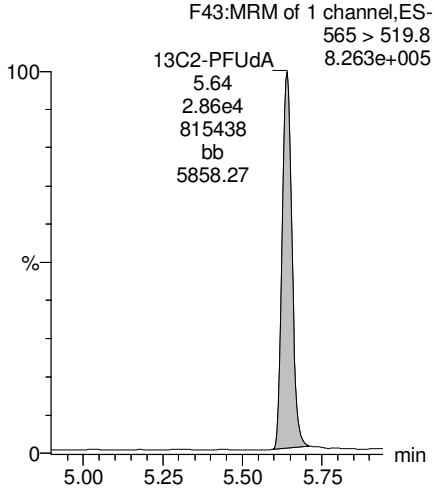

d3-N-MeFOSAA

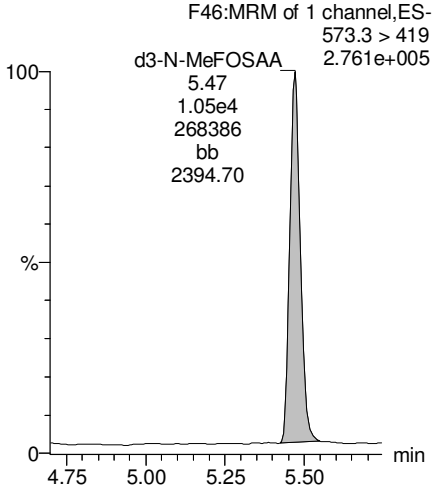

d5-N-EtFOSAA

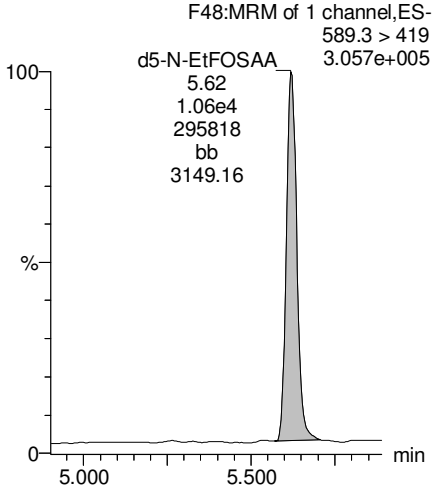

13C2-PFDoA

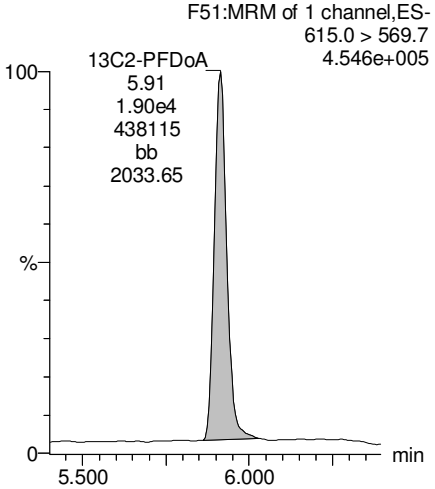

AC 1/4/2018

Dataset: U:\Q4.PRO\results\171220M3\171220M3-40.qld

Last Altered: Thursday, January 04, 2018 11:23:43 Pacific Standard Time
Printed: Thursday, January 04, 2018 11:24:35 Pacific Standard Time

Name: 171220M3_40, Date: 21-Dec-2017, Time: 08:59:50, ID: 1701715-01 I001MW52S-171113 0.00111, Description: I001MW52S-171113

PFTrDA

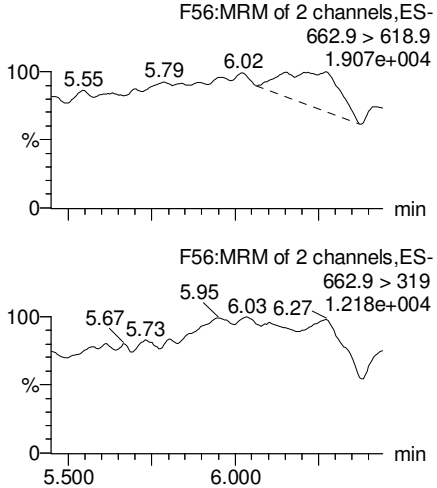

PFTeDA

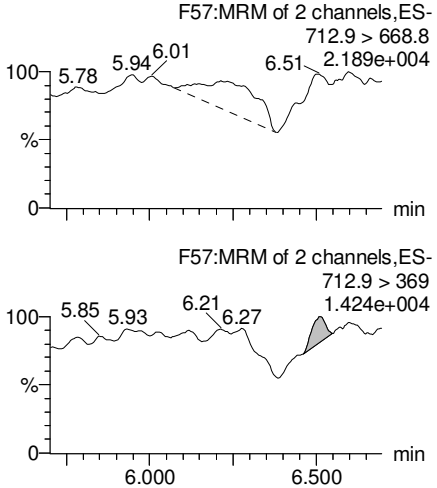

TCDA

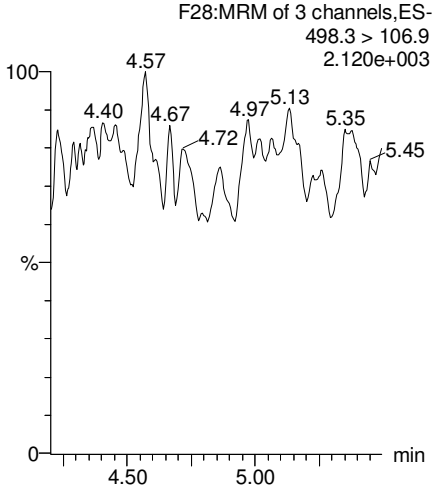

13C5-PFHxA

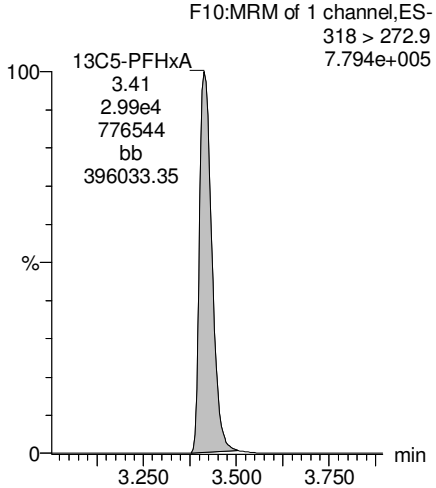

13C2-PFDoA

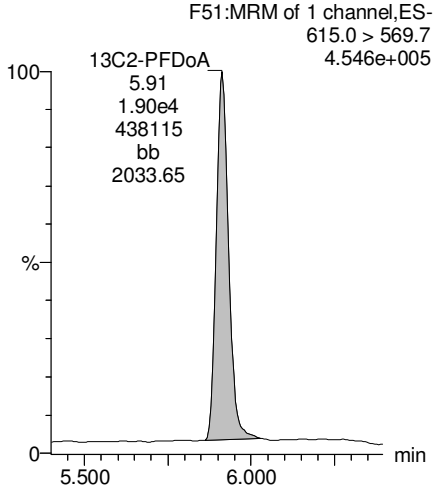

13C2-PFTeDA

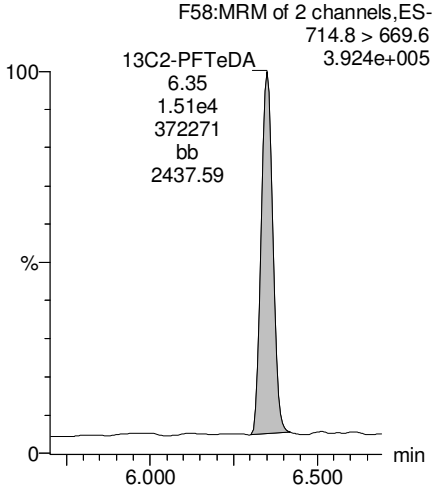

13C8-PFOS

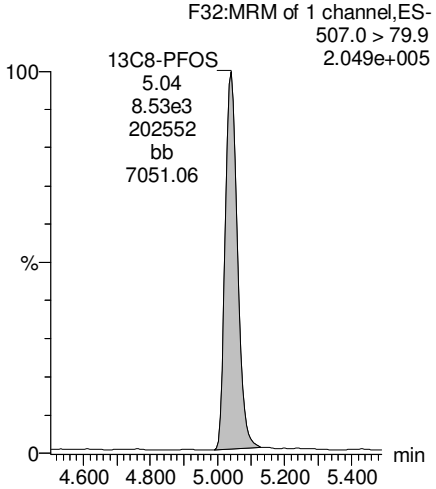

13C8-PFOA

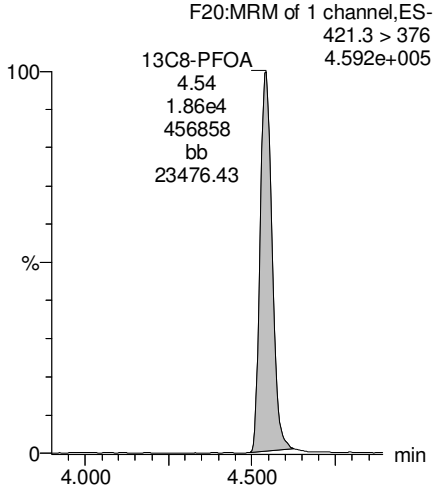

AC 1/4/2018

Dataset: U:\Q4.PRO\results\171220M3\171220M3-40.qld

Last Altered: Thursday, January 04, 2018 11:23:43 Pacific Standard Time
Printed: Thursday, January 04, 2018 11:24:35 Pacific Standard Time

Name: 171220M3_40, Date: 21-Dec-2017, Time: 08:59:50, ID: 1701715-01 I001MW52S-171113 0.00111, Description: I001MW52S-171113

13C3-PFHxS

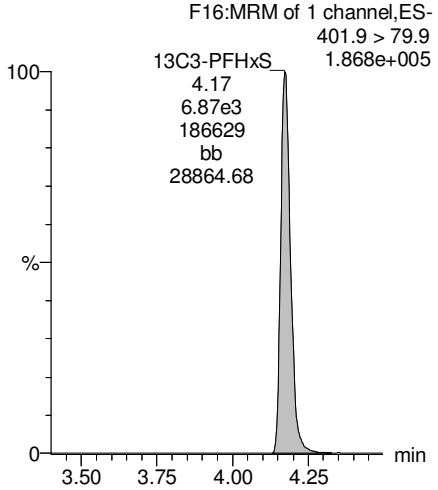

13C9-PFNA

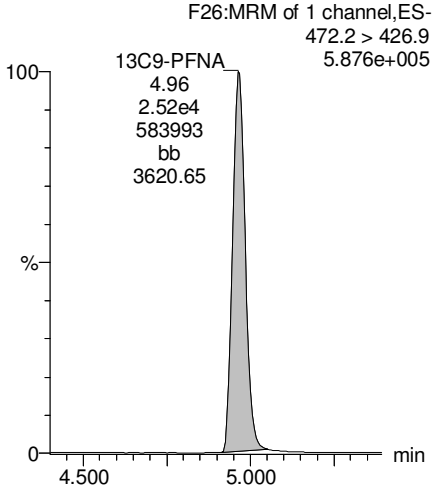

13C4-PFOS

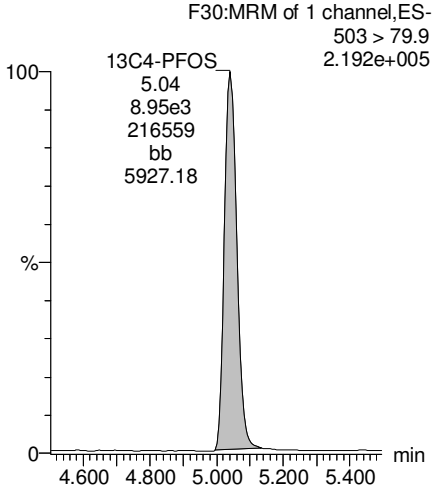

13C6-PFDA

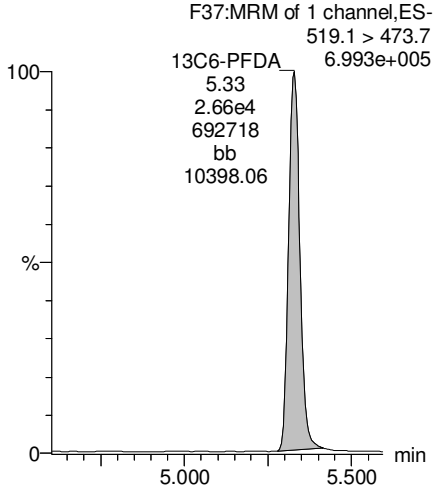

13C7-PFUdA

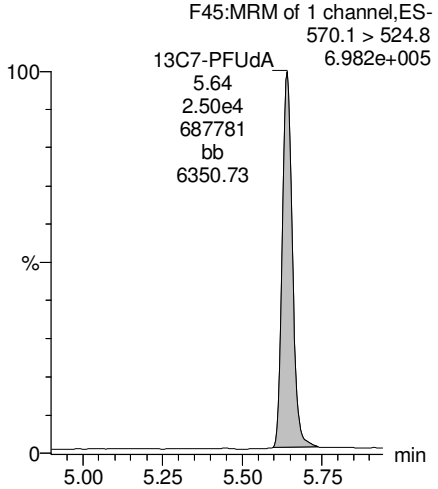

AC 1/4/2018

Vista Analytical Laboratory

Rev'd: MM 1/4/18

Dataset: U:\G1.PRO\Results\2018\180104G2\180104G2-4.qld

Last Altered: Thursday, January 04, 2018 14:07:13 Pacific Standard Time
Printed: Thursday, January 04, 2018 14:08:43 Pacific Standard Time

Method: U:\G1.PRO\MethDB\PFAS_A_171206.mdb 14 Dec 2017 09:07:26
Calibration: U:\G1.PRO\CurveDB\C18_VAL-PFAS_Q1_12-05-17_L9.cdb 06 Dec 2017 10:07:59

Name: 180104G2_04, Date: 04-Jan-2018, Time: 12:46:50, ID: 1701715-01 @10X I001MW52S-171113 0.00111, Description: I001MW52S-171113

	#	Name	Trace	Area	IS Area	RRF	wt/vol	Pred.RT	RT	y Axis Resp.	Conc.	%Rec
1	4	PFHxA	312.9 > 268.9	1.37e5	6.33e3		0.0011	3.40	3.40	108	166688.8185	
2	6	PFHxS	398.9 > 79.6	7.15e4	3.08e3		0.0011	4.04	4.04	291	162665.7581	
3	7	PFOA	413.0 > 368.7	1.74e5	1.23e4		0.0011	4.34	4.34	177	278884.4886	
4	14	13C2-PFHxA	315.0 > 269.8	6.33e3	1.63e4	1.071	0.0011	3.40	3.40	4.85	4120.1330	90.6
5	15	13C4-PFHpA	367.2 > 321.8	9.05e3	1.63e4	0.465	0.0011	3.92	3.92	6.94	13562.2678	119.3
6	16	18O2-PFHxS	403 > 102.6	3.08e3	6.84e3	0.482	0.0011	4.04	4.04	5.63	10601.6870	93.3
7	17	13C2-PFOA	414.9 > 369.7	1.23e4	3.43e3	4.966	0.0011	4.34	4.34	44.7	8182.1495	72.0
8	22	13C5-PFHxA	318>272.9	1.63e4	1.63e4	1.000	0.0011	3.39	3.40	12.5	11363.6364	100.0
9	23	13C3-PFHxS	401.9 > 79.9	6.84e3	6.84e3	1.000	0.0011	4.05	4.04	12.5	11363.6364	100.0
10	24	13C8-PFOA	421.3 > 376	3.43e3	3.43e3	1.000	0.0011	4.30	4.34	12.5	11363.6364	100.0
11	25	13C9-PFNA	472.2 > 426.9	4.39e3	4.39e3	1.000	0.0011	4.94	4.68	12.5	11363.6364	100.0
12	26	13C4-PFOS	503.0 > 79.9	3.27e3	3.27e3	1.000	0.0011	4.72	4.75	12.5	11363.6364	100.0
13	28	Total PFHxS	398.9 > 79.6	7.15e4	3.08e3		0.0011	4.32		291	162665.7581	
14	29	Total PFOA	413.0 > 368.7	2.32e5	1.23e4		0.0011	4.41		236	344787.0221	

GM 1/4/18

Vista Analytical Laboratory

Rev'd: MM 1/4/18

Dataset: U:\G1.PRO\Results\2018\180104G2\180104G2-4.qld

Last Altered: Thursday, January 04, 2018 14:07:13 Pacific Standard Time
Printed: Thursday, January 04, 2018 14:08:43 Pacific Standard Time

Method: U:\G1.PRO\MethDB\PFAS_A_171206.mdb 14 Dec 2017 09:07:26
Calibration: U:\G1.PRO\CurveDB\C18_VAL-PFAS_Q1_12-05-17_L9.cdb 06 Dec 2017 10:07:59

Name: 180104G2_04, Date: 04-Jan-2018, Time: 12:46:50, ID: 1701715-01 @10X I001MW52S-171113 0.00111, Description: I001MW52S-171113

PFHxA

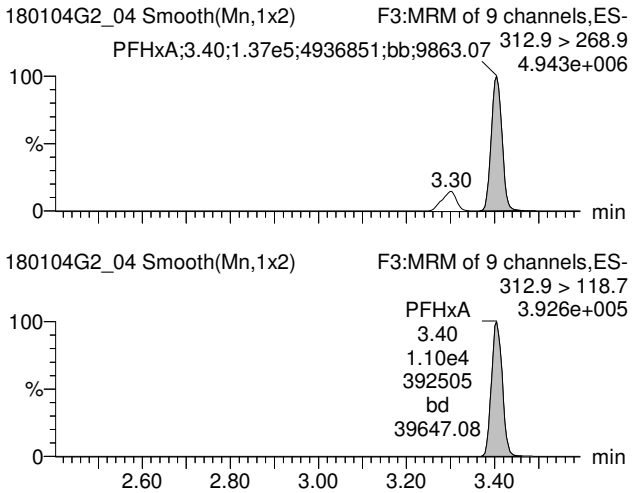

Total PFHxS

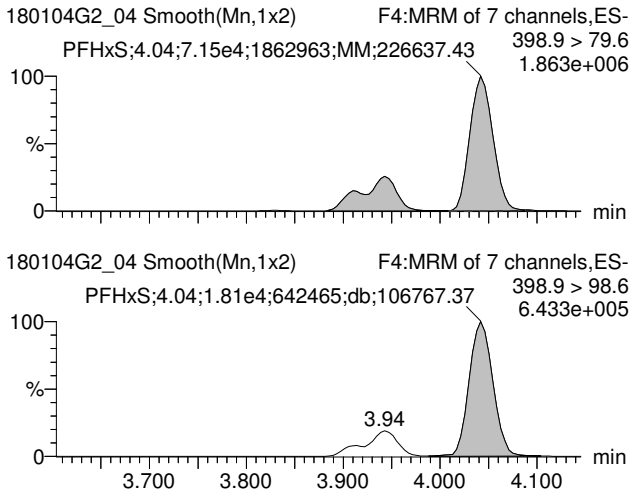

Total PFOA

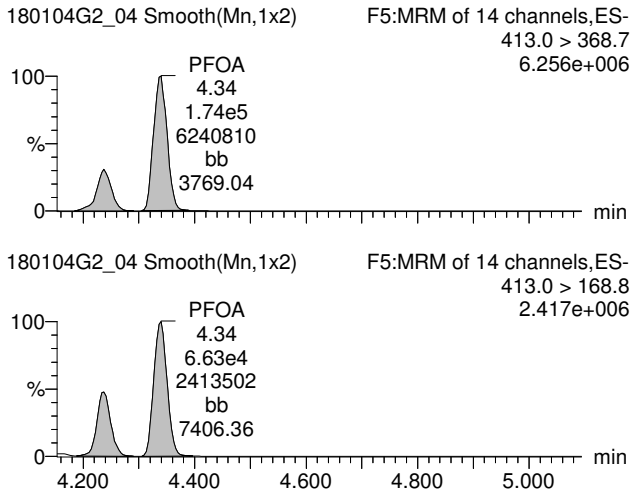

13C2-PFHxA

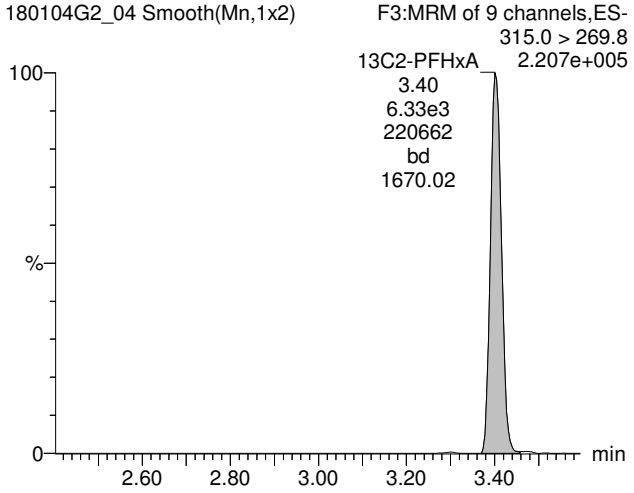

18O2-PFHxS

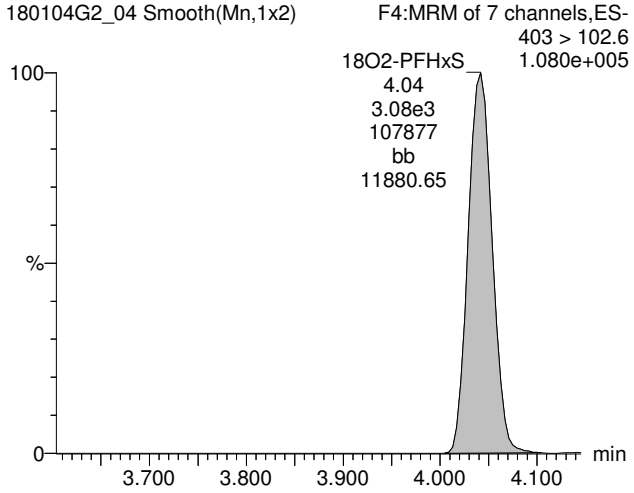

13C2-PFOA

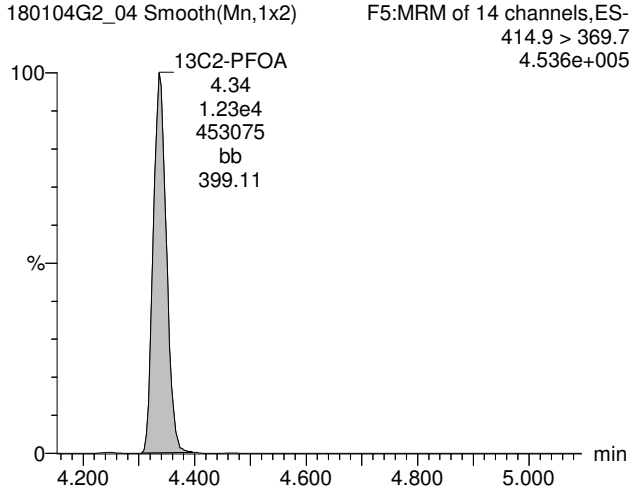

GM 1/4/18

Vista Analytical Laboratory

Rev'd: MM 1/4/18

Dataset: U:\G1.PRO\Results\2018\180104G2\180104G2-4.qld

Last Altered: Thursday, January 04, 2018 14:07:13 Pacific Standard Time
Printed: Thursday, January 04, 2018 14:08:43 Pacific Standard Time

Name: 180104G2_04, Date: 04-Jan-2018, Time: 12:46:50, ID: 1701715-01 @10X I001MW52S-171113 0.00111, Description: I001MW52S-171113

13C5-PFHxA

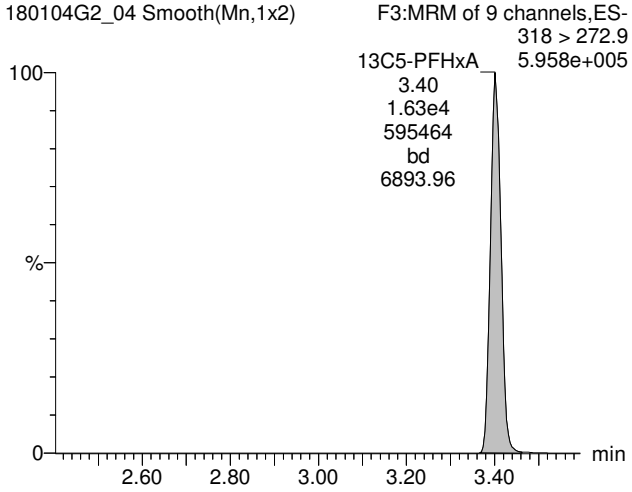

13C3-PFHxS

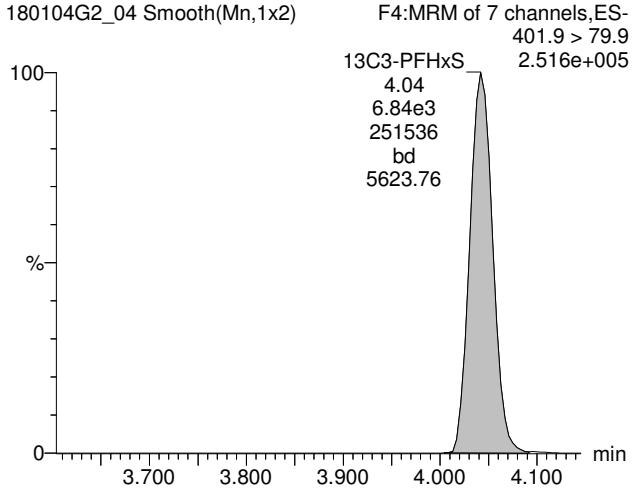

13C8-PFOA

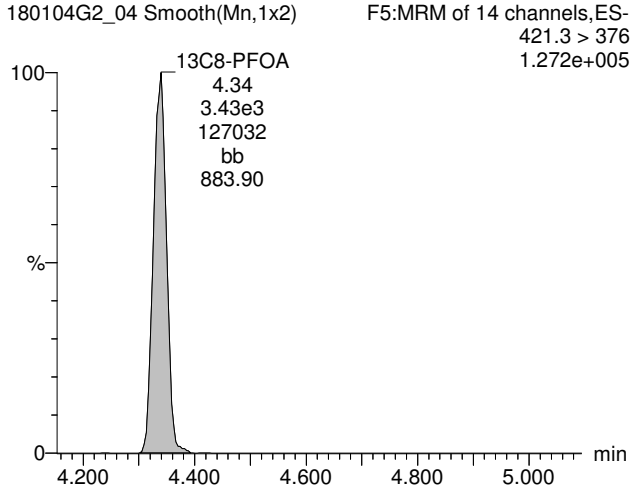

GM 1/4/18

Vista Analytical Laboratory

Rev'd: MM 1/5/18

Dataset: U:\Q4.PRO\results\171222M2\171222M2-21.qld

Last Altered: Saturday, December 23, 2017 16:01:12 Pacific Standard Time
Printed: Friday, January 05, 2018 08:32:00 Pacific Standard Time

Method: U:\Q4.PRO\MethDB\PFAS_FULL_80C_122017.mdb 23 Dec 2017 14:44:32
Calibration: U:\Q4.PRO\CurveDB\C18_VAL-PFAS_Q4_12-22-17_OLDISRS.cdb 23 Dec 2017 13:25:20

Name: 171222M2_21, Date: 22-Dec-2017, Time: 20:27:41, ID: 1701715-02 I001MW52D-171114 0.1085, Description: I001MW52D-171114

	#	Name	Trace	Area	IS Area	Wt./Vol.	RRF	Pred.RT	RT	y Axis Resp.	Conc.	%Rec
1	3	PFBS	299.0 > 79.7	6.43e2	1.12e3	0.109		3.05	2.77	7.20	32.5033	
2	4	PFHxA	313.2 > 268.9	1.61e4	2.65e3	0.109		3.55	3.26	30.4	207.6349	
3	5	PFHpA	363.0 > 318.9	1.34e3	4.49e3	0.109		4.18	3.88	3.72	24.5311	
4	6	L-PFHxS	398.9 > 79.6	9.99e2	7.51e2	0.109		4.10	4.03	16.6	84.3926	
5	9	L-PFOA	413 > 368.7	5.85e3	7.78e3	0.109		4.52	4.40	9.40	96.6089	
6	12	PFNA	463.0 > 418.8		5.87e3	0.109		5.10				
7	14	L-PFOS	499 > 79.9		2.73e3	0.109		4.96				
8	16	PFDA	513 > 468.8		7.26e3	0.109		5.47				
9	18	N-MeFOSAA	570.1 > 419		2.16e3	0.109		5.60				
10	19	N-EtFOSAA	584.2 > 419		2.79e3	0.109		5.76				
11	20	PFUdA	563.0 > 518.9		6.29e3	0.109		5.78				
12	22	PFDoA	612.9 > 569.0		4.31e3	0.109		6.06				

MJT FOR GM1/5/2018

Vista Analytical Laboratory

Rev'd: MM 1/5/18

Dataset: U:\Q4.PRO\results\171222M2\171222M2-21.qld

Last Altered: Saturday, December 23, 2017 16:01:12 Pacific Standard Time
Printed: Friday, January 05, 2018 08:32:14 Pacific Standard Time

Method: U:\Q4.PRO\MethDB\PFAS_FULL_80C_122017.mdb 23 Dec 2017 14:44:32
Calibration: U:\Q4.PRO\CurveDB\C18_VAL-PFAS_Q4_12-22-17_OLDISRS.cdb 23 Dec 2017 13:25:20

Name: 171222M2_21, Date: 22-Dec-2017, Time: 20:27:41, ID: 1701715-02 I001MW52D-171114 0.1085, Description: I001MW52D-171114

	#	Name	Trace	Area	IS Area	Wt./Vol.	RRF	Pred.RT	RT	y Axis Resp.	Conc.	%Rec
1	24	PFTrDA	662.9 > 618.9		4.31e3	0.109		6.25				
2	25	PFTeDA	712.9 > 668.8		4.97e3	0.109		6.46				
3	31	13C3-PFBA	216.1 > 171.8	4.88e3	6.13e3	0.109	0.862	1.80	1.53	9.94	106.3350	92.3
4	32	13C3-PFPeA	266. > 221.8	7.28e3	8.53e3	0.109	0.847	2.55	2.50	10.7	116.1517	100.8
5	33	13C3-PFBS	302. > 98.8	1.12e3	8.53e3	0.109	0.104	3.05	2.77	1.64	145.2713	126.1
6	34	13C2-PFHxA	315 > 269.8	2.65e3	8.53e3	0.109	0.728	3.55	3.26	3.89	49.2228	106.8
7	35	13C4-PFHpA	367.2 > 321.8	4.49e3	8.53e3	0.109	0.576	4.18	3.88	6.58	105.3089	91.4
8	36	18O2-PFHxS	403.0 > 102.6	7.51e2	2.35e3	0.109	0.422	4.10	4.03	3.99	87.0950	75.6
9	37	13C2-6:2 FTS	429.1 > 408.9	2.05e3	6.59e3	0.109	0.308	4.63	4.34	3.89	116.3522	101.0
10	38	13C2-PFOA	414.9 > 369.7	7.78e3	6.59e3	0.109	1.220	4.52	4.40	14.8	111.4398	96.7
11	39	13C5-PFNA	468.2 > 422.9	5.87e3	7.71e3	0.109	0.914	5.10	4.82	9.50	95.8262	83.2
12	40	13C8-PFOSA	506.1 > 77.7	1.55e3	8.88e3	0.109	0.301	4.81	4.88	2.19	67.0198	58.2
13	41	13C8-PFOS	507.0 > 79.9	2.73e3	2.13e3	0.109	0.989	5.20	4.91	16.0	149.1596	129.5
14	42	13C2-PFDA	515.1 > 469.9	7.26e3	7.23e3	0.109	1.249	5.47	5.19	12.6	92.7224	80.5
15	43	13C2-8:2 FTS	529.1 > 508.7	1.34e3	8.53e3	0.109	0.147	5.44	5.17	1.96	122.4497	106.3
16	44	d3-N-MeFOSAA	573.3 > 419	2.16e3	8.88e3	0.109	0.336	5.60	5.34	3.04	83.3613	72.4
17	45	d5-N-EtFOSAA	589.3 > 419	2.79e3	8.88e3	0.109	0.417	5.60	5.49	3.93	86.9796	75.5
18	46	13C2-PFUdA	565 > 519.8	6.29e3	8.88e3	0.109	1.034	5.78	5.51	8.86	78.9450	68.5
19	47	13C2-PFDoA	615.0 > 569.7	4.31e3	8.88e3	0.109	0.722	6.05	5.79	6.07	77.4908	67.3
20	49	13C2-PFTeDA	714.8 > 669.6	4.97e3	8.88e3	0.109	0.627	6.46	6.24	6.99	102.6738	89.1
21	54	13C4-PFBA	217. > 171.8	6.13e3	6.13e3	0.109	1.000	1.80	1.53	12.5	115.2074	100.0
22	55	13C5-PFHxA	318 > 272.9	8.53e3	8.53e3	0.109	1.000	3.55	3.26	12.5	115.2074	100.0
23	56	13C3-PFHxS	401.9 > 79.9	2.35e3	2.35e3	0.109	1.000	4.30	4.03	12.5	115.2074	100.0
24	57	13C8-PFOA	421.3 > 376	6.59e3	6.59e3	0.109	1.000	4.68	4.39	12.5	115.2074	100.0
25	58	13C9-PFNA	472.2 > 426.9	7.71e3	7.71e3	0.109	1.000	5.10	4.82	12.5	115.2074	100.0
26	59	13C4-PFOS	503 > 79.9	2.13e3	2.13e3	0.109	1.000	5.20	4.91	12.5	115.2074	100.0
27	60	13C6-PFDA	519.1 > 473.7	7.23e3	7.23e3	0.109	1.000	5.47	5.19	12.5	115.2074	100.0
28	61	13C7-PFUdA	570.1 > 524.8	8.88e3	8.88e3	0.109	1.000	5.44	5.51	12.5	115.2074	100.0
29	62	Total PFHxS	398.9 > 79.6	9.99e2	7.51e2	0.109		4.20		16.6	84.3926	
30	63	Total PFOA	413 > 368.7	8.50e3	7.78e3	0.109		4.60		13.7	137.2788	
31	64	Total PFOS	499 > 79.9	0.00e0	2.73e3	0.109		5.10		0.000		
32	65	Total N-MeFOSAA	570.1 > 419	0.00e0	2.16e3	0.109		5.50		0.000		

MJT FOR GM1/5/2018

Dataset: U:\Q4.PRO\results\171222M2\171222M2-21.qld

Last Altered: Saturday, December 23, 2017 16:01:12 Pacific Standard Time
Printed: Friday, January 05, 2018 08:32:14 Pacific Standard Time

Name: 171222M2_21, Date: 22-Dec-2017, Time: 20:27:41, ID: 1701715-02 I001MW52D-171114 0.1085, Description: I001MW52D-171114

	#	Name	Trace	Area	IS Area	Wt./Vol.	RRF	Pred.RT	RT	y Axis Resp.	Conc.	%Rec
33	66	Total N-EtFOSAA	584.2 > 419	0.00e0	2.79e3	0.109		5.50		0.000		

MJT FOR GM1/5/2018

Dataset: U:\Q4.PRO\results\171222M2\171222M2-21.qld

Last Altered: Saturday, December 23, 2017 16:01:12 Pacific Standard Time
Printed: Friday, January 05, 2018 08:32:14 Pacific Standard Time

Method: U:\Q4.PRO\MethDB\PFAS_FULL_80C_122017.mdb 23 Dec 2017 14:44:32
Calibration: U:\Q4.PRO\CurveDB\C18_VAL-PFAS_Q4_12-22-17_OLDISRS.cdb 23 Dec 2017 13:25:20

Name: 171222M2_21, Date: 22-Dec-2017, Time: 20:27:41, ID: 1701715-02 I001MW52D-171114 0.1085, Description: I001MW52D-171114

PFBS

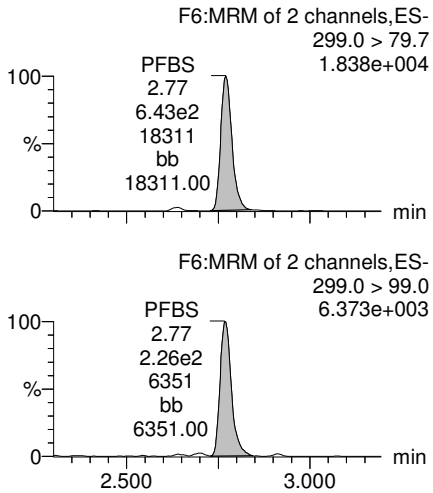

PFHxA

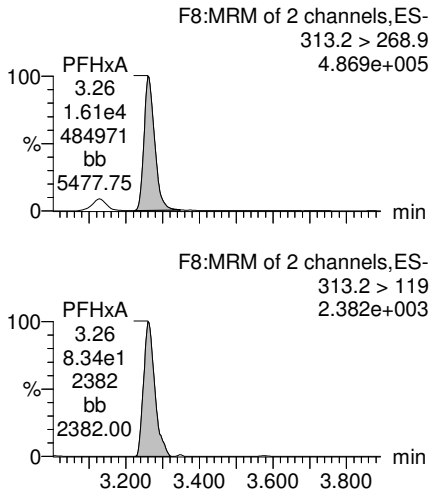

PFHpA

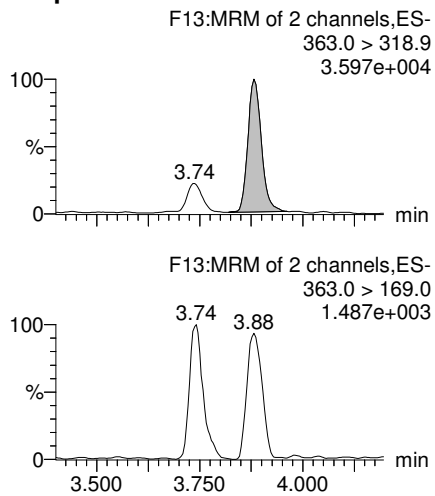

Total PFHxS

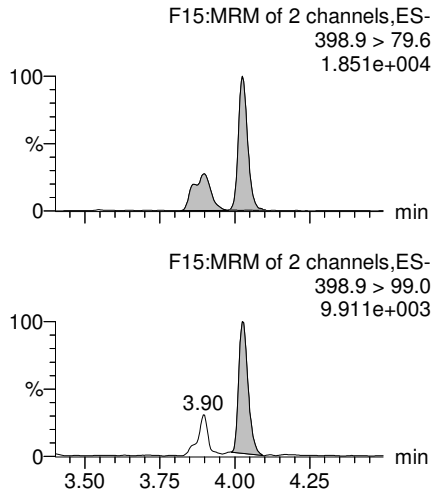

13C3-PFBS

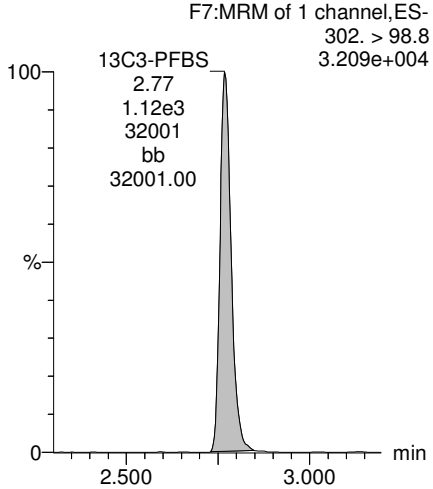

13C2-PFHxA

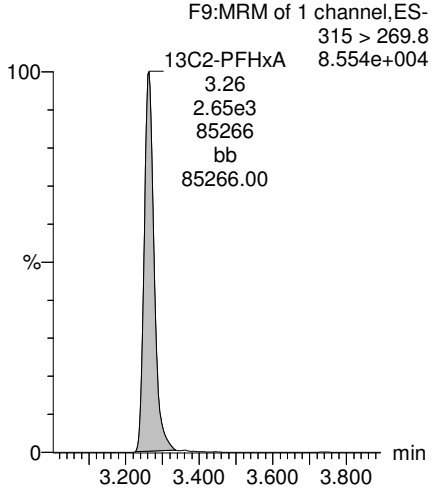

13C4-PFHpA

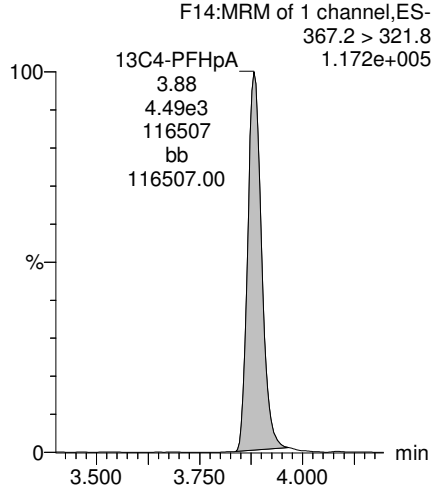

18O2-PFHxS

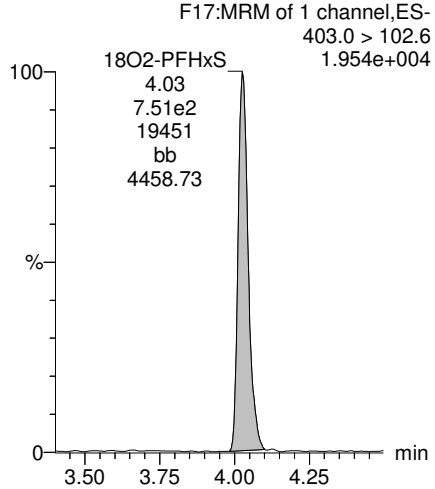

MJT FOR GM1/5/2018

Dataset: U:\Q4.PRO\results\171222M2\171222M2-21.qld

Last Altered: Saturday, December 23, 2017 16:01:12 Pacific Standard Time
Printed: Friday, January 05, 2018 08:32:14 Pacific Standard Time

Name: 171222M2_21, Date: 22-Dec-2017, Time: 20:27:41, ID: 1701715-02 I001MW52D-171114 0.1085, Description: I001MW52D-171114

Total PFOA

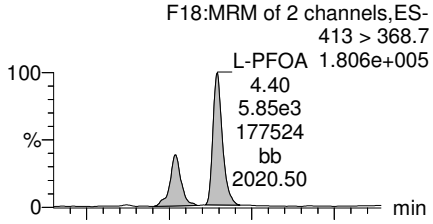

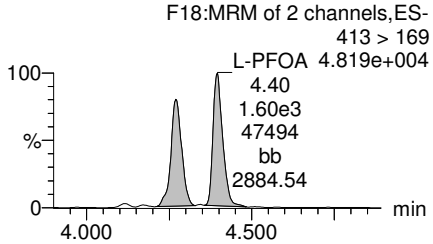

PFNA

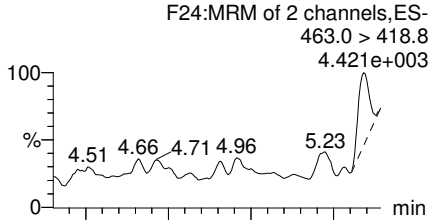

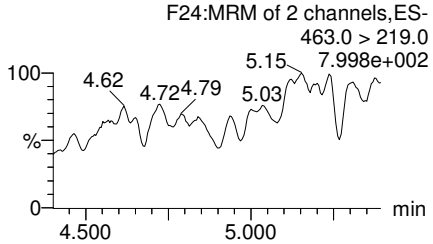

Total PFOS

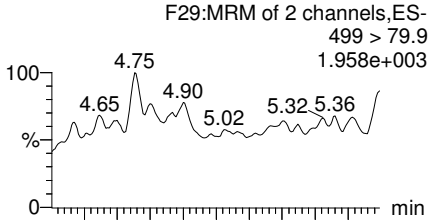

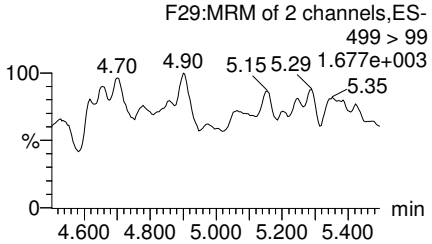

PFDA

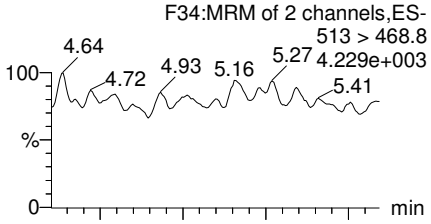

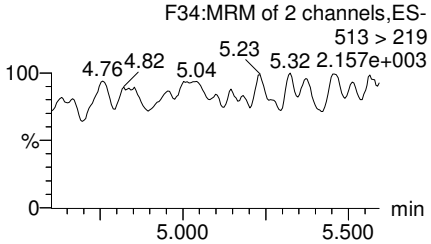

13C2-PFOA

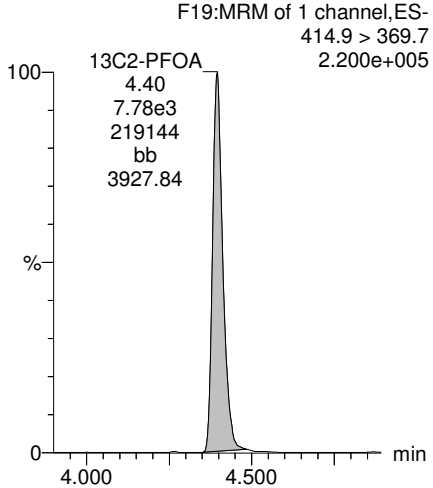

13C5-PFNA

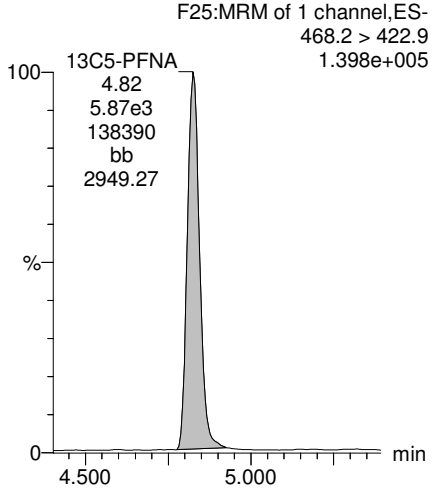

13C8-PFOS

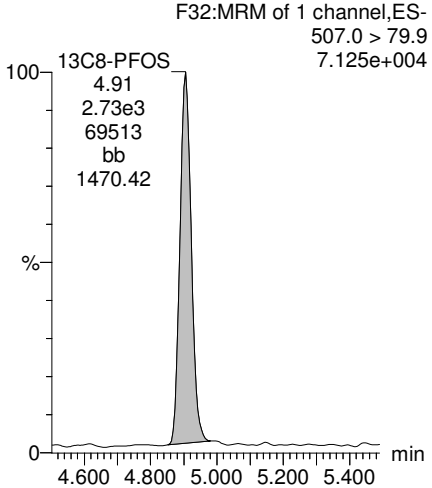

13C2-PFDA

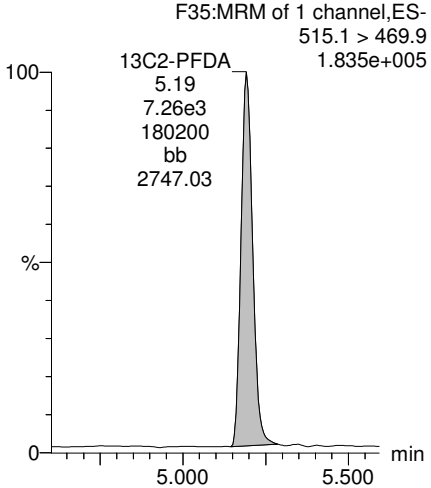

MJT FOR GM1/5/2018

Dataset: U:\Q4.PRO\results\171222M2\171222M2-21.qld

Last Altered: Saturday, December 23, 2017 16:01:12 Pacific Standard Time
Printed: Friday, January 05, 2018 08:32:14 Pacific Standard Time

Name: 171222M2_21, Date: 22-Dec-2017, Time: 20:27:41, ID: 1701715-02 I001MW52D-171114 0.1085, Description: I001MW52D-171114

PFUdA

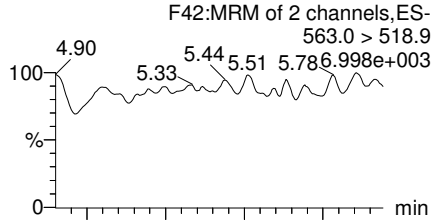

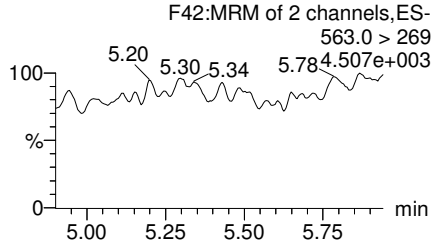

N-MeFOSAA

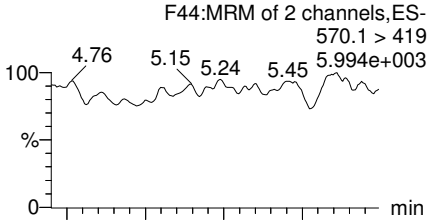

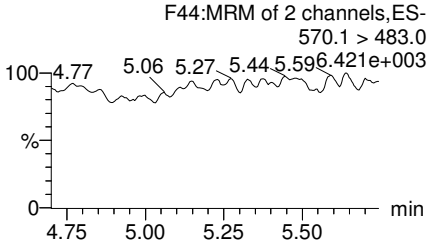

N-EtFOSAA

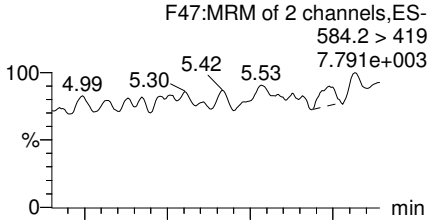

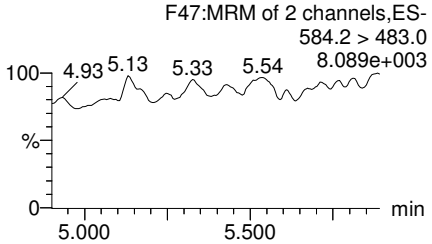

PFDoA

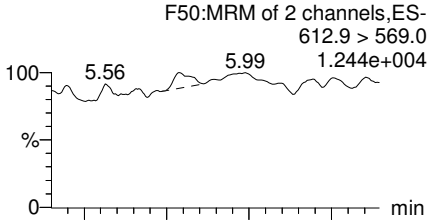

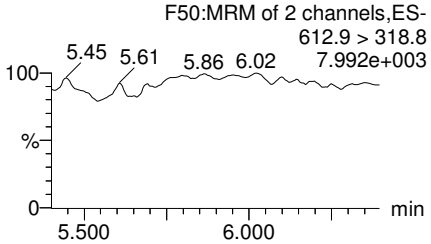

13C2-PFUdA

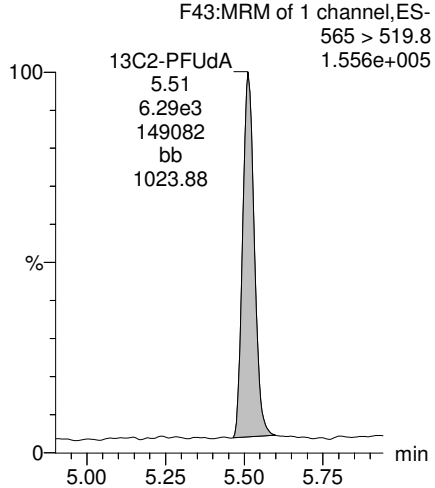

d3-N-MeFOSAA

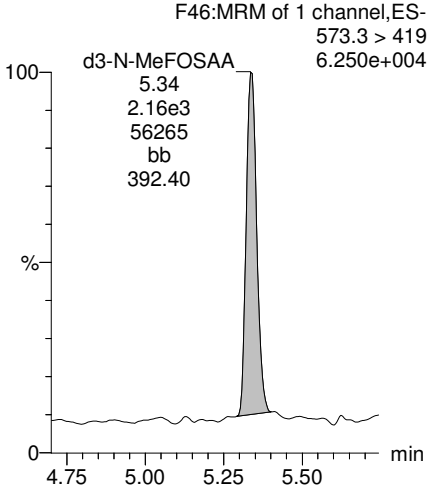

d5-N-EtFOSAA

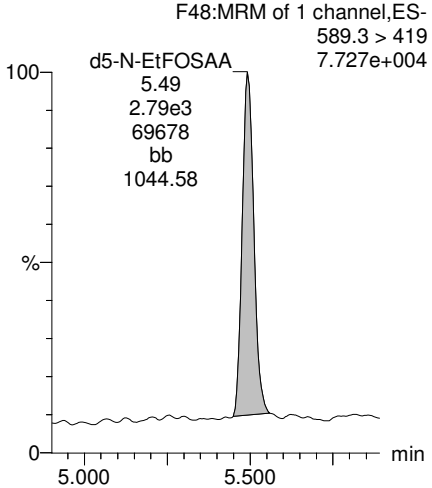

13C2-PFDoA

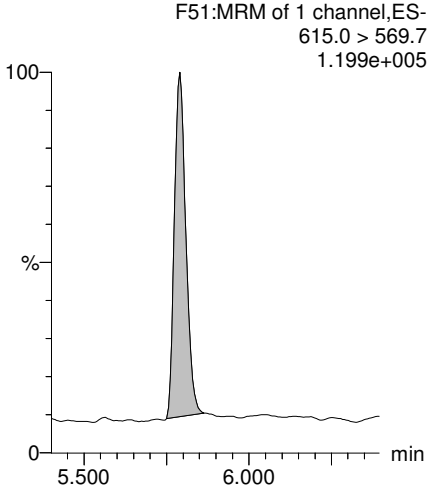

MJT FOR GM1/5/2018

Dataset: U:\Q4.PRO\results\171222M2\171222M2-21.qld

Last Altered: Saturday, December 23, 2017 16:01:12 Pacific Standard Time
Printed: Friday, January 05, 2018 08:32:14 Pacific Standard Time

Name: 171222M2_21, Date: 22-Dec-2017, Time: 20:27:41, ID: 1701715-02 I001MW52D-171114 0.1085, Description: I001MW52D-171114

PFTrDA

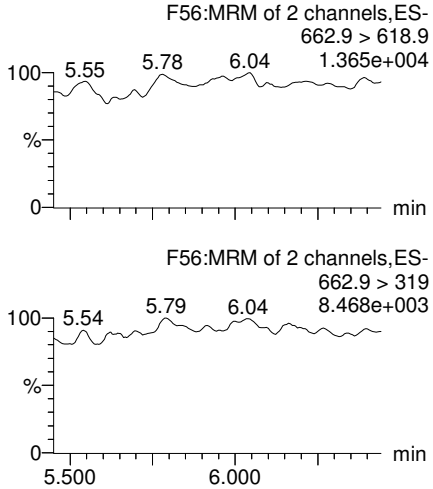

PFTeDA

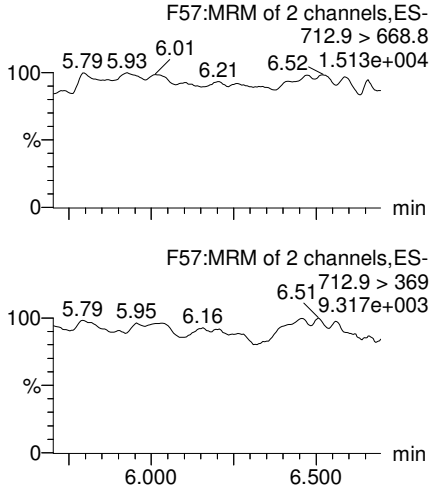

TCDA

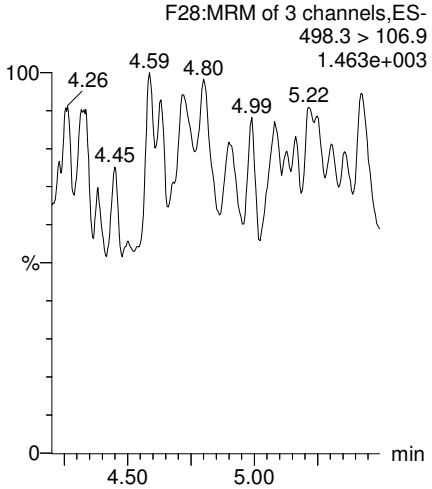

13C5-PFHxA

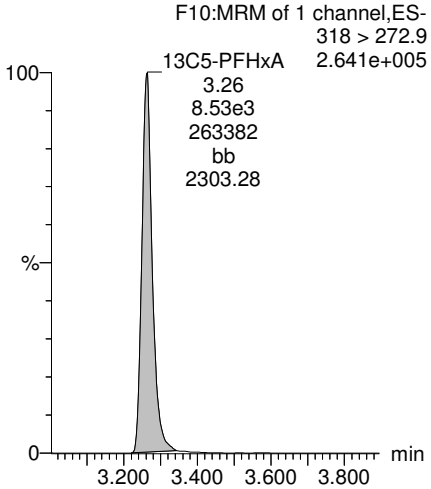

13C2-PFDoA

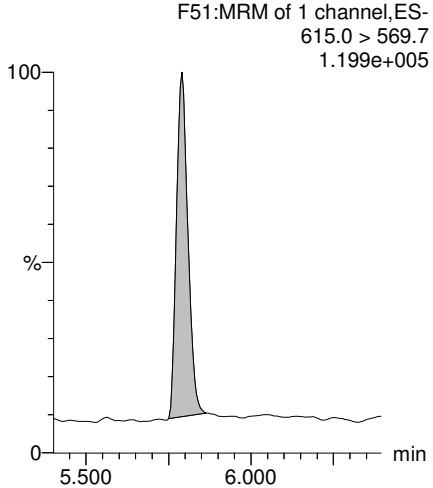

13C2-PFTeDA

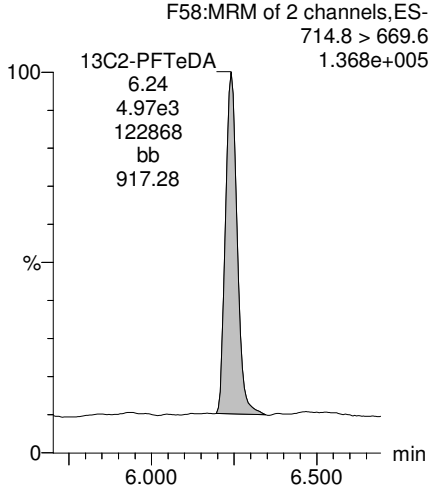

13C8-PFOS

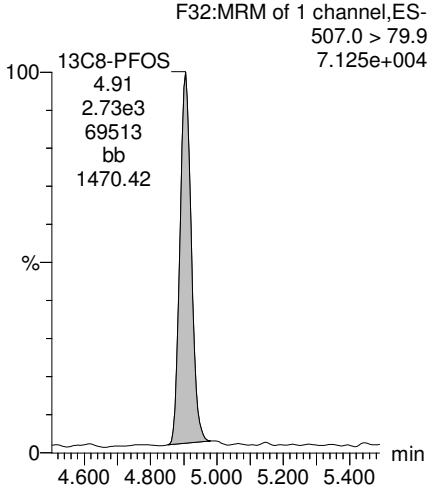

13C8-PFOA

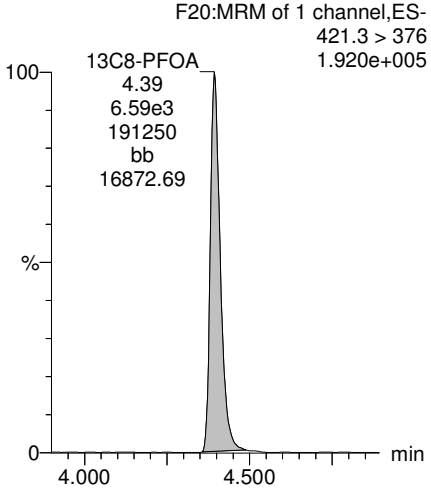

MJT FOR GM1/5/2018

Dataset: U:\Q4.PRO\results\171222M2\171222M2-21.qld

Last Altered: Saturday, December 23, 2017 16:01:12 Pacific Standard Time
Printed: Friday, January 05, 2018 08:32:14 Pacific Standard Time

Name: 171222M2_21, Date: 22-Dec-2017, Time: 20:27:41, ID: 1701715-02 I001MW52D-171114 0.1085, Description: I001MW52D-171114

13C3-PFHxS

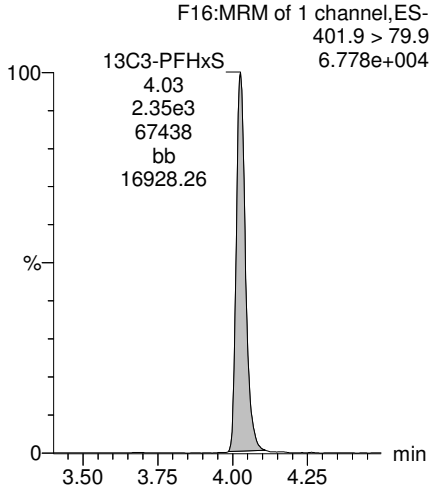

13C9-PFNA

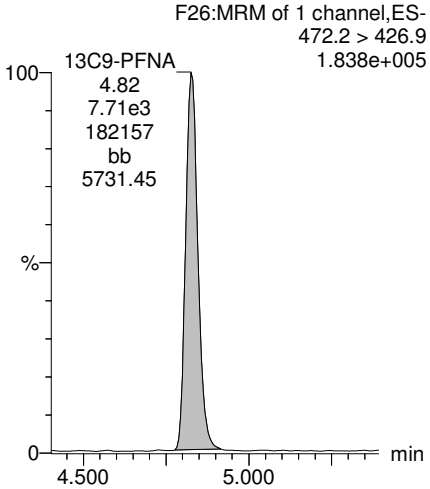

13C4-PFOS

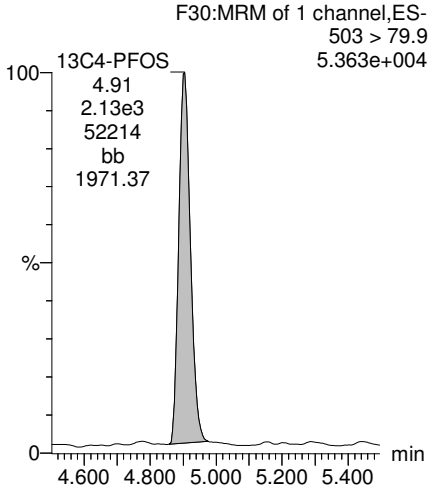

13C6-PFDA

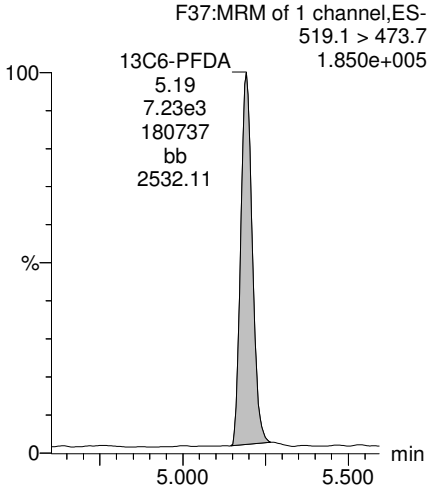

13C7-PFUdA

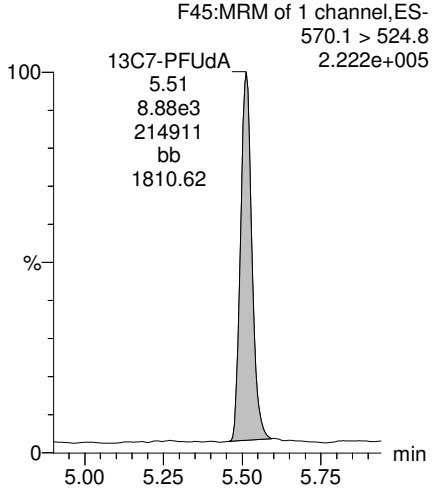

MJT FOR GM1/5/2018

Vista Analytical Laboratory

Rev'd: MM 1/5/18

Dataset: U:\Q4.PRO\results\171222M2\171222M2-22.qld

Last Altered: Saturday, December 23, 2017 16:06:57 Pacific Standard Time
Printed: Friday, January 05, 2018 08:33:32 Pacific Standard Time

Method: U:\Q4.PRO\MethDB\PFAS_FULL_80C_122017.mdb 23 Dec 2017 14:44:32
Calibration: U:\Q4.PRO\CurveDB\C18_VAL-PFAS_Q4_12-22-17_OLDISRS.cdb 23 Dec 2017 13:25:20

Name: 171222M2_22, Date: 22-Dec-2017, Time: 20:38:52, ID: 1701715-03 EB01-171113 0.11224, Description: EB01-171113

	#	Name	Trace	Area	IS Area	Wt./Vol.	RRF	Pred.RT	RT	y Axis Resp.	Conc.	%Rec
1	3	PFBS	299.0 > 79.7		1.25e3	0.112		3.05				
2	4	PFHxA	313.2 > 268.9		3.34e3	0.112		3.55				
3	5	PFHpA	363.0 > 318.9		6.03e3	0.112		4.18				
4	6	L-PFHxS	398.9 > 79.6	3.01e1	1.04e3	0.112		4.10	4.03	0.362		
5	9	L-PFOA	413 > 368.7	4.49e2	8.95e3	0.112		4.52	4.40	0.627	1.2790	
6	12	PFNA	463.0 > 418.8		7.13e3	0.112		5.10				
7	14	L-PFOS	499 > 79.9		2.65e3	0.112		4.96				
8	16	PFDA	513 > 468.8		7.58e3	0.112		5.47				
9	18	N-MeFOSAA	570.1 > 419		3.08e3	0.112		5.60				
10	19	N-EtFOSAA	584.2 > 419		2.88e3	0.112		5.76				
11	20	PFUdA	563.0 > 518.9		7.89e3	0.112		5.78				
12	22	PFDoA	612.9 > 569.0		5.41e3	0.112		6.06				

MJT FOR GM1/5/2018

Vista Analytical Laboratory

Rev'd: MM 1/5/18

Dataset: U:\Q4.PRO\results\171222M2\171222M2-22.qld

Last Altered: Saturday, December 23, 2017 16:06:57 Pacific Standard Time
Printed: Friday, January 05, 2018 08:33:47 Pacific Standard Time

Method: U:\Q4.PRO\MethDB\PFAS_FULL_80C_122017.mdb 23 Dec 2017 14:44:32
Calibration: U:\Q4.PRO\CurveDB\C18_VAL-PFAS_Q4_12-22-17_OLDISRS.cdb 23 Dec 2017 13:25:20

Name: 171222M2_22, Date: 22-Dec-2017, Time: 20:38:52, ID: 1701715-03 EB01-171113 0.11224, Description: EB01-171113

	#	Name	Trace	Area	IS Area	Wt./Vol.	RRF	Pred.RT	RT	y Axis Resp.	Conc.	%Rec
1	24	PFTrDA	662.9 > 618.9		5.41e3	0.112		6.25				
2	25	PFTeDA	712.9 > 668.8		5.50e3	0.112		6.46				
3	31	13C3-PFBA	216.1 > 171.8	6.26e3	7.66e3	0.112	0.862	1.80	1.53	10.2	105.5981	94.8
4	32	13C3-PFPeA	266. > 221.8	9.34e3	1.20e4	0.112	0.847	2.55	2.50	9.73	102.4514	92.0
5	33	13C3-PFBS	302. > 98.8	1.25e3	1.20e4	0.112	0.104	3.05	2.77	1.30	111.8717	100.5
6	34	13C2-PFHxA	315 > 269.8	3.34e3	1.20e4	0.112	0.728	3.55	3.26	3.48	42.5902	95.6
7	35	13C4-PFHpA	367.2 > 321.8	6.03e3	1.20e4	0.112	0.576	4.18	3.88	6.29	97.2898	87.4
8	36	18O2-PFHxS	403.0 > 102.6	1.04e3	2.52e3	0.112	0.422	4.10	4.02	5.16	108.9324	97.8
9	37	13C2-6:2 FTS	429.1 > 408.9	2.47e3	7.91e3	0.112	0.308	4.63	4.34	3.90	112.7784	101.3
10	38	13C2-PFOA	414.9 > 369.7	8.95e3	7.91e3	0.112	1.220	4.52	4.40	14.1	103.1916	92.7
11	39	13C5-PFNA	468.2 > 422.9	7.13e3	1.08e4	0.112	0.914	5.10	4.82	8.26	80.5029	72.3
12	40	13C8-PFOSA	506.1 > 77.7	2.08e3	1.03e4	0.112	0.301	4.81	4.88	2.52	74.6440	67.0
13	41	13C8-PFOS	507.0 > 79.9	2.65e3	3.24e3	0.112	0.989	5.20	4.91	10.2	92.0992	82.7
14	42	13C2-PFDA	515.1 > 469.9	7.58e3	7.69e3	0.112	1.249	5.47	5.19	12.3	87.9239	78.9
15	43	13C2-8:2 FTS	529.1 > 508.7	1.50e3	1.20e4	0.112	0.147	5.44	5.17	1.56	94.4000	84.8
16	44	d3-N-MeFOSAA	573.3 > 419	3.08e3	1.03e4	0.112	0.336	5.60	5.34	3.73	99.0604	88.9
17	45	d5-N-EtFOSAA	589.3 > 419	2.88e3	1.03e4	0.112	0.417	5.60	5.49	3.48	74.4892	66.9
18	46	13C2-PFUdA	565 > 519.8	7.89e3	1.03e4	0.112	1.034	5.78	5.51	9.55	82.2870	73.9
19	47	13C2-PFDoA	615.0 > 569.7	5.41e3	1.03e4	0.112	0.722	6.05	5.79	6.55	80.9162	72.7
20	49	13C2-PFTeDA	714.8 > 669.6	5.50e3	1.03e4	0.112	0.627	6.46	6.24	6.66	94.6065	84.9
21	54	13C4-PFBA	217. > 171.8	7.66e3	7.66e3	0.112	1.000	1.80	1.53	12.5	111.3685	100.0
22	55	13C5-PFHxA	318 > 272.9	1.20e4	1.20e4	0.112	1.000	3.55	3.26	12.5	111.3685	100.0
23	56	13C3-PFHxS	401.9 > 79.9	2.52e3	2.52e3	0.112	1.000	4.30	4.03	12.5	111.3685	100.0
24	57	13C8-PFOA	421.3 > 376	7.91e3	7.91e3	0.112	1.000	4.68	4.39	12.5	111.3685	100.0
25	58	13C9-PFNA	472.2 > 426.9	1.08e4	1.08e4	0.112	1.000	5.10	4.82	12.5	111.3685	100.0
26	59	13C4-PFOS	503 > 79.9	3.24e3	3.24e3	0.112	1.000	5.20	4.91	12.5	111.3685	100.0
27	60	13C6-PFDA	519.1 > 473.7	7.69e3	7.69e3	0.112	1.000	5.47	5.19	12.5	111.3685	100.0
28	61	13C7-PFUdA	570.1 > 524.8	1.03e4	1.03e4	0.112	1.000	5.44	5.51	12.5	111.3685	100.0
29	62	Total PFHxS	398.9 > 79.6	3.01e1	1.04e3	0.112		4.20		0.000		
30	63	Total PFOA	413 > 368.7	4.49e2	8.95e3	0.112		4.60		0.627	1.2790	
31	64	Total PFOS	499 > 79.9	0.00e0	2.65e3	0.112		5.10		0.000		
32	65	Total N-MeFOSAA	570.1 > 419	0.00e0	3.08e3	0.112		5.50		0.000		

MJT FOR GM1/5/2018

Dataset: U:\Q4.PRO\results\171222M2\171222M2-22.qld

Last Altered: Saturday, December 23, 2017 16:06:57 Pacific Standard Time
Printed: Friday, January 05, 2018 08:33:47 Pacific Standard Time

Name: 171222M2_22, Date: 22-Dec-2017, Time: 20:38:52, ID: 1701715-03 EB01-171113 0.11224, Description: EB01-171113

	#	Name	Trace	Area	IS Area	Wt./Vol.	RRF	Pred.RT	RT	y Axis Resp.	Conc.	%Rec
33	66	Total N-EtFOSAA	584.2 > 419	0.00e0	2.88e3	0.112		5.50		0.000		

MJT FOR GM1/5/2018

Vista Analytical Laboratory

Rev'd: MM 1/5/18

Dataset: U:\Q4.PRO\results\171222M2\171222M2-22.qld

Last Altered: Saturday, December 23, 2017 16:06:57 Pacific Standard Time
Printed: Friday, January 05, 2018 08:33:47 Pacific Standard Time

Method: U:\Q4.PRO\MethDB\PFAS_FULL_80C_122017.mdb 23 Dec 2017 14:44:32
Calibration: U:\Q4.PRO\CurveDB\C18_VAL-PFAS_Q4_12-22-17_OLDISRS.cdb 23 Dec 2017 13:25:20

Name: 171222M2_22, Date: 22-Dec-2017, Time: 20:38:52, ID: 1701715-03 EB01-171113 0.11224, Description: EB01-171113

PFBS

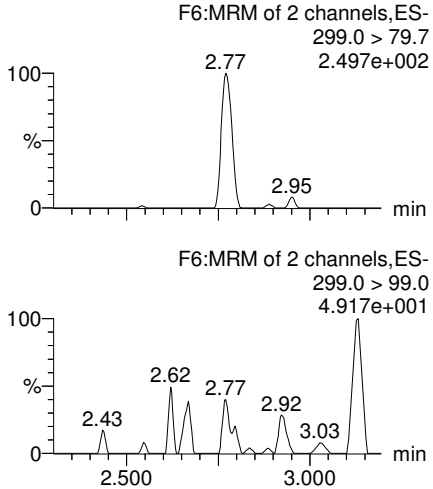

PFHxA

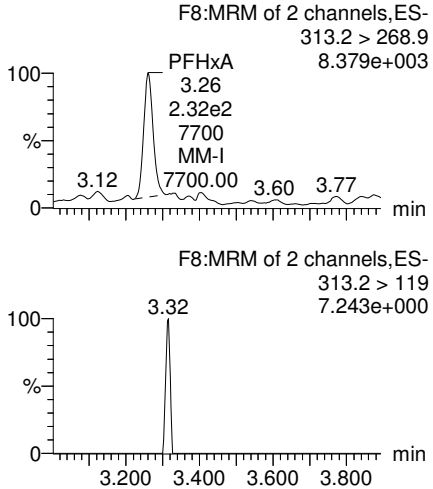

PFHpA

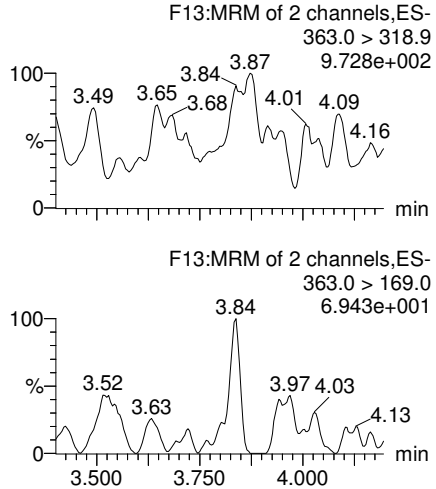

Total PFHxS

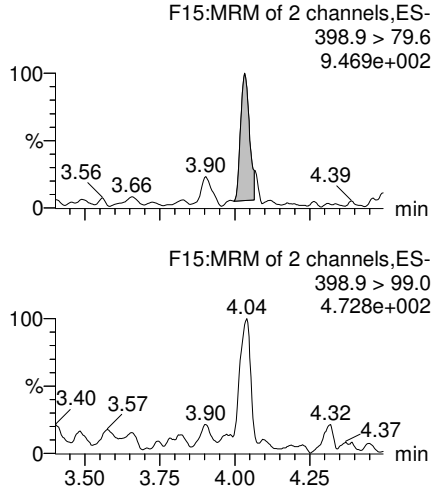

13C3-PFBS

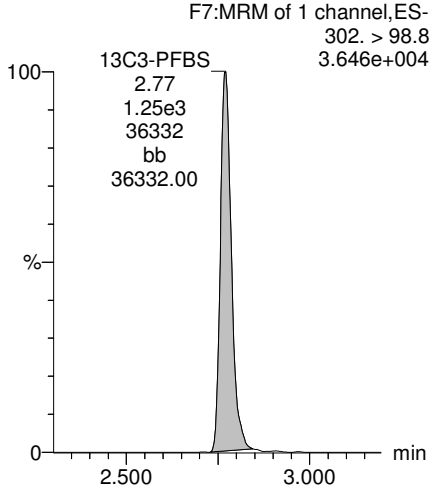

13C2-PFHxA

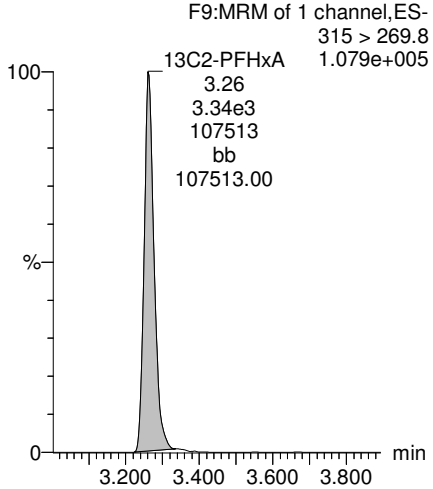

13C4-PFHpA

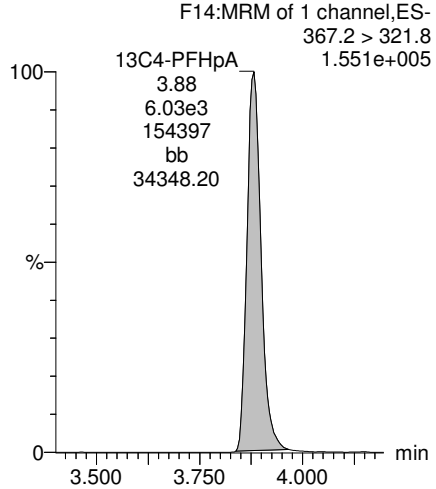

18O2-PFHxS

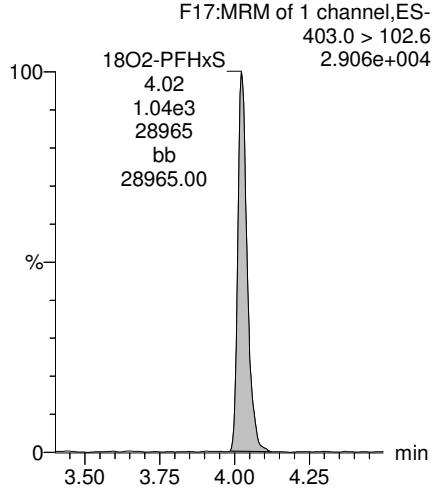

MJT FOR GM1/5/2018

Vista Analytical Laboratory

Rev'd: MM 1/5/18

Dataset: U:\Q4.PRO\results\171222M2\171222M2-22.qld

Last Altered: Saturday, December 23, 2017 16:06:57 Pacific Standard Time
Printed: Friday, January 05, 2018 08:33:47 Pacific Standard Time

Name: 171222M2_22, Date: 22-Dec-2017, Time: 20:38:52, ID: 1701715-03 EB01-171113 0.11224, Description: EB01-171113

Total PFOA

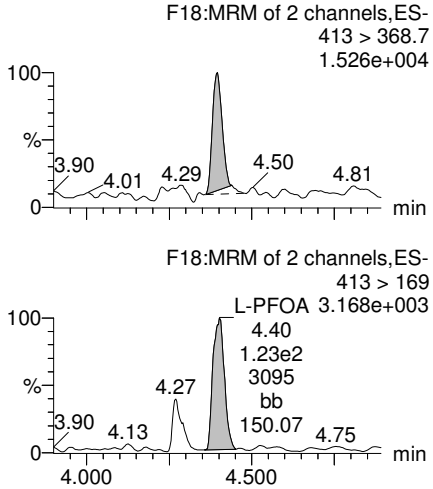

PFNA

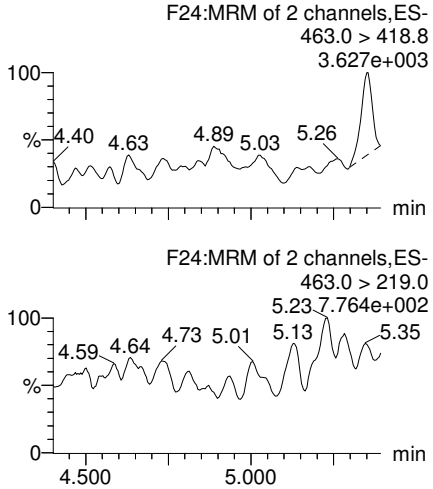

Total PFOS

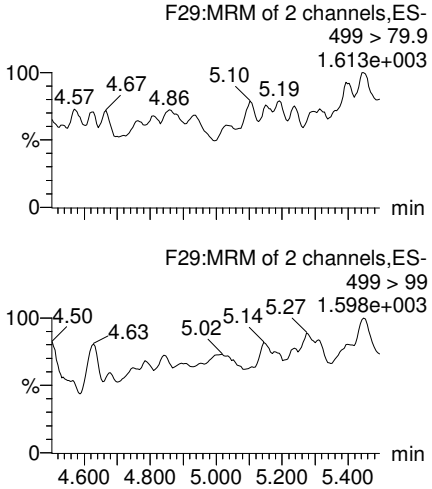

PFDA

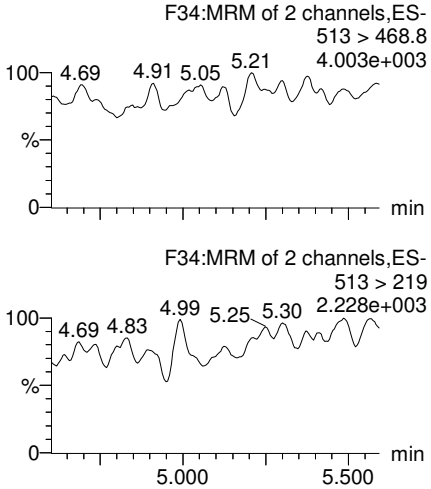

13C2-PFOA

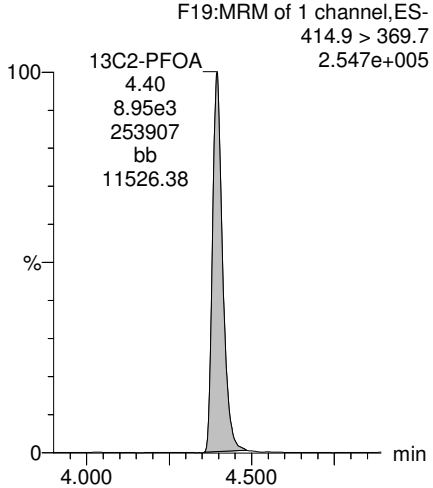

13C5-PFNA

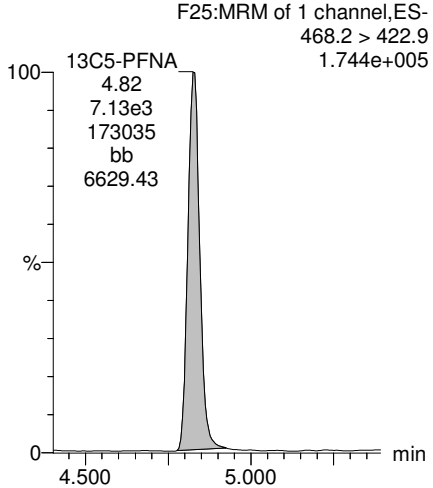

13C8-PFOS

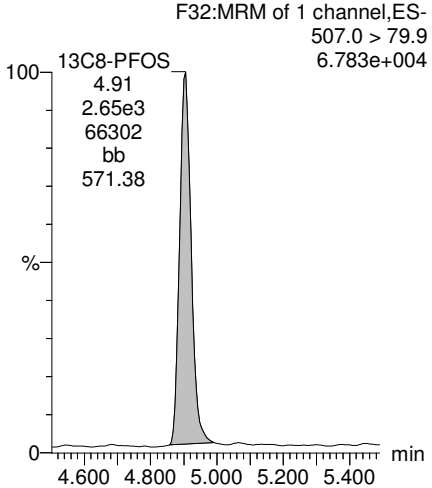

13C2-PFDA

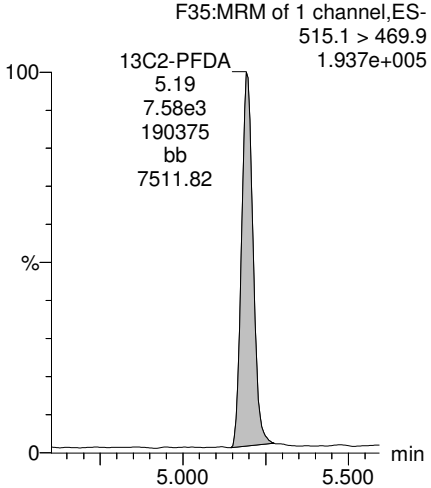

MJT FOR GM1/5/2018

Dataset: U:\Q4.PRO\results\171222M2\171222M2-22.qld

Last Altered: Saturday, December 23, 2017 16:06:57 Pacific Standard Time
Printed: Friday, January 05, 2018 08:33:47 Pacific Standard Time

Name: 171222M2_22, Date: 22-Dec-2017, Time: 20:38:52, ID: 1701715-03 EB01-171113 0.11224, Description: EB01-171113

PFUdA

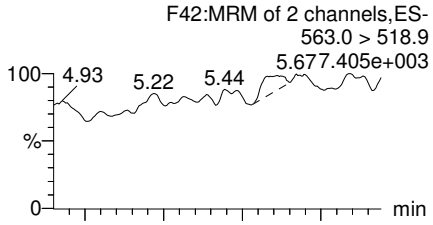

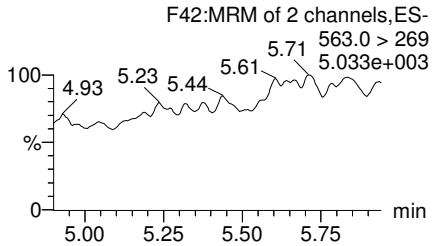

N-MeFOSAA

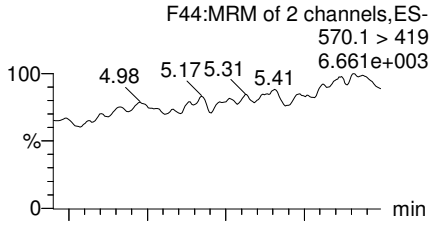

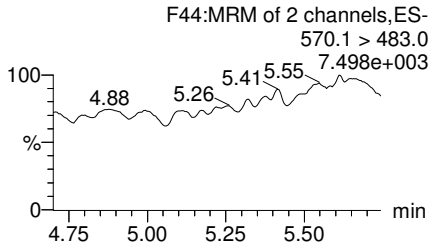

N-EtFOSAA

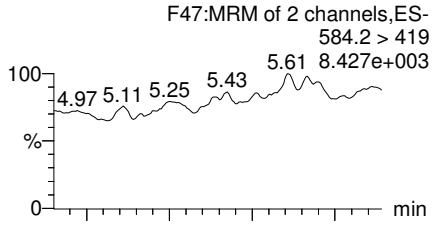

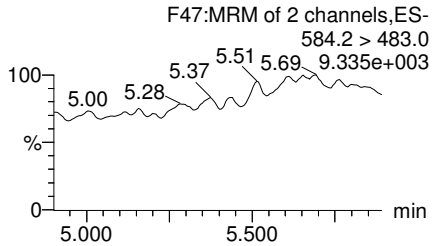

PFDoA

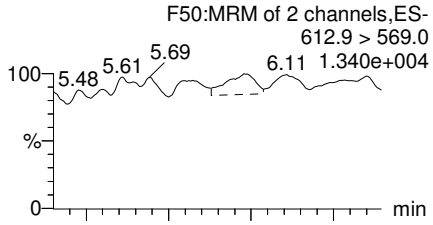

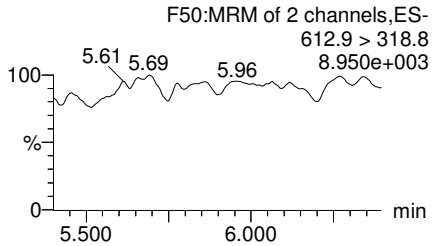

13C2-PFUdA

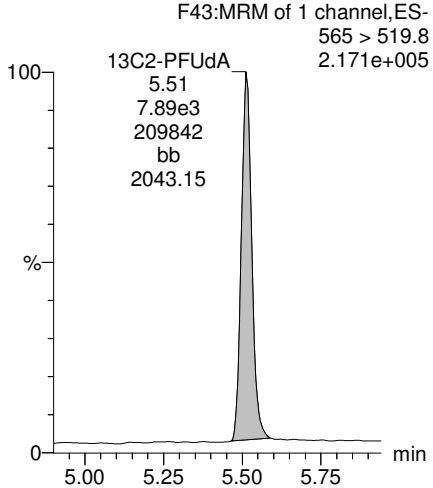

d3-N-MeFOSAA

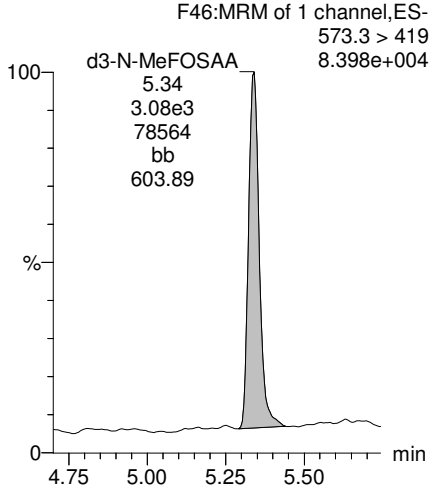

d5-N-EtFOSAA

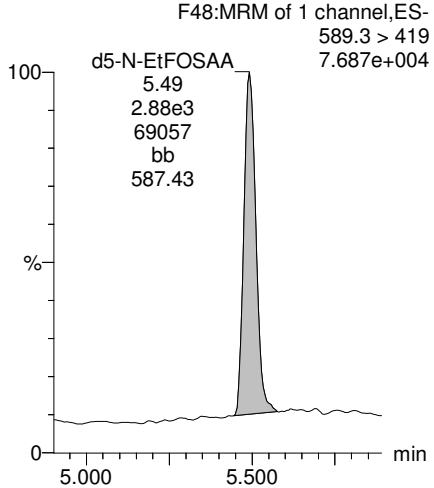

13C2-PFDoA

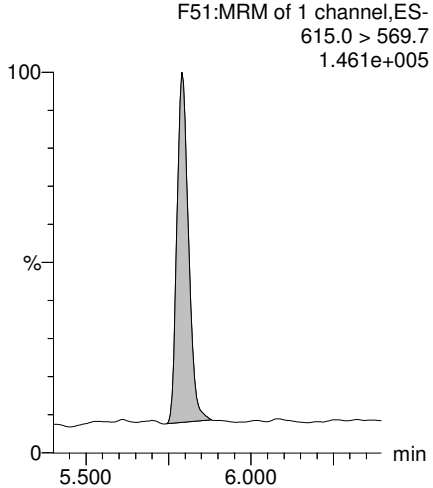

MJT FOR GM1/5/2018

Dataset: U:\Q4.PRO\results\171222M2\171222M2-22.qld

Last Altered: Saturday, December 23, 2017 16:06:57 Pacific Standard Time
Printed: Friday, January 05, 2018 08:33:47 Pacific Standard Time

Name: 171222M2_22, Date: 22-Dec-2017, Time: 20:38:52, ID: 1701715-03 EB01-171113 0.11224, Description: EB01-171113

PFTrDA

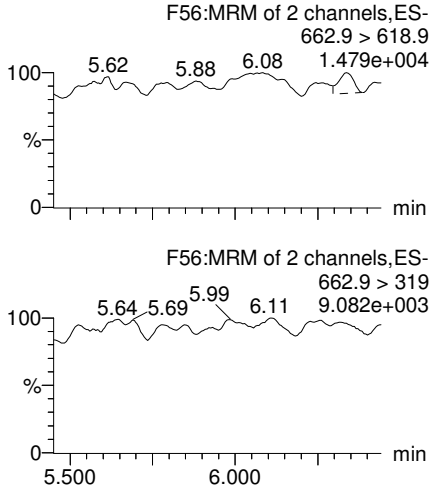

PFTeDA

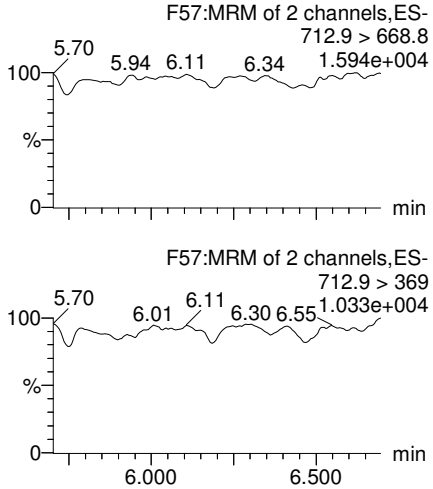

TCDA

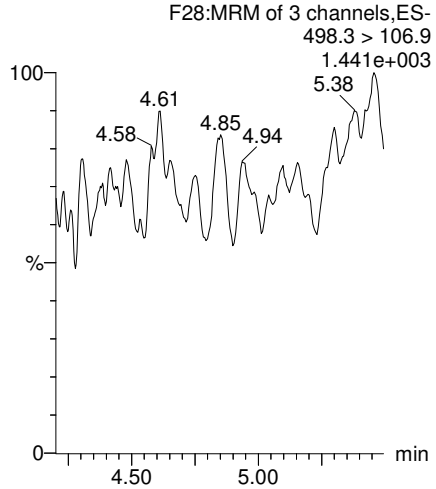

13C5-PFHxA

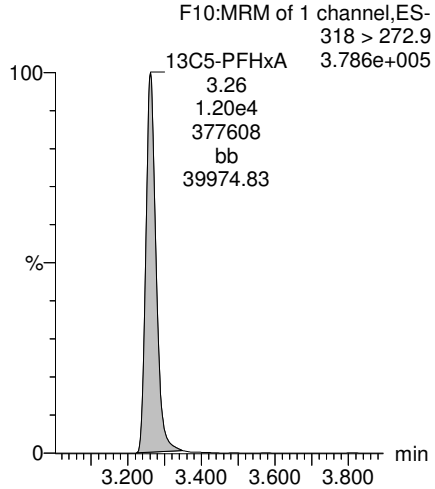

13C2-PFDoA

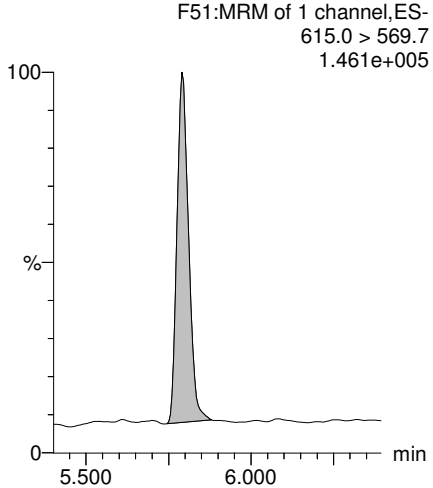

13C2-PFTeDA

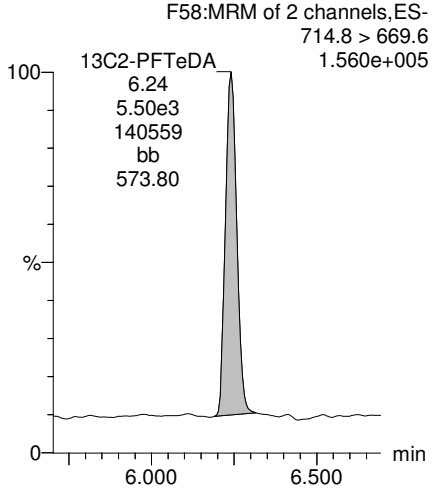

13C8-PFOS

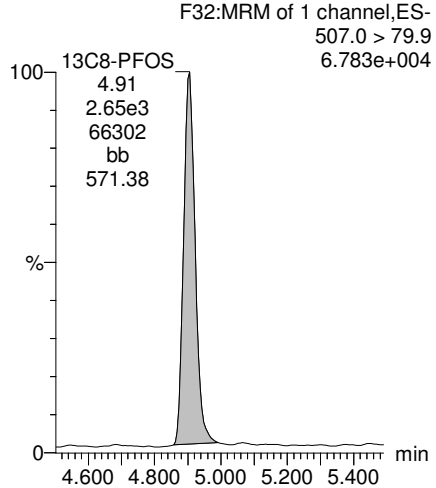

13C8-PFOA

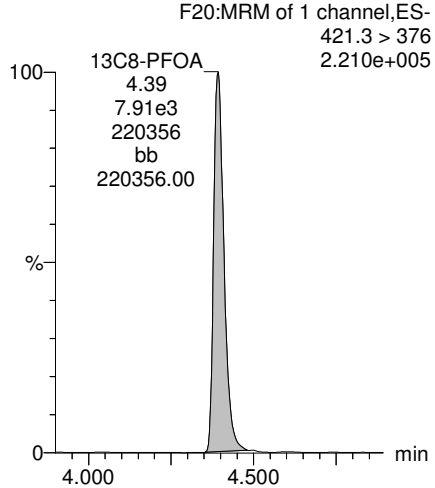

MJT FOR GM1/5/2018

Dataset: U:\Q4.PRO\results\171222M2\171222M2-22.qld

Last Altered: Saturday, December 23, 2017 16:06:57 Pacific Standard Time
Printed: Friday, January 05, 2018 08:33:47 Pacific Standard Time

Name: 171222M2_22, Date: 22-Dec-2017, Time: 20:38:52, ID: 1701715-03 EB01-171113 0.11224, Description: EB01-171113

13C3-PFHxS

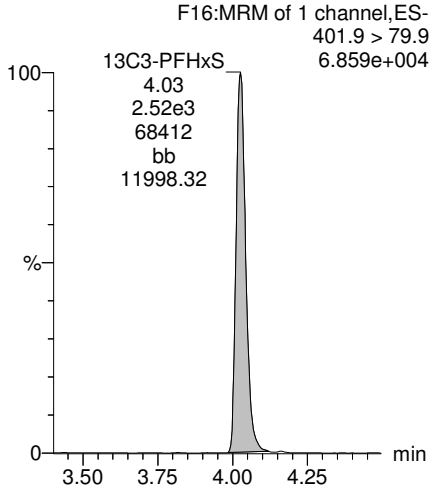

13C9-PFNA

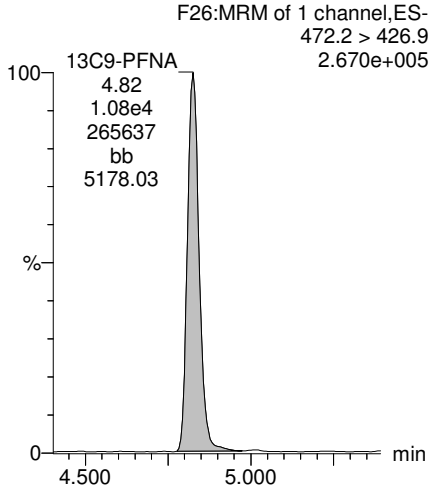

13C4-PFOS

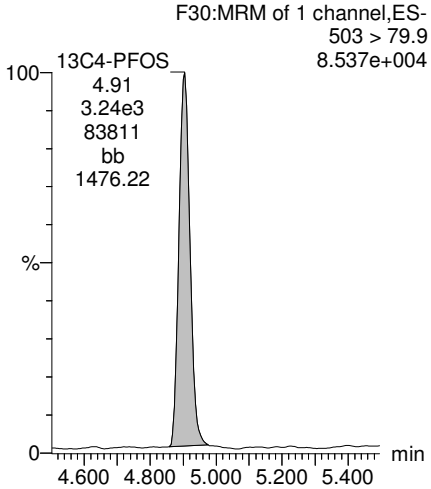

13C6-PFDA

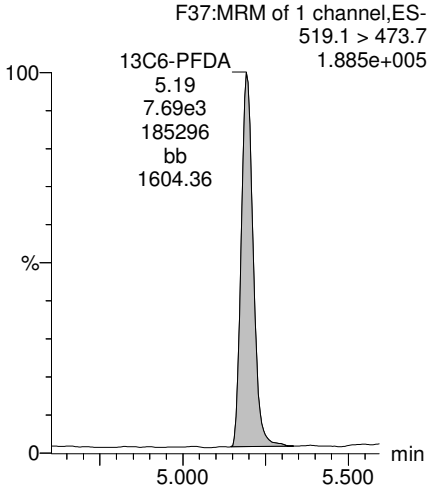

13C7-PFUdA

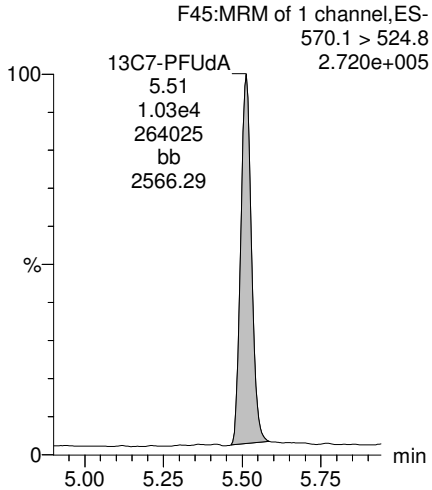

MJT FOR GM1/5/2018

Vista Analytical Laboratory

Rev'd: MM 1/5/18

Dataset: U:\Q4.PRO\results\171222M2\171222M2-23.qld

Last Altered: Saturday, December 23, 2017 16:12:59 Pacific Standard Time
Printed: Friday, January 05, 2018 08:37:25 Pacific Standard Time

Method: U:\Q4.PRO\MethDB\PFAS_FULL_80C_122017.mdb 23 Dec 2017 14:44:32
Calibration: U:\Q4.PRO\CurveDB\C18_VAL-PFAS_Q4_12-22-17_OLDISRS.cdb 23 Dec 2017 13:25:20

Name: 171222M2_23, Date: 22-Dec-2017, Time: 20:50:04, ID: 1701715-04 I001BC50S-171114 0.10565, Description: I001BC50S-171114

	#	Name	Trace	Area	IS Area	Wt./Vol.	RRF	Pred.RT	RT	y Axis Resp.	Conc.	%Rec
1	3	PFBS	299.0 > 79.7	2.10e4	1.05e3	0.106		3.05	2.77	250	1167.8444	
2	4	PFHxA	313.2 > 268.9	2.44e5	2.98e3	0.106		3.55	3.26	410	2886.9234	
3	5	PFHpA	363.0 > 318.9	3.24e4	5.50e3	0.106		4.18	3.89	73.8	518.4450	
4	6	L-PFHxS	398.9 > 79.6	1.36e5	6.95e2	0.106		4.10	4.03	2440	7840.4866	
5	9	L-PFOA	413 > 368.7	4.48e5	8.29e3	0.106		4.52	4.40	675	7526.7778	
6	12	PFNA	463.0 > 418.8	2.23e3	6.98e3	0.106		5.10	4.83	3.99	28.0982	
7	14	L-PFOS	499 > 79.9	2.72e4	2.28e3	0.106		4.96	4.77	150	1484.4149	
8	16	PFDA	513 > 468.8		8.17e3	0.106		5.47				
9	18	N-MeFOSAA	570.1 > 419		2.96e3	0.106		5.60				
10	19	N-EtFOSAA	584.2 > 419		2.68e3	0.106		5.76				
11	20	PFUdA	563.0 > 518.9		7.08e3	0.106		5.78				
12	22	PFDoA	612.9 > 569.0		5.47e3	0.106		6.06				

MJT FOR GM1/5/2018

Vista Analytical Laboratory

Rev'd: MM 1/5/18

Dataset: U:\Q4.PRO\results\171222M2\171222M2-23.qld

Last Altered: Saturday, December 23, 2017 16:12:59 Pacific Standard Time
Printed: Friday, January 05, 2018 08:37:43 Pacific Standard Time

Method: U:\Q4.PRO\MethDB\PFAS_FULL_80C_122017.mdb 23 Dec 2017 14:44:32
Calibration: U:\Q4.PRO\CurveDB\C18_VAL-PFAS_Q4_12-22-17_OLDISRS.cdb 23 Dec 2017 13:25:20

Name: 171222M2_23, Date: 22-Dec-2017, Time: 20:50:04, ID: 1701715-04 I001BC50S-171114 0.10565, Description: I001BC50S-171114

	#	Name	Trace	Area	IS Area	Wt./Vol.	RRF	Pred.RT	RT	y Axis Resp.	Conc.	%Rec
1	24	PFTrDA	662.9 > 618.9		5.47e3	0.106		6.25				
2	25	PFTeDA	712.9 > 668.8		5.25e3	0.106		6.46				
3	31	13C3-PFBA	216.1 > 171.8	4.59e3	6.82e3	0.106	0.862	1.80	1.53	8.40	92.2755	78.0
4	32	13C3-PFPeA	266. > 221.8	8.09e3	9.32e3	0.106	0.847	2.55	2.50	10.8	121.3107	102.5
5	33	13C3-PFBS	302. > 98.8	1.05e3	9.32e3	0.106	0.104	3.05	2.77	1.41	128.2388	108.4
6	34	13C2-PFHxA	315 > 269.8	2.98e3	9.32e3	0.106	0.728	3.55	3.26	3.99	51.9537	109.8
7	35	13C4-PFHpA	367.2 > 321.8	5.50e3	9.32e3	0.106	0.576	4.18	3.88	7.37	121.2319	102.5
8	36	18O2-PFHxS	403.0 > 102.6	6.95e2	1.79e3	0.106	0.422	4.10	4.03	4.86	108.8957	92.0
9	37	13C2-6:2 FTS	429.1 > 408.9	1.71e3	6.26e3	0.106	0.308	4.63	4.34	3.41	104.7884	88.6
10	38	13C2-PFOA	414.9 > 369.7	8.29e3	6.26e3	0.106	1.220	4.52	4.40	16.6	128.4019	108.5
11	39	13C5-PFNA	468.2 > 422.9	6.98e3	8.49e3	0.106	0.914	5.10	4.82	10.3	106.3460	89.9
12	40	13C8-PFOSA	506.1 > 77.7	1.76e3	8.90e3	0.106	0.301	4.81	4.88	2.47	77.6364	65.6
13	41	13C8-PFOS	507.0 > 79.9	2.28e3	2.39e3	0.106	0.989	5.20	4.91	11.9	113.8860	96.3
14	42	13C2-PFDA	515.1 > 469.9	8.17e3	6.57e3	0.106	1.249	5.47	5.20	15.6	117.9428	99.7
15	43	13C2-8:2 FTS	529.1 > 508.7	1.33e3	9.32e3	0.106	0.147	5.44	5.17	1.78	114.2368	96.6
16	44	d3-N-MeFOSAA	573.3 > 419	2.96e3	8.90e3	0.106	0.336	5.60	5.34	4.16	117.2115	99.1
17	45	d5-N-EtFOSAA	589.3 > 419	2.68e3	8.90e3	0.106	0.417	5.60	5.49	3.76	85.4542	72.2
18	46	13C2-PFUdA	565 > 519.8	7.08e3	8.90e3	0.106	1.034	5.78	5.52	9.95	91.0616	77.0
19	47	13C2-PFDoA	615.0 > 569.7	5.47e3	8.90e3	0.106	0.722	6.05	5.79	7.69	100.7928	85.2
20	49	13C2-PFTeDA	714.8 > 669.6	5.25e3	8.90e3	0.106	0.627	6.46	6.24	7.37	111.2537	94.0
21	54	13C4-PFBA	217. > 171.8	6.82e3	6.82e3	0.106	1.000	1.80	1.53	12.5	118.3152	100.0
22	55	13C5-PFHxA	318 > 272.9	9.32e3	9.32e3	0.106	1.000	3.55	3.26	12.5	118.3152	100.0
23	56	13C3-PFHxS	401.9 > 79.9	1.79e3	1.79e3	0.106	1.000	4.30	4.03	12.5	118.3152	100.0
24	57	13C8-PFOA	421.3 > 376	6.26e3	6.26e3	0.106	1.000	4.68	4.40	12.5	118.3152	100.0
25	58	13C9-PFNA	472.2 > 426.9	8.49e3	8.49e3	0.106	1.000	5.10	4.83	12.5	118.3152	100.0
26	59	13C4-PFOS	503 > 79.9	2.39e3	2.39e3	0.106	1.000	5.20	4.91	12.5	118.3152	100.0
27	60	13C6-PFDA	519.1 > 473.7	6.57e3	6.57e3	0.106	1.000	5.47	5.19	12.5	118.3152	100.0
28	61	13C7-PFUdA	570.1 > 524.8	8.90e3	8.90e3	0.106	1.000	5.44	5.51	12.5	118.3152	100.0
29	62	Total PFHxS	398.9 > 79.6	1.36e5	6.95e2	0.106		4.20		2440	7840.4866	
30	63	Total PFOA	413 > 368.7	5.20e5	8.29e3	0.106		4.60		784	8733.0852	
31	64	Total PFOS	499 > 79.9	2.72e4	2.28e3	0.106		5.10		150	1484.4149	
32	65	Total N-MeFOSAA	570.1 > 419	0.00e0	2.96e3	0.106		5.50		0.000		

MJT FOR GM1/5/2018

Dataset: U:\Q4.PRO\results\171222M2\171222M2-23.qld

Last Altered: Saturday, December 23, 2017 16:12:59 Pacific Standard Time
Printed: Friday, January 05, 2018 08:37:43 Pacific Standard Time

Name: 171222M2_23, Date: 22-Dec-2017, Time: 20:50:04, ID: 1701715-04 I001BC50S-171114 0.10565, Description: I001BC50S-171114

	#	Name	Trace	Area	IS Area	Wt./Vol.	RRF	Pred.RT	RT	y Axis Resp.	Conc.	%Rec
33	66	Total N-EtFOSAA	584.2 > 419	0.00e0	2.68e3	0.106		5.50		0.000		

MJT FOR GM1/5/2018

Dataset: U:\Q4.PRO\results\171222M2\171222M2-23.qld

Last Altered: Saturday, December 23, 2017 16:12:59 Pacific Standard Time
Printed: Friday, January 05, 2018 08:37:25 Pacific Standard Time

Method: U:\Q4.PRO\MethDB\PFAS_FULL_80C_122017.mdb 23 Dec 2017 14:44:32
Calibration: U:\Q4.PRO\CurveDB\C18_VAL-PFAS_Q4_12-22-17_OLDISRS.cdb 23 Dec 2017 13:25:20

Name: 171222M2_23, Date: 22-Dec-2017, Time: 20:50:04, ID: 1701715-04 I001BC50S-171114 0.10565, Description: I001BC50S-171114

PFBS

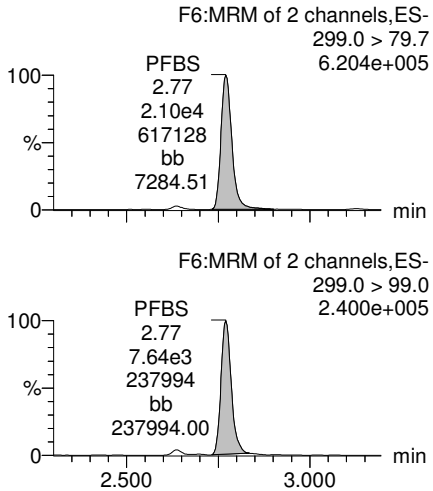

PFHxA

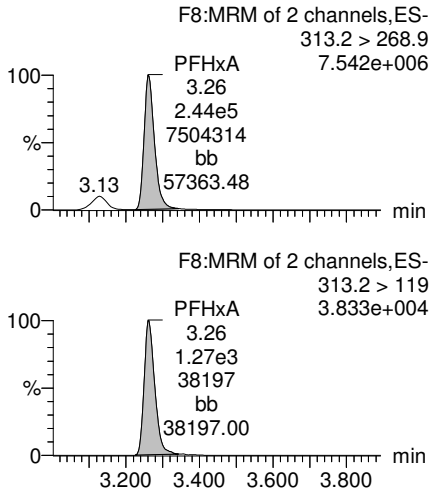

PFHpA

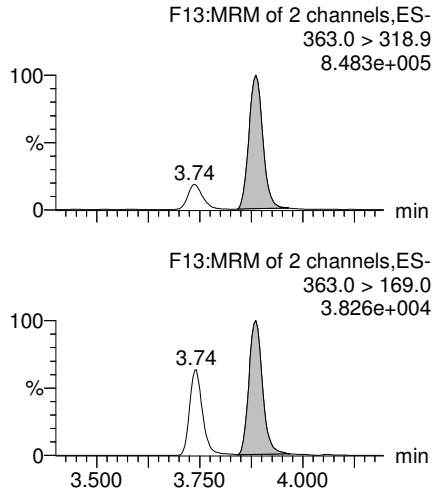

Total PFHxS

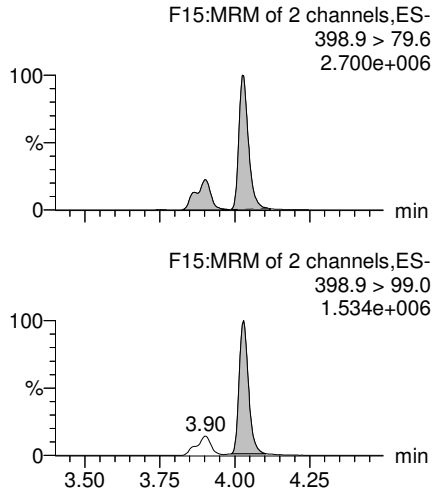

13C3-PFBS

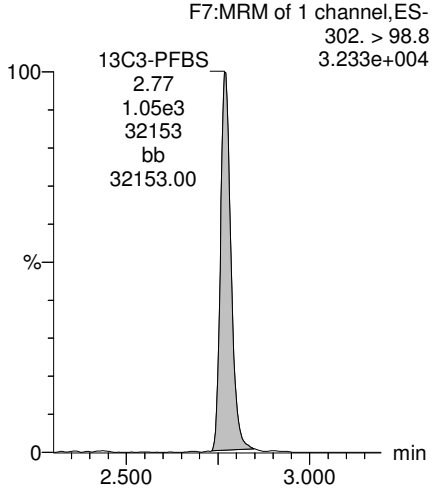

13C2-PFHxA

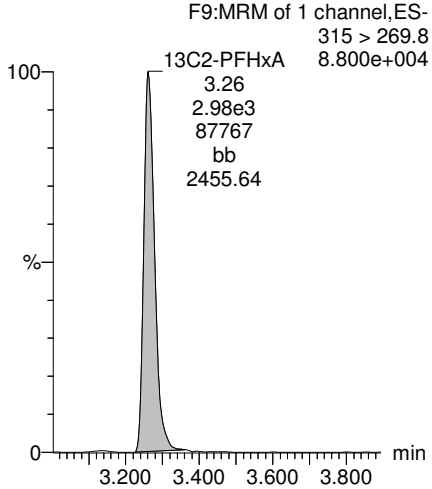

13C4-PFHpA

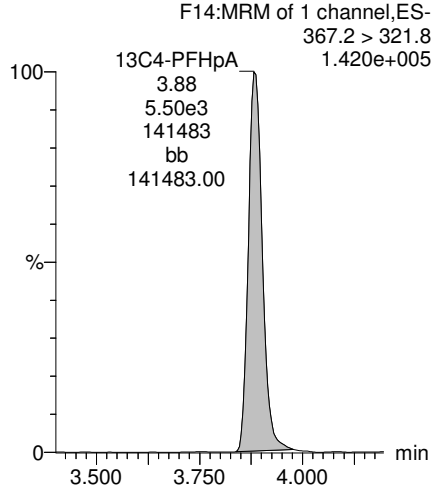

18O2-PFHxS

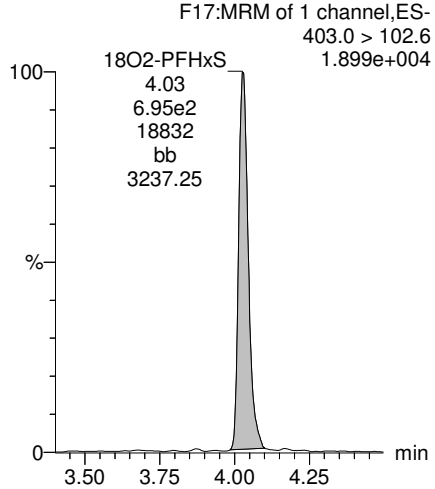

MJT FOR GM1/5/2018

Dataset: U:\Q4.PRO\results\171222M2\171222M2-23.qld

Last Altered: Saturday, December 23, 2017 16:12:59 Pacific Standard Time
Printed: Friday, January 05, 2018 08:37:25 Pacific Standard Time

Name: 171222M2_23, Date: 22-Dec-2017, Time: 20:50:04, ID: 1701715-04 I001BC50S-171114 0.10565, Description: I001BC50S-171114

Total PFOA

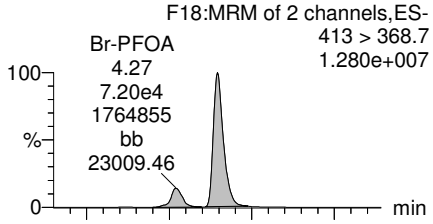

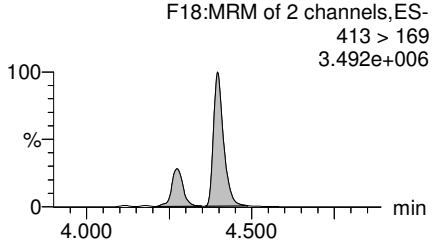

PFNA

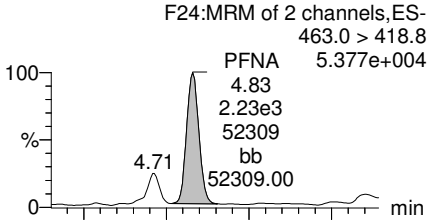

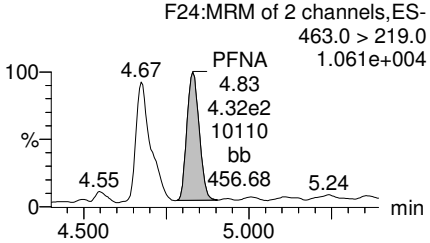

Total PFOS

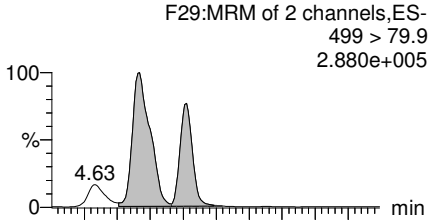

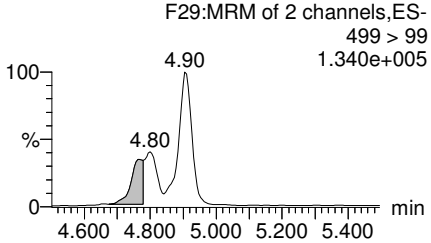

PFDA

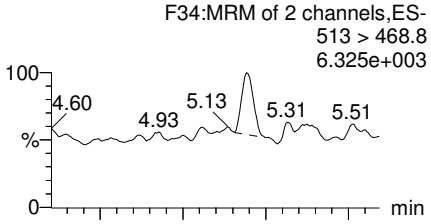

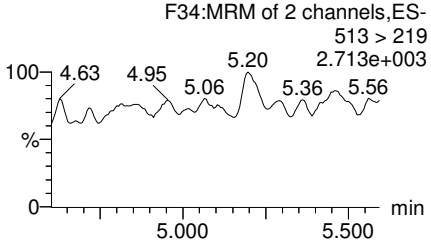

13C2-PFOA

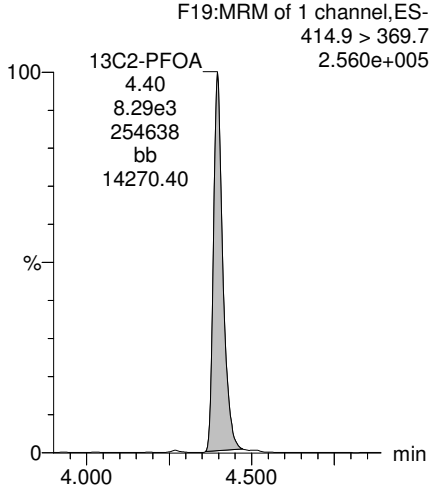

13C5-PFNA

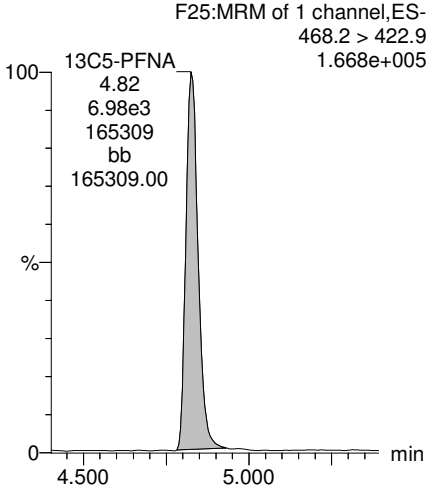

13C8-PFOS

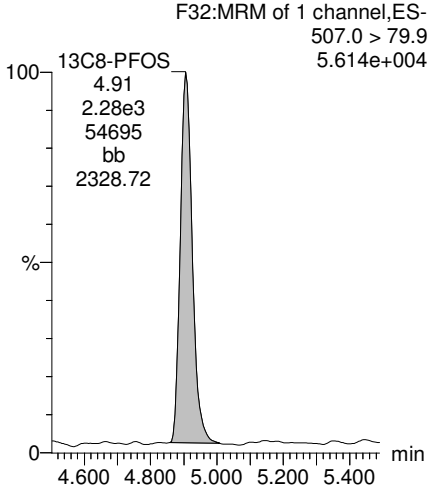

13C2-PFDA

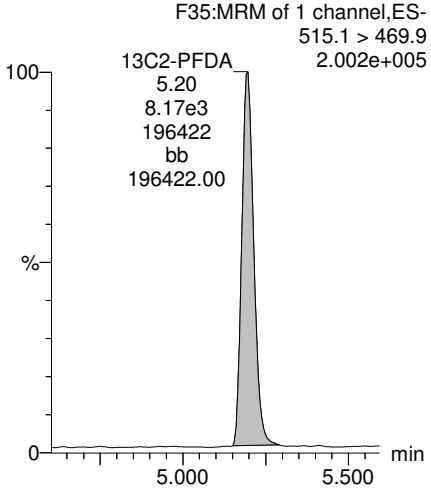

MJT FOR GM1/5/2018

Dataset: U:\Q4.PRO\results\171222M2\171222M2-23.qld

Last Altered: Saturday, December 23, 2017 16:12:59 Pacific Standard Time
Printed: Friday, January 05, 2018 08:37:25 Pacific Standard Time

Name: 171222M2_23, Date: 22-Dec-2017, Time: 20:50:04, ID: 1701715-04 I001BC50S-171114 0.10565, Description: I001BC50S-171114

PFUdA

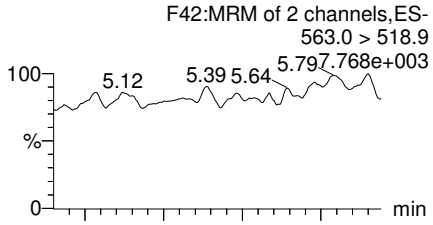

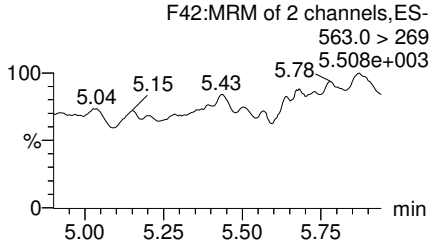

N-MeFOSAA

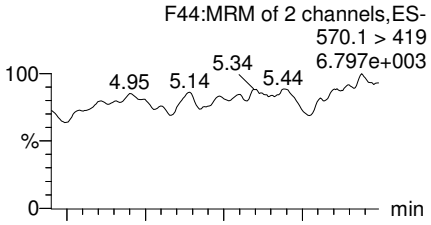

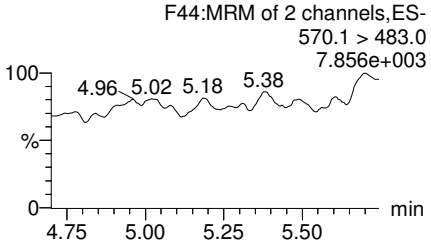

N-EtFOSAA

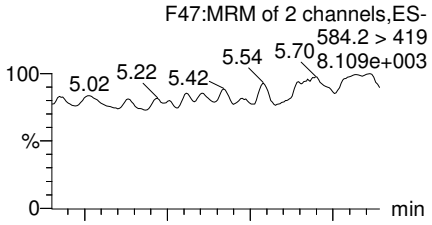

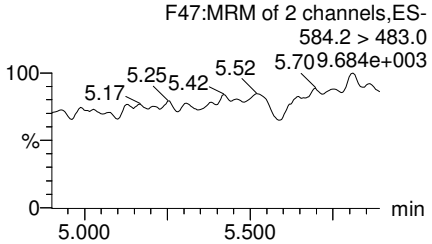

PFDoA

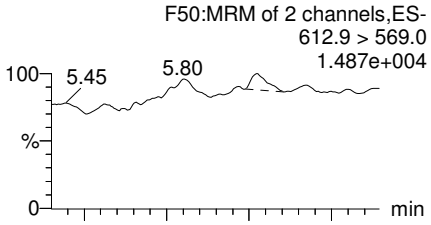

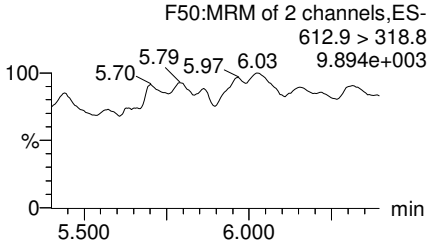

13C2-PFUdA

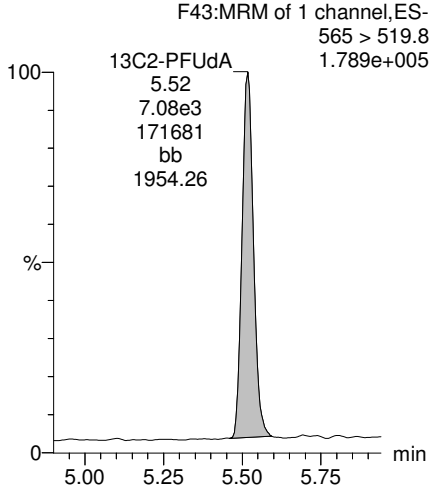

d3-N-MeFOSAA

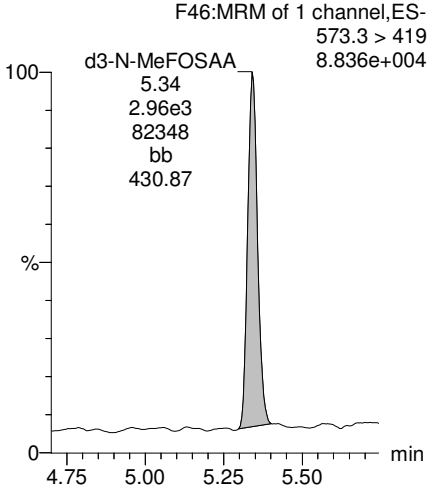

d5-N-EtFOSAA

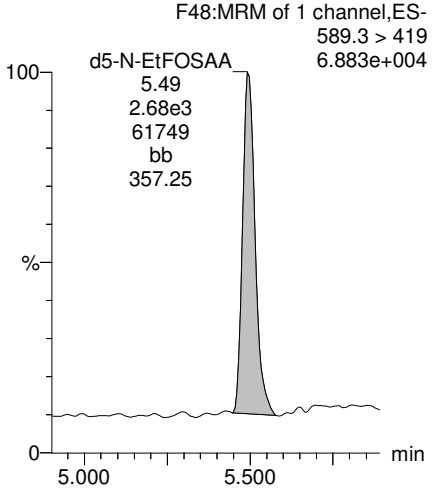

13C2-PFDoA

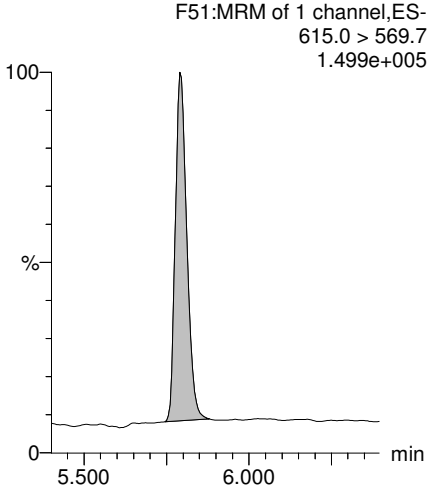

MJT FOR GM1/5/2018

Dataset: U:\Q4.PRO\results\171222M2\171222M2-23.qld

Last Altered: Saturday, December 23, 2017 16:12:59 Pacific Standard Time
Printed: Friday, January 05, 2018 08:37:25 Pacific Standard Time

Name: 171222M2_23, Date: 22-Dec-2017, Time: 20:50:04, ID: 1701715-04 I001BC50S-171114 0.10565, Description: I001BC50S-171114

PFTrDA

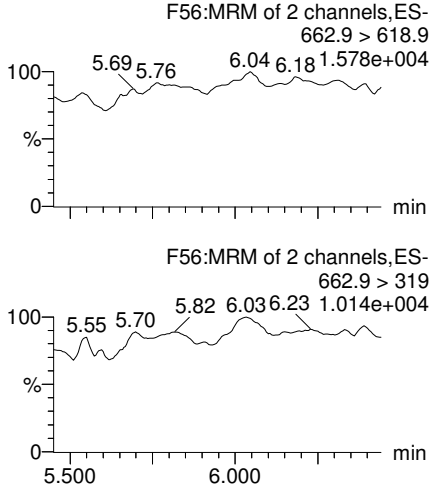

PFTeDA

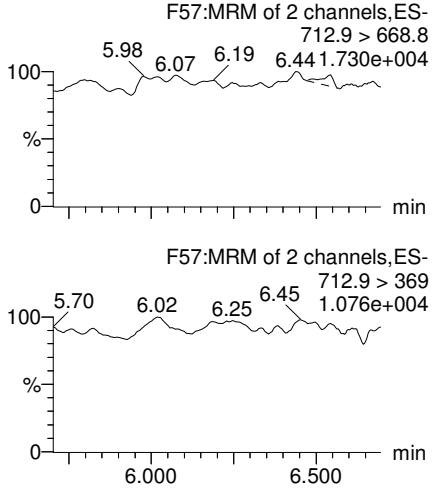

TCDA

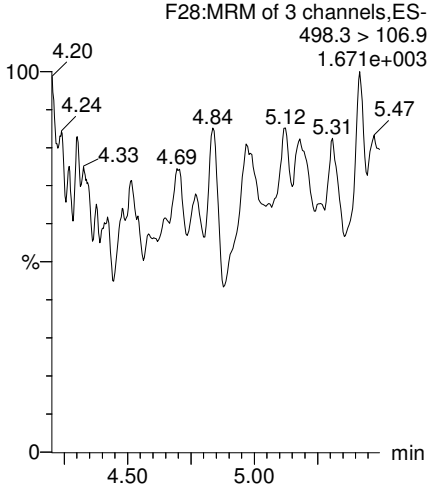

13C5-PFHxA

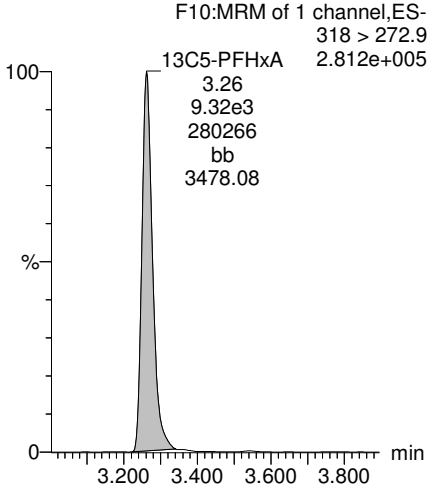

13C2-PFDoA

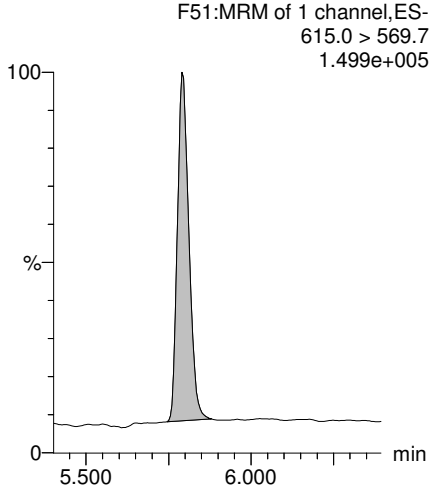

13C2-PFTeDA

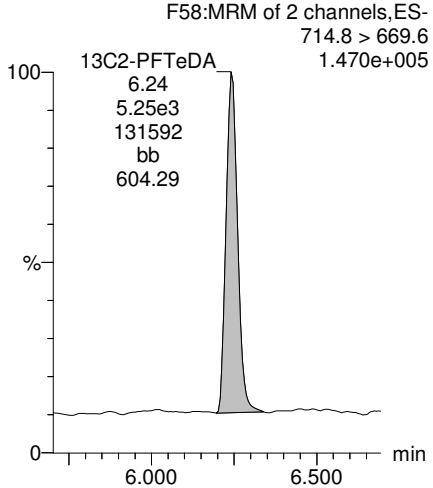

13C8-PFOS

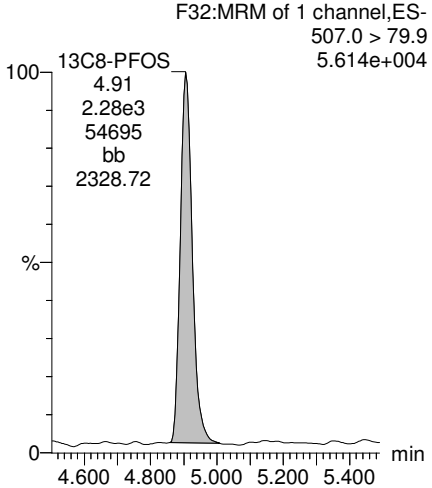

13C8-PFOA

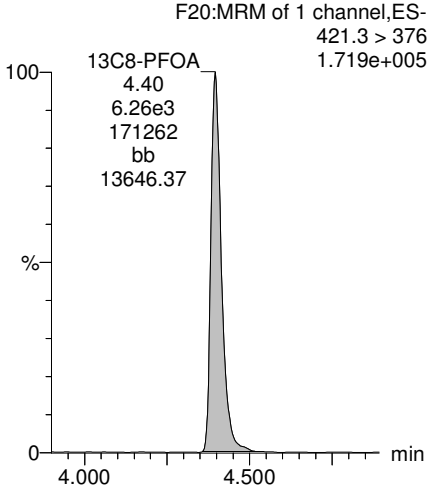

MJT FOR GM1/5/2018

Dataset: U:\Q4.PRO\results\171222M2\171222M2-23.qld

Last Altered: Saturday, December 23, 2017 16:12:59 Pacific Standard Time
Printed: Friday, January 05, 2018 08:37:25 Pacific Standard Time

Name: 171222M2_23, Date: 22-Dec-2017, Time: 20:50:04, ID: 1701715-04 I001BC50S-171114 0.10565, Description: I001BC50S-171114

13C3-PFHxS

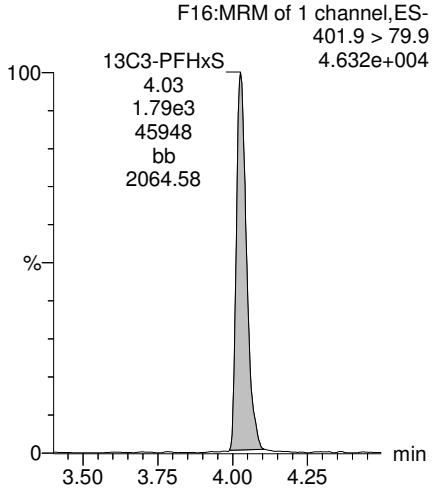

13C9-PFNA

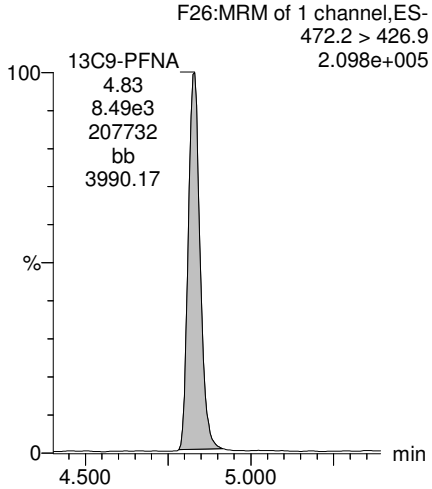

13C4-PFOS

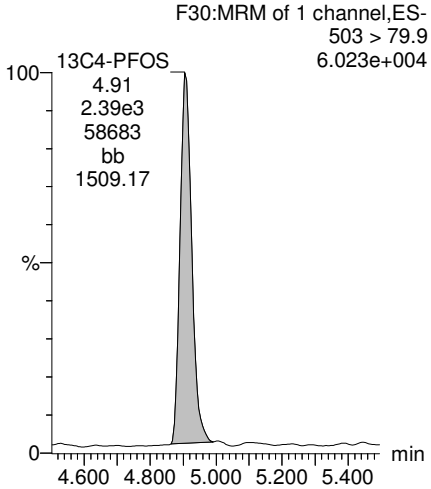

13C6-PFDA

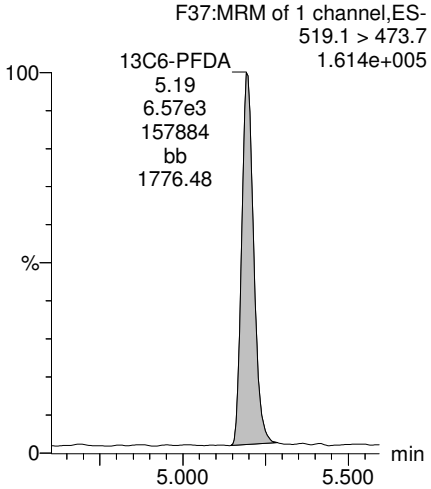

13C7-PFUdA

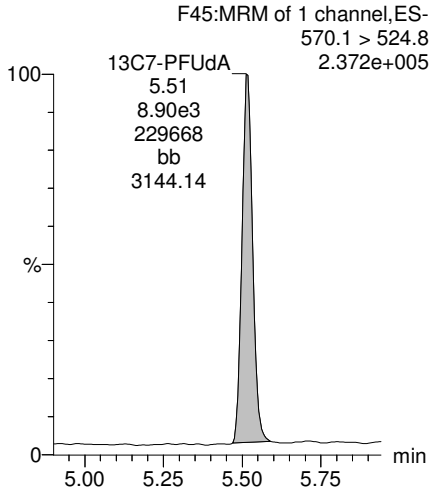

MJT FOR GM1/5/2018

Vista Analytical Laboratory

Rev'd: MM 1/5/18

Dataset: U:\Q4.PRO\results\171222M2\171222M2-23.qld

Last Altered: Saturday, December 23, 2017 16:12:59 Pacific Standard Time
Printed: Friday, January 05, 2018 08:37:43 Pacific Standard Time

Method: U:\Q4.PRO\MethDB\PFAS_FULL_80C_122017.mdb 23 Dec 2017 14:44:32
Calibration: U:\Q4.PRO\CurveDB\C18_VAL-PFAS_Q4_12-22-17_OLDISRS.cdb 23 Dec 2017 13:25:20

Name: 171222M2_23, Date: 22-Dec-2017, Time: 20:50:04, ID: 1701715-04 I001BC50S-171114 0.10565, Description: I001BC50S-171114

PFBS

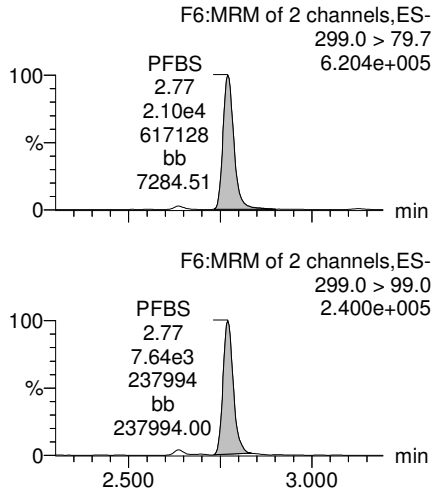

PFHxA

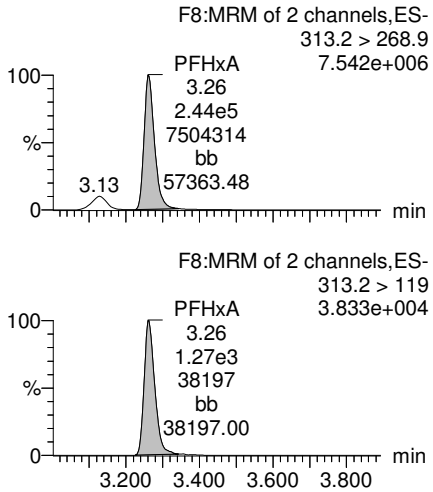

PFHpA

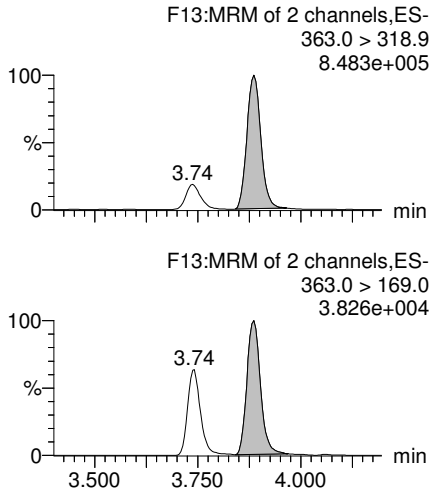

Total PFHxS

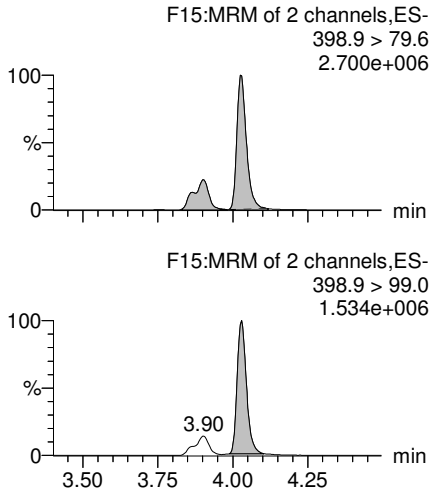

13C3-PFBS

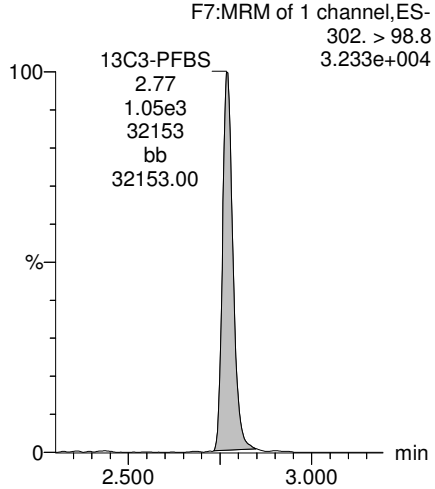

13C2-PFHxA

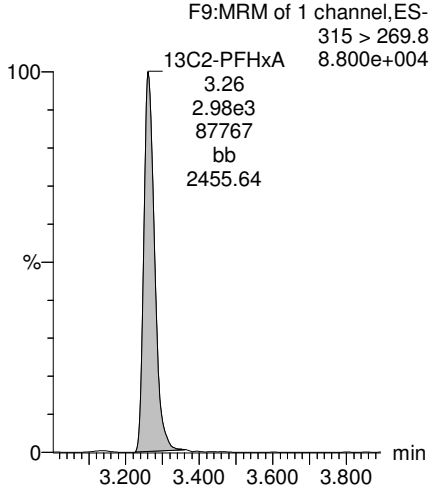

13C4-PFHpA

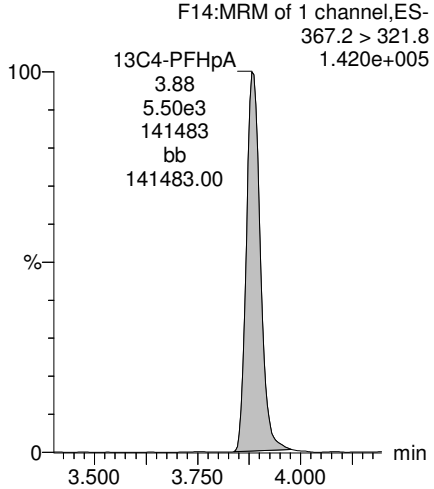

18O2-PFHxS

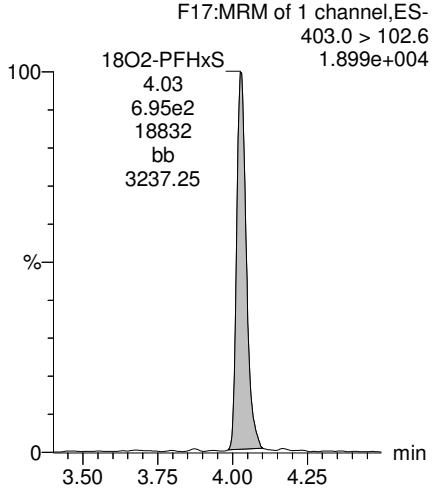

MJT FOR GM1/5/2018

Dataset: U:\Q4.PRO\results\171222M2\171222M2-23.qld

Last Altered: Saturday, December 23, 2017 16:12:59 Pacific Standard Time
Printed: Friday, January 05, 2018 08:37:43 Pacific Standard Time

Name: 171222M2_23, Date: 22-Dec-2017, Time: 20:50:04, ID: 1701715-04 I001BC50S-171114 0.10565, Description: I001BC50S-171114

Total PFOA

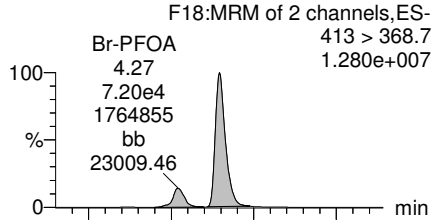

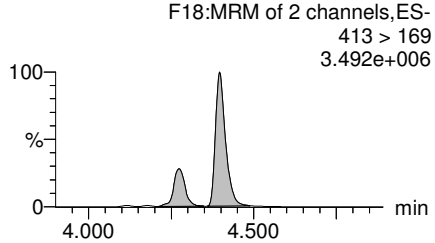

PFNA

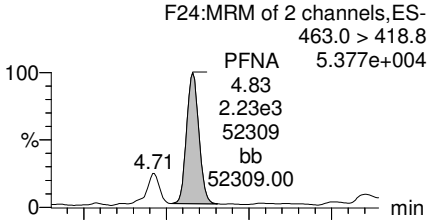

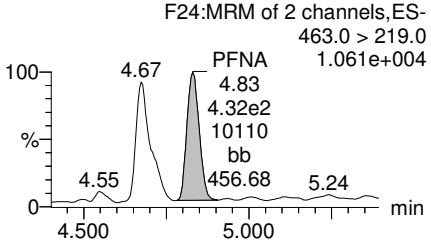

Total PFOS

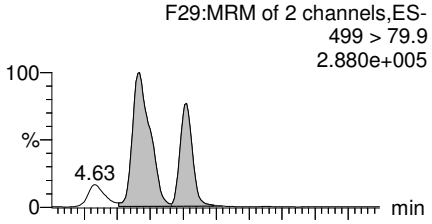

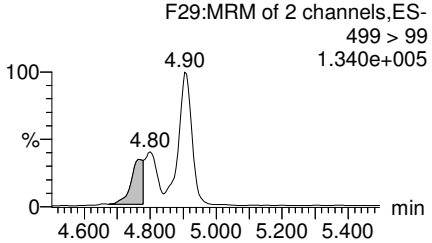

PFDA

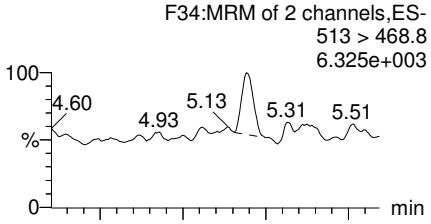

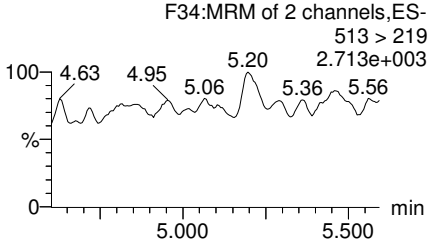

13C2-PFOA

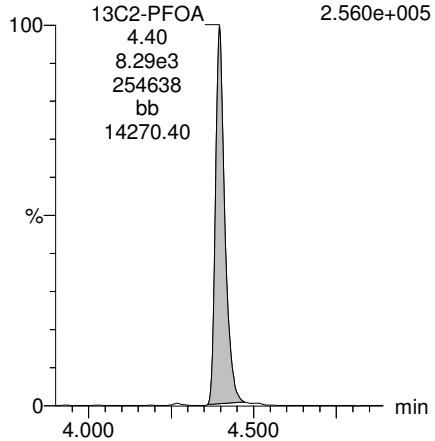

13C5-PFNA

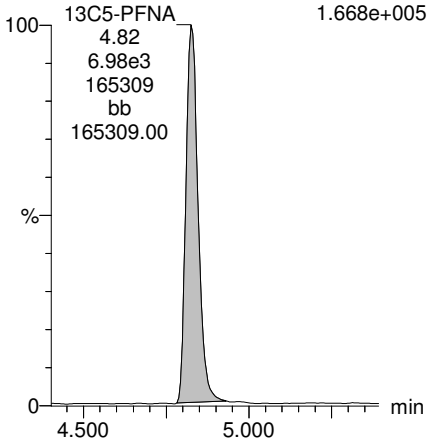

13C8-PFOS

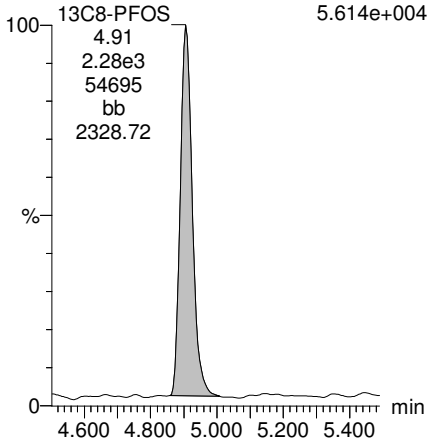

13C2-PFDA

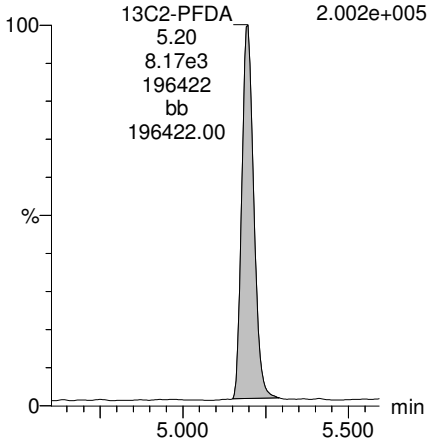

MJT FOR GM1/5/2018

Dataset: U:\Q4.PRO\results\171222M2\171222M2-23.qld

Last Altered: Saturday, December 23, 2017 16:12:59 Pacific Standard Time
Printed: Friday, January 05, 2018 08:37:43 Pacific Standard Time

Name: 171222M2_23, Date: 22-Dec-2017, Time: 20:50:04, ID: 1701715-04 I001BC50S-171114 0.10565, Description: I001BC50S-171114

PFUdA

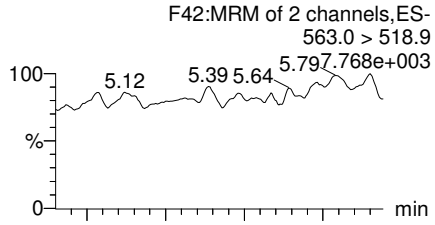

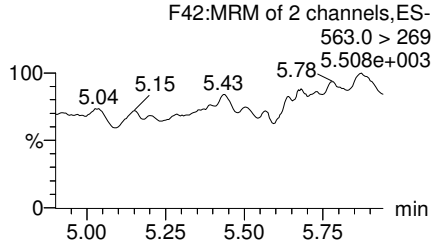

N-MeFOSAA

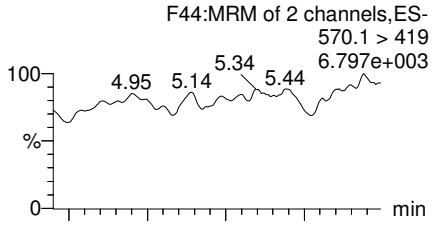

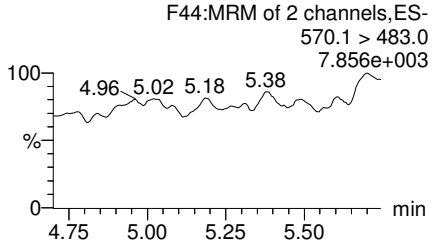

N-EtFOSAA

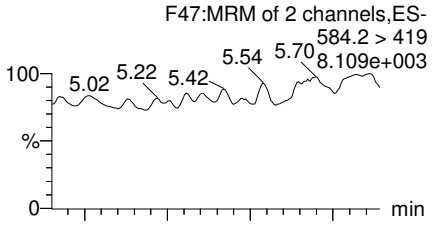

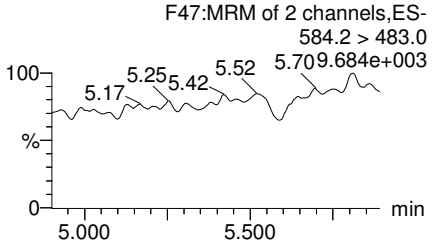

PFDoA

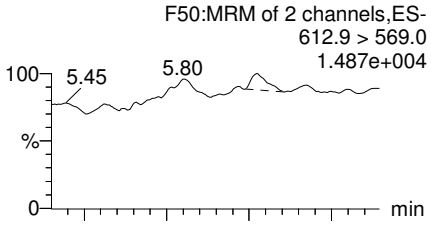

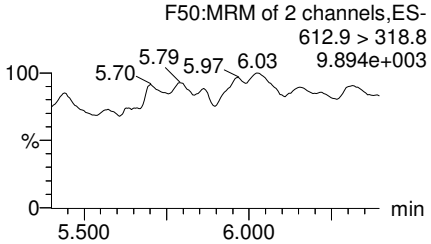

13C2-PFUdA

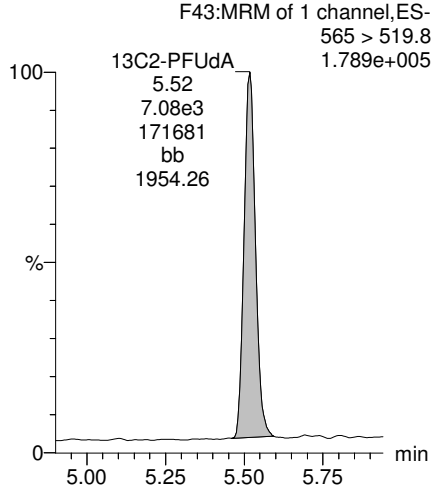

d3-N-MeFOSAA

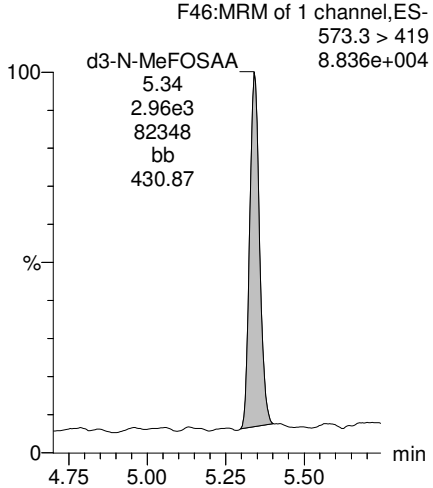

d5-N-EtFOSAA

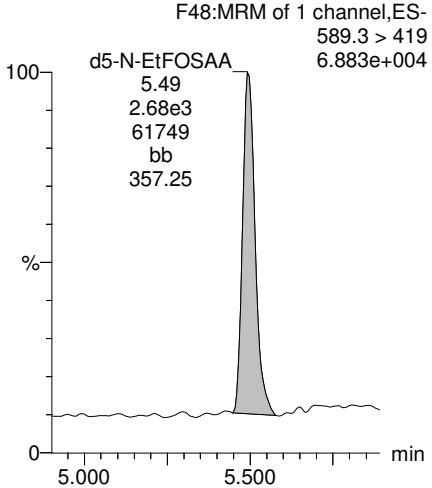

13C2-PFDoA

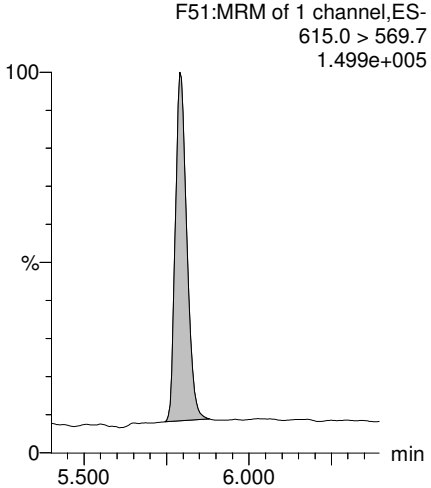

MJT FOR GM1/5/2018

Dataset: U:\Q4.PRO\results\171222M2\171222M2-23.qld

Last Altered: Saturday, December 23, 2017 16:12:59 Pacific Standard Time
Printed: Friday, January 05, 2018 08:37:43 Pacific Standard Time

Name: 171222M2_23, Date: 22-Dec-2017, Time: 20:50:04, ID: 1701715-04 I001BC50S-171114 0.10565, Description: I001BC50S-171114

PFTrDA

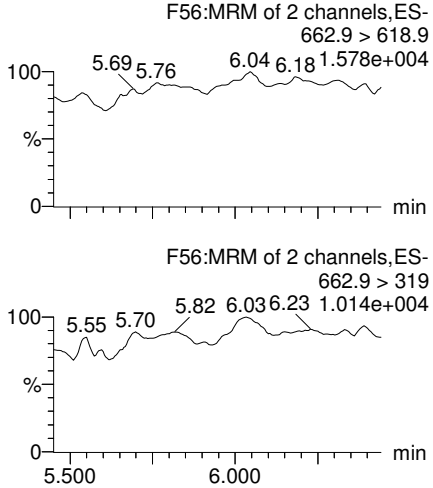

PFTeDA

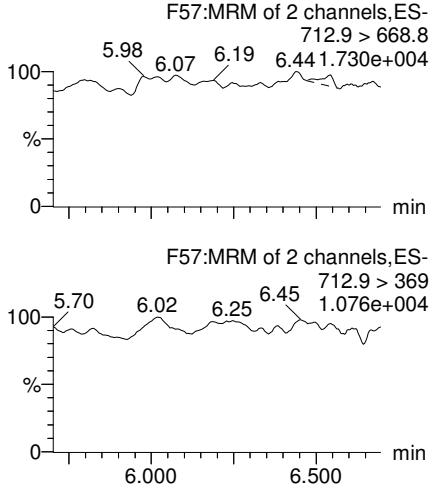

TCDA

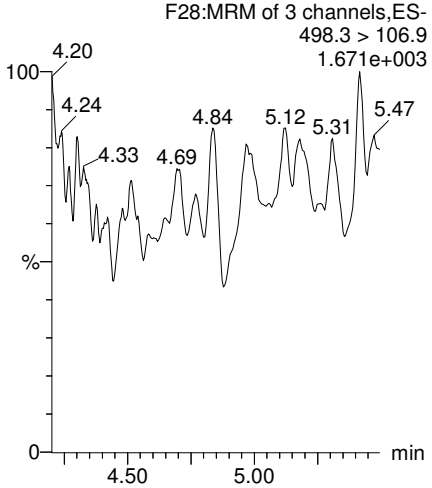

13C5-PFHxA

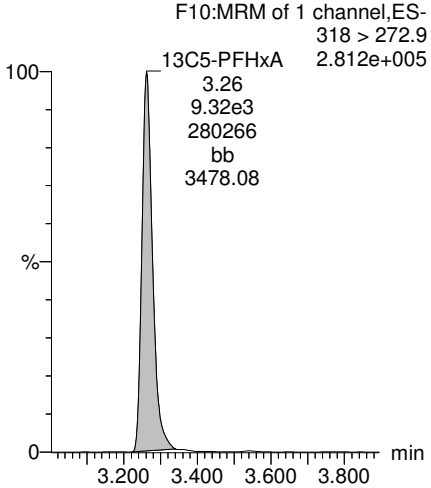

13C2-PFDoA

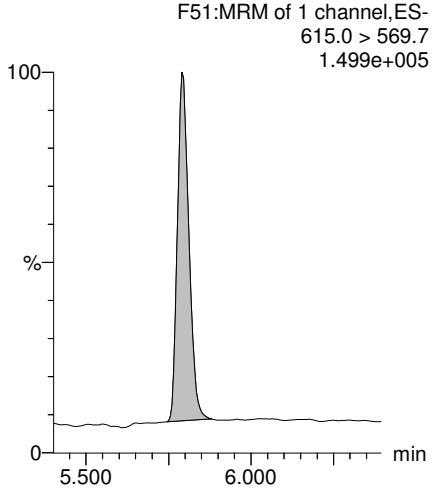

13C2-PFTeDA

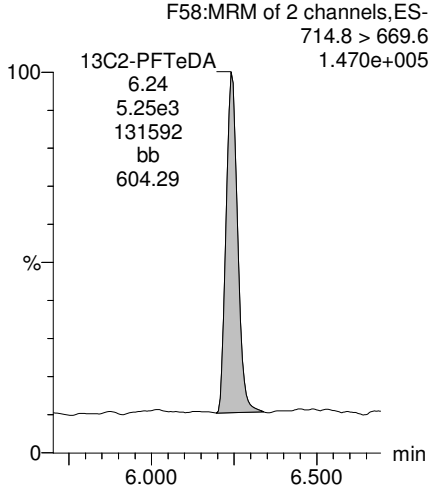

13C8-PFOS

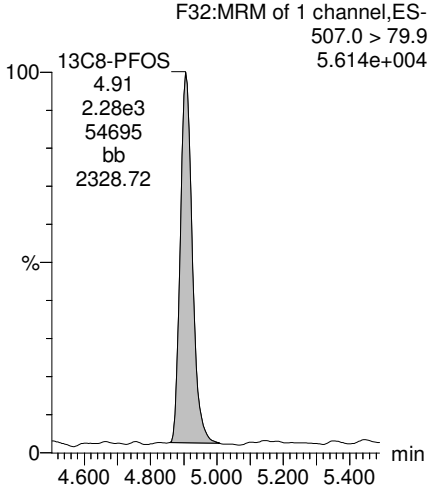

13C8-PFOA

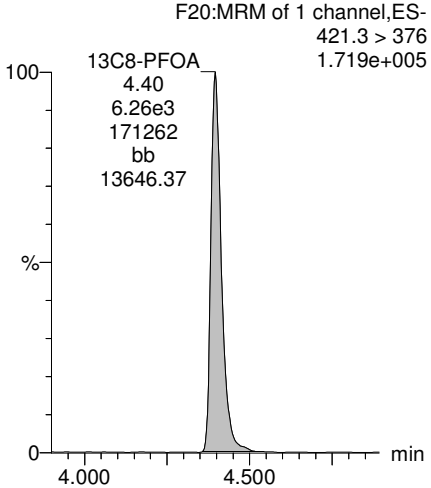

MJT FOR GM1/5/2018

Dataset: U:\Q4.PRO\results\171222M2\171222M2-23.qld

Last Altered: Saturday, December 23, 2017 16:12:59 Pacific Standard Time
Printed: Friday, January 05, 2018 08:37:43 Pacific Standard Time

Name: 171222M2_23, Date: 22-Dec-2017, Time: 20:50:04, ID: 1701715-04 I001BC50S-171114 0.10565, Description: I001BC50S-171114

13C3-PFHxS

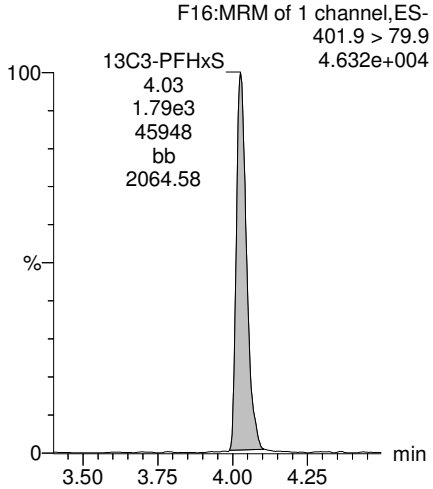

13C9-PFNA

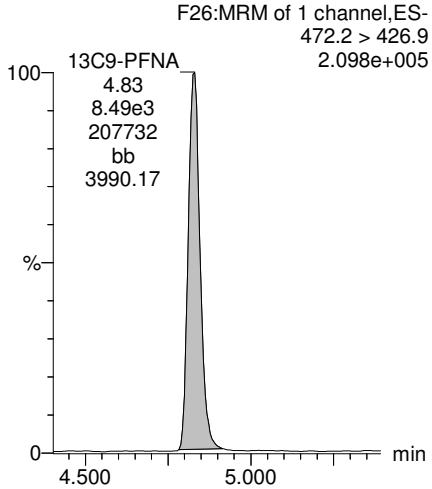

13C4-PFOS

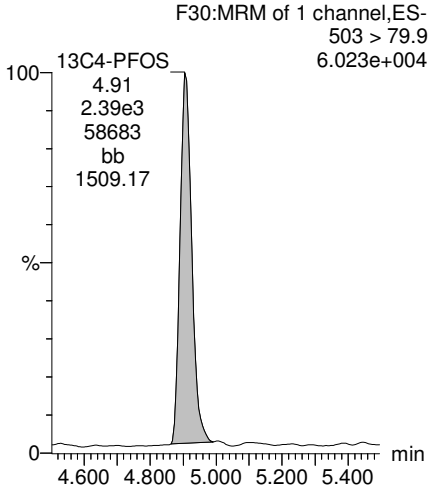

13C6-PFDA

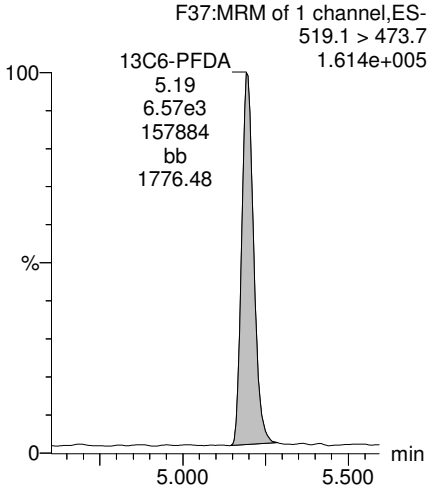

13C7-PFUdA

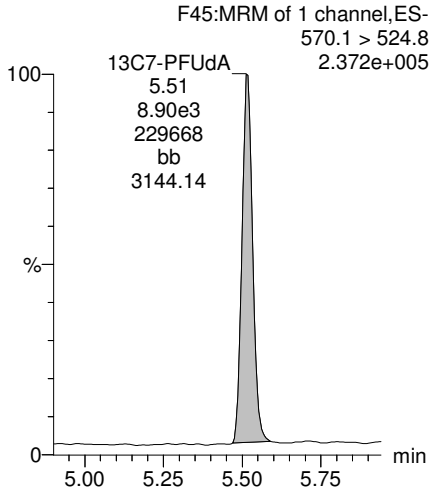

MJT FOR GM1/5/2018

Vista Analytical Laboratory

Rev'd: MM 1/4/18

Dataset: U:\Q4.PRO\results\180103M1\170103M1-16.qld

Last Altered: Thursday, January 04, 2018 12:28:59 Pacific Standard Time
Printed: Thursday, January 04, 2018 12:31:26 Pacific Standard Time

Method: U:\Q4.PRO\MethDB\PFAS_FULL_80C_010318.mdb 04 Jan 2018 07:53:25
Calibration: U:\Q4.PRO\CurveDB\C18_VAL-PFAS_Q4_01-03-18_SHORTLIST_OLD.cdb 04 Jan 2018 10:09:51

Name: 180103M1_16, Date: 03-Jan-2018, Time: 21:25:32, ID: 1701715-04@10X I001BC50S-171114 0.10565, Description: I001BC50S-171114

	#	Name	Trace	Area	IS Area	RRF	Divisor1	Pred.RT	RT	y Axis Resp.	Conc.	%Rec
1	4	PFHxA	313.2 > 268.9	3.07e4	3.12e2		0.1056	3.10	3.09	493	2860	
2	6	L-PFHxS	398.9 > 79.6	1.21e4	6.78e1		0.1056	3.86	3.86	2240	12200	
3	9	L-PFOA	413 > 368.7	5.77e4	1.07e3		0.1056	4.23	4.23	673	6070	
4	34	13C2-PFHxA	315 > 269.8	3.12e2	1.03e3	0.713	0.1056	3.10	3.09	3.79	50.3	106.3
5	35	13C4-PFHpA	367.2 > 321.8	6.63e2	1.03e3	0.716	0.1056	3.70	3.71	8.06	107	90.1
6	36	18O2-PFHxS	403.0 > 102.6	6.78e1	2.06e2	0.356	0.1056	3.86	3.86	4.11	109	92.3
7	37	13C2-6:2 FTS	429.1 > 408.9	2.18e2	8.77e2	0.268	0.1056	4.26	4.17	3.10	110	92.8
8	38	13C2-PFOA	414.9 > 369.7	1.07e3	8.77e2	1.120	0.1056	4.23	4.23	15.3	129	109.0
9	55	13C5-PFHxA	318 > 272.9	1.03e3	1.03e3	1.000	0.1056	3.10	3.10	12.5	118	100.0
10	56	13C3-PFHxS	401.9 > 79.9	2.06e2	2.06e2	1.000	0.1056	3.86	3.86	12.5	118	100.0
11	57	13C8-PFOA	421.3 > 376	8.77e2	8.77e2	1.000	0.1056	4.23	4.23	12.5	118	100.0
12	62	Total PFHxS	398.9 > 79.6	1.21e4	6.78e1		0.1056	3.80		2240	12200	
13	63	Total PFOA	413 > 368.7	6.63e4	1.07e3		0.1056	4.15		774	7050	

AC 1/4/2018

Dataset: U:\Q4.PRO\results\180103M1\170103M1-16.qld

Last Altered: Thursday, January 04, 2018 12:28:59 Pacific Standard Time
Printed: Thursday, January 04, 2018 12:31:26 Pacific Standard Time

Method: U:\Q4.PRO\MethDB\PFAS_FULL_80C_010318.mdb 04 Jan 2018 07:53:25
Calibration: U:\Q4.PRO\CurveDB\C18_VAL-PFAS_Q4_01-03-18_SHORTLIST_OLD.cdb 04 Jan 2018 10:09:51

Name: 180103M1_16, Date: 03-Jan-2018, Time: 21:25:32, ID: 1701715-04@10X I001BC50S-171114 0.10565, Description: I001BC50S-171114

PFBA

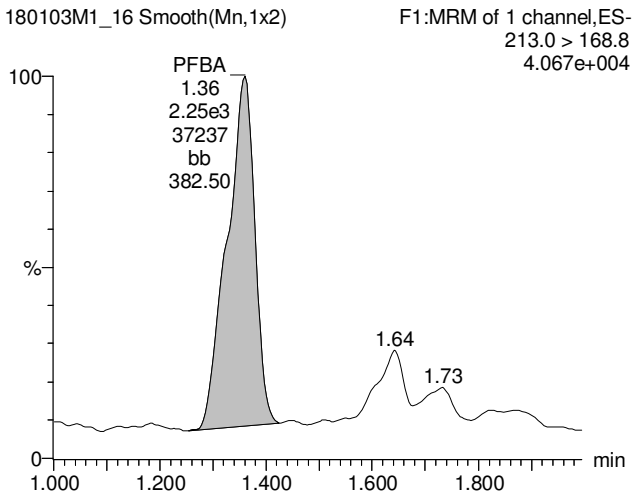

PFPeA

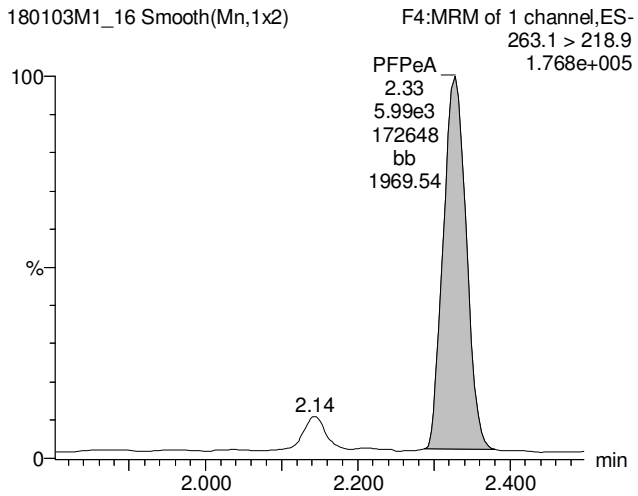

PFBS

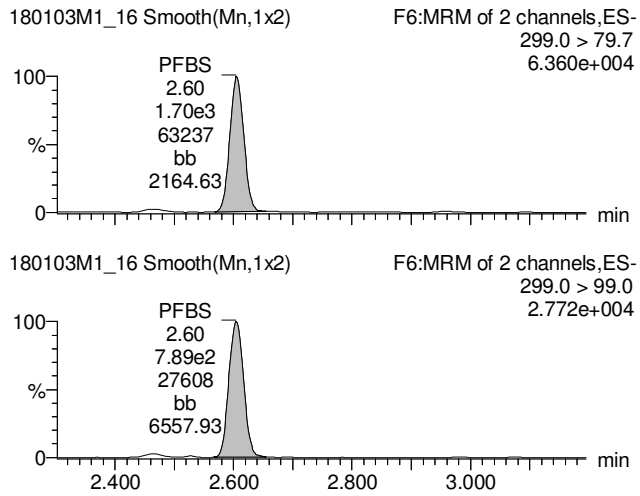

13C3-PFBA

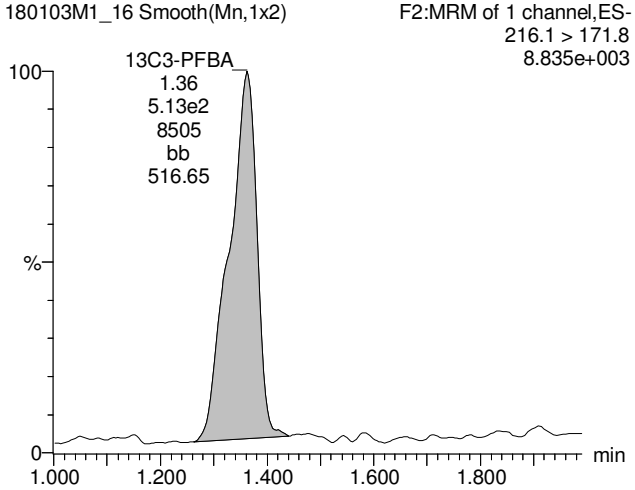

13C3-PFPeA

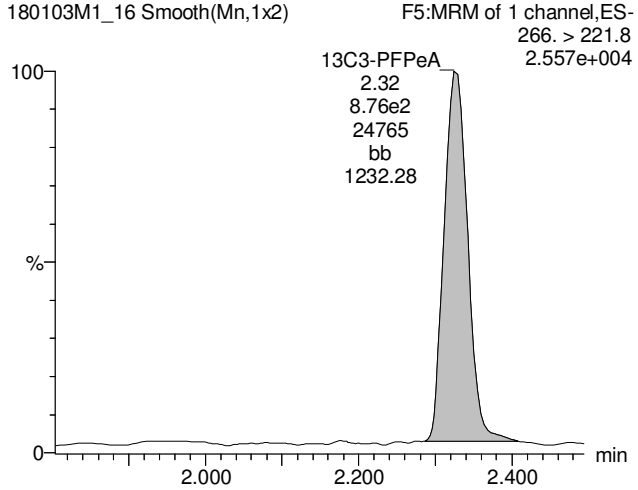

13C3-PFBS

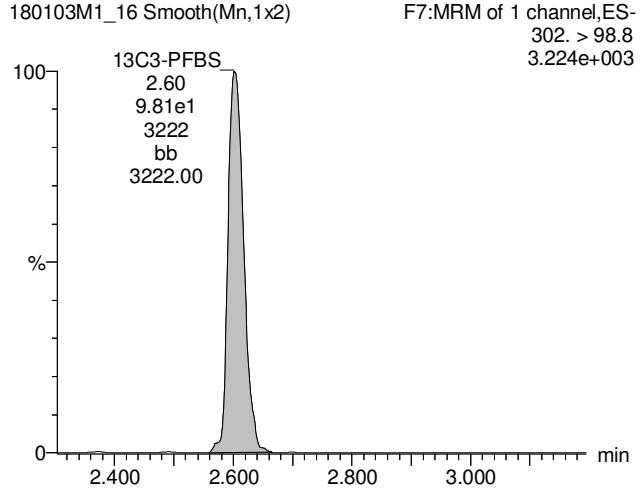

AC 1/4/2018

Rev'd: MM 1/4/18

Dataset: U:\Q4.PRO\results\180103M1\170103M1-16.qld

Last Altered: Thursday, January 04, 2018 12:28:59 Pacific Standard Time
Printed: Thursday, January 04, 2018 12:31:26 Pacific Standard Time

Name: 180103M1_16, Date: 03-Jan-2018, Time: 21:25:32, ID: 1701715-04@10X I001BC50S-171114 0.10565, Description: I001BC50S-171114

PFHxA

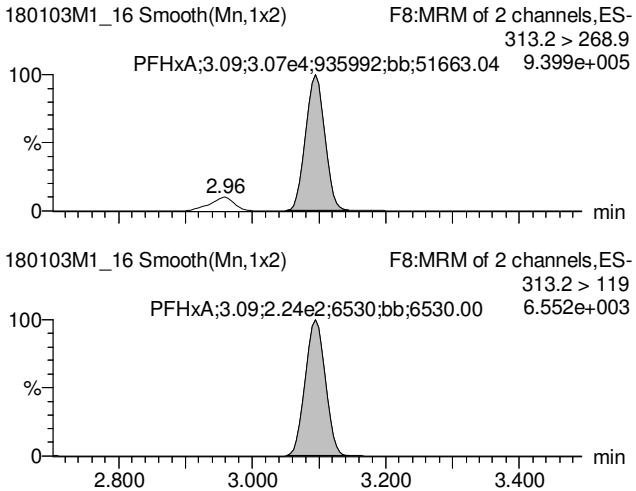

PFHpA

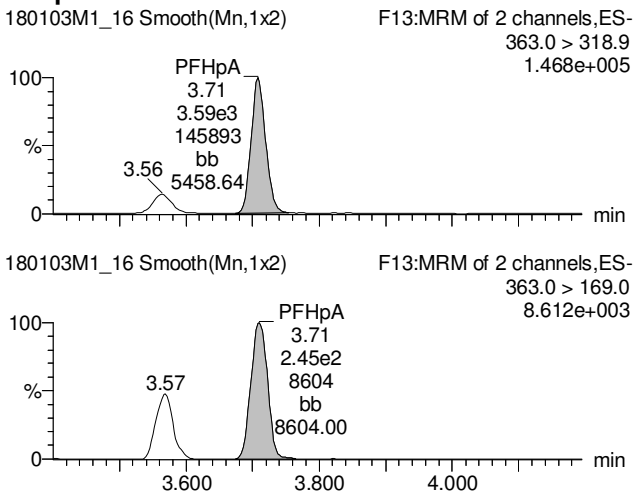

Total PFHxS

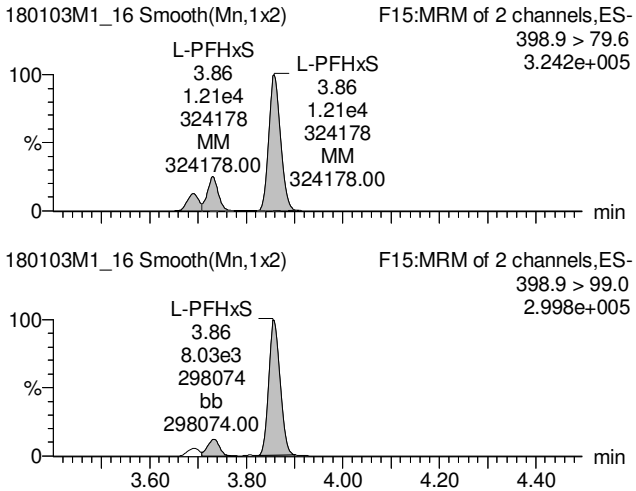

13C2-PFHxA

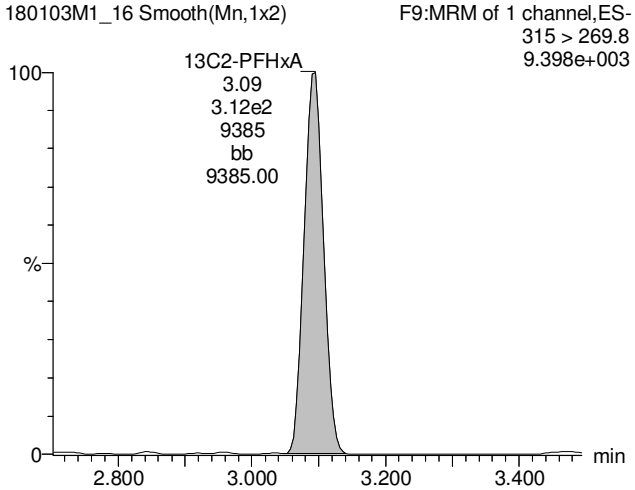

13C4-PFHpA

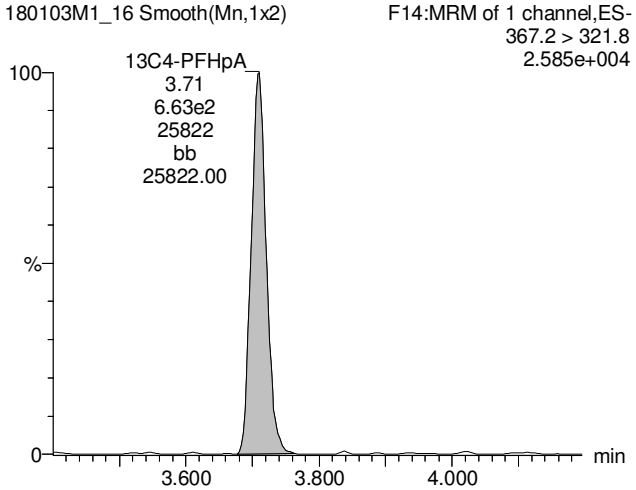

18O2-PFHxS

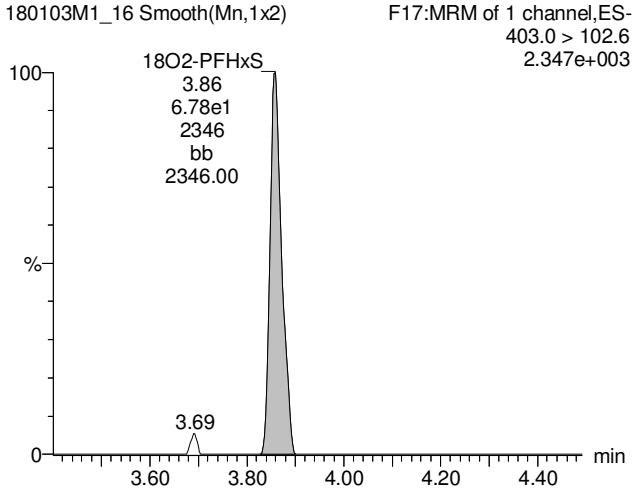

AC 1/4/2018

Dataset: U:\Q4.PRO\results\180103M1\170103M1-16.qld

Last Altered: Thursday, January 04, 2018 12:28:59 Pacific Standard Time
Printed: Thursday, January 04, 2018 12:31:26 Pacific Standard Time

Name: 180103M1_16, Date: 03-Jan-2018, Time: 21:25:32, ID: 1701715-04@10X I001BC50S-171114 0.10565, Description: I001BC50S-171114

Total PFOA

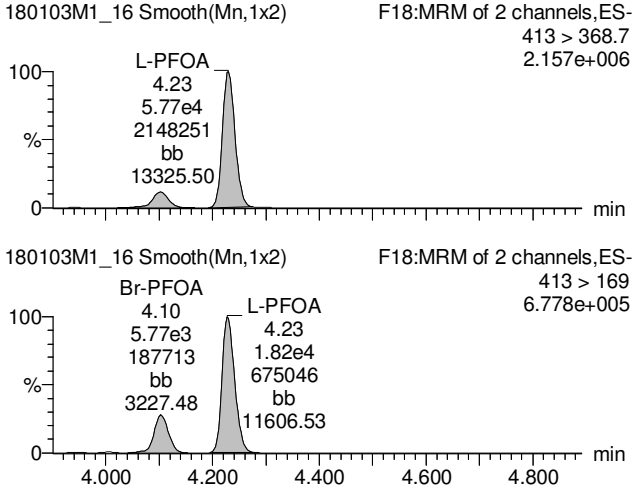

PFNA

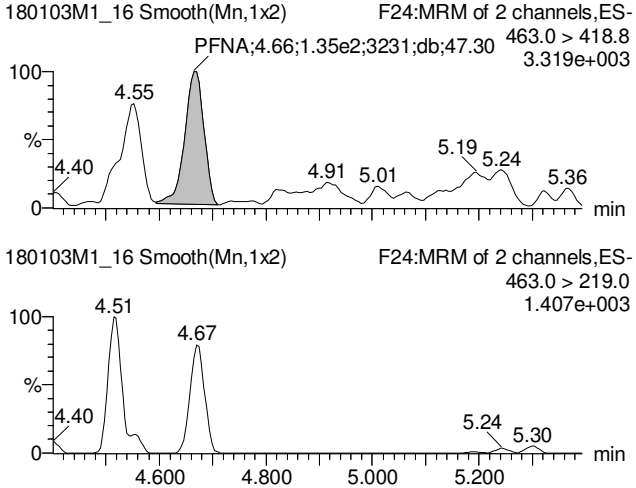

Total PFOS

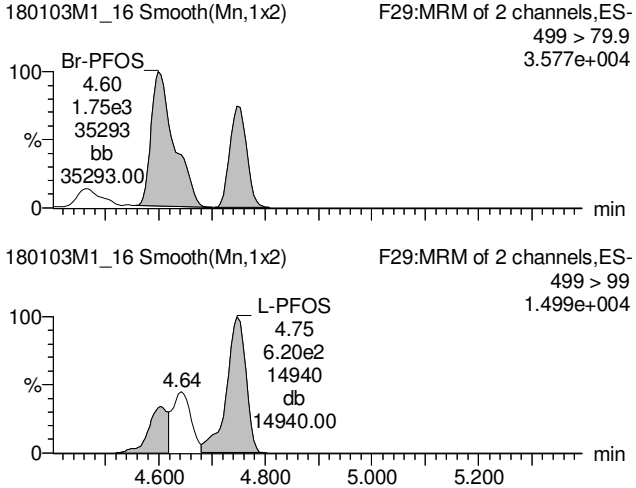

13C2-PFOA

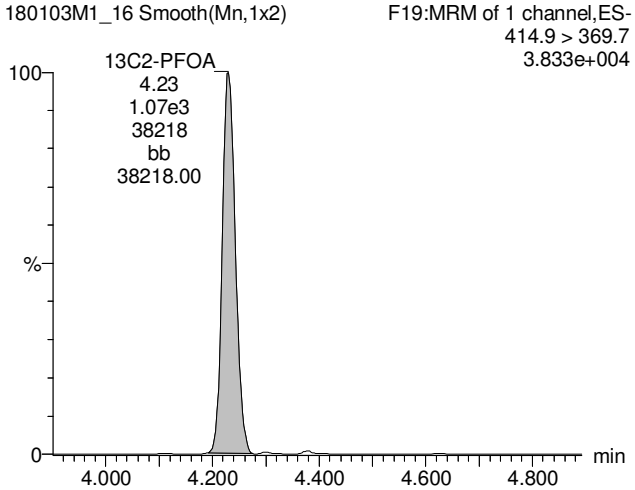

13C5-PFNA

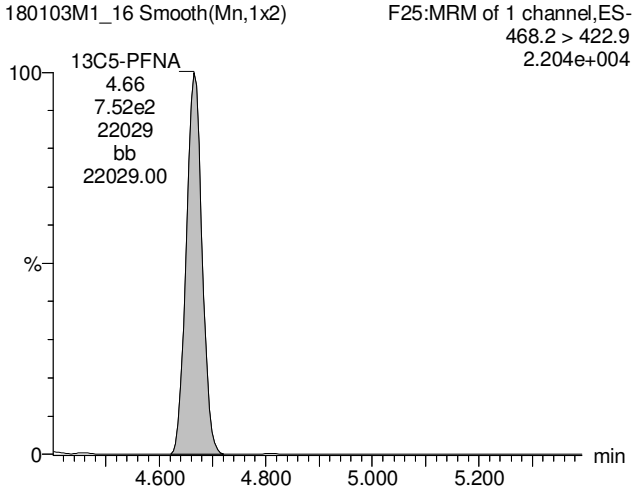

13C8-PFOS

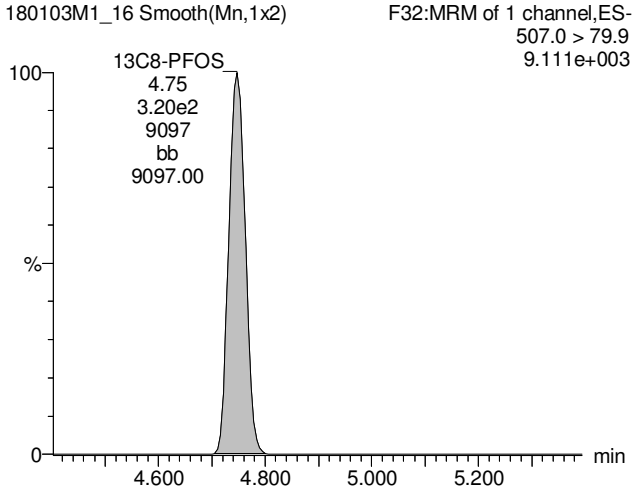

AC 1/4/2018

Vista Analytical Laboratory

Rev'd: MM 1/4/18

Dataset: U:\Q4.PRO\results\180103M1\170103M1-16.qld

Last Altered: Thursday, January 04, 2018 12:28:59 Pacific Standard Time
Printed: Thursday, January 04, 2018 12:31:26 Pacific Standard Time

Name: 180103M1_16, Date: 03-Jan-2018, Time: 21:25:32, ID: 1701715-04@10X I001BC50S-171114 0.10565, Description: I001BC50S-171114

13C4-PFBA

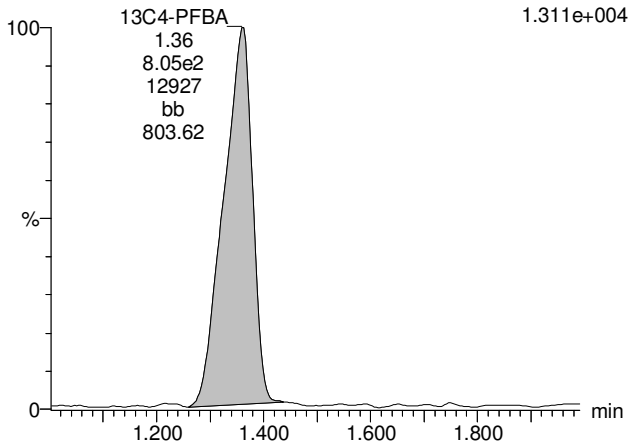

13C5-PFHxA

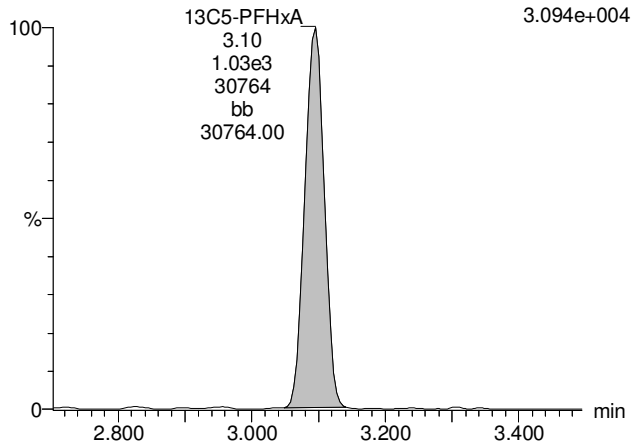

13C3-PFHxS

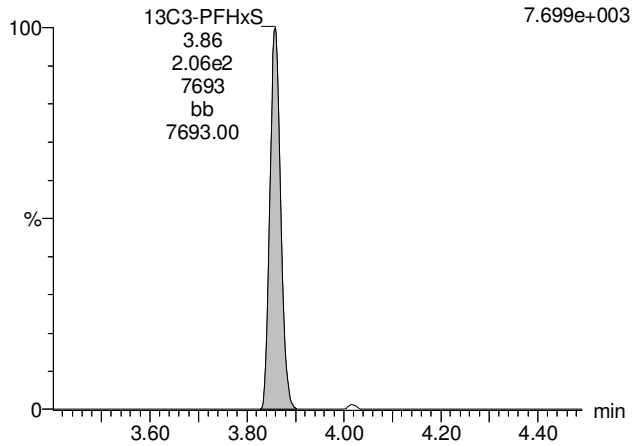

13C8-PFOA

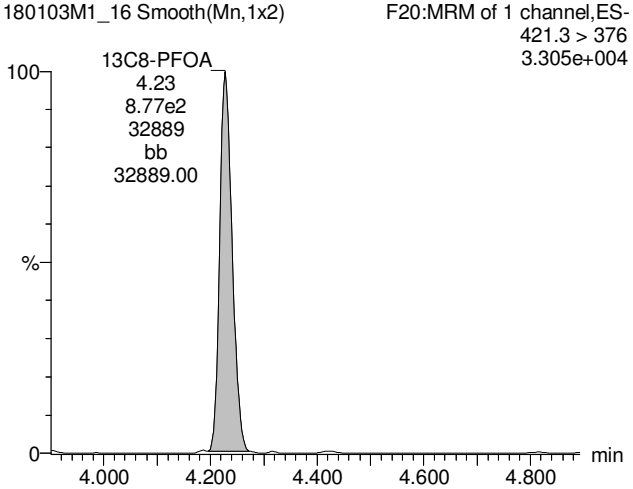

13C9-PFNA

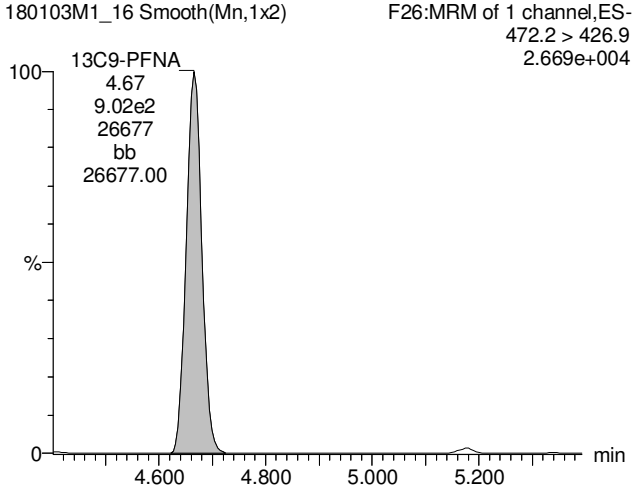

13C4-PFOS

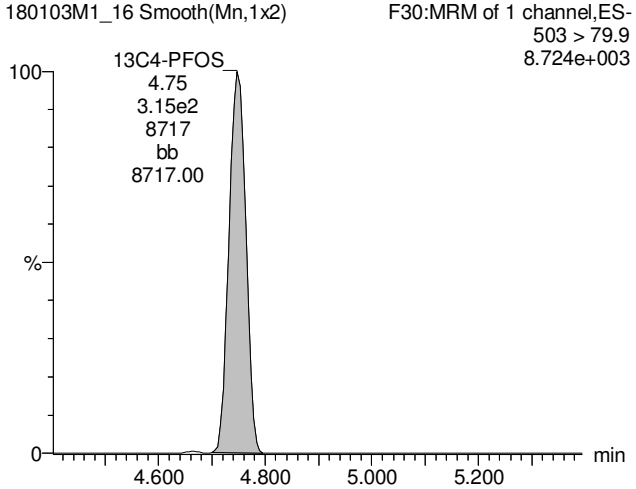

AC 1/4/2018

Vista Analytical Laboratory

Rev'd: MM 1/5/18

Dataset: U:\Q4.PRO\results\171222M2\171222M2-16.qld

Last Altered: Tuesday, January 02, 2018 16:08:40 Pacific Standard Time
Printed: Friday, January 05, 2018 08:23:33 Pacific Standard Time

Method: U:\Q4.PRO\MethDB\PFAS_FULL_80C_122017.mdb 23 Dec 2017 14:44:32
Calibration: U:\Q4.PRO\CurveDB\C18_VAL-PFAS_Q4_12-22-17_OLDISRS.cdb 23 Dec 2017 13:25:20

Name: 171222M2_16, Date: 22-Dec-2017, Time: 19:31:46, ID: 1701715-05 I001MW50D-171114 0.10842, Description: I001MW50D-171114

	#	Name	Trace	Area	IS Area	Wt./Vol.	RRF	Pred.RT	RT	y Axis Resp.	Conc.	%Rec
1	3	PFBS	299.0 > 79.7	5.71e1	1.03e3	0.108		3.05	2.77	0.690	2.9213	
2	4	PFHxA	313.2 > 268.9	4.81e2	2.39e3	0.108		3.55	3.27	1.01	5.7109	
3	5	PFHpA	363.0 > 318.9	9.56e1	4.85e3	0.108		4.18	3.89	0.246	0.7103	
4	6	L-PFHxS	398.9 > 79.6	1.92e2	7.85e2	0.108		4.10	4.03	3.06	12.4975	
5	9	L-PFOA	413 > 368.7	8.37e2	7.94e3	0.108		4.52	4.40	1.32	8.8439	
6	12	PFNA	463.0 > 418.8		6.87e3	0.108		5.10				
7	14	L-PFOS	499 > 79.9		2.17e3	0.108		4.96				
8	16	PFDA	513 > 468.8		5.80e3	0.108		5.47				
9	18	N-MeFOSAA	570.1 > 419		2.35e3	0.108		5.60				
10	19	N-EtFOSAA	584.2 > 419		2.32e3	0.108		5.76				
11	20	PFUdA	563.0 > 518.9		6.30e3	0.108		5.78				
12	22	PFDoA	612.9 > 569.0		3.52e3	0.108		6.06				

MJT FOR GM1/5/2018

Vista Analytical Laboratory

Rev'd: MM 1/5/18

Dataset: U:\Q4.PRO\results\171222M2\171222M2-16.qld

Last Altered: Tuesday, January 02, 2018 16:08:40 Pacific Standard Time
Printed: Friday, January 05, 2018 08:24:07 Pacific Standard Time

Method: U:\Q4.PRO\MethDB\PFAS_FULL_80C_122017.mdb 23 Dec 2017 14:44:32
Calibration: U:\Q4.PRO\CurveDB\C18_VAL-PFAS_Q4_12-22-17_OLDISRS.cdb 23 Dec 2017 13:25:20

Name: 171222M2_16, Date: 22-Dec-2017, Time: 19:31:46, ID: 1701715-05 I001MW50D-171114 0.10842, Description: I001MW50D-171114

	#	Name	Trace	Area	IS Area	Wt./Vol.	RRF	Pred.RT	RT	y Axis Resp.	Conc.	%Rec
1	24	PFTrDA	662.9 > 618.9		3.52e3	0.108		6.25				
2	25	PFTeDA	712.9 > 668.8		3.65e3	0.108		6.46				
3	31	13C3-PFBA	216.1 > 171.8	4.95e3	6.17e3	0.108	0.862	1.80	1.53	10.0	107.4141	93.2
4	32	13C3-PFPeA	266. > 221.8	6.73e3	8.74e3	0.108	0.847	2.55	2.50	9.64	104.9833	91.1
5	33	13C3-PFBS	302. > 98.8	1.03e3	8.74e3	0.108	0.104	3.05	2.77	1.48	131.6241	114.2
6	34	13C2-PFHxA	315 > 269.8	2.39e3	8.74e3	0.108	0.728	3.55	3.27	3.42	43.3373	94.0
7	35	13C4-PFHpA	367.2 > 321.8	4.85e3	8.74e3	0.108	0.576	4.18	3.89	6.94	111.1933	96.4
8	36	18O2-PFHxS	403.0 > 102.6	7.85e2	2.06e3	0.108	0.422	4.10	4.03	4.76	103.8515	90.1
9	37	13C2-6:2 FTS	429.1 > 408.9	2.44e3	7.41e3	0.108	0.308	4.63	4.34	4.12	123.2535	106.9
10	38	13C2-PFOA	414.9 > 369.7	7.94e3	7.41e3	0.108	1.220	4.52	4.40	13.4	101.2400	87.8
11	39	13C5-PFNA	468.2 > 422.9	6.87e3	9.01e3	0.108	0.914	5.10	4.83	9.52	96.1181	83.4
12	40	13C8-PFOSA	506.1 > 77.7	1.19e3	8.74e3	0.108	0.301	4.81	4.88	1.71	52.2904	45.4
13	41	13C8-PFOS	507.0 > 79.9	2.17e3	2.52e3	0.108	0.989	5.20	4.91	10.8	100.2921	87.0
14	42	13C2-PFDA	515.1 > 469.9	5.80e3	6.35e3	0.108	1.249	5.47	5.20	11.4	84.2389	73.1
15	43	13C2-8:2 FTS	529.1 > 508.7	9.29e2	8.74e3	0.108	0.147	5.44	5.17	1.33	83.1531	72.1
16	44	d3-N-MeFOSAA	573.3 > 419	2.35e3	8.74e3	0.108	0.336	5.60	5.34	3.37	92.5117	80.2
17	45	d5-N-EtFOSAA	589.3 > 419	2.32e3	8.74e3	0.108	0.417	5.60	5.50	3.33	73.6145	63.9
18	46	13C2-PFUdA	565 > 519.8	6.30e3	8.74e3	0.108	1.034	5.78	5.52	9.01	80.3838	69.7
19	47	13C2-PFDoA	615.0 > 569.7	3.52e3	8.74e3	0.108	0.722	6.05	5.79	5.04	64.4096	55.9
20	49	13C2-PFTeDA	714.8 > 669.6	3.65e3	8.74e3	0.108	0.627	6.46	6.24	5.22	76.7097	66.5
21	54	13C4-PFBA	217. > 171.8	6.17e3	6.17e3	0.108	1.000	1.80	1.53	12.5	115.2924	100.0
22	55	13C5-PFHxA	318 > 272.9	8.74e3	8.74e3	0.108	1.000	3.55	3.27	12.5	115.2924	100.0
23	56	13C3-PFHxS	401.9 > 79.9	2.06e3	2.06e3	0.108	1.000	4.30	4.03	12.5	115.2924	100.0
24	57	13C8-PFOA	421.3 > 376	7.41e3	7.41e3	0.108	1.000	4.68	4.40	12.5	115.2924	100.0
25	58	13C9-PFNA	472.2 > 426.9	9.01e3	9.01e3	0.108	1.000	5.10	4.83	12.5	115.2924	100.0
26	59	13C4-PFOS	503 > 79.9	2.52e3	2.52e3	0.108	1.000	5.20	4.91	12.5	115.2924	100.0
27	60	13C6-PFDA	519.1 > 473.7	6.35e3	6.35e3	0.108	1.000	5.47	5.20	12.5	115.2924	100.0
28	61	13C7-PFUdA	570.1 > 524.8	8.74e3	8.74e3	0.108	1.000	5.44	5.52	12.5	115.2924	100.0
29	62	Total PFHxS	398.9 > 79.6	1.92e2	7.85e2	0.108		4.20		3.06	12.4975	
30	63	Total PFOA	413 > 368.7	9.82e2	7.94e3	0.108		4.60		1.32	8.8439	
31	64	Total PFOS	499 > 79.9	0.00e0	2.17e3	0.108		5.10		0.000		
32	65	Total N-MeFOSAA	570.1 > 419	0.00e0	2.35e3	0.108		5.50		0.000		

MJT FOR GM1/5/2018

Dataset: U:\Q4.PRO\results\171222M2\171222M2-16.qld

Last Altered: Tuesday, January 02, 2018 16:08:40 Pacific Standard Time
Printed: Friday, January 05, 2018 08:24:07 Pacific Standard Time

Name: 171222M2_16, Date: 22-Dec-2017, Time: 19:31:46, ID: 1701715-05 I001MW50D-171114 0.10842, Description: I001MW50D-171114

	#	Name	Trace	Area	IS Area	Wt./Vol.	RRF	Pred.RT	RT	y Axis Resp.	Conc.	%Rec
33	66	Total N-EtFOSAA	584.2 > 419	0.00e0	2.32e3	0.108		5.50		0.000		

MJT FOR GM1/5/2018

Vista Analytical Laboratory

Rev'd: MM 1/5/18

Dataset: U:\Q4.PRO\results\171222M2\171222M2-16.qld

Last Altered: Tuesday, January 02, 2018 16:08:40 Pacific Standard Time
Printed: Friday, January 05, 2018 08:24:07 Pacific Standard Time

Method: U:\Q4.PRO\MethDB\PFAS_FULL_80C_122017.mdb 23 Dec 2017 14:44:32
Calibration: U:\Q4.PRO\CurveDB\C18_VAL-PFAS_Q4_12-22-17_OLDISRS.cdb 23 Dec 2017 13:25:20

Name: 171222M2_16, Date: 22-Dec-2017, Time: 19:31:46, ID: 1701715-05 I001MW50D-171114 0.10842, Description: I001MW50D-171114

PFBS

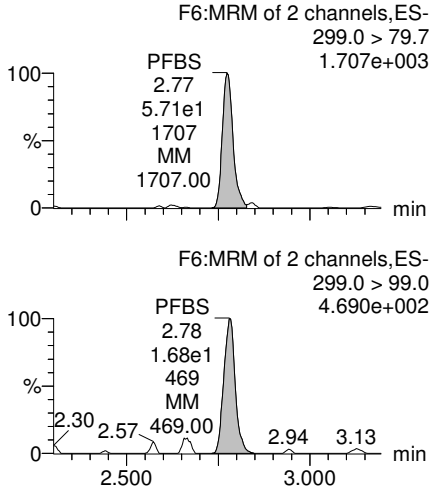

PFHxA

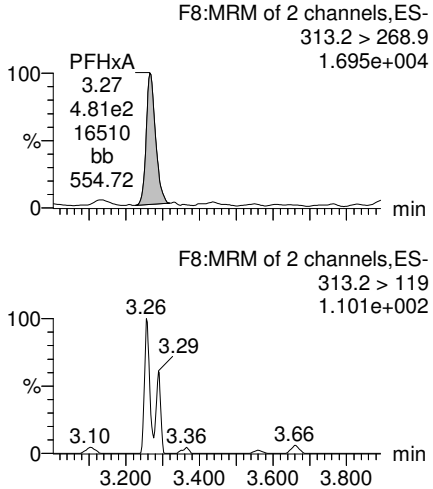

PFHpA

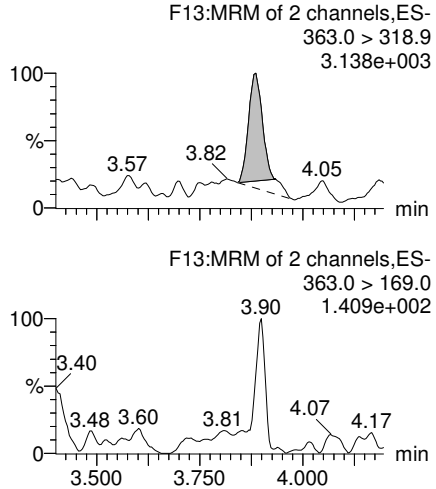

Total PFHxS

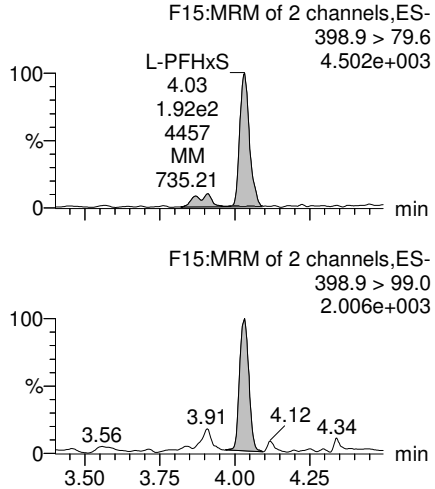

13C3-PFBS

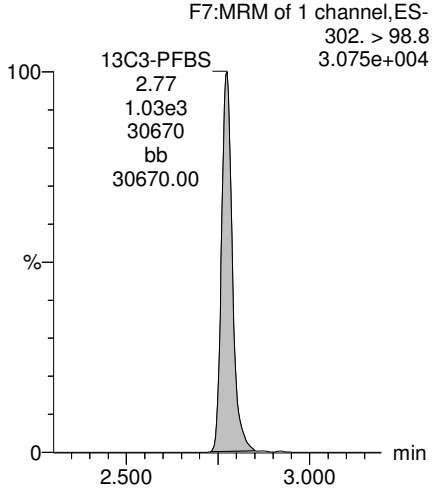

13C2-PFHxA

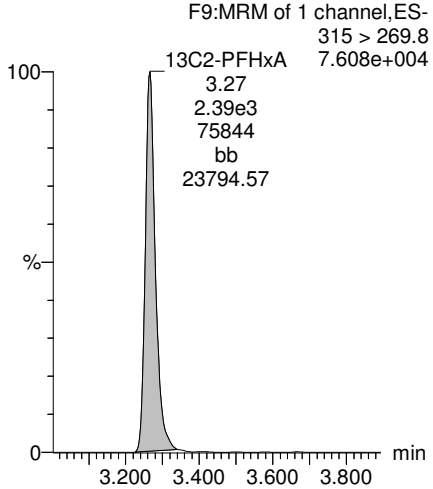

13C4-PFHpA

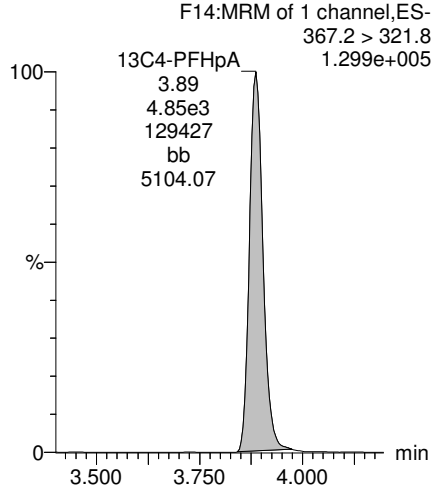

18O2-PFHxS

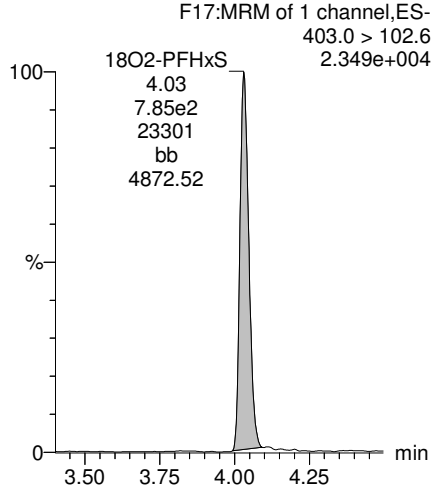

MJT FOR GM1/5/2018

Dataset: U:\Q4.PRO\results\171222M2\171222M2-16.qld

Last Altered: Tuesday, January 02, 2018 16:08:40 Pacific Standard Time
Printed: Friday, January 05, 2018 08:24:07 Pacific Standard Time

Name: 171222M2_16, Date: 22-Dec-2017, Time: 19:31:46, ID: 1701715-05 I001MW50D-171114 0.10842, Description: I001MW50D-171114

Total PFOA

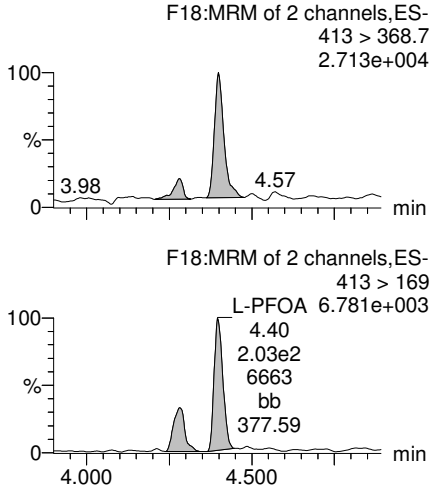

PFNA

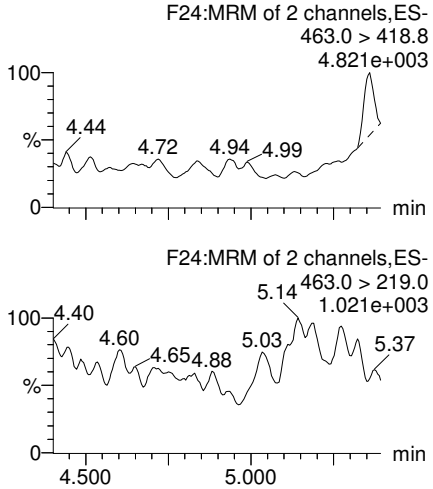

Total PFOS

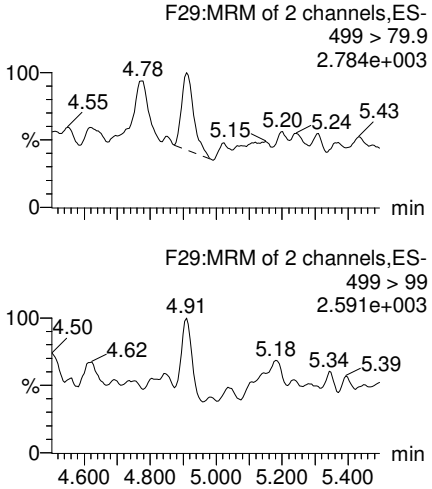

PFDA

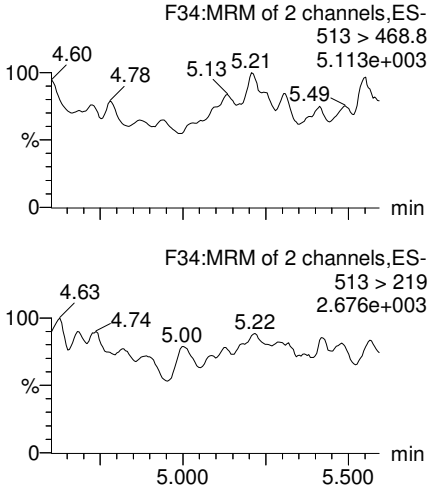

13C2-PFOA

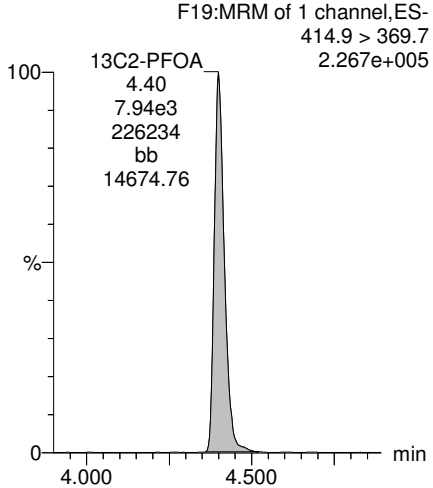

13C5-PFNA

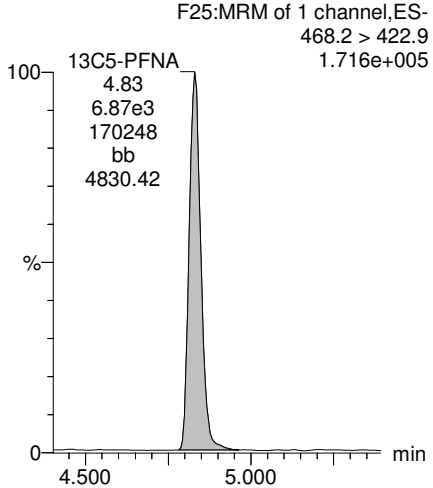

13C8-PFOS

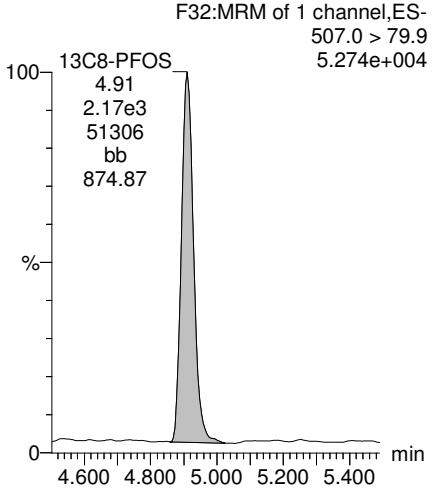

13C2-PFDA

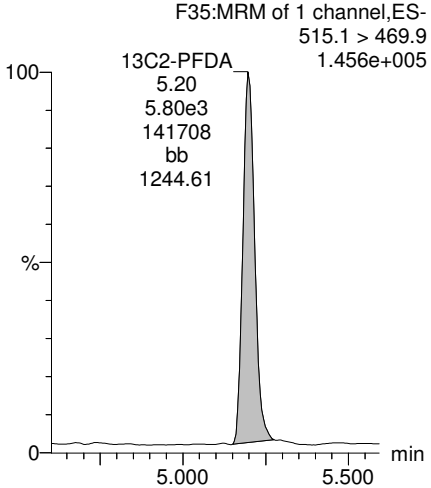

MJT FOR GM1/5/2018

Dataset: U:\Q4.PRO\results\171222M2\171222M2-16.qld

Last Altered: Tuesday, January 02, 2018 16:08:40 Pacific Standard Time
Printed: Friday, January 05, 2018 08:24:07 Pacific Standard Time

Name: 171222M2_16, Date: 22-Dec-2017, Time: 19:31:46, ID: 1701715-05 I001MW50D-171114 0.10842, Description: I001MW50D-171114

PFUdA

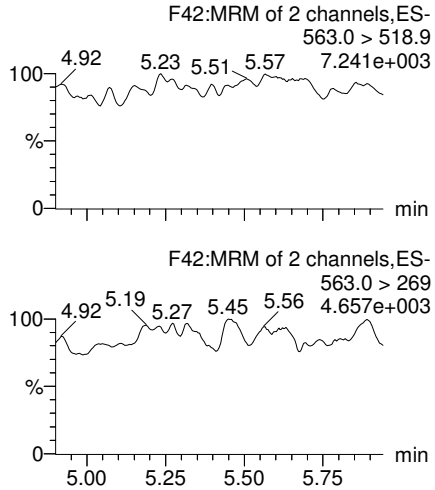

N-MeFOSAA

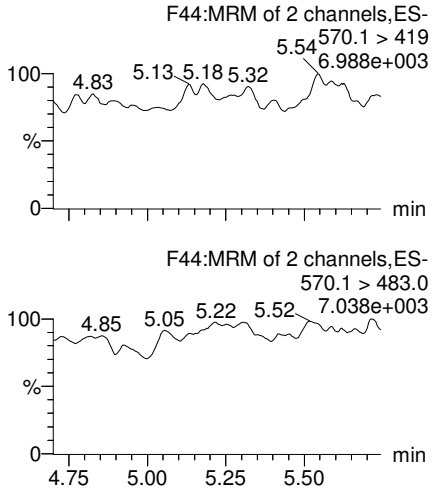

N-EtFOSAA

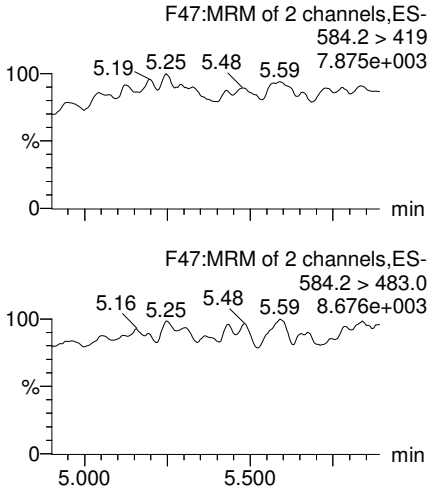

PFDoA

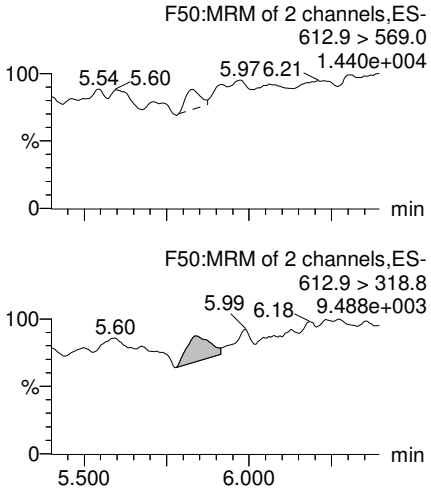

13C2-PFUdA

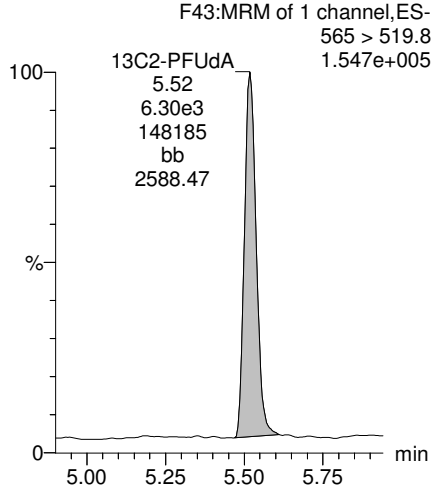

d3-N-MeFOSAA

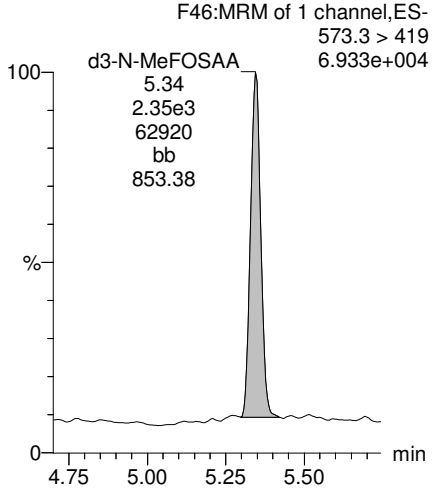

d5-N-EtFOSAA

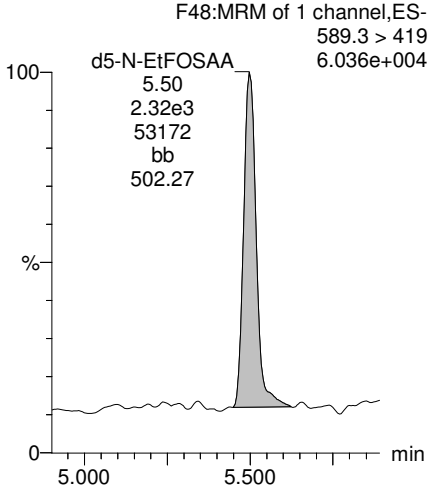

13C2-PFDoA

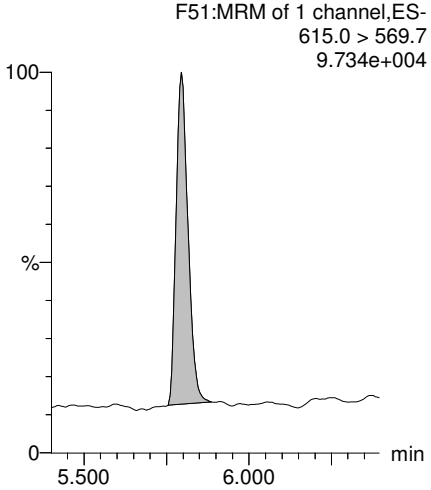

MJT FOR GM1/5/2018

Dataset: U:\Q4.PRO\results\171222M2\171222M2-16.qld

Last Altered: Tuesday, January 02, 2018 16:08:40 Pacific Standard Time
Printed: Friday, January 05, 2018 08:24:07 Pacific Standard Time

Name: 171222M2_16, Date: 22-Dec-2017, Time: 19:31:46, ID: 1701715-05 I001MW50D-171114 0.10842, Description: I001MW50D-171114

PFTrDA

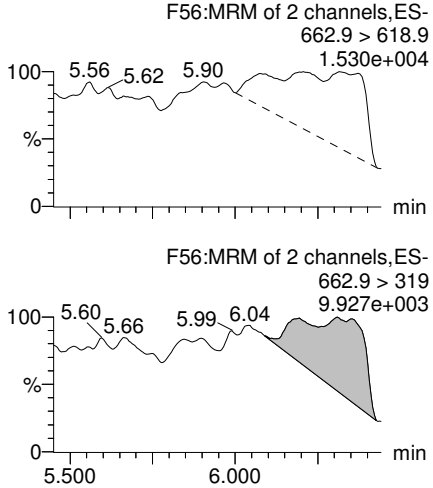

PFTeDA

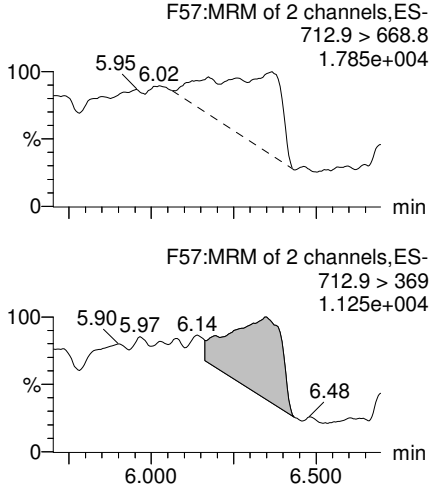

TCDA

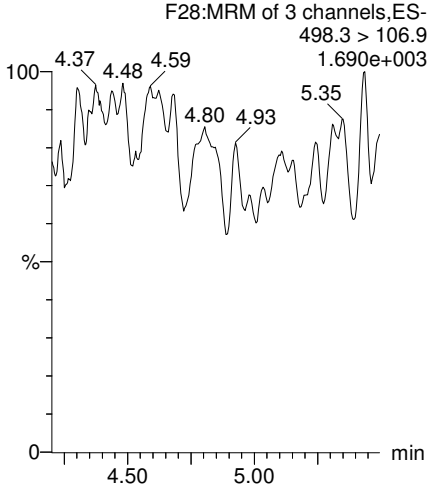

13C5-PFHxA

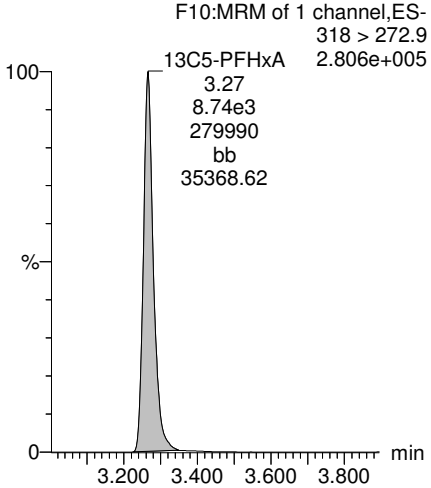

13C2-PFDoA

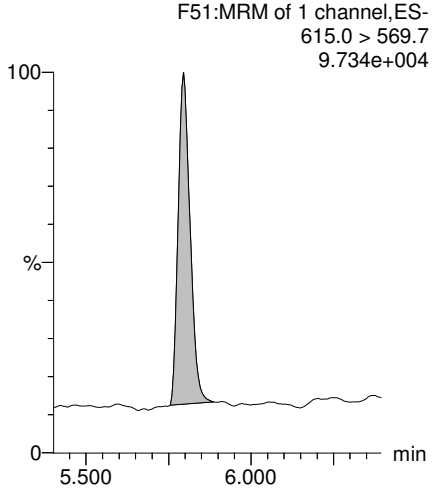

13C2-PFTeDA

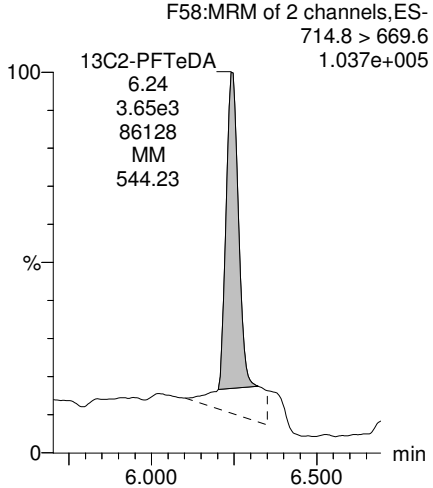

13C8-PFOS

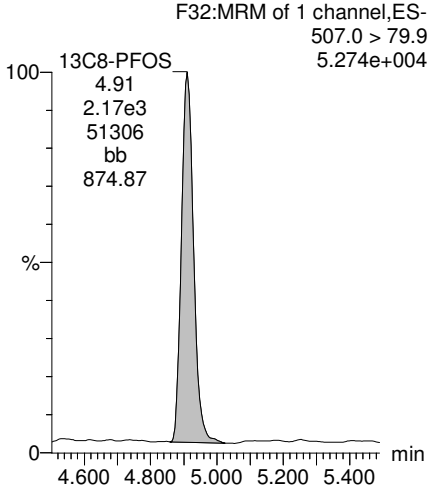

13C8-PFOA

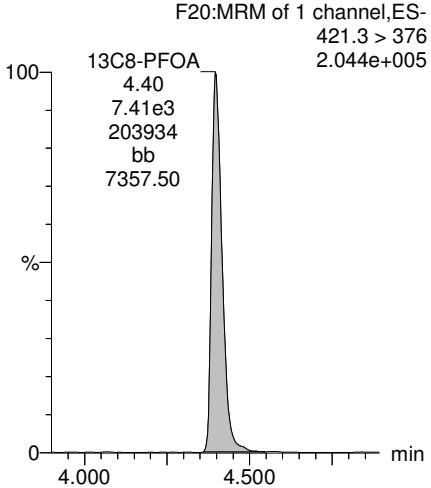

MJT FOR GM1/5/2018

Rev'd: MM 1/5/18

Dataset: U:\Q4.PRO\results\171222M2\171222M2-16.qld

Last Altered: Tuesday, January 02, 2018 16:08:40 Pacific Standard Time
Printed: Friday, January 05, 2018 08:24:07 Pacific Standard Time

Name: 171222M2_16, Date: 22-Dec-2017, Time: 19:31:46, ID: 1701715-05 I001MW50D-171114 0.10842, Description: I001MW50D-171114

13C3-PFHxS

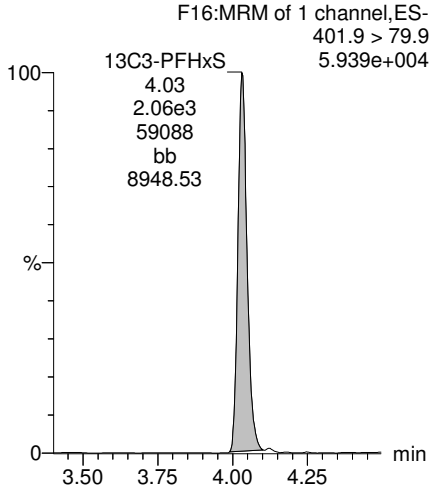

13C9-PFNA

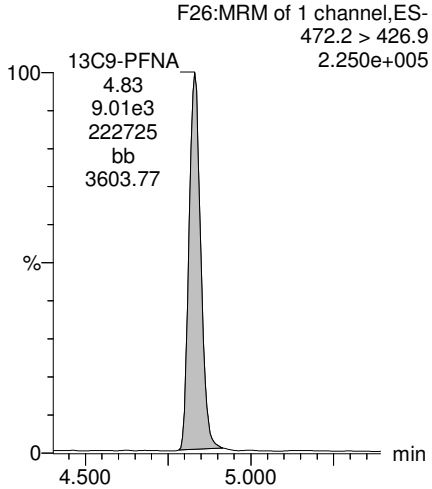

13C4-PFOS

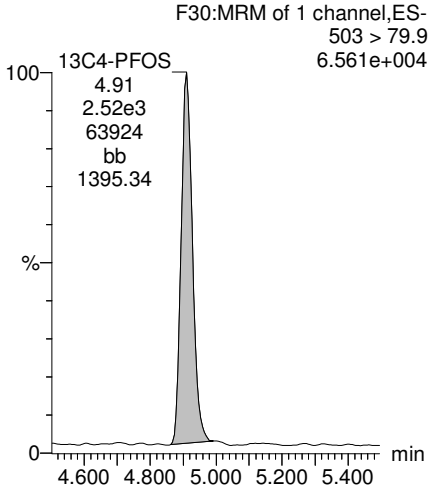

13C6-PFDA

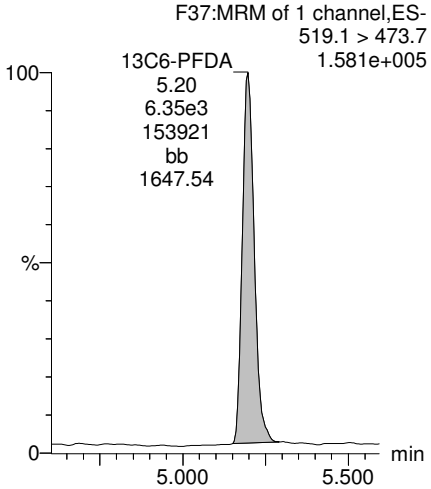

13C7-PFUdA

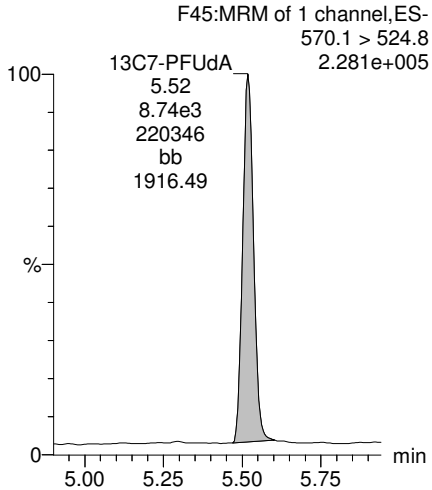

MJT FOR GM1/5/2018

Vista Analytical Laboratory

Rev'd: MM 1/4/18

Dataset: U:\Q4.PRO\results\180103M1\170103M1-17.qld

Last Altered: Thursday, January 04, 2018 13:20:17 Pacific Standard Time
Printed: Thursday, January 04, 2018 13:21:23 Pacific Standard Time

Method: U:\Q4.PRO\MethDB\PFAS_FULL_80C_010318.mdb 04 Jan 2018 07:53:25
Calibration: U:\Q4.PRO\CurveDB\C18_VAL-PFAS_Q4_01-03-18_SHORTLIST_OLD.cdb 04 Jan 2018 10:09:51

Name: 180103M1_17, Date: 03-Jan-2018, Time: 21:36:42, ID: 1701715-06 I001MW50X-171114 0.12154, Description: I001MW50X-171114

	#	Name	Trace	Area	IS Area	Wt./Vol.	RRF	Pred.RT	RT	y Axis Resp.	Conc.	%Rec
1	6	L-PFHxS	398.9 > 79.6	1.28e2	6.07e2	0.1215		3.86	3.86	2.64	12.9	
2	9	L-PFOA	413 > 368.7	6.72e2	6.25e3	0.1215		4.23	4.24	1.34	8.95	
3	34	13C2-PFHxA	315 > 269.8	1.82e3	6.97e3	0.1215	0.713	3.10	3.10	3.27	37.7	91.7
4	35	13C4-PFHpA	367.2 > 321.8	4.51e3	6.97e3	0.1215	0.716	3.70	3.71	8.10	93.1	90.6
5	36	18O2-PFHxS	403.0 > 102.6	6.07e2	1.87e3	0.1215	0.356	3.86	3.87	4.05	93.6	91.0
6	37	13C2-6:2 FTS	429.1 > 408.9	1.60e3	5.96e3	0.1215	0.268	4.26	4.18	3.35	103	100.0
7	38	13C2-PFOA	414.9 > 369.7	6.25e3	5.96e3	0.1215	1.120	4.23	4.24	13.1	96.3	93.6
8	56	13C3-PFHxS	401.9 > 79.9	1.87e3	1.87e3	0.1215	1.000	3.86	3.86	12.5	103	100.0
9	57	13C8-PFOA	421.3 > 376	5.96e3	5.96e3	0.1215	1.000	4.23	4.24	12.5	103	100.0
10	62	Total PFHxS	398.9 > 79.6	1.28e2	6.07e2	0.1215		3.80		2.64	12.9	
11	63	Total PFOA	413 > 368.7	8.93e2	6.25e3	0.1215		4.15		1.79	10.1	

AC 1/4/2018

Dataset: U:\Q4.PRO\results\180103M1\170103M1-17.qld

Last Altered: Thursday, January 04, 2018 13:20:17 Pacific Standard Time
Printed: Thursday, January 04, 2018 13:21:23 Pacific Standard Time

Method: U:\Q4.PRO\MethDB\PFAS_FULL_80C_010318.mdb 04 Jan 2018 07:53:25
Calibration: U:\Q4.PRO\CurveDB\C18_VAL-PFAS_Q4_01-03-18_SHORTLIST_OLD.cdb 04 Jan 2018 10:09:51

Name: 180103M1_17, Date: 03-Jan-2018, Time: 21:36:42, ID: 1701715-06 I001MW50X-171114 0.12154, Description: I001MW50X-171114

PFBS

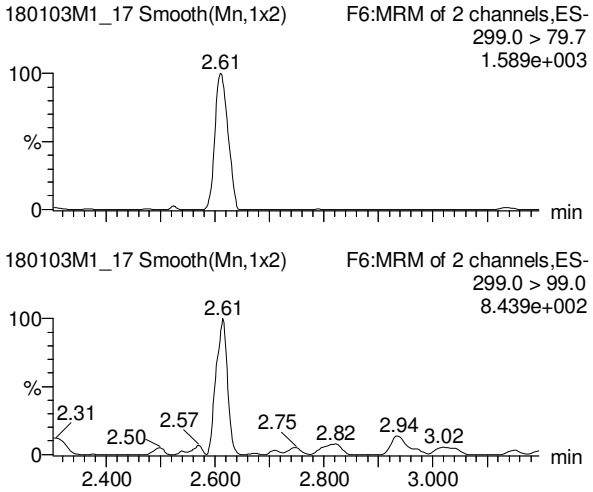

PFHpA

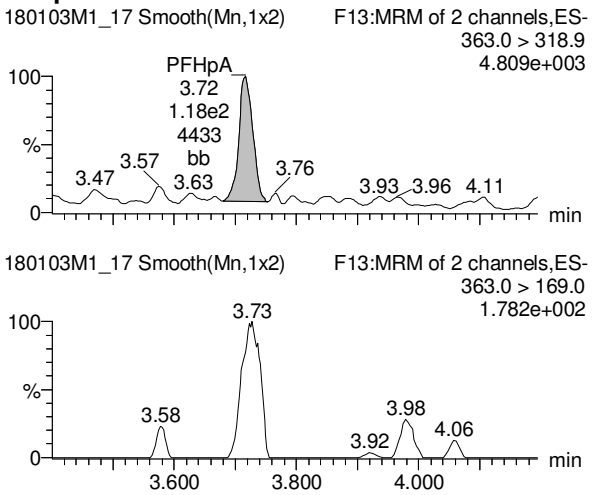

Total PFHxS

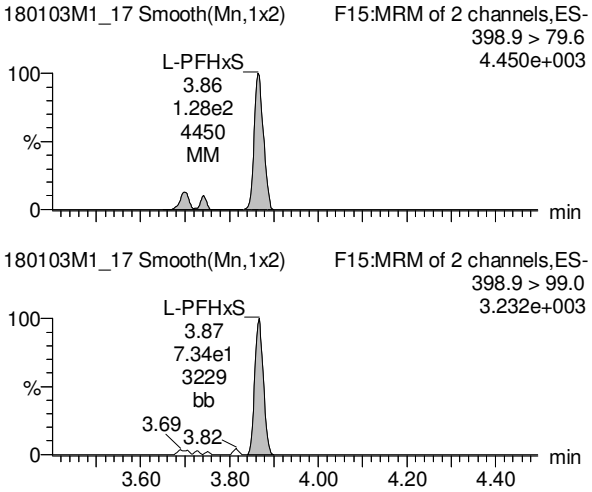

13C3-PFBS

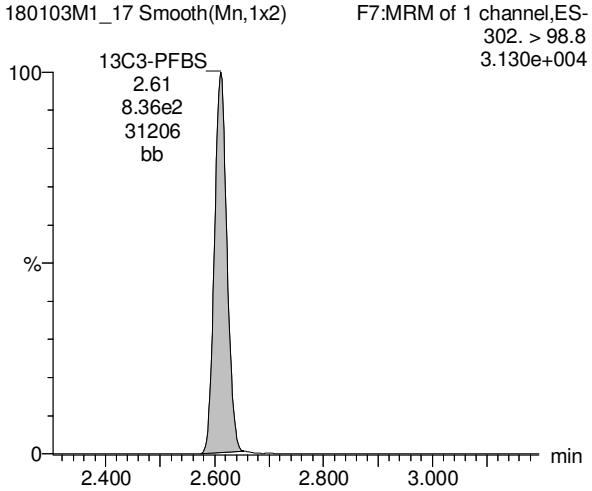

13C4-PFHpA

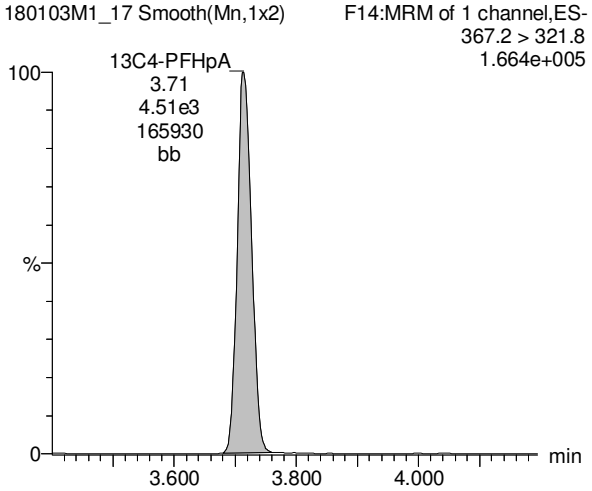

18O2-PFHxS

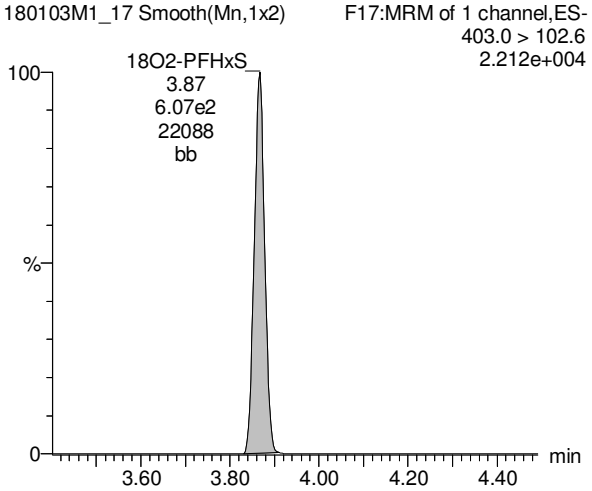

AC 1/4/2018

Rev'd: MM 1/4/18

Dataset: U:\Q4.PRO\results\180103M1\170103M1-17.qld

Last Altered: Thursday, January 04, 2018 13:20:17 Pacific Standard Time
Printed: Thursday, January 04, 2018 13:21:23 Pacific Standard Time

Name: 180103M1_17, Date: 03-Jan-2018, Time: 21:36:42, ID: 1701715-06 I001MW50X-171114 0.12154, Description: I001MW50X-171114

Total PFOA

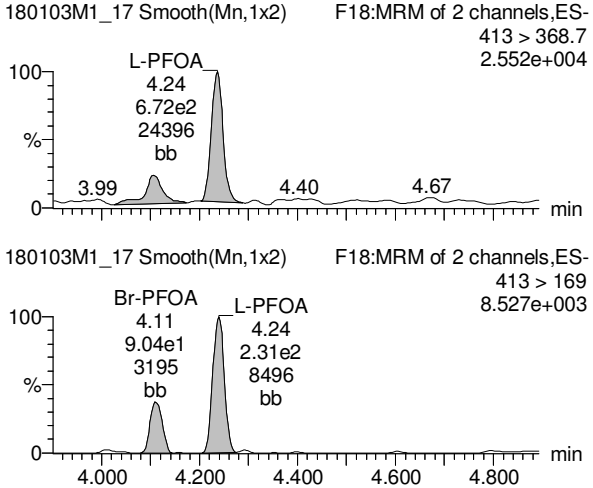

PFNA

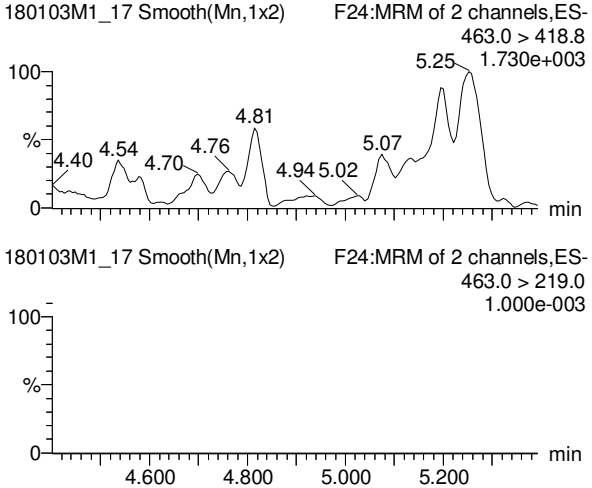

Total PFOS

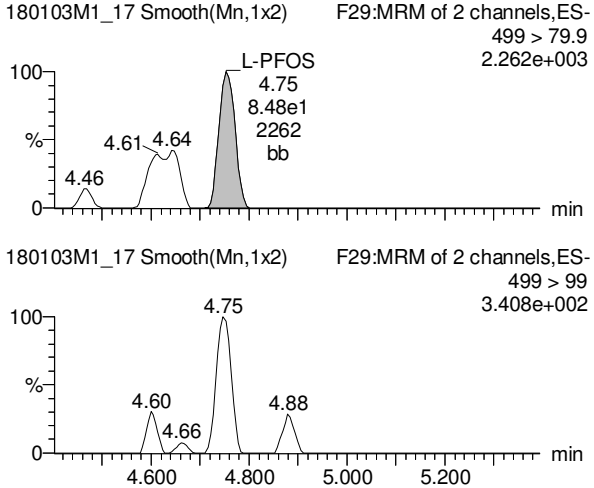

13C2-PFOA

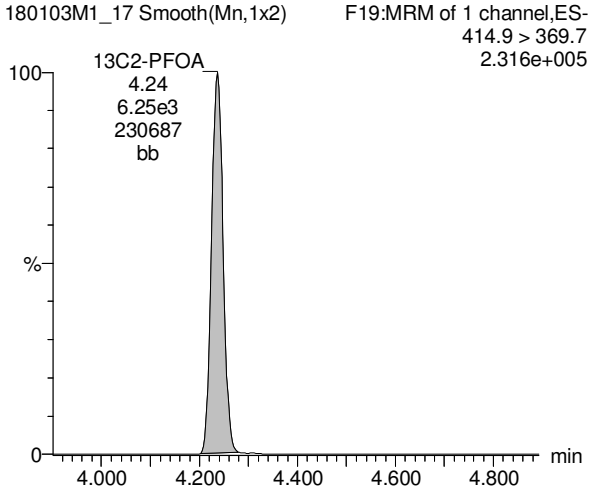

13C5-PFNA

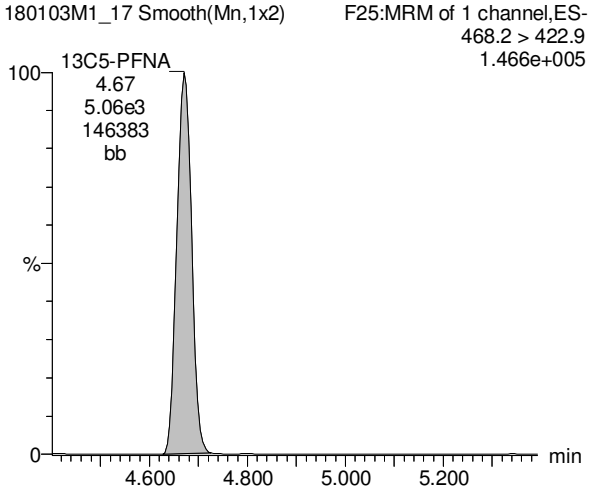

13C8-PFOS

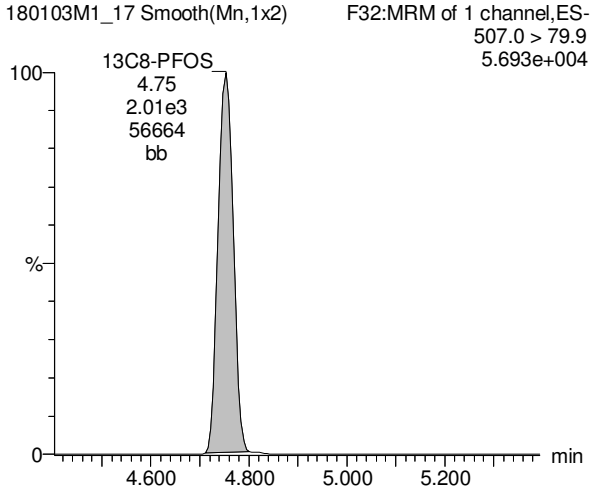

AC 1/4/2018

Vista Analytical Laboratory

Rev'd: MM 1/4/18

Dataset: U:\Q4.PRO\results\180103M1\170103M1-17.qld

Last Altered: Thursday, January 04, 2018 13:20:17 Pacific Standard Time
Printed: Thursday, January 04, 2018 13:21:23 Pacific Standard Time

Name: 180103M1_17, Date: 03-Jan-2018, Time: 21:36:42, ID: 1701715-06 I001MW50X-171114 0.12154, Description: I001MW50X-171114

TCDA

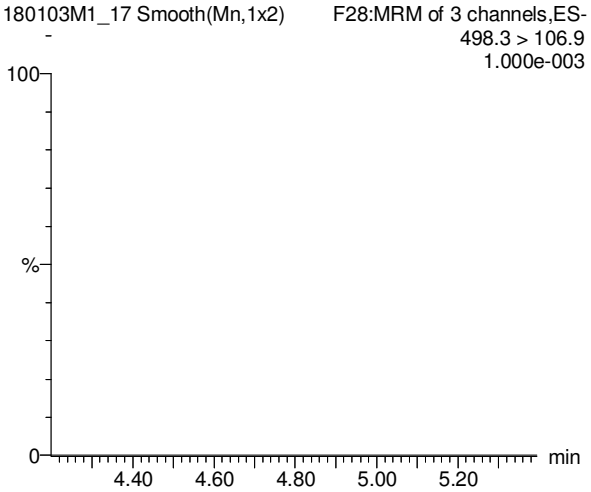

13C5-PFHxA

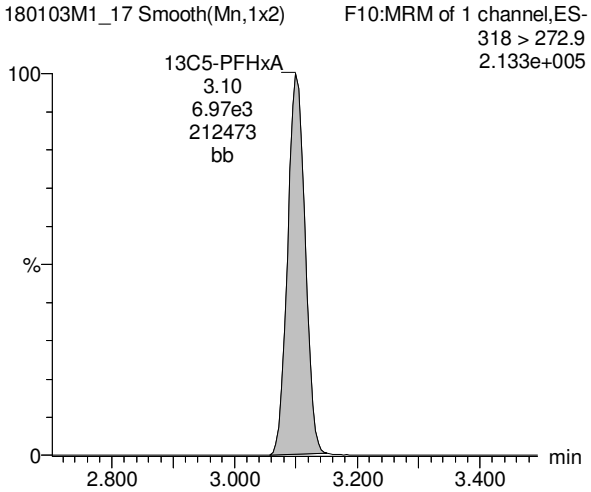

13C3-PFHxS

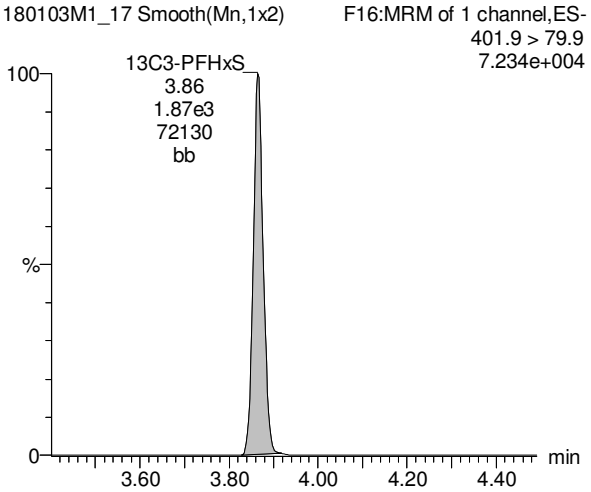

13C8-PFOS

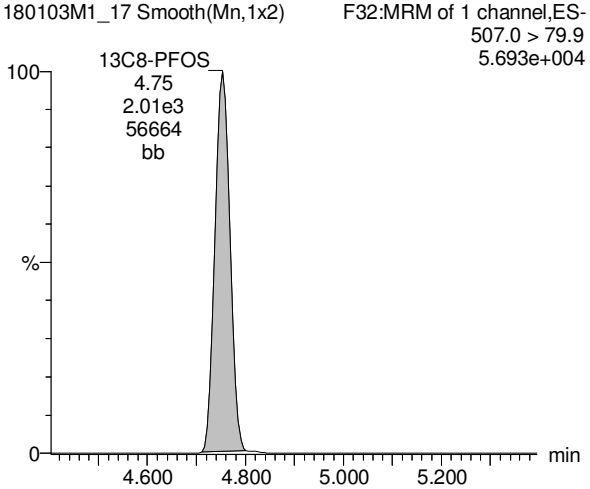

13C8-PFOA

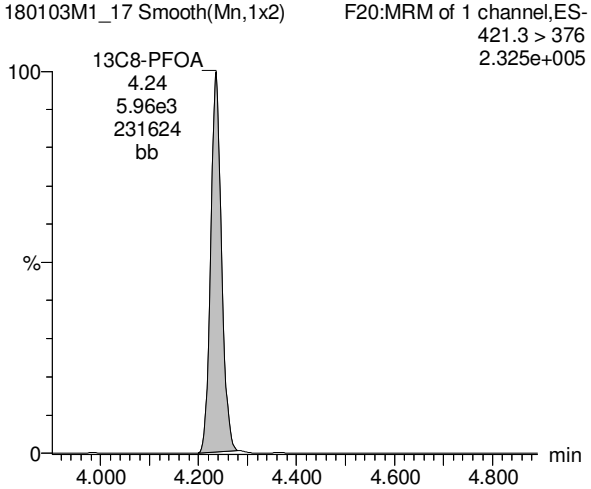

13C9-PFNA

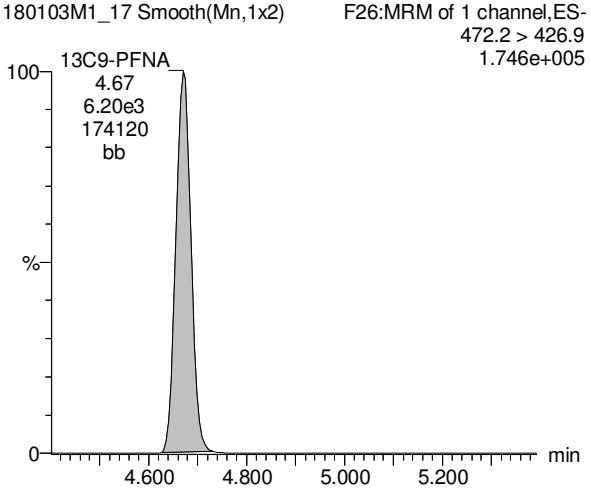

AC 1/4/2018

Dataset: U:\Q4.PRO\results\180103M1\170103M1-17.qld

Last Altered: Thursday, January 04, 2018 13:20:17 Pacific Standard Time
Printed: Thursday, January 04, 2018 13:21:23 Pacific Standard Time

Name: 180103M1_17, Date: 03-Jan-2018, Time: 21:36:42, ID: 1701715-06 I001MW50X-171114 0.12154, Description: I001MW50X-171114

13C4-PFOS

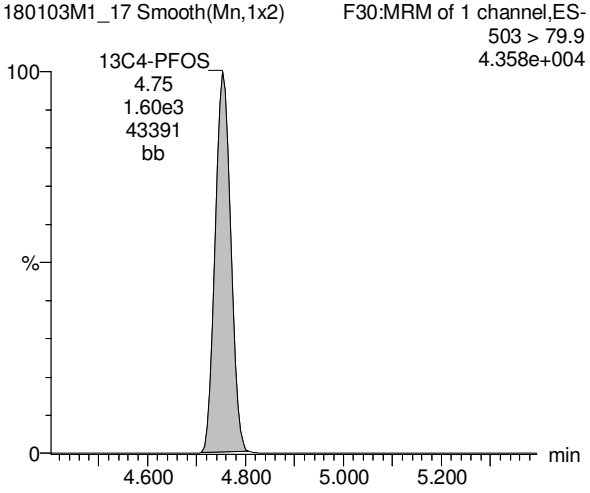

AC 1/4/2018

Vista Analytical Laboratory

Rev'd: MM 1/4/18

Dataset: U:\Q4.PRO\results\171222M2\171222M2-24.qld

Last Altered: Thursday, January 04, 2018 13:39:40 Pacific Standard Time
Printed: Thursday, January 04, 2018 13:40:21 Pacific Standard Time

Method: U:\Q4.PRO\MethDB\PFAS_FULL_80C_122017.mdb 23 Dec 2017 14:44:32
Calibration: U:\Q4.PRO\CurveDB\C18_VAL-PFAS_Q4_12-22-17_OLDISRS.cdb 23 Dec 2017 13:25:20

Name: 171222M2_24, Date: 22-Dec-2017, Time: 21:01:16, ID: 1701715-06 I001MW50X-171114 0.12154, Description: I001MW50X-171114

	#	Name	Trace	Area	IS Area	Wt./Vol.	RRF	Pred.RT	RT	y Axis Resp.	Conc.	%Rec
1	3	PFBS	299.0 > 79.7	1.02e2	1.28e3	0.122		3.05	2.77	1.00	3.8714	
2	4	PFHxA	313.2 > 268.9	5.73e2	2.84e3	0.122		3.55	3.26	1.01	5.1092	
3	5	PFHpA	363.0 > 318.9	1.73e2	6.18e3	0.122		4.18	3.89	0.349	1.2603	
4	6	L-PFHxS	398.9 > 79.6	2.17e2	1.10e3	0.122		4.10	4.03	2.47	8.3201	
5	9	L-PFOA	413 > 368.7	1.06e3	9.08e3	0.122		4.52	4.40	1.46	9.2736	
6	12	PFNA	463.0 > 418.8		7.12e3	0.122		5.10				
7	14	L-PFOS	499 > 79.9	1.47e2	3.16e3	0.122		4.96	4.90	0.581	2.4661	
8	16	PFDA	513 > 468.8		6.59e3	0.122		5.47				
9	18	N-MeFOSAA	570.1 > 419		2.66e3	0.122		5.60				
10	19	N-EtFOSAA	584.2 > 419		3.35e3	0.122		5.76				
11	20	PFUdA	563.0 > 518.9		9.51e3	0.122		5.78				
12	22	PFDoA	612.9 > 569.0		5.43e3	0.122		6.06				

AC 1/4/2018

Vista Analytical Laboratory

Rev'd: MM 1/4/18

Dataset: U:\Q4.PRO\results\171222M2\171222M2-24.qld

Last Altered: Thursday, January 04, 2018 13:39:40 Pacific Standard Time
Printed: Thursday, January 04, 2018 13:40:33 Pacific Standard Time

Method: U:\Q4.PRO\MethDB\PFAS_FULL_80C_122017.mdb 23 Dec 2017 14:44:32
Calibration: U:\Q4.PRO\CurveDB\C18_VAL-PFAS_Q4_12-22-17_OLDISRS.cdb 23 Dec 2017 13:25:20

Name: 171222M2_24, Date: 22-Dec-2017, Time: 21:01:16, ID: 1701715-06 I001MW50X-171114 0.12154, Description: I001MW50X-171114

	#	Name	Trace	Area	IS Area	Wt./Vol.	RRF	Pred.RT	RT	y Axis Resp.	Conc.	%Rec
1	24	PFTrDA	662.9 > 618.9		5.43e3	0.122		6.25				
2	25	PFTeDA	712.9 > 668.8		4.64e3	0.122		6.46				
3	33	13C3-PFBS	302. > 98.8	1.28e3	1.02e4	0.122	0.104	3.05	2.77	1.56	124.0064	120.6
4	34	13C2-PFHxA	315 > 269.8	2.84e3	1.02e4	0.122	0.728	3.55	3.26	3.47	39.2603	95.4
5	35	13C4-PFHpA	367.2 > 321.8	6.18e3	1.02e4	0.122	0.576	4.18	3.89	7.57	108.1698	105.2
6	36	18O2-PFHxS	403.0 > 102.6	1.10e3	2.57e3	0.122	0.422	4.10	4.03	5.34	103.9336	101.1
7	37	13C2-6:2 FTS	429.1 > 408.9	2.53e3	8.50e3	0.122	0.308	4.63	4.35	3.72	99.3073	96.6
8	38	13C2-PFOA	414.9 > 369.7	9.08e3	8.50e3	0.122	1.220	4.52	4.40	13.3	89.9701	87.5
9	39	13C5-PFNA	468.2 > 422.9	7.12e3	8.46e3	0.122	0.914	5.10	4.82	10.5	94.6886	92.1
10	40	13C8-PFOSA	506.1 > 77.7	1.79e3	7.99e3	0.122	0.301	4.81	4.88	2.80	76.6553	74.5
11	41	13C8-PFOS	507.0 > 79.9	3.16e3	3.17e3	0.122	0.989	5.20	4.91	12.5	103.6487	100.8
12	42	13C2-PFDA	515.1 > 469.9	6.59e3	7.56e3	0.122	1.249	5.47	5.20	10.9	71.7213	69.7
13	43	13C2-8:2 FTS	529.1 > 508.7	1.55e3	1.02e4	0.122	0.147	5.44	5.17	1.90	105.7936	102.9
14	44	d3-N-MeFOSAA	573.3 > 419	2.66e3	7.99e3	0.122	0.336	5.60	5.34	4.16	101.8923	99.1
15	45	d5-N-EtFOSAA	589.3 > 419	3.35e3	7.99e3	0.122	0.417	5.60	5.49	5.25	103.6008	100.7
16	46	13C2-PFUdA	565 > 519.8	9.51e3	7.99e3	0.122	1.034	5.78	5.52	14.9	118.3750	115.1
17	47	13C2-PFDoA	615.0 > 569.7	5.43e3	7.99e3	0.122	0.722	6.05	5.79	8.49	96.8163	94.1
18	49	13C2-PFTeDA	714.8 > 669.6	4.64e3	7.99e3	0.122	0.627	6.46	6.24	7.27	95.3033	92.7
19	55	13C5-PFHxA	318 > 272.9	1.02e4	1.02e4	0.122	1.000	3.55	3.26	12.5	102.8468	100.0
20	56	13C3-PFHxS	401.9 > 79.9	2.57e3	2.57e3	0.122	1.000	4.30	4.03	12.5	102.8468	100.0
21	57	13C8-PFOA	421.3 > 376	8.50e3	8.50e3	0.122	1.000	4.68	4.40	12.5	102.8468	100.0
22	58	13C9-PFNA	472.2 > 426.9	8.46e3	8.46e3	0.122	1.000	5.10	4.82	12.5	102.8468	100.0
23	59	13C4-PFOS	503 > 79.9	3.17e3	3.17e3	0.122	1.000	5.20	4.91	12.5	102.8468	100.0
24	60	13C6-PFDA	519.1 > 473.7	7.56e3	7.56e3	0.122	1.000	5.47	5.20	12.5	102.8468	100.0
25	61	13C7-PFUdA	570.1 > 524.8	7.99e3	7.99e3	0.122	1.000	5.44	5.51	12.5	102.8468	100.0
26	62	Total PFHxS	398.9 > 79.6	2.17e2	1.10e3	0.122		4.20		2.47	8.3201	
27	63	Total PFOA	413 > 368.7	1.24e3	9.08e3	0.122		4.60		1.46	9.2736	
28	64	Total PFOS	499 > 79.9	1.47e2	3.16e3	0.122		5.10		0.581	2.4661	
29	65	Total N-MeFOSAA	570.1 > 419	0.00e0	2.66e3	0.122		5.50		0.000		
30	66	Total N-EtFOSAA	584.2 > 419	0.00e0	3.35e3	0.122		5.50		0.000		

AC 1/4/2018

Vista Analytical Laboratory

Rev'd: MM 1/4/18

Dataset: U:\Q4.PRO\results\171222M2\171222M2-24.qld

Last Altered: Thursday, January 04, 2018 13:39:40 Pacific Standard Time
Printed: Thursday, January 04, 2018 13:40:33 Pacific Standard Time

Method: U:\Q4.PRO\MethDB\PFAS_FULL_80C_122017.mdb 23 Dec 2017 14:44:32
Calibration: U:\Q4.PRO\CurveDB\C18_VAL-PFAS_Q4_12-22-17_OLDISRS.cdb 23 Dec 2017 13:25:20

Name: 171222M2_24, Date: 22-Dec-2017, Time: 21:01:16, ID: 1701715-06 I001MW50X-171114 0.12154, Description: I001MW50X-171114

PFBS

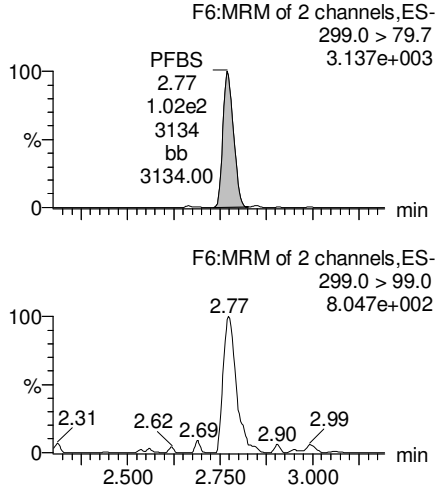

PFHxA

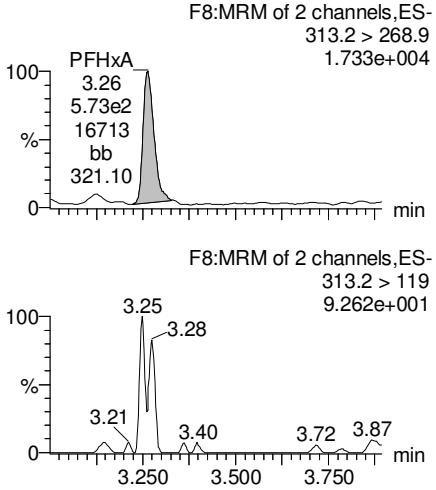

PFHpA

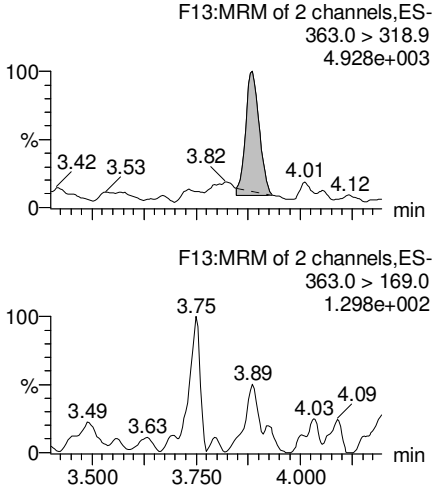

Total PFHxS

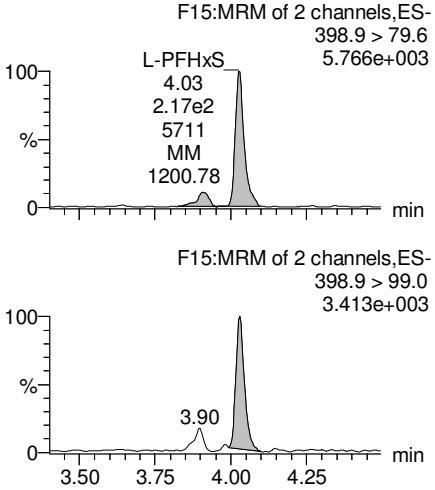

13C3-PFBS

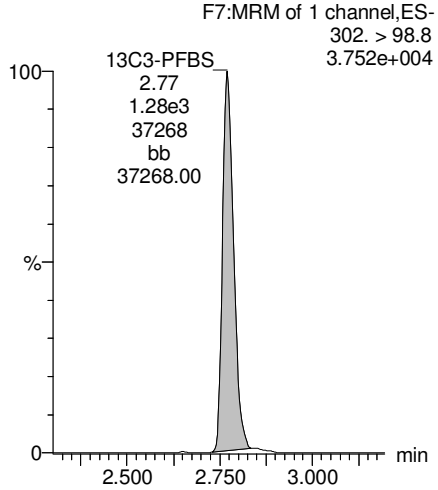

13C2-PFHxA

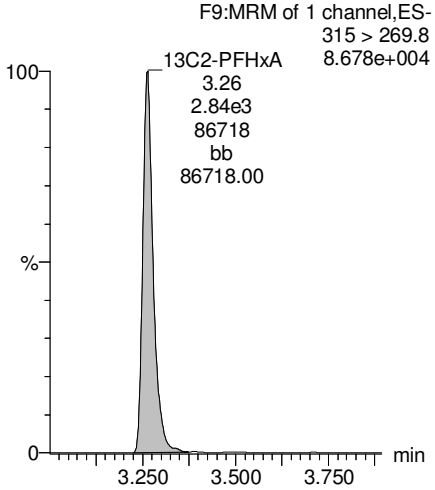

13C4-PFHpA

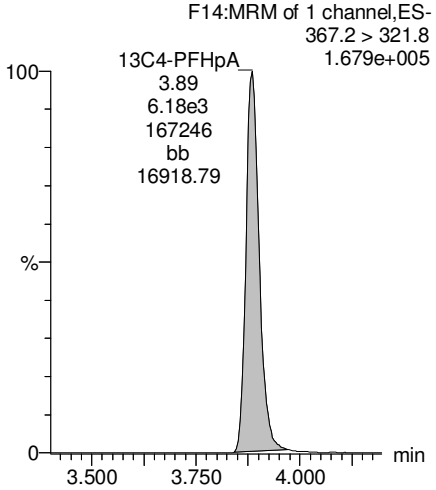

18O2-PFHxS

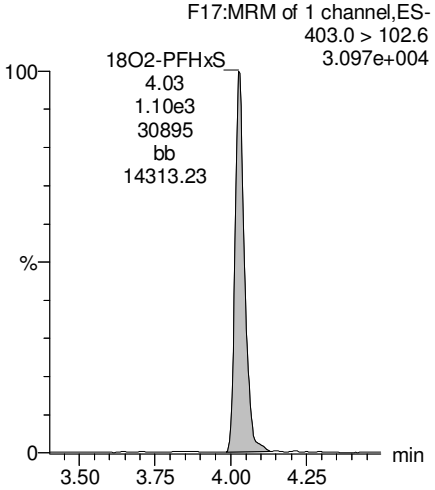

AC 1/4/2018

Vista Analytical Laboratory

Rev'd: MM 1/4/18

Dataset: U:\Q4.PRO\results\171222M2\171222M2-24.qld

Last Altered: Thursday, January 04, 2018 13:39:40 Pacific Standard Time
Printed: Thursday, January 04, 2018 13:40:33 Pacific Standard Time

Name: 171222M2_24, Date: 22-Dec-2017, Time: 21:01:16, ID: 1701715-06 I001MW50X-171114 0.12154, Description: I001MW50X-171114

Total PFOA

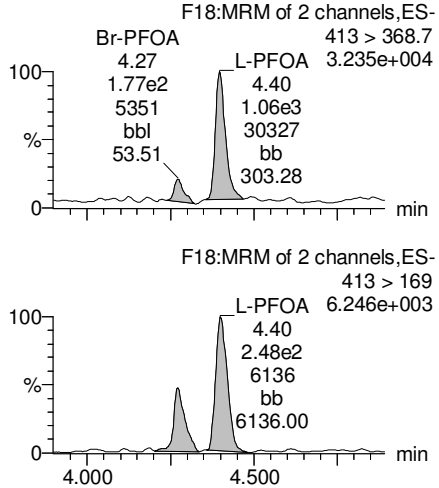

PFNA

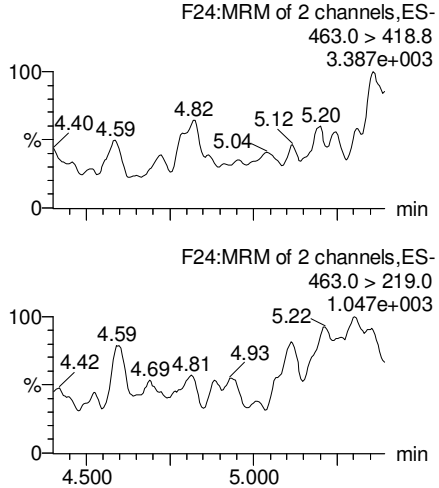

Total PFOS

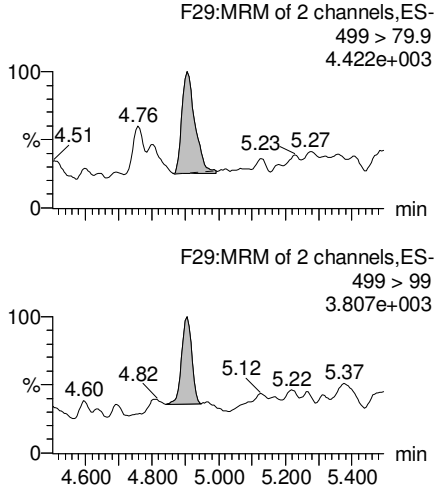

PFDA

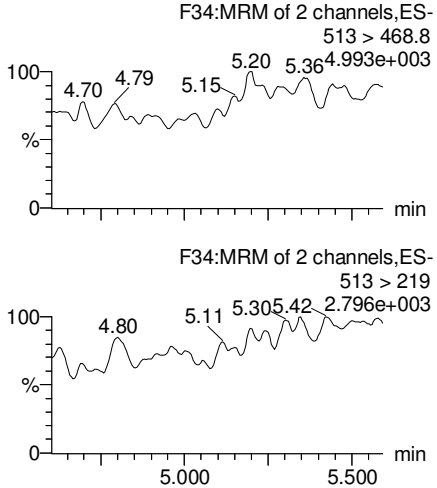

13C2-PFOA

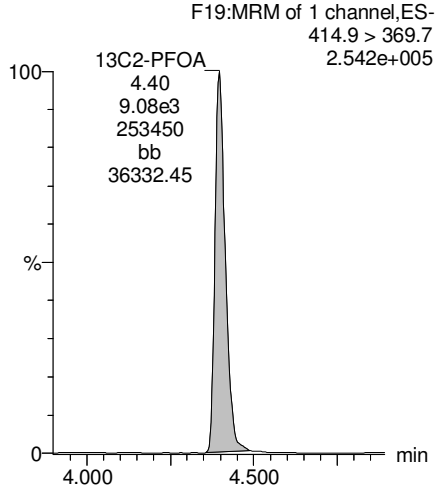

13C5-PFNA

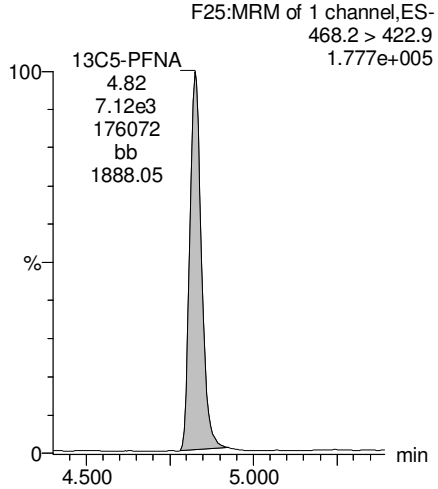

13C8-PFOS

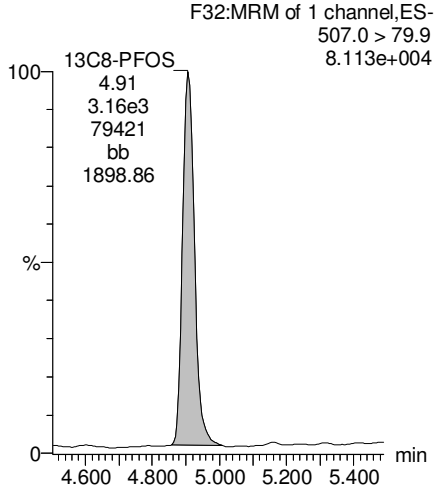

13C2-PFDA

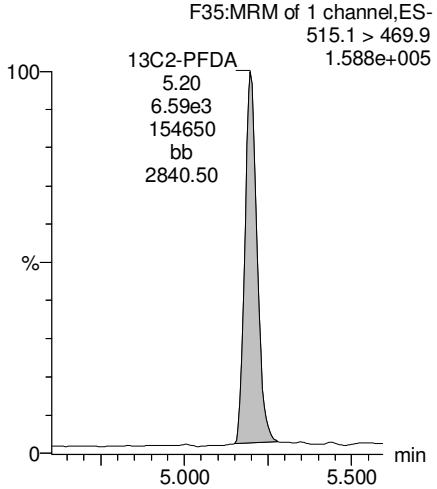

AC 1/4/2018

Dataset: U:\Q4.PRO\results\171222M2\171222M2-24.qld

Last Altered: Thursday, January 04, 2018 13:39:40 Pacific Standard Time
Printed: Thursday, January 04, 2018 13:40:33 Pacific Standard Time

Name: 171222M2_24, Date: 22-Dec-2017, Time: 21:01:16, ID: 1701715-06 I001MW50X-171114 0.12154, Description: I001MW50X-171114

PFUdA

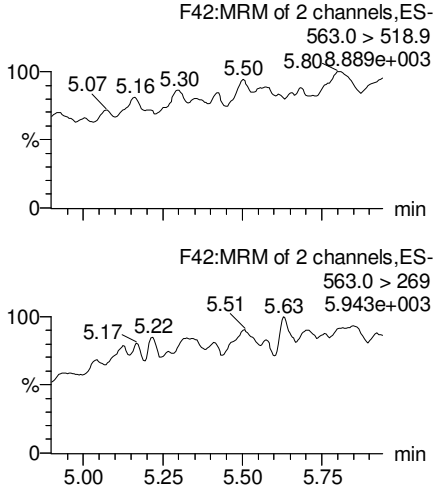

N-MeFOSAA

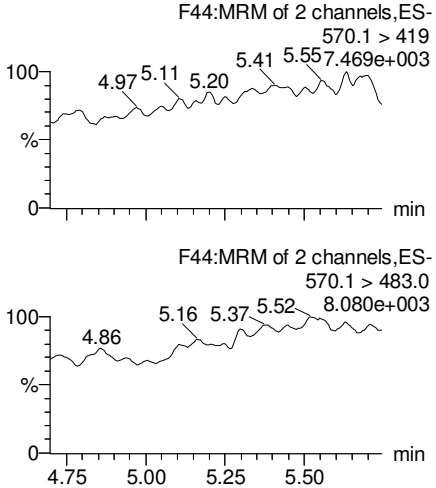

N-EtFOSAA

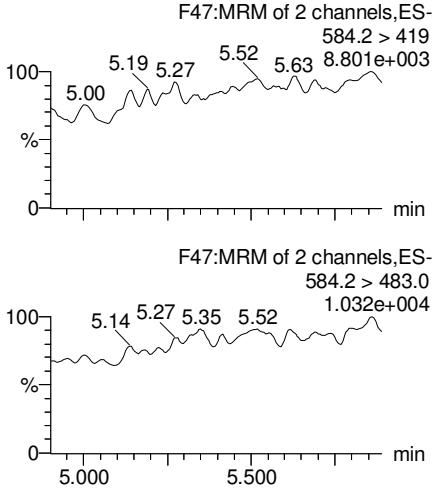

PFDoA

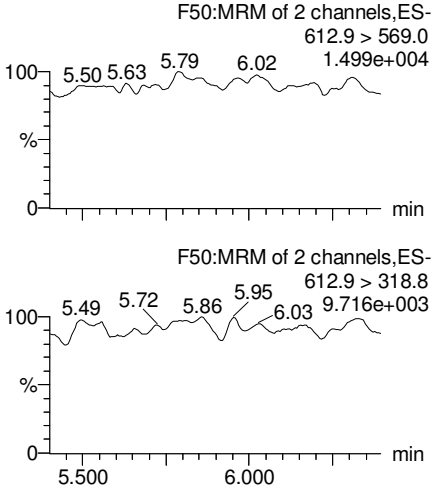

13C2-PFUdA

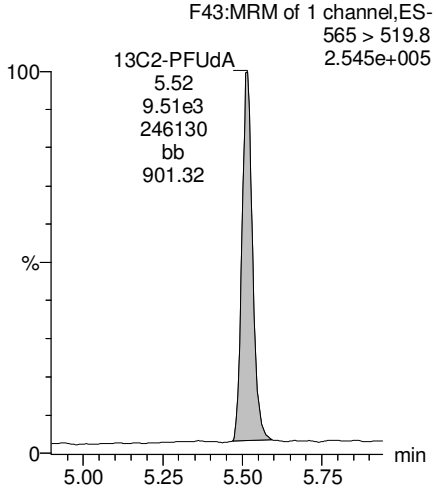

d3-N-MeFOSAA

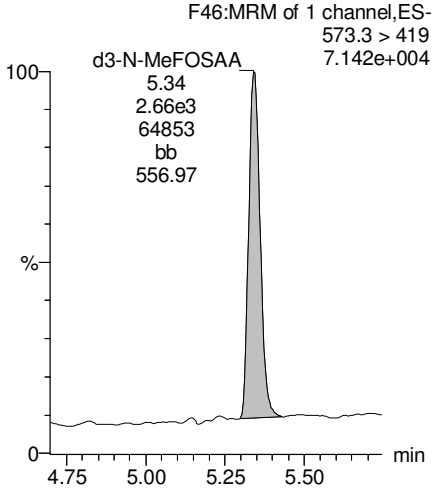

d5-N-EtFOSAA

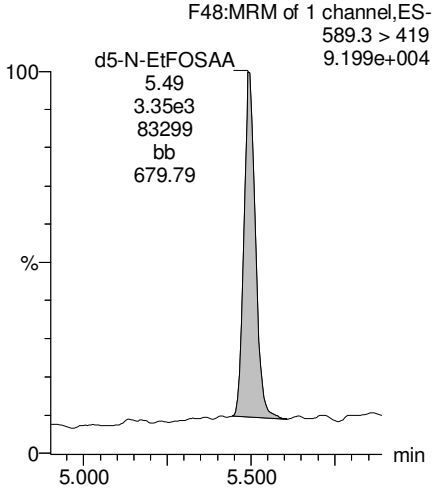

13C2-PFDoA

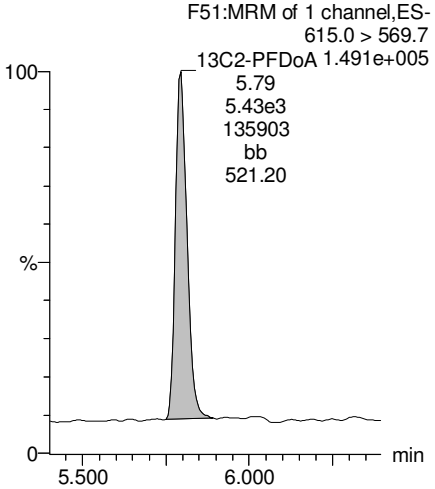

AC 1/4/2018

Dataset: U:\Q4.PRO\results\171222M2\171222M2-24.qld

Last Altered: Thursday, January 04, 2018 13:39:40 Pacific Standard Time
Printed: Thursday, January 04, 2018 13:40:33 Pacific Standard Time

Name: 171222M2_24, Date: 22-Dec-2017, Time: 21:01:16, ID: 1701715-06 I001MW50X-171114 0.12154, Description: I001MW50X-171114

PFTrDA

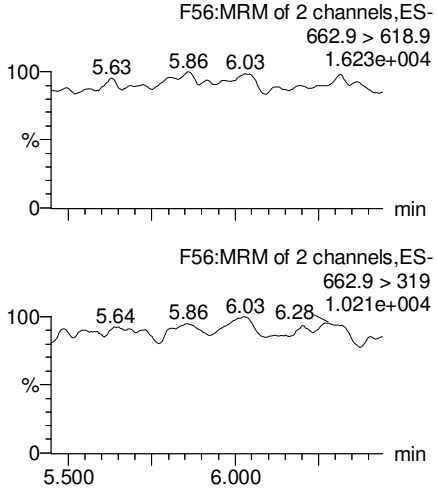

PFTeDA

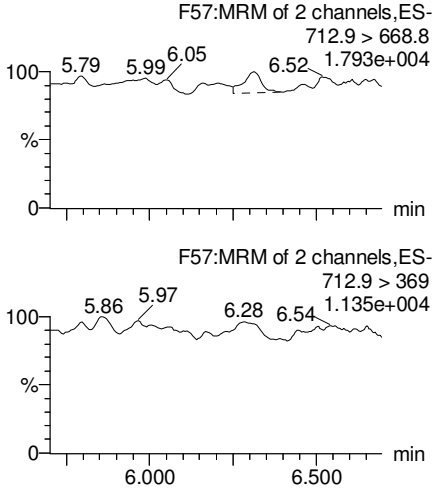

TCDA

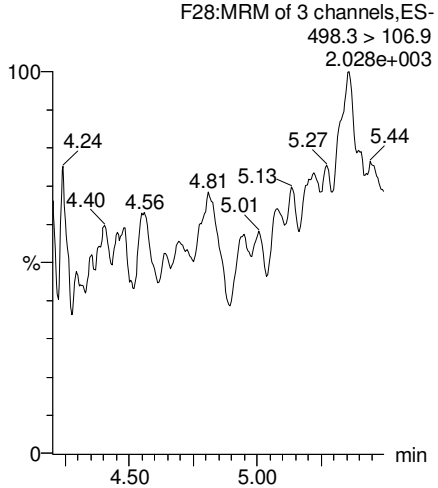

13C5-PFHxA

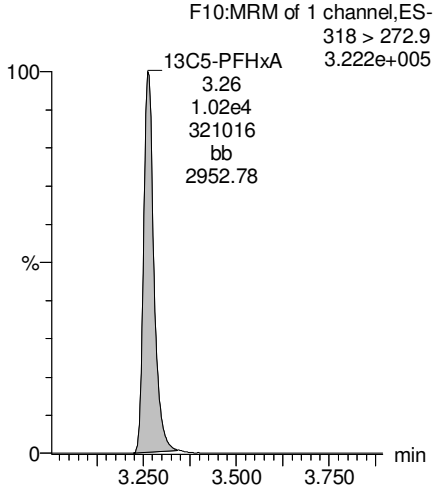

13C2-PFDoA

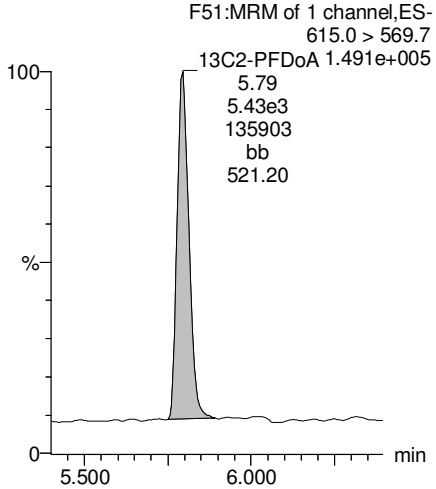

13C2-PFTeDA

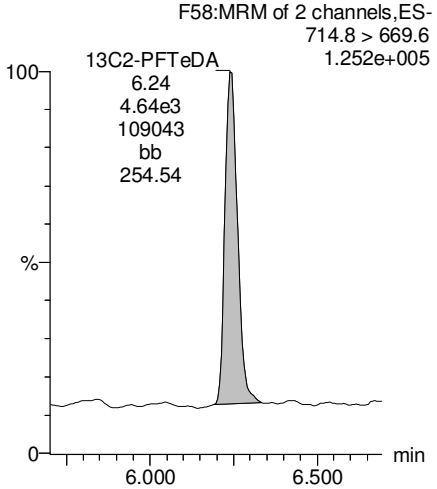

13C8-PFOS

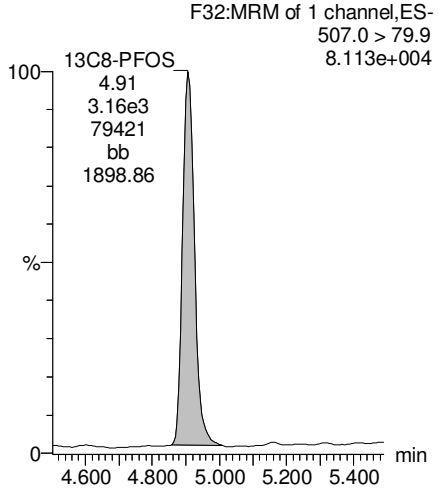

13C8-PFOA

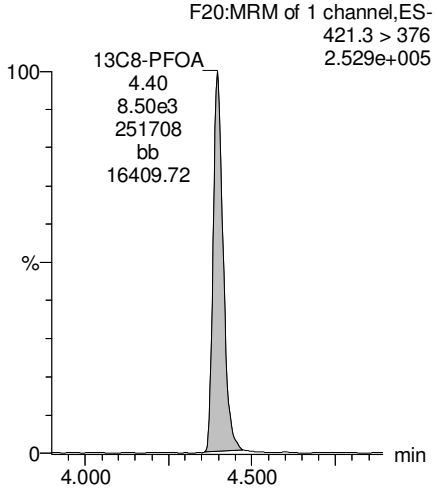

AC 1/4/2018

Dataset: U:\Q4.PRO\results\171222M2\171222M2-24.qld

Last Altered: Thursday, January 04, 2018 13:39:40 Pacific Standard Time
Printed: Thursday, January 04, 2018 13:40:33 Pacific Standard Time

Name: 171222M2_24, Date: 22-Dec-2017, Time: 21:01:16, ID: 1701715-06 I001MW50X-171114 0.12154, Description: I001MW50X-171114

13C3-PFHxS

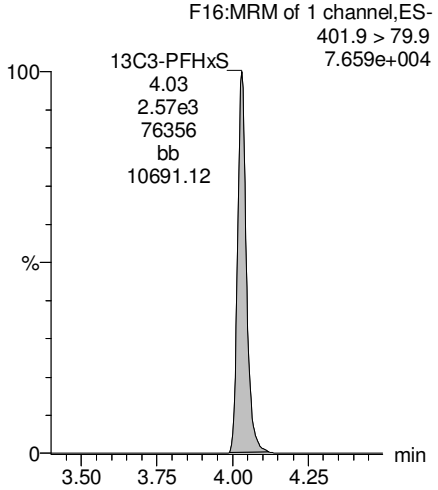

13C9-PFNA

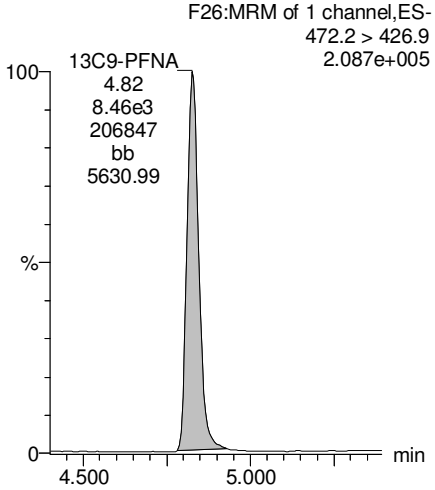

13C4-PFOS

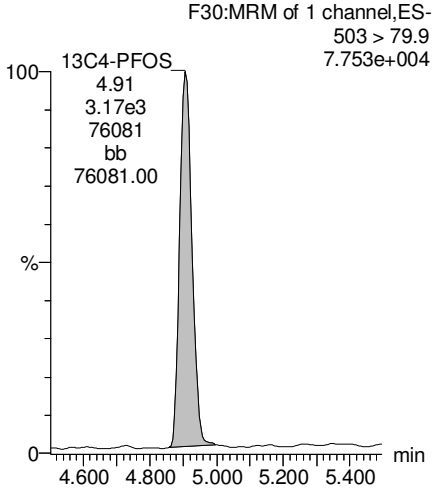

13C6-PFDA

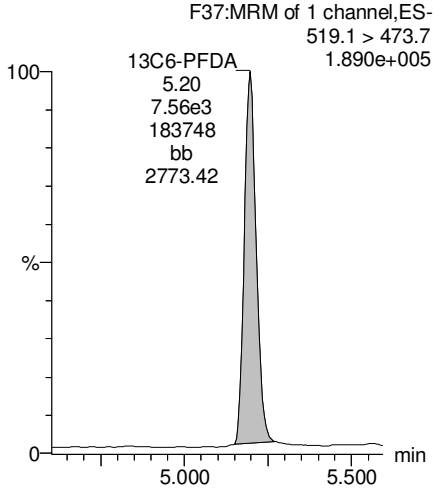

13C7-PFUdA

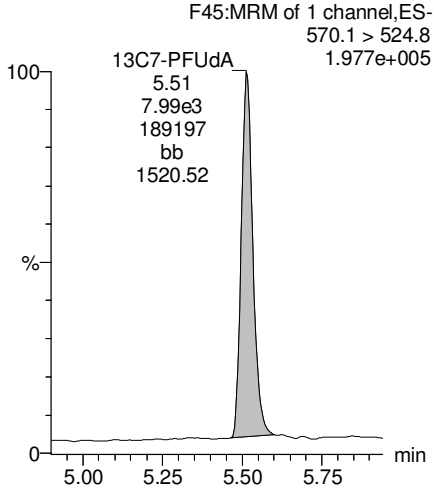

AC 1/4/2018

Vista Analytical Laboratory

Rev'd: MM 1/4/18

Dataset: U:\Q4.PRO\results\171222M2\171222M2-25.qld

Last Altered: Thursday, January 04, 2018 11:42:08 Pacific Standard Time
Printed: Thursday, January 04, 2018 11:42:37 Pacific Standard Time

Method: U:\Q4.PRO\MethDB\PFAS_FULL_80C_122017.mdb 23 Dec 2017 14:44:32
Calibration: U:\Q4.PRO\CurveDB\C18_VAL-PFAS_Q4_12-22-17_OLDISRS.cdb 23 Dec 2017 13:25:20

Name: 171222M2_25, Date: 22-Dec-2017, Time: 21:12:27, ID: 1701715-07 SB01-171114 0.11788, Description: SB01-171114

	#	Name	Trace	Area	IS Area	Wt./Vol.	RRF	Pred.RT	RT	y Axis Resp.	Conc.	%Rec
1	3	PFBS	299.0 > 79.7		1.11e3	0.118		3.05				
2	4	PFHxA	313.2 > 268.9		2.39e3	0.118		3.55				
3	5	PFHpA	363.0 > 318.9		5.49e3	0.118		4.18				
4	6	L-PFHxS	398.9 > 79.6		9.61e2	0.118		4.10				
5	9	L-PFOA	413 > 368.7		7.23e3	0.118		4.52				
6	12	PFNA	463.0 > 418.8		6.48e3	0.118		5.10				
7	14	L-PFOS	499 > 79.9		2.37e3	0.118		4.96				
8	16	PFDA	513 > 468.8		7.76e3	0.118		5.47				
9	18	N-MeFOSAA	570.1 > 419		2.44e3	0.118		5.60				
10	19	N-EtFOSAA	584.2 > 419		2.68e3	0.118		5.76				
11	20	PFUdA	563.0 > 518.9		7.11e3	0.118		5.78				
12	22	PFDoA	612.9 > 569.0		5.26e3	0.118		6.06				

AC 1/4/2018

Vista Analytical Laboratory

Rev'd: MM 1/4/18

Dataset: U:\Q4.PRO\results\171222M2\171222M2-25.qld

Last Altered: Thursday, January 04, 2018 11:42:08 Pacific Standard Time
Printed: Thursday, January 04, 2018 11:42:56 Pacific Standard Time

Method: U:\Q4.PRO\MethDB\PFAS_FULL_80C_122017.mdb 23 Dec 2017 14:44:32
Calibration: U:\Q4.PRO\CurveDB\C18_VAL-PFAS_Q4_12-22-17_OLDISRS.cdb 23 Dec 2017 13:25:20

Name: 171222M2_25, Date: 22-Dec-2017, Time: 21:12:27, ID: 1701715-07 SB01-171114 0.11788, Description: SB01-171114

	#	Name	Trace	Area	IS Area	Wt./Vol.	RRF	Pred.RT	RT	y Axis Resp.	Conc.	%Rec
1	24	PFTrDA	662.9 > 618.9		5.26e3	0.118		6.25				
2	25	PFTeDA	712.9 > 668.8		5.71e3	0.118		6.46				
3	33	13C3-PFBS	302. > 98.8	1.11e3	9.14e3	0.118	0.104	3.05	2.77	1.51	123.7860	116.7
4	34	13C2-PFHxA	315 > 269.8	2.39e3	9.14e3	0.118	0.728	3.55	3.26	3.27	38.1477	89.9
5	35	13C4-PFHpA	367.2 > 321.8	5.49e3	9.14e3	0.118	0.576	4.18	3.89	7.50	110.5423	104.2
6	36	18O2-PFHxS	403.0 > 102.6	9.61e2	2.04e3	0.118	0.422	4.10	4.03	5.89	118.3650	111.6
7	37	13C2-6:2 FTS	429.1 > 408.9	2.31e3	6.57e3	0.118	0.308	4.63	4.35	4.39	120.9415	114.1
8	38	13C2-PFOA	414.9 > 369.7	7.23e3	6.57e3	0.118	1.220	4.52	4.40	13.8	95.6407	90.2
9	39	13C5-PFNA	468.2 > 422.9	6.48e3	7.17e3	0.118	0.914	5.10	4.83	11.3	104.8908	98.9
10	40	13C8-PFOSA	506.1 > 77.7	1.47e3	8.53e3	0.118	0.301	4.81	4.88	2.16	60.7628	57.3
11	41	13C8-PFOS	507.0 > 79.9	2.37e3	2.36e3	0.118	0.989	5.20	4.91	12.5	107.4992	101.4
12	42	13C2-PFDA	515.1 > 469.9	7.76e3	8.12e3	0.118	1.249	5.47	5.20	12.0	81.1910	76.6
13	43	13C2-8:2 FTS	529.1 > 508.7	1.32e3	9.14e3	0.118	0.147	5.44	5.17	1.81	104.0458	98.1
14	44	d3-N-MeFOSAA	573.3 > 419	2.44e3	8.53e3	0.118	0.336	5.60	5.34	3.58	90.3263	85.2
15	45	d5-N-EtFOSAA	589.3 > 419	2.68e3	8.53e3	0.118	0.417	5.60	5.50	3.92	79.8244	75.3
16	46	13C2-PFUdA	565 > 519.8	7.11e3	8.53e3	0.118	1.034	5.78	5.51	10.4	85.5023	80.6
17	47	13C2-PFDoA	615.0 > 569.7	5.26e3	8.53e3	0.118	0.722	6.05	5.79	7.70	90.4988	85.3
18	49	13C2-PFTeDA	714.8 > 669.6	5.71e3	8.53e3	0.118	0.627	6.46	6.24	8.36	113.0866	106.6
19	55	13C5-PFHxA	318 > 272.9	9.14e3	9.14e3	0.118	1.000	3.55	3.26	12.5	106.0400	100.0
20	56	13C3-PFHxS	401.9 > 79.9	2.04e3	2.04e3	0.118	1.000	4.30	4.03	12.5	106.0400	100.0
21	57	13C8-PFOA	421.3 > 376	6.57e3	6.57e3	0.118	1.000	4.68	4.40	12.5	106.0400	100.0
22	58	13C9-PFNA	472.2 > 426.9	7.17e3	7.17e3	0.118	1.000	5.10	4.83	12.5	106.0400	100.0
23	59	13C4-PFOS	503 > 79.9	2.36e3	2.36e3	0.118	1.000	5.20	4.91	12.5	106.0400	100.0
24	60	13C6-PFDA	519.1 > 473.7	8.12e3	8.12e3	0.118	1.000	5.47	5.20	12.5	106.0400	100.0
25	61	13C7-PFUdA	570.1 > 524.8	8.53e3	8.53e3	0.118	1.000	5.44	5.51	12.5	106.0400	100.0
26	62	Total PFHxS	398.9 > 79.6	0.00e0	9.61e2	0.118		4.20		0.000		
27	63	Total PFOA	413 > 368.7	0.00e0	7.23e3	0.118		4.60		0.000		
28	64	Total PFOS	499 > 79.9	0.00e0	2.37e3	0.118		5.10		0.000		
29	65	Total N-MeFOSAA	570.1 > 419	0.00e0	2.44e3	0.118		5.50		0.000		
30	66	Total N-EtFOSAA	584.2 > 419	0.00e0	2.68e3	0.118		5.50		0.000		

AC 1/4/2018

Vista Analytical Laboratory

Rev'd: MM 1/4/18

Dataset: U:\Q4.PRO\results\171222M2\171222M2-25.qld

Last Altered: Thursday, January 04, 2018 11:42:08 Pacific Standard Time
Printed: Thursday, January 04, 2018 11:42:56 Pacific Standard Time

Method: U:\Q4.PRO\MethDB\PFAS_FULL_80C_122017.mdb 23 Dec 2017 14:44:32
Calibration: U:\Q4.PRO\CurveDB\C18_VAL-PFAS_Q4_12-22-17_OLDISRS.cdb 23 Dec 2017 13:25:20

Name: 171222M2_25, Date: 22-Dec-2017, Time: 21:12:27, ID: 1701715-07 SB01-171114 0.11788, Description: SB01-171114

PFBS

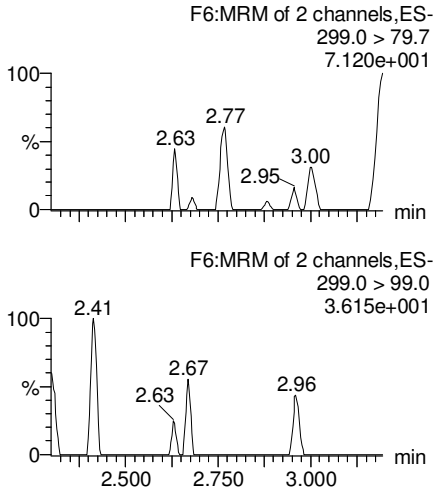

PFHxA

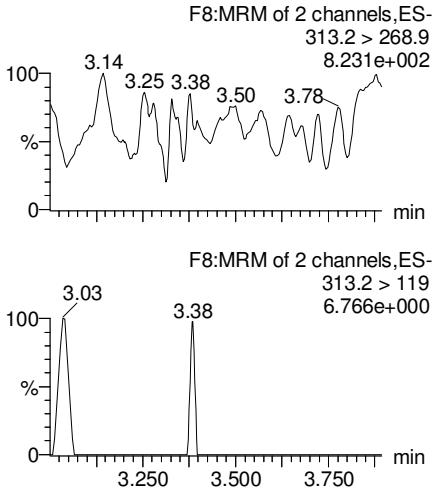

PFHpA

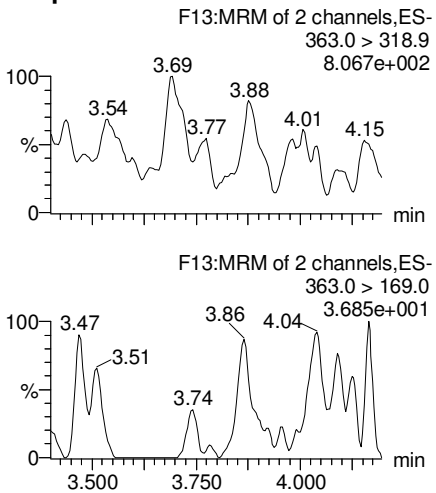

Total PFHxS

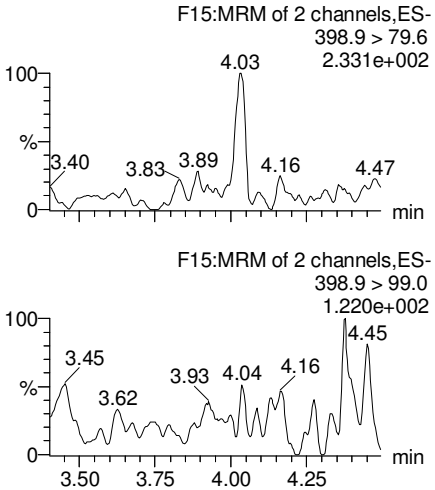

13C3-PFBS

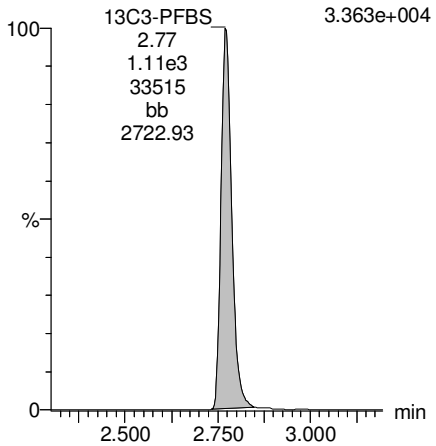

13C2-PFHxA

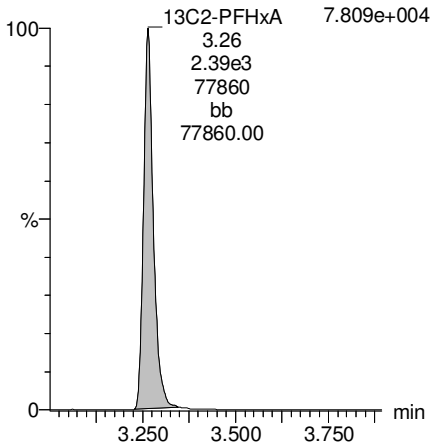

13C4-PFHpA

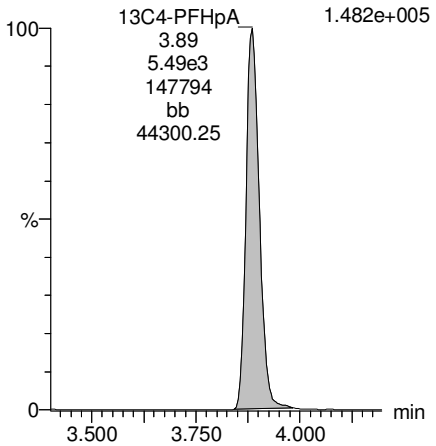

18O2-PFHxS

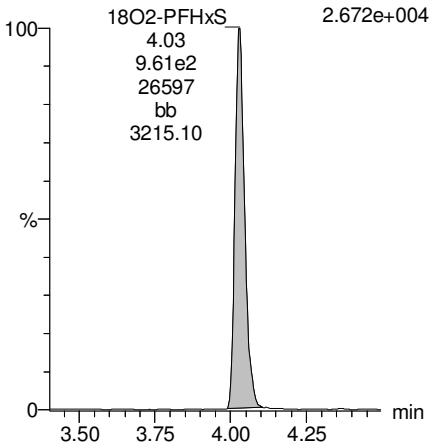

AC 1/4/2018

Dataset: U:\Q4.PRO\results\171222M2\171222M2-25.qld

Last Altered: Thursday, January 04, 2018 11:42:08 Pacific Standard Time
Printed: Thursday, January 04, 2018 11:42:56 Pacific Standard Time

Name: 171222M2_25, Date: 22-Dec-2017, Time: 21:12:27, ID: 1701715-07 SB01-171114 0.11788, Description: SB01-171114

Total PFOA

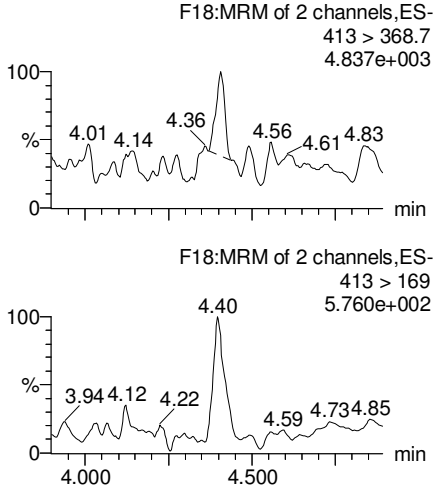

PFNA

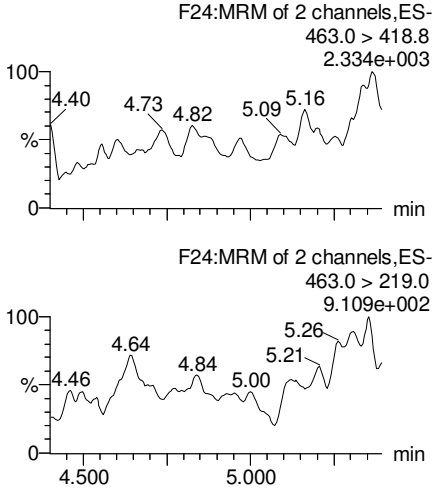

Total PFOS

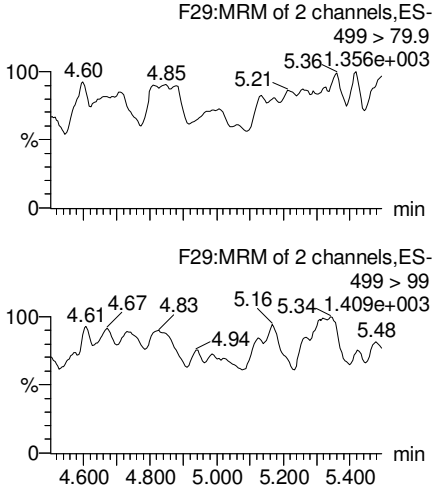

PFDA

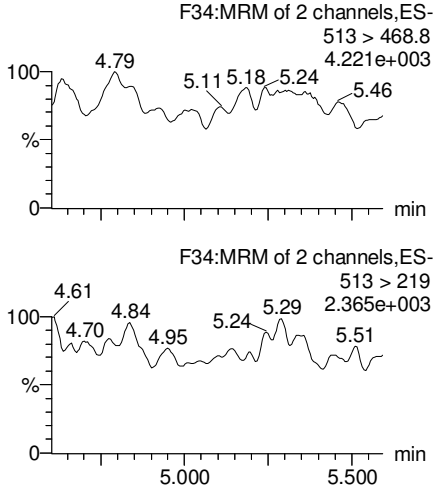

13C2-PFOA

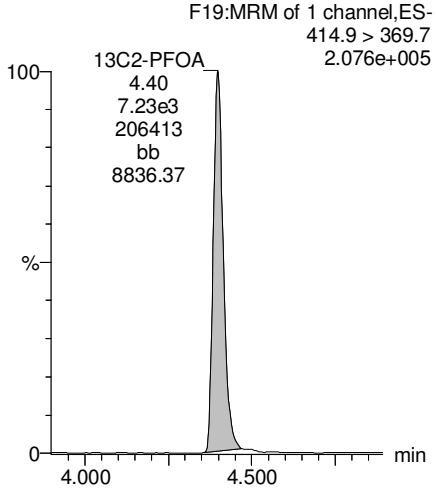

13C5-PFNA

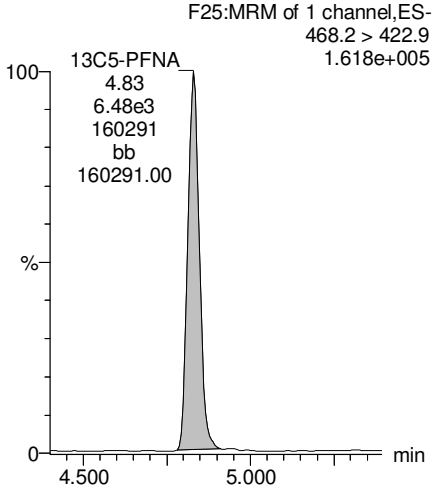

13C8-PFOS

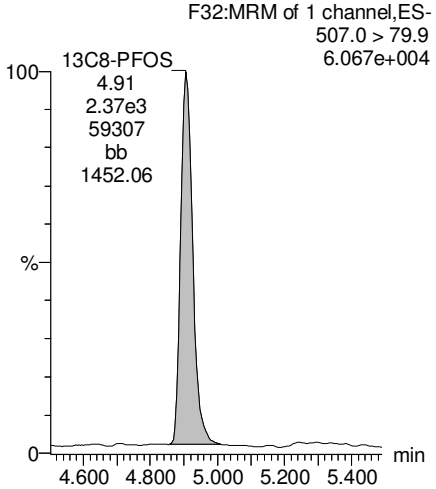

13C2-PFDA

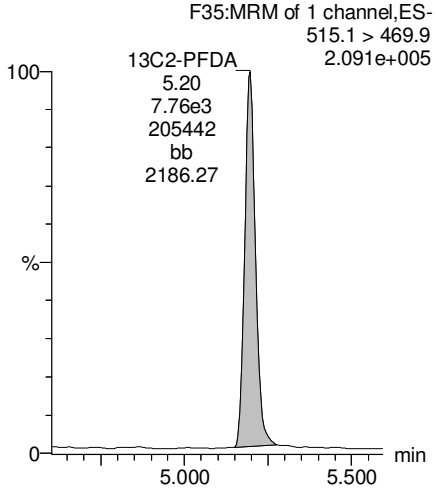

AC 1/4/2018

Vista Analytical Laboratory

Rev'd: MM 1/4/18

Dataset: U:\Q4.PRO\results\171222M2\171222M2-25.qld

Last Altered: Thursday, January 04, 2018 11:42:08 Pacific Standard Time
Printed: Thursday, January 04, 2018 11:42:56 Pacific Standard Time

Name: 171222M2_25, Date: 22-Dec-2017, Time: 21:12:27, ID: 1701715-07 SB01-171114 0.11788, Description: SB01-171114

PFUdA

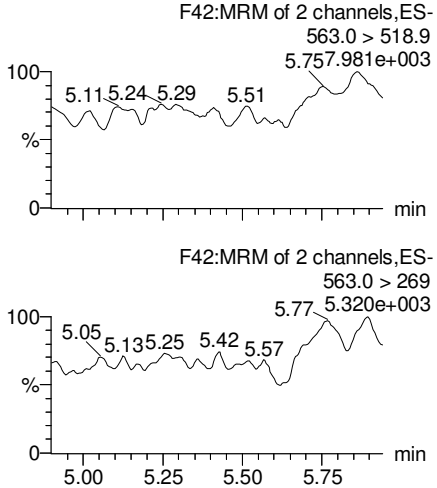

N-MeFOSAA

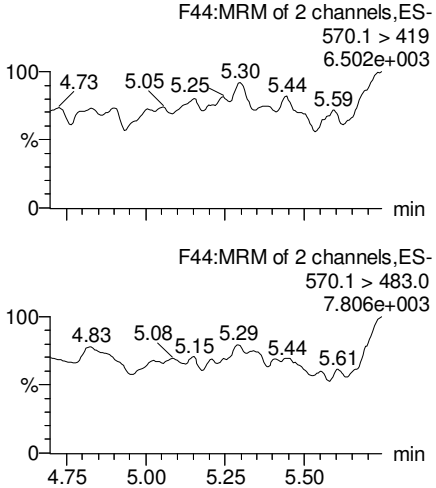

N-EtFOSAA

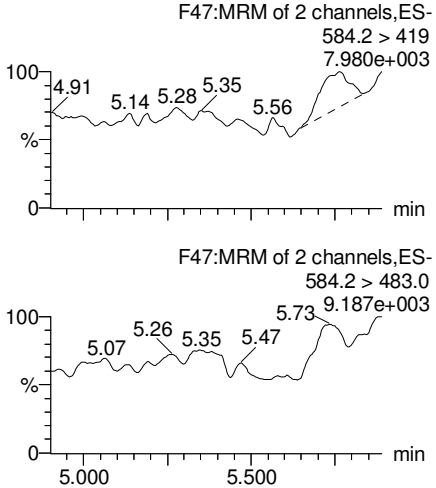

PFDoA

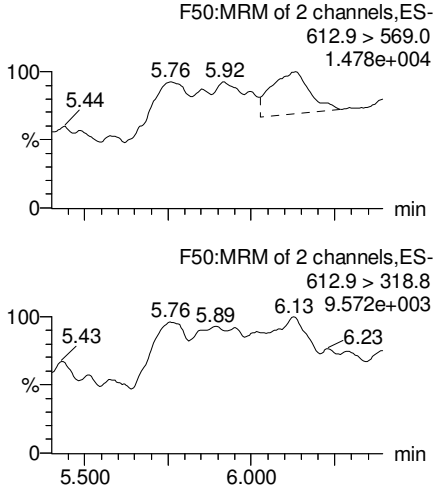

13C2-PFUdA

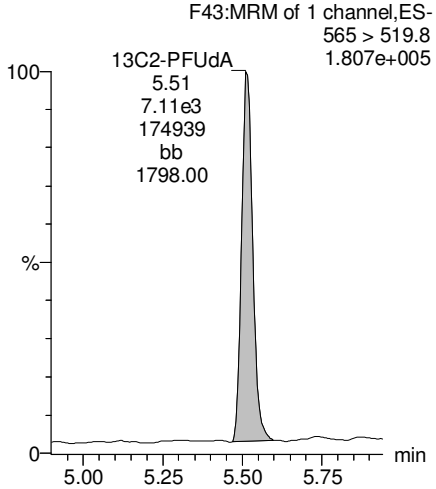

d3-N-MeFOSAA

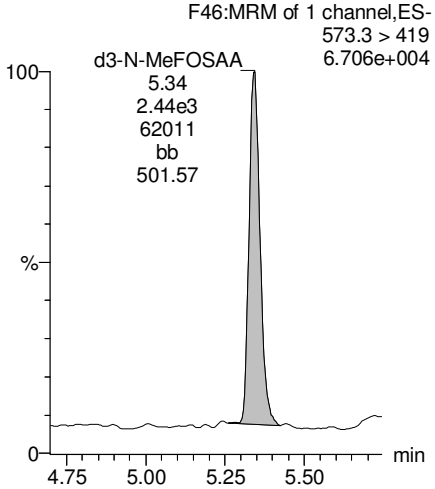

d5-N-EtFOSAA

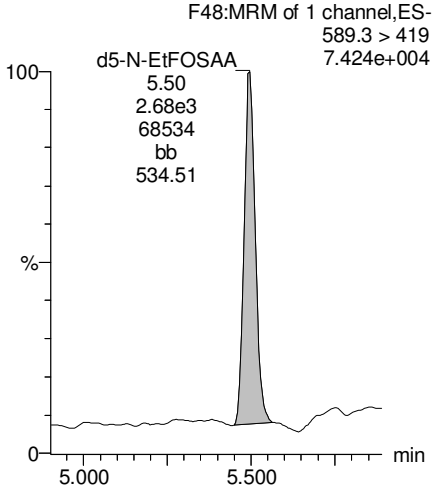

13C2-PFDoA

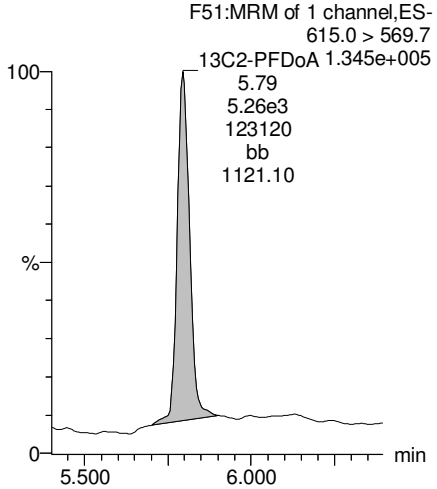

AC 1/4/2018

Dataset: U:\Q4.PRO\results\171222M2\171222M2-25.qld

Last Altered: Thursday, January 04, 2018 11:42:08 Pacific Standard Time
Printed: Thursday, January 04, 2018 11:42:56 Pacific Standard Time

Name: 171222M2_25, Date: 22-Dec-2017, Time: 21:12:27, ID: 1701715-07 SB01-171114 0.11788, Description: SB01-171114

PFTrDA

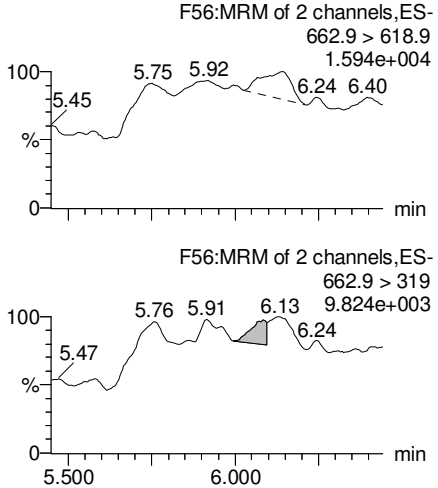

PFTeDA

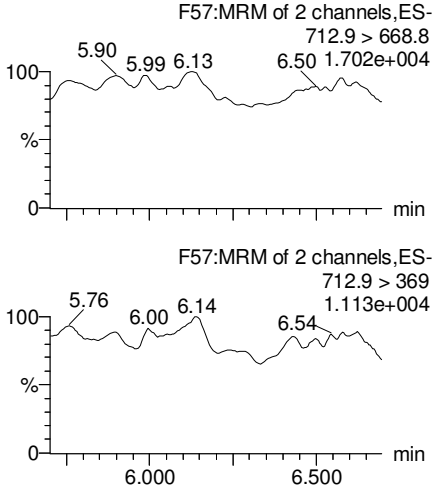

TCDA

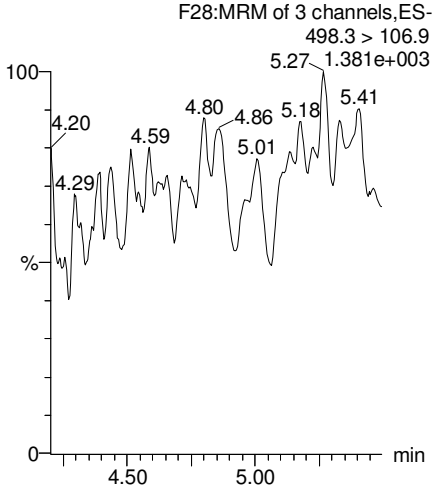

13C5-PFHxA

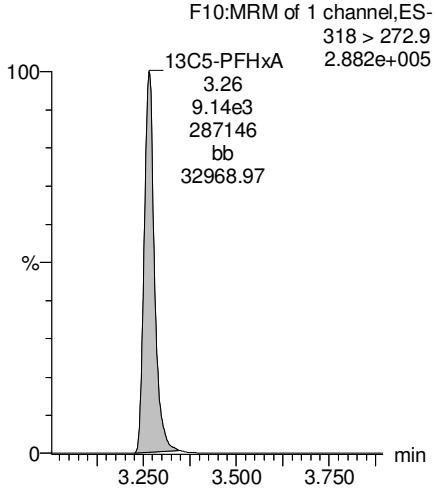

13C2-PFDoA

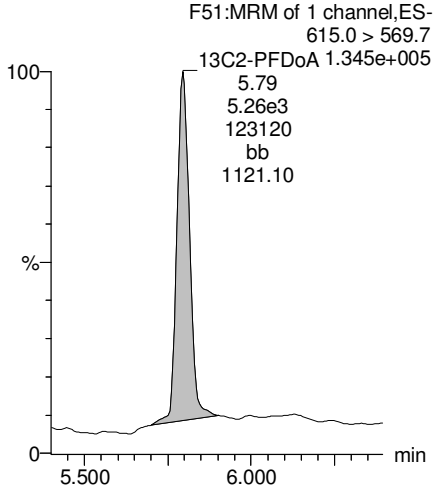

13C2-PFTeDA

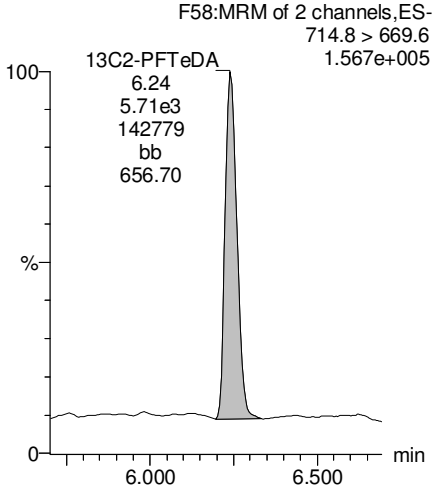

13C8-PFOS

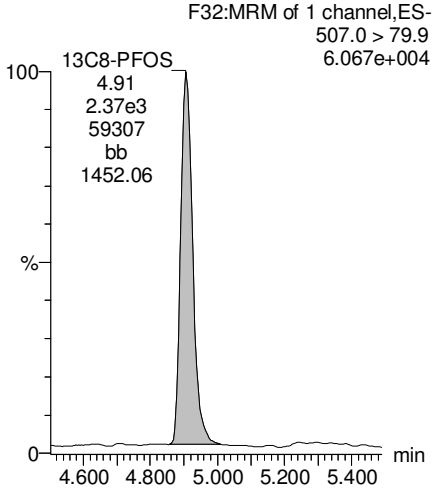

13C8-PFOA

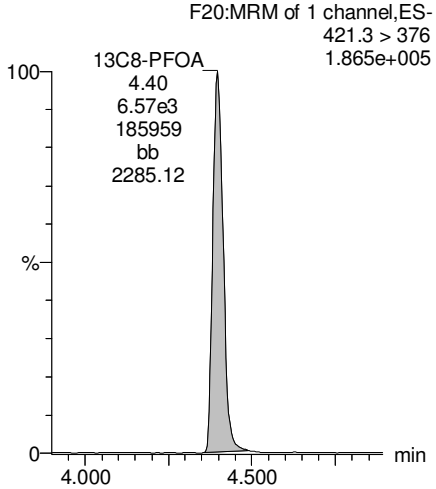

AC 1/4/2018

Dataset: U:\Q4.PRO\results\171222M2\171222M2-25.qld

Last Altered: Thursday, January 04, 2018 11:42:08 Pacific Standard Time
Printed: Thursday, January 04, 2018 11:42:56 Pacific Standard Time

Name: 171222M2_25, Date: 22-Dec-2017, Time: 21:12:27, ID: 1701715-07 SB01-171114 0.11788, Description: SB01-171114

13C3-PFHxS

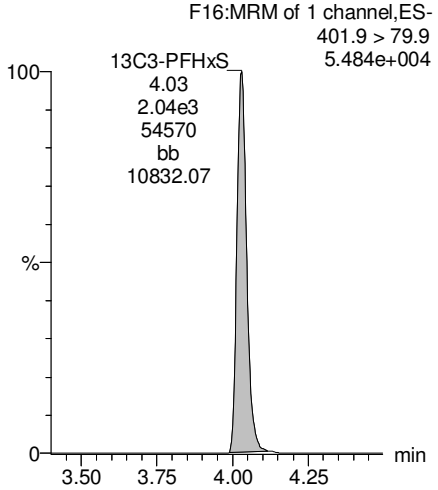

13C9-PFNA

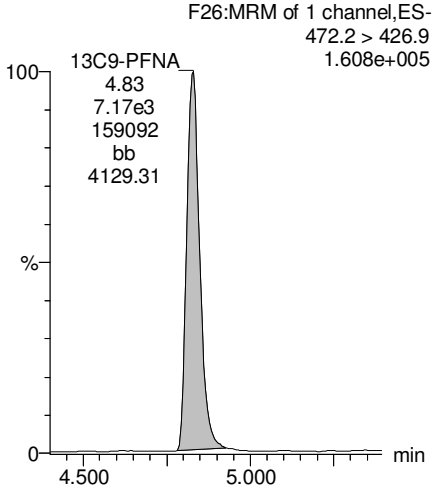

13C4-PFOS

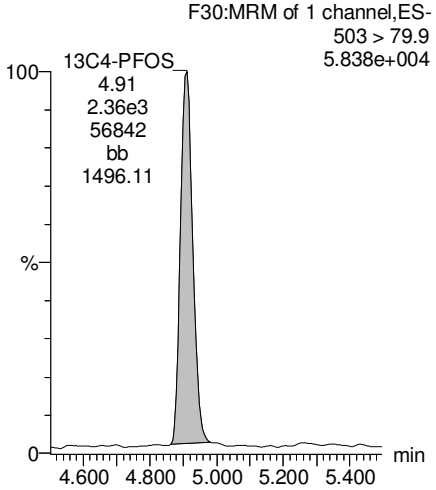

13C6-PFDA

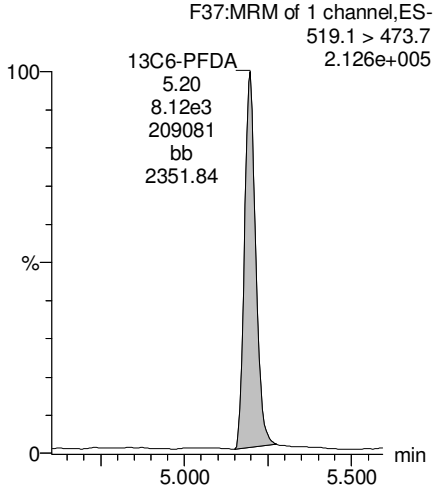

13C7-PFUdA

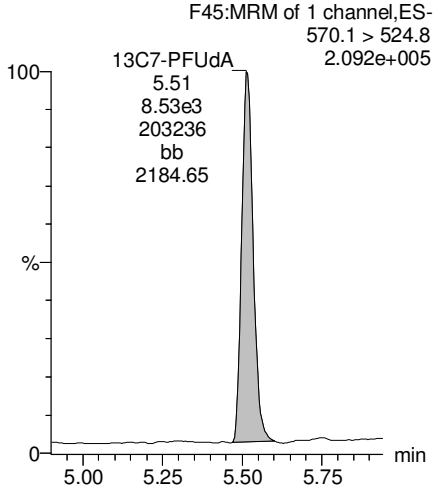

AC 1/4/2018

Vista Analytical Laboratory

Rev'd: MM 1/4/18

Dataset: U:\Q4.PRO\results\171222M2\171222M2-26.qld

Last Altered: Thursday, January 04, 2018 11:44:23 Pacific Standard Time
Printed: Thursday, January 04, 2018 11:44:56 Pacific Standard Time

Method: U:\Q4.PRO\MethDB\PFAS_FULL_80C_122017.mdb 23 Dec 2017 14:44:32
Calibration: U:\Q4.PRO\CurveDB\C18_VAL-PFAS_Q4_12-22-17_OLDISRS.cdb 23 Dec 2017 13:25:20

Name: 171222M2_26, Date: 22-Dec-2017, Time: 21:23:38, ID: 1701715-08 I001MW53D-171114 0.12147, Description: I001MW53D-171114

	#	Name	Trace	Area	IS Area	Wt./Vol.	RRF	Pred.RT	RT	y Axis Resp.	Conc.	%Rec
1	3	PFBS	299.0 > 79.7	2.96e2	1.29e3	0.121		3.05	2.77	2.88	11.4966	
2	4	PFHxA	313.2 > 268.9	4.00e3	2.53e3	0.121		3.55	3.27	7.90	47.3097	
3	5	PFHpA	363.0 > 318.9	4.69e2	4.81e3	0.121		4.18	3.89	1.22	6.5856	
4	6	L-PFHxS	398.9 > 79.6	5.61e2	8.17e2	0.121		4.10	4.03	8.58	37.4108	
5	9	L-PFOA	413 > 368.7	2.93e3	6.94e3	0.121		4.52	4.40	5.27	46.2443	
6	12	PFNA	463.0 > 418.8		6.97e3	0.121		5.10				
7	14	L-PFOS	499 > 79.9		2.31e3	0.121		4.96				
8	16	PFDA	513 > 468.8		5.42e3	0.121		5.47				
9	18	N-MeFOSAA	570.1 > 419		2.37e3	0.121		5.60				
10	19	N-EtFOSAA	584.2 > 419		3.13e3	0.121		5.76				
11	20	PFUdA	563.0 > 518.9		7.09e3	0.121		5.78				
12	22	PFDoA	612.9 > 569.0		3.84e3	0.121		6.06				

AC 1/4/2018

Vista Analytical Laboratory

Rev'd: MM 1/4/18

Dataset: U:\Q4.PRO\results\171222M2\171222M2-26.qld

Last Altered: Thursday, January 04, 2018 11:44:23 Pacific Standard Time
Printed: Thursday, January 04, 2018 11:45:13 Pacific Standard Time

Method: U:\Q4.PRO\MethDB\PFAS_FULL_80C_122017.mdb 23 Dec 2017 14:44:32
Calibration: U:\Q4.PRO\CurveDB\C18_VAL-PFAS_Q4_12-22-17_OLDISRS.cdb 23 Dec 2017 13:25:20

Name: 171222M2_26, Date: 22-Dec-2017, Time: 21:23:38, ID: 1701715-08 I001MW53D-171114 0.12147, Description: I001MW53D-171114

	#	Name	Trace	Area	IS Area	Wt./Vol.	RRF	Pred.RT	RT	y Axis Resp.	Conc.	%Rec
1	24	PFTrDA	662.9 > 618.9		3.84e3	0.121		6.25				
2	25	PFTeDA	712.9 > 668.8		4.76e3	0.121		6.46				
3	33	13C3-PFBS	302. > 98.8	1.29e3	9.11e3	0.121	0.104	3.05	2.77	1.76	139.9754	136.0
4	34	13C2-PFHxA	315 > 269.8	2.53e3	9.11e3	0.121	0.728	3.55	3.26	3.47	39.2825	95.4
5	35	13C4-PFHpA	367.2 > 321.8	4.81e3	9.11e3	0.121	0.576	4.18	3.89	6.60	94.4047	91.7
6	36	18O2-PFHxS	403.0 > 102.6	8.17e2	2.71e3	0.121	0.422	4.10	4.03	3.76	73.3575	71.3
7	37	13C2-6:2 FTS	429.1 > 408.9	2.49e3	5.91e3	0.121	0.308	4.63	4.35	5.27	140.7821	136.8
8	38	13C2-PFOA	414.9 > 369.7	6.94e3	5.91e3	0.121	1.220	4.52	4.40	14.7	99.0286	96.2
9	39	13C5-PFNA	468.2 > 422.9	6.97e3	7.82e3	0.121	0.914	5.10	4.83	11.1	100.2512	97.4
10	40	13C8-PFOSA	506.1 > 77.7	1.94e3	7.21e3	0.121	0.301	4.81	4.88	3.37	92.1052	89.5
11	41	13C8-PFOS	507.0 > 79.9	2.31e3	2.72e3	0.121	0.989	5.20	4.91	10.6	88.6320	86.1
12	42	13C2-PFDA	515.1 > 469.9	5.42e3	7.05e3	0.121	1.249	5.47	5.20	9.61	63.3533	61.6
13	43	13C2-8:2 FTS	529.1 > 508.7	1.48e3	9.11e3	0.121	0.147	5.44	5.17	2.03	113.5178	110.3
14	44	d3-N-MeFOSAA	573.3 > 419	2.37e3	7.21e3	0.121	0.336	5.60	5.34	4.11	100.6436	97.8
15	45	d5-N-EtFOSAA	589.3 > 419	3.13e3	7.21e3	0.121	0.417	5.60	5.50	5.43	107.2831	104.3
16	46	13C2-PFUdA	565 > 519.8	7.09e3	7.21e3	0.121	1.034	5.78	5.51	12.3	97.9161	95.2
17	47	13C2-PFDoA	615.0 > 569.7	3.84e3	7.21e3	0.121	0.722	6.05	5.79	6.67	76.0506	73.9
18	49	13C2-PFTeDA	714.8 > 669.6	4.76e3	7.21e3	0.121	0.627	6.46	6.24	8.26	108.4213	105.4
19	55	13C5-PFHxA	318 > 272.9	9.11e3	9.11e3	0.121	1.000	3.55	3.26	12.5	102.9061	100.0
20	56	13C3-PFHxS	401.9 > 79.9	2.71e3	2.71e3	0.121	1.000	4.30	4.03	12.5	102.9061	100.0
21	57	13C8-PFOA	421.3 > 376	5.91e3	5.91e3	0.121	1.000	4.68	4.40	12.5	102.9061	100.0
22	58	13C9-PFNA	472.2 > 426.9	7.82e3	7.82e3	0.121	1.000	5.10	4.83	12.5	102.9061	100.0
23	59	13C4-PFOS	503 > 79.9	2.72e3	2.72e3	0.121	1.000	5.20	4.91	12.5	102.9061	100.0
24	60	13C6-PFDA	519.1 > 473.7	7.05e3	7.05e3	0.121	1.000	5.47	5.19	12.5	102.9061	100.0
25	61	13C7-PFUdA	570.1 > 524.8	7.21e3	7.21e3	0.121	1.000	5.44	5.51	12.5	102.9061	100.0
26	62	Total PFHxS	398.9 > 79.6	5.61e2	8.17e2	0.121		4.20		8.58	37.4108	
27	63	Total PFOA	413 > 368.7	3.85e3	6.94e3	0.121		4.60		6.94	57.5251	
28	64	Total PFOS	499 > 79.9	0.00e0	2.31e3	0.121		5.10		0.000		
29	65	Total N-MeFOSAA	570.1 > 419	0.00e0	2.37e3	0.121		5.50		0.000		
30	66	Total N-EtFOSAA	584.2 > 419	0.00e0	3.13e3	0.121		5.50		0.000		

AC 1/4/2018

Vista Analytical Laboratory

Rev'd: MM 1/4/18

Dataset: U:\Q4.PRO\results\171222M2\171222M2-26.qld

Last Altered: Thursday, January 04, 2018 11:44:23 Pacific Standard Time
Printed: Thursday, January 04, 2018 11:45:13 Pacific Standard Time

Method: U:\Q4.PRO\MethDB\PFAS_FULL_80C_122017.mdb 23 Dec 2017 14:44:32
Calibration: U:\Q4.PRO\CurveDB\C18_VAL-PFAS_Q4_12-22-17_OLDISRS.cdb 23 Dec 2017 13:25:20

Name: 171222M2_26, Date: 22-Dec-2017, Time: 21:23:38, ID: 1701715-08 I001MW53D-171114 0.12147, Description: I001MW53D-171114

PFBS

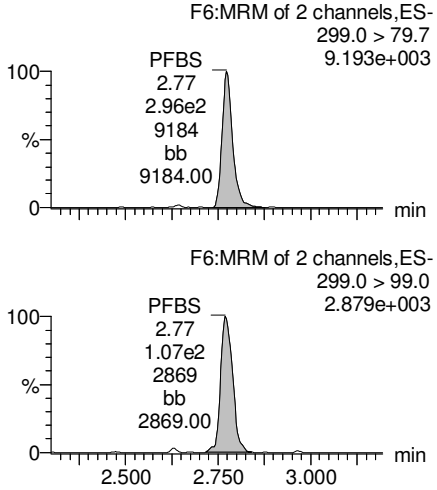

PFHxA

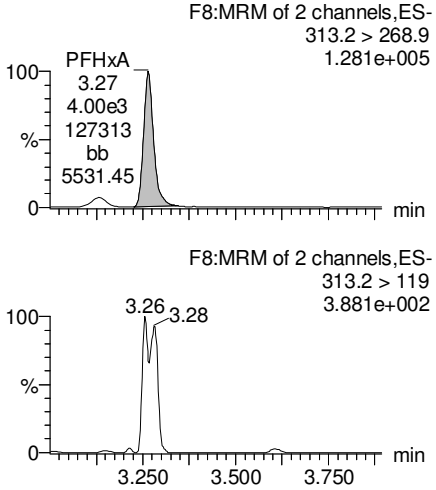

PFHpA

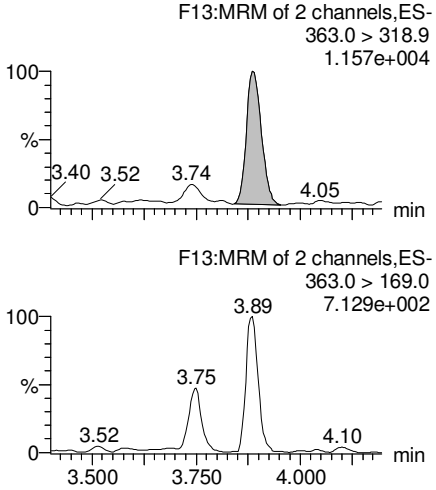

Total PFHxS

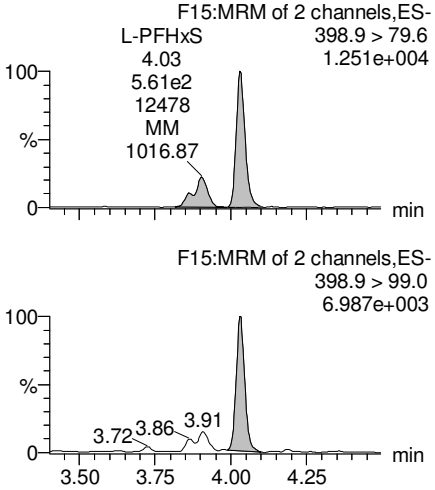

13C3-PFBS

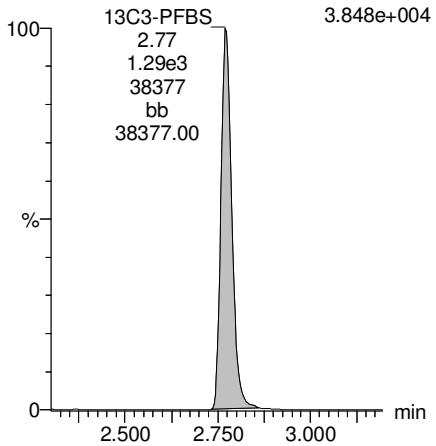

13C2-PFHxA

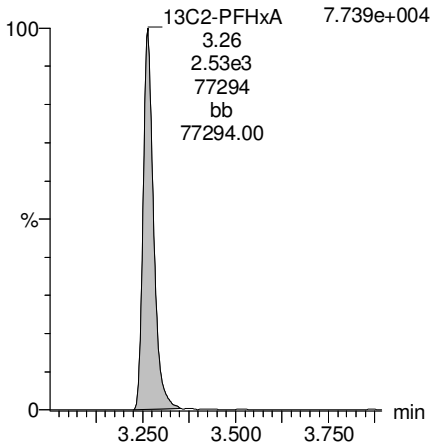

13C4-PFHpA

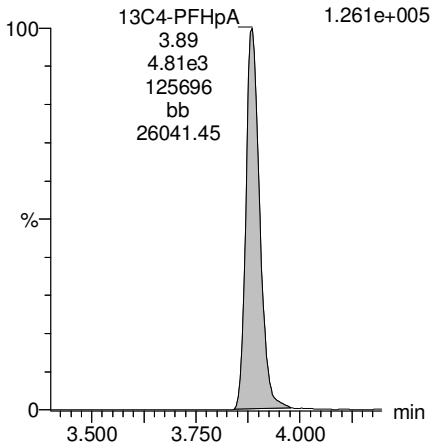

18O2-PFHxS

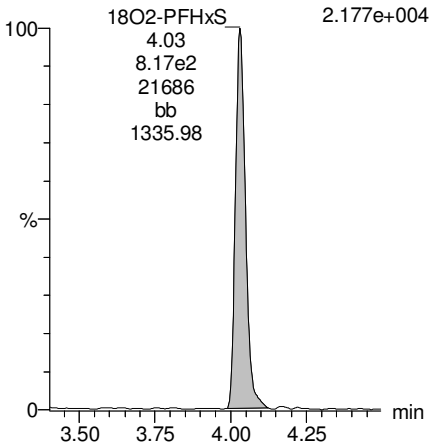

AC 1/4/2018

Dataset: U:\Q4.PRO\results\171222M2\171222M2-26.qld

Last Altered: Thursday, January 04, 2018 11:44:23 Pacific Standard Time
Printed: Thursday, January 04, 2018 11:45:13 Pacific Standard Time

Name: 171222M2_26, Date: 22-Dec-2017, Time: 21:23:38, ID: 1701715-08 I001MW53D-171114 0.12147, Description: I001MW53D-171114

Total PFOA

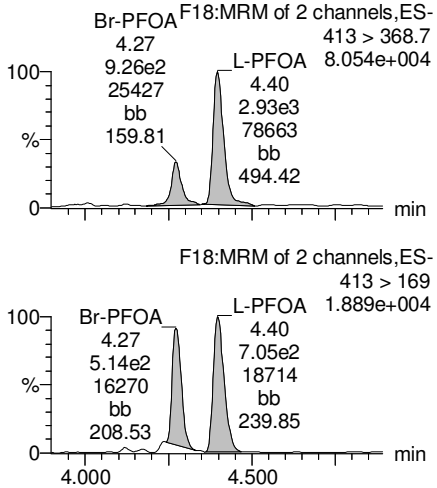

PFNA

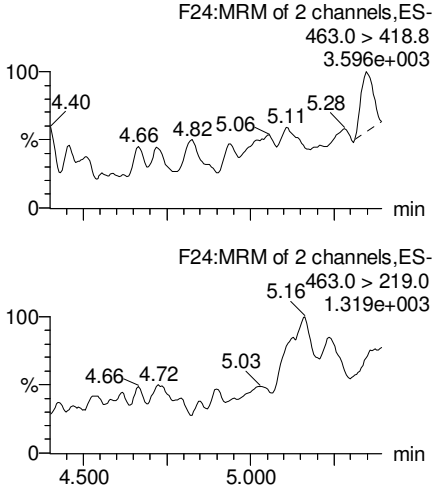

Total PFOS

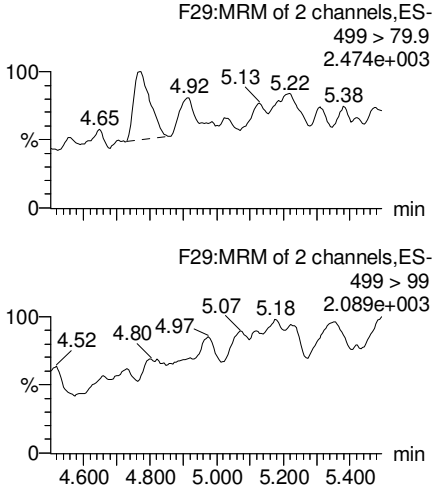

PFDA

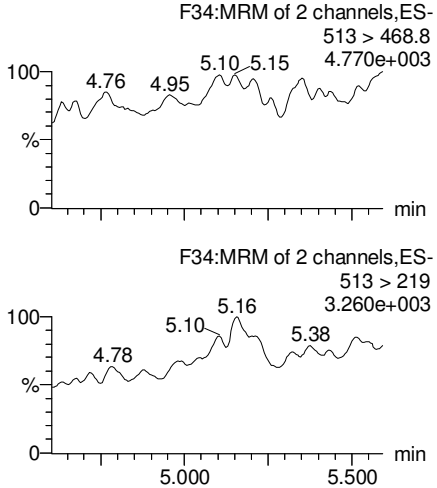

13C2-PFOA

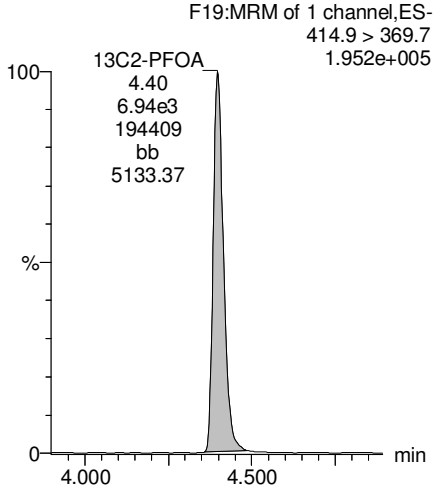

13C5-PFNA

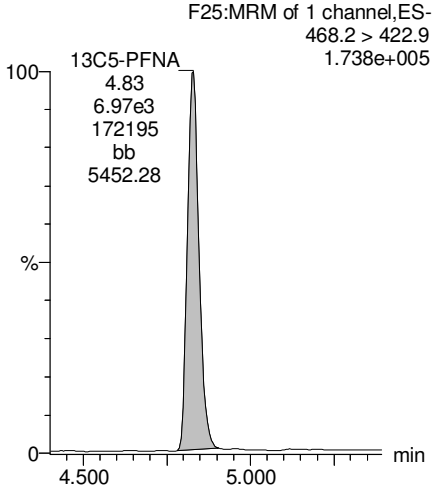

13C8-PFOS

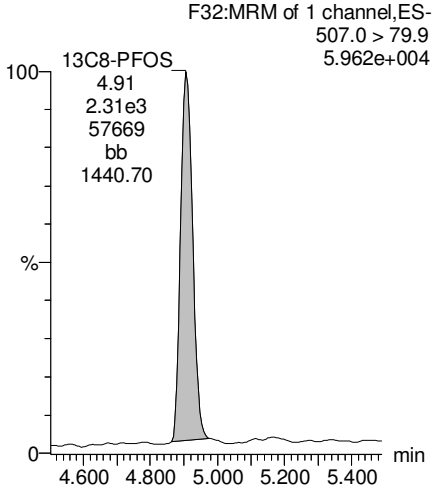

13C2-PFDA

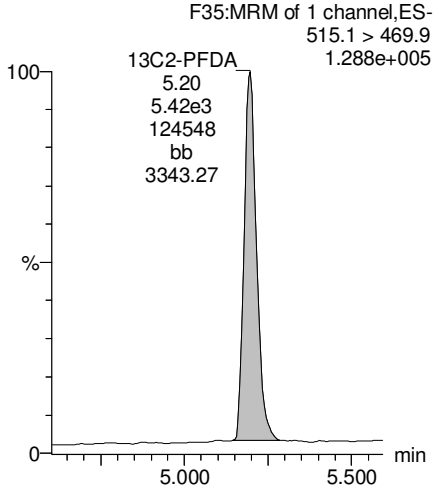

AC 1/4/2018

Dataset: U:\Q4.PRO\results\171222M2\171222M2-26.qld

Last Altered: Thursday, January 04, 2018 11:44:23 Pacific Standard Time
Printed: Thursday, January 04, 2018 11:45:13 Pacific Standard Time

Name: 171222M2_26, Date: 22-Dec-2017, Time: 21:23:38, ID: 1701715-08 I001MW53D-171114 0.12147, Description: I001MW53D-171114

PFUdA

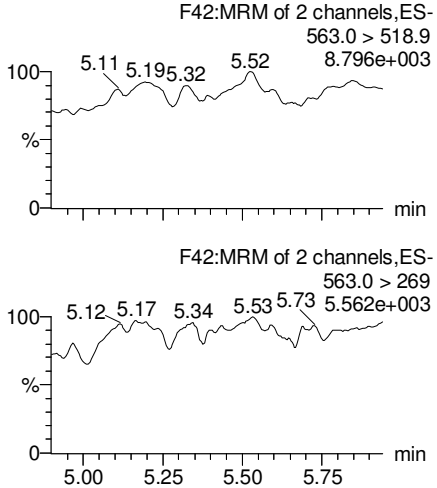

N-MeFOSAA

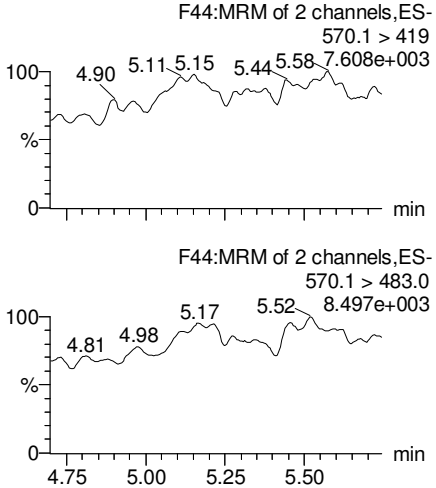

N-EtFOSAA

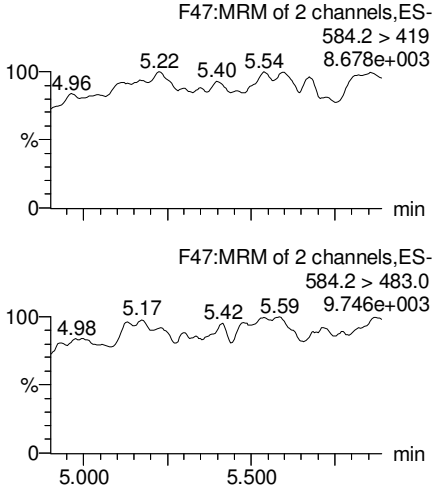

PFDoA

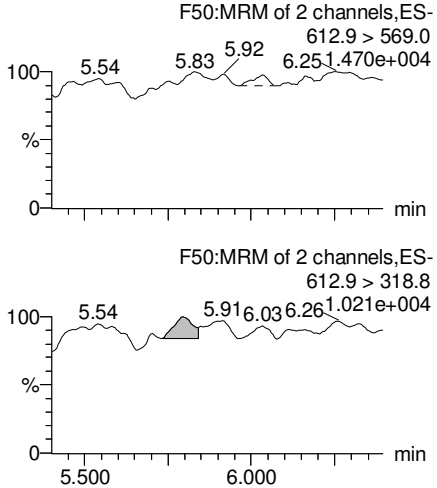

13C2-PFUdA

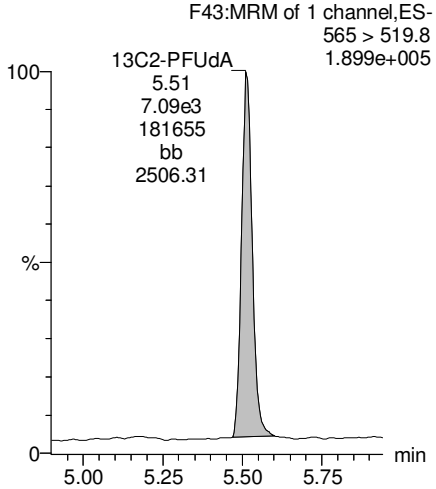

d3-N-MeFOSAA

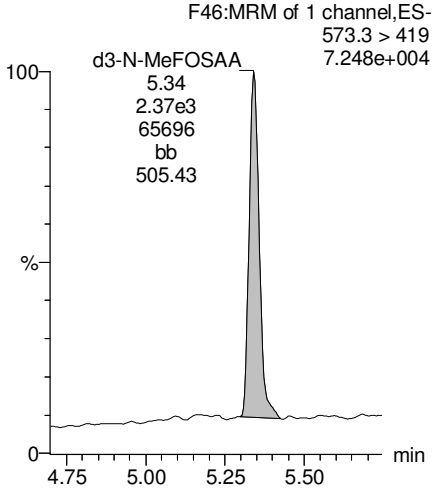

d5-N-EtFOSAA

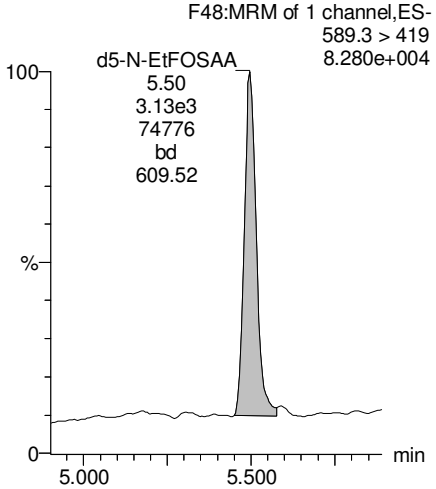

13C2-PFDoA

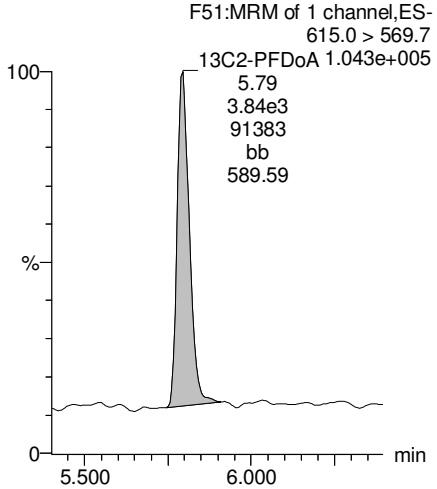

AC 1/4/2018

Vista Analytical Laboratory

Rev'd: MM 1/4/18

Dataset: U:\Q4.PRO\results\171222M2\171222M2-26.qld

Last Altered: Thursday, January 04, 2018 11:44:23 Pacific Standard Time
Printed: Thursday, January 04, 2018 11:45:13 Pacific Standard Time

Name: 171222M2_26, Date: 22-Dec-2017, Time: 21:23:38, ID: 1701715-08 I001MW53D-171114 0.12147, Description: I001MW53D-171114

PFTrDA

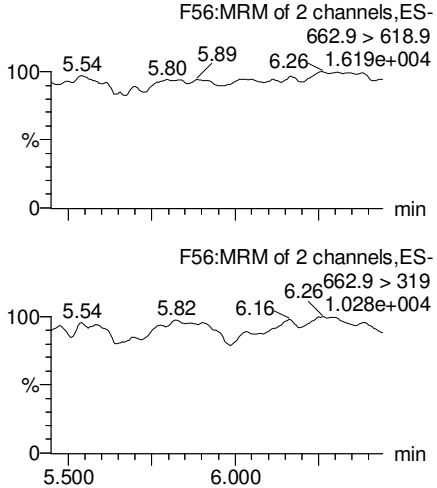

PFTeDA

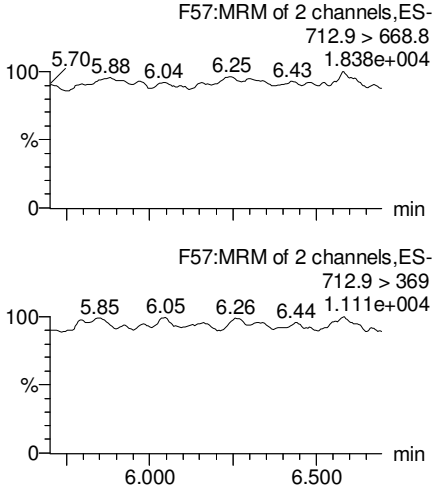

TCDA

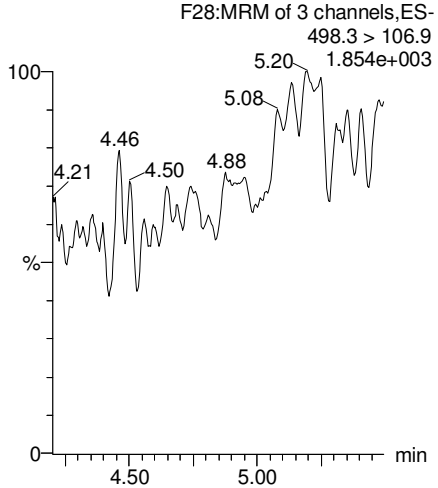

13C5-PFHxA

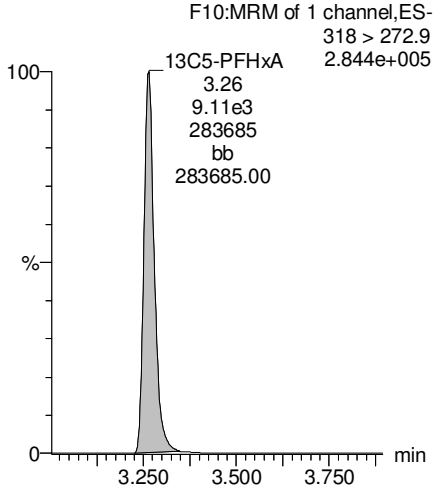

13C2-PFDoA

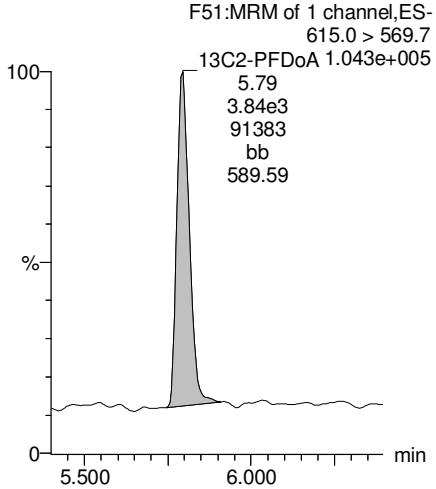

13C2-PFTeDA

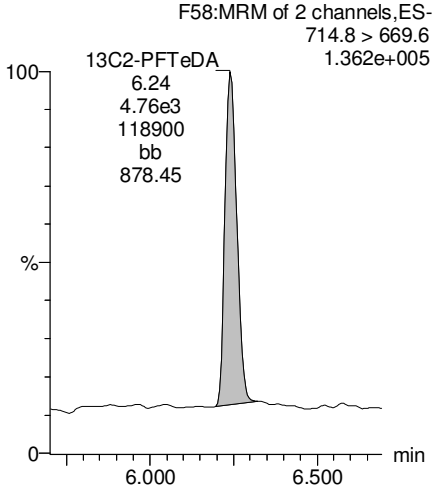

13C8-PFOS

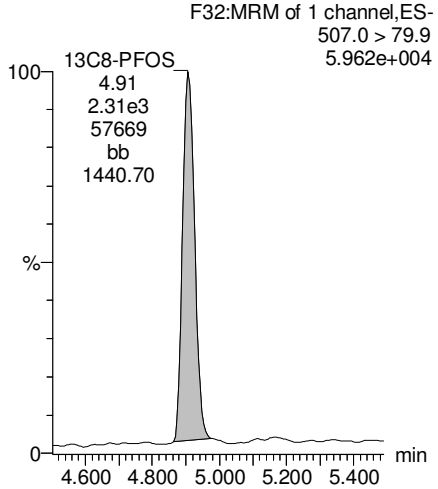

13C8-PFOA

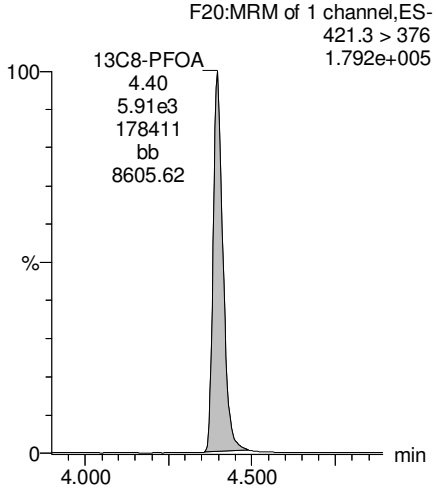

AC 1/4/2018

Dataset: U:\Q4.PRO\results\171222M2\171222M2-26.qld

Last Altered: Thursday, January 04, 2018 11:44:23 Pacific Standard Time
Printed: Thursday, January 04, 2018 11:45:13 Pacific Standard Time

Name: 171222M2_26, Date: 22-Dec-2017, Time: 21:23:38, ID: 1701715-08 I001MW53D-171114 0.12147, Description: I001MW53D-171114

13C3-PFHxS

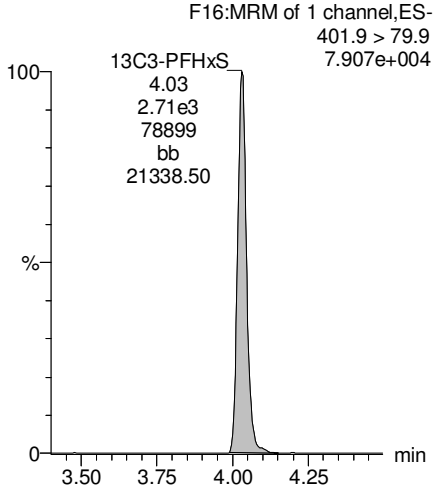

13C9-PFNA

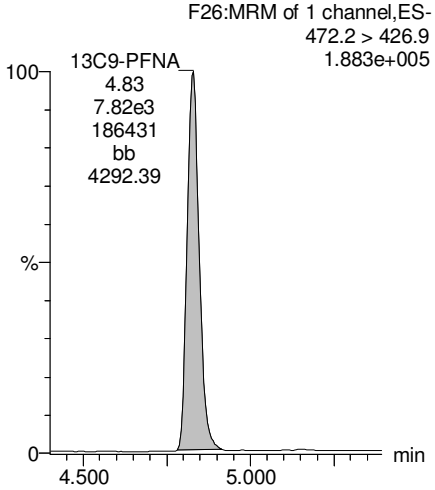

13C4-PFOS

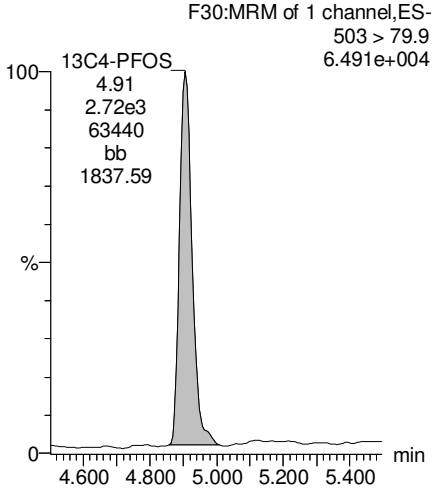

13C6-PFDA

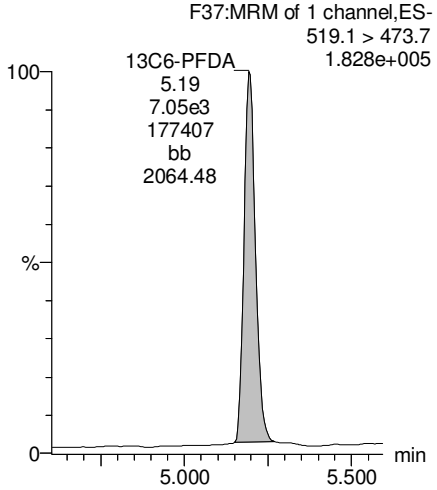

13C7-PFUdA

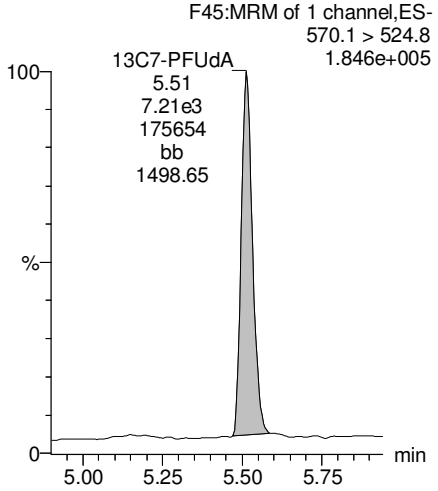

AC 1/4/2018

Vista Analytical Laboratory

Rev'd: MM 1/4/18

Dataset: U:\Q4.PRO\results\171222M2\171222M2-27.qld

Last Altered: Thursday, January 04, 2018 11:49:30 Pacific Standard Time
Printed: Thursday, January 04, 2018 11:50:17 Pacific Standard Time

Method: U:\Q4.PRO\MethDB\PFAS_FULL_80C_122017.mdb 23 Dec 2017 14:44:32
Calibration: U:\Q4.PRO\CurveDB\C18_VAL-PFAS_Q4_12-22-17_OLDISRS.cdb 23 Dec 2017 13:25:20

Name: 171222M2_27, Date: 22-Dec-2017, Time: 21:34:49, ID: 1701715-09 EB02-171114 0.0937, Description: EB02-171114

	#	Name	Trace	Area	IS Area	Wt./Vol.	RRF	Pred.RT	RT	y Axis Resp.	Conc.	%Rec
1	3	PFBS	299.0 > 79.7		1.25e3	0.0937		3.05				
2	4	PFHxA	313.2 > 268.9		3.30e3	0.0937		3.55				
3	5	PFHpA	363.0 > 318.9		6.54e3	0.0937		4.18				
4	6	L-PFHxS	398.9 > 79.6	1.10e1	1.05e3	0.0937		4.10	4.03	0.132		
5	9	L-PFOA	413 > 368.7	2.04e2	9.26e3	0.0937		4.52	4.40	0.276		
6	12	PFNA	463.0 > 418.8		6.07e3	0.0937		5.10				
7	14	L-PFOS	499 > 79.9		3.06e3	0.0937		4.96				
8	16	PFDA	513 > 468.8		7.49e3	0.0937		5.47				
9	18	N-MeFOSAA	570.1 > 419		2.42e3	0.0937		5.60				
10	19	N-EtFOSAA	584.2 > 419		2.83e3	0.0937		5.76				
11	20	PFUdA	563.0 > 518.9		9.55e3	0.0937		5.78				
12	22	PFDoA	612.9 > 569.0		5.43e3	0.0937		6.06				

AC 1/4/2018

Vista Analytical Laboratory

Rev'd: MM 1/4/18

Dataset: U:\Q4.PRO\results\171222M2\171222M2-27.qld

Last Altered: Thursday, January 04, 2018 11:49:30 Pacific Standard Time
Printed: Thursday, January 04, 2018 11:51:27 Pacific Standard Time

Method: U:\Q4.PRO\MethDB\PFAS_FULL_80C_122017.mdb 23 Dec 2017 14:44:32
Calibration: U:\Q4.PRO\CurveDB\C18_VAL-PFAS_Q4_12-22-17_OLDISRS.cdb 23 Dec 2017 13:25:20

Name: 171222M2_27, Date: 22-Dec-2017, Time: 21:34:49, ID: 1701715-09 EB02-171114 0.0937, Description: EB02-171114

	#	Name	Trace	Area	IS Area	Wt./Vol.	RRF	Pred.RT	RT	y Axis Resp.	Conc.	%Rec
1	24	PFTrDA	662.9 > 618.9		5.43e3	0.0937		6.25				
2	25	PFTeDA	712.9 > 668.8		6.06e3	0.0937		6.46				
3	33	13C3-PFBS	302. > 98.8	1.25e3	1.19e4	0.0937	0.104	3.05	2.77	1.32	135.7559	101.8
4	34	13C2-PFHxA	315 > 269.8	3.30e3	1.19e4	0.0937	0.728	3.55	3.27	3.48	51.0569	95.7
5	35	13C4-PFHpA	367.2 > 321.8	6.54e3	1.19e4	0.0937	0.576	4.18	3.89	6.88	127.6237	95.7
6	36	18O2-PFHxS	403.0 > 102.6	1.05e3	2.79e3	0.0937	0.422	4.10	4.03	4.69	118.5922	88.9
7	37	13C2-6:2 FTS	429.1 > 408.9	2.67e3	7.94e3	0.0937	0.308	4.63	4.34	4.20	145.5744	109.1
8	38	13C2-PFOA	414.9 > 369.7	9.26e3	7.94e3	0.0937	1.220	4.52	4.40	14.6	127.5656	95.6
9	39	13C5-PFNA	468.2 > 422.9	6.07e3	1.10e4	0.0937	0.914	5.10	4.83	6.90	80.6184	60.4
10	40	13C8-PFOSA	506.1 > 77.7	2.02e3	1.05e4	0.0937	0.301	4.81	4.88	2.42	85.6791	64.2
11	41	13C8-PFOS	507.0 > 79.9	3.06e3	3.47e3	0.0937	0.989	5.20	4.91	11.0	118.8885	89.1
12	42	13C2-PFDA	515.1 > 469.9	7.49e3	9.79e3	0.0937	1.249	5.47	5.20	9.55	81.6693	61.2
13	43	13C2-8:2 FTS	529.1 > 508.7	2.04e3	1.19e4	0.0937	0.147	5.44	5.17	2.15	155.5105	116.6
14	44	d3-N-MeFOSAA	573.3 > 419	2.42e3	1.05e4	0.0937	0.336	5.60	5.34	2.90	92.0166	69.0
15	45	d5-N-EtFOSAA	589.3 > 419	2.83e3	1.05e4	0.0937	0.417	5.60	5.49	3.38	86.6218	64.9
16	46	13C2-PFUdA	565 > 519.8	9.55e3	1.05e4	0.0937	1.034	5.78	5.51	11.4	117.7653	88.3
17	47	13C2-PFDoA	615.0 > 569.7	5.43e3	1.05e4	0.0937	0.722	6.05	5.79	6.49	95.9373	71.9
18	49	13C2-PFTeDA	714.8 > 669.6	6.06e3	1.05e4	0.0937	0.627	6.46	6.24	7.25	123.2829	92.4
19	55	13C5-PFHxA	318 > 272.9	1.19e4	1.19e4	0.0937	1.000	3.55	3.27	12.5	133.4045	100.0
20	56	13C3-PFHxS	401.9 > 79.9	2.79e3	2.79e3	0.0937	1.000	4.30	4.03	12.5	133.4045	100.0
21	57	13C8-PFOA	421.3 > 376	7.94e3	7.94e3	0.0937	1.000	4.68	4.40	12.5	133.4045	100.0
22	58	13C9-PFNA	472.2 > 426.9	1.10e4	1.10e4	0.0937	1.000	5.10	4.82	12.5	133.4045	100.0
23	59	13C4-PFOS	503 > 79.9	3.47e3	3.47e3	0.0937	1.000	5.20	4.91	12.5	133.4045	100.0
24	60	13C6-PFDA	519.1 > 473.7	9.79e3	9.79e3	0.0937	1.000	5.47	5.20	12.5	133.4045	100.0
25	61	13C7-PFUdA	570.1 > 524.8	1.05e4	1.05e4	0.0937	1.000	5.44	5.51	12.5	133.4045	100.0
26	62	Total PFHxS	398.9 > 79.6	1.10e1	1.05e3	0.0937		4.20		0.000		
27	63	Total PFOA	413 > 368.7	2.04e2	9.26e3	0.0937		4.60		0.000		
28	64	Total PFOS	499 > 79.9	0.00e0	3.06e3	0.0937		5.10		0.000		
29	65	Total N-MeFOSAA	570.1 > 419	0.00e0	2.42e3	0.0937		5.50		0.000		
30	66	Total N-EtFOSAA	584.2 > 419	0.00e0	2.83e3	0.0937		5.50		0.000		

AC 1/4/2018

Vista Analytical Laboratory

Rev'd: MM 1/4/18

Dataset: U:\Q4.PRO\results\171222M2\171222M2-27.qld

Last Altered: Thursday, January 04, 2018 11:49:30 Pacific Standard Time
Printed: Thursday, January 04, 2018 11:51:27 Pacific Standard Time

Method: U:\Q4.PRO\MethDB\PFAS_FULL_80C_122017.mdb 23 Dec 2017 14:44:32
Calibration: U:\Q4.PRO\CurveDB\C18_VAL-PFAS_Q4_12-22-17_OLDISRS.cdb 23 Dec 2017 13:25:20

Name: 171222M2_27, Date: 22-Dec-2017, Time: 21:34:49, ID: 1701715-09 EB02-171114 0.0937, Description: EB02-171114

PFBS

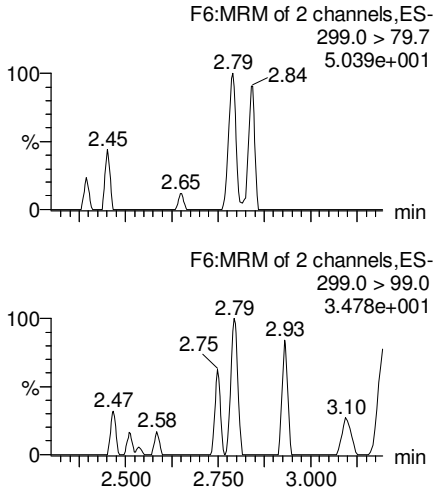

PFHxA

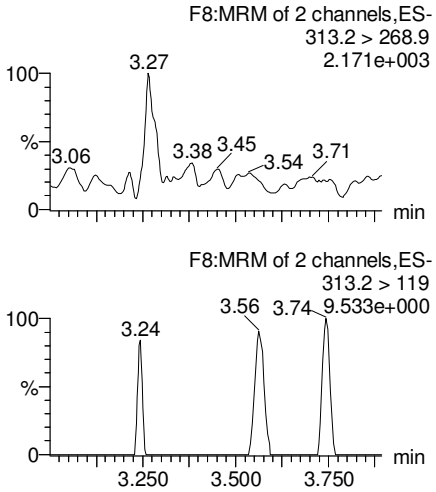

PFHpA

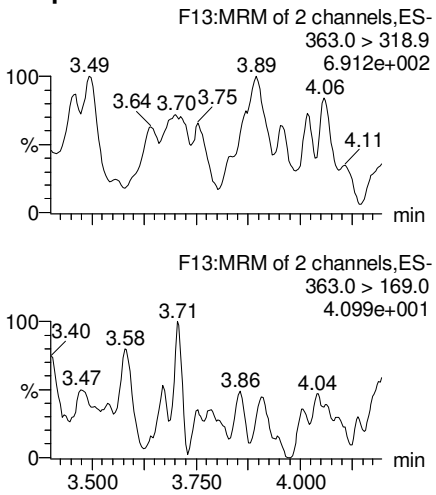

Total PFHxS

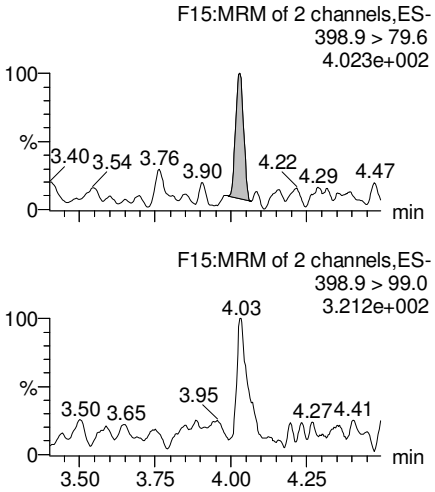

13C3-PFBS

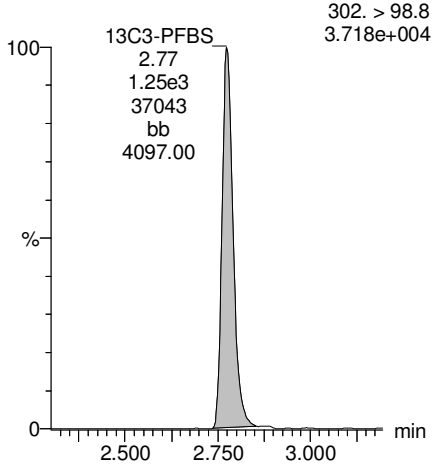

13C2-PFHxA

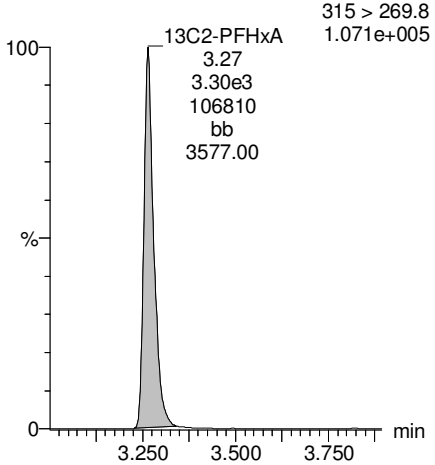

13C4-PFHpA

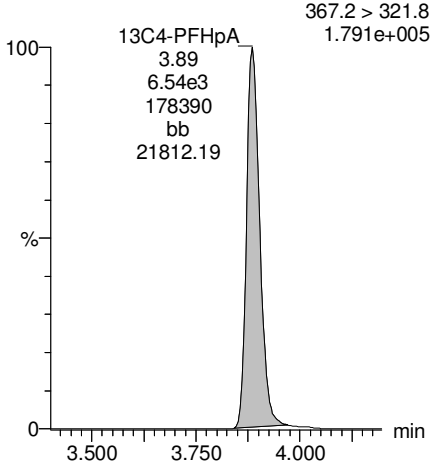

18O2-PFHxS

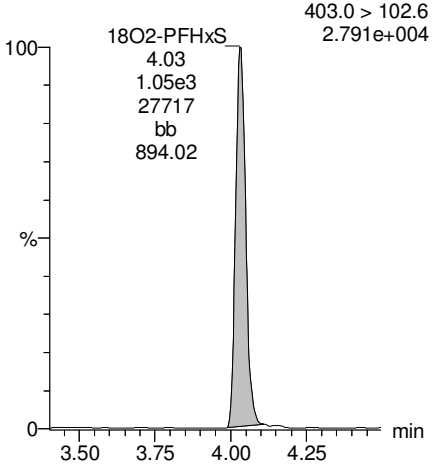

AC 1/4/2018

Dataset: U:\Q4.PRO\results\171222M2\171222M2-27.qld

Last Altered: Thursday, January 04, 2018 11:49:30 Pacific Standard Time
Printed: Thursday, January 04, 2018 11:51:27 Pacific Standard Time

Name: 171222M2_27, Date: 22-Dec-2017, Time: 21:34:49, ID: 1701715-09 EB02-171114 0.0937, Description: EB02-171114

Total PFOA

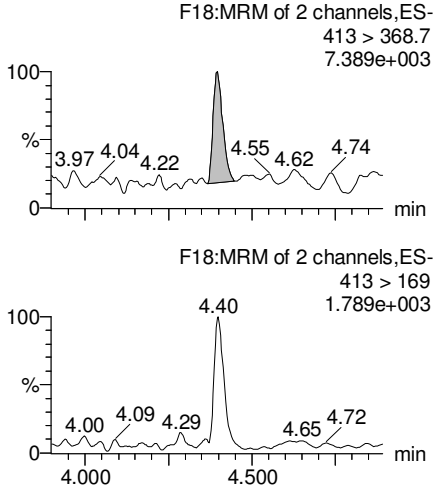

PFNA

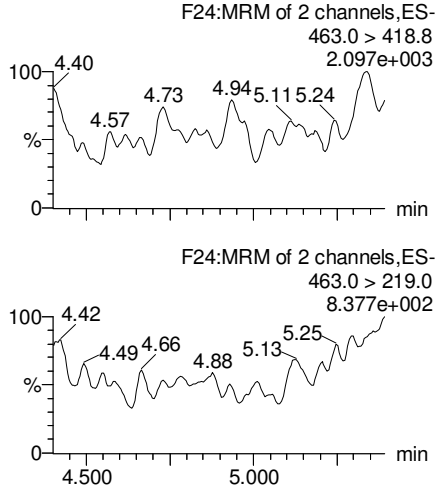

Total PFOS

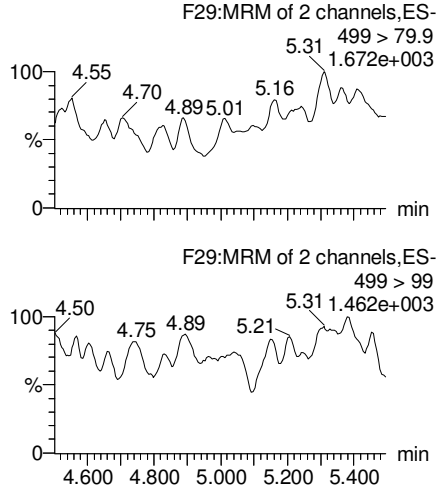

PFDA

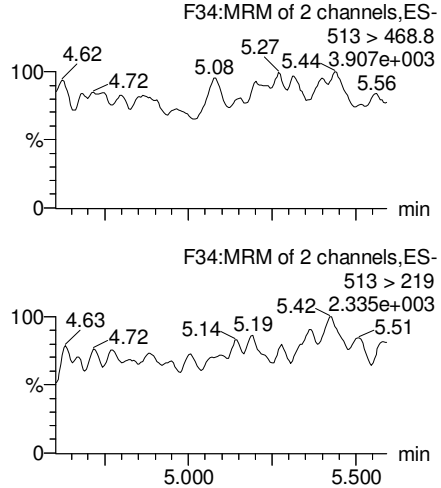

13C2-PFOA

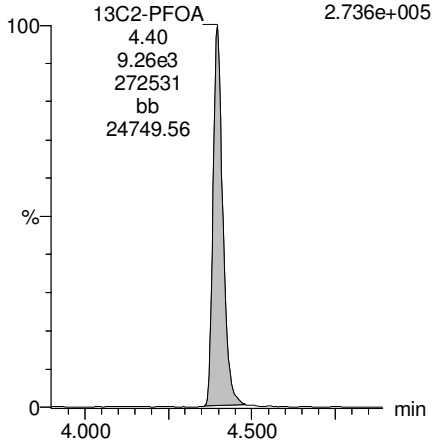

13C5-PFNA

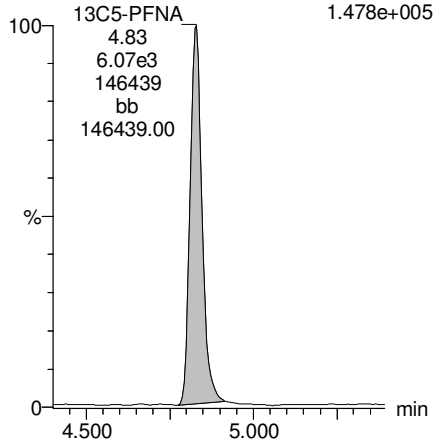

13C8-PFOS

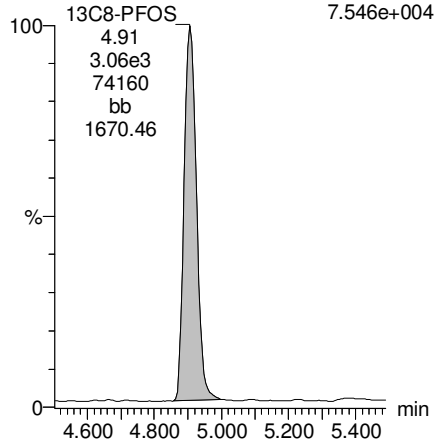

13C2-PFDA

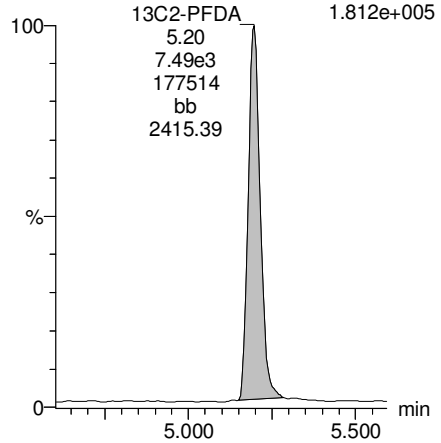

AC 1/4/2018

Vista Analytical Laboratory

Rev'd: MM 1/4/18

Dataset: U:\Q4.PRO\results\171222M2\171222M2-27.qld

Last Altered: Thursday, January 04, 2018 11:49:30 Pacific Standard Time
Printed: Thursday, January 04, 2018 11:51:27 Pacific Standard Time

Name: 171222M2_27, Date: 22-Dec-2017, Time: 21:34:49, ID: 1701715-09 EB02-171114 0.0937, Description: EB02-171114

PFUdA

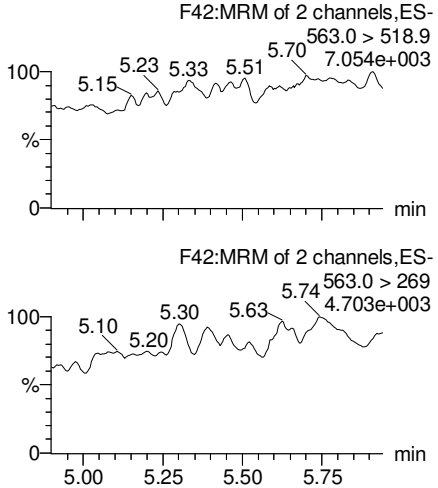

N-MeFOSAA

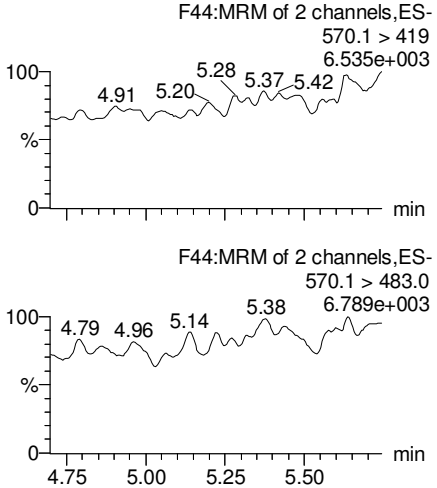

N-EtFOSAA

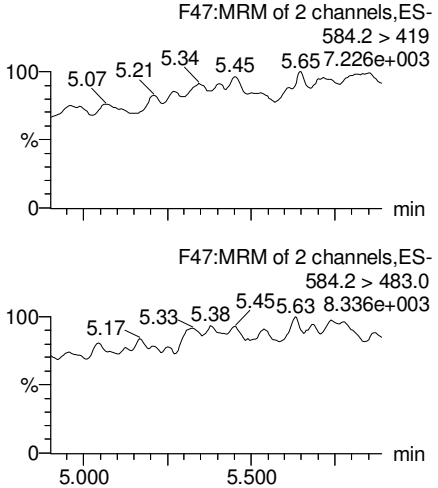

PFDoA

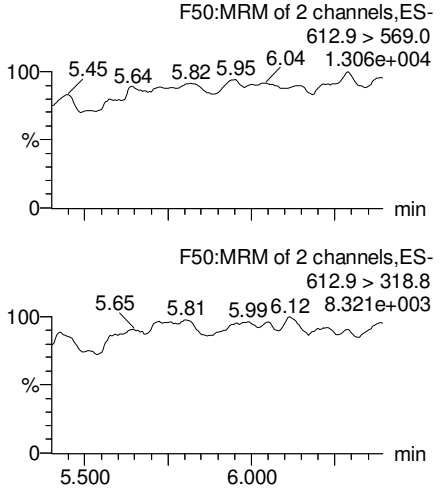

13C2-PFUdA

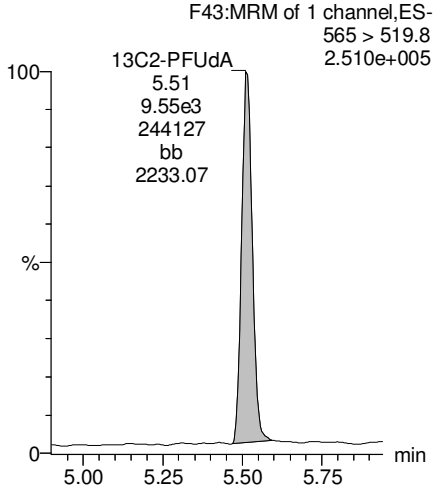

d3-N-MeFOSAA

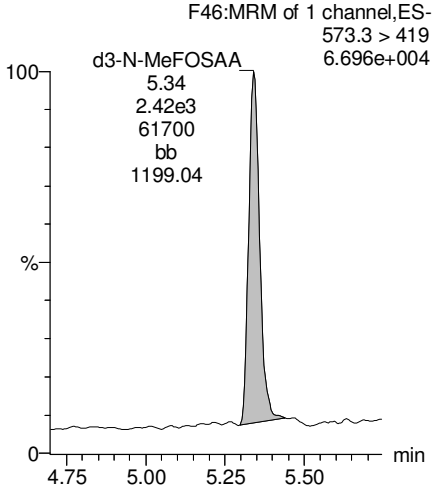

d5-N-EtFOSAA

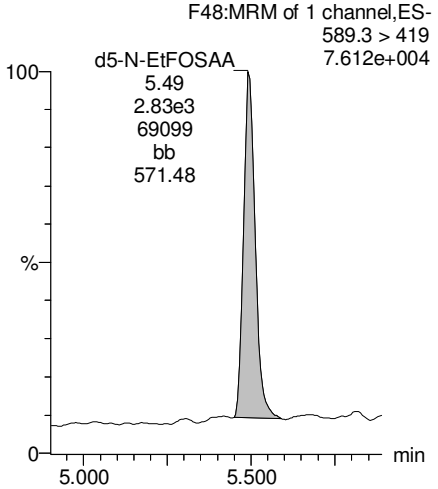

13C2-PFDoA

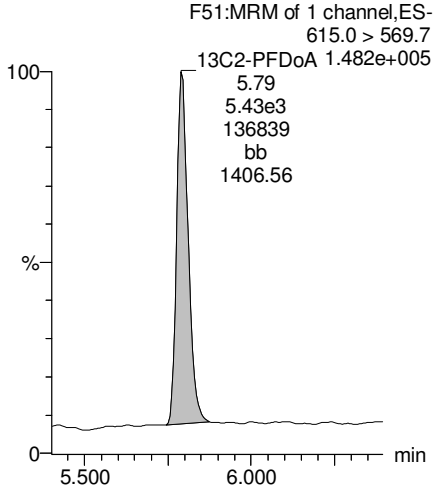

AC 1/4/2018

Vista Analytical Laboratory

Rev'd: MM 1/4/18

Dataset: U:\Q4.PRO\results\171222M2\171222M2-27.qld

Last Altered: Thursday, January 04, 2018 11:49:30 Pacific Standard Time
Printed: Thursday, January 04, 2018 11:51:27 Pacific Standard Time

Name: 171222M2_27, Date: 22-Dec-2017, Time: 21:34:49, ID: 1701715-09 EB02-171114 0.0937, Description: EB02-171114

PFTrDA

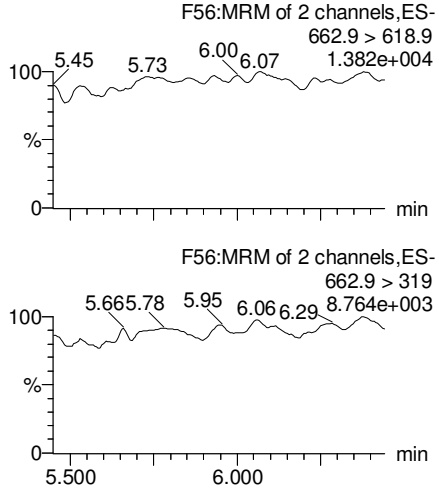

PFTeDA

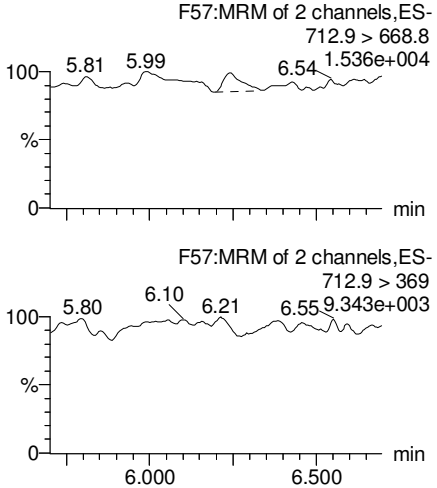

TCDA

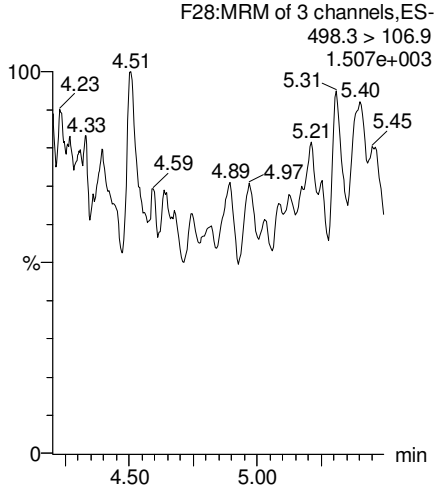

13C5-PFHxA

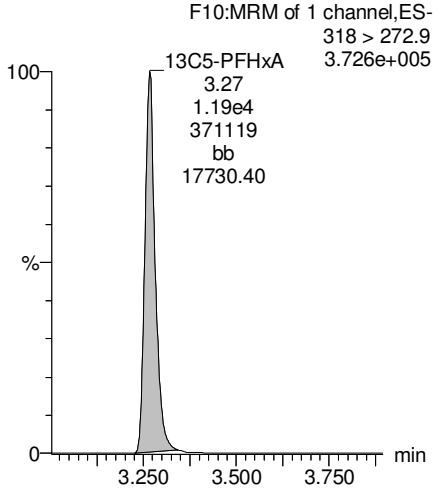

13C2-PFDoA

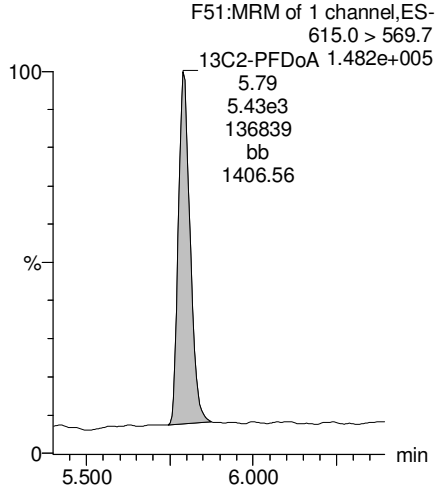

13C2-PFTeDA

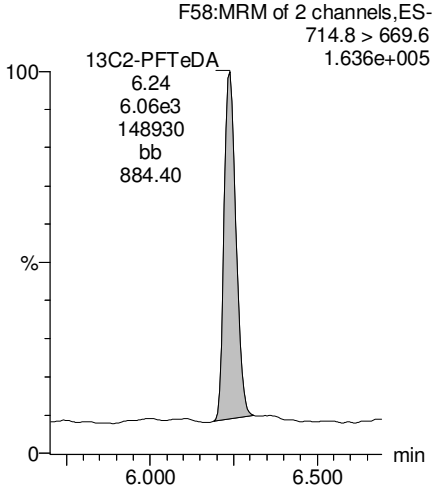

13C8-PFOS

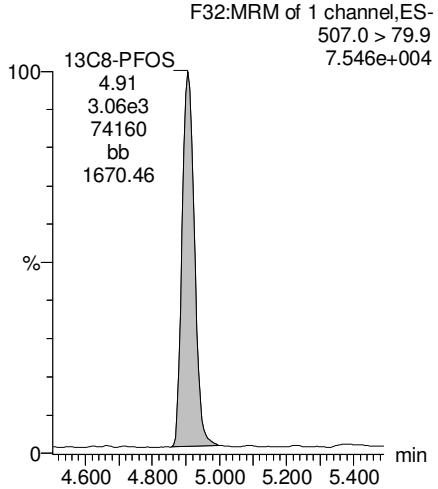

13C8-PFOA

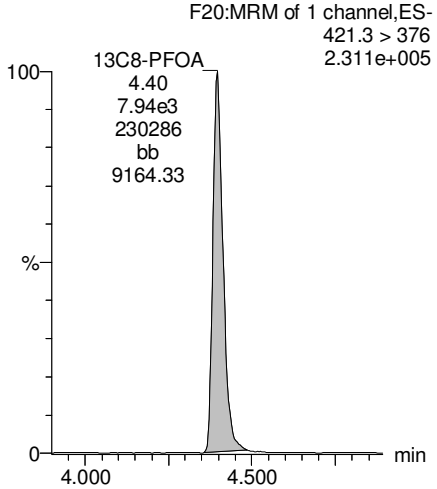

AC 1/4/2018

Dataset: U:\Q4.PRO\results\171222M2\171222M2-27.qld

Last Altered: Thursday, January 04, 2018 11:49:30 Pacific Standard Time
Printed: Thursday, January 04, 2018 11:51:27 Pacific Standard Time

Name: 171222M2_27, Date: 22-Dec-2017, Time: 21:34:49, ID: 1701715-09 EB02-171114 0.0937, Description: EB02-171114

13C3-PFHxS

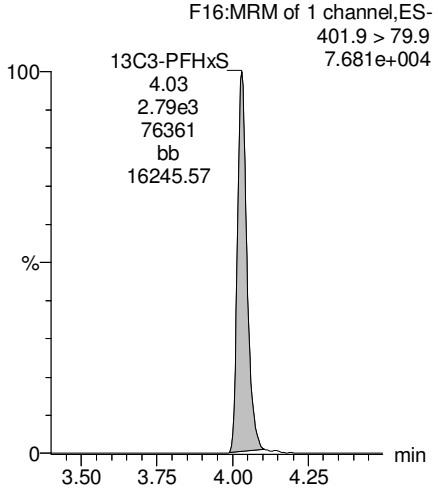

13C9-PFNA

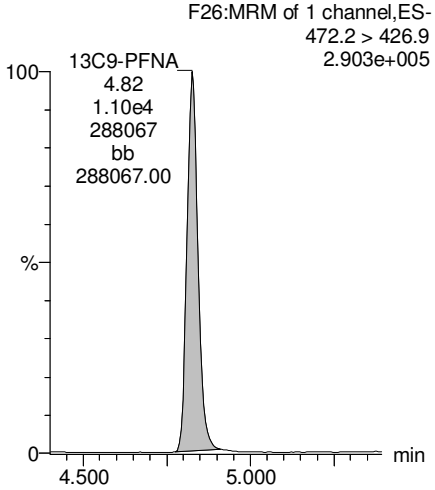

13C4-PFOS

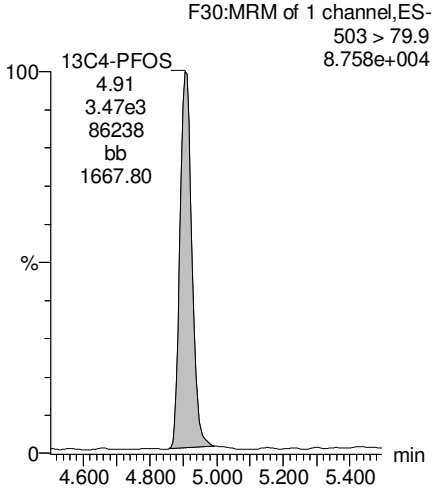

13C6-PFDA

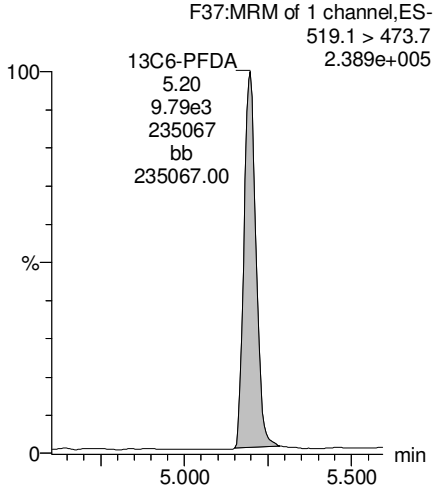

13C7-PFUdA

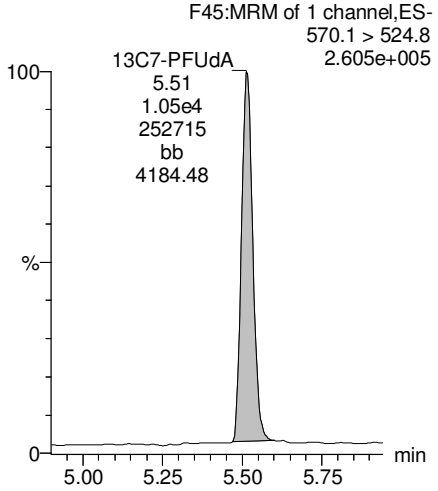

AC 1/4/2018

Vista Analytical Laboratory

Rev'd: MM 1/4/18

Dataset: U:\Q4.PRO\results\171222M2\171222M2-28.qld

Last Altered: Thursday, January 04, 2018 11:53:57 Pacific Standard Time
Printed: Thursday, January 04, 2018 11:54:09 Pacific Standard Time

Method: U:\Q4.PRO\MethDB\PFAS_FULL_80C_122017.mdb 23 Dec 2017 14:44:32
Calibration: U:\Q4.PRO\CurveDB\C18_VAL-PFAS_Q4_12-22-17_OLDISRS.cdb 23 Dec 2017 13:25:20

Name: 171222M2_28, Date: 22-Dec-2017, Time: 21:46:00, ID: 1701715-10 I001BC43MS-171115 0.11222, Description: I001BC43MS-171115

	#	Name	Trace	Area	IS Area	Wt./Vol.	RRF	Pred.RT	RT	y Axis Resp.	Conc.	%Rec
1	3	PFBS	299.0 > 79.7	1.32e3	1.09e3	0.112		3.05	2.77	15.1	65.8792	
2	4	PFHxA	313.2 > 268.9	1.54e4	2.43e3	0.112		3.55	3.26	31.7	209.4219	
3	5	PFHpA	363.0 > 318.9	2.23e3	4.28e3	0.112		4.18	3.88	6.52	42.2648	
4	6	L-PFHxS	398.9 > 79.6	7.12e3	1.06e3	0.112		4.10	4.03	84.3	415.7475	
5	9	L-PFOA	413 > 368.7	1.40e4	7.37e3	0.112		4.52	4.39	23.8	244.6113	
6	12	PFNA	463.0 > 418.8	1.50e2	5.96e3	0.112		5.10	4.83	0.314	1.3779	
7	14	L-PFOS	499 > 79.9	1.03e3	2.46e3	0.112		4.96	4.76	5.21	49.0000	
8	16	PFDA	513 > 468.8		6.42e3	0.112		5.47				
9	18	N-MeFOSAA	570.1 > 419		2.32e3	0.112		5.60				
10	19	N-EtFOSAA	584.2 > 419		2.98e3	0.112		5.76				
11	20	PFUdA	563.0 > 518.9		6.70e3	0.112		5.78				
12	22	PFDoA	612.9 > 569.0		5.26e3	0.112		6.06				

AC 1/4/2018

Vista Analytical Laboratory

Rev'd: MM 1/4/18

Dataset: U:\Q4.PRO\results\171222M2\171222M2-28.qld

Last Altered: Thursday, January 04, 2018 11:53:57 Pacific Standard Time
Printed: Thursday, January 04, 2018 11:54:52 Pacific Standard Time

Method: U:\Q4.PRO\MethDB\PFAS_FULL_80C_122017.mdb 23 Dec 2017 14:44:32
Calibration: U:\Q4.PRO\CurveDB\C18_VAL-PFAS_Q4_12-22-17_OLDISRS.cdb 23 Dec 2017 13:25:20

Name: 171222M2_28, Date: 22-Dec-2017, Time: 21:46:00, ID: 1701715-10 I001BC43MS-171115 0.11222, Description: I001BC43MS-171115

	#	Name	Trace	Area	IS Area	Wt./Vol.	RRF	Pred.RT	RT	y Axis Resp.	Conc.	%Rec
1	24	PFTrDA	662.9 > 618.9		5.26e3	0.112		6.25				
2	25	PFTeDA	712.9 > 668.8		4.46e3	0.112		6.46				
3	33	13C3-PFBS	302. > 98.8	1.09e3	8.12e3	0.112	0.104	3.05	2.77	1.68	144.4890	129.7
4	34	13C2-PFHxA	315 > 269.8	2.43e3	8.12e3	0.112	0.728	3.55	3.26	3.74	45.7505	102.7
5	35	13C4-PFHpA	367.2 > 321.8	4.28e3	8.12e3	0.112	0.576	4.18	3.88	6.59	102.0602	91.6
6	36	18O2-PFHxS	403.0 > 102.6	1.06e3	2.16e3	0.112	0.422	4.10	4.03	6.10	128.6800	115.5
7	37	13C2-6:2 FTS	429.1 > 408.9	2.24e3	5.97e3	0.112	0.308	4.63	4.34	4.69	135.5079	121.7
8	38	13C2-PFOA	414.9 > 369.7	7.37e3	5.97e3	0.112	1.220	4.52	4.39	15.4	112.6117	101.1
9	39	13C5-PFNA	468.2 > 422.9	5.96e3	6.68e3	0.112	0.914	5.10	4.82	11.2	108.7319	97.6
10	40	13C8-PFOSA	506.1 > 77.7	1.83e3	7.72e3	0.112	0.301	4.81	4.88	2.96	87.7019	78.7
11	41	13C8-PFOS	507.0 > 79.9	2.46e3	2.33e3	0.112	0.989	5.20	4.91	13.2	119.2054	107.0
12	42	13C2-PFDA	515.1 > 469.9	6.42e3	7.12e3	0.112	1.249	5.47	5.20	11.3	80.4947	72.3
13	43	13C2-8:2 FTS	529.1 > 508.7	1.54e3	8.12e3	0.112	0.147	5.44	5.17	2.37	143.3686	128.7
14	44	d3-N-MeFOSAA	573.3 > 419	2.32e3	7.72e3	0.112	0.336	5.60	5.34	3.76	99.7334	89.5
15	45	d5-N-EtFOSAA	589.3 > 419	2.98e3	7.72e3	0.112	0.417	5.60	5.49	4.83	103.2877	92.7
16	46	13C2-PFUdA	565 > 519.8	6.70e3	7.72e3	0.112	1.034	5.78	5.51	10.9	93.5726	84.0
17	47	13C2-PFDoA	615.0 > 569.7	5.26e3	7.72e3	0.112	0.722	6.05	5.79	8.53	105.2924	94.5
18	49	13C2-PFTeDA	714.8 > 669.6	4.46e3	7.72e3	0.112	0.627	6.46	6.24	7.23	102.6579	92.2
19	55	13C5-PFHxA	318 > 272.9	8.12e3	8.12e3	0.112	1.000	3.55	3.26	12.5	111.3883	100.0
20	56	13C3-PFHxS	401.9 > 79.9	2.16e3	2.16e3	0.112	1.000	4.30	4.03	12.5	111.3883	100.0
21	57	13C8-PFOA	421.3 > 376	5.97e3	5.97e3	0.112	1.000	4.68	4.39	12.5	111.3883	100.0
22	58	13C9-PFNA	472.2 > 426.9	6.68e3	6.68e3	0.112	1.000	5.10	4.82	12.5	111.3883	100.0
23	59	13C4-PFOS	503 > 79.9	2.33e3	2.33e3	0.112	1.000	5.20	4.91	12.5	111.3883	100.0
24	60	13C6-PFDA	519.1 > 473.7	7.12e3	7.12e3	0.112	1.000	5.47	5.19	12.5	111.3883	100.0
25	61	13C7-PFUdA	570.1 > 524.8	7.72e3	7.72e3	0.112	1.000	5.44	5.51	12.5	111.3883	100.0
26	62	Total PFHxS	398.9 > 79.6	7.12e3	1.06e3	0.112		4.20		84.3	415.7475	
27	63	Total PFOA	413 > 368.7	1.95e4	7.37e3	0.112		4.60		33.1	337.3086	
28	64	Total PFOS	499 > 79.9	1.03e3	2.46e3	0.112		5.10		5.21	49.0000	
29	65	Total N-MeFOSAA	570.1 > 419	0.00e0	2.32e3	0.112		5.50		0.000		
30	66	Total N-EtFOSAA	584.2 > 419	9.12e1	2.98e3	0.112		5.50		0.382	3.6118	

AC 1/4/2018

Vista Analytical Laboratory

Rev'd: MM 1/4/18

Dataset: U:\Q4.PRO\results\171222M2\171222M2-28.qld

Last Altered: Thursday, January 04, 2018 11:53:57 Pacific Standard Time
Printed: Thursday, January 04, 2018 11:54:52 Pacific Standard Time

Method: U:\Q4.PRO\MethDB\PFAS_FULL_80C_122017.mdb 23 Dec 2017 14:44:32
Calibration: U:\Q4.PRO\CurveDB\C18_VAL-PFAS_Q4_12-22-17_OLDISRS.cdb 23 Dec 2017 13:25:20

Name: 171222M2_28, Date: 22-Dec-2017, Time: 21:46:00, ID: 1701715-10 I001BC43MS-171115 0.11222, Description: I001BC43MS-171115

PFBS

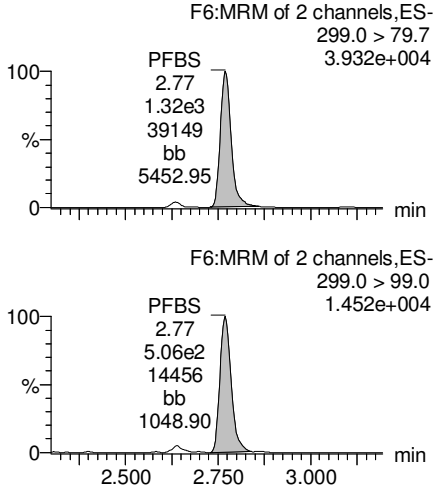

PFHxA

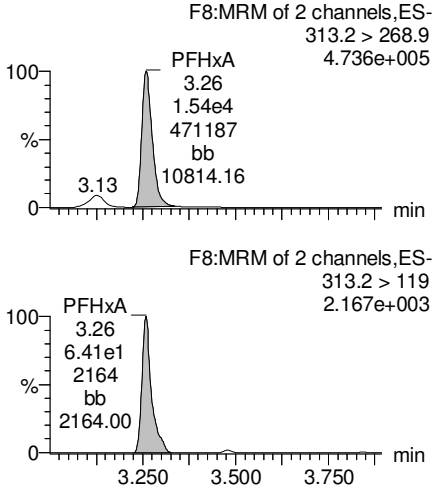

PFHpA

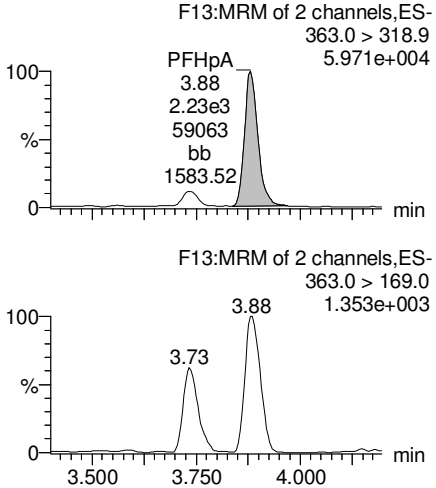

Total PFHxS

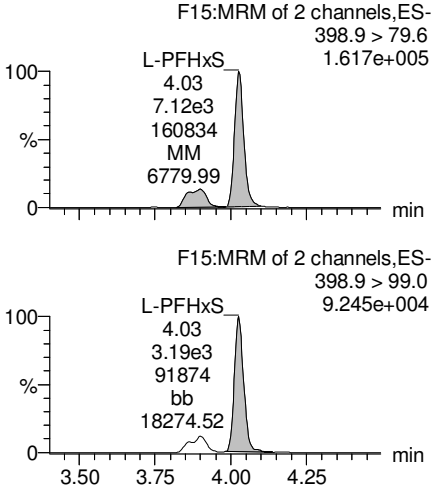

13C3-PFBS

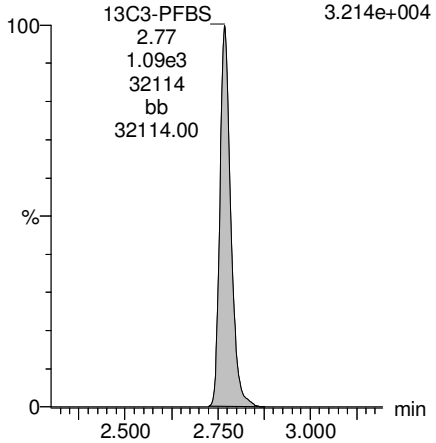

13C2-PFHxA

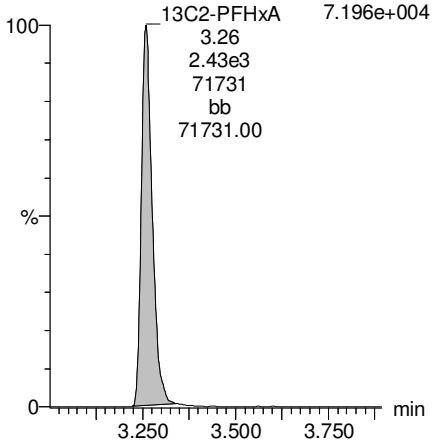

13C4-PFHpA

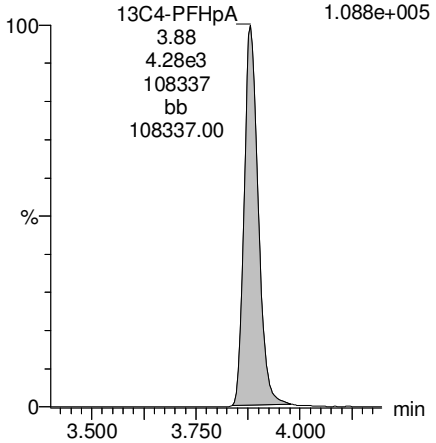

18O2-PFHxS

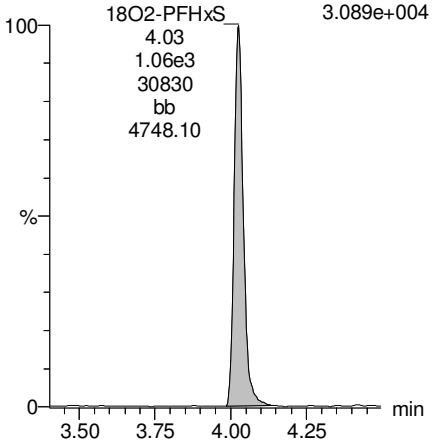

AC 1/4/2018

Dataset: U:\Q4.PRO\results\171222M2\171222M2-28.qld

Last Altered: Thursday, January 04, 2018 11:53:57 Pacific Standard Time
Printed: Thursday, January 04, 2018 11:54:52 Pacific Standard Time

Name: 171222M2_28, Date: 22-Dec-2017, Time: 21:46:00, ID: 1701715-10 I001BC43MS-171115 0.11222, Description: I001BC43MS-171115

Total PFOA

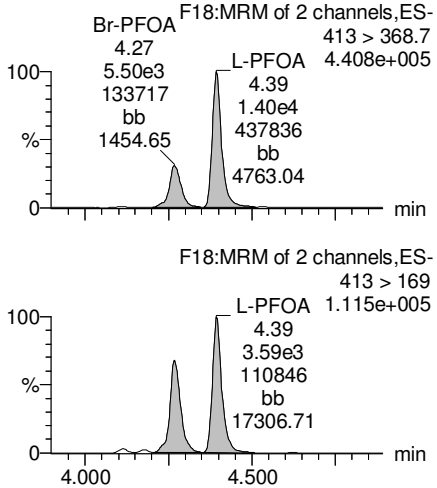

PFNA

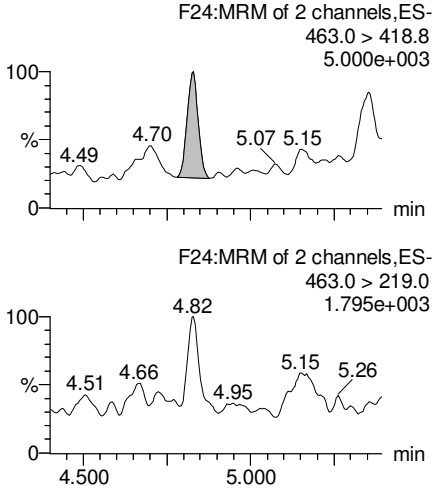

Total PFOS

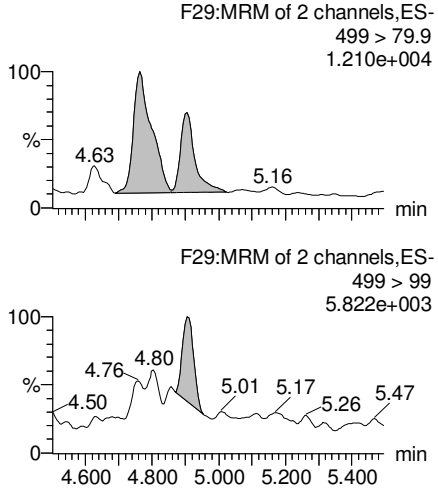

PFDA

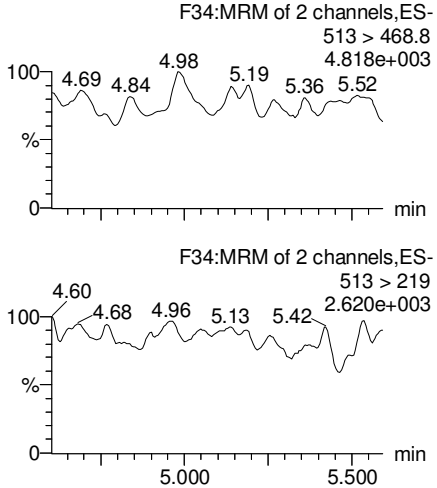

13C2-PFOA

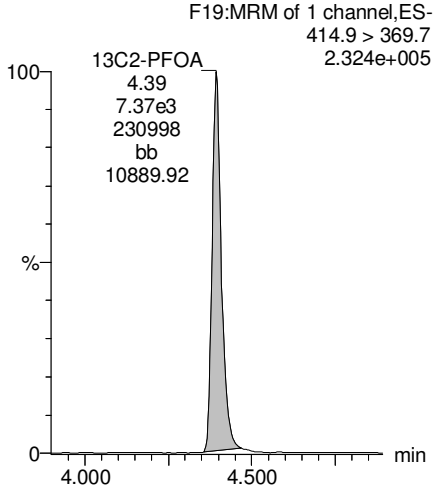

13C5-PFNA

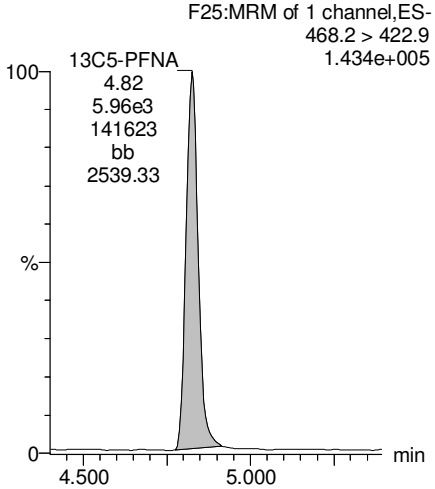

13C8-PFOS

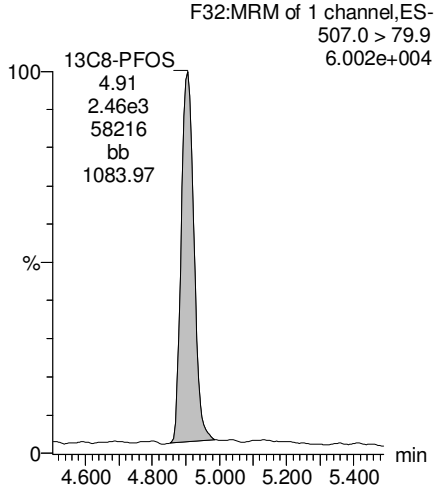

13C2-PFDA

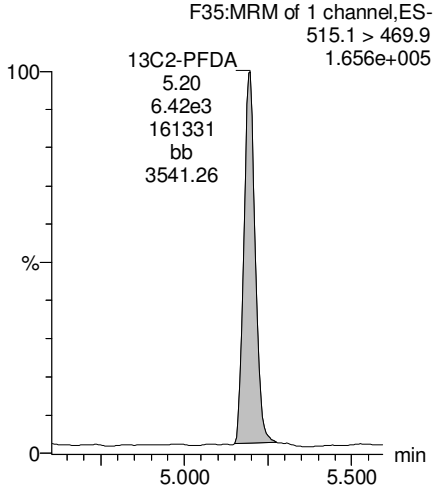

AC 1/4/2018

Rev'd: MM 1/4/18

Dataset: U:\Q4.PRO\results\171222M2\171222M2-28.qld

Last Altered: Thursday, January 04, 2018 11:53:57 Pacific Standard Time
Printed: Thursday, January 04, 2018 11:54:52 Pacific Standard Time

Name: 171222M2_28, Date: 22-Dec-2017, Time: 21:46:00, ID: 1701715-10 I001BC43MS-171115 0.11222, Description: I001BC43MS-171115

PFUdA

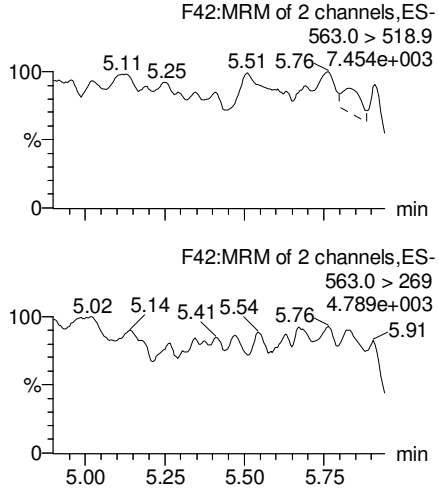

N-MeFOSAA

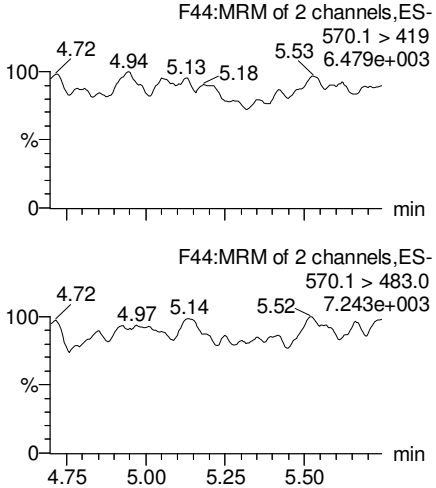

N-EtFOSAA

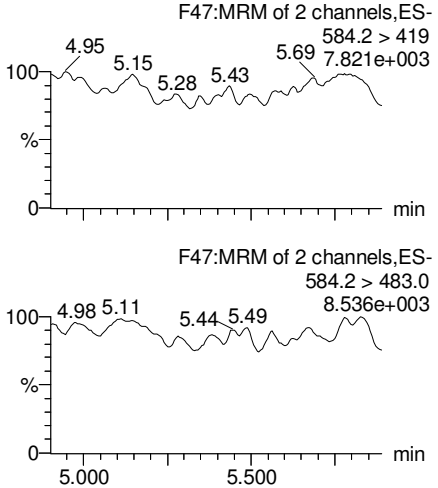

PFDoA

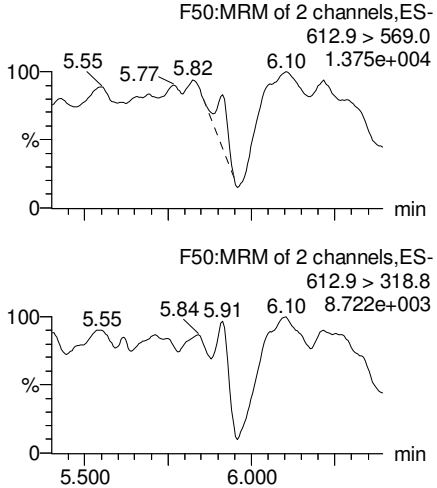

13C2-PFUdA

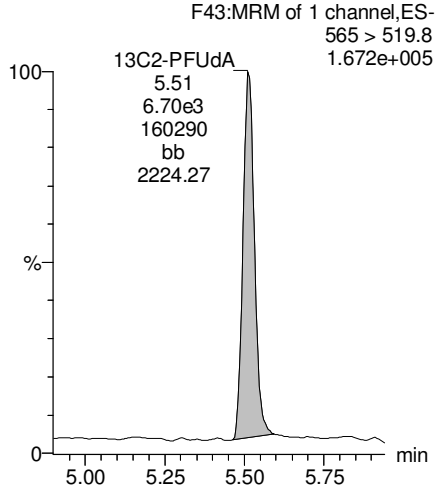

d3-N-MeFOSAA

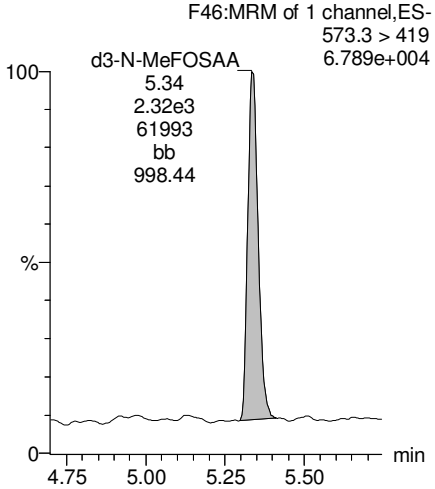

d5-N-EtFOSAA

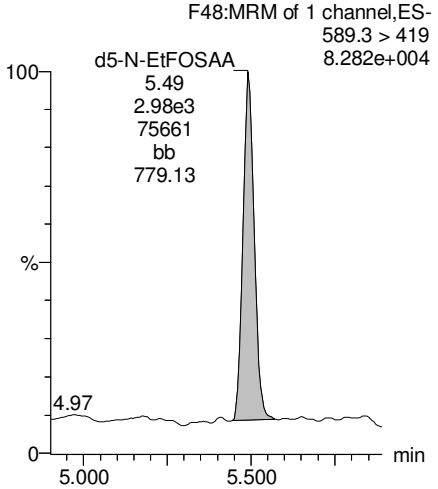

13C2-PFDoA

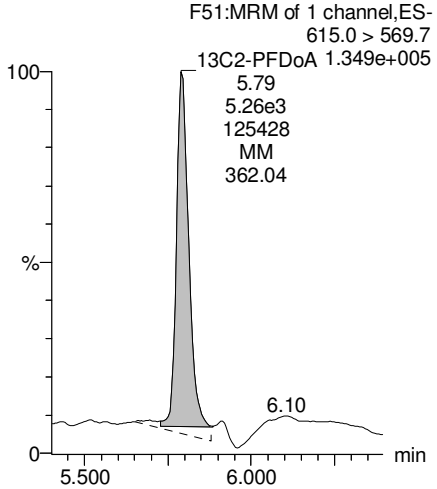

AC 1/4/2018

Dataset: U:\Q4.PRO\results\171222M2\171222M2-28.qld

Last Altered: Thursday, January 04, 2018 11:53:57 Pacific Standard Time
Printed: Thursday, January 04, 2018 11:54:52 Pacific Standard Time

Name: 171222M2_28, Date: 22-Dec-2017, Time: 21:46:00, ID: 1701715-10 I001BC43MS-171115 0.11222, Description: I001BC43MS-171115

PFTrDA

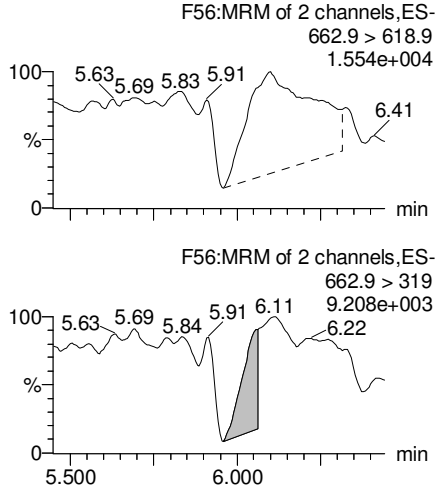

PFTeDA

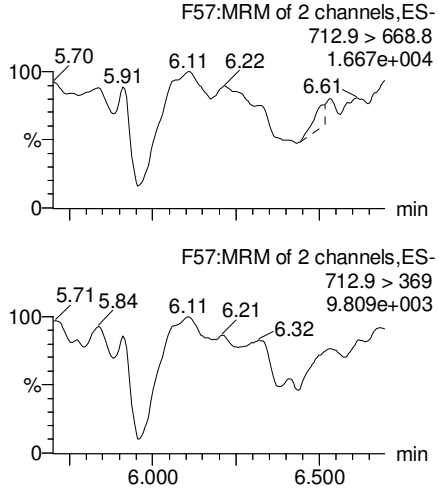

TCDA

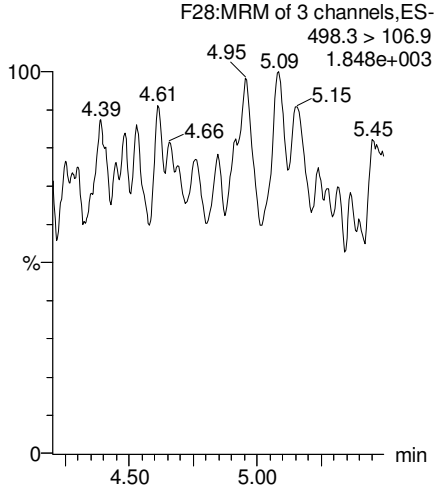

13C5-PFHxA

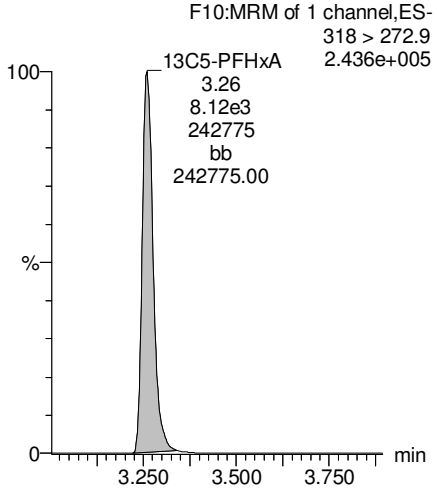

13C2-PFDoA

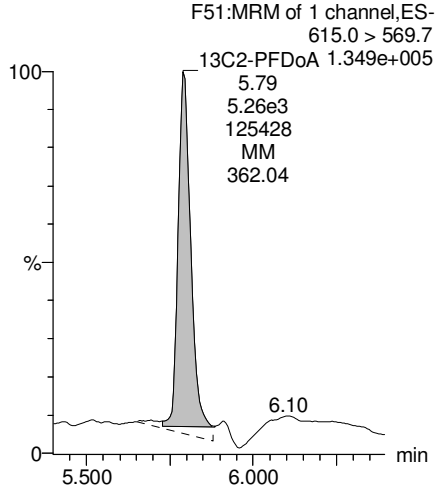

13C2-PFTeDA

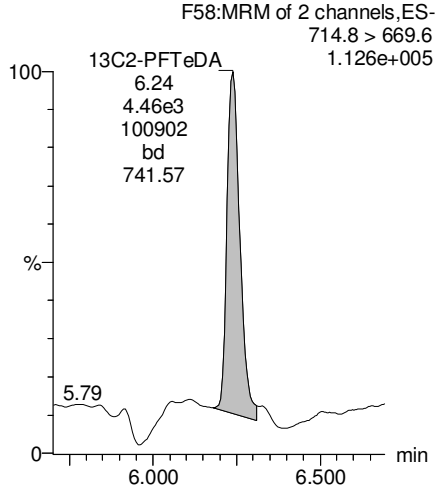

13C8-PFOS

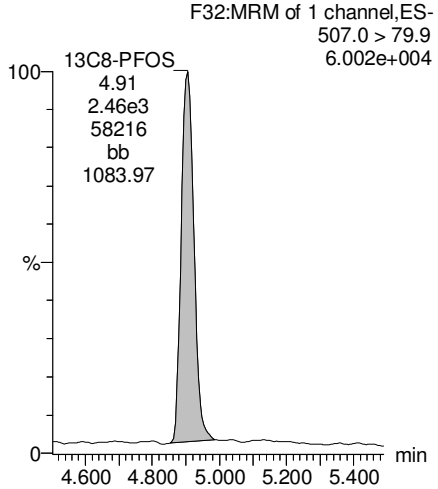

13C8-PFOA

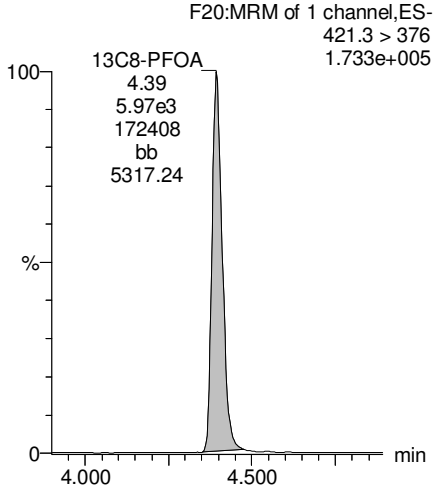

AC 1/4/2018

Dataset: U:\Q4.PRO\results\171222M2\171222M2-28.qld

Last Altered: Thursday, January 04, 2018 11:53:57 Pacific Standard Time
Printed: Thursday, January 04, 2018 11:54:52 Pacific Standard Time

Name: 171222M2_28, Date: 22-Dec-2017, Time: 21:46:00, ID: 1701715-10 I001BC43MS-171115 0.11222, Description: I001BC43MS-171115

13C3-PFHxS

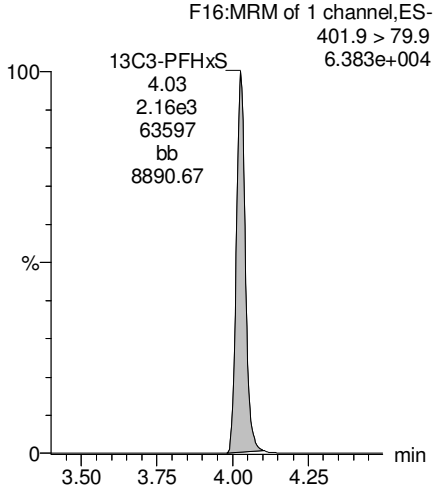

13C9-PFNA

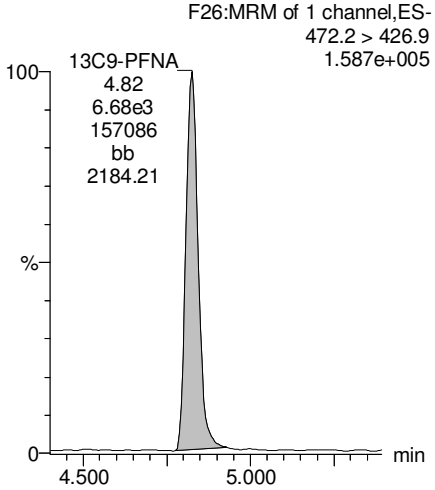

13C4-PFOS

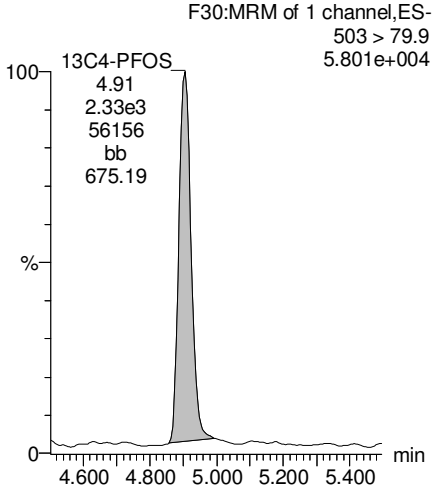

13C6-PFDA

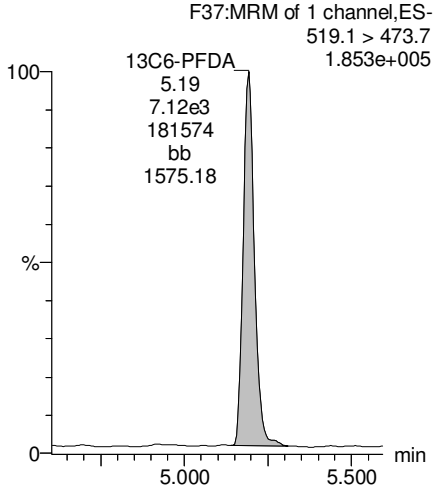

13C7-PFUdA

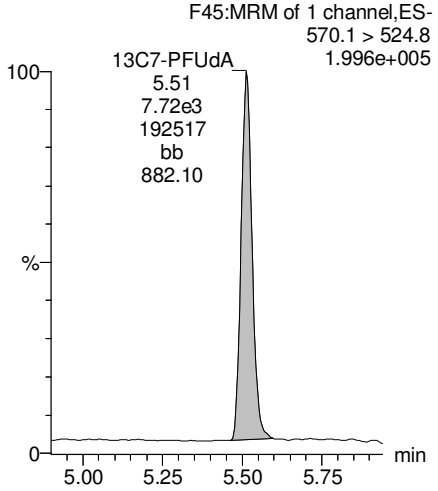

AC 1/4/2018

Vista Analytical Laboratory

Rev'd: MM 1/5/18

Dataset: U:\Q4.PRO\results\171222M2\171222M2-18.qld

Last Altered: Saturday, December 23, 2017 15:50:12 Pacific Standard Time
Printed: Friday, January 05, 2018 08:28:38 Pacific Standard Time

Method: U:\Q4.PRO\MethDB\PFAS_FULL_80C_122017.mdb 23 Dec 2017 14:44:32
Calibration: U:\Q4.PRO\CurveDB\C18_VAL-PFAS_Q4_12-22-17_OLDISRS.cdb 23 Dec 2017 13:25:20

Name: 171222M2_18, Date: 22-Dec-2017, Time: 19:54:08, ID: B7K0143-MS1 Matrix Spike 0.1145, Description: Matrix Spike

	#	Name	Trace	Area	IS Area	Wt./Vol.	RRF	Pred.RT	RT	y Axis Resp.	Conc.	%Rec
1	3	PFBS	299.0 > 79.7	3.63e3	1.16e3	0.115		3.05	2.77	39.2	168.5007	
2	4	PFHxA	313.2 > 268.9	2.91e4	2.94e3	0.115		3.55	3.27	49.5	320.5335	
3	5	PFHpA	363.0 > 318.9	9.23e3	6.13e3	0.115		4.18	3.89	18.8	121.4082	
4	6	L-PFHxS	398.9 > 79.6	1.05e4	1.02e3	0.115		4.10	4.03	128	609.1071	
5	9	L-PFOA	413 > 368.7	2.65e4	8.93e3	0.115		4.52	4.40	37.1	376.2570	
6	12	PFNA	463.0 > 418.8	8.11e3	7.48e3	0.115		5.10	4.83	13.5	89.8356	
7	14	L-PFOS	499 > 79.9	3.38e3	2.60e3	0.115		4.96	4.91	16.2	155.1616	
8	16	PFDA	513 > 468.8	7.99e3	7.40e3	0.115		5.47	5.20	13.5	103.5012	
9	18	N-MeFOSAA	570.1 > 419	3.82e3	2.46e3	0.115		5.60	5.35	19.4	102.2660	
10	19	N-EtFOSAA	584.2 > 419	2.93e3	3.09e3	0.115		5.76	5.50	11.9	113.2870	
11	20	PFUdA	563.0 > 518.9	5.95e3	8.01e3	0.115		5.78	5.52	9.28	88.3868	
12	22	PFDoA	612.9 > 569.0	9.70e3	6.88e3	0.115		6.06	5.79	17.6	97.5572	

MJT FOR GM1/5/2018

Vista Analytical Laboratory

Rev'd: MM 1/5/18

Dataset: U:\Q4.PRO\results\171222M2\171222M2-18.qld

Last Altered: Saturday, December 23, 2017 15:50:12 Pacific Standard Time
Printed: Friday, January 05, 2018 08:28:54 Pacific Standard Time

Method: U:\Q4.PRO\MethDB\PFAS_FULL_80C_122017.mdb 23 Dec 2017 14:44:32
Calibration: U:\Q4.PRO\CurveDB\C18_VAL-PFAS_Q4_12-22-17_OLDISRS.cdb 23 Dec 2017 13:25:20

Name: 171222M2_18, Date: 22-Dec-2017, Time: 19:54:08, ID: B7K0143-MS1 Matrix Spike 0.1145, Description: Matrix Spike

	#	Name	Trace	Area	IS Area	Wt./Vol.	RRF	Pred.RT	RT	y Axis Resp.	Conc.	%Rec
1	24	PFTrDA	662.9 > 618.9	9.64e3	6.88e3	0.115		6.25	6.04	17.5	76.2146	
2	25	PFTeDA	712.9 > 668.8	7.29e3	4.96e3	0.115		6.46	6.25	18.4	104.6840	
3	31	13C3-PFBA	216.1 > 171.8	5.74e3	6.94e3	0.115	0.862	1.80	1.53	10.3	104.8550	96.0
4	32	13C3-PFPeA	266. > 221.8	8.23e3	9.96e3	0.115	0.847	2.55	2.50	10.3	106.5566	97.6
5	33	13C3-PFBS	302. > 98.8	1.16e3	9.96e3	0.115	0.104	3.05	2.77	1.45	122.2755	112.0
6	34	13C2-PFHxA	315 > 269.8	2.94e3	9.96e3	0.115	0.728	3.55	3.26	3.69	44.3257	101.5
7	35	13C4-PFHpA	367.2 > 321.8	6.13e3	9.96e3	0.115	0.576	4.18	3.89	7.69	116.6933	106.9
8	36	18O2-PFHxS	403.0 > 102.6	1.02e3	2.44e3	0.115	0.422	4.10	4.03	5.26	108.7572	99.6
9	37	13C2-6:2 FTS	429.1 > 408.9	2.93e3	7.39e3	0.115	0.308	4.63	4.35	4.96	140.4256	128.6
10	38	13C2-PFOA	414.9 > 369.7	8.93e3	7.39e3	0.115	1.220	4.52	4.40	15.1	108.1084	99.0
11	39	13C5-PFNA	468.2 > 422.9	7.48e3	9.37e3	0.115	0.914	5.10	4.83	9.99	95.4450	87.4
12	40	13C8-PFOSA	506.1 > 77.7	1.89e3	8.84e3	0.115	0.301	4.81	4.88	2.67	77.5495	71.0
13	41	13C8-PFOS	507.0 > 79.9	2.60e3	2.73e3	0.115	0.989	5.20	4.91	11.9	105.1644	96.3
14	42	13C2-PFDA	515.1 > 469.9	7.40e3	7.01e3	0.115	1.249	5.47	5.20	13.2	92.2853	84.5
15	43	13C2-8:2 FTS	529.1 > 508.7	1.73e3	9.96e3	0.115	0.147	5.44	5.17	2.17	128.4468	117.7
16	44	d3-N-MeFOSAA	573.3 > 419	2.46e3	8.84e3	0.115	0.336	5.60	5.34	3.48	90.4050	82.8
17	45	d5-N-EtFOSAA	589.3 > 419	3.09e3	8.84e3	0.115	0.417	5.60	5.50	4.37	91.6005	83.9
18	46	13C2-PFUdA	565 > 519.8	8.01e3	8.84e3	0.115	1.034	5.78	5.52	11.3	95.6251	87.6
19	47	13C2-PFDoA	615.0 > 569.7	6.88e3	8.84e3	0.115	0.722	6.05	5.79	9.72	117.6777	107.8
20	49	13C2-PFTeDA	714.8 > 669.6	4.96e3	8.84e3	0.115	0.627	6.46	6.25	7.01	97.6648	89.5
21	54	13C4-PFBA	217. > 171.8	6.94e3	6.94e3	0.115	1.000	1.80	1.53	12.5	109.1703	100.0
22	55	13C5-PFHxA	318 > 272.9	9.96e3	9.96e3	0.115	1.000	3.55	3.26	12.5	109.1703	100.0
23	56	13C3-PFHxS	401.9 > 79.9	2.44e3	2.44e3	0.115	1.000	4.30	4.03	12.5	109.1703	100.0
24	57	13C8-PFOA	421.3 > 376	7.39e3	7.39e3	0.115	1.000	4.68	4.40	12.5	109.1703	100.0
25	58	13C9-PFNA	472.2 > 426.9	9.37e3	9.37e3	0.115	1.000	5.10	4.83	12.5	109.1703	100.0
26	59	13C4-PFOS	503 > 79.9	2.73e3	2.73e3	0.115	1.000	5.20	4.91	12.5	109.1703	100.0
27	60	13C6-PFDA	519.1 > 473.7	7.01e3	7.01e3	0.115	1.000	5.47	5.20	12.5	109.1703	100.0
28	61	13C7-PFUdA	570.1 > 524.8	8.84e3	8.84e3	0.115	1.000	5.44	5.52	12.5	109.1703	100.0
29	62	Total PFHxS	398.9 > 79.6	1.05e4	1.02e3	0.115		4.20		128	609.1071	
30	63	Total PFOA	413 > 368.7	3.40e4	8.93e3	0.115		4.60		47.5	478.7812	
31	64	Total PFOS	499 > 79.9	3.38e3	2.60e3	0.115		5.10		16.2	155.1616	
32	65	Total N-MeFOSAA	570.1 > 419	3.82e3	2.46e3	0.115		5.50		19.4	102.2660	

MJT FOR GM1/5/2018

Rev'd: MM 1/5/18

Dataset: U:\Q4.PRO\results\171222M2\171222M2-18.qld

Last Altered: Saturday, December 23, 2017 15:50:12 Pacific Standard Time
Printed: Friday, January 05, 2018 08:28:54 Pacific Standard Time

Name: 171222M2_18, Date: 22-Dec-2017, Time: 19:54:08, ID: B7K0143-MS1 Matrix Spike 0.1145, Description: Matrix Spike

	#	Name	Trace	Area	IS Area	Wt./Vol.	RRF	Pred.RT	RT	y Axis Resp.	Conc.	%Rec
33	66	Total N-EtFOSAA	584.2 > 419	2.93e3	3.09e3	0.115		5.50		11.9	113.2870	

MJT FOR GM1/5/2018

Vista Analytical Laboratory

Rev'd: MM 1/5/18

Dataset: U:\Q4.PRO\results\171222M2\171222M2-18.qld

Last Altered: Saturday, December 23, 2017 15:50:12 Pacific Standard Time
Printed: Friday, January 05, 2018 08:28:54 Pacific Standard Time

Method: U:\Q4.PRO\MethDB\PFAS_FULL_80C_122017.mdb 23 Dec 2017 14:44:32
Calibration: U:\Q4.PRO\CurveDB\C18_VAL-PFAS_Q4_12-22-17_OLDISRS.cdb 23 Dec 2017 13:25:20

Name: 171222M2_18, Date: 22-Dec-2017, Time: 19:54:08, ID: B7K0143-MS1 Matrix Spike 0.1145, Description: Matrix Spike

PFBS

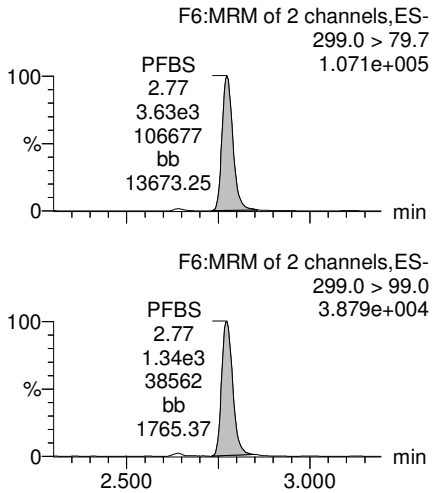

PFHxA

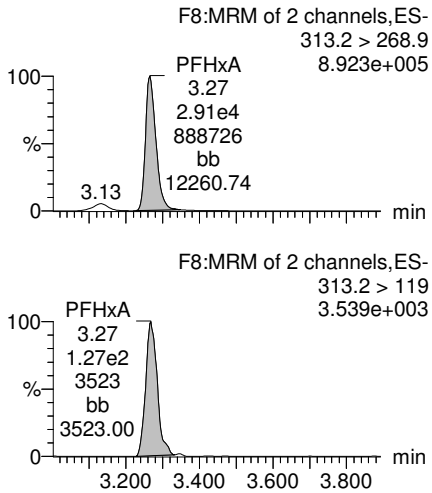

PFHpA

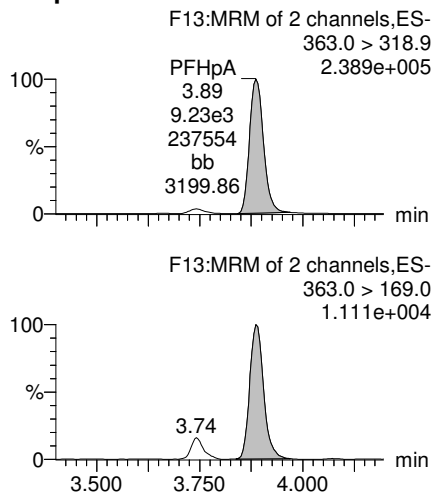

Total PFHxS

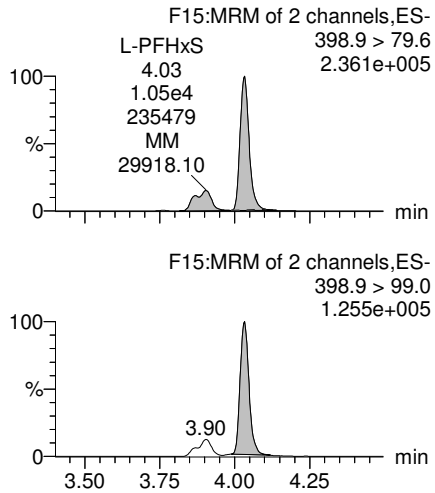

13C3-PFBS

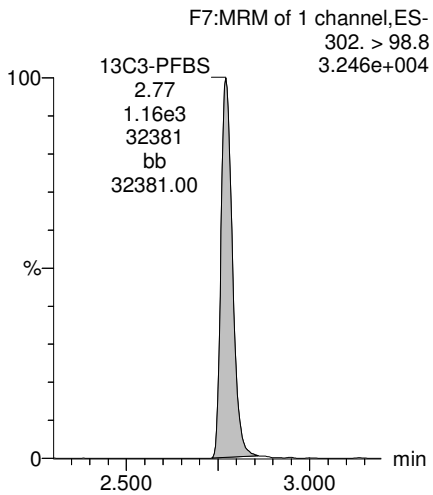

13C2-PFHxA

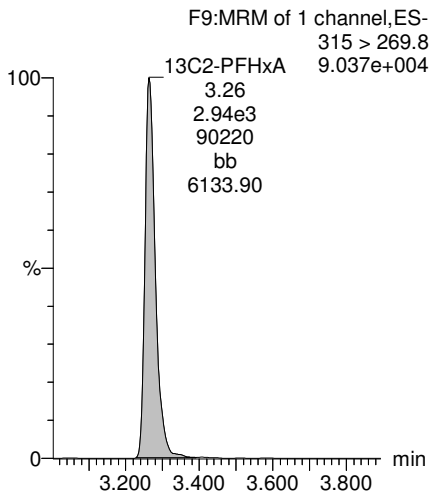

13C4-PFHpA

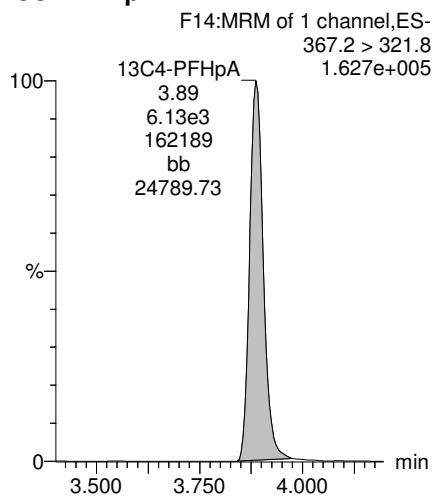

18O2-PFHxS

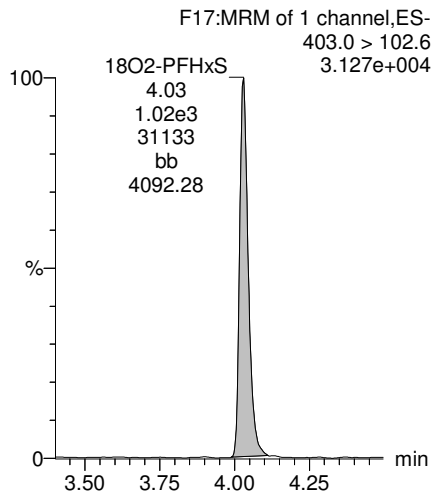

MJT FOR GM1/5/2018

Vista Analytical Laboratory

Rev'd: MM 1/5/18

Dataset: U:\Q4.PRO\results\171222M2\171222M2-18.qld

Last Altered: Saturday, December 23, 2017 15:50:12 Pacific Standard Time
Printed: Friday, January 05, 2018 08:28:54 Pacific Standard Time

Name: 171222M2_18, Date: 22-Dec-2017, Time: 19:54:08, ID: B7K0143-MS1 Matrix Spike 0.1145, Description: Matrix Spike

Total PFOA

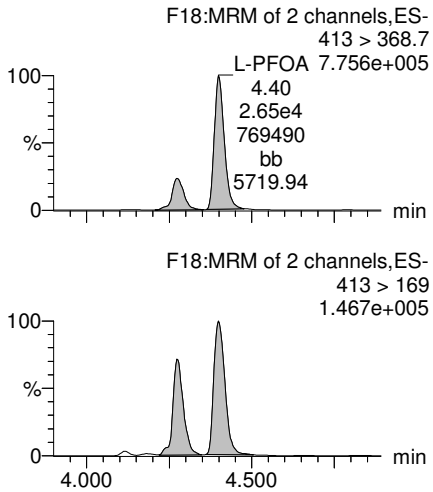

PFNA

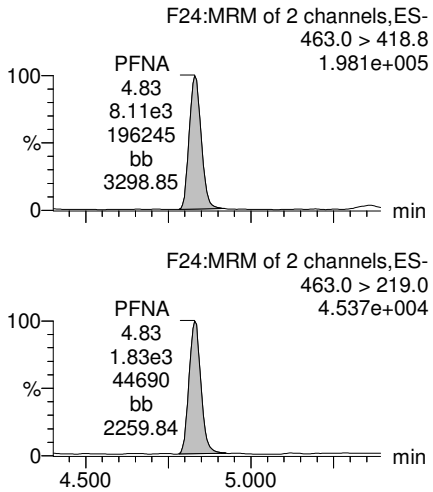

Total PFOS

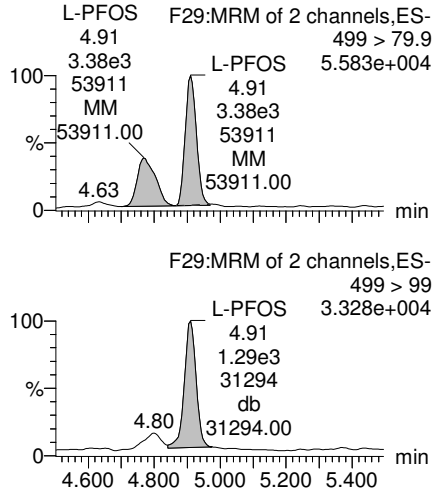

PFDA

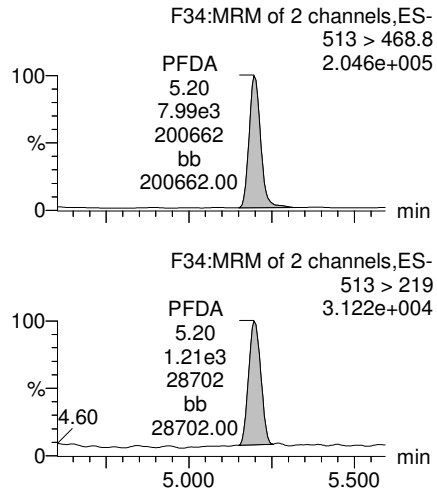

13C2-PFOA

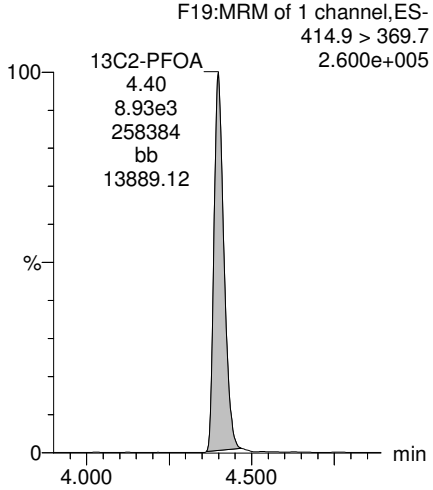

13C5-PFNA

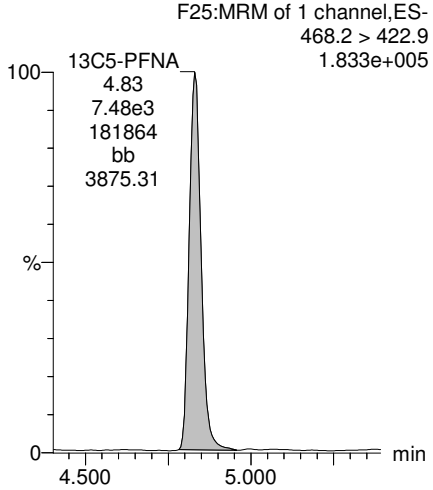

13C8-PFOS

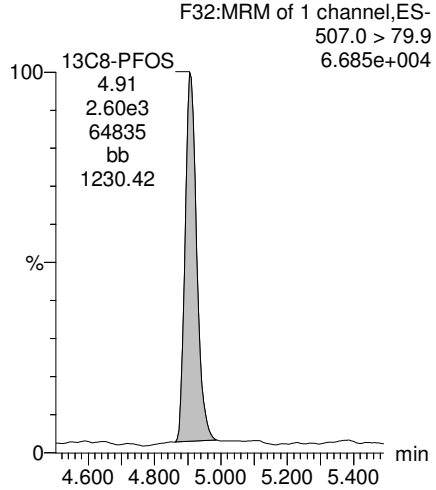

13C2-PFDA

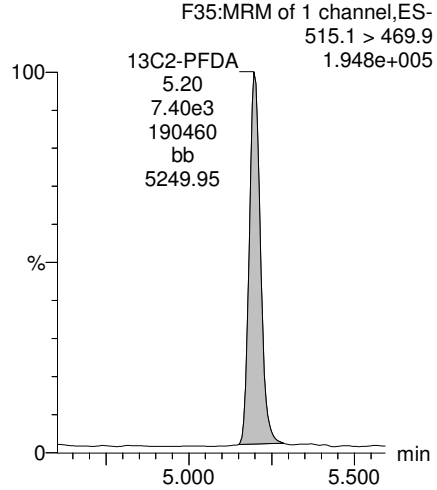

MJT FOR GM1/5/2018

Dataset: U:\Q4.PRO\results\171222M2\171222M2-18.qld

Last Altered: Saturday, December 23, 2017 15:50:12 Pacific Standard Time
Printed: Friday, January 05, 2018 08:28:54 Pacific Standard Time

Name: 171222M2_18, Date: 22-Dec-2017, Time: 19:54:08, ID: B7K0143-MS1 Matrix Spike 0.1145, Description: Matrix Spike

PFUdA

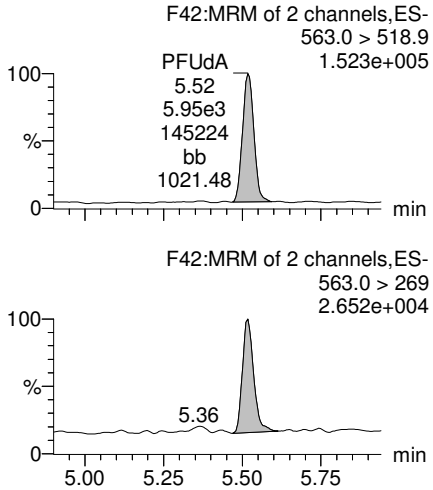

N-MeFOSAA

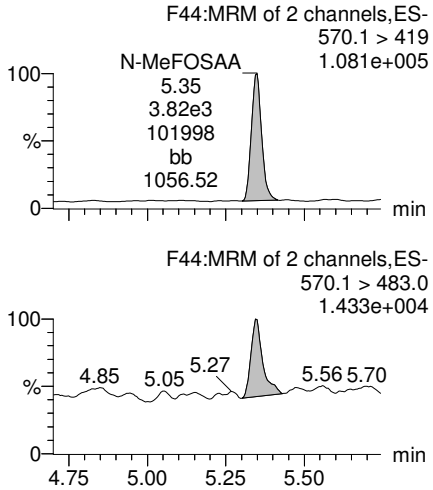

N-EtFOSAA

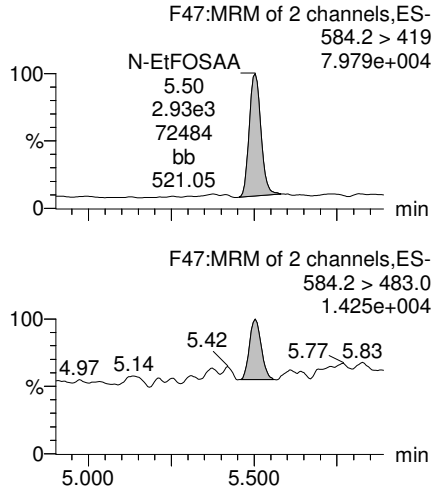

PFDoA

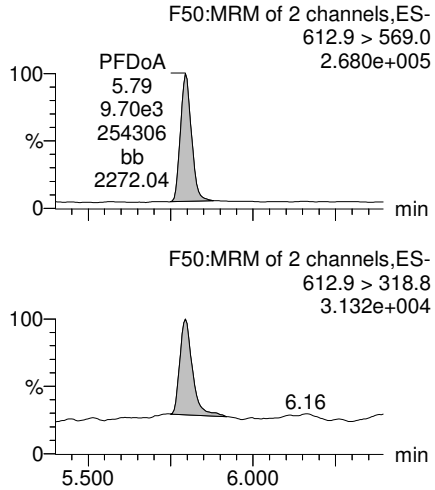

13C2-PFUdA

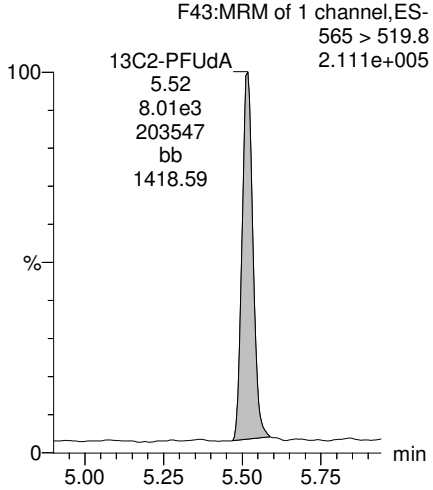

d3-N-MeFOSAA

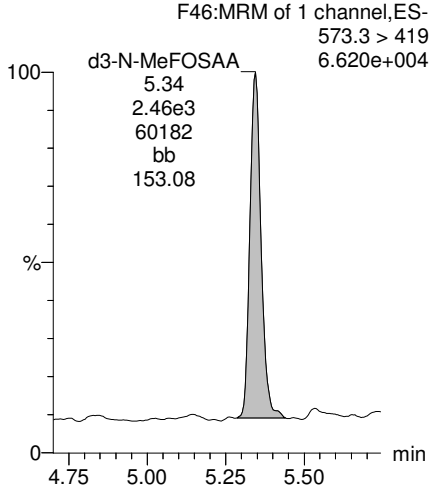

d5-N-EtFOSAA

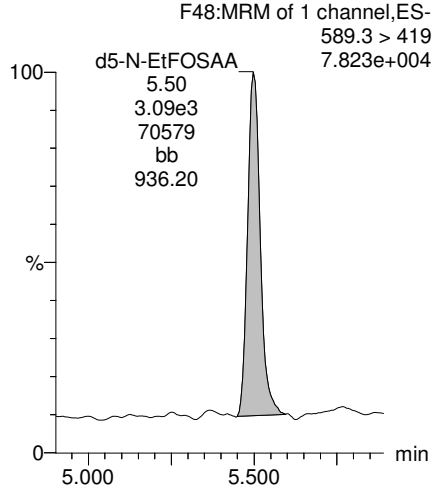

13C2-PFDoA

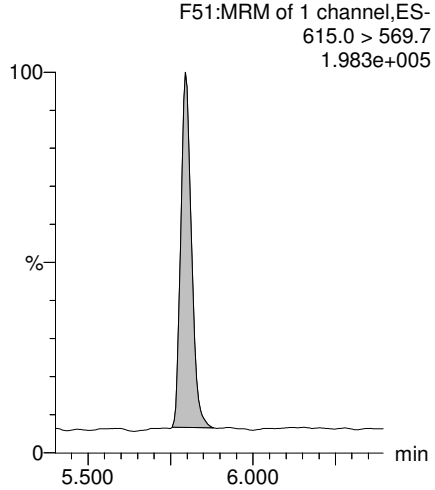

MJT FOR GM1/5/2018

Dataset: U:\Q4.PRO\results\171222M2\171222M2-18.qld

Last Altered: Saturday, December 23, 2017 15:50:12 Pacific Standard Time
Printed: Friday, January 05, 2018 08:28:54 Pacific Standard Time

Name: 171222M2_18, Date: 22-Dec-2017, Time: 19:54:08, ID: B7K0143-MS1 Matrix Spike 0.1145, Description: Matrix Spike

PFTrDA

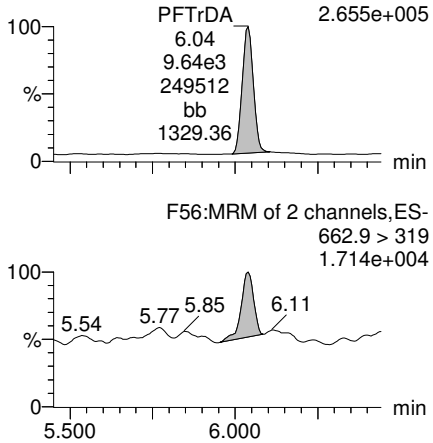

PFTeDA

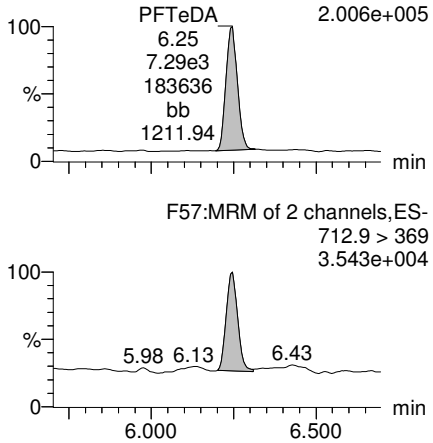

TCDA

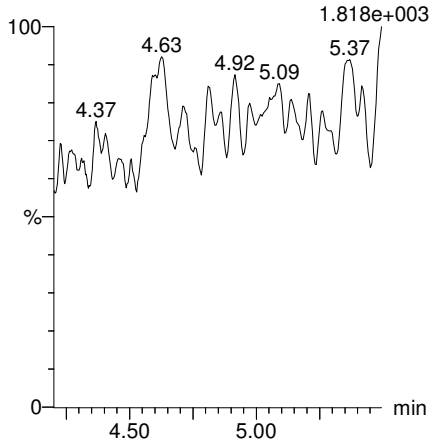

13C5-PFHxA

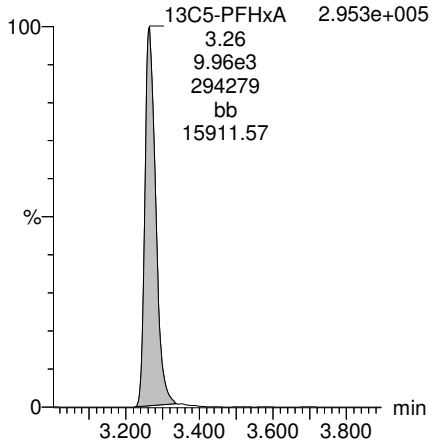

13C2-PFDoA

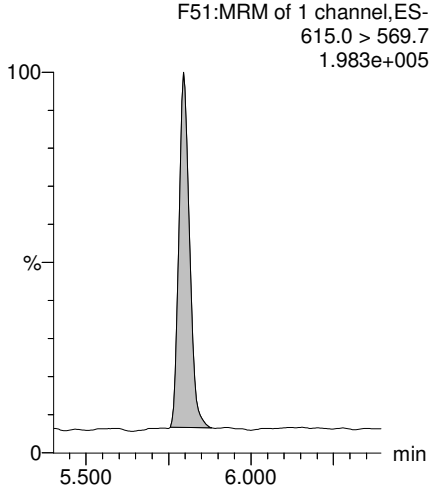

13C2-PFTeDA

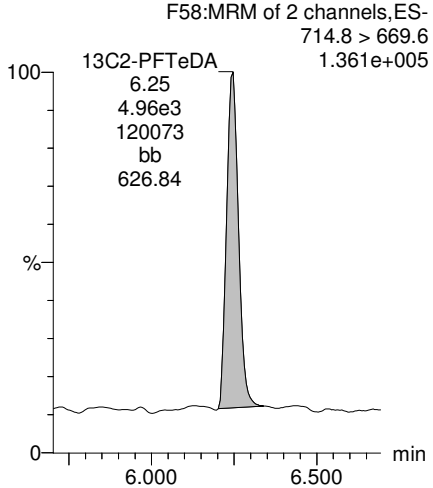

13C8-PFOS

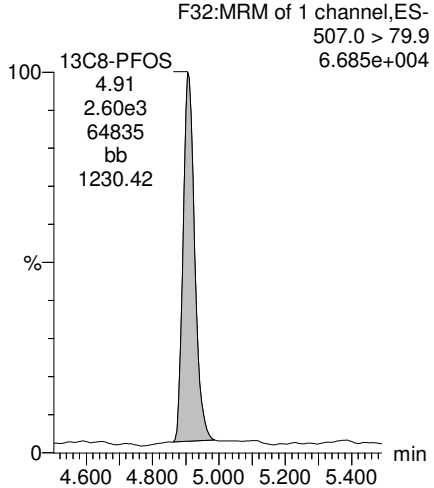

13C8-PFOA

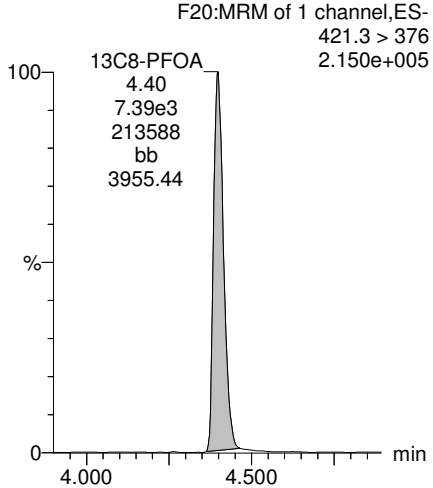

MJT FOR GM1/5/2018

Dataset: U:\Q4.PRO\results\171222M2\171222M2-18.qld

Last Altered: Saturday, December 23, 2017 15:50:12 Pacific Standard Time
Printed: Friday, January 05, 2018 08:28:54 Pacific Standard Time

Name: 171222M2_18, Date: 22-Dec-2017, Time: 19:54:08, ID: B7K0143-MS1 Matrix Spike 0.1145, Description: Matrix Spike

13C3-PFHxS

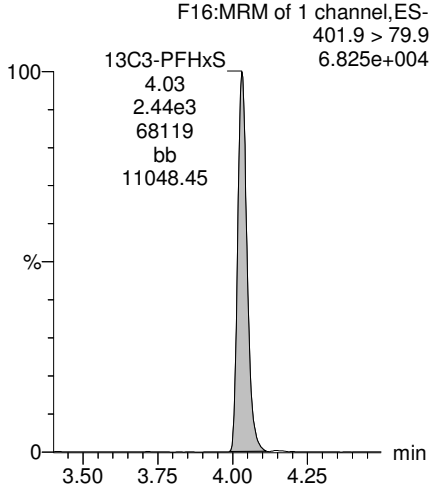

13C9-PFNA

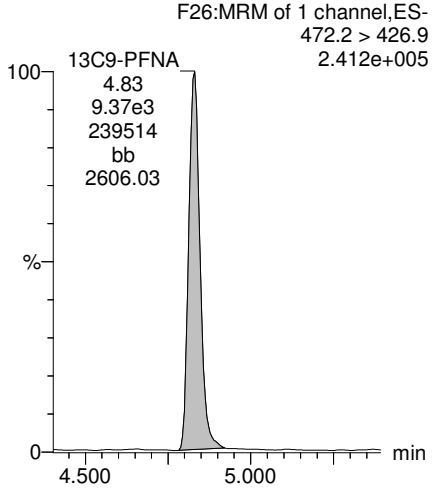

13C4-PFOS

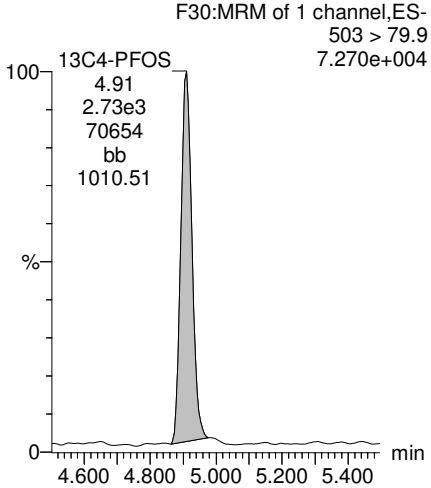

13C6-PFDA

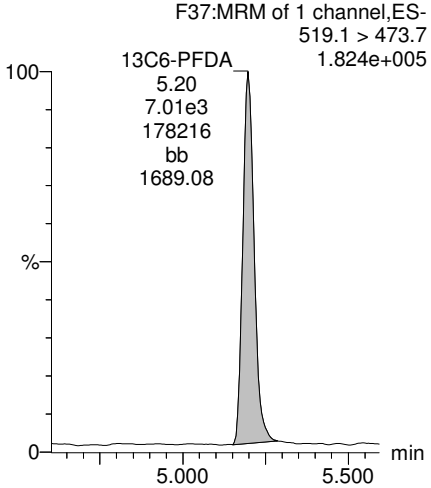

13C7-PFUdA

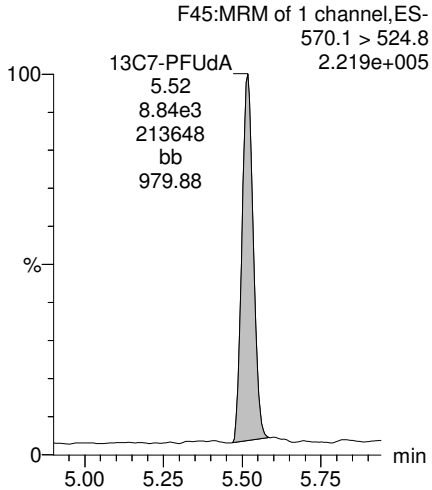

MJT FOR GM1/5/2018

Vista Analytical Laboratory

Rev'd: MM 1/5/18

Dataset: U:\Q4.PRO\results\171222M2\171222M2-19.qld

Last Altered: Saturday, December 23, 2017 15:54:27 Pacific Standard Time
Printed: Friday, January 05, 2018 08:30:14 Pacific Standard Time

Method: U:\Q4.PRO\MethDB\PFAS_FULL_80C_122017.mdb 23 Dec 2017 14:44:32
Calibration: U:\Q4.PRO\CurveDB\C18_VAL-PFAS_Q4_12-22-17_OLDISRS.cdb 23 Dec 2017 13:25:20

Name: 171222M2_19, Date: 22-Dec-2017, Time: 20:05:19, ID: B7K0143-MSD1 Matrix Spike Dup 0.1051, Description: Matrix Spike Dup

	#	Name	Trace	Area	IS Area	Wt./Vol.	RRF	Pred.RT	RT	y Axis Resp.	Conc.	%Rec
1	3	PFBS	299.0 > 79.7	3.14e3	1.05e3	0.105		3.05	2.77	37.4	174.9200	
2	4	PFHxA	313.2 > 268.9	2.34e4	2.82e3	0.105		3.55	3.27	41.6	293.2751	
3	5	PFHpA	363.0 > 318.9	7.97e3	5.31e3	0.105		4.18	3.89	18.8	131.7663	
4	6	L-PFHxS	398.9 > 79.6	8.30e3	9.26e2	0.105		4.10	4.03	112	583.8223	
5	9	L-PFOA	413 > 368.7	1.94e4	7.79e3	0.105		4.52	4.40	31.2	343.5682	
6	12	PFNA	463.0 > 418.8	7.11e3	6.55e3	0.105		5.10	4.83	13.6	98.0260	
7	14	L-PFOS	499 > 79.9	3.07e3	2.42e3	0.105		4.96	4.91	15.8	164.7377	
8	16	PFDA	513 > 468.8	6.98e3	6.14e3	0.105		5.47	5.20	14.2	118.5186	
9	18	N-MeFOSAA	570.1 > 419	3.31e3	2.08e3	0.105		5.60	5.35	19.9	114.3021	
10	19	N-EtFOSAA	584.2 > 419	2.54e3	2.35e3	0.105		5.76	5.50	13.5	139.9930	
11	20	PFUdA	563.0 > 518.9	4.80e3	6.35e3	0.105		5.78	5.52	9.45	97.9037	
12	22	PFDoA	612.9 > 569.0	5.20e3	4.26e3	0.105		6.06	5.79	15.3	91.8058	

MJT FOR GM1/5/2018

Vista Analytical Laboratory

Rev'd: MM 1/5/18

Dataset: U:\Q4.PRO\results\171222M2\171222M2-19.qld

Last Altered: Saturday, December 23, 2017 15:54:27 Pacific Standard Time
Printed: Friday, January 05, 2018 08:30:33 Pacific Standard Time

Method: U:\Q4.PRO\MethDB\PFAS_FULL_80C_122017.mdb 23 Dec 2017 14:44:32
Calibration: U:\Q4.PRO\CurveDB\C18_VAL-PFAS_Q4_12-22-17_OLDISRS.cdb 23 Dec 2017 13:25:20

Name: 171222M2_19, Date: 22-Dec-2017, Time: 20:05:19, ID: B7K0143-MSD1 Matrix Spike Dup 0.1051, Description: Matrix Spike Dup

	#	Name	Trace	Area	IS Area	Wt./Vol.	RRF	Pred.RT	RT	y Axis Resp.	Conc.	%Rec
1	24	PFTrDA	662.9 > 618.9	6.72e3	4.26e3	0.105		6.25	6.04	19.7	94.3426	
2	25	PFTeDA	712.9 > 668.8	6.75e3	5.30e3	0.105		6.46	6.25	15.9	98.4366	
3	31	13C3-PFBA	216.1 > 171.8	5.31e3	6.33e3	0.105	0.862	1.80	1.53	10.5	115.6044	97.3
4	32	13C3-PFPeA	266. > 221.8	7.68e3	9.34e3	0.105	0.847	2.55	2.50	10.3	115.4393	97.1
5	33	13C3-PFBS	302. > 98.8	1.05e3	9.34e3	0.105	0.104	3.05	2.77	1.41	128.9722	108.5
6	34	13C2-PFHxA	315 > 269.8	2.82e3	9.34e3	0.105	0.728	3.55	3.26	3.77	49.2732	103.7
7	35	13C4-PFHpA	367.2 > 321.8	5.31e3	9.34e3	0.105	0.576	4.18	3.89	7.11	117.3944	98.8
8	36	18O2-PFHxS	403.0 > 102.6	9.26e2	2.17e3	0.105	0.422	4.10	4.03	5.33	119.8953	100.9
9	37	13C2-6:2 FTS	429.1 > 408.9	2.42e3	6.78e3	0.105	0.308	4.63	4.35	4.47	137.7480	115.9
10	38	13C2-PFOA	414.9 > 369.7	7.79e3	6.78e3	0.105	1.220	4.52	4.40	14.4	111.8184	94.1
11	39	13C5-PFNA	468.2 > 422.9	6.55e3	8.90e3	0.105	0.914	5.10	4.83	9.20	95.6588	80.5
12	40	13C8-PFOSA	506.1 > 77.7	1.58e3	8.11e3	0.105	0.301	4.81	4.88	2.44	76.9998	64.8
13	41	13C8-PFOS	507.0 > 79.9	2.42e3	2.46e3	0.105	0.989	5.20	4.91	12.3	118.2551	99.5
14	42	13C2-PFDA	515.1 > 469.9	6.14e3	6.96e3	0.105	1.249	5.47	5.20	11.0	83.9731	70.7
15	43	13C2-8:2 FTS	529.1 > 508.7	1.49e3	9.34e3	0.105	0.147	5.44	5.17	1.99	128.4508	108.1
16	44	d3-N-MeFOSAA	573.3 > 419	2.08e3	8.11e3	0.105	0.336	5.60	5.34	3.21	90.7392	76.4
17	45	d5-N-EtFOSAA	589.3 > 419	2.35e3	8.11e3	0.105	0.417	5.60	5.50	3.62	82.6868	69.6
18	46	13C2-PFUdA	565 > 519.8	6.35e3	8.11e3	0.105	1.034	5.78	5.52	9.78	89.9323	75.7
19	47	13C2-PFDoA	615.0 > 569.7	4.26e3	8.11e3	0.105	0.722	6.05	5.80	6.56	86.3506	72.7
20	49	13C2-PFTeDA	714.8 > 669.6	5.30e3	8.11e3	0.105	0.627	6.46	6.24	8.17	123.7454	104.1
21	54	13C4-PFBA	217. > 171.8	6.33e3	6.33e3	0.105	1.000	1.80	1.53	12.5	118.8326	100.0
22	55	13C5-PFHxA	318 > 272.9	9.34e3	9.34e3	0.105	1.000	3.55	3.26	12.5	118.8326	100.0
23	56	13C3-PFHxS	401.9 > 79.9	2.17e3	2.17e3	0.105	1.000	4.30	4.03	12.5	118.8326	100.0
24	57	13C8-PFOA	421.3 > 376	6.78e3	6.78e3	0.105	1.000	4.68	4.40	12.5	118.8326	100.0
25	58	13C9-PFNA	472.2 > 426.9	8.90e3	8.90e3	0.105	1.000	5.10	4.83	12.5	118.8326	100.0
26	59	13C4-PFOS	503 > 79.9	2.46e3	2.46e3	0.105	1.000	5.20	4.91	12.5	118.8326	100.0
27	60	13C6-PFDA	519.1 > 473.7	6.96e3	6.96e3	0.105	1.000	5.47	5.20	12.5	118.8326	100.0
28	61	13C7-PFUdA	570.1 > 524.8	8.11e3	8.11e3	0.105	1.000	5.44	5.52	12.5	118.8326	100.0
29	62	Total PFHxS	398.9 > 79.6	8.30e3	9.26e2	0.105		4.20		112	583.8223	
30	63	Total PFOA	413 > 368.7	2.49e4	7.79e3	0.105		4.60		40.0	436.9722	
31	64	Total PFOS	499 > 79.9	3.07e3	2.42e3	0.105		5.10		15.8	164.7377	
32	65	Total N-MeFOSAA	570.1 > 419	3.31e3	2.08e3	0.105		5.50		19.9	114.3021	

MJT FOR GM1/5/2018

Dataset: U:\Q4.PRO\results\171222M2\171222M2-19.qld

Last Altered: Saturday, December 23, 2017 15:54:27 Pacific Standard Time
Printed: Friday, January 05, 2018 08:30:33 Pacific Standard Time

Name: 171222M2_19, Date: 22-Dec-2017, Time: 20:05:19, ID: B7K0143-MSD1 Matrix Spike Dup 0.1051, Description: Matrix Spike Dup

	#	Name	Trace	Area	IS Area	Wt./Vol.	RRF	Pred.RT	RT	y Axis Resp.	Conc.	%Rec
33	66	Total N-EtFOSAA	584.2 > 419	2.54e3	2.35e3	0.105		5.50		13.5	139.9930	

MJT FOR GM1/5/2018

Vista Analytical Laboratory

Rev'd: MM 1/5/18

Dataset: U:\Q4.PRO\results\171222M2\171222M2-19.qld

Last Altered: Saturday, December 23, 2017 15:54:27 Pacific Standard Time
Printed: Friday, January 05, 2018 08:30:33 Pacific Standard Time

Method: U:\Q4.PRO\MethDB\PFAS_FULL_80C_122017.mdb 23 Dec 2017 14:44:32
Calibration: U:\Q4.PRO\CurveDB\C18_VAL-PFAS_Q4_12-22-17_OLDISRS.cdb 23 Dec 2017 13:25:20

Name: 171222M2_19, Date: 22-Dec-2017, Time: 20:05:19, ID: B7K0143-MSD1 Matrix Spike Dup 0.1051, Description: Matrix Spike Dup

PFBS

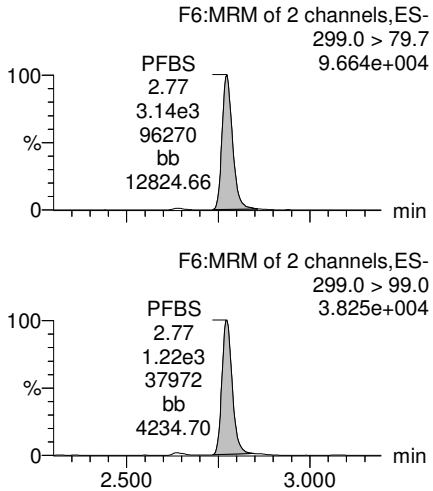

PFHxA

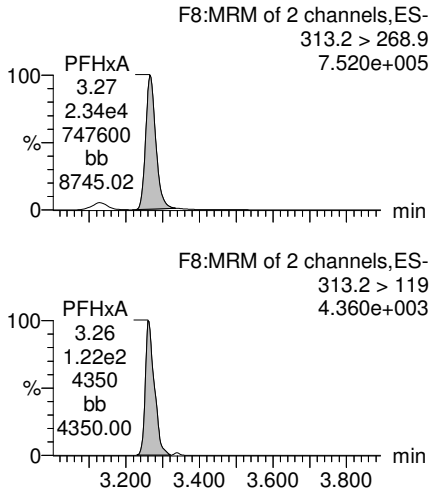

PFHpA

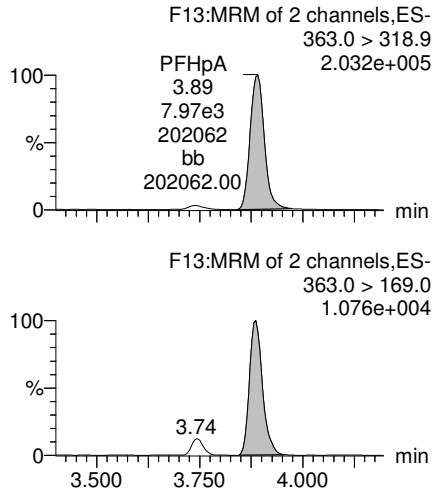

Total PFHxS

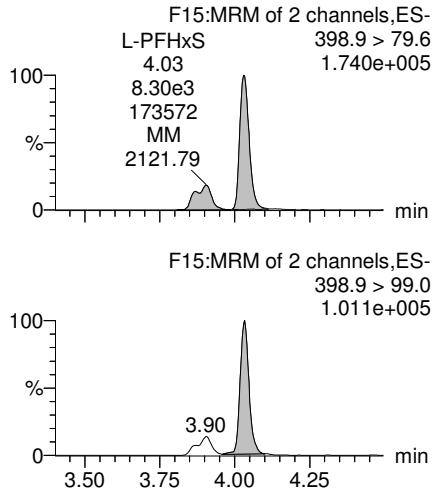

13C3-PFBS

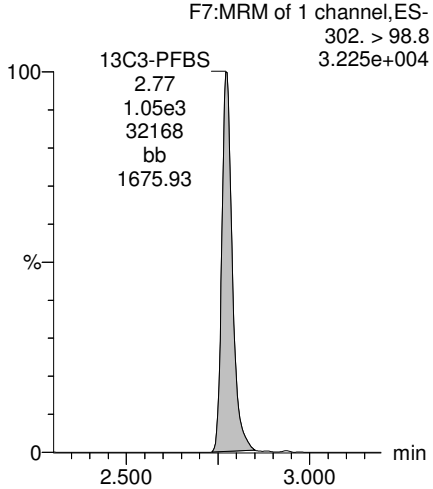

13C2-PFHxA

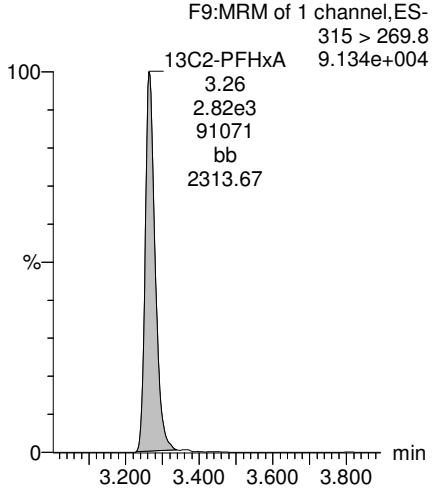

13C4-PFHpA

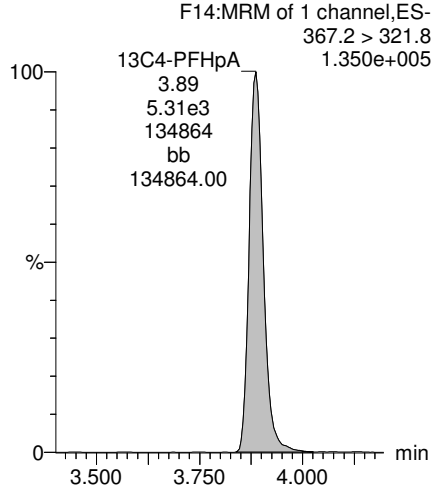

18O2-PFHxS

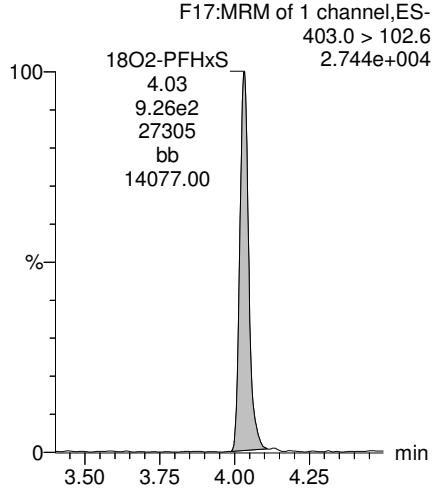

MJT FOR GM1/5/2018

Dataset: U:\Q4.PRO\results\171222M2\171222M2-19.qld

Last Altered: Saturday, December 23, 2017 15:54:27 Pacific Standard Time
Printed: Friday, January 05, 2018 08:30:33 Pacific Standard Time

Name: 171222M2_19, Date: 22-Dec-2017, Time: 20:05:19, ID: B7K0143-MSD1 Matrix Spike Dup 0.1051, Description: Matrix Spike Dup

Total PFOA

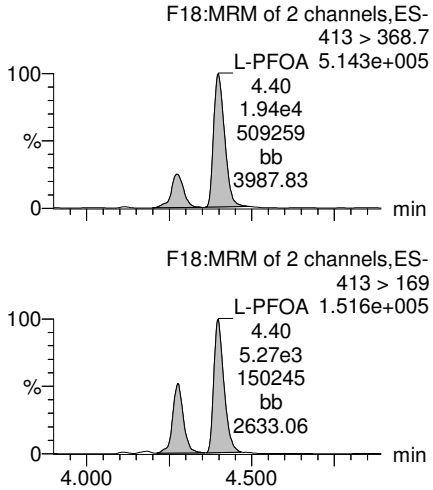

PFNA

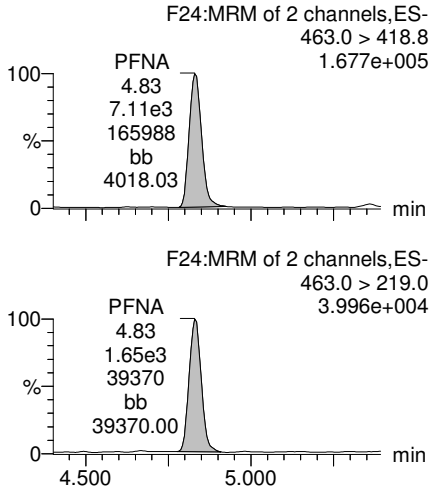

Total PFOS

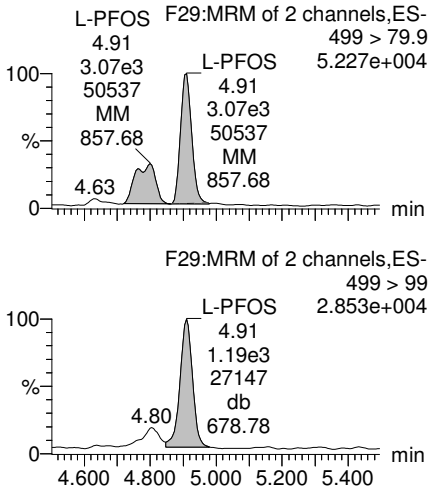

PFDA

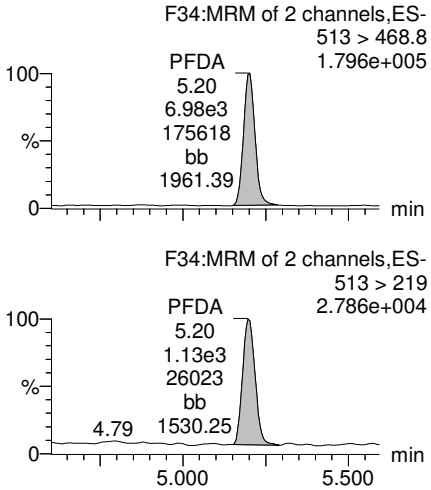

13C2-PFOA

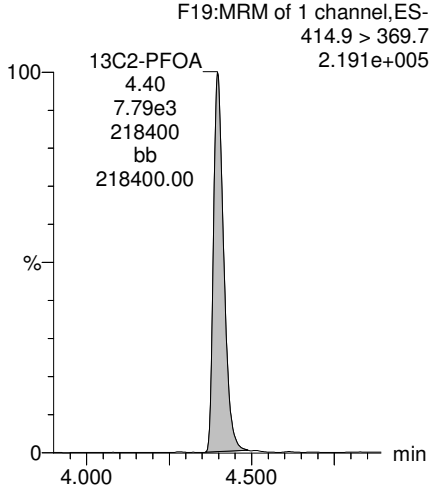

13C5-PFNA

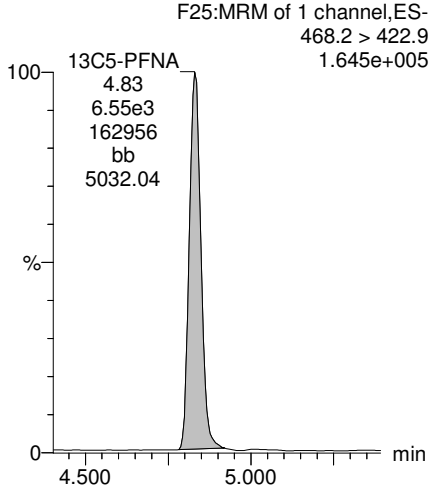

13C8-PFOS

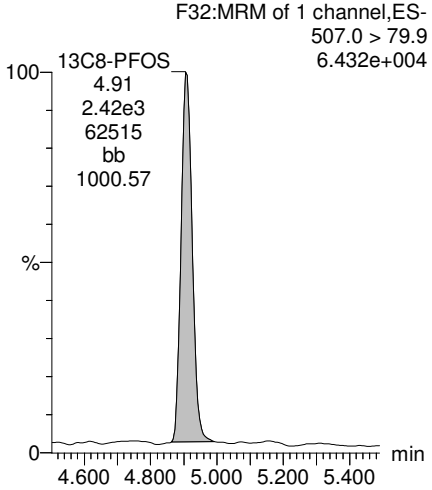

13C2-PFDA

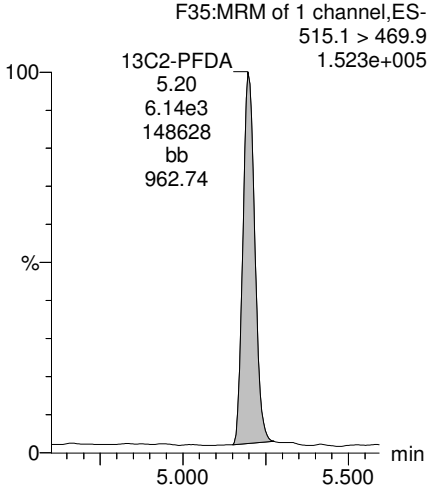

MJT FOR GM1/5/2018

Dataset: U:\Q4.PRO\results\171222M2\171222M2-19.qld

Last Altered: Saturday, December 23, 2017 15:54:27 Pacific Standard Time
Printed: Friday, January 05, 2018 08:30:33 Pacific Standard Time

Name: 171222M2_19, Date: 22-Dec-2017, Time: 20:05:19, ID: B7K0143-MSD1 Matrix Spike Dup 0.1051, Description: Matrix Spike Dup

PFUdA

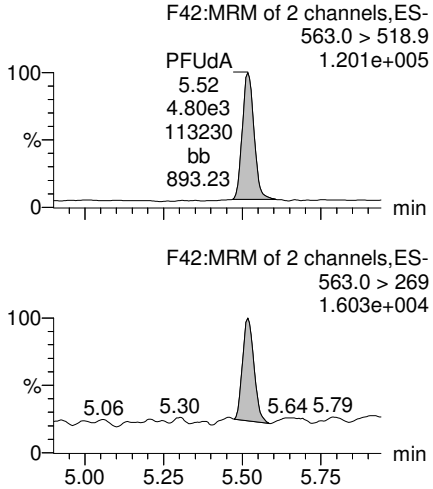

N-MeFOSAA

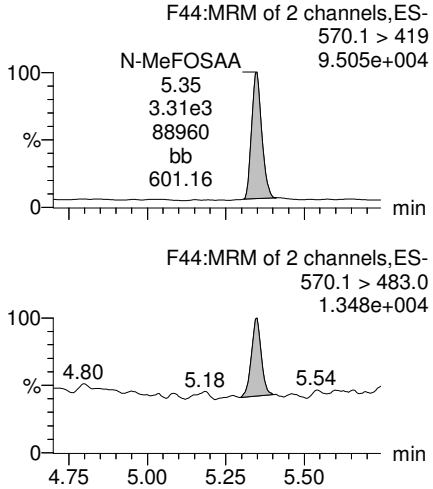

N-EtFOSAA

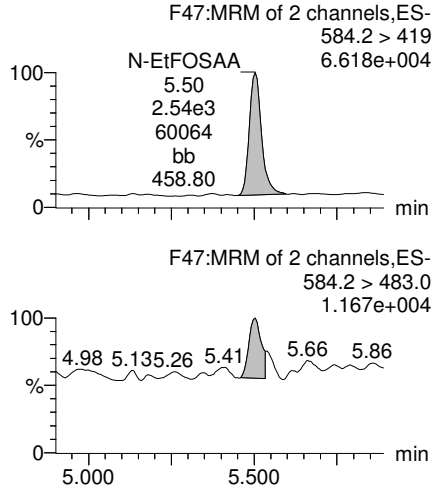

PFDoA

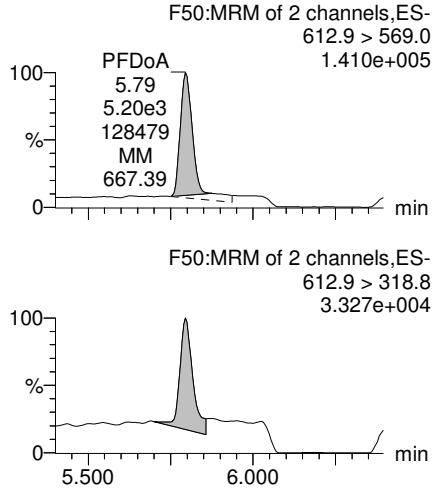

13C2-PFUdA

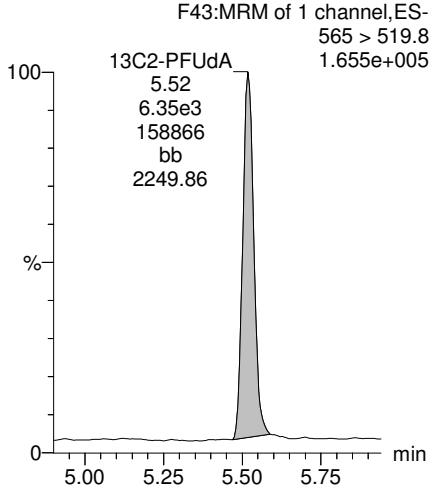

d3-N-MeFOSAA

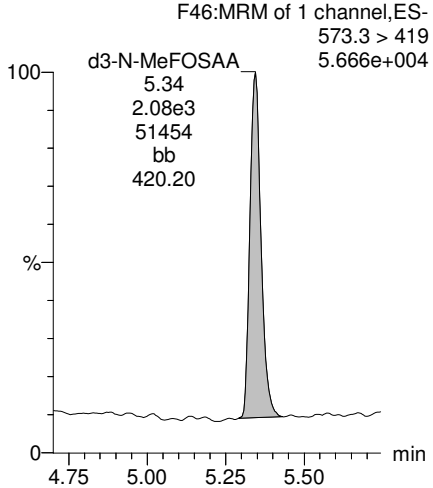

d5-N-EtFOSAA

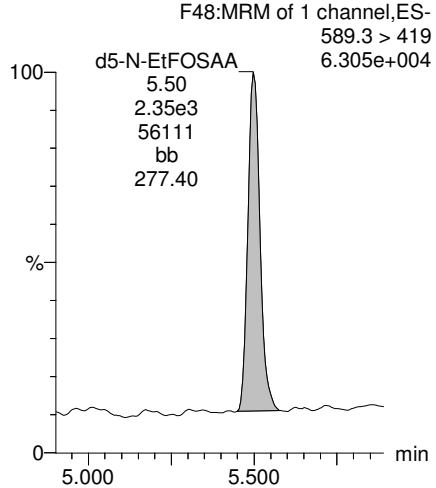

13C2-PFDoA

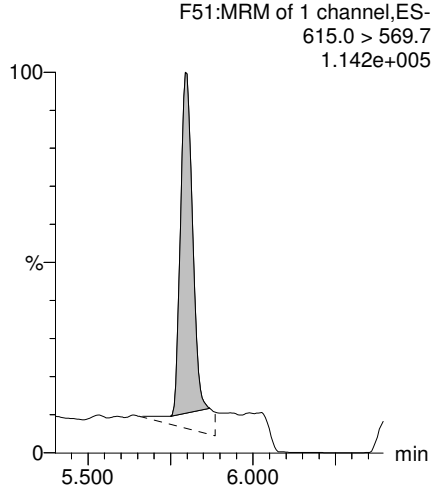

MJT FOR GM1/5/2018

Dataset: U:\Q4.PRO\results\171222M2\171222M2-19.qld

Last Altered: Saturday, December 23, 2017 15:54:27 Pacific Standard Time
Printed: Friday, January 05, 2018 08:30:33 Pacific Standard Time

Name: 171222M2_19, Date: 22-Dec-2017, Time: 20:05:19, ID: B7K0143-MSD1 Matrix Spike Dup 0.1051, Description: Matrix Spike Dup

PFTrDA

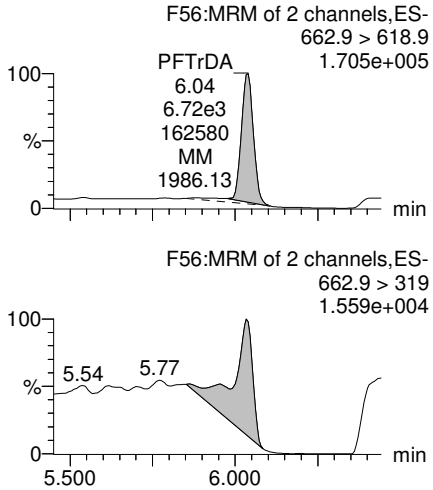

PFTeDA

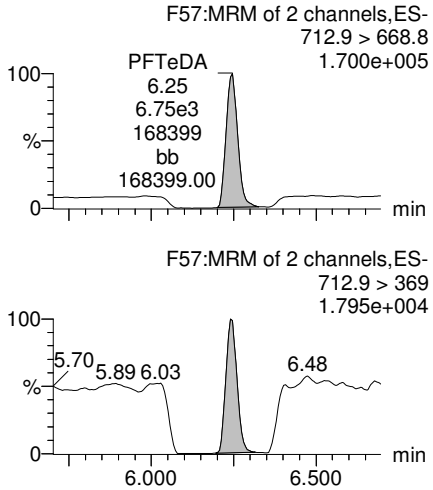

TCDA

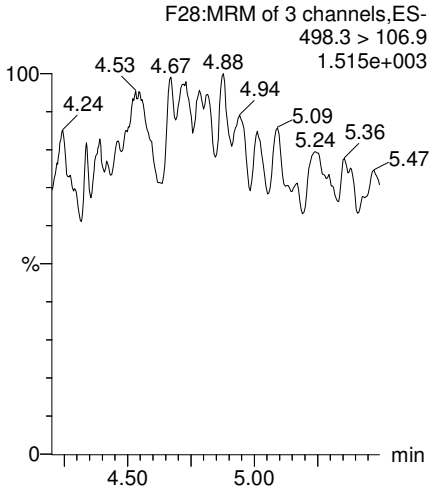

13C5-PFHxA

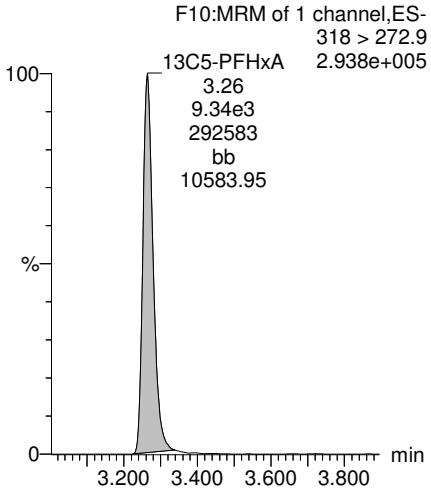

13C2-PFDoA

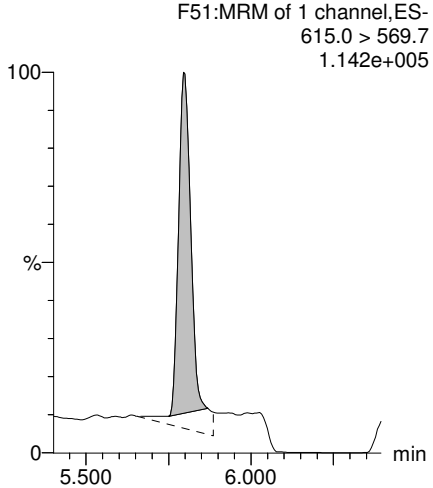

13C2-PFTeDA

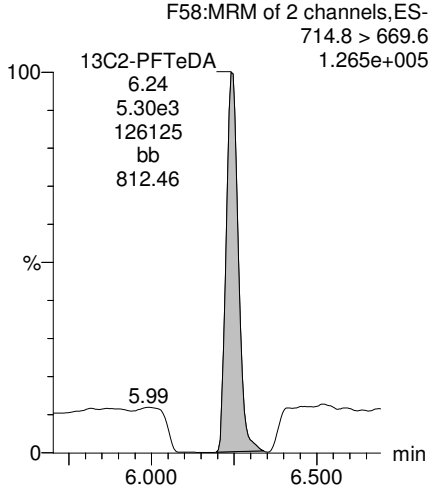

13C8-PFOS

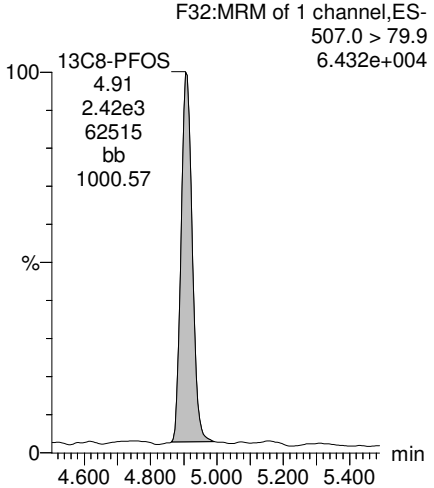

13C8-PFOA

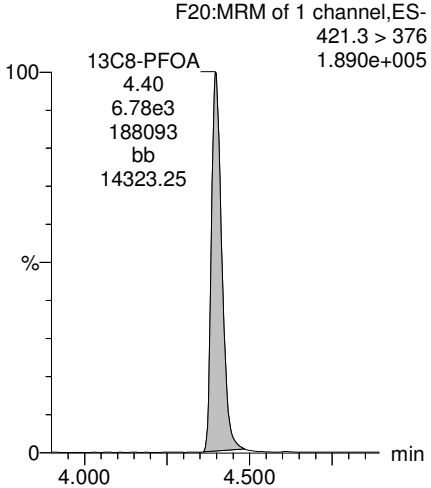

MJT FOR GM1/5/2018

Dataset: U:\Q4.PRO\results\171222M2\171222M2-19.qld

Last Altered: Saturday, December 23, 2017 15:54:27 Pacific Standard Time
Printed: Friday, January 05, 2018 08:30:33 Pacific Standard Time

Name: 171222M2_19, Date: 22-Dec-2017, Time: 20:05:19, ID: B7K0143-MSD1 Matrix Spike Dup 0.1051, Description: Matrix Spike Dup

13C3-PFHxS

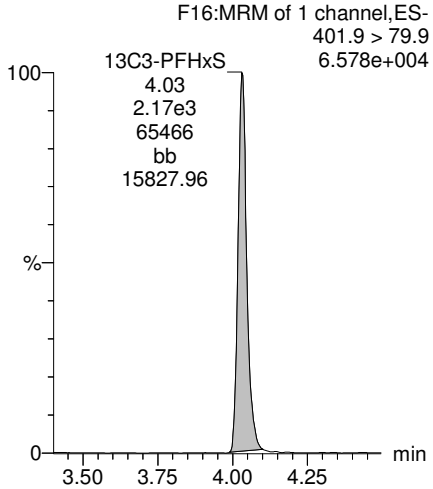

13C9-PFNA

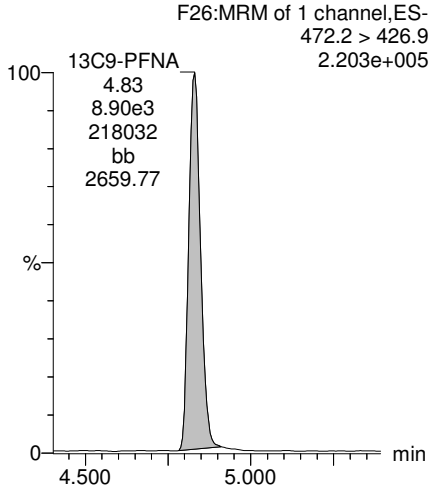

13C4-PFOS

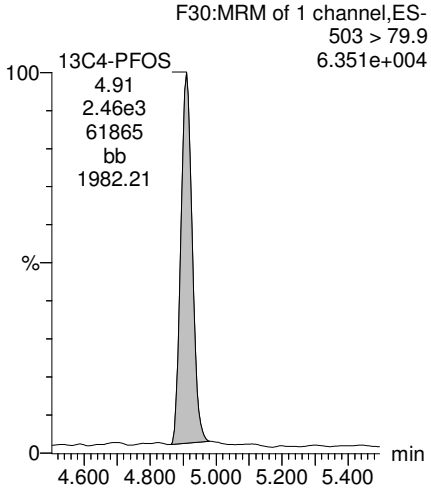

13C6-PFDA

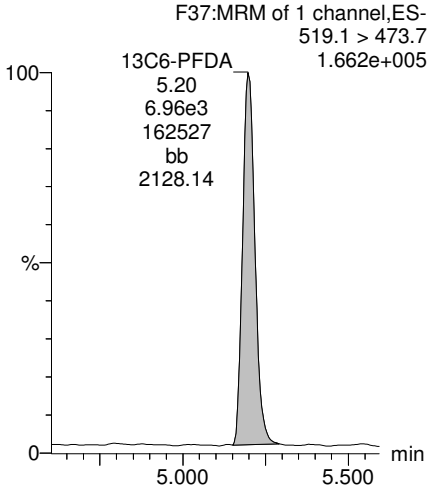

13C7-PFUdA

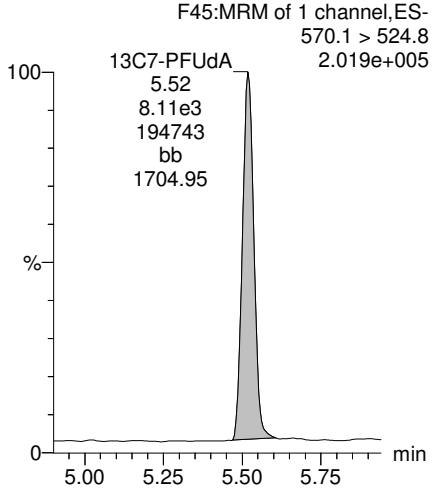

MJT FOR GM1/5/2018

Vista Analytical Laboratory

Rev'd: MM 1/4/18

Dataset: U:\Q4.PRO\results\171222M2\171222M2-29.qld

Last Altered: Thursday, January 04, 2018 11:56:44 Pacific Standard Time
Printed: Thursday, January 04, 2018 11:57:20 Pacific Standard Time

Method: U:\Q4.PRO\MethDB\PFAS_FULL_80C_122017.mdb 23 Dec 2017 14:44:32
Calibration: U:\Q4.PRO\CurveDB\C18_VAL-PFAS_Q4_12-22-17_OLDISRS.cdb 23 Dec 2017 13:25:20

Name: 171222M2_29, Date: 22-Dec-2017, Time: 21:57:14, ID: 1701715-11 I001MW43D-171115 0.11593, Description: I001MW43D-171115

	#	Name	Trace	Area	IS Area	Wt./Vol.	RRF	Pred.RT	RT	y Axis Resp.	Conc.	%Rec
1	3	PFBS	299.0 > 79.7	6.26e1	1.01e3	0.116		3.05	2.77	0.773	3.0844	
2	4	PFHxA	313.2 > 268.9	3.14e2	2.17e3	0.116		3.55	3.26	0.725	3.5278	
3	5	PFHpA	363.0 > 318.9	7.85e1	4.60e3	0.116		4.18	3.88	0.213	0.4525	
4	6	L-PFHxS	398.9 > 79.6	1.33e2	8.69e2	0.116		4.10	4.03	1.92	5.9751	
5	9	L-PFOA	413 > 368.7	6.32e2	6.06e3	0.116		4.52	4.40	1.30	8.1178	
6	12	PFNA	463.0 > 418.8		4.98e3	0.116		5.10				
7	14	L-PFOS	499 > 79.9		2.48e3	0.116		4.96				
8	16	PFDA	513 > 468.8		5.33e3	0.116		5.47				
9	18	N-MeFOSAA	570.1 > 419		2.67e3	0.116		5.60				
10	19	N-EtFOSAA	584.2 > 419		3.19e3	0.116		5.76				
11	20	PFUdA	563.0 > 518.9		5.14e3	0.116		5.78				
12	22	PFDoA	612.9 > 569.0		3.78e3	0.116		6.06				

AC 1/4/2018

Vista Analytical Laboratory

Rev'd: MM 1/4/18

Dataset: U:\Q4.PRO\results\171222M2\171222M2-29.qld

Last Altered: Thursday, January 04, 2018 11:56:44 Pacific Standard Time
Printed: Thursday, January 04, 2018 11:58:00 Pacific Standard Time

Method: U:\Q4.PRO\MethDB\PFAS_FULL_80C_122017.mdb 23 Dec 2017 14:44:32
Calibration: U:\Q4.PRO\CurveDB\C18_VAL-PFAS_Q4_12-22-17_OLDISRS.cdb 23 Dec 2017 13:25:20

Name: 171222M2_29, Date: 22-Dec-2017, Time: 21:57:14, ID: 1701715-11 I001MW43D-171115 0.11593, Description: I001MW43D-171115

	#	Name	Trace	Area	IS Area	Wt./Vol.	RRF	Pred.RT	RT	y Axis Resp.	Conc.	%Rec
1	24	PFTrDA	662.9 > 618.9		3.78e3	0.116		6.25				
2	25	PFTeDA	712.9 > 668.8		3.60e3	0.116		6.46				
3	33	13C3-PFBS	302. > 98.8	1.01e3	8.20e3	0.116	0.104	3.05	2.76	1.54	128.4101	119.1
4	34	13C2-PFHxA	315 > 269.8	2.17e3	8.20e3	0.116	0.728	3.55	3.26	3.30	39.1824	90.8
5	35	13C4-PFHpA	367.2 > 321.8	4.60e3	8.20e3	0.116	0.576	4.18	3.88	7.01	105.1024	97.5
6	36	18O2-PFHxS	403.0 > 102.6	8.69e2	2.05e3	0.116	0.422	4.10	4.03	5.29	108.0649	100.2
7	37	13C2-6:2 FTS	429.1 > 408.9	2.51e3	5.87e3	0.116	0.308	4.63	4.34	5.35	149.8190	138.9
8	38	13C2-PFOA	414.9 > 369.7	6.06e3	5.87e3	0.116	1.220	4.52	4.40	12.9	91.2172	84.6
9	39	13C5-PFNA	468.2 > 422.9	4.98e3	6.43e3	0.116	0.914	5.10	4.82	9.69	91.4162	84.8
10	40	13C8-PFOSA	506.1 > 77.7	2.03e3	6.37e3	0.116	0.301	4.81	4.88	3.99	114.2687	106.0
11	41	13C8-PFOS	507.0 > 79.9	2.48e3	2.63e3	0.116	0.989	5.20	4.91	11.8	102.6571	95.2
12	42	13C2-PFDA	515.1 > 469.9	5.33e3	4.54e3	0.116	1.249	5.47	5.20	14.7	101.4350	94.1
13	43	13C2-8:2 FTS	529.1 > 508.7	1.33e3	8.20e3	0.116	0.147	5.44	5.17	2.03	118.9955	110.4
14	44	d3-N-MeFOSAA	573.3 > 419	2.67e3	6.37e3	0.116	0.336	5.60	5.34	5.24	134.5570	124.8
15	45	d5-N-EtFOSAA	589.3 > 419	3.19e3	6.37e3	0.116	0.417	5.60	5.49	6.26	129.6584	120.3
16	46	13C2-PFUdA	565 > 519.8	5.14e3	6.37e3	0.116	1.034	5.78	5.51	10.1	84.2516	78.1
17	47	13C2-PFDoA	615.0 > 569.7	3.78e3	6.37e3	0.116	0.722	6.05	5.79	7.41	88.6072	82.2
18	49	13C2-PFTeDA	714.8 > 669.6	3.60e3	6.37e3	0.116	0.627	6.46	6.24	7.08	97.3154	90.3
19	55	13C5-PFHxA	318 > 272.9	8.20e3	8.20e3	0.116	1.000	3.55	3.26	12.5	107.8237	100.0
20	56	13C3-PFHxS	401.9 > 79.9	2.05e3	2.05e3	0.116	1.000	4.30	4.03	12.5	107.8237	100.0
21	57	13C8-PFOA	421.3 > 376	5.87e3	5.87e3	0.116	1.000	4.68	4.40	12.5	107.8237	100.0
22	58	13C9-PFNA	472.2 > 426.9	6.43e3	6.43e3	0.116	1.000	5.10	4.82	12.5	107.8237	100.0
23	59	13C4-PFOS	503 > 79.9	2.63e3	2.63e3	0.116	1.000	5.20	4.91	12.5	107.8237	100.0
24	60	13C6-PFDA	519.1 > 473.7	4.54e3	4.54e3	0.116	1.000	5.47	5.20	12.5	107.8237	100.0
25	61	13C7-PFUdA	570.1 > 524.8	6.37e3	6.37e3	0.116	1.000	5.44	5.51	12.5	107.8237	100.0
26	62	Total PFHxS	398.9 > 79.6	1.33e2	8.69e2	0.116		4.20		1.92	5.9751	
27	63	Total PFOA	413 > 368.7	7.33e2	6.06e3	0.116		4.60		1.30	8.1178	
28	64	Total PFOS	499 > 79.9	0.00e0	2.48e3	0.116		5.10		0.000		
29	65	Total N-MeFOSAA	570.1 > 419	0.00e0	2.67e3	0.116		5.50		0.000		
30	66	Total N-EtFOSAA	584.2 > 419	0.00e0	3.19e3	0.116		5.50		0.000		

AC 1/4/2018

Vista Analytical Laboratory

Rev'd: MM 1/4/18

Dataset: U:\Q4.PRO\results\171222M2\171222M2-29.qld

Last Altered: Thursday, January 04, 2018 11:56:44 Pacific Standard Time
Printed: Thursday, January 04, 2018 11:58:00 Pacific Standard Time

Method: U:\Q4.PRO\MethDB\PFAS_FULL_80C_122017.mdb 23 Dec 2017 14:44:32
Calibration: U:\Q4.PRO\CurveDB\C18_VAL-PFAS_Q4_12-22-17_OLDISRS.cdb 23 Dec 2017 13:25:20

Name: 171222M2_29, Date: 22-Dec-2017, Time: 21:57:14, ID: 1701715-11 I001MW43D-171115 0.11593, Description: I001MW43D-171115

PFBS

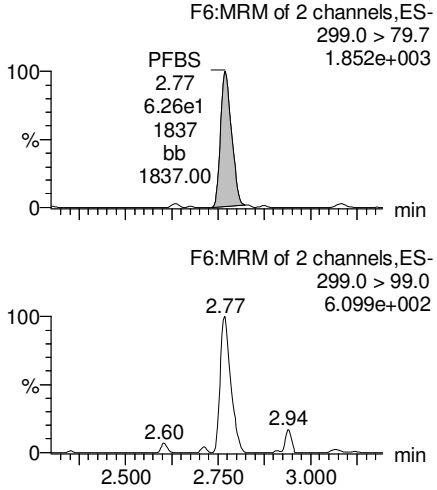

PFHxA

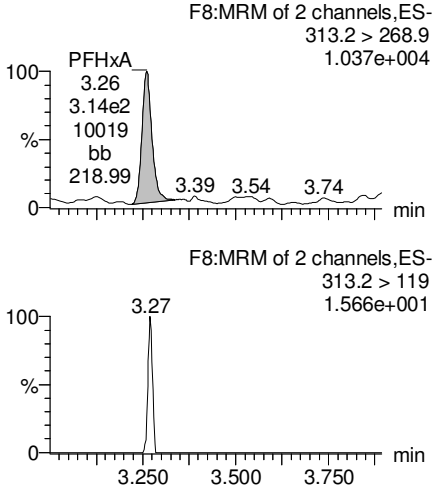

PFHpA

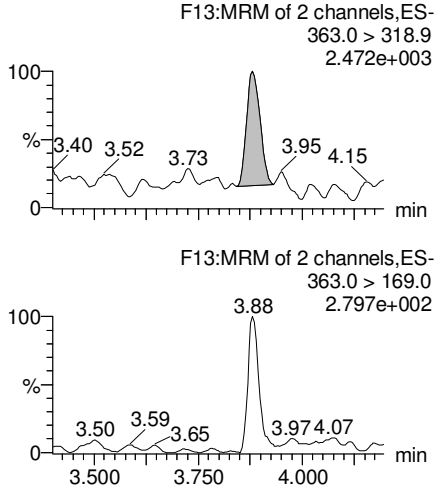

Total PFHxS

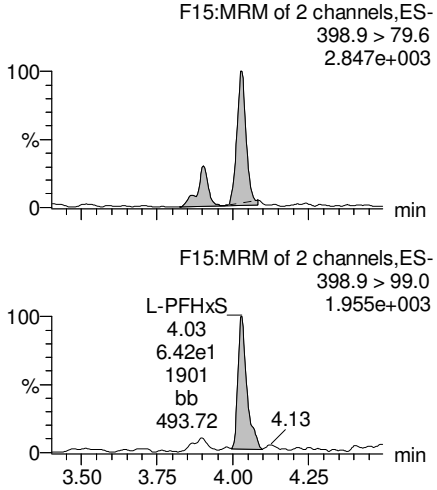

13C3-PFBS

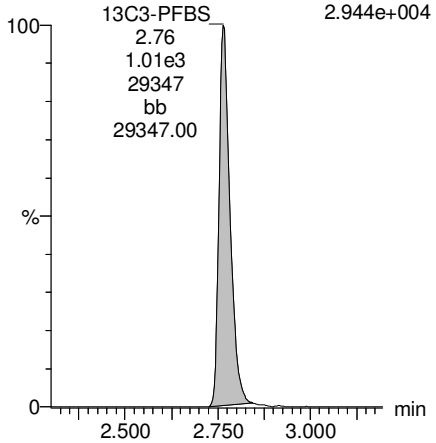

13C2-PFHxA

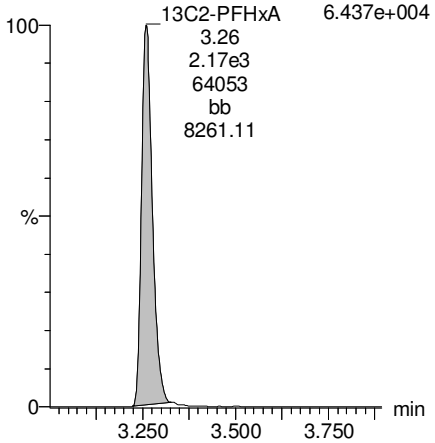

13C4-PFHpA

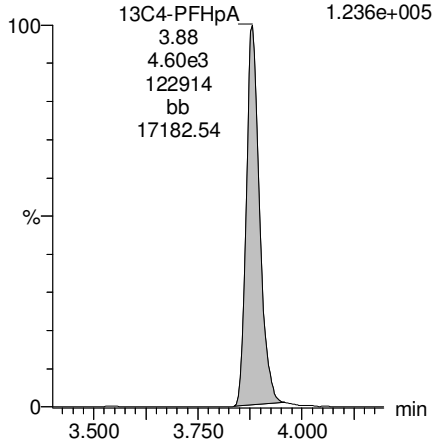

18O2-PFHxS

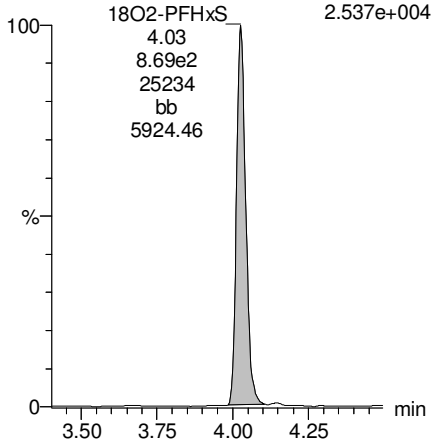

AC 1/4/2018

Dataset: U:\Q4.PRO\results\171222M2\171222M2-29.qld

Last Altered: Thursday, January 04, 2018 11:56:44 Pacific Standard Time
Printed: Thursday, January 04, 2018 11:58:00 Pacific Standard Time

Name: 171222M2_29, Date: 22-Dec-2017, Time: 21:57:14, ID: 1701715-11 I001MW43D-171115 0.11593, Description: I001MW43D-171115

Total PFOA

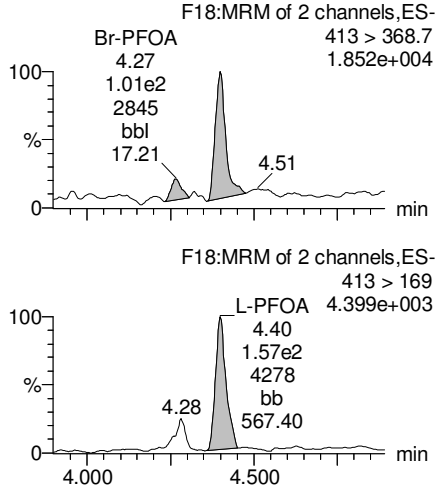

PFNA

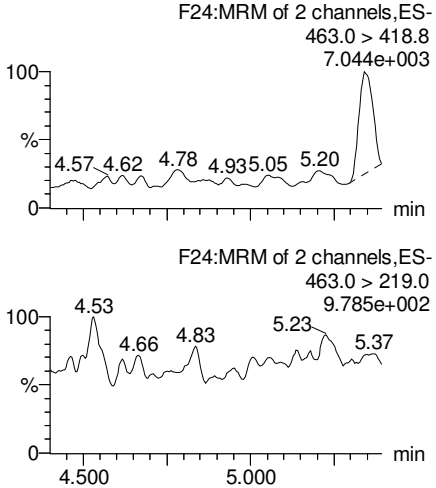

Total PFOS

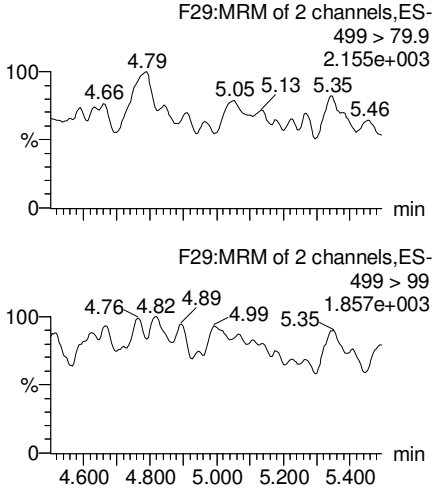

PFDA

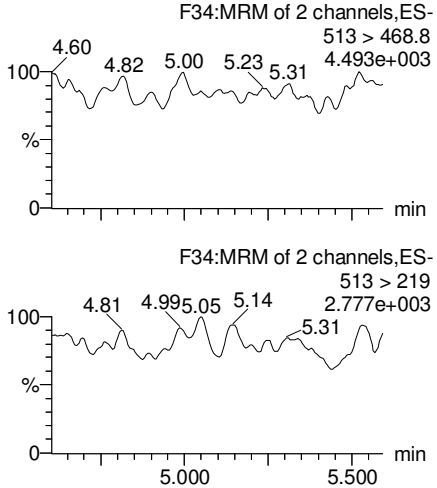

13C2-PFOA

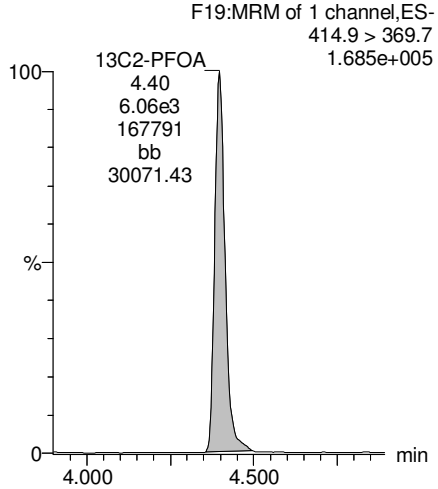

13C5-PFNA

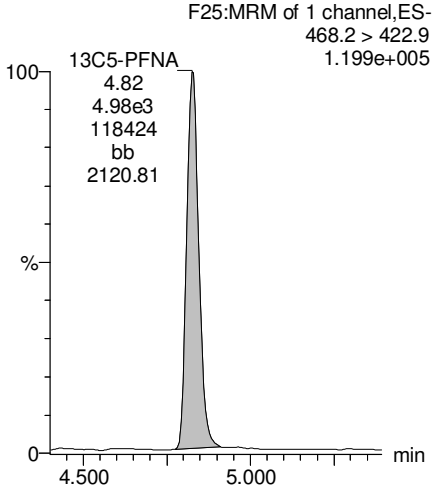

13C8-PFOS

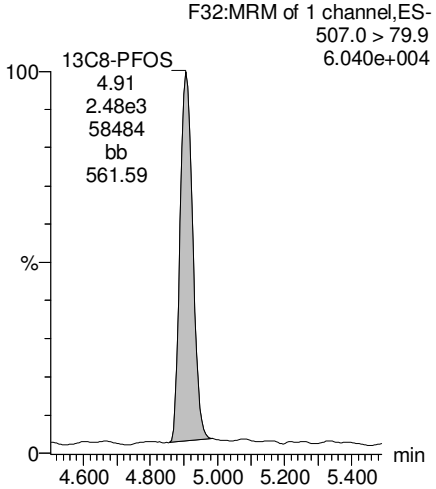

13C2-PFDA

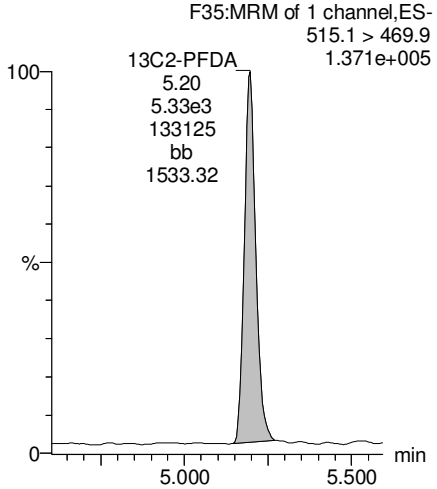

AC 1/4/2018

Rev'd: MM 1/4/18

Dataset: U:\Q4.PRO\results\171222M2\171222M2-29.qld

Last Altered: Thursday, January 04, 2018 11:56:44 Pacific Standard Time
Printed: Thursday, January 04, 2018 11:58:00 Pacific Standard Time

Name: 171222M2_29, Date: 22-Dec-2017, Time: 21:57:14, ID: 1701715-11 I001MW43D-171115 0.11593, Description: I001MW43D-171115

PFUdA

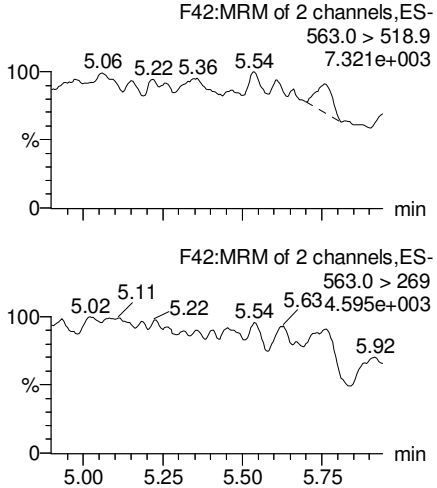

N-MeFOSAA

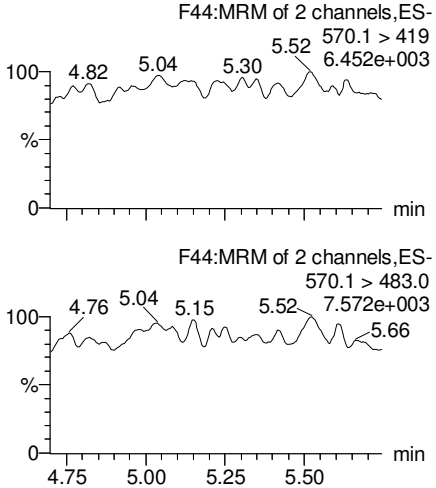

N-EtFOSAA

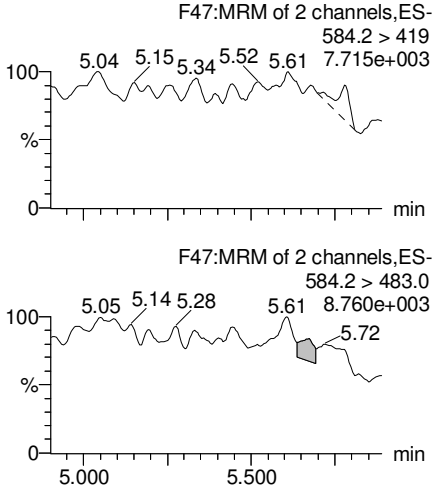

PFDoA

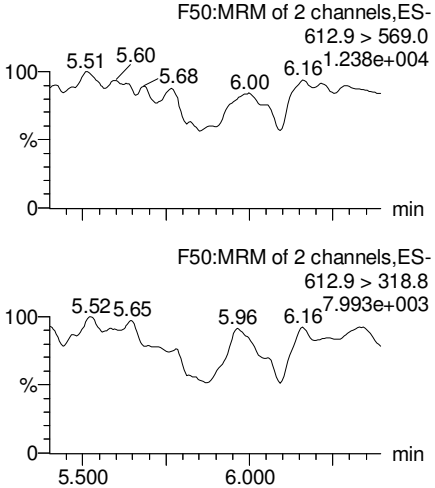

13C2-PFUdA

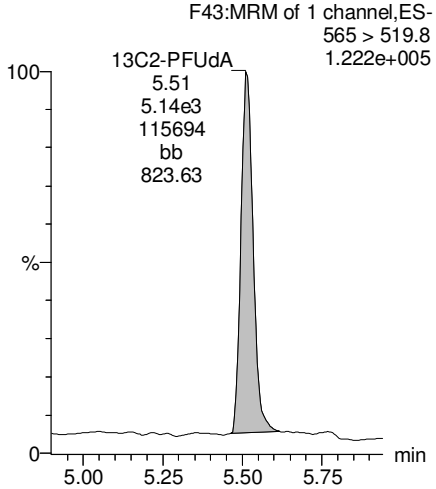

d3-N-MeFOSAA

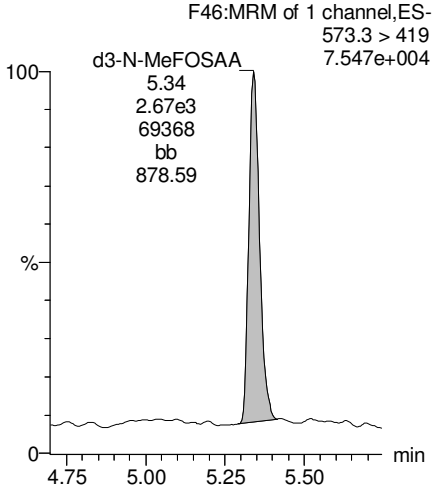

d5-N-EtFOSAA

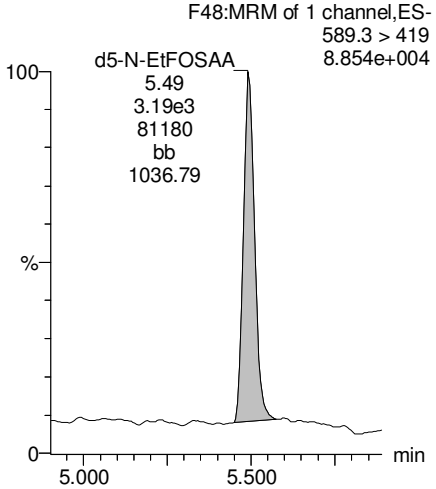

13C2-PFDoA

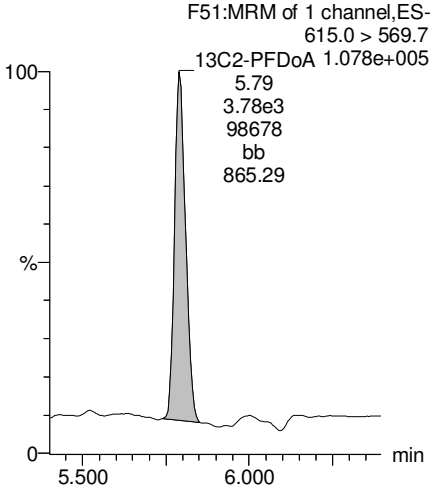

AC 1/4/2018

Vista Analytical Laboratory

Rev'd: MM 1/4/18

Dataset: U:\Q4.PRO\results\171222M2\171222M2-29.qld

Last Altered: Thursday, January 04, 2018 11:56:44 Pacific Standard Time
Printed: Thursday, January 04, 2018 11:58:00 Pacific Standard Time

Name: 171222M2_29, Date: 22-Dec-2017, Time: 21:57:14, ID: 1701715-11 I001MW43D-171115 0.11593, Description: I001MW43D-171115

PFTrDA

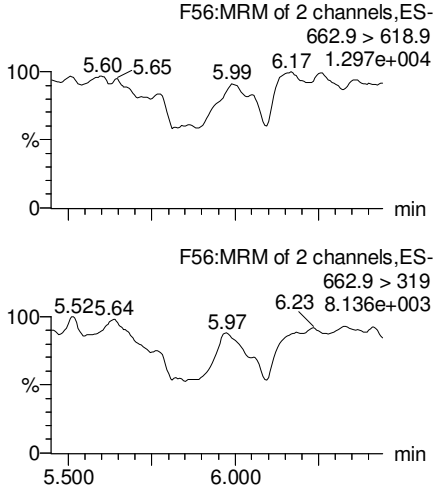

PFTeDA

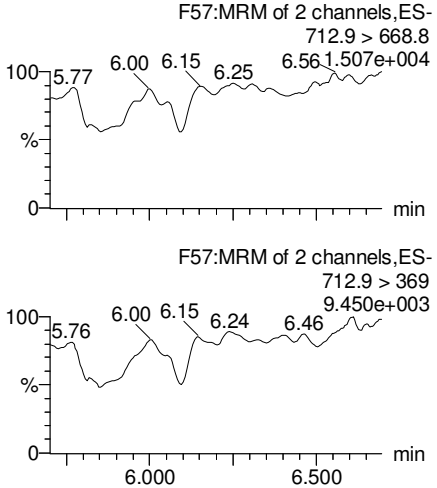

TCDA

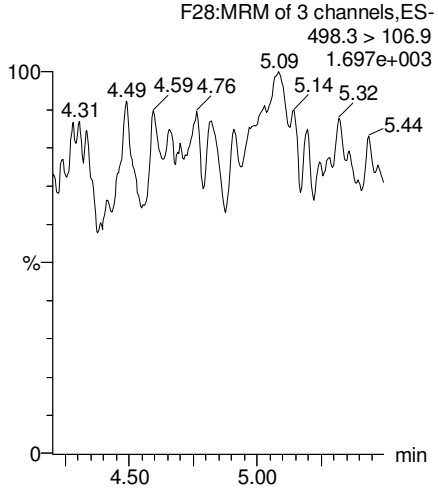

13C5-PFHxA

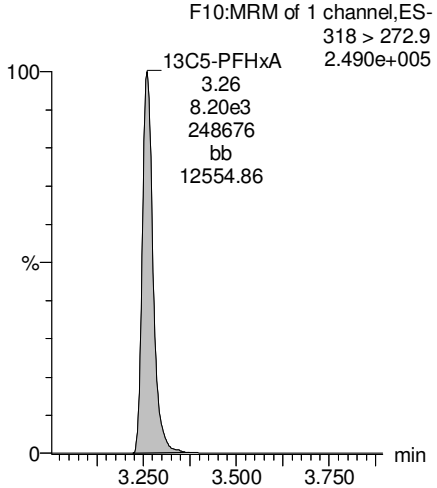

13C2-PFDoA

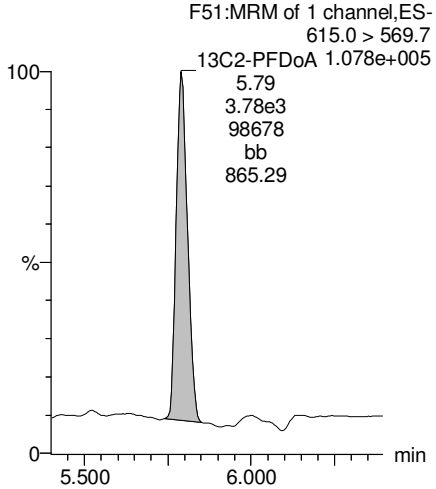

13C2-PFTeDA

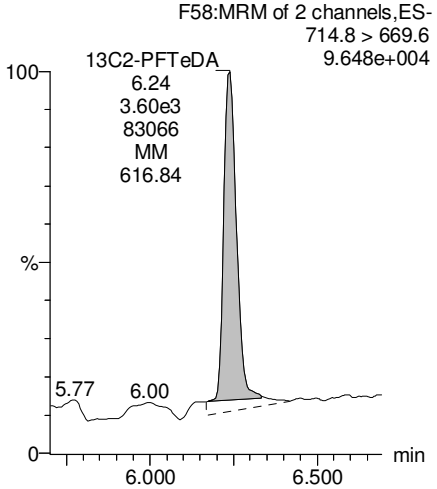

13C8-PFOS

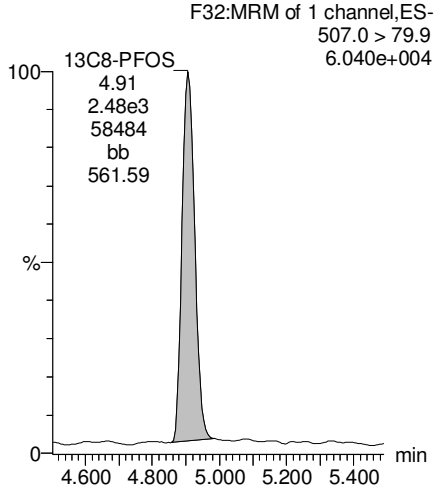

13C8-PFOA

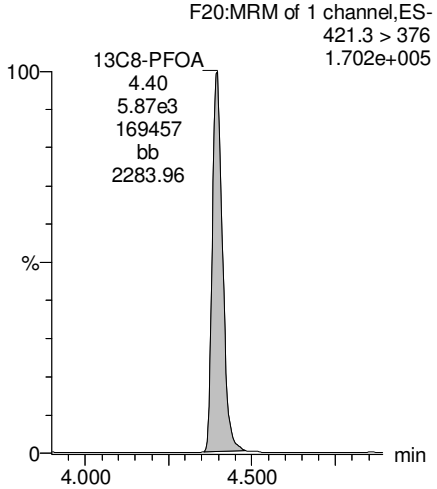

AC 1/4/2018

Dataset: U:\Q4.PRO\results\171222M2\171222M2-29.qld

Last Altered: Thursday, January 04, 2018 11:56:44 Pacific Standard Time
Printed: Thursday, January 04, 2018 11:58:00 Pacific Standard Time

Name: 171222M2_29, Date: 22-Dec-2017, Time: 21:57:14, ID: 1701715-11 I001MW43D-171115 0.11593, Description: I001MW43D-171115

13C3-PFHxS

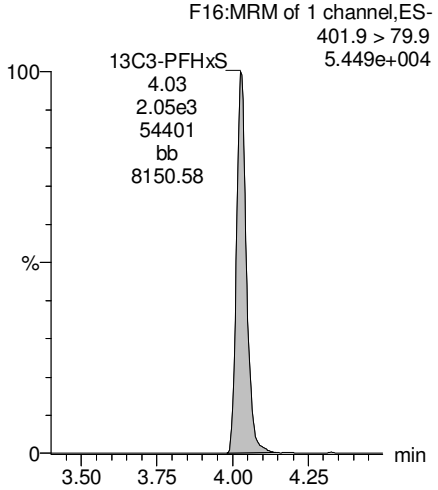

13C9-PFNA

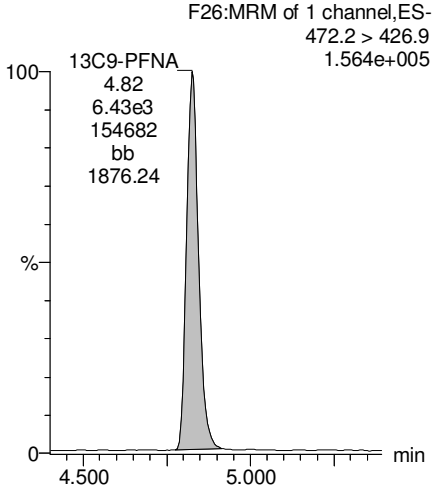

13C4-PFOS

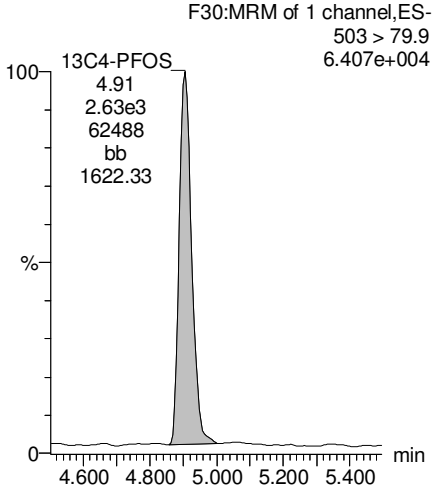

13C6-PFDA

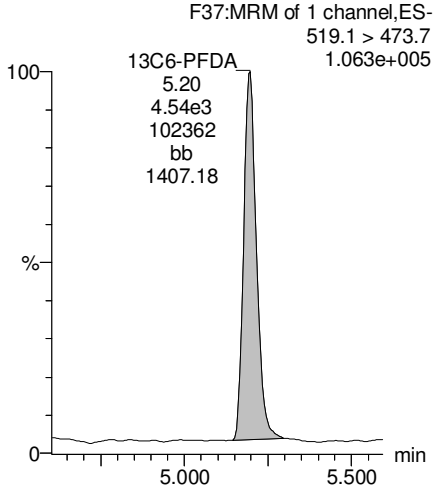

13C7-PFUdA

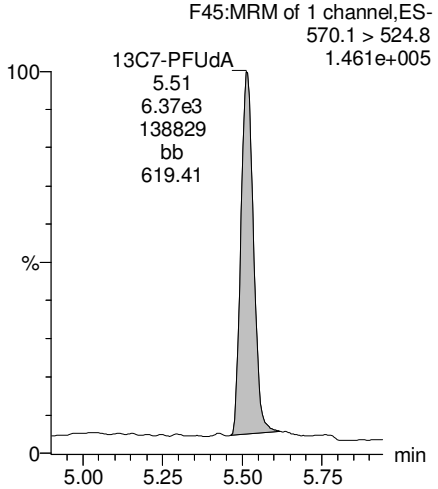

AC 1/4/2018

Vista Analytical Laboratory

Rev'd: MM 1/4/18

Dataset: U:\Q4.PRO\results\171222M2\171222M2-30.qld

Last Altered: Thursday, January 04, 2018 12:01:53 Pacific Standard Time
Printed: Thursday, January 04, 2018 12:02:22 Pacific Standard Time

Method: U:\Q4.PRO\MethDB\PFAS_FULL_80C_122017.mdb 23 Dec 2017 14:44:32
Calibration: U:\Q4.PRO\CurveDB\C18_VAL-PFAS_Q4_12-22-17_OLDISRS.cdb 23 Dec 2017 13:25:20

Name: 171222M2_30, Date: 22-Dec-2017, Time: 22:08:31, ID: 1701715-12 I001BC47S-171115 0.10807, Description: I001BC47S-171115

	#	Name	Trace	Area	IS Area	Wt./Vol.	RRF	Pred.RT	RT	y Axis Resp.	Conc.	%Rec
1	3	PFBS	299.0 > 79.7	5.66e2	9.08e2	0.108		3.05	2.77	7.80	35.3333	
2	4	PFHxA	313.2 > 268.9	6.37e3	2.08e3	0.108		3.55	3.26	15.4	104.5662	
3	5	PFHpA	363.0 > 318.9	1.73e3	3.71e3	0.108		4.18	3.88	5.83	39.1248	
4	6	L-PFHxS	398.9 > 79.6	3.10e3	9.65e2	0.108		4.10	4.03	40.1	207.4193	
5	9	L-PFOA	413 > 368.7	1.10e4	5.39e3	0.108		4.52	4.39	25.5	272.9921	
6	12	PFNA	463.0 > 418.8	2.83e2	5.55e3	0.108		5.10	4.82	0.636	3.7157	
7	14	L-PFOS	499 > 79.9	7.51e2	2.30e3	0.108		4.91	4.76	4.07	39.1009	
8	16	PFDA	513 > 468.8		4.70e3	0.108		5.47				
9	18	N-MeFOSAA	570.1 > 419		2.48e3	0.108		5.60				
10	19	N-EtFOSAA	584.2 > 419		2.74e3	0.108		5.76				
11	20	PFUdA	563.0 > 518.9		5.19e3	0.108		5.78				
12	22	PFDoA	612.9 > 569.0		4.03e3	0.108		6.06				

AC 1/4/2018

Vista Analytical Laboratory

Rev'd: MM 1/4/18

Dataset: U:\Q4.PRO\results\171222M2\171222M2-30.qld

Last Altered: Thursday, January 04, 2018 12:01:53 Pacific Standard Time
Printed: Thursday, January 04, 2018 12:03:47 Pacific Standard Time

Method: U:\Q4.PRO\MethDB\PFAS_FULL_80C_122017.mdb 23 Dec 2017 14:44:32
Calibration: U:\Q4.PRO\CurveDB\C18_VAL-PFAS_Q4_12-22-17_OLDISRS.cdb 23 Dec 2017 13:25:20

Name: 171222M2_30, Date: 22-Dec-2017, Time: 22:08:31, ID: 1701715-12 I001BC47S-171115 0.10807, Description: I001BC47S-171115

	#	Name	Trace	Area	IS Area	Wt./Vol.	RRF	Pred.RT	RT	y Axis Resp.	Conc.	%Rec
1	24	PFTrDA	662.9 > 618.9		4.03e3	0.108		6.25				
2	25	PFTeDA	712.9 > 668.8		4.26e3	0.108		6.46				
3	33	13C3-PFBS	302. > 98.8	9.08e2	7.09e3	0.108	0.104	3.05	2.77	1.60	142.7412	123.4
4	34	13C2-PFHxA	315 > 269.8	2.08e3	7.09e3	0.108	0.728	3.55	3.26	3.66	46.5343	100.6
5	35	13C4-PFHpA	367.2 > 321.8	3.71e3	7.09e3	0.108	0.576	4.18	3.88	6.55	105.2198	91.0
6	36	18O2-PFHxS	403.0 > 102.6	9.65e2	2.13e3	0.108	0.422	4.10	4.03	5.67	124.2815	107.4
7	37	13C2-6:2 FTS	429.1 > 408.9	1.96e3	5.38e3	0.108	0.308	4.63	4.34	4.55	136.7201	118.2
8	38	13C2-PFOA	414.9 > 369.7	5.39e3	5.38e3	0.108	1.220	4.52	4.39	12.5	94.8708	82.0
9	39	13C5-PFNA	468.2 > 422.9	5.55e3	5.73e3	0.108	0.914	5.10	4.82	12.1	122.5887	106.0
10	40	13C8-PFOSA	506.1 > 77.7	1.58e3	6.33e3	0.108	0.301	4.81	4.88	3.12	95.8703	82.9
11	41	13C8-PFOS	507.0 > 79.9	2.30e3	2.29e3	0.108	0.989	5.20	4.91	12.6	117.5767	101.7
12	42	13C2-PFDA	515.1 > 469.9	4.70e3	5.67e3	0.108	1.249	5.47	5.19	10.4	76.8242	66.4
13	43	13C2-8:2 FTS	529.1 > 508.7	1.08e3	7.09e3	0.108	0.147	5.44	5.17	1.91	119.5422	103.4
14	44	d3-N-MeFOSAA	573.3 > 419	2.48e3	6.33e3	0.108	0.336	5.60	5.34	4.89	134.6743	116.4
15	45	d5-N-EtFOSAA	589.3 > 419	2.74e3	6.33e3	0.108	0.417	5.60	5.49	5.41	120.2250	103.9
16	46	13C2-PFUdA	565 > 519.8	5.19e3	6.33e3	0.108	1.034	5.78	5.51	10.2	91.6952	79.3
17	47	13C2-PFDoA	615.0 > 569.7	4.03e3	6.33e3	0.108	0.722	6.05	5.79	7.96	102.0119	88.2
18	49	13C2-PFTeDA	714.8 > 669.6	4.26e3	6.33e3	0.108	0.627	6.46	6.24	8.41	124.0616	107.3
19	55	13C5-PFHxA	318 > 272.9	7.09e3	7.09e3	0.108	1.000	3.55	3.26	12.5	115.6658	100.0
20	56	13C3-PFHxS	401.9 > 79.9	2.13e3	2.13e3	0.108	1.000	4.30	4.02	12.5	115.6658	100.0
21	57	13C8-PFOA	421.3 > 376	5.38e3	5.38e3	0.108	1.000	4.68	4.39	12.5	115.6658	100.0
22	58	13C9-PFNA	472.2 > 426.9	5.73e3	5.73e3	0.108	1.000	5.10	4.82	12.5	115.6658	100.0
23	59	13C4-PFOS	503 > 79.9	2.29e3	2.29e3	0.108	1.000	5.20	4.91	12.5	115.6658	100.0
24	60	13C6-PFDA	519.1 > 473.7	5.67e3	5.67e3	0.108	1.000	5.47	5.19	12.5	115.6658	100.0
25	61	13C7-PFUdA	570.1 > 524.8	6.33e3	6.33e3	0.108	1.000	5.44	5.51	12.5	115.6658	100.0
26	62	Total PFHxS	398.9 > 79.6	3.10e3	9.65e2	0.108		4.20		40.1	207.4193	
27	63	Total PFOA	413 > 368.7	1.29e4	5.39e3	0.108		4.60		29.9	314.6259	
28	64	Total PFOS	499 > 79.9	7.51e2	2.30e3	0.108		5.10		4.07	39.1009	
29	65	Total N-MeFOSAA	570.1 > 419	0.00e0	2.48e3	0.108		5.50		0.000		
30	66	Total N-EtFOSAA	584.2 > 419	0.00e0	2.74e3	0.108		5.50		0.000		

AC 1/4/2018

Vista Analytical Laboratory

Rev'd: MM 1/4/18

Dataset: U:\Q4.PRO\results\171222M2\171222M2-30.qld

Last Altered: Thursday, January 04, 2018 12:01:53 Pacific Standard Time
Printed: Thursday, January 04, 2018 12:03:47 Pacific Standard Time

Method: U:\Q4.PRO\MethDB\PFAS_FULL_80C_122017.mdb 23 Dec 2017 14:44:32
Calibration: U:\Q4.PRO\CurveDB\C18_VAL-PFAS_Q4_12-22-17_OLDISRS.cdb 23 Dec 2017 13:25:20

Name: 171222M2_30, Date: 22-Dec-2017, Time: 22:08:31, ID: 1701715-12 I001BC47S-171115 0.10807, Description: I001BC47S-171115

PFBS

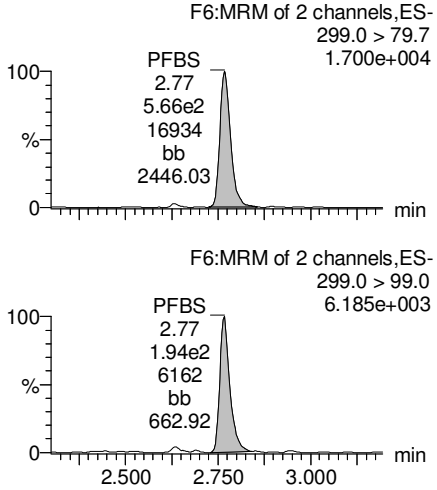

PFHxA

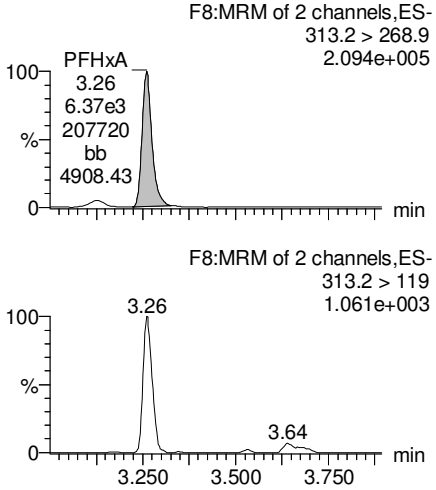

PFHpA

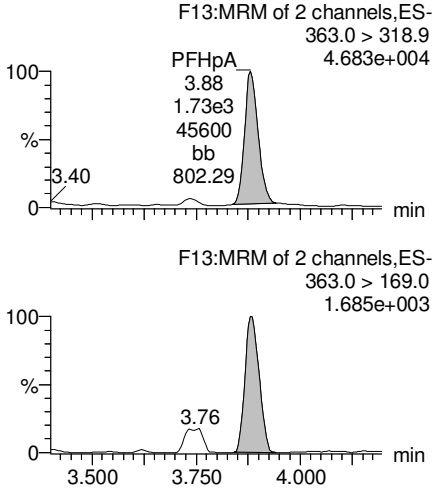

Total PFHxS

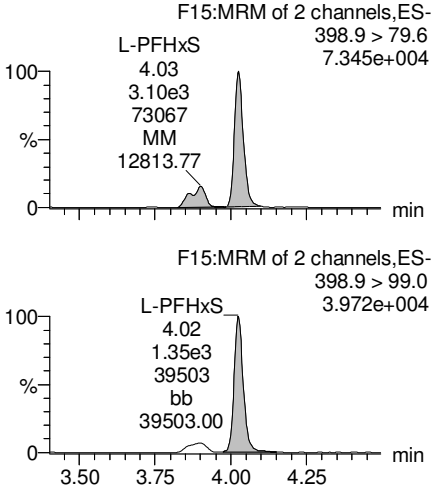

13C3-PFBS

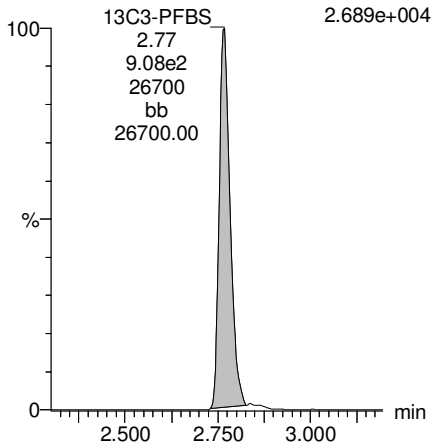

13C2-PFHxA

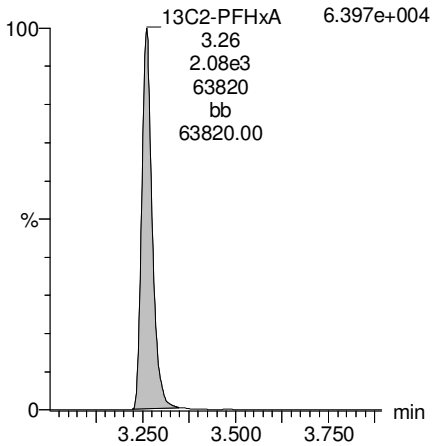

13C4-PFHpA

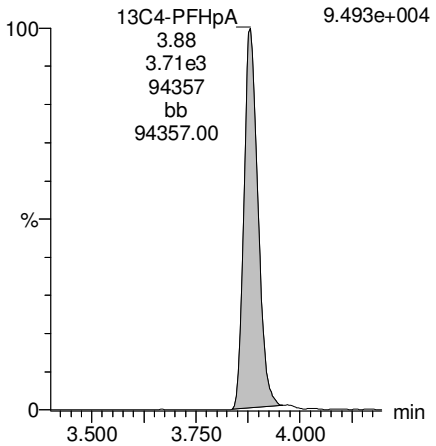

18O2-PFHxS

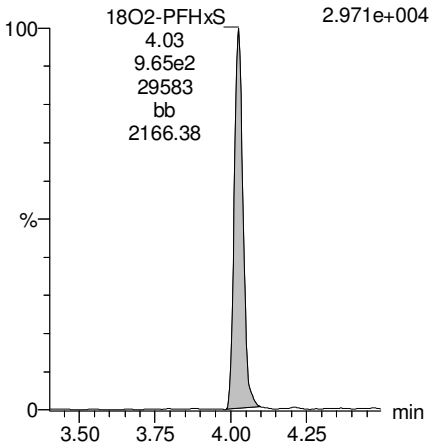

AC 1/4/2018

Dataset: U:\Q4.PRO\results\171222M2\171222M2-30.qld

Last Altered: Thursday, January 04, 2018 12:01:53 Pacific Standard Time
Printed: Thursday, January 04, 2018 12:03:47 Pacific Standard Time

Name: 171222M2_30, Date: 22-Dec-2017, Time: 22:08:31, ID: 1701715-12 I001BC47S-171115 0.10807, Description: I001BC47S-171115

Total PFOA

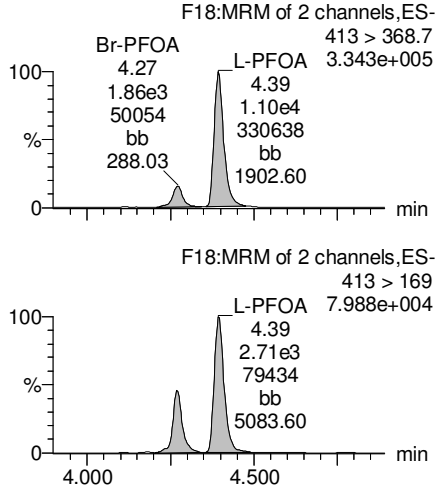

PFNA

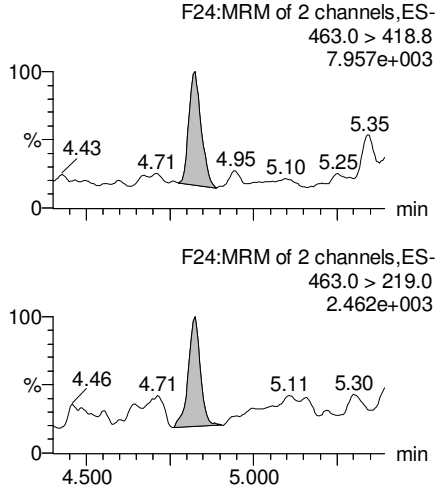

Total PFOS

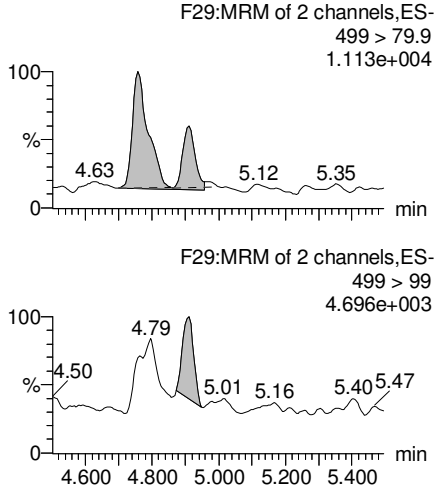

PFDA

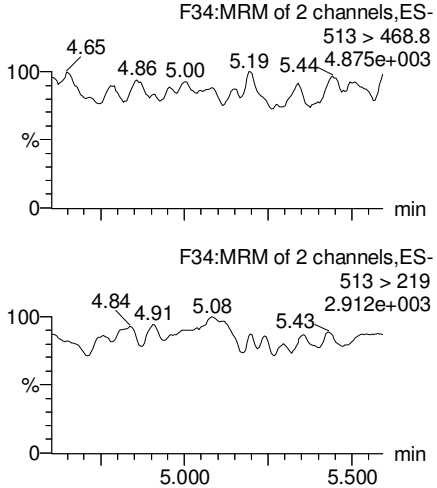

13C2-PFOA

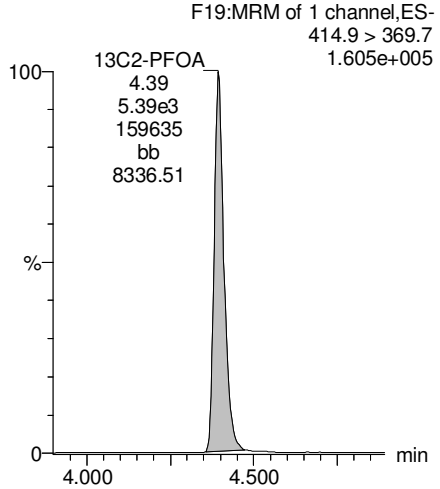

13C5-PFNA

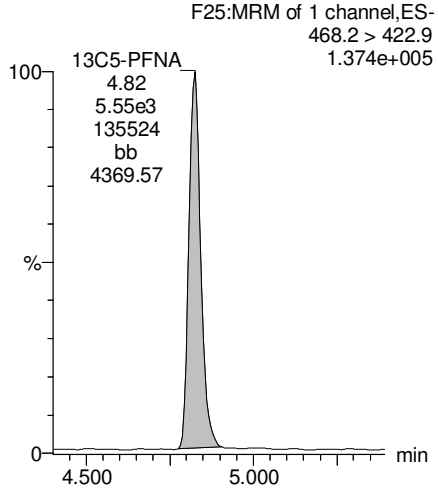

13C8-PFOS

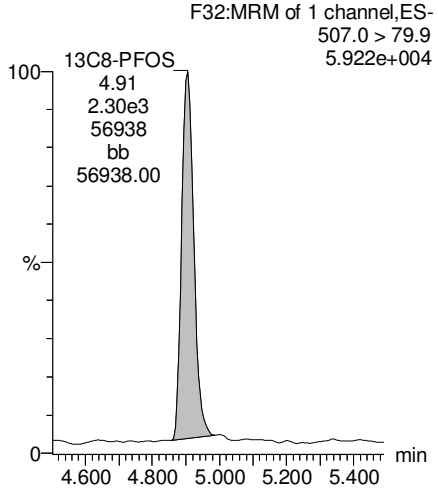

13C2-PFDA

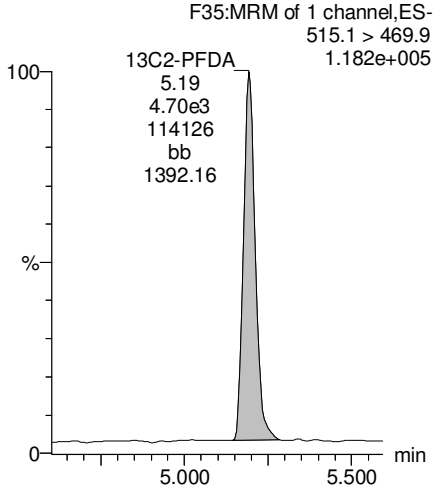

AC 1/4/2018

Dataset: U:\Q4.PRO\results\171222M2\171222M2-30.qld

Last Altered: Thursday, January 04, 2018 12:01:53 Pacific Standard Time
Printed: Thursday, January 04, 2018 12:03:47 Pacific Standard Time

Name: 171222M2_30, Date: 22-Dec-2017, Time: 22:08:31, ID: 1701715-12 I001BC47S-171115 0.10807, Description: I001BC47S-171115

PFUdA

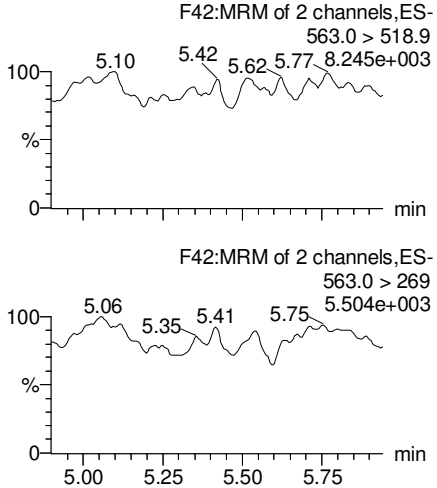

N-MeFOSAA

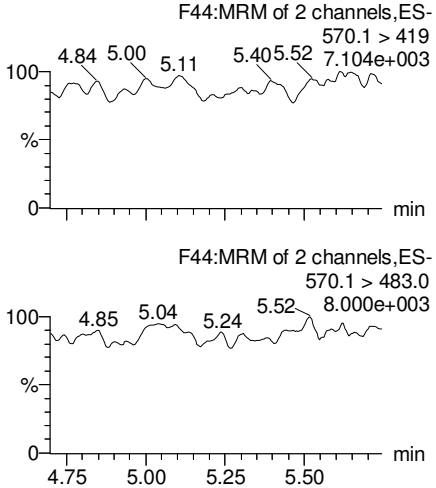

N-EtFOSAA

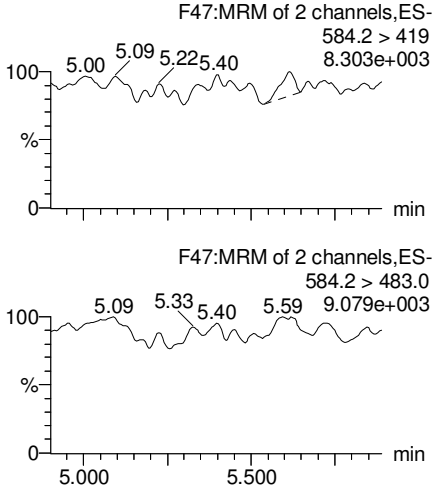

PFDoA

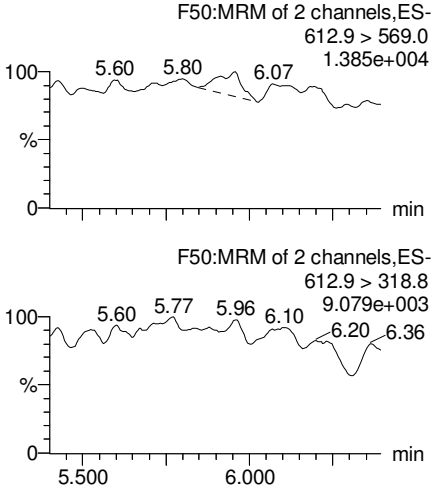

13C2-PFUdA

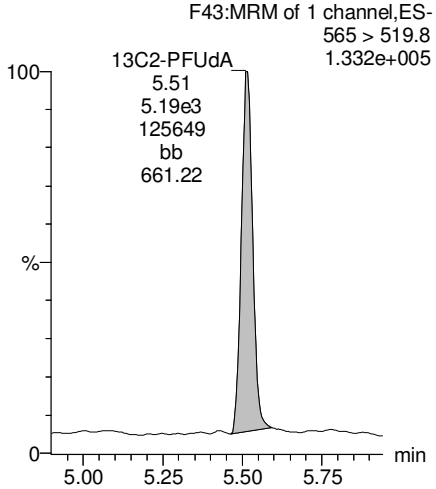

d3-N-MeFOSAA

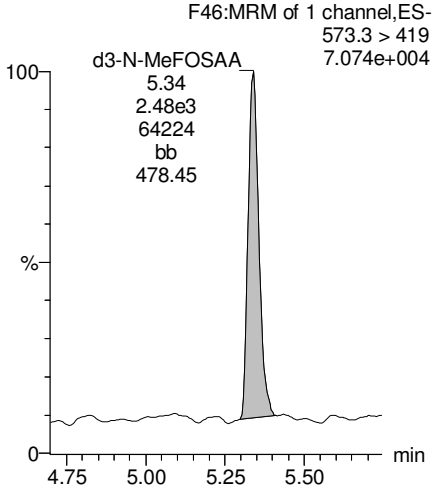

d5-N-EtFOSAA

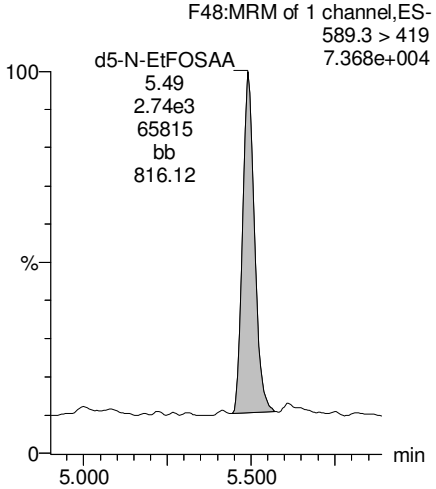

13C2-PFDoA

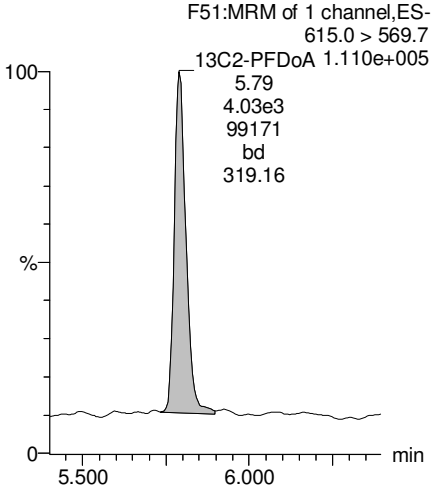

AC 1/4/2018

Vista Analytical Laboratory

Rev'd: MM 1/4/18

Dataset: U:\Q4.PRO\results\171222M2\171222M2-30.qld

Last Altered: Thursday, January 04, 2018 12:01:53 Pacific Standard Time
Printed: Thursday, January 04, 2018 12:03:47 Pacific Standard Time

Name: 171222M2_30, Date: 22-Dec-2017, Time: 22:08:31, ID: 1701715-12 I001BC47S-171115 0.10807, Description: I001BC47S-171115

PFTrDA

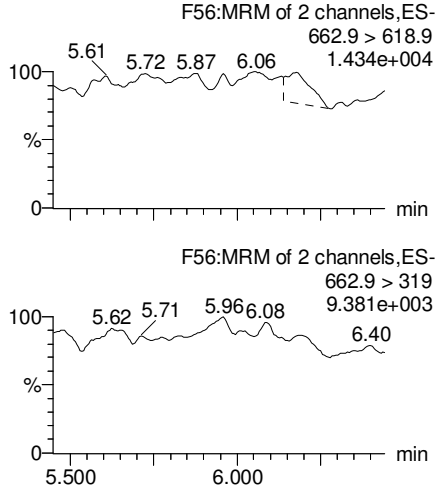

PFTeDA

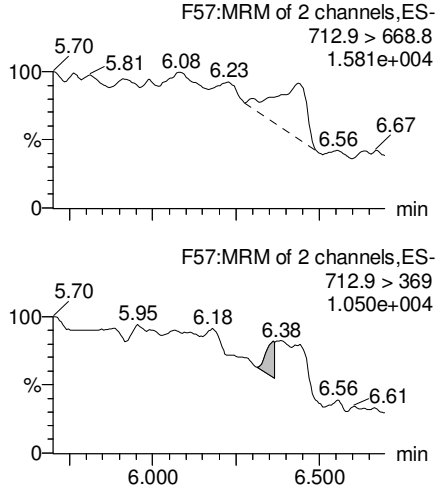

TCDA

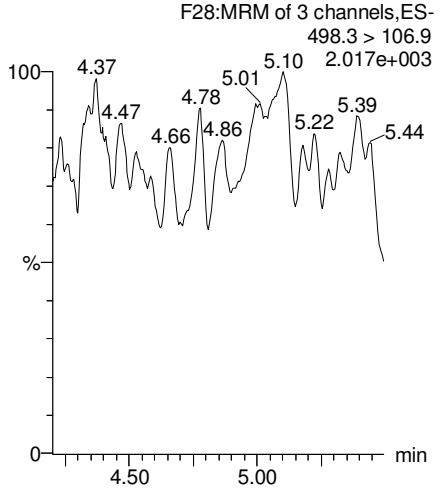

13C5-PFHxA

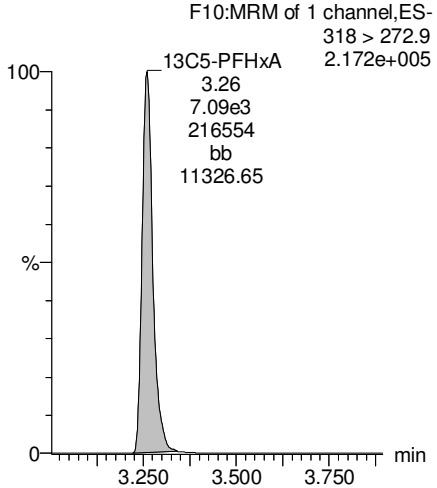

13C2-PFDoA

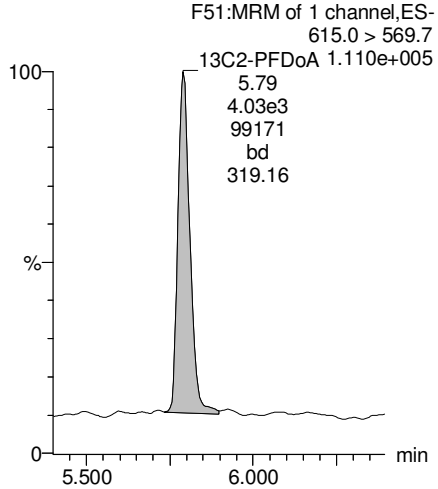

13C2-PFTeDA

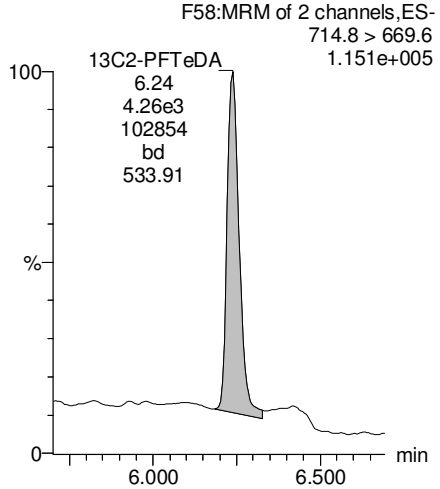

13C8-PFOS

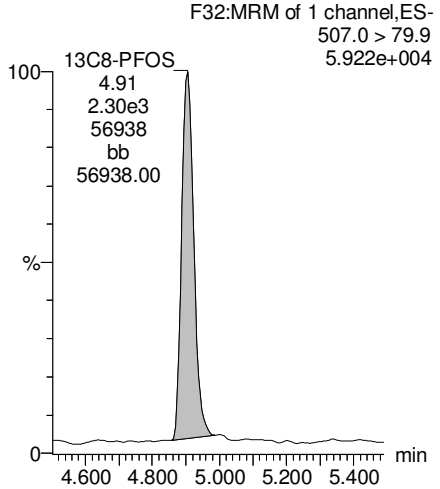

13C8-PFOA

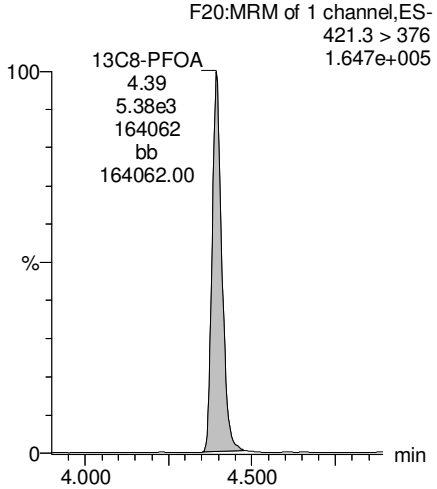

AC 1/4/2018

Dataset: U:\Q4.PRO\results\171222M2\171222M2-30.qld

Last Altered: Thursday, January 04, 2018 12:01:53 Pacific Standard Time
Printed: Thursday, January 04, 2018 12:03:47 Pacific Standard Time

Name: 171222M2_30, Date: 22-Dec-2017, Time: 22:08:31, ID: 1701715-12 I001BC47S-171115 0.10807, Description: I001BC47S-171115

13C3-PFHxS

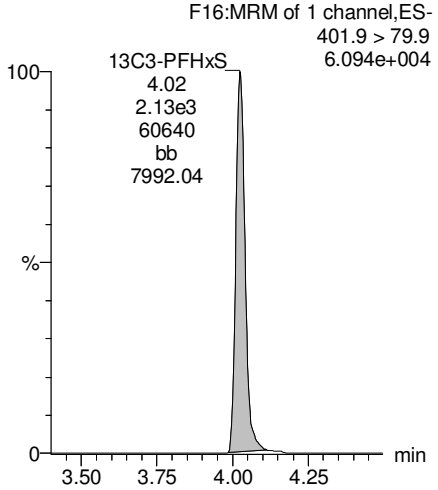

13C9-PFNA

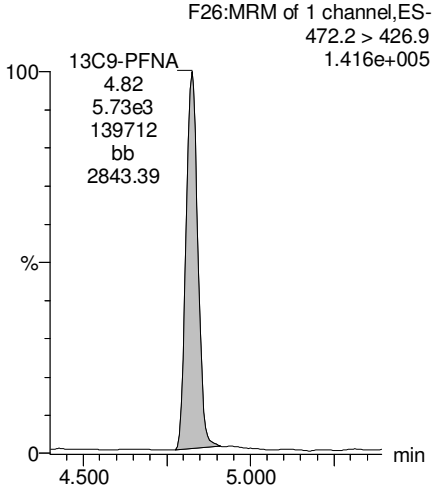

13C4-PFOS

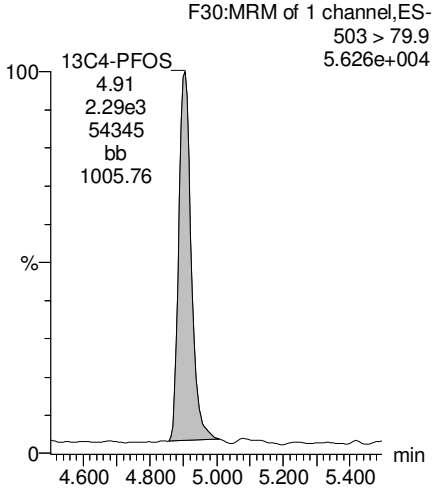

13C6-PFDA

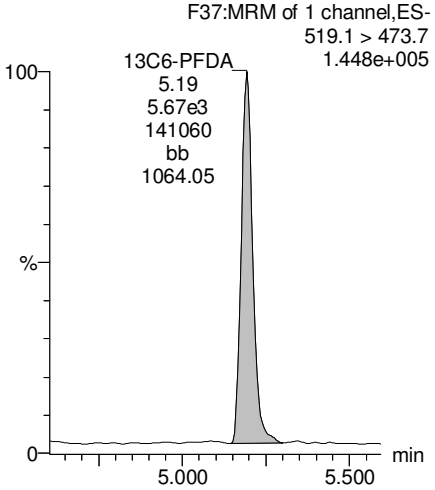

13C7-PFUdA

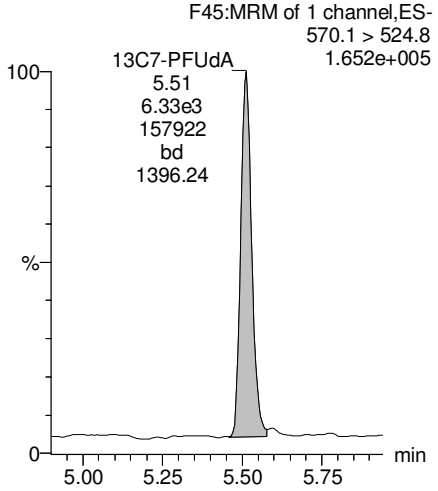

AC 1/4/2018

Vista Analytical Laboratory

Rev'd: MM 1/4/18

Dataset: U:\Q4.PRO\results\171222M2\171222M2-31.qld

Last Altered: Thursday, January 04, 2018 12:21:53 Pacific Standard Time
Printed: Thursday, January 04, 2018 12:22:21 Pacific Standard Time

Method: U:\Q4.PRO\MethDB\PFAS_FULL_80C_122017.mdb 23 Dec 2017 14:44:32
Calibration: U:\Q4.PRO\CurveDB\C18_VAL-PFAS_Q4_12-22-17_OLDISRS.cdb 23 Dec 2017 13:25:20

Name: 171222M2_31, Date: 22-Dec-2017, Time: 22:19:49, ID: 1701715-13 I001MW47D-171115 0.11377, Description: I001MW47D-171115

	#	Name	Trace	Area	IS Area	Wt./Vol.	RRF	Pred.RT	RT	y Axis Resp.	Conc.	%Rec
1	3	PFBS	299.0 > 79.7	6.04e1	1.09e3	0.114		3.05	2.77	0.692	2.7953	
2	4	PFHxA	313.2 > 268.9	3.01e2	1.95e3	0.114		3.55	3.26	0.772	3.9067	
3	5	PFHpA	363.0 > 318.9	1.02e2	3.93e3	0.114		4.18	3.88	0.324	1.1812	
4	6	L-PFHxS	398.9 > 79.6	1.22e2	9.46e2	0.114		4.10	4.03	1.61	4.5456	
5	9	L-PFOA	413 > 368.7	4.75e2	5.32e3	0.114		4.52	4.40	1.11	6.3139	
6	12	PFNA	463.0 > 418.8		5.36e3	0.114		5.10				
7	14	L-PFOS	499 > 79.9		2.56e3	0.114		4.96				
8	16	PFDA	513 > 468.8		4.42e3	0.114		5.47				
9	18	N-MeFOSAA	570.1 > 419		2.15e3	0.114		5.60				
10	19	N-EtFOSAA	584.2 > 419		2.44e3	0.114		5.76				
11	20	PFUdA	563.0 > 518.9		4.66e3	0.114		5.78				
12	22	PFDoA	612.9 > 569.0		3.44e3	0.114		6.06				

AC 1/4/2018

Vista Analytical Laboratory

Rev'd: MM 1/4/18

Dataset: U:\Q4.PRO\results\171222M2\171222M2-31.qld

Last Altered: Thursday, January 04, 2018 12:21:53 Pacific Standard Time
Printed: Thursday, January 04, 2018 12:22:34 Pacific Standard Time

Method: U:\Q4.PRO\MethDB\PFAS_FULL_80C_122017.mdb 23 Dec 2017 14:44:32
Calibration: U:\Q4.PRO\CurveDB\C18_VAL-PFAS_Q4_12-22-17_OLDISRS.cdb 23 Dec 2017 13:25:20

Name: 171222M2_31, Date: 22-Dec-2017, Time: 22:19:49, ID: 1701715-13 I001MW47D-171115 0.11377, Description: I001MW47D-171115

	#	Name	Trace	Area	IS Area	Wt./Vol.	RRF	Pred.RT	RT	y Axis Resp.	Conc.	%Rec
1	24	PFTrDA	662.9 > 618.9		3.44e3	0.114		6.25				
2	25	PFTeDA	712.9 > 668.8		3.39e3	0.114		6.46				
3	33	13C3-PFBS	302. > 98.8	1.09e3	7.60e3	0.114	0.104	3.05	2.77	1.80	152.1346	138.5
4	34	13C2-PFHxA	315 > 269.8	1.95e3	7.60e3	0.114	0.728	3.55	3.26	3.20	38.7058	88.1
5	35	13C4-PFHpA	367.2 > 321.8	3.93e3	7.60e3	0.114	0.576	4.18	3.88	6.47	98.7360	89.9
6	36	18O2-PFHxS	403.0 > 102.6	9.46e2	2.45e3	0.114	0.422	4.10	4.03	4.82	100.3101	91.3
7	37	13C2-6:2 FTS	429.1 > 408.9	1.90e3	5.39e3	0.114	0.308	4.63	4.34	4.41	125.7826	114.5
8	38	13C2-PFOA	414.9 > 369.7	5.32e3	5.39e3	0.114	1.220	4.52	4.39	12.3	88.9156	80.9
9	39	13C5-PFNA	468.2 > 422.9	5.36e3	5.46e3	0.114	0.914	5.10	4.82	12.3	117.9515	107.4
10	40	13C8-PFOSA	506.1 > 77.7	1.33e3	5.21e3	0.114	0.301	4.81	4.88	3.20	93.3941	85.0
11	41	13C8-PFOS	507.0 > 79.9	2.56e3	2.45e3	0.114	0.989	5.20	4.91	13.0	115.6383	105.2
12	42	13C2-PFDA	515.1 > 469.9	4.42e3	4.25e3	0.114	1.249	5.47	5.19	13.0	91.4438	83.2
13	43	13C2-8:2 FTS	529.1 > 508.7	1.26e3	7.60e3	0.114	0.147	5.44	5.17	2.08	123.9173	112.8
14	44	d3-N-MeFOSAA	573.3 > 419	2.15e3	5.21e3	0.114	0.336	5.60	5.34	5.16	135.0904	123.0
15	45	d5-N-EtFOSAA	589.3 > 419	2.44e3	5.21e3	0.114	0.417	5.60	5.49	5.85	123.4118	112.3
16	46	13C2-PFUdA	565 > 519.8	4.66e3	5.21e3	0.114	1.034	5.78	5.51	11.2	95.0853	86.5
17	47	13C2-PFDoA	615.0 > 569.7	3.44e3	5.21e3	0.114	0.722	6.05	5.79	8.24	100.4108	91.4
18	49	13C2-PFTeDA	714.8 > 669.6	3.39e3	5.21e3	0.114	0.627	6.46	6.24	8.14	114.0184	103.8
19	55	13C5-PFHxA	318 > 272.9	7.60e3	7.60e3	0.114	1.000	3.55	3.26	12.5	109.8708	100.0
20	56	13C3-PFHxS	401.9 > 79.9	2.45e3	2.45e3	0.114	1.000	4.30	4.03	12.5	109.8708	100.0
21	57	13C8-PFOA	421.3 > 376	5.39e3	5.39e3	0.114	1.000	4.68	4.39	12.5	109.8708	100.0
22	58	13C9-PFNA	472.2 > 426.9	5.46e3	5.46e3	0.114	1.000	5.10	4.82	12.5	109.8708	100.0
23	59	13C4-PFOS	503 > 79.9	2.45e3	2.45e3	0.114	1.000	5.20	4.91	12.5	109.8708	100.0
24	60	13C6-PFDA	519.1 > 473.7	4.25e3	4.25e3	0.114	1.000	5.47	5.19	12.5	109.8708	100.0
25	61	13C7-PFUdA	570.1 > 524.8	5.21e3	5.21e3	0.114	1.000	5.44	5.51	12.5	109.8708	100.0
26	62	Total PFHxS	398.9 > 79.6	1.22e2	9.46e2	0.114		4.20		1.61	4.5456	
27	63	Total PFOA	413 > 368.7	5.57e2	5.32e3	0.114		4.60		1.11	6.3139	
28	64	Total PFOS	499 > 79.9	0.00e0	2.56e3	0.114		5.10		0.000		
29	65	Total N-MeFOSAA	570.1 > 419	0.00e0	2.15e3	0.114		5.50		0.000		
30	66	Total N-EtFOSAA	584.2 > 419	1.38e2	2.44e3	0.114		5.50		0.705	6.5437	

AC 1/4/2018

Vista Analytical Laboratory

Rev'd: MM 1/4/18

Dataset: U:\Q4.PRO\results\171222M2\171222M2-31.qld

Last Altered: Thursday, January 04, 2018 12:21:53 Pacific Standard Time
Printed: Thursday, January 04, 2018 12:22:34 Pacific Standard Time

Method: U:\Q4.PRO\MethDB\PFAS_FULL_80C_122017.mdb 23 Dec 2017 14:44:32
Calibration: U:\Q4.PRO\CurveDB\C18_VAL-PFAS_Q4_12-22-17_OLDISRS.cdb 23 Dec 2017 13:25:20

Name: 171222M2_31, Date: 22-Dec-2017, Time: 22:19:49, ID: 1701715-13 I001MW47D-171115 0.11377, Description: I001MW47D-171115

PFBS

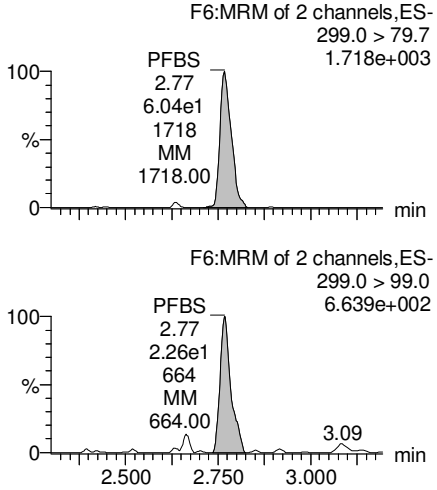

PFHxA

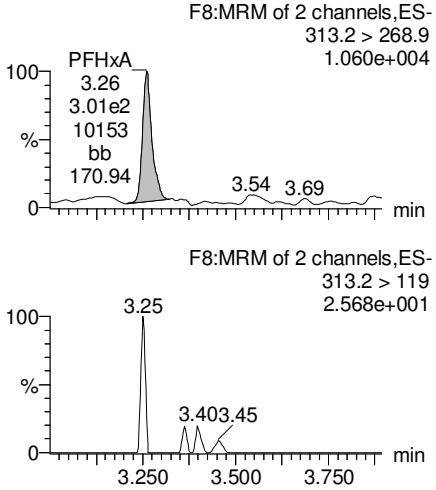

PFHpA

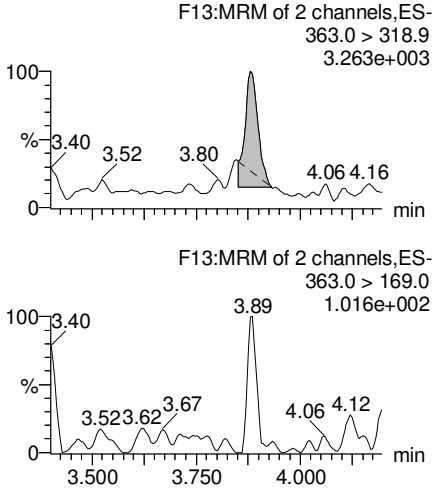

Total PFHxS

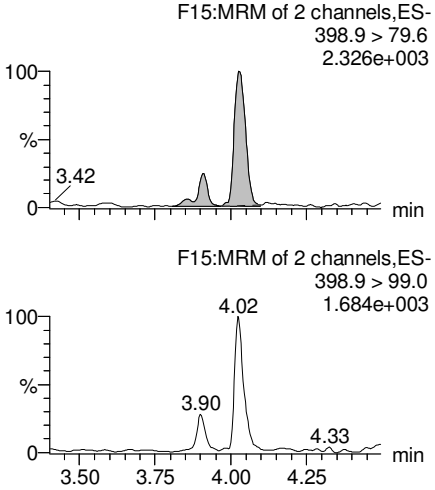

13C3-PFBS

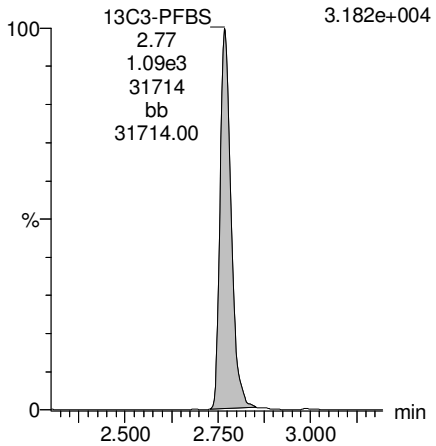

13C2-PFHxA

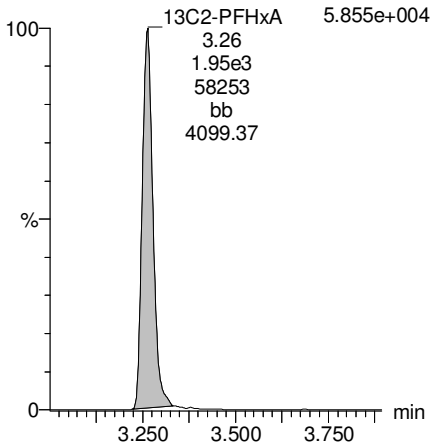

13C4-PFHpA

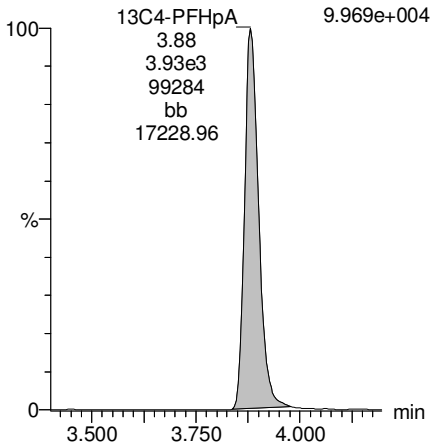

18O2-PFHxS

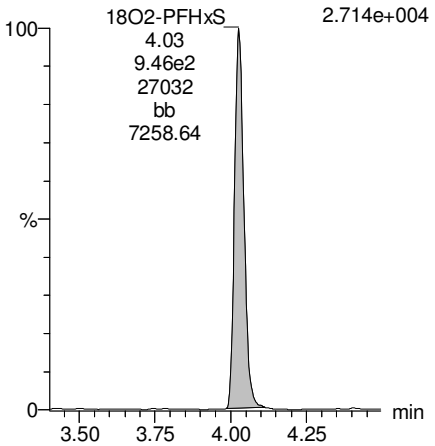

AC 1/4/2018

Vista Analytical Laboratory

Rev'd: MM 1/4/18

Dataset: U:\Q4.PRO\results\171222M2\171222M2-31.qld

Last Altered: Thursday, January 04, 2018 12:21:53 Pacific Standard Time
Printed: Thursday, January 04, 2018 12:22:34 Pacific Standard Time

Name: 171222M2_31, Date: 22-Dec-2017, Time: 22:19:49, ID: 1701715-13 I001MW47D-171115 0.11377, Description: I001MW47D-171115

Total PFOA

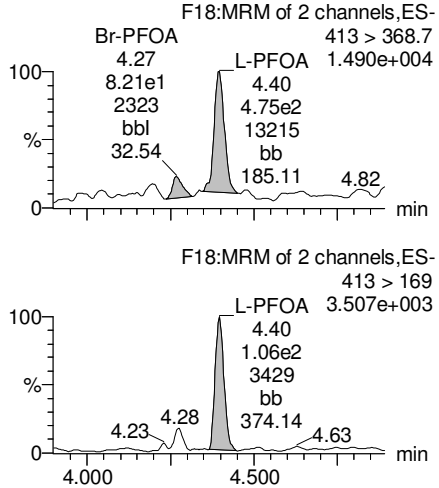

PFNA

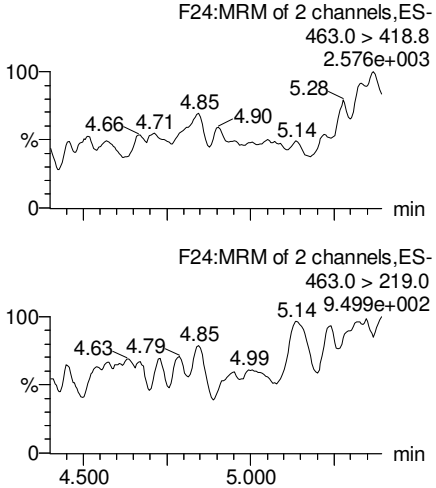

Total PFOS

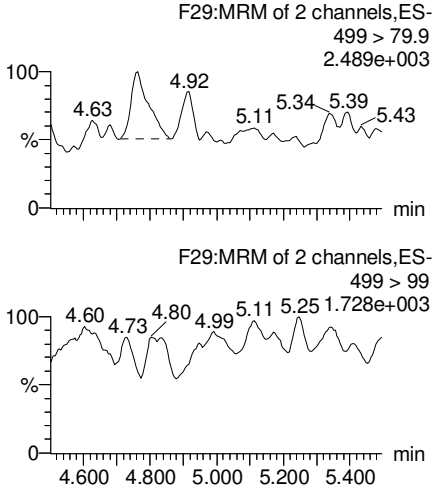

PFDA

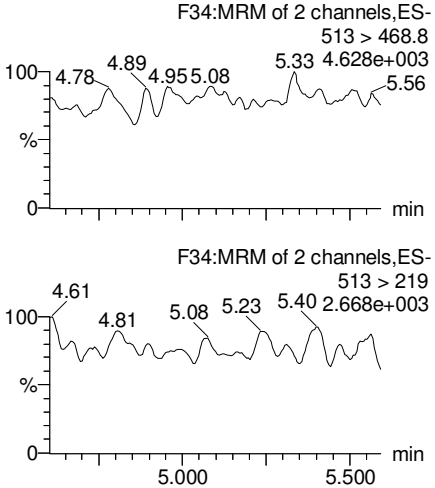

13C2-PFOA

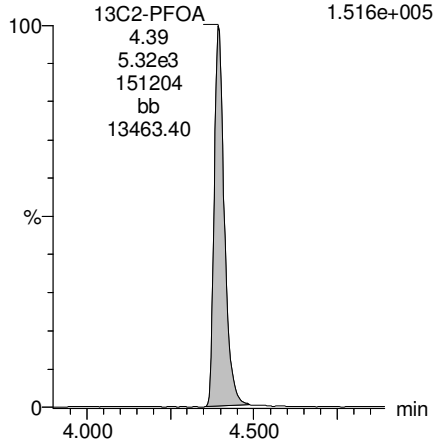

13C5-PFNA

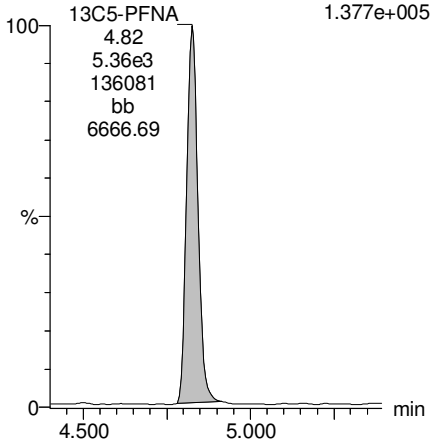

13C8-PFOS

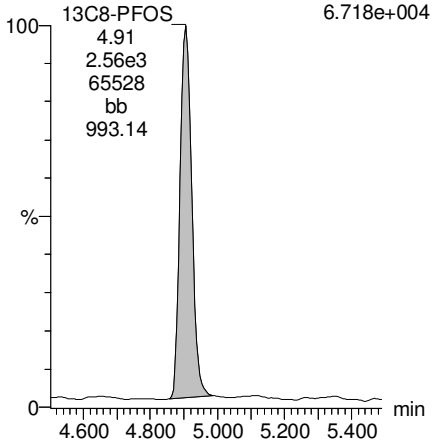

13C2-PFDA

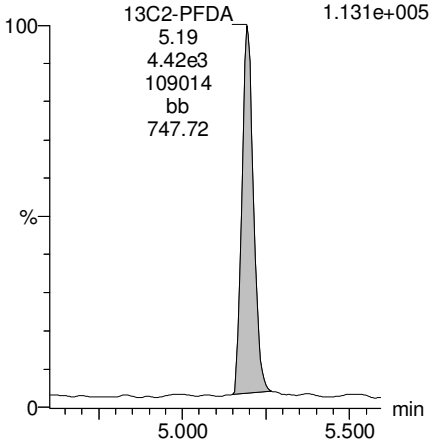

AC 1/4/2018

Dataset: U:\Q4.PRO\results\171222M2\171222M2-31.qld

Last Altered: Thursday, January 04, 2018 12:21:53 Pacific Standard Time
Printed: Thursday, January 04, 2018 12:22:34 Pacific Standard Time

Name: 171222M2_31, Date: 22-Dec-2017, Time: 22:19:49, ID: 1701715-13 I001MW47D-171115 0.11377, Description: I001MW47D-171115

PFUdA

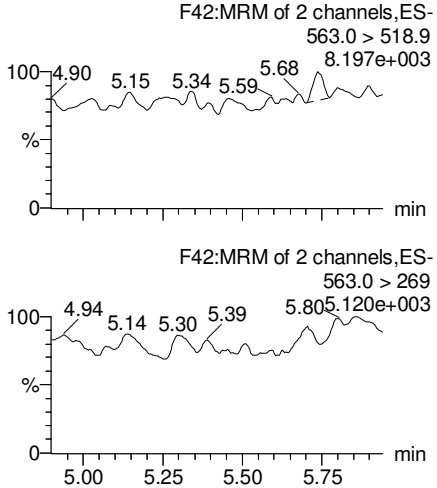

N-MeFOSAA

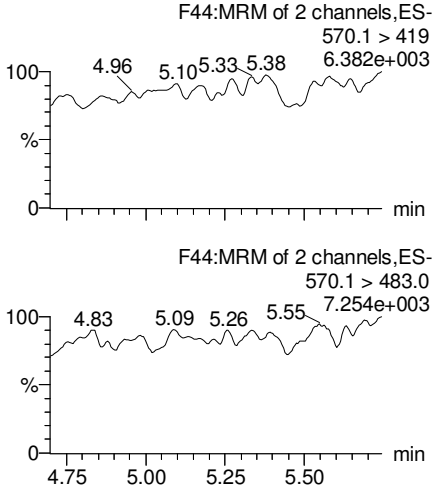

N-EtFOSAA

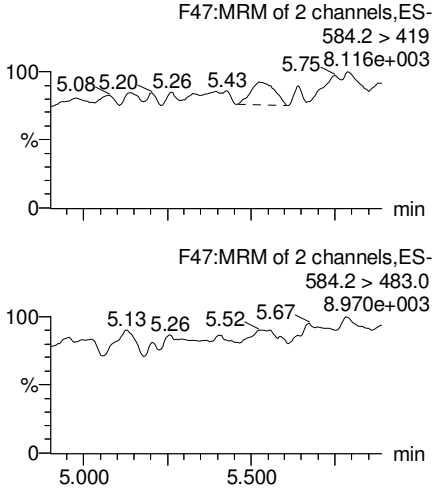

PFDoA

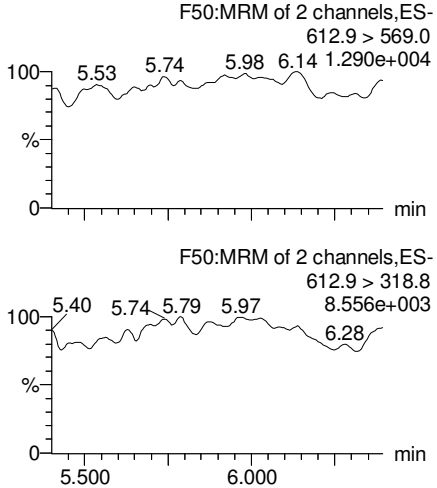

13C2-PFUdA

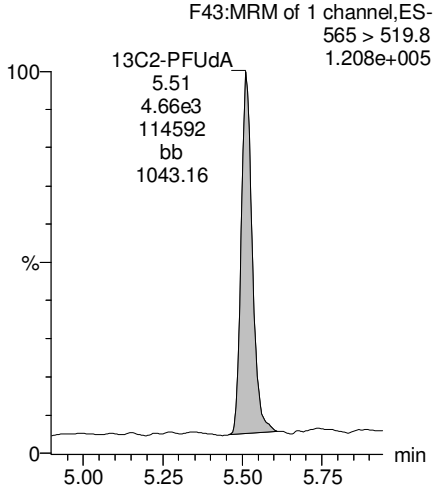

d3-N-MeFOSAA

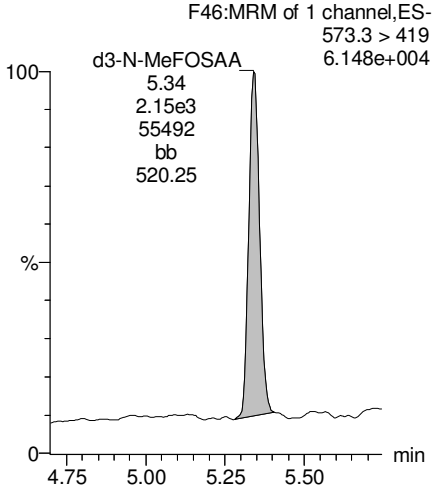

d5-N-EtFOSAA

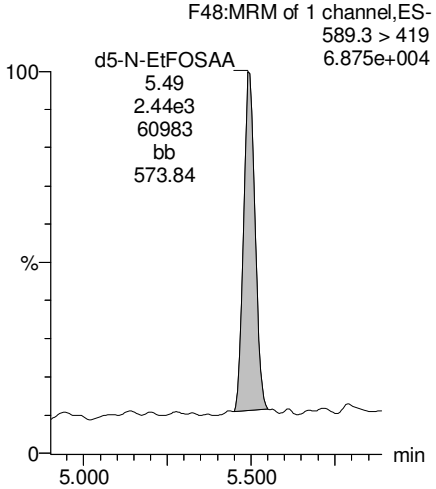

13C2-PFDoA

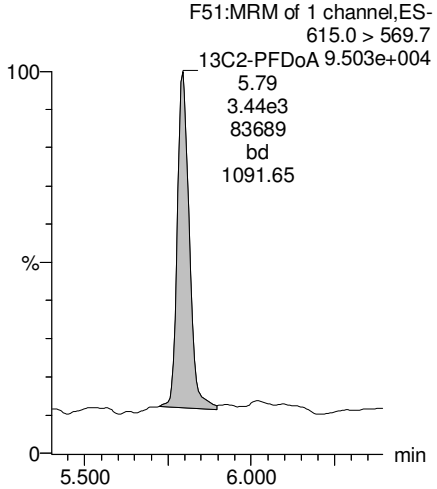

AC 1/4/2018

Dataset: U:\Q4.PRO\results\171222M2\171222M2-31.qld

Last Altered: Thursday, January 04, 2018 12:21:53 Pacific Standard Time
Printed: Thursday, January 04, 2018 12:22:34 Pacific Standard Time

Name: 171222M2_31, Date: 22-Dec-2017, Time: 22:19:49, ID: 1701715-13 I001MW47D-171115 0.11377, Description: I001MW47D-171115

PFTrDA

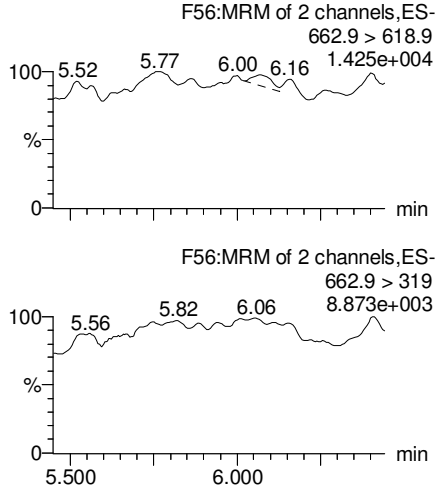

PFTeDA

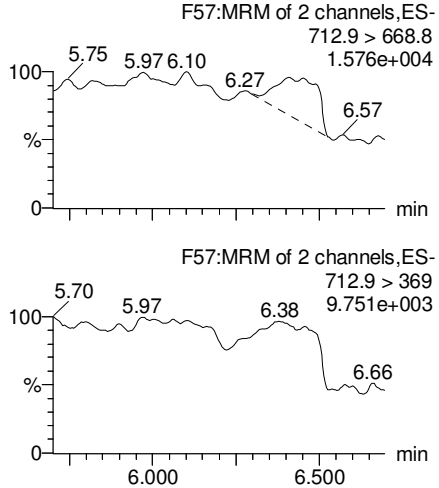

TCDA

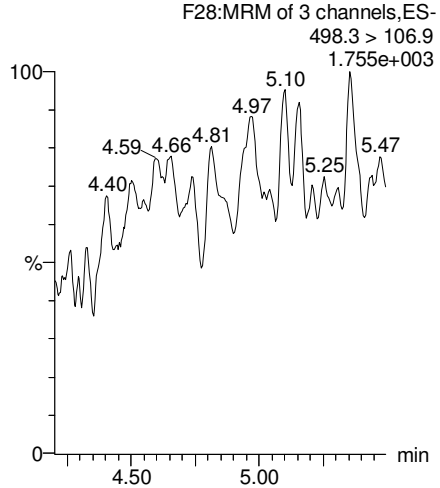

13C5-PFHxA

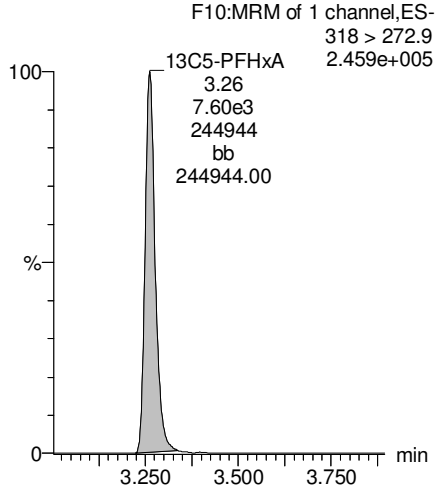

13C2-PFDoA

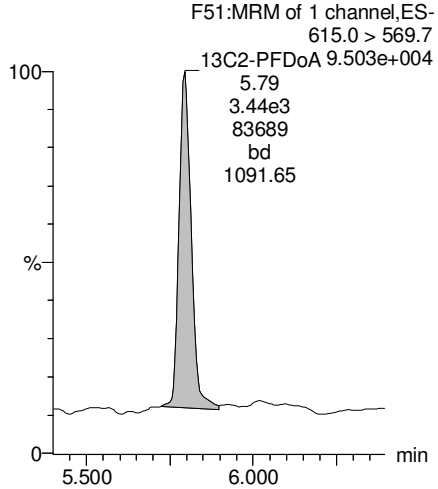

13C2-PFTeDA

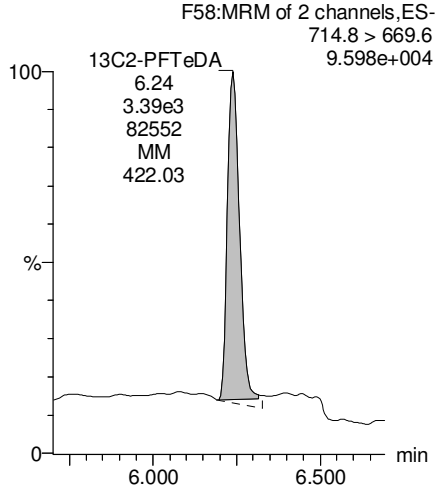

13C8-PFOS

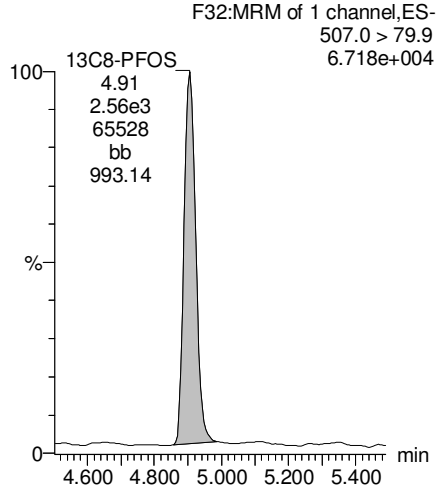

13C8-PFOA

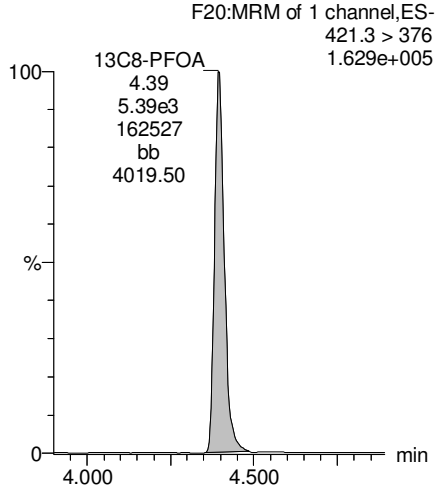

AC 1/4/2018

Dataset: U:\Q4.PRO\results\171222M2\171222M2-31.qld

Last Altered: Thursday, January 04, 2018 12:21:53 Pacific Standard Time
Printed: Thursday, January 04, 2018 12:22:34 Pacific Standard Time

Name: 171222M2_31, Date: 22-Dec-2017, Time: 22:19:49, ID: 1701715-13 I001MW47D-171115 0.11377, Description: I001MW47D-171115

13C3-PFHxS

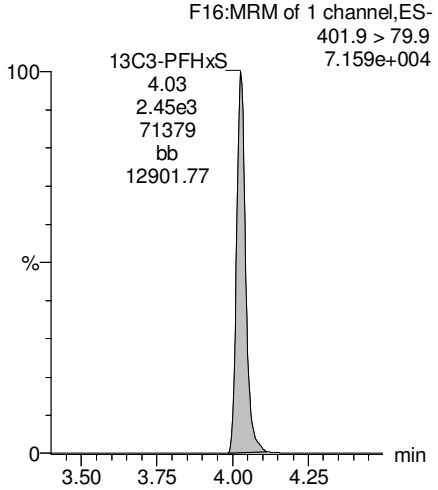

13C9-PFNA

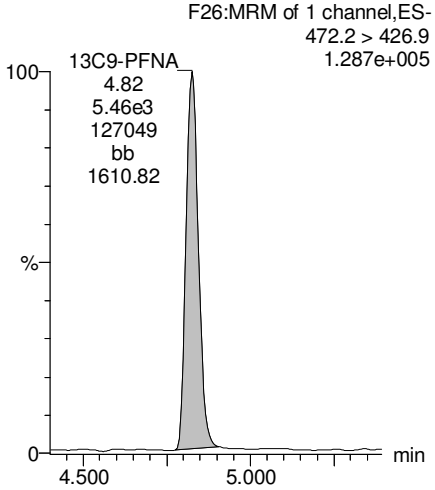

13C4-PFOS

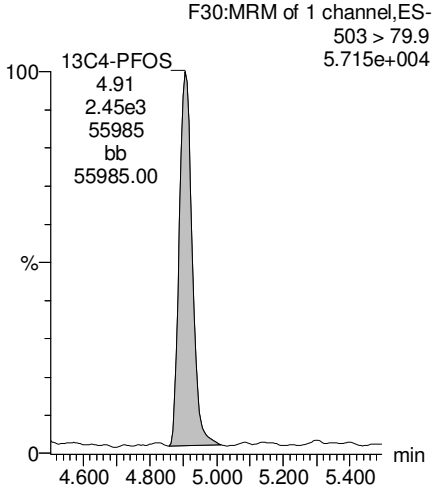

13C6-PFDA

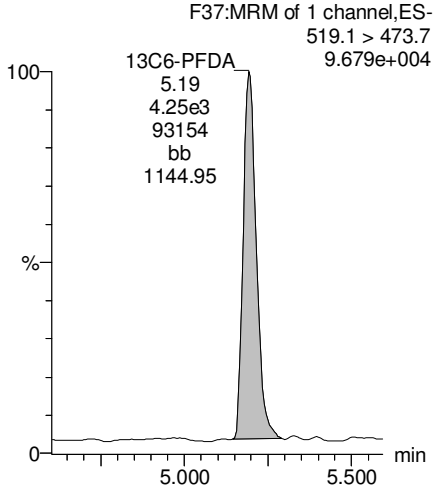

13C7-PFUdA

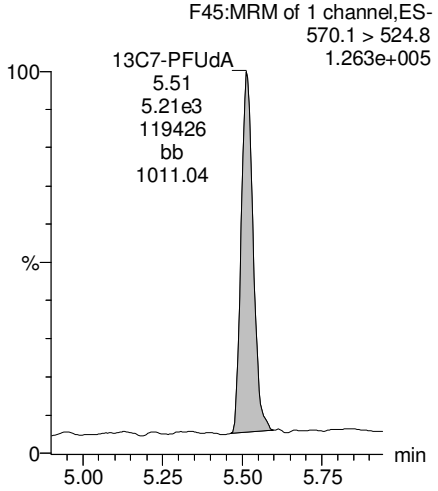

AC 1/4/2018

Vista Analytical Laboratory

Rev'd: MM 1/4/18

Dataset: U:\Q4.PRO\results\171222M2\171222M2-32.qld

Last Altered: Thursday, January 04, 2018 12:25:14 Pacific Standard Time
Printed: Thursday, January 04, 2018 12:25:35 Pacific Standard Time

Method: U:\Q4.PRO\MethDB\PFAS_FULL_80C_122017.mdb 23 Dec 2017 14:44:32
Calibration: U:\Q4.PRO\CurveDB\C18_VAL-PFAS_Q4_12-22-17_OLDISRS.cdb 23 Dec 2017 13:25:20

Name: 171222M2_32, Date: 22-Dec-2017, Time: 22:31:01, ID: 1701715-14 EB03-171115 0.11678, Description: EB03-171115

	#	Name	Trace	Area	IS Area	Wt./Vol.	RRF	Pred.RT	RT	y Axis Resp.	Conc.	%Rec
1	3	PFBS	299.0 > 79.7		1.26e3	0.117		3.05				
2	4	PFHxA	313.2 > 268.9		3.35e3	0.117		3.55				
3	5	PFHpA	363.0 > 318.9		6.63e3	0.117		4.18				
4	6	L-PFHxS	398.9 > 79.6		1.26e3	0.117		4.10				
5	9	L-PFOA	413 > 368.7		9.22e3	0.117		4.52				
6	12	PFNA	463.0 > 418.8		6.82e3	0.117		5.10				
7	14	L-PFOS	499 > 79.9		2.56e3	0.117		4.96				
8	16	PFDA	513 > 468.8		9.46e3	0.117		5.47				
9	18	N-MeFOSAA	570.1 > 419		2.33e3	0.117		5.60				
10	19	N-EtFOSAA	584.2 > 419		2.95e3	0.117		5.76				
11	20	PFUdA	563.0 > 518.9		7.71e3	0.117		5.78				
12	22	PFDoA	612.9 > 569.0		5.41e3	0.117		6.06				

AC 1/4/2018

Vista Analytical Laboratory

Rev'd: MM 1/4/18

Dataset: U:\Q4.PRO\results\171222M2\171222M2-32.qld

Last Altered: Thursday, January 04, 2018 12:25:14 Pacific Standard Time
Printed: Thursday, January 04, 2018 12:26:42 Pacific Standard Time

Method: U:\Q4.PRO\MethDB\PFAS_FULL_80C_122017.mdb 23 Dec 2017 14:44:32
Calibration: U:\Q4.PRO\CurveDB\C18_VAL-PFAS_Q4_12-22-17_OLDISRS.cdb 23 Dec 2017 13:25:20

Name: 171222M2_32, Date: 22-Dec-2017, Time: 22:31:01, ID: 1701715-14 EB03-171115 0.11678, Description: EB03-171115

	#	Name	Trace	Area	IS Area	Wt./Vol.	RRF	Pred.RT	RT	y Axis Resp.	Conc.	%Rec
1	24	PFTrDA	662.9 > 618.9		5.41e3	0.117		6.25				
2	25	PFTeDA	712.9 > 668.8		5.42e3	0.117		6.46				
3	33	13C3-PFBS	302. > 98.8	1.26e3	1.20e4	0.117	0.104	3.05	2.77	1.31	108.0010	100.9
4	34	13C2-PFHxA	315 > 269.8	3.35e3	1.20e4	0.117	0.728	3.55	3.26	3.49	41.1033	96.0
5	35	13C4-PFHpA	367.2 > 321.8	6.63e3	1.20e4	0.117	0.576	4.18	3.89	6.92	102.8619	96.1
6	36	18O2-PFHxS	403.0 > 102.6	1.26e3	2.59e3	0.117	0.422	4.10	4.03	6.09	123.5174	115.4
7	37	13C2-6:2 FTS	429.1 > 408.9	2.31e3	7.66e3	0.117	0.308	4.63	4.35	3.76	104.5552	97.7
8	38	13C2-PFOA	414.9 > 369.7	9.22e3	7.66e3	0.117	1.220	4.52	4.40	15.0	105.5467	98.6
9	39	13C5-PFNA	468.2 > 422.9	6.82e3	1.04e4	0.117	0.914	5.10	4.83	8.21	76.9562	71.9
10	40	13C8-PFOSA	506.1 > 77.7	1.71e3	1.18e4	0.117	0.301	4.81	4.88	1.81	51.4899	48.1
11	41	13C8-PFOS	507.0 > 79.9	2.56e3	3.16e3	0.117	0.989	5.20	4.91	10.1	87.6744	81.9
12	42	13C2-PFDA	515.1 > 469.9	9.46e3	1.03e4	0.117	1.249	5.47	5.20	11.5	78.6405	73.5
13	43	13C2-8:2 FTS	529.1 > 508.7	1.10e3	1.20e4	0.117	0.147	5.44	5.17	1.15	66.8465	62.5
14	44	d3-N-MeFOSAA	573.3 > 419	2.33e3	1.18e4	0.117	0.336	5.60	5.34	2.48	63.1581	59.0
15	45	d5-N-EtFOSAA	589.3 > 419	2.95e3	1.18e4	0.117	0.417	5.60	5.50	3.13	64.3130	60.1
16	46	13C2-PFUdA	565 > 519.8	7.71e3	1.18e4	0.117	1.034	5.78	5.52	8.18	67.7324	63.3
17	47	13C2-PFDoA	615.0 > 569.7	5.41e3	1.18e4	0.117	0.722	6.05	5.79	5.74	68.0627	63.6
18	49	13C2-PFTeDA	714.8 > 669.6	5.42e3	1.18e4	0.117	0.627	6.46	6.24	5.75	78.5549	73.4
19	55	13C5-PFHxA	318 > 272.9	1.20e4	1.20e4	0.117	1.000	3.55	3.26	12.5	107.0389	100.0
20	56	13C3-PFHxS	401.9 > 79.9	2.59e3	2.59e3	0.117	1.000	4.30	4.03	12.5	107.0389	100.0
21	57	13C8-PFOA	421.3 > 376	7.66e3	7.66e3	0.117	1.000	4.68	4.40	12.5	107.0389	100.0
22	58	13C9-PFNA	472.2 > 426.9	1.04e4	1.04e4	0.117	1.000	5.10	4.83	12.5	107.0389	100.0
23	59	13C4-PFOS	503 > 79.9	3.16e3	3.16e3	0.117	1.000	5.20	4.91	12.5	107.0389	100.0
24	60	13C6-PFDA	519.1 > 473.7	1.03e4	1.03e4	0.117	1.000	5.47	5.20	12.5	107.0389	100.0
25	61	13C7-PFUdA	570.1 > 524.8	1.18e4	1.18e4	0.117	1.000	5.44	5.52	12.5	107.0389	100.0
26	62	Total PFHxS	398.9 > 79.6	0.00e0	1.26e3	0.117		4.20		0.000		
27	63	Total PFOA	413 > 368.7	0.00e0	9.22e3	0.117		4.60		0.000		
28	64	Total PFOS	499 > 79.9	0.00e0	2.56e3	0.117		5.10		0.000		
29	65	Total N-MeFOSAA	570.1 > 419	0.00e0	2.33e3	0.117		5.50		0.000		
30	66	Total N-EtFOSAA	584.2 > 419	0.00e0	2.95e3	0.117		5.50		0.000		

AC 1/4/2018

Vista Analytical Laboratory

Rev'd: MM 1/4/18

Dataset: U:\Q4.PRO\results\171222M2\171222M2-32.qld

Last Altered: Thursday, January 04, 2018 12:25:14 Pacific Standard Time
Printed: Thursday, January 04, 2018 12:26:42 Pacific Standard Time

Method: U:\Q4.PRO\MethDB\PFAS_FULL_80C_122017.mdb 23 Dec 2017 14:44:32
Calibration: U:\Q4.PRO\CurveDB\C18_VAL-PFAS_Q4_12-22-17_OLDISRS.cdb 23 Dec 2017 13:25:20

Name: 171222M2_32, Date: 22-Dec-2017, Time: 22:31:01, ID: 1701715-14 EB03-171115 0.11678, Description: EB03-171115

PFBS

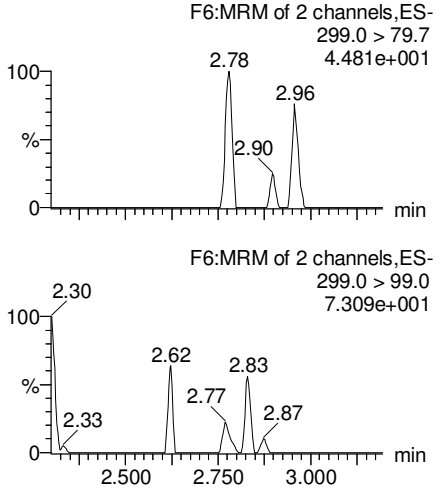

PFHxA

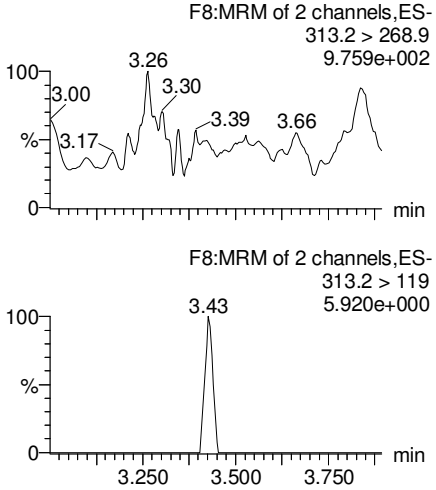

PFHpA

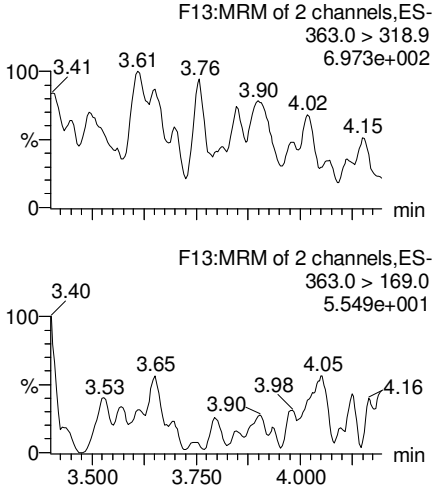

Total PFHxS

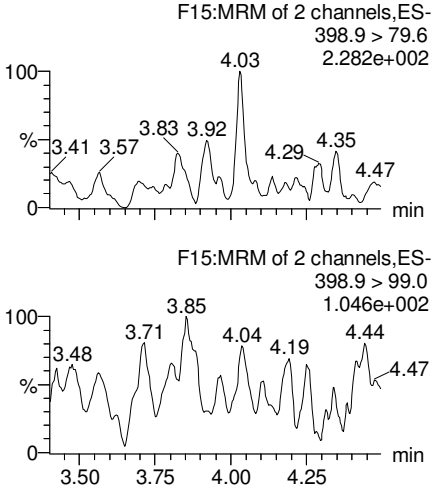

13C3-PFBS

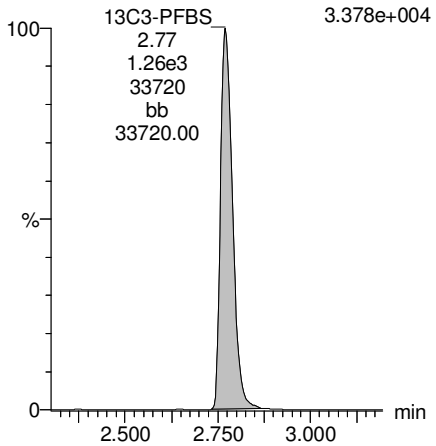

13C2-PFHxA

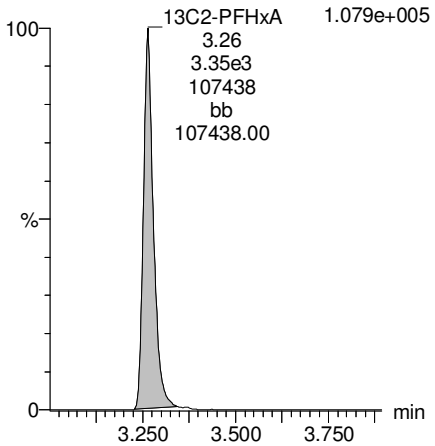

13C4-PFHpA

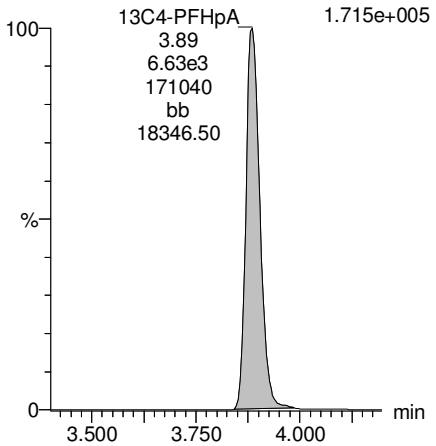

18O2-PFHxS

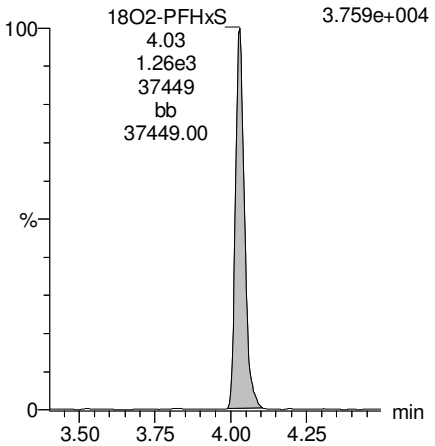

AC 1/4/2018

Vista Analytical Laboratory

Rev'd: MM 1/4/18

Dataset: U:\Q4.PRO\results\171222M2\171222M2-32.qld

Last Altered: Thursday, January 04, 2018 12:25:14 Pacific Standard Time
Printed: Thursday, January 04, 2018 12:26:42 Pacific Standard Time

Name: 171222M2_32, Date: 22-Dec-2017, Time: 22:31:01, ID: 1701715-14 EB03-171115 0.11678, Description: EB03-171115

Total PFOA

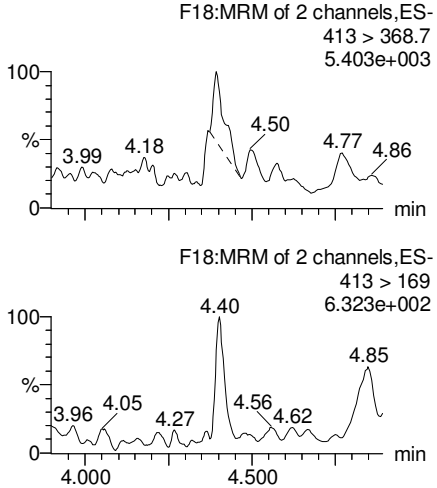

PFNA

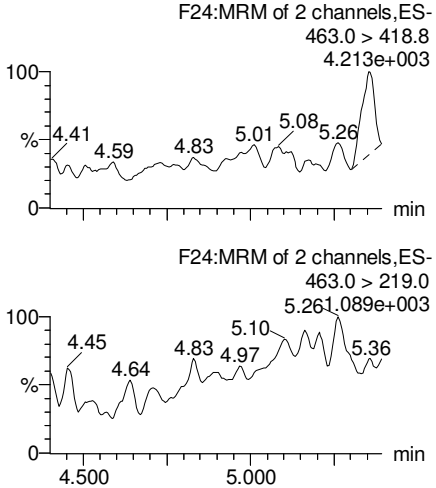

Total PFOS

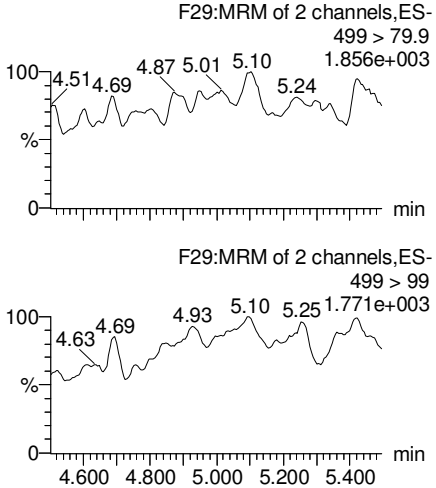

PFDA

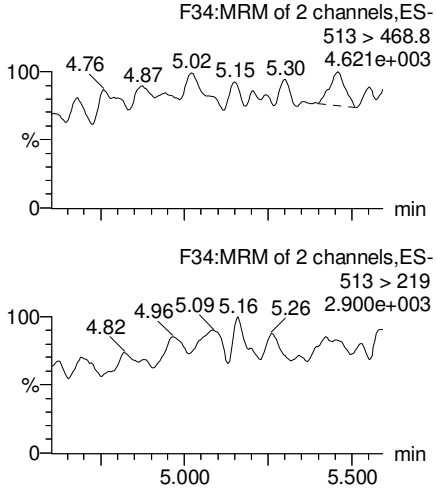

13C2-PFOA

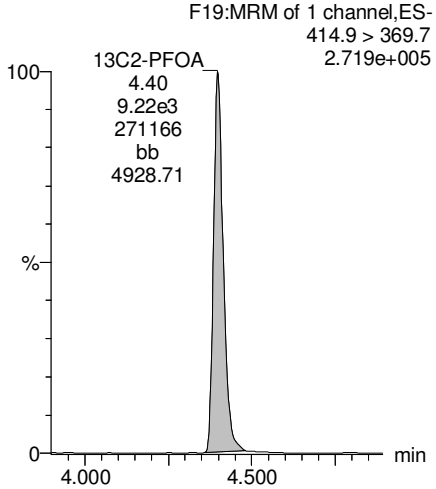

13C5-PFNA

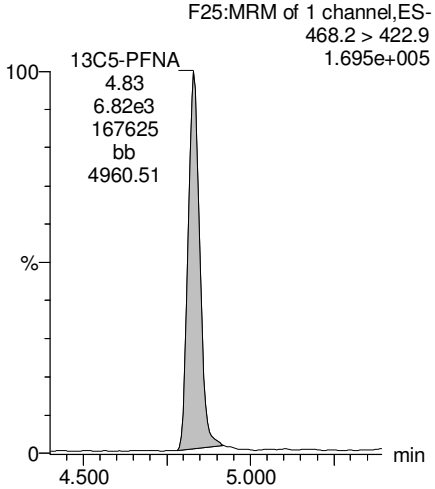

13C8-PFOS

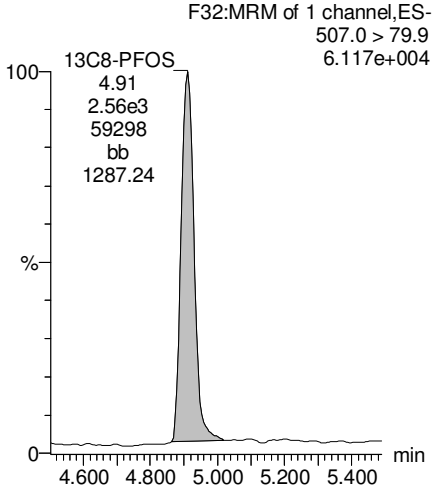

13C2-PFDA

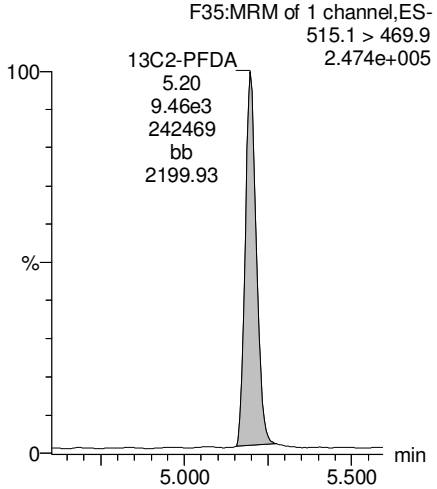

AC 1/4/2018

Rev'd: MM 1/4/18

Dataset: U:\Q4.PRO\results\171222M2\171222M2-32.qld

Last Altered: Thursday, January 04, 2018 12:25:14 Pacific Standard Time
Printed: Thursday, January 04, 2018 12:26:42 Pacific Standard Time

Name: 171222M2_32, Date: 22-Dec-2017, Time: 22:31:01, ID: 1701715-14 EB03-171115 0.11678, Description: EB03-171115

PFUdA

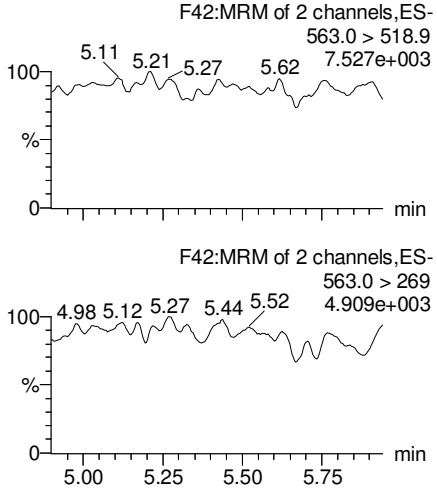

N-MeFOSAA

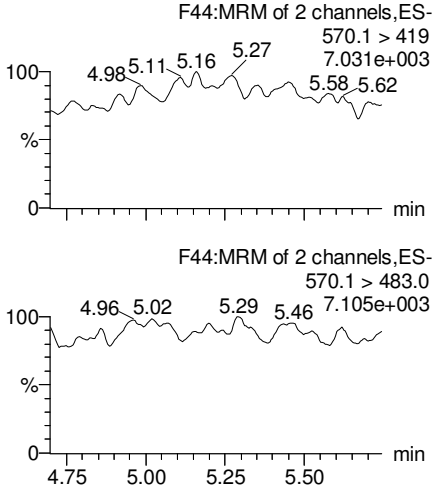

N-EtFOSAA

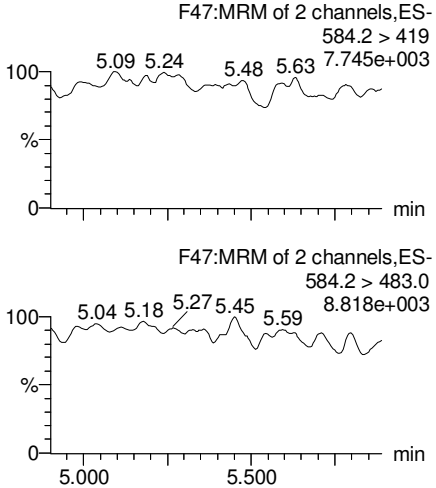

PFDoA

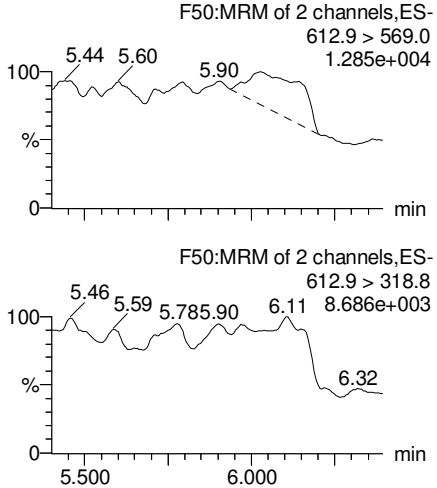

13C2-PFUdA

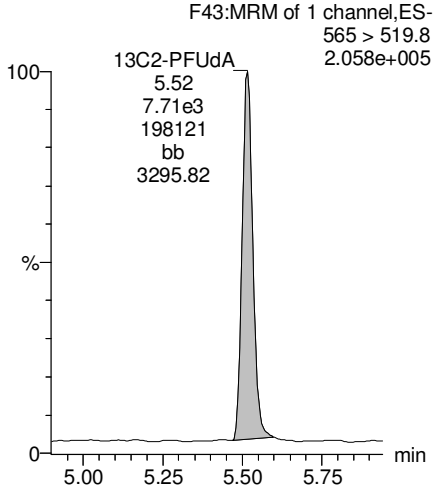

d3-N-MeFOSAA

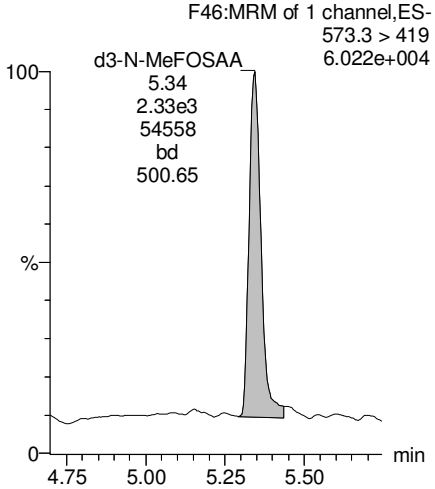

d5-N-EtFOSAA

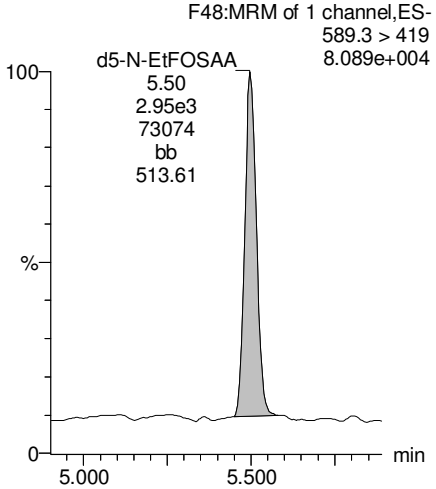

13C2-PFDoA

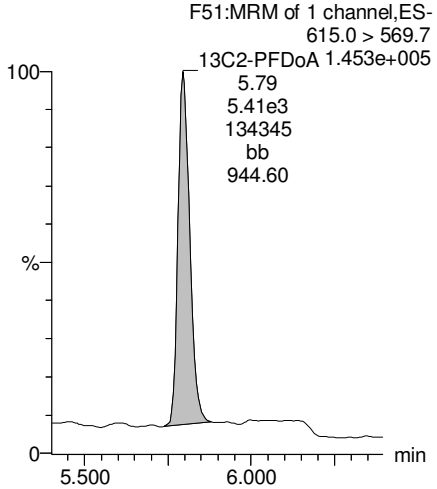

AC 1/4/2018

Dataset: U:\Q4.PRO\results\171222M2\171222M2-32.qld

Last Altered: Thursday, January 04, 2018 12:25:14 Pacific Standard Time
Printed: Thursday, January 04, 2018 12:26:42 Pacific Standard Time

Name: 171222M2_32, Date: 22-Dec-2017, Time: 22:31:01, ID: 1701715-14 EB03-171115 0.11678, Description: EB03-171115

PFTrDA

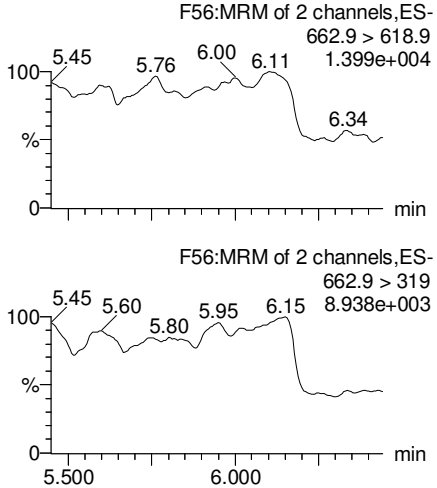

PFTeDA

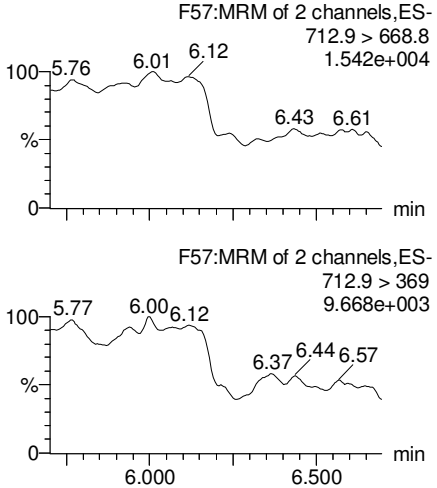

TCDA

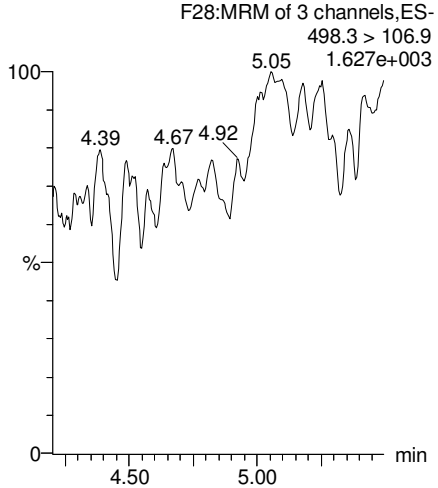

13C5-PFHxA

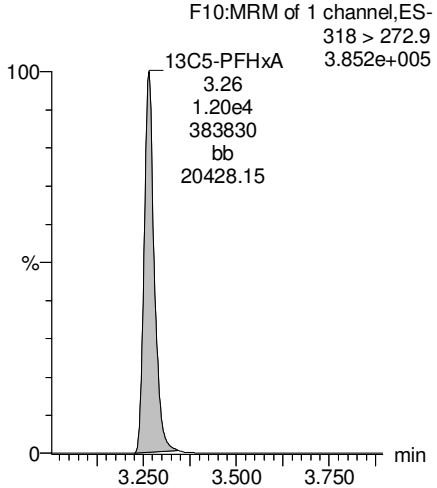

13C2-PFDoA

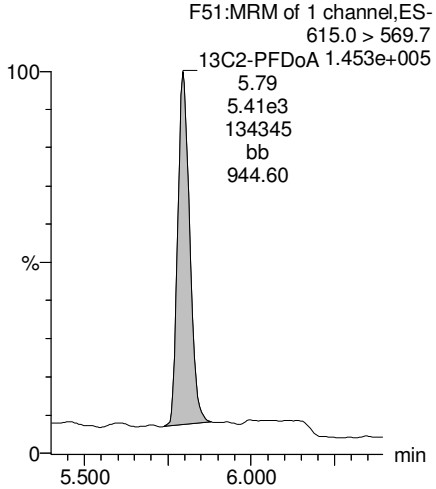

13C2-PFTeDA

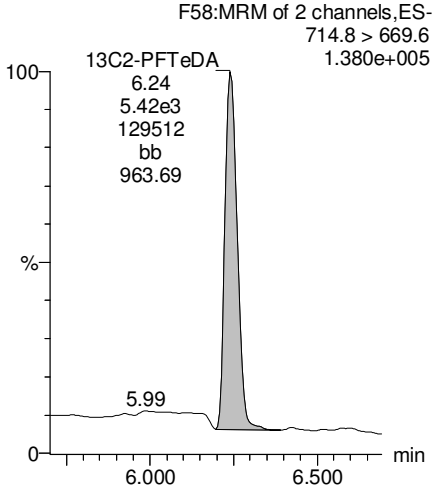

13C8-PFOS

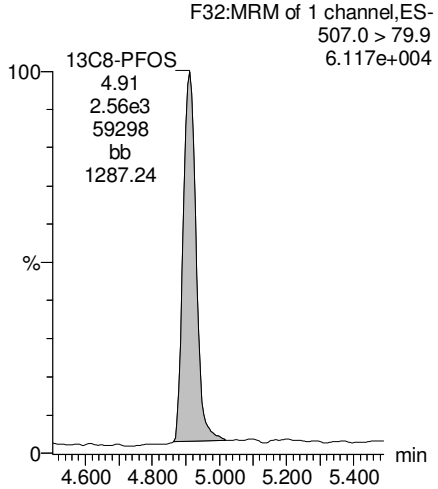

13C8-PFOA

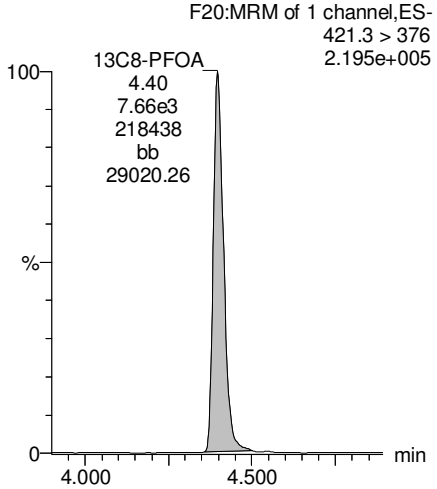

AC 1/4/2018

Dataset: U:\Q4.PRO\results\171222M2\171222M2-32.qld

Last Altered: Thursday, January 04, 2018 12:25:14 Pacific Standard Time
Printed: Thursday, January 04, 2018 12:26:42 Pacific Standard Time

Name: 171222M2_32, Date: 22-Dec-2017, Time: 22:31:01, ID: 1701715-14 EB03-171115 0.11678, Description: EB03-171115

13C3-PFHxS

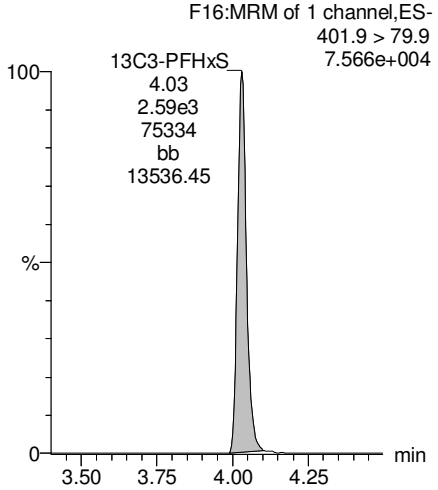

13C9-PFNA

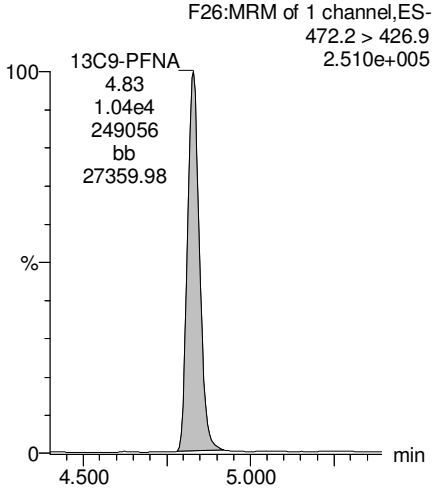

13C4-PFOS

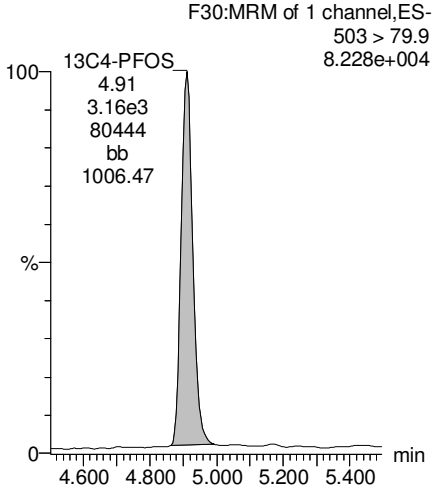

13C6-PFDA

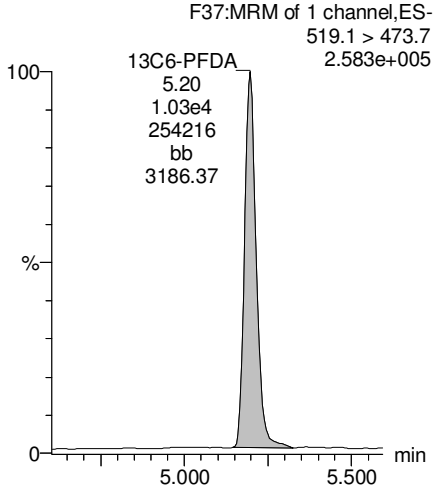

13C7-PFUdA

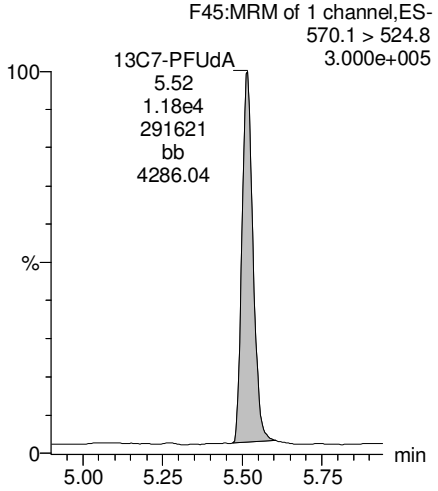

AC 1/4/2018

INJECTION INTERNAL STANDARD (IIS) AREAS,

INSTRUMENT BLANKS (IB)

AND

CONTINUTING CALIBRATION VERIFICATIONS CCV)

Dataset: U:\Q4.PRO\results\171220M3\171220M3-38.qld

Last Altered: Thursday, December 21, 2017 14:53:07 Pacific Standard Time
Printed: Thursday, December 21, 2017 14:53:48 Pacific Standard Time

Method: U:\Q4.PRO\MethDB\PFAS_RS-12-21-17.mdb 21 Dec 2017 14:40:41
Calibration: 21 Dec 2017 14:53:06

Name: 171220M3_7, Date: 21-Dec-2017, Time: 02:50:48, ID: ST171220M3-6 PFC CS3 17K2810, Description: PFC CS3 17K2810

	#	Name	ID	Area	%Rec	Area Out
1	1	13C4-PFBA	ST171220M3-6 PFC CS3 17K2810	1.26e4	100.0	NO
2	2	13C5-PFHxA	ST171220M3-6 PFC CS3 17K2810	2.02e4	100.0	NO
3	3	13C3-PFHxS	ST171220M3-6 PFC CS3 17K2810	3.72e3	100.0	NO
4	4	13C8-PFOA	ST171220M3-6 PFC CS3 17K2810	1.32e4	100.0	NO
5	5	13C9-PFNA	ST171220M3-6 PFC CS3 17K2810	1.63e4	100.0	NO
6	6	13C4-PFOS	ST171220M3-6 PFC CS3 17K2810	4.74e3	100.0	NO
7	7	13C6-PFDA	ST171220M3-6 PFC CS3 17K2810	1.64e4	100.0	NO
8	8	13C7-PFUdA	ST171220M3-6 PFC CS3 17K2810	1.72e4	100.0	NO

Name: 171220M3_8, Date: 21-Dec-2017, Time: 03:01:59, ID: ST171220M3-7 PFC CS4 17K2811, Description: PFC CS4 17K2811

	#	Name	ID	Area	%Rec	Area Out
1	1	13C4-PFBA	ST171220M3-7 PFC CS4 17K2811	1.34e4	106.4	NO
2	2	13C5-PFHxA	ST171220M3-7 PFC CS4 17K2811	2.08e4	103.0	NO
3	3	13C3-PFHxS	ST171220M3-7 PFC CS4 17K2811	4.33e3	116.2	NO
4	4	13C8-PFOA	ST171220M3-7 PFC CS4 17K2811	1.42e4	107.3	NO
5	5	13C9-PFNA	ST171220M3-7 PFC CS4 17K2811	1.81e4	111.3	NO
6	6	13C4-PFOS	ST171220M3-7 PFC CS4 17K2811	4.20e3	88.6	NO
7	7	13C6-PFDA	ST171220M3-7 PFC CS4 17K2811	1.59e4	96.9	NO
8	8	13C7-PFUdA	ST171220M3-7 PFC CS4 17K2811	1.70e4	99.0	NO

Name: 171220M3_9, Date: 21-Dec-2017, Time: 03:13:09, ID: ST171220M3-8 PFC CS5 17K2812, Description: PFC CS5 17K2812

	#	Name	ID	Area	%Rec	Area Out
1	1	13C4-PFBA	ST171220M3-8 PFC CS5 17K2812	1.39e4	110.0	NO
2	2	13C5-PFHxA	ST171220M3-8 PFC CS5 17K2812	1.93e4	95.7	NO
3	3	13C3-PFHxS	ST171220M3-8 PFC CS5 17K2812	4.00e3	107.5	NO
4	4	13C8-PFOA	ST171220M3-8 PFC CS5 17K2812	1.47e4	111.3	NO
5	5	13C9-PFNA	ST171220M3-8 PFC CS5 17K2812	1.68e4	103.0	NO
6	6	13C4-PFOS	ST171220M3-8 PFC CS5 17K2812	4.40e3	92.8	NO
7	7	13C6-PFDA	ST171220M3-8 PFC CS5 17K2812	1.75e4	106.3	NO
8	8	13C7-PFUdA	ST171220M3-8 PFC CS5 17K2812	1.94e4	113.2	NO

Name: 171220M3_10, Date: 21-Dec-2017, Time: 03:24:20, ID: ST171220M3-9 PFC CS6 17L2002, Description: PFC CS6 17L2002

	#	Name	ID	Area	%Rec	Area Out
1	1	13C4-PFBA	ST171220M3-9 PFC CS6 17L2002	1.34e4	105.8	NO
2	2	13C5-PFHxA	ST171220M3-9 PFC CS6 17L2002	2.16e4	107.2	NO
3	3	13C3-PFHxS	ST171220M3-9 PFC CS6 17L2002	3.83e3	102.8	NO
4	4	13C8-PFOA	ST171220M3-9 PFC CS6 17L2002	1.36e4	103.0	NO
5	5	13C9-PFNA	ST171220M3-9 PFC CS6 17L2002	1.71e4	105.3	NO
6	6	13C4-PFOS	ST171220M3-9 PFC CS6 17L2002	4.51e3	95.1	NO
7	7	13C6-PFDA	ST171220M3-9 PFC CS6 17L2002	1.32e4	80.3	NO
8	8	13C7-PFUdA	ST171220M3-9 PFC CS6 17L2002	1.77e4	103.1	NO

Dataset: U:\Q4.PRO\results\171220M3\171220M3-38.qld

Last Altered: Thursday, December 21, 2017 14:53:07 Pacific Standard Time
Printed: Thursday, December 21, 2017 14:53:48 Pacific Standard Time

Name: 171220M3_11, Date: 21-Dec-2017, Time: 03:35:31, ID: ST171220M3-10 PFC CS7 17L2003, Description: PFC CS7 17L2003

	#	Name	ID	Area	%Rec	Area Out
1	1	13C4-PFBA	ST171220M3-10 PFC CS7 17L2003	1.46e4	115.9	NO
2	2	13C5-PFHxA	ST171220M3-10 PFC CS7 17L2003	2.03e4	100.6	NO
3	3	13C3-PFHxS	ST171220M3-10 PFC CS7 17L2003	4.02e3	107.9	NO
4	4	13C8-PFOA	ST171220M3-10 PFC CS7 17L2003	1.62e4	122.7	NO
5	5	13C9-PFNA	ST171220M3-10 PFC CS7 17L2003	1.75e4	107.7	NO
6	6	13C4-PFOS	ST171220M3-10 PFC CS7 17L2003	4.79e3	101.0	NO
7	7	13C6-PFDA	ST171220M3-10 PFC CS7 17L2003	1.61e4	97.7	NO
8	8	13C7-PFUdA	ST171220M3-10 PFC CS7 17L2003	1.78e4	103.8	NO

Name: 171220M3_12, Date: 21-Dec-2017, Time: 03:46:41, ID: IPA, Description: IPA

	#	Name	ID	Area	%Rec	Area Out
1	1	13C4-PFBA	IPA			NO
2	2	13C5-PFHxA	IPA			NO
3	3	13C3-PFHxS	IPA			NO
4	4	13C8-PFOA	IPA	1.98e1	0.1	NO
5	5	13C9-PFNA	IPA	4.53e1	0.3	NO
6	6	13C4-PFOS	IPA	1.56e1	0.3	NO
7	7	13C6-PFDA	IPA	3.95e1	0.2	NO
8	8	13C7-PFUdA	IPA	1.02e2	0.6	NO

Name: 171220M3_13, Date: 21-Dec-2017, Time: 03:57:52, ID: ICV171220M3-1 PFC ICV 17K2813, Description: PFC ICV 17K2813

	#	Name	ID	Area	%Rec	Area Out
1	1	13C4-PFBA	ICV171220M3-1 PFC ICV 17K2813	1.41e4	111.8	NO
2	2	13C5-PFHxA	ICV171220M3-1 PFC ICV 17K2813	2.07e4	102.5	NO
3	3	13C3-PFHxS	ICV171220M3-1 PFC ICV 17K2813	4.01e3	107.7	NO
4	4	13C8-PFOA	ICV171220M3-1 PFC ICV 17K2813	1.38e4	104.5	NO
5	5	13C9-PFNA	ICV171220M3-1 PFC ICV 17K2813	1.83e4	112.1	NO
6	6	13C4-PFOS	ICV171220M3-1 PFC ICV 17K2813	5.15e3	108.6	NO
7	7	13C6-PFDA	ICV171220M3-1 PFC ICV 17K2813	1.39e4	84.2	NO
8	8	13C7-PFUdA	ICV171220M3-1 PFC ICV 17K2813	2.00e4	116.2	NO

Name: 171220M3_14, Date: 21-Dec-2017, Time: 04:09:03, ID: IPA, Description: IPA

	#	Name	ID	Area	%Rec	Area Out
1	1	13C4-PFBA	IPA			NO
2	2	13C5-PFHxA	IPA			NO
3	3	13C3-PFHxS	IPA			NO
4	4	13C8-PFOA	IPA			NO
5	5	13C9-PFNA	IPA	4.87e1	0.3	NO
6	6	13C4-PFOS	IPA	1.44e1	0.3	NO
7	7	13C6-PFDA	IPA	7.32e1	0.4	NO
8	8	13C7-PFUdA	IPA	1.44e2	0.8	NO

Dataset: U:\Q4.PRO\results\171220M3\171220M3-38.qld

Last Altered: Thursday, December 21, 2017 14:53:07 Pacific Standard Time
Printed: Thursday, December 21, 2017 14:53:48 Pacific Standard Time

Name: 171220M3_15, Date: 21-Dec-2017, Time: 04:20:14, ID: B7K0018-BS1 OPR 0.25, Description: OPR

	#	Name	ID	Area	%Rec	Area Out
1	1	13C4-PFBA	B7K0018-BS1 OPR 0.25	9.54e3	75.5	NO
2	2	13C5-PFHxA	B7K0018-BS1 OPR 0.25	1.44e4	71.1	NO
3	3	13C3-PFHxS	B7K0018-BS1 OPR 0.25	3.00e3	80.6	NO
4	4	13C8-PFOA	B7K0018-BS1 OPR 0.25	1.03e4	77.6	NO
5	5	13C9-PFNA	B7K0018-BS1 OPR 0.25	1.02e4	62.5	NO
6	6	13C4-PFOS	B7K0018-BS1 OPR 0.25	2.18e3	46.0	YES
7	7	13C6-PFDA	B7K0018-BS1 OPR 0.25	5.90e3	35.8	YES
8	8	13C7-PFUdA	B7K0018-BS1 OPR 0.25	3.85e3	22.4	YES

Name: 171220M3_16, Date: 21-Dec-2017, Time: 04:31:24, ID: B7K0018-BSD1 LCS Dup 0.25, Description: LCS Dup

	#	Name	ID	Area	%Rec	Area Out
1	1	13C4-PFBA	B7K0018-BSD1 LCS Dup 0.25	1.07e4	84.7	NO
2	2	13C5-PFHxA	B7K0018-BSD1 LCS Dup 0.25	1.53e4	75.5	NO
3	3	13C3-PFHxS	B7K0018-BSD1 LCS Dup 0.25	3.02e3	81.2	NO
4	4	13C8-PFOA	B7K0018-BSD1 LCS Dup 0.25	9.75e3	73.7	NO
5	5	13C9-PFNA	B7K0018-BSD1 LCS Dup 0.25	1.06e4	65.3	NO
6	6	13C4-PFOS	B7K0018-BSD1 LCS Dup 0.25	4.41e3	93.0	NO
7	7	13C6-PFDA	B7K0018-BSD1 LCS Dup 0.25	1.43e4	86.9	NO
8	8	13C7-PFUdA	B7K0018-BSD1 LCS Dup 0.25	1.94e4	112.7	NO

Name: 171220M3_17, Date: 21-Dec-2017, Time: 04:42:35, ID: IPA, Description: IPA

	#	Name	ID	Area	%Rec	Area Out
1	1	13C4-PFBA	IPA			NO
2	2	13C5-PFHxA	IPA	6.03e0	0.0	NO
3	3	13C3-PFHxS	IPA			NO
4	4	13C8-PFOA	IPA	9.50e0	0.1	NO
5	5	13C9-PFNA	IPA	5.47e1	0.3	NO
6	6	13C4-PFOS	IPA	1.82e1	0.4	NO
7	7	13C6-PFDA	IPA	4.49e1	0.3	NO
8	8	13C7-PFUdA	IPA	1.09e2	0.6	NO

Name: 171220M3_18, Date: 21-Dec-2017, Time: 04:53:46, ID: B7K0018-MS1 Matrix Spike 0.12535, Description: Matrix Spike

	#	Name	ID	Area	%Rec	Area Out
1	1	13C4-PFBA	B7K0018-MS1 Matrix Spike 0.12535	9.03e3	71.5	NO
2	2	13C5-PFHxA	B7K0018-MS1 Matrix Spike 0.12535	1.38e4	68.1	NO
3	3	13C3-PFHxS	B7K0018-MS1 Matrix Spike 0.12535	2.51e3	67.4	NO
4	4	13C8-PFOA	B7K0018-MS1 Matrix Spike 0.12535	8.89e3	67.1	NO
5	5	13C9-PFNA	B7K0018-MS1 Matrix Spike 0.12535	7.15e3	43.9	YES
6	6	13C4-PFOS	B7K0018-MS1 Matrix Spike 0.12535	1.89e3	39.9	YES
7	7	13C6-PFDA	B7K0018-MS1 Matrix Spike 0.12535	4.16e3	25.3	YES
8	8	13C7-PFUdA	B7K0018-MS1 Matrix Spike 0.12535	2.02e3	11.8	YES

Dataset: U:\Q4.PRO\results\171220M3\171220M3-38.qld

Last Altered: Thursday, December 21, 2017 14:53:07 Pacific Standard Time
Printed: Thursday, December 21, 2017 14:53:48 Pacific Standard Time

Name: 171220M3_19, Date: 21-Dec-2017, Time: 05:04:57, ID: B7K0018-MSD1 Matrix Spike Dup 0.11614, Description: Matrix Spike Dup

	#	Name	ID	Area	%Rec	Area Out
1	1	13C4-PFBA	B7K0018-MSD1 Matrix Spike Dup 0.11...	1.37e4	108.3	NO
2	2	13C5-PFHxA	B7K0018-MSD1 Matrix Spike Dup 0.11...	1.99e4	98.3	NO
3	3	13C3-PFHxS	B7K0018-MSD1 Matrix Spike Dup 0.11...	4.38e3	117.8	NO
4	4	13C8-PFOA	B7K0018-MSD1 Matrix Spike Dup 0.11...	1.34e4	101.3	NO
5	5	13C9-PFNA	B7K0018-MSD1 Matrix Spike Dup 0.11...	1.11e4	67.9	NO
6	6	13C4-PFOS	B7K0018-MSD1 Matrix Spike Dup 0.11...	2.38e3	50.3	NO
7	7	13C6-PFDA	B7K0018-MSD1 Matrix Spike Dup 0.11...	4.38e3	26.6	YES
8	8	13C7-PFUdA	B7K0018-MSD1 Matrix Spike Dup 0.11...	1.52e3	8.8	YES

Name: 171220M3_20, Date: 21-Dec-2017, Time: 05:16:07, ID: B7K0018-BLK1 Method Blank, Description: Method Blank

	#	Name	ID	Area	%Rec	Area Out
1	1	13C4-PFBA	B7K0018-BLK1 Method Blank	1.04e4	82.3	NO
2	2	13C5-PFHxA	B7K0018-BLK1 Method Blank	1.58e4	78.2	NO
3	3	13C3-PFHxS	B7K0018-BLK1 Method Blank	2.43e3	65.2	NO
4	4	13C8-PFOA	B7K0018-BLK1 Method Blank	9.68e3	73.1	NO
5	5	13C9-PFNA	B7K0018-BLK1 Method Blank	8.82e3	54.2	NO
6	6	13C4-PFOS	B7K0018-BLK1 Method Blank	1.92e3	40.4	YES
7	7	13C6-PFDA	B7K0018-BLK1 Method Blank	4.38e3	26.6	YES
8	8	13C7-PFUdA	B7K0018-BLK1 Method Blank	2.07e3	12.0	YES

Name: 171220M3_21, Date: 21-Dec-2017, Time: 05:27:18, ID: 1701566-15RE1 AFFF-FFTA-WG-DUP1-102517 0.11791, Description: AFFF-FFTA-WG-DUP1-102517

	#	Name	ID	Area	%Rec	Area Out
1	1	13C4-PFBA	1701566-15RE1 AFFF-FFTA-WG-DUP...	1.11e4	88.0	NO
2	2	13C5-PFHxA	1701566-15RE1 AFFF-FFTA-WG-DUP...	1.58e4	78.1	NO
3	3	13C3-PFHxS	1701566-15RE1 AFFF-FFTA-WG-DUP...	3.25e3	87.2	NO
4	4	13C8-PFOA	1701566-15RE1 AFFF-FFTA-WG-DUP...	1.03e4	77.8	NO
5	5	13C9-PFNA	1701566-15RE1 AFFF-FFTA-WG-DUP...	9.52e3	58.4	NO
6	6	13C4-PFOS	1701566-15RE1 AFFF-FFTA-WG-DUP...	2.48e3	52.4	NO
7	7	13C6-PFDA	1701566-15RE1 AFFF-FFTA-WG-DUP...	5.12e3	31.1	YES
8	8	13C7-PFUdA	1701566-15RE1 AFFF-FFTA-WG-DUP...	1.80e3	10.5	YES

Name: 171220M3_22, Date: 21-Dec-2017, Time: 05:38:29, ID: 1701566-17RE1 EB1-WG-102617 0.2333, Description: EB1-WG-102617

	#	Name	ID	Area	%Rec	Area Out
1	1	13C4-PFBA	1701566-17RE1 EB1-WG-102617 0.2333	1.13e4	89.1	NO
2	2	13C5-PFHxA	1701566-17RE1 EB1-WG-102617 0.2333	1.70e4	84.3	NO
3	3	13C3-PFHxS	1701566-17RE1 EB1-WG-102617 0.2333	3.21e3	86.3	NO
4	4	13C8-PFOA	1701566-17RE1 EB1-WG-102617 0.2333	1.12e4	84.7	NO
5	5	13C9-PFNA	1701566-17RE1 EB1-WG-102617 0.2333	1.09e4	66.8	NO
6	6	13C4-PFOS	1701566-17RE1 EB1-WG-102617 0.2333	2.18e3	45.9	YES
7	7	13C6-PFDA	1701566-17RE1 EB1-WG-102617 0.2333	5.48e3	33.3	YES
8	8	13C7-PFUdA	1701566-17RE1 EB1-WG-102617 0.2333	2.59e3	15.1	YES

Dataset: U:\Q4.PRO\results\171220M3\171220M3-38.qld

Last Altered: Thursday, December 21, 2017 14:53:07 Pacific Standard Time
Printed: Thursday, December 21, 2017 14:53:48 Pacific Standard Time

Name: 171220M3_23, Date: 21-Dec-2017, Time: 05:49:39, ID: 1701566-18RE1 EB1-WS-102617 0.22843, Description: EB1-WS-102617

	#	Name	ID	Area	%Rec	Area Out
1	1	13C4-PFBA	1701566-18RE1 EB1-WS-102617 0.22...	1.09e4	86.1	NO
2	2	13C5-PFHxA	1701566-18RE1 EB1-WS-102617 0.22...	1.57e4	77.8	NO
3	3	13C3-PFHxS	1701566-18RE1 EB1-WS-102617 0.22...	3.06e3	82.1	NO
4	4	13C8-PFOA	1701566-18RE1 EB1-WS-102617 0.22...	9.82e3	74.2	NO
5	5	13C9-PFNA	1701566-18RE1 EB1-WS-102617 0.22...	9.15e3	56.2	NO
6	6	13C4-PFOS	1701566-18RE1 EB1-WS-102617 0.22...	1.99e3	41.9	YES
7	7	13C6-PFDA	1701566-18RE1 EB1-WS-102617 0.22...	4.83e3	29.3	YES
8	8	13C7-PFUdA	1701566-18RE1 EB1-WS-102617 0.22...	3.58e3	20.8	YES

Name: 171220M3_24, Date: 21-Dec-2017, Time: 06:00:52, ID: 1701566-23RE1 AFFF-FFTA-SW-SW/SED5-102717 0.12394, Description: AFFF-FFTA-SW-SW/SED5-102717

	#	Name	ID	Area	%Rec	Area Out
1	1	13C4-PFBA	1701566-23RE1 AFFF-FFTA-SW-SW/S...	9.77e3	77.4	NO
2	2	13C5-PFHxA	1701566-23RE1 AFFF-FFTA-SW-SW/S...	1.56e4	77.4	NO
3	3	13C3-PFHxS	1701566-23RE1 AFFF-FFTA-SW-SW/S...	2.84e3	76.3	NO
4	4	13C8-PFOA	1701566-23RE1 AFFF-FFTA-SW-SW/S...	1.05e4	79.0	NO
5	5	13C9-PFNA	1701566-23RE1 AFFF-FFTA-SW-SW/S...	6.55e3	40.2	YES
6	6	13C4-PFOS	1701566-23RE1 AFFF-FFTA-SW-SW/S...	1.57e3	33.2	YES
7	7	13C6-PFDA	1701566-23RE1 AFFF-FFTA-SW-SW/S...	3.35e3	20.4	YES
8	8	13C7-PFUdA	1701566-23RE1 AFFF-FFTA-SW-SW/S...	1.68e3	9.8	YES

Name: 171220M3_25, Date: 21-Dec-2017, Time: 06:12:04, ID: 1701566-24RE1 AFFF-FFTA-SW-SW/SED7-102717 0.10678, Description: AFFF-FFTA-SW-SW/SED7-102717

	#	Name	ID	Area	%Rec	Area Out
1	1	13C4-PFBA	1701566-24RE1 AFFF-FFTA-SW-SW/S...	1.03e4	81.6	NO
2	2	13C5-PFHxA	1701566-24RE1 AFFF-FFTA-SW-SW/S...	1.44e4	71.3	NO
3	3	13C3-PFHxS	1701566-24RE1 AFFF-FFTA-SW-SW/S...	2.85e3	76.6	NO
4	4	13C8-PFOA	1701566-24RE1 AFFF-FFTA-SW-SW/S...	8.92e3	67.4	NO
5	5	13C9-PFNA	1701566-24RE1 AFFF-FFTA-SW-SW/S...	8.43e3	51.8	NO
6	6	13C4-PFOS	1701566-24RE1 AFFF-FFTA-SW-SW/S...	2.93e3	61.9	NO
7	7	13C6-PFDA	1701566-24RE1 AFFF-FFTA-SW-SW/S...	5.07e3	30.8	YES
8	8	13C7-PFUdA	1701566-24RE1 AFFF-FFTA-SW-SW/S...	3.68e3	21.4	YES

Name: 171220M3_26, Date: 21-Dec-2017, Time: 06:23:20, ID: 1701566-25RE1 AFFF-FFTA-SW-SW/SED6-102717 0.11883, Description: AFFF-FFTA-SW-SW/SED6-102717

	#	Name	ID	Area	%Rec	Area Out
1	1	13C4-PFBA	1701566-25RE1 AFFF-FFTA-SW-SW/S...	9.75e3	77.2	NO
2	2	13C5-PFHxA	1701566-25RE1 AFFF-FFTA-SW-SW/S...	1.36e4	67.4	NO
3	3	13C3-PFHxS	1701566-25RE1 AFFF-FFTA-SW-SW/S...	2.33e3	62.5	NO
4	4	13C8-PFOA	1701566-25RE1 AFFF-FFTA-SW-SW/S...	8.83e3	66.7	NO
5	5	13C9-PFNA	1701566-25RE1 AFFF-FFTA-SW-SW/S...	4.68e3	28.7	YES
6	6	13C4-PFOS	1701566-25RE1 AFFF-FFTA-SW-SW/S...	9.21e2	19.4	YES
7	7	13C6-PFDA	1701566-25RE1 AFFF-FFTA-SW-SW/S...	1.91e3	11.6	YES
8	8	13C7-PFUdA	1701566-25RE1 AFFF-FFTA-SW-SW/S...	6.47e2	3.8	YES

Dataset: U:\Q4.PRO\results\171220M3\171220M3-38.qld

Last Altered: Thursday, December 21, 2017 14:53:07 Pacific Standard Time
Printed: Thursday, December 21, 2017 14:53:48 Pacific Standard Time

Name: 171220M3_27, Date: 21-Dec-2017, Time: 06:34:31, ID: 1701566-26RE1 AFFF-FFTA-WS-DUP1-102717 0.12119, Description: AFFF-FFTA-WS-DUP1-102717

	#	Name	ID	Area	%Rec	Area Out
1	1	13C4-PFBA	1701566-26RE1 AFFF-FFTA-WS-DUP...	9.65e3	76.4	NO
2	2	13C5-PFHxA	1701566-26RE1 AFFF-FFTA-WS-DUP...	1.42e4	70.5	NO
3	3	13C3-PFHxS	1701566-26RE1 AFFF-FFTA-WS-DUP...	2.72e3	73.0	NO
4	4	13C8-PFOA	1701566-26RE1 AFFF-FFTA-WS-DUP...	9.72e3	73.4	NO
5	5	13C9-PFNA	1701566-26RE1 AFFF-FFTA-WS-DUP...	6.22e3	38.2	YES
6	6	13C4-PFOS	1701566-26RE1 AFFF-FFTA-WS-DUP...	1.31e3	27.7	YES
7	7	13C6-PFDA	1701566-26RE1 AFFF-FFTA-WS-DUP...	2.63e3	16.0	YES
8	8	13C7-PFUdA	1701566-26RE1 AFFF-FFTA-WS-DUP...	8.43e2	4.9	YES

Name: 171220M3_28, Date: 21-Dec-2017, Time: 06:45:41, ID: 1701566-27RE1 EB1-SED-102717 0.12887, Description: EB1-SED-102717

	#	Name	ID	Area	%Rec	Area Out
1	1	13C4-PFBA	1701566-27RE1 EB1-SED-102717 0.12...	9.81e3	77.6	NO
2	2	13C5-PFHxA	1701566-27RE1 EB1-SED-102717 0.12...	1.29e4	64.0	NO
3	3	13C3-PFHxS	1701566-27RE1 EB1-SED-102717 0.12...	2.80e3	75.3	NO
4	4	13C8-PFOA	1701566-27RE1 EB1-SED-102717 0.12...	1.01e4	76.3	NO
5	5	13C9-PFNA	1701566-27RE1 EB1-SED-102717 0.12...	7.93e3	48.7	YES
6	6	13C4-PFOS	1701566-27RE1 EB1-SED-102717 0.12...	2.26e3	47.6	YES
7	7	13C6-PFDA	1701566-27RE1 EB1-SED-102717 0.12...	5.70e3	34.6	YES
8	8	13C7-PFUdA	1701566-27RE1 EB1-SED-102717 0.12...	2.95e3	17.2	YES

Name: 171220M3_29, Date: 21-Dec-2017, Time: 06:56:52, ID: 1701804-1@30X ESHEP-GW-TW01-112117 0.10732, Description: ESHEP-GW-TW01-112117

	#	Name	ID	Area	%Rec	Area Out
1	1	13C4-PFBA	1701804-1@30X ESHEP-GW-TW01-1...	3.68e2	2.9	YES
2	2	13C5-PFHxA	1701804-1@30X ESHEP-GW-TW01-1...	4.95e2	2.4	YES
3	3	13C3-PFHxS	1701804-1@30X ESHEP-GW-TW01-1...	9.26e1	2.5	YES
4	4	13C8-PFOA	1701804-1@30X ESHEP-GW-TW01-1...	4.03e2	3.0	YES
5	5	13C9-PFNA	1701804-1@30X ESHEP-GW-TW01-1...	4.26e2	2.6	YES
6	6	13C4-PFOS	1701804-1@30X ESHEP-GW-TW01-1...	1.46e2	3.1	YES
7	7	13C6-PFDA	1701804-1@30X ESHEP-GW-TW01-1...	2.93e2	1.8	YES
8	8	13C7-PFUdA	1701804-1@30X ESHEP-GW-TW01-1...	2.96e2	1.7	YES

Name: 171220M3_30, Date: 21-Dec-2017, Time: 07:08:03, ID: 1701804-15 ESHEP-GW-TW03-112117 0.11762, Description: ESHEP-GW-TW03-112117

	#	Name	ID	Area	%Rec	Area Out
1	1	13C4-PFBA	1701804-15 ESHEP-GW-TW03-112117...	1.09e4	86.0	NO
2	2	13C5-PFHxA	1701804-15 ESHEP-GW-TW03-112117...	1.65e4	81.6	NO
3	3	13C3-PFHxS	1701804-15 ESHEP-GW-TW03-112117...	3.58e3	96.3	NO
4	4	13C8-PFOA	1701804-15 ESHEP-GW-TW03-112117...	1.21e4	91.0	NO
5	5	13C9-PFNA	1701804-15 ESHEP-GW-TW03-112117...	1.25e4	77.0	NO
6	6	13C4-PFOS	1701804-15 ESHEP-GW-TW03-112117...	3.02e3	63.7	NO
7	7	13C6-PFDA	1701804-15 ESHEP-GW-TW03-112117...	8.98e3	54.6	NO
8	8	13C7-PFUdA	1701804-15 ESHEP-GW-TW03-112117...	9.19e3	53.5	NO

Dataset: U:\Q4.PRO\results\171220M3\171220M3-38.qld

Last Altered: Thursday, December 21, 2017 14:53:07 Pacific Standard Time
Printed: Thursday, December 21, 2017 14:53:48 Pacific Standard Time

Name: 171220M3_31, Date: 21-Dec-2017, Time: 07:19:14, ID: 1701804-16@10X ESHEP-GW-TW05-112117 0.11411, Description: ESHEP-GW-TW05-112117

	#	Name	ID	Area	%Rec	Area Out
1	1	13C4-PFBA	1701804-16@10X ESHEP-GW-TW05-...	1.08e3	8.5	YES
2	2	13C5-PFHxA	1701804-16@10X ESHEP-GW-TW05-...	1.31e3	6.5	YES
3	3	13C3-PFHxS	1701804-16@10X ESHEP-GW-TW05-...	2.61e2	7.0	YES
4	4	13C8-PFOA	1701804-16@10X ESHEP-GW-TW05-...	9.87e2	7.5	YES
5	5	13C9-PFNA	1701804-16@10X ESHEP-GW-TW05-...	9.44e2	5.8	YES
6	6	13C4-PFOS	1701804-16@10X ESHEP-GW-TW05-...	2.38e2	5.0	YES
7	7	13C6-PFDA	1701804-16@10X ESHEP-GW-TW05-...	4.64e2	2.8	YES
8	8	13C7-PFUdA	1701804-16@10X ESHEP-GW-TW05-...	5.29e2	3.1	YES

Name: 171220M3_32, Date: 21-Dec-2017, Time: 07:30:24, ID: B7K0141-BS1 OPR 0.125, Description: OPR

	#	Name	ID	Area	%Rec	Area Out
1	1	13C4-PFBA	B7K0141-BS1 OPR 0.125	2.29e4	181.1	YES
2	2	13C5-PFHxA	B7K0141-BS1 OPR 0.125	3.25e4	161.0	YES
3	3	13C3-PFHxS	B7K0141-BS1 OPR 0.125	7.48e3	200.8	YES
4	4	13C8-PFOA	B7K0141-BS1 OPR 0.125	2.33e4	176.1	YES
5	5	13C9-PFNA	B7K0141-BS1 OPR 0.125	2.94e4	180.6	YES
6	6	13C4-PFOS	B7K0141-BS1 OPR 0.125	8.35e3	176.3	YES
7	7	13C6-PFDA	B7K0141-BS1 OPR 0.125	2.23e4	135.3	NO
8	8	13C7-PFUdA	B7K0141-BS1 OPR 0.125	3.33e4	193.8	YES

Name: 171220M3_33, Date: 21-Dec-2017, Time: 07:41:35, ID: B7K0141-BSD1 LCS Dup 0.125, Description: LCS Dup

	#	Name	ID	Area	%Rec	Area Out
1	1	13C4-PFBA	B7K0141-BSD1 LCS Dup 0.125	2.21e4	175.1	YES
2	2	13C5-PFHxA	B7K0141-BSD1 LCS Dup 0.125	3.45e4	170.9	YES
3	3	13C3-PFHxS	B7K0141-BSD1 LCS Dup 0.125	7.04e3	189.1	YES
4	4	13C8-PFOA	B7K0141-BSD1 LCS Dup 0.125	2.31e4	174.8	YES
5	5	13C9-PFNA	B7K0141-BSD1 LCS Dup 0.125	2.34e4	143.4	NO
6	6	13C4-PFOS	B7K0141-BSD1 LCS Dup 0.125	8.07e3	170.2	YES
7	7	13C6-PFDA	B7K0141-BSD1 LCS Dup 0.125	2.19e4	133.2	NO
8	8	13C7-PFUdA	B7K0141-BSD1 LCS Dup 0.125	3.23e4	188.1	YES

Name: 171220M3_34, Date: 21-Dec-2017, Time: 07:52:45, ID: B7K0143-BS1 OPR 0.125, Description: OPR

	#	Name	ID	Area	%Rec	Area Out
1	1	13C4-PFBA	B7K0143-BS1 OPR 0.125	7.44e3	58.9	NO
2	2	13C5-PFHxA	B7K0143-BS1 OPR 0.125	1.16e4	57.2	NO
3	3	13C3-PFHxS	B7K0143-BS1 OPR 0.125	2.70e3	72.6	NO
4	4	13C8-PFOA	B7K0143-BS1 OPR 0.125	8.44e3	63.8	NO
5	5	13C9-PFNA	B7K0143-BS1 OPR 0.125	1.04e4	64.1	NO
6	6	13C4-PFOS	B7K0143-BS1 OPR 0.125	2.77e3	58.4	NO
7	7	13C6-PFDA	B7K0143-BS1 OPR 0.125	9.41e3	57.2	NO
8	8	13C7-PFUdA	B7K0143-BS1 OPR 0.125	9.74e3	56.7	NO

Dataset: U:\Q4.PRO\results\171220M3\171220M3-38.qld

Last Altered: Thursday, December 21, 2017 14:53:07 Pacific Standard Time
Printed: Thursday, December 21, 2017 14:53:48 Pacific Standard Time

Name: 171220M3_35, Date: 21-Dec-2017, Time: 08:03:56, ID: IPA, Description: IPA

	#	Name	ID	Area	%Rec	Area Out
1	1	13C4-PFBA	IPA			NO
2	2	13C5-PFHxA	IPA			NO
3	3	13C3-PFHxS	IPA			NO
4	4	13C8-PFOA	IPA	5.27e0	0.0	NO
5	5	13C9-PFNA	IPA	2.84e1	0.2	NO
6	6	13C4-PFOS	IPA	1.38e1	0.3	NO
7	7	13C6-PFDA	IPA	7.60e0	0.0	NO
8	8	13C7-PFUdA	IPA	2.90e2	1.7	NO

Name: 171220M3_36, Date: 21-Dec-2017, Time: 08:15:07, ID: B7K0141-BLK1 Method Blank 0.125, Description: Method Blank

	#	Name	ID	Area	%Rec	Area Out
1	1	13C4-PFBA	B7K0141-BLK1 Method Blank 0.125	2.20e4	173.9	YES
2	2	13C5-PFHxA	B7K0141-BLK1 Method Blank 0.125	3.31e4	164.0	YES
3	3	13C3-PFHxS	B7K0141-BLK1 Method Blank 0.125	6.99e3	187.7	YES
4	4	13C8-PFOA	B7K0141-BLK1 Method Blank 0.125	2.47e4	186.3	YES
5	5	13C9-PFNA	B7K0141-BLK1 Method Blank 0.125	2.58e4	158.4	YES
6	6	13C4-PFOS	B7K0141-BLK1 Method Blank 0.125	7.02e3	148.1	NO
7	7	13C6-PFDA	B7K0141-BLK1 Method Blank 0.125	2.15e4	130.7	NO
8	8	13C7-PFUdA	B7K0141-BLK1 Method Blank 0.125	2.98e4	173.4	YES

Name: 171220M3_37, Date: 21-Dec-2017, Time: 08:26:18, ID: B7K0143-BLK1 Method Blank 0.125, Description: Method Blank

	#	Name	ID	Area	%Rec	Area Out
1	1	13C4-PFBA	B7K0143-BLK1 Method Blank 0.125	7.77e3	61.5	NO
2	2	13C5-PFHxA	B7K0143-BLK1 Method Blank 0.125	1.13e4	56.1	NO
3	3	13C3-PFHxS	B7K0143-BLK1 Method Blank 0.125	2.52e3	67.8	NO
4	4	13C8-PFOA	B7K0143-BLK1 Method Blank 0.125	9.57e3	72.3	NO
5	5	13C9-PFNA	B7K0143-BLK1 Method Blank 0.125	8.27e3	50.8	NO
6	6	13C4-PFOS	B7K0143-BLK1 Method Blank 0.125	2.63e3	55.5	NO
7	7	13C6-PFDA	B7K0143-BLK1 Method Blank 0.125	9.07e3	55.1	NO
8	8	13C7-PFUdA	B7K0143-BLK1 Method Blank 0.125	9.68e3	56.3	NO

Name: 171220M3_38, Date: 21-Dec-2017, Time: 08:37:28, ID: B7K0143-MS1 Matrix Spike 0.1145, Description: Matrix Spike

	#	Name	ID	Area	%Rec	Area Out
1	1	13C4-PFBA	B7K0143-MS1 Matrix Spike 0.1145	7.11e3	56.3	NO
2	2	13C5-PFHxA	B7K0143-MS1 Matrix Spike 0.1145	1.07e4	53.0	NO
3	3	13C3-PFHxS	B7K0143-MS1 Matrix Spike 0.1145	2.65e3	71.1	NO
4	4	13C8-PFOA	B7K0143-MS1 Matrix Spike 0.1145	7.73e3	58.4	NO
5	5	13C9-PFNA	B7K0143-MS1 Matrix Spike 0.1145	8.85e3	54.3	NO
6	6	13C4-PFOS	B7K0143-MS1 Matrix Spike 0.1145	3.19e3	67.4	NO
7	7	13C6-PFDA	B7K0143-MS1 Matrix Spike 0.1145	8.58e3	52.1	NO
8	8	13C7-PFUdA	B7K0143-MS1 Matrix Spike 0.1145	8.60e3	50.0	NO

Dataset: U:\Q4.PRO\results\171220M3\171220M3-38.qld

Last Altered: Thursday, December 21, 2017 14:53:07 Pacific Standard Time
Printed: Thursday, December 21, 2017 14:53:48 Pacific Standard Time

Name: 171220M3_39, Date: 21-Dec-2017, Time: 08:48:39, ID: B7K0143-MSD1 Matrix Spike Dup 0.10519, Description: Matrix Spike Dup

	#	Name	ID	Area	%Rec	Area Out
1	1	13C4-PFBA	B7K0143-MSD1 Matrix Spike Dup 0.10...	7.17e3	56.8	NO
2	2	13C5-PFHxA	B7K0143-MSD1 Matrix Spike Dup 0.10...	1.02e4	50.3	NO
3	3	13C3-PFHxS	B7K0143-MSD1 Matrix Spike Dup 0.10...	2.54e3	68.1	NO
4	4	13C8-PFOA	B7K0143-MSD1 Matrix Spike Dup 0.10...	7.71e3	58.2	NO
5	5	13C9-PFNA	B7K0143-MSD1 Matrix Spike Dup 0.10...	7.48e3	45.9	YES
6	6	13C4-PFOS	B7K0143-MSD1 Matrix Spike Dup 0.10...	2.88e3	60.7	NO
7	7	13C6-PFDA	B7K0143-MSD1 Matrix Spike Dup 0.10...	8.18e3	49.7	YES
8	8	13C7-PFUdA	B7K0143-MSD1 Matrix Spike Dup 0.10...	1.01e4	59.0	NO

Name: 171220M3_40, Date: 21-Dec-2017, Time: 08:59:50, ID: 1701715-01 I001MW52S-171113 0.00111, Description: I001MW52S-171113

	#	Name	ID	Area	%Rec	Area Out
1	1	13C4-PFBA	1701715-01 I001MW52S-171113 0.00111	2.23e4	176.5	YES
2	2	13C5-PFHxA	1701715-01 I001MW52S-171113 0.00111	2.99e4	148.1	NO
3	3	13C3-PFHxS	1701715-01 I001MW52S-171113 0.00111	6.88e3	184.8	YES
4	4	13C8-PFOA	1701715-01 I001MW52S-171113 0.00111	1.86e4	140.5	NO
5	5	13C9-PFNA	1701715-01 I001MW52S-171113 0.00111	2.52e4	154.6	YES
6	6	13C4-PFOS	1701715-01 I001MW52S-171113 0.00111	8.95e3	188.9	YES
7	7	13C6-PFDA	1701715-01 I001MW52S-171113 0.00111	2.66e4	161.6	YES
8	8	13C7-PFUdA	1701715-01 I001MW52S-171113 0.00111	2.50e4	145.3	NO

Name: 171220M3_41, Date: 21-Dec-2017, Time: 09:11:01, ID: 1701715-02 I001MW52D-171114 0.1085, Description: I001MW52D-171114

	#	Name	ID	Area	%Rec	Area Out
1	1	13C4-PFBA	1701715-02 I001MW52D-171114 0.1085	5.94e3	47.0	YES
2	2	13C5-PFHxA	1701715-02 I001MW52D-171114 0.1085	8.96e3	44.4	YES
3	3	13C3-PFHxS	1701715-02 I001MW52D-171114 0.1085	2.25e3	60.3	NO
4	4	13C8-PFOA	1701715-02 I001MW52D-171114 0.1085	6.98e3	52.7	NO
5	5	13C9-PFNA	1701715-02 I001MW52D-171114 0.1085	8.58e3	52.7	NO
6	6	13C4-PFOS	1701715-02 I001MW52D-171114 0.1085	2.24e3	47.3	YES
7	7	13C6-PFDA	1701715-02 I001MW52D-171114 0.1085	6.09e3	37.0	YES
8	8	13C7-PFUdA	1701715-02 I001MW52D-171114 0.1085	8.05e3	46.8	YES

Name: 171220M3_42, Date: 21-Dec-2017, Time: 09:22:11, ID: 1701715-03 EB01-171113 0.11224, Description: EB01-171113

	#	Name	ID	Area	%Rec	Area Out
1	1	13C4-PFBA	1701715-03 EB01-171113 0.11224	8.22e3	65.1	NO
2	2	13C5-PFHxA	1701715-03 EB01-171113 0.11224	1.19e4	58.9	NO
3	3	13C3-PFHxS	1701715-03 EB01-171113 0.11224	2.57e3	69.0	NO
4	4	13C8-PFOA	1701715-03 EB01-171113 0.11224	9.41e3	71.0	NO
5	5	13C9-PFNA	1701715-03 EB01-171113 0.11224	1.09e4	66.7	NO
6	6	13C4-PFOS	1701715-03 EB01-171113 0.11224	2.98e3	62.8	NO
7	7	13C6-PFDA	1701715-03 EB01-171113 0.11224	9.45e3	57.5	NO
8	8	13C7-PFUdA	1701715-03 EB01-171113 0.11224	1.19e4	69.3	NO

Dataset: U:\Q4.PRO\results\171220M3\171220M3-38.qld

Last Altered: Thursday, December 21, 2017 14:53:07 Pacific Standard Time
Printed: Thursday, December 21, 2017 14:53:48 Pacific Standard Time

Name: 171220M3_43, Date: 21-Dec-2017, Time: 09:33:21, ID: IPA, Description: IPA

	#	Name	ID	Area	%Rec	Area Out
1	1	13C4-PFBA	IPA			NO
2	2	13C5-PFHxA	IPA			NO
3	3	13C3-PFHxS	IPA			NO
4	4	13C8-PFOA	IPA	1.02e1	0.1	NO
5	5	13C9-PFNA	IPA	2.10e1	0.1	NO
6	6	13C4-PFOS	IPA	3.81e1	0.8	NO
7	7	13C6-PFDA	IPA	8.97e1	0.5	NO
8	8	13C7-PFUdA	IPA	7.12e2	4.1	NO

Name: 171220M3_44, Date: 21-Dec-2017, Time: 09:44:33, ID: ST171220M3-11 PFC CS3 17K2810, Description: PFC CS3 17K2810

	#	Name	ID	Area	%Rec	Area Out
1	1	13C4-PFBA	ST171220M3-11 PFC CS3 17K2810	1.28e4	101.1	NO
2	2	13C5-PFHxA	ST171220M3-11 PFC CS3 17K2810	1.90e4	94.2	NO
3	3	13C3-PFHxS	ST171220M3-11 PFC CS3 17K2810	3.81e3	102.4	NO
4	4	13C8-PFOA	ST171220M3-11 PFC CS3 17K2810	1.39e4	104.7	NO
5	5	13C9-PFNA	ST171220M3-11 PFC CS3 17K2810	1.31e4	80.3	NO
6	6	13C4-PFOS	ST171220M3-11 PFC CS3 17K2810	4.15e3	87.6	NO
7	7	13C6-PFDA	ST171220M3-11 PFC CS3 17K2810	1.34e4	81.7	NO
8	8	13C7-PFUdA	ST171220M3-11 PFC CS3 17K2810	1.68e4	97.8	NO

Name: 171220M3_45, Date: 21-Dec-2017, Time: 09:55:43, ID: IPA, Description: IPA

	#	Name	ID	Area	%Rec	Area Out
1	1	13C4-PFBA	IPA			NO
2	2	13C5-PFHxA	IPA			NO
3	3	13C3-PFHxS	IPA			NO
4	4	13C8-PFOA	IPA	6.64e0	0.1	NO
5	5	13C9-PFNA	IPA	1.00e1	0.1	NO
6	6	13C4-PFOS	IPA	1.19e1	0.3	NO
7	7	13C6-PFDA	IPA	1.04e2	0.6	NO
8	8	13C7-PFUdA	IPA	2.70e1	0.2	NO

Name: 171220M3_46, Date: 21-Dec-2017, Time: 10:06:54, ID: 1701715-04 I001BC50S-171114 0.10565, Description: I001BC50S-171114

	#	Name	ID	Area	%Rec	Area Out
1	1	13C4-PFBA	1701715-04 I001BC50S-171114 0.10565	7.47e3	59.2	NO
2	2	13C5-PFHxA	1701715-04 I001BC50S-171114 0.10565	9.90e3	49.0	YES
3	3	13C3-PFHxS	1701715-04 I001BC50S-171114 0.10565	1.80e3	48.2	YES
4	4	13C8-PFOA	1701715-04 I001BC50S-171114 0.10565	7.20e3	54.4	NO
5	5	13C9-PFNA	1701715-04 I001BC50S-171114 0.10565	8.47e3	52.0	NO
6	6	13C4-PFOS	1701715-04 I001BC50S-171114 0.10565	2.21e3	46.7	YES
7	7	13C6-PFDA	1701715-04 I001BC50S-171114 0.10565	7.75e3	47.1	YES
8	8	13C7-PFUdA	1701715-04 I001BC50S-171114 0.10565	9.05e3	52.7	NO

Dataset: U:\Q4.PRO\results\171220M3\171220M3-38.qld

Last Altered: Thursday, December 21, 2017 14:53:07 Pacific Standard Time
Printed: Thursday, December 21, 2017 14:53:48 Pacific Standard Time

Name: 171220M3_47, Date: 21-Dec-2017, Time: 10:18:05, ID: 1701715-05 I001MW50D-171114 0.10842, Description: I001MW50D-171114

	#	Name	ID	Area	%Rec	Area Out
1	1	13C4-PFBA	1701715-05 I001MW50D-171114 0.108...	6.10e3	48.3	YES
2	2	13C5-PFHxA	1701715-05 I001MW50D-171114 0.108...	9.32e3	46.1	YES
3	3	13C3-PFHxS	1701715-05 I001MW50D-171114 0.108...	2.25e3	60.5	NO
4	4	13C8-PFOA	1701715-05 I001MW50D-171114 0.108...	7.68e3	58.0	NO
5	5	13C9-PFNA	1701715-05 I001MW50D-171114 0.108...	6.76e3	41.5	YES
6	6	13C4-PFOS	1701715-05 I001MW50D-171114 0.108...	2.73e3	57.7	NO
7	7	13C6-PFDA	1701715-05 I001MW50D-171114 0.108...	6.54e3	39.8	YES
8	8	13C7-PFUdA	1701715-05 I001MW50D-171114 0.108...	9.46e3	55.1	NO

Name: 171220M3_48, Date: 21-Dec-2017, Time: 10:29:15, ID: 1701715-06 I001MW50X-171114 0.12154, Description: I001MW50X-171114

	#	Name	ID	Area	%Rec	Area Out
1	1	13C4-PFBA	1701715-06 I001MW50X-171114 0.121...	7.66e3	60.6	NO
2	2	13C5-PFHxA	1701715-06 I001MW50X-171114 0.121...	1.13e4	56.1	NO
3	3	13C3-PFHxS	1701715-06 I001MW50X-171114 0.121...	2.93e3	78.8	NO
4	4	13C8-PFOA	1701715-06 I001MW50X-171114 0.121...	8.59e3	64.9	NO
5	5	13C9-PFNA	1701715-06 I001MW50X-171114 0.121...	9.38e3	57.6	NO
6	6	13C4-PFOS	1701715-06 I001MW50X-171114 0.121...	3.18e3	67.1	NO
7	7	13C6-PFDA	1701715-06 I001MW50X-171114 0.121...	8.44e3	51.3	NO
8	8	13C7-PFUdA	1701715-06 I001MW50X-171114 0.121...	9.44e3	54.9	NO

Name: 171220M3_49, Date: 21-Dec-2017, Time: 10:40:26, ID: 1701715-07 SB01-171114 0.11788, Description: SB01-171114

	#	Name	ID	Area	%Rec	Area Out
1	1	13C4-PFBA	1701715-07 SB01-171114 0.11788	6.45e3	51.1	NO
2	2	13C5-PFHxA	1701715-07 SB01-171114 0.11788	9.14e3	45.3	YES
3	3	13C3-PFHxS	1701715-07 SB01-171114 0.11788	2.22e3	59.7	NO
4	4	13C8-PFOA	1701715-07 SB01-171114 0.11788	7.38e3	55.7	NO
5	5	13C9-PFNA	1701715-07 SB01-171114 0.11788	7.53e3	46.2	YES
6	6	13C4-PFOS	1701715-07 SB01-171114 0.11788	3.01e3	63.4	NO
7	7	13C6-PFDA	1701715-07 SB01-171114 0.11788	6.14e3	37.4	YES
8	8	13C7-PFUdA	1701715-07 SB01-171114 0.11788	9.53e3	55.5	NO

Name: 171220M3_50, Date: 21-Dec-2017, Time: 10:51:36, ID: 1701715-08 I001MW53D-171114 0.12147, Description: I001MW53D-171114

	#	Name	ID	Area	%Rec	Area Out
1	1	13C4-PFBA	1701715-08 I001MW53D-171114 0.121...	6.58e3	52.1	NO
2	2	13C5-PFHxA	1701715-08 I001MW53D-171114 0.121...	8.38e3	41.5	YES
3	3	13C3-PFHxS	1701715-08 I001MW53D-171114 0.121...	2.71e3	72.7	NO
4	4	13C8-PFOA	1701715-08 I001MW53D-171114 0.121...	6.75e3	51.0	NO
5	5	13C9-PFNA	1701715-08 I001MW53D-171114 0.121...	7.08e3	43.5	YES
6	6	13C4-PFOS	1701715-08 I001MW53D-171114 0.121...	2.89e3	61.0	NO
7	7	13C6-PFDA	1701715-08 I001MW53D-171114 0.121...	6.43e3	39.1	YES
8	8	13C7-PFUdA	1701715-08 I001MW53D-171114 0.121...	6.99e3	40.7	YES

Dataset: U:\Q4.PRO\results\171220M3\171220M3-38.qld

Last Altered: Thursday, December 21, 2017 14:53:07 Pacific Standard Time
Printed: Thursday, December 21, 2017 14:53:48 Pacific Standard Time

Name: 171220M3_51, Date: 21-Dec-2017, Time: 11:02:48, ID: 1701715-09 EB02-171114 0.0937, Description: EB02-171114

	#	Name	ID	Area	%Rec	Area Out
1	1	13C4-PFBA	1701715-09 EB02-171114 0.0937	7.69e3	60.9	NO
2	2	13C5-PFHxA	1701715-09 EB02-171114 0.0937	1.13e4	56.1	NO
3	3	13C3-PFHxS	1701715-09 EB02-171114 0.0937	2.98e3	79.9	NO
4	4	13C8-PFOA	1701715-09 EB02-171114 0.0937	8.93e3	67.4	NO
5	5	13C9-PFNA	1701715-09 EB02-171114 0.0937	7.83e3	48.1	YES
6	6	13C4-PFOS	1701715-09 EB02-171114 0.0937	3.45e3	72.7	NO
7	7	13C6-PFDA	1701715-09 EB02-171114 0.0937	9.06e3	55.1	NO
8	8	13C7-PFUdA	1701715-09 EB02-171114 0.0937	1.14e4	66.1	NO

Name: 171220M3_52, Date: 21-Dec-2017, Time: 11:14:00, ID: 1701715-10 I001BC43MS-171115 0.11222, Description: I001BC43MS-171115

	#	Name	ID	Area	%Rec	Area Out
1	1	13C4-PFBA	1701715-10 I001BC43MS-171115 0.11...	5.75e3	45.5	YES
2	2	13C5-PFHxA	1701715-10 I001BC43MS-171115 0.11...	8.09e3	40.1	YES
3	3	13C3-PFHxS	1701715-10 I001BC43MS-171115 0.11...	2.46e3	65.9	NO
4	4	13C8-PFOA	1701715-10 I001BC43MS-171115 0.11...	6.71e3	50.7	NO
5	5	13C9-PFNA	1701715-10 I001BC43MS-171115 0.11...	6.73e3	41.3	YES
6	6	13C4-PFOS	1701715-10 I001BC43MS-171115 0.11...	2.16e3	45.6	YES
7	7	13C6-PFDA	1701715-10 I001BC43MS-171115 0.11...	5.18e3	31.5	YES
8	8	13C7-PFUdA	1701715-10 I001BC43MS-171115 0.11...	7.88e3	45.9	YES

Name: 171220M3_53, Date: 21-Dec-2017, Time: 11:25:09, ID: 1701715-11 I001MW43D-171115 0.11593, Description: I001MW43D-171115

	#	Name	ID	Area	%Rec	Area Out
1	1	13C4-PFBA	1701715-11 I001MW43D-171115 0.11593	6.53e3	51.7	NO
2	2	13C5-PFHxA	1701715-11 I001MW43D-171115 0.11593	8.31e3	41.1	YES
3	3	13C3-PFHxS	1701715-11 I001MW43D-171115 0.11593	2.70e3	72.5	NO
4	4	13C8-PFOA	1701715-11 I001MW43D-171115 0.11593	6.64e3	50.2	NO
5	5	13C9-PFNA	1701715-11 I001MW43D-171115 0.11593	7.12e3	43.7	YES
6	6	13C4-PFOS	1701715-11 I001MW43D-171115 0.11593	3.30e3	69.6	NO
7	7	13C6-PFDA	1701715-11 I001MW43D-171115 0.11593	7.04e3	42.8	YES
8	8	13C7-PFUdA	1701715-11 I001MW43D-171115 0.11593	8.38e3	48.8	YES

Name: 171220M3_54, Date: 21-Dec-2017, Time: 11:36:20, ID: 1701715-12 I001BC47S-171115 0.10807, Description: I001BC47S-171115

	#	Name	ID	Area	%Rec	Area Out
1	1	13C4-PFBA	1701715-12 I001BC47S-171115 0.10807	5.22e3	41.4	YES
2	2	13C5-PFHxA	1701715-12 I001BC47S-171115 0.10807	7.88e3	39.0	YES
3	3	13C3-PFHxS	1701715-12 I001BC47S-171115 0.10807	2.33e3	62.5	NO
4	4	13C8-PFOA	1701715-12 I001BC47S-171115 0.10807	5.37e3	40.5	YES
5	5	13C9-PFNA	1701715-12 I001BC47S-171115 0.10807	7.09e3	43.5	YES
6	6	13C4-PFOS	1701715-12 I001BC47S-171115 0.10807	2.52e3	53.2	NO
7	7	13C6-PFDA	1701715-12 I001BC47S-171115 0.10807	5.74e3	34.9	YES
8	8	13C7-PFUdA	1701715-12 I001BC47S-171115 0.10807	7.12e3	41.4	YES

Dataset: U:\Q4.PRO\results\171220M3\171220M3-38.qld

Last Altered: Thursday, December 21, 2017 14:53:07 Pacific Standard Time
Printed: Thursday, December 21, 2017 14:53:48 Pacific Standard Time

Name: 171220M3_55, Date: 21-Dec-2017, Time: 11:47:31, ID: 1701715-13 I001MW47D-171115 0.11377, Description: I001MW47D-171115

	#	Name	ID	Area	%Rec	Area Out
1	1	13C4-PFBA	1701715-13 I001MW47D-171115 0.113...	5.72e3	45.3	YES
2	2	13C5-PFHxA	1701715-13 I001MW47D-171115 0.113...	7.98e3	39.5	YES
3	3	13C3-PFHxS	1701715-13 I001MW47D-171115 0.113...	2.58e3	69.2	NO
4	4	13C8-PFOA	1701715-13 I001MW47D-171115 0.113...	5.66e3	42.7	YES
5	5	13C9-PFNA	1701715-13 I001MW47D-171115 0.113...	6.22e3	38.2	YES
6	6	13C4-PFOS	1701715-13 I001MW47D-171115 0.113...	2.90e3	61.2	NO
7	7	13C6-PFDA	1701715-13 I001MW47D-171115 0.113...	6.18e3	37.6	YES
8	8	13C7-PFUdA	1701715-13 I001MW47D-171115 0.113...	8.88e3	51.7	NO

Name: 171220M3_56, Date: 21-Dec-2017, Time: 11:59:06, ID: 1701715-14 EB03-171115 0.11678, Description: EB03-171115

	#	Name	ID	Area	%Rec	Area Out
1	1	13C4-PFBA	1701715-14 EB03-171115 0.11678	7.67e3	60.7	NO
2	2	13C5-PFHxA	1701715-14 EB03-171115 0.11678	1.18e4	58.6	NO
3	3	13C3-PFHxS	1701715-14 EB03-171115 0.11678	2.39e3	64.2	NO
4	4	13C8-PFOA	1701715-14 EB03-171115 0.11678	8.89e3	67.2	NO
5	5	13C9-PFNA	1701715-14 EB03-171115 0.11678	1.01e4	61.9	NO
6	6	13C4-PFOS	1701715-14 EB03-171115 0.11678	2.95e3	62.2	NO
7	7	13C6-PFDA	1701715-14 EB03-171115 0.11678	9.45e3	57.5	NO
8	8	13C7-PFUdA	1701715-14 EB03-171115 0.11678	9.66e3	56.2	NO

Name: 171220M3_57, Date: 21-Dec-2017, Time: 12:10:16, ID: IPA, Description: IPA

	#	Name	ID	Area	%Rec	Area Out
1	1	13C4-PFBA	IPA			NO
2	2	13C5-PFHxA	IPA			NO
3	3	13C3-PFHxS	IPA			NO
4	4	13C8-PFOA	IPA	5.45e0	0.0	NO
5	5	13C9-PFNA	IPA	1.02e1	0.1	NO
6	6	13C4-PFOS	IPA	1.91e1	0.4	NO
7	7	13C6-PFDA	IPA	2.81e1	0.2	NO
8	8	13C7-PFUdA	IPA	3.90e1	0.2	NO

Name: 171220M3_58, Date: 21-Dec-2017, Time: 12:21:27, ID: ST171220M3-12 PFC CS3 17K2810, Description: PFC CS3 17K2810

	#	Name	ID	Area	%Rec	Area Out
1	1	13C4-PFBA	ST171220M3-12 PFC CS3 17K2810	1.26e4	100.1	NO
2	2	13C5-PFHxA	ST171220M3-12 PFC CS3 17K2810	1.77e4	87.7	NO
3	3	13C3-PFHxS	ST171220M3-12 PFC CS3 17K2810	4.06e3	109.1	NO
4	4	13C8-PFOA	ST171220M3-12 PFC CS3 17K2810	1.38e4	104.3	NO
5	5	13C9-PFNA	ST171220M3-12 PFC CS3 17K2810	1.29e4	79.4	NO
6	6	13C4-PFOS	ST171220M3-12 PFC CS3 17K2810	4.05e3	85.5	NO
7	7	13C6-PFDA	ST171220M3-12 PFC CS3 17K2810	1.37e4	83.1	NO
8	8	13C7-PFUdA	ST171220M3-12 PFC CS3 17K2810	1.53e4	88.9	NO

Dataset: U:\Q4.PRO\results\171220M3\171220M3-38.qld

Last Altered: Thursday, December 21, 2017 14:53:07 Pacific Standard Time
Printed: Thursday, December 21, 2017 14:53:48 Pacific Standard Time

Name: 171220M3_59, Date: 21-Dec-2017, Time: 12:32:38, ID: IPA, Description: IPA

	#	Name	ID	Area	%Rec	Area Out
1	1	13C4-PFBA	IPA			NO
2	2	13C5-PFHxA	IPA			NO
3	3	13C3-PFHxS	IPA			NO
4	4	13C8-PFOA	IPA	5.38e0	0.0	NO
5	5	13C9-PFNA	IPA	4.66e1	0.3	NO
6	6	13C4-PFOS	IPA	9.11e1	1.9	NO
7	7	13C6-PFDA	IPA	4.85e1	0.3	NO
8	8	13C7-PFUdA	IPA	2.06e2	1.2	NO

Vista Analytical Laboratory

Dataset: U:\Q4.PRO\results\171220M1\171220M1-2.qld

Last Altered: Thursday, December 21, 2017 14:43:24 Pacific Standard Time
Printed: Thursday, December 21, 2017 14:43:58 Pacific Standard Time

Method: U:\Q4.PRO\MethDB\PFAS_FULL_80C_122017.mdb 20 Dec 2017 15:48:16
Calibration: 21 Dec 2017 14:43:24

Name: 171220M1_2, Date: 20-Dec-2017, Time: 15:50:36, ID: IPA, Description: IPA

PFBA

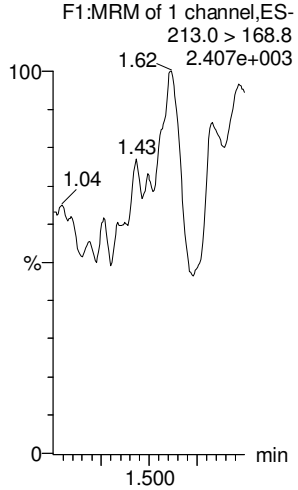

PFPeA

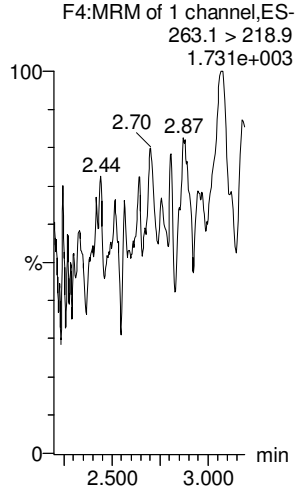

PFBS

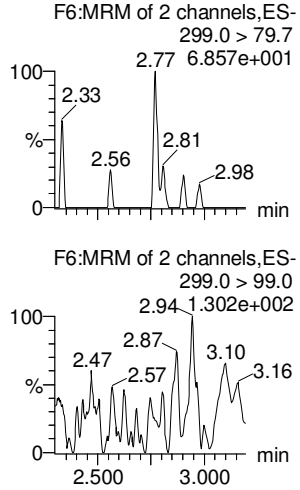

PFHxA

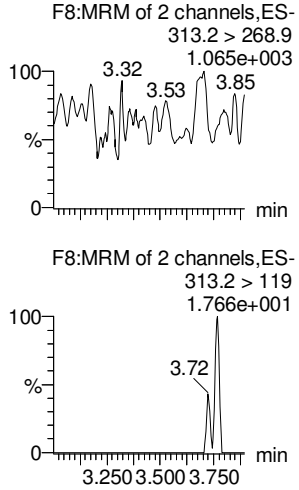

PFHpA

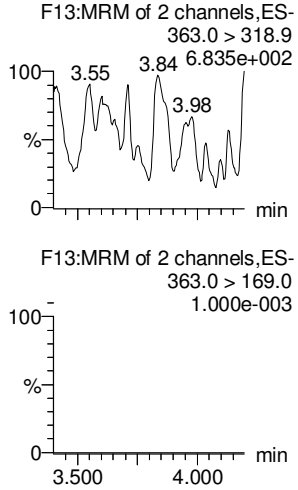

L-PFHxS

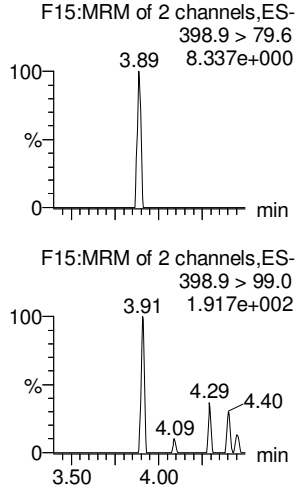

13C3-PFBA

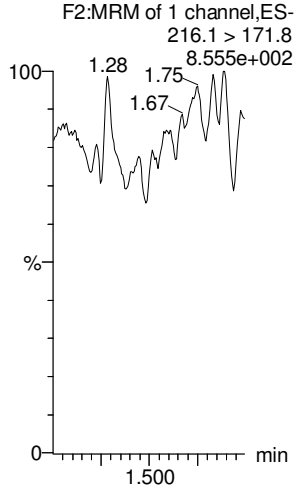

13C3-PFPeA

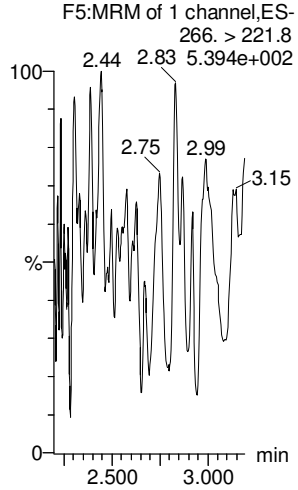

13C3-PFBS

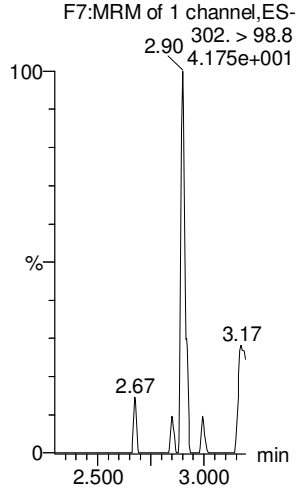

13C2-PFHxA

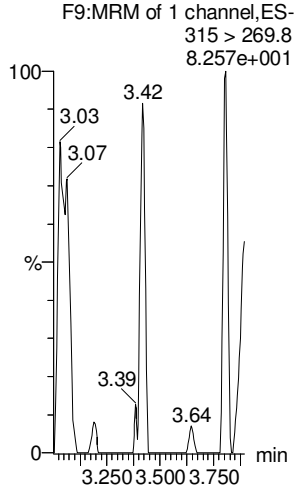

13C4-PFHpA

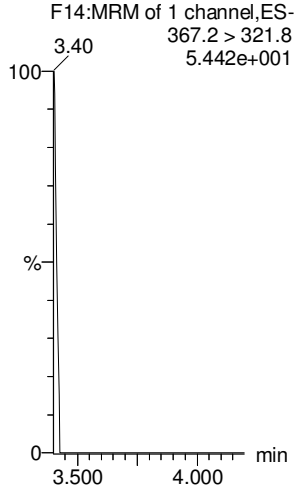

18O2-PFHxS

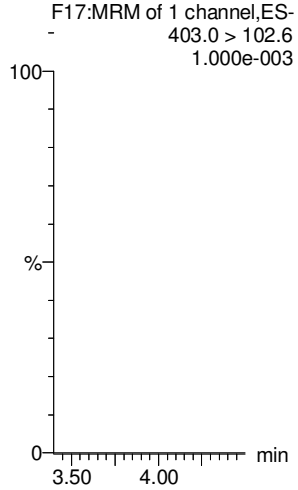

ANP 12/21/2017

Vista Analytical Laboratory

Dataset: U:\Q4.PRO\results\171220M1\171220M1-2.qld

Last Altered: Thursday, December 21, 2017 14:43:24 Pacific Standard Time
Printed: Thursday, December 21, 2017 14:43:58 Pacific Standard Time

Name: 171220M1_2, Date: 20-Dec-2017, Time: 15:50:36, ID: IPA, Description: IPA

6:2 FTS

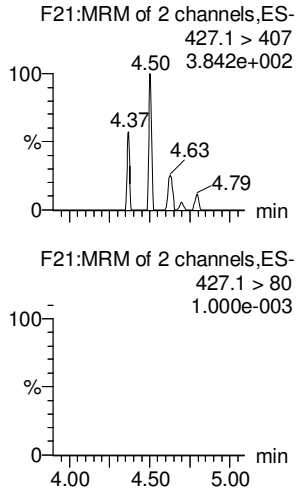

L-PFOA

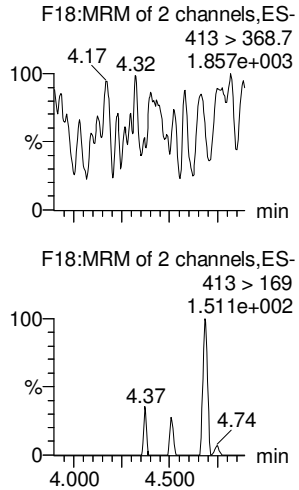

PFHpS

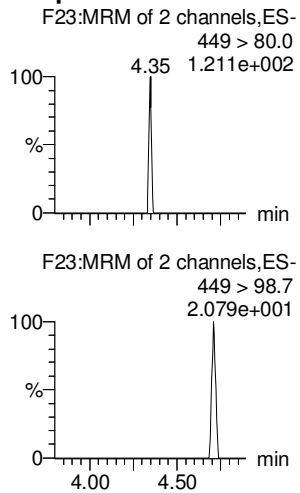

PFNA

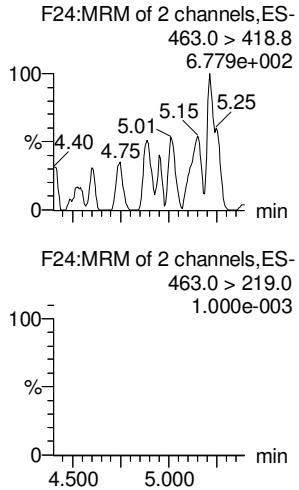

PFOSA

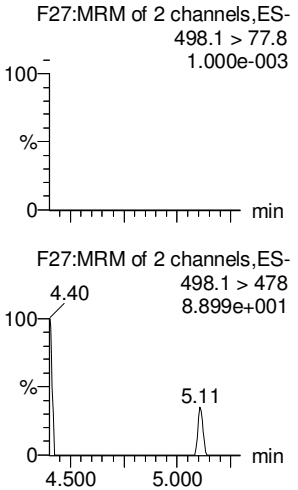

L-PFOS

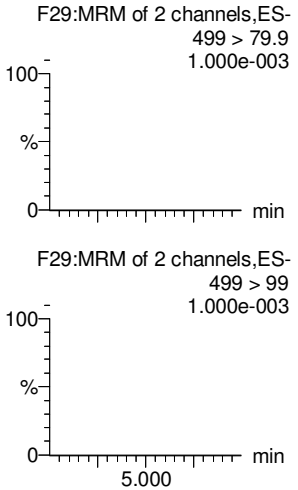

13C2-6:2 FTS

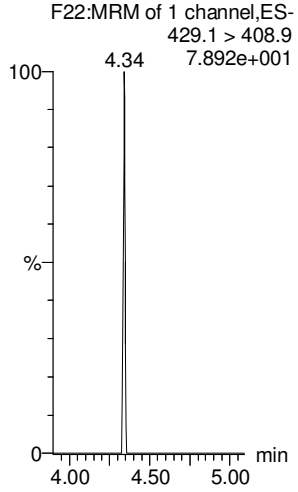

13C2-PFOA

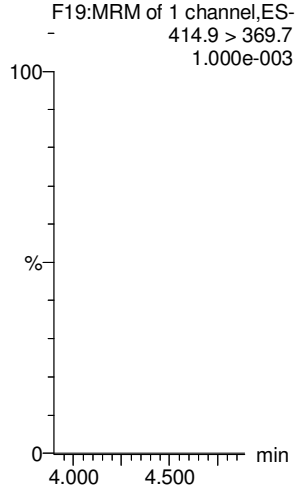

13C3-PFBS

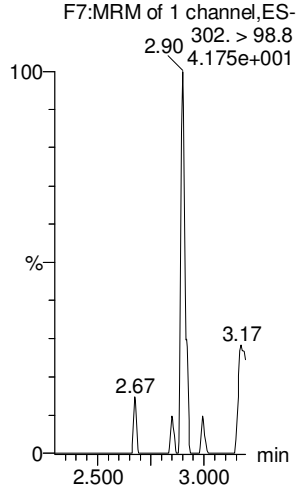

13C5-PFNA

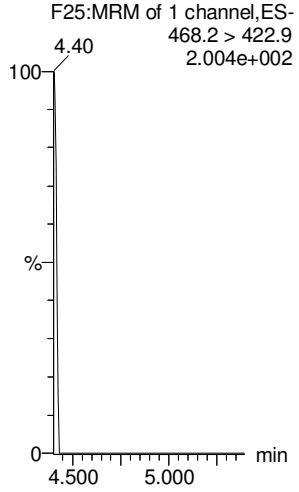

13C8-PFOSA

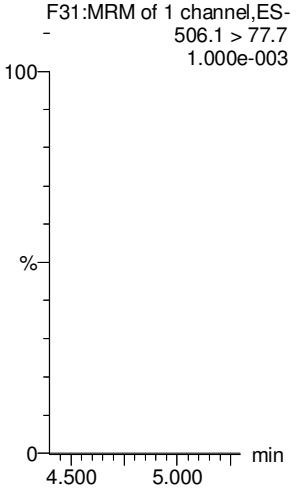

13C8-PFOS

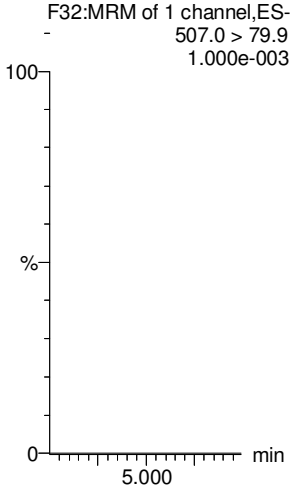

ANP 12/21/2017

Vista Analytical Laboratory

Dataset: U:\Q4.PRO\results\171220M1\171220M1-2.qld

Last Altered: Thursday, December 21, 2017 14:43:24 Pacific Standard Time
Printed: Thursday, December 21, 2017 14:43:58 Pacific Standard Time

Name: 171220M1_2, Date: 20-Dec-2017, Time: 15:50:36, ID: IPA, Description: IPA

PFDA

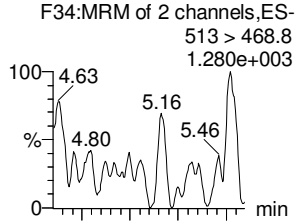

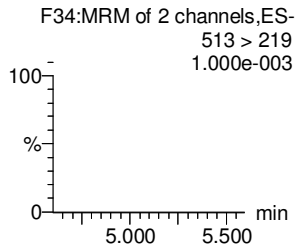

8:2 FTS

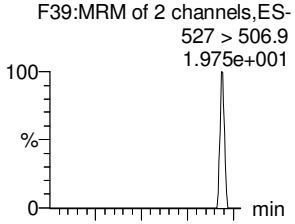

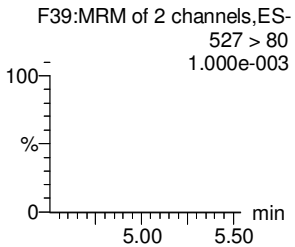

N-MeFOSAA

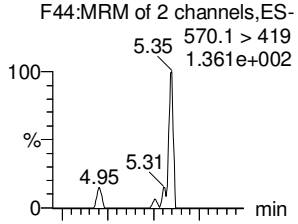

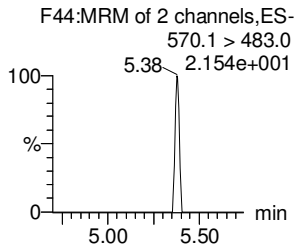

N-EtFOSAA

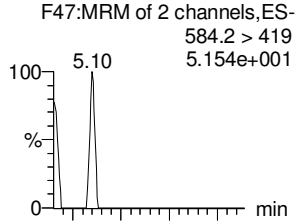

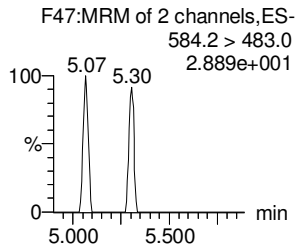

PFUdA

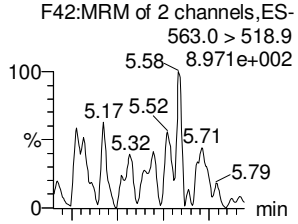

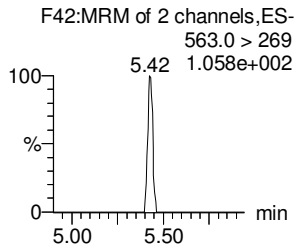

PFDS

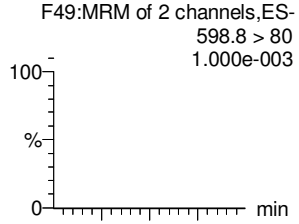

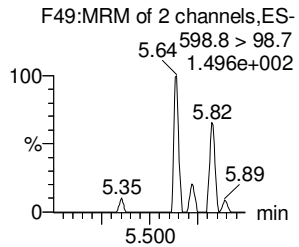

13C2-PFDA

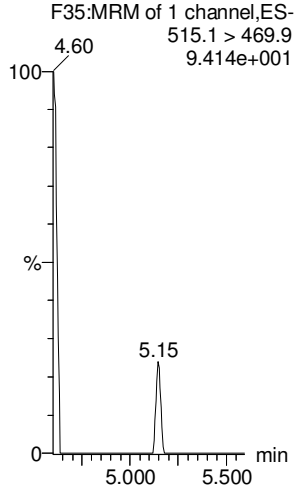

13C2-8:2 FTS

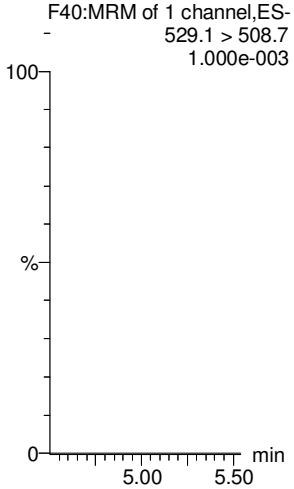

d3-N-MeFOSAA

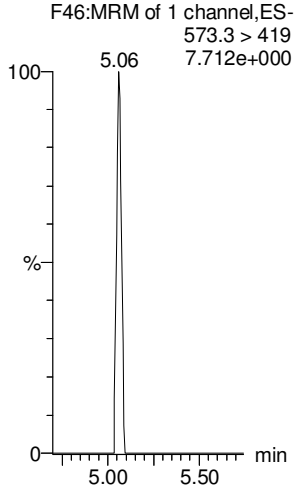

d5-N-EtFOSAA

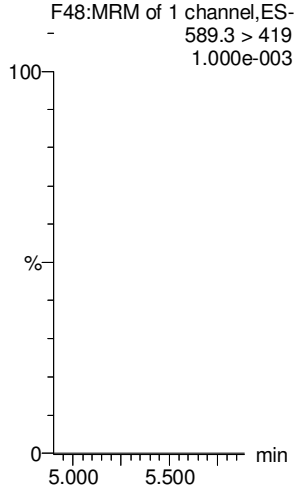

13C2-PFUdA

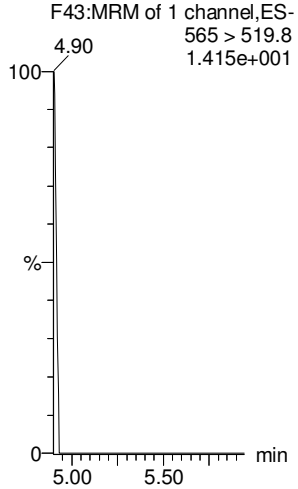

13C2-PFUdA

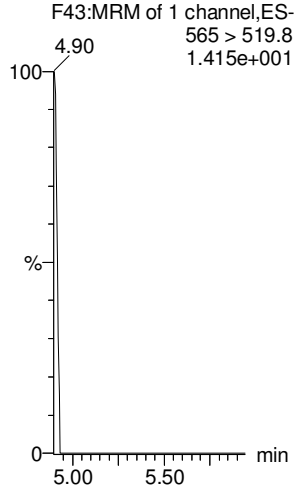

ANP 12/21/2017

Vista Analytical Laboratory

Dataset: U:\Q4.PRO\results\171220M1\171220M1-2.qld

Last Altered: Thursday, December 21, 2017 14:43:24 Pacific Standard Time
Printed: Thursday, December 21, 2017 14:43:58 Pacific Standard Time

Name: 171220M1_2, Date: 20-Dec-2017, Time: 15:50:36, ID: IPA, Description: IPA

PFDoA

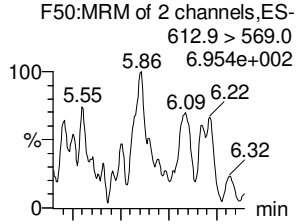

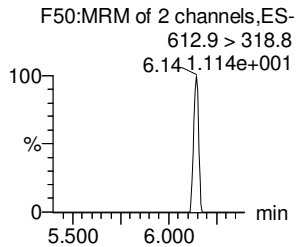

N-MeFOSA

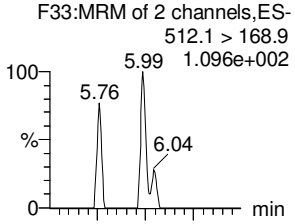

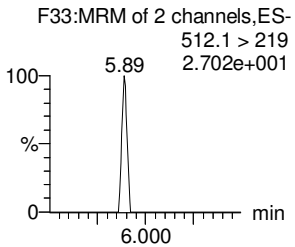

PFTrDA

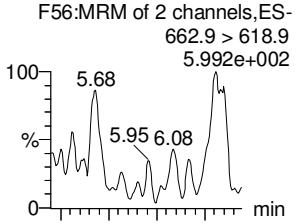

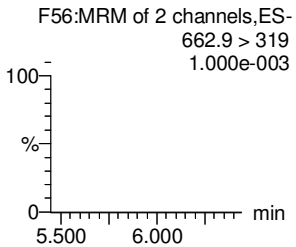

PFTeDA

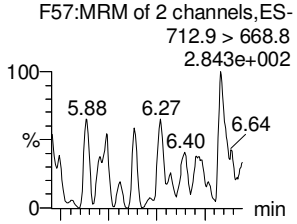

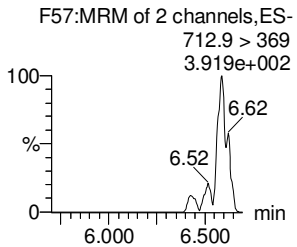

N-EtFOSA

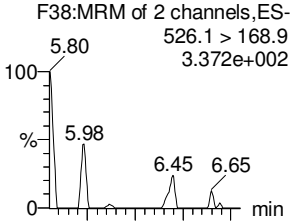

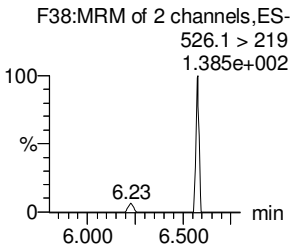

PFHxDA

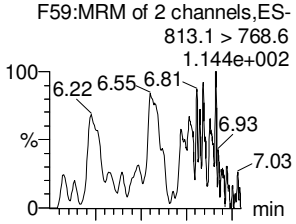

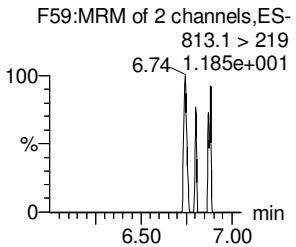

13C2-PFDoA

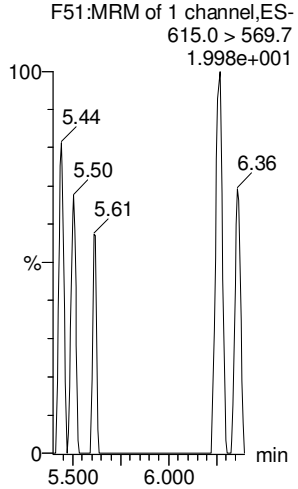

d3-N-MeFOSA

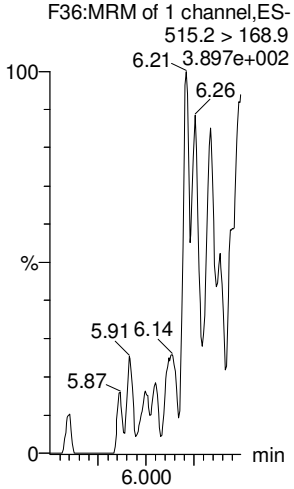

13C2-PFTeDA

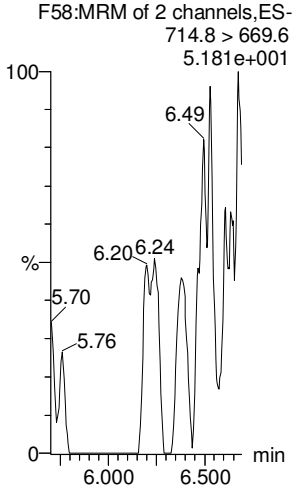

13C2-PFTeDA

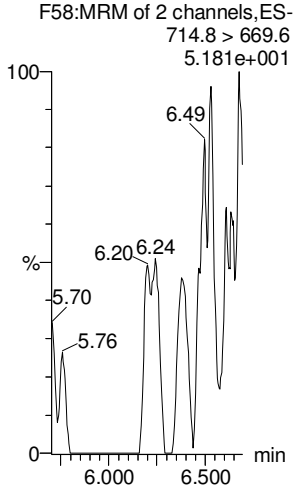

d5-N-ETFOSA

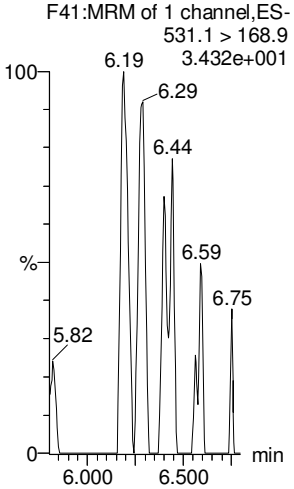

13C2-PFHxDA

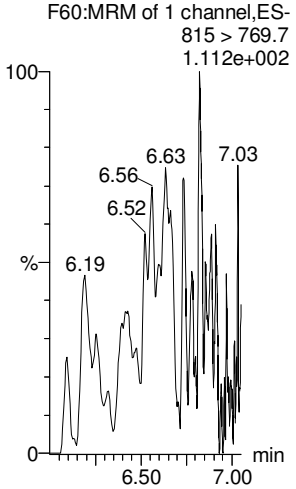

ANP 12/21/2017

Vista Analytical Laboratory

Dataset: U:\Q4.PRO\results\171220M1\171220M1-2.qld

Last Altered: Thursday, December 21, 2017 14:43:24 Pacific Standard Time
Printed: Thursday, December 21, 2017 14:43:58 Pacific Standard Time

Name: 171220M1_2, Date: 20-Dec-2017, Time: 15:50:36, ID: IPA, Description: IPA

PFODA
F61:MRM of 1 channel,ES-
913.1 > 868.8
2.224e+002

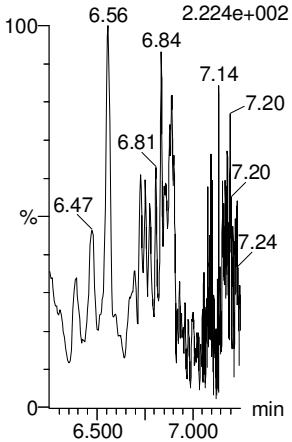

N-MeFOSE
F52:MRM of 1 channel,ES-
616.1 > 58.9
2.097e+002

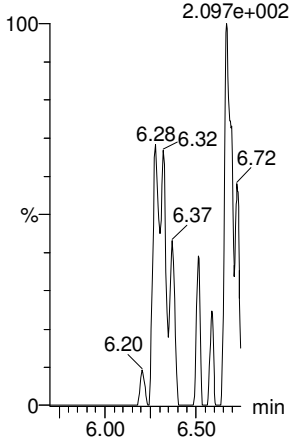

N-EtFOSE
F54:MRM of 1 channel,ES-
630.1 > 58.9
2.784e+002

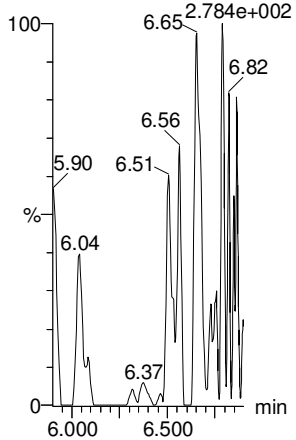

13C4-PFBA
F3:MRM of 1 channel,ES-
217. > 171.8
6.536e+001

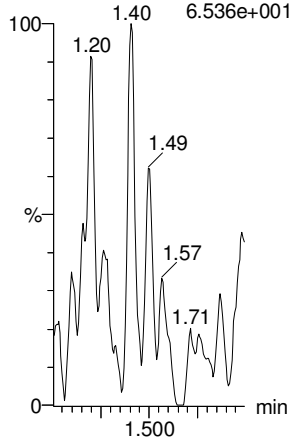

13C5-PFHxA
F10:MRM of 1 channel,ES-
318 > 272.9
1.074e+002

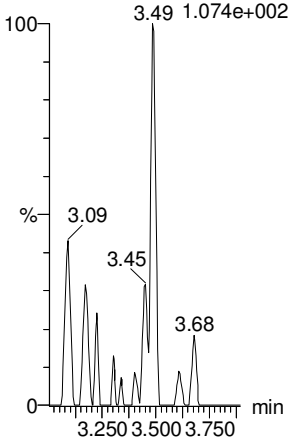

13C3-PFHxS
F16:MRM of 1 channel,ES-
401.9 > 79.9
7.004e+001

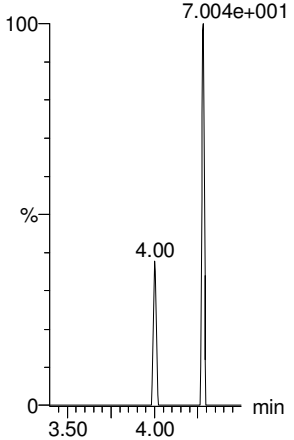

13C2-PFHxDA
F60:MRM of 1 channel,ES-
815 > 769.7
1.112e+002

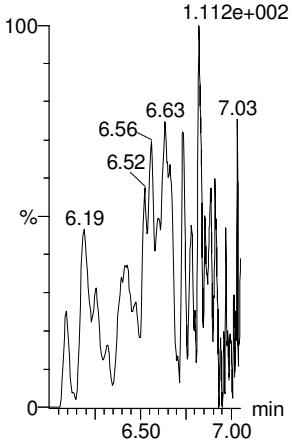

d7-N-MeFOSE
F53:MRM of 1 channel,ES-
623.1 > 58.9
1.802e+003

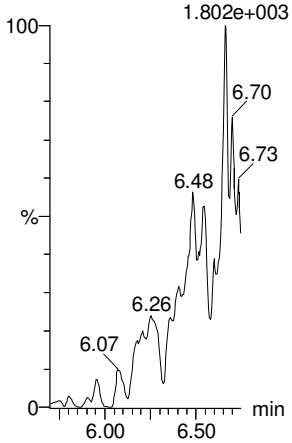

d9-N-EtFOSE
F55:MRM of 1 channel,ES-
639.2 > 58.8
5.581e+002

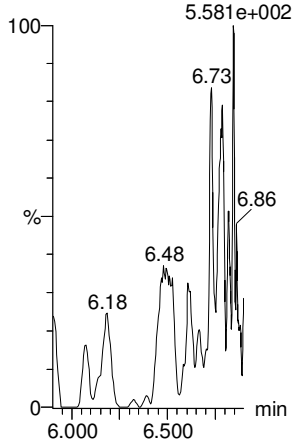

13C8-PFOA
F20:MRM of 1 channel,ES-
421.3 > 376
1.164e+002

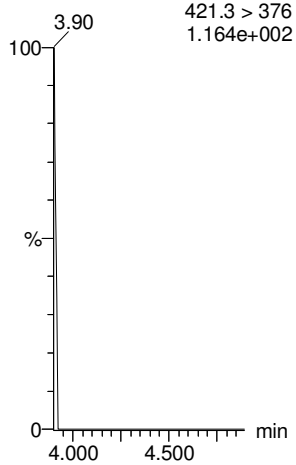

13C9-PFNA
F26:MRM of 1 channel,ES-
- 472.2 > 426.9
1.000e-003

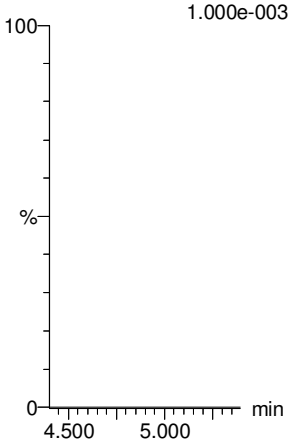

13C4-PFOS
F30:MRM of 1 channel,ES-
- 503 > 79.9
1.000e-003

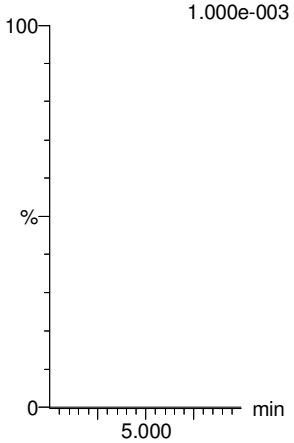

ANP 12/21/2017

Dataset: U:\Q4.PRO\results\171220M1\171220M1-2.qld

Last Altered: Thursday, December 21, 2017 14:43:24 Pacific Standard Time
Printed: Thursday, December 21, 2017 14:43:58 Pacific Standard Time

Name: 171220M1_2, Date: 20-Dec-2017, Time: 15:50:36, ID: IPA, Description: IPA

13C6-PFDA

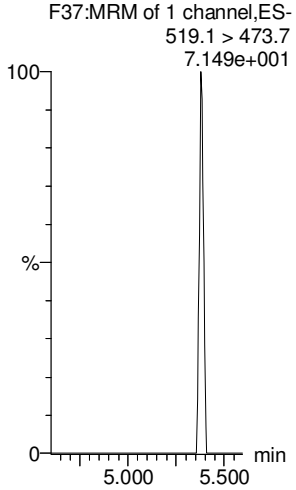

13C7-PFUdA

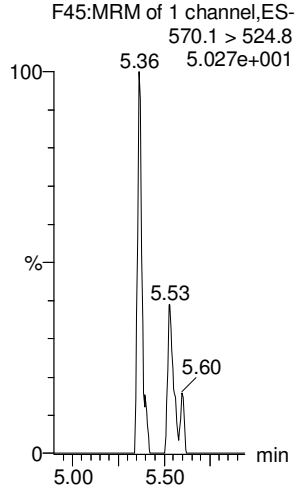

ANP 12/21/2017

Quantify Sample Summary Report **MassLynx MassLynx V4.1 SCN 945**
Vista Analytical Laboratory

Dataset: U:\Q4.PRO\results\171220M3\171220M3-44.qld

Last Altered: Thursday, December 21, 2017 14:50:52 Pacific Standard Time
Printed: Thursday, December 21, 2017 14:51:57 Pacific Standard Time

PFTeDA
PFDS
N-EtFOSHA >130% out
PFHxA Not used

NO 6:2 FTS used (Failed ~~too~~ in Ical)

Method: U:\Q4.pro\MethDB\PFAS_FULL_80C_122017.mdb 21 Dec 2017 14:45:00
Calibration: U:\Q4.PRO\CurveDB\C18_VAL-PFAS_Q4_12-20-17_OLDRS.cdb 21 Dec 2017 13:42:26

Name: 171220M3_44, Date: 21-Dec-2017, Time: 09:44:33, ID: ST171220M3-11 PFC CS3 17K2810, Description: PFC CS3 17K2810

	#	Name	Trace	Area	IS Area	wt/vol	RRF	Pred.RT	RT	y Axis Resp.	Conc.	%Rec	
1	1	PFBA	213.0 > 168.8	1.12e4	1.17e4	1.0000		1.80	1.67	12.0	11.677	116.8	70 - 130%
2	2	PFPeA	263.1 > 218.9	1.36e4	1.73e4	1.0000		2.67	2.65	9.83	11.471	114.7	
3	3	PFBS	299.0 > 79.7	3.86e3	1.97e3	1.0000		3.05	2.91	24.4	12.587	125.9	
4	4	PFHxA	313.2 > 268.9	1.71e4	4.90e3	1.0000		3.55	3.41	17.5	13.987	139.9	out
5	5	PFHpA	363.0 > 318.9	1.43e4	1.23e4	1.0000		4.18	4.03	14.4	11.418	114.2	
6	6	L-PFHxS	398.9 > 79.6	2.82e3	1.59e3	1.0000		4.30	4.17	22.2	12.189	121.9	
7	7	~~Br-PFHxS~~	398.9 > 79.6		1.59e3	1.0000		4.15					
8	8	6:2 FTS	427.1 > 407	2.98e3	4.05e3	1.0000		4.63	4.49	9.19	11.352	113.5	NA
9	9	L-PFOA	413 > 368.7	1.33e4	1.93e4	1.0000		4.68	4.54	8.59	9.156	91.6	
10	10	~~Br-PFOA~~	413 > 368.7		1.93e4	1.0000		4.45					
11	11	PFHpS	449 > 80.0	3.52e3	1.93e4	1.0000		4.78	4.64	2.28	10.721	107.2	
12	12	PFNA	463.0 > 418.8	1.53e4	1.22e4	1.0000		5.10	4.96	15.7	10.437	104.4	
13	13	PFOSA	498.1 > 77.8	3.35e3	4.87e3	1.0000		4.81	5.02	8.60	9.189	91.9	
14	14	L-PFOS	499 > 79.9	3.90e3	4.25e3	1.0000		5.10	5.04	11.5	11.613	116.1	
15	15	~~Br-PFOS~~	499 > 79.9		4.25e3	1.0000		5.05					
16	16	PFDA	513 > 468.8	1.72e4	1.62e4	1.0000		5.47	5.33	13.3	10.663	106.6	
17	17	8:2 FTS	527 > 506.9	3.89e3	2.99e3	1.0000		5.44	5.30	16.2	11.352	113.5	
18	18	N-MeFOSAA	570.1 > 419	8.45e3	5.88e3	1.0000		5.60	5.48	18.0	9.145	91.4	out
19	19	N-EtFOSAA	584.2 > 419	6.68e3	5.67e3	1.0000		5.76	5.62	14.7	13.256	132.6	
20	20	PFUdA	563.0 > 518.9	1.63e4	1.73e4	1.0000		5.78	5.64	11.7	12.185	121.9	
21	21	PFDS	598.8 > 80	4.24e3	1.73e4	1.0000		5.80	5.68	3.06	14.504	145.0	out
22	22	PFDoA	612.9 > 569.0	2.05e4	1.59e4	1.0000		6.06	5.91	16.1	12.367	123.7	
23	23	N-MeFOSA	512.1 > 168.9	7.56e3	2.02e4	1.0000		5.80	5.90	56.2	53.818	107.6	
24	24	PFTrDA	662.9 > 618.9	2.03e4	1.59e4	1.0000		6.25	6.15	16.0	9.570	95.7	
25	25	PFTeDA	712.9 > 668.8	1.76e4	1.21e4	1.0000		6.46	6.35	18.2	13.758	137.6	out
26	26	N-EtFOSA	526.1 > 168.9	1.09e4	3.23e4	1.0000		6.30	6.25	50.6	53.040	106.1	
27	27	PFHxDA	813.1 > 768.6	6.99e3	6.37e3	1.0000		6.75	6.64	5.49	10.668	106.7	
28	28	PFODA	913.1 > 868.8	9.52e3	6.37e3	1.0000		6.95	6.85	7.48	11.443	114.4	
29	29	N-MeFOSE	616.1 > 58.9	7.63e3	2.12e4	1.0000		6.30	6.37	53.9	55.858	111.7	
30	30	N-EtFOSE	630.1 > 58.9	9.53e3	2.73e4	1.0000		6.42	6.51	52.4	46.403	92.8	
31	31	13C3-PFBA	216.1 > 171.8	1.17e4	1.28e4	1.0000	0.844	1.80	1.67	11.4	13.528	108.2	50-150%
32	32	13C3-PFPeA	266. > 221.8	1.73e4	1.90e4	1.0000	0.836	2.67	2.65	11.4	13.603	108.8	

MJT 12/21/17

JA. 12/22/2017

Vista Analytical Laboratory

Dataset: U:\Q4.PRO\results\171220M3\171220M3-44.qld

Last Altered: Thursday, December 21, 2017 14:50:52 Pacific Standard Time
Printed: Thursday, December 21, 2017 14:51:57 Pacific Standard Time

Name: 171220M3_44, Date: 21-Dec-2017, Time: 09:44:33, ID: ST171220M3-11 PFC CS3 17K2810, Description: PFC CS3 17K2810

	#	Name	Trace	Area	IS Area	wt/vol	RRF	Pred.RT	RT	y Axis Resp.	Conc.	%Rec
33	33	13C3-PFBS	302. > 98.8	1.97e3	1.90e4	1.0000	0.101	3.05	2.91	1.30	12.831	102.6
34	34	13C2-PFHxA	315 > 269.8	4.90e3	1.90e4	1.0000	0.718	3.55	3.41	3.22	4.484	89.7
35	35	13C4-PFHpA	367.2 > 321.8	1.23e4	1.90e4	1.0000	0.557	4.18	4.03	8.10	14.543	116.3
36	36	18O2-PFHxS	403.0 > 102.6	1.59e3	3.74e3	1.0000	0.415	4.30	4.17	5.30	12.769	102.1
37	37	13C2-6:2 FTS	429.1 > 408.9	4.05e3	1.38e4	1.0000	0.371	4.63	4.49	3.68	9.902	79.2
38	38	13C2-PFOA	414.9 > 369.7	1.93e4	1.38e4	1.0000	1.263	4.68	4.54	17.5	13.877	111.0
39	39	13C5-PFNA	468.2 > 422.9	1.22e4	1.31e4	1.0000	0.858	5.10	4.96	11.7	13.604	108.8
40	40	13C8-PFOSA	506.1 > 77.7	4.87e3	1.68e4	1.0000	0.258	4.81	5.02	3.63	14.053	112.4
41	41	13C8-PFOS	507.0 > 79.9	4.25e3	4.15e3	1.0000	0.939	5.20	5.04	12.8	13.624	109.0
42	42	13C2-PFDA	515.1 > 469.9	1.62e4	1.34e4	1.0000	1.033	5.47	5.33	15.1	14.599	116.8
43	43	13C2-8:2 FTS	529.1 > 508.7	2.99e3	1.90e4	1.0000	0.151	5.44	5.30	1.97	13.021	104.2
44	44	d3-N-MeFOSAA	573.3 > 419	5.88e3	1.68e4	1.0000	0.302	5.60	5.47	4.38	14.465	115.7
45	45	d5-N-EtFOSAA	589.3 > 419	5.67e3	1.68e4	1.0000	0.364	5.60	5.62	4.22	11.592	92.7
46	46	13C2-PFUdA	565 > 519.8	1.73e4	1.68e4	1.0000	1.079	5.78	5.64	12.9	11.966	95.7
47	47	13C2-PFDoA	615.0 > 569.7	1.59e4	1.68e4	1.0000	0.808	6.05	5.91	11.8	14.638	117.1
48	48	d3-N-MeFOSA	515.2 > 168.9	2.02e4	1.68e4	1.0000	0.091	5.80	5.92	15.0	164.780	109.9
49	49	13C2-PFTeDA	714.8 > 669.6	1.21e4	1.68e4	1.0000	0.821	6.46	6.35	9.03	10.991	87.9
50	50	d5-N-ETFOSA	531.1 > 168.9	3.23e4	1.68e4	1.0000	0.140	6.16	6.27	24.0	172.180	114.8
51	51	13C2-PFHxDA	815 > 769.7	6.37e3	1.68e4	1.0000	1.018	6.75	6.63	4.74	4.655	93.1
52	52	d7-N-MeFOSE	623.1 > 58.9	2.12e4	1.68e4	1.0000	0.116	6.30	6.36	15.8	135.634	90.4
53	53	d9-N-EtFOSE	639.2 > 58.8	2.73e4	1.68e4	1.0000	0.113	6.42	6.51	20.3	179.497	119.7
54	54	13C4-PFBA	217. > 171.8	1.28e4	1.28e4	1.0000	1.000	1.80	1.67	12.5	12.500	100.0
55	55	13C5-PFHxA	318 > 272.9	1.90e4	1.90e4	1.0000	1.000	3.55	3.41	12.5	12.500	100.0
56	56	13C3-PFHxS	401.9 > 79.9	3.74e3	3.74e3	1.0000	1.000	4.30	4.17	12.5	12.500	100.0
57	57	13C8-PFOA	421.3 > 376	1.38e4	1.38e4	1.0000	1.000	4.68	4.54	12.5	12.500	100.0
58	58	13C9-PFNA	472.2 > 426.9	1.31e4	1.31e4	1.0000	1.000	5.10	4.96	12.5	12.500	100.0
59	59	13C4-PFOS	503 > 79.9	4.15e3	4.15e3	1.0000	1.000	5.20	5.04	12.5	12.500	100.0
60	60	13C6-PFDA	519.1 > 473.7	1.34e4	1.34e4	1.0000	1.000	5.47	5.32	12.5	12.500	100.0
61	61	13C7-PFUdA	570.1 > 524.8	1.68e4	1.68e4	1.0000	1.000	5.44	5.64	12.5	12.500	100.0

50-150%

	File Name	Sample ID	File Text	MS File	Inlet File
1	---	OLD IS/OLD RS	---	---	---
2	171220M3_1	IPA	IPA	PFAS_MEOH_10-26-17	PFAS_MeOH_102417c
3	171220M3_2	ST171220M3-1 PFC CS-2 17K2806	PFC CS-2 17K2806	PFAS_MEOH_10-26-17	PFAS_MeOH_102417c
4	171220M3_3	ST171220M3-2 PFC CS-1 17K2807	PFC CS-1 17K2807	PFAS_MEOH_10-26-17	PFAS_MeOH_102417c
5	171220M3_4	ST171220M3-2 PFC CS0 17K2808	PFC CS0 17K2808	PFAS_MEOH_10-26-17	PFAS_MeOH_102417c
6	171220M3_5	ST171220M3-4 PFC CS1 17K2814	PFC CS1 17K2814	PFAS_MEOH_10-26-17	PFAS_MeOH_102417c
7	171220M3_6	ST171220M3-5 PFC CS2 17K2809	PFC CS2 17K2809	PFAS_MEOH_10-26-17	PFAS_MeOH_102417c
8	171220M3_7	ST171220M3-6 PFC CS3 17K2810	PFC CS3 17K2810	PFAS_MEOH_10-26-17	PFAS_MeOH_102417c
9	171220M3_8	ST171220M3-7 PFC CS4 17K2811	PFC CS4 17K2811	PFAS_MEOH_10-26-17	PFAS_MeOH_102417c
10	171220M3_9	ST171220M3-8 PFC CS5 17K2812	PFC CS5 17K2812	PFAS_MEOH_10-26-17	PFAS_MeOH_102417c
11	171220M3_10	ST171220M3-9 PFC CS6 17L2002	PFC CS6 17L2002	PFAS_MEOH_10-26-17	PFAS_MeOH_102417c
12	171220M3_11	ST171220M3-10 PFC CS7 17L2003	PFC CS7 17L2003	PFAS_MEOH_10-26-17	PFAS_MeOH_102417c
13	171220M3_12	IPA	IPA	PFAS_MEOH_10-26-17	PFAS_MeOH_102417c
14	171220M3_13	ICV171220M3-1 PFC ICV 17K2813	PFC ICV 17K2813	PFAS_MEOH_10-26-17	PFAS_MeOH_102417c
15	171220M3_14	IPA	IPA	PFAS_MEOH_10-26-17	PFAS_MeOH_102417c
16	171220M3_15	B7K0018-BS1 OPR 0.25	OPR	PFAS_MEOH_10-26-17	PFAS_MeOH_102417c
17	171220M3_16	B7K0018-BSD1 LCS Dup 0.25	LCS Dup	PFAS_MEOH_10-26-17	PFAS_MeOH_102417c
18	171220M3_17	IPA	IPA	PFAS_MEOH_10-26-17	PFAS_MeOH_102417c
19	171220M3_18	B7K0018-MS1 Matrix Spike 0.12535	Matrix Spike	PFAS_MEOH_10-26-17	PFAS_MeOH_102417c
20	171220M3_19	B7K0018-MSD1 Matrix Spike Dup 0.11614	Matrix Spike Dup	PFAS_MEOH_10-26-17	PFAS_MeOH_102417c
21	171220M3_20	B7K0018-BLK1 Method Blank	Method Blank	PFAS_MEOH_10-26-17	PFAS_MeOH_102417c
22	171220M3_21	1701566-15RE1 AFFF-FFTA-WG-DUP1-102517 0.11791	AFFF-FFTA-WG-DUP1-102517	PFAS_MEOH_10-26-17	PFAS_MeOH_102417c
23	171220M3_22	1701566-17RE1 EB1-WG-102617 0.2333	EB1-WG-102617	PFAS_MEOH_10-26-17	PFAS_MeOH_102417c
24	171220M3_23	1701566-18RE1 EB1-WS-102617 0.22843	EB1-WS-102617	PFAS_MEOH_10-26-17	PFAS_MeOH_102417c
25	171220M3_24	1701566-23RE1 AFFF-FFTA-SW-SW/SED5-102717 0.12394	AFFF-FFTA-SW-SW/SED5-102717	PFAS_MEOH_10-26-17	PFAS_MeOH_102417c
26	171220M3_25	1701566-24RE1 AFFF-FFTA-SW-SW/SED7-102717 0.10678	AFFF-FFTA-SW-SW/SED7-102717	PFAS_MEOH_10-26-17	PFAS_MeOH_102417c
27	171220M3_26	1701566-25RE1 AFFF-FFTA-SW-SW/SED6-102717 0.11883	AFFF-FFTA-SW-SW/SED6-102717	PFAS_MEOH_10-26-17	PFAS_MeOH_102417c
28	171220M3_27	1701566-26RE1 AFFF-FFTA-WS-DUP1-102717 0.12119	AFFF-FFTA-WS-DUP1-102717	PFAS_MEOH_10-26-17	PFAS_MeOH_102417c
29	171220M3_28	1701566-27RE1 EB1-SED-102717 0.12887	EB1-SED-102717	PFAS_MEOH_10-26-17	PFAS_MeOH_102417c
30	171220M3_29	1701804-1@30X ESHEP-GW-TW01-112117 0.10732	ESHEP-GW-TW01-112117	PFAS_MEOH_10-26-17	PFAS_MeOH_102417c
31	171220M3_30	1701804-15 ESHEP-GW-TW03-112117 0.11762	ESHEP-GW-TW03-112117	PFAS_MEOH_10-26-17	PFAS_MeOH_102417c
32	171220M3_31	1701804-16@10X ESHEP-GW-TW05-112117 0.11411	ESHEP-GW-TW05-112117	PFAS_MEOH_10-26-17	PFAS_MeOH_102417c
33	171220M3_32	B7K0141-BS1 OPR 0.125	OPR	PFAS_MEOH_10-26-17	PFAS_MeOH_102417c
34	171220M3_33	B7K0141-BSD1 LCS Dup 0.125	LCS Dup	PFAS_MEOH_10-26-17	PFAS_MeOH_102417c
35	171220M3_34	B7K0143-BS1 OPR 0.125	OPR	PFAS_MEOH_10-26-17	PFAS_MeOH_102417c
36	171220M3_35	IPA	IPA	PFAS_MEOH_10-26-17	PFAS_MeOH_102417c
37	171220M3_36	B7K0141-BLK1 Method Blank 0.125	Method Blank	PFAS_MEOH_10-26-17	PFAS_MeOH_102417c
38	171220M3_37	B7K0143-BLK1 Method Blank 0.125	Method Blank	PFAS_MEOH_10-26-17	PFAS_MeOH_102417c
39	171220M3_38	B7K0143-MS1 Matrix Spike 0.1145	Matrix Spike	PFAS_MEOH_10-26-17	PFAS_MeOH_102417c
40	171220M3_39	B7K0143-MSD1 Matrix Spike Dup 0.10519	Matrix Spike Dup	PFAS_MEOH_10-26-17	PFAS_MeOH_102417c

	File Name	Sample ID	File Text	MS File	Inlet File
41	171220M3_40	1701715-01 I001MW52S-171113 0.00111	I001MW52S-171113	PFAS_MEOH_10-26-17	PFAS_MeOH_102417c
42	171220M3_41	1701715-02 I001MW52D-171114 0.1085	I001MW52D-171114	PFAS_MEOH_10-26-17	PFAS_MeOH_102417c
43	171220M3_42	1701715-03 EB01-171113 0.11224	EB01-171113	PFAS_MEOH_10-26-17	PFAS_MeOH_102417c
44	171220M3_43	IPA	IPA	PFAS_MEOH_10-26-17	PFAS_MeOH_102417c
45	171220M3_44	ST171220M3-11 PFC CS3 17K2810	PFC CS3 17K2810	PFAS_MEOH_10-26-17	PFAS_MeOH_102417c
46	171220M3_45	IPA	IPA	PFAS_MEOH_10-26-17	PFAS_MeOH_102417c
47	171220M3_46	1701715-04 I001BC50S-171114 0.10565	I001BC50S-171114	PFAS_MEOH_10-26-17	PFAS_MeOH_102417c
48	171220M3_47	1701715-05 I001MW50D-171114 0.10842	I001MW50D-171114	PFAS_MEOH_10-26-17	PFAS_MeOH_102417c
49	171220M3_48	1701715-06 I001MW50X-171114 0.12154	I001MW50X-171114	PFAS_MEOH_10-26-17	PFAS_MeOH_102417c
50	171220M3_49	1701715-07 SB01-171114 0.11788	SB01-171114	PFAS_MEOH_10-26-17	PFAS_MeOH_102417c
51	171220M3_50	1701715-08 I001MW53D-171114 0.12147	I001MW53D-171114	PFAS_MEOH_10-26-17	PFAS_MeOH_102417c
52	171220M3_51	1701715-09 EB02-171114 0.0937	EB02-171114	PFAS_MEOH_10-26-17	PFAS_MeOH_102417c
53	171220M3_52	1701715-10 I001BC43MS-171115 0.11222	I001BC43MS-171115	PFAS_MEOH_10-26-17	PFAS_MeOH_102417c
54	171220M3_53	1701715-11 I001MW43D-171115 0.11593	I001MW43D-171115	PFAS_MEOH_10-26-17	PFAS_MeOH_102417c
55	171220M3_54	1701715-12 I001BC47S-171115 0.10807	I001BC47S-171115	PFAS_MEOH_10-26-17	PFAS_MeOH_102417c
56	171220M3_55	1701715-13 I001MW47D-171115 0.11377	I001MW47D-171115	PFAS_MEOH_10-26-17	PFAS_MeOH_102417c
57	171220M3_56	1701715-14 EB03-171115 0.11678	EB03-171115	PFAS_MEOH_10-26-17	PFAS_MeOH_102417c
58	171220M3_57	IPA	IPA	PFAS_MEOH_10-26-17	PFAS_MeOH_102417c
59	171220M3_58	ST171220M3-12 PFC CS3 17K2810	PFC CS3 17K2810	PFAS_MEOH_10-26-17	PFAS_MeOH_102417c
60	171220M3_59	IPA	IPA	PFAS_MEOH_10-26-17	PFAS_MeOH_102417c

Dataset: U:\Q4.PRO\results\171220M3\171220M3-44.qld

Last Altered: Thursday, December 21, 2017 14:50:52 Pacific Standard Time
Printed: Thursday, December 21, 2017 14:51:57 Pacific Standard Time

Method: U:\Q4.pro\MethDB\PFAS_FULL_80C_122017.mdb 21 Dec 2017 14:45:00
Calibration: U:\Q4.PRO\CurveDB\C18_VAL-PFAS_Q4_12-20-17_OLDRS.cdb 21 Dec 2017 13:42:26

Name: 171220M3_44, Date: 21-Dec-2017, Time: 09:44:33, ID: ST171220M3-11 PFC CS3 17K2810, Description: PFC CS3 17K2810

PFBA

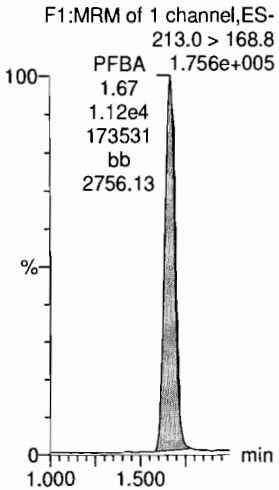

PFPeA

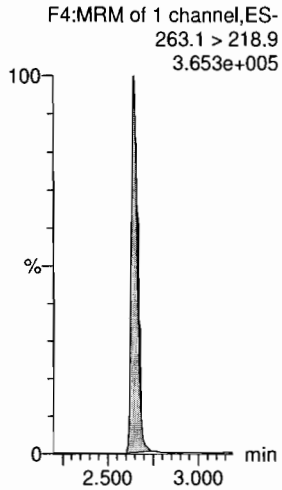

PFBS

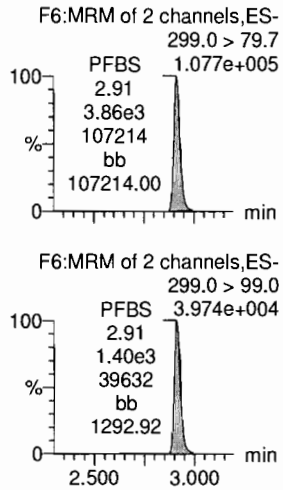

PFHxA

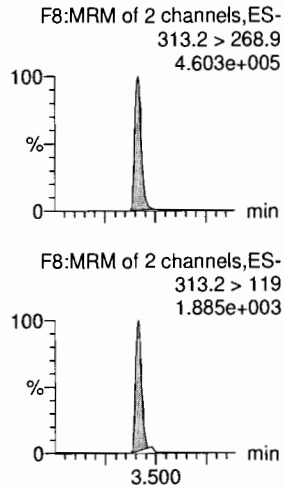

PFHpA

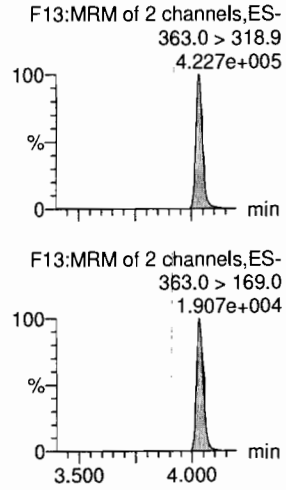

L-PFHxS

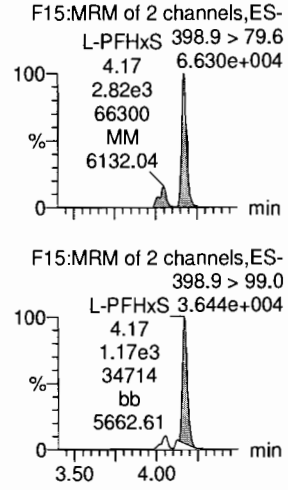

13C3-PFBA

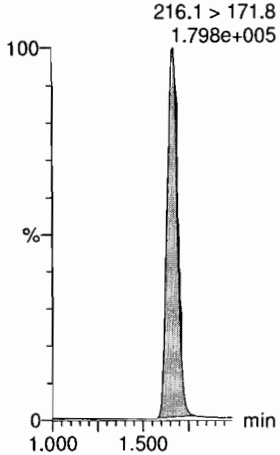

13C3-PFPeA

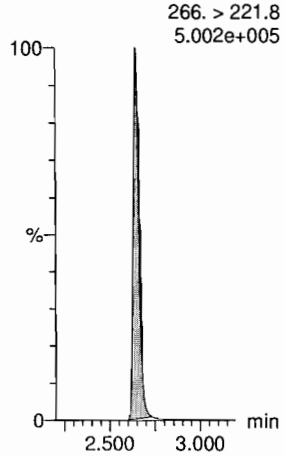

13C3-PFBS

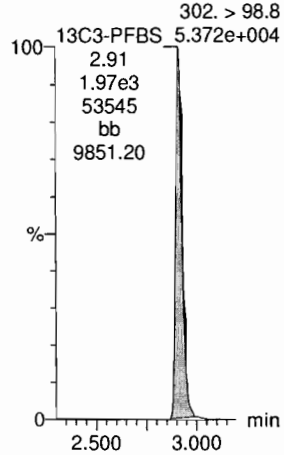

13C2-PFHxA

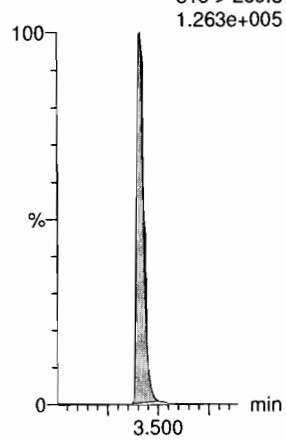

13C4-PFHpA

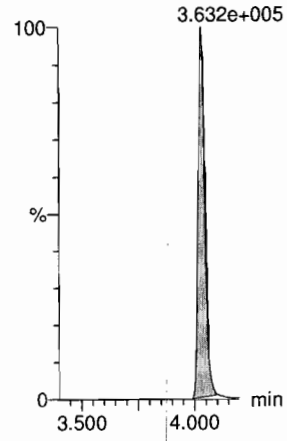

18O2-PFHxS

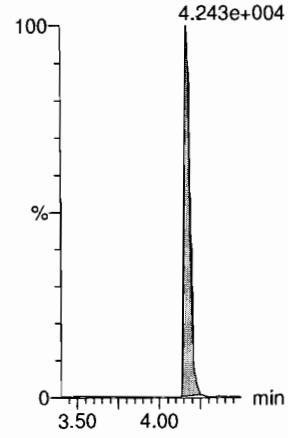

Vista Analytical Laboratory

Dataset: U:\Q4.PRO\results\171220M3\171220M3-44.qld

Last Altered: Thursday, December 21, 2017 14:50:52 Pacific Standard Time
Printed: Thursday, December 21, 2017 14:51:57 Pacific Standard Time

Name: 171220M3_44, Date: 21-Dec-2017, Time: 09:44:33, ID: ST171220M3-11 PFC CS3 17K2810, Description: PFC CS3 17K2810

6:2 FTS

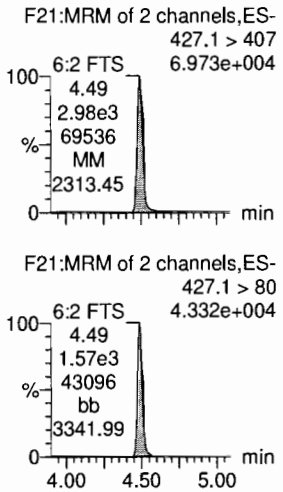

L-PFOA

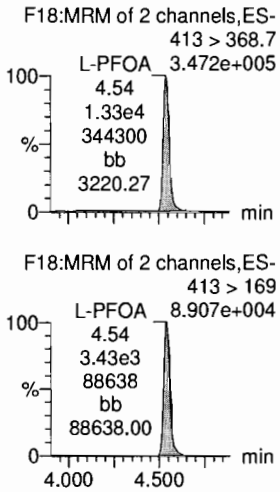

PFHpS

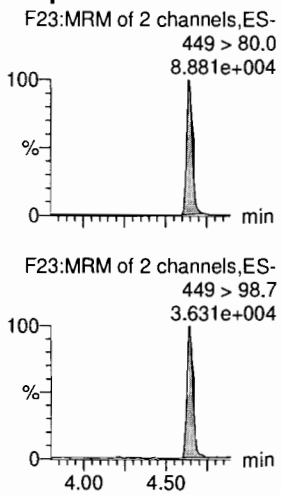

PFNA

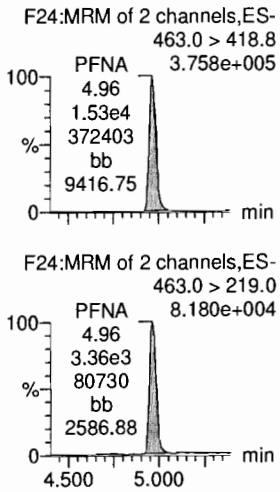

PFOSA

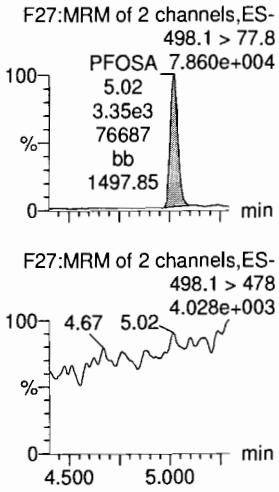

L-PFOS

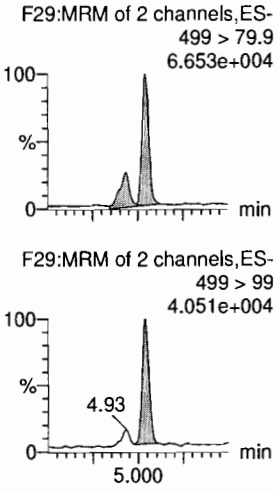

13C2-6:2 FTS

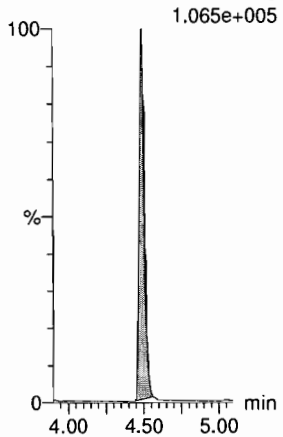

13C2-PFOA

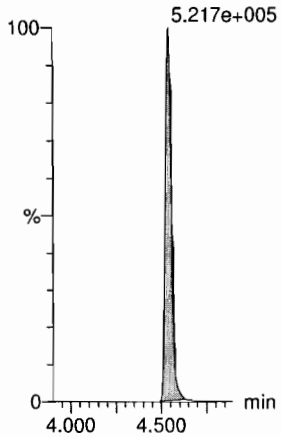

13C2-PFOA

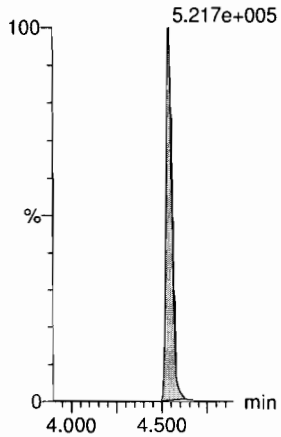

13C5-PFNA

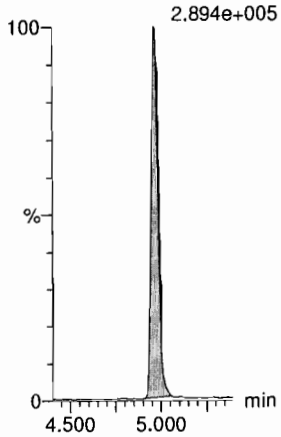

13C8-PFOSA

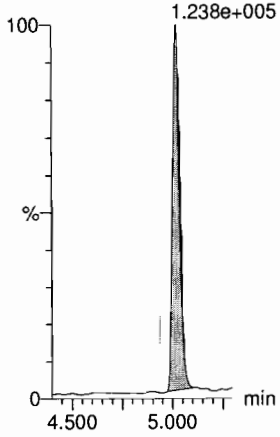

13C8-PFOS

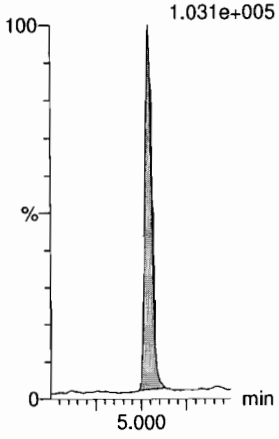

Dataset: U:\Q4.PRO\results\171220M3\171220M3-44.qld

Last Altered: Thursday, December 21, 2017 14:50:52 Pacific Standard Time
Printed: Thursday, December 21, 2017 14:51:57 Pacific Standard Time

Name: 171220M3_44, Date: 21-Dec-2017, Time: 09:44:33, ID: ST171220M3-11 PFC CS3 17K2810, Description: PFC CS3 17K2810

PFDA

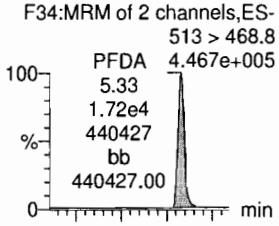

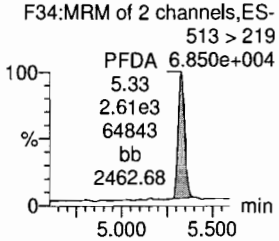

8:2 FTS

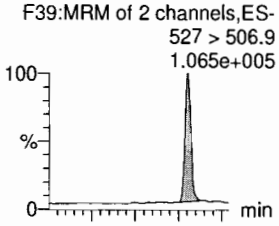

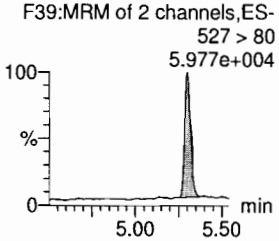

N-MeFOSAA

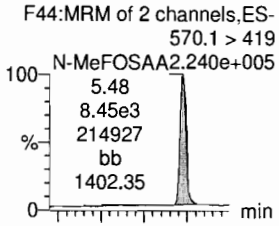

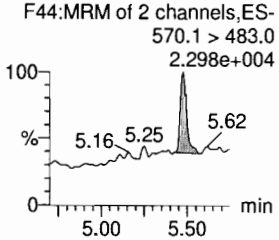

N-EtFOSAA

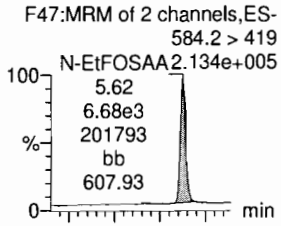

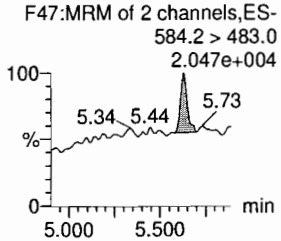

PFUdA

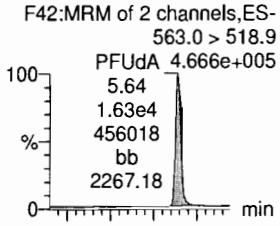

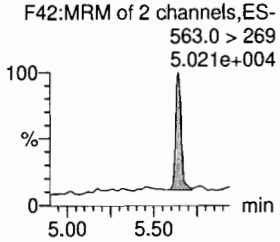

PFDS

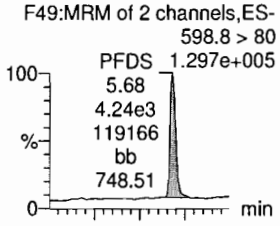

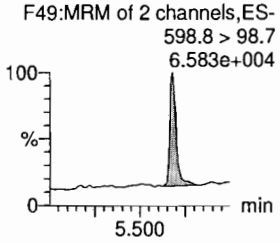

13C2-PFDA

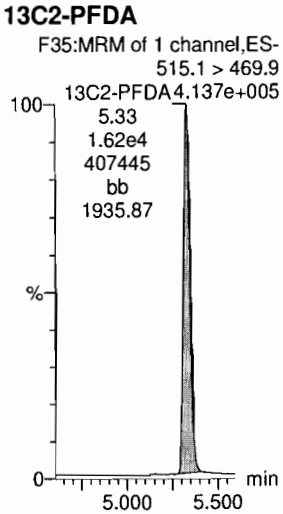

13C2-8:2 FTS

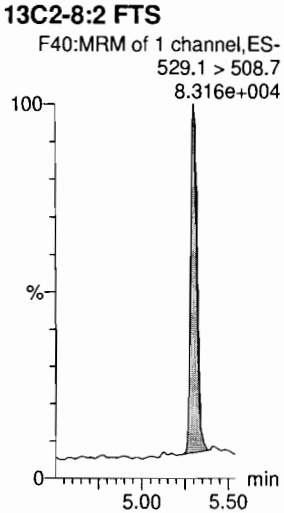

d3-N-MeFOSAA

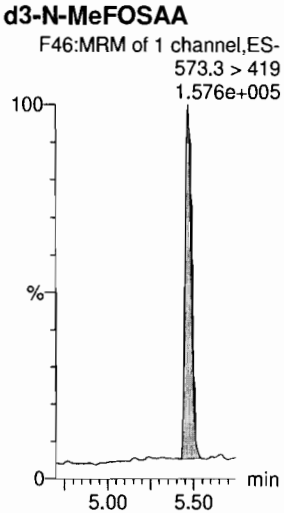

d5-N-EtFOSAA

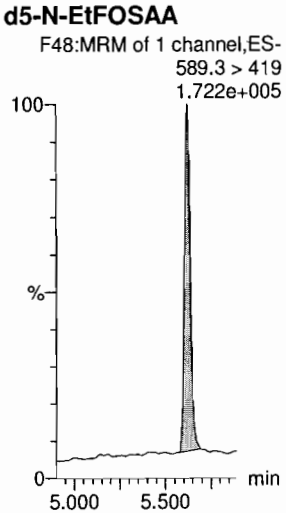

13C2-PFUdA

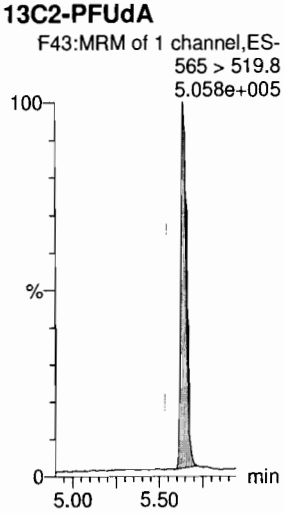

13C2-PFUdA

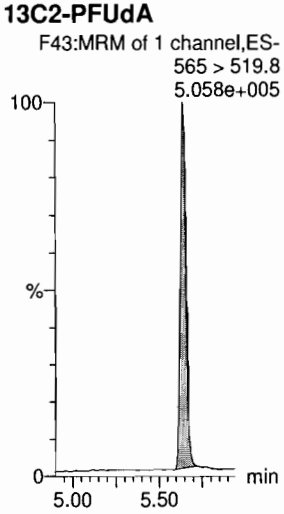

Dataset: U:\Q4.PRO\results\171220M3\171220M3-44.qld

Last Altered: Thursday, December 21, 2017 14:50:52 Pacific Standard Time
Printed: Thursday, December 21, 2017 14:51:57 Pacific Standard Time

Name: 171220M3_44, Date: 21-Dec-2017, Time: 09:44:33, ID: ST171220M3-11 PFC CS3 17K2810, Description: PFC CS3 17K2810

PFDoA

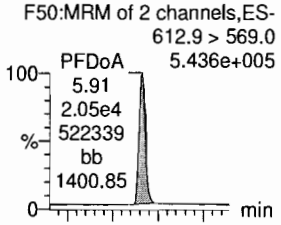

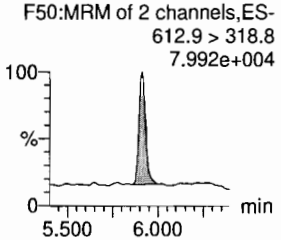

N-MeFOSA

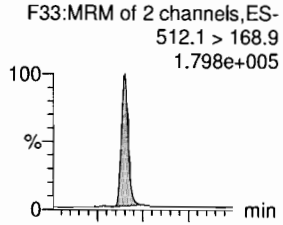

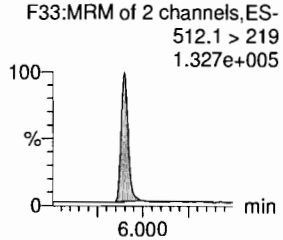

PFTrDA

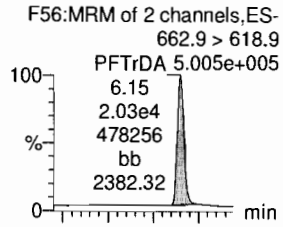

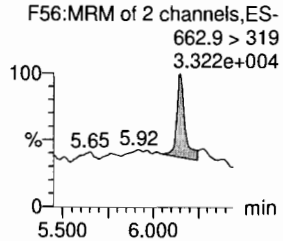

PFTeDA

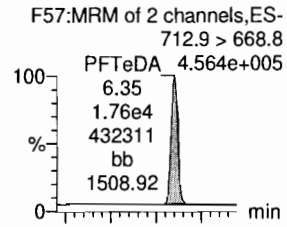

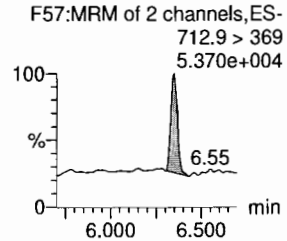

N-EtFOSA

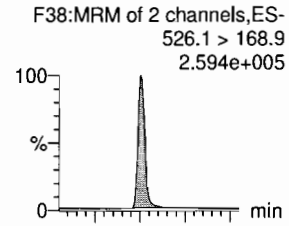

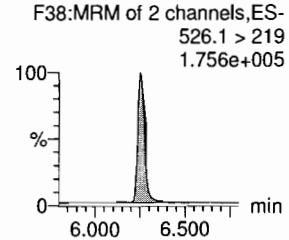

PFHxDA

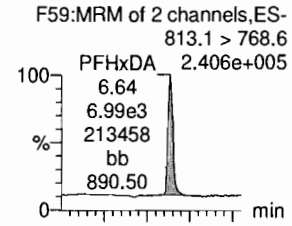

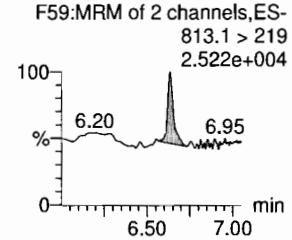

13C2-PFDoA

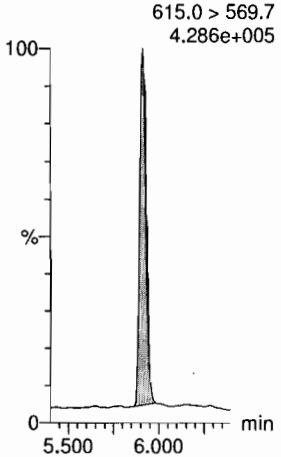

d3-N-MeFOSA

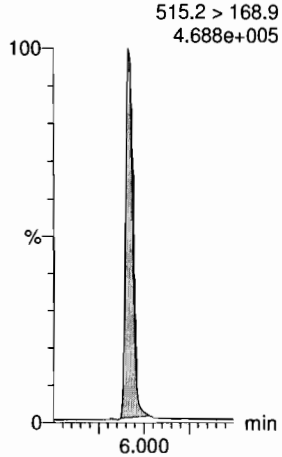

13C2-PFTeDA

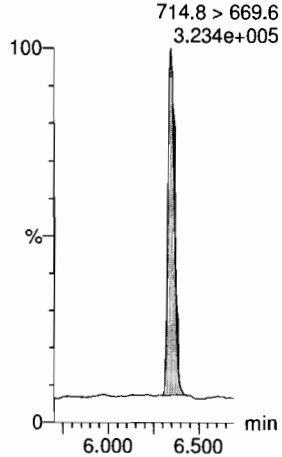

13C2-PFTeDA

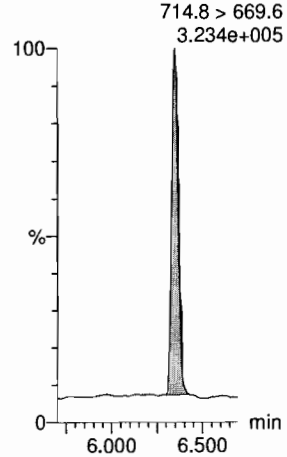

d5-N-ETFOSA

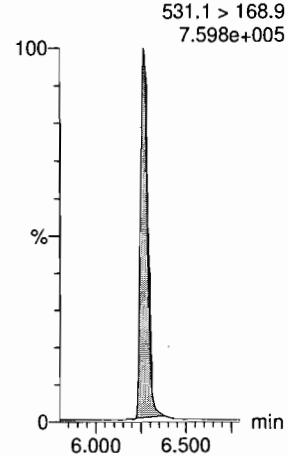

13C2-PFHxDA

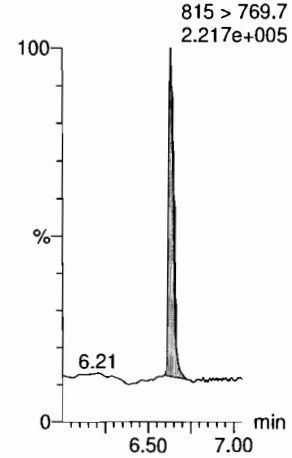

Dataset: U:\Q4.PRO\results\171220M3\171220M3-44.qld

Last Altered: Thursday, December 21, 2017 14:50:52 Pacific Standard Time
Printed: Thursday, December 21, 2017 14:51:57 Pacific Standard Time

Name: 171220M3_44, Date: 21-Dec-2017, Time: 09:44:33, ID: ST171220M3-11 PFC CS3 17K2810, Description: PFC CS3 17K2810

PFODA
F61:MRM of 1 channel,ES-
913.1 > 868.8
4.450e+005

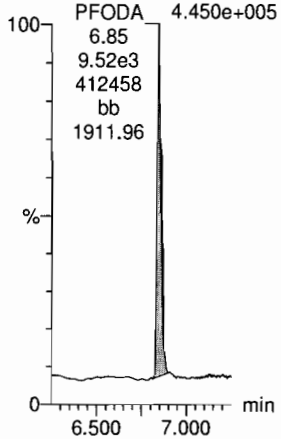

N-MeFOSE
F52:MRM of 1 channel,ES-
616.1 > 58.9
1.838e+005

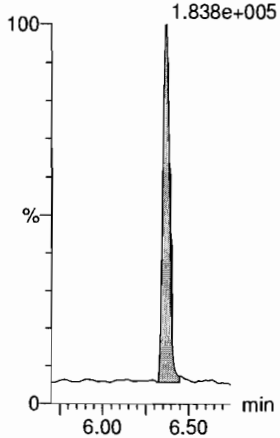

N-EtFOSE
F54:MRM of 1 channel,ES-
630.1 > 58.9
2.826e+005



13C4-PFBA
F3:MRM of 1 channel,ES-
217. > 171.8
1.976e+005

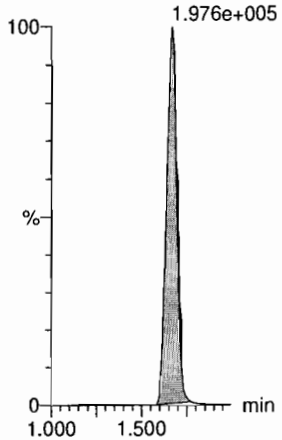

13C5-PFHxA
F10:MRM of 1 channel,ES-
318 > 272.9
5.143e+005

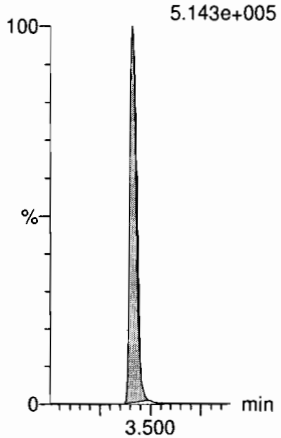

TCDA
F28:MRM of 3 channels,ES-
498.3 > 106.9
2.655e+003

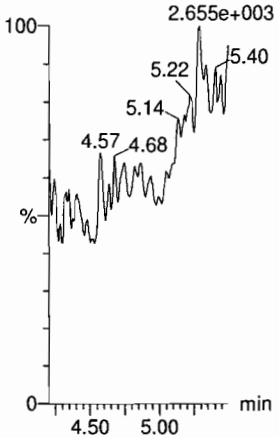

13C2-PFHxDA
F60:MRM of 1 channel,ES-
815 > 769.7
2.217e+005

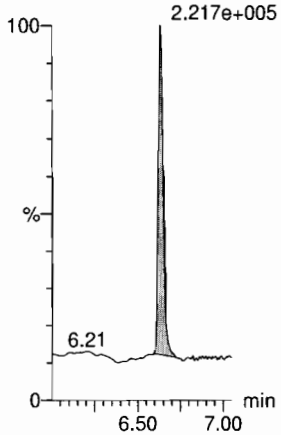

d7-N-MeFOSE
F53:MRM of 1 channel,ES-
623.1 > 58.9
4.789e+005

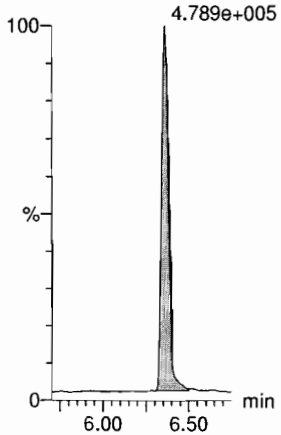

d9-N-EtFOSE
F55:MRM of 1 channel,ES-
639.2 > 58.8
8.294e+005

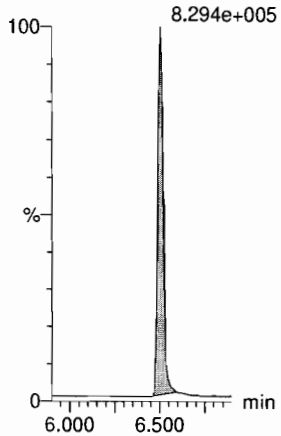

13C3-PFHxS
F16:MRM of 1 channel,ES-
401.9 > 79.9
1.132e+005

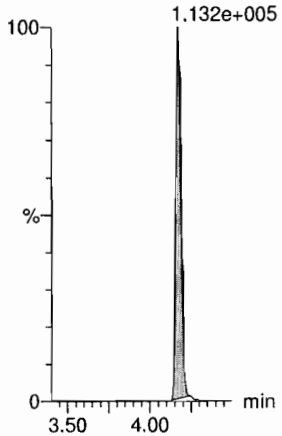

13C8-PFOA
F20:MRM of 1 channel,ES-
421.3 > 376
3.785e+005

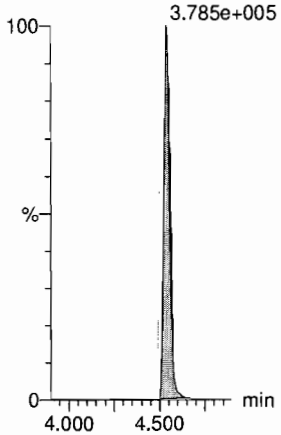

13C8-PFOS
F32:MRM of 1 channel,ES-
507.0 > 79.9
1.031e+005

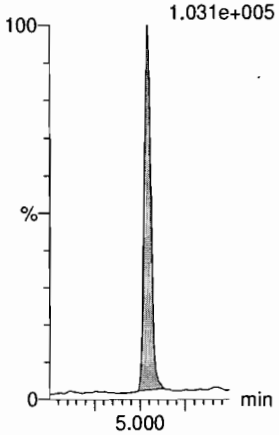

Dataset: U:\Q4.PRO\results\171220M3\171220M3-44.qld

Last Altered: Thursday, December 21, 2017 14:50:52 Pacific Standard Time
Printed: Thursday, December 21, 2017 14:51:57 Pacific Standard Time

Name: 171220M3_44, Date: 21-Dec-2017, Time: 09:44:33, ID: ST171220M3-11 PFC CS3 17K2810, Description: PFC CS3 17K2810

13C9-PFNA

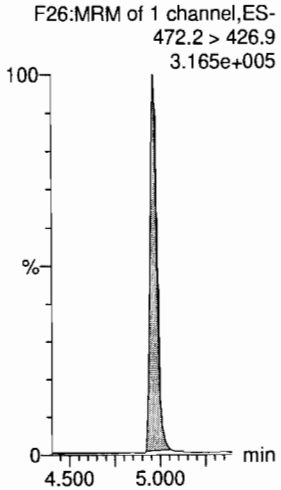

13C4-PFOS

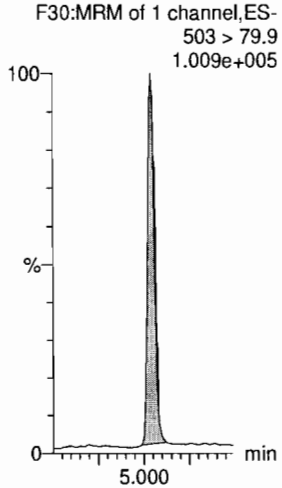

13C6-PFDA

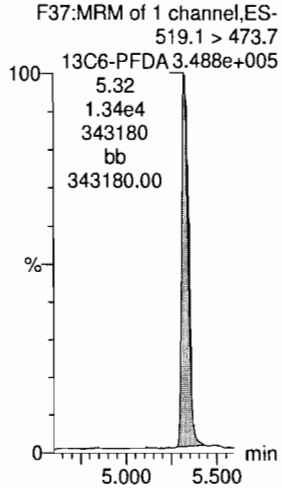

13C7-PFUdA

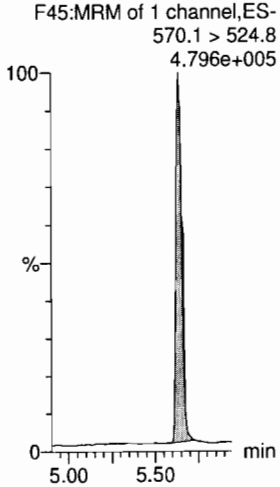

Quantify Sample Summary Report **MassLynx MassLynx V4.1 SCN 945**
Vista Analytical Laboratory

Dataset: U:\Q4.PRO\results\171220M3\171220M3-58.qld

Last Altered: Thursday, December 21, 2017 14:58:39 Pacific Standard Time
Printed: Thursday, December 21, 2017 15:00:45 Pacific Standard Time

P

NO
6:2FTS
NO PFDoA
NO PFDS

Method: U:\Q4.pro\MethDB\PFAS_FULL_80C_122017.mdb 21 Dec 2017 14:49:55
Calibration: U:\Q4.PRO\CurveDB\C18_VAL-PFAS_Q4_12-20-17_OLDRS.cdb 21 Dec 2017 13:42:26

Name: 171220M3_58, Date: 21-Dec-2017, Time: 12:21:27, ID: ST171220M3-12 PFC CS3 17K2810, Description: PFC CS3 17K2810

	#	Name	Trace	Area	IS Area	wt/vol	RRF	Pred.RT	RT	y Axis Resp.	Conc.	%Rec	
1	1	PFBA	213.0 > 168.8	1.07e4	1.20e4	1.0000		1.80	1.67	11.1	10.825	108.2	70 - 130%
2	2	PFPeA	263.1 > 218.9	1.35e4	1.66e4	1.0000		2.67	2.65	10.2	11.875	118.8	
3	3	PFBS	299.0 > 79.7	3.57e3	2.14e3	1.0000		3.05	2.91	20.9	10.753	107.5	
4	4	PFHxA	313.2 > 268.9	1.56e4	5.39e3	1.0000		3.55	3.41	14.5	11.532	115.3	
5	5	PFHpA	363.0 > 318.9	1.32e4	1.12e4	1.0000		4.18	4.03	14.7	11.642	116.4	
6	6	L-PFHxS	398.9 > 79.6	2.72e3	1.82e3	1.0000		4.30	4.17	18.6	10.173	101.7	
7	7	~~Br-PFHxS~~	398.9 > 79.6		1.82e3	1.0000		4.15					
8	8	6:2 FTS	427.1 > 407	3.43e3	3.48e3	1.0000		4.63	4.48	12.3	15.430	154.3	NA
9	9	L-PFOA	413 > 368.7	1.43e4	1.74e4	1.0000		4.52	4.53	10.3	11.141	111.4	
10	10	~~Br-PFOA~~ -	413 > 368.7		1.74e4	1.0000		4.35					
11	11	PFHpS	449 > 80.0	3.59e3	1.74e4	1.0000		4.78	4.64	2.58	12.155	121.6	
12	12	PFNA	463.0 > 418.8	1.63e4	1.15e4	1.0000		5.10	4.96	17.7	11.838	118.4	
13	13	PFOSA	498.1 > 77.8	3.65e3	4.85e3	1.0000		4.81	5.02	9.40	10.072	100.7	
14	14	L-PFOS	499 > 79.9	4.18e3	4.33e3	1.0000		5.10	5.04	12.1	12.220	122.2	
15	15	~~Br-PFOS~~ -	499 > 79.9		4.33e3	1.0000		5.05					
16	16	PFDA	513 > 468.8	1.59e4	1.78e4	1.0000		5.47	5.32	11.2	8.935	89.3	
17	17	8:2 FTS	527 > 506.9	3.03e3	2.12e3	1.0000		5.44	5.30	17.9	12.557	125.6	
18	18	N-MeFOSAA	570.1 > 419	8.58e3	4.88e3	1.0000		5.60	5.47	22.0	11.224	112.2	
19	19	N-EtFOSAA	584.2 > 419	6.23e3	7.48e3	1.0000		5.76	5.62	10.4	9.340	93.4	
20	20	PFUdA	563.0 > 518.9	1.23e4	1.52e4	1.0000		5.78	5.63	10.1	10.463	104.6	
21	21	PFDS	598.8 > 80	4.37e3	1.52e4	1.0000		5.80	5.67	3.58	17.103	171.0	out OUT
22	22	PFDoA	612.9 > 569.0	1.94e4	1.19e4	1.0000		6.06	5.91	20.4	15.718	157.2	
23	23	N-MeFOSA	512.1 > 168.9	7.63e3	1.89e4	1.0000		5.80	5.91	60.7	58.248	116.5	
24	24	PFTrDA	662.9 > 618.9	1.85e4	1.19e4	1.0000		6.25	6.14	19.5	11.706	117.1	
25	25	PFTeDA	712.9 > 668.8	1.71e4	1.27e4	1.0000		6.46	6.34	16.8	12.676	126.8	
26	26	N-EtFOSA	526.1 > 168.9	1.02e4	3.10e4	1.0000		6.30	6.26	49.2	51.537	103.1	
27	27	PFHxDA	813.1 > 768.6	6.33e3	5.89e3	1.0000		6.75	6.63	5.38	10.431	104.3	
28	28	PFODA	913.1 > 868.8	8.05e3	5.89e3	1.0000		6.95	6.84	6.83	10.431	104.3	
29	29	N-MeFOSE	616.1 > 58.9	8.01e3	2.21e4	1.0000		6.30	6.37	54.4	56.387	112.8	
30	30	N-EtFOSE	630.1 > 58.9	1.11e4	2.73e4	1.0000		6.42	6.51	61.2	54.402	108.8	
31	31	13C3-PFBA	216.1 > 171.8	1.20e4	1.26e4	1.0000	0.844	1.80	1.66	11.9	14.093	112.7	50-150%
32	32	13C3-PFPeA	266. > 221.8	1.66e4	1.77e4	1.0000	0.836	2.67	2.65	11.7	13.982	111.9	

MJT
12/21/17

YLA. 12/22/2017

Vista Analytical Laboratory

Dataset: U:\Q4.PRO\results\171220M3\171220M3-58.qld

Last Altered: Thursday, December 21, 2017 14:58:39 Pacific Standard Time
Printed: Thursday, December 21, 2017 15:00:45 Pacific Standard Time

Name: 171220M3_58, Date: 21-Dec-2017, Time: 12:21:27, ID: ST171220M3-12 PFC CS3 17K2810, Description: PFC CS3 17K2810

	#	Name	Trace	Area	IS Area	wt/vol	RRF	Pred.RT	RT	y Axis Resp.	Conc.	%Rec
33	33	13C3-PFBS	302. > 98.8	2.14e3	1.77e4	1.0000	0.101	3.05	2.91	1.51	14.912	119.3
34	34	13C2-PFHxA	315 > 269.8	5.39e3	1.77e4	1.0000	0.718	3.55	3.41	3.80	5.300	106.0
35	35	13C4-PFHpA	367.2 > 321.8	1.12e4	1.77e4	1.0000	0.557	4.18	4.03	7.93	14.235	113.9
36	36	18O2-PFHxS	403.0 > 102.6	1.82e3	4.06e3	1.0000	0.415	4.30	4.17	5.62	13.533	108.3
37	37	13C2-6:2 FTS	429.1 > 408.9	3.48e3	1.38e4	1.0000	0.371	4.63	4.48	3.15	8.493	67.9
38	38	13C2-PFOA	414.9 > 369.7	1.74e4	1.38e4	1.0000	1.263	4.52	4.53	15.7	12.463	99.7
39	39	13C5-PFNA	468.2 > 422.9	1.15e4	1.29e4	1.0000	0.858	5.10	4.96	11.1	12.974	103.8
40	40	13C8-PFOSA	506.1 > 77.7	4.85e3	1.53e4	1.0000	0.258	4.81	5.02	3.97	15.373	123.0
41	41	13C8-PFOS	507.0 > 79.9	4.33e3	4.05e3	1.0000	0.939	5.20	5.04	13.4	14.236	113.9
42	42	13C2-PFDA	515.1 > 469.9	1.78e4	1.37e4	1.0000	1.033	5.47	5.32	16.2	15.729	125.8
43	43	13C2-8:2 FTS	529.1 > 508.7	2.12e3	1.77e4	1.0000	0.151	5.44	5.30	1.49	9.896	79.2
44	44	d3-N-MeFOSAA	573.3 > 419	4.88e3	1.53e4	1.0000	0.302	5.60	5.47	3.99	13.201	105.6
45	45	d5-N-EtFOSAA	589.3 > 419	7.48e3	1.53e4	1.0000	0.364	5.60	5.61	6.12	16.810	134.5
46	46	13C2-PFUdA	565 > 519.8	1.52e4	1.53e4	1.0000	1.079	5.78	5.63	12.5	11.548	92.4
47	47	13C2-PFDoA	615.0 > 569.7	1.19e4	1.53e4	1.0000	0.808	6.05	5.91	9.71	12.021	96.2
48	48	d3-N-MeFOSA	515.2 > 168.9	1.89e4	1.53e4	1.0000	0.091	5.80	5.92	15.4	169.208	112.8
49	49	13C2-PFTeDA	714.8 > 669.6	1.27e4	1.53e4	1.0000	0.821	6.46	6.34	10.4	12.673	101.4
50	50	d5-N-ETFOSA	531.1 > 168.9	3.10e4	1.53e4	1.0000	0.140	6.16	6.27	25.4	181.942	121.3
51	51	13C2-PFHxDA	815 > 769.7	5.89e3	1.53e4	1.0000	1.018	6.75	6.63	4.82	4.737	94.7
52	52	d7-N-MeFOSE	623.1 > 58.9	2.21e4	1.53e4	1.0000	0.116	6.30	6.35	18.1	155.199	103.5
53	53	d9-N-EtFOSE	639.2 > 58.8	2.73e4	1.53e4	1.0000	0.113	6.42	6.50	22.3	197.436	131.6
54	54	13C4-PFBA	217. > 171.8	1.26e4	1.26e4	1.0000	1.000	1.80	1.67	12.5	12.500	100.0
55	55	13C5-PFHxA	318 > 272.9	1.77e4	1.77e4	1.0000	1.000	3.55	3.41	12.5	12.500	100.0
56	56	13C3-PFHxS	401.9 > 79.9	4.06e3	4.06e3	1.0000	1.000	4.30	4.17	12.5	12.500	100.0
57	57	13C8-PFOA	421.3 > 376	1.38e4	1.38e4	1.0000	1.000	4.68	4.53	12.5	12.500	100.0
58	58	13C9-PFNA	472.2 > 426.9	1.29e4	1.29e4	1.0000	1.000	5.10	4.96	12.5	12.500	100.0
59	59	13C4-PFOS	503 > 79.9	4.05e3	4.05e3	1.0000	1.000	5.20	5.04	12.5	12.500	100.0
60	60	13C6-PFDA	519.1 > 473.7	1.37e4	1.37e4	1.0000	1.000	5.47	5.32	12.5	12.500	100.0
61	61	13C7-PFUdA	570.1 > 524.8	1.53e4	1.53e4	1.0000	1.000	5.44	5.63	12.5	12.500	100.0

50-150%

	File Name	Sample ID	File Text	MS File	Inlet File
1	---	OLD IS/OLD RS	---	---	---
2	171220M3_1	IPA	IPA	PFAS_MEOH_10-26-17	PFAS_MeOH_102417c
3	171220M3_2	ST171220M3-1 PFC CS-2 17K2806	PFC CS-2 17K2806	PFAS_MEOH_10-26-17	PFAS_MeOH_102417c
4	171220M3_3	ST171220M3-2 PFC CS-1 17K2807	PFC CS-1 17K2807	PFAS_MEOH_10-26-17	PFAS_MeOH_102417c
5	171220M3_4	ST171220M3-2 PFC CS0 17K2808	PFC CS0 17K2808	PFAS_MEOH_10-26-17	PFAS_MeOH_102417c
6	171220M3_5	ST171220M3-4 PFC CS1 17K2814	PFC CS1 17K2814	PFAS_MEOH_10-26-17	PFAS_MeOH_102417c
7	171220M3_6	ST171220M3-5 PFC CS2 17K2809	PFC CS2 17K2809	PFAS_MEOH_10-26-17	PFAS_MeOH_102417c
8	171220M3_7	ST171220M3-6 PFC CS3 17K2810	PFC CS3 17K2810	PFAS_MEOH_10-26-17	PFAS_MeOH_102417c
9	171220M3_8	ST171220M3-7 PFC CS4 17K2811	PFC CS4 17K2811	PFAS_MEOH_10-26-17	PFAS_MeOH_102417c
10	171220M3_9	ST171220M3-8 PFC CS5 17K2812	PFC CS5 17K2812	PFAS_MEOH_10-26-17	PFAS_MeOH_102417c
11	171220M3_10	ST171220M3-9 PFC CS6 17L2002	PFC CS6 17L2002	PFAS_MEOH_10-26-17	PFAS_MeOH_102417c
12	171220M3_11	ST171220M3-10 PFC CS7 17L2003	PFC CS7 17L2003	PFAS_MEOH_10-26-17	PFAS_MeOH_102417c
13	171220M3_12	IPA	IPA	PFAS_MEOH_10-26-17	PFAS_MeOH_102417c
14	171220M3_13	ICV171220M3-1 PFC ICV 17K2813	PFC ICV 17K2813	PFAS_MEOH_10-26-17	PFAS_MeOH_102417c
15	171220M3_14	IPA	IPA	PFAS_MEOH_10-26-17	PFAS_MeOH_102417c
16	171220M3_15	B7K0018-BS1 OPR 0.25	OPR	PFAS_MEOH_10-26-17	PFAS_MeOH_102417c
17	171220M3_16	B7K0018-BSD1 LCS Dup 0.25	LCS Dup	PFAS_MEOH_10-26-17	PFAS_MeOH_102417c
18	171220M3_17	IPA	IPA	PFAS_MEOH_10-26-17	PFAS_MeOH_102417c
19	171220M3_18	B7K0018-MS1 Matrix Spike 0.12535	Matrix Spike	PFAS_MEOH_10-26-17	PFAS_MeOH_102417c
20	171220M3_19	B7K0018-MSD1 Matrix Spike Dup 0.11614	Matrix Spike Dup	PFAS_MEOH_10-26-17	PFAS_MeOH_102417c
21	171220M3_20	B7K0018-BLK1 Method Blank	Method Blank	PFAS_MEOH_10-26-17	PFAS_MeOH_102417c
22	171220M3_21	1701566-15RE1 AFFF-FFTA-WG-DUP1-102517 0.11791	AFFF-FFTA-WG-DUP1-102517	PFAS_MEOH_10-26-17	PFAS_MeOH_102417c
23	171220M3_22	1701566-17RE1 EB1-WG-102617 0.2333	EB1-WG-102617	PFAS_MEOH_10-26-17	PFAS_MeOH_102417c
24	171220M3_23	1701566-18RE1 EB1-WS-102617 0.22843	EB1-WS-102617	PFAS_MEOH_10-26-17	PFAS_MeOH_102417c
25	171220M3_24	1701566-23RE1 AFFF-FFTA-SW-SW/SED5-102717 0.12394	AFFF-FFTA-SW-SW/SED5-102717	PFAS_MEOH_10-26-17	PFAS_MeOH_102417c
26	171220M3_25	1701566-24RE1 AFFF-FFTA-SW-SW/SED7-102717 0.10678	AFFF-FFTA-SW-SW/SED7-102717	PFAS_MEOH_10-26-17	PFAS_MeOH_102417c
27	171220M3_26	1701566-25RE1 AFFF-FFTA-SW-SW/SED6-102717 0.11883	AFFF-FFTA-SW-SW/SED6-102717	PFAS_MEOH_10-26-17	PFAS_MeOH_102417c
28	171220M3_27	1701566-26RE1 AFFF-FFTA-WS-DUP1-102717 0.12119	AFFF-FFTA-WS-DUP1-102717	PFAS_MEOH_10-26-17	PFAS_MeOH_102417c
29	171220M3_28	1701566-27RE1 EB1-SED-102717 0.12887	EB1-SED-102717	PFAS_MEOH_10-26-17	PFAS_MeOH_102417c
30	171220M3_29	1701804-1@30X ESHEP-GW-TW01-112117 0.10732	ESHEP-GW-TW01-112117	PFAS_MEOH_10-26-17	PFAS_MeOH_102417c
31	171220M3_30	1701804-15 ESHEP-GW-TW03-112117 0.11762	ESHEP-GW-TW03-112117	PFAS_MEOH_10-26-17	PFAS_MeOH_102417c
32	171220M3_31	1701804-16@10X ESHEP-GW-TW05-112117 0.11411	ESHEP-GW-TW05-112117	PFAS_MEOH_10-26-17	PFAS_MeOH_102417c
33	171220M3_32	B7K0141-BS1 OPR 0.125	OPR	PFAS_MEOH_10-26-17	PFAS_MeOH_102417c
34	171220M3_33	B7K0141-BSD1 LCS Dup 0.125	LCS Dup	PFAS_MEOH_10-26-17	PFAS_MeOH_102417c
35	171220M3_34	B7K0143-BS1 OPR 0.125	OPR	PFAS_MEOH_10-26-17	PFAS_MeOH_102417c
36	171220M3_35	IPA	IPA	PFAS_MEOH_10-26-17	PFAS_MeOH_102417c
37	171220M3_36	B7K0141-BLK1 Method Blank 0.125	Method Blank	PFAS_MEOH_10-26-17	PFAS_MeOH_102417c
38	171220M3_37	B7K0143-BLK1 Method Blank 0.125	Method Blank	PFAS_MEOH_10-26-17	PFAS_MeOH_102417c
39	171220M3_38	B7K0143-MS1 Matrix Spike 0.1145	Matrix Spike	PFAS_MEOH_10-26-17	PFAS_MeOH_102417c
40	171220M3_39	B7K0143-MSD1 Matrix Spike Dup 0.10519	Matrix Spike Dup	PFAS_MEOH_10-26-17	PFAS_MeOH_102417c

	File Name	Sample ID	File Text	MS File	Inlet File
41	171220M3_40	1701715-01 I001MW52S-171113 0.00111	I001MW52S-171113	PFAS_MEOH_10-26-17	PFAS_MeOH_102417c
42	171220M3_41	1701715-02 I001MW52D-171114 0.1085	I001MW52D-171114	PFAS_MEOH_10-26-17	PFAS_MeOH_102417c
43	171220M3_42	1701715-03 EB01-171113 0.11224	EB01-171113	PFAS_MEOH_10-26-17	PFAS_MeOH_102417c
44	171220M3_43	IPA	IPA	PFAS_MEOH_10-26-17	PFAS_MeOH_102417c
45	171220M3_44	ST171220M3-11 PFC CS3 17K2810	PFC CS3 17K2810	PFAS_MEOH_10-26-17	PFAS_MeOH_102417c
46	171220M3_45	IPA	IPA	PFAS_MEOH_10-26-17	PFAS_MeOH_102417c
47	171220M3_46	1701715-04 I001BC50S-171114 0.10565	I001BC50S-171114	PFAS_MEOH_10-26-17	PFAS_MeOH_102417c
48	171220M3_47	1701715-05 I001MW50D-171114 0.10842	I001MW50D-171114	PFAS_MEOH_10-26-17	PFAS_MeOH_102417c
49	171220M3_48	1701715-06 I001MW50X-171114 0.12154	I001MW50X-171114	PFAS_MEOH_10-26-17	PFAS_MeOH_102417c
50	171220M3_49	1701715-07 SB01-171114 0.11788	SB01-171114	PFAS_MEOH_10-26-17	PFAS_MeOH_102417c
51	171220M3_50	1701715-08 I001MW53D-171114 0.12147	I001MW53D-171114	PFAS_MEOH_10-26-17	PFAS_MeOH_102417c
52	171220M3_51	1701715-09 EB02-171114 0.0937	EB02-171114	PFAS_MEOH_10-26-17	PFAS_MeOH_102417c
53	171220M3_52	1701715-10 I001BC43MS-171115 0.11222	I001BC43MS-171115	PFAS_MEOH_10-26-17	PFAS_MeOH_102417c
54	171220M3_53	1701715-11 I001MW43D-171115 0.11593	I001MW43D-171115	PFAS_MEOH_10-26-17	PFAS_MeOH_102417c
55	171220M3_54	1701715-12 I001BC47S-171115 0.10807	I001BC47S-171115	PFAS_MEOH_10-26-17	PFAS_MeOH_102417c
56	171220M3_55	1701715-13 I001MW47D-171115 0.11377	I001MW47D-171115	PFAS_MEOH_10-26-17	PFAS_MeOH_102417c
57	171220M3_56	1701715-14 EB03-171115 0.11678	EB03-171115	PFAS_MEOH_10-26-17	PFAS_MeOH_102417c
58	171220M3_57	IPA	IPA	PFAS_MEOH_10-26-17	PFAS_MeOH_102417c
59	171220M3_58	ST171220M3-12 PFC CS3 17K2810	PFC CS3 17K2810	PFAS_MEOH_10-26-17	PFAS_MeOH_102417c
60	171220M3_59	IPA	IPA	PFAS_MEOH_10-26-17	PFAS_MeOH_102417c

Vista Analytical Laboratory

Dataset: U:\Q4.PRO\results\171220M3\171220M3-58.qld

Last Altered: Thursday, December 21, 2017 14:58:39 Pacific Standard Time
Printed: Thursday, December 21, 2017 15:00:45 Pacific Standard Time

Method: U:\Q4.pro\MethDB\PFAS_FULL_80C_122017.mdb 21 Dec 2017 14:49:55
Calibration: U:\Q4.PRO\CurveDB\C18_VAL-PFAS_Q4_12-20-17_OLDRS.cdb 21 Dec 2017 13:42:26

Name: 171220M3_58, Date: 21-Dec-2017, Time: 12:21:27, ID: ST171220M3-12 PFC CS3 17K2810, Description: PFC CS3 17K2810

PFBA

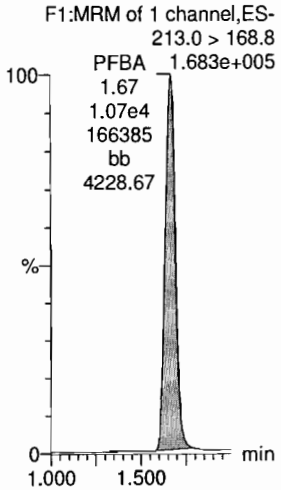

PFPeA

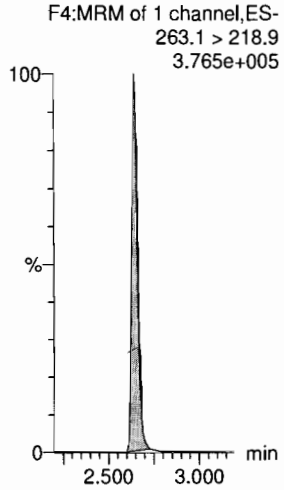

PFBS

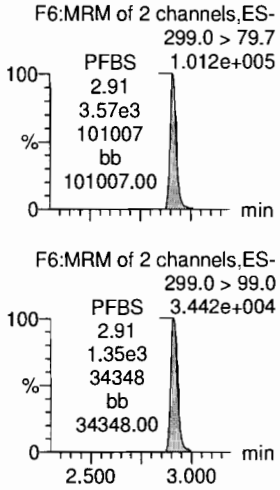

PFHxA

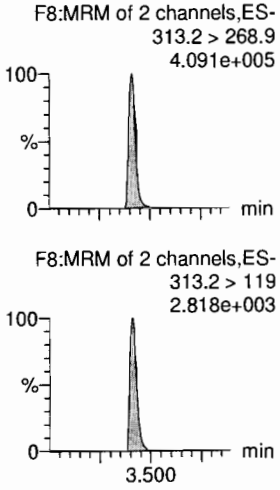

PFHpA

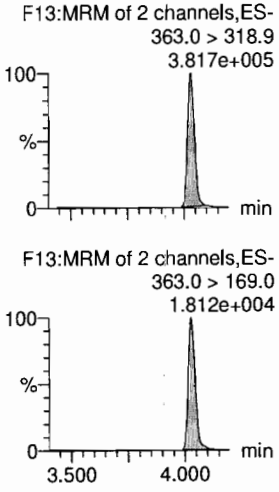

L-PFHxS

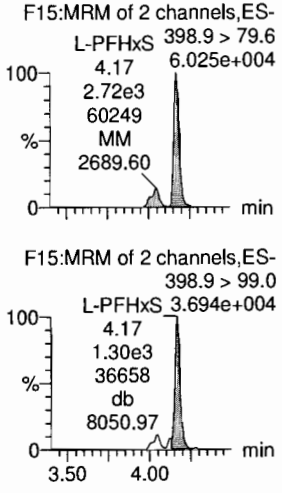

13C3-PFBA

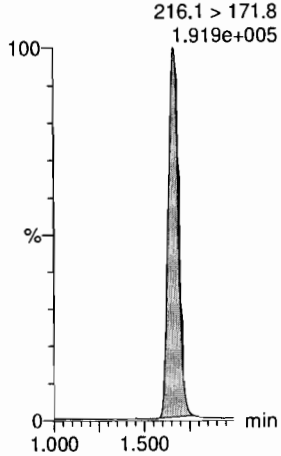

13C3-PFPeA

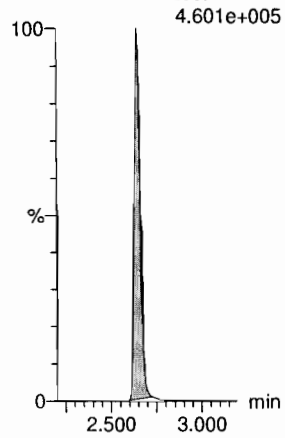

13C3-PFBS

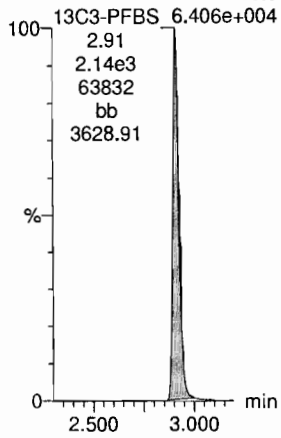

13C2-PFHxA

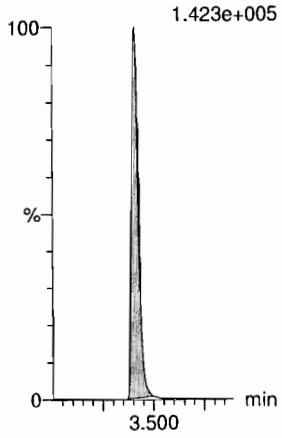

13C4-PFHpA

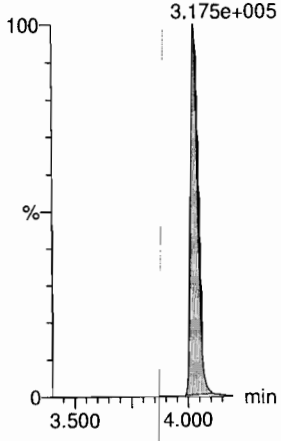

18O2-PFHxS

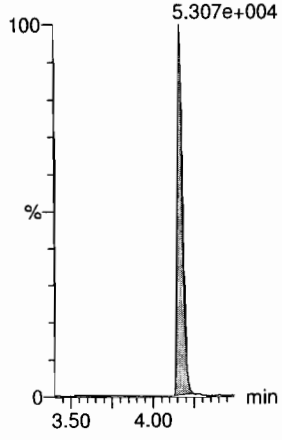

Vista Analytical Laboratory

Dataset: U:\Q4.PRO\results\171220M3\171220M3-58.qld

Last Altered: Thursday, December 21, 2017 14:58:39 Pacific Standard Time
Printed: Thursday, December 21, 2017 15:00:45 Pacific Standard Time

Name: 171220M3_58, Date: 21-Dec-2017, Time: 12:21:27, ID: ST171220M3-12 PFC CS3 17K2810, Description: PFC CS3 17K2810

6:2 FTS

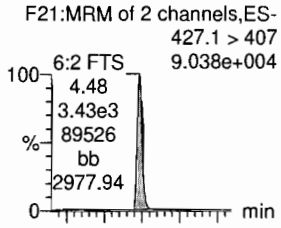

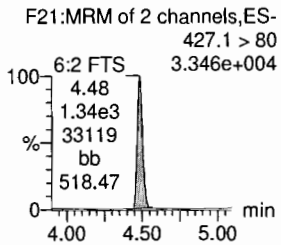

L-PFOA

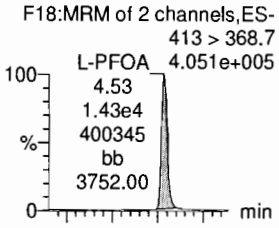

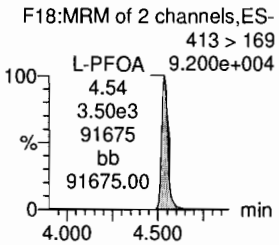

PFHpS

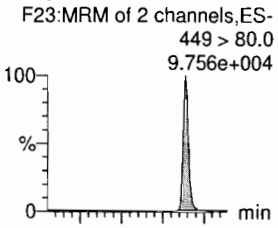

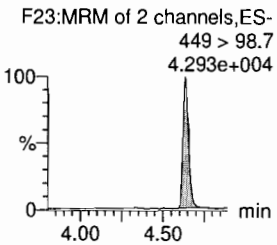

PFNA

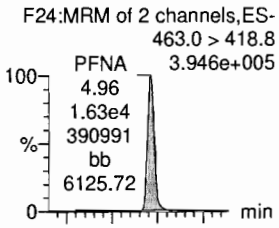

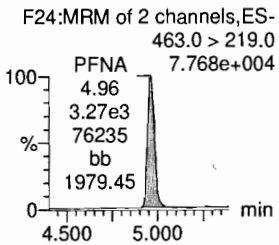

PFOSA

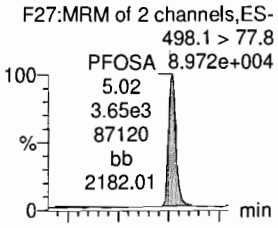

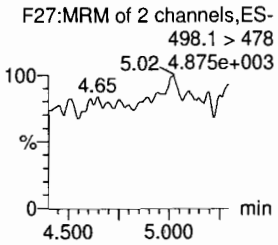

L-PFOS

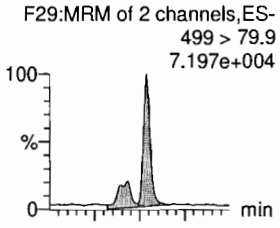

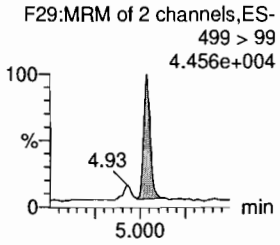

13C2-6:2 FTS

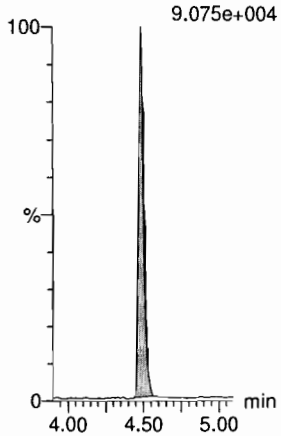

13C2-PFOA

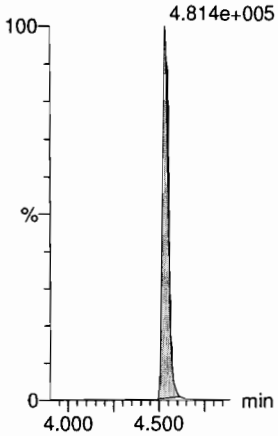

13C2-PFOA

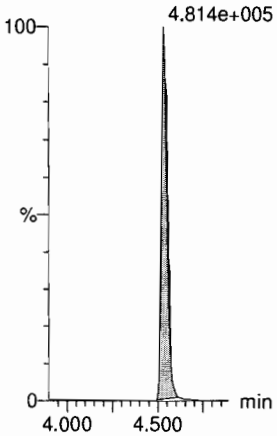

13C5-PFNA

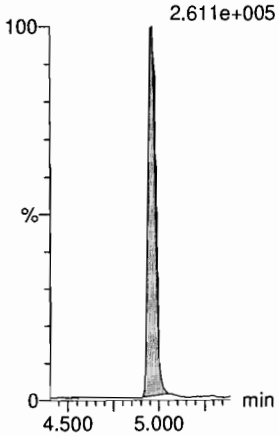

13C8-PFOSA

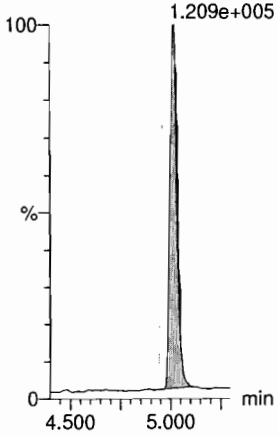

13C8-PFOS

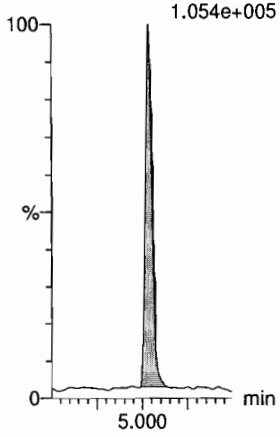

Dataset: U:\Q4.PRO\results\171220M3\171220M3-58.qld

Last Altered: Thursday, December 21, 2017 14:58:39 Pacific Standard Time
Printed: Thursday, December 21, 2017 15:00:45 Pacific Standard Time

Name: 171220M3_58, Date: 21-Dec-2017, Time: 12:21:27, ID: ST171220M3-12 PFC CS3 17K2810, Description: PFC CS3 17K2810

PFDA

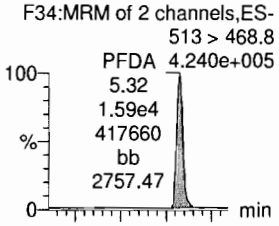

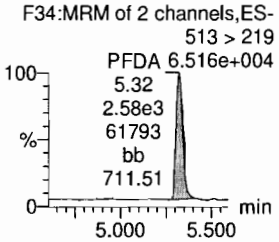

8:2 FTS

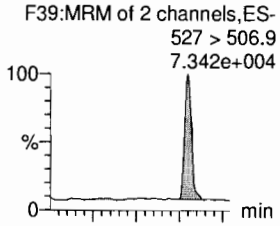

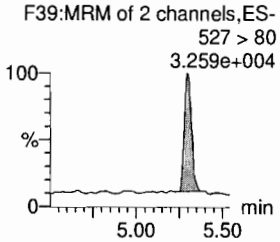

N-MeFOSAA

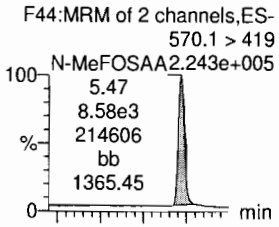

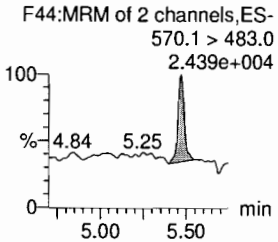

N-EtFOSAA

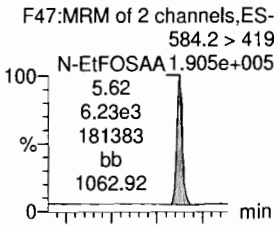

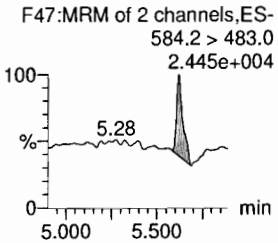

PFUdA

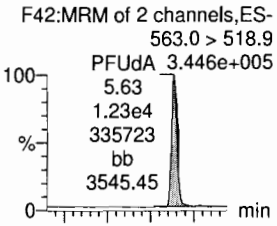

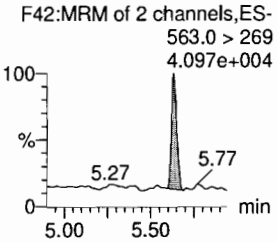

PFDS

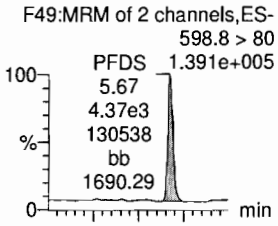

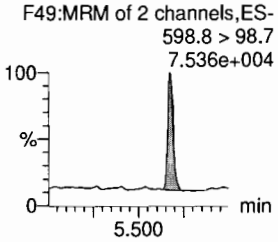

13C2-PFDA

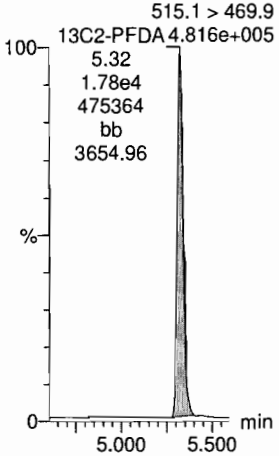

13C2-8:2 FTS

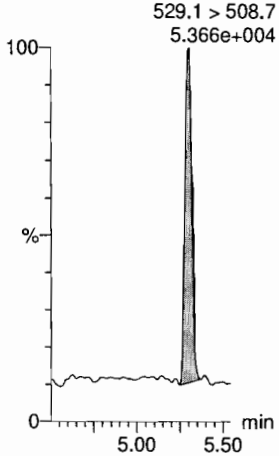

d3-N-MeFOSAA

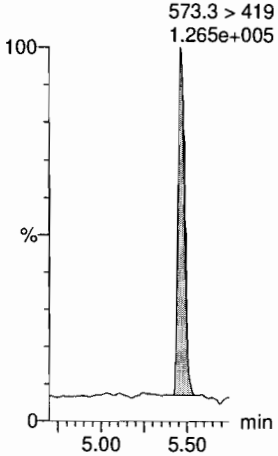

d5-N-EtFOSAA

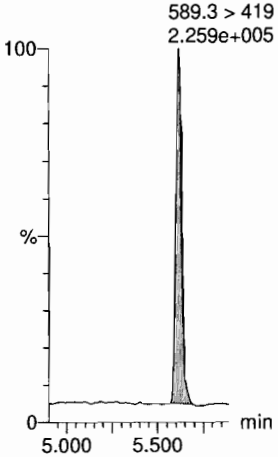

13C2-PFUdA

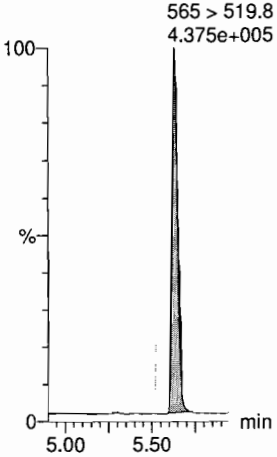

13C2-PFUdA

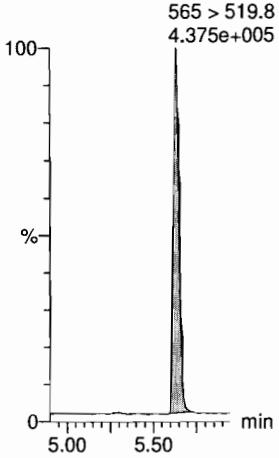

Dataset: U:\Q4.PRO\results\171220M3\171220M3-58.qld

Last Altered: Thursday, December 21, 2017 14:58:39 Pacific Standard Time
Printed: Thursday, December 21, 2017 15:00:45 Pacific Standard Time

Name: 171220M3_58, Date: 21-Dec-2017, Time: 12:21:27, ID: ST171220M3-12 PFC CS3 17K2810, Description: PFC CS3 17K2810

PFDoA

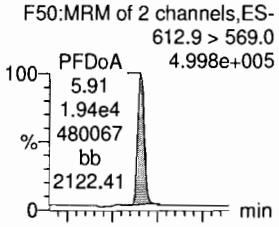

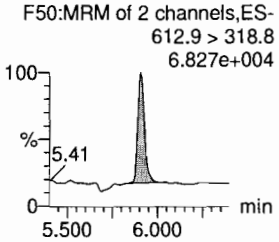

N-MeFOSA

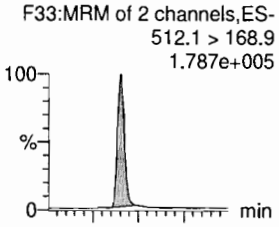

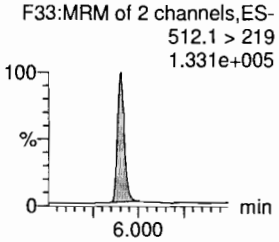

PFTrDA

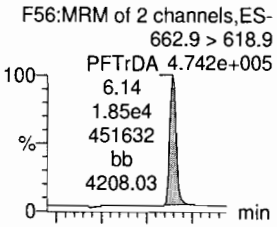

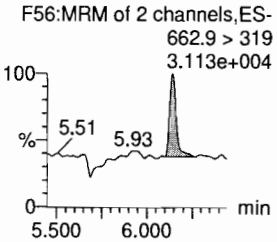

PFTeDA

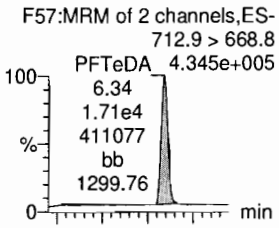

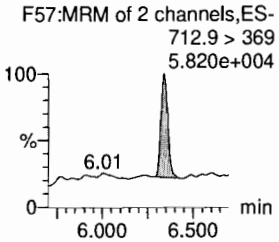

N-EtFOSA

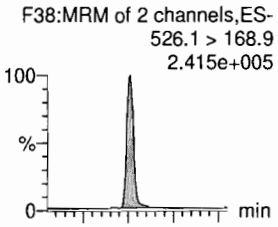

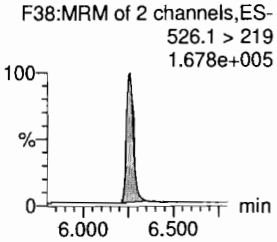

PFHxDA

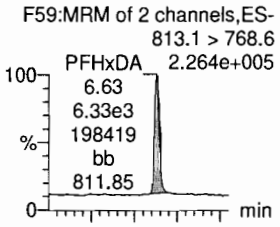

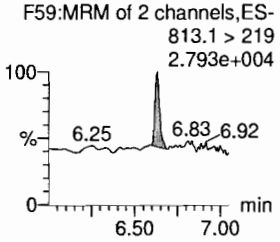

13C2-PFDoA

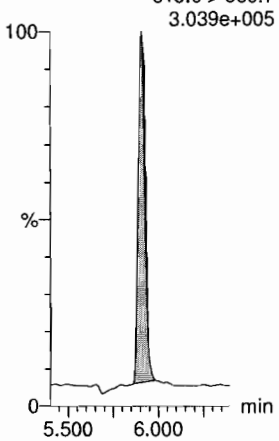

d3-N-MeFOSA

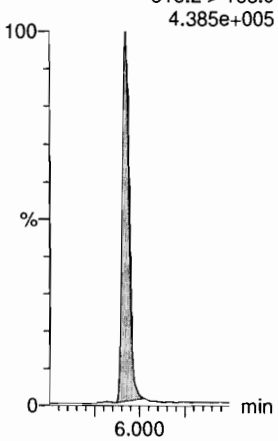

13C2-PFTeDA

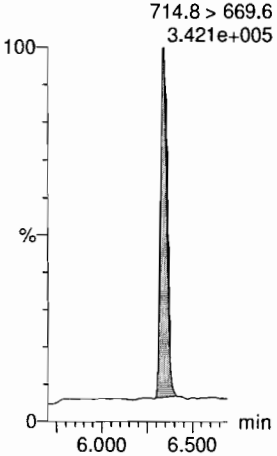

13C2-PFTeDA

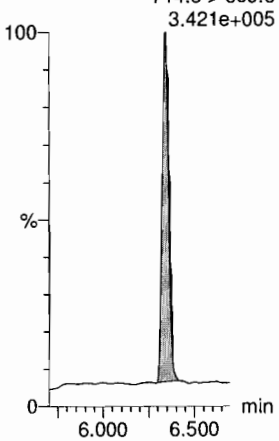

d5-N-ETFOSA

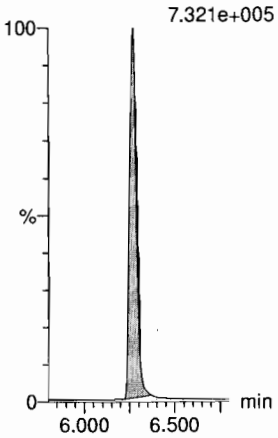

13C2-PFHxDA

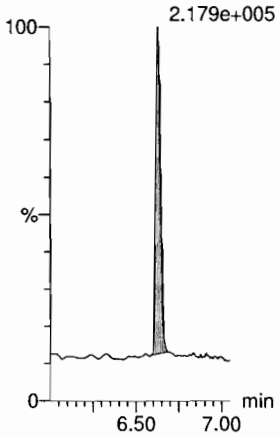

Dataset: U:\Q4.PRO\results\171220M3\171220M3-58.qld

Last Altered: Thursday, December 21, 2017 14:58:39 Pacific Standard Time
Printed: Thursday, December 21, 2017 15:00:45 Pacific Standard Time

Name: 171220M3_58, Date: 21-Dec-2017, Time: 12:21:27, ID: ST171220M3-12 PFC CS3 17K2810, Description: PFC CS3 17K2810

PFODA
F61:MRM of 1 channel,ES-
913.1 > 868.8
3.568e+005



N-MeFOSE
F52:MRM of 1 channel,ES-
616.1 > 58.9
1.994e+005

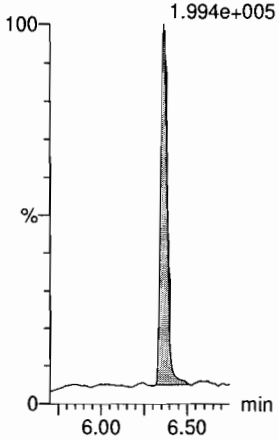

N-EtFOSE
F54:MRM of 1 channel,ES-
630.1 > 58.9
3.387e+005

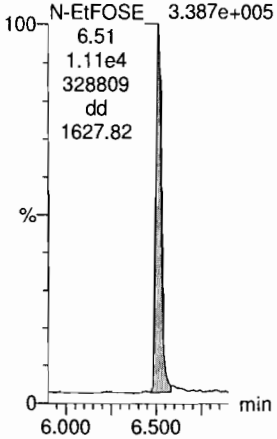

13C4-PFBA
F3:MRM of 1 channel,ES-
217. > 171.8
1.963e+005

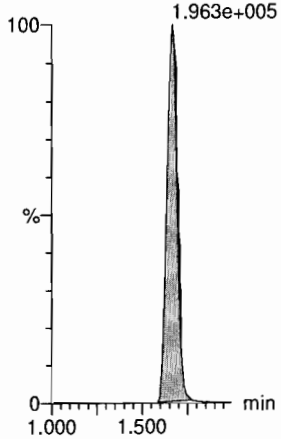

13C5-PFHxA
F10:MRM of 1 channel,ES-
318 > 272.9
4.887e+005

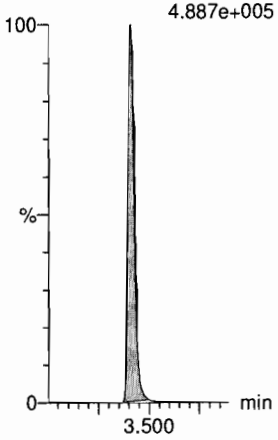

TCDA
F28:MRM of 3 channels,ES-
498.3 > 106.9
2.657e+003

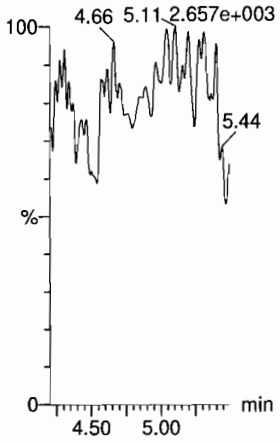

13C2-PFHxDA
F60:MRM of 1 channel,ES-
815 > 769.7
2.179e+005

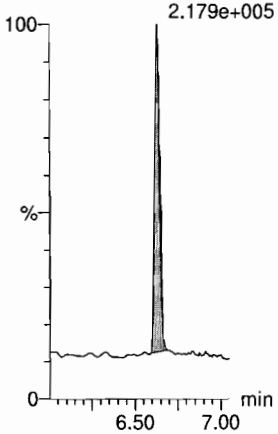

d7-N-MeFOSE
F53:MRM of 1 channel,ES-
623.1 > 58.9
5.236e+005

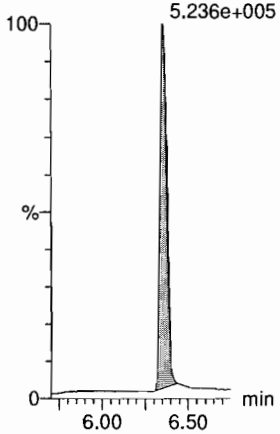

d9-N-EtFOSE
F55:MRM of 1 channel,ES-
639.2 > 58.8
8.067e+005

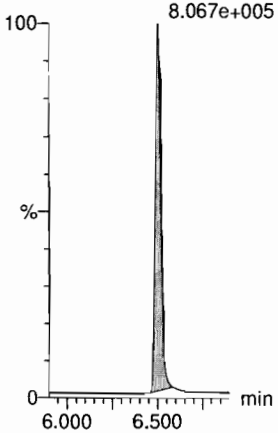

13C3-PFHxS
F16:MRM of 1 channel,ES-
401.9 > 79.9
1.247e+005

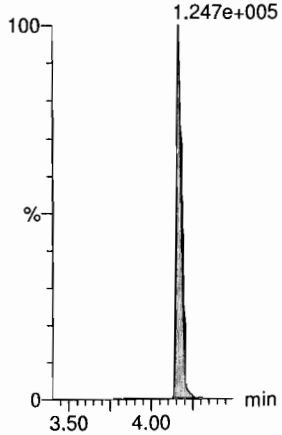

13C8-PFOA
F20:MRM of 1 channel,ES-
421.3 > 376
3.856e+005

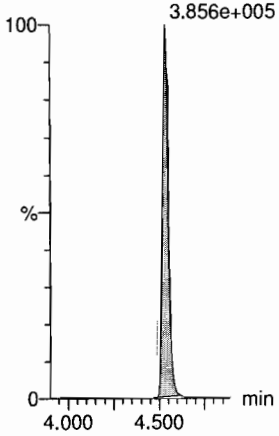

13C8-PFOS
F32:MRM of 1 channel,ES-
507.0 > 79.9
1.054e+005

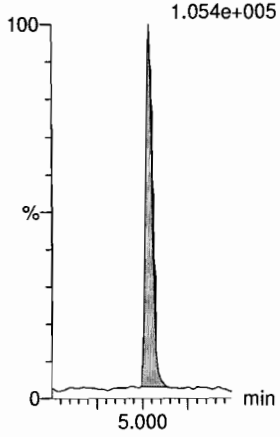

Dataset: U:\Q4.PRO\results\171220M3\171220M3-58.qld

Last Altered: Thursday, December 21, 2017 14:58:39 Pacific Standard Time
Printed: Thursday, December 21, 2017 15:00:45 Pacific Standard Time

Name: 171220M3_58, Date: 21-Dec-2017, Time: 12:21:27, ID: ST171220M3-12 PFC CS3 17K2810, Description: PFC CS3 17K2810

13C9-PFNA

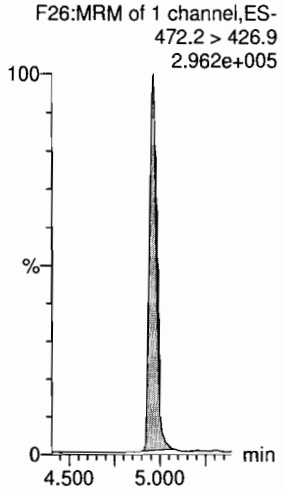

13C4-PFOS

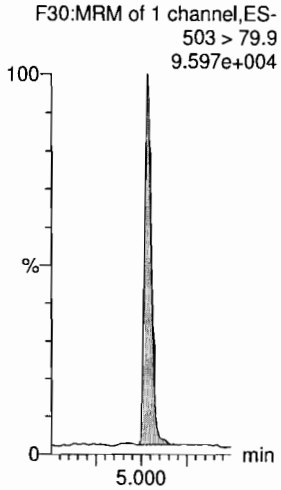

13C6-PFDA

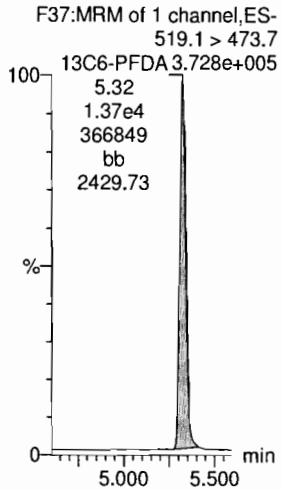

13C7-PFUdA

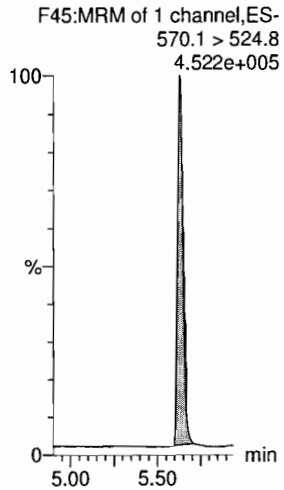

Dataset: Untitled

Last Altered: Saturday, December 23, 2017 14:02:37 Pacific Standard Time
Printed: Saturday, December 23, 2017 14:03:15 Pacific Standard Time

Method: U:\Q4.PRO\MethDB\PFAS_RS-12-21-17.mdb 21 Dec 2017 14:40:41
Calibration: 23 Dec 2017 14:02:37

Name: 171222M2_7, Date: 22-Dec-2017, Time: 17:51:10, ID: ST171222M2-6 PFC CS3 17K2810, Description: PFC CS3 17K2810

	#	Name	ID	Area	%Rec	Area Out
1	1	13C4-PFBA	ST171222M2-6 PFC CS3 17K2810	1.17e4	100.0	NO
2	2	13C5-PFHxA	ST171222M2-6 PFC CS3 17K2810	1.58e4	100.0	NO
3	3	13C3-PFHxS	ST171222M2-6 PFC CS3 17K2810	3.67e3	100.0	NO
4	4	13C8-PFOA	ST171222M2-6 PFC CS3 17K2810	1.22e4	100.0	NO
5	5	13C9-PFNA	ST171222M2-6 PFC CS3 17K2810	1.31e4	100.0	NO
6	6	13C4-PFOS	ST171222M2-6 PFC CS3 17K2810	3.50e3	100.0	NO
7	7	13C6-PFDA	ST171222M2-6 PFC CS3 17K2810	1.11e4	100.0	NO
8	8	13C7-PFUdA	ST171222M2-6 PFC CS3 17K2810	1.27e4	100.0	NO

Name: 171222M2_8, Date: 22-Dec-2017, Time: 18:02:21, ID: ST171222M2-7 PFC CS4 17K2811, Description: PFC CS4 17K2811

	#	Name	ID	Area	%Rec	Area Out
1	1	13C4-PFBA	ST171222M2-7 PFC CS4 17K2811	1.26e4	108.0	NO
2	2	13C5-PFHxA	ST171222M2-7 PFC CS4 17K2811	1.75e4	110.5	NO
3	3	13C3-PFHxS	ST171222M2-7 PFC CS4 17K2811	3.49e3	95.1	NO
4	4	13C8-PFOA	ST171222M2-7 PFC CS4 17K2811	1.34e4	109.4	NO
5	5	13C9-PFNA	ST171222M2-7 PFC CS4 17K2811	1.33e4	101.5	NO
6	6	13C4-PFOS	ST171222M2-7 PFC CS4 17K2811	3.90e3	111.5	NO
7	7	13C6-PFDA	ST171222M2-7 PFC CS4 17K2811	9.96e3	90.1	NO
8	8	13C7-PFUdA	ST171222M2-7 PFC CS4 17K2811	1.67e4	131.4	NO

Name: 171222M2_9, Date: 22-Dec-2017, Time: 18:13:31, ID: ST171222M2-8 PFC CS5 17K2812, Description: PFC CS5 17K2812

	#	Name	ID	Area	%Rec	Area Out
1	1	13C4-PFBA	ST171222M2-8 PFC CS5 17K2812	1.28e4	109.2	NO
2	2	13C5-PFHxA	ST171222M2-8 PFC CS5 17K2812	1.71e4	108.1	NO
3	3	13C3-PFHxS	ST171222M2-8 PFC CS5 17K2812	3.28e3	89.6	NO
4	4	13C8-PFOA	ST171222M2-8 PFC CS5 17K2812	1.39e4	113.2	NO
5	5	13C9-PFNA	ST171222M2-8 PFC CS5 17K2812	1.30e4	99.4	NO
6	6	13C4-PFOS	ST171222M2-8 PFC CS5 17K2812	4.64e3	132.7	NO
7	7	13C6-PFDA	ST171222M2-8 PFC CS5 17K2812	1.19e4	107.3	NO
8	8	13C7-PFUdA	ST171222M2-8 PFC CS5 17K2812	1.84e4	145.1	NO

Name: 171222M2_10, Date: 22-Dec-2017, Time: 18:24:42, ID: ST171222M2-9 PFC CS6 17L2002, Description: PFC CS6 17L2002

	#	Name	ID	Area	%Rec	Area Out
1	1	13C4-PFBA	ST171222M2-9 PFC CS6 17L2002	1.16e4	99.0	NO
2	2	13C5-PFHxA	ST171222M2-9 PFC CS6 17L2002	1.63e4	103.0	NO
3	3	13C3-PFHxS	ST171222M2-9 PFC CS6 17L2002	3.32e3	90.5	NO
4	4	13C8-PFOA	ST171222M2-9 PFC CS6 17L2002	1.09e4	88.7	NO
5	5	13C9-PFNA	ST171222M2-9 PFC CS6 17L2002	1.34e4	102.2	NO
6	6	13C4-PFOS	ST171222M2-9 PFC CS6 17L2002	3.78e3	108.2	NO
7	7	13C6-PFDA	ST171222M2-9 PFC CS6 17L2002	1.18e4	106.6	NO
8	8	13C7-PFUdA	ST171222M2-9 PFC CS6 17L2002	1.35e4	106.1	NO

Dataset: Untitled

Last Altered: Saturday, December 23, 2017 14:02:37 Pacific Standard Time
Printed: Saturday, December 23, 2017 14:03:15 Pacific Standard Time

Name: 171222M2_11, Date: 22-Dec-2017, Time: 18:35:53, ID: ST171222M2-10 PFC CS7 17L2003, Description: PFC CS7 17L2003

	#	Name	ID	Area	%Rec	Area Out
1	1	13C4-PFBA	ST171222M2-10 PFC CS7 17L2003	1.19e4	101.6	NO
2	2	13C5-PFHxA	ST171222M2-10 PFC CS7 17L2003	1.61e4	101.9	NO
3	3	13C3-PFHxS	ST171222M2-10 PFC CS7 17L2003	3.15e3	85.9	NO
4	4	13C8-PFOA	ST171222M2-10 PFC CS7 17L2003	1.08e4	87.8	NO
5	5	13C9-PFNA	ST171222M2-10 PFC CS7 17L2003	1.51e4	115.4	NO
6	6	13C4-PFOS	ST171222M2-10 PFC CS7 17L2003	3.55e3	101.7	NO
7	7	13C6-PFDA	ST171222M2-10 PFC CS7 17L2003	1.09e4	98.7	NO
8	8	13C7-PFUdA	ST171222M2-10 PFC CS7 17L2003	1.39e4	109.7	NO

Name: 171222M2_12, Date: 22-Dec-2017, Time: 18:47:04, ID: IPA, Description: IPA

	#	Name	ID	Area	%Rec	Area Out
1	1	13C4-PFBA	IPA			NO
2	2	13C5-PFHxA	IPA			NO
3	3	13C3-PFHxS	IPA			NO
4	4	13C8-PFOA	IPA			NO
5	5	13C9-PFNA	IPA	2.07e1	0.2	NO
6	6	13C4-PFOS	IPA	7.89e0	0.2	NO
7	7	13C6-PFDA	IPA	6.33e1	0.6	NO
8	8	13C7-PFUdA	IPA	1.06e3	8.3	NO

Name: 171222M2_13, Date: 22-Dec-2017, Time: 18:58:14, ID: ICV171222M2-1 PFC ICV 17K2813, Description: PFC ICV 17K2813

	#	Name	ID	Area	%Rec	Area Out
1	1	13C4-PFBA	ICV171222M2-1 PFC ICV 17K2813	1.40e4	120.1	NO
2	2	13C5-PFHxA	ICV171222M2-1 PFC ICV 17K2813	2.00e4	126.7	NO
3	3	13C3-PFHxS	ICV171222M2-1 PFC ICV 17K2813	4.21e3	115.0	NO
4	4	13C8-PFOA	ICV171222M2-1 PFC ICV 17K2813	1.62e4	132.0	NO
5	5	13C9-PFNA	ICV171222M2-1 PFC ICV 17K2813	1.65e4	126.2	NO
6	6	13C4-PFOS	ICV171222M2-1 PFC ICV 17K2813	4.87e3	139.4	NO
7	7	13C6-PFDA	ICV171222M2-1 PFC ICV 17K2813	1.26e4	113.7	NO
8	8	13C7-PFUdA	ICV171222M2-1 PFC ICV 17K2813	1.88e4	148.5	NO

Name: 171222M2_14, Date: 22-Dec-2017, Time: 19:09:25, ID: B7K0143-BS1 OPR 0.125, Description: OPR

	#	Name	ID	Area	%Rec	Area Out
1	1	13C4-PFBA	B7K0143-BS1 OPR 0.125	7.39e3	63.2	NO
2	2	13C5-PFHxA	B7K0143-BS1 OPR 0.125	1.15e4	72.5	NO
3	3	13C3-PFHxS	B7K0143-BS1 OPR 0.125	2.36e3	64.4	NO
4	4	13C8-PFOA	B7K0143-BS1 OPR 0.125	8.92e3	72.8	NO
5	5	13C9-PFNA	B7K0143-BS1 OPR 0.125	7.97e3	61.0	NO
6	6	13C4-PFOS	B7K0143-BS1 OPR 0.125	2.73e3	78.2	NO
7	7	13C6-PFDA	B7K0143-BS1 OPR 0.125	7.33e3	66.3	NO
8	8	13C7-PFUdA	B7K0143-BS1 OPR 0.125	1.14e4	90.0	NO

Dataset: Untitled

Last Altered: Saturday, December 23, 2017 14:02:37 Pacific Standard Time
Printed: Saturday, December 23, 2017 14:03:15 Pacific Standard Time

Name: 171222M2_15, Date: 22-Dec-2017, Time: 19:20:36, ID: IPA, Description: IPA

	#	Name	ID	Area	%Rec	Area Out
1	1	13C4-PFBA	IPA			NO
2	2	13C5-PFHxA	IPA			NO
3	3	13C3-PFHxS	IPA			NO
4	4	13C8-PFOA	IPA	8.31e0	0.1	NO
5	5	13C9-PFNA	IPA	2.86e1	0.2	NO
6	6	13C4-PFOS	IPA	2.25e1	0.6	NO
7	7	13C6-PFDA	IPA	2.91e1	0.3	NO
8	8	13C7-PFUdA	IPA	5.34e1	0.4	NO

Name: 171222M2_16, Date: 22-Dec-2017, Time: 19:31:46, ID: 1701715-05 I001MW50D-171114 0.10842, Description: I001MW50D-171114

	#	Name	ID	Area	%Rec	Area Out
1	1	13C4-PFBA	1701715-05 I001MW50D-171114 0.108...	6.17e3	52.8	NO
2	2	13C5-PFHxA	1701715-05 I001MW50D-171114 0.108...	8.74e3	55.3	NO
3	3	13C3-PFHxS	1701715-05 I001MW50D-171114 0.108...	2.06e3	56.3	NO
4	4	13C8-PFOA	1701715-05 I001MW50D-171114 0.108...	7.42e3	60.6	NO
5	5	13C9-PFNA	1701715-05 I001MW50D-171114 0.108...	9.01e3	68.9	NO
6	6	13C4-PFOS	1701715-05 I001MW50D-171114 0.108...	2.57e3	73.4	NO
7	7	13C6-PFDA	1701715-05 I001MW50D-171114 0.108...	6.43e3	58.2	NO
8	8	13C7-PFUdA	1701715-05 I001MW50D-171114 0.108...	8.74e3	68.9	NO

Name: 171222M2_17, Date: 22-Dec-2017, Time: 19:42:57, ID: B7K0143-BLK1 Method Blank 0.125, Description: Method Blank

	#	Name	ID	Area	%Rec	Area Out
1	1	13C4-PFBA	B7K0143-BLK1 Method Blank 0.125	6.52e3	55.8	NO
2	2	13C5-PFHxA	B7K0143-BLK1 Method Blank 0.125	9.37e3	59.3	NO
3	3	13C3-PFHxS	B7K0143-BLK1 Method Blank 0.125	2.21e3	60.2	NO
4	4	13C8-PFOA	B7K0143-BLK1 Method Blank 0.125	6.62e3	54.1	NO
5	5	13C9-PFNA	B7K0143-BLK1 Method Blank 0.125	8.29e3	63.4	NO
6	6	13C4-PFOS	B7K0143-BLK1 Method Blank 0.125	1.78e3	50.9	NO
7	7	13C6-PFDA	B7K0143-BLK1 Method Blank 0.125	6.69e3	60.5	NO
8	8	13C7-PFUdA	B7K0143-BLK1 Method Blank 0.125	8.83e3	69.6	NO

Name: 171222M2_18, Date: 22-Dec-2017, Time: 19:54:08, ID: B7K0143-MS1 Matrix Spike 0.1145, Description: Matrix Spike

	#	Name	ID	Area	%Rec	Area Out
1	1	13C4-PFBA	B7K0143-MS1 Matrix Spike 0.1145	6.94e3	59.4	NO
2	2	13C5-PFHxA	B7K0143-MS1 Matrix Spike 0.1145	9.96e3	63.0	NO
3	3	13C3-PFHxS	B7K0143-MS1 Matrix Spike 0.1145	2.44e3	66.4	NO
4	4	13C8-PFOA	B7K0143-MS1 Matrix Spike 0.1145	7.39e3	60.4	NO
5	5	13C9-PFNA	B7K0143-MS1 Matrix Spike 0.1145	9.37e3	71.6	NO
6	6	13C4-PFOS	B7K0143-MS1 Matrix Spike 0.1145	2.73e3	78.1	NO
7	7	13C6-PFDA	B7K0143-MS1 Matrix Spike 0.1145	7.01e3	63.4	NO
8	8	13C7-PFUdA	B7K0143-MS1 Matrix Spike 0.1145	8.84e3	69.7	NO

Dataset: Untitled

Last Altered: Saturday, December 23, 2017 14:02:37 Pacific Standard Time
Printed: Saturday, December 23, 2017 14:03:15 Pacific Standard Time

Name: 171222M2_19, Date: 22-Dec-2017, Time: 20:05:19, ID: B7K0143-MSD1 Matrix Spike Dup 0.1051, Description: Matrix Spike Dup

	#	Name	ID	Area	%Rec	Area Out
1	1	13C4-PFBA	B7K0143-MSD1 Matrix Spike Dup 0.1051	6.33e3	54.2	NO
2	2	13C5-PFHxA	B7K0143-MSD1 Matrix Spike Dup 0.1051	9.34e3	59.1	NO
3	3	13C3-PFHxS	B7K0143-MSD1 Matrix Spike Dup 0.1051	2.17e3	59.3	NO
4	4	13C8-PFOA	B7K0143-MSD1 Matrix Spike Dup 0.1051	6.78e3	55.4	NO
5	5	13C9-PFNA	B7K0143-MSD1 Matrix Spike Dup 0.1051	8.90e3	68.0	NO
6	6	13C4-PFOS	B7K0143-MSD1 Matrix Spike Dup 0.1051	2.50e3	71.6	NO
7	7	13C6-PFDA	B7K0143-MSD1 Matrix Spike Dup 0.1051	6.96e3	62.9	NO
8	8	13C7-PFUdA	B7K0143-MSD1 Matrix Spike Dup 0.1051	8.11e3	64.0	NO

Name: 171222M2_20, Date: 22-Dec-2017, Time: 20:16:29, ID: 1701715-01 I001MW52S-171113 0.00111, Description: I001MW52S-171113

	#	Name	ID	Area	%Rec	Area Out
1	1	13C4-PFBA	1701715-01 I001MW52S-171113 0.00111	2.17e4	185.6	YES
2	2	13C5-PFHxA	1701715-01 I001MW52S-171113 0.00111	2.92e4	184.8	YES
3	3	13C3-PFHxS	1701715-01 I001MW52S-171113 0.00111	6.01e3	163.8	YES
4	4	13C8-PFOA	1701715-01 I001MW52S-171113 0.00111	2.22e4	181.7	YES
5	5	13C9-PFNA	1701715-01 I001MW52S-171113 0.00111	2.34e4	179.2	YES
6	6	13C4-PFOS	1701715-01 I001MW52S-171113 0.00111	6.84e3	195.6	YES
7	7	13C6-PFDA	1701715-01 I001MW52S-171113 0.00111	1.96e4	177.0	YES
8	8	13C7-PFUdA	1701715-01 I001MW52S-171113 0.00111	3.22e4	254.1	YES

Name: 171222M2_21, Date: 22-Dec-2017, Time: 20:27:41, ID: 1701715-02 I001MW52D-171114 0.1085, Description: I001MW52D-171114

	#	Name	ID	Area	%Rec	Area Out
1	1	13C4-PFBA	1701715-02 I001MW52D-171114 0.1085	6.13e3	52.5	NO
2	2	13C5-PFHxA	1701715-02 I001MW52D-171114 0.1085	8.53e3	54.0	NO
3	3	13C3-PFHxS	1701715-02 I001MW52D-171114 0.1085	2.35e3	64.2	NO
4	4	13C8-PFOA	1701715-02 I001MW52D-171114 0.1085	6.59e3	53.8	NO
5	5	13C9-PFNA	1701715-02 I001MW52D-171114 0.1085	7.71e3	59.0	NO
6	6	13C4-PFOS	1701715-02 I001MW52D-171114 0.1085	2.13e3	61.0	NO
7	7	13C6-PFDA	1701715-02 I001MW52D-171114 0.1085	7.23e3	65.4	NO
8	8	13C7-PFUdA	1701715-02 I001MW52D-171114 0.1085	9.02e3	71.2	NO

Name: 171222M2_22, Date: 22-Dec-2017, Time: 20:38:52, ID: 1701715-03 EB01-171113 0.11224, Description: EB01-171113

	#	Name	ID	Area	%Rec	Area Out
1	1	13C4-PFBA	1701715-03 EB01-171113 0.11224	7.66e3	65.5	NO
2	2	13C5-PFHxA	1701715-03 EB01-171113 0.11224	1.20e4	75.9	NO
3	3	13C3-PFHxS	1701715-03 EB01-171113 0.11224	2.52e3	68.7	NO
4	4	13C8-PFOA	1701715-03 EB01-171113 0.11224	7.91e3	64.6	NO
5	5	13C9-PFNA	1701715-03 EB01-171113 0.11224	1.08e4	82.8	NO
6	6	13C4-PFOS	1701715-03 EB01-171113 0.11224	3.24e3	92.6	NO
7	7	13C6-PFDA	1701715-03 EB01-171113 0.11224	7.70e3	69.7	NO
8	8	13C7-PFUdA	1701715-03 EB01-171113 0.11224	1.03e4	81.4	NO

Dataset: Untitled

Last Altered: Saturday, December 23, 2017 14:02:37 Pacific Standard Time
Printed: Saturday, December 23, 2017 14:03:15 Pacific Standard Time

Name: 171222M2_23, Date: 22-Dec-2017, Time: 20:50:04, ID: 1701715-04 I001BC50S-171114 0.10565, Description: I001BC50S-171114

	#	Name	ID	Area	%Rec	Area Out
1	1	13C4-PFBA	1701715-04 I001BC50S-171114 0.10565	6.82e3	58.4	NO
2	2	13C5-PFHxA	1701715-04 I001BC50S-171114 0.10565	9.32e3	59.0	NO
3	3	13C3-PFHxS	1701715-04 I001BC50S-171114 0.10565	1.79e3	48.8	YES
4	4	13C8-PFOA	1701715-04 I001BC50S-171114 0.10565	6.26e3	51.1	NO
5	5	13C9-PFNA	1701715-04 I001BC50S-171114 0.10565	8.49e3	65.0	NO
6	6	13C4-PFOS	1701715-04 I001BC50S-171114 0.10565	2.43e3	69.5	NO
7	7	13C6-PFDA	1701715-04 I001BC50S-171114 0.10565	6.57e3	59.4	NO
8	8	13C7-PFUdA	1701715-04 I001BC50S-171114 0.10565	8.90e3	70.2	NO

Name: 171222M2_24, Date: 22-Dec-2017, Time: 21:01:16, ID: 1701715-06 I001MW50X-171114 0.12154, Description: I001MW50X-171114

	#	Name	ID	Area	%Rec	Area Out
1	1	13C4-PFBA	1701715-06 I001MW50X-171114 0.121...	7.26e3	62.1	NO
2	2	13C5-PFHxA	1701715-06 I001MW50X-171114 0.121...	1.02e4	64.4	NO
3	3	13C3-PFHxS	1701715-06 I001MW50X-171114 0.121...	2.57e3	70.2	NO
4	4	13C8-PFOA	1701715-06 I001MW50X-171114 0.121...	8.50e3	69.4	NO
5	5	13C9-PFNA	1701715-06 I001MW50X-171114 0.121...	8.46e3	64.7	NO
6	6	13C4-PFOS	1701715-06 I001MW50X-171114 0.121...	3.17e3	90.6	NO
7	7	13C6-PFDA	1701715-06 I001MW50X-171114 0.121...	7.56e3	68.4	NO
8	8	13C7-PFUdA	1701715-06 I001MW50X-171114 0.121...	7.99e3	63.0	NO

Name: 171222M2_25, Date: 22-Dec-2017, Time: 21:12:27, ID: 1701715-07 SB01-171114 0.11788, Description: SB01-171114

	#	Name	ID	Area	%Rec	Area Out
1	1	13C4-PFBA	1701715-07 SB01-171114 0.11788	6.13e3	52.4	NO
2	2	13C5-PFHxA	1701715-07 SB01-171114 0.11788	9.14e3	57.9	NO
3	3	13C3-PFHxS	1701715-07 SB01-171114 0.11788	2.04e3	55.6	NO
4	4	13C8-PFOA	1701715-07 SB01-171114 0.11788	6.53e3	53.4	NO
5	5	13C9-PFNA	1701715-07 SB01-171114 0.11788	7.17e3	54.8	NO
6	6	13C4-PFOS	1701715-07 SB01-171114 0.11788	2.36e3	67.6	NO
7	7	13C6-PFDA	1701715-07 SB01-171114 0.11788	8.12e3	73.4	NO
8	8	13C7-PFUdA	1701715-07 SB01-171114 0.11788	8.53e3	67.3	NO

Name: 171222M2_26, Date: 22-Dec-2017, Time: 21:23:38, ID: 1701715-08 I001MW53D-171114 0.12147, Description: I001MW53D-171114

	#	Name	ID	Area	%Rec	Area Out
1	1	13C4-PFBA	1701715-08 I001MW53D-171114 0.121...	6.43e3	55.0	NO
2	2	13C5-PFHxA	1701715-08 I001MW53D-171114 0.121...	9.11e3	57.7	NO
3	3	13C3-PFHxS	1701715-08 I001MW53D-171114 0.121...	2.71e3	74.0	NO
4	4	13C8-PFOA	1701715-08 I001MW53D-171114 0.121...	5.91e3	48.2	YES
5	5	13C9-PFNA	1701715-08 I001MW53D-171114 0.121...	7.82e3	59.8	NO
6	6	13C4-PFOS	1701715-08 I001MW53D-171114 0.121...	2.72e3	77.7	NO
7	7	13C6-PFDA	1701715-08 I001MW53D-171114 0.121...	7.05e3	63.8	NO
8	8	13C7-PFUdA	1701715-08 I001MW53D-171114 0.121...	7.21e3	56.9	NO

Dataset: Untitled

Last Altered: Saturday, December 23, 2017 14:02:37 Pacific Standard Time
Printed: Saturday, December 23, 2017 14:03:15 Pacific Standard Time

Name: 171222M2_27, Date: 22-Dec-2017, Time: 21:34:49, ID: 1701715-09 EB02-171114 0.0937, Description: EB02-171114

	#	Name	ID	Area	%Rec	Area Out
1	1	13C4-PFBA	1701715-09 EB02-171114 0.0937	8.17e3	69.9	NO
2	2	13C5-PFHxA	1701715-09 EB02-171114 0.0937	1.19e4	75.0	NO
3	3	13C3-PFHxS	1701715-09 EB02-171114 0.0937	2.79e3	76.2	NO
4	4	13C8-PFOA	1701715-09 EB02-171114 0.0937	7.94e3	64.8	NO
5	5	13C9-PFNA	1701715-09 EB02-171114 0.0937	1.10e4	84.0	NO
6	6	13C4-PFOS	1701715-09 EB02-171114 0.0937	3.53e3	101.1	NO
7	7	13C6-PFDA	1701715-09 EB02-171114 0.0937	9.79e3	88.6	NO
8	8	13C7-PFUdA	1701715-09 EB02-171114 0.0937	1.05e4	82.5	NO

Name: 171222M2_28, Date: 22-Dec-2017, Time: 21:46:00, ID: 1701715-10 I001BC43MS-171115 0.11222, Description: I001BC43MS-171115

	#	Name	ID	Area	%Rec	Area Out
1	1	13C4-PFBA	1701715-10 I001BC43MS-171115 0.11...	5.83e3	49.9	NO
2	2	13C5-PFHxA	1701715-10 I001BC43MS-171115 0.11...	8.12e3	51.4	NO
3	3	13C3-PFHxS	1701715-10 I001BC43MS-171115 0.11...	2.16e3	59.0	NO
4	4	13C8-PFOA	1701715-10 I001BC43MS-171115 0.11...	5.97e3	48.7	YES
5	5	13C9-PFNA	1701715-10 I001BC43MS-171115 0.11...	6.68e3	51.1	NO
6	6	13C4-PFOS	1701715-10 I001BC43MS-171115 0.11...	2.33e3	66.6	NO
7	7	13C6-PFDA	1701715-10 I001BC43MS-171115 0.11...	7.14e3	64.6	NO
8	8	13C7-PFUdA	1701715-10 I001BC43MS-171115 0.11...	7.72e3	60.9	NO

Name: 171222M2_29, Date: 22-Dec-2017, Time: 21:57:14, ID: 1701715-11 I001MW43D-171115 0.11593, Description: I001MW43D-171115

	#	Name	ID	Area	%Rec	Area Out
1	1	13C4-PFBA	1701715-11 I001MW43D-171115 0.11593	5.95e3	50.9	NO
2	2	13C5-PFHxA	1701715-11 I001MW43D-171115 0.11593	8.20e3	51.9	NO
3	3	13C3-PFHxS	1701715-11 I001MW43D-171115 0.11593	2.05e3	56.0	NO
4	4	13C8-PFOA	1701715-11 I001MW43D-171115 0.11593	5.87e3	47.9	YES
5	5	13C9-PFNA	1701715-11 I001MW43D-171115 0.11593	6.43e3	49.2	YES
6	6	13C4-PFOS	1701715-11 I001MW43D-171115 0.11593	2.63e3	75.2	NO
7	7	13C6-PFDA	1701715-11 I001MW43D-171115 0.11593	4.54e3	41.1	YES
8	8	13C7-PFUdA	1701715-11 I001MW43D-171115 0.11593	6.56e3	51.8	NO

Name: 171222M2_30, Date: 22-Dec-2017, Time: 22:08:31, ID: 1701715-12 I001BC47S-171115 0.10807, Description: I001BC47S-171115

	#	Name	ID	Area	%Rec	Area Out
1	1	13C4-PFBA	1701715-12 I001BC47S-171115 0.10807	4.97e3	42.6	YES
2	2	13C5-PFHxA	1701715-12 I001BC47S-171115 0.10807	7.09e3	44.9	YES
3	3	13C3-PFHxS	1701715-12 I001BC47S-171115 0.10807	2.13e3	58.0	NO
4	4	13C8-PFOA	1701715-12 I001BC47S-171115 0.10807	5.38e3	44.0	YES
5	5	13C9-PFNA	1701715-12 I001BC47S-171115 0.10807	5.73e3	43.9	YES
6	6	13C4-PFOS	1701715-12 I001BC47S-171115 0.10807	2.29e3	65.6	NO
7	7	13C6-PFDA	1701715-12 I001BC47S-171115 0.10807	5.68e3	51.4	NO
8	8	13C7-PFUdA	1701715-12 I001BC47S-171115 0.10807	6.32e3	49.9	YES

Dataset: Untitled

Last Altered: Saturday, December 23, 2017 14:02:37 Pacific Standard Time
Printed: Saturday, December 23, 2017 14:03:15 Pacific Standard Time

Name: 171222M2_31, Date: 22-Dec-2017, Time: 22:19:49, ID: 1701715-13 I001MW47D-171115 0.11377, Description: I001MW47D-171115

	#	Name	ID	Area	%Rec	Area Out
1	1	13C4-PFBA	1701715-13 I001MW47D-171115 0.113...	5.10e3	43.7	YES
2	2	13C5-PFHxA	1701715-13 I001MW47D-171115 0.113...	7.60e3	48.1	YES
3	3	13C3-PFHxS	1701715-13 I001MW47D-171115 0.113...	2.45e3	66.9	NO
4	4	13C8-PFOA	1701715-13 I001MW47D-171115 0.113...	5.39e3	44.0	YES
5	5	13C9-PFNA	1701715-13 I001MW47D-171115 0.113...	5.46e3	41.8	YES
6	6	13C4-PFOS	1701715-13 I001MW47D-171115 0.113...	2.45e3	70.2	NO
7	7	13C6-PFDA	1701715-13 I001MW47D-171115 0.113...	4.25e3	38.4	YES
8	8	13C7-PFUdA	1701715-13 I001MW47D-171115 0.113...	5.27e3	41.5	YES

Name: 171222M2_32, Date: 22-Dec-2017, Time: 22:31:01, ID: 1701715-14 EB03-171115 0.11678, Description: EB03-171115

	#	Name	ID	Area	%Rec	Area Out
1	1	13C4-PFBA	1701715-14 EB03-171115 0.11678	7.90e3	67.6	NO
2	2	13C5-PFHxA	1701715-14 EB03-171115 0.11678	1.20e4	75.9	NO
3	3	13C3-PFHxS	1701715-14 EB03-171115 0.11678	2.59e3	70.8	NO
4	4	13C8-PFOA	1701715-14 EB03-171115 0.11678	7.66e3	62.6	NO
5	5	13C9-PFNA	1701715-14 EB03-171115 0.11678	1.04e4	79.4	NO
6	6	13C4-PFOS	1701715-14 EB03-171115 0.11678	3.16e3	90.4	NO
7	7	13C6-PFDA	1701715-14 EB03-171115 0.11678	1.03e4	93.4	NO
8	8	13C7-PFUdA	1701715-14 EB03-171115 0.11678	1.18e4	92.9	NO

Name: 171222M2_33, Date: 22-Dec-2017, Time: 22:42:12, ID: IPA, Description: IPA

	#	Name	ID	Area	%Rec	Area Out
1	1	13C4-PFBA	IPA			NO
2	2	13C5-PFHxA	IPA			NO
3	3	13C3-PFHxS	IPA			NO
4	4	13C8-PFOA	IPA	2.71e1	0.2	NO
5	5	13C9-PFNA	IPA	5.19e1	0.4	NO
6	6	13C4-PFOS	IPA	8.66e1	2.5	NO
7	7	13C6-PFDA	IPA	2.59e1	0.2	NO
8	8	13C7-PFUdA	IPA	6.61e1	0.5	NO

Name: 171222M2_34, Date: 22-Dec-2017, Time: 22:53:21, ID: ST171222M2-11 PFC CS3 17K2810, Description: PFC CS3 17K2810

	#	Name	ID	Area	%Rec	Area Out
1	1	13C4-PFBA	ST171222M2-11 PFC CS3 17K2810	1.14e4	97.4	NO
2	2	13C5-PFHxA	ST171222M2-11 PFC CS3 17K2810	1.82e4	115.3	NO
3	3	13C3-PFHxS	ST171222M2-11 PFC CS3 17K2810	3.52e3	96.1	NO
4	4	13C8-PFOA	ST171222M2-11 PFC CS3 17K2810	1.20e4	98.1	NO
5	5	13C9-PFNA	ST171222M2-11 PFC CS3 17K2810	1.41e4	108.1	NO
6	6	13C4-PFOS	ST171222M2-11 PFC CS3 17K2810	4.09e3	116.9	NO
7	7	13C6-PFDA	ST171222M2-11 PFC CS3 17K2810	1.25e4	113.2	NO
8	8	13C7-PFUdA	ST171222M2-11 PFC CS3 17K2810	1.45e4	114.4	NO

Dataset: Untitled

Last Altered: Saturday, December 23, 2017 14:02:37 Pacific Standard Time
Printed: Saturday, December 23, 2017 14:03:15 Pacific Standard Time

Name: 171222M2_35, Date: 22-Dec-2017, Time: 23:04:32, ID: IPA, Description: IPA

	#	Name	ID	Area	%Rec	Area Out
1	1	13C4-PFBA	IPA			NO
2	2	13C5-PFHxA	IPA			NO
3	3	13C3-PFHxS	IPA			NO
4	4	13C8-PFOA	IPA			NO
5	5	13C9-PFNA	IPA	4.58e1	0.4	NO
6	6	13C4-PFOS	IPA	2.97e1	0.8	NO
7	7	13C6-PFDA	IPA	2.36e1	0.2	NO
8	8	13C7-PFUdA	IPA	1.86e2	1.5	NO

Name: 171222M2_36, Date: 22-Dec-2017, Time: 23:15:43, ID: B7K0018-MS1@5X Matrix Spike 0.12535, Description: Matrix Spike

	#	Name	ID	Area	%Rec	Area Out
1	1	13C4-PFBA	B7K0018-MS1@5X Matrix Spike 0.12535			
2	2	13C5-PFHxA	B7K0018-MS1@5X Matrix Spike 0.12535			
3	3	13C3-PFHxS	B7K0018-MS1@5X Matrix Spike 0.12535			
4	4	13C8-PFOA	B7K0018-MS1@5X Matrix Spike 0.12535			
5	5	13C9-PFNA	B7K0018-MS1@5X Matrix Spike 0.12535			
6	6	13C4-PFOS	B7K0018-MS1@5X Matrix Spike 0.12535			
7	7	13C6-PFDA	B7K0018-MS1@5X Matrix Spike 0.12535			
8	8	13C7-PFUdA	B7K0018-MS1@5X Matrix Spike 0.12535			

Name: , Date: , Time: , ID: , Description:

	#	Name	ID	Area	%Rec	Area Out
1	1	13C4-PFBA	B7K0018-MSD1@5X Matrix Spike Dup ...			
2	2	13C5-PFHxA	B7K0018-MSD1@5X Matrix Spike Dup ...			
3	3	13C3-PFHxS	B7K0018-MSD1@5X Matrix Spike Dup ...			
4	4	13C8-PFOA	B7K0018-MSD1@5X Matrix Spike Dup ...			
5	5	13C9-PFNA	B7K0018-MSD1@5X Matrix Spike Dup ...			
6	6	13C4-PFOS	B7K0018-MSD1@5X Matrix Spike Dup ...			
7	7	13C6-PFDA	B7K0018-MSD1@5X Matrix Spike Dup ...			
8	8	13C7-PFUdA	B7K0018-MSD1@5X Matrix Spike Dup ...			

Name: , Date: , Time: , ID: , Description:

	#	Name	ID	Area	%Rec	Area Out
1	1	13C4-PFBA	1701566-25RE1@5X AFFF-FFTA-SW-...			
2	2	13C5-PFHxA	1701566-25RE1@5X AFFF-FFTA-SW-...			
3	3	13C3-PFHxS	1701566-25RE1@5X AFFF-FFTA-SW-...			
4	4	13C8-PFOA	1701566-25RE1@5X AFFF-FFTA-SW-...			
5	5	13C9-PFNA	1701566-25RE1@5X AFFF-FFTA-SW-...			
6	6	13C4-PFOS	1701566-25RE1@5X AFFF-FFTA-SW-...			
7	7	13C6-PFDA	1701566-25RE1@5X AFFF-FFTA-SW-...			
8	8	13C7-PFUdA	1701566-25RE1@5X AFFF-FFTA-SW-...			

Dataset: Untitled

Last Altered: Saturday, December 23, 2017 14:02:37 Pacific Standard Time
Printed: Saturday, December 23, 2017 14:03:15 Pacific Standard Time

Name: , Date: , Time: , ID: , Description:

	#	Name	ID	Area	%Rec	Area Out
1	1	13C4-PFBA	IPA			
2	2	13C5-PFHxA	IPA			
3	3	13C3-PFHxS	IPA			
4	4	13C8-PFOA	IPA			
5	5	13C9-PFNA	IPA			
6	6	13C4-PFOS	IPA			
7	7	13C6-PFDA	IPA			
8	8	13C7-PFUdA	IPA			

Name: , Date: , Time: , ID: , Description:

	#	Name	ID	Area	%Rec	Area Out
1	1	13C4-PFBA	ST171222M2-12 PFC CS3 17K2810			
2	2	13C5-PFHxA	ST171222M2-12 PFC CS3 17K2810			
3	3	13C3-PFHxS	ST171222M2-12 PFC CS3 17K2810			
4	4	13C8-PFOA	ST171222M2-12 PFC CS3 17K2810			
5	5	13C9-PFNA	ST171222M2-12 PFC CS3 17K2810			
6	6	13C4-PFOS	ST171222M2-12 PFC CS3 17K2810			
7	7	13C6-PFDA	ST171222M2-12 PFC CS3 17K2810			
8	8	13C7-PFUdA	ST171222M2-12 PFC CS3 17K2810			

Vista Analytical Laboratory

Dataset: Untitled

Last Altered: Friday, December 22, 2017 17:45:20 Pacific Standard Time
Printed: Friday, December 22, 2017 17:46:29 Pacific Standard Time

Method: U:\Q4.PRO\MethDB\PFAS_FULL_80C_121917.mdb 20 Dec 2017 15:37:31
Calibration: U:\Q4.PRO\CurveDB\C18_VAL-PFAS_Q4_12-20-17_NEWIS.cdb 21 Dec 2017 09:25:43

Name: 171222M1_2, Date: 22-Dec-2017, Time: 13:59:22, ID: IPA, Description: IPA

PFBA

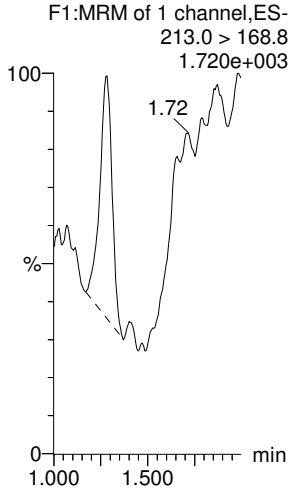

PFPeA

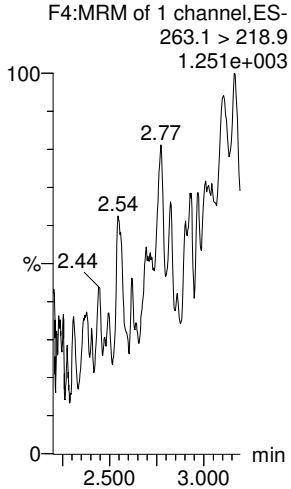

PFBS

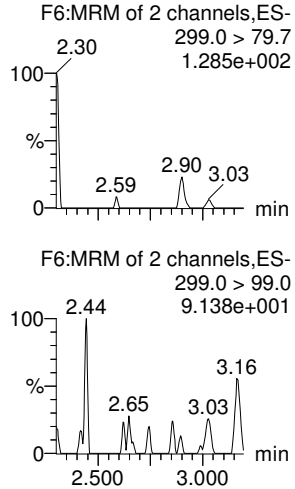

PFHxA

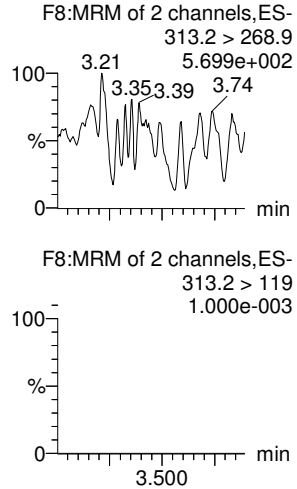

PFHpA

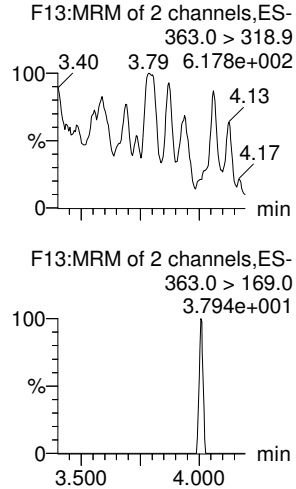

L-PFHxS

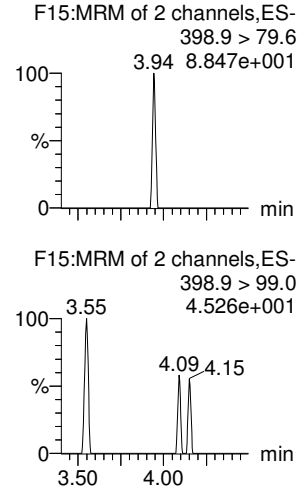

13C3-PFBA

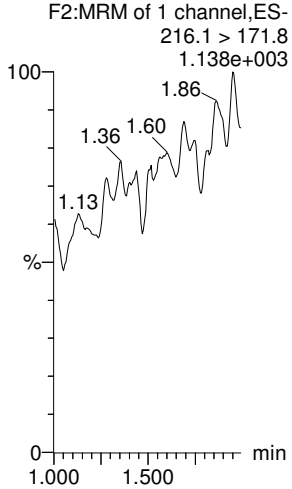

13C3-PFPeA

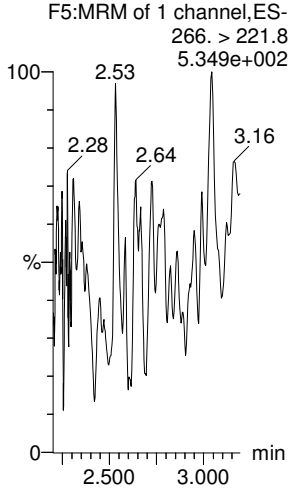

13C3-PFBS

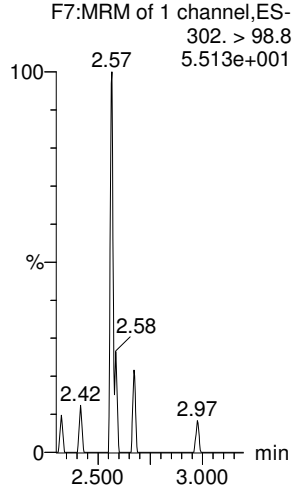

13C2-PFHxA

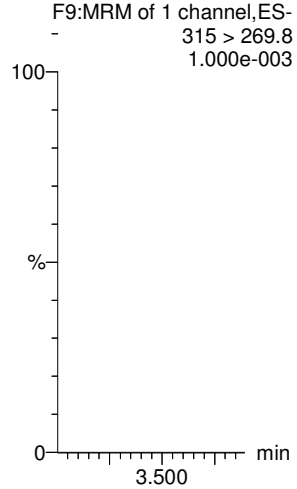

13C4-PFHpA

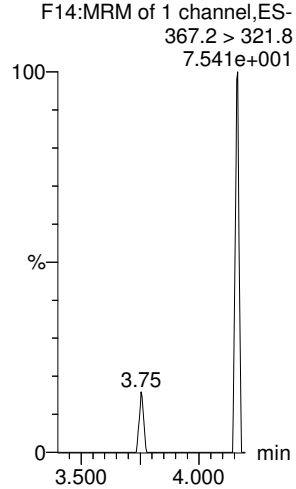

18O2-PFHxS

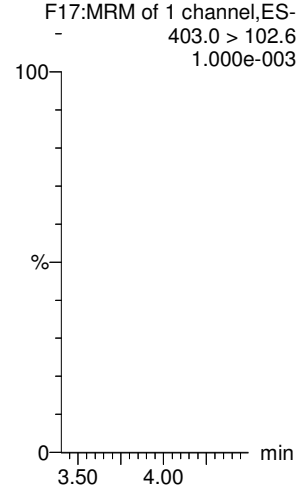

MSF 12/22/17

Vista Analytical Laboratory

Dataset: Untitled

Last Altered: Friday, December 22, 2017 17:45:20 Pacific Standard Time
Printed: Friday, December 22, 2017 17:46:29 Pacific Standard Time

Name: 171222M1_2, Date: 22-Dec-2017, Time: 13:59:22, ID: IPA, Description: IPA

6:2 FTS

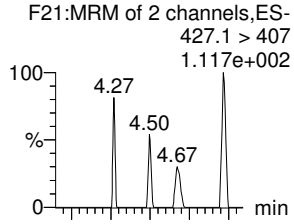

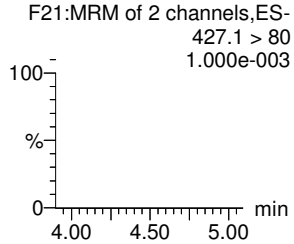

L-PFOA

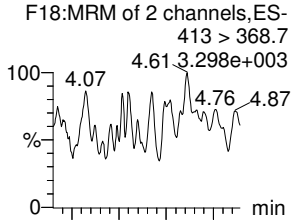

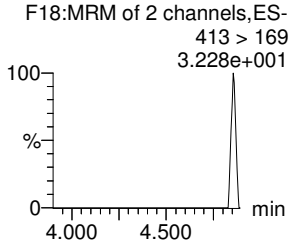

PFHpS

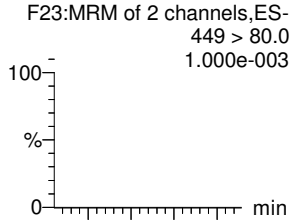

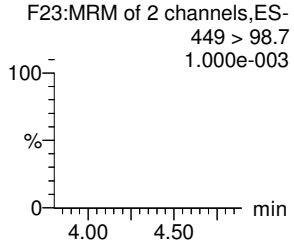

PFNA

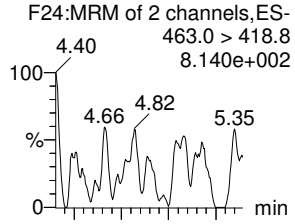

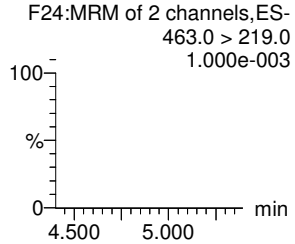

PFOSA

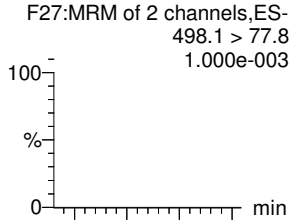

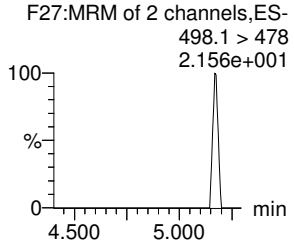

L-PFOS

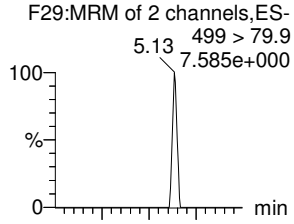

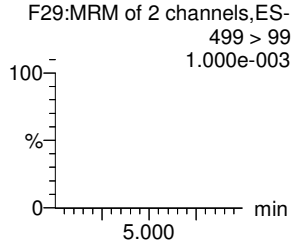

13C2-6:2 FTS

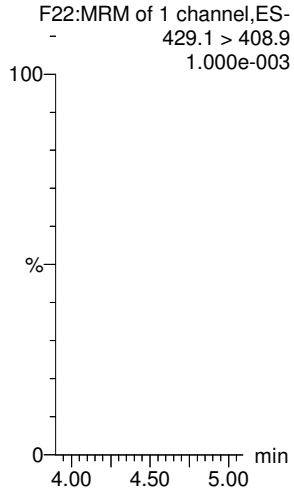

13C2-PFOA

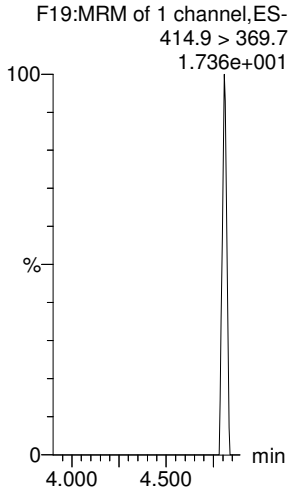

13C3-PFBS

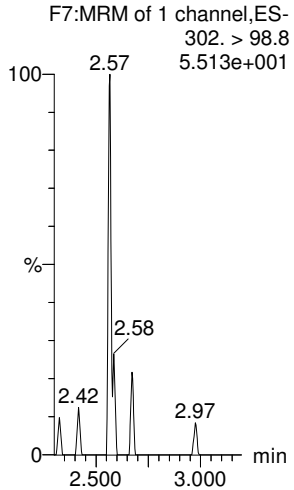

13C5-PFNA

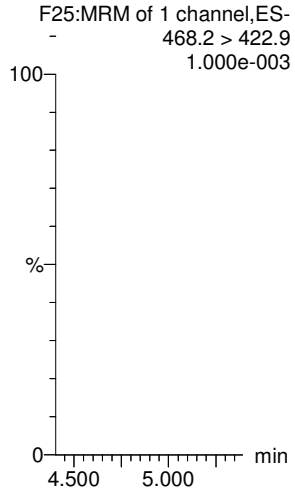

13C8-PFOSA

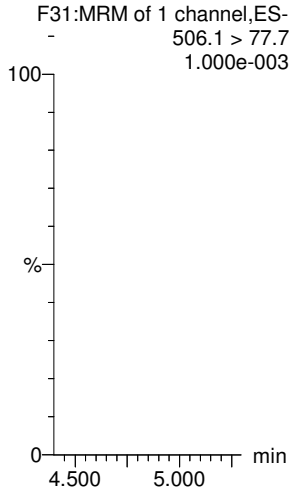

13C8-PFOS

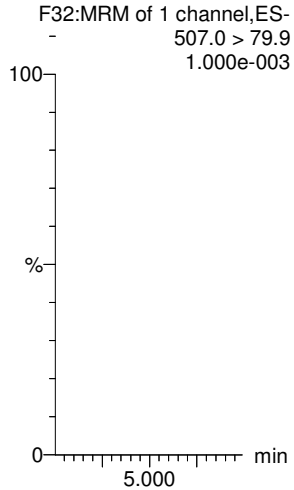

MSF 12/22/17

Vista Analytical Laboratory

Dataset: Untitled

Last Altered: Friday, December 22, 2017 17:45:20 Pacific Standard Time
Printed: Friday, December 22, 2017 17:46:29 Pacific Standard Time

Name: 171222M1_2, Date: 22-Dec-2017, Time: 13:59:22, ID: IPA, Description: IPA

PFDA

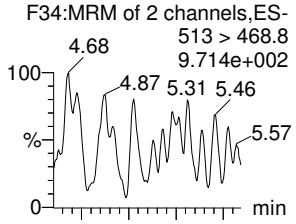

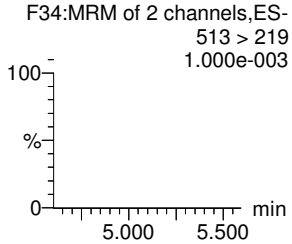

8:2 FTS

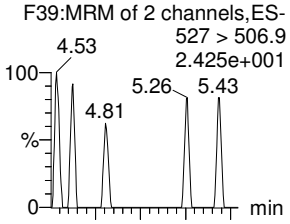

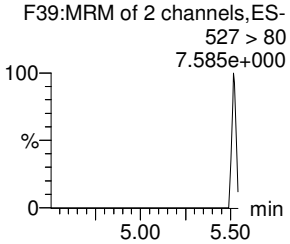

N-MeFOSAA

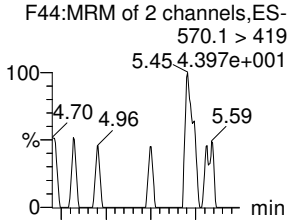

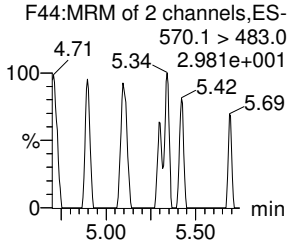

N-EtFOSAA

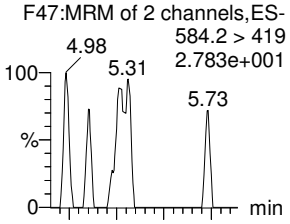

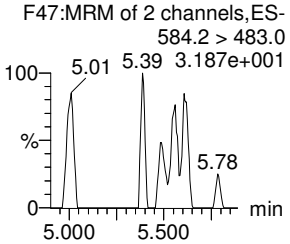

PFDS

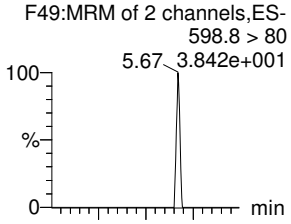

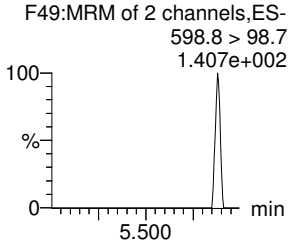

13C2-PFDA

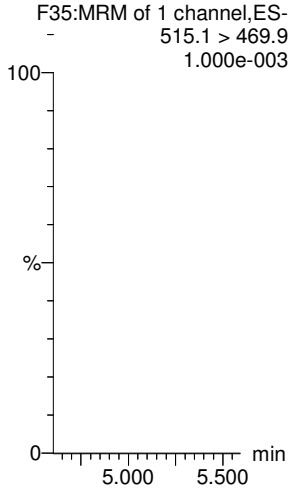

13C2-8:2 FTS

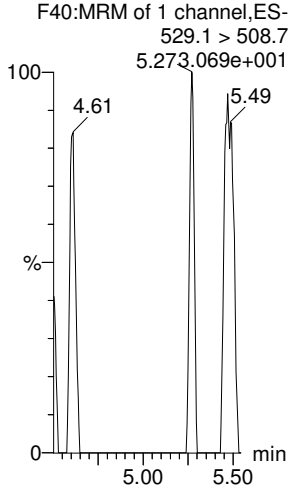

d3-N-MeFOSAA

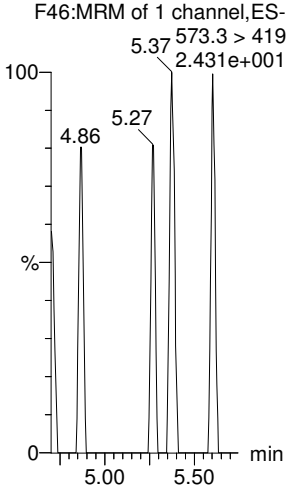

d5-N-EtFOSAA

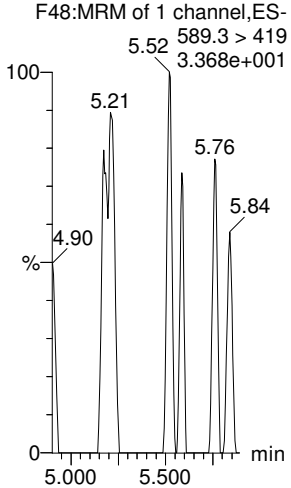

13C2-PFUdA

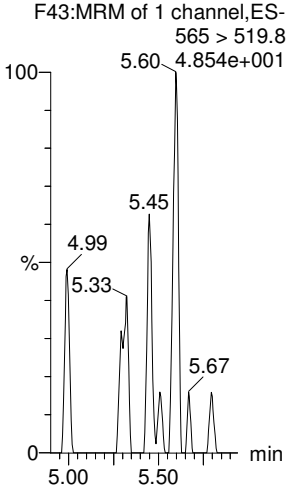

13C2-PFUdA

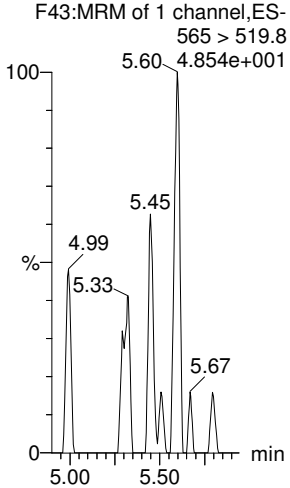

MSF 12/22/17

Vista Analytical Laboratory

Dataset: Untitled

Last Altered: Friday, December 22, 2017 17:45:20 Pacific Standard Time
Printed: Friday, December 22, 2017 17:46:29 Pacific Standard Time

Name: 171222M1_2, Date: 22-Dec-2017, Time: 13:59:22, ID: IPA, Description: IPA

PFDoA

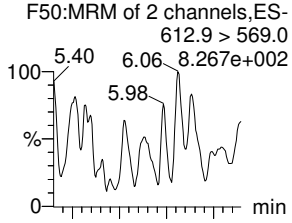

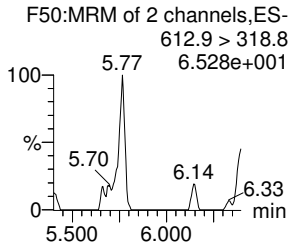

N-MeFOSA

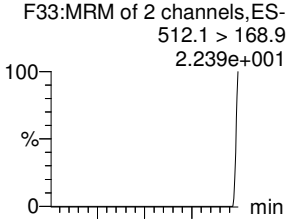

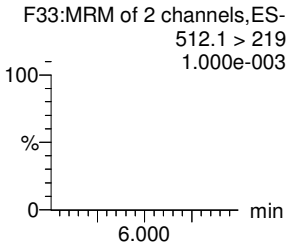

PFTrDA

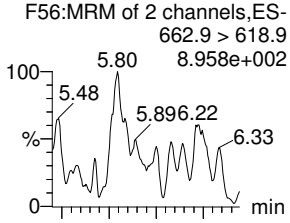

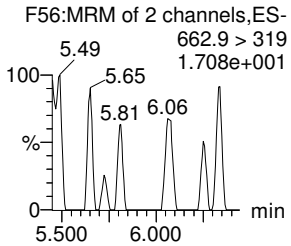

PFTeDA

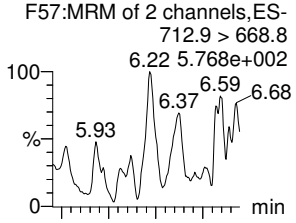

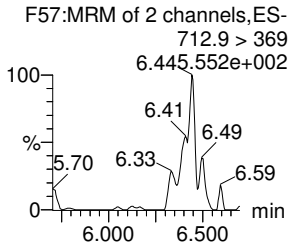

N-EtFOSA

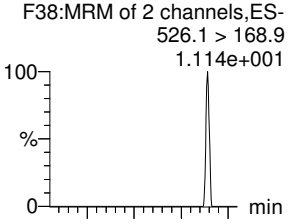

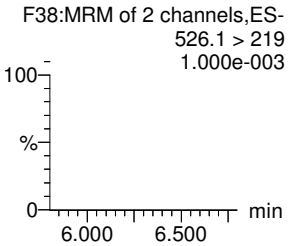

PFHxDA

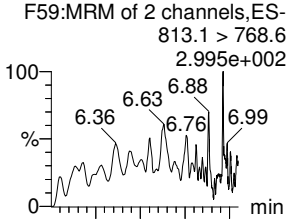

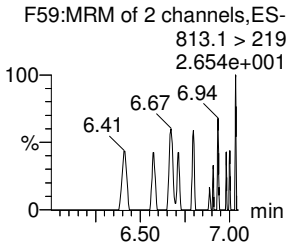

13C2-PFDoA

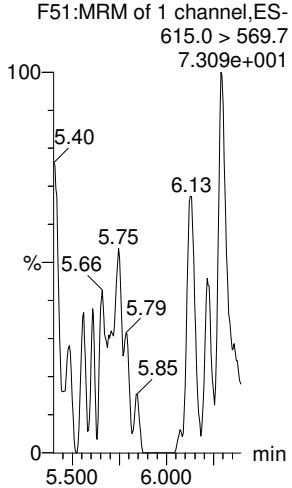

d3-N-MeFOSA

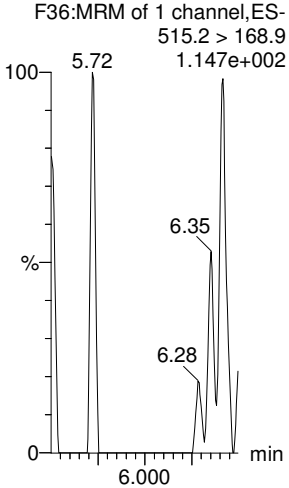

13C2-PFTeDA

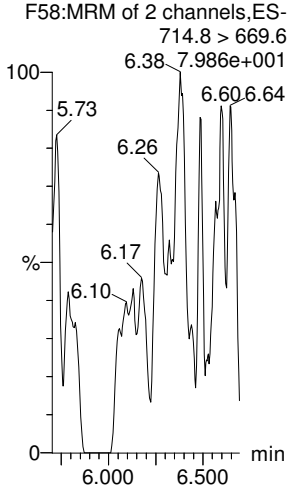

13C2-PFTeDA

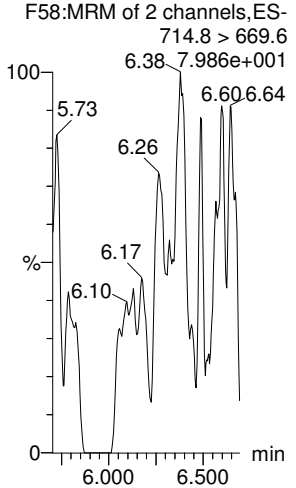

d5-N-ETFOSA

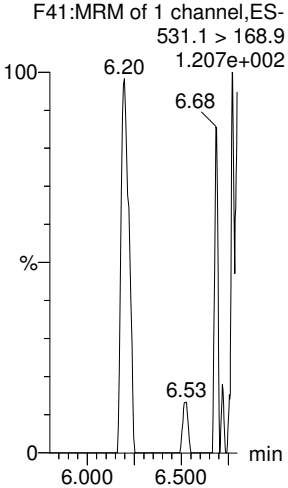

13C2-PFHxDA

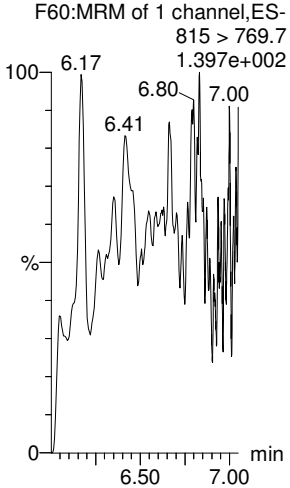

MSF 12/22/17

Vista Analytical Laboratory

Dataset: Untitled

Last Altered: Friday, December 22, 2017 17:45:20 Pacific Standard Time
Printed: Friday, December 22, 2017 17:46:29 Pacific Standard Time

Name: 171222M1_2, Date: 22-Dec-2017, Time: 13:59:22, ID: IPA, Description: IPA

PFODA
F61:MRM of 1 channel,ES-
913.1 > 868.8
3.483e+002

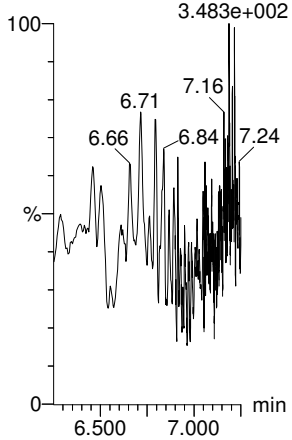

N-MeFOSE
F52:MRM of 1 channel,ES-
616.1 > 58.9
8.743e+001

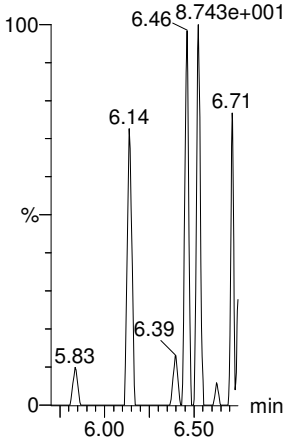

N-EtFOSE
F54:MRM of 1 channel,ES-
630.1 > 58.9
2.757e+002

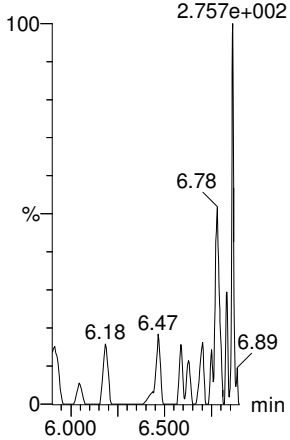

13C4-PFBA
F3:MRM of 1 channel,ES-
217. > 171.8
7.692e+001

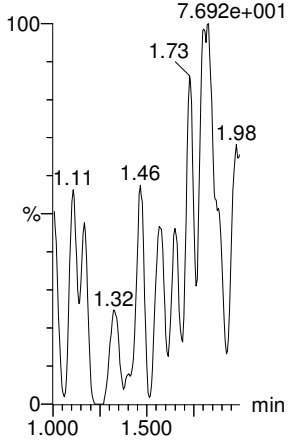

13C5-PFHxA
F10:MRM of 1 channel,ES-
318 > 272.9
1.423e+002

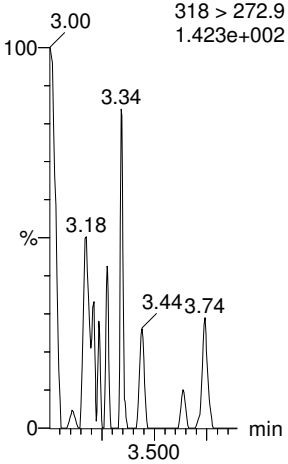

13C3-PFHxS
F16:MRM of 1 channel,ES-
401.9 > 79.9
1.507e+001

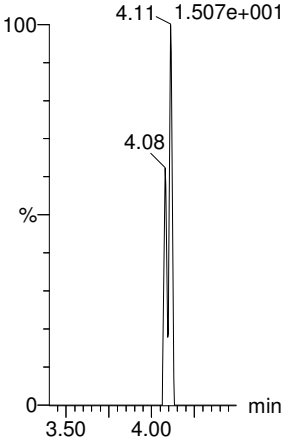

13C2-PFHxDA
F60:MRM of 1 channel,ES-
815 > 769.7
1.397e+002

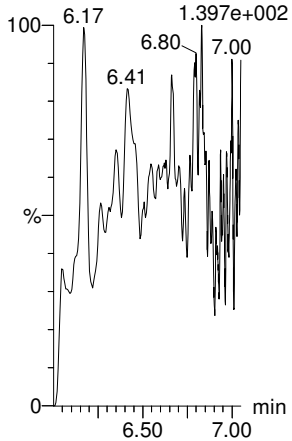

d7-N-MeFOSE
F53:MRM of 1 channel,ES-
623.1 > 58.9
1.052e+003

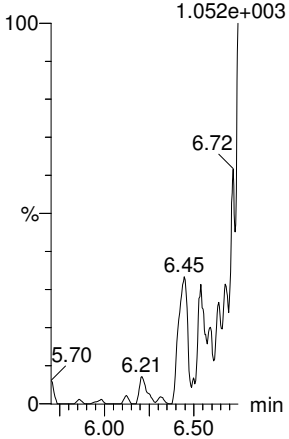

d9-N-EtFOSE
F55:MRM of 1 channel,ES-
639.2 > 58.8
2.161e+002

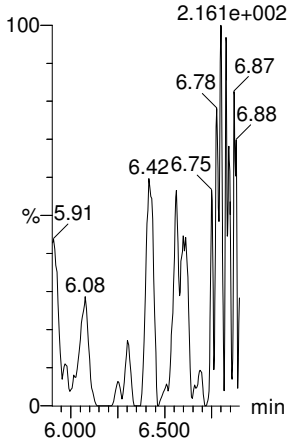

13C8-PFOA
F20:MRM of 1 channel,ES-
421.3 > 376
1.551e+001

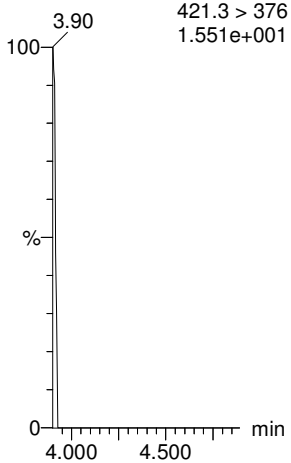

13C9-PFNA
F26:MRM of 1 channel,ES-
472.2 > 426.9
1.800e+002

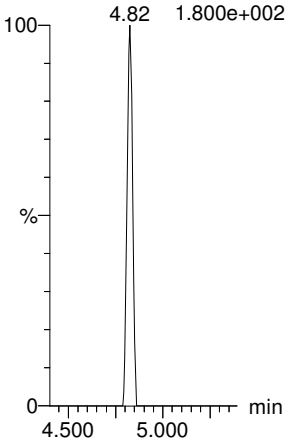

13C4-PFOS
F30:MRM of 1 channel,ES-
503 > 79.9
1.000e-003

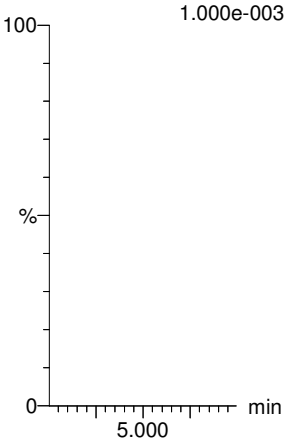

MSF 12/22/17

Dataset: Untitled

Last Altered: Friday, December 22, 2017 17:45:20 Pacific Standard Time
Printed: Friday, December 22, 2017 17:46:29 Pacific Standard Time

Name: 171222M1_2, Date: 22-Dec-2017, Time: 13:59:22, ID: IPA, Description: IPA

13C6-PFDA

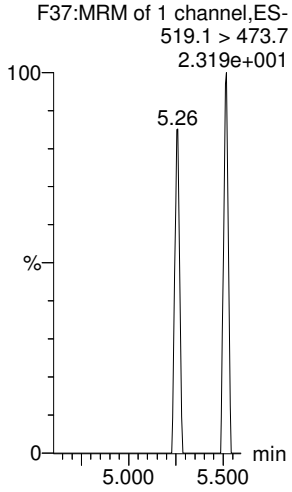

MSF 12/22/17

Vista Analytical Laboratory

Dataset: U:\Q4.PRO\results\171222M2\171222M2-34.qld

Last Altered: Saturday, December 23, 2017 15:25:04 Pacific Standard Time
Printed: Saturday, December 23, 2017 15:28:01 Pacific Standard Time

Method: U:\Q4.PRO\MethDB\PFAS_FULL_80C_122017.mdb 23 Dec 2017 14:44:32
Calibration: U:\Q4.PRO\CurveDB\C18_VAL-PFAS_Q4_12-22-17_OLDISRS.cdb 23 Dec 2017 13:25:20

Name: 171222M2_34, Date: 22-Dec-2017, Time: 22:53:21, ID: ST171222M2-11 PFC CS3 17K2810, Description: PFC CS3 17K2810

	#	Name	Trace	Area	IS Area	RRF	Pred.RT	RT	y Axis Resp.	Conc.	%Rec
1	1	PFBA	213.0 > 168.8	9.93e3	1.05e4		1.58	1.53	11.8	10.8	108.0
2	2	PFPeA	263.1 > 218.9	1.24e4	1.51e4		2.55	2.50	10.2	10.5	105.4
3	3	PFBS	299.0 > 79.7	3.13e3	1.73e3		3.05	2.77	22.6	11.1	111.0
4	4	PFHxA	313.2 > 268.9	1.54e4	5.02e3		3.55	3.26	15.3	11.3	112.8
5	5	PFHpA	363.0 > 318.9	1.09e4	1.15e4		4.18	3.88	11.9	8.75	87.5
6	6	L-PFHxS	398.9 > 79.6	2.63e3	1.49e3		4.10	4.03	22.1	12.3	123.0
7	8	6:2 FTS	427.1 > 407	3.17e3	3.98e3		4.63	4.34	9.95	10.7	107.2
8	9	L-PFOA	413 > 368.7	1.32e4	1.82e4		4.52	4.39	9.06	10.1	100.8
9	11	PFHpS	449 > 80.0	3.03e3	1.82e4		4.78	4.50	2.09	9.02	90.2
10	12	PFNA	463.0 > 418.8	1.57e4	1.22e4		5.10	4.82	16.0	12.2	121.8
11	13	PFOSA	498.1 > 77.8	3.33e3	4.33e3		4.81	4.88	9.61	10.1	101.5
12	14	L-PFOS	499 > 79.9	3.12e3	4.00e3		4.96	4.90	9.74	10.6	105.6
13	16	PFDA	513 > 468.8	1.71e4	1.44e4		5.47	5.19	14.8	13.0	130.0
14	17	8:2 FTS	527 > 506.9	3.18e3	2.62e3		5.44	5.17	15.2	8.24	82.4
15	18	N-MeFOSAA	570.1 > 419	7.29e3	5.22e3		5.60	5.34	17.5	10.5	105.2
16	19	N-EtFOSAA	584.2 > 419	4.75e3	6.08e3		5.76	5.50	9.77	10.7	107.0
17	20	PFUdA	563.0 > 518.9	1.31e4	1.48e4		5.78	5.51	11.1	12.1	121.0
18	21	PFDS	598.8 > 80	3.98e3	1.48e4		5.80	5.56	3.37	11.7	116.6
19	22	PFDoA	612.9 > 569.0	1.65e4	1.36e4		6.06	5.79	15.1	9.57	95.7
20	23	N-MeFOSA	512.1 > 168.9	7.04e3	1.76e4		5.80	5.81	60.0	56.3	112.5
21	24	PFTrDA	662.9 > 618.9	1.95e4	1.36e4		6.25	6.03	18.0	8.97	89.7
22	25	PFTeDA	712.9 > 668.8	1.42e4	1.01e4		6.46	6.24	17.5	11.4	114.3
23	26	N-EtFOSA	526.1 > 168.9	9.07e3	2.74e4		6.30	6.20	49.7	54.4	108.7
24	27	PFHxDA	813.1 > 768.6	5.57e3	5.64e3		6.75	6.55	4.94	8.55	85.5
25	28	PFODA	913.1 > 868.8	9.21e3	5.64e3		6.95	6.76	8.16	11.6	115.7
26	29	N-MeFOSE	616.1 > 58.9	8.22e3	2.30e4		6.30	6.34	53.5	50.6	101.2
27	30	N-EtFOSE	630.1 > 58.9	8.85e3	2.26e4		6.42	6.49	58.6	60.8	121.5
28	31	13C3-PFBA	216.1 > 171.8	1.05e4	1.14e4	0.862	1.80	1.53	11.5	13.4	107.1
29	32	13C3-PFPeA	266. > 221.8	1.51e4	1.82e4	0.847	2.55	2.49	10.4	12.3	98.4
30	33	13C3-PFBS	302. > 98.8	1.73e3	1.82e4	0.104	3.05	2.76	1.19	11.5	92.0
31	34	13C2-PFHxA	315 > 269.8	5.02e3	1.82e4	0.728	3.55	3.26	3.45	4.75	94.9

70-130

50-150

dw 12/23/17

✓ JA. 12/26/2017

Vista Analytical Laboratory

Dataset: U:\Q4.PRO\results\171222M2\171222M2-34.qld

Last Altered: Saturday, December 23, 2017 15:25:04 Pacific Standard Time
Printed: Saturday, December 23, 2017 15:28:01 Pacific Standard Time

Name: 171222M2_34, Date: 22-Dec-2017, Time: 22:53:21, ID: ST171222M2-11 PFC CS3 17K2810, Description: PFC CS3 17K2810

	#	Name	Trace	Area	IS Area	RRF	Pred.RT	RT	y Axis Resp.	Conc.	%Rec
32	35	13C4-PFHpA	367.2 > 321.8	1.15e4	1.82e4	0.576	4.18	3.88	7.90	13.7	109.8 50-150
33	36	18O2-PFHxS	403.0 > 102.6	1.49e3	3.52e3	0.422	4.10	4.03	5.27	12.5	99.9
34	37	13C2-6:2 FTS	429.1 > 408.9	3.98e3	1.20e4	0.308	4.63	4.34	4.13	13.4	107.3
35	38	13C2-PFOA	414.9 > 369.7	1.82e4	1.20e4	1.220	4.52	4.39	18.9	15.5	123.6
36	39	13C5-PFNA	468.2 > 422.9	1.22e4	1.41e4	0.914	5.10	4.82	10.8	11.8	94.7
37	40	13C8-PFOSA	506.1 > 77.7	4.33e3	1.45e4	0.301	4.81	4.88	3.73	12.4	99.2
38	41	13C8-PFOS	507.0 > 79.9	4.00e3	4.09e3	0.989	5.20	4.91	12.2	12.4	99.0
39	42	13C2-PFDA	515.1 > 469.9	1.44e4	1.25e4	1.249	5.47	5.20	14.4	11.5	92.2
40	43	13C2-8:2 FTS	529.1 > 508.7	2.62e3	1.82e4	0.147	5.44	5.17	1.80	12.2	97.7
41	44	d3-N-MeFOSAA	573.3 > 419	5.22e3	1.45e4	0.336	5.60	5.34	4.50	13.4	107.2
42	45	d5-N-EtFOSAA	589.3 > 419	6.08e3	1.45e4	0.417	5.60	5.49	5.24	12.6	100.7
43	46	13C2-PFUdA	565 > 519.8	1.48e4	1.45e4	1.034	5.78	5.51	12.7	12.3	98.5
44	47	13C2-PFDoA	615.0 > 569.7	1.36e4	1.45e4	0.722	6.05	5.79	11.7	16.2	130.0
45	48	d3-N-MeFOSA	515.2 > 168.9	1.76e4	1.45e4	0.099	5.80	5.84	15.2	154	102.3
46	49	13C2-PFTeDA	714.8 > 669.6	1.01e4	1.45e4	0.627	6.46	6.24	8.71	13.9	111.1
47	50	d5-N-ETFOSA	531.1 > 168.9	2.74e4	1.45e4	0.154	6.16	6.21	23.6	153	102.2
48	51	13C2-PFHxDA	815 > 769.7	5.64e3	1.45e4	0.790	6.75	6.55	4.86	6.16	123.2
49	52	d7-N-MeFOSE	623.1 > 58.9	2.30e4	1.45e4	0.131	6.30	6.34	19.9	152	101.4
50	53	d9-N-EtFOSE	639.2 > 58.8	2.26e4	1.45e4	0.139	6.42	6.48	19.5	140	93.4
51	54	13C4-PFBA	217. > 171.8	1.14e4	1.14e4	1.000	1.80	1.52	12.5	12.5	100.0
52	55	13C5-PFHxA	318 > 272.9	1.82e4	1.82e4	1.000	3.55	3.26	12.5	12.5	100.0
53	56	13C3-PFHxS	401.9 > 79.9	3.52e3	3.52e3	1.000	4.30	4.03	12.5	12.5	100.0
54	57	13C8-PFOA	421.3 > 376	1.20e4	1.20e4	1.000	4.68	4.39	12.5	12.5	100.0
55	58	13C9-PFNA	472.2 > 426.9	1.41e4	1.41e4	1.000	5.10	4.82	12.5	12.5	100.0
56	59	13C4-PFOS	503 > 79.9	4.09e3	4.09e3	1.000	5.20	4.91	12.5	12.5	100.0
57	60	13C6-PFDA	519.1 > 473.7	1.25e4	1.25e4	1.000	5.47	5.19	12.5	12.5	100.0
58	61	13C7-PFUdA	570.1 > 524.8	1.45e4	1.45e4	1.000	5.44	5.51	12.5	12.5	100.0

Vista Analytical Laboratory

Dataset: Untitled

Last Altered: Saturday, December 23, 2017 15:32:01 Pacific Standard Time
Printed: Saturday, December 23, 2017 15:32:20 Pacific Standard Time

Method: U:\Q4.PRO\MethDB\PFAS_FULL_80C_122017.mdb 23 Dec 2017 14:44:32
Calibration: U:\Q4.PRO\CurveDB\C18_VAL-PFAS_Q4_12-22-17_OLDISRS.cdb 23 Dec 2017 13:25:20

Compound name: PFBA

	Name	ID	Acq.Date	Acq.Time
1	171222M2_1	IPA	22-Dec-17	16:44:07
2	171222M2_2	ST171222M2-1 PFC CS-2 17K2806	22-Dec-17	16:55:16
3	171222M2_3	ST171222M2-2 PFC CS-1 17K2807	22-Dec-17	17:06:27
4	171222M2_4	ST171222M2-2 PFC CS0 17K2808	22-Dec-17	17:17:38
5	171222M2_5	ST171222M2-4 PFC CS1 17K2814	22-Dec-17	17:28:49
6	171222M2_6	ST171222M2-5 PFC CS2 17K2809	22-Dec-17	17:39:59
7	171222M2_7	ST171222M2-6 PFC CS3 17K2810	22-Dec-17	17:51:10
8	171222M2_8	ST171222M2-7 PFC CS4 17K2811	22-Dec-17	18:02:21
9	171222M2_9	ST171222M2-8 PFC CS5 17K2812	22-Dec-17	18:13:31
10	171222M2_10	ST171222M2-9 PFC CS6 17L2002	22-Dec-17	18:24:42
11	171222M2_11	ST171222M2-10 PFC CS7 17L2003	22-Dec-17	18:35:53
12	171222M2_12	IPA	22-Dec-17	18:47:04
13	171222M2_13	ICV171222M2-1 PFC ICV 17K2813	22-Dec-17	18:58:14
14	171222M2_14	B7K0143-BS1 OPR 0.125	22-Dec-17	19:09:25
15	171222M2_15	IPA	22-Dec-17	19:20:36
16	171222M2_16	1701715-05 I001MW50D-171114 0.10842	22-Dec-17	19:31:46
17	171222M2_17	B7K0143-BLK1 Method Blank 0.125	22-Dec-17	19:42:57
18	171222M2_18	B7K0143-MS1 Matrix Spike 0.1145	22-Dec-17	19:54:08
19	171222M2_19	B7K0143-MSD1 Matrix Spike Dup 0.1051	22-Dec-17	20:05:19
20	171222M2_20	1701715-01 I001MW52S-171113 0.00111	22-Dec-17	20:16:29
21	171222M2_21	1701715-02 I001MW52D-171114 0.1085	22-Dec-17	20:27:41
22	171222M2_22	1701715-03 EB01-171113 0.11224	22-Dec-17	20:38:52
23	171222M2_23	1701715-04 I001BC50S-171114 0.10565	22-Dec-17	20:50:04
24	171222M2_24	1701715-06 I001MW50X-171114 0.12154	22-Dec-17	21:01:16
25	171222M2_25	1701715-07 SB01-171114 0.11788	22-Dec-17	21:12:27
26	171222M2_26	1701715-08 I001MW53D-171114 0.12147	22-Dec-17	21:23:38
27	171222M2_27	1701715-09 EB02-171114 0.0937	22-Dec-17	21:34:49
28	171222M2_28	1701715-10 I001BC43MS-171115 0.11222	22-Dec-17	21:46:00
29	171222M2_29	1701715-11 I001MW43D-171115 0.11593	22-Dec-17	21:57:14
30	171222M2_30	1701715-12 I001BC47S-171115 0.10807	22-Dec-17	22:08:31
31	171222M2_31	1701715-13 I001MW47D-171115 0.11377	22-Dec-17	22:19:49

Vista Analytical Laboratory

Dataset: Untitled

Last Altered: Saturday, December 23, 2017 15:32:01 Pacific Standard Time
Printed: Saturday, December 23, 2017 15:32:20 Pacific Standard Time

Compound name: PFBA

	Name	ID	Acq.Date	Acq.Time
32	171222M2_32	1701715-14 EB03-171115 0.11678	22-Dec-17	22:31:01
33	171222M2_33	IPA	22-Dec-17	22:42:12
34	171222M2_34	ST171222M2-11 PFC CS3 17K2810	22-Dec-17	22:53:21
35	171222M2_35	IPA	22-Dec-17	23:04:32

Vista Analytical Laboratory

Dataset: U:\Q4.PRO\results\171222M2\171222M2-34.qld

Last Altered: Saturday, December 23, 2017 15:25:04 Pacific Standard Time
Printed: Saturday, December 23, 2017 15:28:01 Pacific Standard Time

Method: U:\Q4.PRO\MethDB\PFAS_FULL_80C_122017.mdb 23 Dec 2017 14:44:32
Calibration: U:\Q4.PRO\CurveDB\C18_VAL-PFAS_Q4_12-22-17_OLDISRS.cdb 23 Dec 2017 13:25:20

Name: 171222M2_34, Date: 22-Dec-2017, Time: 22:53:21, ID: ST171222M2-11 PFC CS3 17K2810, Description: PFC CS3 17K2810

PFBA

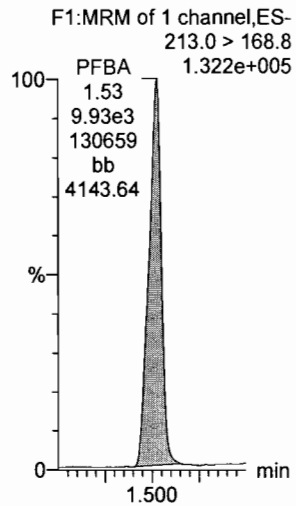

PFPeA

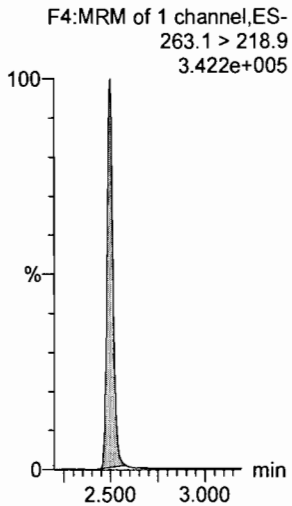

PFBS

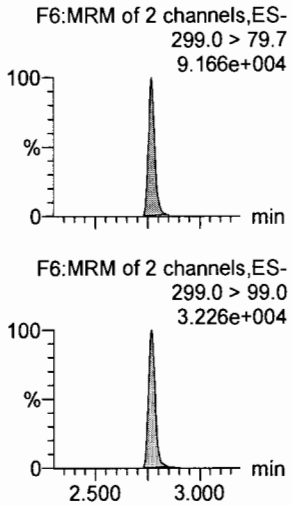

PFHxA

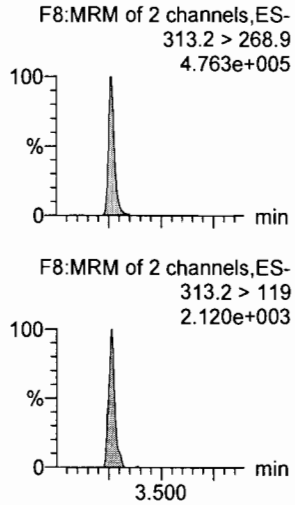

PFHpA

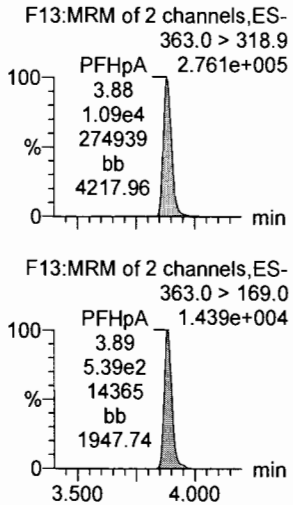

L-PFHxS

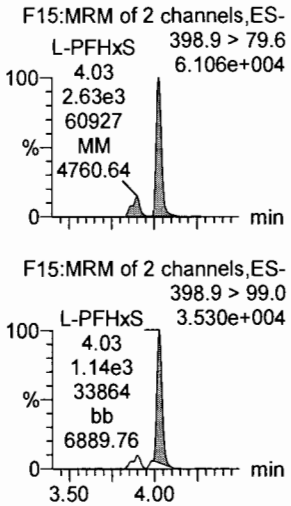

13C3-PFBA

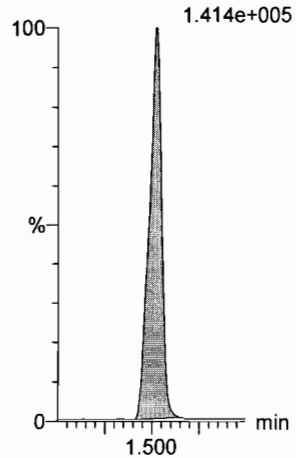

13C3-PFPeA

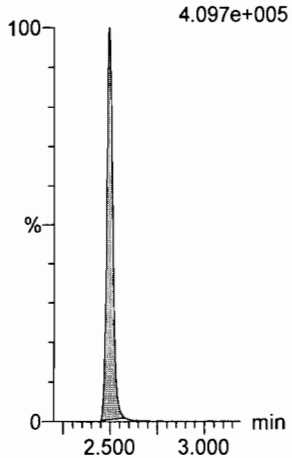

13C3-PFBS

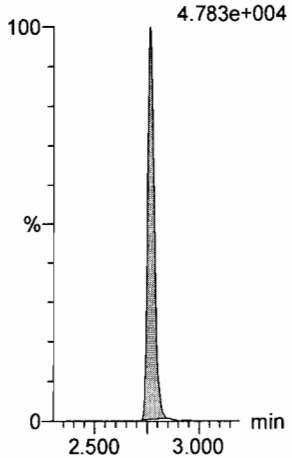

13C2-PFHxA

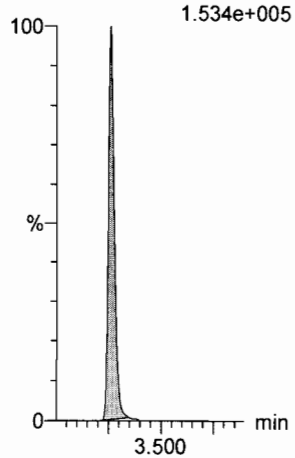

13C4-PFHpA

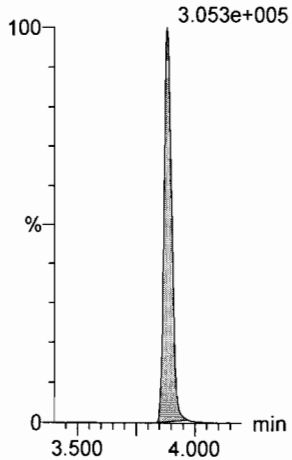

18O2-PFHxS

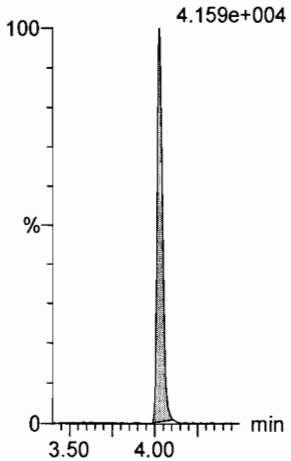

Dataset: U:\Q4.PRO\results\171222M2\171222M2-34.qld

Last Altered: Saturday, December 23, 2017 15:25:04 Pacific Standard Time
Printed: Saturday, December 23, 2017 15:28:01 Pacific Standard Time

Name: 171222M2_34, Date: 22-Dec-2017, Time: 22:53:21, ID: ST171222M2-11 PFC CS3 17K2810, Description: PFC CS3 17K2810

6:2 FTS

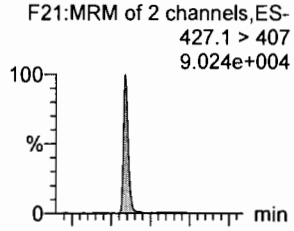

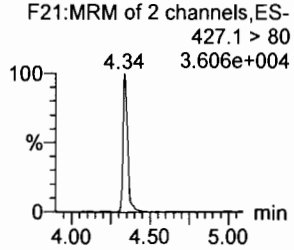

L-PFOA

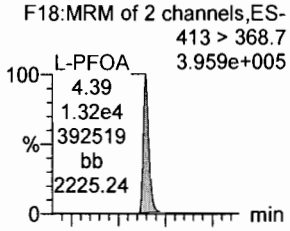

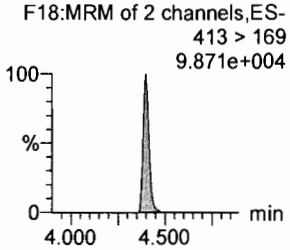

PFHpS

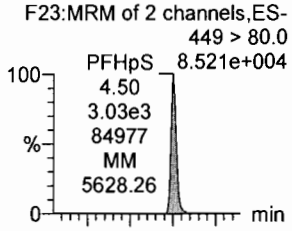

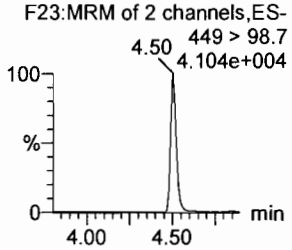

PFNA

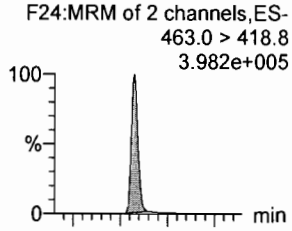

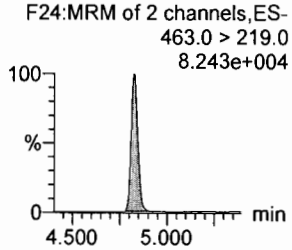

PFOSA

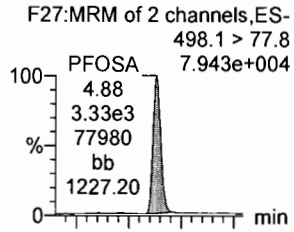

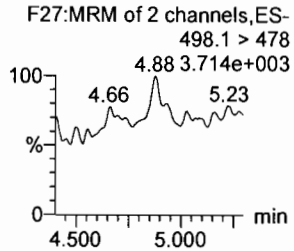

L-PFOS

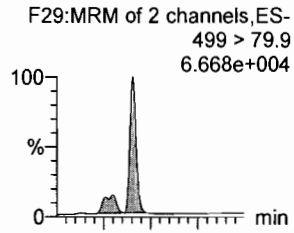

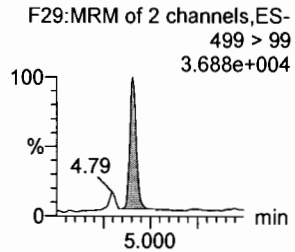

13C2-6:2 FTS

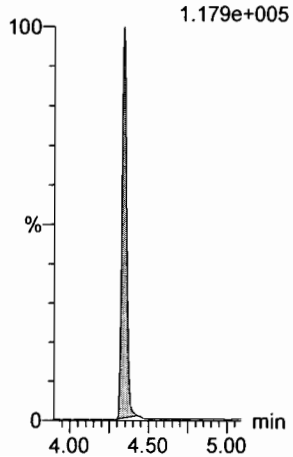

13C2-PFOA

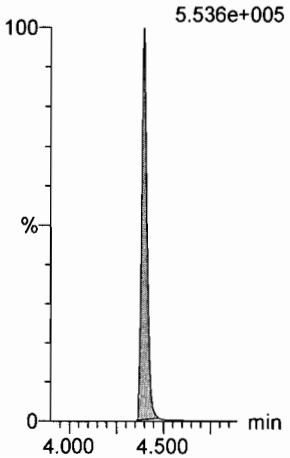

13C2-PFOA

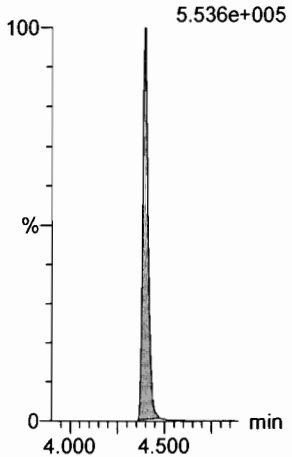

13C5-PFNA

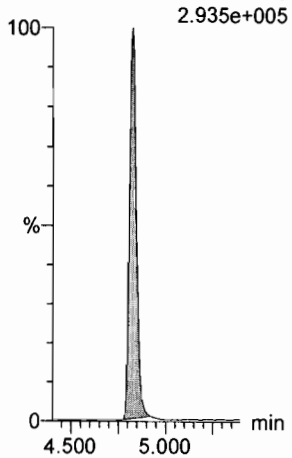

13C8-PFOSA

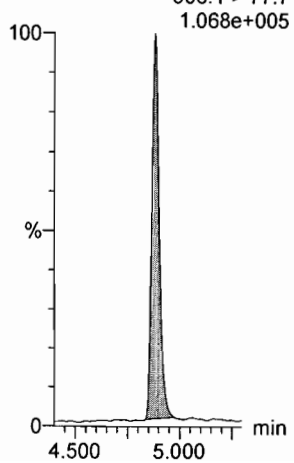

13C8-PFOS

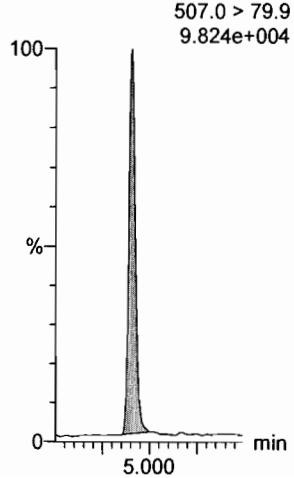

Vista Analytical Laboratory

Dataset: U:\Q4.PRO\results\171222M2\171222M2-34.qld

Last Altered: Saturday, December 23, 2017 15:25:04 Pacific Standard Time
Printed: Saturday, December 23, 2017 15:28:01 Pacific Standard Time

Name: 171222M2_34, Date: 22-Dec-2017, Time: 22:53:21, ID: ST171222M2-11 PFC CS3 17K2810, Description: PFC CS3 17K2810

PFDA

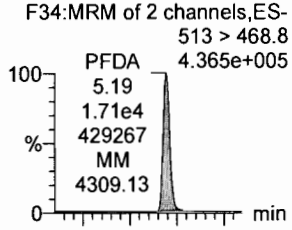

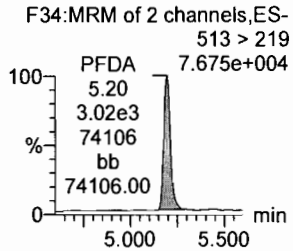

8:2 FTS

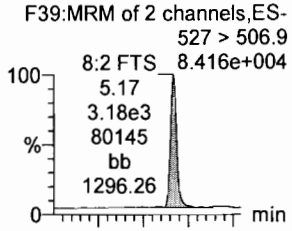

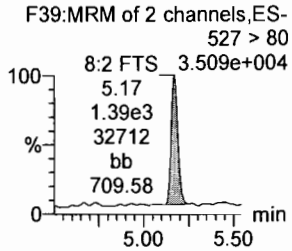

N-MeFOSAA

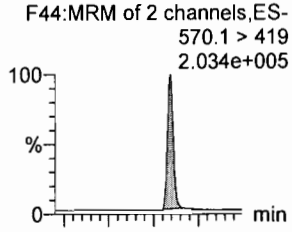

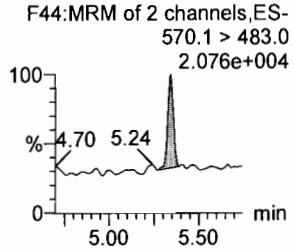

N-EtFOSAA

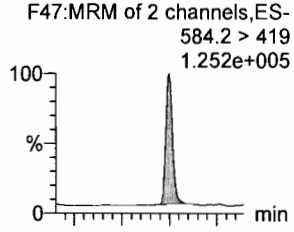

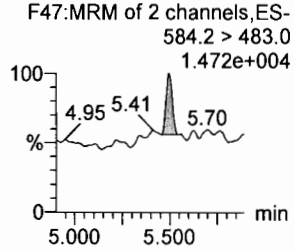

PFUdA

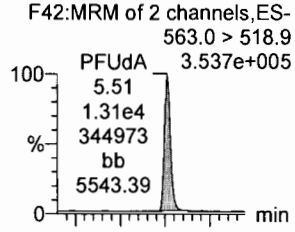

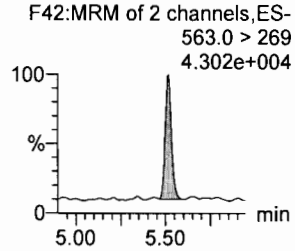

PFDS

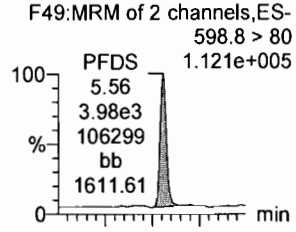

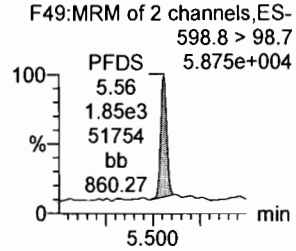

13C2-PFDA

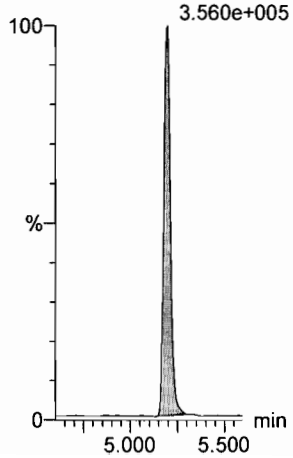

13C2-8:2 FTS

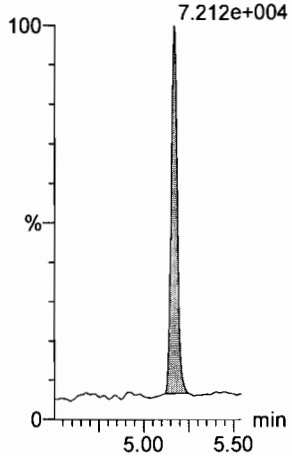

d3-N-MeFOSAA

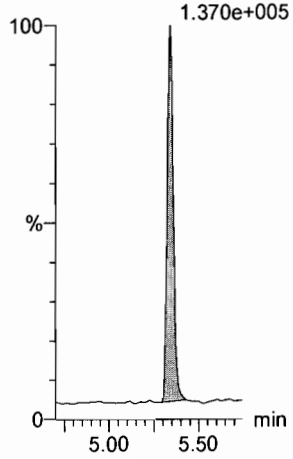

d5-N-EtFOSAA

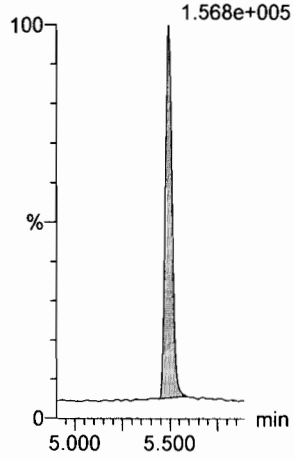

13C2-PFUdA

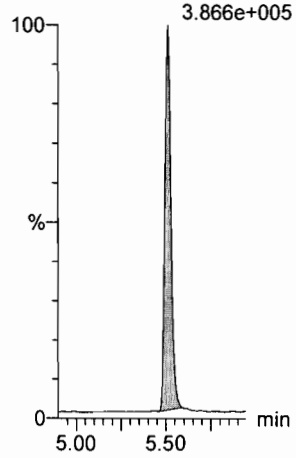

13C2-PFUdA

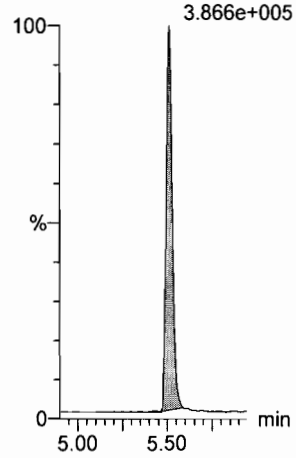

Vista Analytical Laboratory

Dataset: U:\Q4.PRO\results\171222M2\171222M2-34.qld

Last Altered: Saturday, December 23, 2017 15:25:04 Pacific Standard Time
Printed: Saturday, December 23, 2017 15:28:01 Pacific Standard Time

Name: 171222M2_34, Date: 22-Dec-2017, Time: 22:53:21, ID: ST171222M2-11 PFC CS3 17K2810, Description: PFC CS3 17K2810

PFDoA
F50:MRM of 2 channels,ES-
612.9 > 569.0
4.375e+005

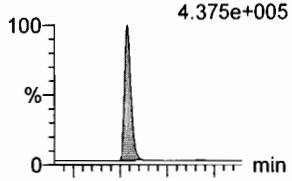

N-MeFOSA
F33:MRM of 2 channels,ES-
512.1 > 168.9
1.684e+005

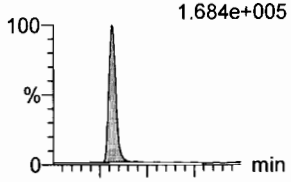

PFTrDA
F56:MRM of 2 channels,ES-
662.9 > 618.9
4.991e+005

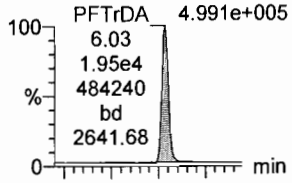

PFTeDA
F57:MRM of 2 channels,ES-
712.9 > 668.8
3.685e+005

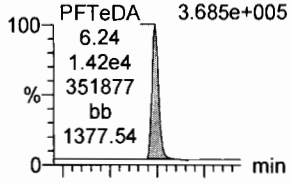

N-EtFOSA
F38:MRM of 2 channels,ES-
526.1 > 168.9
2.183e+005

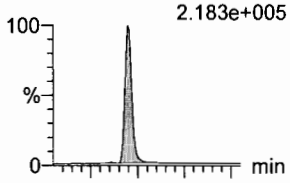

PFHxDA
F59:MRM of 2 channels,ES-
813.1 > 768.6
1.954e+005

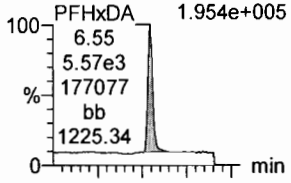

F50:MRM of 2 channels,ES-
612.9 > 318.8
6.408e+004

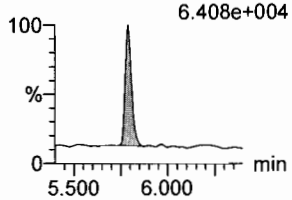

F33:MRM of 2 channels,ES-
512.1 > 219
1.185e+005

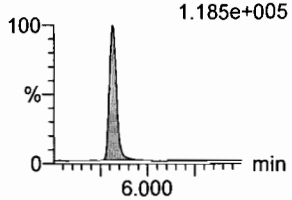

F56:MRM of 2 channels,ES-
662.9 > 319
2.946e+004

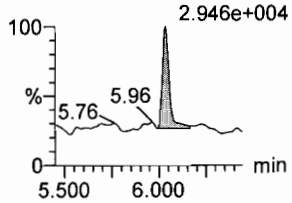

F57:MRM of 2 channels,ES-
712.9 > 369
4.455e+004

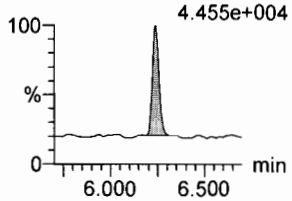

F38:MRM of 2 channels,ES-
526.1 > 219
1.515e+005

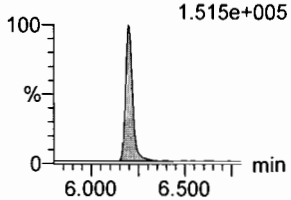

F59:MRM of 2 channels,ES-
813.1 > 219
1.935e+004

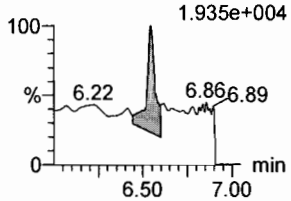

13C2-PFDoA
F51:MRM of 1 channel,ES-
615.0 > 569.7
3.774e+005

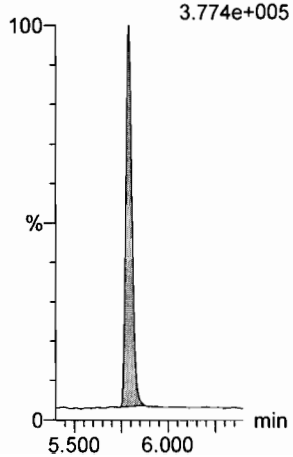

d3-N-MeFOSA
F36:MRM of 1 channel,ES-
515.2 > 168.9
4.005e+005

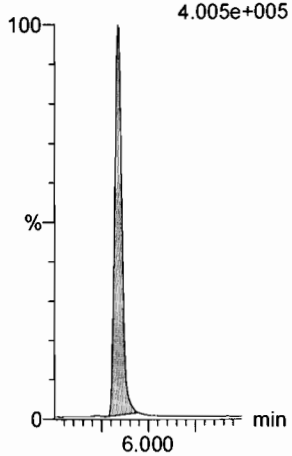

13C2-PFTeDA
F58:MRM of 2 channels,ES-
714.8 > 669.6
2.720e+005



13C2-PFTeDA
F58:MRM of 2 channels,ES-
714.8 > 669.6
2.720e+005

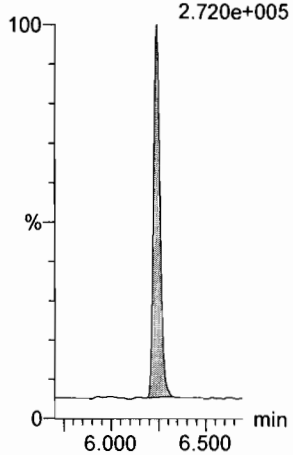

d5-N-ETFOSA
F41:MRM of 1 channel,ES-
531.1 > 168.9
6.506e+005

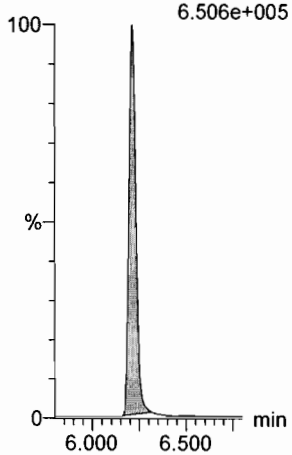

13C2-PFHxDA
F60:MRM of 1 channel,ES-
815 > 769.7
1.646e+005

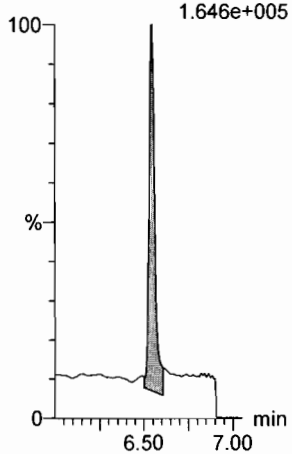

Vista Analytical Laboratory

Dataset: U:\Q4.PRO\results\171222M2\171222M2-34.qld

Last Altered: Saturday, December 23, 2017 15:25:04 Pacific Standard Time
Printed: Saturday, December 23, 2017 15:28:01 Pacific Standard Time

Name: 171222M2_34, Date: 22-Dec-2017, Time: 22:53:21, ID: ST171222M2-11 PFC CS3 17K2810, Description: PFC CS3 17K2810

PFODA
F61:MRM of 1 channel,ES-
913.1 > 868.8
3.323e+005



N-MeFOSE
F52:MRM of 1 channel,ES-
616.1 > 58.9
2.124e+005

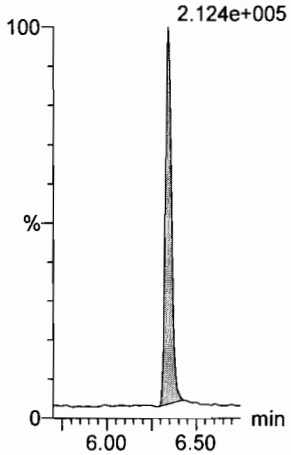

N-EtFOSE
F54:MRM of 1 channel,ES-
630.1 > 58.9
2.497e+005

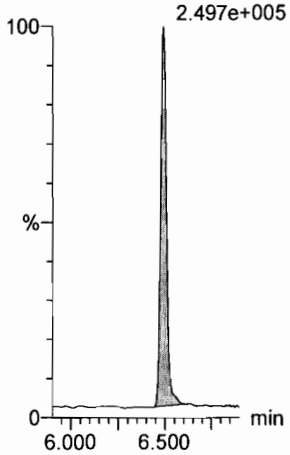

13C4-PFBA
F3:MRM of 1 channel,ES-
217. > 171.8
1.465e+005

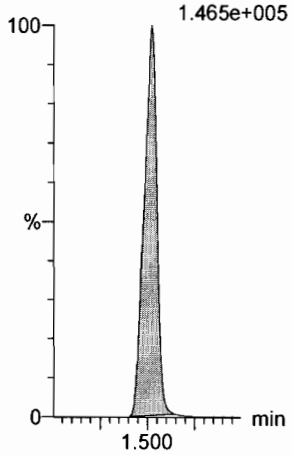

13C5-PFHxA
F10:MRM of 1 channel,ES-
318 > 272.9
5.888e+005

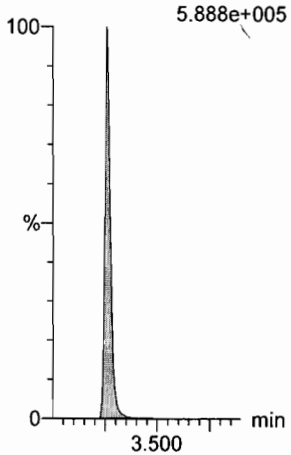

13C4-PFOS
F30:MRM of 1 channel,ES-
503 > 79.9
1.035e+005

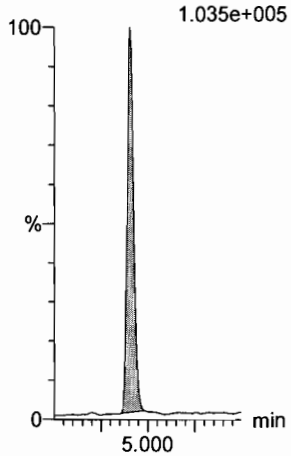

13C2-PFHxDA
F60:MRM of 1 channel,ES-
815 > 769.7
1.646e+005

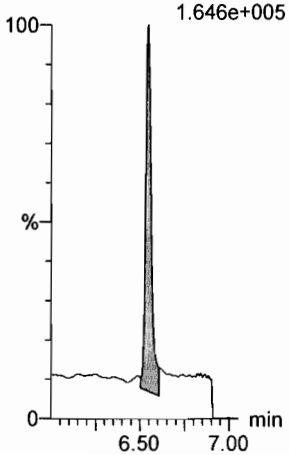

d7-N-MeFOSE
F53:MRM of 1 channel,ES-
623.1 > 58.9
5.406e+005

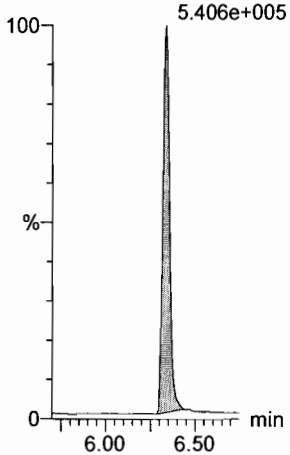

d9-N-EtFOSE
F55:MRM of 1 channel,ES-
639.2 > 58.8
5.832e+005

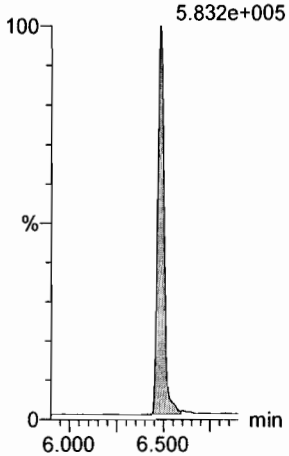

13C3-PFHxS
F16:MRM of 1 channel,ES-
401.9 > 79.9
1.006e+005



13C8-PFOA
F20:MRM of 1 channel,ES-
421.3 > 376
3.315e+005

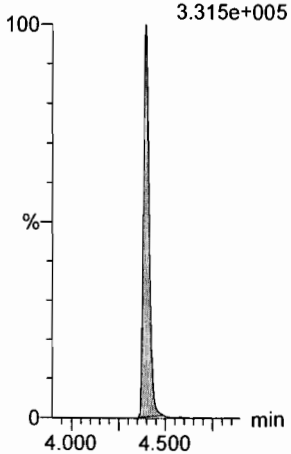

13C9-PFNA
F26:MRM of 1 channel,ES-
472.2 > 426.9
3.444e+005

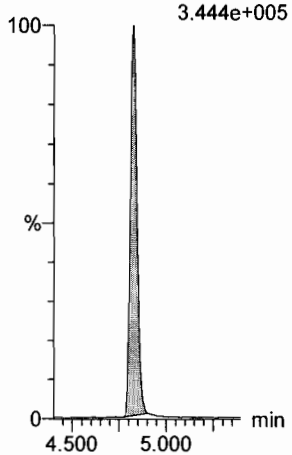

Dataset: U:\Q4.PRO\results\171222M2\171222M2-34.qld

Last Altered: Saturday, December 23, 2017 15:25:04 Pacific Standard Time
Printed: Saturday, December 23, 2017 15:28:01 Pacific Standard Time

Name: 171222M2_34, Date: 22-Dec-2017, Time: 22:53:21, ID: ST171222M2-11 PFC CS3 17K2810, Description: PFC CS3 17K2810

13C6-PFDA

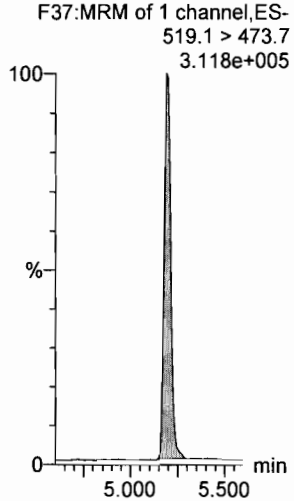

13C7-PFUdA

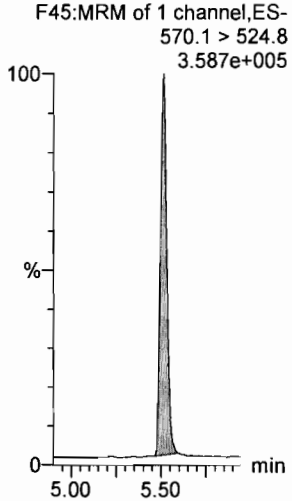

Vista Analytical Laboratory

Dataset: U:\Q4.PRO\results\180103M1\170103M1-IIS.qld

Last Altered: Thursday, January 04, 2018 10:11:33 Pacific Standard Time
Printed: Thursday, January 04, 2018 10:16:06 Pacific Standard Time

Method: U:\Q4.PRO\MethDB\PFAS_RS-12-29-17.mdb 30 Dec 2017 10:03:31
Calibration: 04 Jan 2018 10:11:33

Name: 180103M1_6, Date: 03-Jan-2018, Time: 19:33:45, ID: ST180103M1-5 PFC CS3 17K1708, Description: PFC CS3 17K1708

	#	Name	ID	Area	%Rec	Area Out
1	1	13C4-PFBA	ST180103M1-5 PFC CS3 17K1708	8.35e3	100.0	NO
2	2	13C5-PFHxA	ST180103M1-5 PFC CS3 17K1708	9.71e3	100.0	NO
3	3	13C3-PFHxS	ST180103M1-5 PFC CS3 17K1708	2.58e3	100.0	NO
4	4	13C8-PFOA	ST180103M1-5 PFC CS3 17K1708	8.97e3	100.0	NO
5	5	13C9-PFNA	ST180103M1-5 PFC CS3 17K1708	1.01e4	100.0	NO
6	6	13C4-PFOS	ST180103M1-5 PFC CS3 17K1708	2.42e3	100.0	NO
7	7	13C6-PFDA	ST180103M1-5 PFC CS3 17K1708	7.75e3	100.0	NO
8	8	13C7-PFUdA	ST180103M1-5 PFC CS3 17K1708	9.22e3	100.0	NO

Name: 180103M1_7, Date: 03-Jan-2018, Time: 19:44:56, ID: ST180103M1-6 PFC CS4 17K2811, Description: PFC CS4 17K2811

	#	Name	ID	Area	%Rec	Area Out
1	1	13C4-PFBA	ST180103M1-6 PFC CS4 17K2811	1.06e4	126.9	NO
2	2	13C5-PFHxA	ST180103M1-6 PFC CS4 17K2811	1.19e4	122.7	NO
3	3	13C3-PFHxS	ST180103M1-6 PFC CS4 17K2811	3.28e3	127.1	NO
4	4	13C8-PFOA	ST180103M1-6 PFC CS4 17K2811	1.15e4	128.5	NO
5	5	13C9-PFNA	ST180103M1-6 PFC CS4 17K2811	1.23e4	122.7	NO
6	6	13C4-PFOS	ST180103M1-6 PFC CS4 17K2811	2.99e3	123.8	NO
7	7	13C6-PFDA	ST180103M1-6 PFC CS4 17K2811	9.17e3	118.3	NO
8	8	13C7-PFUdA	ST180103M1-6 PFC CS4 17K2811	1.04e4	112.6	NO

Name: 180103M1_8, Date: 03-Jan-2018, Time: 19:56:06, ID: ST180103M1-7 PFC CS5 17K2812, Description: PFC CS5 17K2812

	#	Name	ID	Area	%Rec	Area Out
1	1	13C4-PFBA	ST180103M1-7 PFC CS5 17K2812	1.11e4	132.7	NO
2	2	13C5-PFHxA	ST180103M1-7 PFC CS5 17K2812	1.25e4	128.4	NO
3	3	13C3-PFHxS	ST180103M1-7 PFC CS5 17K2812	3.36e3	130.3	NO
4	4	13C8-PFOA	ST180103M1-7 PFC CS5 17K2812	1.14e4	126.8	NO
5	5	13C9-PFNA	ST180103M1-7 PFC CS5 17K2812	1.32e4	130.7	NO
6	6	13C4-PFOS	ST180103M1-7 PFC CS5 17K2812	3.16e3	130.5	NO
7	7	13C6-PFDA	ST180103M1-7 PFC CS5 17K2812	8.79e3	113.4	NO
8	8	13C7-PFUdA	ST180103M1-7 PFC CS5 17K2812	1.32e4	143.6	NO

Name: 180103M1_9, Date: 03-Jan-2018, Time: 20:07:17, ID: ST180103M1-8 PFC CS6 17K2817, Description: PFC CS6 17K2817

	#	Name	ID	Area	%Rec	Area Out
1	1	13C4-PFBA	ST180103M1-8 PFC CS6 17K2817	1.15e4	137.5	NO
2	2	13C5-PFHxA	ST180103M1-8 PFC CS6 17K2817	1.27e4	130.7	NO
3	3	13C3-PFHxS	ST180103M1-8 PFC CS6 17K2817	2.99e3	116.2	NO
4	4	13C8-PFOA	ST180103M1-8 PFC CS6 17K2817	9.86e3	110.0	NO
5	5	13C9-PFNA	ST180103M1-8 PFC CS6 17K2817	1.15e4	114.5	NO
6	6	13C4-PFOS	ST180103M1-8 PFC CS6 17K2817	3.41e3	140.9	NO
7	7	13C6-PFDA	ST180103M1-8 PFC CS6 17K2817	8.77e3	113.2	NO
8	8	13C7-PFUdA	ST180103M1-8 PFC CS6 17K2817	1.45e4	157.3	YES

ANP 1/4/2018

Dataset: U:\Q4.PRO\results\180103M1\170103M1-IIS.qld

Last Altered: Thursday, January 04, 2018 10:11:33 Pacific Standard Time
Printed: Thursday, January 04, 2018 10:16:06 Pacific Standard Time

Name: 180103M1_10, Date: 03-Jan-2018, Time: 20:18:28, ID: IPA, Description: IPA

	#	Name	ID	Area	%Rec	Area Out
1	1	13C4-PFBA	IPA			NO
2	2	13C5-PFHxA	IPA			NO
3	3	13C3-PFHxS	IPA			NO
4	4	13C8-PFOA	IPA			NO
5	5	13C9-PFNA	IPA			NO
6	6	13C4-PFOS	IPA			NO
7	7	13C6-PFDA	IPA			NO
8	8	13C7-PFUdA	IPA			NO

Name: 180103M1_11, Date: 03-Jan-2018, Time: 20:29:39, ID: ICV180103M1-1 PFC ICV 17L2813, Description: PFC ICV 17L2813

	#	Name	ID	Area	%Rec	Area Out
1	1	13C4-PFBA	ICV180103M1-1 PFC ICV 17L2813	1.38e4	165.1	YES
2	2	13C5-PFHxA	ICV180103M1-1 PFC ICV 17L2813	1.87e4	192.8	YES
3	3	13C3-PFHxS	ICV180103M1-1 PFC ICV 17L2813	4.69e3	181.9	YES
4	4	13C8-PFOA	ICV180103M1-1 PFC ICV 17L2813	1.68e4	187.8	YES
5	5	13C9-PFNA	ICV180103M1-1 PFC ICV 17L2813	1.61e4	159.6	YES
6	6	13C4-PFOS	ICV180103M1-1 PFC ICV 17L2813	4.21e3	174.3	YES
7	7	13C6-PFDA	ICV180103M1-1 PFC ICV 17L2813	1.55e4	199.6	YES
8	8	13C7-PFUdA	ICV180103M1-1 PFC ICV 17L2813	1.74e4	188.9	YES

Name: 180103M1_12, Date: 03-Jan-2018, Time: 20:40:49, ID: B7K0141-BS1 OPR 0.125, Description: OPR

	#	Name	ID	Area	%Rec	Area Out
1	1	13C4-PFBA	B7K0141-BS1 OPR 0.125	1.19e5	1419.0	YES
2	2	13C5-PFHxA	B7K0141-BS1 OPR 0.125	1.38e5	1421.7	YES
3	3	13C3-PFHxS	B7K0141-BS1 OPR 0.125	3.32e4	1286.6	YES
4	4	13C8-PFOA	B7K0141-BS1 OPR 0.125	1.27e5	1421.5	YES
5	5	13C9-PFNA	B7K0141-BS1 OPR 0.125	1.06e5	1058.3	YES
6	6	13C4-PFOS	B7K0141-BS1 OPR 0.125	2.23e4	921.8	YES
7	7	13C6-PFDA	B7K0141-BS1 OPR 0.125	5.19e4	669.8	YES
8	8	13C7-PFUdA	B7K0141-BS1 OPR 0.125	1.54e4	167.5	YES

Name: 180103M1_13, Date: 03-Jan-2018, Time: 20:52:00, ID: B7K0141-BSD1 LCS Dup 0.125, Description: LCS Dup

	#	Name	ID	Area	%Rec	Area Out
1	1	13C4-PFBA	B7K0141-BSD1 LCS Dup 0.125	6.29e4	753.2	YES
2	2	13C5-PFHxA	B7K0141-BSD1 LCS Dup 0.125	8.18e4	842.1	YES
3	3	13C3-PFHxS	B7K0141-BSD1 LCS Dup 0.125	1.79e4	692.9	YES
4	4	13C8-PFOA	B7K0141-BSD1 LCS Dup 0.125	7.45e4	831.0	YES
5	5	13C9-PFNA	B7K0141-BSD1 LCS Dup 0.125	7.15e4	711.2	YES
6	6	13C4-PFOS	B7K0141-BSD1 LCS Dup 0.125	1.14e4	473.3	YES
7	7	13C6-PFDA	B7K0141-BSD1 LCS Dup 0.125	3.56e4	459.9	YES
8	8	13C7-PFUdA	B7K0141-BSD1 LCS Dup 0.125	1.45e4	157.3	YES

ANP 1/4/2018

Dataset: U:\Q4.PRO\results\180103M1\170103M1-IIS.qld

Last Altered: Thursday, January 04, 2018 10:11:33 Pacific Standard Time
Printed: Thursday, January 04, 2018 10:16:06 Pacific Standard Time

Name: 180103M1_14, Date: 03-Jan-2018, Time: 21:03:11, ID: IPA, Description: IPA

	#	Name	ID	Area	%Rec	Area Out
1	1	13C4-PFBA	IPA			NO
2	2	13C5-PFHxA	IPA			NO
3	3	13C3-PFHxS	IPA			NO
4	4	13C8-PFOA	IPA	1.41e1	0.2	YES
5	5	13C9-PFNA	IPA			NO
6	6	13C4-PFOS	IPA			NO
7	7	13C6-PFDA	IPA			NO
8	8	13C7-PFUdA	IPA			NO

Name: 180103M1_15, Date: 03-Jan-2018, Time: 21:14:21, ID: B7K0141-BLK1 Method Blank 0.125, Description: Method Blank

	#	Name	ID	Area	%Rec	Area Out
1	1	13C4-PFBA	B7K0141-BLK1 Method Blank 0.125	9.82e4	1175.3	YES
2	2	13C5-PFHxA	B7K0141-BLK1 Method Blank 0.125	1.10e5	1136.0	YES
3	3	13C3-PFHxS	B7K0141-BLK1 Method Blank 0.125	2.80e4	1084.9	YES
4	4	13C8-PFOA	B7K0141-BLK1 Method Blank 0.125	9.71e4	1083.3	YES
5	5	13C9-PFNA	B7K0141-BLK1 Method Blank 0.125	9.24e4	918.1	YES
6	6	13C4-PFOS	B7K0141-BLK1 Method Blank 0.125	2.25e4	930.9	YES
7	7	13C6-PFDA	B7K0141-BLK1 Method Blank 0.125	5.45e4	703.6	YES
8	8	13C7-PFUdA	B7K0141-BLK1 Method Blank 0.125	2.16e4	234.0	YES

Name: 180103M1_16, Date: 03-Jan-2018, Time: 21:25:32, ID: 1701715-04@10X I001BC50S-171114 0.10565, Description: I001BC50S-171114

	#	Name	ID	Area	%Rec	Area Out
1	1	13C4-PFBA	1701715-04@10X I001BC50S-171114 ...	8.05e2	9.6	YES
2	2	13C5-PFHxA	1701715-04@10X I001BC50S-171114 ...	1.03e3	10.6	YES
3	3	13C3-PFHxS	1701715-04@10X I001BC50S-171114 ...	2.06e2	8.0	YES
4	4	13C8-PFOA	1701715-04@10X I001BC50S-171114 ...	8.77e2	9.8	YES
5	5	13C9-PFNA	1701715-04@10X I001BC50S-171114 ...	9.02e2	9.0	YES
6	6	13C4-PFOS	1701715-04@10X I001BC50S-171114 ...	3.15e2	13.0	YES
7	7	13C6-PFDA	1701715-04@10X I001BC50S-171114 ...	6.72e2	8.7	YES
8	8	13C7-PFUdA	1701715-04@10X I001BC50S-171114 ...	8.28e2	9.0	YES

Name: 180103M1_17, Date: 03-Jan-2018, Time: 21:36:42, ID: 1701715-06 I001MW50X-171114 0.12154, Description: I001MW50X-171114

	#	Name	ID	Area	%Rec	Area Out
1	1	13C4-PFBA	1701715-06 I001MW50X-171114 0.12154	5.38e3	64.4	NO
2	2	13C5-PFHxA	1701715-06 I001MW50X-171114 0.12154	6.97e3	71.7	NO
3	3	13C3-PFHxS	1701715-06 I001MW50X-171114 0.12154	1.87e3	72.7	NO
4	4	13C8-PFOA	1701715-06 I001MW50X-171114 0.12154	5.96e3	66.5	NO
5	5	13C9-PFNA	1701715-06 I001MW50X-171114 0.12154	6.20e3	61.7	NO
6	6	13C4-PFOS	1701715-06 I001MW50X-171114 0.12154	1.60e3	66.1	NO
7	7	13C6-PFDA	1701715-06 I001MW50X-171114 0.12154	5.59e3	72.2	NO
8	8	13C7-PFUdA	1701715-06 I001MW50X-171114 0.12154	6.90e3	74.8	NO

ANP 1/4/2018

Dataset: U:\Q4.PRO\results\180103M1\170103M1-IIS.qld

Last Altered: Thursday, January 04, 2018 10:11:33 Pacific Standard Time
Printed: Thursday, January 04, 2018 10:16:06 Pacific Standard Time

Name: 180103M1_18, Date: 03-Jan-2018, Time: 21:47:54, ID: IPA, Description: IPA

	#	Name	ID	Area	%Rec	Area Out
1	1	13C4-PFBA	IPA			NO
2	2	13C5-PFHxA	IPA			NO
3	3	13C3-PFHxS	IPA			NO
4	4	13C8-PFOA	IPA			NO
5	5	13C9-PFNA	IPA			NO
6	6	13C4-PFOS	IPA			NO
7	7	13C6-PFDA	IPA			NO
8	8	13C7-PFUdA	IPA			NO

Name: 180103M1_19, Date: 03-Jan-2018, Time: 21:59:04, ID: ST180103M1-9 PFC CS3 17K1708, Description: PFC CS3 17K1708

	#	Name	ID	Area	%Rec	Area Out
1	1	13C4-PFBA	ST180103M1-9 PFC CS3 17K1708	9.26e3	110.8	NO
2	2	13C5-PFHxA	ST180103M1-9 PFC CS3 17K1708	1.11e4	114.6	NO
3	3	13C3-PFHxS	ST180103M1-9 PFC CS3 17K1708	2.73e3	105.7	NO
4	4	13C8-PFOA	ST180103M1-9 PFC CS3 17K1708	9.99e3	111.4	NO
5	5	13C9-PFNA	ST180103M1-9 PFC CS3 17K1708	8.75e3	87.0	NO
6	6	13C4-PFOS	ST180103M1-9 PFC CS3 17K1708	2.58e3	106.5	NO
7	7	13C6-PFDA	ST180103M1-9 PFC CS3 17K1708	7.38e3	95.3	NO
8	8	13C7-PFUdA	ST180103M1-9 PFC CS3 17K1708	1.20e4	130.3	NO

ANP 1/4/2018

Vista Analytical Laboratory

Dataset: U:\Q4.PRO\results\180103M1\170103M1-10.qld

Last Altered: Thursday, January 04, 2018 10:17:13 Pacific Standard Time
Printed: Thursday, January 04, 2018 10:18:19 Pacific Standard Time

Method: U:\Q4.PRO\MethDB\PFAS_FULL_80C_010318.mdb 04 Jan 2018 07:53:25
Calibration: 04 Jan 2018 10:17:13

Name: 180103M1_10, Date: 03-Jan-2018, Time: 20:18:28, ID: IPA, Description: IPA

PFBA

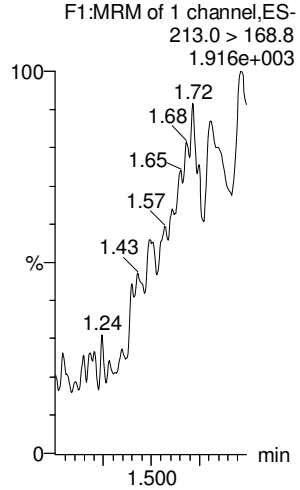

PFPeA

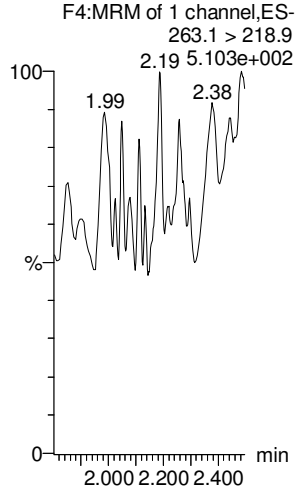

PFBS

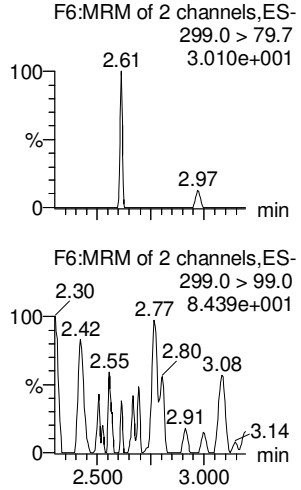

PFHxA

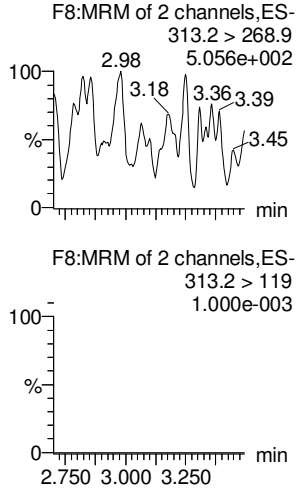

PFHpA

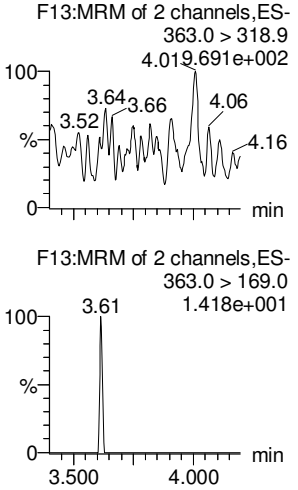

L-PFHxS

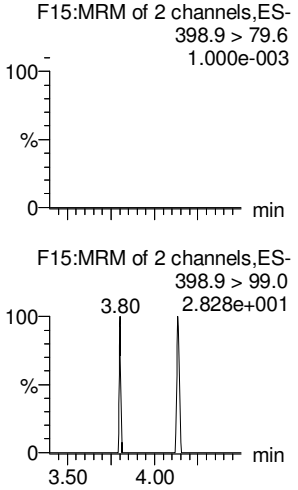

13C3-PFBA

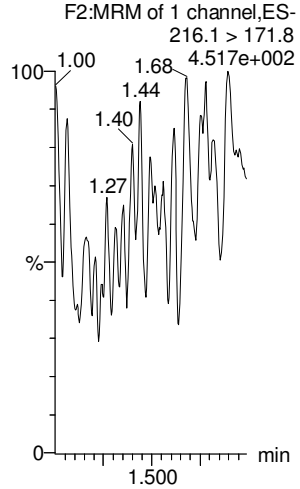

13C3-PFPeA

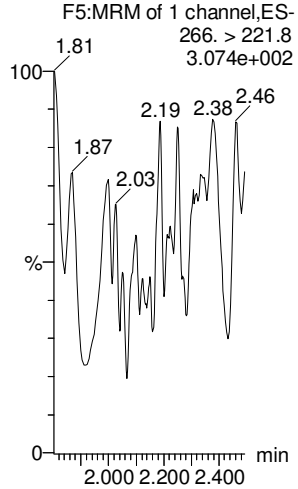

13C3-PFBS

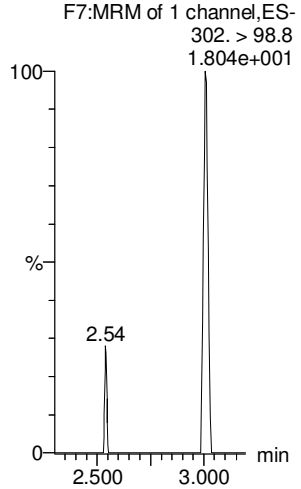

13C2-PFHxA

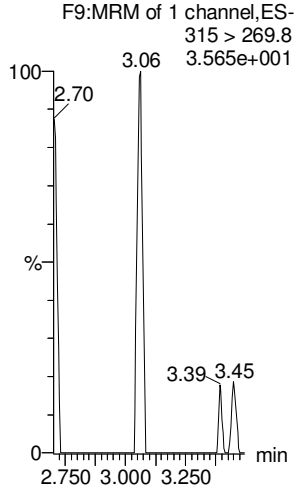

13C4-PFHpA

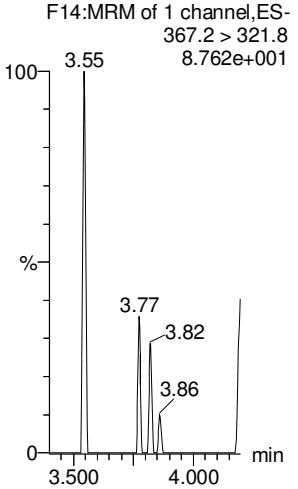

18O2-PFHxS

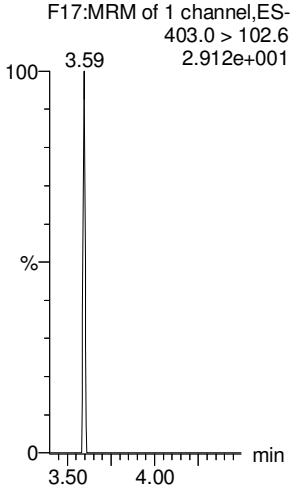

ANP 1/4/2018

Vista Analytical Laboratory

Dataset: U:\Q4.PRO\results\180103M1\170103M1-10.qld

Last Altered: Thursday, January 04, 2018 10:17:13 Pacific Standard Time
Printed: Thursday, January 04, 2018 10:18:19 Pacific Standard Time

Name: 180103M1_10, Date: 03-Jan-2018, Time: 20:18:28, ID: IPA, Description: IPA

6:2 FTS

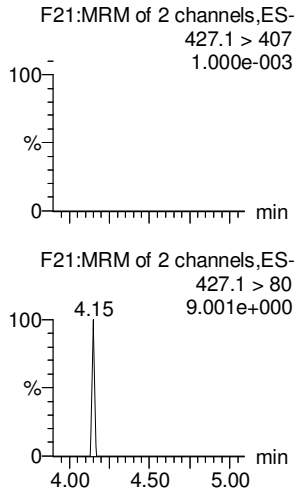

L-PFOA

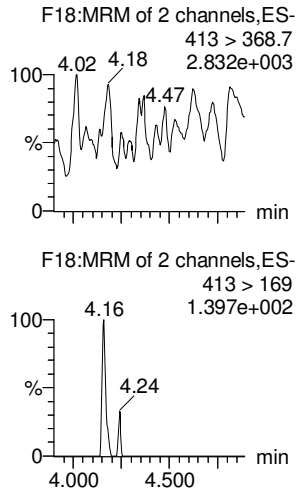

PFHpS

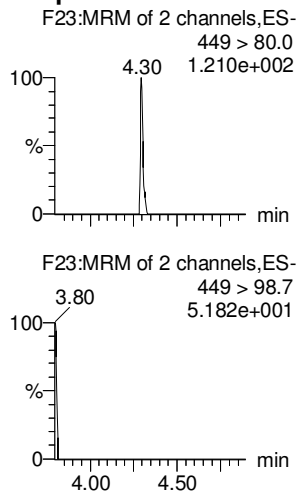

PFNA

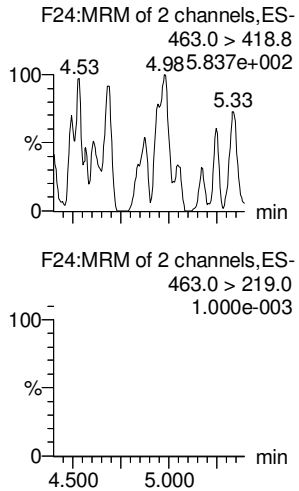

PFOSA

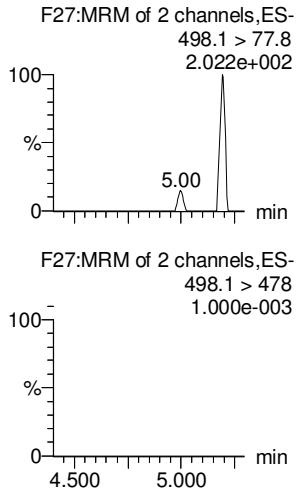

L-PFOS

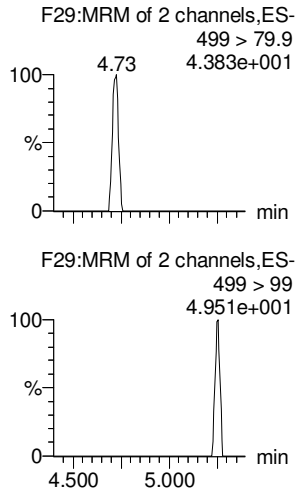

13C2-6:2 FTS

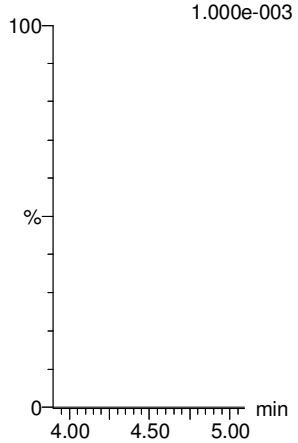

13C2-PFOA

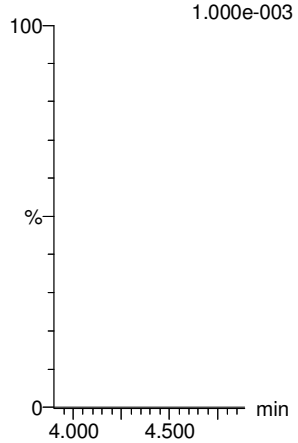

13C3-PFBS

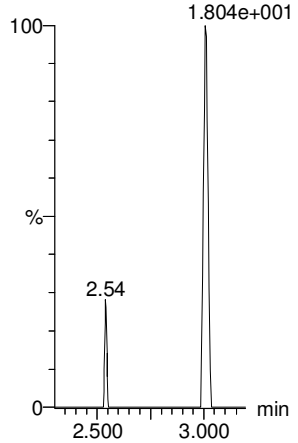

13C5-PFNA

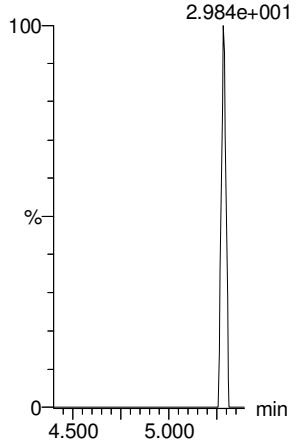

13C8-PFOSA

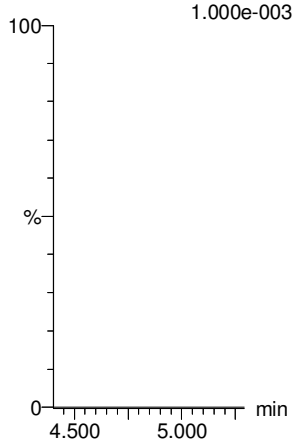

13C8-PFOS

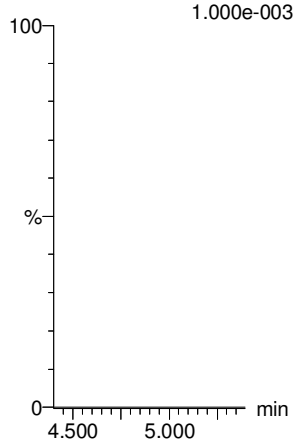

ANP 1/4/2018

Vista Analytical Laboratory

Dataset: U:\Q4.PRO\results\180103M1\170103M1-10.qld

Last Altered: Thursday, January 04, 2018 10:17:13 Pacific Standard Time
Printed: Thursday, January 04, 2018 10:18:19 Pacific Standard Time

Name: 180103M1_10, Date: 03-Jan-2018, Time: 20:18:28, ID: IPA, Description: IPA

PFDA

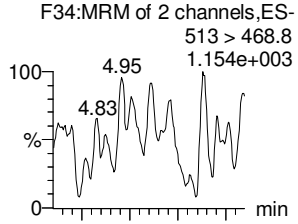

8:2 FTS

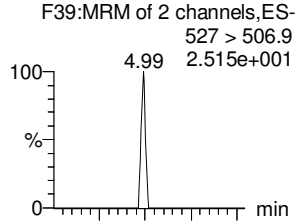

N-MeFOSAA

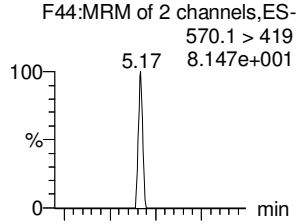

N-EtFOSAA

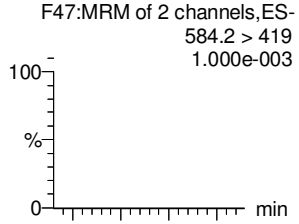

PFUdA

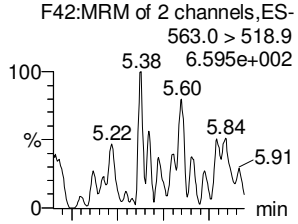

PFDS

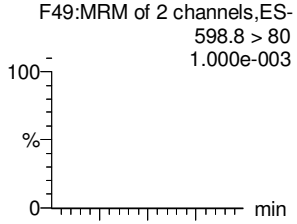

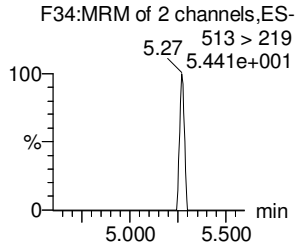

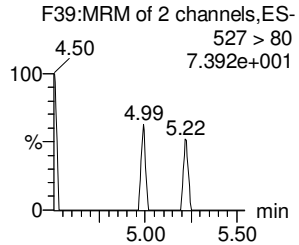

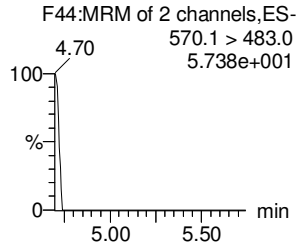

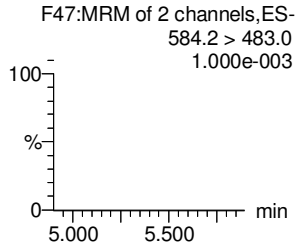

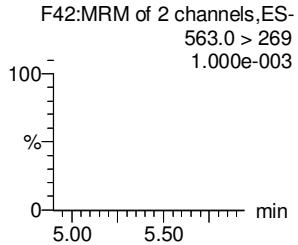

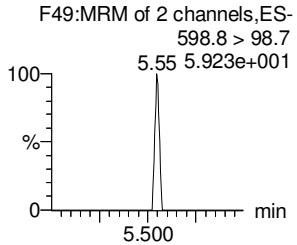

13C2-PFDA

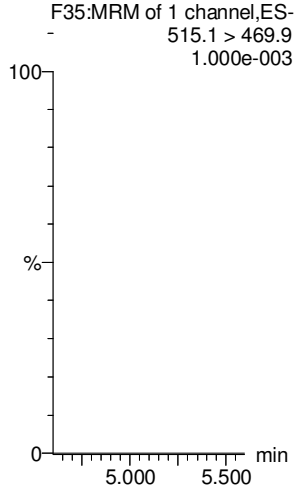

13C2-8:2 FTS

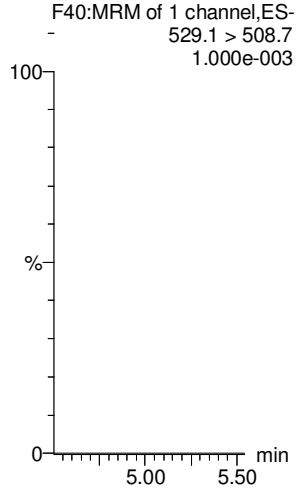

d3-N-MeFOSAA

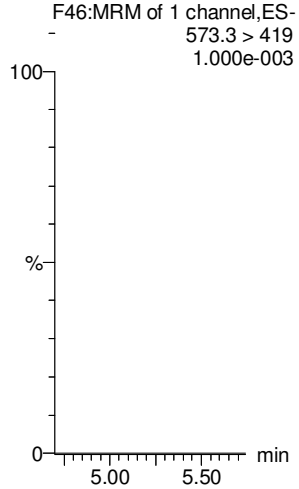

d5-N-EtFOSAA

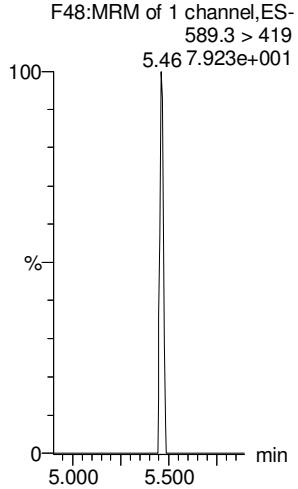

13C2-PFUdA

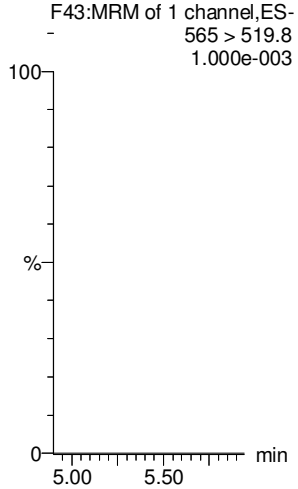

13C2-PFUdA

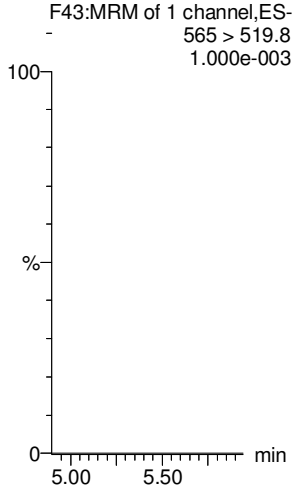

ANP 1/4/2018

Vista Analytical Laboratory

Dataset: U:\Q4.PRO\results\180103M1\170103M1-10.qld

Last Altered: Thursday, January 04, 2018 10:17:13 Pacific Standard Time
Printed: Thursday, January 04, 2018 10:18:19 Pacific Standard Time

Name: 180103M1_10, Date: 03-Jan-2018, Time: 20:18:28, ID: IPA, Description: IPA

PFDoA

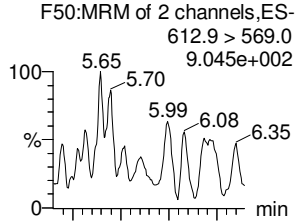

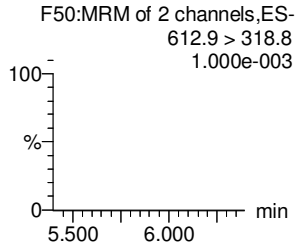

N-MeFOSA

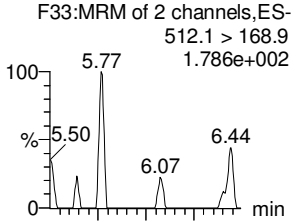

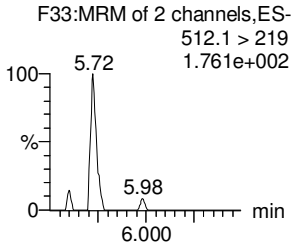

PFTrDA

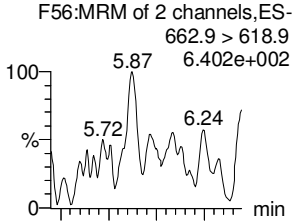

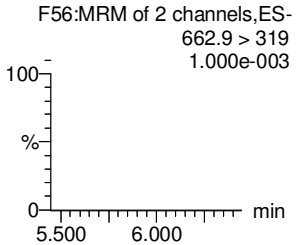

PFTeDA

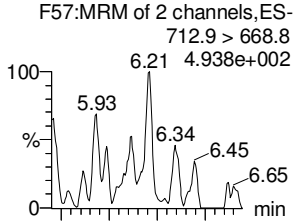

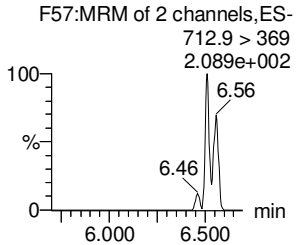

N-EtFOSA

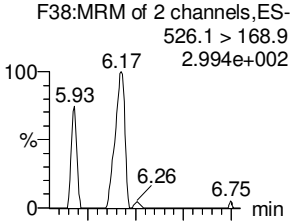

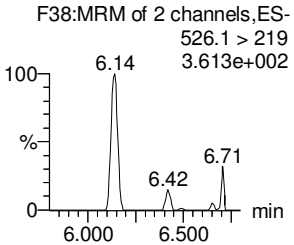

PFHxDA

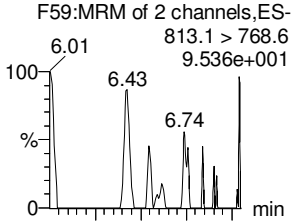

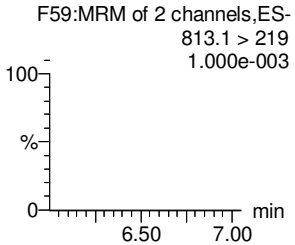

13C2-PFDoA

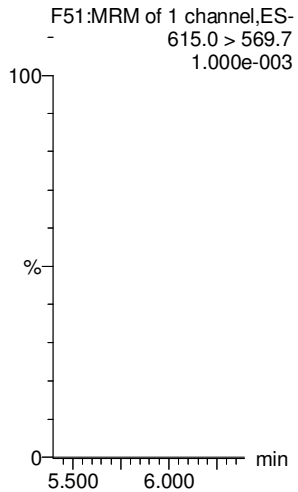

d3-N-MeFOSA

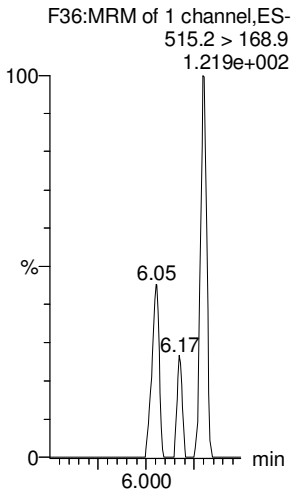

13C2-PFTeDA

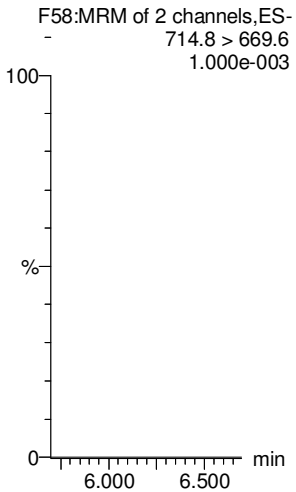

13C2-PFTeDA

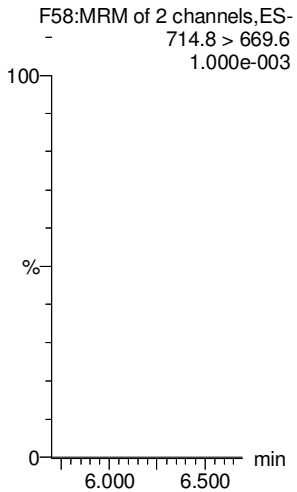

d5-N-ETFOSA

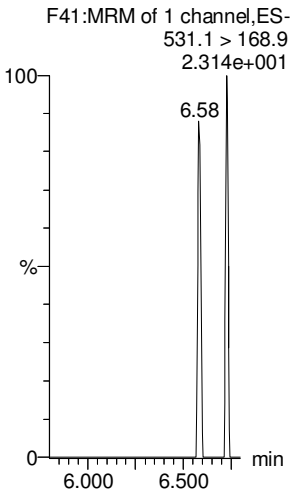

13C2-PFHxDA

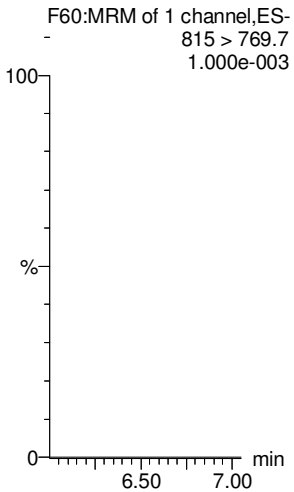

ANP 1/4/2018

Vista Analytical Laboratory

Dataset: U:\Q4.PRO\results\180103M1\170103M1-10.qld

Last Altered: Thursday, January 04, 2018 10:17:13 Pacific Standard Time
Printed: Thursday, January 04, 2018 10:18:19 Pacific Standard Time

Name: 180103M1_10, Date: 03-Jan-2018, Time: 20:18:28, ID: IPA, Description: IPA

PFODA
F61:MRM of 1 channel,ES-
913.1 > 868.8
4.624e+002

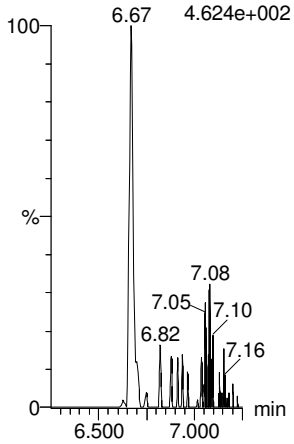

N-MeFOSE
F52:MRM of 1 channel,ES-
616.1 > 58.9
3.319e+002

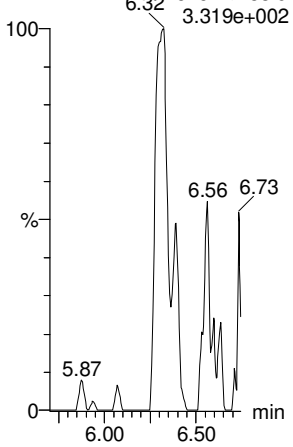

N-EtFOSE
F54:MRM of 1 channel,ES-
630.1 > 58.9
6.422e+002

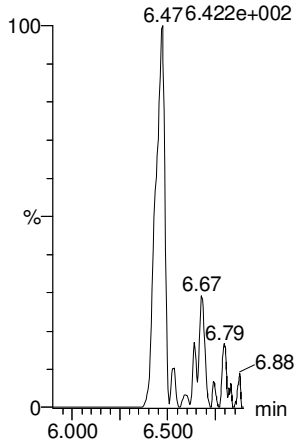

13C4-PFBA
F3:MRM of 1 channel,ES-
217. > 171.8
4.141e+001

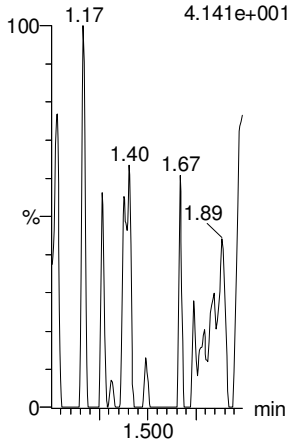

13C5-PFHxA
F10:MRM of 1 channel,ES-
318 > 272.9
5.789e+001

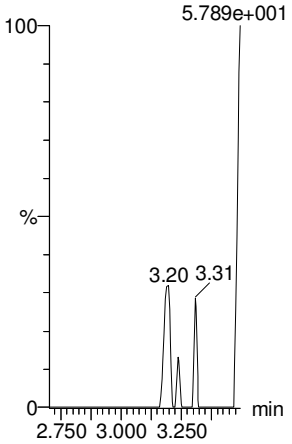

13C3-PFHxS
F16:MRM of 1 channel,ES-
401.9 > 79.9
6.176e+001

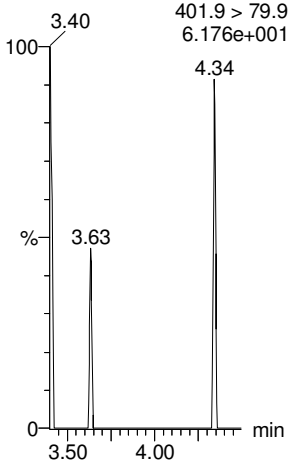

13C2-PFHxDA
F60:MRM of 1 channel,ES-
-
815 > 769.7
1.000e-003

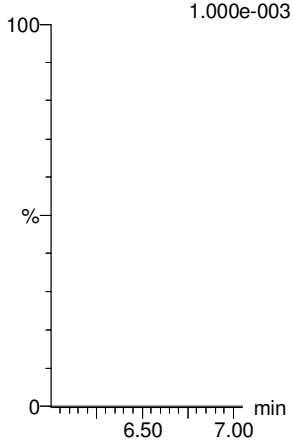

d7-N-MeFOSE
F53:MRM of 1 channel,ES-
623.1 > 58.9
3.991e+002

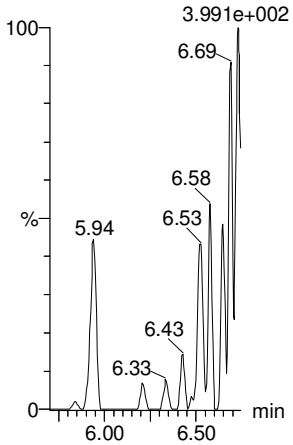

d9-N-EtFOSE
F55:MRM of 1 channel,ES-
639.2 > 58.8
2.747e+002

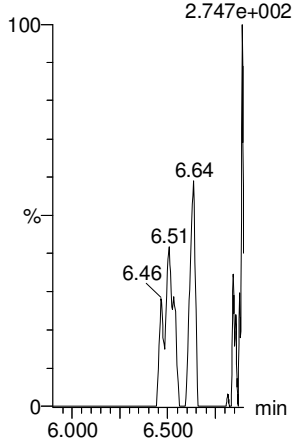

13C8-PFOA
F20:MRM of 1 channel,ES-
421.3 > 376
2.218e+001

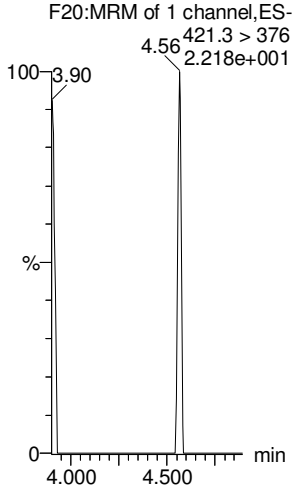

13C9-PFNA
F26:MRM of 1 channel,ES-
472.2 > 426.9
1.001e+002

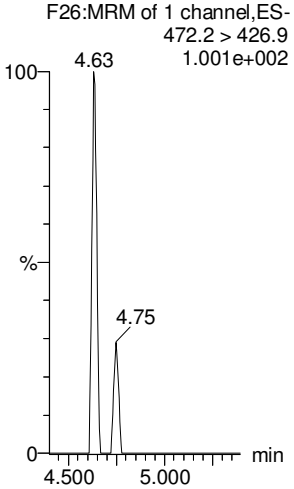

13C4-PFOS
F30:MRM of 1 channel,ES-
503 > 79.9
2.098e+001

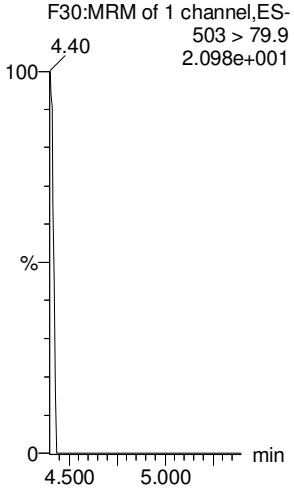

ANP 1/4/2018

Dataset: U:\Q4.PRO\results\180103M1\170103M1-10.qld

Last Altered: Thursday, January 04, 2018 10:17:13 Pacific Standard Time
Printed: Thursday, January 04, 2018 10:18:19 Pacific Standard Time

Name: 180103M1_10, Date: 03-Jan-2018, Time: 20:18:28, ID: IPA, Description: IPA

13C6-PFDA

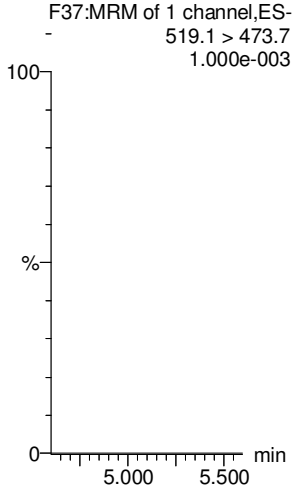

13C7-PFUdA

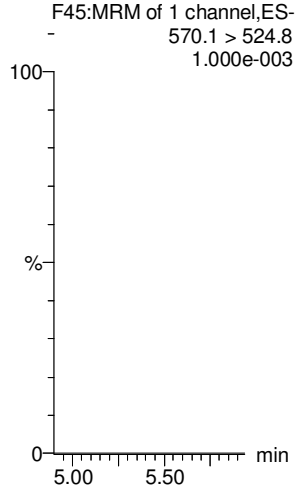

ANP 1/4/2018

Quantify Sample Summary Report **MassLynx MassLynx V4.1 SCN945 SCN960**
Vista Analytical Laboratory

Dataset: U:\Q4.PRO\results\180103M1\170103M1-19.qld

Last Altered: Thursday, January 04, 2018 12:45:05 Pacific Standard Time
Printed: Thursday, January 04, 2018 12:45:18 Pacific Standard Time

AC 1/4/18

Method: U:\Q4.PRO\MethDB\PFAS_FULL_80C_010318.mdb 04 Jan 2018 07:53:25
Calibration: U:\Q4.PRO\CurveDB\C18_VAL-PFAS_Q4_01-03-18_SHORTLIST_OLD.cdb 04 Jan 2018 10:09:51

Name: 180103M1_19, Date: 03-Jan-2018, Time: 21:59:04, ID: ST180103M1-9 PFC CS3 17K1708, Description: PFC CS3 17K1708

rJA 01/04/2018

	#	Name	Trace	Area	IS Area	RRF	Divisor1	Pred.RT	RT	y Axis Resp.	Conc.	%Rec
1	1	PFBA	213.0 > 168.8	8.24e3	8.26e3		1.0000	1.36	1.37	12.5	10.7	106.7
2	2	PFPeA	263.1 > 218.9	8.78e3	1.01e4		1.0000	2.33	2.33	10.9	10.3	103.2
3	3	PFBS	299.0 > 79.7	1.98e3	1.34e3		1.0000	2.60	2.61	18.5	10.0	100.2
4	4	PFHxA	313.2 > 268.9	1.10e4	3.07e3		1.0000	3.10	3.10	18.0	11.0	109.9
5	5	PFHpA	363.0 > 318.9	8.58e3	8.41e3		1.0000	3.70	3.71	12.8	9.81	98.1
6	6	L-PFHxS	398.9 > 79.6	1.38e3	1.05e3		1.0000	3.86	3.86	16.5	9.51	95.1
7	9	L-PFOA	413 > 368.7	9.96e3	1.18e4		1.0000	4.23	4.23	10.6	10.8	107.8
8	12	PFNA	463.0 > 418.8	8.43e3	8.69e3		1.0000	4.66	4.67	12.1	10.3	103.1
9	14	L-PFOS	499 > 79.9	2.23e3	2.45e3		1.0000	4.75	4.75	11.4	11.8	117.5
10	31	13C3-PFBA	216.1 > 171.8	8.26e3	9.26e3	0.873	1.0000	1.36	1.37	11.2	12.8	102.2
11	32	13C3-PFPeA	266. > 221.8	1.01e4	1.11e4	0.920	1.0000	2.33	2.33	11.4	12.3	98.7
12	33	13C3-PFBS	302. > 98.8	1.34e3	1.11e4	0.118	1.0000	2.60	2.61	1.50	12.8	102.3
13	34	13C2-PFHxA	315 > 269.8	3.07e3	1.11e4	0.713	1.0000	3.10	3.09	3.45	4.84	96.7
14	35	13C4-PFHpA	367.2 > 321.8	8.41e3	1.11e4	0.716	1.0000	3.70	3.71	9.45	13.2	105.6
15	36	18O2-PFHxS	403.0 > 102.6	1.05e3	2.73e3	0.356	1.0000	3.86	3.86	4.81	13.5	108.1
16	38	13C2-PFOA	414.9 > 369.7	1.18e4	9.99e3	1.120	1.0000	4.23	4.23	14.7	13.1	105.1
17	39	13C5-PFNA	468.2 > 422.9	8.69e3	8.70e3	0.879	1.0000	4.66	4.66	12.5	14.2	113.5

70-130

50-150

Vista Analytical Laboratory

Dataset: U:\Q4.PRO\results\180103M1\170103M1-19.qld

Last Altered: Thursday, January 04, 2018 12:45:05 Pacific Standard Time
Printed: Thursday, January 04, 2018 12:45:37 Pacific Standard Time

Method: U:\Q4.PRO\MethDB\PFAS_FULL_80C_010318.mdb 04 Jan 2018 07:53:25
Calibration: U:\Q4.PRO\CurveDB\C18_VAL-PFAS_Q4_01-03-18_SHORTLIST_OLD.cdb 04 Jan 2018 10:09:51

Name: 180103M1_19, Date: 03-Jan-2018, Time: 21:59:04, ID: ST180103M1-9 PFC CS3 17K1708, Description: PFC CS3 17K1708

	#	Name	Trace	Area	IS Area	RRF	Divisor1	Pred.RT	RT	y Axis Resp.	Conc.	%Rec
1	41	13C8-PFOS	507.0 > 79.9	2.45e3	2.58e3	0.961	1.0000	4.75	4.75	11.9	12.3	98.7
2	54	13C4-PFBA	217. > 171.8	9.26e3	9.26e3	1.000	1.0000	1.36	1.37	12.5	12.5	100.0
3	55	13C5-PFHxA	318 > 272.9	1.11e4	1.11e4	1.000	1.0000	3.10	3.10	12.5	12.5	100.0
4	56	13C3-PFHxS	401.9 > 79.9	2.73e3	2.73e3	1.000	1.0000	3.86	3.86	12.5	12.5	100.0
5	57	13C8-PFOA	421.3 > 376	9.99e3	9.99e3	1.000	1.0000	4.23	4.23	12.5	12.5	100.0
6	58	13C9-PFNA	472.2 > 426.9	8.70e3	8.70e3	1.000	1.0000	4.66	4.66	12.5	12.5	100.0
7	59	13C4-PFOS	503 > 79.9	2.58e3	2.58e3	1.000	1.0000	4.75	4.75	12.5	12.5	100.0

Quantify Compound Summary Report **MassLynx MassLynx V4.1 SCN945 SCN960**
Vista Analytical Laboratory

Dataset: Untitled

Last Altered: Thursday, January 04, 2018 12:47:00 Pacific Standard Time
Printed: Thursday, January 04, 2018 12:48:31 Pacific Standard Time

Method: U:\Q4.PRO\MethDB\PFAS_FULL_80C_010318.mdb 04 Jan 2018 07:53:25
Calibration: U:\Q4.PRO\CurveDB\C18_VAL-PFAS_Q4_01-03-18_SHORTLIST_OLD.cdb 04 Jan 2018 10:09:51

Compound name: PFBA

	Name	ID	Acq.Date	Acq.Time
1	180103M1_1	IPA	03-Jan-18	18:37:54
2	180103M1_2	ST180103M1-1 PFC CS-2 17K2806	03-Jan-18	18:49:02
3	180103M1_3	ST180103M1-2 PFC CS-1 17K2807	03-Jan-18	19:00:13
4	180103M1_4	ST180103M1-3 PFC CS1 17K2814	03-Jan-18	19:11:24
5	180103M1_5	ST180103M1-4 PFC CS2 17K2809	03-Jan-18	19:22:34
6	180103M1_6	ST180103M1-5 PFC CS3 17K1708	03-Jan-18	19:33:45
7	180103M1_7	ST180103M1-6 PFC CS4 17K2811	03-Jan-18	19:44:56
8	180103M1_8	ST180103M1-7 PFC CS5 17K2812	03-Jan-18	19:56:06
9	180103M1_9	ST180103M1-8 PFC CS6 17K2817	03-Jan-18	20:07:17
10	180103M1_10	IPA	03-Jan-18	20:18:28
11	180103M1_11	ICV180103M1-1 PFC ICV 17L2813	03-Jan-18	20:29:39
12	180103M1_12	B7K0141-BS1 OPR 0.125	03-Jan-18	20:40:49
13	180103M1_13	B7K0141-BSD1 LCS Dup 0.125	03-Jan-18	20:52:00
14	180103M1_14	IPA	03-Jan-18	21:03:11
15	180103M1_15	B7K0141-BLK1 Method Blank 0.125	03-Jan-18	21:14:21
16	180103M1_16	1701715-04@10X I001BC50S-171114 0.10565	03-Jan-18	21:25:32
17	180103M1_17	1701715-06 I001MW50X-171114 0.12154	03-Jan-18	21:36:42
18	180103M1_18	IPA	03-Jan-18	21:47:54
19	180103M1_19	ST180103M1-9 PFC CS3 17K1708	03-Jan-18	21:59:04
20	180103M1_20	IPA	03-Jan-18	22:10:15

Quantify Sample Report **MassLynx MassLynx V4.1 SCN945 SCN960**
Vista Analytical Laboratory

Dataset: U:\Q4.PRO\results\180103M1\170103M1-19.qld

Last Altered: Thursday, January 04, 2018 12:45:05 Pacific Standard Time
Printed: Thursday, January 04, 2018 12:45:18 Pacific Standard Time

Method: U:\Q4.PRO\MethDB\PFAS_FULL_80C_010318.mdb 04 Jan 2018 07:53:25
Calibration: U:\Q4.PRO\CurveDB\C18_VAL-PFAS_Q4_01-03-18_SHORTLIST_OLD.cdb 04 Jan 2018 10:09:51

Name: 180103M1_19, Date: 03-Jan-2018, Time: 21:59:04, ID: ST180103M1-9 PFC CS3 17K1708, Description: PFC CS3 17K1708

PFBA

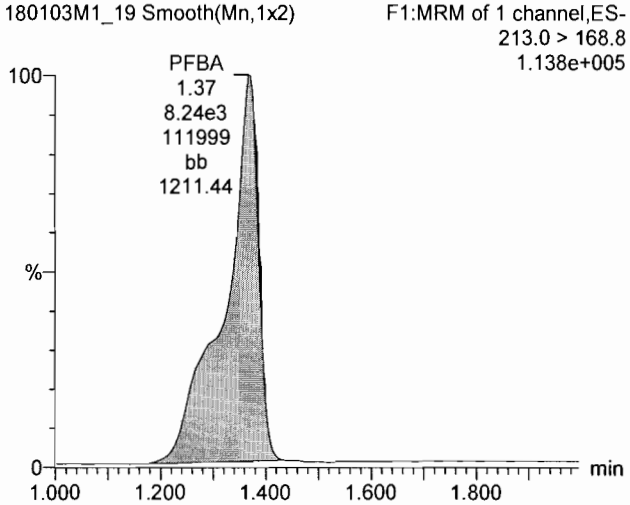

PFPeA

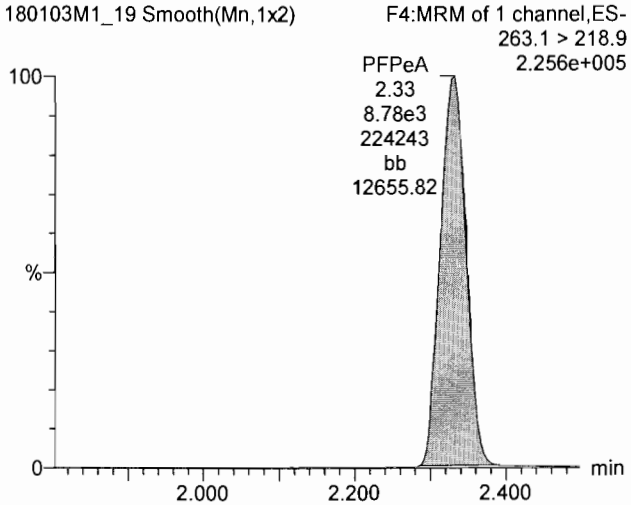

PFBS

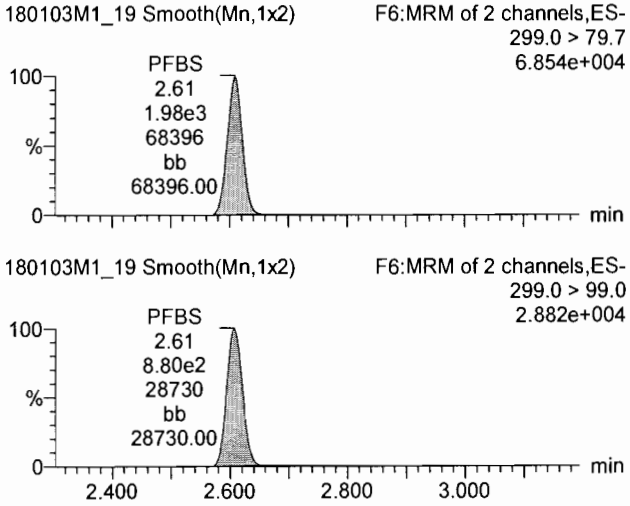

13C3-PFBA

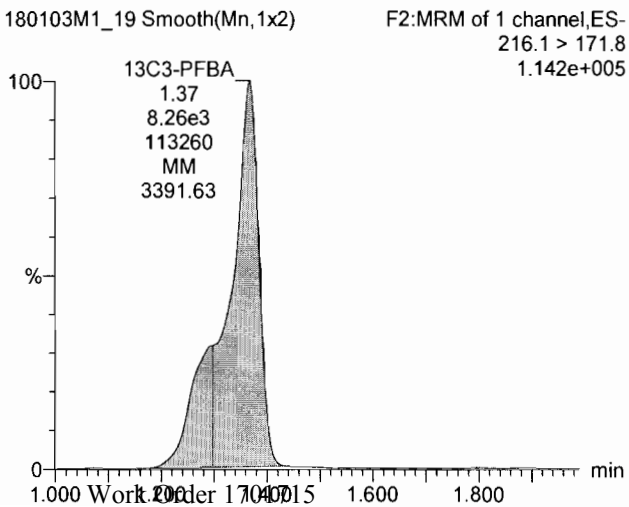

13C3-PFPeA

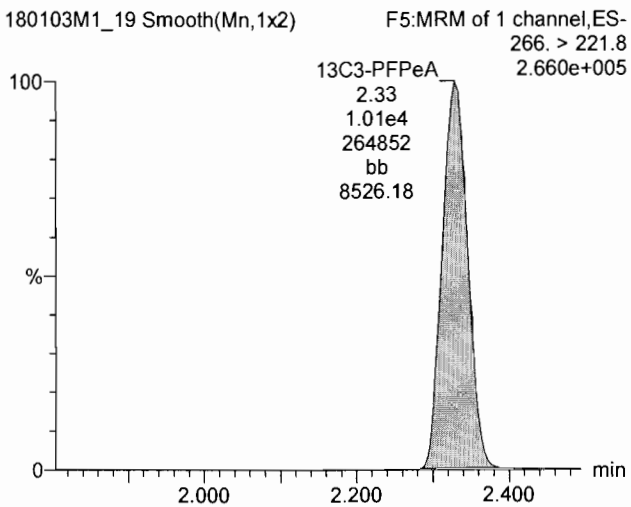

13C3-PFBS

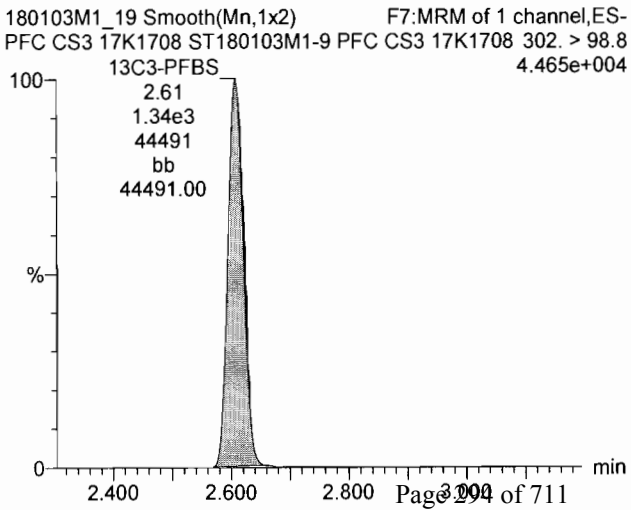

Dataset: U:\Q4.PRO\results\180103M1\170103M1-19.qld

Last Altered: Thursday, January 04, 2018 12:45:05 Pacific Standard Time
Printed: Thursday, January 04, 2018 12:45:18 Pacific Standard Time

Name: 180103M1_19, Date: 03-Jan-2018, Time: 21:59:04, ID: ST180103M1-9 PFC CS3 17K1708, Description: PFC CS3 17K1708

PFHxA

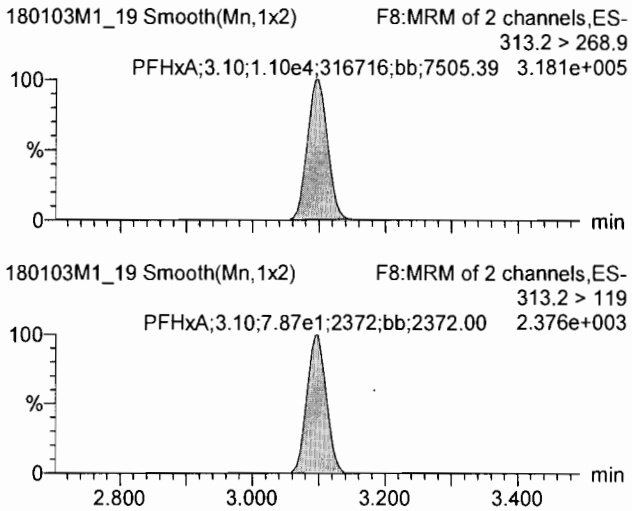

PFHpA

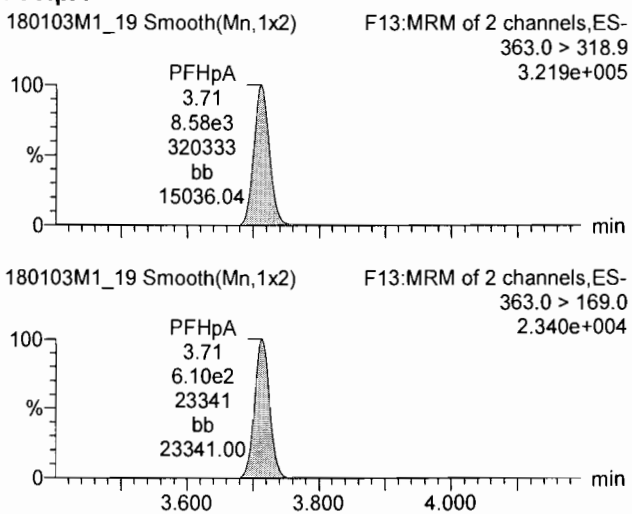

Total PFHxS

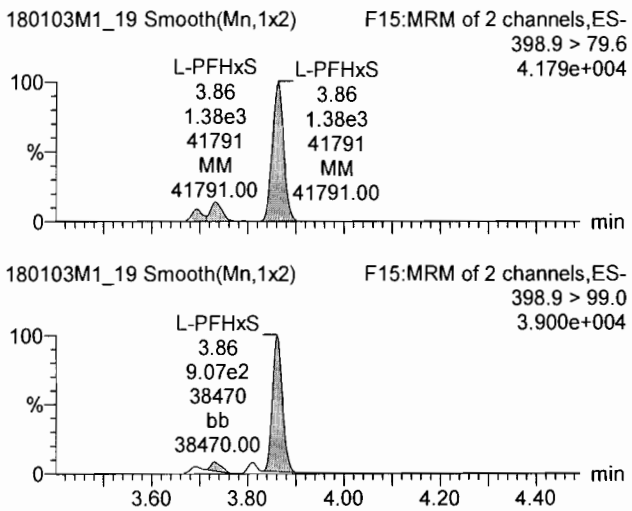

13C2-PFHxA

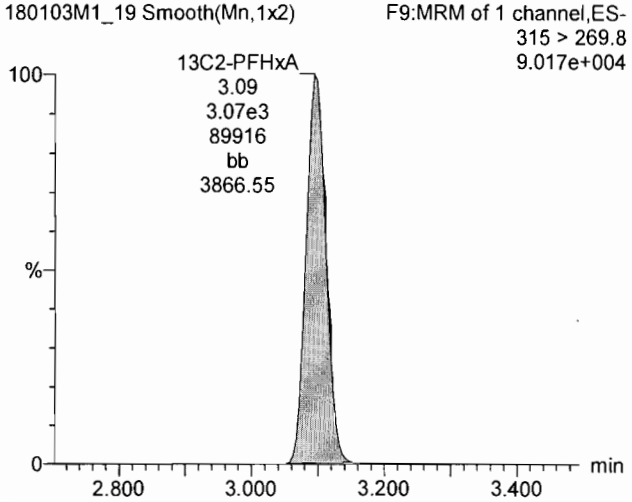

13C4-PFHpA

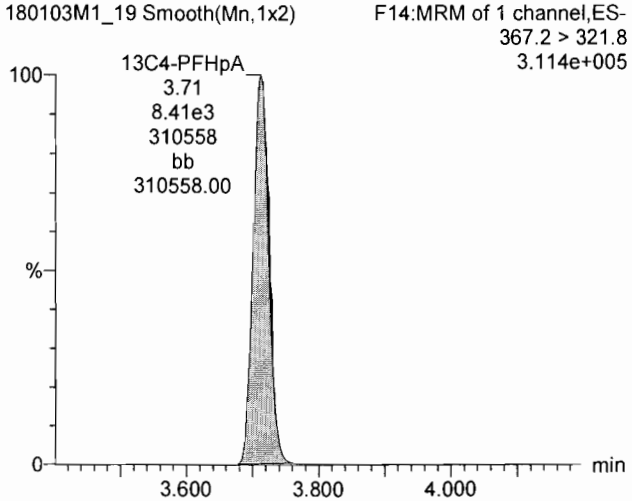

18O2-PFHxS

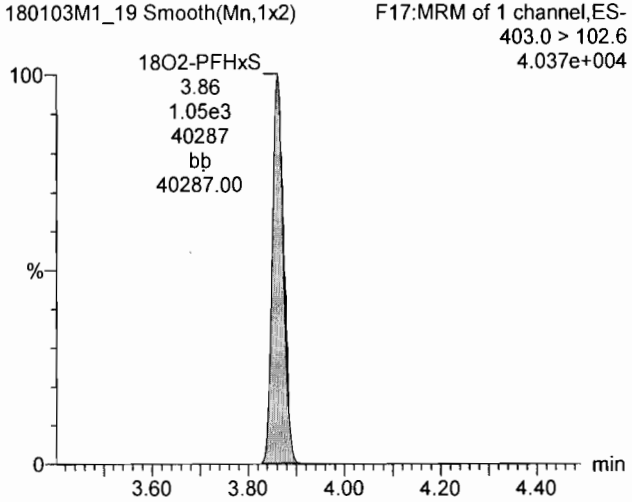

Vista Analytical Laboratory

Dataset: U:\Q4.PRO\results\180103M1\170103M1-19.qld

Last Altered: Thursday, January 04, 2018 12:45:05 Pacific Standard Time
Printed: Thursday, January 04, 2018 12:45:18 Pacific Standard Time

Name: 180103M1_19, Date: 03-Jan-2018, Time: 21:59:04, ID: ST180103M1-9 PFC CS3 17K1708, Description: PFC CS3 17K1708

Total PFOA

180103M1_19 Smooth(Mn,1x2) F18:MRM of 2 channels,ES- 413 > 368.7 3.628e+005

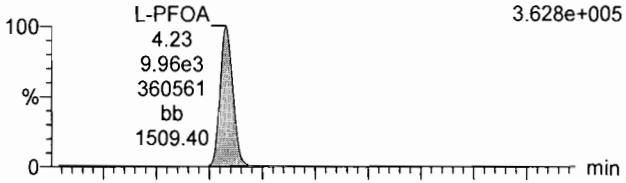

180103M1_19 Smooth(Mn,1x2) F18:MRM of 2 channels,ES- PFC CS3 17K1708 ST180103M1-9 PFC CS3 17K1708 413 > 169 1.140e+005

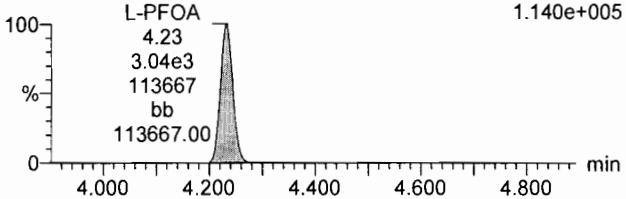

PFNA

180103M1_19 Smooth(Mn,1x2) F24:MRM of 2 channels,ES- 463.0 > 418.8 2.367e+005



180103M1_19 Smooth(Mn,1x2) F24:MRM of 2 channels,ES- 463.0 > 219.0 5.370e+004

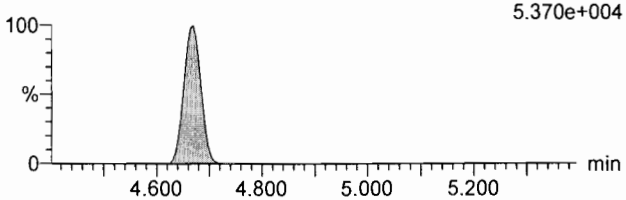

Total PFOS

180103M1_19 Smooth(Mn,1x2) F29:MRM of 2 channels,ES- PFC CS3 17K1708 ST180103M1-9 PFC CS3 17K1708 499 > 79.9 4.777e+004

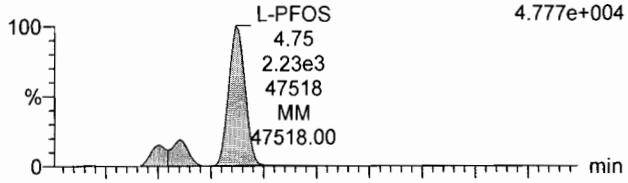

180103M1_19 Smooth(Mn,1x2) F29:MRM of 2 channels,ES- PFC CS3 17K1708 ST180103M1-9 PFC CS3 17K1708 499 > 99 2.986e+004

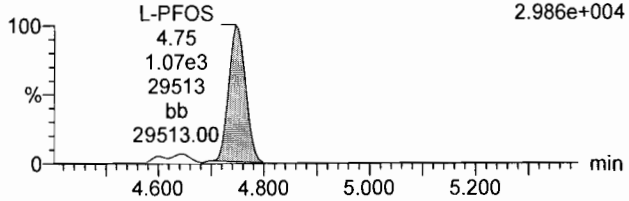

13C2-PFOA

180103M1_19 Smooth(Mn,1x2) F19:MRM of 1 channel,ES- 414.9 > 369.7 4.221e+005

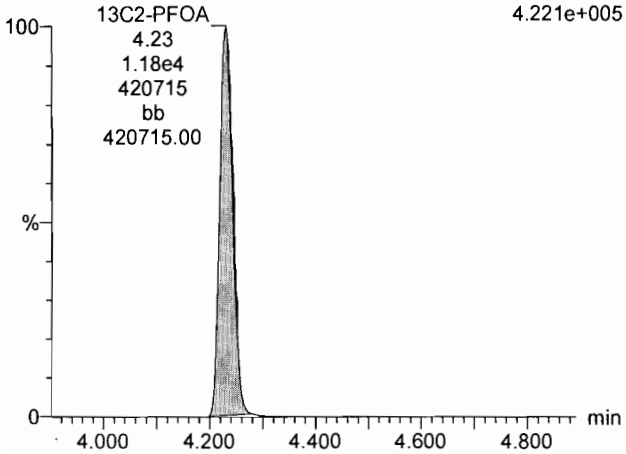

13C5-PFNA

180103M1_19 Smooth(Mn,1x2) F25:MRM of 1 channel,ES- 468.2 > 422.9 2.468e+005

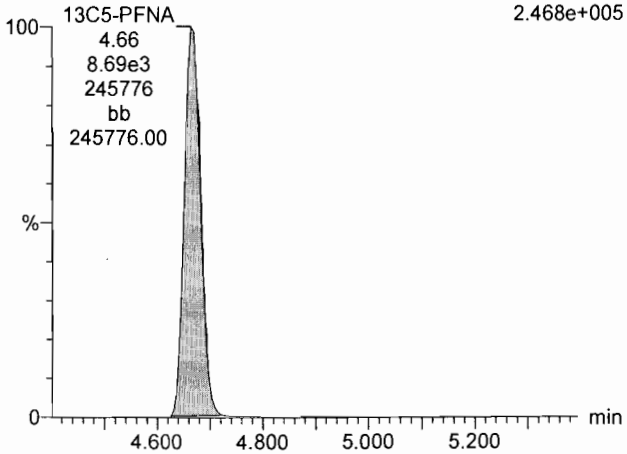

13C8-PFOS

180103M1_19 Smooth(Mn,1x2) F32:MRM of 1 channel,ES- 507.0 > 79.9 6.722e+004

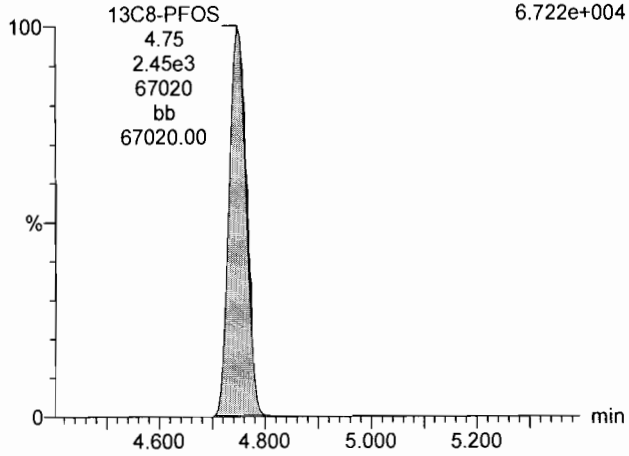

Vista Analytical Laboratory

Dataset: U:\Q4.PRO\results\180103M1\170103M1-19.qld

Last Altered: Thursday, January 04, 2018 12:45:05 Pacific Standard Time
Printed: Thursday, January 04, 2018 12:45:18 Pacific Standard Time

Name: 180103M1_19, Date: 03-Jan-2018, Time: 21:59:04, ID: ST180103M1-9 PFC CS3 17K1708, Description: PFC CS3 17K1708

13C4-PFBA

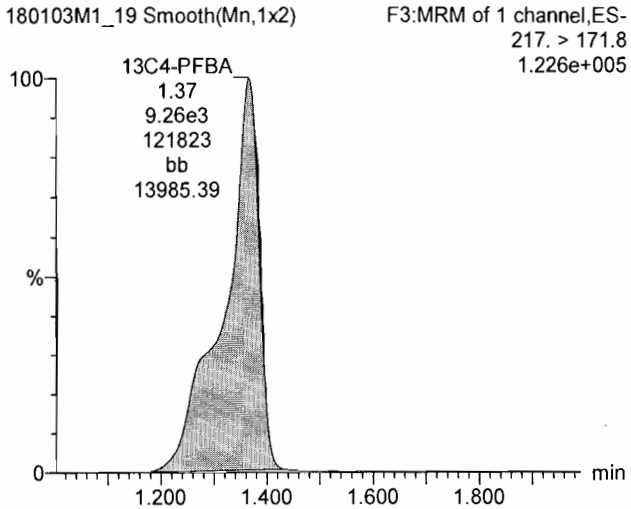

13C5-PFHxA

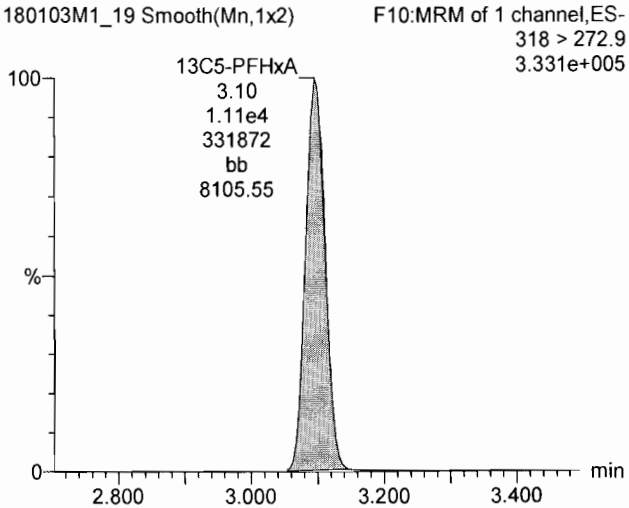

13C3-PFHxS

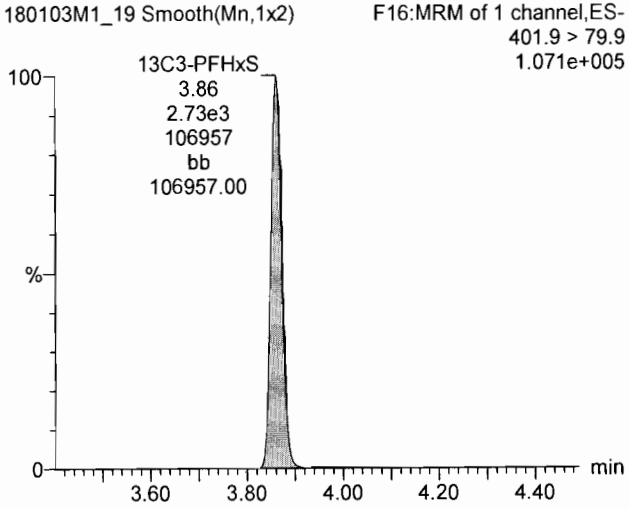

13C8-PFOA

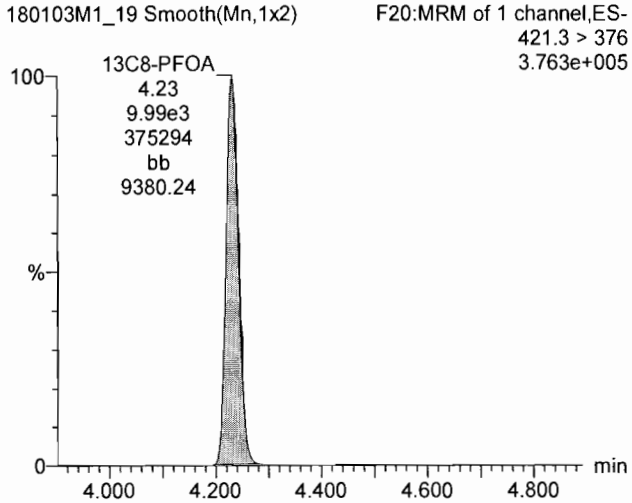

13C9-PFNA

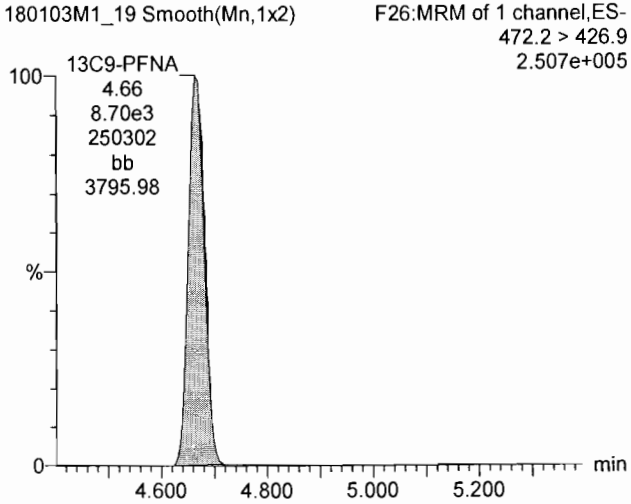

13C4-PFOS

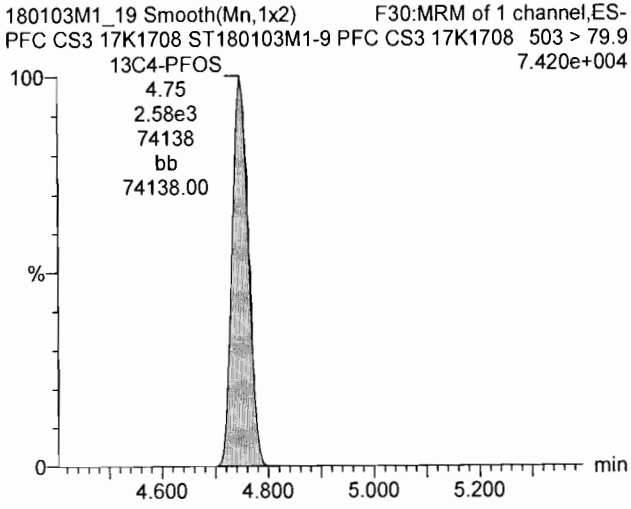

Vista Analytical Laboratory

Dataset: Untitled

Last Altered: Thursday, January 04, 2018 14:11:43 Pacific Standard Time
Printed: Thursday, January 04, 2018 14:11:54 Pacific Standard Time

Method: U:\G1.PRO\MethDB\PFAS_A_171206.mdb 14 Dec 2017 09:07:26
Calibration: U:\G1.PRO\CurveDB\C18_VAL-PFAS_Q1_12-05-17_L9.cdb 06 Dec 2017 10:07:59

Name: 180104G2_03, Date: 04-Jan-2018, Time: 12:34:16, ID: IPA, Description: IPA

PFBA

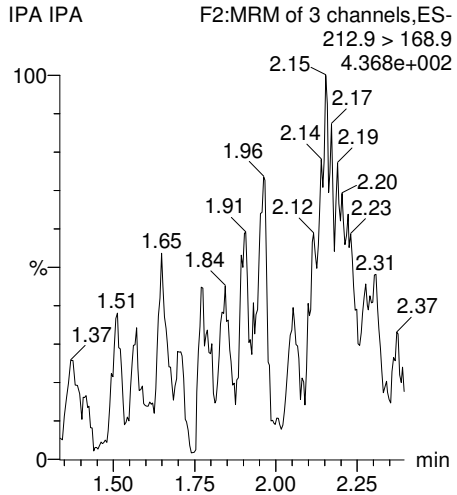

PFPeA

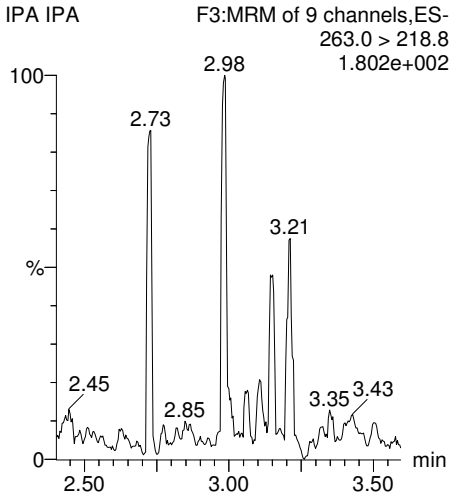

PFBS

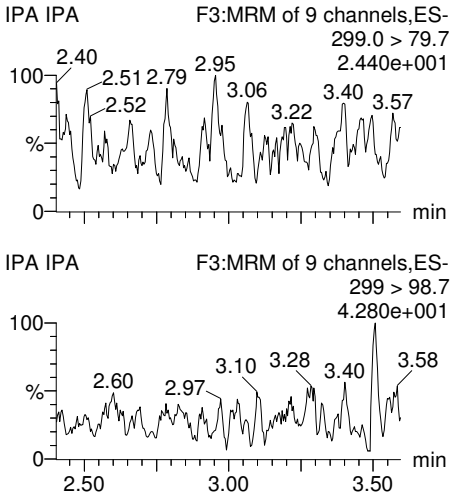

PFHxA

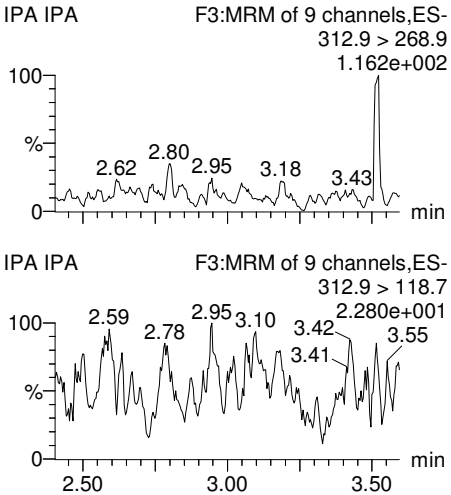

13C3-PFBA

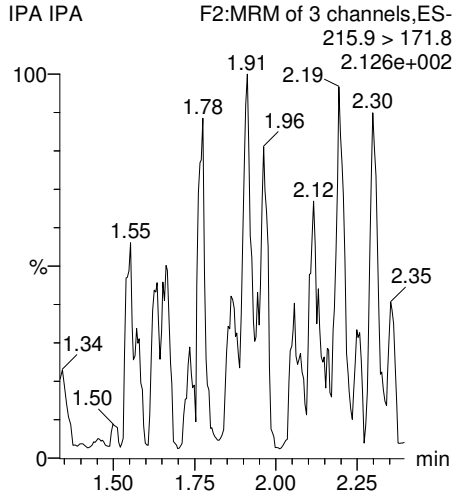

13C3-PFPeA

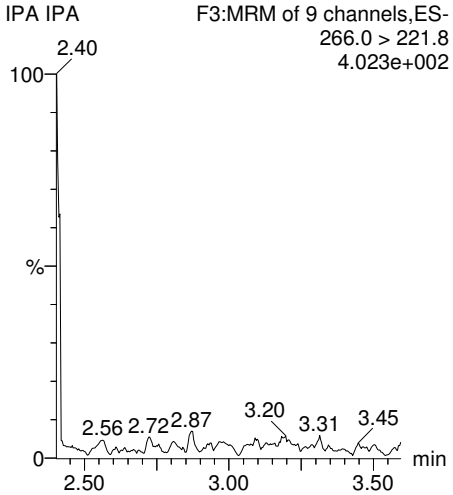

13C3-PFBS

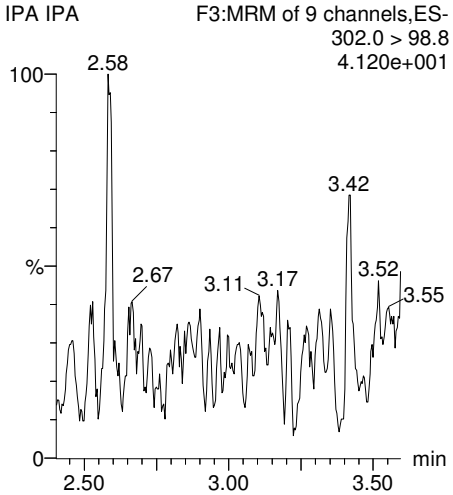

13C2-PFHxA

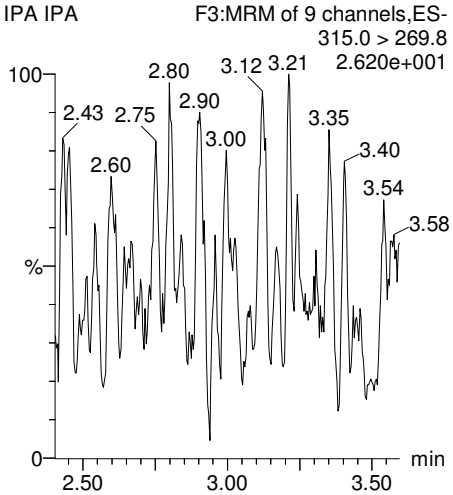

Vista Analytical Laboratory

Dataset: Untitled

Last Altered: Thursday, January 04, 2018 14:11:43 Pacific Standard Time
Printed: Thursday, January 04, 2018 14:11:54 Pacific Standard Time

Name: 180104G2_03, Date: 04-Jan-2018, Time: 12:34:16, ID: IPA, Description: IPA

PFHpA

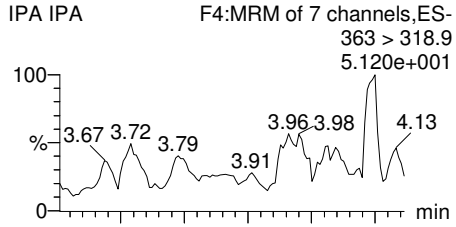

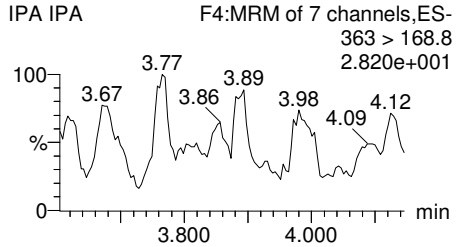

PFHxS

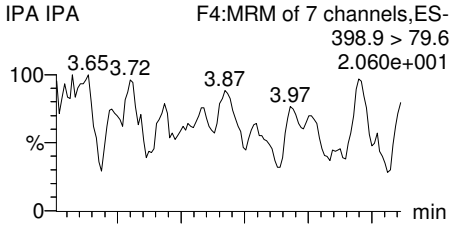

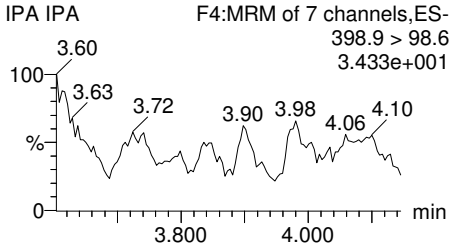

PFOA

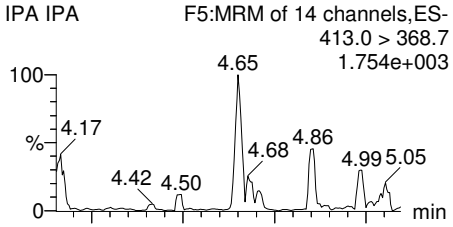

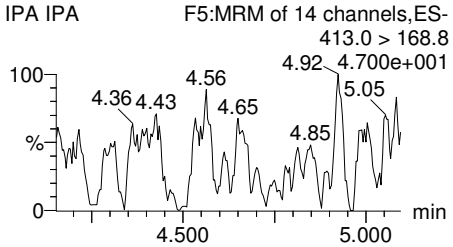

PFNA

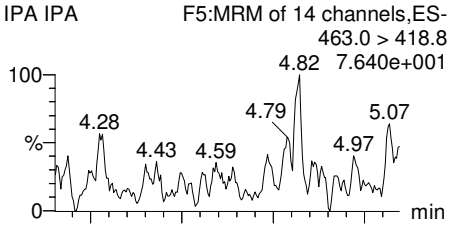

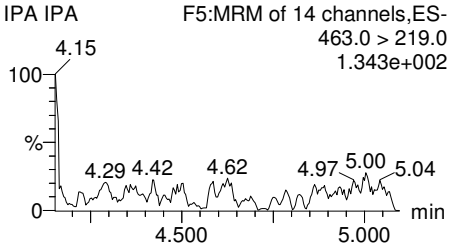

13C4-PFHpA

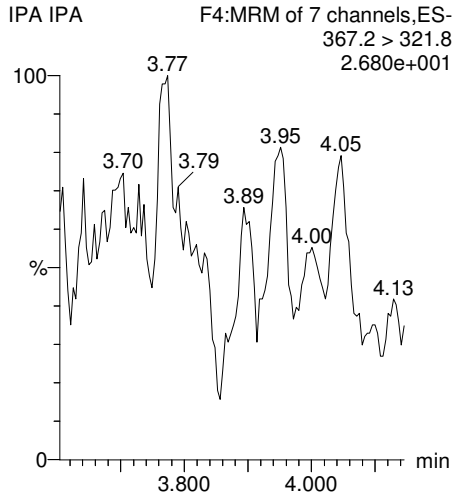

18O2-PFHxS

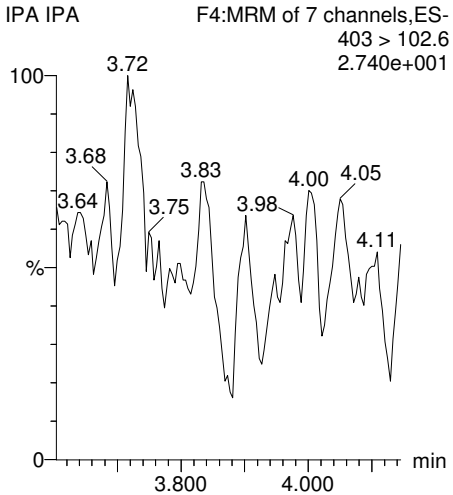

13C2-PFOA

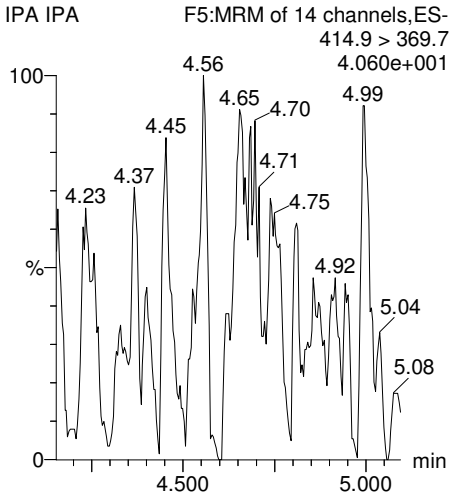

13C5-PFNA

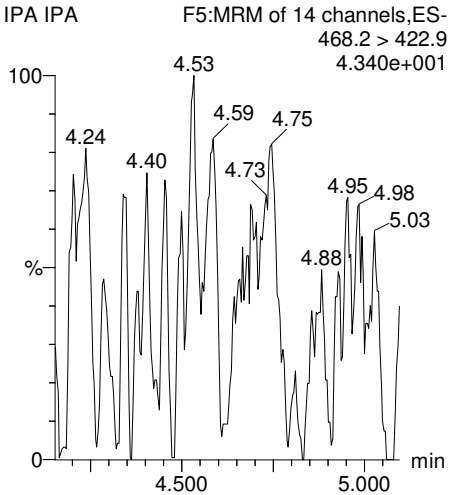

Vista Analytical Laboratory

Dataset: Untitled

Last Altered: Thursday, January 04, 2018 14:11:43 Pacific Standard Time
Printed: Thursday, January 04, 2018 14:11:54 Pacific Standard Time

Name: 180104G2_03, Date: 04-Jan-2018, Time: 12:34:16, ID: IPA, Description: IPA

PFOS

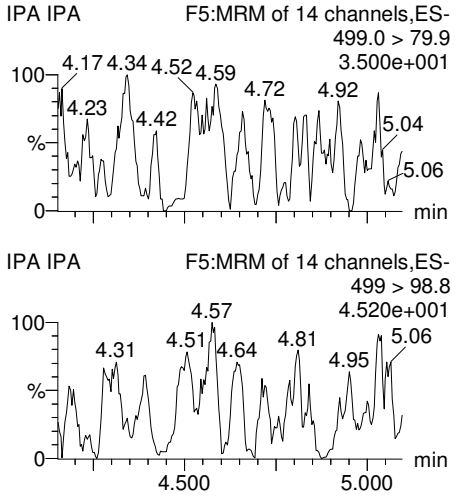

13C4-PFBA

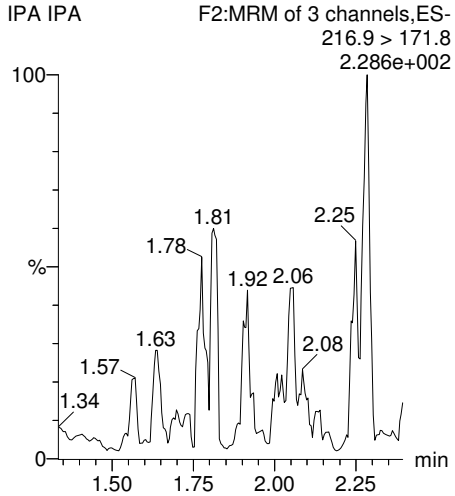

13C5-PFHxA

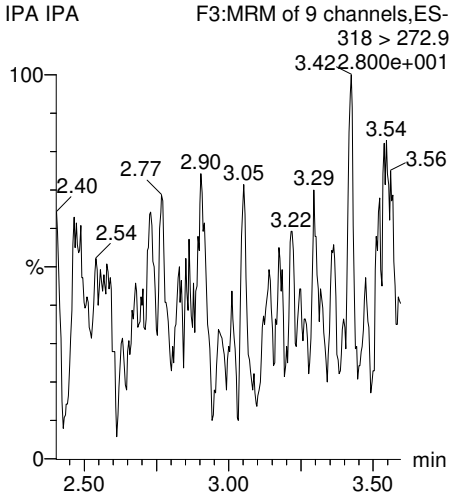

13C3-PFHxS

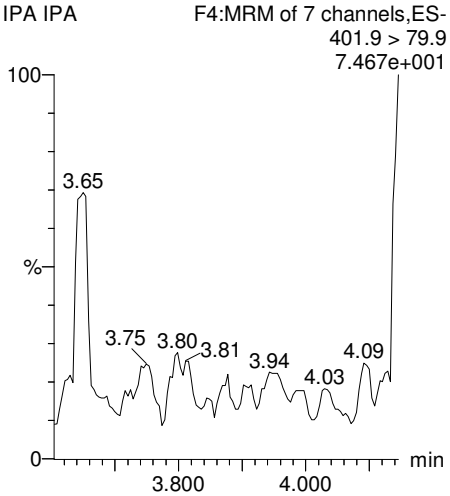

13C8-PFOS

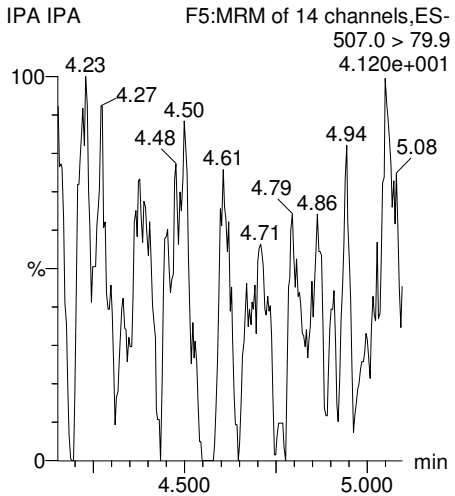

13C8-PFOA

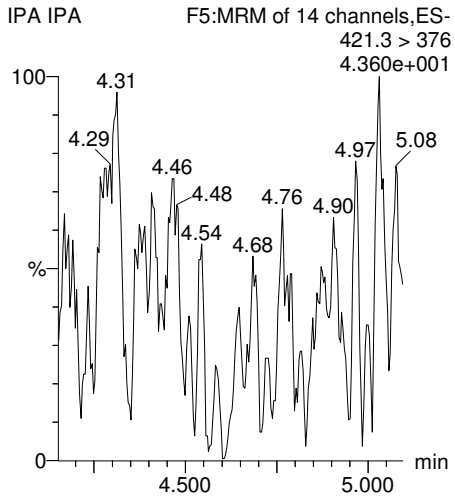

13C9-PFNA

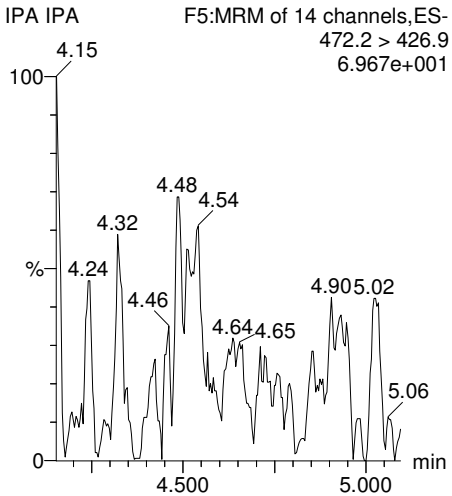

13C4-PFOS

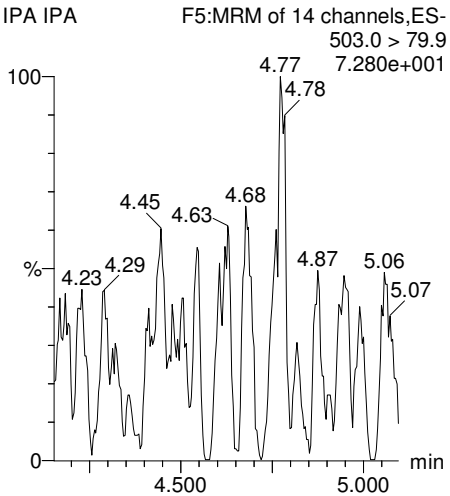

Vista Analytical Laboratory

Dataset: U:\G1.PRO\Results\2018\180104G2\180104G2-1.qld

Last Altered: Thursday, January 04, 2018 12:35:18 Pacific Standard Time
Printed: Thursday, January 04, 2018 12:37:59 Pacific Standard Time

(A) Below limit criteria, not used.

Method: U:\G1.PRO\MethDB\PFAS_A_171206.mdb 14 Dec 2017 09:07:26
Calibration: U:\G1.PRO\CurveDB\C18_VAL-PFAS_Q1_12-05-17_L9.cdb 06 Dec 2017 10:07:59

Name: 180104G2_02, Date: 04-Jan-2018, Time: 12:21:37, ID: ST180104G2-1 PFC CS-1 17K1704, Description: PFC CS-1 17K1704

	#	Name	Trace	Area	IS Area	Wt./Vol.	RRF	Pred.RT	RT	y Axis Resp.	Conc.	%Rec
1	1	PFBA	212.9 > 168.9	1.24e3	5.30e4	1.00000		1.83	1.84	0.291	0.504	100.9
2	2	PFPeA	263.0 > 218.8	7.00e2	1.78e4	1.00000		2.79	2.79	0.490	0.301	(A) 60.2
3	3	PFBS	299.0 > 79.7	5.39e2	8.59e3	1.00000		3.05	3.05	0.784	0.464	92.7
4	4	PFHxA	312.9 > 268.9	1.08e3	1.57e4	1.00000		3.40	3.40	0.345	0.452	90.4
5	5	PFHpA	363 > 318.9	1.78e3	1.95e4	1.00000		3.92	3.92	1.14	0.516	103.3
6	6	PFHxS	398.9 > 79.6	6.15e2	8.94e3	1.00000		4.04	4.05	0.860	0.446	89.2
7	7	PFOA	413.0 > 368.7	2.11e3	4.04e4	1.00000		4.34	4.34	0.651	0.489	97.9
8	8	PFNA	463.0 > 418.8	1.03e3	1.20e4	1.00000		4.69	4.68	1.07	0.531	106.3
9	9	PFOS	499.0 >79.9	3.33e2	9.80e3	1.00000		4.75	4.76	0.424	0.438	87.5
10	11	13C3-PFBA	215.9 > 171.8	5.30e4	3.18e4	1.00000	1.717	1.83	1.83	20.8	12.1	97.1
11	12	13C3-PFBS	302.0 > 98.8	8.59e3	3.74e4	1.00000	0.224	3.40	3.05	2.87	12.8	102.8
12	13	13C3-PFPeA	266.0 > 221.8	1.78e4	3.74e4	1.00000	0.450	2.75	2.79	5.97	13.2	106.0
13	14	13C2-PFHxA	315.0 > 269.8	1.57e4	3.74e4	1.00000	1.071	3.40	3.40	5.25	4.90	98.0
14	15	13C4-PFHpA	367.2 > 321.8	1.95e4	3.74e4	1.00000	0.465	3.92	3.92	6.52	14.0	112.2
15	16	18O2-PFHxS	403 > 102.6	8.94e3	1.88e4	1.00000	0.482	4.04	4.04	5.96	12.3	98.8
16	17	13C2-PFOA	414.9 > 369.7	4.04e4	1.16e4	1.00000	4.966	4.34	4.34	43.5	8.77	70.1
17	18	13C5-PFNA	468.2 > 422.9	1.20e4	1.33e4	1.00000	0.931	4.69	4.69	11.2	12.1	96.6
18	20	13C8-PFOS	507.0 > 79.9	9.80e3	9.81e3	1.00000	0.975	4.75	4.75	12.5	12.8	102.5
19	21	13C4-PFBA	216.9 > 171.8	3.18e4	3.18e4	1.00000	1.000	1.77	1.83	12.5	12.5	100.0
20	22	13C5-PFHxA	318>272.9	3.74e4	3.74e4	1.00000	1.000	3.39	3.40	12.5	12.5	100.0
21	23	13C3-PFHxS	401.9 > 79.9	1.88e4	1.88e4	1.00000	1.000	4.05	4.04	12.5	12.5	100.0
22	24	13C8-PFOA	421.3 > 376	1.16e4	1.16e4	1.00000	1.000	4.30	4.34	12.5	12.5	100.0
23	25	13C9-PFNA	472.2 > 426.9	1.33e4	1.33e4	1.00000	1.000	4.94	4.69	12.5	12.5	100.0
24	26	13C4-PFOS	503.0 > 79.9	9.81e3	9.81e3	1.00000	1.000	4.72	4.75	12.5	12.5	100.0

70-130

~~70-13~~ 50-150

1/4/18

1/4/18

01/04/2018

Vista Analytical Laboratory

Dataset: Untitled

Last Altered: Thursday, January 04, 2018 13:28:30 Pacific Standard Time
Printed: Thursday, January 04, 2018 13:32:04 Pacific Standard Time

Method: U:\G1.PRO\MethDB\PFAS_A_171206.mdb 14 Dec 2017 09:07:26
Calibration: U:\G1.PRO\CurveDB\C18_VAL-PFAS_Q1_12-05-17_L9.cdb 06 Dec 2017 10:07:59

Compound name: PFBA

	Name	ID	Acq.Date	Acq.Time
1	180104G2_02	ST180104G2-1 PFC CS-1 17K1704	04-Jan-18	12:21:37
2	180104G2_03	IPA	04-Jan-18	12:34:16
3	180104G2_04	1701715-01 @10X I001MW52S-171113 0.001...	04-Jan-18	12:46:50
4	180104G2_05	IPA	04-Jan-18	12:59:19
5	180104G2_06	ST180104G2-2 PFC CS2 17K1707	04-Jan-18	13:11:55

Vista Analytical Laboratory

Dataset: U:\G1.PRO\Results\2018\180104G2\180104G2-1.qld

Last Altered: Thursday, January 04, 2018 12:35:18 Pacific Standard Time
Printed: Thursday, January 04, 2018 12:37:59 Pacific Standard Time

Method: U:\G1.PRO\MethDB\PFAS_A_171206.mdb 14 Dec 2017 09:07:26
Calibration: U:\G1.PRO\CurveDB\C18_VAL-PFAS_Q1_12-05-17_L9.cdb 06 Dec 2017 10:07:59

Name: 180104G2_02, Date: 04-Jan-2018, Time: 12:21:37, ID: ST180104G2-1 PFC CS-1 17K1704, Description: PFC CS-1 17K1704

PFBA

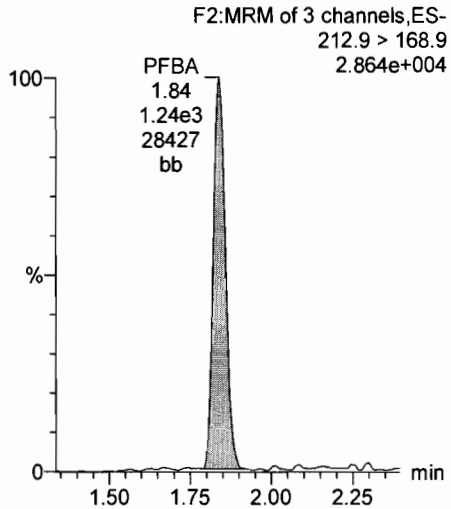

PFPeA

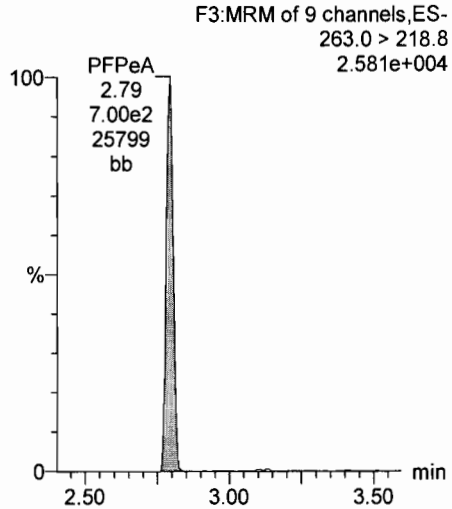

PFBS

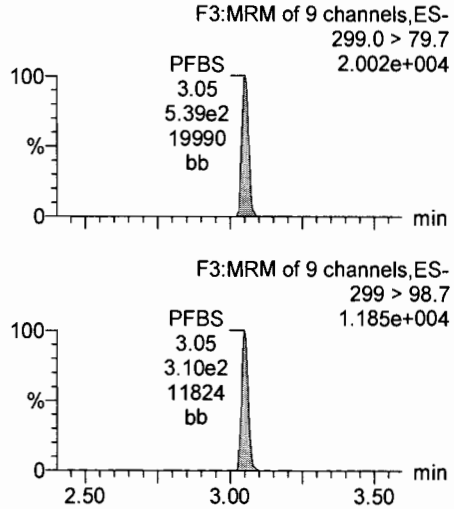

PFHxA

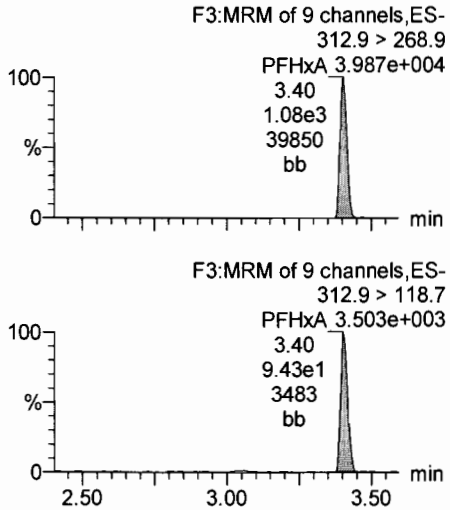

13C3-PFBA

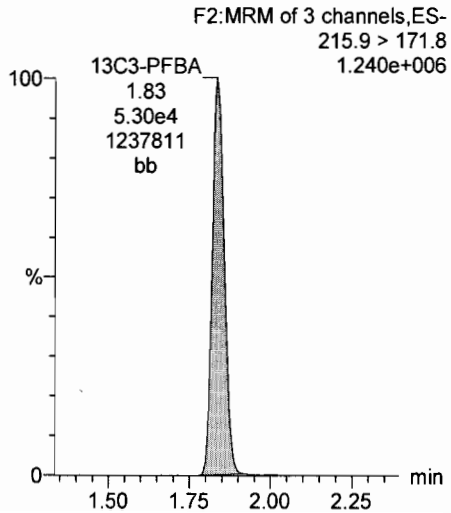

13C3-PFPeA

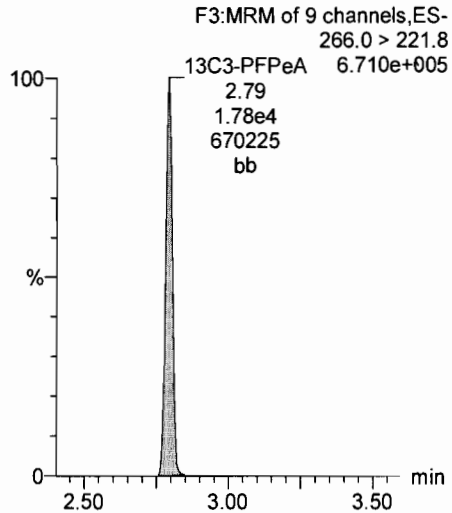

13C3-PFBS

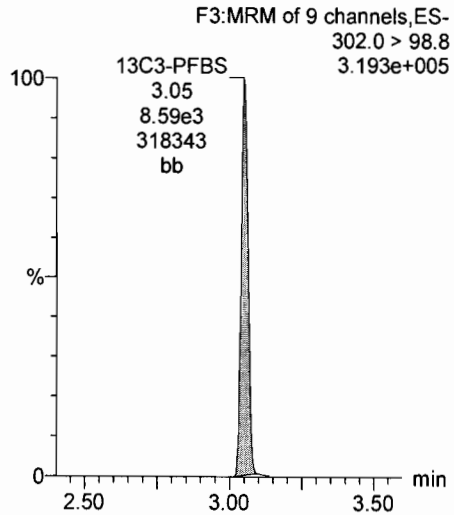

13C2-PFHxA

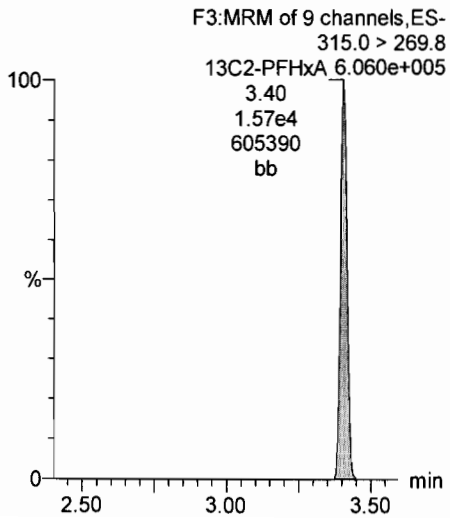

Vista Analytical Laboratory

Dataset: U:\G1.PRO\Results\2018\180104G2\180104G2-1.qld

Last Altered: Thursday, January 04, 2018 12:35:18 Pacific Standard Time
Printed: Thursday, January 04, 2018 12:37:59 Pacific Standard Time

Name: 180104G2_02, Date: 04-Jan-2018, Time: 12:21:37, ID: ST180104G2-1 PFC CS-1 17K1704, Description: PFC CS-1 17K1704

PFHpA

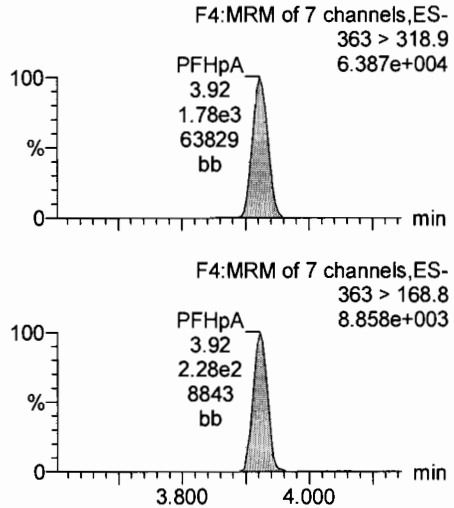

Total PFHxS

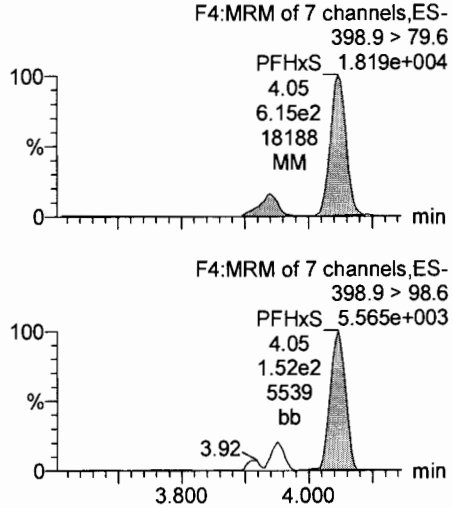

Total PFOA

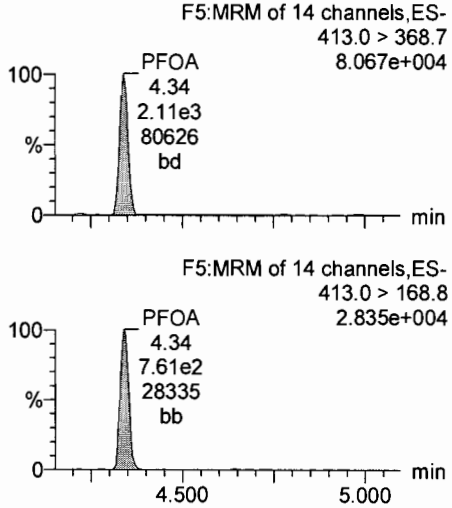

PFNA

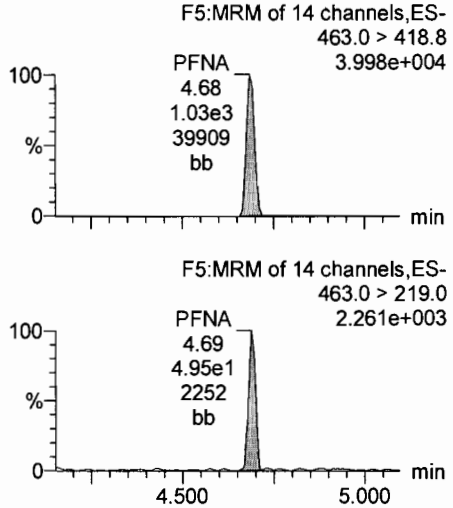

13C4-PFHpA

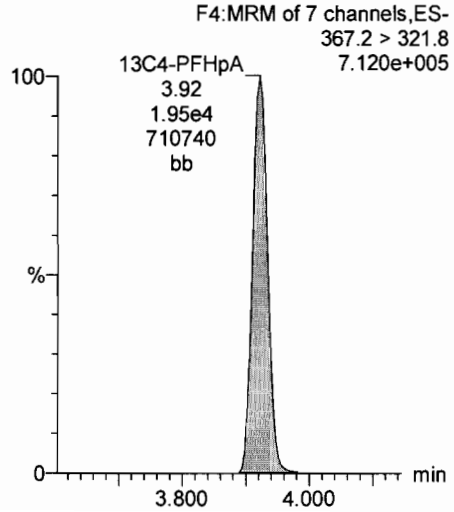

18O2-PFHxS

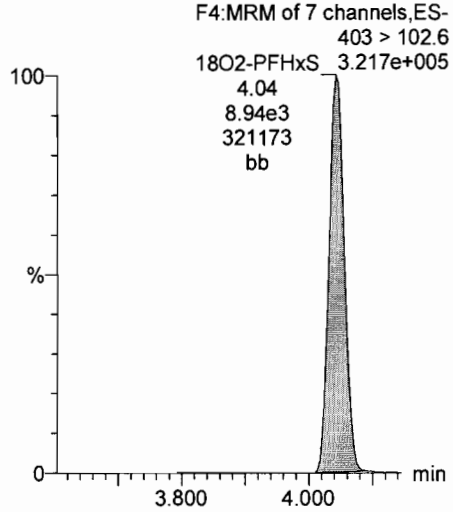

13C2-PFOA

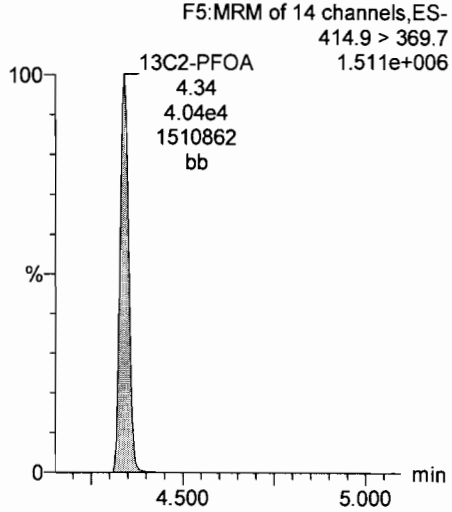

13C5-PFNA

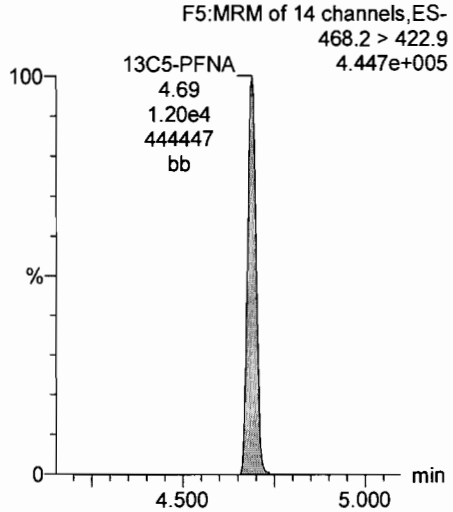

Vista Analytical Laboratory

Dataset: U:\G1.PRO\Results\2018\180104G2\180104G2-1.qld

Last Altered: Thursday, January 04, 2018 12:35:18 Pacific Standard Time
Printed: Thursday, January 04, 2018 12:37:59 Pacific Standard Time

Name: 180104G2_02, Date: 04-Jan-2018, Time: 12:21:37, ID: ST180104G2-1 PFC CS-1 17K1704, Description: PFC CS-1 17K1704

Total PFOS

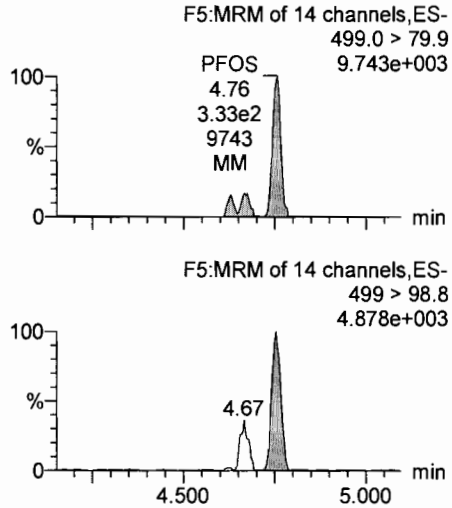

13C4-PFBA

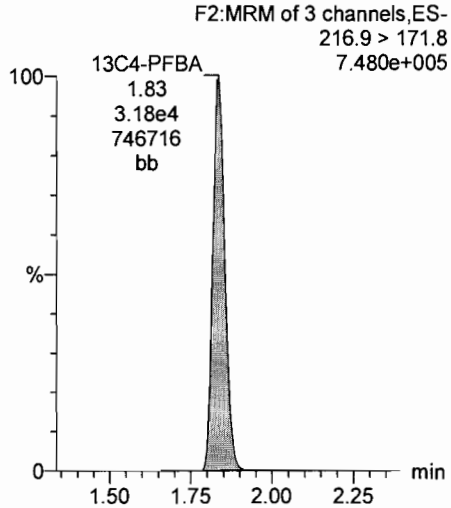

13C5-PFHxA

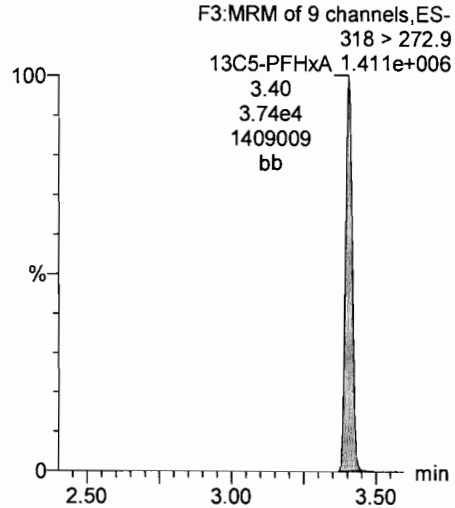

13C3-PFHxS

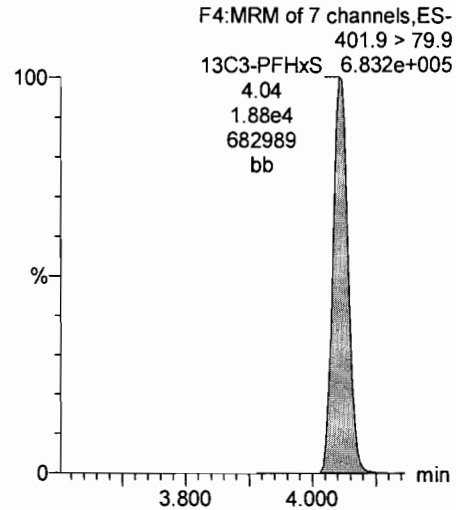

13C8-PFOS

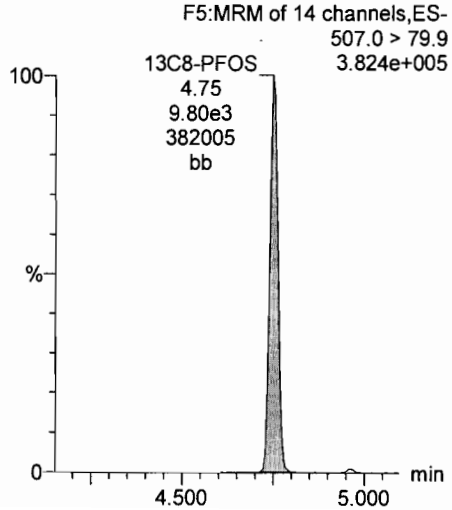

13C8-PFOA

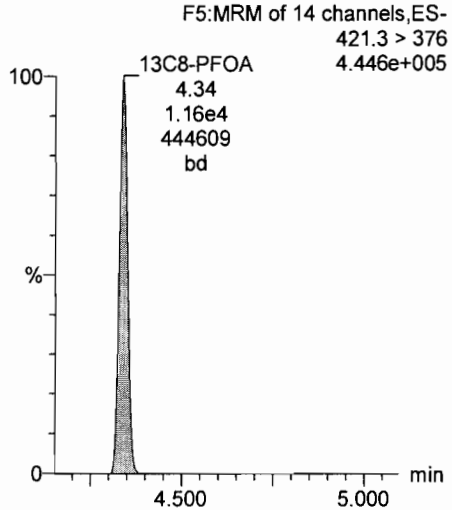

13C9-PFNA

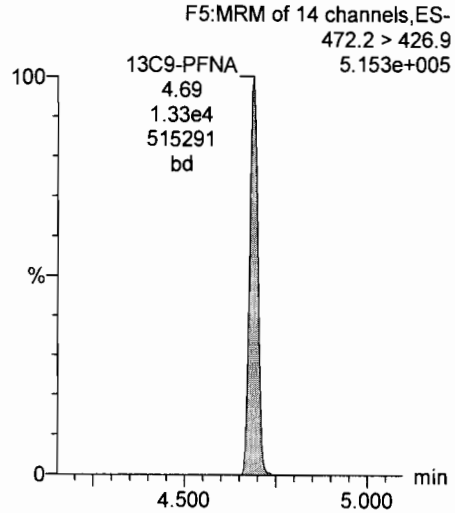

13C4-PFOS

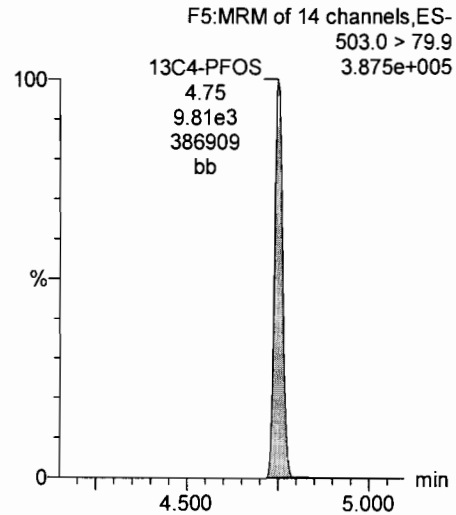

Vista Analytical Laboratory

Dataset: U:\G1.PRO\Results\2018\180104G2\180104G2-6.qld

Last Altered: Thursday, January 04, 2018 13:26:33 Pacific Standard Time
Printed: Thursday, January 04, 2018 13:28:01 Pacific Standard Time

Method: U:\G1.PRO\MethDB\PFAS_A_171206.mdb 14 Dec 2017 09:07:26
Calibration: U:\G1.PRO\CurveDB\C18_VAL-PFAS_Q1_12-05-17_L9.cdb 06 Dec 2017 10:07:59

Name: 180104G2_06, Date: 04-Jan-2018, Time: 13:11:55, ID: ST180104G2-2 PFC CS2 17K1707, Description: PFC CS2 17K1707

	#	Name	Trace	Area	IS Area	Wt./Vol.	RRF	Pred.RT	RT	y Axis Resp.	Conc.	%Rec
1	1	PFBA	212.9 > 168.9	8.98e3	3.92e4	1.00000		1.83	1.83	2.86	5.79	115.7
2	2	PFPeA	263.0 > 218.8	5.52e3	1.26e4	1.00000		2.79	2.79	5.49	5.23	104.5
3	3	PFBS	299.0 > 79.7	4.08e3	6.44e3	1.00000		3.04	3.05	7.92	4.66	93.1
4	4	PFHxA	312.9 > 268.9	7.68e3	1.15e4	1.00000		3.40	3.40	3.34	5.54	110.8
5	5	PFHpA	363 > 318.9	1.19e4	1.41e4	1.00000		3.92	3.92	10.5	4.35	87.1
6	6	PFHxS	398.9 > 79.6	4.49e3	6.26e3	1.00000		4.04	4.04	8.97	5.44	108.8
7	7	PFOA	413.0 > 368.7	9.81e3	2.88e4	1.00000		4.34	4.34	4.26	4.57	91.5
8	8	PFNA	463.0 > 418.8	7.09e3	8.30e3	1.00000		4.68	4.68	10.7	3.79	75.8
9	9	PFOS	499.0 >79.9	3.08e3	7.62e3	1.00000		4.75	4.75	5.05	4.47	89.4
10	11	13C3-PFBA	215.9 > 171.8	3.92e4	2.42e4	1.00000	1.717	1.83	1.83	20.3	11.8	94.4
11	12	13C3-PFBS	302.0 > 98.8	6.44e3	2.80e4	1.00000	0.224	3.40	3.04	2.87	12.8	102.8
12	13	13C3-PFPeA	266.0 > 221.8	1.26e4	2.80e4	1.00000	0.450	2.75	2.79	5.61	12.4	99.6
13	14	13C2-PFHxA	315.0 > 269.8	1.15e4	2.80e4	1.00000	1.071	3.40	3.40	5.13	4.79	95.8
14	15	13C4-PFHpA	367.2 > 321.8	1.41e4	2.80e4	1.00000	0.465	3.92	3.92	6.28	13.5	108.0
15	16	18O2-PFHxS	403 > 102.6	6.26e3	1.39e4	1.00000	0.482	4.04	4.04	5.62	11.7	93.2
16	17	13C2-PFOA	414.9 > 369.7	2.88e4	7.63e3	1.00000	4.966	4.34	4.34	47.2	9.51	76.1
17	18	13C5-PFNA	468.2 > 422.9	8.30e3	8.51e3	1.00000	0.931	4.68	4.68	12.2	13.1	104.8
18	20	13C8-PFOS	507.0 > 79.9	7.62e3	8.49e3	1.00000	0.975	4.75	4.75	11.2	11.5	92.1
19	21	13C4-PFBA	216.9 > 171.8	2.42e4	2.42e4	1.00000	1.000	1.77	1.83	12.5	12.5	100.0
20	22	13C5-PFHxA	318>272.9	2.80e4	2.80e4	1.00000	1.000	3.39	3.40	12.5	12.5	100.0
21	23	13C3-PFHxS	401.9 > 79.9	1.39e4	1.39e4	1.00000	1.000	4.05	4.04	12.5	12.5	100.0
22	24	13C8-PFOA	421.3 > 376	7.63e3	7.63e3	1.00000	1.000	4.30	4.34	12.5	12.5	100.0
23	25	13C9-PFNA	472.2 > 426.9	8.51e3	8.51e3	1.00000	1.000	4.94	4.68	12.5	12.5	100.0
24	26	13C4-PFOS	503.0 > 79.9	8.49e3	8.49e3	1.00000	1.000	4.72	4.75	12.5	12.5	100.0

50-130

50-150

OM 1/4/18

YA. 01/04/2018

Vista Analytical Laboratory

Dataset: Untitled

Last Altered: Thursday, January 04, 2018 13:28:30 Pacific Standard Time
Printed: Thursday, January 04, 2018 13:29:09 Pacific Standard Time

Method: U:\G1.PRO\MethDB\PFAS_A_171206.mdb 14 Dec 2017 09:07:26
Calibration: U:\G1.PRO\CurveDB\C18_VAL-PFAS_Q1_12-05-17_L9.cdb 06 Dec 2017 10:07:59

Compound name: PFBA

	Name	ID	Acq.Date	Acq.Time
1	180104G2_02	ST180104G2-1 PFC CS-1 17K1704	04-Jan-18	12:21:37
2	180104G2_03	IPA	04-Jan-18	12:34:16
3	180104G2_04	1701715-01 @10X I001MW52S-171113 0.001...	04-Jan-18	12:46:50
4	180104G2_05	IPA	04-Jan-18	12:59:19
5	180104G2_06	ST180104G2-2 PFC CS2 17K1707	04-Jan-18	13:11:55

Dataset: U:\G1.PRO\Results\2018\180104G2\180104G2-6.qld

Last Altered: Thursday, January 04, 2018 13:26:33 Pacific Standard Time
Printed: Thursday, January 04, 2018 13:28:01 Pacific Standard Time

Method: U:\G1.PRO\MethDB\PFAS_A_171206.mdb 14 Dec 2017 09:07:26
Calibration: U:\G1.PRO\CurveDB\C18_VAL-PFAS_Q1_12-05-17_L9.cdb 06 Dec 2017 10:07:59

Name: 180104G2_06, Date: 04-Jan-2018, Time: 13:11:55, ID: ST180104G2-2 PFC CS2 17K1707, Description: PFC CS2 17K1707

PFBA

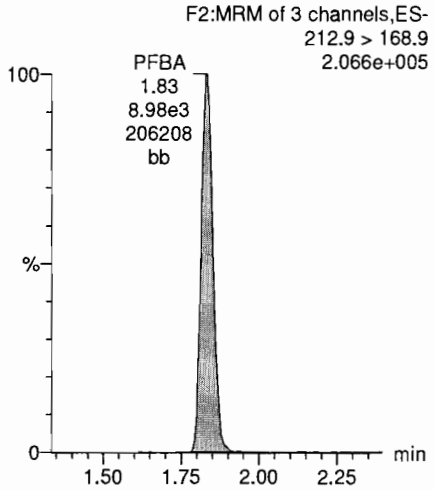

PFPeA

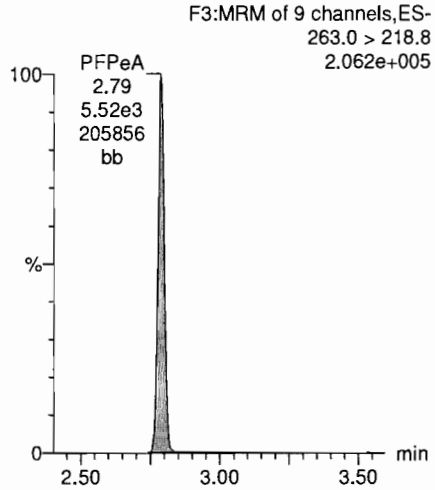

PFBS

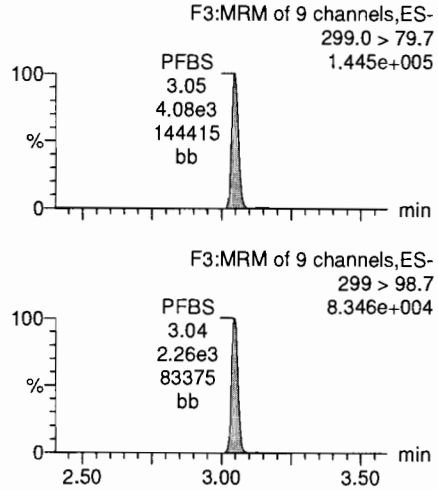

PFHxA

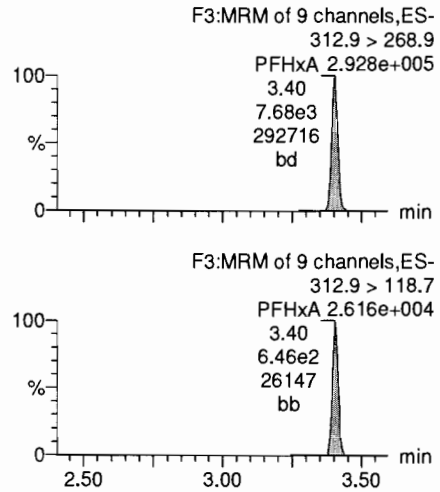

13C3-PFBA

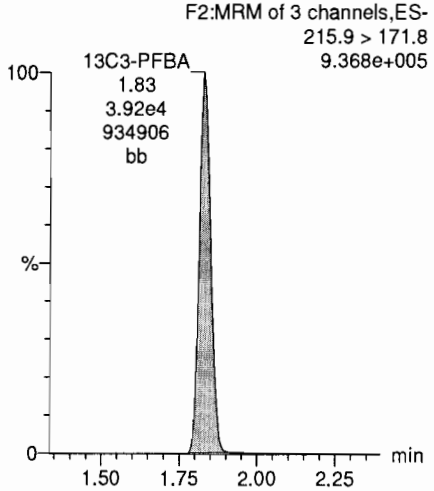

13C3-PFPeA

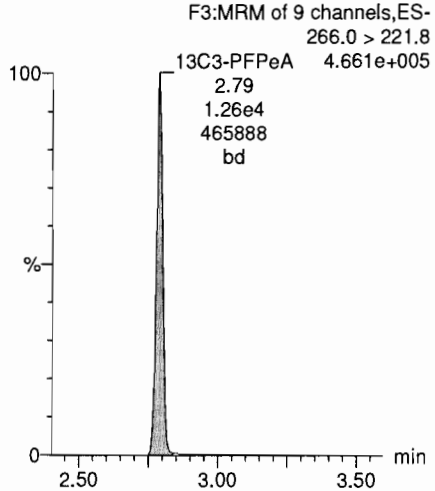

13C3-PFBS

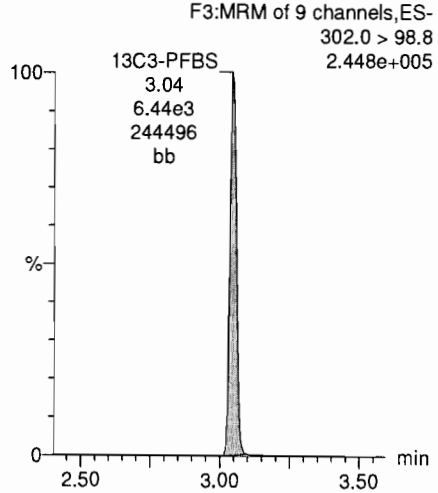

13C2-PFHxA

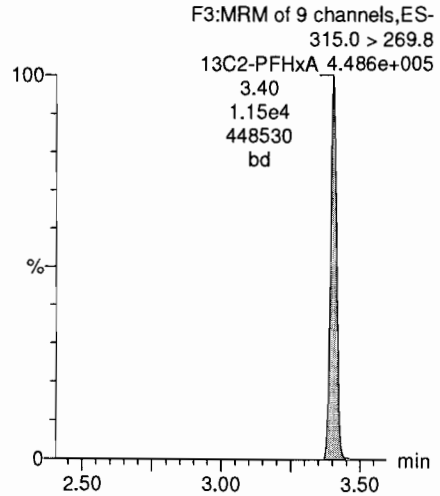

Dataset: U:\G1.PRO\Results\2018\180104G2\180104G2-6.qld

Last Altered: Thursday, January 04, 2018 13:26:33 Pacific Standard Time
Printed: Thursday, January 04, 2018 13:28:01 Pacific Standard Time

Name: 180104G2_06, Date: 04-Jan-2018, Time: 13:11:55, ID: ST180104G2-2 PFC CS2 17K1707, Description: PFC CS2 17K1707

PFHpA

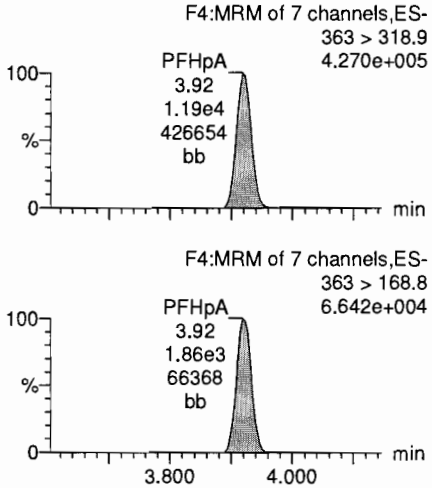

Total PFHxS

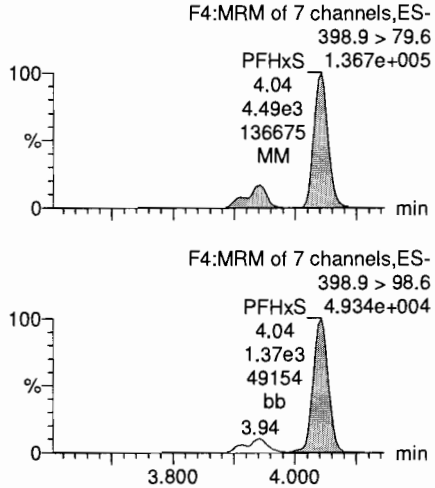

Total PFOA

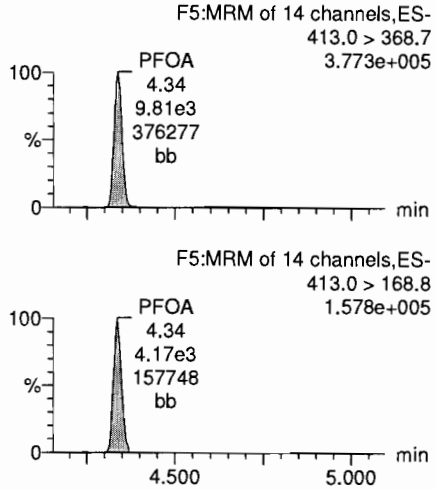

PFNA

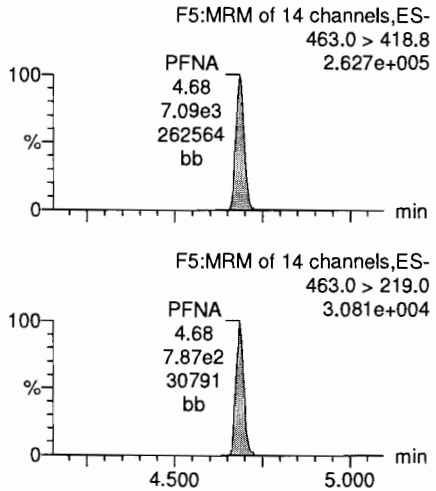

13C4-PFHpA

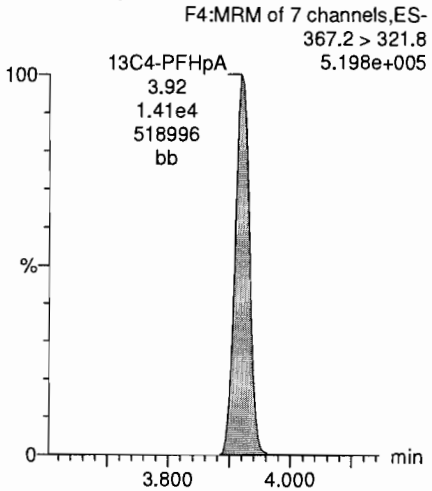

18O2-PFHxS

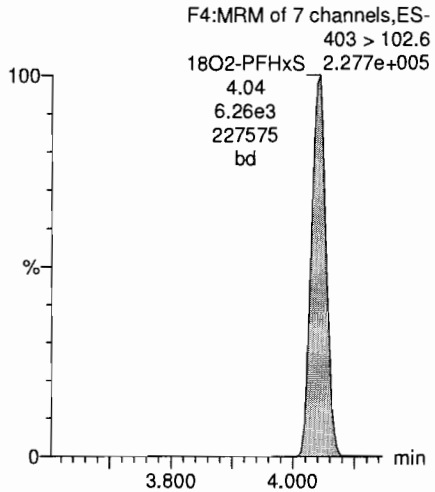

13C2-PFOA

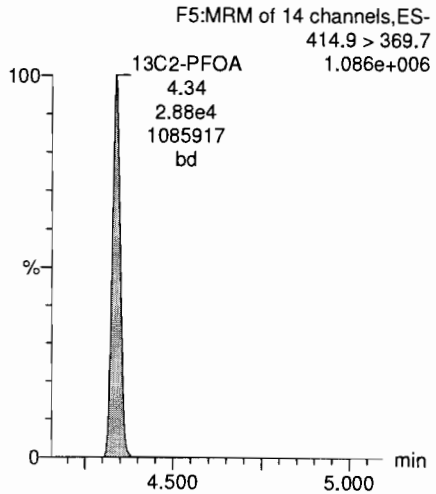

13C5-PFNA

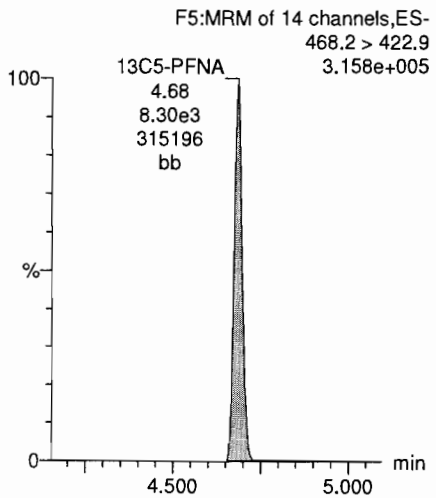

Dataset: U:\G1.PRO\Results\2018\180104G2\180104G2-6.qld

Last Altered: Thursday, January 04, 2018 13:26:33 Pacific Standard Time
Printed: Thursday, January 04, 2018 13:28:01 Pacific Standard Time

Name: 180104G2_06, Date: 04-Jan-2018, Time: 13:11:55, ID: ST180104G2-2 PFC CS2 17K1707, Description: PFC CS2 17K1707

Total PFOS

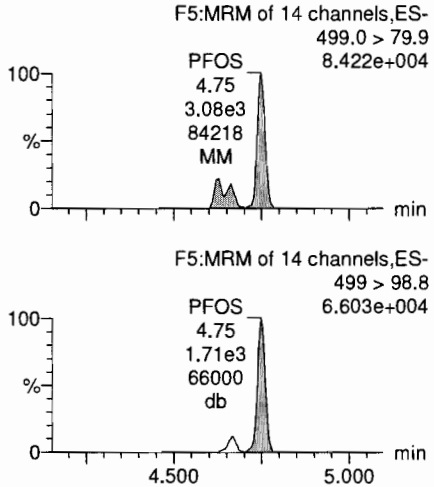

13C4-PFBA

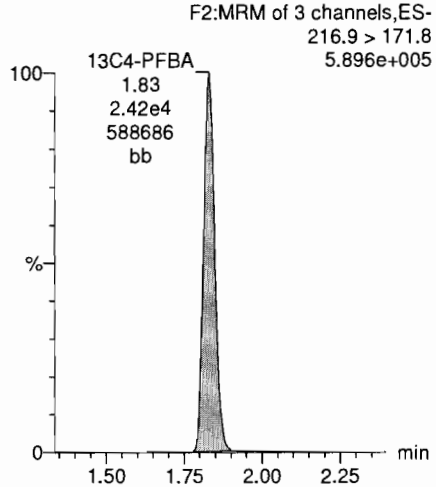

13C5-PFHxA

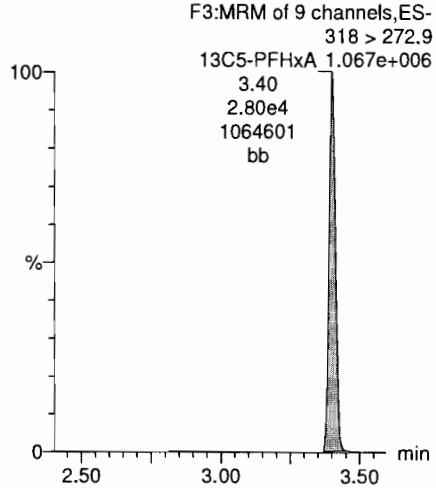

13C3-PFHxS

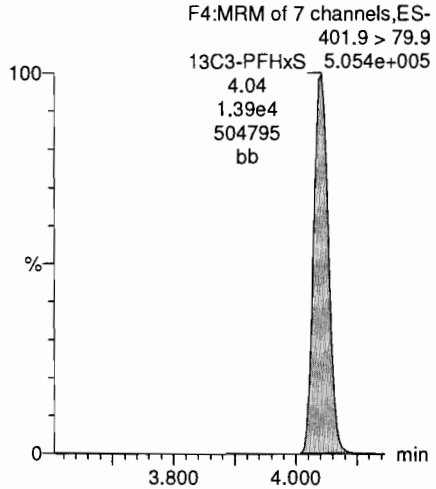

13C8-PFOS

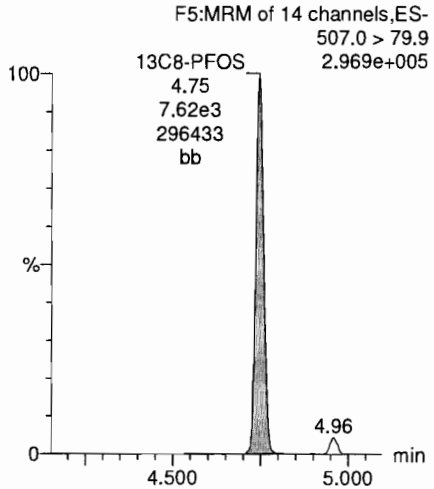

13C8-PFOA

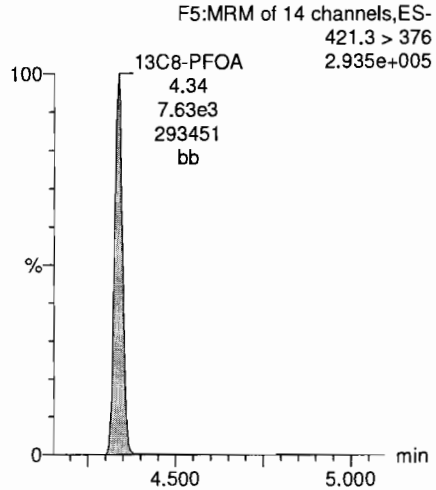

13C9-PFNA

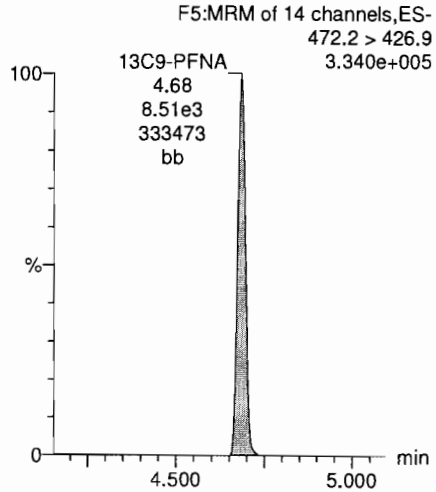

13C4-PFOS

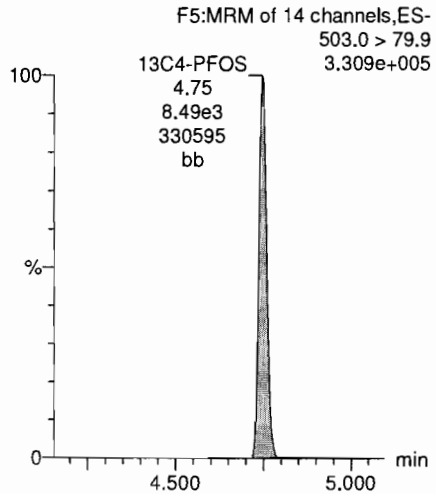

INITIAL CALIBRATION (ICAL)

INCLUDING ASSOCIATED

INITIAL CALIBRATION VERIFICATION (ICV) AND INSTRUMENT BLANK (IB)

Quantify Compound Summary Report **MassLynx MassLynx V4.1 SCN945 SCN960**
Vista Analytical Laboratory

Dataset: U:\Q4.PRO\results\171220M3\171220M3-crv.qld

Last Altered: Thursday, December 21, 2017 13:42:27 Pacific Standard Time
Printed: Thursday, December 21, 2017 14:13:24 Pacific Standard Time

– Not used for 6:2FTS

Method: U:\Q4.PRO\MethDB\PFAS_FULL_80C_122017.mdb 20 Dec 2017 15:48:16
Calibration: U:\Q4.PRO\CurveDB\C18_VAL-PFAS_Q4_12-20-17_OLDRS.cdb 21 Dec 2017 13:42:26

12/21/17
12/22/2017

Compound name: PFBA
Correlation coefficient: r = 0.999133, r^2 = 0.998267
Calibration curve: 1.01483 * x + 0.117385
Response type: Internal Std (Ref 31), Area * (IS Conc. / IS Area)
Curve type: Linear, Origin: Include, Weighting: 1/x, Axis trans: None

	#	Name	Type	Std. Conc	RT	Area	IS Area	Response	Conc.	%Dev	Conc. Flag	CoD	CoD Flag	x=excluded
1	1	171220M3_2	Standard	0.250	1.69	301.430	9901.018	0.381	0.3	3.7	NO	0.998	NO	bb
2	2	171220M3_3	Standard	0.500	1.69	461.490	10352.585	0.557	0.4	-13.3	NO	0.998	NO	MM
3	3	171220M3_4	Standard	1.000	1.69	1187.229	11668.514	1.272	1.1	13.8	NO	0.998	NO	MM
4	4	171220M3_5	Standard	2.000	1.69	1882.311	10565.705	2.227	2.1	3.9	NO	0.998	NO	bb
5	5	171220M3_6	Standard	5.000	1.69	6033.771	12933.427	5.832	5.6	12.6	NO	0.998	NO	bb
6	6	171220M3_7	Standard	10.000	1.69	10677.147	11223.963	11.891	11.6	16.0	NO	0.998	NO	bb
7	7	171220M3_8	Standard	50.000	1.69	44892.074	10615.608	52.861	52.0	3.9	NO	0.998	NO	bb
8	8	171220M3_9	Standard	100.000	1.69	93911.047	10811.907	108.574	106.9	6.9	NO	0.998	NO	bb
9	9	171220M3_10	Standard	250.000	1.69	217818.094	10523.477	258.729	254.8	1.9	NO	0.998	NO	bb
10	10	171220M3_11	Standard	500.000	1.69	473437.875	12047.342	491.226	483.9	-3.2	NO	0.998	NO	bb

Compound name: PFPeA
Correlation coefficient: r = 0.998611, r^2 = 0.997225
Calibration curve: 0.840951 * x + 0.179807
Response type: Internal Std (Ref 32), Area * (IS Conc. / IS Area)
Curve type: Linear, Origin: Exclude, Weighting: 1/x, Axis trans: None

	#	Name	Type	Std. Conc	RT	Area	IS Area	Response	Conc.	%Dev	Conc. Flag	CoD	CoD Flag	x=excluded
1	1	171220M3_2	Standard	0.250	2.68	436.756	16010.337	0.341	0.2	-23.3	NO	0.997	NO	MM
2	2	171220M3_3	Standard	0.500	2.67	611.464	14845.797	0.515	0.4	-20.3	NO	0.997	NO	MM
3	3	171220M3_4	Standard	1.000	2.67	1484.448	17054.555	1.088	1.1	8.0	NO	0.997	NO	MM
4	4	171220M3_5	Standard	2.000	2.67	2299.741	15847.598	1.814	1.9	-2.8	NO	0.997	NO	MM
5	5	171220M3_6	Standard	5.000	2.67	7293.759	17958.592	5.077	5.8	16.5	NO	0.997	NO	MM
6	6	171220M3_7	Standard	10.000	2.67	13694.414	17526.148	9.767	11.4	14.0	NO	0.997	NO	MM
7	7	171220M3_8	Standard	50.000	2.67	56826.859	16585.078	42.830	50.7	1.4	NO	0.997	NO	MM
8	8	171220M3_9	Standard	100.000	2.67	116119.406	16353.847	88.755	105.3	5.3	NO	0.997	NO	MM
9	9	171220M3_10	Standard	250.000	2.67	260381.938	14624.138	222.562	264.4	5.8	NO	0.997	NO	MM

Dataset: U:\Q4.PRO\results\171220M3\171220M3-crv.qld

Last Altered: Thursday, December 21, 2017 13:42:27 Pacific Standard Time
Printed: Thursday, December 21, 2017 14:13:24 Pacific Standard Time

Compound name: PFPeA

	#	Name	Type	Std. Conc	RT	Area	IS Area	Response	Conc.	%Dev	Conc. Flag	CoD	CoD Flag	x=excluded
10	10	171220M3_11	Standard	500.000	2.67	553751.750	17232.648	401.673	477.4	-4.5	NO	0.997	NO	MM

Compound name: PFBS
Correlation coefficient: r = 0.999860, r^2 = 0.999720
Calibration curve: 1.92671 * x + 0.171556
Response type: Internal Std (Ref 33), Area * (IS Conc. / IS Area)
Curve type: Linear, Origin: Exclude, Weighting: 1/x, Axis trans: None

	#	Name	Type	Std. Conc	RT	Area	IS Area	Response	Conc.	%Dev	Conc. Flag	CoD	CoD Flag	x=excluded
1	1	171220M3_2	Standard	0.250	2.94	84.428	1794.284	0.588	0.2	-13.5	NO	1.000	NO	bb
2	2	171220M3_3	Standard	0.500	2.94	148.621	1932.533	0.961	0.4	-18.0	NO	1.000	NO	bb
3	3	171220M3_4	Standard	1.000	2.94	375.352	1991.995	2.355	1.1	13.3	NO	1.000	NO	bb
4	4	171220M3_5	Standard	2.000	2.94	672.001	2001.124	4.198	2.1	4.5	NO	1.000	NO	bb
5	5	171220M3_6	Standard	5.000	2.94	2099.044	2520.310	10.411	5.3	6.3	NO	1.000	NO	bb
6	6	171220M3_7	Standard	10.000	2.94	3642.937	2197.101	20.726	10.7	6.7	NO	1.000	NO	bb
7	7	171220M3_8	Standard	50.000	2.94	14793.749	1851.315	99.887	51.8	3.5	NO	1.000	NO	bb
8	8	171220M3_9	Standard	100.000	2.94	28836.969	1924.904	187.262	97.1	-2.9	NO	1.000	NO	bb
9	9	171220M3_10	Standard	250.000	2.94	69115.750	1789.064	482.904	250.5	0.2	NO	1.000	NO	bb
10	10	171220M3_11	Standard	500.000	2.94	142161.641	1846.095	962.583	499.5	-0.1	NO	1.000	NO	bb

Compound name: PFHxA
Correlation coefficient: r = 0.999296, r^2 = 0.998592
Calibration curve: 1.22759 * x + 0.301166
Response type: Internal Std (Ref 34), Area * (IS Conc. / IS Area)
Curve type: Linear, Origin: Exclude, Weighting: 1/x, Axis trans: None

	#	Name	Type	Std. Conc	RT	Area	IS Area	Response	Conc.	%Dev	Conc. Flag	CoD	CoD Flag	x=excluded
1	1	171220M3_2	Standard	0.250	3.44	542.323	5124.256	0.529	0.2	-25.7	NO	0.999	NO	bb
2	2	171220M3_3	Standard	0.500	3.44	820.245	5424.400	0.756	0.4	-25.9	NO	0.999	NO	bb
3	3	171220M3_4	Standard	1.000	3.44	1830.634	5200.035	1.760	1.2	18.9	NO	0.999	NO	bb
4	4	171220M3_5	Standard	2.000	3.44	2787.012	5604.469	2.486	1.8	-11.0	NO	0.999	NO	bb
5	5	171220M3_6	Standard	5.000	3.44	9053.136	6257.635	7.234	5.6	12.9	NO	0.999	NO	bb
6	6	171220M3_7	Standard	10.000	3.44	18295.369	5788.096	15.804	12.6	26.3	NO	0.999	NO	bb
7	7	171220M3_8	Standard	50.000	3.44	74646.273	5626.591	66.333	53.8	7.6	NO	0.999	NO	bb

Dataset: U:\Q4.PRO\results\171220M3\171220M3-crv.qld

Last Altered: Thursday, December 21, 2017 13:42:27 Pacific Standard Time
Printed: Thursday, December 21, 2017 14:13:24 Pacific Standard Time

Compound name: PFHxA

	#	Name	Type	Std. Conc	RT	Area	IS Area	Response	Conc.	%Dev	Conc. Flag	CoD	CoD Flag	x=excluded
8	8	171220M3_9	Standard	100.000	3.44	131278.516	5457.951	120.264	97.7	-2.3	NO	0.999	NO	bb
9	9	171220M3_10	Standard	250.000	3.44	360781.969	5859.478	307.862	250.5	0.2	NO	0.999	NO	bb
10	10	171220M3_11	Standard	500.000	3.43	744128.313	6121.184	607.830	494.9	-1.0	NO	0.999	NO	bb

Compound name: PFHpA
Correlation coefficient: r = 0.997282, r^2 = 0.994571
Calibration curve: 1.23751 * x + 0.313569
Response type: Internal Std (Ref 35), Area * (IS Conc. / IS Area)
Curve type: Linear, Origin: Exclude, Weighting: 1/x, Axis trans: None

	#	Name	Type	Std. Conc	RT	Area	IS Area	Response	Conc.	%Dev	Conc. Flag	CoD	CoD Flag	x=excluded
1	1	171220M3_2	Standard	0.250	4.06	461.024	10854.267	0.531	0.2	-29.7	NO	0.995	NO	MM
2	2	171220M3_3	Standard	0.500	4.06	607.520	10165.260	0.747	0.4	-29.9	NO	0.995	NO	bb
3	3	171220M3_4	Standard	1.000	4.06	1510.760	11311.040	1.670	1.1	9.6	NO	0.995	NO	bb
4	4	171220M3_5	Standard	2.000	4.06	2324.338	10640.669	2.730	2.0	-2.3	NO	0.995	NO	bb
5	5	171220M3_6	Standard	5.000	4.06	7119.000	12796.300	6.954	5.4	7.3	NO	0.995	NO	bb
6	6	171220M3_7	Standard	10.000	4.06	13178.796	10463.529	15.744	12.5	24.7	NO	0.995	NO	bb
7	7	171220M3_8	Standard	50.000	4.06	59260.629	9736.052	76.084	61.2	22.5	NO	0.995	NO	bb
8	8	171220M3_9	Standard	100.000	4.06	115235.500	10993.227	131.030	105.6	5.6	NO	0.995	NO	bb
9	9	171220M3_10	Standard	250.000	4.06	249060.391	10862.457	286.607	231.3	-7.5	NO	0.995	NO	bb
10	10	171220M3_11	Standard	500.000	4.05	568487.625	11498.501	618.002	499.1	-0.2	NO	0.995	NO	bb

Compound name: L-PFHxS
Correlation coefficient: r = 0.999261, r^2 = 0.998522
Calibration curve: 1.78962 * x + 0.40834
Response type: Internal Std (Ref 36), Area * (IS Conc. / IS Area)
Curve type: Linear, Origin: Exclude, Weighting: 1/x, Axis trans: None

	#	Name	Type	Std. Conc	RT	Area	IS Area	Response	Conc.	%Dev	Conc. Flag	CoD	CoD Flag	x=excluded
1	1	171220M3_2	Standard	0.250	4.20	95.816	1580.200	0.758	0.2	-21.9	NO	0.999	NO	MM
2	2	171220M3_3	Standard	0.500	4.21	130.477	1471.117	1.109	0.4	-21.7	NO	0.999	NO	MM
3	3	171220M3_4	Standard	1.000	4.20	280.176	1670.063	2.097	0.9	-5.6	NO	0.999	NO	MM
4	4	171220M3_5	Standard	2.000	4.20	576.496	1649.347	4.369	2.2	10.7	NO	0.999	NO	MM
5	5	171220M3_6	Standard	5.000	4.20	1496.837	1793.911	10.430	5.6	12.0	NO	0.999	NO	MM

Dataset: U:\Q4.PRO\results\171220M3\171220M3-crv.qld

Last Altered: Thursday, December 21, 2017 13:42:27 Pacific Standard Time
Printed: Thursday, December 21, 2017 14:13:24 Pacific Standard Time

Compound name: L-PFHxS

	#	Name	Type	Std. Conc	RT	Area	IS Area	Response	Conc.	%Dev	Conc. Flag	CoD	CoD Flag	x=excluded
6	6	171220M3_7	Standard	10.000	4.20	2880.958	1626.518	22.141	12.1	21.4	NO	0.999	NO	MM
7	7	171220M3_8	Standard	50.000	4.20	11628.588	1621.273	89.656	49.9	-0.3	NO	0.999	NO	MM
8	8	171220M3_9	Standard	100.000	4.20	24980.654	1624.397	192.230	107.2	7.2	NO	0.999	NO	MM
9	9	171220M3_10	Standard	250.000	4.20	53374.906	1484.622	449.398	250.9	0.4	NO	0.999	NO	MM
10	10	171220M3_11	Standard	500.000	4.19	113504.609	1619.437	876.112	489.3	-2.1	NO	0.999	NO	MM

Compound name: Br-PFHxS
Correlation coefficient: r = 0.999261, r^2 = 0.998522
Calibration curve: 1.78962 * x + 0.40834
Response type: Internal Std (Ref 36), Area * (IS Conc. / IS Area)
Curve type: Linear, Origin: Exclude, Weighting: 1/x, Axis trans: None

	#	Name	Type	Std. Conc	RT	Area	IS Area	Response	Conc.	%Dev	Conc. Flag	CoD	CoD Flag	x=excluded
1	1	171220M3_2	Standard	0.250			1580.200				NO	0.999	NO	
2	2	171220M3_3	Standard	0.500			1471.117				NO	0.999	NO	
3	3	171220M3_4	Standard	1.000			1670.063				NO	0.999	NO	
4	4	171220M3_5	Standard	2.000			1649.347				NO	0.999	NO	
5	5	171220M3_6	Standard	5.000	4.08	93.179	1793.911	0.649	0.1	-97.3	NO	0.999	NO	bb
6	6	171220M3_7	Standard	10.000	4.07	338.954	1626.518	2.605	1.2	-87.7	NO	0.999	NO	db
7	7	171220M3_8	Standard	50.000	4.08	1447.236	1621.273	11.158	6.0	-88.0	NO	0.999	NO	db
8	8	171220M3_9	Standard	100.000	4.07	3029.227	1624.397	23.310	12.8	-87.2	NO	0.999	NO	db
9	9	171220M3_10	Standard	250.000	4.07	6972.668	1484.622	58.707	32.6	-87.0	NO	0.999	NO	db
10	10	171220M3_11	Standard	500.000	4.07	15436.789	1619.437	119.152	66.4	-86.7	NO	0.999	NO	db

Dataset: U:\Q4.PRO\results\171220M3\171220M3-crv.qld

Last Altered: Thursday, December 21, 2017 13:42:27 Pacific Standard Time
Printed: Thursday, December 21, 2017 14:13:24 Pacific Standard Time

Compound name: 6:2 FTS
Coefficient of Determination: R^2 = 0.985413
Calibration curve: -0.00124701 * x^2 + 0.796031 * x + 0.317506
Response type: Internal Std (Ref 37), Area * (IS Conc. / IS Area)
Curve type: 2nd Order, Origin: Exclude, Weighting: 1/x, Axis trans: None

	#	Name	Type	Std. Conc	RT	Area	IS Area	Response	Conc.	%Dev	Conc. Flag	CoD	CoD Flag	x=excluded
1	1	171220M3_2	Standard	0.250	4.52	173.961	4197.197	0.518	0.3	0.8	NO	0.985	NO	bb
2	2	171220M3_3	Standard	0.500	4.52	95.082	3404.224	0.349	0.0	-92.1	NO	0.985	NO	MM
3	3	171220M3_4	Standard	1.000	4.52	374.119	3326.072	1.406	1.4	37.0	NO	0.985	NO	MM
4	4	171220M3_5	Standard	2.000	4.52	593.539	4010.005	1.850	1.9	-3.4	NO	0.985	NO	MM
5	5	171220M3_6	Standard	5.000	4.51	1904.393	4474.613	5.320	6.3	26.9	NO	0.985	NO	MM
6	6	171220M3_7	Standard	10.000	4.51	3820.961	4303.082	11.099	13.8	38.4	NO	0.985	NO	bb
7	7	171220M3_8	Standard	50.000	4.51	14988.560	4953.953	37.820	51.2	2.4	NO	0.985	NO	bb
8	8	171220M3_9	Standard	100.000	4.51	30402.699	6319.862	60.133	87.0	-13.0	NO	0.985	NO	bb
9	9	171220M3_10	Standard	250.000	4.51	65315.402	6583.592	124.012	267.4	7.0	NO	0.985	NO	bb
10	10	171220M3_11	Standard	500.000	4.51	139268.844	10594.741	164.314			NO	0.985	NO	bbXI

Compound name: L-PFOA
Correlation coefficient: r = 0.998887, r^2 = 0.997774
Calibration curve: 0.86775 * x + 0.642228
Response type: Internal Std (Ref 38), Area * (IS Conc. / IS Area)
Curve type: Linear, Origin: Exclude, Weighting: 1/x, Axis trans: None

	#	Name	Type	Std. Conc	RT	Area	IS Area	Response	Conc.	%Dev	Conc. Flag	CoD	CoD Flag	x=excluded
1	1	171220M3_2	Standard	0.250	4.57	785.383	17481.631	0.562			NO	0.998	NO	bbXI
2	2	171220M3_3	Standard	0.500	4.57	1076.474	13827.958	0.973	0.4	-23.7	NO	0.998	NO	MM
3	3	171220M3_4	Standard	1.000	4.57	2198.917	18339.627	1.499	1.0	-1.3	NO	0.998	NO	MM
4	4	171220M3_5	Standard	2.000	4.57	3206.203	17521.912	2.287	1.9	-5.2	NO	0.998	NO	MM
5	5	171220M3_6	Standard	5.000	4.57	9342.520	23621.387	4.944	5.0	-0.9	NO	0.998	NO	MM
6	6	171220M3_7	Standard	10.000	4.56	16028.866	16819.174	11.913	13.0	29.9	NO	0.998	NO	MM
7	7	171220M3_8	Standard	50.000	4.57	63729.008	17858.980	44.606	50.7	1.3	NO	0.998	NO	bb
8	8	171220M3_9	Standard	100.000	4.56	127329.844	18660.688	85.293	97.6	-2.4	NO	0.998	NO	MM
9	9	171220M3_10	Standard	250.000	4.56	295040.063	16137.063	228.542	262.6	5.1	NO	0.998	NO	bb
10	10	171220M3_11	Standard	500.000	4.56	599929.875	17738.822	422.752	486.4	-2.7	NO	0.998	NO	MM

Dataset: U:\Q4.PRO\results\171220M3\171220M3-crv.qld

Last Altered: Thursday, December 21, 2017 13:42:27 Pacific Standard Time
Printed: Thursday, December 21, 2017 14:13:24 Pacific Standard Time

Compound name: Br-PFOA
Correlation coefficient: r = 0.998887, r^2 = 0.997774
Calibration curve: 0.86775 * x + 0.642228
Response type: Internal Std (Ref 38), Area * (IS Conc. / IS Area)
Curve type: Linear, Origin: Exclude, Weighting: 1/x, Axis trans: None

	#	Name	Type	Std. Conc	RT	Area	IS Area	Response	Conc.	%Dev	Conc. Flag	CoD	CoD Flag	x=excluded
1	1	171220M3_2	Standard	0.250			17481.631				NO	1.000	NO	
2	2	171220M3_3	Standard	0.500			13827.958				NO	1.000	NO	
3	3	171220M3_4	Standard	1.000			18339.627				NO	1.000	NO	
4	4	171220M3_5	Standard	2.000			17521.912				NO	1.000	NO	
5	5	171220M3_6	Standard	5.000			23621.387				NO	1.000	NO	
6	6	171220M3_7	Standard	10.000			16819.174				NO	1.000	NO	
7	7	171220M3_8	Standard	50.000			17858.980				NO	1.000	NO	
8	8	171220M3_9	Standard	100.000			18660.688				NO	1.000	NO	
9	9	171220M3_10	Standard	250.000	4.44	94.863	16137.063	0.073			NO	1.000	NO	bbl
10	10	171220M3_11	Standard	500.000	4.44	373.850	17738.822	0.263			NO	1.000	NO	bbl

Compound name: PFHpS
Coefficient of Determination: R^2 = 0.995808
Calibration curve: -3.13837e-005 * x^2 + 0.212152 * x + 0.00841855
Response type: Internal Std (Ref 38), Area * (IS Conc. / IS Area)
Curve type: 2nd Order, Origin: Exclude, Weighting: 1/x, Axis trans: None

	#	Name	Type	Std. Conc	RT	Area	IS Area	Response	Conc.	%Dev	Conc. Flag	CoD	CoD Flag	x=excluded
1	1	171220M3_2	Standard	0.250	4.67	88.654	17481.631	0.063	0.3	3.7	NO	0.996	NO	bb
2	2	171220M3_3	Standard	0.500	4.67	149.450	13827.958	0.135	0.6	19.4	NO	0.996	NO	bb
3	3	171220M3_4	Standard	1.000	4.67	297.728	18339.627	0.203	0.9	-8.3	NO	0.996	NO	MM
4	4	171220M3_5	Standard	2.000	4.67	538.647	17521.912	0.384	1.8	-11.4	NO	0.996	NO	bb
5	5	171220M3_6	Standard	5.000	4.67	1866.420	23621.387	0.988	4.6	-7.6	NO	0.996	NO	bb
6	6	171220M3_7	Standard	10.000	4.67	3225.316	16819.174	2.397	11.3	12.8	NO	0.996	NO	bb
7	7	171220M3_8	Standard	50.000	4.67	14516.282	17858.980	10.160	48.2	-3.6	NO	0.996	NO	bb
8	8	171220M3_9	Standard	100.000	4.66	27552.146	18660.688	18.456	88.1	-11.9	NO	0.996	NO	bb
9	9	171220M3_10	Standard	250.000	4.67	71527.945	16137.063	55.407	272.1	8.8	NO	0.996	NO	bb
10	10	171220M3_11	Standard	500.000	4.66	137088.313	17738.822	96.602	491.0	-1.8	NO	0.996	NO	bb

Dataset: U:\Q4.PRO\results\171220M3\171220M3-crv.qld

Last Altered: Thursday, December 21, 2017 13:42:27 Pacific Standard Time
Printed: Thursday, December 21, 2017 14:13:24 Pacific Standard Time

Compound name: PFNA
Coefficient of Determination: R^2 = 0.998476
Calibration curve: -0.000659156 * x^2 + 1.49995 * x + 0.0789916
Response type: Internal Std (Ref 39), Area * (IS Conc. / IS Area)
Curve type: 2nd Order, Origin: Exclude, Weighting: 1/x, Axis trans: None

	#	Name	Type	Std. Conc	RT	Area	IS Area	Response	Conc.	%Dev	Conc. Flag	CoD	CoD Flag	x=excluded
1	1	171220M3_2	Standard	0.250	4.99	507.339	12451.023	0.509	0.3	14.8	NO	0.998	NO	MM
2	2	171220M3_3	Standard	0.500	4.99	638.292	13140.419	0.607	0.4	-29.6	NO	0.998	NO	MM
3	3	171220M3_4	Standard	1.000	4.99	1682.345	14277.561	1.473	0.9	-7.0	NO	0.998	NO	MM
4	4	171220M3_5	Standard	2.000	4.99	2953.480	10769.454	3.428	2.2	11.7	NO	0.998	NO	MM
5	5	171220M3_6	Standard	5.000	4.99	9667.096	16112.501	7.500	5.0	-0.8	NO	0.998	NO	bb
6	6	171220M3_7	Standard	10.000	4.99	18666.770	13494.229	17.291	11.5	15.3	NO	0.998	NO	bb
7	7	171220M3_8	Standard	50.000	4.99	72910.297	13543.872	67.291	45.7	-8.5	NO	0.998	NO	bb
8	8	171220M3_9	Standard	100.000	4.99	159717.344	13192.101	151.338	105.8	5.8	NO	0.998	NO	bb
9	9	171220M3_10	Standard	250.000	4.99	335801.656	12803.374	327.845	244.9	-2.1	NO	0.998	NO	bb
10	10	171220M3_11	Standard	500.000	4.99	759411.250	16163.982	587.271	502.4	0.5	NO	0.998	NO	bb

Compound name: PFOSA
Correlation coefficient: r = 0.999312, r^2 = 0.998624
Calibration curve: 0.904581 * x + 0.287416
Response type: Internal Std (Ref 40), Area * (IS Conc. / IS Area)
Curve type: Linear, Origin: Exclude, Weighting: 1/x, Axis trans: None

	#	Name	Type	Std. Conc	RT	Area	IS Area	Response	Conc.	%Dev	Conc. Flag	CoD	CoD Flag	x=excluded
1	1	171220M3_2	Standard	0.250	5.05	126.412	4301.879	0.367	0.1	-64.7	NO	0.999	NO	MMX
2	2	171220M3_3	Standard	0.500	5.05	216.922	4207.322	0.644	0.4	-21.1	NO	0.999	NO	MM
3	3	171220M3_4	Standard	1.000	5.05	492.722	4614.241	1.335	1.2	15.8	NO	0.999	NO	bb
4	4	171220M3_5	Standard	2.000	5.05	739.703	4784.923	1.932	1.8	-9.1	NO	0.999	NO	MM
5	5	171220M3_6	Standard	5.000	5.05	2355.736	5630.864	5.230	5.5	9.3	NO	0.999	NO	bb
6	6	171220M3_7	Standard	10.000	5.05	3824.052	5070.510	9.427	10.1	1.0	NO	0.999	NO	bb
7	7	171220M3_8	Standard	50.000	5.05	16296.414	4147.894	49.111	54.0	7.9	NO	0.999	NO	bb
8	8	171220M3_9	Standard	100.000	5.05	32042.820	4576.787	87.515	96.4	-3.6	NO	0.999	NO	bb
9	9	171220M3_10	Standard	250.000	5.04	81432.063	4510.511	225.673	249.2	-0.3	NO	0.999	NO	bb
10	10	171220M3_11	Standard	500.000	5.04	157801.938	4990.512	395.255	436.6	-12.7	NO	0.999	NO	bbX

Dataset: U:\Q4.PRO\results\171220M3\171220M3-crv.qld

Last Altered: Thursday, December 21, 2017 13:42:27 Pacific Standard Time
Printed: Thursday, December 21, 2017 14:13:24 Pacific Standard Time

Compound name: L-PFOS
Coefficient of Determination: R^2 = 0.998079
Calibration curve: -3.30504e-006 * x^2 + 0.978647 * x + 0.0996711
Response type: Internal Std (Ref 41), Area * (IS Conc. / IS Area)
Curve type: 2nd Order, Origin: Include, Weighting: 1/x, Axis trans: None

	#	Name	Type	Std. Conc	RT	Area	IS Area	Response	Conc.	%Dev	Conc. Flag	CoD	CoD Flag	x=excluded
1	1	171220M3_2	Standard	0.250	5.07	119.479	4432.016	0.337	0.2	-3.0	NO	0.998	NO	MM
2	2	171220M3_3	Standard	0.500	5.07	196.455	4019.243	0.611	0.5	4.5	NO	0.998	NO	MM
3	3	171220M3_4	Standard	1.000	5.07	401.721	4665.324	1.076	1.0	-0.2	NO	0.998	NO	MM
4	4	171220M3_5	Standard	2.000	5.07	701.247	4010.037	2.186	2.1	6.6	NO	0.998	NO	MM
5	5	171220M3_6	Standard	5.000	5.06	2184.645	5416.580	5.042	5.0	1.0	NO	0.998	NO	MM
6	6	171220M3_7	Standard	10.000	5.07	3806.765	3722.630	12.783	13.0	29.6	NO	0.998	NO	MM
7	7	171220M3_8	Standard	50.000	5.07	16327.247	3963.714	51.490	52.5	5.0	NO	0.998	NO	MM
8	8	171220M3_9	Standard	100.000	5.06	33863.422	4277.105	98.967	101.1	1.1	NO	0.998	NO	MM
9	9	171220M3_10	Standard	250.000	5.06	65658.563	3531.512	232.402	237.6	-5.0	NO	0.998	NO	MM
10	10	171220M3_11	Standard	500.000	5.06	159987.625	4046.957	494.160	505.7	1.1	NO	0.998	NO	MM

Compound name: Br-PFOS
Coefficient of Determination: R^2 = 0.998079
Calibration curve: -3.30504e-006 * x^2 + 0.978647 * x + 0.0996711
Response type: Internal Std (Ref 41), Area * (IS Conc. / IS Area)
Curve type: 2nd Order, Origin: Include, Weighting: 1/x, Axis trans: None

	#	Name	Type	Std. Conc	RT	Area	IS Area	Response	Conc.	%Dev	Conc. Flag	CoD	CoD Flag	x=excluded
1	1	171220M3_2	Standard	0.250			4432.016				NO	0.980	NO	
2	2	171220M3_3	Standard	0.500			4019.243				NO	0.980	NO	
3	3	171220M3_4	Standard	1.000			4665.324				NO	0.980	NO	
4	4	171220M3_5	Standard	2.000	4.96	80.343	4010.037	0.250	0.2	-92.3	NO	0.980	NO	db
5	5	171220M3_6	Standard	5.000	4.96	198.198	5416.580	0.457	0.4	-92.7	NO	0.980	NO	dd
6	6	171220M3_7	Standard	10.000	4.96	828.343	3722.630	2.781	2.7	-72.6	NO	0.980	NO	bd
7	7	171220M3_8	Standard	50.000	4.96	1834.017	3963.714	5.784	5.8	-88.4	NO	0.980	NO	db
8	8	171220M3_9	Standard	100.000	4.96	4134.144	4277.105	12.082	12.2	-87.8	NO	0.980	NO	dd
9	9	171220M3_10	Standard	250.000	4.95	8313.555	3531.512	29.426	30.0	-88.0	NO	0.980	NO	dd
10	10	171220M3_11	Standard	500.000	4.95	17343.988	4046.957	53.571	54.6	-89.1	NO	0.980	NO	db

Dataset: U:\Q4.PRO\results\171220M3\171220M3-crv.qld

Last Altered: Thursday, December 21, 2017 13:42:27 Pacific Standard Time
Printed: Thursday, December 21, 2017 14:13:24 Pacific Standard Time

Compound name: PFDA
Coefficient of Determination: R^2 = 0.999251
Calibration curve: -0.000343003 * x^2 + 1.22647 * x + 0.235468
Response type: Internal Std (Ref 42), Area * (IS Conc. / IS Area)
Curve type: 2nd Order, Origin: Exclude, Weighting: 1/x, Axis trans: None

	#	Name	Type	Std. Conc	RT	Area	IS Area	Response	Conc.	%Dev	Conc. Flag	CoD	CoD Flag	x=excluded
1	1	171220M3_2	Standard	0.250	5.36	634.289	14095.018	0.563	0.3	6.7	NO	0.999	NO	bb
2	2	171220M3_3	Standard	0.500	5.36	883.945	14841.179	0.745	0.4	-17.0	NO	0.999	NO	bb
3	3	171220M3_4	Standard	1.000	5.36	1846.968	16200.420	1.425	1.0	-3.0	NO	0.999	NO	bb
4	4	171220M3_5	Standard	2.000	5.36	3480.327	14225.556	3.058	2.3	15.1	NO	0.999	NO	bb
5	5	171220M3_6	Standard	5.000	5.36	10122.583	19302.926	6.555	5.2	3.2	NO	0.999	NO	bd
6	6	171220M3_7	Standard	10.000	5.36	16834.121	17396.010	12.096	9.7	-3.0	NO	0.999	NO	bb
7	7	171220M3_8	Standard	50.000	5.36	74602.531	15278.537	61.035	50.3	0.6	NO	0.999	NO	bb
8	8	171220M3_9	Standard	100.000	5.35	136607.203	15061.996	113.371	94.8	-5.2	NO	0.999	NO	bb
9	9	171220M3_10	Standard	250.000	5.35	319911.500	13584.130	294.380	258.5	3.4	NO	0.999	NO	bb
10	10	171220M3_11	Standard	500.000	5.35	595292.188	14189.258	524.422	496.3	-0.7	NO	0.999	NO	bb

Compound name: 8:2 FTS
Coefficient of Determination: R^2 = 0.990695
Calibration curve: -0.00484232 * x^2 + 1.47443 * x + 0.117179
Response type: Internal Std (Ref 43), Area * (IS Conc. / IS Area)
Curve type: 2nd Order, Origin: Include, Weighting: 1/x, Axis trans: None

	#	Name	Type	Std. Conc	RT	Area	IS Area	Response	Conc.	%Dev	Conc. Flag	CoD	CoD Flag	x=excluded
1	1	171220M3_2	Standard	0.250	5.33	100.251	2468.690	0.508	0.3	6.0	NO	0.991	NO	MM
2	2	171220M3_3	Standard	0.500	5.33	179.900	2884.006	0.780	0.5	-10.0	NO	0.991	NO	MM
3	3	171220M3_4	Standard	1.000	5.33	392.065	2580.640	1.899	1.2	21.3	NO	0.991	NO	bb
4	4	171220M3_5	Standard	2.000	5.33	537.387	2404.636	2.793	1.8	-8.7	NO	0.991	NO	bb
5	5	171220M3_6	Standard	5.000	5.33	2180.793	3285.043	8.298	5.7	13.1	NO	0.991	NO	bb
6	6	171220M3_7	Standard	10.000	5.33	3956.298	2923.816	16.914	11.9	18.5	NO	0.991	NO	MM
7	7	171220M3_8	Standard	50.000	5.33	13392.654	3022.922	55.380	43.8	-12.5	NO	0.991	NO	bb
8	8	171220M3_9	Standard	100.000	5.33	31370.746	3843.861	102.016	106.0	6.0	NO	0.991	NO	bb
9	9	171220M3_10	Standard	250.000	5.32	59019.121	3838.333	192.203			NO	0.991	NO	bbXI
10	10	171220M3_11	Standard	500.000	5.32	131812.422	7395.000	222.807			NO	0.991	NO	bbXI

Dataset: U:\Q4.PRO\results\171220M3\171220M3-crv.qld

Last Altered: Thursday, December 21, 2017 13:42:27 Pacific Standard Time
Printed: Thursday, December 21, 2017 14:13:24 Pacific Standard Time

Compound name: N-MeFOSAA
Correlation coefficient: r = 0.996196, r^2 = 0.992407
Calibration curve: 1.93306 * x + 0.291706
Response type: Internal Std (Ref 44), Area * (IS Conc. / IS Area)
Curve type: Linear, Origin: Exclude, Weighting: 1/x, Axis trans: None

	#	Name	Type	Std. Conc	RT	Area	IS Area	Response	Conc.	%Dev	Conc. Flag	CoD	CoD Flag	x=excluded
1	1	171220M3_2	Standard	0.250	5.50	296.072	5439.271	0.680	0.2	-19.6	NO	0.992	NO	MM
2	2	171220M3_3	Standard	0.500	5.51	623.060	5089.315	1.530	0.6	28.2	NO	0.992	NO	MM
3	3	171220M3_4	Standard	1.000	5.50	1035.674	5878.480	2.202	1.0	-1.2	NO	0.992	NO	MM
4	4	171220M3_5	Standard	2.000	5.50	1419.377	4833.505	3.671	1.7	-12.6	NO	0.992	NO	bb
5	5	171220M3_6	Standard	5.000	5.50	4900.786	5764.655	10.627	5.3	6.9	NO	0.992	NO	bb
6	6	171220M3_7	Standard	10.000	5.50	8446.522	5474.898	19.285	9.8	-1.7	NO	0.992	NO	bb
7	7	171220M3_8	Standard	50.000	5.50	35739.523	5084.582	87.862	45.3	-9.4	NO	0.992	NO	bbX
8	8	171220M3_9	Standard	100.000	5.50	65058.086	5732.255	141.868	73.2	-26.8	NO	0.992	NO	bbX
9	9	171220M3_10	Standard	250.000	5.50	152880.469	5091.813	375.310	194.0	-22.4	NO	0.992	NO	bbX
10	10	171220M3_11	Standard	500.000	5.50	290029.313	5467.177	663.115	342.9	-31.4	NO	0.992	NO	bbX

Compound name: N-EtFOSAA
Coefficient of Determination: R^2 = 0.996551
Calibration curve: -0.000609107 * x^2 + 1.11679 * x + 0.0400736
Response type: Internal Std (Ref 45), Area * (IS Conc. / IS Area)
Curve type: 2nd Order, Origin: Include, Weighting: 1/x, Axis trans: None

	#	Name	Type	Std. Conc	RT	Area	IS Area	Response	Conc.	%Dev	Conc. Flag	CoD	CoD Flag	x=excluded
1	1	171220M3_2	Standard	0.250	5.66	152.627	6054.529	0.315	0.2	-1.5	NO	0.997	NO	bb
2	2	171220M3_3	Standard	0.500	5.66	377.687	6999.333	0.675	0.6	13.7	NO	0.997	NO	MM
3	3	171220M3_4	Standard	1.000	5.66	603.827	6365.733	1.186	1.0	2.6	NO	0.997	NO	MM
4	4	171220M3_5	Standard	2.000	5.66	1121.212	6146.625	2.280	2.0	0.4	NO	0.997	NO	bb
5	5	171220M3_6	Standard	5.000	5.65	3396.725	8215.068	5.168	4.6	-7.9	NO	0.997	NO	bb
6	6	171220M3_7	Standard	10.000	5.65	6398.336	6844.496	11.685	10.5	4.9	NO	0.997	NO	bb
7	7	171220M3_8	Standard	50.000	5.65	26241.572	6279.905	52.233	48.0	-4.0	NO	0.997	NO	bb
8	8	171220M3_9	Standard	100.000	5.65	51708.590	5504.656	117.420	111.9	11.9	NO	0.997	NO	bb
9	9	171220M3_10	Standard	250.000	5.65	111322.258	6164.773	225.723	231.2	-7.5	NO	0.997	NO	bb
10	10	171220M3_11	Standard	500.000	5.65	204215.844	6199.908	411.732	511.1	2.2	NO	0.997	NO	bb

Dataset: U:\Q4.PRO\results\171220M3\171220M3-crv.qld

Last Altered: Thursday, December 21, 2017 13:42:27 Pacific Standard Time
Printed: Thursday, December 21, 2017 14:13:24 Pacific Standard Time

Compound name: PFUdA
Coefficient of Determination: R^2 = 0.996724
Calibration curve: -0.000476408 * x^2 + 0.953448 * x + 0.179266
Response type: Internal Std (Ref 46), Area * (IS Conc. / IS Area)
Curve type: 2nd Order, Origin: Exclude, Weighting: 1/x, Axis trans: None

	#	Name	Type	Std. Conc	RT	Area	IS Area	Response	Conc.	%Dev	Conc. Flag	CoD	CoD Flag	x=excluded
1	1	171220M3_2	Standard	0.250	5.67	604.184	21292.980	0.355	0.2	-26.4	NO	0.997	NO	MM
2	2	171220M3_3	Standard	0.500	5.67	923.290	15285.829	0.755	0.6	20.8	NO	0.997	NO	MM
3	3	171220M3_4	Standard	1.000	5.67	1766.422	19889.518	1.110	1.0	-2.3	NO	0.997	NO	bb
4	4	171220M3_5	Standard	2.000	5.67	3177.711	20820.088	1.908	1.8	-9.3	NO	0.997	NO	bb
5	5	171220M3_6	Standard	5.000	5.67	9153.145	19543.617	5.854	6.0	19.4	NO	0.997	NO	bb
6	6	171220M3_7	Standard	10.000	5.67	16831.789	20987.092	10.025	10.4	3.8	NO	0.997	NO	MM
7	7	171220M3_8	Standard	50.000	5.67	59178.039	17802.455	41.552	44.4	-11.2	NO	0.997	NO	bb
8	8	171220M3_9	Standard	100.000	5.66	135413.484	17675.537	95.763	105.8	5.8	NO	0.997	NO	bb
9	9	171220M3_10	Standard	250.000	5.66	310223.531	18665.240	207.755	248.6	-0.6	NO	0.997	NO	bb
10	10	171220M3_11	Standard	500.000	5.66	658671.188	18628.814	441.971	728.7	45.7	NO	0.997	NO	bbX

Compound name: PFDS
Coefficient of Determination: R^2 = 0.997078
Calibration curve: -5.61214e-006 * x^2 + 0.202524 * x + 0.121358
Response type: Internal Std (Ref 46), Area * (IS Conc. / IS Area)
Curve type: 2nd Order, Origin: Exclude, Weighting: 1/x, Axis trans: None

	#	Name	Type	Std. Conc	RT	Area	IS Area	Response	Conc.	%Dev	Conc. Flag	CoD	CoD Flag	x=excluded
1	1	171220M3_2	Standard	0.250	5.72	303.170	21292.980	0.178	0.3	11.8	NO	0.997	NO	MM
2	2	171220M3_3	Standard	0.500	5.72	267.554	15285.829	0.219	0.5	-3.8	NO	0.997	NO	MM
3	3	171220M3_4	Standard	1.000	5.71	487.704	19889.518	0.307	0.9	-8.6	NO	0.997	NO	bd
4	4	171220M3_5	Standard	2.000	5.71	813.180	20820.088	0.488	1.8	-9.4	NO	0.997	NO	MM
5	5	171220M3_6	Standard	5.000	5.71	2018.635	19543.617	1.291	5.8	15.5	NO	0.997	NO	bb
6	6	171220M3_7	Standard	10.000	5.71	3835.378	20987.092	2.284	10.7	6.8	NO	0.997	NO	bb
7	7	171220M3_8	Standard	50.000	5.71	12729.020	17802.455	8.938	43.6	-12.8	NO	0.997	NO	bb
8	8	171220M3_9	Standard	100.000	5.71	27246.393	17675.537	19.268	94.8	-5.2	NO	0.997	NO	bb
9	9	171220M3_10	Standard	250.000	5.71	80539.305	18665.240	53.937	267.7	7.1	NO	0.997	NO	bb
10	10	171220M3_11	Standard	500.000	5.71	146866.688	18628.814	98.548	492.7	-1.5	NO	0.997	NO	bb

Dataset: U:\Q4.PRO\results\171220M3\171220M3-crv.qld

Last Altered: Thursday, December 21, 2017 13:42:27 Pacific Standard Time
Printed: Thursday, December 21, 2017 14:13:24 Pacific Standard Time

Compound name: PFDoA
Coefficient of Determination: R^2 = 0.999181
Calibration curve: 0.000115263 * x^2 + 1.27711 * x + 0.317162
Response type: Internal Std (Ref 47), Area * (IS Conc. / IS Area)
Curve type: 2nd Order, Origin: Exclude, Weighting: 1/x, Axis trans: None

	#	Name	Type	Std. Conc	RT	Area	IS Area	Response	Conc.	%Dev	Conc. Flag	CoD	CoD Flag	x=excluded
1	1	171220M3_2	Standard	0.250	5.95	622.934	13653.200	0.570	0.2	-20.7	NO	0.999	NO	bb
2	2	171220M3_3	Standard	0.500	5.94	1097.813	16149.119	0.850	0.4	-16.6	NO	0.999	NO	MM
3	3	171220M3_4	Standard	1.000	5.94	1862.579	14601.213	1.595	1.0	0.0	NO	0.999	NO	bb
4	4	171220M3_5	Standard	2.000	5.95	3105.740	12538.322	3.096	2.2	8.8	NO	0.999	NO	MM
5	5	171220M3_6	Standard	5.000	5.94	9719.248	15746.109	7.716	5.8	15.8	NO	0.999	NO	bb
6	6	171220M3_7	Standard	10.000	5.94	19569.445	16195.262	15.104	11.6	15.7	NO	0.999	NO	bb
7	7	171220M3_8	Standard	50.000	5.94	74525.813	14219.911	65.512	50.8	1.6	NO	0.999	NO	bb
8	8	171220M3_9	Standard	100.000	5.94	135938.891	13945.975	121.844	94.4	-5.6	NO	0.999	NO	bb
9	9	171220M3_10	Standard	250.000	5.94	340988.656	12892.213	330.615	252.9	1.1	NO	0.999	NO	bb
10	10	171220M3_11	Standard	500.000	5.94	725175.750	13588.356	667.093	499.6	-0.1	NO	0.999	NO	bb

Compound name: N-MeFOSA
Correlation coefficient: r = 0.999216, r^2 = 0.998432
Calibration curve: 1.02312 * x + 1.10698
Response type: Internal Std (Ref 48), Area * (IS Conc. / IS Area)
Curve type: Linear, Origin: Include, Weighting: 1/x, Axis trans: None

	#	Name	Type	Std. Conc	RT	Area	IS Area	Response	Conc.	%Dev	Conc. Flag	CoD	CoD Flag	x=excluded
1	1	171220M3_2	Standard	1.250	5.91	181.185	18243.080	1.490	0.4	-70.1	NO	0.998	NO	bbX
2	2	171220M3_3	Standard	2.500	5.91	493.456	18733.857	3.951	2.8	11.2	NO	0.998	NO	MM
3	3	171220M3_4	Standard	5.000	5.91	885.408	21296.822	6.236	5.0	0.3	NO	0.998	NO	bb
4	4	171220M3_5	Standard	10.000	5.91	1545.190	19934.709	11.627	10.3	2.8	NO	0.998	NO	bb
5	5	171220M3_6	Standard	25.000	5.91	4455.226	23662.617	28.242	26.5	6.1	NO	0.998	NO	bb
6	6	171220M3_7	Standard	50.000	5.91	7868.364	20210.393	58.398	56.0	12.0	NO	0.998	NO	bb
7	7	171220M3_8	Standard	250.000	5.91	34976.246	19084.445	274.906	267.6	7.0	NO	0.998	NO	bb
8	8	171220M3_9	Standard	500.000	5.91	66938.461	18752.416	535.439	522.3	4.5	NO	0.998	NO	bb
9	9	171220M3_10	Standard	1250.000	5.91	155313.672	17726.287	1314.266	1283.5	2.7	NO	0.998	NO	bb
10	10	171220M3_11	Standard	2500.000	5.91	316697.000	19189.295	2475.576	2418.6	-3.3	NO	0.998	NO	bb

Dataset: U:\Q4.PRO\results\171220M3\171220M3-crv.qld

Last Altered: Thursday, December 21, 2017 13:42:27 Pacific Standard Time
Printed: Thursday, December 21, 2017 14:13:24 Pacific Standard Time

Compound name: PFTrDA
Coefficient of Determination: R^2 = 0.995533
Calibration curve: -0.000411301 * x^2 + 1.63963 * x + 0.329309
Response type: Internal Std (Ref 47), Area * (IS Conc. / IS Area)
Curve type: 2nd Order, Origin: Exclude, Weighting: 1/x, Axis trans: None

	#	Name	Type	Std. Conc	RT	Area	IS Area	Response	Conc.	%Dev	Conc. Flag	CoD	CoD Flag	x=excluded
1	1	171220M3_2	Standard	0.250	6.18	772.960	13653.200	0.708	0.2	-7.7	NO	0.996	NO	MM
2	2	171220M3_3	Standard	0.500	6.18	1202.051	16149.119	0.930	0.4	-26.7	NO	0.996	NO	MM
3	3	171220M3_4	Standard	1.000	6.18	2479.368	14601.213	2.123	1.1	9.4	NO	0.996	NO	MM
4	4	171220M3_5	Standard	2.000	6.18	3962.960	12538.322	3.951	2.2	10.5	NO	0.996	NO	bb
5	5	171220M3_6	Standard	5.000	6.18	13294.662	15746.109	10.554	6.2	24.9	NO	0.996	NO	bb
6	6	171220M3_7	Standard	10.000	6.18	22231.176	16195.262	17.159	10.3	2.9	NO	0.996	NO	bb
7	7	171220M3_8	Standard	50.000	6.18	81409.594	14219.911	71.563	43.9	-12.1	NO	0.996	NO	bb
8	8	171220M3_9	Standard	100.000	6.18	164496.125	13945.975	147.441	91.8	-8.2	NO	0.996	NO	bb
9	9	171220M3_10	Standard	250.000	6.17	430034.781	12892.213	416.952	272.8	9.1	NO	0.996	NO	bb
10	10	171220M3_11	Standard	500.000	6.17	765944.000	13588.356	704.596	489.7	-2.1	NO	0.996	NO	bb

Compound name: PFTeDA
Coefficient of Determination: R^2 = 0.994840
Calibration curve: -0.000112229 * x^2 + 1.28734 * x + 0.471312
Response type: Internal Std (Ref 49), Area * (IS Conc. / IS Area)
Curve type: 2nd Order, Origin: Exclude, Weighting: 1/x, Axis trans: None

	#	Name	Type	Std. Conc	RT	Area	IS Area	Response	Conc.	%Dev	Conc. Flag	CoD	CoD Flag	x=excluded
1	1	171220M3_2	Standard	0.250	6.37	528.594	13227.618	0.500	0.0	-91.2	NO	0.995	NO	MMX
2	2	171220M3_3	Standard	0.500	6.38	1028.138	13892.959	0.925	0.4	-29.5	NO	0.995	NO	MM
3	3	171220M3_4	Standard	1.000	6.37	2026.819	14263.558	1.776	1.0	1.4	NO	0.995	NO	bb
4	4	171220M3_5	Standard	2.000	6.37	3317.736	12802.195	3.239	2.2	7.5	NO	0.995	NO	db
5	5	171220M3_6	Standard	5.000	6.37	9416.826	15975.569	7.368	5.4	7.2	NO	0.995	NO	bb
6	6	171220M3_7	Standard	10.000	6.37	21253.766	16308.520	16.290	12.3	23.0	NO	0.995	NO	bb
7	7	171220M3_8	Standard	50.000	6.37	71434.648	16225.711	55.032	42.5	-14.9	NO	0.995	NO	bb
8	8	171220M3_9	Standard	100.000	6.37	163968.000	15152.739	135.263	105.7	5.7	NO	0.995	NO	bb
9	9	171220M3_10	Standard	250.000	6.37	364683.281	14508.577	314.196	249.1	-0.4	NO	0.995	NO	bb
10	10	171220M3_11	Standard	500.000	6.37	745312.938	13889.512	670.752	546.7	9.3	NO	0.995	NO	bbX

Dataset: U:\Q4.PRO\results\171220M3\171220M3-crv.qld

Last Altered: Thursday, December 21, 2017 13:42:27 Pacific Standard Time
Printed: Thursday, December 21, 2017 14:13:24 Pacific Standard Time

Compound name: N-EtFOSA
Coefficient of Determination: R^2 = 0.999968
Calibration curve: -2.8086e-005 * x^2 + 0.949621 * x + 0.33596
Response type: Internal Std (Ref 50), Area * (IS Conc. / IS Area)
Curve type: 2nd Order, Origin: Exclude, Weighting: 1/x, Axis trans: None

	#	Name	Type	Std. Conc	RT	Area	IS Area	Response	Conc.	%Dev	Conc. Flag	CoD	CoD Flag	x=excluded
1	1	171220M3_2	Standard	1.250	6.27	264.258	28480.320	1.392	1.1	-11.0	NO	1.000	NO	MM
2	2	171220M3_3	Standard	2.500	6.26	504.722	29390.365	2.576	2.4	-5.6	NO	1.000	NO	bb
3	3	171220M3_4	Standard	5.000	6.26	1178.529	32574.322	5.427	5.4	7.2	NO	1.000	NO	bb
4	4	171220M3_5	Standard	10.000	6.26	2119.808	30521.186	10.418	10.6	6.2	NO	1.000	NO	bb
5	5	171220M3_6	Standard	25.000	6.26	5767.289	35455.441	24.399	25.4	1.4	NO	1.000	NO	bb
6	6	171220M3_7	Standard	50.000	6.26	10474.396	32124.551	48.908	51.2	2.5	NO	1.000	NO	db
7	7	171220M3_8	Standard	250.000	6.26	44395.754	28291.551	235.383	249.4	-0.3	NO	1.000	NO	bb
8	8	171220M3_9	Standard	500.000	6.26	87177.555	28037.223	466.403	498.1	-0.4	NO	1.000	NO	bb
9	9	171220M3_10	Standard	1250.000	6.26	199527.516	26183.844	1143.038	1249.5	-0.0	NO	1.000	NO	bb
10	10	171220M3_11	Standard	2500.000	6.26	395467.813	26970.506	2199.446	2500.7	0.0	NO	1.000	NO	bb

Compound name: PFHxDA
Coefficient of Determination: R^2 = 0.999183
Calibration curve: -0.000339784 * x^2 + 0.505134 * x + 0.144331
Response type: Internal Std (Ref 51), Area * (IS Conc. / IS Area)
Curve type: 2nd Order, Origin: Exclude, Weighting: 1/x, Axis trans: None

	#	Name	Type	Std. Conc	RT	Area	IS Area	Response	Conc.	%Dev	Conc. Flag	CoD	CoD Flag	x=excluded
1	1	171220M3_2	Standard	0.250	6.66	232.896	6018.527	0.193	0.1	-61.1	NO	0.999	NO	bbX
2	2	171220M3_3	Standard	0.500	6.66	628.296	7096.361	0.443	0.6	18.2	NO	0.999	NO	MM
3	3	171220M3_4	Standard	1.000	6.66	853.861	7220.455	0.591	0.9	-11.5	NO	0.999	NO	bb
4	4	171220M3_5	Standard	2.000	6.66	1434.354	6881.214	1.042	1.8	-11.0	NO	0.999	NO	bb
5	5	171220M3_6	Standard	5.000	6.66	4203.933	7691.136	2.733	5.1	2.8	NO	0.999	NO	bb
6	6	171220M3_7	Standard	10.000	6.66	8136.493	7735.716	5.259	10.2	2.0	NO	0.999	NO	bb
7	7	171220M3_8	Standard	50.000	6.66	32309.211	6842.106	23.611	48.0	-4.0	NO	0.999	NO	bb
8	8	171220M3_9	Standard	100.000	6.66	66689.234	6718.294	49.633	105.5	5.5	NO	0.999	NO	bb
9	9	171220M3_10	Standard	250.000	6.66	150659.563	7313.475	103.001	243.5	-2.6	NO	0.999	NO	bb
10	10	171220M3_11	Standard	500.000	6.66	295048.688	8756.320	168.478	504.3	0.9	NO	0.999	NO	bb

Dataset: U:\Q4.PRO\results\171220M3\171220M3-crv.qld

Last Altered: Thursday, December 21, 2017 13:42:27 Pacific Standard Time
Printed: Thursday, December 21, 2017 14:13:24 Pacific Standard Time

Compound name: PFODA
Coefficient of Determination: R^2 = 0.996711
Calibration curve: -0.000345819 * x^2 + 0.648728 * x + 0.102254
Response type: Internal Std (Ref 51), Area * (IS Conc. / IS Area)
Curve type: 2nd Order, Origin: Include, Weighting: 1/x, Axis trans: None

	#	Name	Type	Std. Conc	RT	Area	IS Area	Response	Conc.	%Dev	Conc. Flag	CoD	CoD Flag	x=excluded
1	1	171220M3_2	Standard	0.250	6.87	373.207	6018.527	0.310	0.3	28.1	NO	0.997	NO	MMX
2	2	171220M3_3	Standard	0.500	6.87	604.169	7096.361	0.426	0.5	-0.3	NO	0.997	NO	MM
3	3	171220M3_4	Standard	1.000	6.87	1154.484	7220.455	0.799	1.1	7.5	NO	0.997	NO	MM
4	4	171220M3_5	Standard	2.000	6.87	1967.872	6881.214	1.430	2.0	2.4	NO	0.997	NO	MM
5	5	171220M3_6	Standard	5.000	6.87	5827.959	7691.136	3.789	5.7	14.0	NO	0.997	NO	bb
6	6	171220M3_7	Standard	10.000	6.87	10624.357	7735.716	6.867	10.5	4.9	NO	0.997	NO	bb
7	7	171220M3_8	Standard	50.000	6.87	43222.695	6842.106	31.586	49.9	-0.3	NO	0.997	NO	bb
8	8	171220M3_9	Standard	100.000	6.87	90039.305	6718.294	67.011	109.5	9.5	NO	0.997	NO	bb
9	9	171220M3_10	Standard	250.000	6.86	190699.266	7313.475	130.375	228.7	-8.5	NO	0.997	NO	bd
10	10	171220M3_11	Standard	500.000	6.87	423908.094	8756.320	242.058	513.6	2.7	NO	0.997	NO	bd

Compound name: N-MeFOSE
Correlation coefficient: r = 0.997547, r^2 = 0.995099
Calibration curve: 0.956658 * x + 0.4636
Response type: Internal Std (Ref 52), Area * (IS Conc. / IS Area)
Curve type: Linear, Origin: Exclude, Weighting: 1/x, Axis trans: None

	#	Name	Type	Std. Conc	RT	Area	IS Area	Response	Conc.	%Dev	Conc. Flag	CoD	CoD Flag	x=excluded
1	1	171220M3_2	Standard	1.250	6.37	257.477	26466.717	1.459	1.0	-16.7	NO	0.995	NO	dbX
2	2	171220M3_3	Standard	2.500	6.37	467.347	24153.420	2.902	2.5	2.0	NO	0.995	NO	MM
3	3	171220M3_4	Standard	5.000	6.37	1009.621	26551.693	5.704	5.5	9.6	NO	0.995	NO	db
4	4	171220M3_5	Standard	10.000	6.37	1741.485	25188.107	10.371	10.4	3.6	NO	0.995	NO	bb
5	5	171220M3_6	Standard	25.000	6.37	4424.782	30746.021	21.587	22.1	-11.7	NO	0.995	NO	bb
6	6	171220M3_7	Standard	50.000	6.37	9261.606	29180.051	47.609	49.3	-1.4	NO	0.995	NO	bb
7	7	171220M3_8	Standard	250.000	6.38	35354.090	25402.258	208.765	217.7	-12.9	NO	0.995	NO	bd
8	8	171220M3_9	Standard	500.000	6.37	80677.164	23813.998	508.171	530.7	6.1	NO	0.995	NO	bd
9	9	171220M3_10	Standard	1250.000	6.37	169778.656	19487.189	1306.848	1365.6	9.2	NO	0.995	NO	bb
10	10	171220M3_11	Standard	2500.000	6.37	358884.063	23552.273	2285.665	2388.7	-4.5	NO	0.995	NO	bd

Dataset: U:\Q4.PRO\results\171220M3\171220M3-crv.qld

Last Altered: Thursday, December 21, 2017 13:42:27 Pacific Standard Time
Printed: Thursday, December 21, 2017 14:13:24 Pacific Standard Time

Compound name: N-EtFOSE
Correlation coefficient: r = 0.998466, r^2 = 0.996934
Calibration curve: 1.10844 * x + 0.938238
Response type: Internal Std (Ref 53), Area * (IS Conc. / IS Area)
Curve type: Linear, Origin: Exclude, Weighting: 1/x, Axis trans: None

	#	Name	Type	Std. Conc	RT	Area	IS Area	Response	Conc.	%Dev	Conc. Flag	CoD	CoD Flag	x=excluded
1	1	171220M3_2	Standard	1.250	6.52	214.819	21230.092	1.518	0.5	-58.2	NO	0.997	NO	bbX
2	2	171220M3_3	Standard	2.500	6.51	524.380	24231.740	3.246	2.1	-16.7	NO	0.997	NO	MM
3	3	171220M3_4	Standard	5.000	6.52	1028.681	26272.771	5.873	4.5	-11.0	NO	0.997	NO	MM
4	4	171220M3_5	Standard	10.000	6.52	2083.887	20824.951	15.010	12.7	27.0	NO	0.997	NO	MM
5	5	171220M3_6	Standard	25.000	6.51	5560.877	30101.721	27.710	24.2	-3.4	NO	0.997	NO	bb
6	6	171220M3_7	Standard	50.000	6.51	9377.265	25787.107	54.546	48.4	-3.3	NO	0.997	NO	bb
7	7	171220M3_8	Standard	250.000	6.52	45654.867	23880.238	286.774	257.9	3.1	NO	0.997	NO	bb
8	8	171220M3_9	Standard	500.000	6.52	91064.789	22782.443	599.572	540.1	8.0	NO	0.997	NO	bb
9	9	171220M3_10	Standard	1250.000	6.52	200958.766	22593.432	1334.185	1202.8	-3.8	NO	0.997	NO	bd
10	10	171220M3_11	Standard	2500.000	6.52	412334.156	25108.416	2463.322	2221.5	-11.1	NO	0.997	NO	bdX

Compound name: 13C3-PFBA
Response Factor: 0.844492
RRF SD: 0.0462774, Relative SD: 5.47991
Response type: Internal Std (Ref 54), Area * (IS Conc. / IS Area)
Curve type: RF

	#	Name	Type	Std. Conc	RT	Area	IS Area	Response	Conc.	%Dev	Conc. Flag	CoD	CoD Flag	x=excluded
1	1	171220M3_2	Standard	12.500	1.69	9901.018	11321.121	10.932	12.9	3.6	NO		NO	bb
2	2	171220M3_3	Standard	12.500	1.69	10352.585	11576.154	11.179	13.2	5.9	NO		NO	bb
3	3	171220M3_4	Standard	12.500	1.69	11668.514	13258.775	11.001	13.0	4.2	NO		NO	bb
4	4	171220M3_5	Standard	12.500	1.69	10565.705	11951.529	11.051	13.1	4.7	NO		NO	bb
5	5	171220M3_6	Standard	12.500	1.69	12933.427	15308.216	10.561	12.5	0.0	NO		NO	bb
6	6	171220M3_7	Standard	12.500	1.69	11223.963	12631.414	11.107	13.2	5.2	NO		NO	bb
7	7	171220M3_8	Standard	12.500	1.69	10615.608	13439.118	9.874	11.7	-6.5	NO		NO	bb
8	8	171220M3_9	Standard	12.500	1.69	10811.907	13896.371	9.725	11.5	-7.9	NO		NO	bb
9	9	171220M3_10	Standard	12.500	1.69	10523.477	13366.139	9.842	11.7	-6.8	NO		NO	bb
10	10	171220M3_11	Standard	12.500	1.69	12047.342	14634.118	10.290	12.2	-2.5	NO		NO	bb

Dataset: U:\Q4.PRO\results\171220M3\171220M3-crv.qld

Last Altered: Thursday, December 21, 2017 13:42:27 Pacific Standard Time
Printed: Thursday, December 21, 2017 14:13:24 Pacific Standard Time

Compound name: 13C3-PFPeA
Response Factor: 0.835832
RRF SD: 0.0671533, Relative SD: 8.0343
Response type: Internal Std (Ref 55), Area * (IS Conc. / IS Area)
Curve type: RF

	#	Name	Type	Std. Conc	RT	Area	IS Area	Response	Conc.	%Dev	Conc. Flag	CoD	CoD Flag	x=excluded
1	1	171220M3_2	Standard	12.500	2.68	16010.337	17436.318	11.478	13.7	9.9	NO		NO	bb
2	2	171220M3_3	Standard	12.500	2.67	14845.797	17988.199	10.316	12.3	-1.3	NO		NO	bb
3	3	171220M3_4	Standard	12.500	2.67	17054.555	18783.762	11.349	13.6	8.6	NO		NO	bb
4	4	171220M3_5	Standard	12.500	2.67	15847.598	18863.521	10.501	12.6	0.5	NO		NO	bb
5	5	171220M3_6	Standard	12.500	2.67	17958.592	21583.873	10.400	12.4	-0.5	NO		NO	bb
6	6	171220M3_7	Standard	12.500	2.67	17526.148	20202.006	10.844	13.0	3.8	NO		NO	bb
7	7	171220M3_8	Standard	12.500	2.67	16585.078	20807.783	9.963	11.9	-4.6	NO		NO	bb
8	8	171220M3_9	Standard	12.500	2.67	16353.847	19323.902	10.579	12.7	1.3	NO		NO	bb
9	9	171220M3_10	Standard	12.500	2.67	14624.138	21647.063	8.445	10.1	-19.2	NO		NO	bb
10	10	171220M3_11	Standard	12.500	2.67	17232.648	20316.311	10.603	12.7	1.5	NO		NO	bb

Compound name: 13C3-PFBS
Response Factor: 0.10101
RRF SD: 0.0104947, Relative SD: 10.3898
Response type: Internal Std (Ref 55), Area * (IS Conc. / IS Area)
Curve type: RF

	#	Name	Type	Std. Conc	RT	Area	IS Area	Response	Conc.	%Dev	Conc. Flag	CoD	CoD Flag	x=excluded
1	1	171220M3_2	Standard	12.500	2.94	1794.284	17436.318	1.286	12.7	1.9	NO		NO	bb
2	2	171220M3_3	Standard	12.500	2.94	1932.533	17988.199	1.343	13.3	6.4	NO		NO	bb
3	3	171220M3_4	Standard	12.500	2.94	1991.995	18783.762	1.326	13.1	5.0	NO		NO	bb
4	4	171220M3_5	Standard	12.500	2.94	2001.124	18863.521	1.326	13.1	5.0	NO		NO	bb
5	5	171220M3_6	Standard	12.500	2.94	2520.310	21583.873	1.460	14.5	15.6	NO		NO	bb
6	6	171220M3_7	Standard	12.500	2.94	2197.101	20202.006	1.359	13.5	7.7	NO		NO	bb
7	7	171220M3_8	Standard	12.500	2.94	1851.315	20807.783	1.112	11.0	-11.9	NO		NO	bb
8	8	171220M3_9	Standard	12.500	2.94	1924.904	19323.902	1.245	12.3	-1.4	NO		NO	bb
9	9	171220M3_10	Standard	12.500	2.94	1789.064	21647.063	1.033	10.2	-18.2	NO		NO	bb
10	10	171220M3_11	Standard	12.500	2.93	1846.095	20316.311	1.136	11.2	-10.0	NO		NO	bb

Dataset: U:\Q4.PRO\results\171220M3\171220M3-crv.qld

Last Altered: Thursday, December 21, 2017 13:42:27 Pacific Standard Time
Printed: Thursday, December 21, 2017 14:13:24 Pacific Standard Time

Compound name: 13C2-PFHxA
Response Factor: 0.717661
RRF SD: 0.0293444, Relative SD: 4.08889
Response type: Internal Std (Ref 55), Area * (IS Conc. / IS Area)
Curve type: RF

	#	Name	Type	Std. Conc	RT	Area	IS Area	Response	Conc.	%Dev	Conc. Flag	CoD	CoD Flag	x=excluded
1	1	171220M3_2	Standard	5.000	3.44	5124.256	17436.318	3.674	5.1	2.4	NO		NO	bb
2	2	171220M3_3	Standard	5.000	3.44	5424.400	17988.199	3.769	5.3	5.0	NO		NO	bb
3	3	171220M3_4	Standard	5.000	3.44	5200.035	18783.762	3.460	4.8	-3.6	NO		NO	bb
4	4	171220M3_5	Standard	5.000	3.44	5604.469	18863.521	3.714	5.2	3.5	NO		NO	bb
5	5	171220M3_6	Standard	5.000	3.44	6257.635	21583.873	3.624	5.0	1.0	NO		NO	bb
6	6	171220M3_7	Standard	5.000	3.44	5788.096	20202.006	3.581	5.0	-0.2	NO		NO	bb
7	7	171220M3_8	Standard	5.000	3.44	5626.591	20807.783	3.380	4.7	-5.8	NO		NO	bb
8	8	171220M3_9	Standard	5.000	3.44	5457.951	19323.902	3.531	4.9	-1.6	NO		NO	bb
9	9	171220M3_10	Standard	5.000	3.43	5859.478	21647.063	3.384	4.7	-5.7	NO		NO	bb
10	10	171220M3_11	Standard	5.000	3.43	6121.184	20316.311	3.766	5.2	5.0	NO		NO	bb

Compound name: 13C4-PFHpA
Response Factor: 0.556925
RRF SD: 0.0476871, Relative SD: 8.56257
Response type: Internal Std (Ref 55), Area * (IS Conc. / IS Area)
Curve type: RF

	#	Name	Type	Std. Conc	RT	Area	IS Area	Response	Conc.	%Dev	Conc. Flag	CoD	CoD Flag	x=excluded
1	1	171220M3_2	Standard	12.500	4.06	10854.267	17436.318	7.781	14.0	11.8	NO		NO	bb
2	2	171220M3_3	Standard	12.500	4.06	10165.260	17988.199	7.064	12.7	1.5	NO		NO	bb
3	3	171220M3_4	Standard	12.500	4.06	11311.040	18783.762	7.527	13.5	8.1	NO		NO	bb
4	4	171220M3_5	Standard	12.500	4.06	10640.669	18863.521	7.051	12.7	1.3	NO		NO	bb
5	5	171220M3_6	Standard	12.500	4.06	12796.300	21583.873	7.411	13.3	6.5	NO		NO	bb
6	6	171220M3_7	Standard	12.500	4.06	10463.529	20202.006	6.474	11.6	-7.0	NO		NO	bb
7	7	171220M3_8	Standard	12.500	4.06	9736.052	20807.783	5.849	10.5	-16.0	NO		NO	bb
8	8	171220M3_9	Standard	12.500	4.06	10993.227	19323.902	7.111	12.8	2.1	NO		NO	bb
9	9	171220M3_10	Standard	12.500	4.06	10862.457	21647.063	6.272	11.3	-9.9	NO		NO	bb
10	10	171220M3_11	Standard	12.500	4.05	11498.501	20316.311	7.075	12.7	1.6	NO		NO	bb

Dataset: U:\Q4.PRO\results\171220M3\171220M3-crv.qld

Last Altered: Thursday, December 21, 2017 13:42:27 Pacific Standard Time
Printed: Thursday, December 21, 2017 14:13:24 Pacific Standard Time

Compound name: 18O2-PFHxS
Response Factor: 0.415134
RRF SD: 0.0283252, Relative SD: 6.82314
Response type: Internal Std (Ref 56), Area * (IS Conc. / IS Area)
Curve type: RF

	#	Name	Type	Std. Conc	RT	Area	IS Area	Response	Conc.	%Dev	Conc. Flag	CoD	CoD Flag	x=excluded
1	1	171220M3_2	Standard	12.500	4.20	1580.200	3531.700	5.593	13.5	7.8	NO		NO	bb
2	2	171220M3_3	Standard	12.500	4.20	1471.117	3439.145	5.347	12.9	3.0	NO		NO	bb
3	3	171220M3_4	Standard	12.500	4.20	1670.063	4115.072	5.073	12.2	-2.2	NO		NO	bb
4	4	171220M3_5	Standard	12.500	4.20	1649.347	3545.061	5.816	14.0	12.1	NO		NO	bb
5	5	171220M3_6	Standard	12.500	4.20	1793.911	4519.884	4.961	12.0	-4.4	NO		NO	bb
6	6	171220M3_7	Standard	12.500	4.20	1626.518	3723.393	5.460	13.2	5.2	NO		NO	bb
7	7	171220M3_8	Standard	12.500	4.20	1621.273	4326.415	4.684	11.3	-9.7	NO		NO	bb
8	8	171220M3_9	Standard	12.500	4.20	1624.397	4003.798	5.071	12.2	-2.3	NO		NO	bb
9	9	171220M3_10	Standard	12.500	4.19	1484.622	3829.366	4.846	11.7	-6.6	NO		NO	bb
10	10	171220M3_11	Standard	12.500	4.19	1619.437	4016.617	5.040	12.1	-2.9	NO		NO	bb

Compound name: 13C2-6:2 FTS
Response Factor: 0.371175
RRF SD: 0.123374, Relative SD: 33.2388
Response type: Internal Std (Ref 57), Area * (IS Conc. / IS Area)
Curve type: RF

	#	Name	Type	Std. Conc	RT	Area	IS Area	Response	Conc.	%Dev	Conc. Flag	CoD	CoD Flag	x=excluded
1	1	171220M3_2	Standard	12.500	4.52	4197.197	11863.161	4.423	11.9	-4.7	NO		NO	bb
2	2	171220M3_3	Standard	12.500	4.52	3404.224	11354.671	3.748	10.1	-19.2	NO		NO	bb
3	3	171220M3_4	Standard	12.500	4.52	3326.072	13789.112	3.015	8.1	-35.0	NO		NO	bb
4	4	171220M3_5	Standard	12.500	4.51	4010.005	11979.549	4.184	11.3	-9.8	NO		NO	bb
5	5	171220M3_6	Standard	12.500	4.51	4474.613	18288.830	3.058	8.2	-34.1	NO		NO	bb
6	6	171220M3_7	Standard	12.500	4.51	4303.082	13239.380	4.063	10.9	-12.4	NO		NO	bb
7	7	171220M3_8	Standard	12.500	4.51	4953.953	14203.943	4.360	11.7	-6.0	NO		NO	bb
8	8	171220M3_9	Standard	12.500	4.51	6319.862	14737.301	5.360	14.4	15.5	NO		NO	bb
9	9	171220M3_10	Standard	12.500	4.51	6583.592	13639.266	6.034	16.3	30.0	NO		NO	bb
10	10	171220M3_11	Standard	12.500	4.51	10594.741	16244.465	8.153	22.0	75.7	NO		NO	bb

Dataset: U:\Q4.PRO\results\171220M3\171220M3-crv.qld

Last Altered: Thursday, December 21, 2017 13:42:27 Pacific Standard Time
Printed: Thursday, December 21, 2017 14:13:24 Pacific Standard Time

Compound name: 13C2-PFOA
Response Factor: 1.26346
RRF SD: 0.101813, Relative SD: 8.05826
Response type: Internal Std (Ref 57), Area * (IS Conc. / IS Area)
Curve type: RF

	#	Name	Type	Std. Conc	RT	Area	IS Area	Response	Conc.	%Dev	Conc. Flag	CoD	CoD Flag	x=excluded
1	1	171220M3_2	Standard	12.500	4.57	17481.631	11863.161	18.420	14.6	16.6	NO		NO	bbX
2	2	171220M3_3	Standard	12.500	4.57	13827.958	11354.671	15.223	12.0	-3.6	NO		NO	bb
3	3	171220M3_4	Standard	12.500	4.57	18339.627	13789.112	16.625	13.2	5.3	NO		NO	bb
4	4	171220M3_5	Standard	12.500	4.57	17521.912	11979.549	18.283	14.5	15.8	NO		NO	bb
5	5	171220M3_6	Standard	12.500	4.57	23621.387	18288.830	16.145	12.8	2.2	NO		NO	bb
6	6	171220M3_7	Standard	12.500	4.57	16819.174	13239.380	15.880	12.6	0.5	NO		NO	bb
7	7	171220M3_8	Standard	12.500	4.57	17858.980	14203.943	15.717	12.4	-0.5	NO		NO	bb
8	8	171220M3_9	Standard	12.500	4.56	18660.688	14737.301	15.828	12.5	0.2	NO		NO	bb
9	9	171220M3_10	Standard	12.500	4.56	16137.063	13639.266	14.789	11.7	-6.4	NO		NO	bb
10	10	171220M3_11	Standard	12.500	4.56	17738.822	16244.465	13.650	10.8	-13.6	NO		NO	bb

Compound name: 13C5-PFNA
Response Factor: 0.857994
RRF SD: 0.0879419, Relative SD: 10.2497
Response type: Internal Std (Ref 58), Area * (IS Conc. / IS Area)
Curve type: RF

	#	Name	Type	Std. Conc	RT	Area	IS Area	Response	Conc.	%Dev	Conc. Flag	CoD	CoD Flag	x=excluded
1	1	171220M3_2	Standard	12.500	4.99	12451.023	13369.934	11.641	13.6	8.5	NO		NO	bb
2	2	171220M3_3	Standard	12.500	4.99	13140.419	13331.393	12.321	14.4	14.9	NO		NO	bb
3	3	171220M3_4	Standard	12.500	4.99	14277.561	14797.869	12.060	14.1	12.5	NO		NO	bb
4	4	171220M3_5	Standard	12.500	4.99	10769.454	13171.256	10.221	11.9	-4.7	NO		NO	bb
5	5	171220M3_6	Standard	12.500	4.99	16112.501	19503.986	10.326	12.0	-3.7	NO		NO	bb
6	6	171220M3_7	Standard	12.500	4.99	13494.229	15834.069	10.653	12.4	-0.7	NO		NO	bb
7	7	171220M3_8	Standard	12.500	4.99	13543.872	18127.982	9.339	10.9	-12.9	NO		NO	bb
8	8	171220M3_9	Standard	12.500	4.99	13192.101	16772.307	9.832	11.5	-8.3	NO		NO	bb
9	9	171220M3_10	Standard	12.500	4.99	12803.374	17145.523	9.334	10.9	-13.0	NO		NO	bb
10	10	171220M3_11	Standard	12.500	4.99	16163.982	17536.066	11.522	13.4	7.4	NO		NO	bb

Dataset: U:\Q4.PRO\results\171220M3\171220M3-crv.qld

Last Altered: Thursday, December 21, 2017 13:42:27 Pacific Standard Time
Printed: Thursday, December 21, 2017 14:13:24 Pacific Standard Time

Compound name: 13C8-PFOSA
Response Factor: 0.258068
RRF SD: 0.0183728, Relative SD: 7.11936
Response type: Internal Std (Ref 61), Area * (IS Conc. / IS Area)
Curve type: RF

	#	Name	Type	Std. Conc	RT	Area	IS Area	Response	Conc.	%Dev	Conc. Flag	CoD	CoD Flag	x=excluded
1	1	171220M3_2	Standard	12.500	5.05	4301.879	15191.198	3.540	13.7	9.7	NO		NO	bbX
2	2	171220M3_3	Standard	12.500	5.05	4207.322	17283.521	3.043	11.8	-5.7	NO		NO	bb
3	3	171220M3_4	Standard	12.500	5.05	4614.241	18273.809	3.156	12.2	-2.2	NO		NO	bb
4	4	171220M3_5	Standard	12.500	5.05	4784.923	17760.213	3.368	13.0	4.4	NO		NO	bb
5	5	171220M3_6	Standard	12.500	5.05	5630.864	20306.641	3.466	13.4	7.4	NO		NO	bb
6	6	171220M3_7	Standard	12.500	5.05	5070.510	17610.465	3.599	13.9	11.6	NO		NO	bb
7	7	171220M3_8	Standard	12.500	5.05	4147.894	17015.627	3.047	11.8	-5.5	NO		NO	bb
8	8	171220M3_9	Standard	12.500	5.04	4576.787	19440.188	2.943	11.4	-8.8	NO		NO	bb
9	9	171220M3_10	Standard	12.500	5.04	4510.511	17704.082	3.185	12.3	-1.3	NO		NO	bb
10	10	171220M3_11	Standard	12.500	5.04	4990.512	17827.631	3.499	13.6	8.5	NO		NO	bbX

Compound name: 13C8-PFOS
Response Factor: 0.938848
RRF SD: 0.116882, Relative SD: 12.4495
Response type: Internal Std (Ref 59), Area * (IS Conc. / IS Area)
Curve type: RF

	#	Name	Type	Std. Conc	RT	Area	IS Area	Response	Conc.	%Dev	Conc. Flag	CoD	CoD Flag	x=excluded
1	1	171220M3_2	Standard	12.500	5.07	4432.016	3938.116	14.068	15.0	19.9	NO		NO	bb
2	2	171220M3_3	Standard	12.500	5.07	4019.243	3902.237	12.875	13.7	9.7	NO		NO	bb
3	3	171220M3_4	Standard	12.500	5.07	4665.324	4829.983	12.074	12.9	2.9	NO		NO	bb
4	4	171220M3_5	Standard	12.500	5.07	4010.037	4671.685	10.730	11.4	-8.6	NO		NO	bb
5	5	171220M3_6	Standard	12.500	5.06	5416.580	5057.298	13.388	14.3	14.1	NO		NO	bb
6	6	171220M3_7	Standard	12.500	5.07	3722.630	4739.447	9.818	10.5	-16.3	NO		NO	bb
7	7	171220M3_8	Standard	12.500	5.07	3963.714	4200.045	11.797	12.6	0.5	NO		NO	bb
8	8	171220M3_9	Standard	12.500	5.07	4277.105	4400.327	12.150	12.9	3.5	NO		NO	bb
9	9	171220M3_10	Standard	12.500	5.06	3531.512	4461.700	9.894	10.5	-15.7	NO		NO	bb
10	10	171220M3_11	Standard	12.500	5.06	4046.957	4788.976	10.563	11.3	-10.0	NO		NO	bb

Dataset: U:\Q4.PRO\results\171220M3\171220M3-crv.qld

Last Altered: Thursday, December 21, 2017 13:42:27 Pacific Standard Time
Printed: Thursday, December 21, 2017 14:13:24 Pacific Standard Time

Compound name: 13C2-PFDA
Response Factor: 1.03289
RRF SD: 0.129049, Relative SD: 12.494
Response type: Internal Std (Ref 60), Area * (IS Conc. / IS Area)
Curve type: RF

	#	Name	Type	Std. Conc	RT	Area	IS Area	Response	Conc.	%Dev	Conc. Flag	CoD	CoD Flag	x=excluded
1	1	171220M3_2	Standard	12.500	5.36	14095.018	13231.744	13.316	12.9	3.1	NO		NO	bb
2	2	171220M3_3	Standard	12.500	5.36	14841.179	11695.385	15.862	15.4	22.9	NO		NO	bb
3	3	171220M3_4	Standard	12.500	5.36	16200.420	17505.160	11.568	11.2	-10.4	NO		NO	bb
4	4	171220M3_5	Standard	12.500	5.36	14225.556	12657.558	14.048	13.6	8.8	NO		NO	bb
5	5	171220M3_6	Standard	12.500	5.36	19302.926	16693.639	14.454	14.0	11.9	NO		NO	bb
6	6	171220M3_7	Standard	12.500	5.36	17396.010	16449.625	13.219	12.8	2.4	NO		NO	bb
7	7	171220M3_8	Standard	12.500	5.36	15278.537	15935.726	11.985	11.6	-7.2	NO		NO	bb
8	8	171220M3_9	Standard	12.500	5.35	15061.996	17482.258	10.769	10.4	-16.6	NO		NO	bb
9	9	171220M3_10	Standard	12.500	5.35	13584.130	13207.834	12.856	12.4	-0.4	NO		NO	bb
10	10	171220M3_11	Standard	12.500	5.35	14189.258	16075.788	11.033	10.7	-14.5	NO		NO	bb

Compound name: 13C2-8:2 FTS
Response Factor: 0.150987
RRF SD: 0.0216597, Relative SD: 14.3454
Response type: Internal Std (Ref 55), Area * (IS Conc. / IS Area)
Curve type: RF

	#	Name	Type	Std. Conc	RT	Area	IS Area	Response	Conc.	%Dev	Conc. Flag	CoD	CoD Flag	x=excluded
1	1	171220M3_2	Standard	12.500	5.33	2468.690	17436.318	1.770	11.7	-6.2	NO		NO	bb
2	2	171220M3_3	Standard	12.500	5.33	2884.006	17988.199	2.004	13.3	6.2	NO		NO	bb
3	3	171220M3_4	Standard	12.500	5.33	2580.640	18783.762	1.717	11.4	-9.0	NO		NO	bb
4	4	171220M3_5	Standard	12.500	5.33	2404.636	18863.521	1.593	10.6	-15.6	NO		NO	bb
5	5	171220M3_6	Standard	12.500	5.33	3285.043	21583.873	1.902	12.6	0.8	NO		NO	bb
6	6	171220M3_7	Standard	12.500	5.33	2923.816	20202.006	1.809	12.0	-4.1	NO		NO	bb
7	7	171220M3_8	Standard	12.500	5.33	3022.922	20807.783	1.816	12.0	-3.8	NO		NO	bb
8	8	171220M3_9	Standard	12.500	5.32	3843.861	19323.902	2.486	16.5	31.7	NO		NO	bb
9	9	171220M3_10	Standard	12.500	5.33	3838.333	21647.063	2.216	14.7	17.4	NO		NO	bbX
10	10	171220M3_11	Standard	12.500	5.32	7395.000	20316.311	4.550	30.1	141.1	NO		NO	bdX

Dataset: U:\Q4.PRO\results\171220M3\171220M3-crv.qld

Last Altered: Thursday, December 21, 2017 13:42:27 Pacific Standard Time
Printed: Thursday, December 21, 2017 14:13:24 Pacific Standard Time

Compound name: d3-N-MeFOSAA
Response Factor: 0.302491
RRF SD: 0.025374, Relative SD: 8.38835
Response type: Internal Std (Ref 61), Area * (IS Conc. / IS Area)
Curve type: RF

	#	Name	Type	Std. Conc	RT	Area	IS Area	Response	Conc.	%Dev	Conc. Flag	CoD	CoD Flag	x=excluded
1	1	171220M3_2	Standard	12.500	5.50	5439.271	15191.198	4.476	14.8	18.4	NO		NO	bb
2	2	171220M3_3	Standard	12.500	5.50	5089.315	17283.521	3.681	12.2	-2.7	NO		NO	bb
3	3	171220M3_4	Standard	12.500	5.50	5878.480	18273.809	4.021	13.3	6.3	NO		NO	bb
4	4	171220M3_5	Standard	12.500	5.50	4833.505	17760.213	3.402	11.2	-10.0	NO		NO	bb
5	5	171220M3_6	Standard	12.500	5.50	5764.655	20306.641	3.549	11.7	-6.2	NO		NO	bb
6	6	171220M3_7	Standard	12.500	5.50	5474.898	17610.465	3.886	12.8	2.8	NO		NO	bb
7	7	171220M3_8	Standard	12.500	5.50	5084.582	17015.627	3.735	12.3	-1.2	NO		NO	bb
8	8	171220M3_9	Standard	12.500	5.50	5732.255	19440.188	3.686	12.2	-2.5	NO		NO	bb
9	9	171220M3_10	Standard	12.500	5.49	5091.813	17704.082	3.595	11.9	-4.9	NO		NO	bb
10	10	171220M3_11	Standard	12.500	5.50	5467.177	17827.631	3.833	12.7	1.4	NO		NO	bbX

Compound name: d5-N-EtFOSAA
Response Factor: 0.363939
RRF SD: 0.03766, Relative SD: 10.3479
Response type: Internal Std (Ref 61), Area * (IS Conc. / IS Area)
Curve type: RF

	#	Name	Type	Std. Conc	RT	Area	IS Area	Response	Conc.	%Dev	Conc. Flag	CoD	CoD Flag	x=excluded
1	1	171220M3_2	Standard	12.500	5.65	6054.529	15191.198	4.982	13.7	9.5	NO		NO	bb
2	2	171220M3_3	Standard	12.500	5.65	6999.333	17283.521	5.062	13.9	11.3	NO		NO	bd
3	3	171220M3_4	Standard	12.500	5.65	6365.733	18273.809	4.354	12.0	-4.3	NO		NO	bb
4	4	171220M3_5	Standard	12.500	5.65	6146.625	17760.213	4.326	11.9	-4.9	NO		NO	bb
5	5	171220M3_6	Standard	12.500	5.65	8215.068	20306.641	5.057	13.9	11.2	NO		NO	bd
6	6	171220M3_7	Standard	12.500	5.65	6844.496	17610.465	4.858	13.3	6.8	NO		NO	bb
7	7	171220M3_8	Standard	12.500	5.65	6279.905	17015.627	4.613	12.7	1.4	NO		NO	bb
8	8	171220M3_9	Standard	12.500	5.65	5504.656	19440.188	3.539	9.7	-22.2	NO		NO	bb
9	9	171220M3_10	Standard	12.500	5.64	6164.773	17704.082	4.353	12.0	-4.3	NO		NO	bb
10	10	171220M3_11	Standard	12.500	5.64	6199.908	17827.631	4.347	11.9	-4.4	NO		NO	bb

Dataset: U:\Q4.PRO\results\171220M3\171220M3-crv.qld

Last Altered: Thursday, December 21, 2017 13:42:27 Pacific Standard Time
Printed: Thursday, December 21, 2017 14:13:24 Pacific Standard Time

Compound name: 13C2-PFUdA
Response Factor: 1.07897
RRF SD: 0.16108, Relative SD: 14.9291
Response type: Internal Std (Ref 61), Area * (IS Conc. / IS Area)
Curve type: RF

	#	Name	Type	Std. Conc	RT	Area	IS Area	Response	Conc.	%Dev	Conc. Flag	CoD	CoD Flag	x=excluded
1	1	171220M3_2	Standard	12.500	5.67	21292.980	15191.198	17.521	16.2	29.9	NO		NO	bb
2	2	171220M3_3	Standard	12.500	5.67	15285.829	17283.521	11.055	10.2	-18.0	NO		NO	bb
3	3	171220M3_4	Standard	12.500	5.67	19889.518	18273.809	13.605	12.6	0.9	NO		NO	bb
4	4	171220M3_5	Standard	12.500	5.67	20820.088	17760.213	14.654	13.6	8.6	NO		NO	bb
5	5	171220M3_6	Standard	12.500	5.67	19543.617	20306.641	12.030	11.1	-10.8	NO		NO	bb
6	6	171220M3_7	Standard	12.500	5.67	20987.092	17610.465	14.897	13.8	10.5	NO		NO	bb
7	7	171220M3_8	Standard	12.500	5.67	17802.455	17015.627	13.078	12.1	-3.0	NO		NO	bb
8	8	171220M3_9	Standard	12.500	5.66	17675.537	19440.188	11.365	10.5	-15.7	NO		NO	bb
9	9	171220M3_10	Standard	12.500	5.66	18665.240	17704.082	13.179	12.2	-2.3	NO		NO	bb
10	10	171220M3_11	Standard	12.500	5.66	18628.814	17827.631	13.062	12.1	-3.2	NO		NO	bbX

Compound name: 13C2-PFDoA
Response Factor: 0.807667
RRF SD: 0.0854148, Relative SD: 10.5755
Response type: Internal Std (Ref 61), Area * (IS Conc. / IS Area)
Curve type: RF

	#	Name	Type	Std. Conc	RT	Area	IS Area	Response	Conc.	%Dev	Conc. Flag	CoD	CoD Flag	x=excluded
1	1	171220M3_2	Standard	12.500	5.95	13653.200	15191.198	11.234	13.9	11.3	NO		NO	bd
2	2	171220M3_3	Standard	12.500	5.94	16149.119	17283.521	11.680	14.5	15.7	NO		NO	bb
3	3	171220M3_4	Standard	12.500	5.94	14601.213	18273.809	9.988	12.4	-1.1	NO		NO	bb
4	4	171220M3_5	Standard	12.500	5.94	12538.322	17760.213	8.825	10.9	-12.6	NO		NO	bb
5	5	171220M3_6	Standard	12.500	5.94	15746.109	20306.641	9.693	12.0	-4.0	NO		NO	bb
6	6	171220M3_7	Standard	12.500	5.94	16195.262	17610.465	11.495	14.2	13.9	NO		NO	bb
7	7	171220M3_8	Standard	12.500	5.94	14219.911	17015.627	10.446	12.9	3.5	NO		NO	bb
8	8	171220M3_9	Standard	12.500	5.94	13945.975	19440.188	8.967	11.1	-11.2	NO		NO	bb
9	9	171220M3_10	Standard	12.500	5.94	12892.213	17704.082	9.103	11.3	-9.8	NO		NO	bb
10	10	171220M3_11	Standard	12.500	5.94	13588.356	17827.631	9.528	11.8	-5.6	NO		NO	bb

Dataset: U:\Q4.PRO\results\171220M3\171220M3-crv.qld

Last Altered: Thursday, December 21, 2017 13:42:27 Pacific Standard Time
Printed: Thursday, December 21, 2017 14:13:24 Pacific Standard Time

Compound name: d3-N-MeFOSA
Response Factor: 0.09119
RRF SD: 0.00592042, Relative SD: 6.4924
Response type: Internal Std (Ref 61), Area * (IS Conc. / IS Area)
Curve type: RF

	#	Name	Type	Std. Conc	RT	Area	IS Area	Response	Conc.	%Dev	Conc. Flag	CoD	CoD Flag	x=excluded
1	1	171220M3_2	Standard	150.000	5.93	18243.080	15191.198	15.011	164.6	9.7	NO		NO	bbX
2	2	171220M3_3	Standard	150.000	5.92	18733.857	17283.521	13.549	148.6	-0.9	NO		NO	bb
3	3	171220M3_4	Standard	150.000	5.92	21296.822	18273.809	14.568	159.8	6.5	NO		NO	bb
4	4	171220M3_5	Standard	150.000	5.92	19934.709	17760.213	14.030	153.9	2.6	NO		NO	bb
5	5	171220M3_6	Standard	150.000	5.92	23662.617	20306.641	14.566	159.7	6.5	NO		NO	bb
6	6	171220M3_7	Standard	150.000	5.92	20210.393	17610.465	14.345	157.3	4.9	NO		NO	bb
7	7	171220M3_8	Standard	150.000	5.93	19084.445	17015.627	14.020	153.7	2.5	NO		NO	bb
8	8	171220M3_9	Standard	150.000	5.92	18752.416	19440.188	12.058	132.2	-11.8	NO		NO	bb
9	9	171220M3_10	Standard	150.000	5.92	17726.287	17704.082	12.516	137.2	-8.5	NO		NO	bb
10	10	171220M3_11	Standard	150.000	5.92	19189.295	17827.631	13.455	147.5	-1.6	NO		NO	bb

Compound name: 13C2-PFTeDA
Response Factor: 0.821316
RRF SD: 0.0788158, Relative SD: 9.59627
Response type: Internal Std (Ref 61), Area * (IS Conc. / IS Area)
Curve type: RF

	#	Name	Type	Std. Conc	RT	Area	IS Area	Response	Conc.	%Dev	Conc. Flag	CoD	CoD Flag	x=excluded
1	1	171220M3_2	Standard	12.500	6.38	13227.618	15191.198	10.884	13.3	6.0	NO		NO	bbX
2	2	171220M3_3	Standard	12.500	6.37	13892.959	17283.521	10.048	12.2	-2.1	NO		NO	bb
3	3	171220M3_4	Standard	12.500	6.37	14263.558	18273.809	9.757	11.9	-5.0	NO		NO	bb
4	4	171220M3_5	Standard	12.500	6.37	12802.195	17760.213	9.010	11.0	-12.2	NO		NO	dd
5	5	171220M3_6	Standard	12.500	6.37	15975.569	20306.641	9.834	12.0	-4.2	NO		NO	bb
6	6	171220M3_7	Standard	12.500	6.37	16308.520	17610.465	11.576	14.1	12.8	NO		NO	bb
7	7	171220M3_8	Standard	12.500	6.37	16225.711	17015.627	11.920	14.5	16.1	NO		NO	db
8	8	171220M3_9	Standard	12.500	6.37	15152.739	19440.188	9.743	11.9	-5.1	NO		NO	bb
9	9	171220M3_10	Standard	12.500	6.37	14508.577	17704.082	10.244	12.5	-0.2	NO		NO	bb
10	10	171220M3_11	Standard	12.500	6.37	13889.512	17827.631	9.739	11.9	-5.1	NO		NO	bbX

Dataset: U:\Q4.PRO\results\171220M3\171220M3-crv.qld

Last Altered: Thursday, December 21, 2017 13:42:27 Pacific Standard Time
Printed: Thursday, December 21, 2017 14:13:24 Pacific Standard Time

Compound name: d5-N-ETFOSA
Response Factor: 0.139527
RRF SD: 0.0124342, Relative SD: 8.91167
Response type: Internal Std (Ref 61), Area * (IS Conc. / IS Area)
Curve type: RF

	#	Name	Type	Std. Conc	RT	Area	IS Area	Response	Conc.	%Dev	Conc. Flag	CoD	CoD Flag	x=excluded
1	1	171220M3_2	Standard	150.000	6.27	28480.320	15191.198	23.435	168.0	12.0	NO		NO	bb
2	2	171220M3_3	Standard	150.000	6.27	29390.365	17283.521	21.256	152.3	1.6	NO		NO	bb
3	3	171220M3_4	Standard	150.000	6.27	32574.322	18273.809	22.282	159.7	6.5	NO		NO	bb
4	4	171220M3_5	Standard	150.000	6.27	30521.186	17760.213	21.481	154.0	2.6	NO		NO	bb
5	5	171220M3_6	Standard	150.000	6.27	35455.441	20306.641	21.825	156.4	4.3	NO		NO	bb
6	6	171220M3_7	Standard	150.000	6.27	32124.551	17610.465	22.802	163.4	8.9	NO		NO	bb
7	7	171220M3_8	Standard	150.000	6.27	28291.551	17015.627	20.784	149.0	-0.7	NO		NO	bb
8	8	171220M3_9	Standard	150.000	6.27	28037.223	19440.188	18.028	129.2	-13.9	NO		NO	bb
9	9	171220M3_10	Standard	150.000	6.27	26183.844	17704.082	18.487	132.5	-11.7	NO		NO	bb
10	10	171220M3_11	Standard	150.000	6.27	26970.506	17827.631	18.911	135.5	-9.6	NO		NO	bb

Compound name: 13C2-PFHxDA
Response Factor: 1.01754
RRF SD: 0.101903, Relative SD: 10.0146
Response type: Internal Std (Ref 61), Area * (IS Conc. / IS Area)
Curve type: RF

	#	Name	Type	Std. Conc	RT	Area	IS Area	Response	Conc.	%Dev	Conc. Flag	CoD	CoD Flag	x=excluded
1	1	171220M3_2	Standard	5.000	6.66	6018.527	15191.198	4.952	4.9	-2.7	NO		NO	bbX
2	2	171220M3_3	Standard	5.000	6.66	7096.361	17283.521	5.132	5.0	0.9	NO		NO	bb
3	3	171220M3_4	Standard	5.000	6.66	7220.455	18273.809	4.939	4.9	-2.9	NO		NO	bb
4	4	171220M3_5	Standard	5.000	6.66	6881.214	17760.213	4.843	4.8	-4.8	NO		NO	bb
5	5	171220M3_6	Standard	5.000	6.66	7691.136	20306.641	4.734	4.7	-6.9	NO		NO	bb
6	6	171220M3_7	Standard	5.000	6.66	7735.716	17610.465	5.491	5.4	7.9	NO		NO	bb
7	7	171220M3_8	Standard	5.000	6.66	6842.106	17015.627	5.026	4.9	-1.2	NO		NO	bb
8	8	171220M3_9	Standard	5.000	6.66	6718.294	19440.188	4.320	4.2	-15.1	NO		NO	bb
9	9	171220M3_10	Standard	5.000	6.66	7313.475	17704.082	5.164	5.1	1.5	NO		NO	bb
10	10	171220M3_11	Standard	5.000	6.66	8756.320	17827.631	6.140	6.0	20.7	NO		NO	bd

Dataset: U:\Q4.PRO\results\171220M3\171220M3-crv.qld

Last Altered: Thursday, December 21, 2017 13:42:27 Pacific Standard Time
Printed: Thursday, December 21, 2017 14:13:24 Pacific Standard Time

Compound name: d7-N-MeFOSE
Response Factor: 0.116476
RRF SD: 0.013731, Relative SD: 11.7887
Response type: Internal Std (Ref 61), Area * (IS Conc. / IS Area)
Curve type: RF

	#	Name	Type	Std. Conc	RT	Area	IS Area	Response	Conc.	%Dev	Conc. Flag	CoD	CoD Flag	x=excluded
1	1	171220M3_2	Standard	150.000	6.36	26466.717	15191.198	21.778	187.0	24.6	NO		NO	bbX
2	2	171220M3_3	Standard	150.000	6.37	24153.420	17283.521	17.469	150.0	-0.0	NO		NO	bb
3	3	171220M3_4	Standard	150.000	6.36	26551.693	18273.809	18.162	155.9	4.0	NO		NO	bd
4	4	171220M3_5	Standard	150.000	6.37	25188.107	17760.213	17.728	152.2	1.5	NO		NO	bb
5	5	171220M3_6	Standard	150.000	6.36	30746.021	20306.641	18.926	162.5	8.3	NO		NO	bd
6	6	171220M3_7	Standard	150.000	6.36	29180.051	17610.465	20.712	177.8	18.5	NO		NO	bb
7	7	171220M3_8	Standard	150.000	6.37	25402.258	17015.627	18.661	160.2	6.8	NO		NO	dd
8	8	171220M3_9	Standard	150.000	6.37	23813.998	19440.188	15.312	131.5	-12.4	NO		NO	bb
9	9	171220M3_10	Standard	150.000	6.36	19487.189	17704.082	13.759	118.1	-21.2	NO		NO	bd
10	10	171220M3_11	Standard	150.000	6.36	23552.273	17827.631	16.514	141.8	-5.5	NO		NO	bb

Compound name: d9-N-EtFOSE
Response Factor: 0.113138
RRF SD: 0.0100074, Relative SD: 8.84528
Response type: Internal Std (Ref 61), Area * (IS Conc. / IS Area)
Curve type: RF

	#	Name	Type	Std. Conc	RT	Area	IS Area	Response	Conc.	%Dev	Conc. Flag	CoD	CoD Flag	x=excluded
1	1	171220M3_2	Standard	150.000	6.51	21230.092	15191.198	17.469	154.4	2.9	NO		NO	bdX
2	2	171220M3_3	Standard	150.000	6.51	24231.740	17283.521	17.525	154.9	3.3	NO		NO	MM
3	3	171220M3_4	Standard	150.000	6.51	26272.771	18273.809	17.972	158.8	5.9	NO		NO	bb
4	4	171220M3_5	Standard	150.000	6.51	20824.951	17760.213	14.657	129.6	-13.6	NO		NO	MM
5	5	171220M3_6	Standard	150.000	6.51	30101.721	20306.641	18.529	163.8	9.2	NO		NO	bb
6	6	171220M3_7	Standard	150.000	6.51	25787.107	17610.465	18.304	161.8	7.9	NO		NO	bb
7	7	171220M3_8	Standard	150.000	6.51	23880.238	17015.627	17.543	155.1	3.4	NO		NO	bb
8	8	171220M3_9	Standard	150.000	6.51	22782.443	19440.188	14.649	129.5	-13.7	NO		NO	bd
9	9	171220M3_10	Standard	150.000	6.51	22593.432	17704.082	15.952	141.0	-6.0	NO		NO	bd
10	10	171220M3_11	Standard	150.000	6.51	25108.416	17827.631	17.605	155.6	3.7	NO		NO	bb

Dataset: U:\Q4.PRO\results\171220M3\171220M3-crv.qld

Last Altered: Thursday, December 21, 2017 13:42:27 Pacific Standard Time
Printed: Thursday, December 21, 2017 14:13:24 Pacific Standard Time

Compound name: 13C4-PFBA
Response Factor: 1
RRF SD: 0, Relative SD: 0
Response type: Internal Std (Ref 54), Area * (IS Conc. / IS Area)
Curve type: RF

	#	Name	Type	Std. Conc	RT	Area	IS Area	Response	Conc.	%Dev	Conc. Flag	CoD	CoD Flag	x=excluded
1	1	171220M3_2	Standard	12.500	1.69	11321.121	11321.121	12.500	12.5	0.0	NO		NO	bb
2	2	171220M3_3	Standard	12.500	1.69	11576.154	11576.154	12.500	12.5	0.0	NO		NO	bb
3	3	171220M3_4	Standard	12.500	1.69	13258.775	13258.775	12.500	12.5	0.0	NO		NO	bb
4	4	171220M3_5	Standard	12.500	1.69	11951.529	11951.529	12.500	12.5	0.0	NO		NO	bb
5	5	171220M3_6	Standard	12.500	1.69	15308.216	15308.216	12.500	12.5	0.0	NO		NO	bb
6	6	171220M3_7	Standard	12.500	1.69	12631.414	12631.414	12.500	12.5	0.0	NO		NO	bb
7	7	171220M3_8	Standard	12.500	1.69	13439.118	13439.118	12.500	12.5	0.0	NO		NO	bb
8	8	171220M3_9	Standard	12.500	1.69	13896.371	13896.371	12.500	12.5	0.0	NO		NO	bb
9	9	171220M3_10	Standard	12.500	1.68	13366.139	13366.139	12.500	12.5	0.0	NO		NO	bb
10	10	171220M3_11	Standard	12.500	1.68	14634.118	14634.118	12.500	12.5	0.0	NO		NO	bb

Compound name: 13C5-PFHxA
Response Factor: 1
RRF SD: 0, Relative SD: 0
Response type: Internal Std (Ref 55), Area * (IS Conc. / IS Area)
Curve type: RF

	#	Name	Type	Std. Conc	RT	Area	IS Area	Response	Conc.	%Dev	Conc. Flag	CoD	CoD Flag	x=excluded
1	1	171220M3_2	Standard	12.500	3.44	17436.318	17436.318	12.500	12.5	0.0	NO		NO	bb
2	2	171220M3_3	Standard	12.500	3.44	17988.199	17988.199	12.500	12.5	0.0	NO		NO	bb
3	3	171220M3_4	Standard	12.500	3.44	18783.762	18783.762	12.500	12.5	0.0	NO		NO	bb
4	4	171220M3_5	Standard	12.500	3.44	18863.521	18863.521	12.500	12.5	0.0	NO		NO	bb
5	5	171220M3_6	Standard	12.500	3.44	21583.873	21583.873	12.500	12.5	0.0	NO		NO	bb
6	6	171220M3_7	Standard	12.500	3.44	20202.006	20202.006	12.500	12.5	0.0	NO		NO	bb
7	7	171220M3_8	Standard	12.500	3.44	20807.783	20807.783	12.500	12.5	0.0	NO		NO	bb
8	8	171220M3_9	Standard	12.500	3.44	19323.902	19323.902	12.500	12.5	0.0	NO		NO	bb
9	9	171220M3_10	Standard	12.500	3.43	21647.063	21647.063	12.500	12.5	0.0	NO		NO	bb
10	10	171220M3_11	Standard	12.500	3.43	20316.311	20316.311	12.500	12.5	0.0	NO		NO	bb

Dataset: U:\Q4.PRO\results\171220M3\171220M3-crv.qld

Last Altered: Thursday, December 21, 2017 13:42:27 Pacific Standard Time
Printed: Thursday, December 21, 2017 14:13:24 Pacific Standard Time

Compound name: 13C3-PFHxS
Response Factor: 1
RRF SD: 0, Relative SD: 0
Response type: Internal Std (Ref 56), Area * (IS Conc. / IS Area)
Curve type: RF

	#	Name	Type	Std. Conc	RT	Area	IS Area	Response	Conc.	%Dev	Conc. Flag	CoD	CoD Flag	x=excluded
1	1	171220M3_2	Standard	12.500	4.20	3531.700	3531.700	12.500	12.5	0.0	NO		NO	bb
2	2	171220M3_3	Standard	12.500	4.20	3439.145	3439.145	12.500	12.5	0.0	NO		NO	bb
3	3	171220M3_4	Standard	12.500	4.20	4115.072	4115.072	12.500	12.5	0.0	NO		NO	bb
4	4	171220M3_5	Standard	12.500	4.20	3545.061	3545.061	12.500	12.5	0.0	NO		NO	bb
5	5	171220M3_6	Standard	12.500	4.20	4519.884	4519.884	12.500	12.5	0.0	NO		NO	bb
6	6	171220M3_7	Standard	12.500	4.20	3723.393	3723.393	12.500	12.5	0.0	NO		NO	bb
7	7	171220M3_8	Standard	12.500	4.20	4326.415	4326.415	12.500	12.5	0.0	NO		NO	bb
8	8	171220M3_9	Standard	12.500	4.20	4003.798	4003.798	12.500	12.5	0.0	NO		NO	bb
9	9	171220M3_10	Standard	12.500	4.19	3829.366	3829.366	12.500	12.5	0.0	NO		NO	bb
10	10	171220M3_11	Standard	12.500	4.19	4016.617	4016.617	12.500	12.5	0.0	NO		NO	bb

Compound name: 13C8-PFOA
Response Factor: 1
RRF SD: 0, Relative SD: 0
Response type: Internal Std (Ref 57), Area * (IS Conc. / IS Area)
Curve type: RF

	#	Name	Type	Std. Conc	RT	Area	IS Area	Response	Conc.	%Dev	Conc. Flag	CoD	CoD Flag	x=excluded
1	1	171220M3_2	Standard	12.500	4.57	11863.161	11863.161	12.500	12.5	0.0	NO		NO	bb
2	2	171220M3_3	Standard	12.500	4.57	11354.671	11354.671	12.500	12.5	0.0	NO		NO	bb
3	3	171220M3_4	Standard	12.500	4.57	13789.112	13789.112	12.500	12.5	0.0	NO		NO	bb
4	4	171220M3_5	Standard	12.500	4.57	11979.549	11979.549	12.500	12.5	0.0	NO		NO	bb
5	5	171220M3_6	Standard	12.500	4.57	18288.830	18288.830	12.500	12.5	0.0	NO		NO	bb
6	6	171220M3_7	Standard	12.500	4.56	13239.380	13239.380	12.500	12.5	0.0	NO		NO	bb
7	7	171220M3_8	Standard	12.500	4.57	14203.943	14203.943	12.500	12.5	0.0	NO		NO	bb
8	8	171220M3_9	Standard	12.500	4.56	14737.301	14737.301	12.500	12.5	0.0	NO		NO	bb
9	9	171220M3_10	Standard	12.500	4.56	13639.266	13639.266	12.500	12.5	0.0	NO		NO	bb
10	10	171220M3_11	Standard	12.500	4.56	16244.465	16244.465	12.500	12.5	0.0	NO		NO	bb

Dataset: U:\Q4.PRO\results\171220M3\171220M3-crv.qld

Last Altered: Thursday, December 21, 2017 13:42:27 Pacific Standard Time
Printed: Thursday, December 21, 2017 14:13:24 Pacific Standard Time

Compound name: 13C9-PFNA
Response Factor: 1
RRF SD: 0, Relative SD: 0
Response type: Internal Std (Ref 58), Area * (IS Conc. / IS Area)
Curve type: RF

	#	Name	Type	Std. Conc	RT	Area	IS Area	Response	Conc.	%Dev	Conc. Flag	CoD	CoD Flag	x=excluded
1	1	171220M3_2	Standard	12.500	4.99	13369.934	13369.934	12.500	12.5	0.0	NO		NO	bb
2	2	171220M3_3	Standard	12.500	4.99	13331.393	13331.393	12.500	12.5	0.0	NO		NO	bb
3	3	171220M3_4	Standard	12.500	4.99	14797.869	14797.869	12.500	12.5	0.0	NO		NO	bb
4	4	171220M3_5	Standard	12.500	4.99	13171.256	13171.256	12.500	12.5	0.0	NO		NO	bb
5	5	171220M3_6	Standard	12.500	4.99	19503.986	19503.986	12.500	12.5	0.0	NO		NO	bb
6	6	171220M3_7	Standard	12.500	4.99	15834.069	15834.069	12.500	12.5	0.0	NO		NO	bb
7	7	171220M3_8	Standard	12.500	4.99	18127.982	18127.982	12.500	12.5	0.0	NO		NO	bb
8	8	171220M3_9	Standard	12.500	4.99	16772.307	16772.307	12.500	12.5	0.0	NO		NO	bb
9	9	171220M3_10	Standard	12.500	4.99	17145.523	17145.523	12.500	12.5	0.0	NO		NO	bb
10	10	171220M3_11	Standard	12.500	4.99	17536.066	17536.066	12.500	12.5	0.0	NO		NO	bb

Compound name: 13C4-PFOS
Response Factor: 1
RRF SD: 0, Relative SD: 0
Response type: Internal Std (Ref 59), Area * (IS Conc. / IS Area)
Curve type: RF

	#	Name	Type	Std. Conc	RT	Area	IS Area	Response	Conc.	%Dev	Conc. Flag	CoD	CoD Flag	x=excluded
1	1	171220M3_2	Standard	12.500	5.07	3938.116	3938.116	12.500	12.5	0.0	NO		NO	bb
2	2	171220M3_3	Standard	12.500	5.07	3902.237	3902.237	12.500	12.5	0.0	NO		NO	bb
3	3	171220M3_4	Standard	12.500	5.07	4829.983	4829.983	12.500	12.5	0.0	NO		NO	bb
4	4	171220M3_5	Standard	12.500	5.07	4671.685	4671.685	12.500	12.5	0.0	NO		NO	bb
5	5	171220M3_6	Standard	12.500	5.06	5057.298	5057.298	12.500	12.5	0.0	NO		NO	bb
6	6	171220M3_7	Standard	12.500	5.06	4739.447	4739.447	12.500	12.5	0.0	NO		NO	bb
7	7	171220M3_8	Standard	12.500	5.07	4200.045	4200.045	12.500	12.5	0.0	NO		NO	bb
8	8	171220M3_9	Standard	12.500	5.06	4400.327	4400.327	12.500	12.5	0.0	NO		NO	bb
9	9	171220M3_10	Standard	12.500	5.06	4461.700	4461.700	12.500	12.5	0.0	NO		NO	bb
10	10	171220M3_11	Standard	12.500	5.06	4788.976	4788.976	12.500	12.5	0.0	NO		NO	bb

Vista Analytical Laboratory

Dataset: U:\Q4.PRO\results\171220M3\171220M3-crv.qld

Last Altered: Thursday, December 21, 2017 13:42:27 Pacific Standard Time
Printed: Thursday, December 21, 2017 14:13:24 Pacific Standard Time

Compound name: 13C6-PFDA
Response Factor: 1
RRF SD: 0, Relative SD: 0
Response type: Internal Std (Ref 60), Area * (IS Conc. / IS Area)
Curve type: RF

	#	Name	Type	Std. Conc	RT	Area	IS Area	Response	Conc.	%Dev	Conc. Flag	CoD	CoD Flag	x=excluded
1	1	171220M3_2	Standard	12.500	5.36	13231.744	13231.744	12.500	12.5	0.0	NO		NO	bb
2	2	171220M3_3	Standard	12.500	5.36	11695.385	11695.385	12.500	12.5	0.0	NO		NO	bb
3	3	171220M3_4	Standard	12.500	5.36	17505.160	17505.160	12.500	12.5	0.0	NO		NO	bb
4	4	171220M3_5	Standard	12.500	5.36	12657.558	12657.558	12.500	12.5	0.0	NO		NO	bb
5	5	171220M3_6	Standard	12.500	5.36	16693.639	16693.639	12.500	12.5	0.0	NO		NO	bb
6	6	171220M3_7	Standard	12.500	5.35	16449.625	16449.625	12.500	12.5	0.0	NO		NO	bb
7	7	171220M3_8	Standard	12.500	5.36	15935.726	15935.726	12.500	12.5	0.0	NO		NO	bb
8	8	171220M3_9	Standard	12.500	5.35	17482.258	17482.258	12.500	12.5	0.0	NO		NO	bb
9	9	171220M3_10	Standard	12.500	5.35	13207.834	13207.834	12.500	12.5	0.0	NO		NO	bb
10	10	171220M3_11	Standard	12.500	5.35	16075.788	16075.788	12.500	12.5	0.0	NO		NO	bb

Quantify Compound Summary Report **MassLynx MassLynx V4.1 SCN945 SCN960**
Vista Analytical Laboratory

Dataset: Untitled

Last Altered: Thursday, December 21, 2017 14:37:20 Pacific Standard Time
Printed: Thursday, December 21, 2017 14:38:03 Pacific Standard Time

Method: U:\Q4.PRO\MethDB\PFAS_FULL_80C_122017.mdb 20 Dec 2017 15:48:16
Calibration: U:\Q4.PRO\CurveDB\C18_VAL-PFAS_Q4_12-20-17_OLDRS.cdb 21 Dec 2017 13:42:26

Compound name: PFBA

	Name	ID	Acq.Date	Acq.Time
1	171220M3_1	IPA	21-Dec-17	01:43:36
2	171220M3_2	ST171220M3-1 PFC CS-2 17K2806	21-Dec-17	01:54:44
3	171220M3_3	ST171220M3-2 PFC CS-1 17K2807	21-Dec-17	02:05:56
4	171220M3_4	ST171220M3-3 PFC CS0 17K2808	21-Dec-17	02:17:12
5	171220M3_5	ST171220M3-4 PFC CS1 17K2814	21-Dec-17	02:28:27
6	171220M3_6	ST171220M3-5 PFC CS2 17K2809	21-Dec-17	02:39:37
7	171220M3_7	ST171220M3-6 PFC CS3 17K2810	21-Dec-17	02:50:48
8	171220M3_8	ST171220M3-7 PFC CS4 17K2811	21-Dec-17	03:01:59
9	171220M3_9	ST171220M3-8 PFC CS5 17K2812	21-Dec-17	03:13:09
10	171220M3_10	ST171220M3-9 PFC CS6 17L2002	21-Dec-17	03:24:20
11	171220M3_11	ST171220M3-10 PFC CS7 17L2003	21-Dec-17	03:35:31
12	171220M3_12	IPA	21-Dec-17	03:46:41
13	171220M3_13	ICV171220M3-1 PFC ICV 17K2813	21-Dec-17	03:57:52
14	171220M3_14	IPA	21-Dec-17	04:09:03
15	171220M3_15	B7K0018-BS1 OPR 0.25	21-Dec-17	04:20:14
16	171220M3_16	B7K0018-BSD1 LCS Dup 0.25	21-Dec-17	04:31:24
17	171220M3_17	IPA	21-Dec-17	04:42:35
18	171220M3_18	B7K0018-MS1 Matrix Spike 0.12535	21-Dec-17	04:53:46
19	171220M3_19	B7K0018-MSD1 Matrix Spike Dup 0.11614	21-Dec-17	05:04:57
20	171220M3_20	B7K0018-BLK1 Method Blank	21-Dec-17	05:16:07
21	171220M3_21	1701566-15RE1 AFFF-FFTA-WG-DUP1-1025...	21-Dec-17	05:27:18
22	171220M3_22	1701566-17RE1 EB1-WG-102617 0.2333	21-Dec-17	05:38:29
23	171220M3_23	1701566-18RE1 EB1-WS-102617 0.22843	21-Dec-17	05:49:39
24	171220M3_24	1701566-23RE1 AFFF-FFTA-SW-SW/SED5-1...	21-Dec-17	06:00:52
25	171220M3_25	1701566-24RE1 AFFF-FFTA-SW-SW/SED7-1...	21-Dec-17	06:12:04
26	171220M3_26	1701566-25RE1 AFFF-FFTA-SW-SW/SED6-1...	21-Dec-17	06:23:20
27	171220M3_27	1701566-26RE1 AFFF-FFTA-WS-DUP1-1027...	21-Dec-17	06:34:31
28	171220M3_28	1701566-27RE1 EB1-SED-102717 0.12887	21-Dec-17	06:45:41
29	171220M3_29	1701804-1@30X ESHEP-GW-TW01-112117 ...	21-Dec-17	06:56:52
30	171220M3_30	1701804-15 ESHEP-GW-TW03-112117 0.11762	21-Dec-17	07:08:03
31	171220M3_31	1701804-16@10X ESHEP-GW-TW05-112117...	21-Dec-17	07:19:14

Quantify Compound Summary Report **MassLynx MassLynx V4.1 SCN945 SCN960**
Vista Analytical Laboratory

Dataset: Untitled

Last Altered: Thursday, December 21, 2017 14:37:20 Pacific Standard Time
Printed: Thursday, December 21, 2017 14:38:03 Pacific Standard Time

Compound name: PFBA

	Name	ID	Acq.Date	Acq.Time
32	171220M3_32	B7K0141-BS1 OPR 0.125	21-Dec-17	07:30:24
33	171220M3_33	B7K0141-BSD1 LCS Dup 0.125	21-Dec-17	07:41:35
34	171220M3_34	B7K0143-BS1 OPR 0.125	21-Dec-17	07:52:45
35	171220M3_35	IPA	21-Dec-17	08:03:56
36	171220M3_36	B7K0141-BLK1 Method Blank 0.125	21-Dec-17	08:15:07
37	171220M3_37	B7K0143-BLK1 Method Blank 0.125	21-Dec-17	08:26:18
38	171220M3_38	B7K0143-MS1 Matrix Spike 0.1145	21-Dec-17	08:37:28
39	171220M3_39	B7K0143-MSD1 Matrix Spike Dup 0.10519	21-Dec-17	08:48:39
40	171220M3_40	1701715-01 I001MW52S-171113 0.00111	21-Dec-17	08:59:50
41	171220M3_41	1701715-02 I001MW52D-171114 0.1085	21-Dec-17	09:11:01
42	171220M3_42	1701715-03 EB01-171113 0.11224	21-Dec-17	09:22:11
43	171220M3_43	IPA	21-Dec-17	09:33:21
44	171220M3_44	ST171220M3-11 PFC CS3 17K2810	21-Dec-17	09:44:33
45	171220M3_45	IPA	21-Dec-17	09:55:43
46	171220M3_46	1701715-04 I001BC50S-171114 0.10565	21-Dec-17	10:06:54
47	171220M3_47	1701715-05 I001MW50D-171114 0.10842	21-Dec-17	10:18:05
48	171220M3_48	1701715-06 I001MW50X-171114 0.12154	21-Dec-17	10:29:15
49	171220M3_49	1701715-07 SB01-171114 0.11788	21-Dec-17	10:40:26
50	171220M3_50	1701715-08 I001MW53D-171114 0.12147	21-Dec-17	10:51:36
51	171220M3_51	1701715-09 EB02-171114 0.0937	21-Dec-17	11:02:48
52	171220M3_52	1701715-10 I001BC43MS-171115 0.11222	21-Dec-17	11:14:00
53	171220M3_53	1701715-11 I001MW43D-171115 0.11593	21-Dec-17	11:25:09
54	171220M3_54	1701715-12 I001BC47S-171115 0.10807	21-Dec-17	11:36:20
55	171220M3_55	1701715-13 I001MW47D-171115 0.11377	21-Dec-17	11:47:31
56	171220M3_56	1701715-14 EB03-171115 0.11678	21-Dec-17	11:59:06
57	171220M3_57	IPA	21-Dec-17	12:10:16
58	171220M3_58	ST171220M3-12 PFC CS3 17K2810	21-Dec-17	12:21:27
59	171220M3_59	IPA	21-Dec-17	12:32:38

Vista Analytical Laboratory Q1

Dataset: U:\Q4.PRO\results\171220M3\171220M3-crv.qld

Last Altered: Thursday, December 21, 2017 13:42:27 Pacific Standard Time
Printed: Thursday, December 21, 2017 14:11:54 Pacific Standard Time

Method: U:\Q4.PRO\MethDB\PFAS_FULL_80C_122017.mdb 20 Dec 2017 15:48:16
Calibration: U:\Q4.PRO\CurveDB\C18_VAL-PFAS_Q4_12-20-17_OLDRS.cdb 21 Dec 2017 13:42:26

Compound name: PFBA
Correlation coefficient: r = 0.999133, r^2 = 0.998267
Calibration curve: 1.01483 * x + 0.117385
Response type: Internal Std (Ref 31), Area * (IS Conc. / IS Area)
Curve type: Linear, Origin: Include, Weighting: 1/x, Axis trans: None

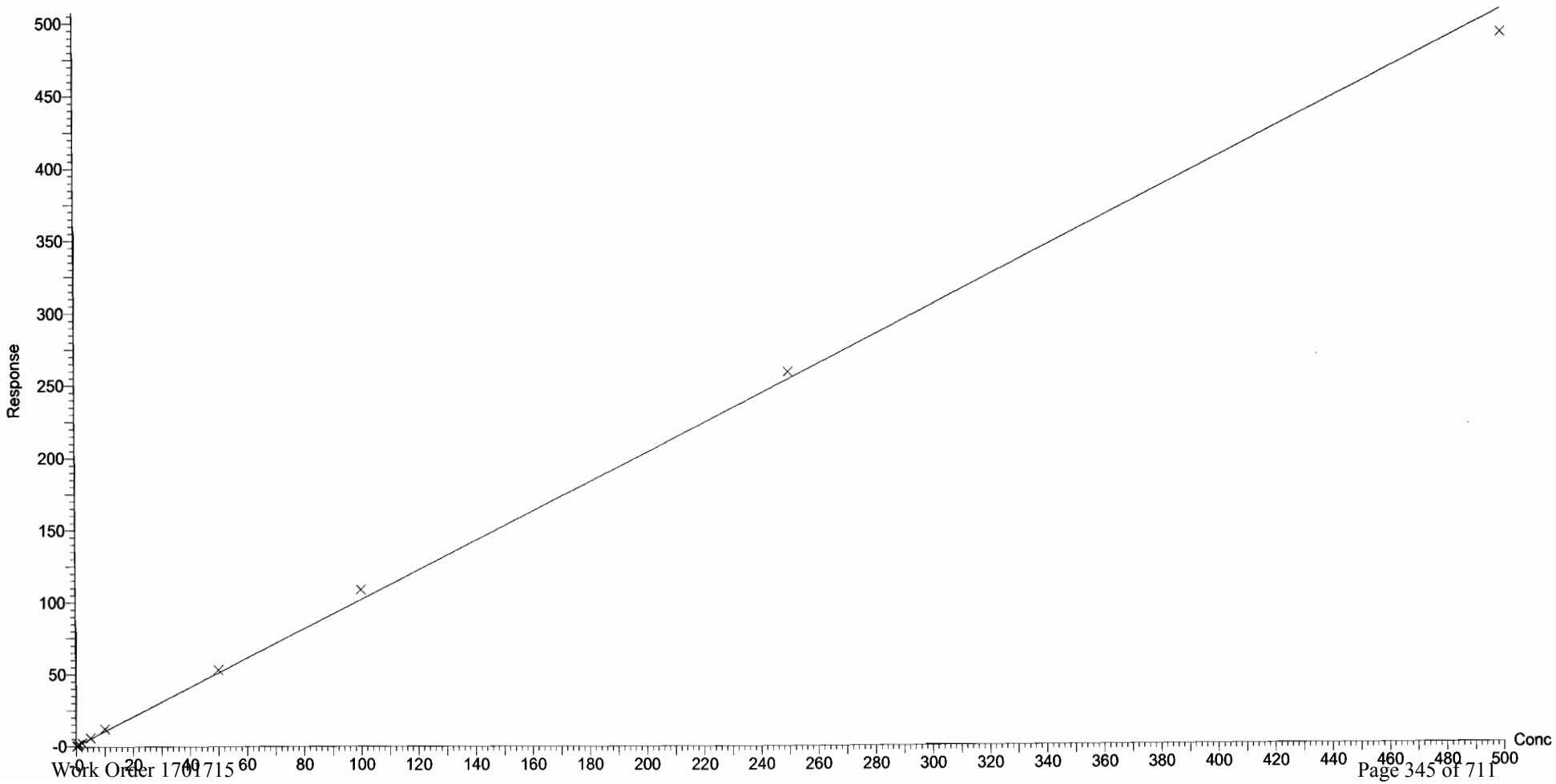

Dataset: U:\Q4.PRO\results\171220M3\171220M3-crv.qld

Last Altered: Thursday, December 21, 2017 13:42:27 Pacific Standard Time
Printed: Thursday, December 21, 2017 14:11:54 Pacific Standard Time

Compound name: PFPeA
Correlation coefficient: r = 0.998611, r^2 = 0.997225
Calibration curve: 0.840951 * x + 0.179807
Response type: Internal Std (Ref 32), Area * (IS Conc. / IS Area)
Curve type: Linear, Origin: Exclude, Weighting: 1/x, Axis trans: None

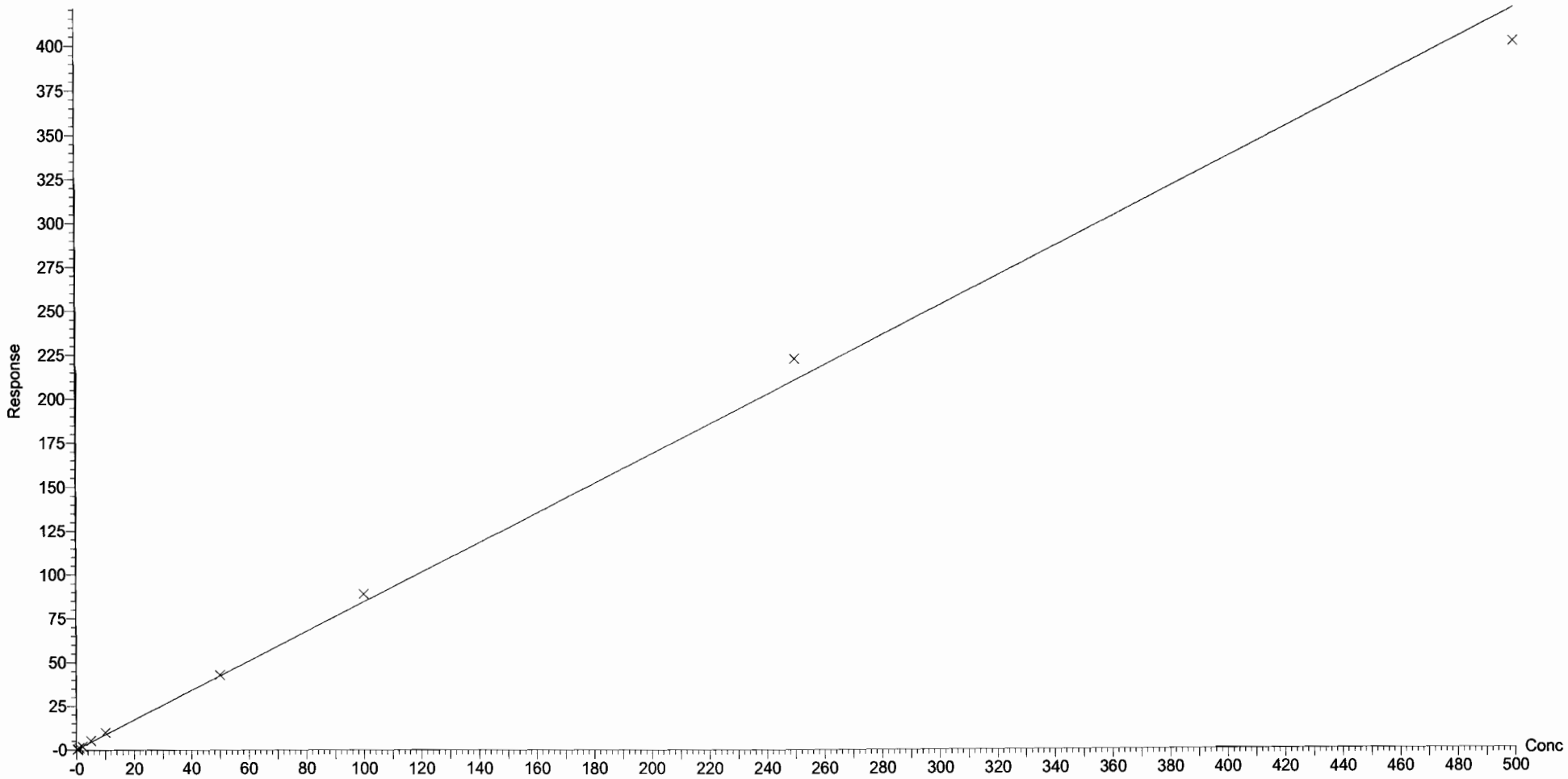

Dataset: U:\Q4.PRO\results\171220M3\171220M3-crv.qld

Last Altered: Thursday, December 21, 2017 13:42:27 Pacific Standard Time
Printed: Thursday, December 21, 2017 14:11:54 Pacific Standard Time

Compound name: PFBS
Correlation coefficient: r = 0.999860, r^2 = 0.999720
Calibration curve: 1.92671 * x + 0.171556
Response type: Internal Std (Ref 33), Area * (IS Conc. / IS Area)
Curve type: Linear, Origin: Exclude, Weighting: 1/x, Axis trans: None

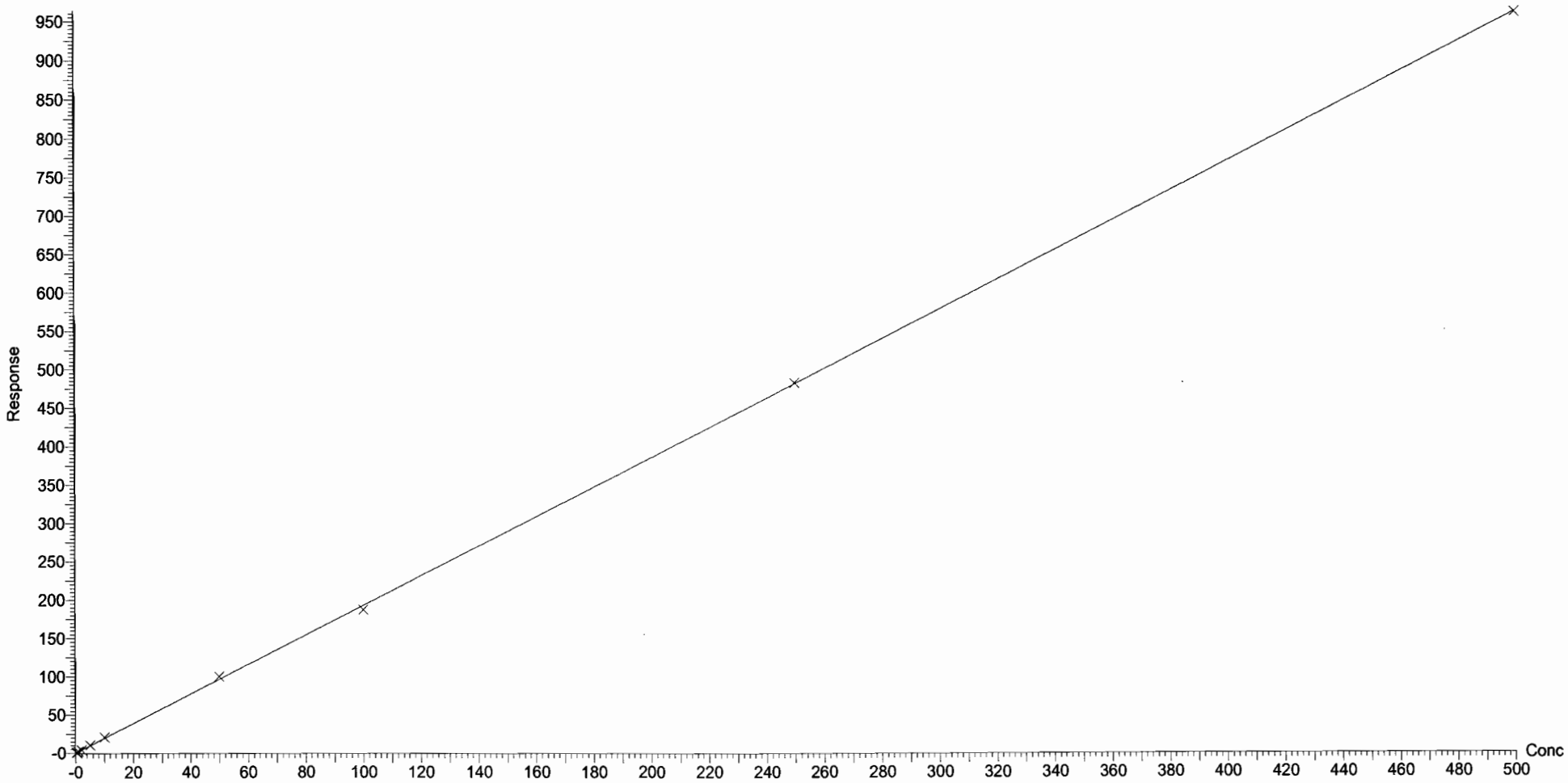

Dataset: U:\Q4.PRO\results\171220M3\171220M3-crv.qld

Last Altered: Thursday, December 21, 2017 13:42:27 Pacific Standard Time
Printed: Thursday, December 21, 2017 14:11:54 Pacific Standard Time

Compound name: PFHxA
Correlation coefficient: r = 0.999296, r^2 = 0.998592
Calibration curve: 1.22759 * x + 0.301166
Response type: Internal Std (Ref 34), Area * (IS Conc. / IS Area)
Curve type: Linear, Origin: Exclude, Weighting: 1/x, Axis trans: None

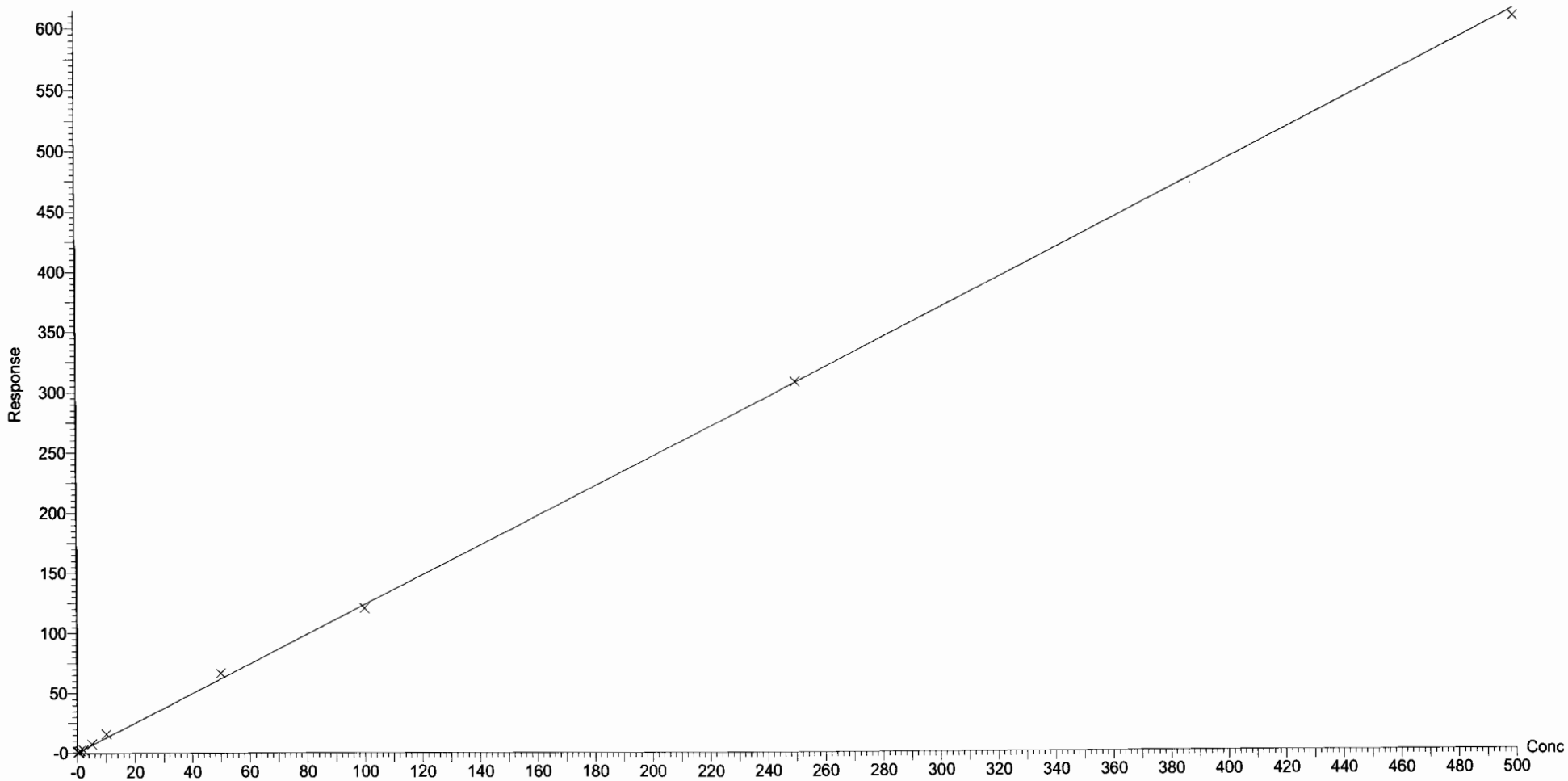

Dataset: U:\Q4.PRO\results\171220M3\171220M3-crv.qld

Last Altered: Thursday, December 21, 2017 13:42:27 Pacific Standard Time
Printed: Thursday, December 21, 2017 14:11:54 Pacific Standard Time

Compound name: PFHpA
Correlation coefficient: r = 0.997282, r^2 = 0.994571
Calibration curve: 1.23751 * x + 0.313569
Response type: Internal Std (Ref 35), Area * (IS Conc. / IS Area)
Curve type: Linear, Origin: Exclude, Weighting: 1/x, Axis trans: None

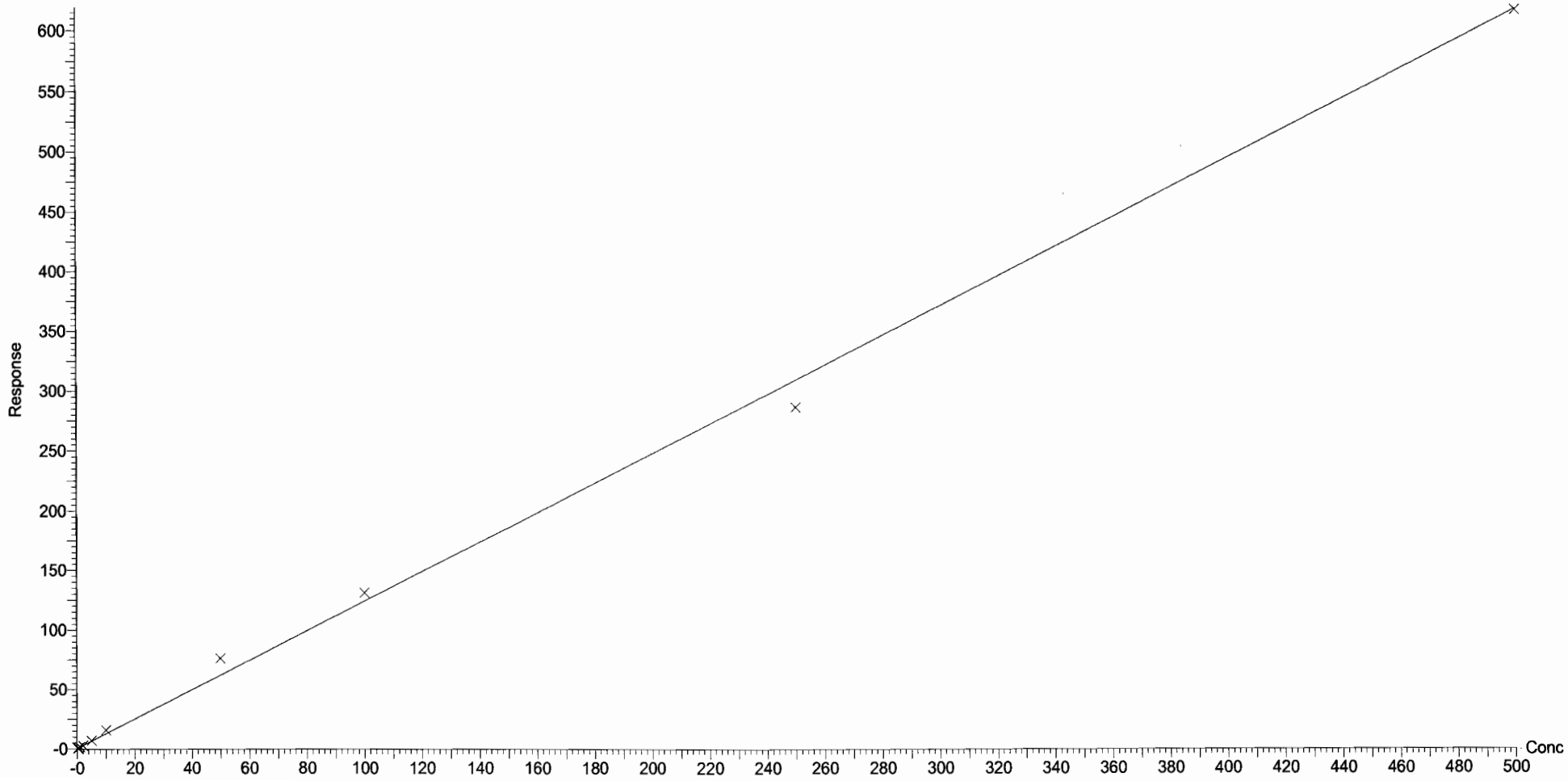

Dataset: U:\Q4.PRO\results\171220M3\171220M3-crv.qld

Last Altered: Thursday, December 21, 2017 13:42:27 Pacific Standard Time
Printed: Thursday, December 21, 2017 14:11:54 Pacific Standard Time

Compound name: L-PFHxS
Correlation coefficient: r = 0.999261, r^2 = 0.998522
Calibration curve: 1.78962 * x + 0.40834
Response type: Internal Std (Ref 36), Area * (IS Conc. / IS Area)
Curve type: Linear, Origin: Exclude, Weighting: 1/x, Axis trans: None

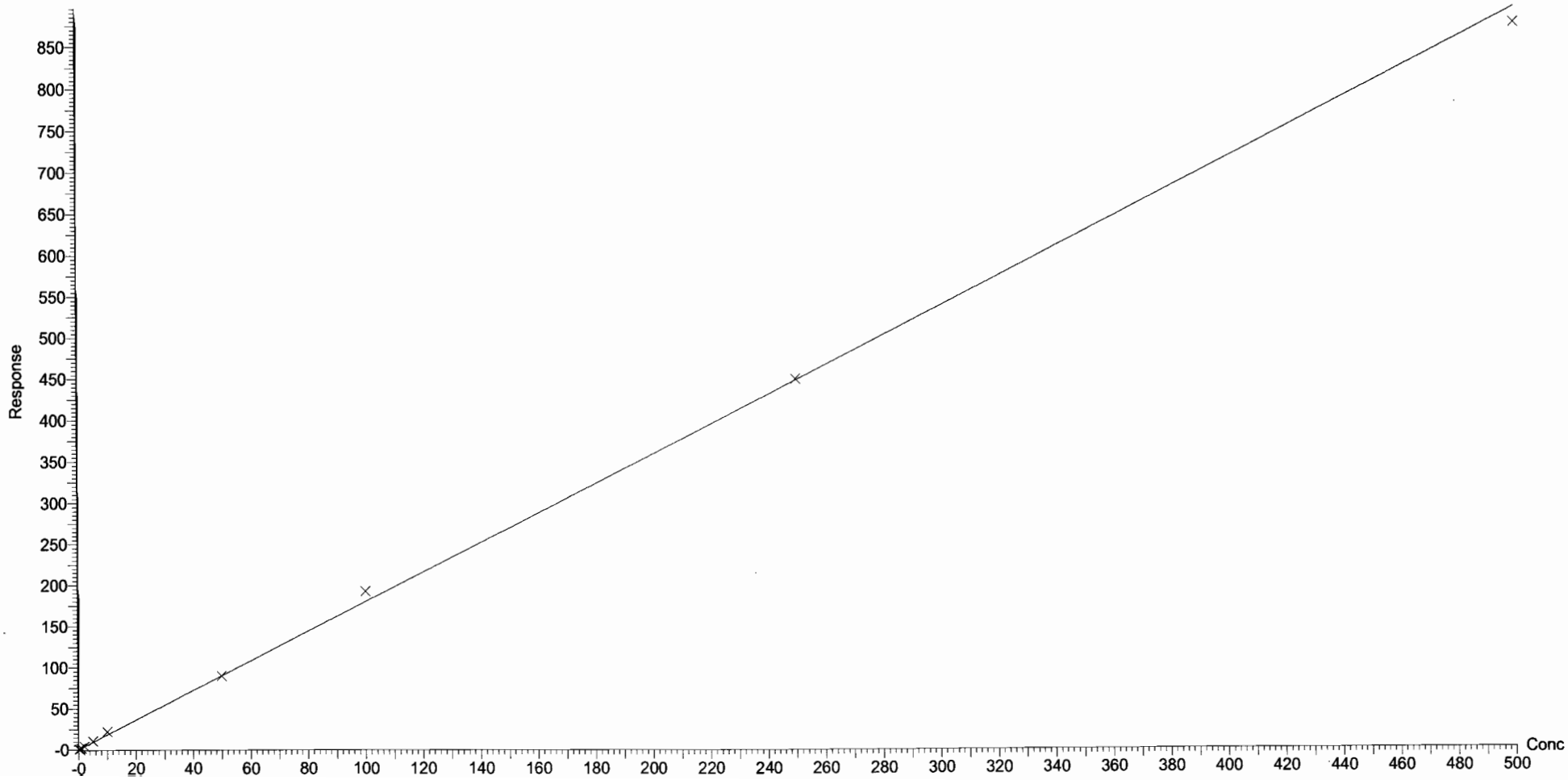

Vista Analytical Laboratory Q1

Dataset: U:\Q4.PRO\results\171220M3\171220M3-crv.qld

Last Altered: Thursday, December 21, 2017 13:42:27 Pacific Standard Time
Printed: Thursday, December 21, 2017 14:11:54 Pacific Standard Time

Compound name: L-PFOA
Correlation coefficient: r = 0.998887, r^2 = 0.997774
Calibration curve: 0.86775 * x + 0.642228
Response type: Internal Std (Ref 38), Area * (IS Conc. / IS Area)
Curve type: Linear, Origin: Exclude, Weighting: 1/x, Axis trans: None

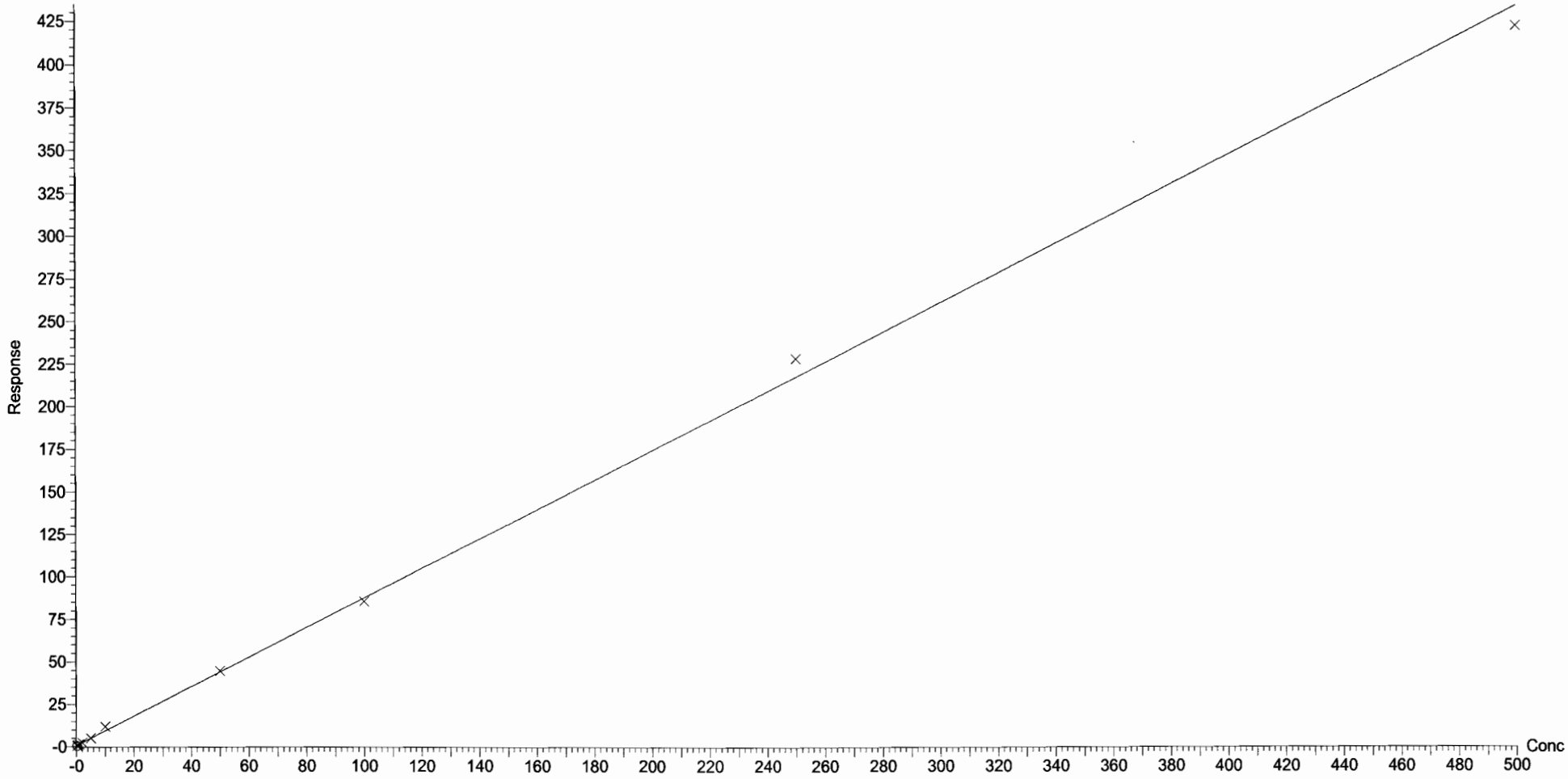

Dataset: U:\Q4.PRO\results\171220M3\171220M3-crv.qld

Last Altered: Thursday, December 21, 2017 13:42:27 Pacific Standard Time
Printed: Thursday, December 21, 2017 14:11:54 Pacific Standard Time

Compound name: L-PFOA
Correlation coefficient: r = 0.998887, r^2 = 0.997774
Calibration curve: 0.86775 * x + 0.642228
Response type: Internal Std (Ref 38), Area * (IS Conc. / IS Area)
Curve type: Linear, Origin: Exclude, Weighting: 1/x, Axis trans: None

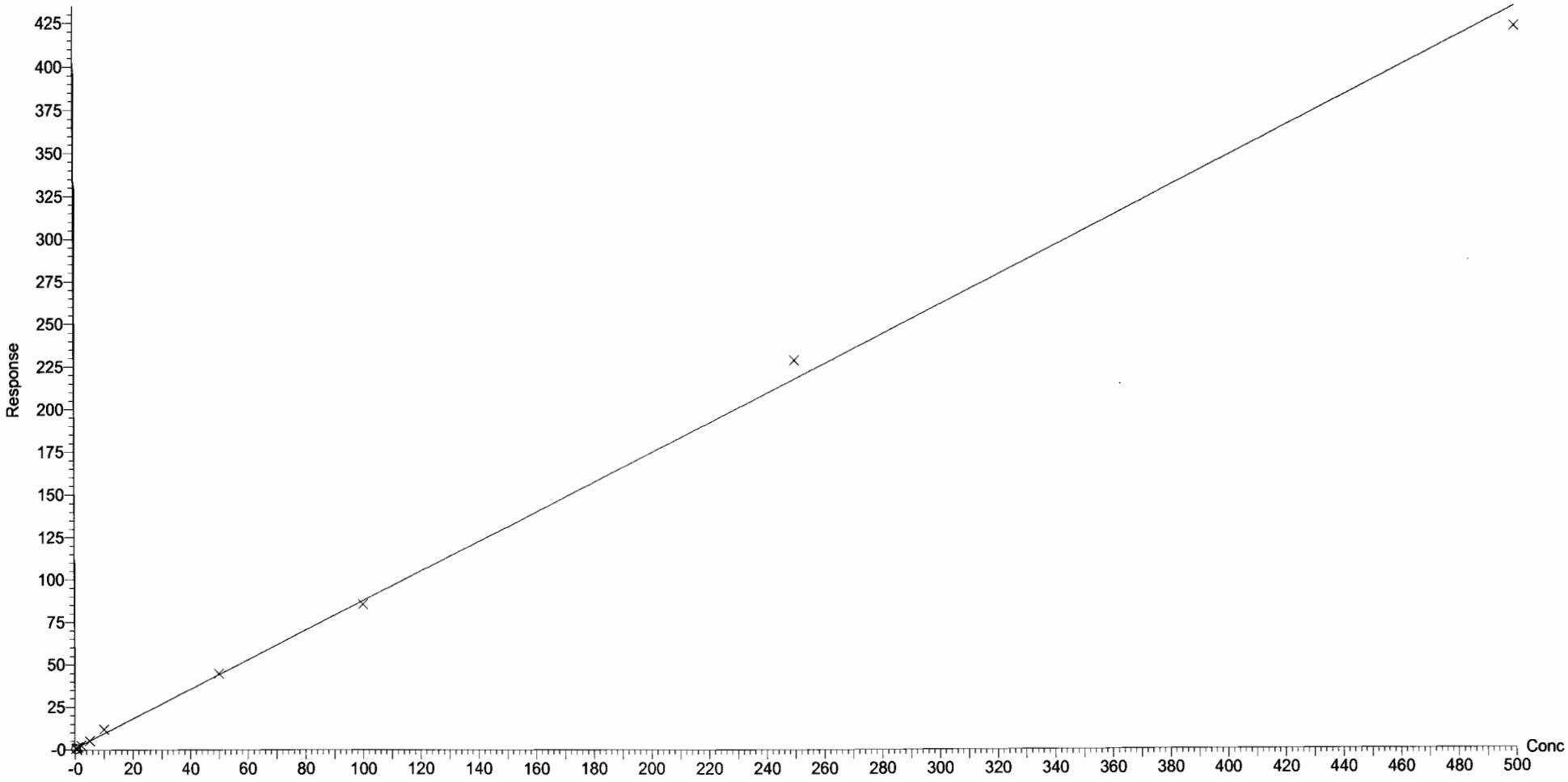

Dataset: U:\Q4.PRO\results\171220M3\171220M3-crv.qld

Last Altered: Thursday, December 21, 2017 13:42:27 Pacific Standard Time
Printed: Thursday, December 21, 2017 14:11:54 Pacific Standard Time

Compound name: PFHpS
Coefficient of Determination: R^2 = 0.995808
Calibration curve: -3.13837e-005 * x^2 + 0.212152 * x + 0.00841855
Response type: Internal Std (Ref 38), Area * (IS Conc. / IS Area)
Curve type: 2nd Order, Origin: Exclude, Weighting: 1/x, Axis trans: None

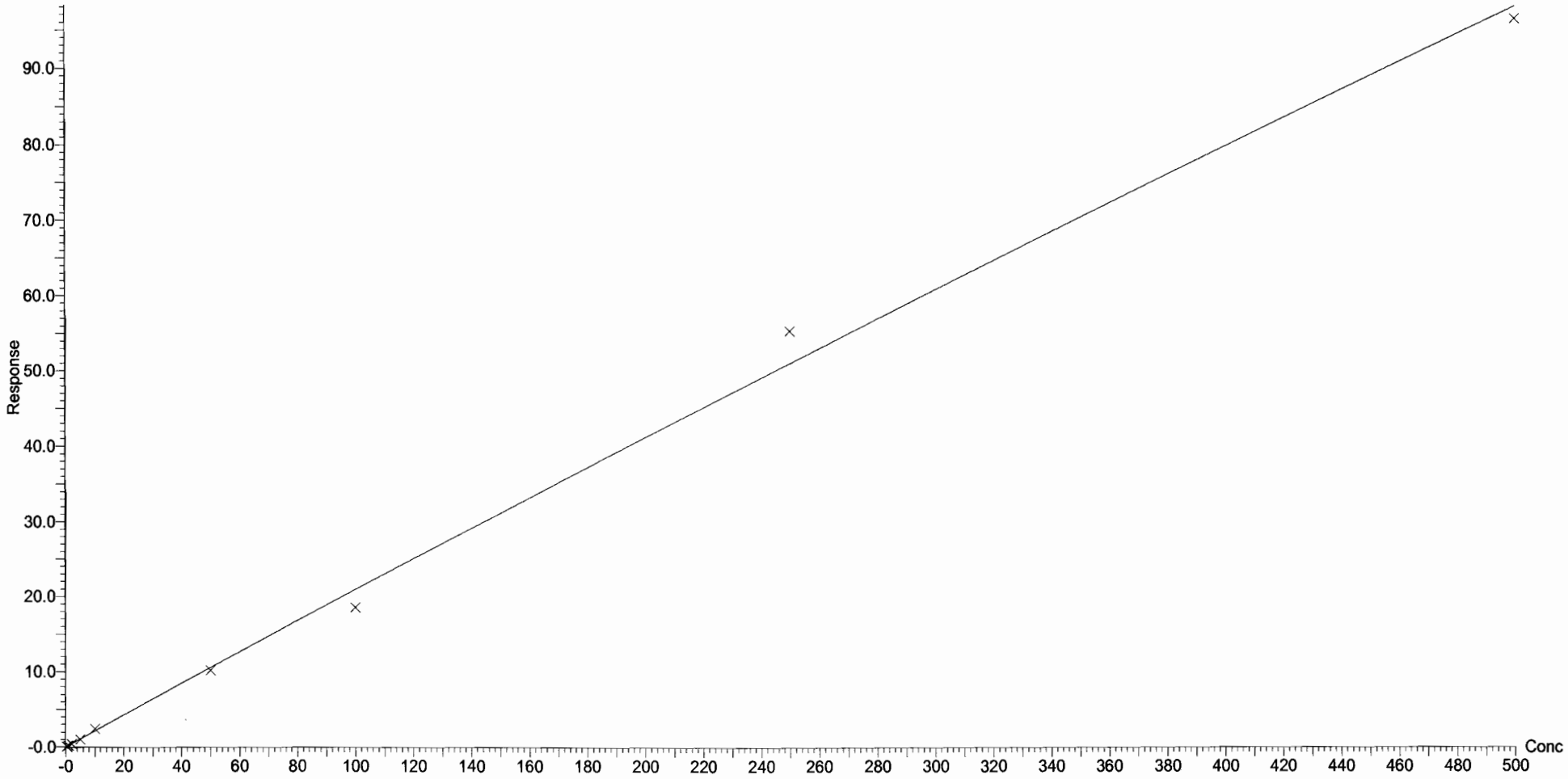

Dataset: U:\Q4.PRO\results\171220M3\171220M3-crv.qld

Last Altered: Thursday, December 21, 2017 13:42:27 Pacific Standard Time
Printed: Thursday, December 21, 2017 14:11:54 Pacific Standard Time

Compound name: PFNA
Coefficient of Determination: R^2 = 0.998476
Calibration curve: -0.000659156 * x^2 + 1.49995 * x + 0.0789916
Response type: Internal Std (Ref 39), Area * (IS Conc. / IS Area)
Curve type: 2nd Order, Origin: Exclude, Weighting: 1/x, Axis trans: None

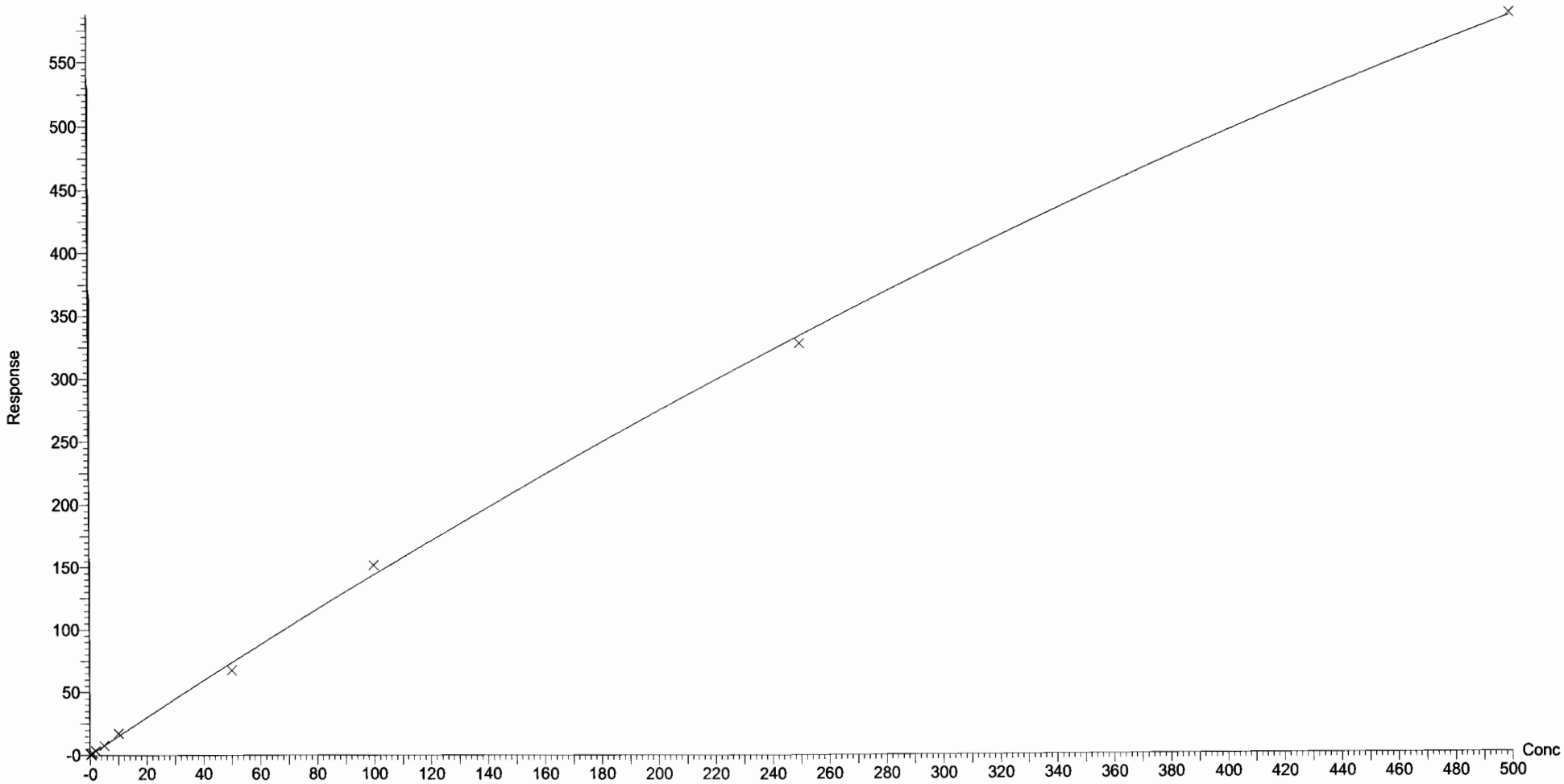

Dataset: U:\Q4.PRO\results\171220M3\171220M3-crv.qld

Last Altered: Thursday, December 21, 2017 13:42:27 Pacific Standard Time
Printed: Thursday, December 21, 2017 14:11:54 Pacific Standard Time

Compound name: PFOSA
Correlation coefficient: r = 0.999312, r^2 = 0.998624
Calibration curve: 0.904581 * x + 0.287416
Response type: Internal Std (Ref 40), Area * (IS Conc. / IS Area)
Curve type: Linear, Origin: Exclude, Weighting: 1/x, Axis trans: None

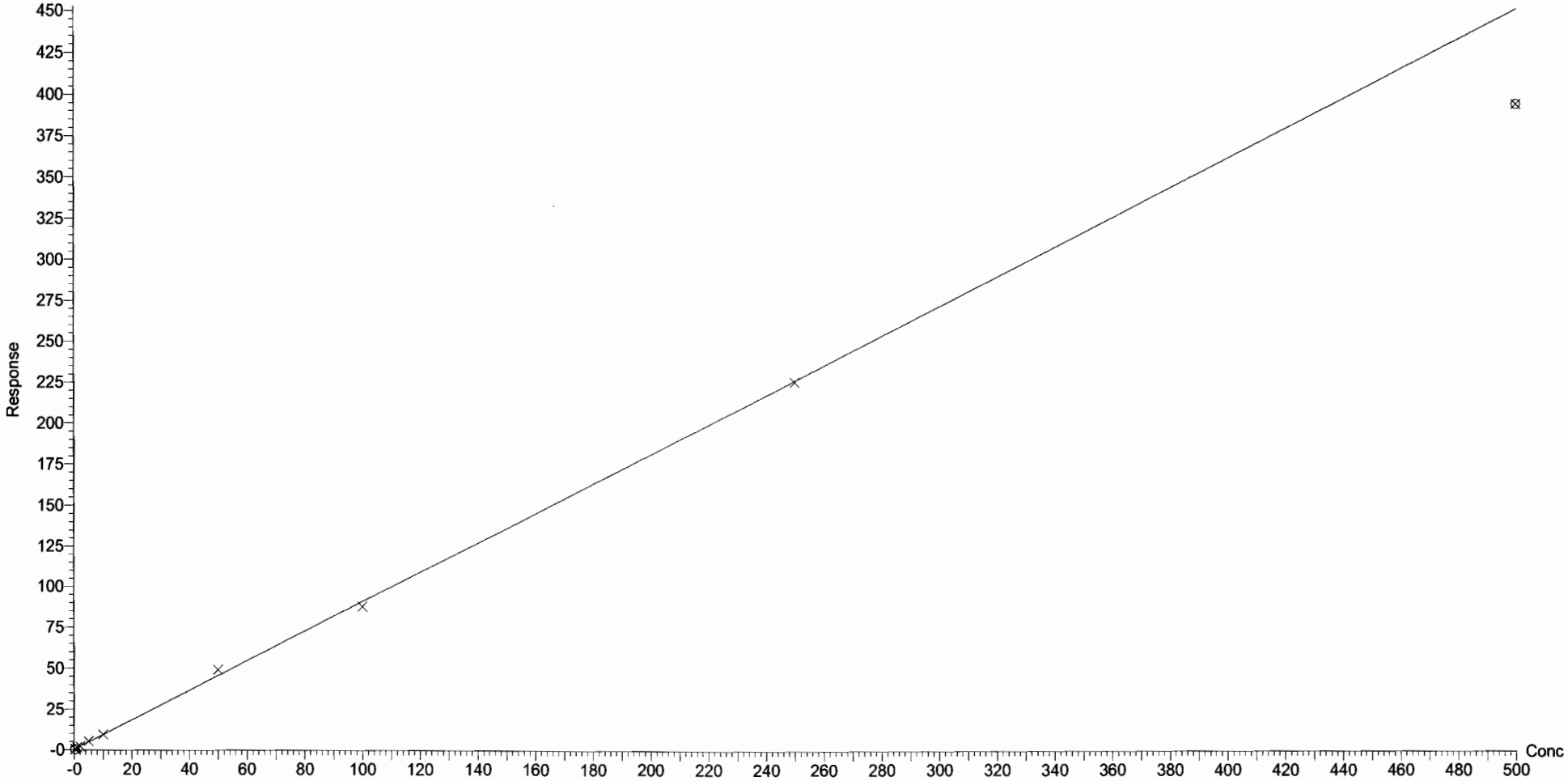

Vista Analytical Laboratory Q1

Dataset: U:\Q4.PRO\results\171220M3\171220M3-crv.qld

Last Altered: Thursday, December 21, 2017 13:42:27 Pacific Standard Time
Printed: Thursday, December 21, 2017 14:11:54 Pacific Standard Time

Compound name: L-PFOS
Coefficient of Determination: R^2 = 0.998079
Calibration curve: -3.30504e-006 * x^2 + 0.978647 * x + 0.0996711
Response type: Internal Std (Ref 41), Area * (IS Conc. / IS Area)
Curve type: 2nd Order, Origin: Include, Weighting: 1/x, Axis trans: None

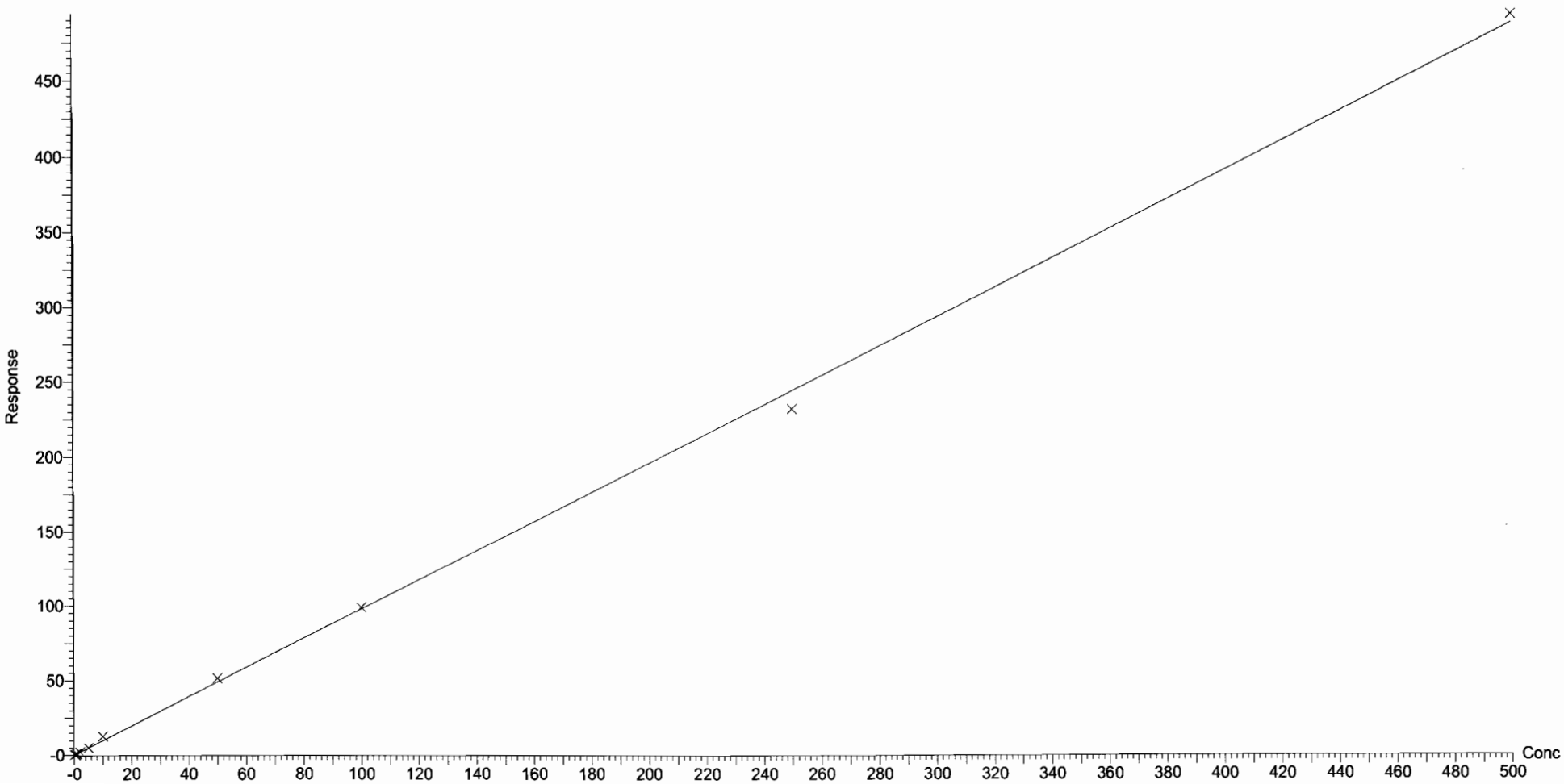

Dataset: U:\Q4.PRO\results\171220M3\171220M3-crv.qld

Last Altered: Thursday, December 21, 2017 13:42:27 Pacific Standard Time
Printed: Thursday, December 21, 2017 14:11:54 Pacific Standard Time

Compound name: L-PFOS
Coefficient of Determination: R^2 = 0.998079
Calibration curve: -3.30504e-006 * x^2 + 0.978647 * x + 0.0996711
Response type: Internal Std (Ref 41), Area * (IS Conc. / IS Area)
Curve type: 2nd Order, Origin: Include, Weighting: 1/x, Axis trans: None

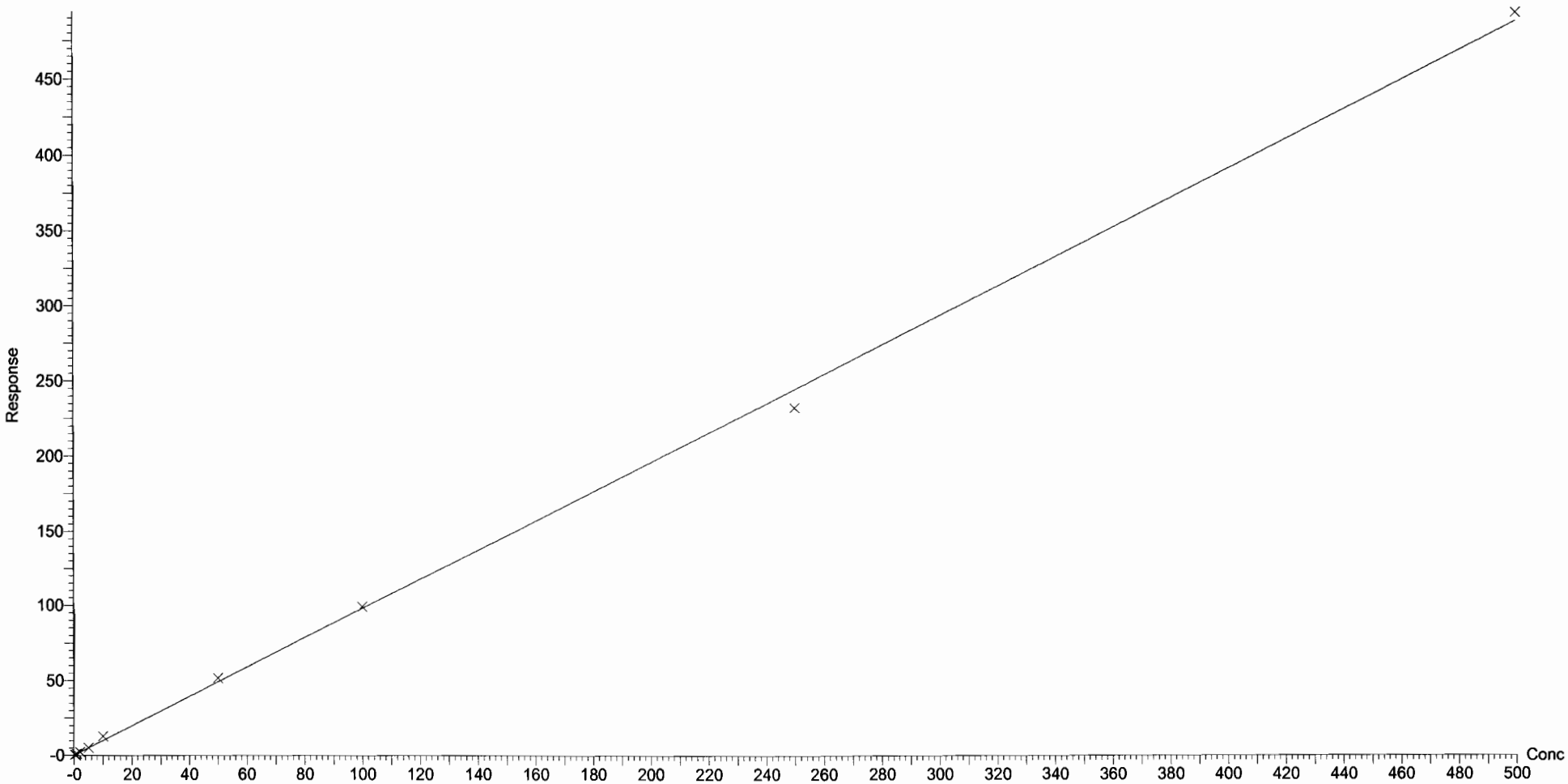

Dataset: U:\Q4.PRO\results\171220M3\171220M3-crv.qld

Last Altered: Thursday, December 21, 2017 13:42:27 Pacific Standard Time
Printed: Thursday, December 21, 2017 14:11:54 Pacific Standard Time

Compound name: PFDA
Coefficient of Determination: R^2 = 0.999251
Calibration curve: -0.000343003 * x^2 + 1.22647 * x + 0.235468
Response type: Internal Std (Ref 42), Area * (IS Conc. / IS Area)
Curve type: 2nd Order, Origin: Exclude, Weighting: 1/x, Axis trans: None

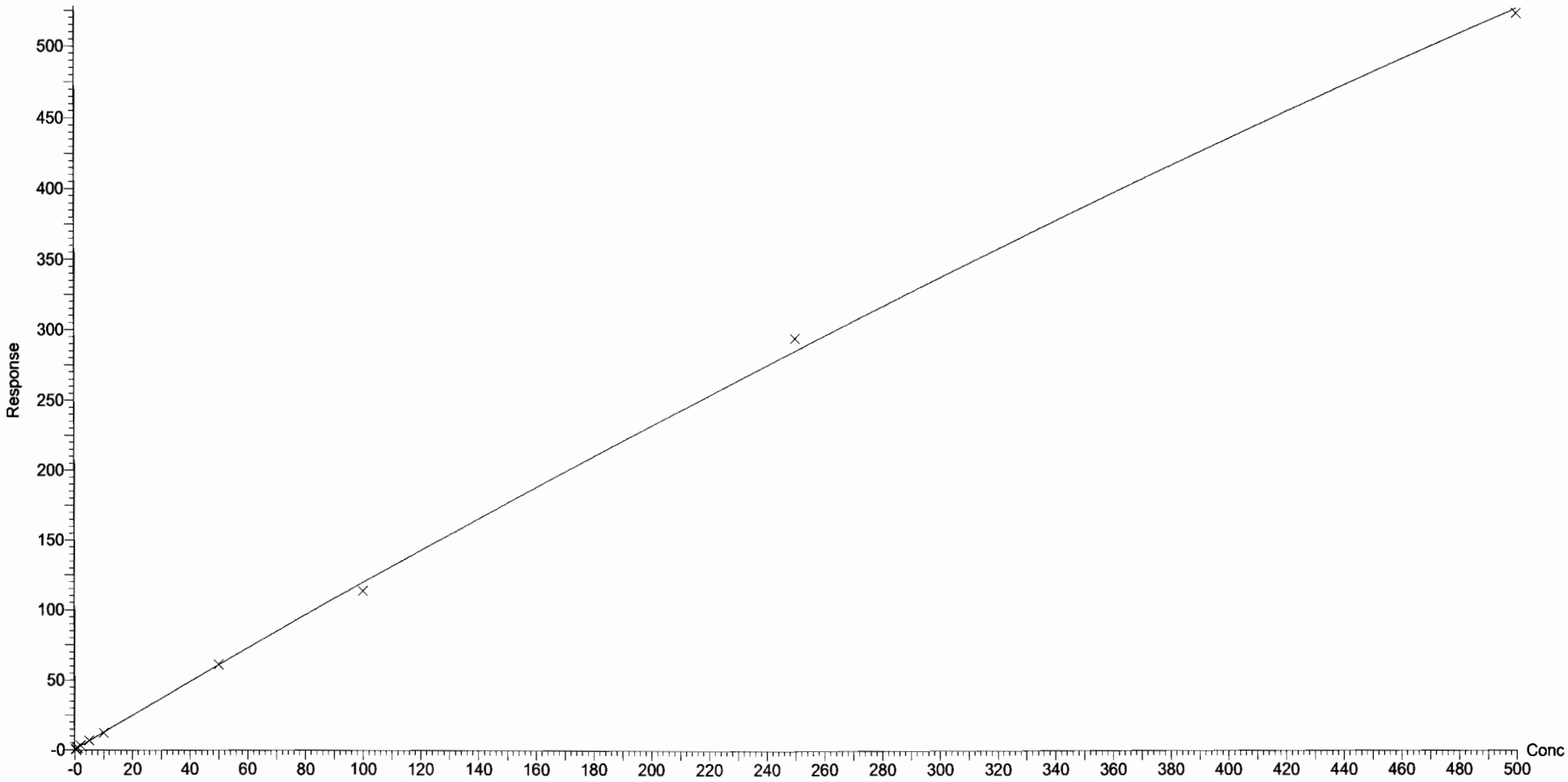

Dataset: U:\Q4.PRO\results\171220M3\171220M3-crv.qld

Last Altered: Thursday, December 21, 2017 13:42:27 Pacific Standard Time
Printed: Thursday, December 21, 2017 14:11:54 Pacific Standard Time

Compound name: 8:2 FTS
Coefficient of Determination: R^2 = 0.990695
Calibration curve: -0.00484232 * x^2 + 1.47443 * x + 0.117179
Response type: Internal Std (Ref 43), Area * (IS Conc. / IS Area)
Curve type: 2nd Order, Origin: Include, Weighting: 1/x, Axis trans: None

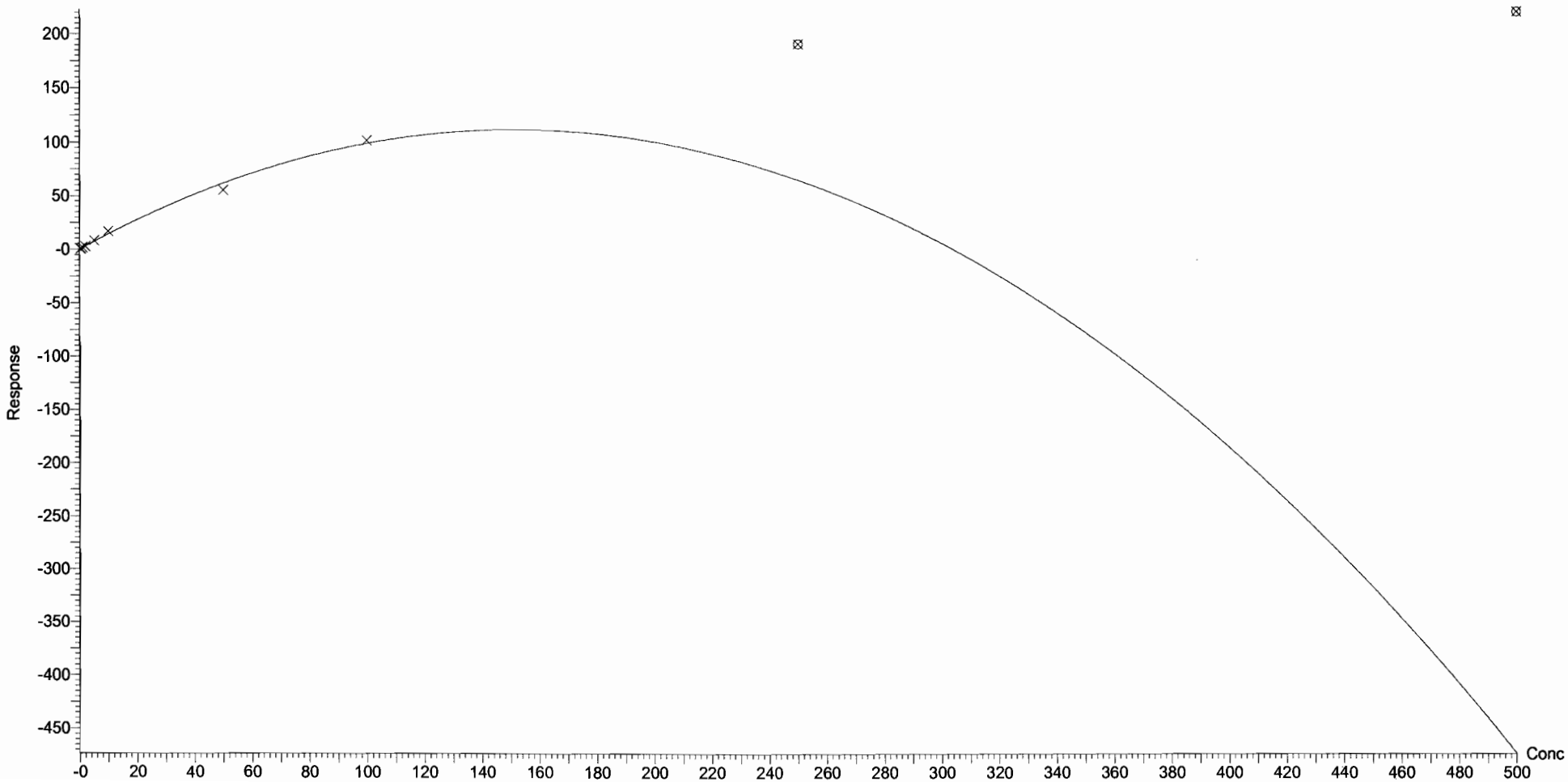

Dataset: U:\Q4.PRO\results\171220M3\171220M3-crv.qld

Last Altered: Thursday, December 21, 2017 13:42:27 Pacific Standard Time
Printed: Thursday, December 21, 2017 14:11:54 Pacific Standard Time

Compound name: N-MeFOSAA
Correlation coefficient: r = 0.996196, r^2 = 0.992407
Calibration curve: 1.93306 * x + 0.291706
Response type: Internal Std (Ref 44), Area * (IS Conc. / IS Area)
Curve type: Linear, Origin: Exclude, Weighting: 1/x, Axis trans: None

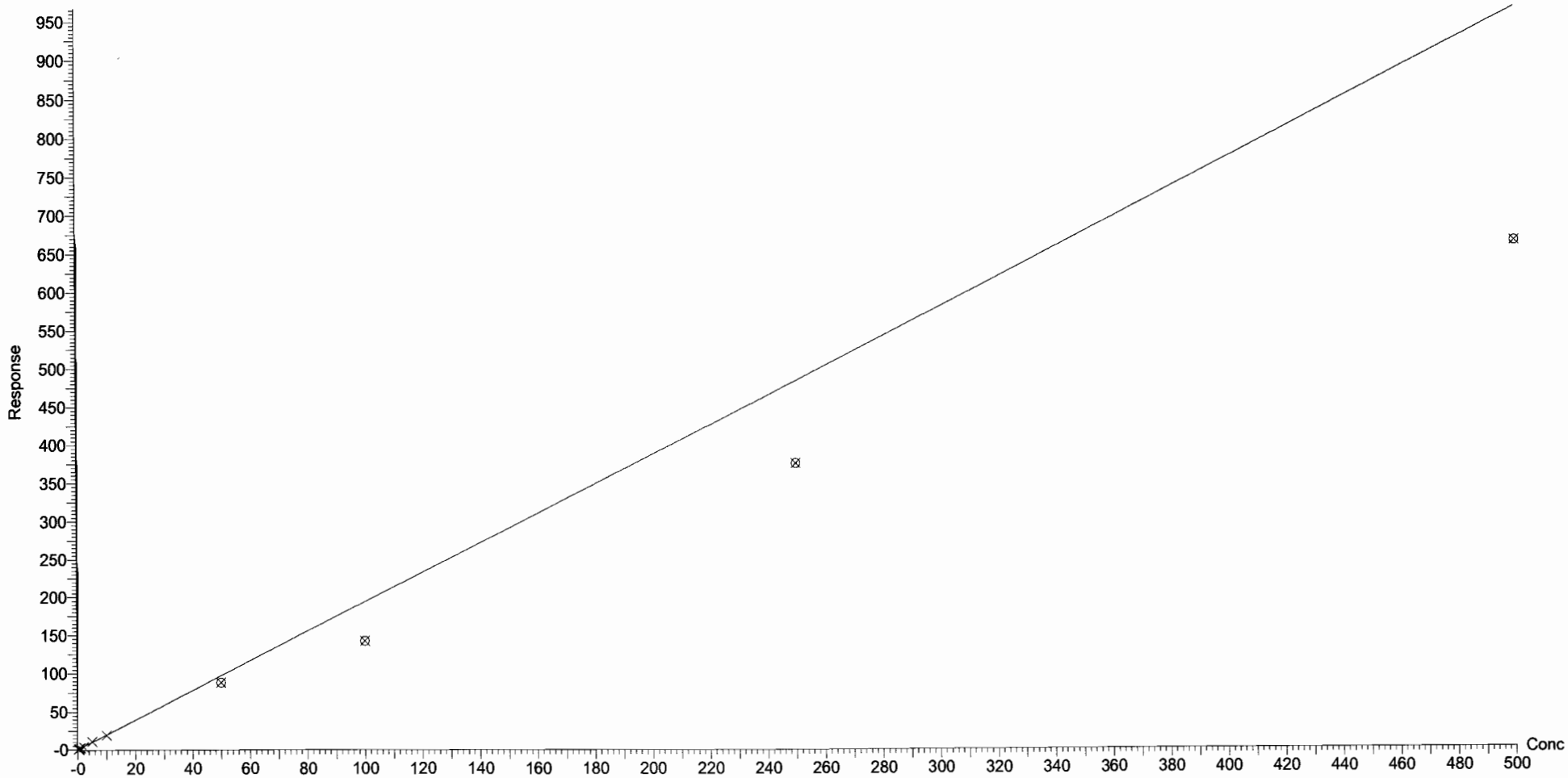

Dataset: U:\Q4.PRO\results\171220M3\171220M3-crv.qld

Last Altered: Thursday, December 21, 2017 13:42:27 Pacific Standard Time
Printed: Thursday, December 21, 2017 14:11:54 Pacific Standard Time

Compound name: N-EtFOSAA
Coefficient of Determination: R^2 = 0.996551
Calibration curve: -0.000609107 * x^2 + 1.11679 * x + 0.0400736
Response type: Internal Std (Ref 45), Area * (IS Conc. / IS Area)
Curve type: 2nd Order, Origin: Include, Weighting: 1/x, Axis trans: None

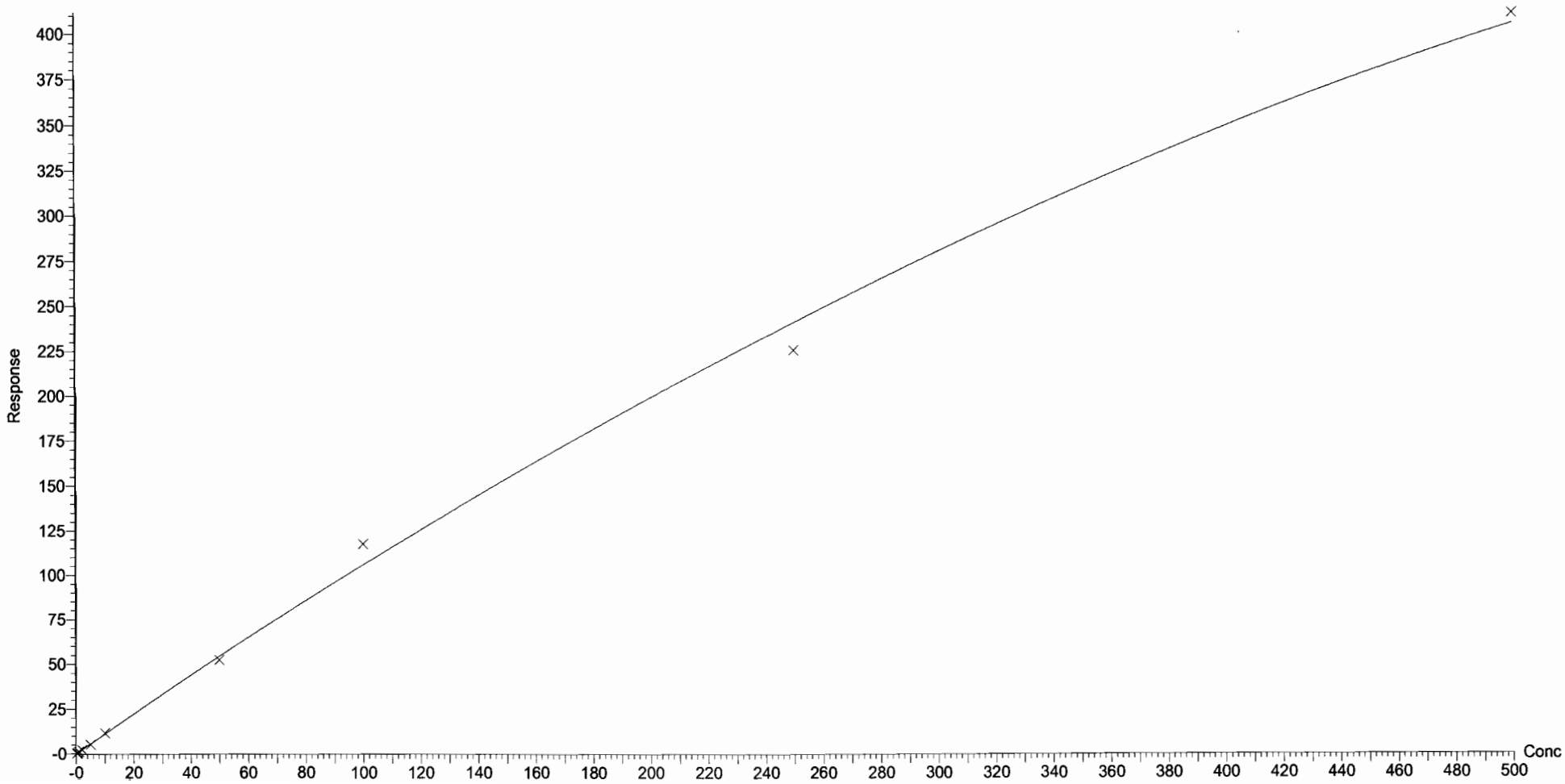

Dataset: U:\Q4.PRO\results\171220M3\171220M3-crv.qld

Last Altered: Thursday, December 21, 2017 13:42:27 Pacific Standard Time
Printed: Thursday, December 21, 2017 14:11:54 Pacific Standard Time

Compound name: PFUdA
Coefficient of Determination: R^2 = 0.996724
Calibration curve: -0.000476408 * x^2 + 0.953448 * x + 0.179266
Response type: Internal Std (Ref 46), Area * (IS Conc. / IS Area)
Curve type: 2nd Order, Origin: Exclude, Weighting: 1/x, Axis trans: None

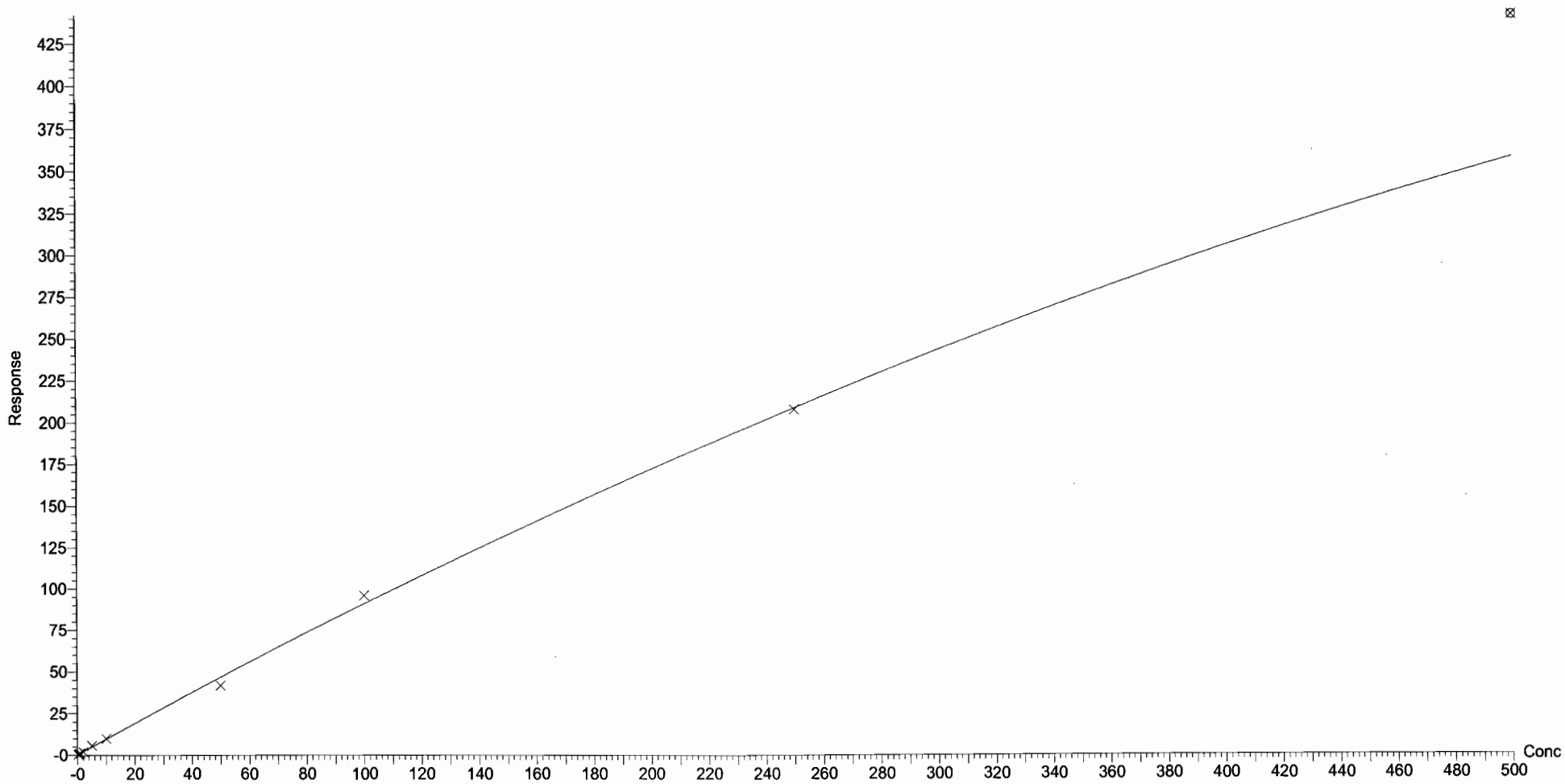

Dataset: U:\Q4.PRO\results\171220M3\171220M3-crv.qld

Last Altered: Thursday, December 21, 2017 13:42:27 Pacific Standard Time
Printed: Thursday, December 21, 2017 14:11:54 Pacific Standard Time

Compound name: PFDS
Coefficient of Determination: R^2 = 0.997078
Calibration curve: -5.61214e-006 * x^2 + 0.202524 * x + 0.121358
Response type: Internal Std (Ref 46), Area * (IS Conc. / IS Area)
Curve type: 2nd Order, Origin: Exclude, Weighting: 1/x, Axis trans: None

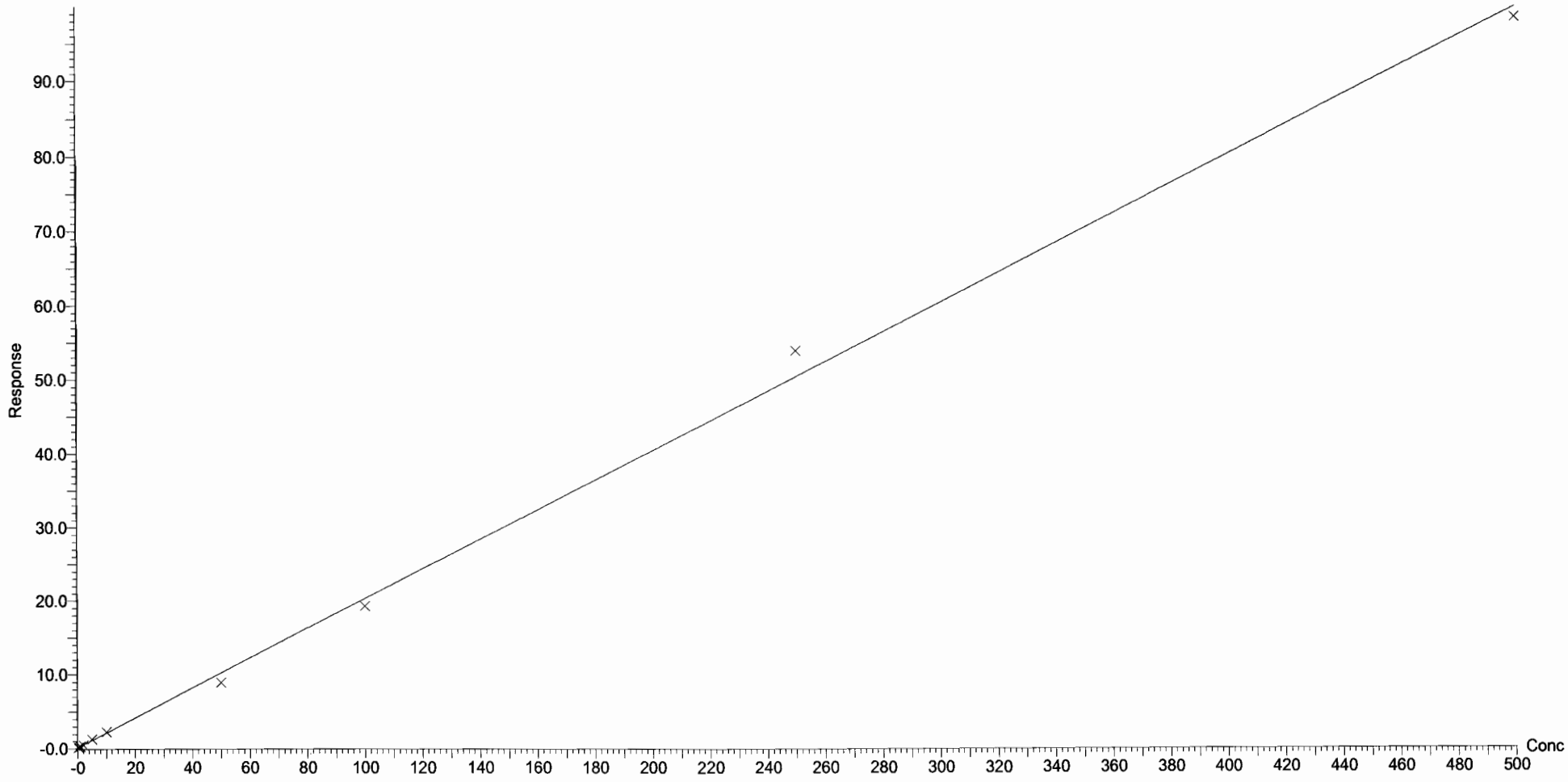

Dataset: U:\Q4.PRO\results\171220M3\171220M3-crv.qld

Last Altered: Thursday, December 21, 2017 13:42:27 Pacific Standard Time
Printed: Thursday, December 21, 2017 14:11:54 Pacific Standard Time

Compound name: PFDoA
Coefficient of Determination: R^2 = 0.999181
Calibration curve: 0.000115263 * x^2 + 1.27711 * x + 0.317162
Response type: Internal Std (Ref 47), Area * (IS Conc. / IS Area)
Curve type: 2nd Order, Origin: Exclude, Weighting: 1/x, Axis trans: None

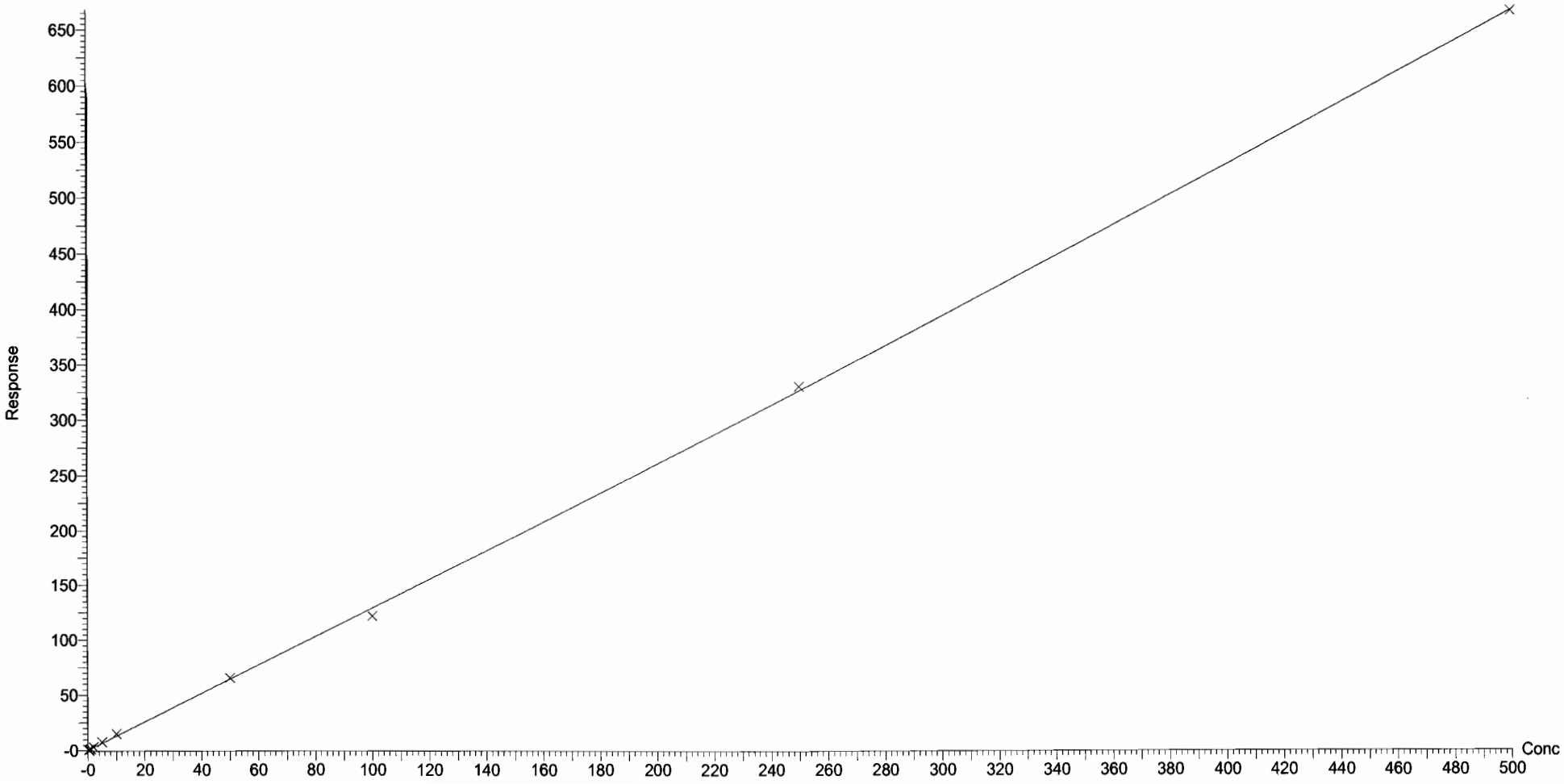

Dataset: U:\Q4.PRO\results\171220M3\171220M3-crv.qld

Last Altered: Thursday, December 21, 2017 13:42:27 Pacific Standard Time
Printed: Thursday, December 21, 2017 14:11:54 Pacific Standard Time

Compound name: N-MeFOSA
Correlation coefficient: r = 0.999216, r^2 = 0.998432
Calibration curve: 1.02312 * x + 1.10698
Response type: Internal Std (Ref 48), Area * (IS Conc. / IS Area)
Curve type: Linear, Origin: Include, Weighting: 1/x, Axis trans: None

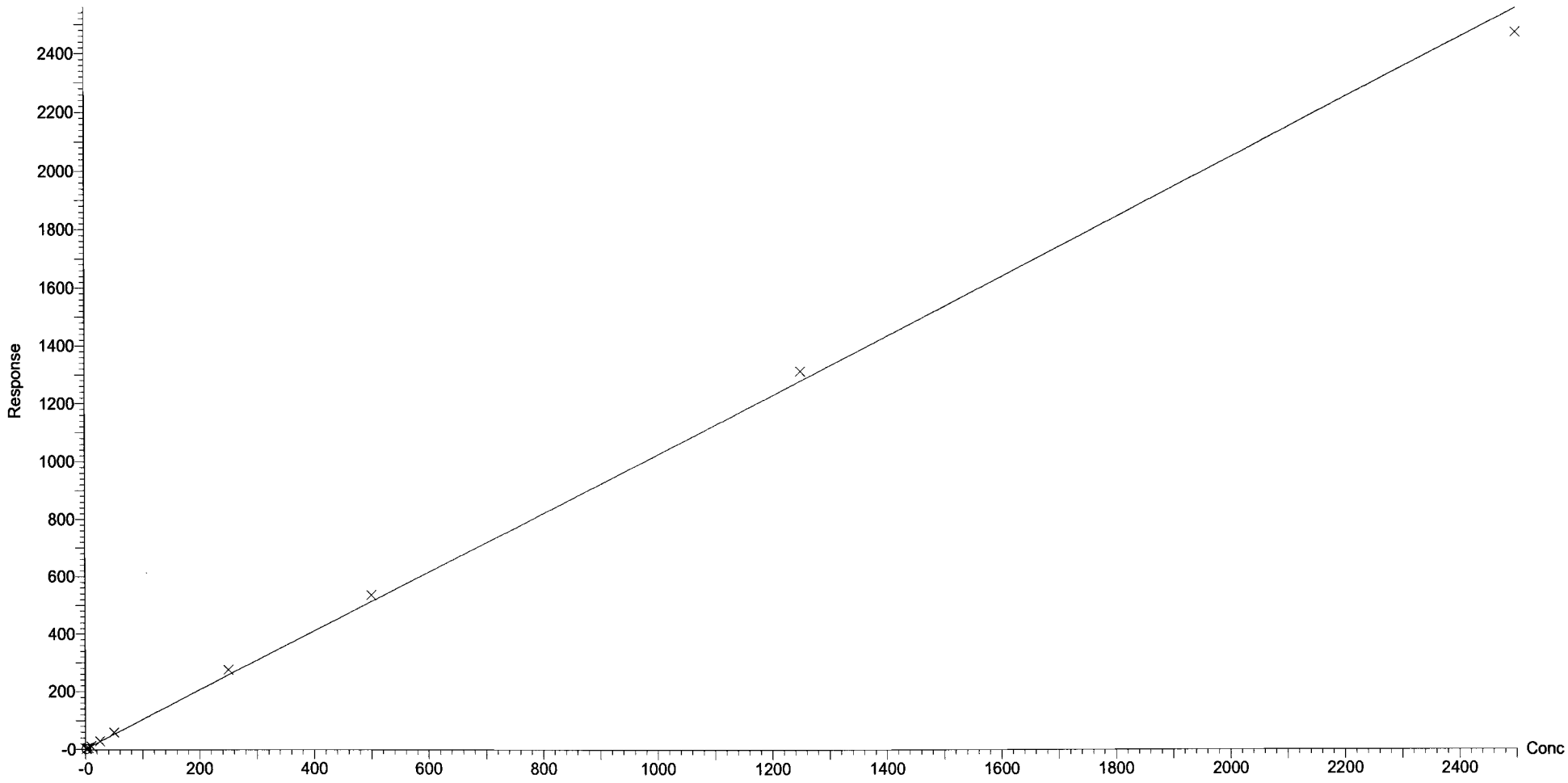

Dataset: U:\Q4.PRO\results\171220M3\171220M3-crv.qld

Last Altered: Thursday, December 21, 2017 13:42:27 Pacific Standard Time
Printed: Thursday, December 21, 2017 14:11:54 Pacific Standard Time

Compound name: PFTrDA
Coefficient of Determination: R^2 = 0.995533
Calibration curve: -0.000411301 * x^2 + 1.63963 * x + 0.329309
Response type: Internal Std (Ref 47), Area * (IS Conc. / IS Area)
Curve type: 2nd Order, Origin: Exclude, Weighting: 1/x, Axis trans: None

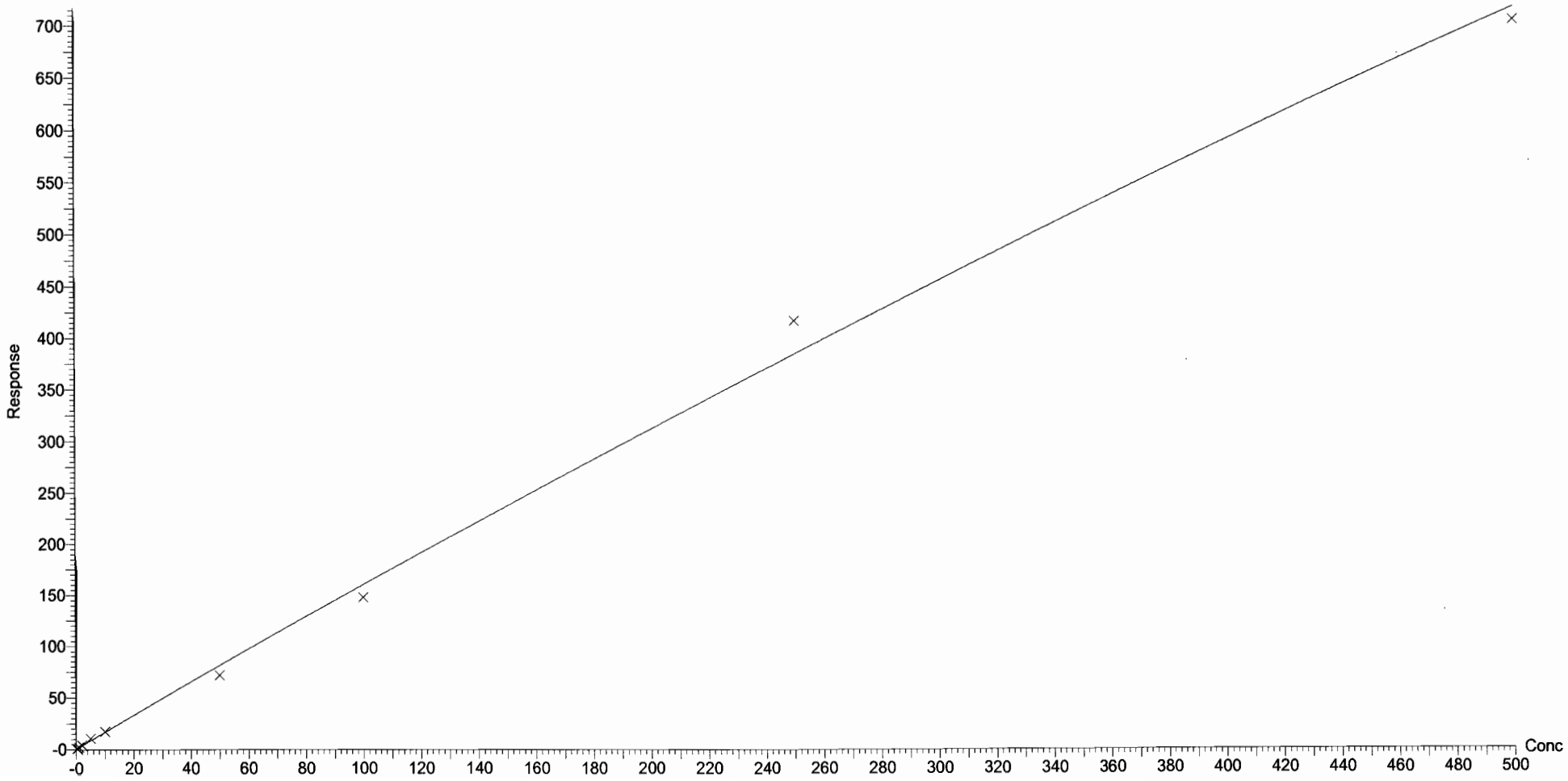

Vista Analytical Laboratory Q1

Dataset: U:\Q4.PRO\results\171220M3\171220M3-crv.qld

Last Altered: Thursday, December 21, 2017 13:42:27 Pacific Standard Time
Printed: Thursday, December 21, 2017 14:11:54 Pacific Standard Time

Compound name: PFTeDA
Coefficient of Determination: R^2 = 0.994840
Calibration curve: -0.000112229 * x^2 + 1.28734 * x + 0.471312
Response type: Internal Std (Ref 49), Area * (IS Conc. / IS Area)
Curve type: 2nd Order, Origin: Exclude, Weighting: 1/x, Axis trans: None

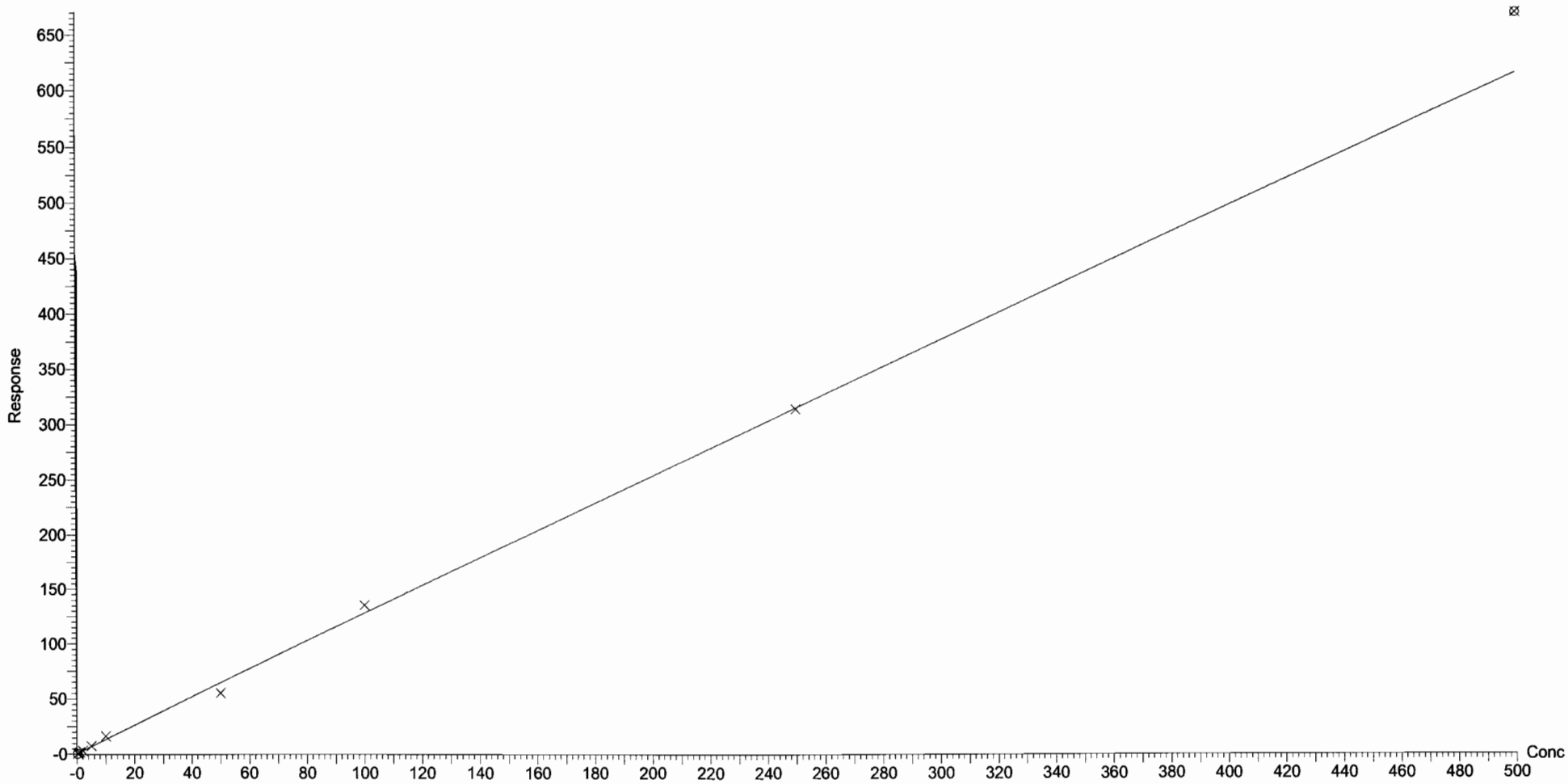

Dataset: U:\Q4.PRO\results\171220M3\171220M3-crv.qld

Last Altered: Thursday, December 21, 2017 13:42:27 Pacific Standard Time
Printed: Thursday, December 21, 2017 14:11:54 Pacific Standard Time

Compound name: N-EtFOSA
Coefficient of Determination: R^2 = 0.999968
Calibration curve: -2.8086e-005 * x^2 + 0.949621 * x + 0.33596
Response type: Internal Std (Ref 50), Area * (IS Conc. / IS Area)
Curve type: 2nd Order, Origin: Exclude, Weighting: 1/x, Axis trans: None

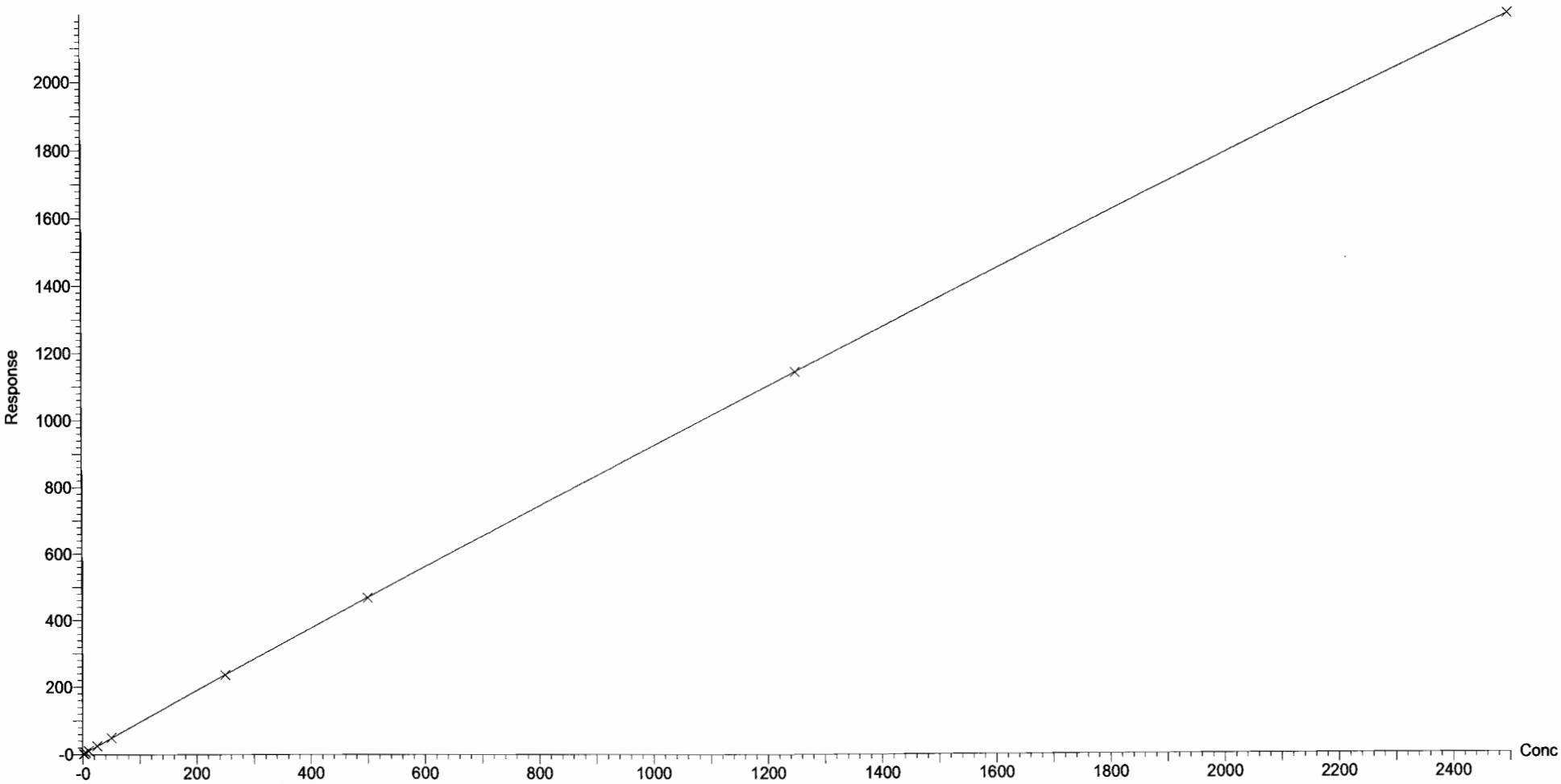

Dataset: U:\Q4.PRO\results\171220M3\171220M3-crv.qld

Last Altered: Thursday, December 21, 2017 13:42:27 Pacific Standard Time
Printed: Thursday, December 21, 2017 14:11:54 Pacific Standard Time

Compound name: PFHxDA
Coefficient of Determination: R^2 = 0.999183
Calibration curve: -0.000339784 * x^2 + 0.505134 * x + 0.144331
Response type: Internal Std (Ref 51), Area * (IS Conc. / IS Area)
Curve type: 2nd Order, Origin: Exclude, Weighting: 1/x, Axis trans: None

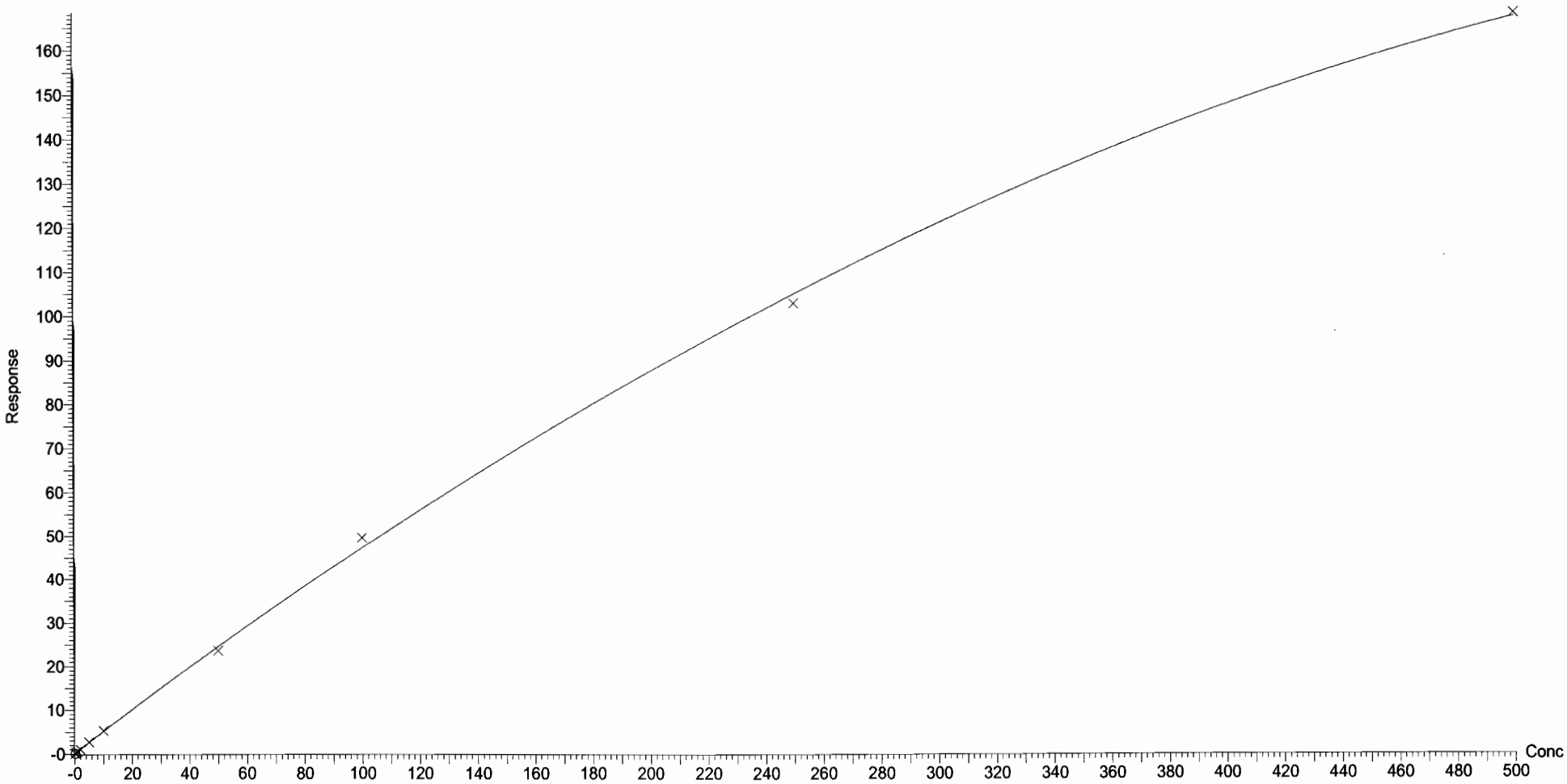

Vista Analytical Laboratory Q1

Dataset: U:\Q4.PRO\results\171220M3\171220M3-crv.qld

Last Altered: Thursday, December 21, 2017 13:42:27 Pacific Standard Time
Printed: Thursday, December 21, 2017 14:11:54 Pacific Standard Time

Compound name: PFODA
Coefficient of Determination: R^2 = 0.996711
Calibration curve: -0.000345819 * x^2 + 0.648728 * x + 0.102254
Response type: Internal Std (Ref 51), Area * (IS Conc. / IS Area)
Curve type: 2nd Order, Origin: Include, Weighting: 1/x, Axis trans: None

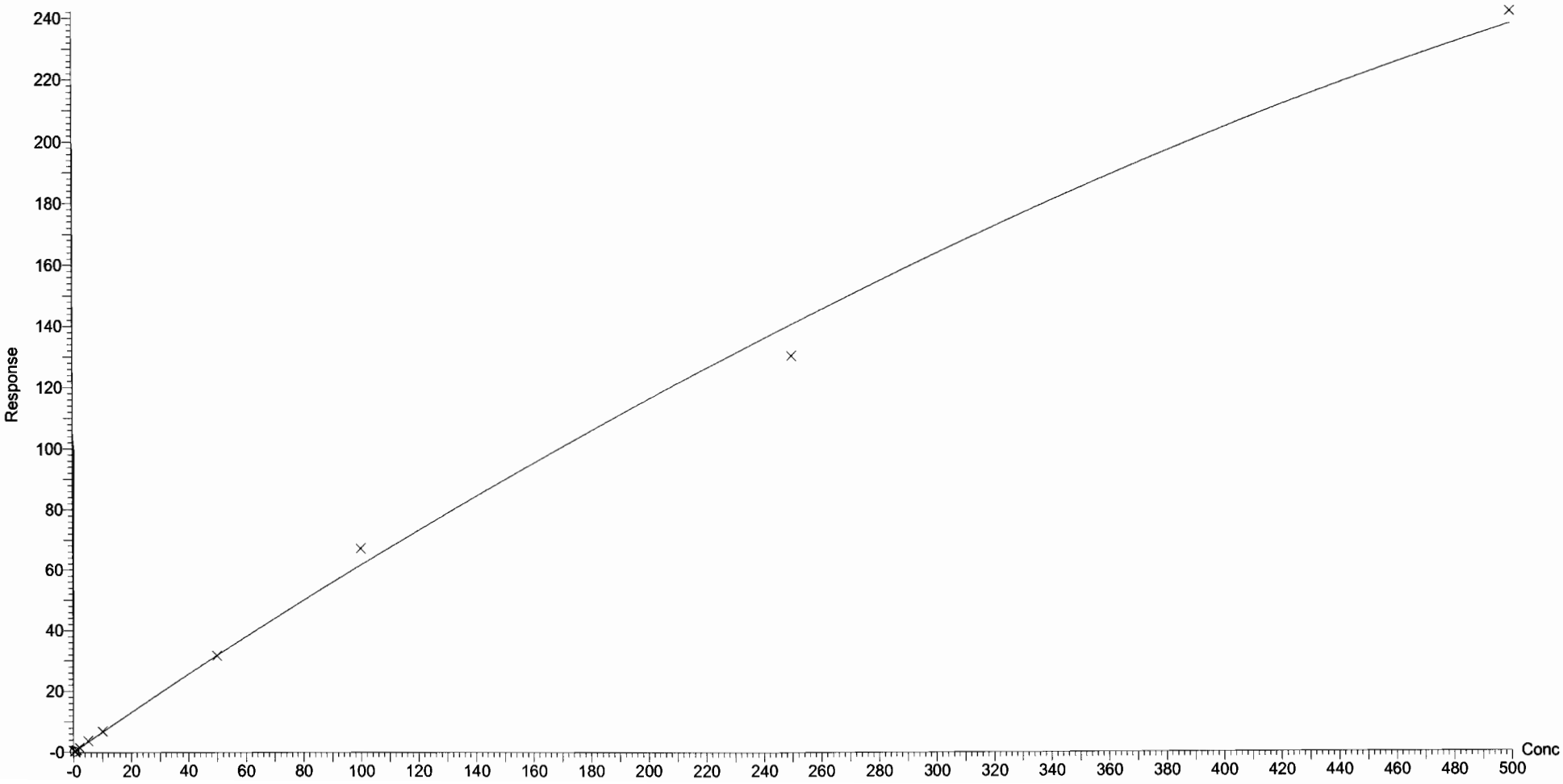

Vista Analytical Laboratory

Dataset: U:\Q4.PRO\results\171220M3\171220M3-crv.qld

Last Altered: Thursday, December 21, 2017 13:42:27 Pacific Standard Time
Printed: Thursday, December 21, 2017 14:10:46 Pacific Standard Time

Method: U:\Q4.PRO\MethDB\PFAS_FULL_80C_122017.mdb 20 Dec 2017 15:48:16
Calibration: U:\Q4.PRO\CurveDB\C18_VAL-PFAS_Q4_12-20-17_OLDRS.cdb 21 Dec 2017 13:42:26

Name: 171220M3_2, Date: 21-Dec-2017, Time: 01:54:44, ID: ST171220M3-1 PFC CS-2 17K2806, Description: PFC CS-2 17K2806

PFBA

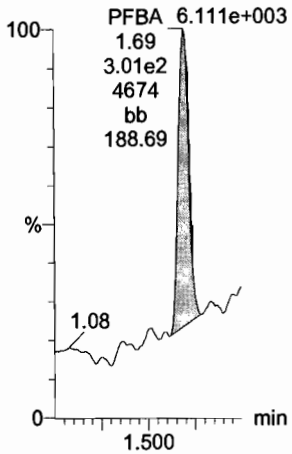

PFPeA

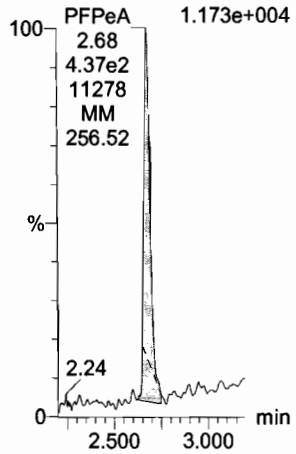

PFBS

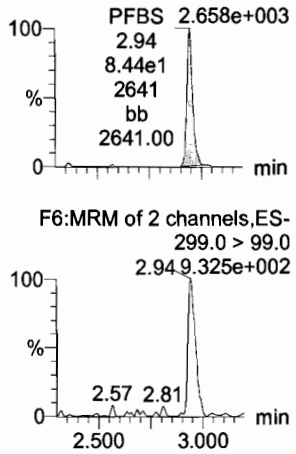

PFHxA

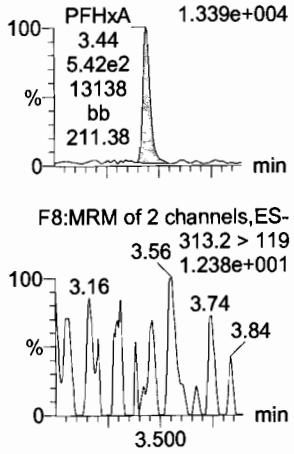

PFHpA

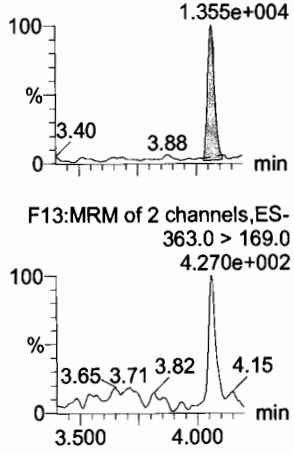

L-PFHxS

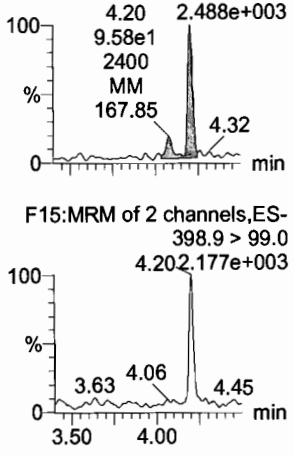

13C3-PFBA

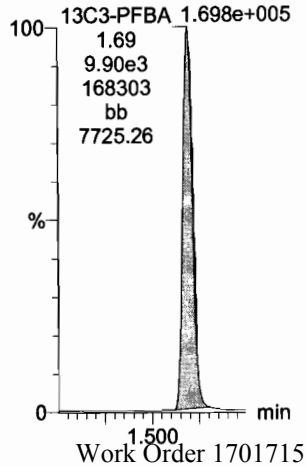

13C3-PFPeA

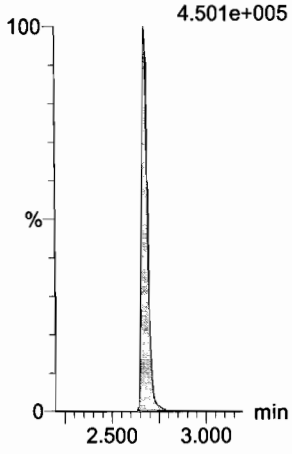

13C3-PFBS

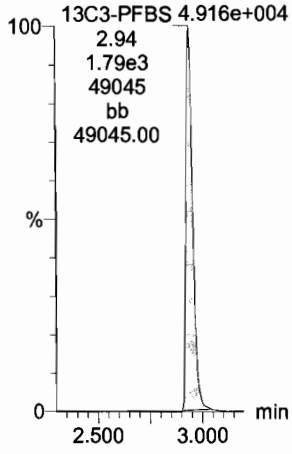

13C2-PFHxA



13C4-PFHpA

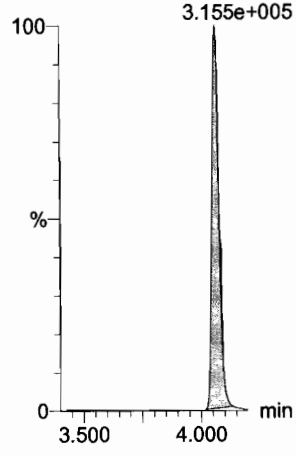

18O2-PFHxS

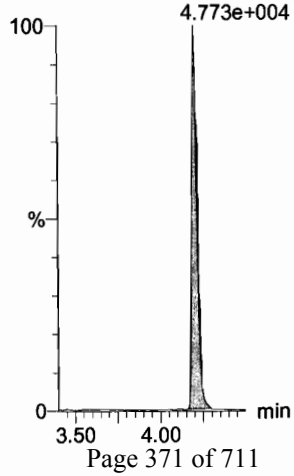

Vista Analytical Laboratory

Dataset: U:\Q4.PRO\results\171220M3\171220M3-crv.qld

Last Altered: Thursday, December 21, 2017 13:42:27 Pacific Standard Time
Printed: Thursday, December 21, 2017 14:10:46 Pacific Standard Time

Name: 171220M3_2, Date: 21-Dec-2017, Time: 01:54:44, ID: ST171220M3-1 PFC CS-2 17K2806, Description: PFC CS-2 17K2806

6:2 FTS

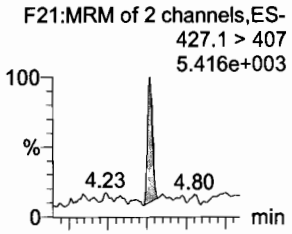

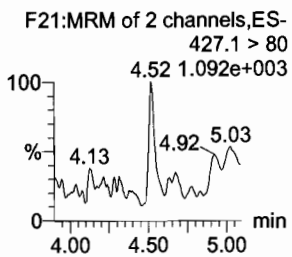

L-PFOA

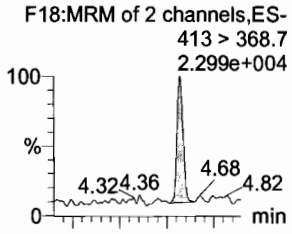

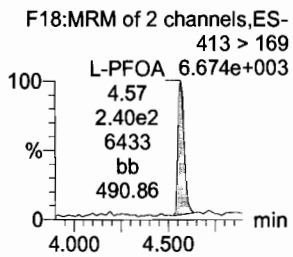

PFHpS

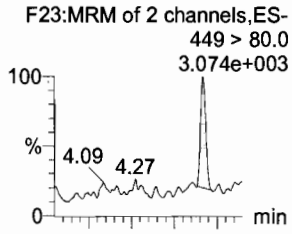

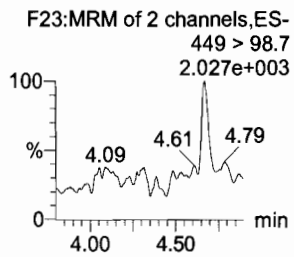

PFNA

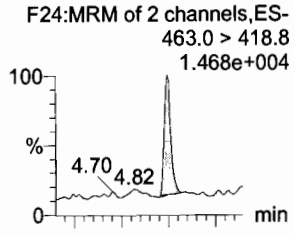

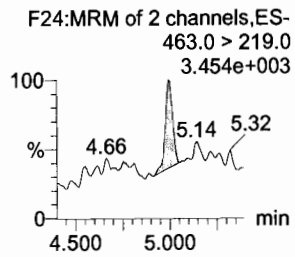

PFOSA

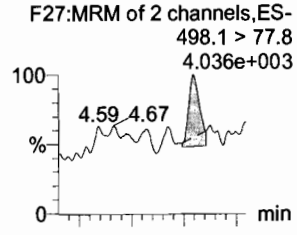

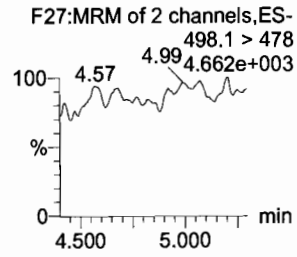

L-PFOS

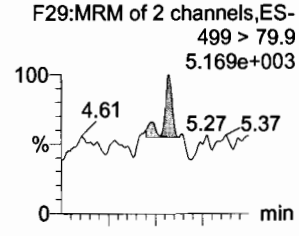

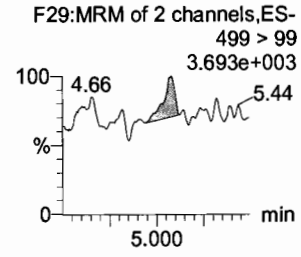

13C2-6:2 FTS



13C2-PFOA

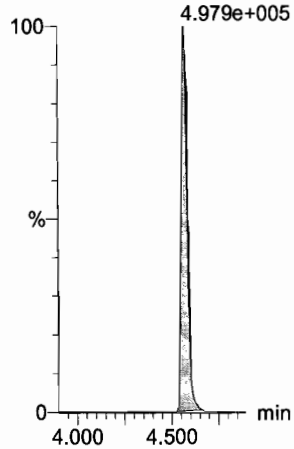

13C3-PFBS



13C5-PFNA

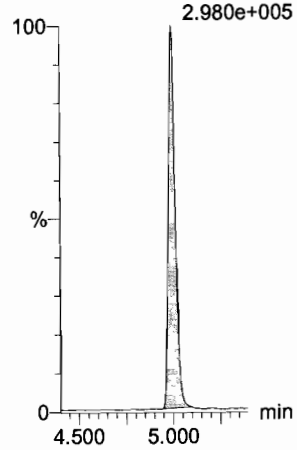

13C8-PFOSA

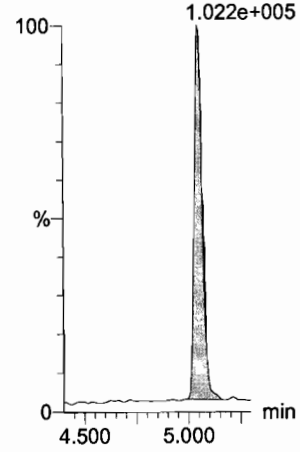

13C8-PFOS

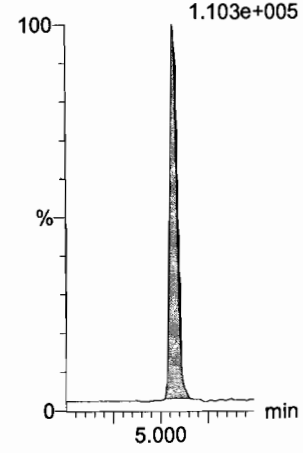

Dataset: U:\Q4.PRO\results\171220M3\171220M3-crv.qld

Last Altered: Thursday, December 21, 2017 13:42:27 Pacific Standard Time
Printed: Thursday, December 21, 2017 14:10:46 Pacific Standard Time

Name: 171220M3_2, Date: 21-Dec-2017, Time: 01:54:44, ID: ST171220M3-1 PFC CS-2 17K2806, Description: PFC CS-2 17K2806

PFDA

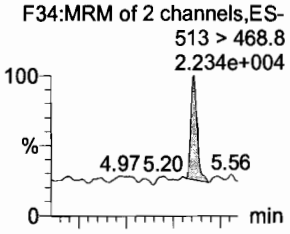

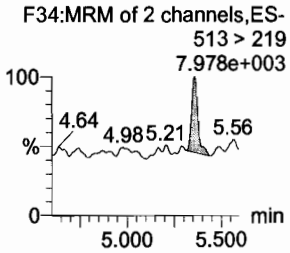

8:2 FTS

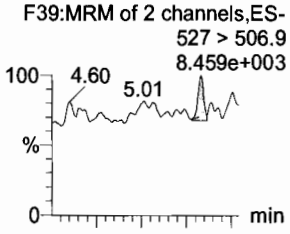

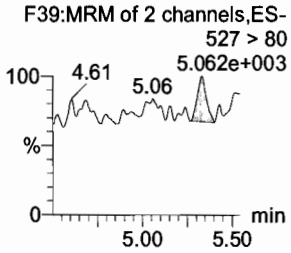

N-MeFOSAA

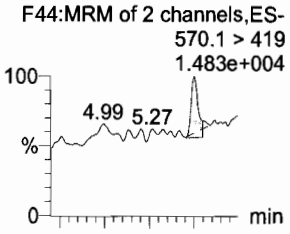

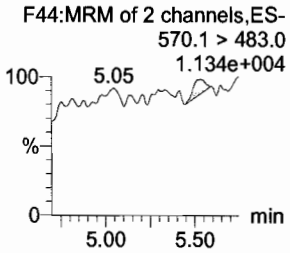

N-EtFOSAA

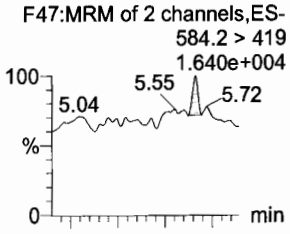

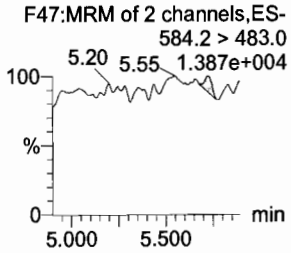

PFUdA

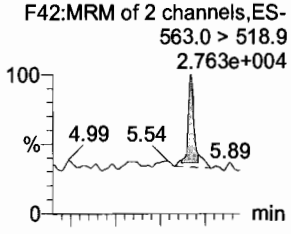

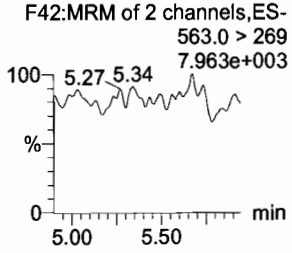

PFDS

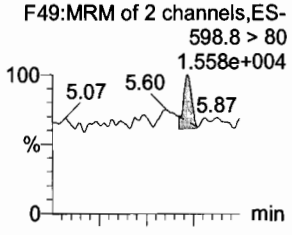

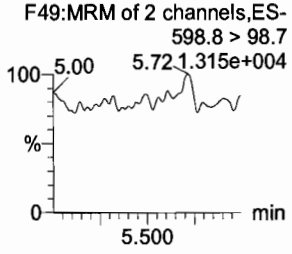

13C2-PFDA

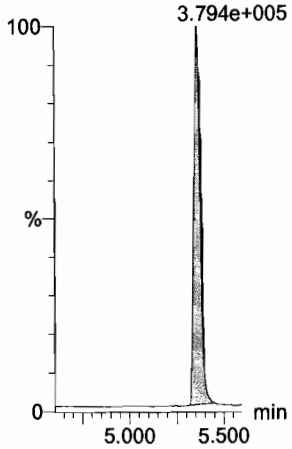

13C2-8:2 FTS

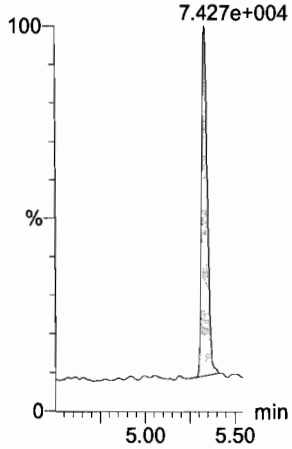

d3-N-MeFOSAA

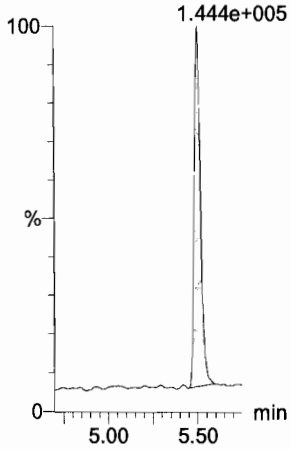

d5-N-EtFOSAA

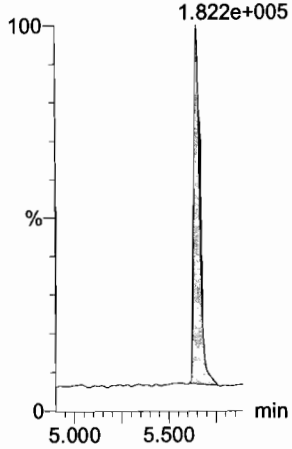

13C2-PFUdA



13C2-PFUdA

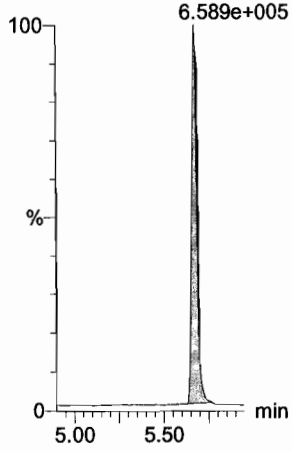

Dataset: U:\Q4.PRO\results\171220M3\171220M3-crv.qld

Last Altered: Thursday, December 21, 2017 13:42:27 Pacific Standard Time
Printed: Thursday, December 21, 2017 14:10:46 Pacific Standard Time

Name: 171220M3_2, Date: 21-Dec-2017, Time: 01:54:44, ID: ST171220M3-1 PFC CS-2 17K2806, Description: PFC CS-2 17K2806

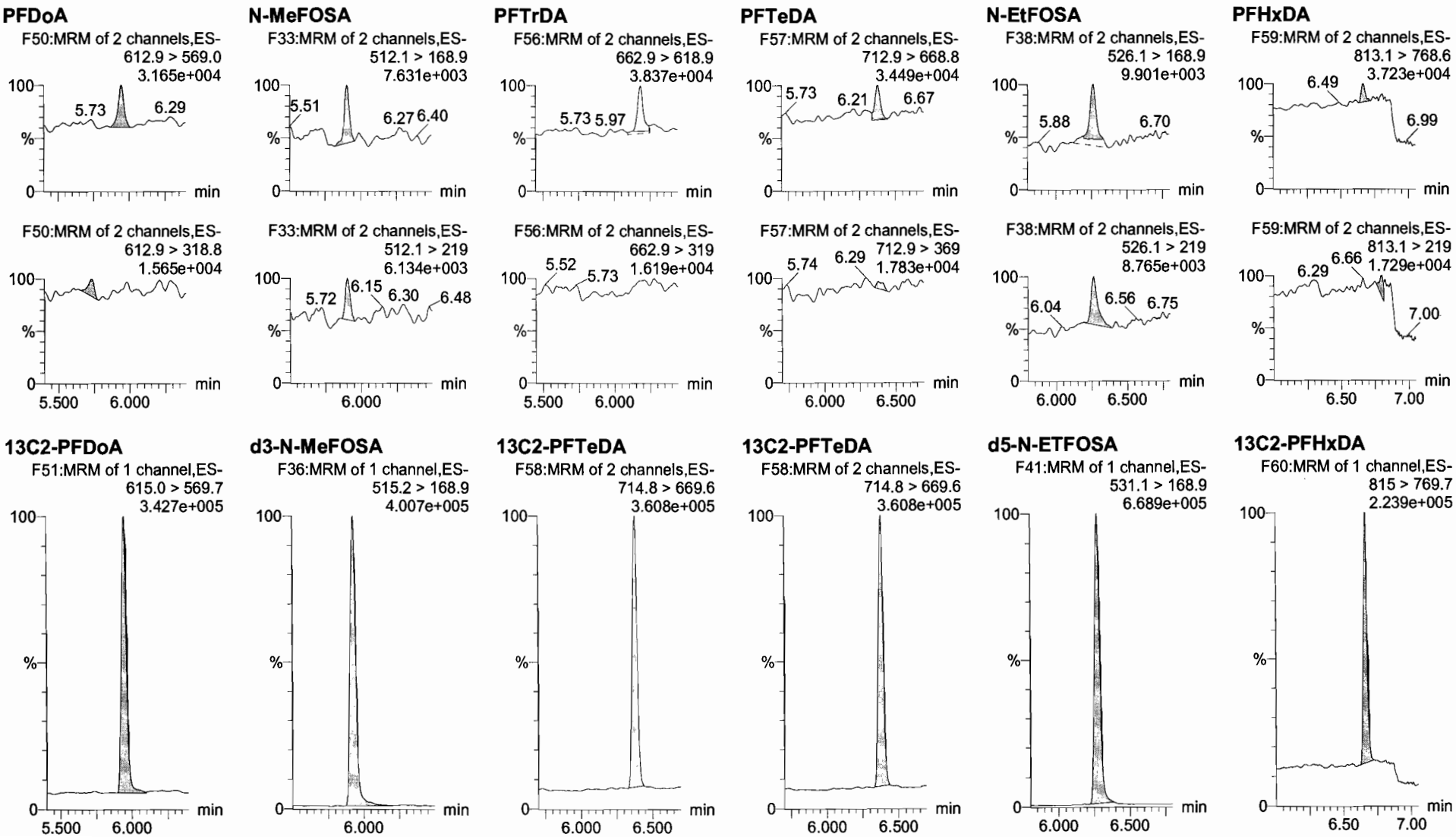

Dataset: U:\Q4.PRO\results\171220M3\171220M3-crv.qld

Last Altered: Thursday, December 21, 2017 13:42:27 Pacific Standard Time
Printed: Thursday, December 21, 2017 14:10:46 Pacific Standard Time

Name: 171220M3_2, Date: 21-Dec-2017, Time: 01:54:44, ID: ST171220M3-1 PFC CS-2 17K2806, Description: PFC CS-2 17K2806

PFODA
F61:MRM of 1 channel,ES-
913.1 > 868.8
4.686e+004

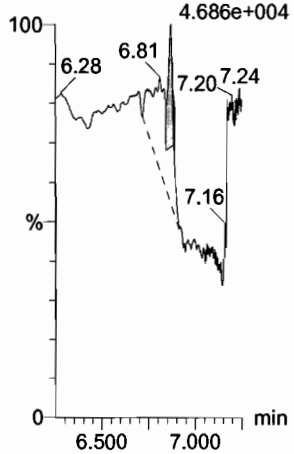

N-MeFOSE
F52:MRM of 1 channel,ES-
616.1 > 58.9
1.598e+004

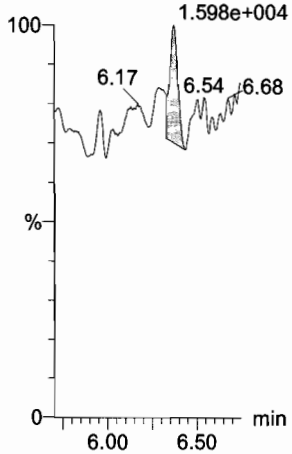

N-EtFOSE
F54:MRM of 1 channel,ES-
630.1 > 58.9
1.681e+004

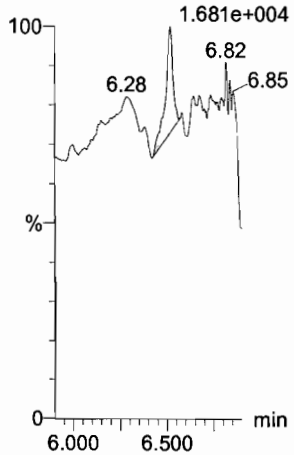

13C4-PFBA
F3:MRM of 1 channel,ES-
217. > 171.8
1.917e+005

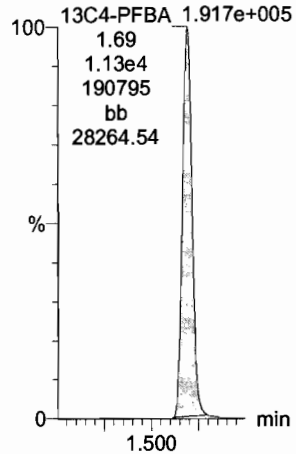

13C5-PFHxA
F10:MRM of 1 channel,ES-
318 > 272.9
4.713e+005

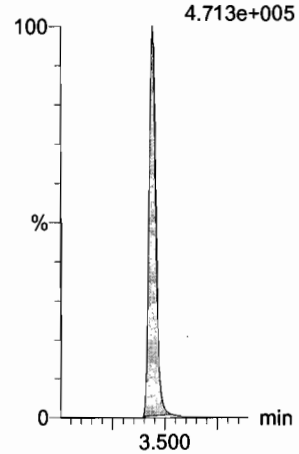

13C3-PFHxS
F16:MRM of 1 channel,ES-
401.9 > 79.9
1.106e+005

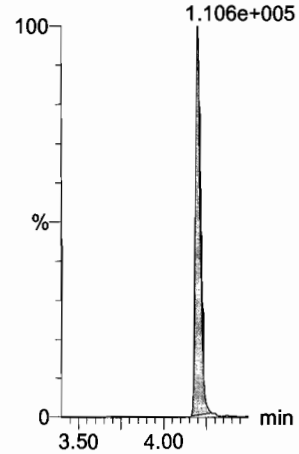

13C2-PFHxDA
F60:MRM of 1 channel,ES-
815 > 769.7
2.239e+005

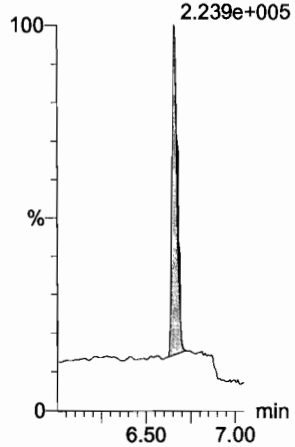

d7-N-MeFOSE
F53:MRM of 1 channel,ES-
623.1 > 58.9
6.400e+005

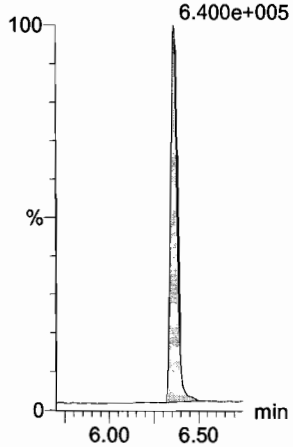

d9-N-EtFOSE
F55:MRM of 1 channel,ES-
639.2 > 58.8
5.844e+005

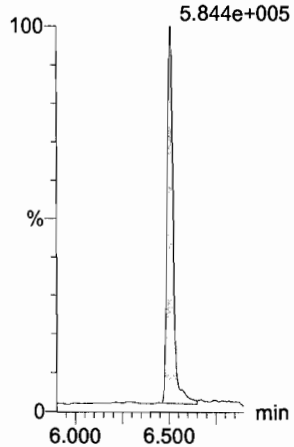

13C8-PFOA
F20:MRM of 1 channel,ES-
421.3 > 376
3.216e+005

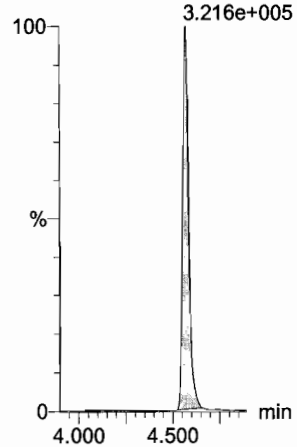

13C9-PFNA
F26:MRM of 1 channel,ES-
472.2 > 426.9
3.156e+005

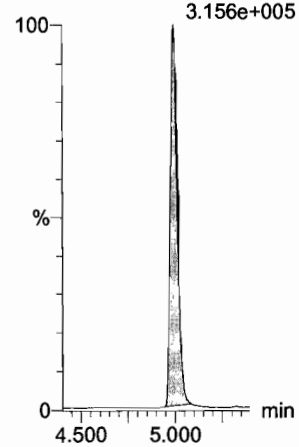

13C4-PFOS
F30:MRM of 1 channel,ES-
503 > 79.9
9.946e+004

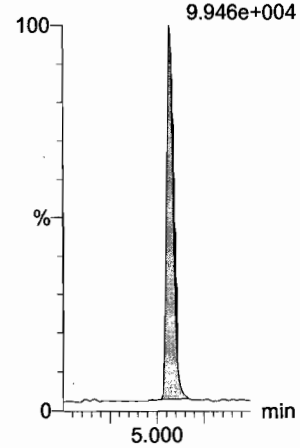

Dataset: U:\Q4.PRO\results\171220M3\171220M3-crv.qld

Last Altered: Thursday, December 21, 2017 13:42:27 Pacific Standard Time
Printed: Thursday, December 21, 2017 14:10:46 Pacific Standard Time

Name: 171220M3_2, Date: 21-Dec-2017, Time: 01:54:44, ID: ST171220M3-1 PFC CS-2 17K2806, Description: PFC CS-2 17K2806

13C6-PFDA

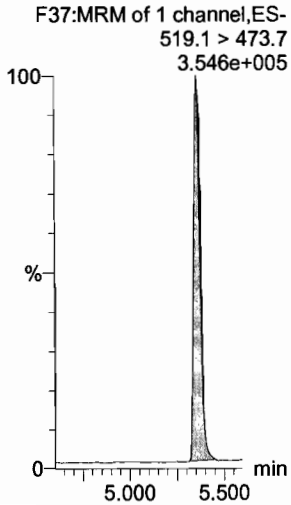

13C7-PFUdA

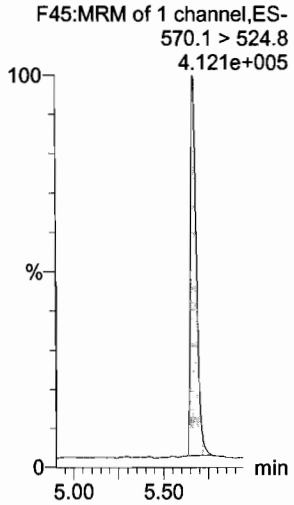

Dataset: U:\Q4.PRO\results\171220M3\171220M3-crv.qld

Last Altered: Thursday, December 21, 2017 13:42:27 Pacific Standard Time
Printed: Thursday, December 21, 2017 14:10:46 Pacific Standard Time

Name: 171220M3_3, Date: 21-Dec-2017, Time: 02:05:56, ID: ST171220M3-2 PFC CS-1 17K2807, Description: PFC CS-1 17K2807

PFBA

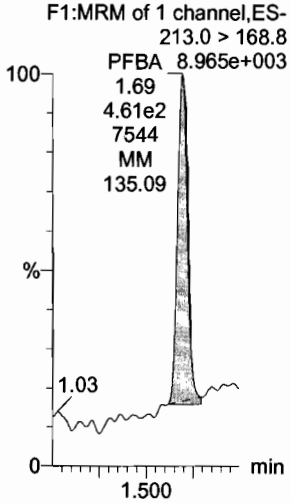

PFPeA

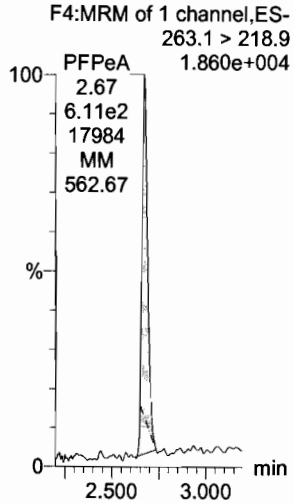

PFBS

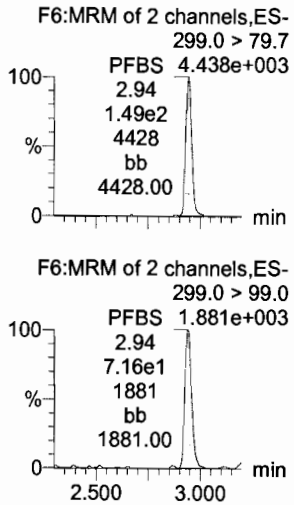

PFHxA

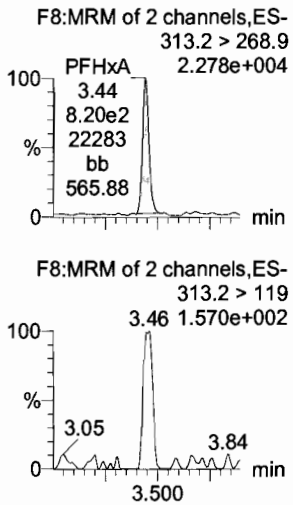

PFHpA

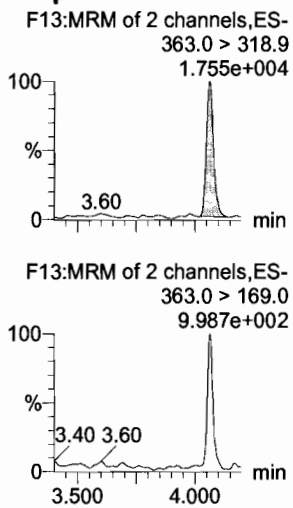

L-PFHxS

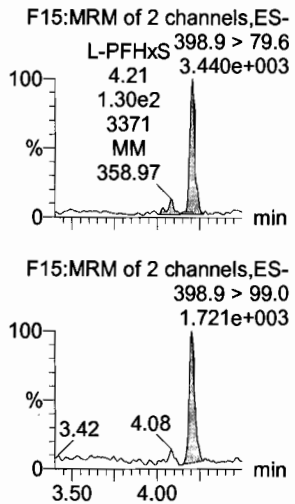

13C3-PFBA



13C3-PFPeA

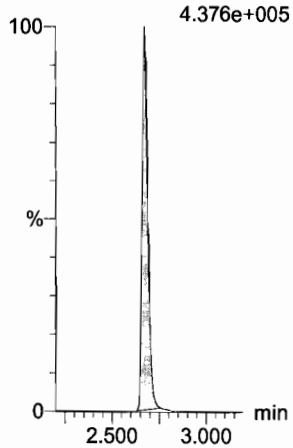

13C3-PFBS

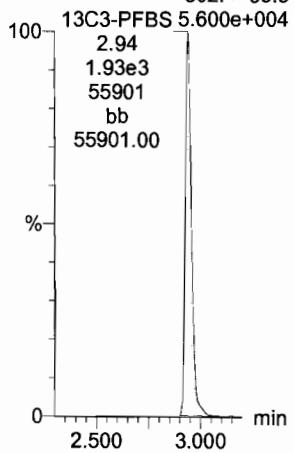

13C2-PFHxA

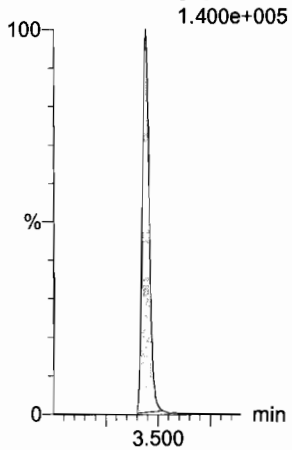

13C4-PFHpA

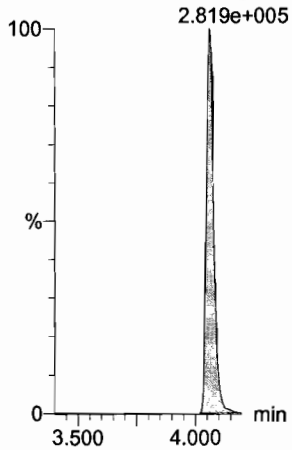

18O2-PFHxS

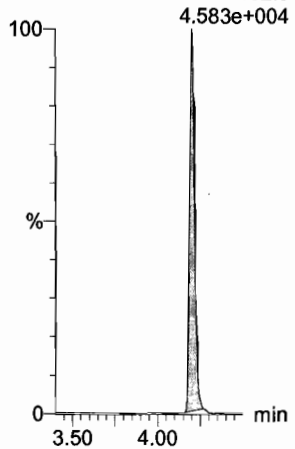

Dataset: U:\Q4.PRO\results\171220M3\171220M3-crv.qld

Last Altered: Thursday, December 21, 2017 13:42:27 Pacific Standard Time
Printed: Thursday, December 21, 2017 14:10:46 Pacific Standard Time

Name: 171220M3_3, Date: 21-Dec-2017, Time: 02:05:56, ID: ST171220M3-2 PFC CS-1 17K2807, Description: PFC CS-1 17K2807

6:2 FTS

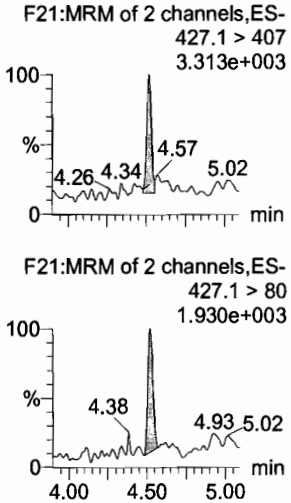

L-PFOA

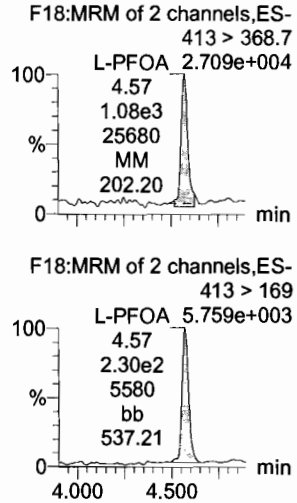

PFHpS

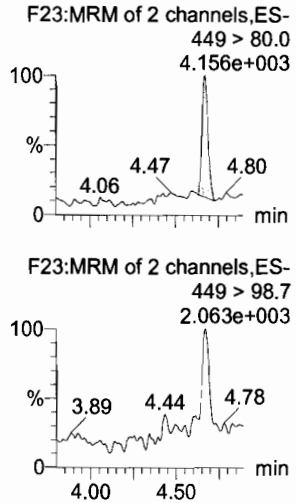

PFNA

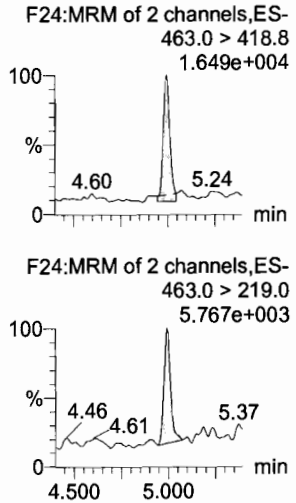

PFOSA

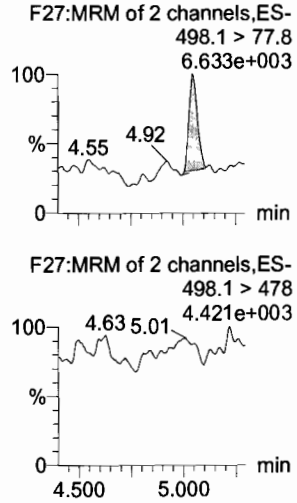

L-PFOS

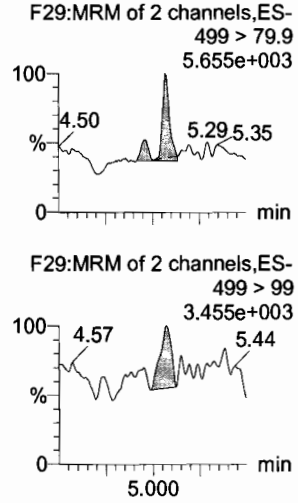

13C2-6:2 FTS

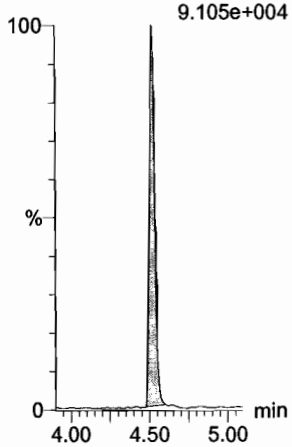

13C2-PFOA

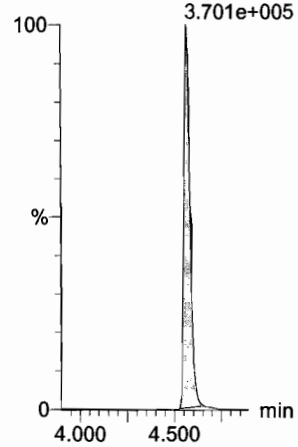

13C3-PFBS

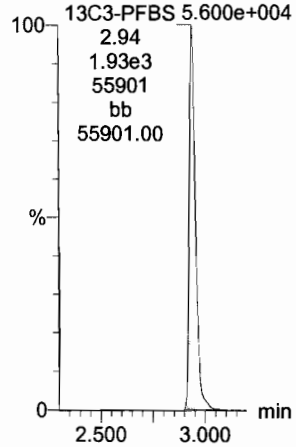

13C5-PFNA

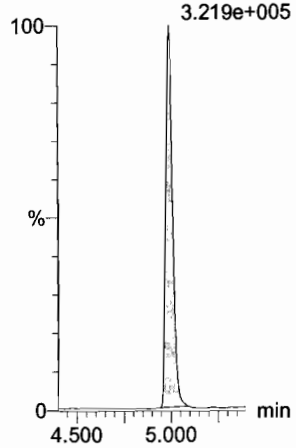

13C8-PFOSA

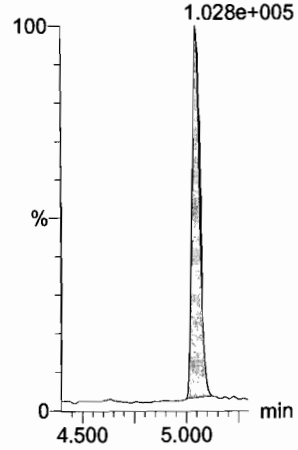

13C8-PFOS

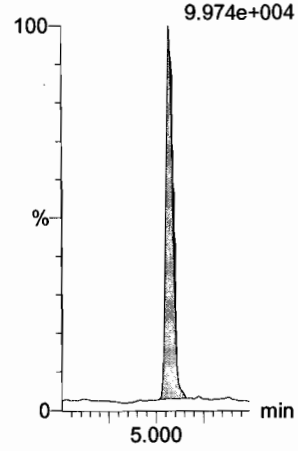

Dataset: U:\Q4.PRO\results\171220M3\171220M3-crv.qld

Last Altered: Thursday, December 21, 2017 13:42:27 Pacific Standard Time
Printed: Thursday, December 21, 2017 14:10:46 Pacific Standard Time

Name: 171220M3_3, Date: 21-Dec-2017, Time: 02:05:56, ID: ST171220M3-2 PFC CS-1 17K2807, Description: PFC CS-1 17K2807

PFDA

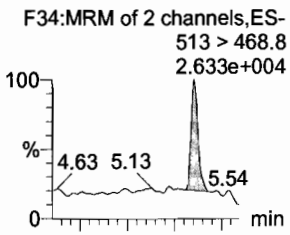

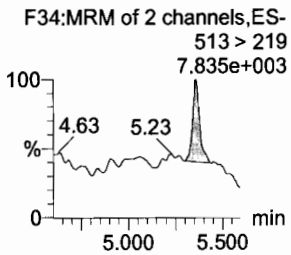

8:2 FTS

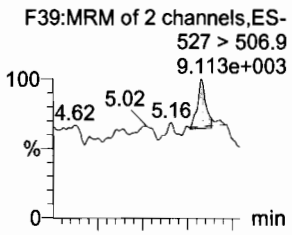

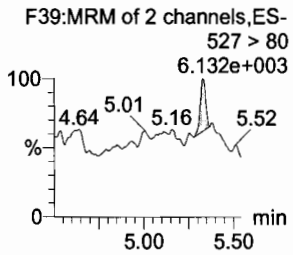

N-MeFOSAA

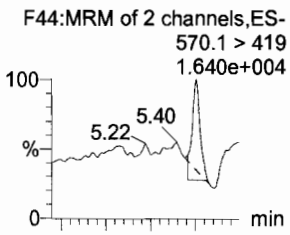

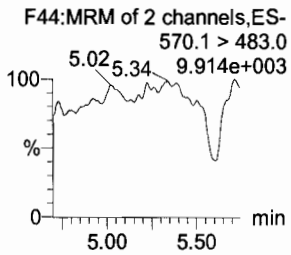

N-EtFOSAA

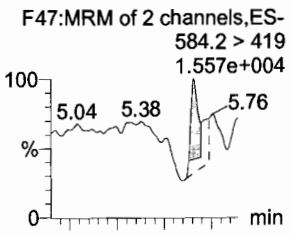

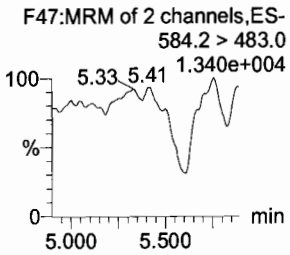

PFUdA

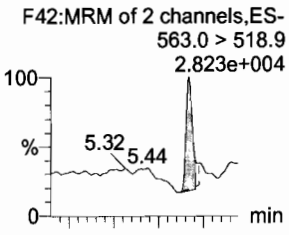

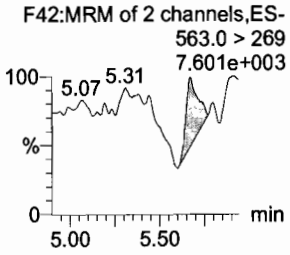

PFDS

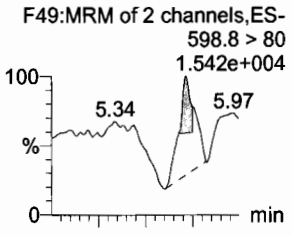

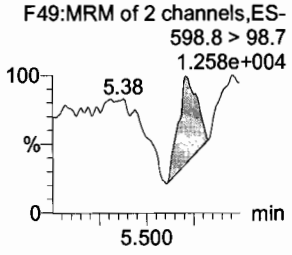

13C2-PFDA

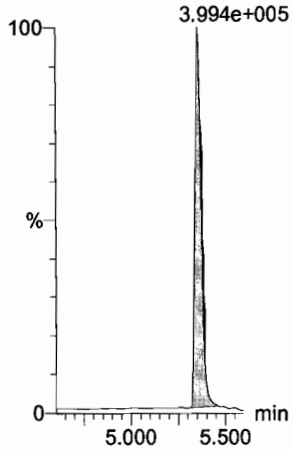

13C2-8:2 FTS

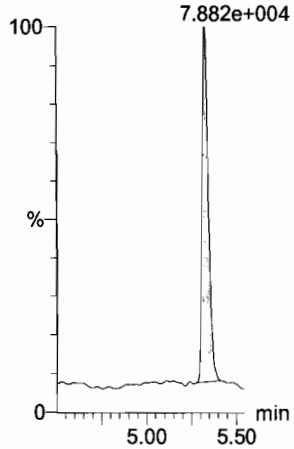

d3-N-MeFOSAA

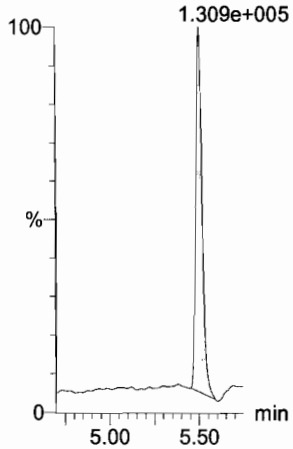

d5-N-EtFOSAA

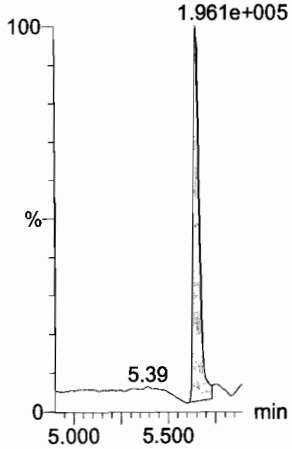

13C2-PFUdA

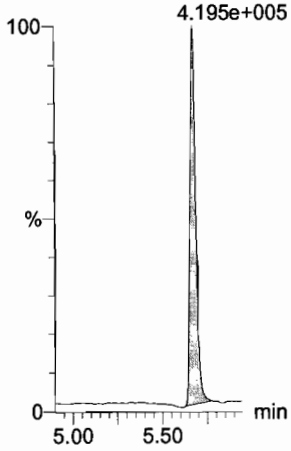

13C2-PFUdA

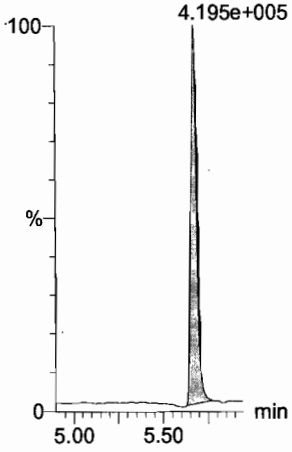

Dataset: U:\Q4.PRO\results\171220M3\171220M3-crv.qld

Last Altered: Thursday, December 21, 2017 13:42:27 Pacific Standard Time
Printed: Thursday, December 21, 2017 14:10:46 Pacific Standard Time

Name: 171220M3_3, Date: 21-Dec-2017, Time: 02:05:56, ID: ST171220M3-2 PFC CS-1 17K2807, Description: PFC CS-1 17K2807

PFDoA

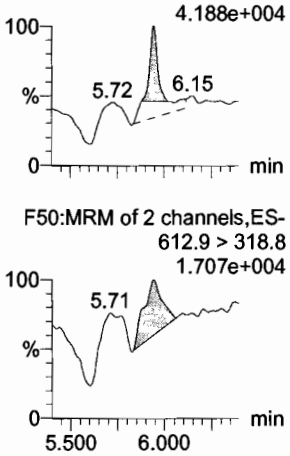

N-MeFOSA

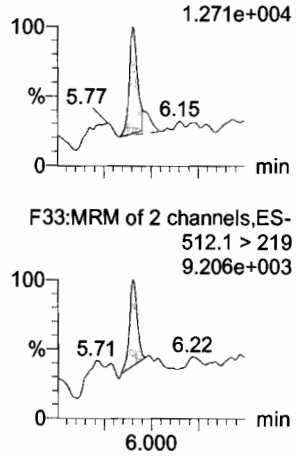

PFTrDA

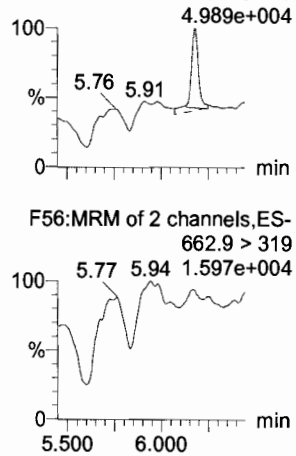

PFTeDA

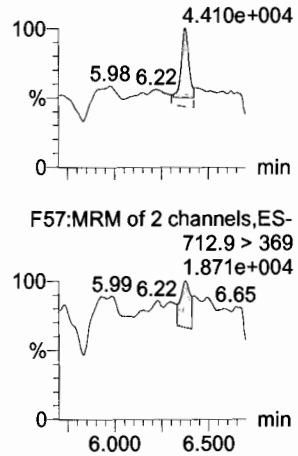

N-EtFOSA

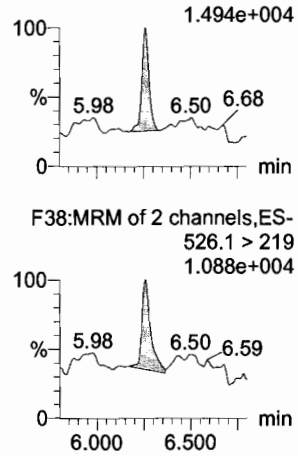

PFHxDA

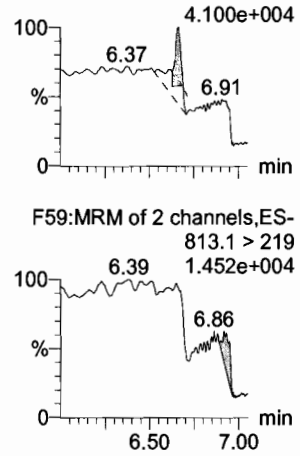

13C2-PFDoA

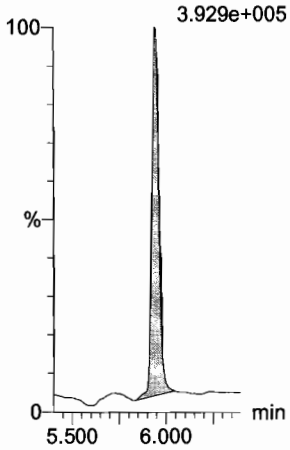

d3-N-MeFOSA

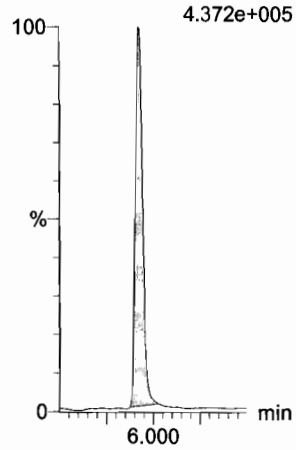

13C2-PFTeDA

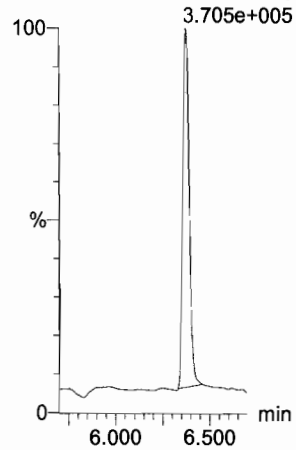

13C2-PFTeDA

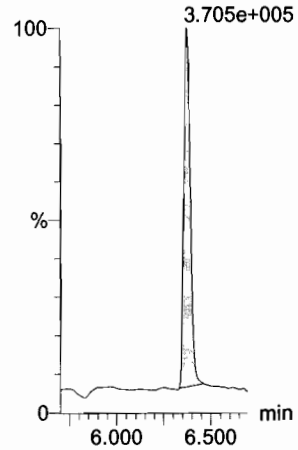

d5-N-ETFOSA

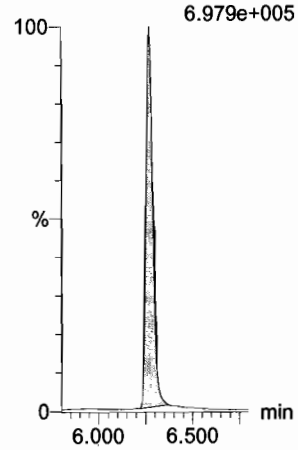

13C2-PFHxDA

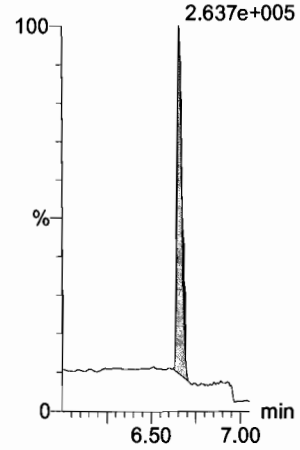

Dataset: U:\Q4.PRO\results\171220M3\171220M3-crv.qld

Last Altered: Thursday, December 21, 2017 13:42:27 Pacific Standard Time
Printed: Thursday, December 21, 2017 14:10:46 Pacific Standard Time

Name: 171220M3_3, Date: 21-Dec-2017, Time: 02:05:56, ID: ST171220M3-2 PFC CS-1 17K2807, Description: PFC CS-1 17K2807

PFODA
F61:MRM of 1 channel,ES-
913.1 > 868.8
4.186e+004

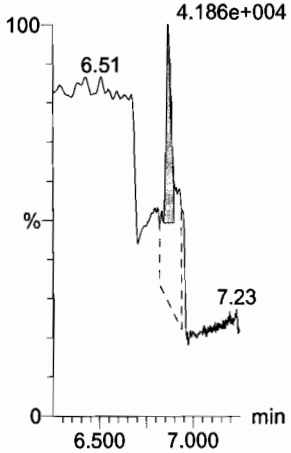

N-MeFOSE
F52:MRM of 1 channel,ES-
616.1 > 58.9
2.200e+004

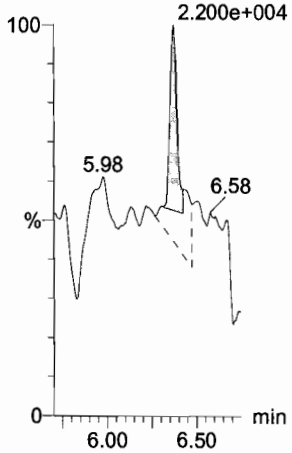

N-EtFOSE
F54:MRM of 1 channel,ES-
630.1 > 58.9
2.668e+004

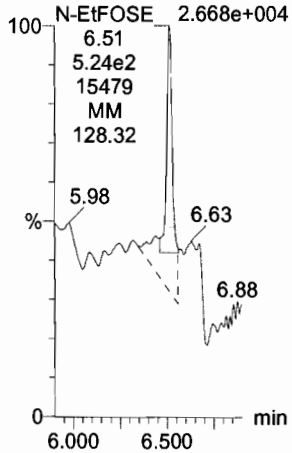

13C4-PFBA
F3:MRM of 1 channel,ES-
217. > 171.8
2.003e+005

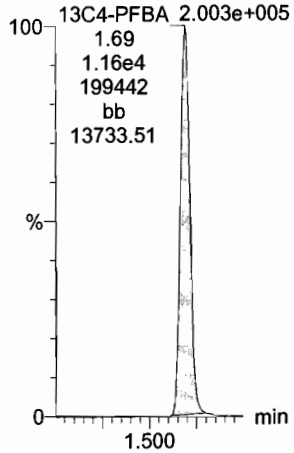

13C5-PFHxA
F10:MRM of 1 channel,ES-
318 > 272.9
4.605e+005



13C3-PFHxS
F16:MRM of 1 channel,ES-
401.9 > 79.9
9.890e+004



13C2-PFHxDA
F60:MRM of 1 channel,ES-
815 > 769.7
2.637e+005

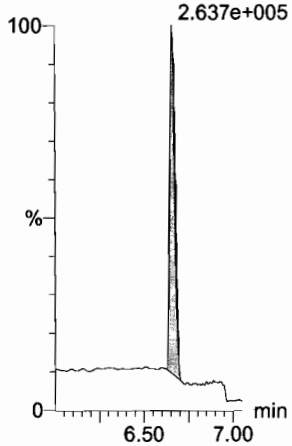

d7-N-MeFOSE
F53:MRM of 1 channel,ES-
623.1 > 58.9
5.740e+005

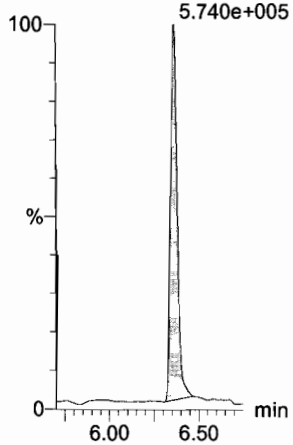

d9-N-EtFOSE
F55:MRM of 1 channel,ES-
639.2 > 58.8
7.464e+005

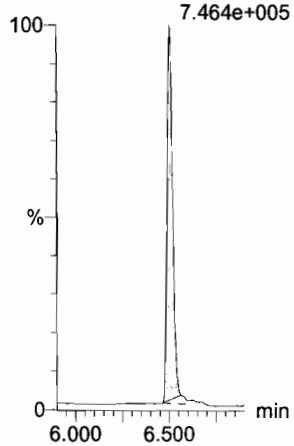

13C8-PFOA
F20:MRM of 1 channel,ES-
421.3 > 376
3.039e+005

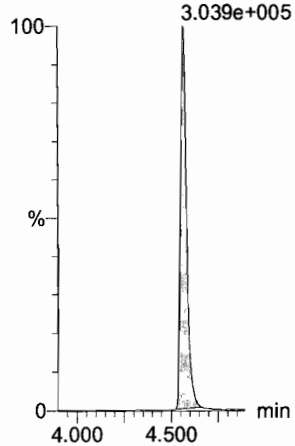

13C9-PFNA
F26:MRM of 1 channel,ES-
472.2 > 426.9
3.099e+005



13C4-PFOS
F30:MRM of 1 channel,ES-
503 > 79.9
9.726e+004

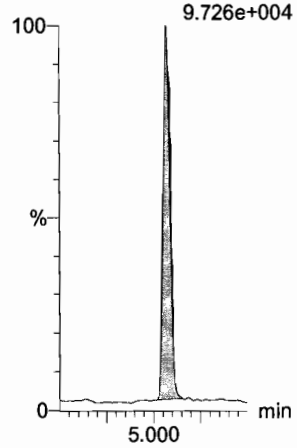

Dataset: U:\Q4.PRO\results\171220M3\171220M3-crv.qld

Last Altered: Thursday, December 21, 2017 13:42:27 Pacific Standard Time
Printed: Thursday, December 21, 2017 14:10:46 Pacific Standard Time

Name: 171220M3_3, Date: 21-Dec-2017, Time: 02:05:56, ID: ST171220M3-2 PFC CS-1 17K2807, Description: PFC CS-1 17K2807

13C6-PFDA

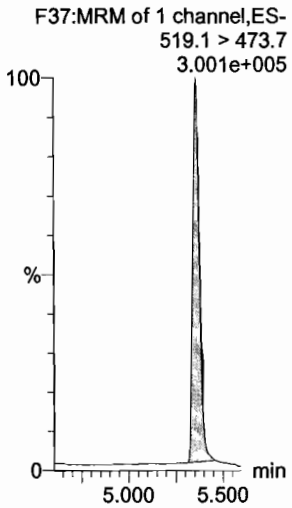

13C7-PFUdA

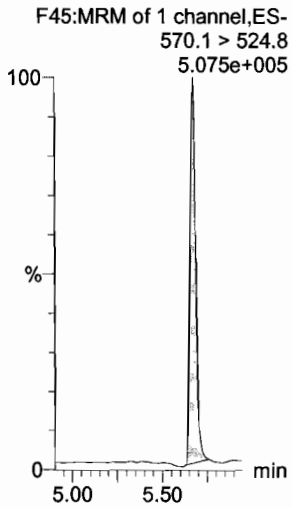

Dataset: U:\Q4.PRO\results\171220M3\171220M3-crv.qld

Last Altered: Thursday, December 21, 2017 13:42:27 Pacific Standard Time
Printed: Thursday, December 21, 2017 14:10:46 Pacific Standard Time

Name: 171220M3_4, Date: 21-Dec-2017, Time: 02:17:12, ID: ST171220M3-~~2~~ 3 PFC CS0 17K2808, Description: PFC CS0 17K2808

PFBA

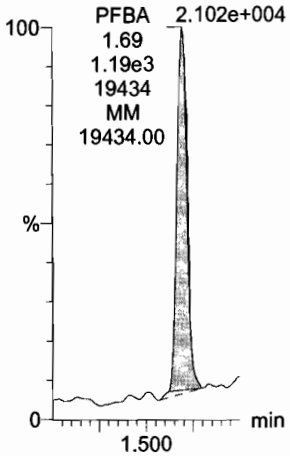

PFPeA



PFBS

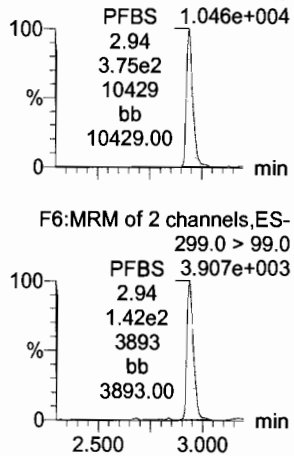

PFHxA

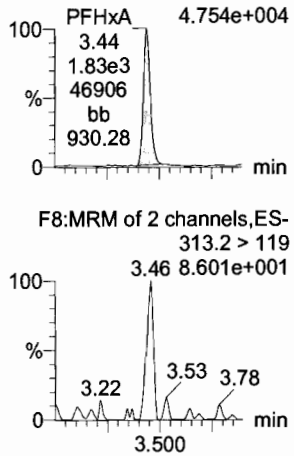

PFHpA

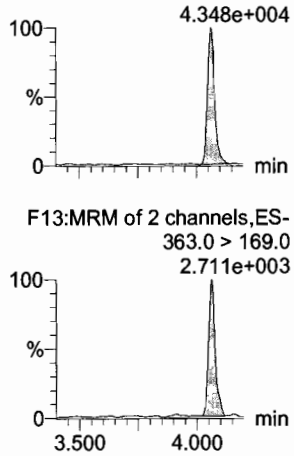

L-PFHxS

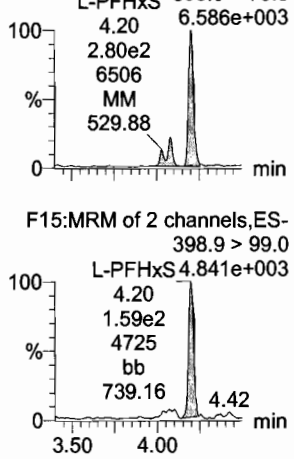

13C3-PFBA

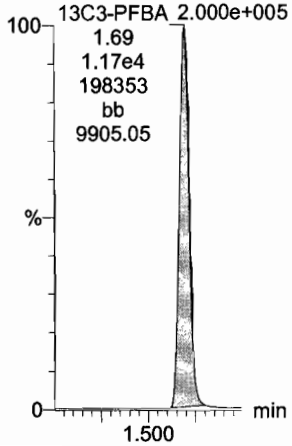

13C3-PFPeA

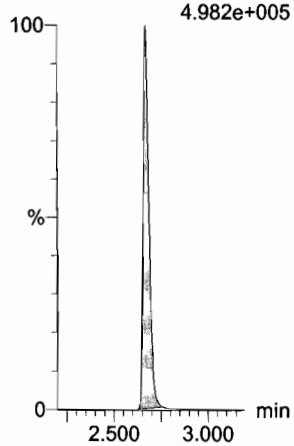

13C3-PFBS



13C2-PFHxA

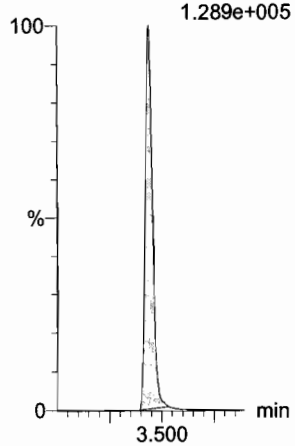

13C4-PFHpA

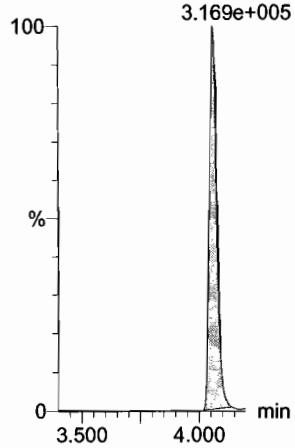

18O2-PFHxS

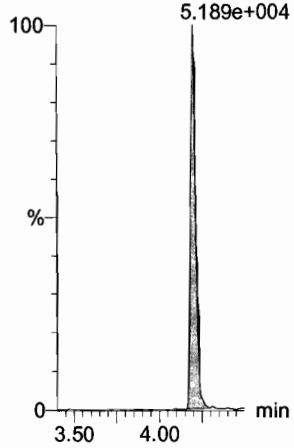

Dataset: U:\Q4.PRO\results\171220M3\171220M3-crv.qld

Last Altered: Thursday, December 21, 2017 13:42:27 Pacific Standard Time
Printed: Thursday, December 21, 2017 14:10:46 Pacific Standard Time

Name: 171220M3_4, Date: 21-Dec-2017, Time: 02:17:12, ID: ST171220M3-2 PFC CS0 17K2808, Description: PFC CS0 17K2808

6:2 FTS

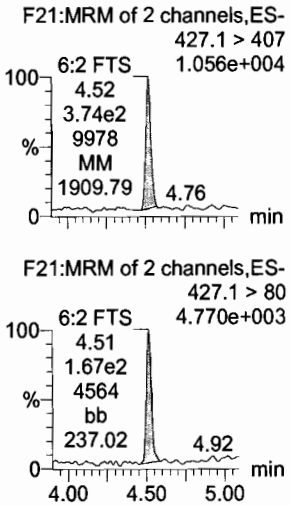

L-PFOA

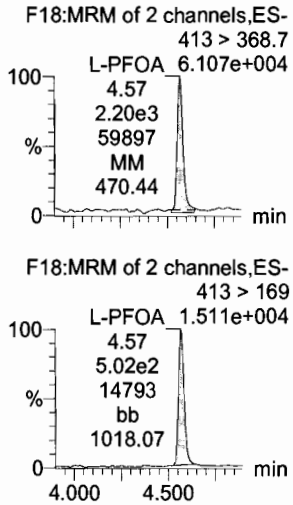

PFHpS

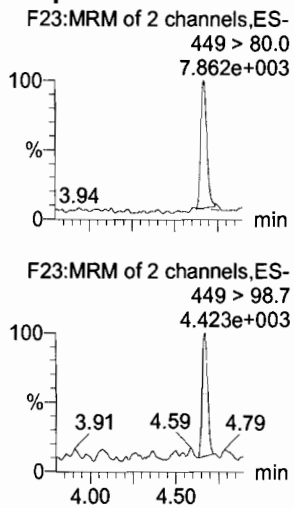

PFNA

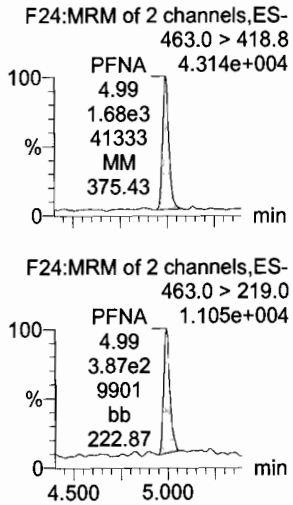

PFOSA

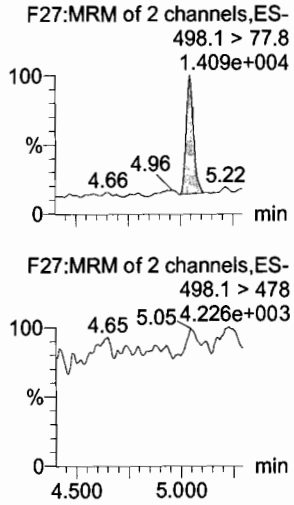

L-PFOS

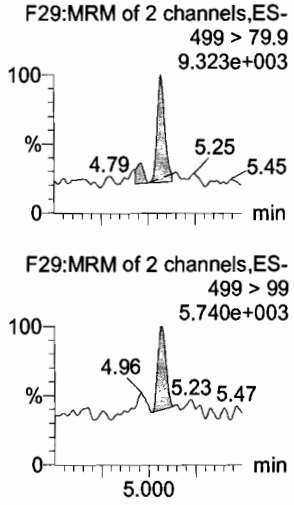

13C2-6:2 FTS

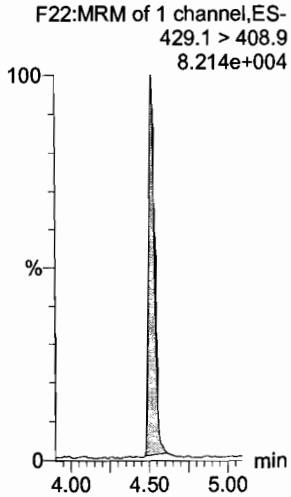

13C2-PFOA

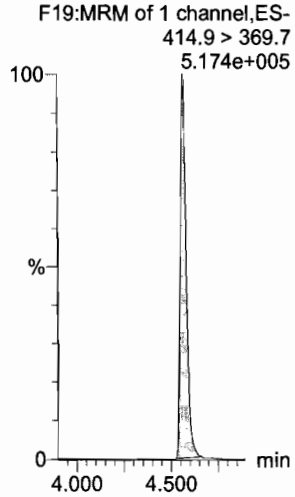

13C3-PFBS

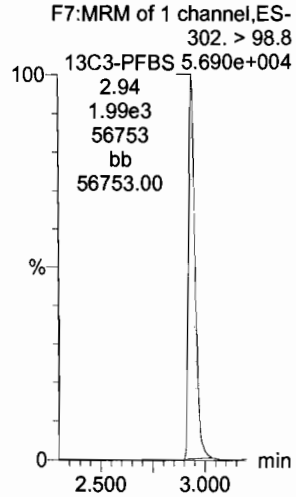

13C5-PFNA

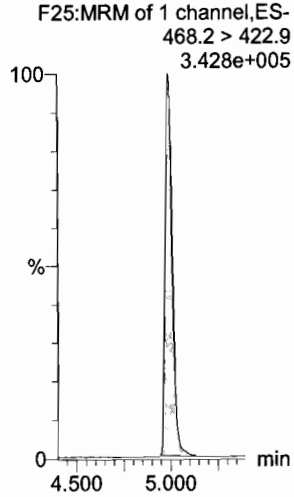

13C8-PFOSA

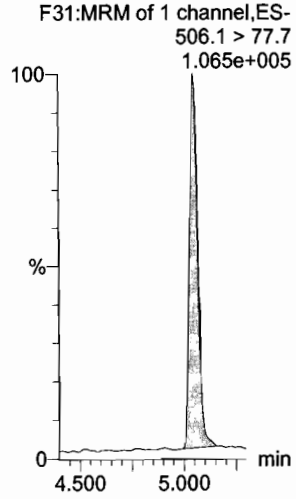

13C8-PFOS

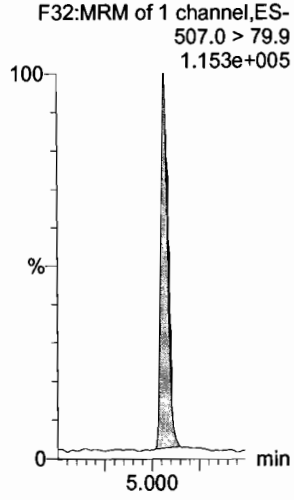

Dataset: U:\Q4.PRO\results\171220M3\171220M3-crv.qld

Last Altered: Thursday, December 21, 2017 13:42:27 Pacific Standard Time
Printed: Thursday, December 21, 2017 14:10:46 Pacific Standard Time

Name: 171220M3_4, Date: 21-Dec-2017, Time: 02:17:12, ID: ST171220M3-2 PFC CS0 17K2808, Description: PFC CS0 17K2808

PFDA

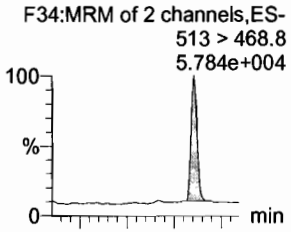

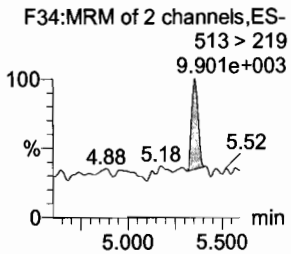

8:2 FTS

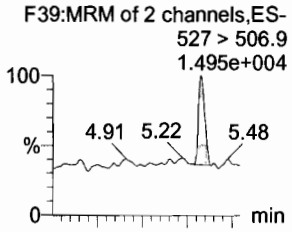

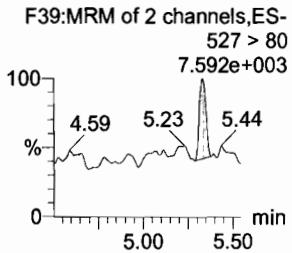

N-MeFOSAA

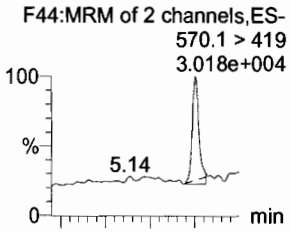

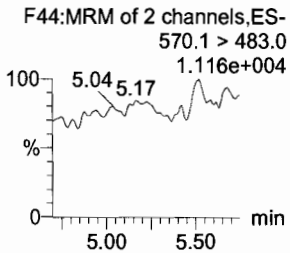

N-EtFOSAA

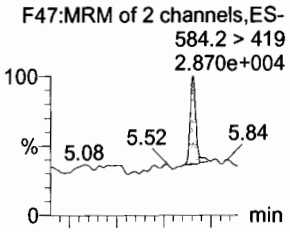

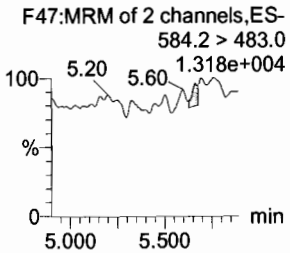

PFUdA

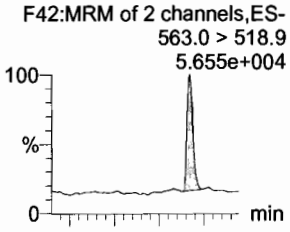

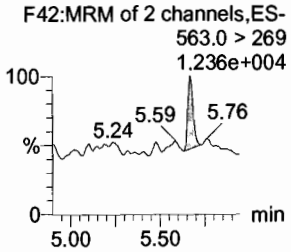

PFDS

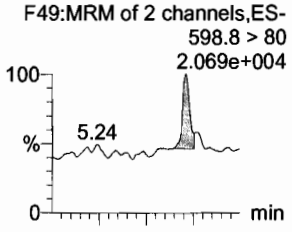

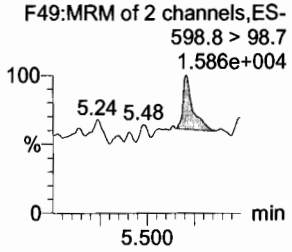

13C2-PFDA

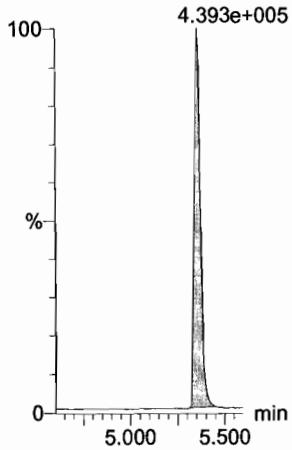

13C2-8:2 FTS

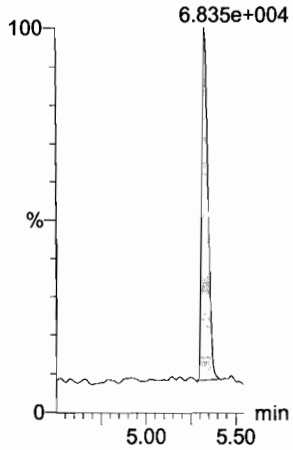

d3-N-MeFOSAA

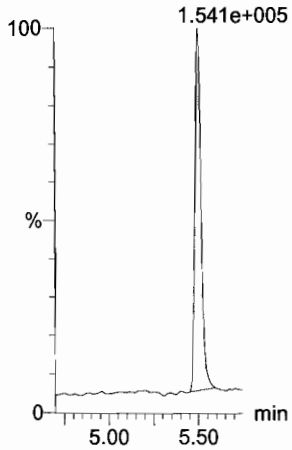

d5-N-EtFOSAA

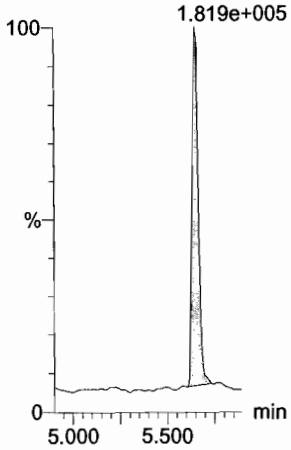

13C2-PFUdA

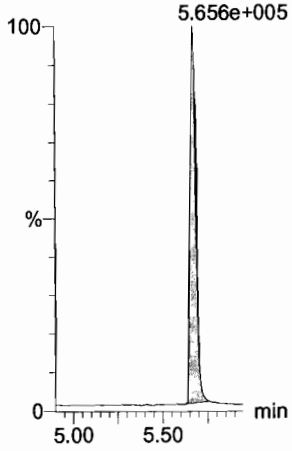

13C2-PFUdA

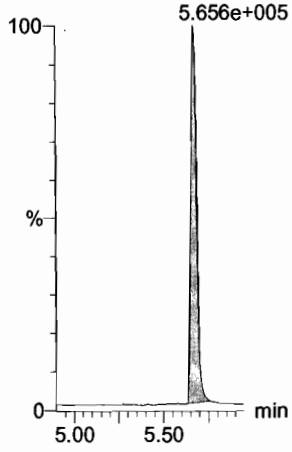

Dataset: U:\Q4.PRO\results\171220M3\171220M3-crv.qld

Last Altered: Thursday, December 21, 2017 13:42:27 Pacific Standard Time
Printed: Thursday, December 21, 2017 14:10:46 Pacific Standard Time

Name: 171220M3_4, Date: 21-Dec-2017, Time: 02:17:12, ID: ST171220M3-2 PFC CS0 17K2808, Description: PFC CS0 17K2808

PFDoA
F50:MRM of 2 channels,ES-
612.9 > 569.0
6.429e+004

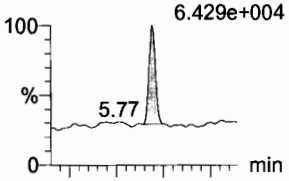

F50:MRM of 2 channels,ES-
612.9 > 318.8
1.909e+004

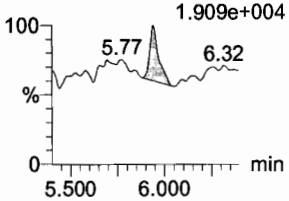

N-MeFOSA
F33:MRM of 2 channels,ES-
512.1 > 168.9
2.235e+004

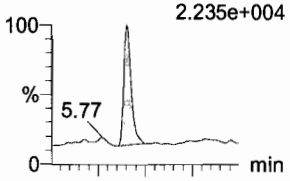

F33:MRM of 2 channels,ES-
512.1 > 219
1.603e+004

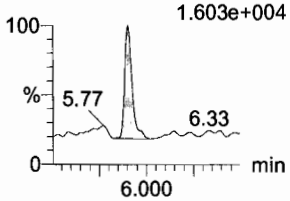

PFTrDA
F56:MRM of 2 channels,ES-
662.9 > 618.9
8.538e+004

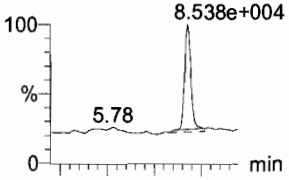

F56:MRM of 2 channels,ES-
662.9 > 319
1.505e+004

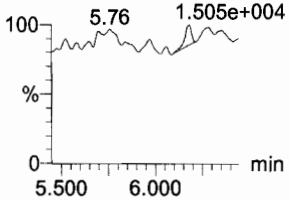

PFTeDA
F57:MRM of 2 channels,ES-
712.9 > 668.8
7.427e+004

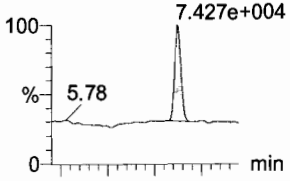

F57:MRM of 2 channels,ES-
712.9 > 369
2.042e+004

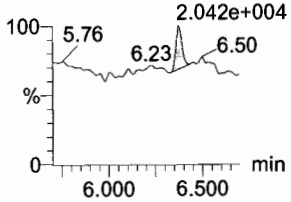

N-EtFOSA
F38:MRM of 2 channels,ES-
526.1 > 168.9
3.099e+004

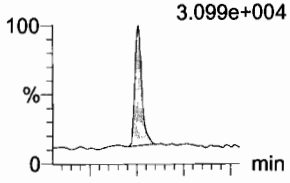

F38:MRM of 2 channels,ES-
526.1 > 219
2.197e+004

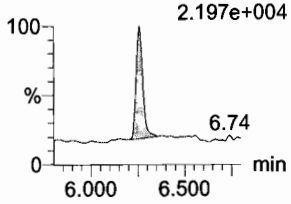

PFHxDA
F59:MRM of 2 channels,ES-
813.1 > 768.6
5.513e+004

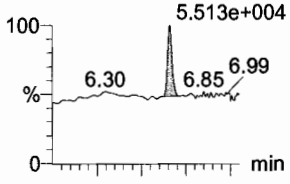

F59:MRM of 2 channels,ES-
813.1 > 219
1.445e+004

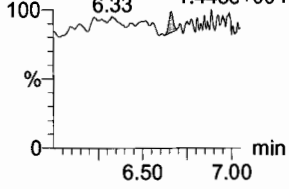

13C2-PFDoA
F51:MRM of 1 channel,ES-
615.0 > 569.7
3.630e+005

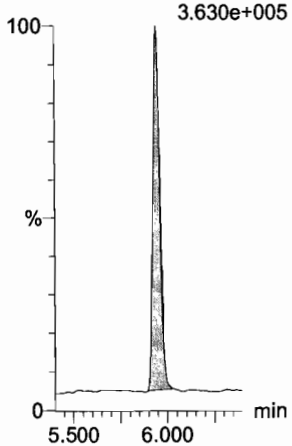

d3-N-MeFOSA
F36:MRM of 1 channel,ES-
515.2 > 168.9
4.908e+005

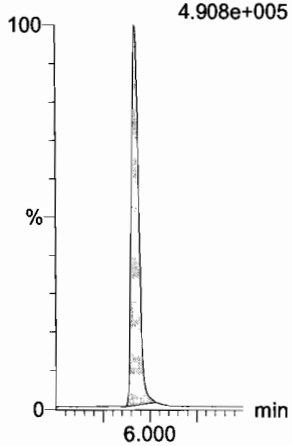

13C2-PFTeDA
F58:MRM of 2 channels,ES-
714.8 > 669.6
3.728e+005

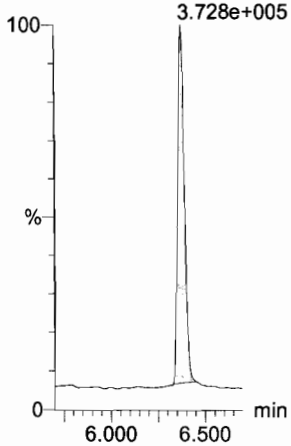

13C2-PFTeDA
F58:MRM of 2 channels,ES-
714.8 > 669.6
3.728e+005

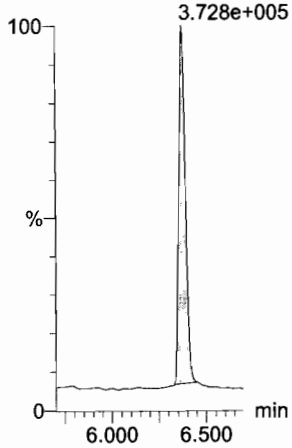

d5-N-ETFOSA
F41:MRM of 1 channel,ES-
531.1 > 168.9
7.736e+005

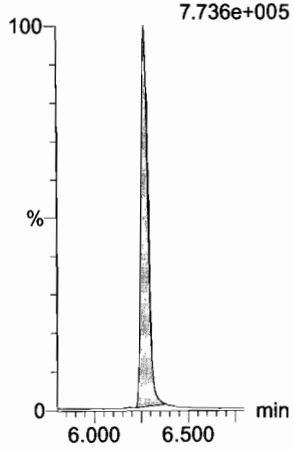

13C2-PFHxDA
F60:MRM of 1 channel,ES-
815 > 769.7
2.609e+005

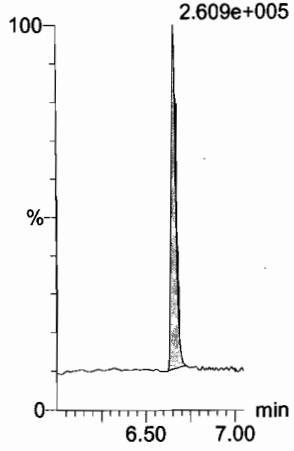

Dataset: U:\Q4.PRO\results\171220M3\171220M3-crv.qld

Last Altered: Thursday, December 21, 2017 13:42:27 Pacific Standard Time
Printed: Thursday, December 21, 2017 14:10:46 Pacific Standard Time

Name: 171220M3_4, Date: 21-Dec-2017, Time: 02:17:12, ID: ST171220M3-2 PFC CS0 17K2808, Description: PFC CS0 17K2808

PFODA
F61:MRM of 1 channel,ES-
913.1 > 868.8
7.826e+004

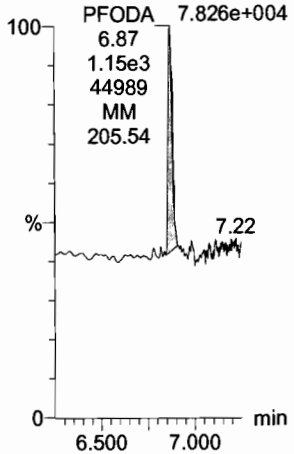

N-MeFOSE
F52:MRM of 1 channel,ES-
616.1 > 58.9
3.288e+004

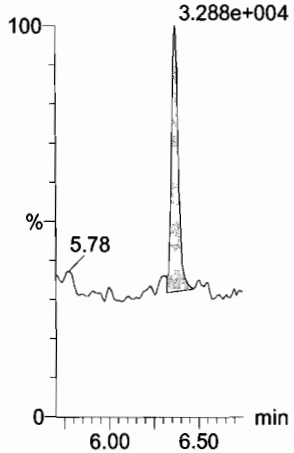

N-EtFOSE
F54:MRM of 1 channel,ES-
630.1 > 58.9
3.880e+004

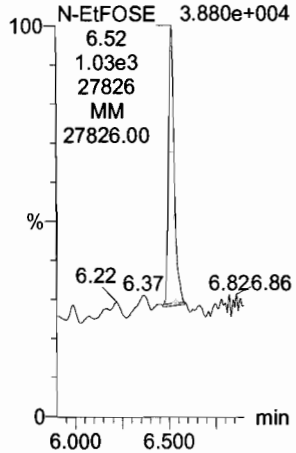

13C4-PFBA
F3:MRM of 1 channel,ES-
217. > 171.8
2.237e+005



13C5-PFHxA
F10:MRM of 1 channel,ES-
318 > 272.9
4.802e+005

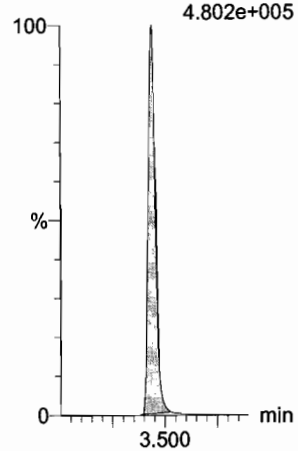

13C3-PFHxS
F16:MRM of 1 channel,ES-
401.9 > 79.9
1.291e+005

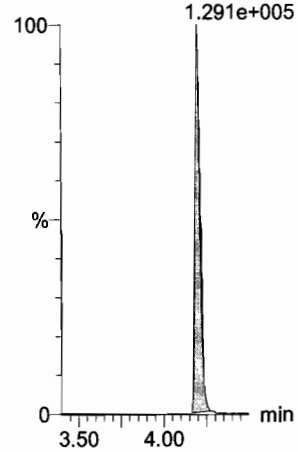

13C2-PFHxDA
F60:MRM of 1 channel,ES-
815 > 769.7
2.609e+005

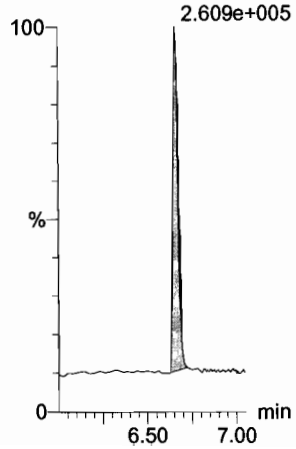

d7-N-MeFOSE
F53:MRM of 1 channel,ES-
623.1 > 58.9
6.342e+005

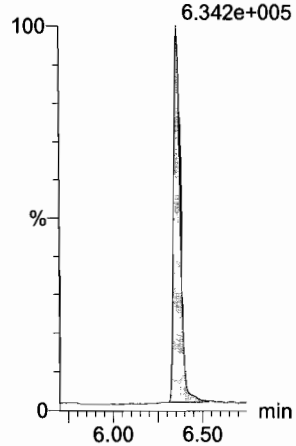

d9-N-EtFOSE
F55:MRM of 1 channel,ES-
639.2 > 58.8
7.724e+005

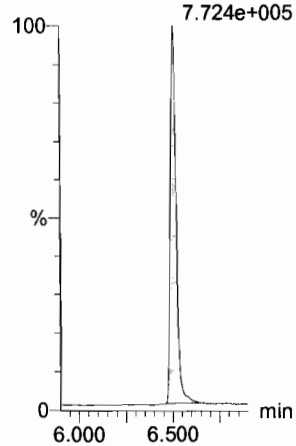

13C8-PFOA
F20:MRM of 1 channel,ES-
421.3 > 376
3.886e+005

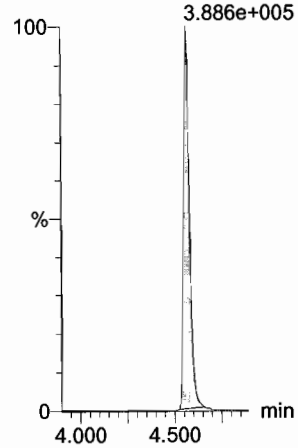

13C9-PFNA
F26:MRM of 1 channel,ES-
472.2 > 426.9
3.465e+005

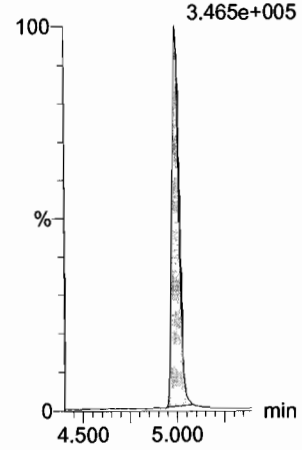

13C4-PFOS
F30:MRM of 1 channel,ES-
503 > 79.9
1.176e+005

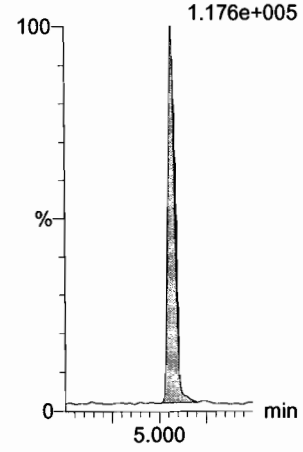

Dataset: U:\Q4.PRO\results\171220M3\171220M3-crv.qld

Last Altered: Thursday, December 21, 2017 13:42:27 Pacific Standard Time
Printed: Thursday, December 21, 2017 14:10:46 Pacific Standard Time

Name: 171220M3_4, Date: 21-Dec-2017, Time: 02:17:12, ID: ST171220M3-2 PFC CS0 17K2808, Description: PFC CS0 17K2808

13C6-PFDA



13C7-PFUdA

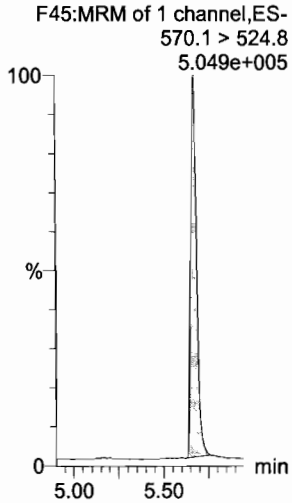

Dataset: U:\Q4.PRO\results\171220M3\171220M3-crv.qld

Last Altered: Thursday, December 21, 2017 13:42:27 Pacific Standard Time
Printed: Thursday, December 21, 2017 14:10:46 Pacific Standard Time

Name: 171220M3_5, Date: 21-Dec-2017, Time: 02:28:27, ID: ST171220M3-4 PFC CS1 17K2814, Description: PFC CS1 17K2814

PFBA

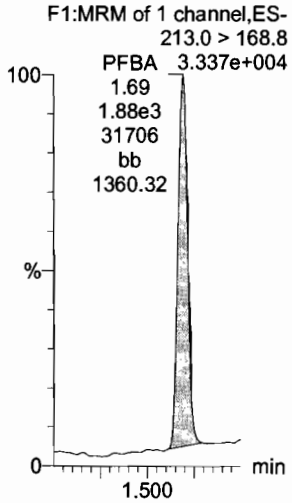

PFPeA

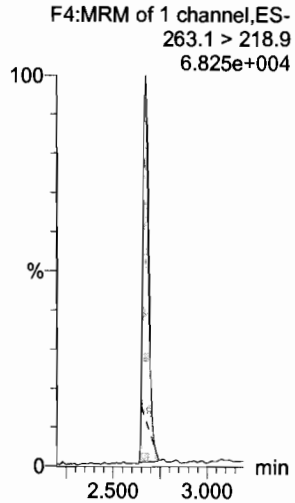

PFBS

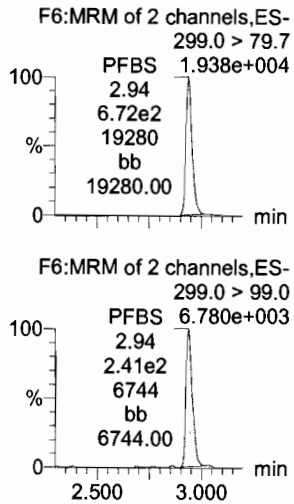

PFHxA

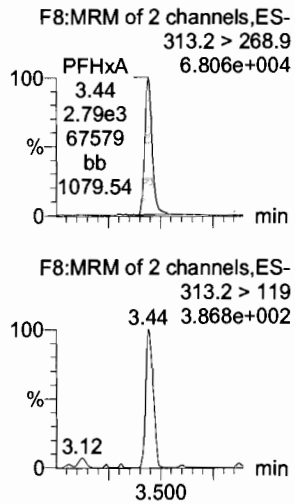

PFHpA

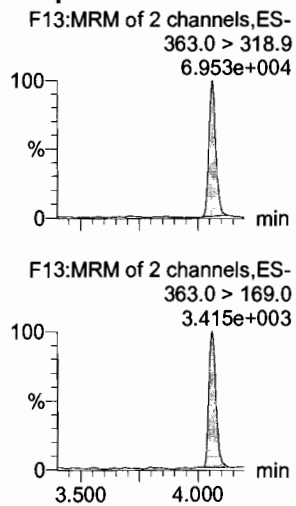

L-PFHxS

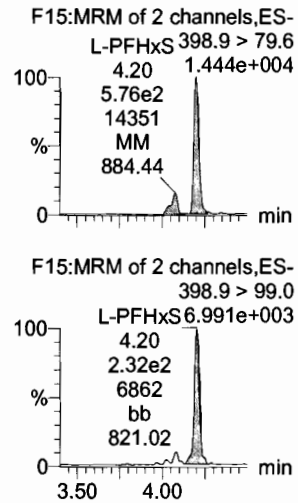

13C3-PFBA

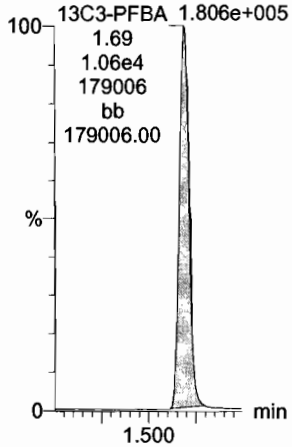

13C3-PFPeA

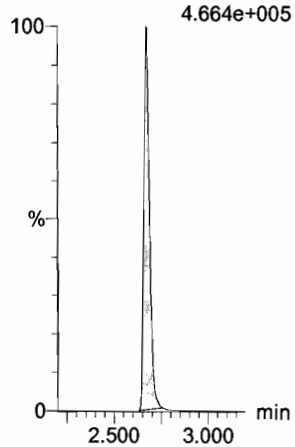

13C3-PFBS



13C2-PFHxA

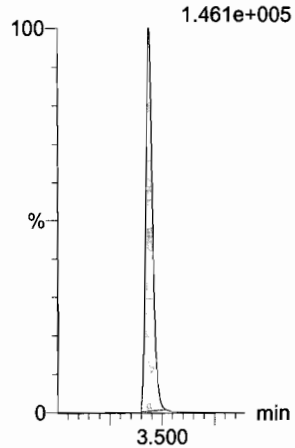

13C4-PFHpA



18O2-PFHxS

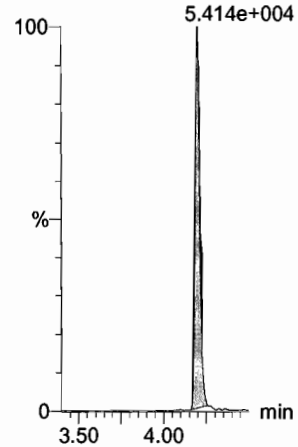

Dataset: U:\Q4.PRO\results\171220M3\171220M3-crv.qld

Last Altered: Thursday, December 21, 2017 13:42:27 Pacific Standard Time
Printed: Thursday, December 21, 2017 14:10:46 Pacific Standard Time

Name: 171220M3_5, Date: 21-Dec-2017, Time: 02:28:27, ID: ST171220M3-4 PFC CS1 17K2814, Description: PFC CS1 17K2814

6:2 FTS

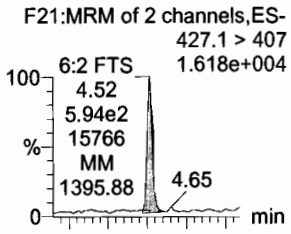

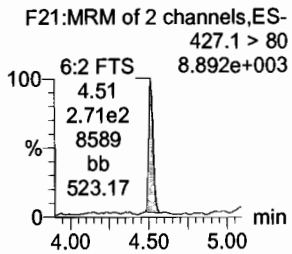

L-PFOA

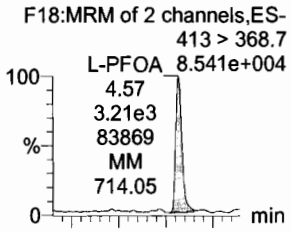

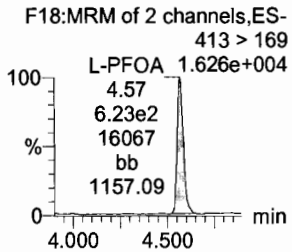

PFHpS

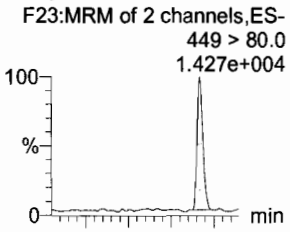

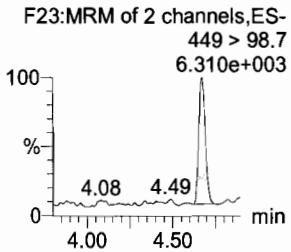

PFNA

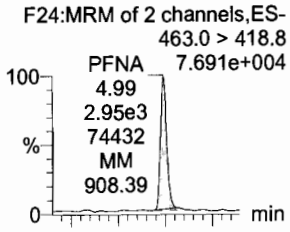

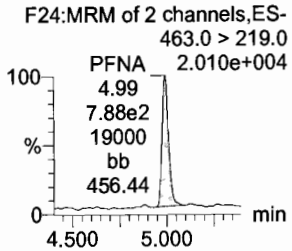

PFOSA

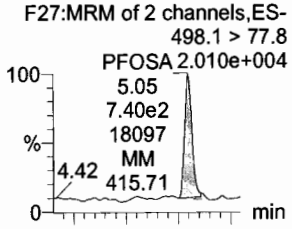

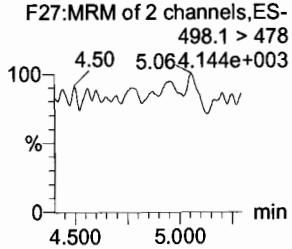

L-PFOS

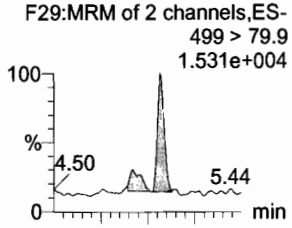

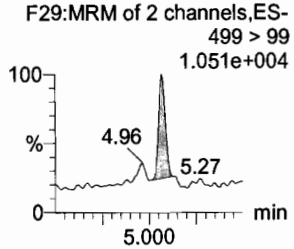

13C2-6:2 FTS

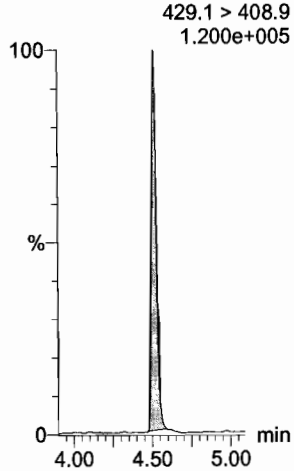

13C2-PFOA

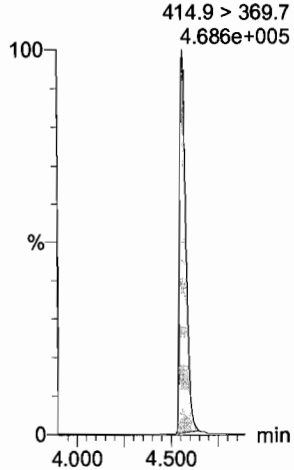

13C3-PFBS

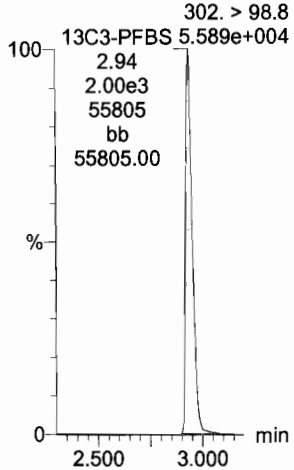

13C5-PFNA

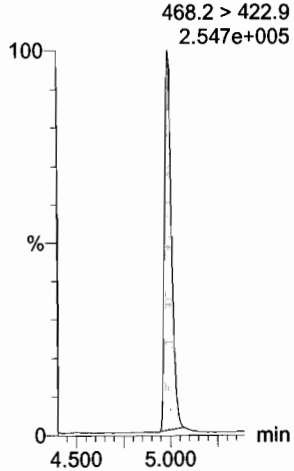

13C8-PFOSA

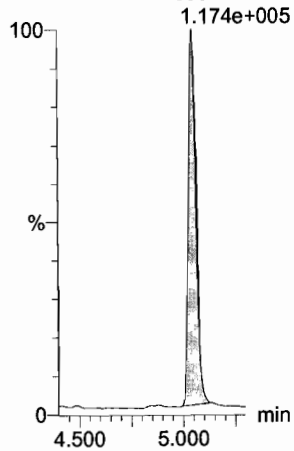

13C8-PFOS

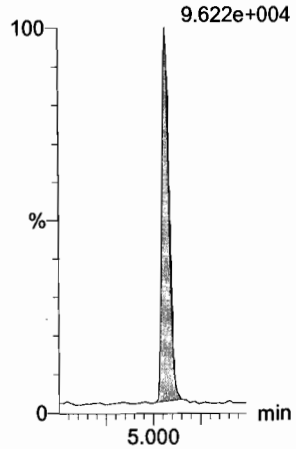

Dataset: U:\Q4.PRO\results\171220M3\171220M3-crv.qld

Last Altered: Thursday, December 21, 2017 13:42:27 Pacific Standard Time
Printed: Thursday, December 21, 2017 14:10:46 Pacific Standard Time

Name: 171220M3_5, Date: 21-Dec-2017, Time: 02:28:27, ID: ST171220M3-4 PFC CS1 17K2814, Description: PFC CS1 17K2814

PFDA

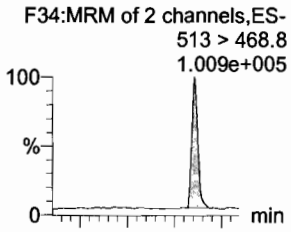

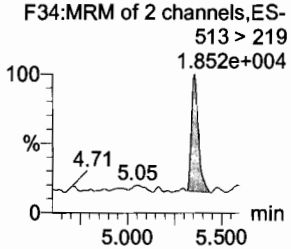

8:2 FTS

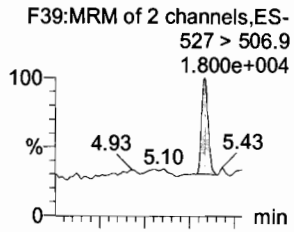

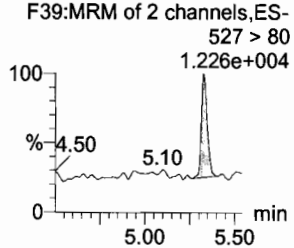

N-MeFOSAA

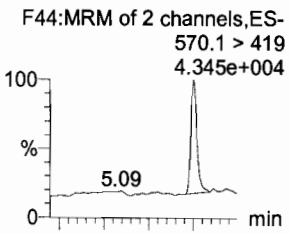

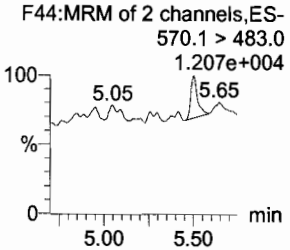

N-EtFOSAA

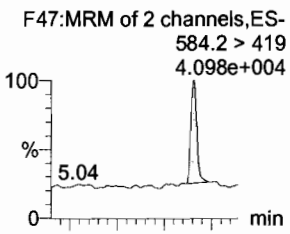

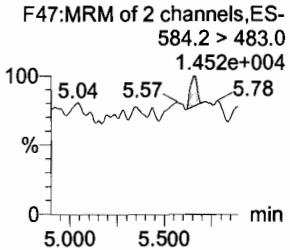

PFUdA

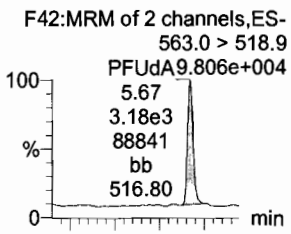

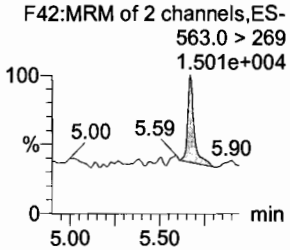

PFDS

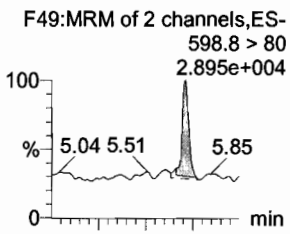

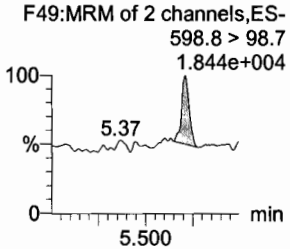

13C2-PFDA

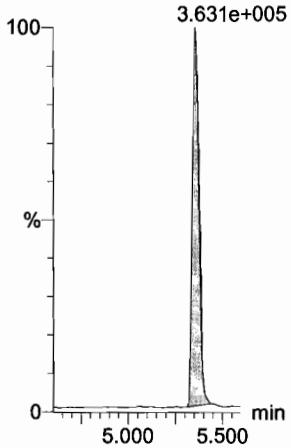

13C2-8:2 FTS

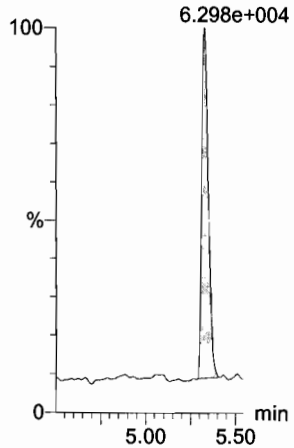

d3-N-MeFOSAA

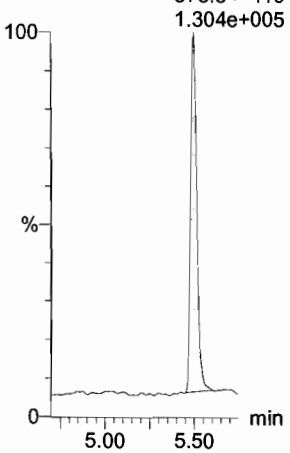

d5-N-EtFOSAA

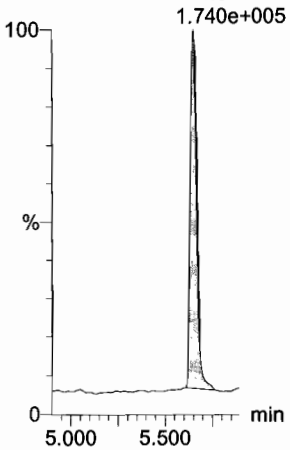

13C2-PFUdA

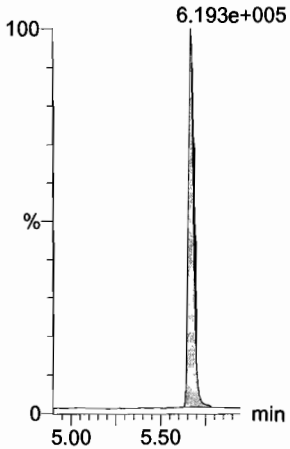

13C2-PFUdA

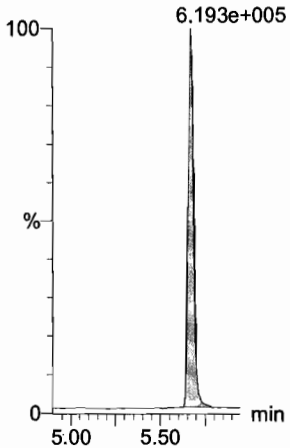

Dataset: U:\Q4.PRO\results\171220M3\171220M3-crv.qld

Last Altered: Thursday, December 21, 2017 13:42:27 Pacific Standard Time
Printed: Thursday, December 21, 2017 14:10:46 Pacific Standard Time

Name: 171220M3_5, Date: 21-Dec-2017, Time: 02:28:27, ID: ST171220M3-4 PFC CS1 17K2814, Description: PFC CS1 17K2814

PFDoA
F50:MRM of 2 channels,ES-
612.9 > 569.0
9.433e+004

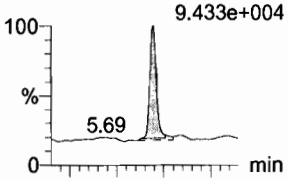

F50:MRM of 2 channels,ES-
612.9 > 318.8
2.166e+004

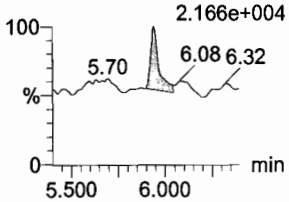

N-MeFOSA
F33:MRM of 2 channels,ES-
512.1 > 168.9
3.961e+004

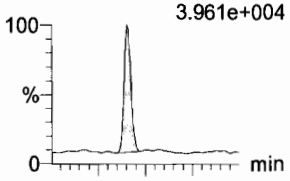

F33:MRM of 2 channels,ES-
512.1 > 219
2.925e+004

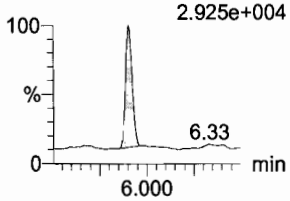

PFTrDA
F56:MRM of 2 channels,ES-
662.9 > 618.9
1.154e+005

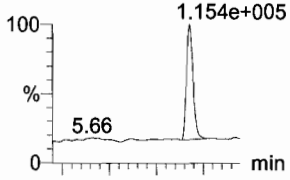

F56:MRM of 2 channels,ES-
662.9 > 319
1.545e+004

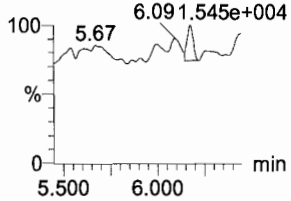

PFTeDA
F57:MRM of 2 channels,ES-
712.9 > 668.8
9.767e+004

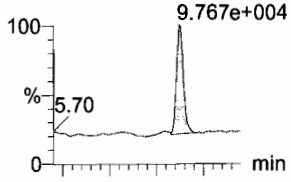

F57:MRM of 2 channels,ES-
712.9 > 369
2.225e+004

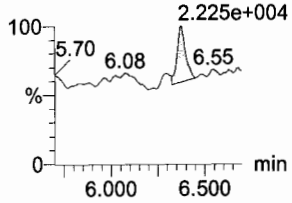

N-EtFOSA
F38:MRM of 2 channels,ES-
526.1 > 168.9
5.229e+004

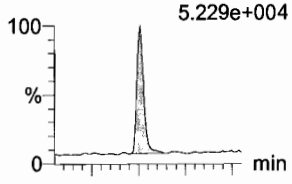

F38:MRM of 2 channels,ES-
526.1 > 219
3.354e+004

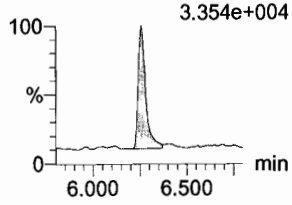

PFHxDA
F59:MRM of 2 channels,ES-
813.1 > 768.6
7.418e+004

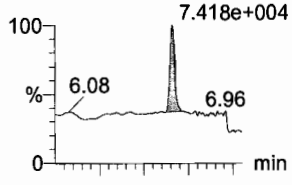

F59:MRM of 2 channels,ES-
813.1 > 219
1.610e+004

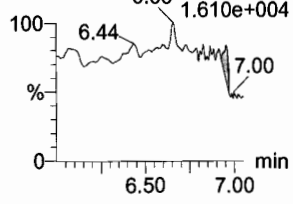

13C2-PFDoA
F51:MRM of 1 channel,ES-
615.0 > 569.7
3.223e+005

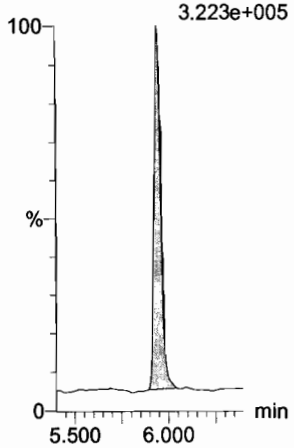

d3-N-MeFOSA
F36:MRM of 1 channel,ES-
515.2 > 168.9
4.441e+005

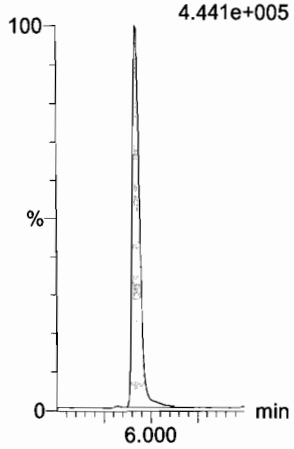

13C2-PFTeDA
F58:MRM of 2 channels,ES-
714.8 > 669.6
3.259e+005

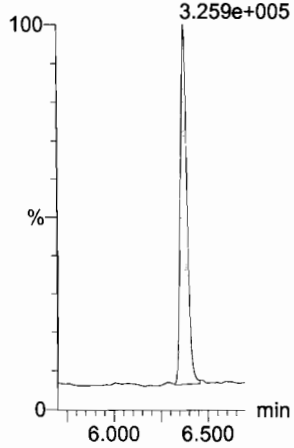

13C2-PFTeDA
F58:MRM of 2 channels,ES-
714.8 > 669.6
3.259e+005

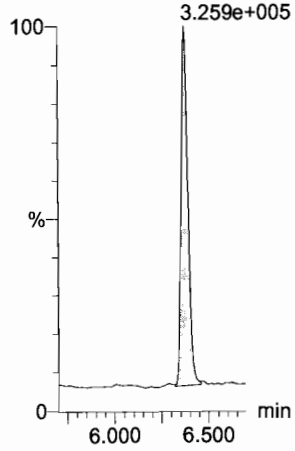

d5-N-ETFOSA
F41:MRM of 1 channel,ES-
531.1 > 168.9
7.156e+005

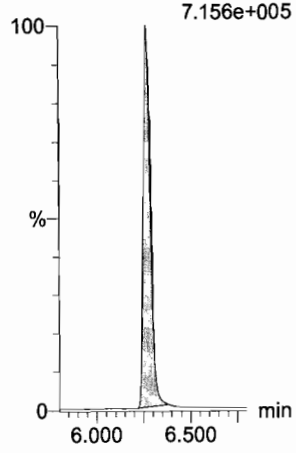

13C2-PFHxDA
F60:MRM of 1 channel,ES-
815 > 769.7
2.460e+005

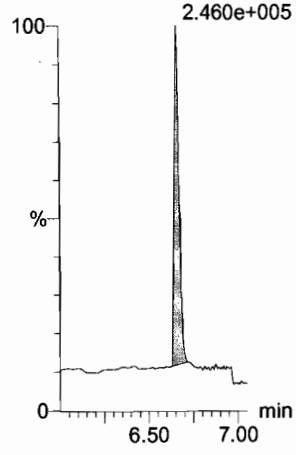

Dataset: U:\Q4.PRO\results\171220M3\171220M3-crv.qld

Last Altered: Thursday, December 21, 2017 13:42:27 Pacific Standard Time
Printed: Thursday, December 21, 2017 14:10:46 Pacific Standard Time

Name: 171220M3_5, Date: 21-Dec-2017, Time: 02:28:27, ID: ST171220M3-4 PFC CS1 17K2814, Description: PFC CS1 17K2814

PFODA
F61:MRM of 1 channel,ES-
913.1 > 868.8
1.091e+005

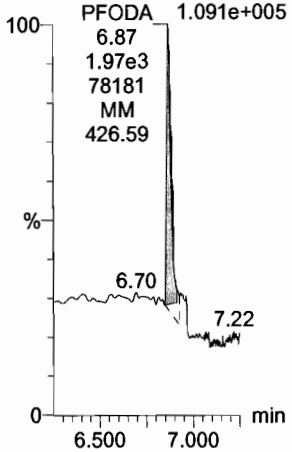

N-MeFOSE
F52:MRM of 1 channel,ES-
616.1 > 58.9
5.257e+004

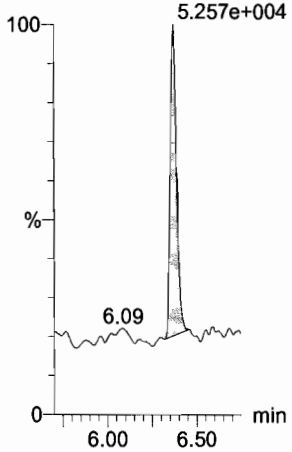

N-EtFOSE
F54:MRM of 1 channel,ES-
630.1 > 58.9
7.409e+004

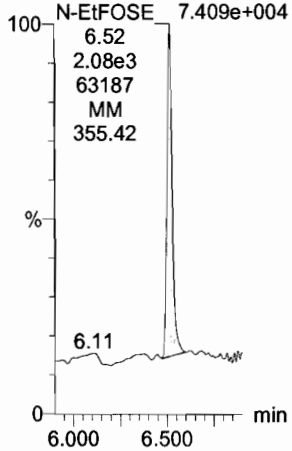

13C4-PFBA
F3:MRM of 1 channel,ES-
217. > 171.8
2.014e+005

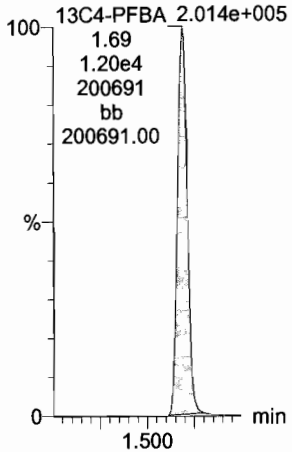

13C5-PFHxA
F10:MRM of 1 channel,ES-
318 > 272.9
4.970e+005

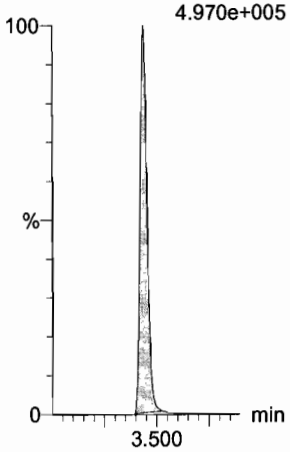

13C3-PFHxS
F16:MRM of 1 channel,ES-
401.9 > 79.9
1.117e+005

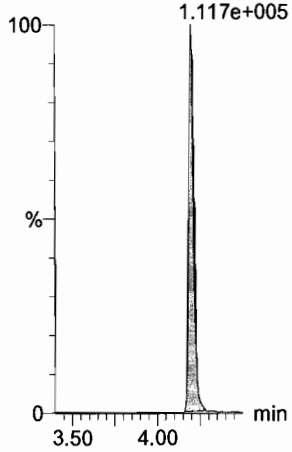

13C2-PFHxDA
F60:MRM of 1 channel,ES-
815 > 769.7
2.460e+005

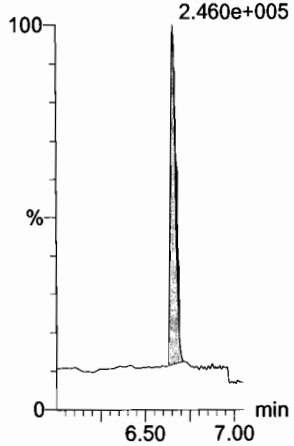

d7-N-MeFOSE
F53:MRM of 1 channel,ES-
623.1 > 58.9
6.119e+005

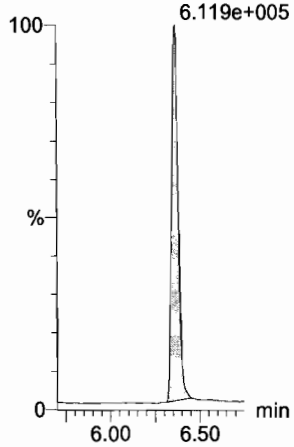

d9-N-EtFOSE
F55:MRM of 1 channel,ES-
639.2 > 58.8
5.799e+005

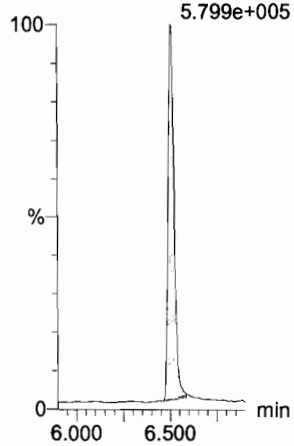

13C8-PFOA
F20:MRM of 1 channel,ES-
421.3 > 376
3.237e+005

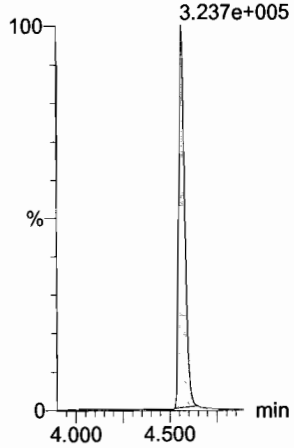

13C9-PFNA
F26:MRM of 1 channel,ES-
472.2 > 426.9
3.096e+005

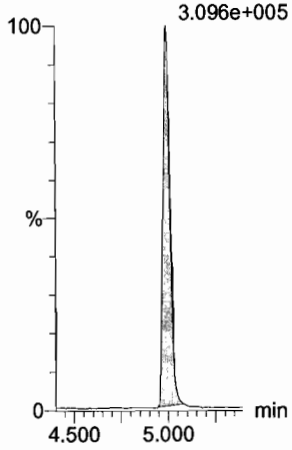

13C4-PFOS
F30:MRM of 1 channel,ES-
503 > 79.9
1.158e+005

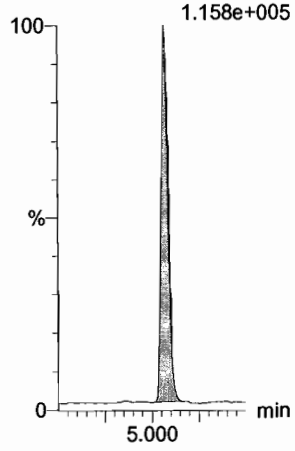

Dataset: U:\Q4.PRO\results\171220M3\171220M3-crv.qld

Last Altered: Thursday, December 21, 2017 13:42:27 Pacific Standard Time
Printed: Thursday, December 21, 2017 14:10:46 Pacific Standard Time

Name: 171220M3_5, Date: 21-Dec-2017, Time: 02:28:27, ID: ST171220M3-4 PFC CS1 17K2814, Description: PFC CS1 17K2814

13C6-PFDA

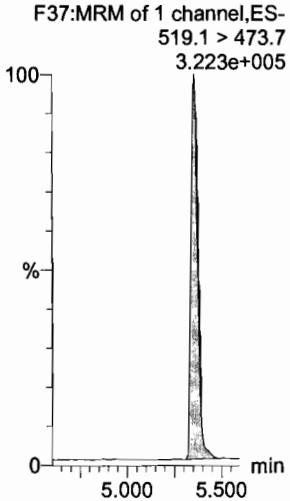

13C7-PFUdA

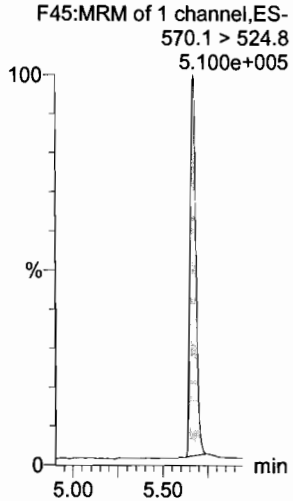

Dataset: U:\Q4.PRO\results\171220M3\171220M3-crv.qld

Last Altered: Thursday, December 21, 2017 13:42:27 Pacific Standard Time
Printed: Thursday, December 21, 2017 14:10:46 Pacific Standard Time

Name: 171220M3_6, Date: 21-Dec-2017, Time: 02:39:37, ID: ST171220M3-5 PFC CS2 17K2809, Description: PFC CS2 17K2809

PFBA

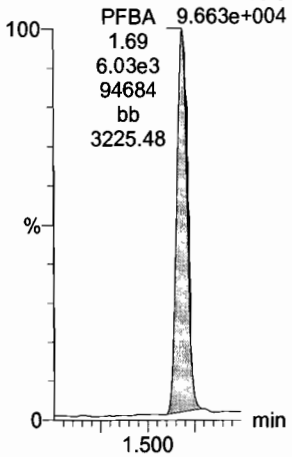

PFPeA

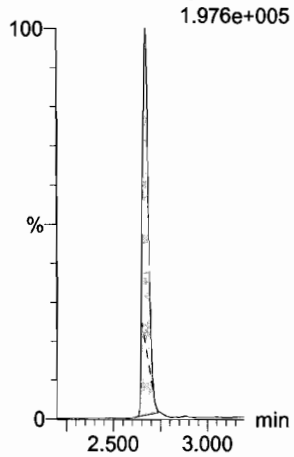

PFBS

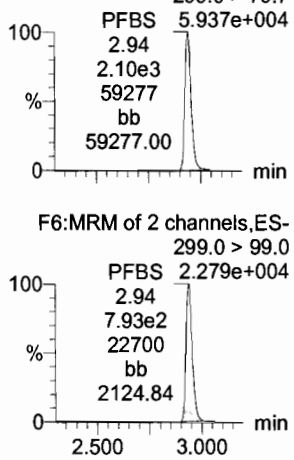

PFHxA

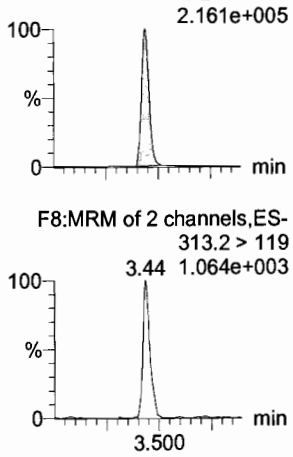

PFHpA

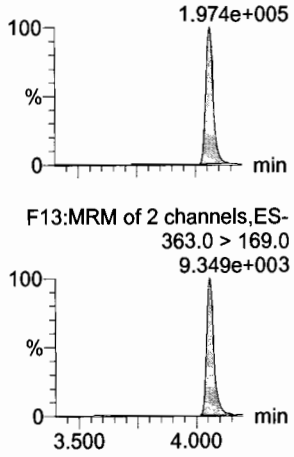

L-PFHxS

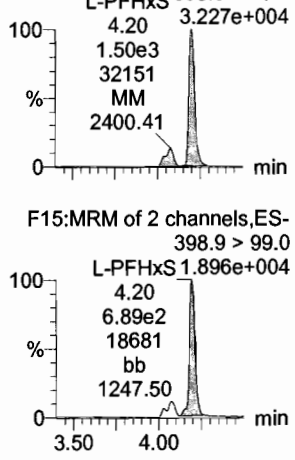

13C3-PFBA

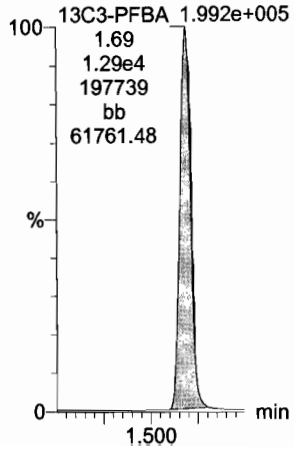

13C3-PFPeA

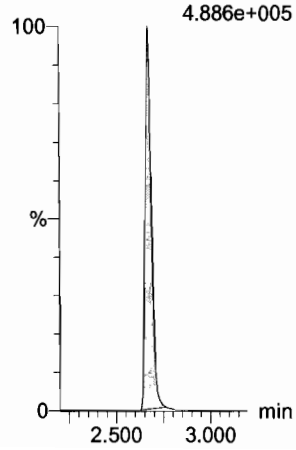

13C3-PFBS

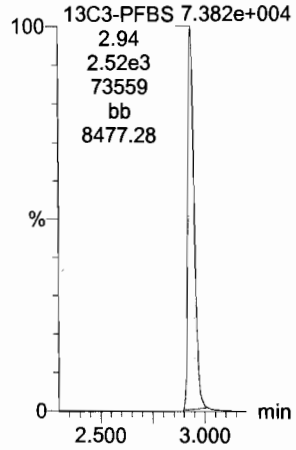

13C2-PFHxA

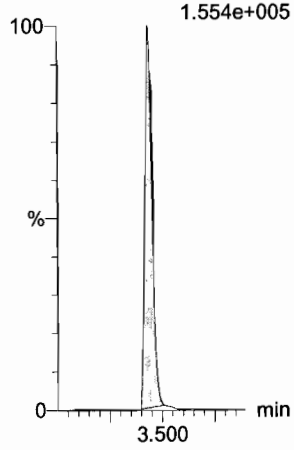

13C4-PFHpA

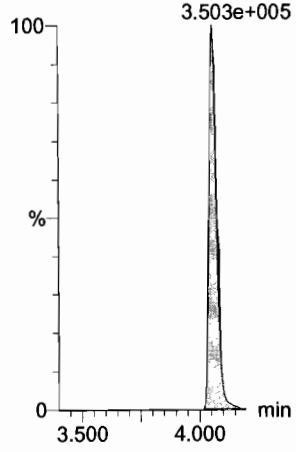

18O2-PFHxS



Dataset: U:\Q4.PRO\results\171220M3\171220M3-crv.qld

Last Altered: Thursday, December 21, 2017 13:42:27 Pacific Standard Time
Printed: Thursday, December 21, 2017 14:10:46 Pacific Standard Time

Name: 171220M3_6, Date: 21-Dec-2017, Time: 02:39:37, ID: ST171220M3-5 PFC CS2 17K2809, Description: PFC CS2 17K2809

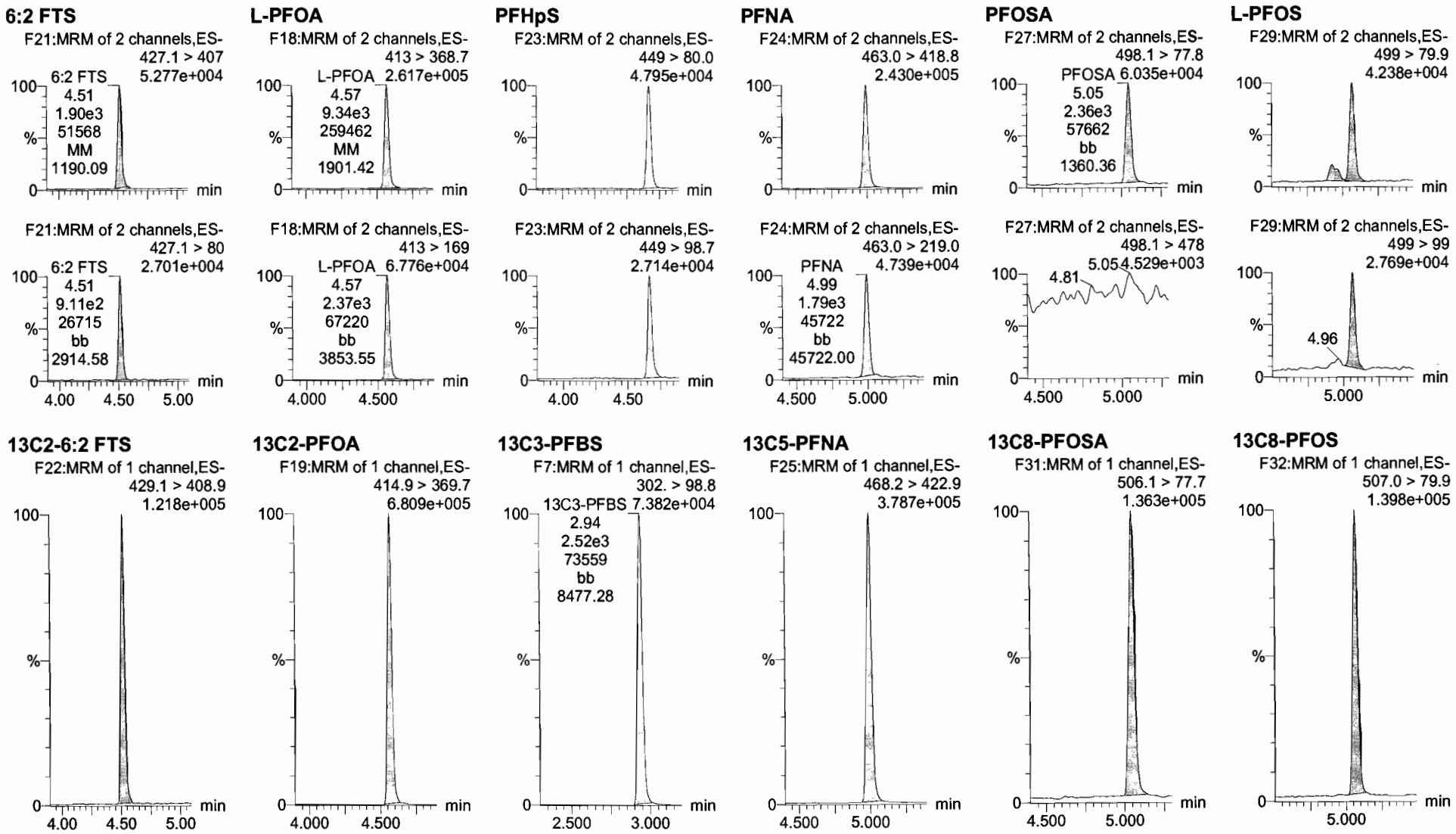

Dataset: U:\Q4.PRO\results\171220M3\171220M3-crv.qld

Last Altered: Thursday, December 21, 2017 13:42:27 Pacific Standard Time
Printed: Thursday, December 21, 2017 14:10:46 Pacific Standard Time

Name: 171220M3_6, Date: 21-Dec-2017, Time: 02:39:37, ID: ST171220M3-5 PFC CS2 17K2809, Description: PFC CS2 17K2809

PFDA

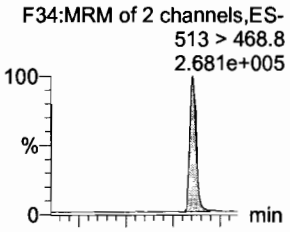

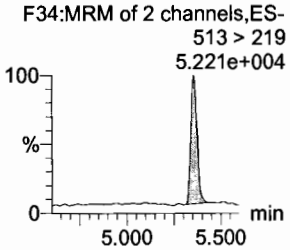

8:2 FTS

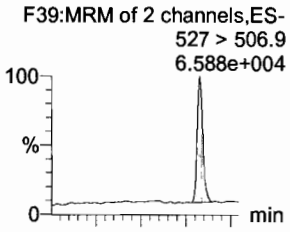

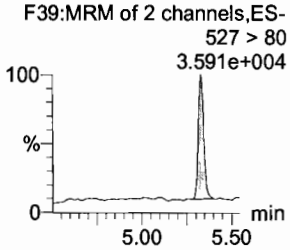

N-MeFOSAA

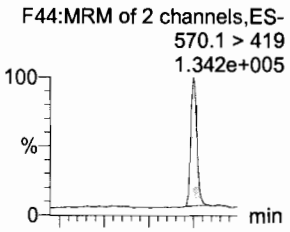

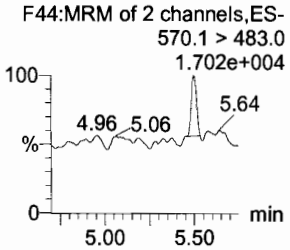

N-EtFOSAA

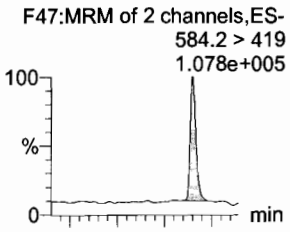

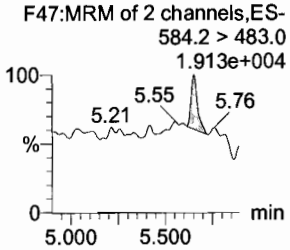

PFUdA

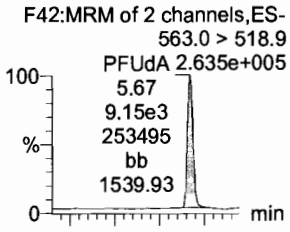

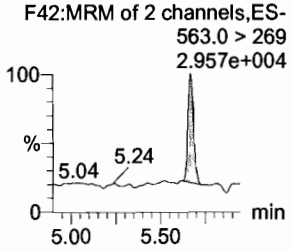

PFDS

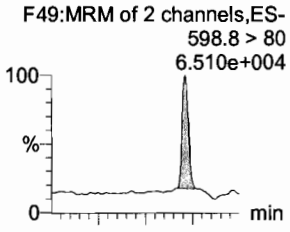

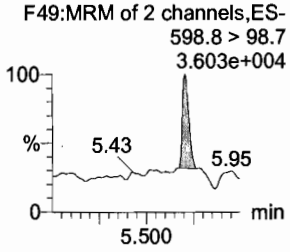

13C2-PFDA

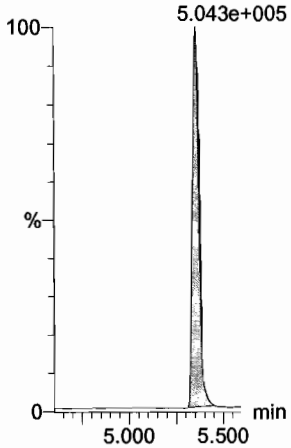

13C2-8:2 FTS

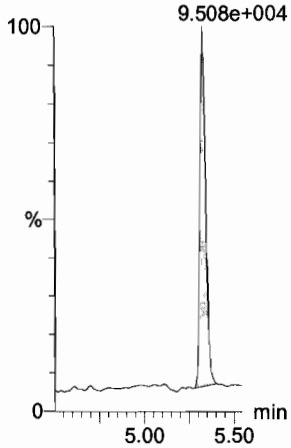

d3-N-MeFOSAA

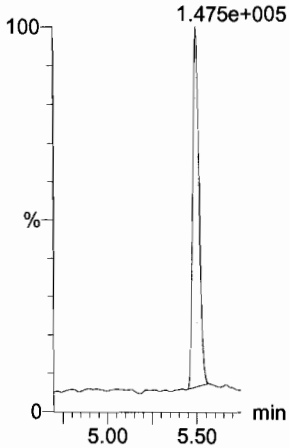

d5-N-EtFOSAA

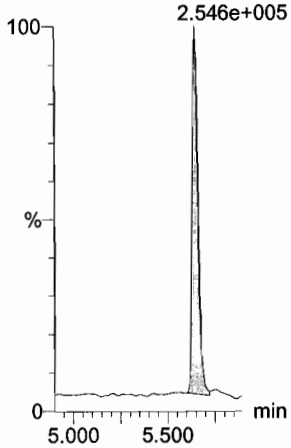

13C2-PFUdA



13C2-PFUdA

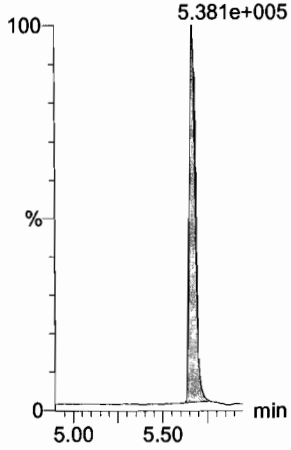

Dataset: U:\Q4.PRO\results\171220M3\171220M3-crv.qld

Last Altered: Thursday, December 21, 2017 13:42:27 Pacific Standard Time
Printed: Thursday, December 21, 2017 14:10:46 Pacific Standard Time

Name: 171220M3_6, Date: 21-Dec-2017, Time: 02:39:37, ID: ST171220M3-5 PFC CS2 17K2809, Description: PFC CS2 17K2809

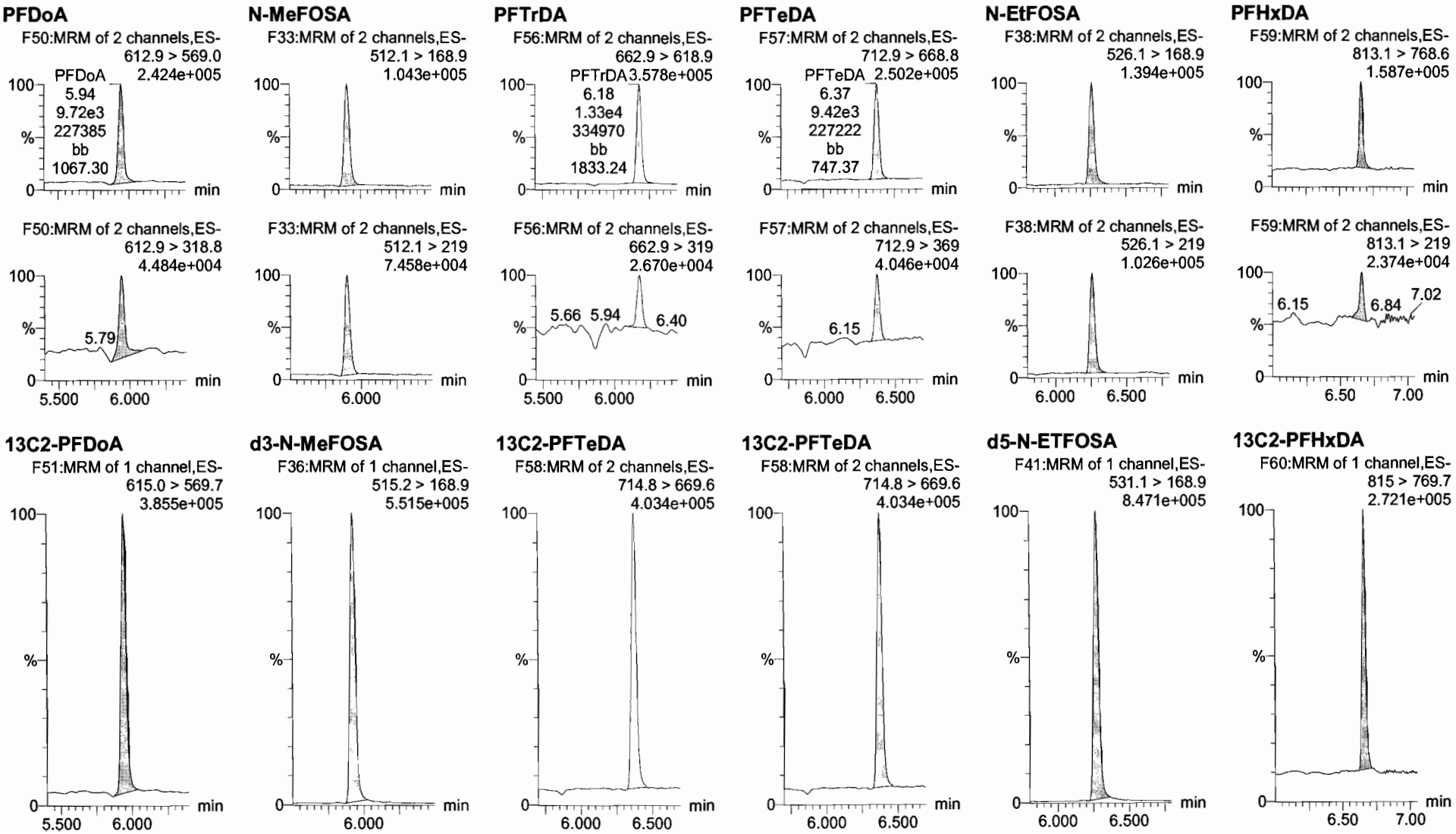

Dataset: U:\Q4.PRO\results\171220M3\171220M3-crv.qld

Last Altered: Thursday, December 21, 2017 13:42:27 Pacific Standard Time
Printed: Thursday, December 21, 2017 14:10:46 Pacific Standard Time

Name: 171220M3_6, Date: 21-Dec-2017, Time: 02:39:37, ID: ST171220M3-5 PFC CS2 17K2809, Description: PFC CS2 17K2809

PFODA

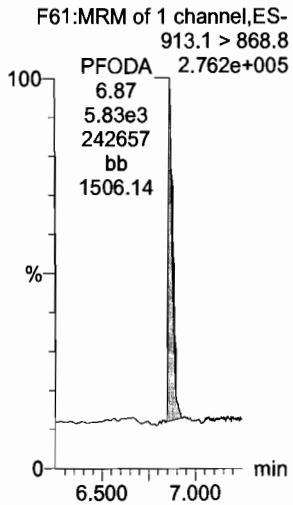

N-MeFOSE

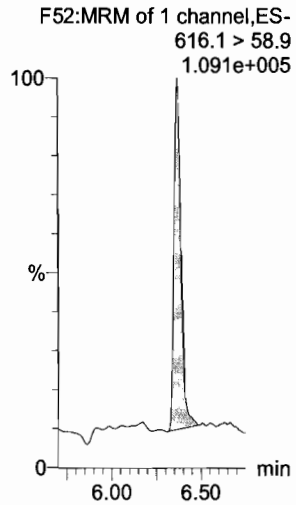

N-EtFOSE

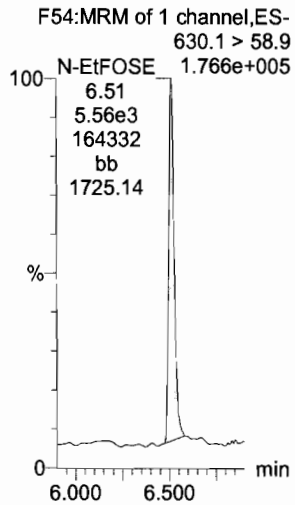

13C4-PFBA

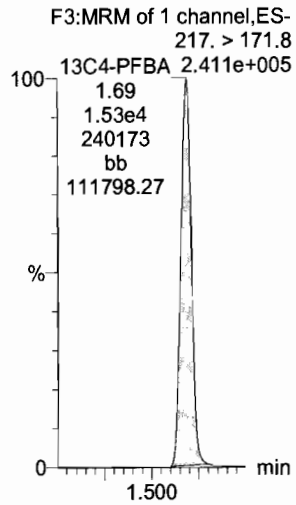

13C5-PFHxA

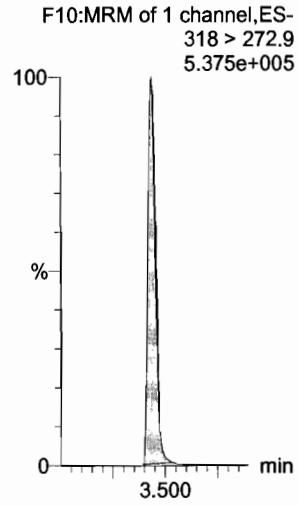

13C3-PFHxS

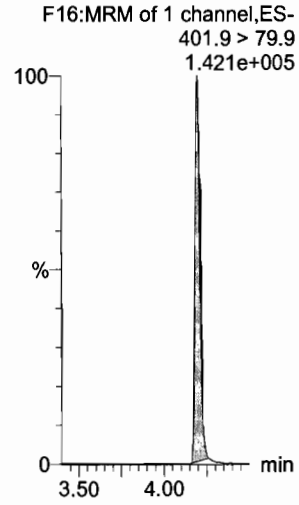

13C2-PFHxDA

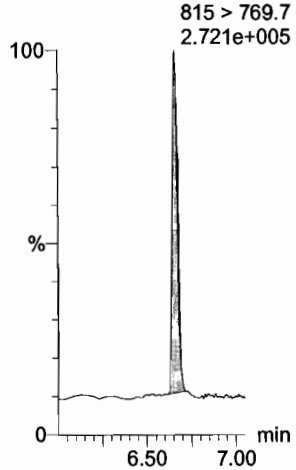

d7-N-MeFOSE

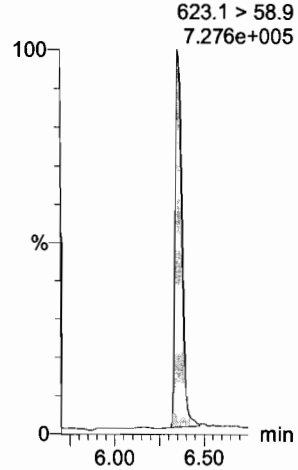

d9-N-EtFOSE

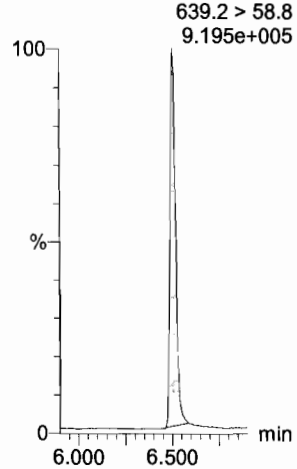

13C8-PFOA

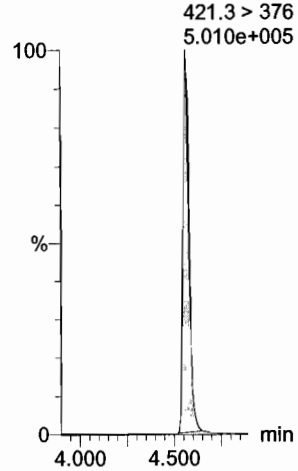

13C9-PFNA

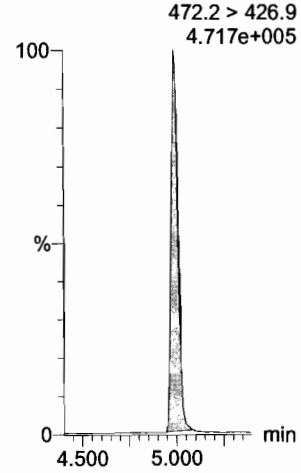

13C4-PFOS

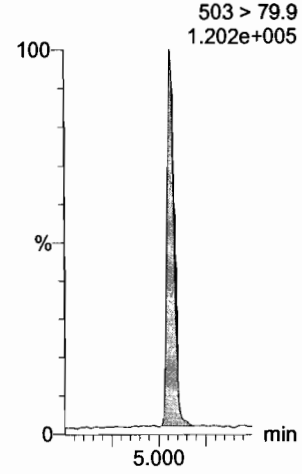

Dataset: U:\Q4.PRO\results\171220M3\171220M3-crv.qld

Last Altered: Thursday, December 21, 2017 13:42:27 Pacific Standard Time
Printed: Thursday, December 21, 2017 14:10:46 Pacific Standard Time

Name: 171220M3_6, Date: 21-Dec-2017, Time: 02:39:37, ID: ST171220M3-5 PFC CS2 17K2809, Description: PFC CS2 17K2809

13C6-PFDA



13C7-PFUdA

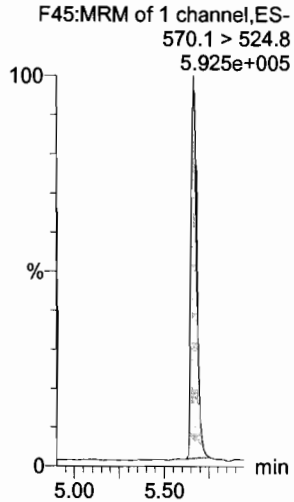

Dataset: U:\Q4.PRO\results\171220M3\171220M3-crv.qld

Last Altered: Thursday, December 21, 2017 13:42:27 Pacific Standard Time
Printed: Thursday, December 21, 2017 14:10:46 Pacific Standard Time

Name: 171220M3_7, Date: 21-Dec-2017, Time: 02:50:48, ID: ST171220M3-6 PFC CS3 17K2810, Description: PFC CS3 17K2810

PFBA

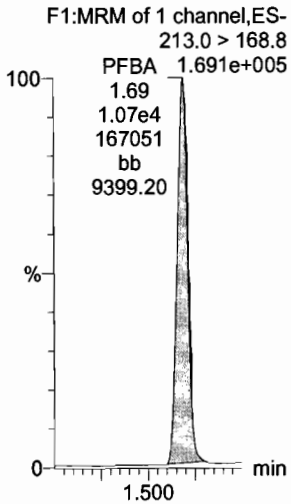

PFPeA

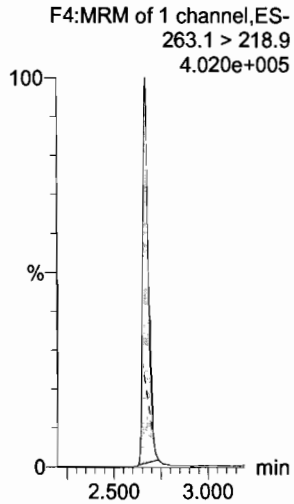

PFBS

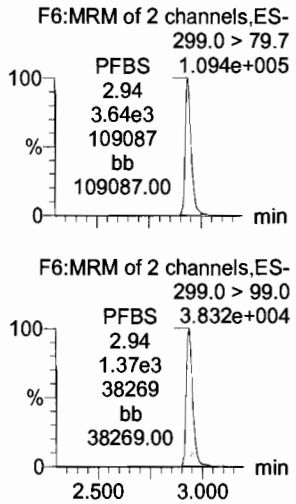

PFHxA

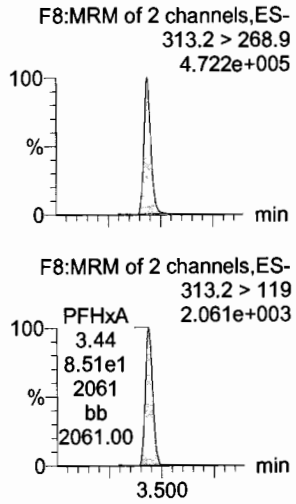

PFHpA

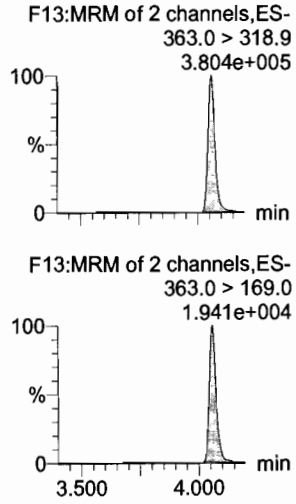

L-PFHxS

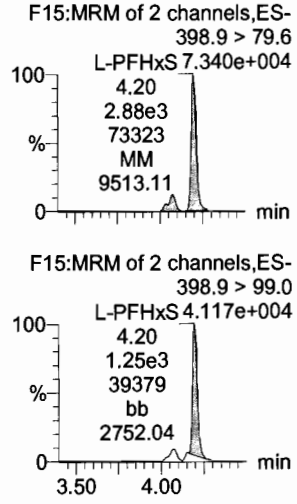

13C3-PFBA

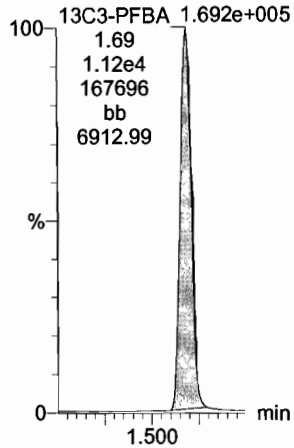

13C3-PFPeA

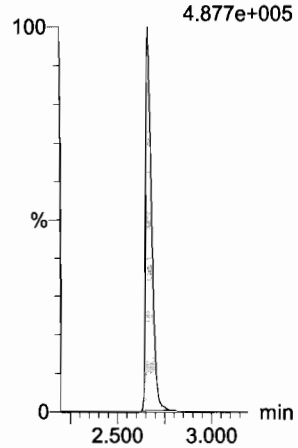

13C3-PFBS



13C2-PFHxA

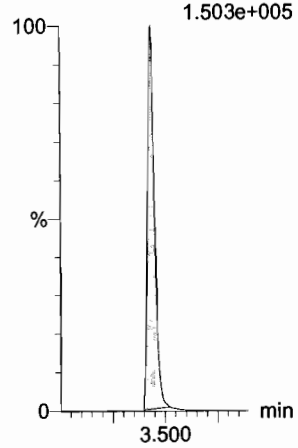

13C4-PFHpA

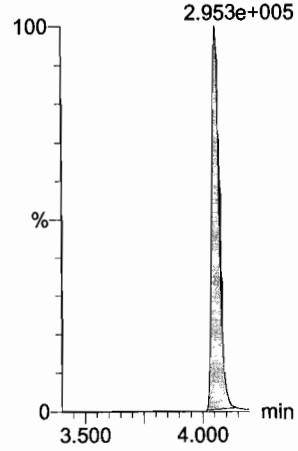

18O2-PFHxS

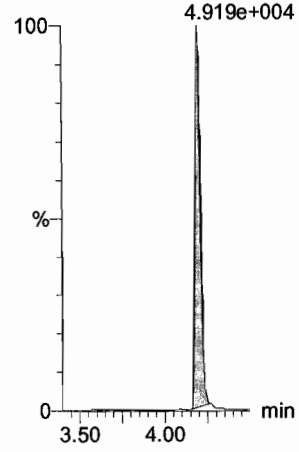

Dataset: U:\Q4.PRO\results\171220M3\171220M3-crv.qld

Last Altered: Thursday, December 21, 2017 13:42:27 Pacific Standard Time
Printed: Thursday, December 21, 2017 14:10:46 Pacific Standard Time

Name: 171220M3_7, Date: 21-Dec-2017, Time: 02:50:48, ID: ST171220M3-6 PFC CS3 17K2810, Description: PFC CS3 17K2810

6:2 FTS

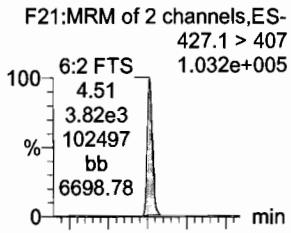

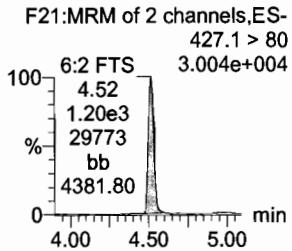

L-PFOA

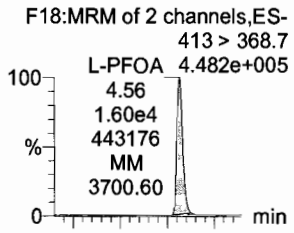

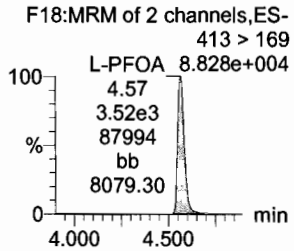

PFHpS

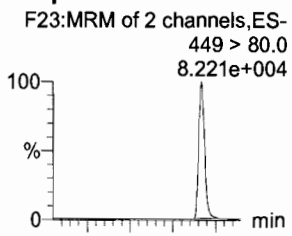

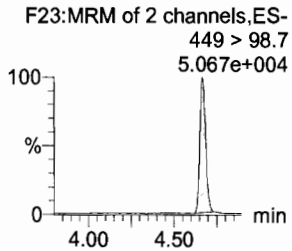

PFNA

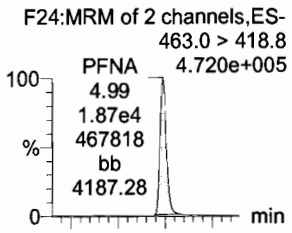

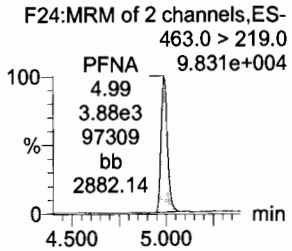

PFOSA

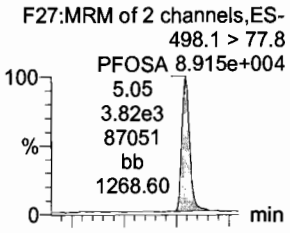

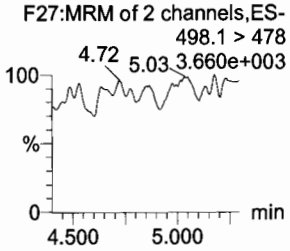

L-PFOS

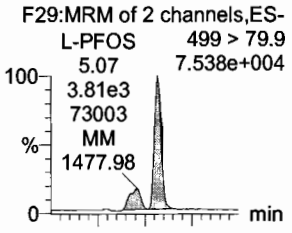

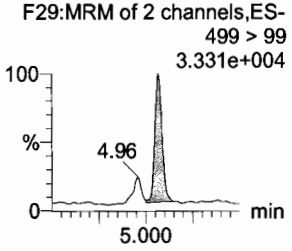

13C2-6:2 FTS

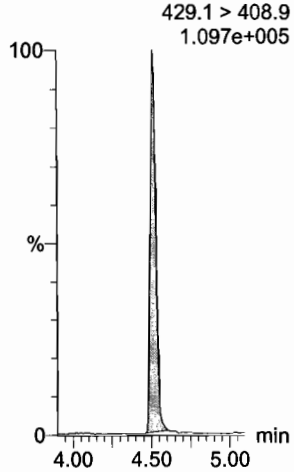

13C2-PFOA

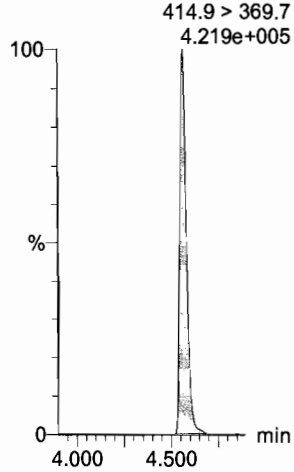

13C3-PFBS



13C5-PFNA

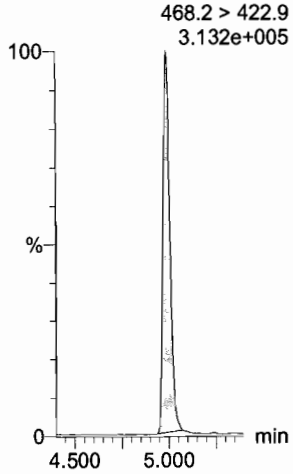

13C8-PFOSA

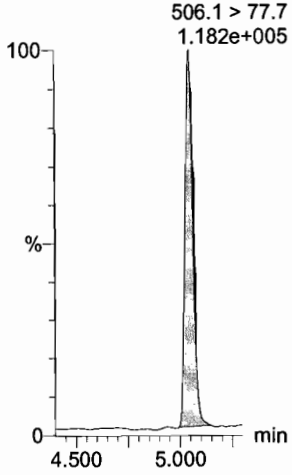

13C8-PFOS

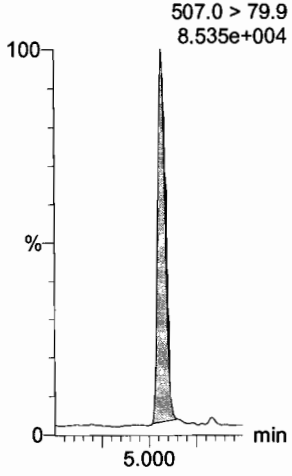

Dataset: U:\Q4.PRO\results\171220M3\171220M3-crv.qld

Last Altered: Thursday, December 21, 2017 13:42:27 Pacific Standard Time
Printed: Thursday, December 21, 2017 14:10:46 Pacific Standard Time

Name: 171220M3_7, Date: 21-Dec-2017, Time: 02:50:48, ID: ST171220M3-6 PFC CS3 17K2810, Description: PFC CS3 17K2810

PFDA

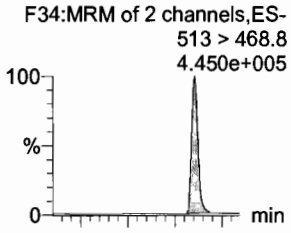

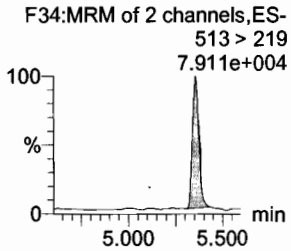

8:2 FTS

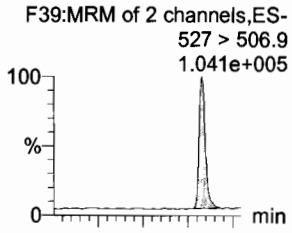

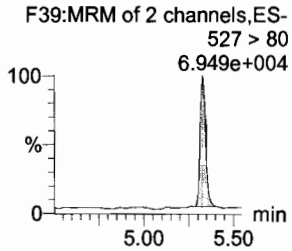

N-MeFOSAA

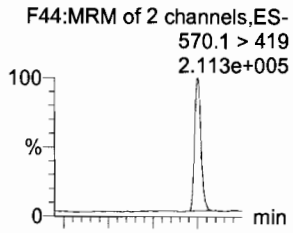

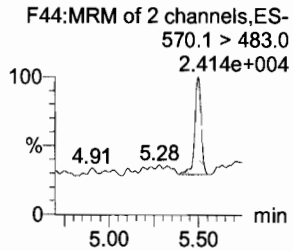

N-EtFOSAA

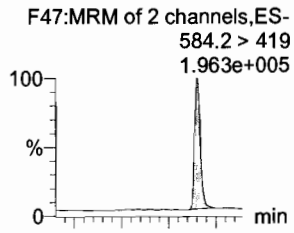

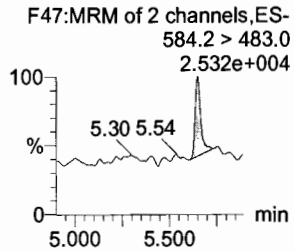

PFUdA

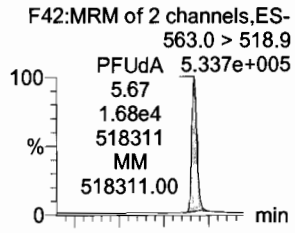

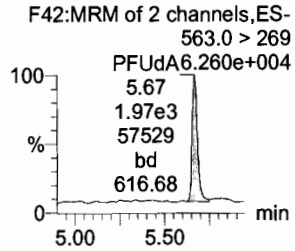

PFDS

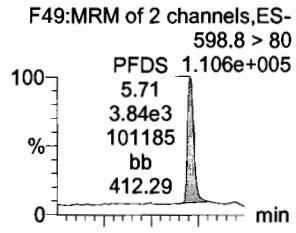

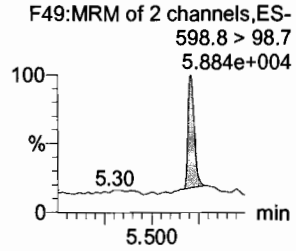

13C2-PFDA

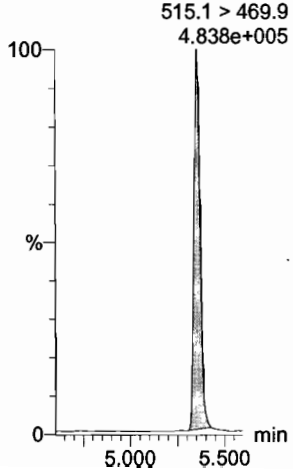

13C2-8:2 FTS

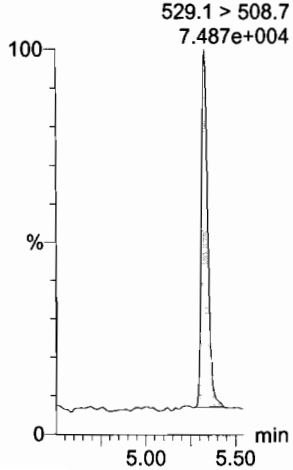

d3-N-MeFOSAA

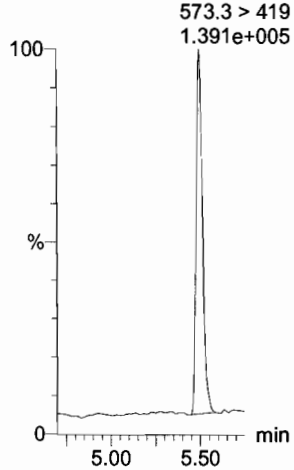

d5-N-EtFOSAA

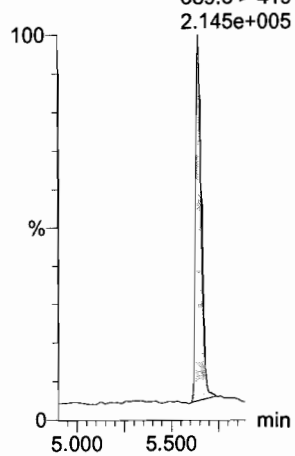

13C2-PFUdA

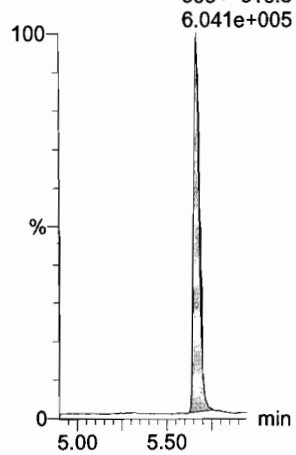

13C2-PFUdA

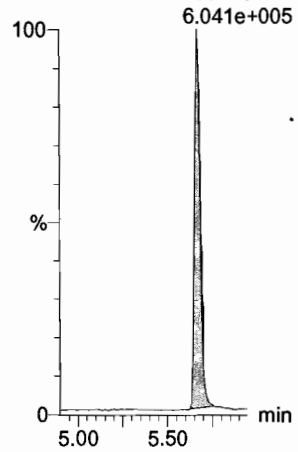

Dataset: U:\Q4.PRO\results\171220M3\171220M3-crv.qld

Last Altered: Thursday, December 21, 2017 13:42:27 Pacific Standard Time
Printed: Thursday, December 21, 2017 14:10:46 Pacific Standard Time

Name: 171220M3_7, Date: 21-Dec-2017, Time: 02:50:48, ID: ST171220M3-6 PFC CS3 17K2810, Description: PFC CS3 17K2810

PFDoA

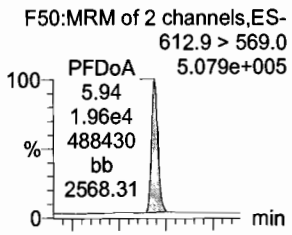

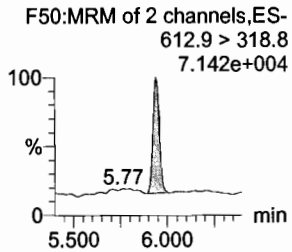

N-MeFOSA

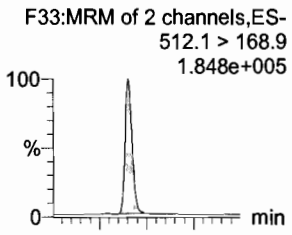

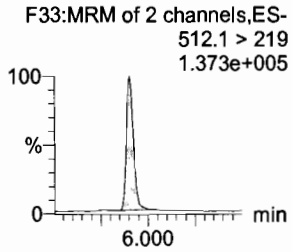

PFTrDA

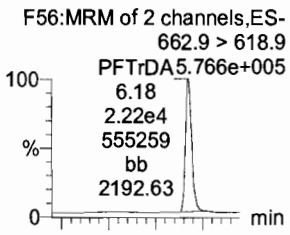

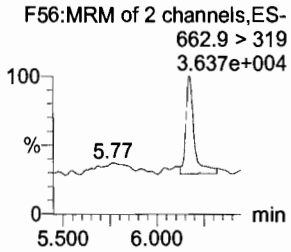

PFTeDA

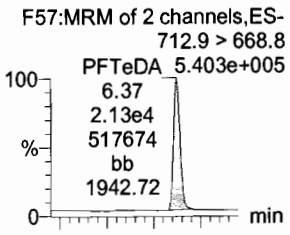

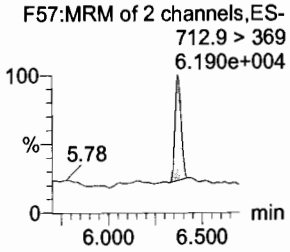

N-EtFOSA

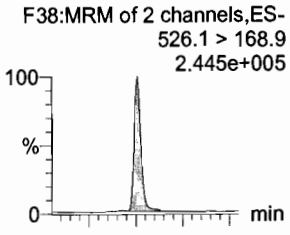

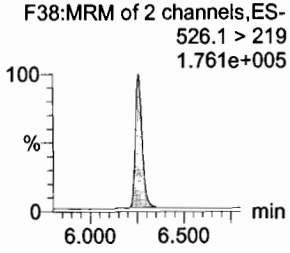

PFHxDA

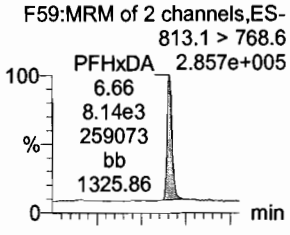

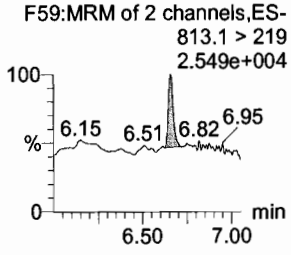

13C2-PFDoA

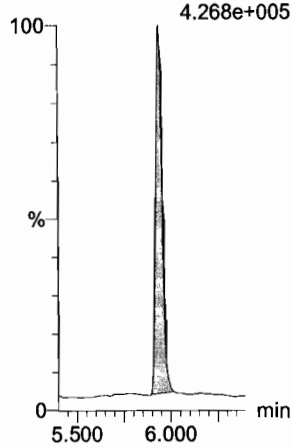

d3-N-MeFOSA

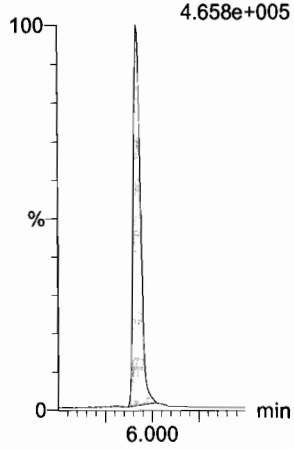

13C2-PFTeDA

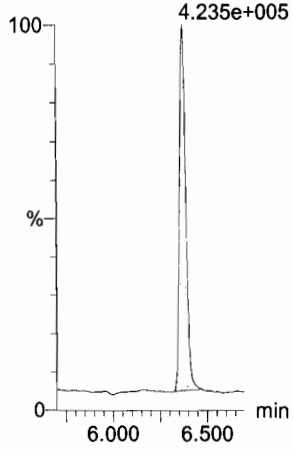

13C2-PFTeDA

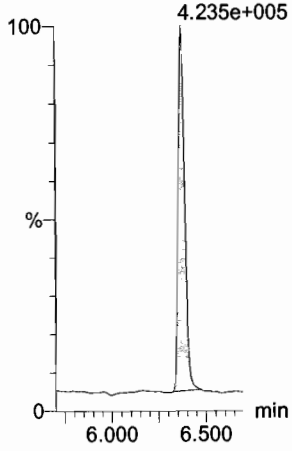

d5-N-ETFOSA

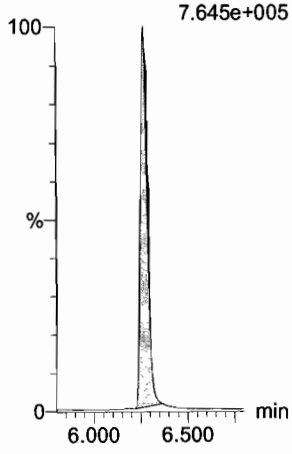

13C2-PFHxDA

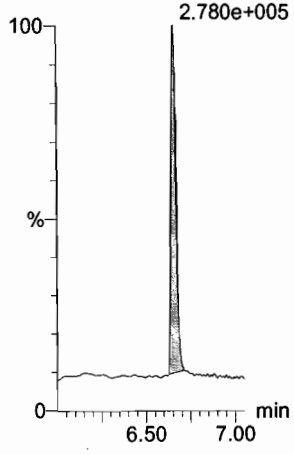

Dataset: U:\Q4.PRO\results\171220M3\171220M3-crv.qld

Last Altered: Thursday, December 21, 2017 13:42:27 Pacific Standard Time
Printed: Thursday, December 21, 2017 14:10:46 Pacific Standard Time

Name: 171220M3_7, Date: 21-Dec-2017, Time: 02:50:48, ID: ST171220M3-6 PFC CS3 17K2810, Description: PFC CS3 17K2810

PFODA

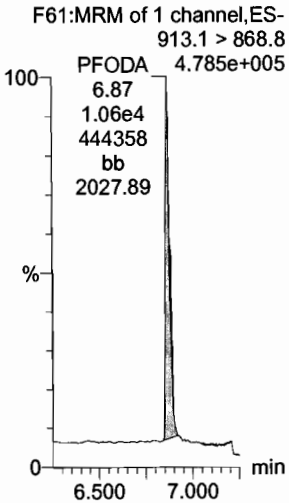

N-MeFOSE

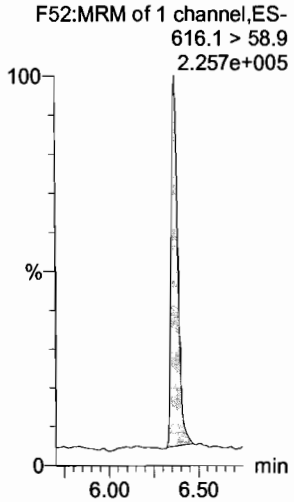

N-EtFOSE

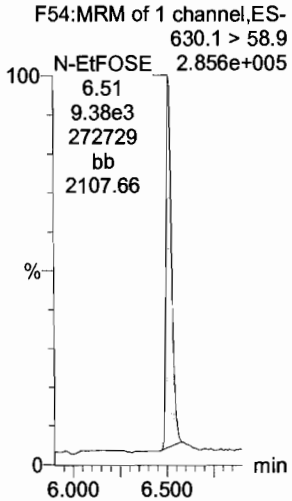

13C4-PFBA

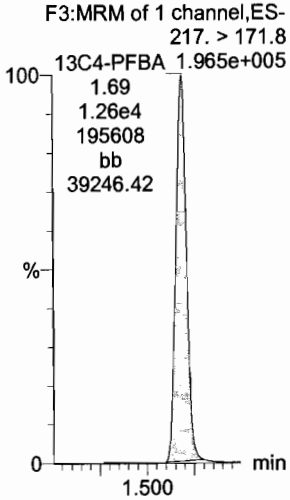

13C5-PFHxA

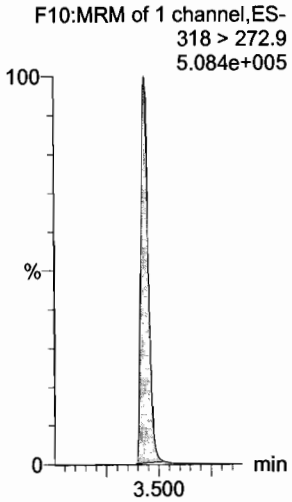

13C3-PFHxS

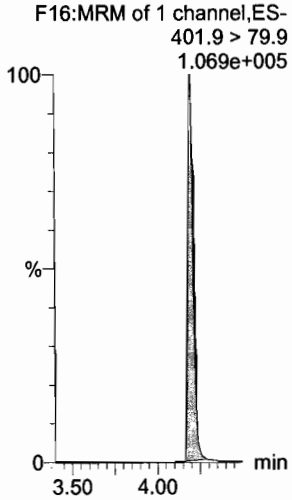

13C2-PFHxDA

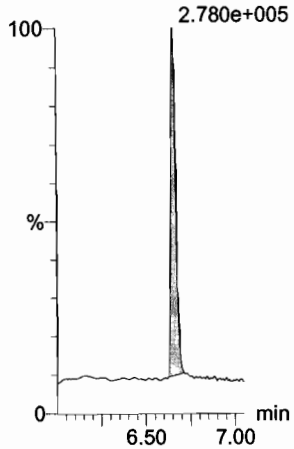

d7-N-MeFOSE

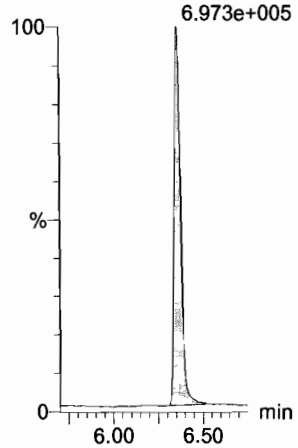

d9-N-EtFOSE

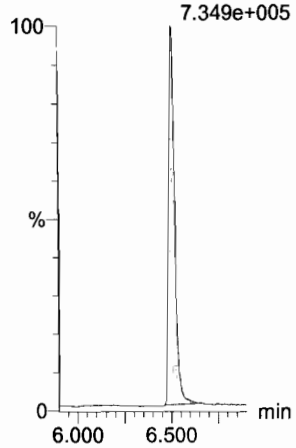

13C8-PFOA

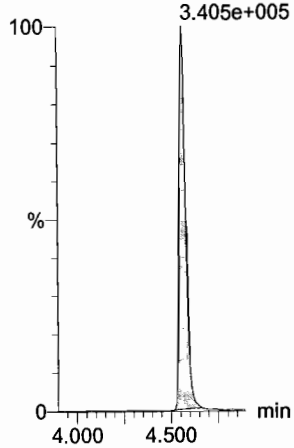

13C9-PFNA

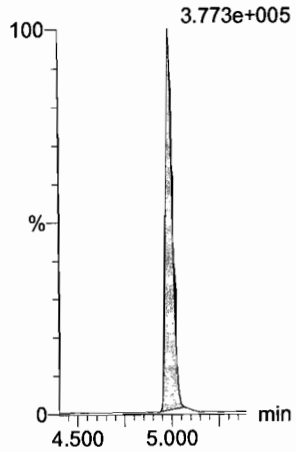

13C4-PFOS

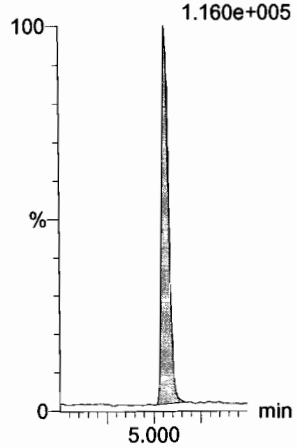

Dataset: U:\Q4.PRO\results\171220M3\171220M3-crv.qld

Last Altered: Thursday, December 21, 2017 13:42:27 Pacific Standard Time
Printed: Thursday, December 21, 2017 14:10:46 Pacific Standard Time

Name: 171220M3_7, Date: 21-Dec-2017, Time: 02:50:48, ID: ST171220M3-6 PFC CS3 17K2810, Description: PFC CS3 17K2810

13C6-PFDA

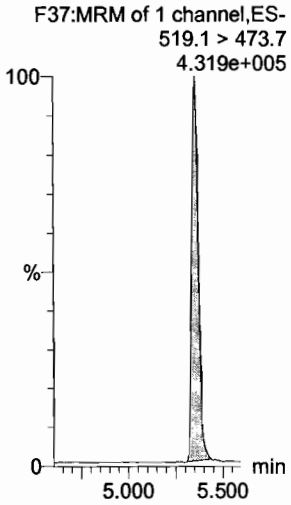

13C7-PFUdA

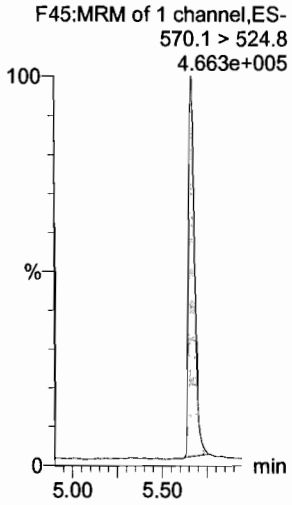

Dataset: U:\Q4.PRO\results\171220M3\171220M3-crv.qld

Last Altered: Thursday, December 21, 2017 13:42:27 Pacific Standard Time
Printed: Thursday, December 21, 2017 14:10:46 Pacific Standard Time

Name: 171220M3_8, Date: 21-Dec-2017, Time: 03:01:59, ID: ST171220M3-7 PFC CS4 17K2811, Description: PFC CS4 17K2811

PFBA

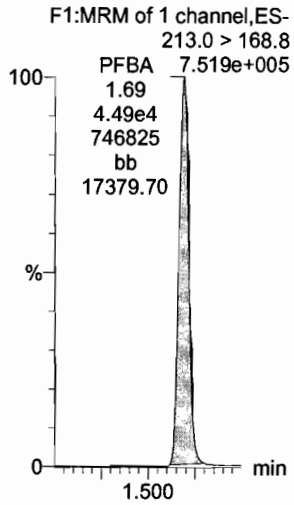

PFPeA



PFBS

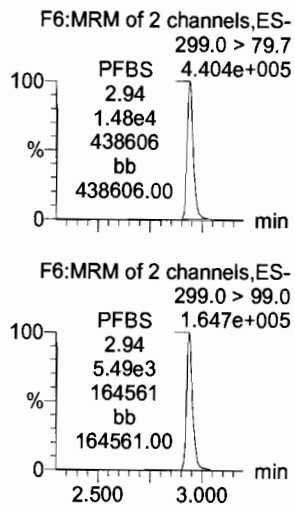

PFHxA

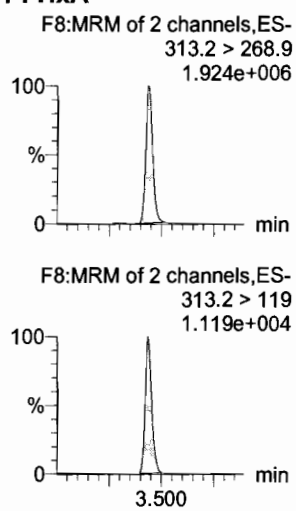

PFHpA

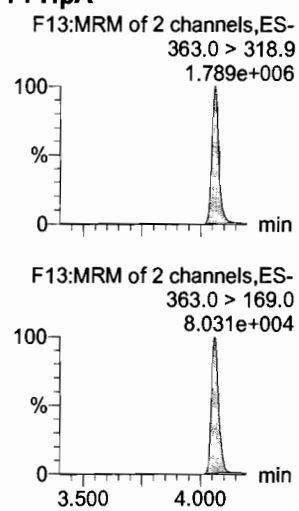

L-PFHxS

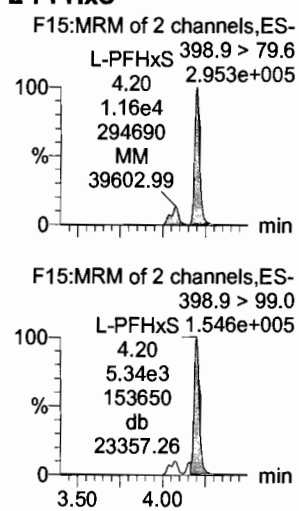

13C3-PFBA

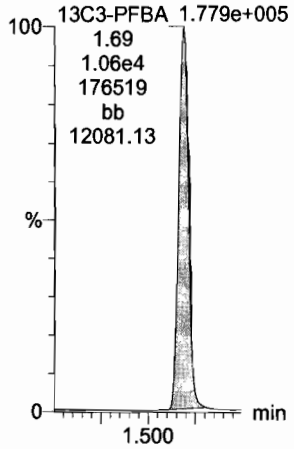

13C3-PFPeA

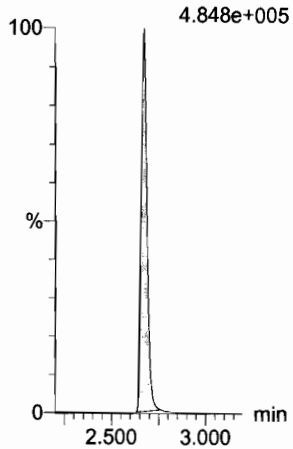

13C3-PFBS

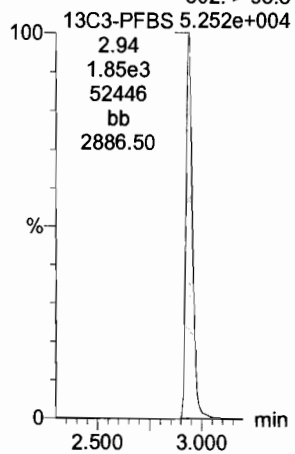

13C2-PFHxA

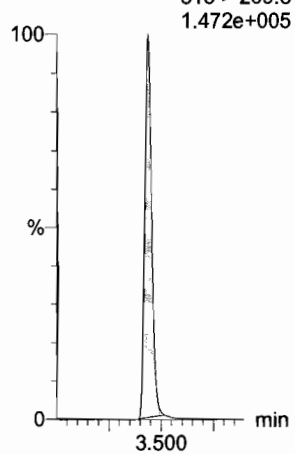

13C4-PFHpA

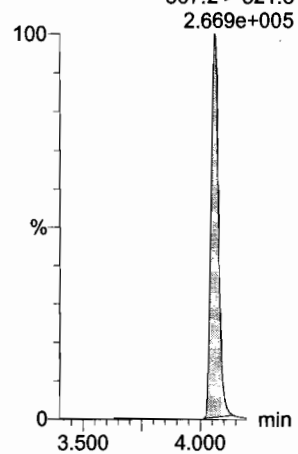

18O2-PFHxS

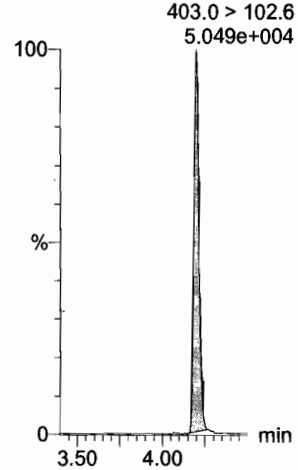

Dataset: U:\Q4.PRO\results\171220M3\171220M3-crv.qld

Last Altered: Thursday, December 21, 2017 13:42:27 Pacific Standard Time
Printed: Thursday, December 21, 2017 14:10:46 Pacific Standard Time

Name: 171220M3_8, Date: 21-Dec-2017, Time: 03:01:59, ID: ST171220M3-7 PFC CS4 17K2811, Description: PFC CS4 17K2811

6:2 FTS

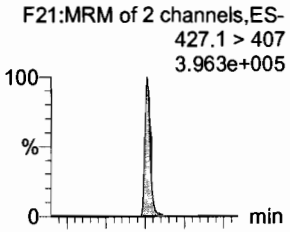

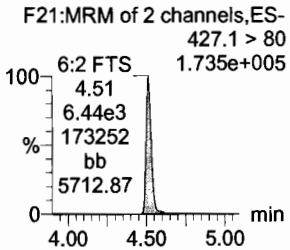

L-PFOA

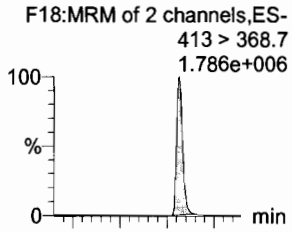

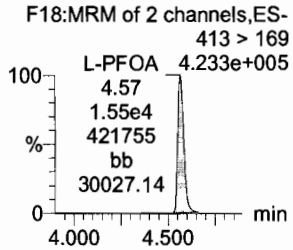

PFHpS

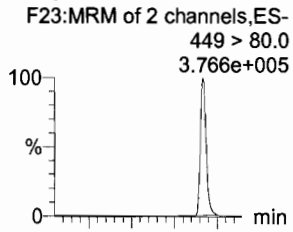

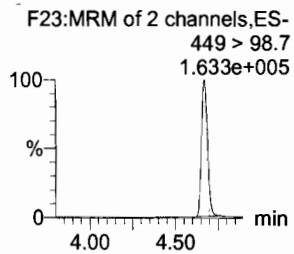

PFNA

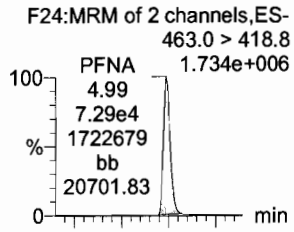

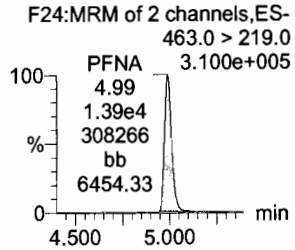

PFOSA

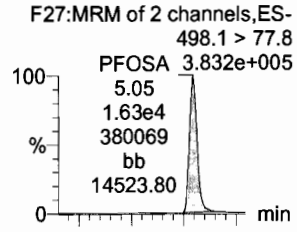

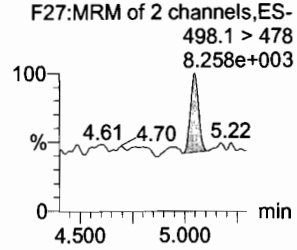

L-PFOS

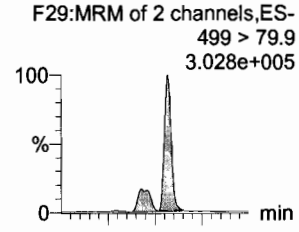

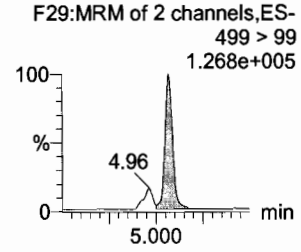

13C2-6:2 FTS

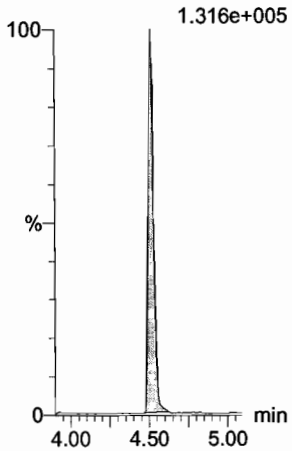

13C2-PFOA



13C3-PFBS



13C5-PFNA

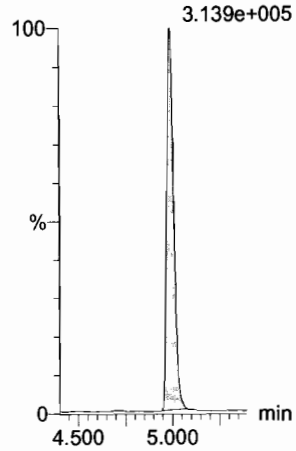

13C8-PFOSA

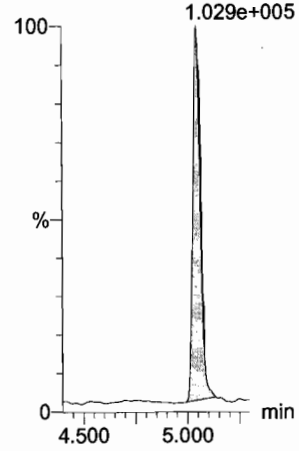

13C8-PFOS

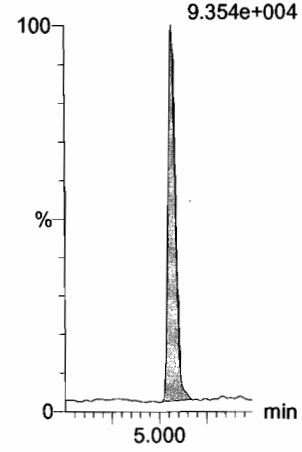

Dataset: U:\Q4.PRO\results\171220M3\171220M3-crv.qld

Last Altered: Thursday, December 21, 2017 13:42:27 Pacific Standard Time
Printed: Thursday, December 21, 2017 14:10:46 Pacific Standard Time

Name: 171220M3_8, Date: 21-Dec-2017, Time: 03:01:59, ID: ST171220M3-7 PFC CS4 17K2811, Description: PFC CS4 17K2811

PFDA

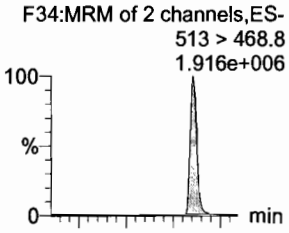

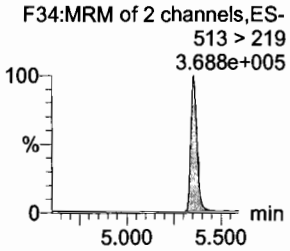

8:2 FTS

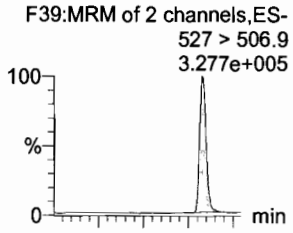

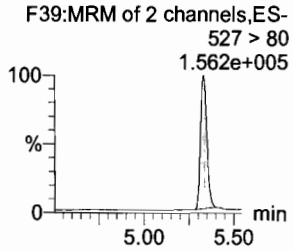

N-MeFOSAA

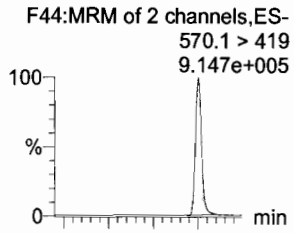

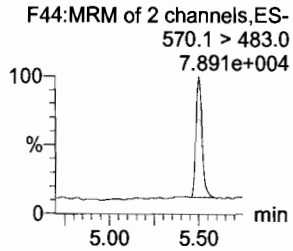

N-EtFOSAA

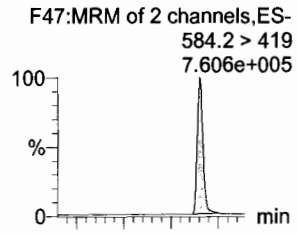

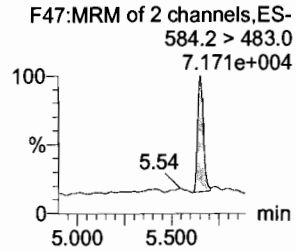

PFUdA

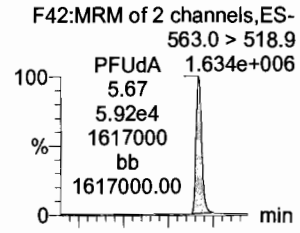

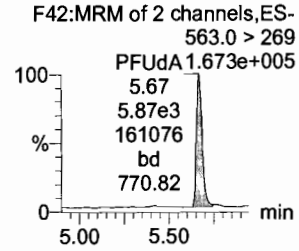

PFDS

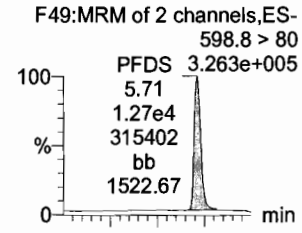

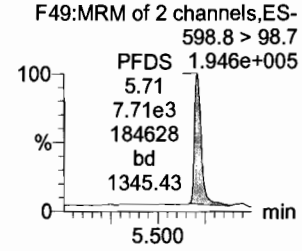

13C2-PFDA

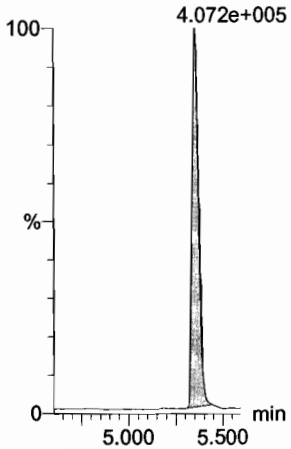

13C2-8:2 FTS

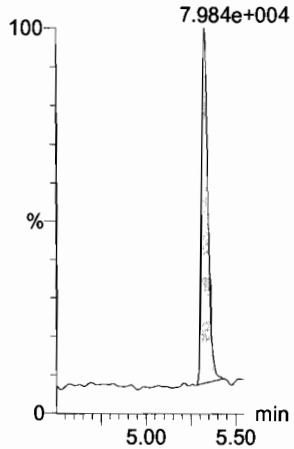

d3-N-MeFOSAA

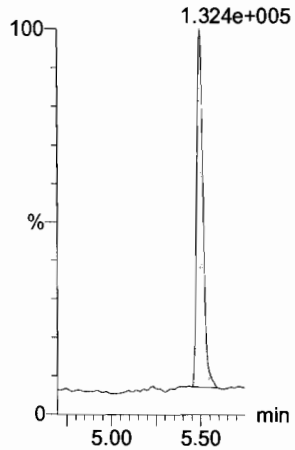

d5-N-EtFOSAA

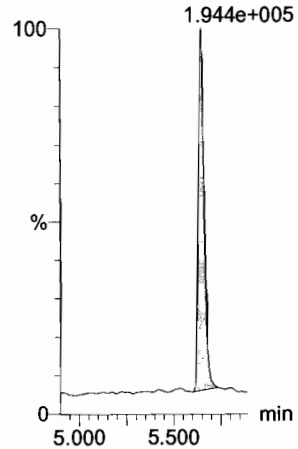

13C2-PFUdA

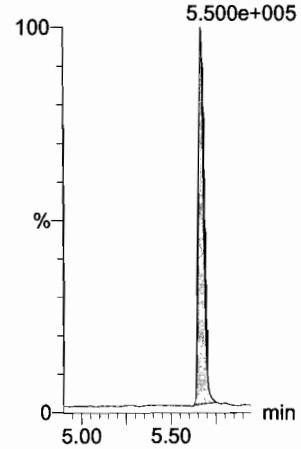

13C2-PFUdA

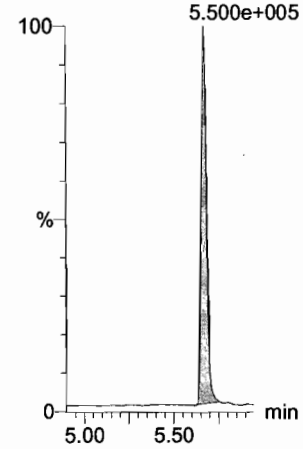

Dataset: U:\Q4.PRO\results\171220M3\171220M3-crv.qld

Last Altered: Thursday, December 21, 2017 13:42:27 Pacific Standard Time
Printed: Thursday, December 21, 2017 14:10:46 Pacific Standard Time

Name: 171220M3_8, Date: 21-Dec-2017, Time: 03:01:59, ID: ST171220M3-7 PFC CS4 17K2811, Description: PFC CS4 17K2811

PFDoA

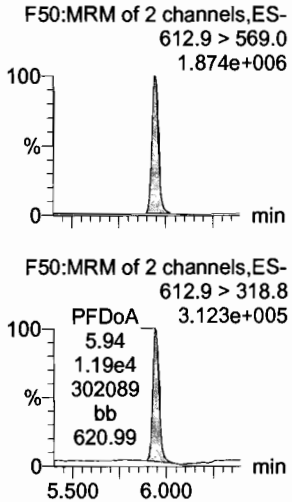

N-MeFOSA

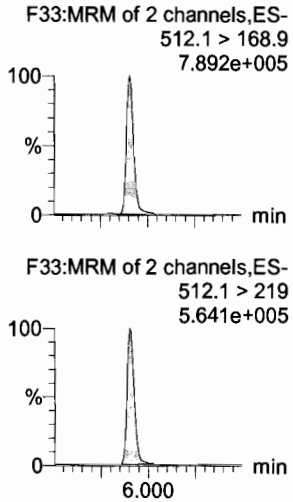

PFTrDA

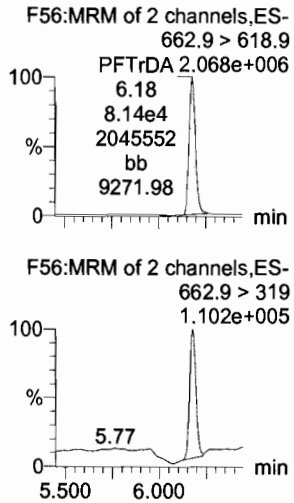

PFTeDA

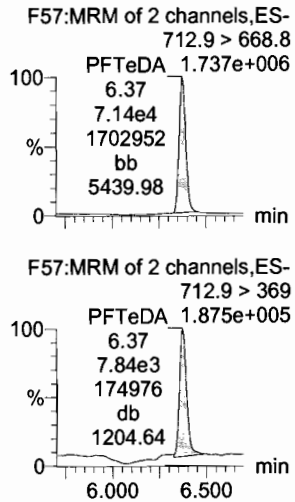

N-EtFOSA

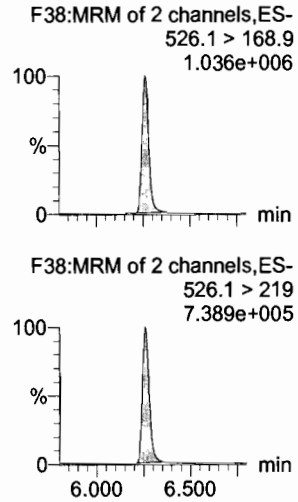

PFHxDA

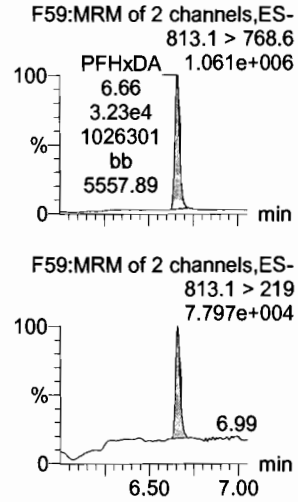

13C2-PFDoA

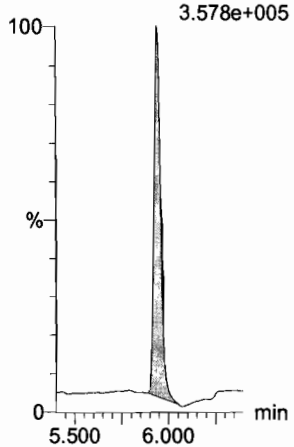

d3-N-MeFOSA

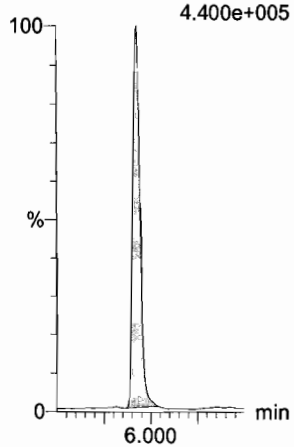

13C2-PFTeDA

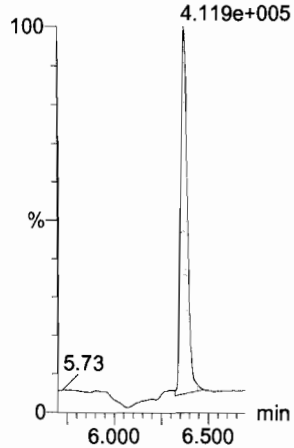

13C2-PFTeDA



d5-N-ETFOSA

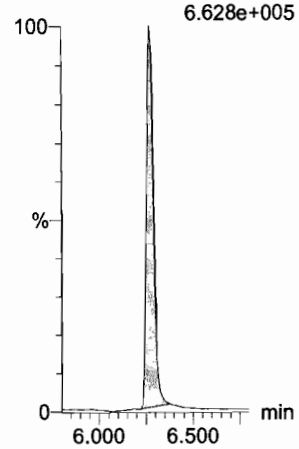

13C2-PFHxDA

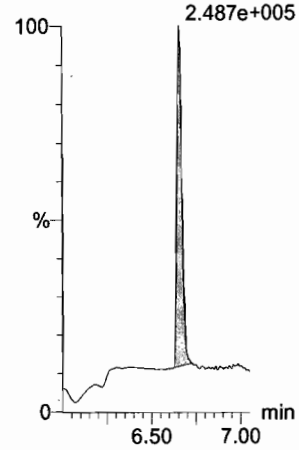

Dataset: U:\Q4.PRO\results\171220M3\171220M3-crv.qld

Last Altered: Thursday, December 21, 2017 13:42:27 Pacific Standard Time
Printed: Thursday, December 21, 2017 14:10:46 Pacific Standard Time

Name: 171220M3_8, Date: 21-Dec-2017, Time: 03:01:59, ID: ST171220M3-7 PFC CS4 17K2811, Description: PFC CS4 17K2811

PFODA

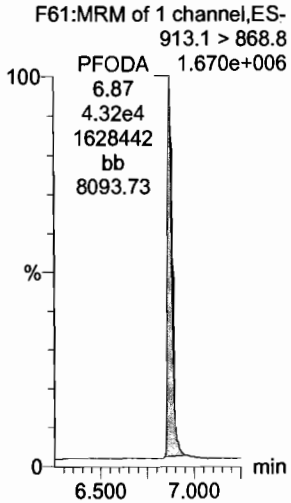

N-MeFOSE

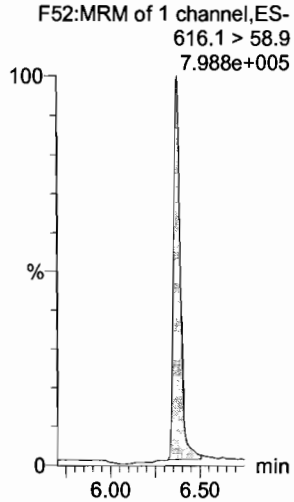

N-EtFOSE

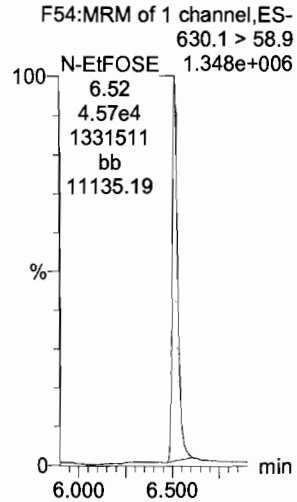

13C4-PFBA

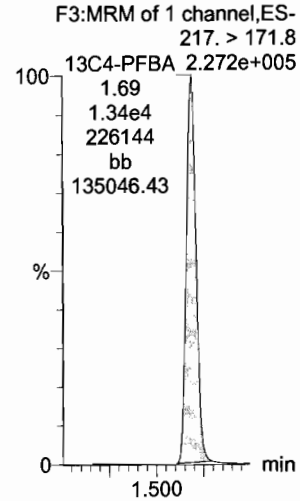

13C5-PFHxA

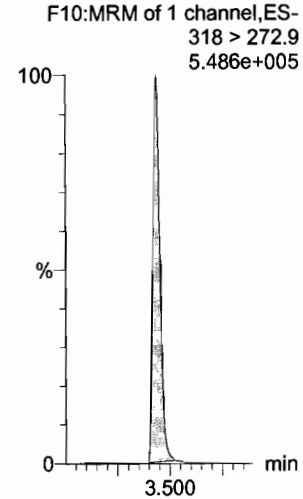

13C3-PFHxS

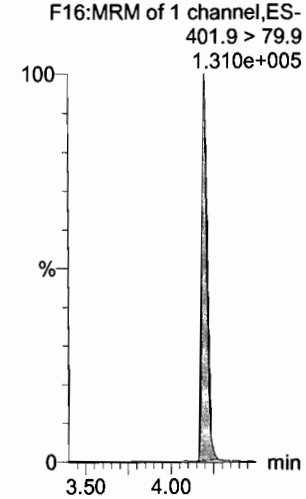

13C2-PFHxDA

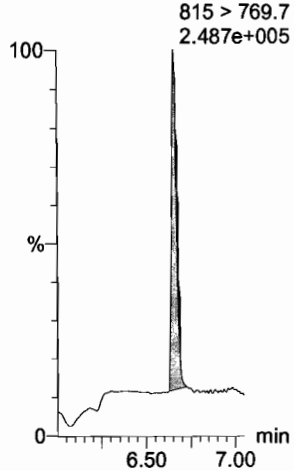

d7-N-MeFOSE

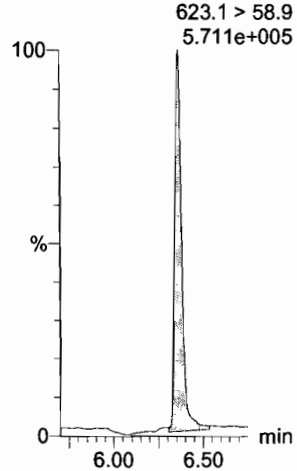

d9-N-EtFOSE

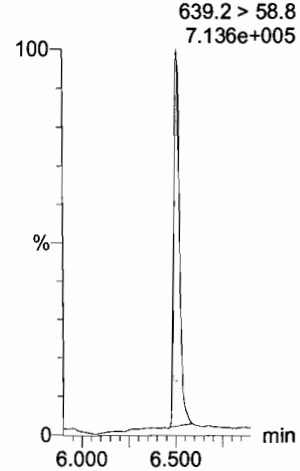

13C8-PFOA

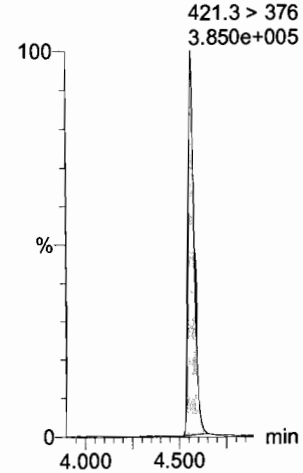

13C9-PFNA

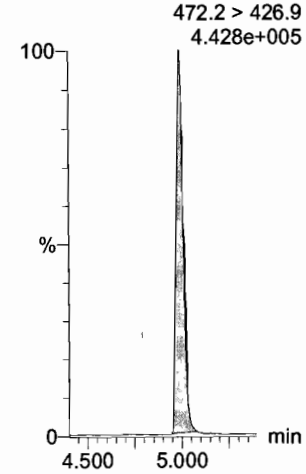

13C4-PFOS

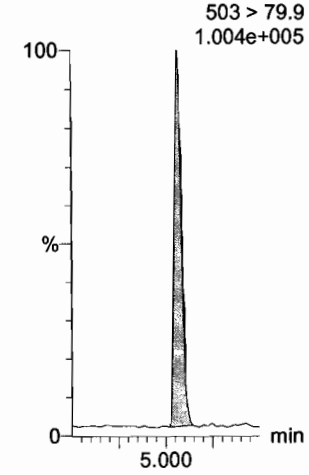

Dataset: U:\Q4.PRO\results\171220M3\171220M3-crv.qld

Last Altered: Thursday, December 21, 2017 13:42:27 Pacific Standard Time
Printed: Thursday, December 21, 2017 14:10:46 Pacific Standard Time

Name: 171220M3_8, Date: 21-Dec-2017, Time: 03:01:59, ID: ST171220M3-7 PFC CS4 17K2811, Description: PFC CS4 17K2811

13C6-PFDA

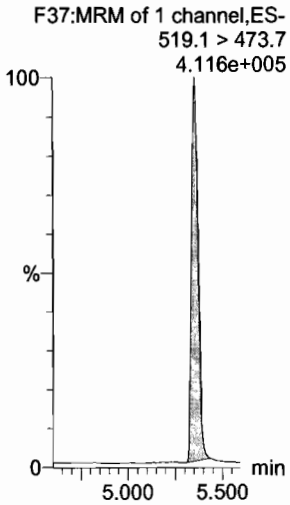

13C7-PFUdA

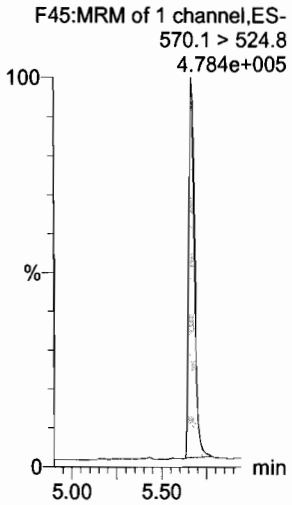

Dataset: U:\Q4.PRO\results\171220M3\171220M3-crv.qld

Last Altered: Thursday, December 21, 2017 13:42:27 Pacific Standard Time
Printed: Thursday, December 21, 2017 14:10:46 Pacific Standard Time

Name: 171220M3_9, Date: 21-Dec-2017, Time: 03:13:09, ID: ST171220M3-8 PFC CS5 17K2812, Description: PFC CS5 17K2812

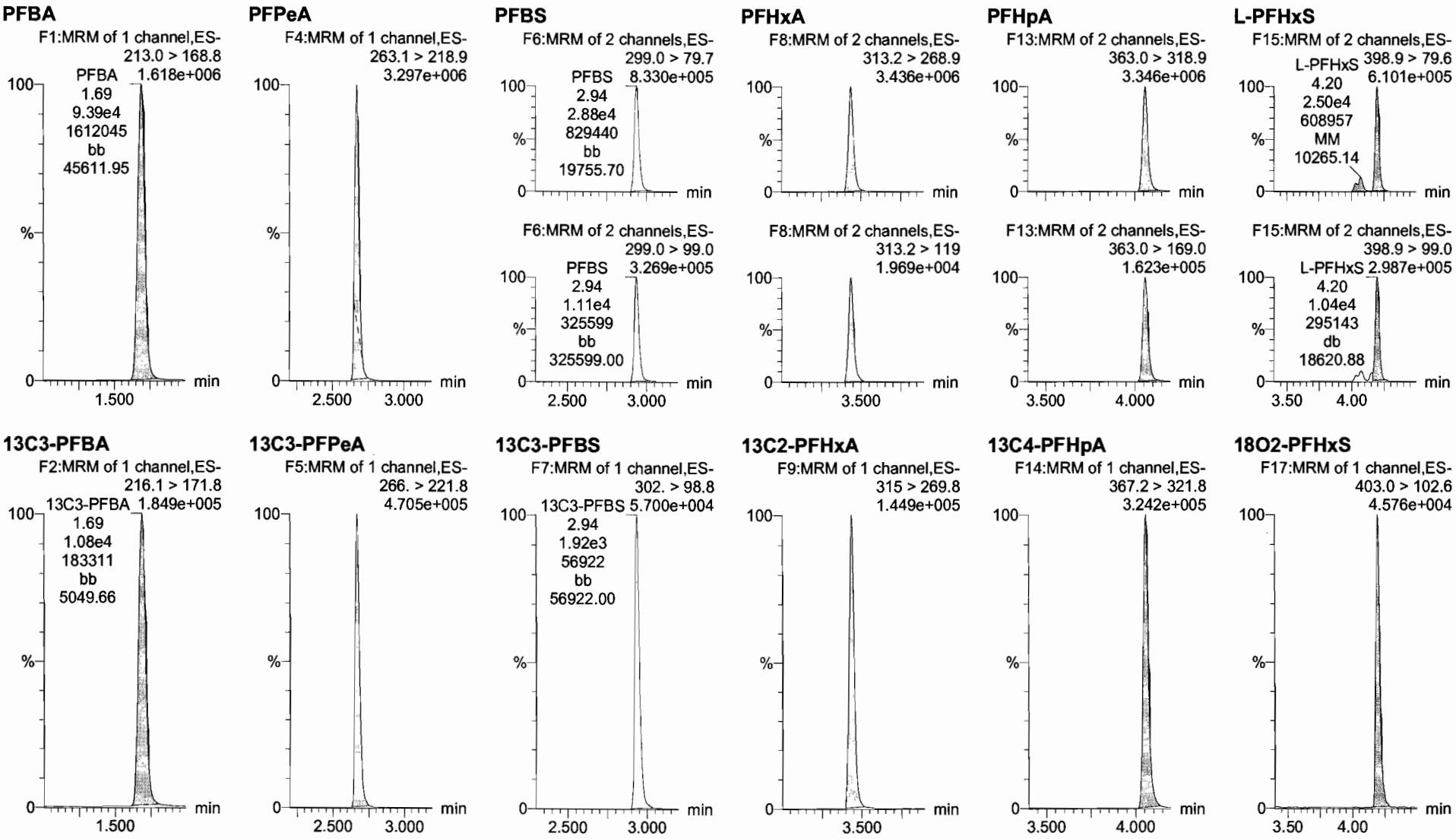

Dataset: U:\Q4.PRO\results\171220M3\171220M3-crv.qld

Last Altered: Thursday, December 21, 2017 13:42:27 Pacific Standard Time
Printed: Thursday, December 21, 2017 14:10:46 Pacific Standard Time

Name: 171220M3_9, Date: 21-Dec-2017, Time: 03:13:09, ID: ST171220M3-8 PFC CS5 17K2812, Description: PFC CS5 17K2812

6:2 FTS

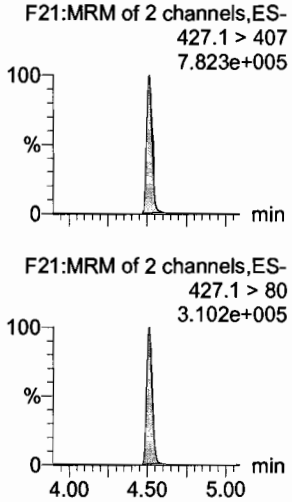

L-PFOA

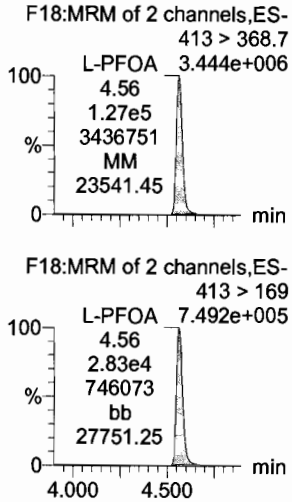

PFHpS

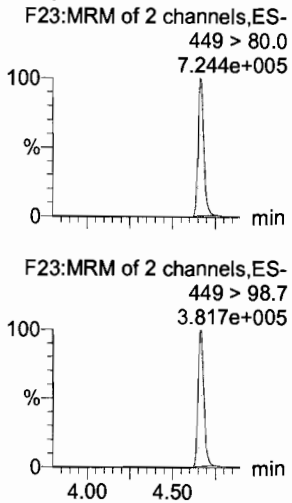

PFNA

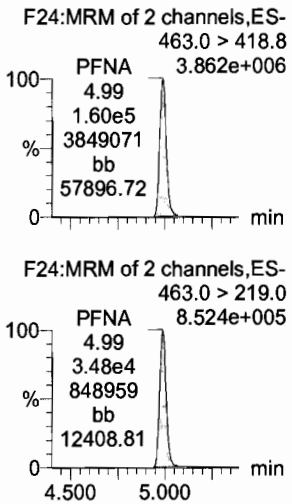

PFOSA

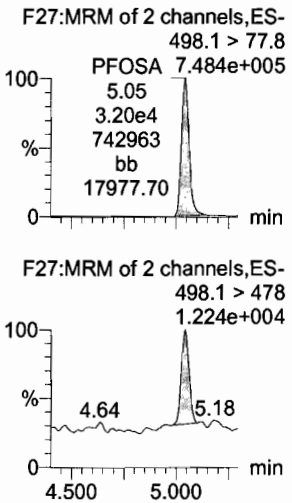

L-PFOS

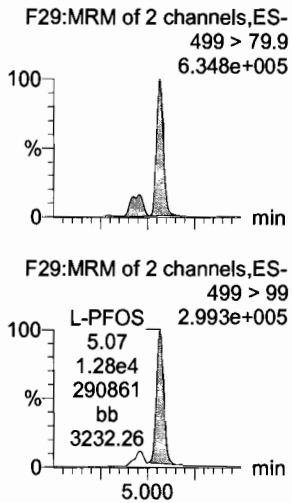

13C2-6:2 FTS

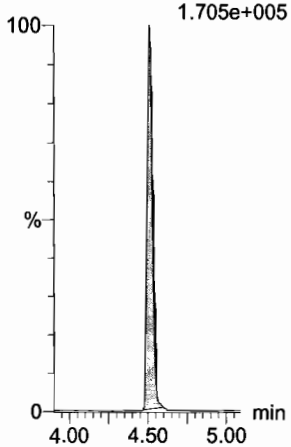

13C2-PFOA

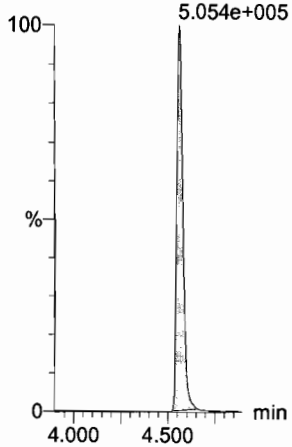

13C3-PFBS



13C5-PFNA

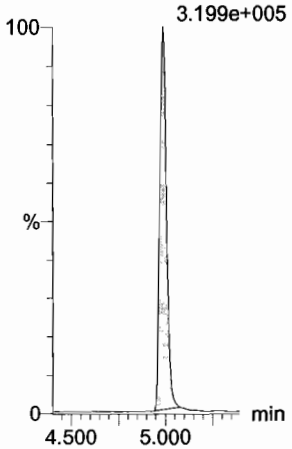

13C8-PFOSA

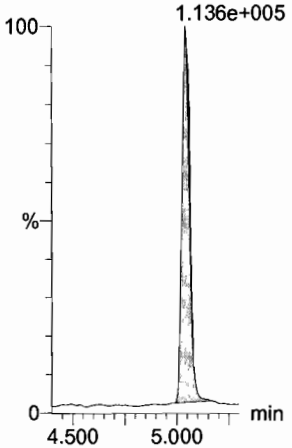

13C8-PFOS

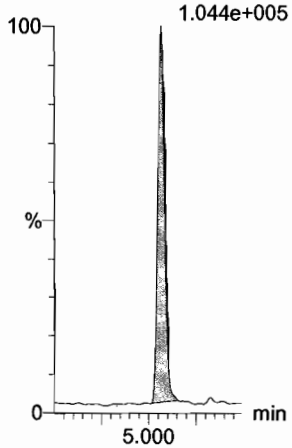

Dataset: U:\Q4.PRO\results\171220M3\171220M3-crv.qld

Last Altered: Thursday, December 21, 2017 13:42:27 Pacific Standard Time
Printed: Thursday, December 21, 2017 14:10:46 Pacific Standard Time

Name: 171220M3_9, Date: 21-Dec-2017, Time: 03:13:09, ID: ST171220M3-8 PFC CS5 17K2812, Description: PFC CS5 17K2812

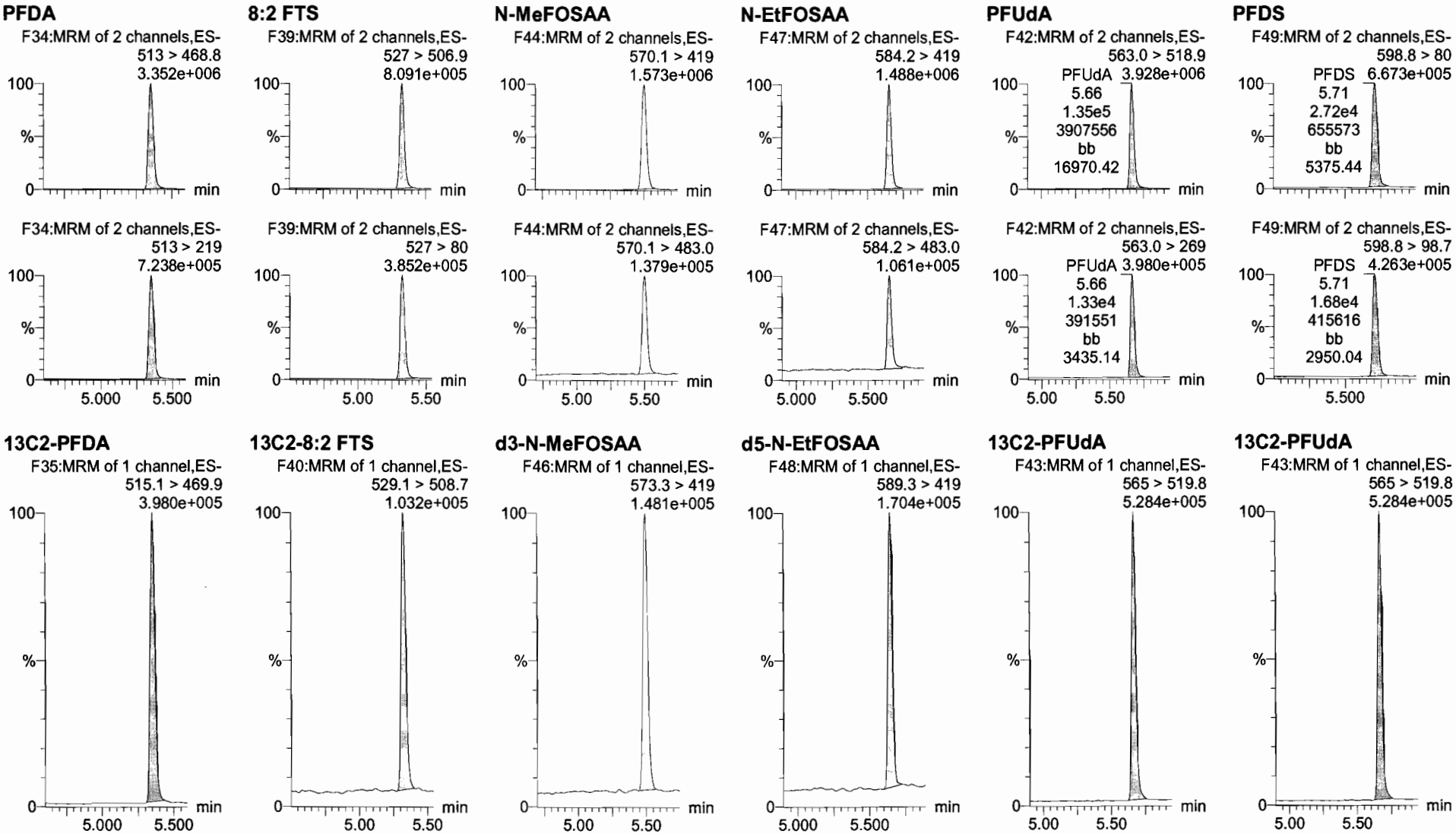

Dataset: U:\Q4.PRO\results\171220M3\171220M3-crv.qld

Last Altered: Thursday, December 21, 2017 13:42:27 Pacific Standard Time
Printed: Thursday, December 21, 2017 14:10:46 Pacific Standard Time

Name: 171220M3_9, Date: 21-Dec-2017, Time: 03:13:09, ID: ST171220M3-8 PFC CS5 17K2812, Description: PFC CS5 17K2812

PFDoA

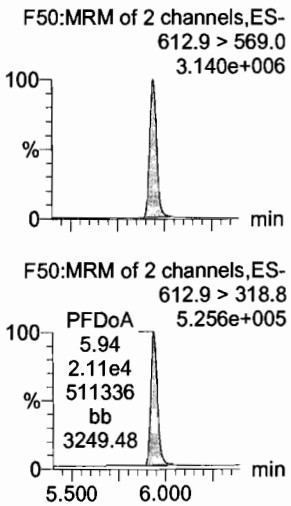

N-MeFOSA

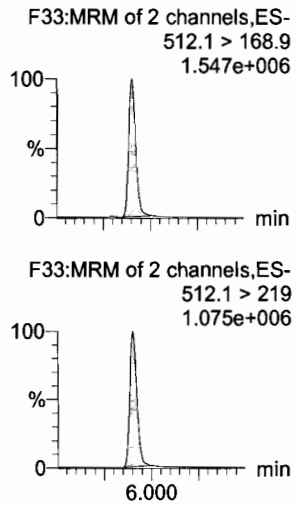

PFTrDA

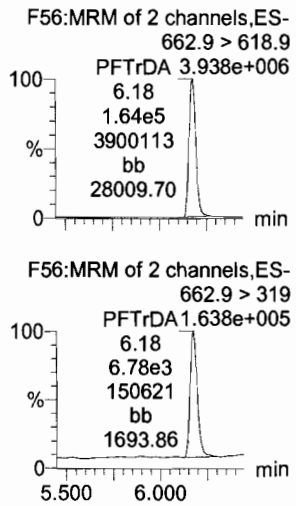

PFTeDA

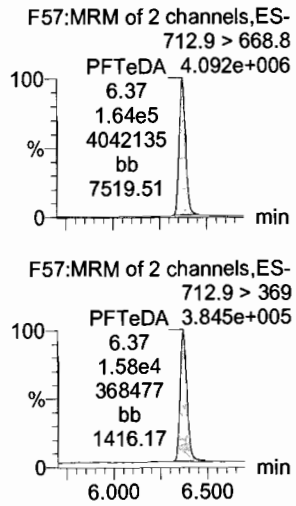

N-EtFOSA

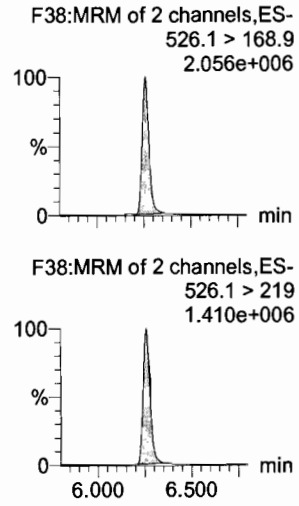

PFHxDA

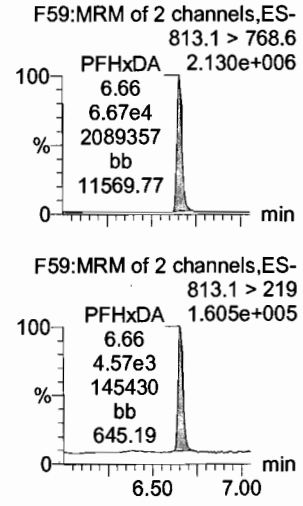

13C2-PFDoA

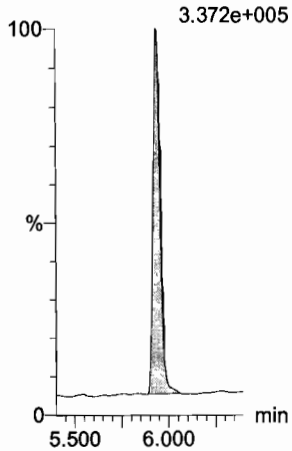

d3-N-MeFOSA

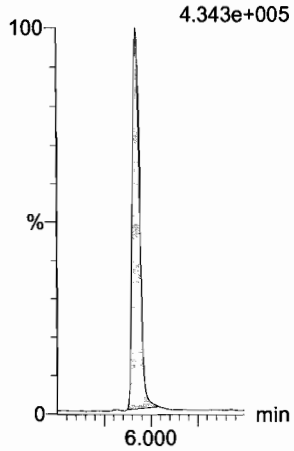

13C2-PFTeDA

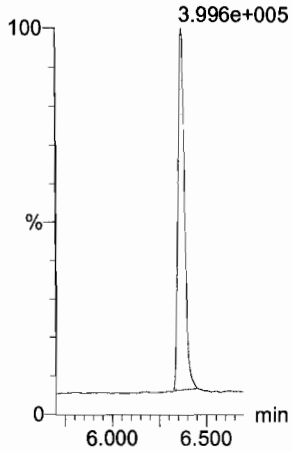

13C2-PFTeDA

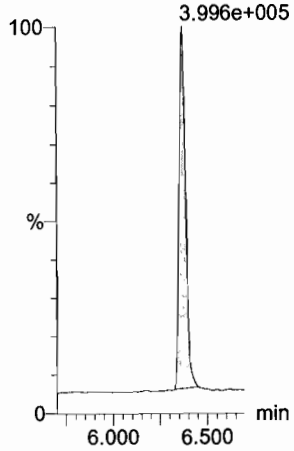

d5-N-ETFOSA

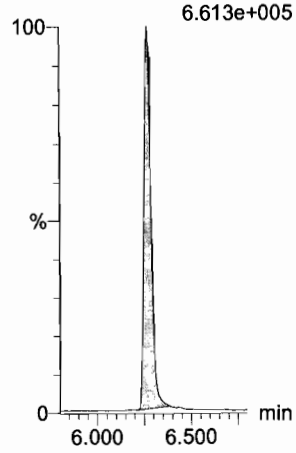

13C2-PFHxDA

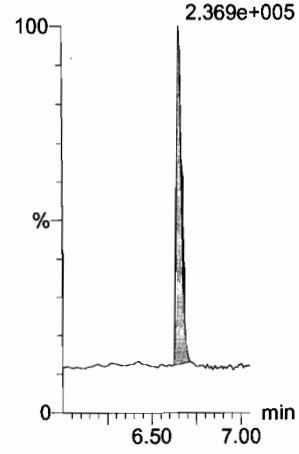

Dataset: U:\Q4.PRO\results\171220M3\171220M3-crv.qld

Last Altered: Thursday, December 21, 2017 13:42:27 Pacific Standard Time
Printed: Thursday, December 21, 2017 14:10:46 Pacific Standard Time

Name: 171220M3_9, Date: 21-Dec-2017, Time: 03:13:09, ID: ST171220M3-8 PFC CS5 17K2812, Description: PFC CS5 17K2812

PFODA
F61:MRM of 1 channel,ES-
913.1 > 868.8
3.659e+006



N-MeFOSE
F52:MRM of 1 channel,ES-
616.1 > 58.9
1.886e+006

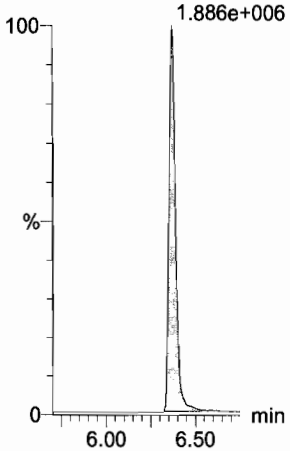

N-EtFOSE
F54:MRM of 1 channel,ES-
630.1 > 58.9
2.675e+006



13C4-PFBA
F3:MRM of 1 channel,ES-
217. > 171.8
2.398e+005

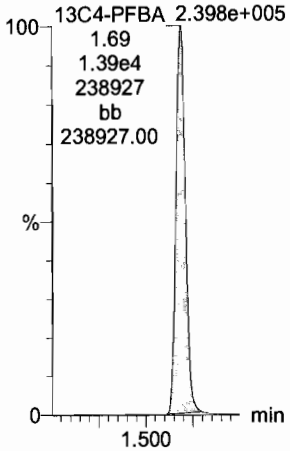

13C5-PFHxA
F10:MRM of 1 channel,ES-
318 > 272.9
4.964e+005

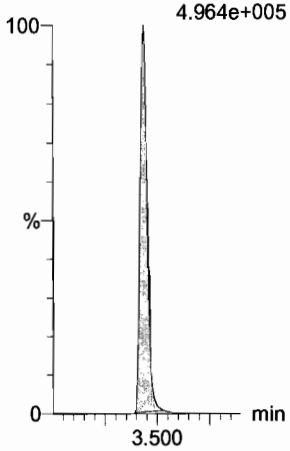

13C3-PFHxS
F16:MRM of 1 channel,ES-
401.9 > 79.9
1.237e+005



13C2-PFHxDA
F60:MRM of 1 channel,ES-
815 > 769.7
2.369e+005

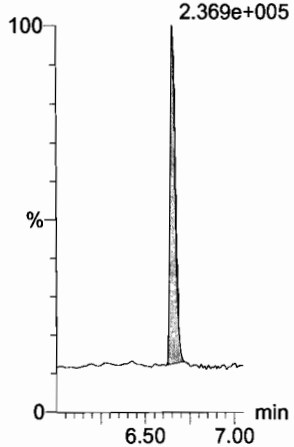

d7-N-MeFOSE
F53:MRM of 1 channel,ES-
623.1 > 58.9
5.747e+005

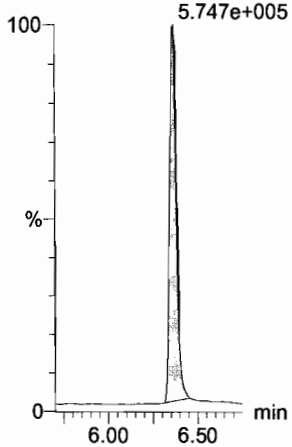

d9-N-EtFOSE
F55:MRM of 1 channel,ES-
639.2 > 58.8
6.371e+005

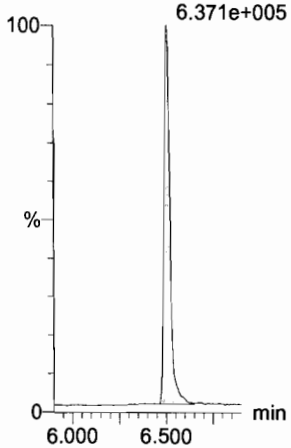

13C8-PFOA
F20:MRM of 1 channel,ES-
421.3 > 376
4.041e+005



13C9-PFNA
F26:MRM of 1 channel,ES-
472.2 > 426.9
4.053e+005

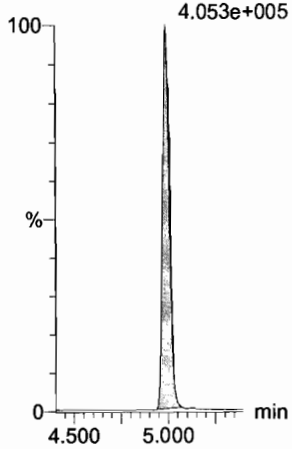

13C4-PFOS
F30:MRM of 1 channel,ES-
503 > 79.9
1.102e+005

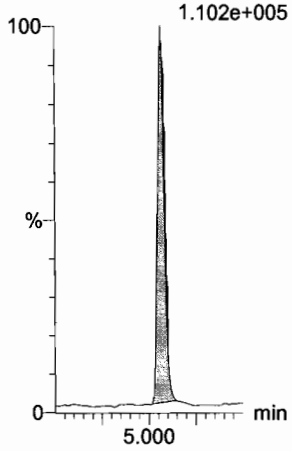

Dataset: U:\Q4.PRO\results\171220M3\171220M3-crv.qld

Last Altered: Thursday, December 21, 2017 13:42:27 Pacific Standard Time
Printed: Thursday, December 21, 2017 14:10:46 Pacific Standard Time

Name: 171220M3_9, Date: 21-Dec-2017, Time: 03:13:09, ID: ST171220M3-8 PFC CS5 17K2812, Description: PFC CS5 17K2812

13C6-PFDA

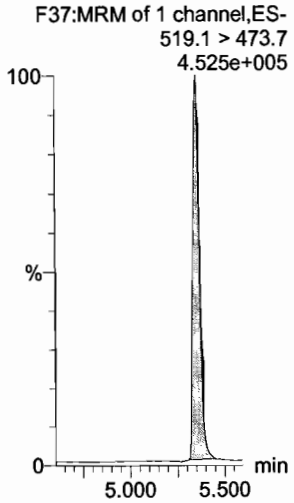

13C7-PFUdA

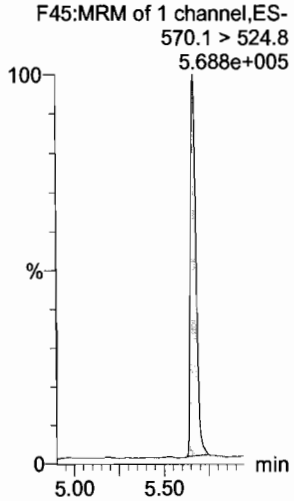

Dataset: U:\Q4.PRO\results\171220M3\171220M3-crv.qld

Last Altered: Thursday, December 21, 2017 13:42:27 Pacific Standard Time
Printed: Thursday, December 21, 2017 14:10:46 Pacific Standard Time

Name: 171220M3_10, Date: 21-Dec-2017, Time: 03:24:20, ID: ST171220M3-9 PFC CS6 17L2002, Description: PFC CS6 17L2002

PFBA

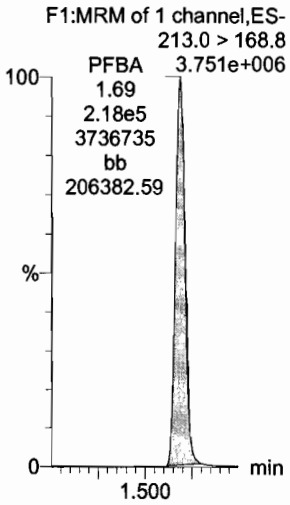

PFPeA

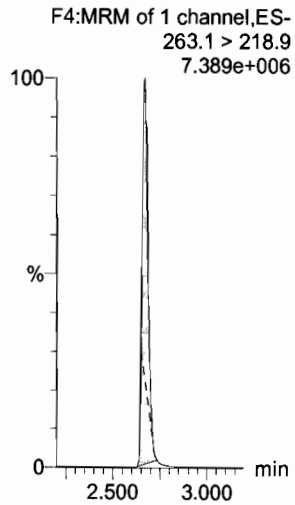

PFBS

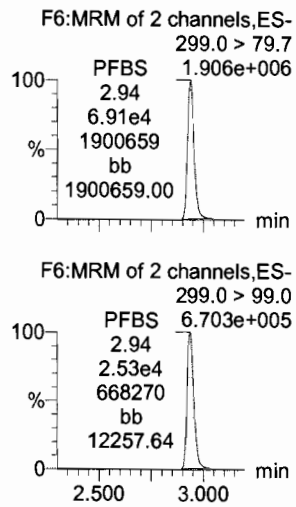

PFHxA

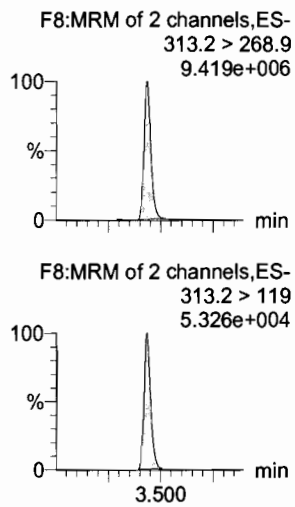

PFHpA

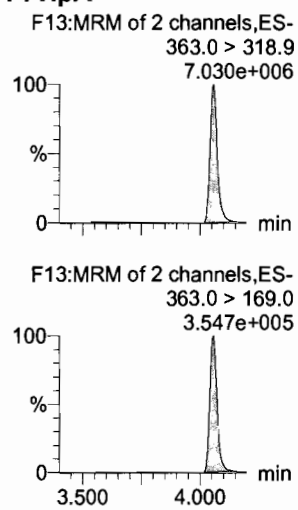

L-PFHxS

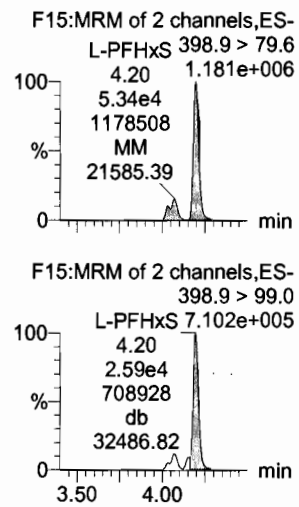

13C3-PFBA

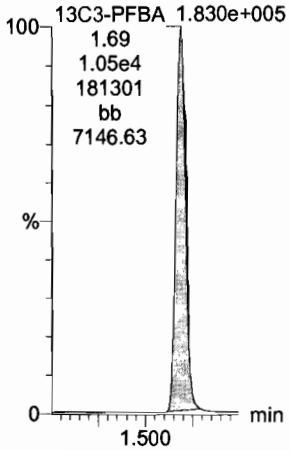

13C3-PFPeA

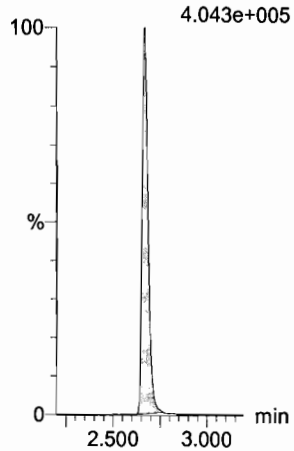

13C3-PFBS

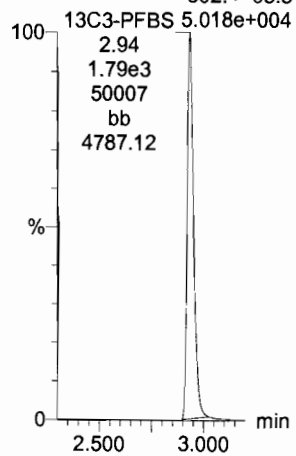

13C2-PFHxA

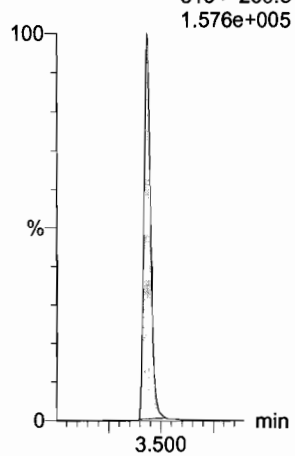

13C4-PFHpA

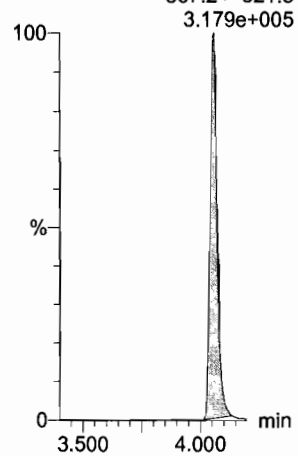

18O2-PFHxS

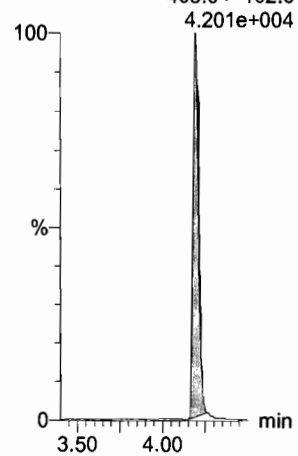

Dataset: U:\Q4.PRO\results\171220M3\171220M3-crv.qld

Last Altered: Thursday, December 21, 2017 13:42:27 Pacific Standard Time
Printed: Thursday, December 21, 2017 14:10:46 Pacific Standard Time

Name: 171220M3_10, Date: 21-Dec-2017, Time: 03:24:20, ID: ST171220M3-9 PFC CS6 17L2002, Description: PFC CS6 17L2002

6:2 FTS

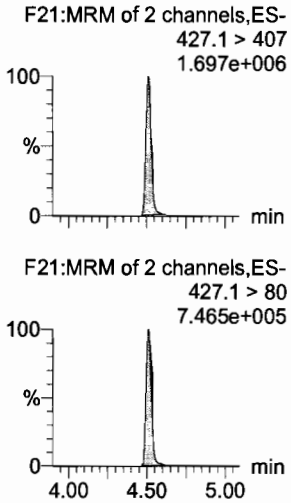

L-PFOA

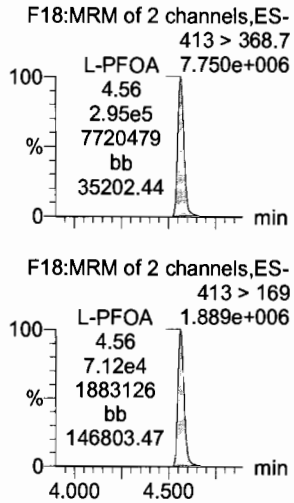

PFHpS

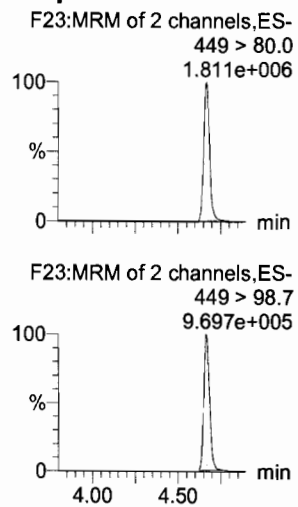

PFNA

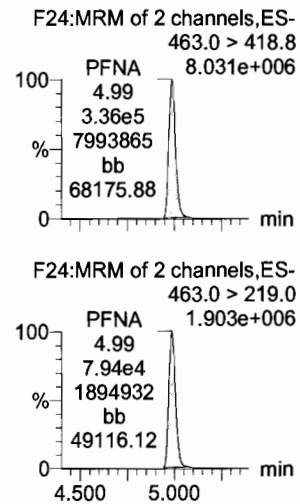

PFOSA

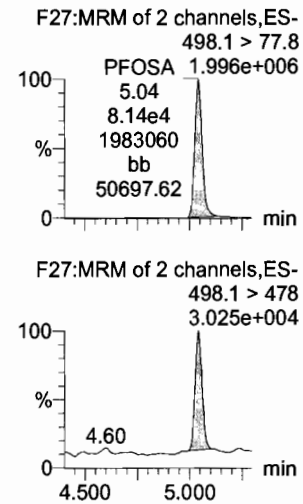

L-PFOS

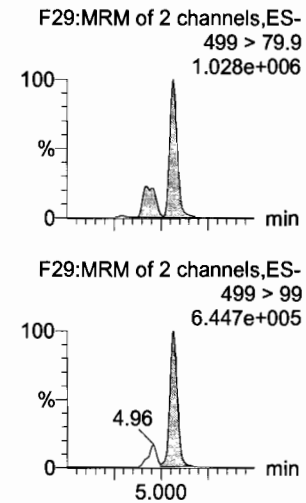

13C2-6:2 FTS

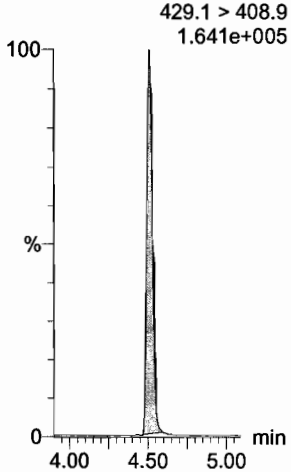

13C2-PFOA

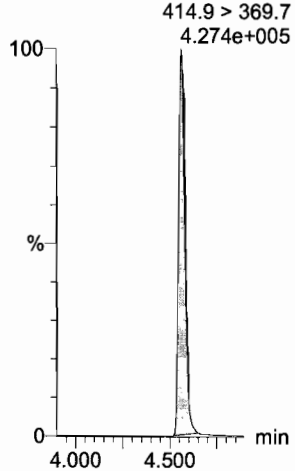

13C3-PFBS



13C5-PFNA

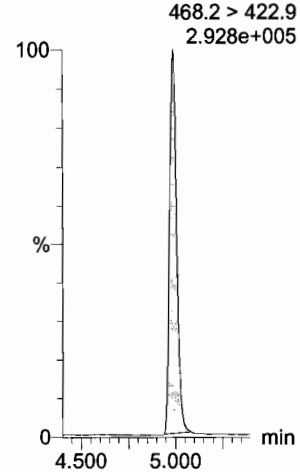

13C8-PFOSA

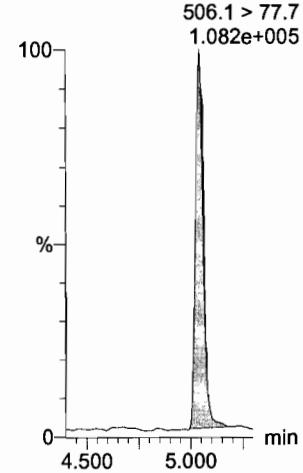

13C8-PFOS

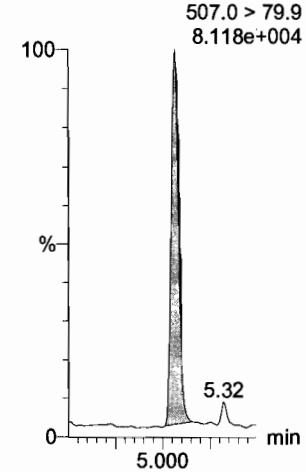

Dataset: U:\Q4.PRO\results\171220M3\171220M3-crv.qld

Last Altered: Thursday, December 21, 2017 13:42:27 Pacific Standard Time
Printed: Thursday, December 21, 2017 14:10:46 Pacific Standard Time

Name: 171220M3_10, Date: 21-Dec-2017, Time: 03:24:20, ID: ST171220M3-9 PFC CS6 17L2002, Description: PFC CS6 17L2002

PFDA

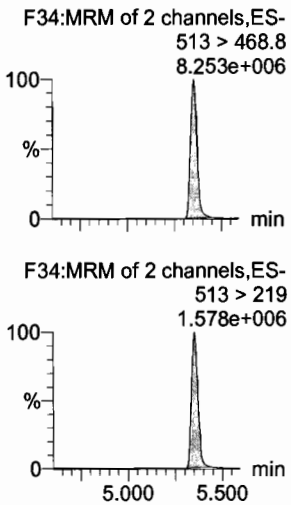

8:2 FTS

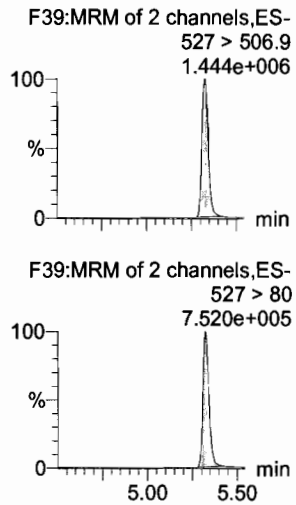

N-MeFOSAA

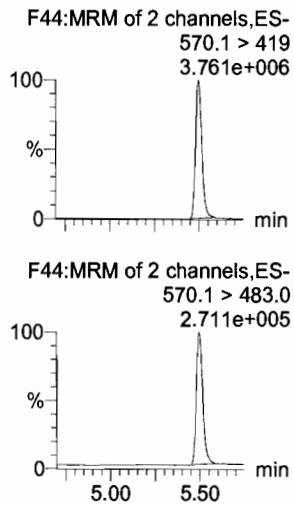

N-EtFOSAA

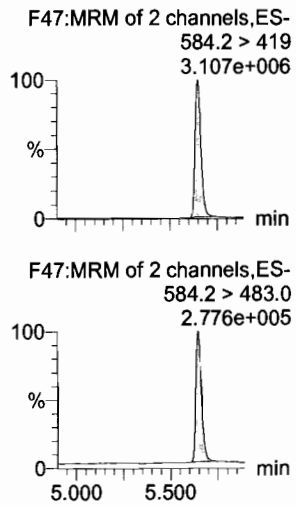

PFUdA



PFDS

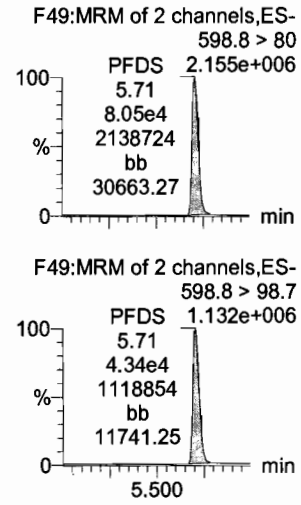

13C2-PFDA

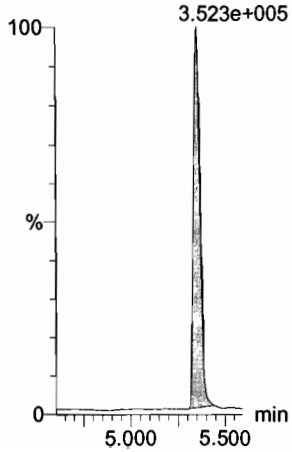

13C2-8:2 FTS

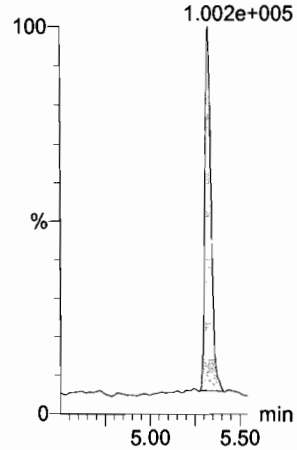

d3-N-MeFOSAA

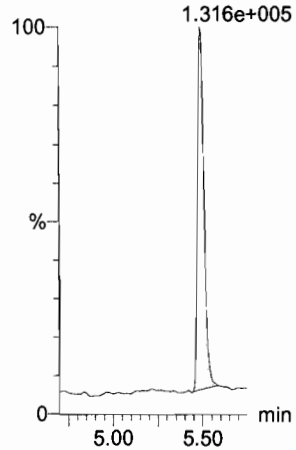

d5-N-EtFOSAA

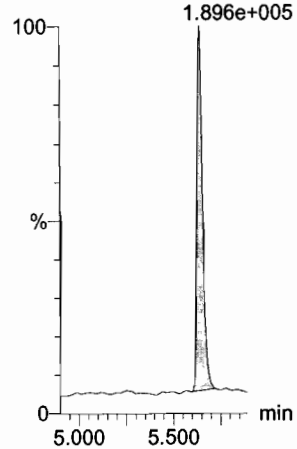

13C2-PFUdA

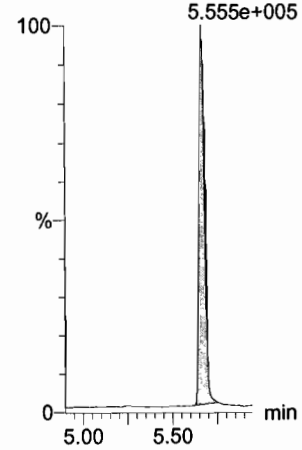

13C2-PFUdA

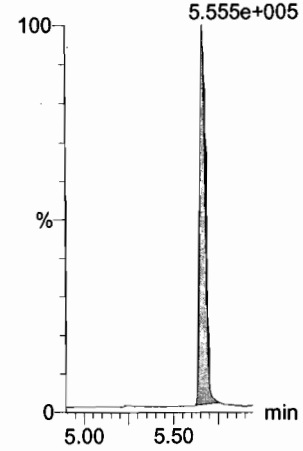

Dataset: U:\Q4.PRO\results\171220M3\171220M3-crv.qld

Last Altered: Thursday, December 21, 2017 13:42:27 Pacific Standard Time
Printed: Thursday, December 21, 2017 14:10:46 Pacific Standard Time

Name: 171220M3_10, Date: 21-Dec-2017, Time: 03:24:20, ID: ST171220M3-9 PFC CS6 17L2002, Description: PFC CS6 17L2002

PFDoA

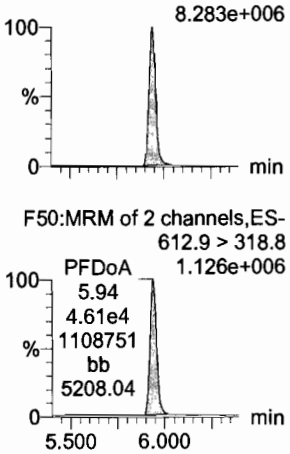

N-MeFOSA

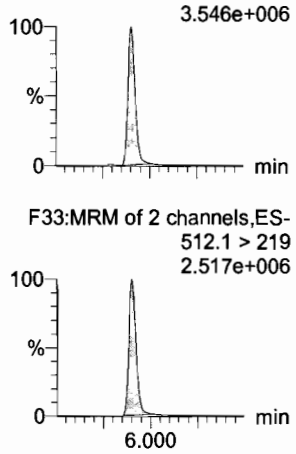

PFTrDA

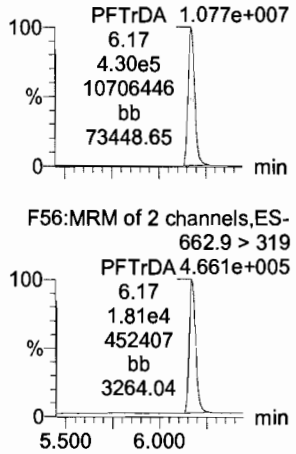

PFTeDA

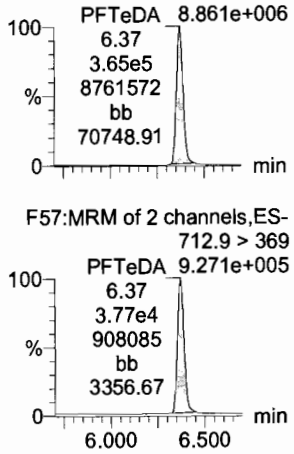

N-EtFOSA

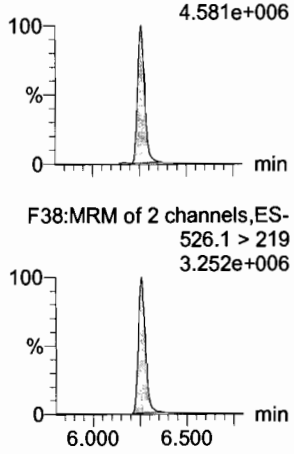

PFHxDA

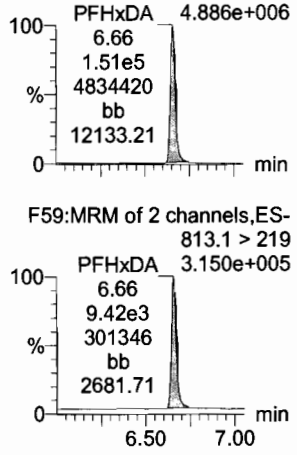

13C2-PFDoA

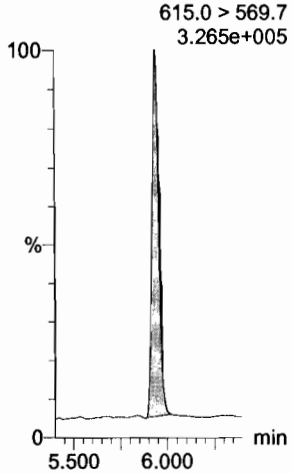

d3-N-MeFOSA

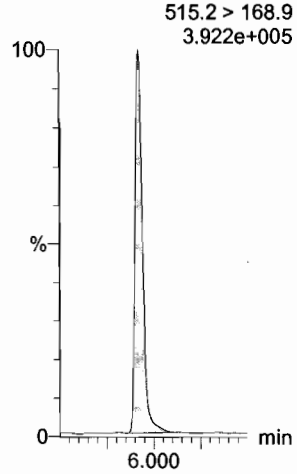

13C2-PFTeDA

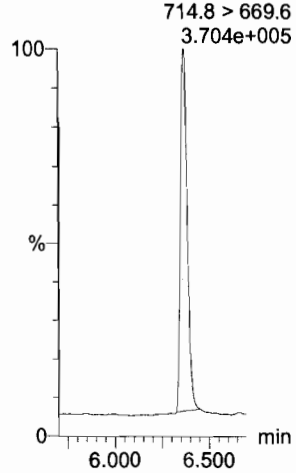

13C2-PFTeDA

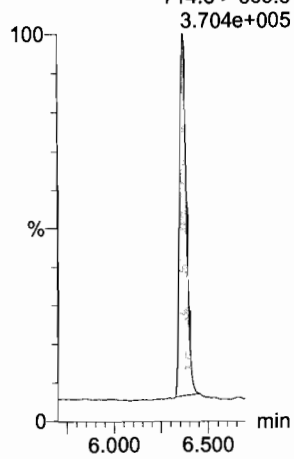

d5-N-ETFOSA

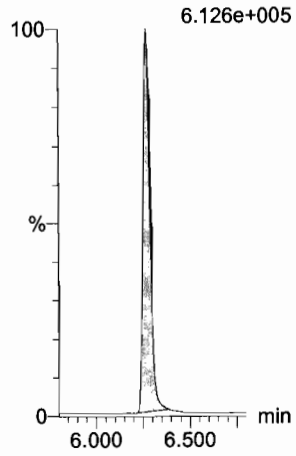

13C2-PFHxDA

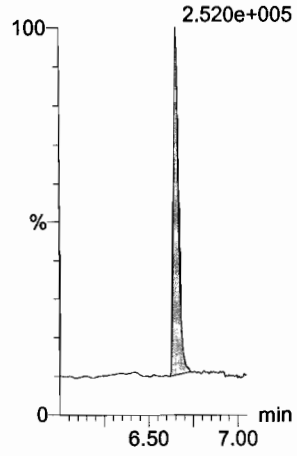

Vista Analytical Laboratory

Dataset: U:\Q4.PRO\results\171220M3\171220M3-crv.qld

Last Altered: Thursday, December 21, 2017 13:42:27 Pacific Standard Time
Printed: Thursday, December 21, 2017 14:10:46 Pacific Standard Time

Name: 171220M3_10, Date: 21-Dec-2017, Time: 03:24:20, ID: ST171220M3-9 PFC CS6 17L2002, Description: PFC CS6 17L2002

PFODA
F61:MRM of 1 channel,ES-
913.1 > 868.8
6.789e+006



N-MeFOSE
F52:MRM of 1 channel,ES-
616.1 > 58.9
4.001e+006

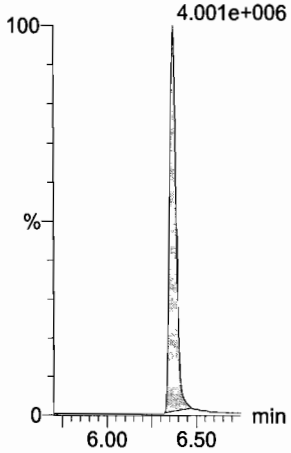

N-EtFOSE
F54:MRM of 1 channel,ES-
630.1 > 58.9
5.686e+006

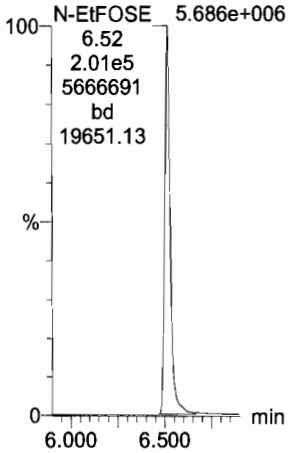

13C4-PFBA
F3:MRM of 1 channel,ES-
217. > 171.8
2.312e+005

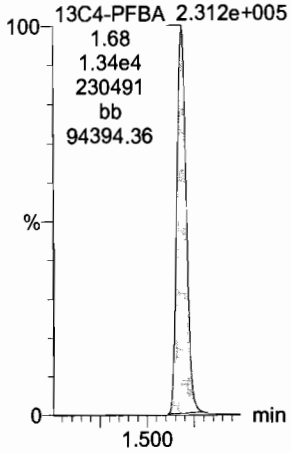

13C5-PFHxA
F10:MRM of 1 channel,ES-
318 > 272.9
5.761e+005

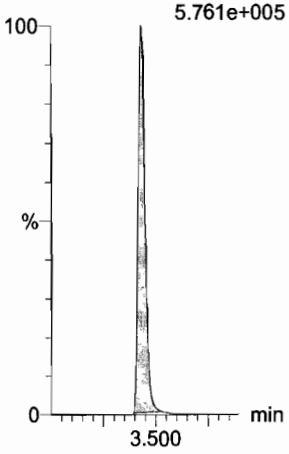

13C3-PFHxS
F16:MRM of 1 channel,ES-
401.9 > 79.9
1.077e+005



13C2-PFHxDA
F60:MRM of 1 channel,ES-
815 > 769.7
2.520e+005

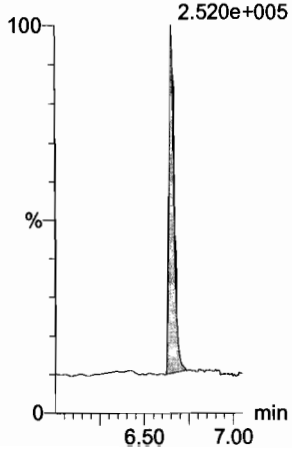

d7-N-MeFOSE
F53:MRM of 1 channel,ES-
623.1 > 58.9
4.457e+005

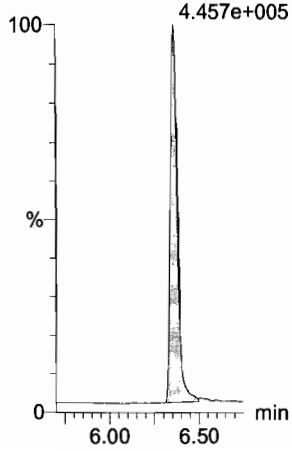

d9-N-EtFOSE
F55:MRM of 1 channel,ES-
639.2 > 58.8
6.658e+005

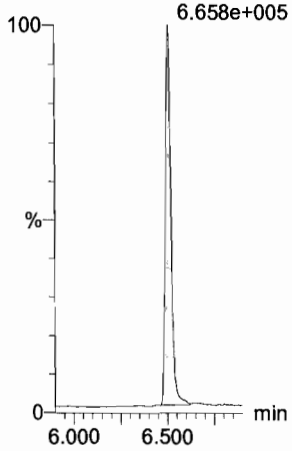

13C8-PFOA
F20:MRM of 1 channel,ES-
421.3 > 376
3.746e+005

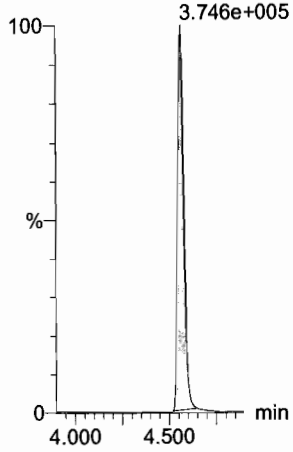

13C9-PFNA
F26:MRM of 1 channel,ES-
472.2 > 426.9
4.128e+005

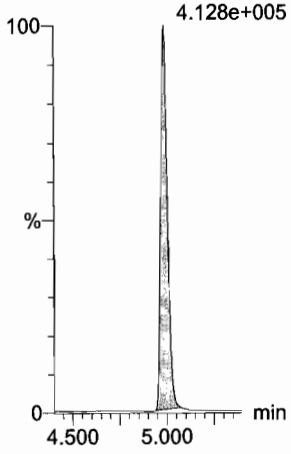

13C4-PFOS
F30:MRM of 1 channel,ES-
503 > 79.9
1.101e+005

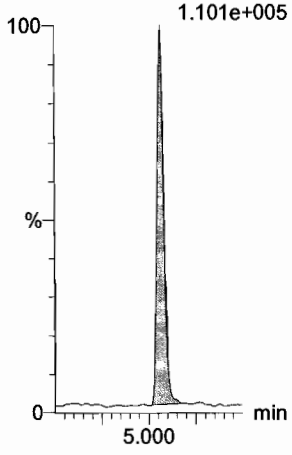

Dataset: U:\Q4.PRO\results\171220M3\171220M3-crv.qld

Last Altered: Thursday, December 21, 2017 13:42:27 Pacific Standard Time
Printed: Thursday, December 21, 2017 14:10:46 Pacific Standard Time

Name: 171220M3_10, Date: 21-Dec-2017, Time: 03:24:20, ID: ST171220M3-9 PFC CS6 17L2002, Description: PFC CS6 17L2002

13C6-PFDA

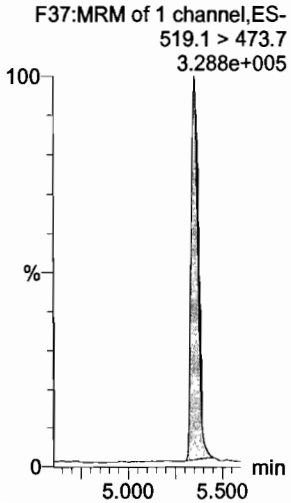

13C7-PFUdA

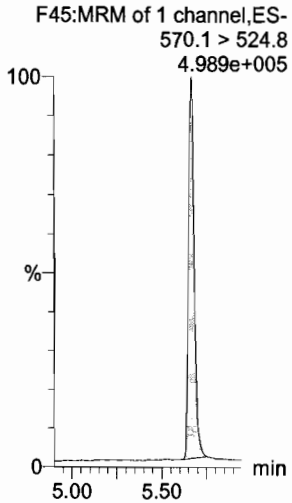

Dataset: U:\Q4.PRO\results\171220M3\171220M3-crv.qld

Last Altered: Thursday, December 21, 2017 13:42:27 Pacific Standard Time
Printed: Thursday, December 21, 2017 14:10:46 Pacific Standard Time

Name: 171220M3_11, Date: 21-Dec-2017, Time: 03:35:31, ID: ST171220M3-10 PFC CS7 17L2003, Description: PFC CS7 17L2003

PFBA

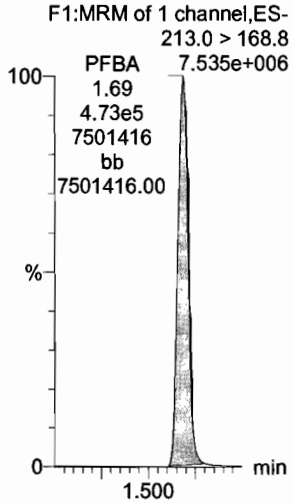

PFPeA

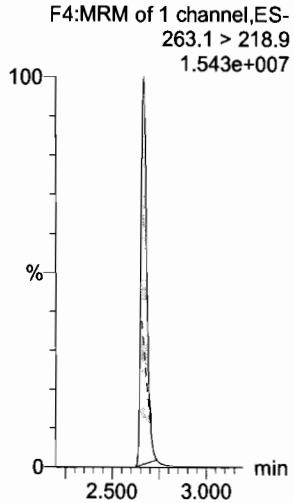

PFBS

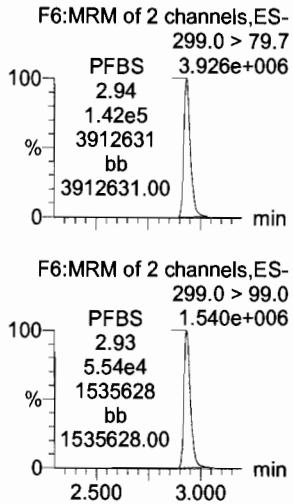

PFHxA

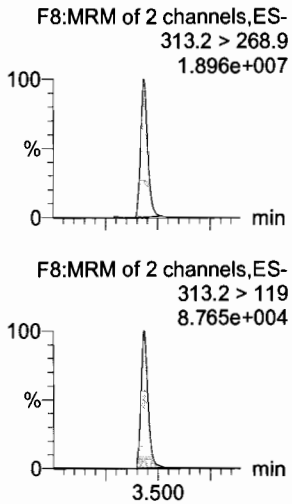

PFHpA

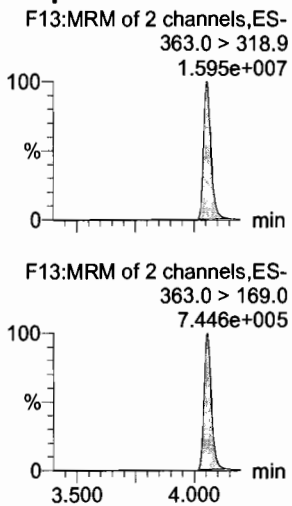

L-PFHxS

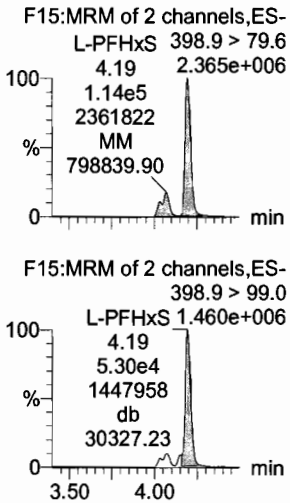

13C3-PFBA

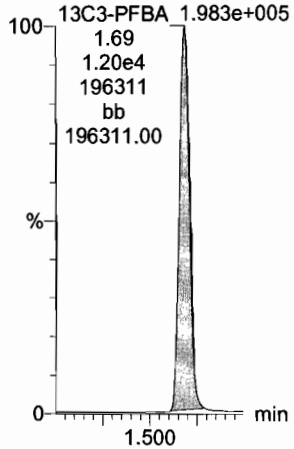

13C3-PFPeA



13C3-PFBS

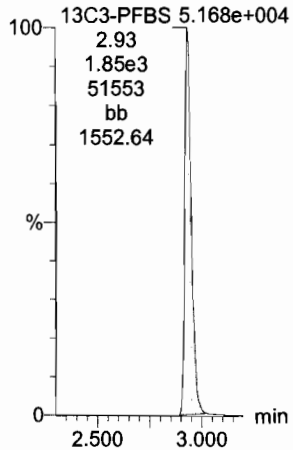

13C2-PFHxA

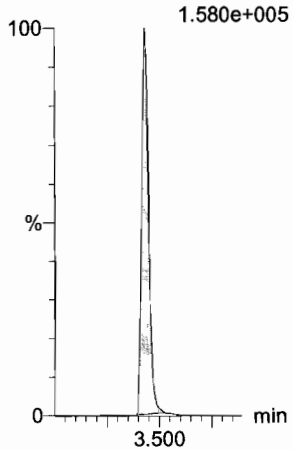

13C4-PFHpA

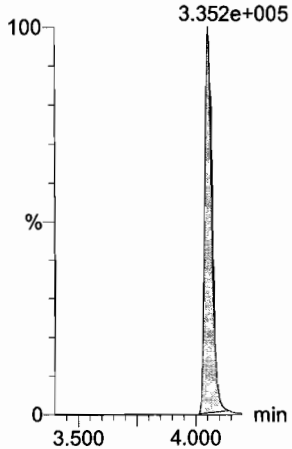

18O2-PFHxS

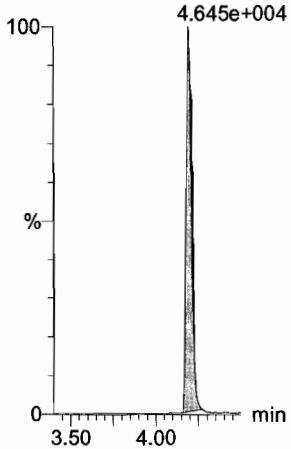

Dataset: U:\Q4.PRO\results\171220M3\171220M3-crv.qld

Last Altered: Thursday, December 21, 2017 13:42:27 Pacific Standard Time
Printed: Thursday, December 21, 2017 14:10:46 Pacific Standard Time

Name: 171220M3_11, Date: 21-Dec-2017, Time: 03:35:31, ID: ST171220M3-10 PFC CS7 17L2003, Description: PFC CS7 17L2003

6:2 FTS

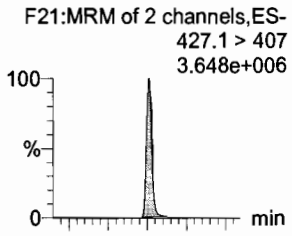

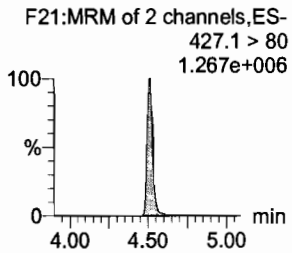

L-PFOA

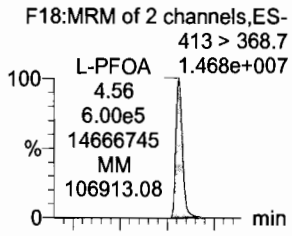

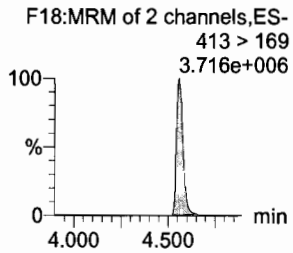

PFHpS

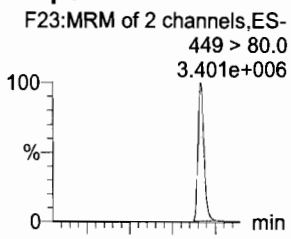

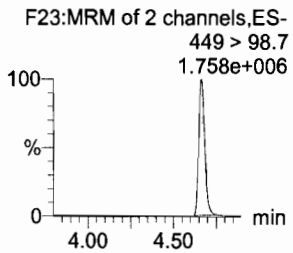

PFNA

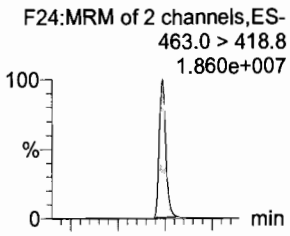

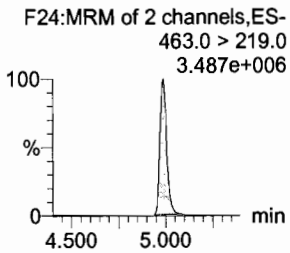

PFOSA

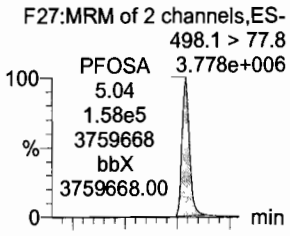

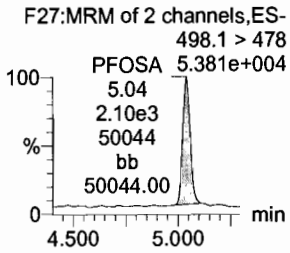

L-PFOS

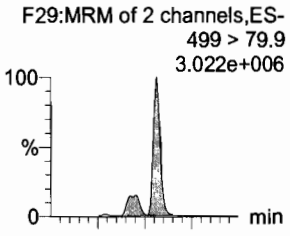

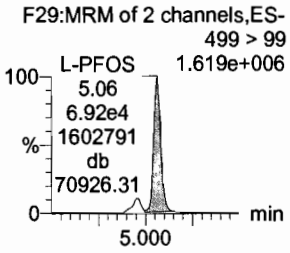

13C2-6:2 FTS

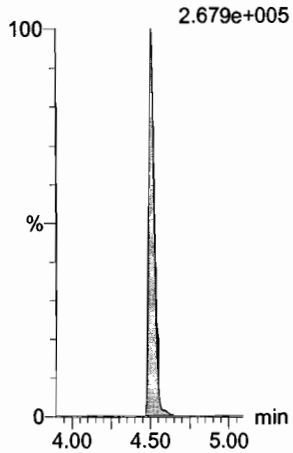

13C2-PFOA



13C3-PFBS

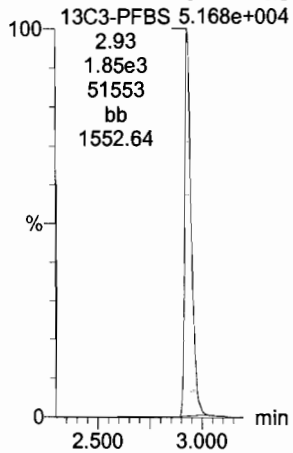

13C5-PFNA

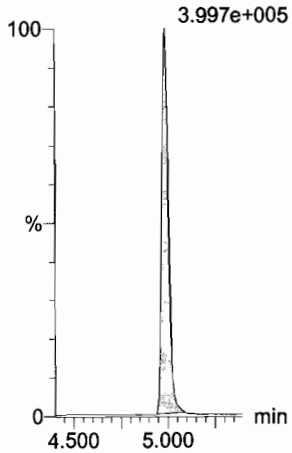

13C8-PFOSA

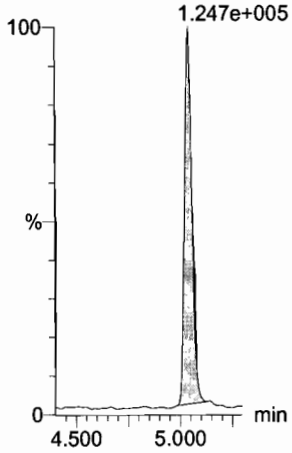

13C8-PFOS



Dataset: U:\Q4.PRO\results\171220M3\171220M3-crv.qld

Last Altered: Thursday, December 21, 2017 13:42:27 Pacific Standard Time
Printed: Thursday, December 21, 2017 14:10:46 Pacific Standard Time

Name: 171220M3_11, Date: 21-Dec-2017, Time: 03:35:31, ID: ST171220M3-10 PFC CS7 17L2003, Description: PFC CS7 17L2003

PFDA

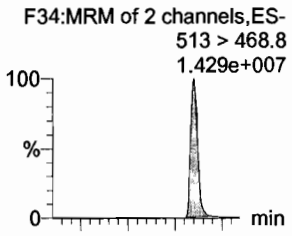

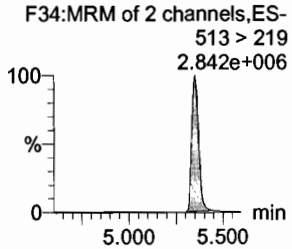

8:2 FTS

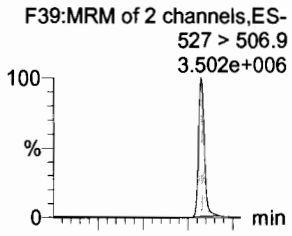

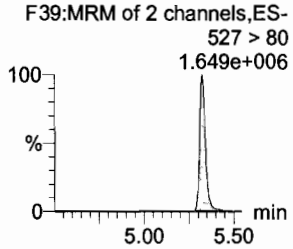

N-MeFOSAA

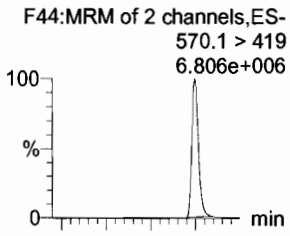

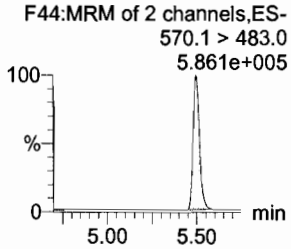

N-EtFOSAA

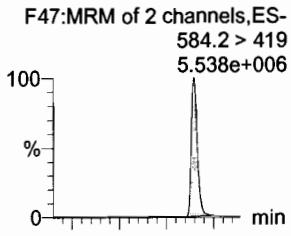

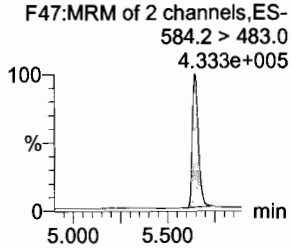

PFUdA

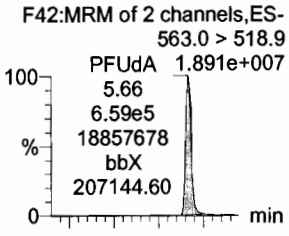

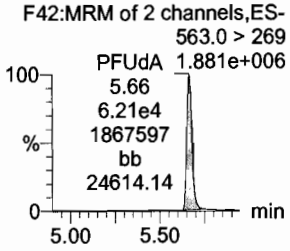

PFDS

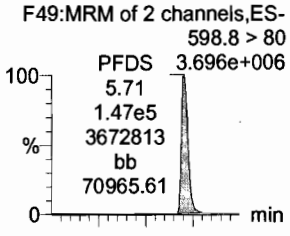

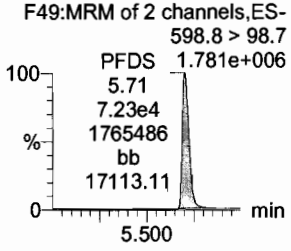

13C2-PFDA

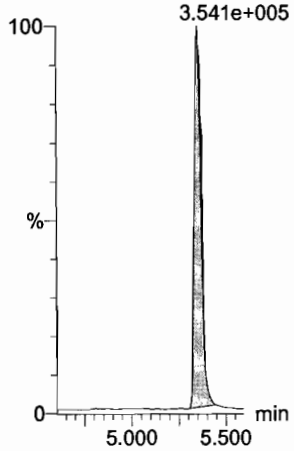

13C2-8:2 FTS

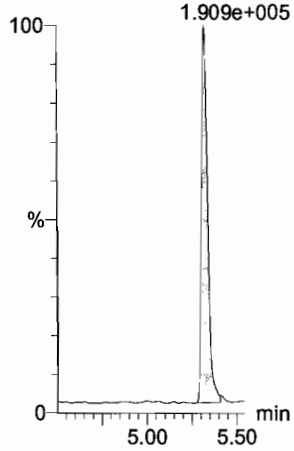

d3-N-MeFOSAA

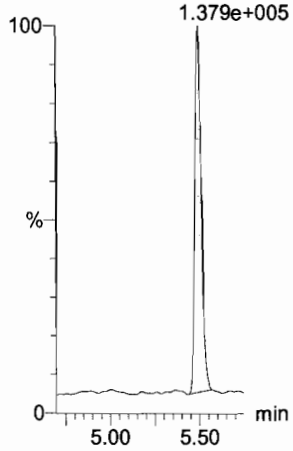

d5-N-EtFOSAA



13C2-PFUdA

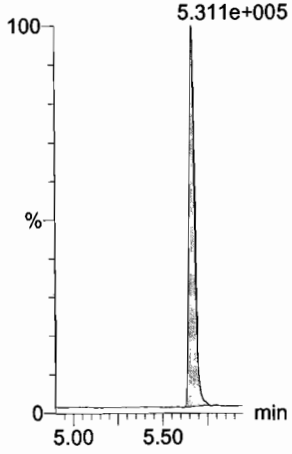

13C2-PFUdA

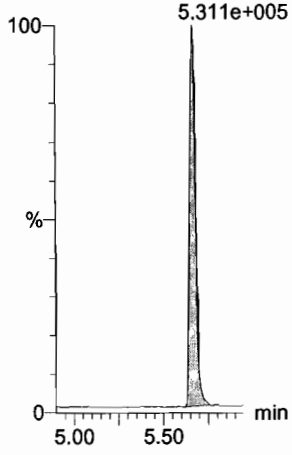

Dataset: U:\Q4.PRO\results\171220M3\171220M3-crv.qld

Last Altered: Thursday, December 21, 2017 13:42:27 Pacific Standard Time
Printed: Thursday, December 21, 2017 14:10:46 Pacific Standard Time

Name: 171220M3_11, Date: 21-Dec-2017, Time: 03:35:31, ID: ST171220M3-10 PFC CS7 17L2003, Description: PFC CS7 17L2003

PFDoA

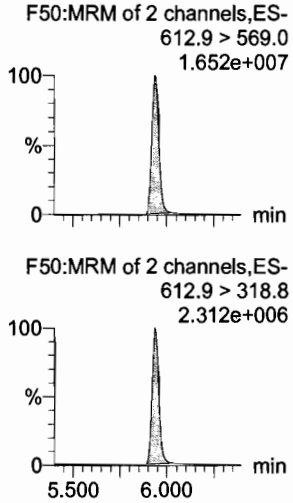

N-MeFOSA

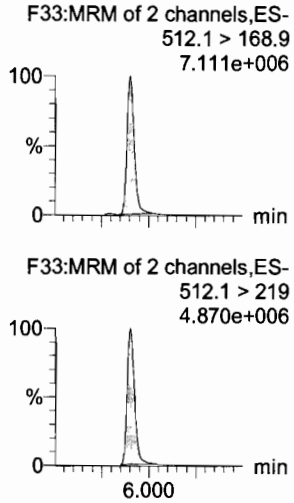

PFTrDA

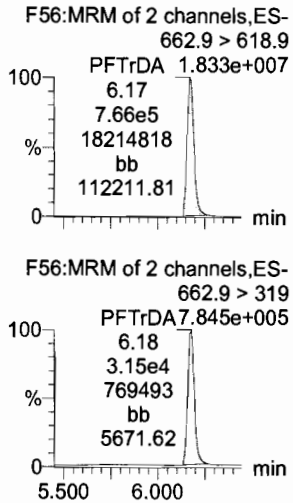

PFTeDA

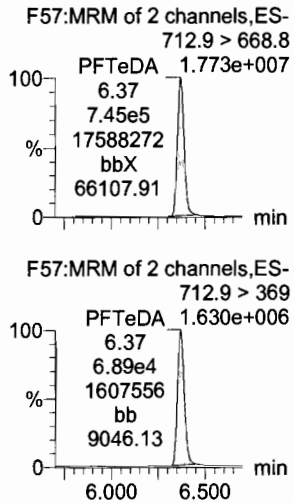

N-EtFOSA

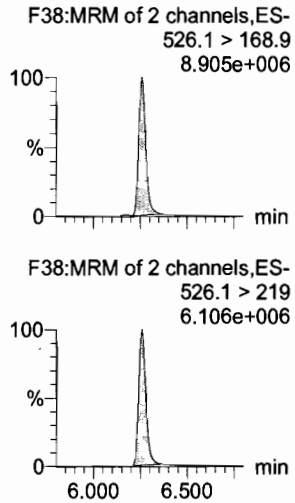

PFHxDA

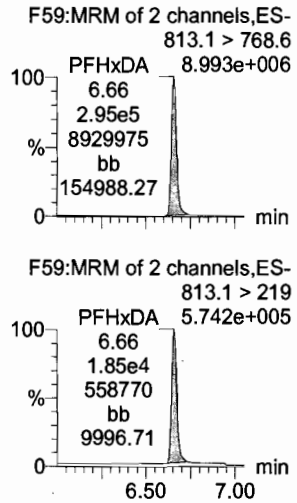

13C2-PFDoA

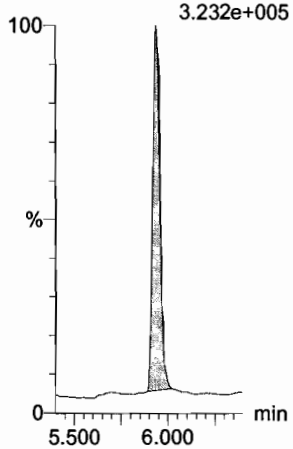

d3-N-MeFOSA

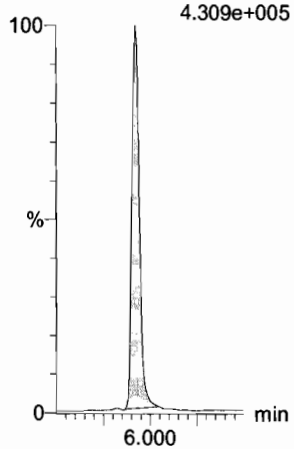

13C2-PFTeDA

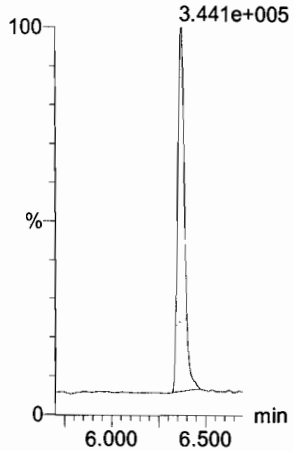

13C2-PFTeDA



d5-N-ETFOSA



13C2-PFHxDA

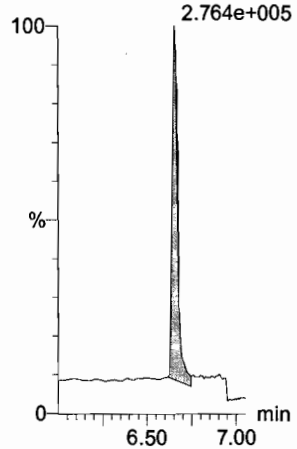

Dataset: U:\Q4.PRO\results\171220M3\171220M3-crv.qld

Last Altered: Thursday, December 21, 2017 13:42:27 Pacific Standard Time
Printed: Thursday, December 21, 2017 14:10:46 Pacific Standard Time

Name: 171220M3_11, Date: 21-Dec-2017, Time: 03:35:31, ID: ST171220M3-10 PFC CS7 17L2003, Description: PFC CS7 17L2003

PFODA



N-MeFOSE

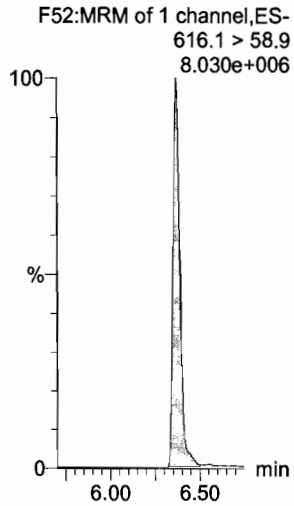

N-EtFOSE



13C4-PFBA

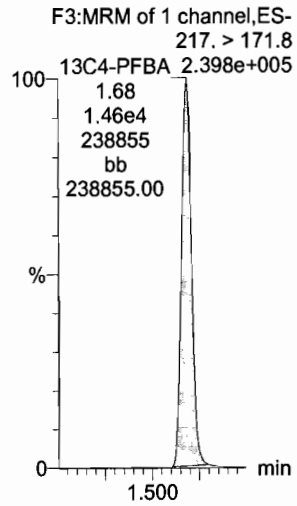

13C5-PFHxA

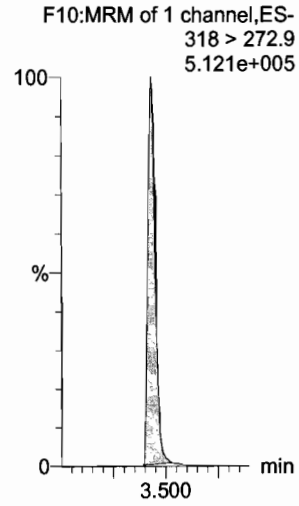

13C3-PFHxS

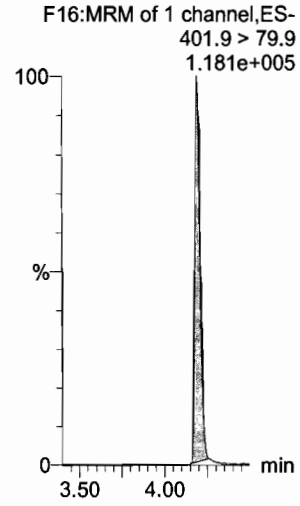

13C2-PFHxDA

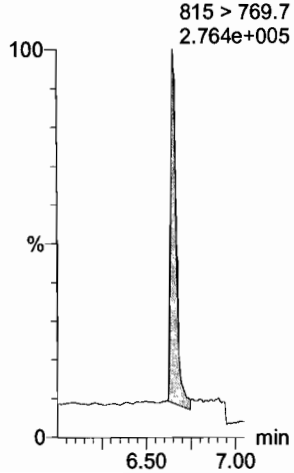

d7-N-MeFOSE

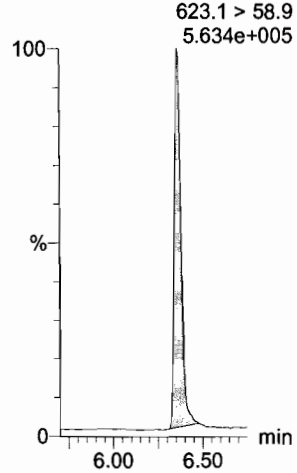

d9-N-EtFOSE

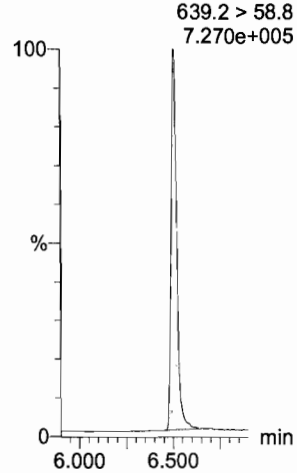

13C8-PFOA

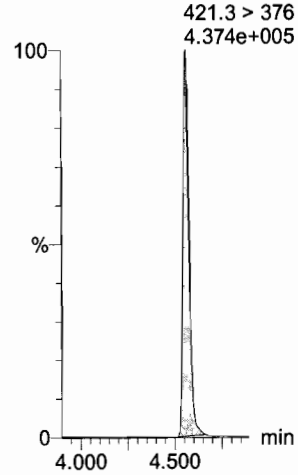

13C9-PFNA

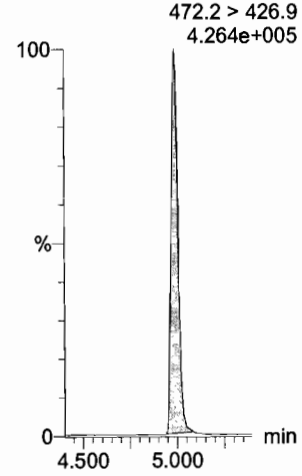

13C4-PFOS

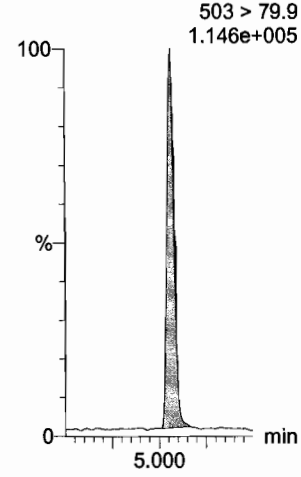

Dataset: U:\Q4.PRO\results\171220M3\171220M3-crv.qld

Last Altered: Thursday, December 21, 2017 13:42:27 Pacific Standard Time
Printed: Thursday, December 21, 2017 14:10:46 Pacific Standard Time

Name: 171220M3_11, Date: 21-Dec-2017, Time: 03:35:31, ID: ST171220M3-10 PFC CS7 17L2003, Description: PFC CS7 17L2003

13C6-PFDA

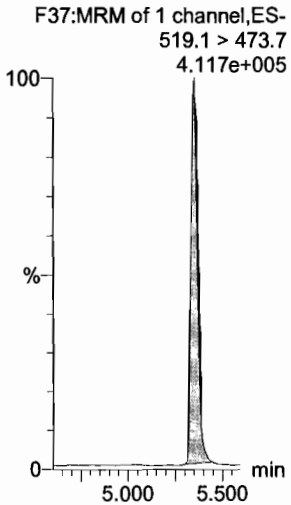

13C7-PFUdA

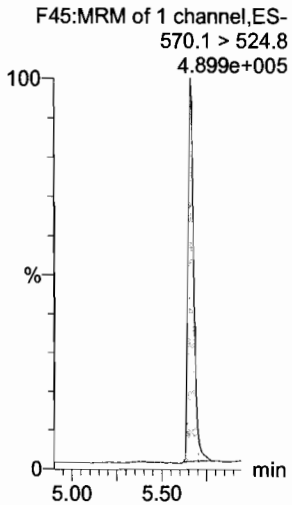

Quantify Sample Summary Report **MassLynx MassLynx V4.1 SCN945 SCN960**

(A) No SS available

Dataset: U:\Q4.PRO\results\171220M3\171220M3-13.qld

Last Altered: Thursday, December 21, 2017 14:45:58 Pacific Standard Time
Printed: Thursday, December 21, 2017 14:56:08 Pacific Standard Time

Method: U:\Q4.PRO\MethDB\PFAS_FULL_80C_122017.mdb 21 Dec 2017 14:45:00
Calibration: U:\Q4.PRO\CurveDB\C18_VAL-PFAS_Q4_12-20-17_OLDRS.cdb 21 Dec 2017 13:42:26

CP 12/21/17
JA 12/21/2017

Name: 171220M3_13, Date: 21-Dec-2017, Time: 03:57:52, ID: ICV171220M3-1 PFC ICV 17K2813, Description: PFC ICV 17K2813

	#	Name	Trace	Area	IS Area	wt/vol	RRF	M...	Pred.RT	RT	Response	Conc.	%Rec	
1	1	PFBA	213.0 > 168.8	12197.7	12761.1	1.0000			1.80	1.69	11.948	11.658	116.6	70-130
2	2	PFPeA	263.1 > 218.9	15119.2	17418.5	1.0000			2.67	2.67	10.850	12.688	126.9	
3	3	PFBS	299.0 > 79.7	3734.6	2073.9	1.0000			3.05	2.93	22.510	11.594	115.9	
4	4	PFHxA	313.2 > 268.9	20713.6	6628.7	1.0000			3.55	3.43	15.624	12.482	124.8	
5	5	PFHpA	363.0 > 318.9	14934.9	13208.9	1.0000			4.18	4.05	14.133	11.167	111.7	
6	6	L-PFHxS	398.9 > 79.6	2904.4	1666.8	1.0000			4.30	4.19	21.781	11.942	119.4	
7	8	6:2 FTS	427.1 > 407	3737.6	4964.8	1.0000			4.63	4.51	9.410	11.635	116.3	
8	9	L-PFOA	413 > 368.7	18073.6	19153.1	1.0000			4.68	4.56	11.795	12.853	128.5	
9	11	PFHpS	449 > 80.0	3651.1	19153.1	1.0000			4.78	4.66	2.383	11.211	112.1	
10	12	PFNA	463.0 > 418.8	18763.4	13778.1	1.0000			5.10	4.99	17.023	11.353	113.5	
11	13	PFOSA	498.1 > 77.8	4416.2	4700.6	1.0000			4.81	5.04	11.744	12.665	126.6	
12	14	L-PFOS	499 > 79.9	4046.1	5195.5	1.0000			5.10	5.06	9.735	9.846	98.5	
13	16	PFDA	513 > 468.8	17739.7	14267.0	1.0000			5.47	5.35	15.543	12.525	125.2	
14	17	8:2 FTS	527 > 506.9	4001.0	2830.5	1.0000			5.44	5.32	17.669	12.410	124.1	
15	18	N-MeFOSAA	570.1 > 419	10602.2	5524.2	1.0000			5.60	5.50	23.990	12.260	122.6	
16	19	N-EtFOSAA	584.2 > 419	7354.0	6854.4	1.0000			5.76	5.65	13.411	12.052	120.5	
17	20	PFUdA	563.0 > 518.9	18220.6	19055.0	1.0000			5.78	5.66	11.953	12.425	124.3	
18	21	PFDS	598.8 > 80	4687.1	19055.0	1.0000			5.80	5.70	3.075	14.589	145.9	
19	22	PFDoA	612.9 > 569.0	19556.1	14704.9	1.0000			6.06	5.94	16.624	12.754	127.5	
20	23	N-MeFOSA	512.1 > 168.9		21809.2	1.0000			5.80				(A)	
21	24	PFTrDA	662.9 > 618.9	18219.4	14704.9	1.0000			6.25	6.17	15.488	9.266	92.7	
22	25	PFTeDA	712.9 > 668.8	21680.1	16227.2	1.0000			6.46	6.37	16.700	12.621	126.2	
23	26	N-EtFOSA	526.1 > 168.9		32389.4	1.0000			6.30				(A)	
24	27	PFHxDA	813.1 > 768.6		7308.1	1.0000			6.75					
25	28	PFODA	913.1 > 868.8		7308.1	1.0000			6.95					
26	29	N-MeFOSE	616.1 > 58.9	65.4	28293.7	1.0000			6.30	6.59	0.347			
27	30	N-EtFOSE	630.1 > 58.9	129.1	31654.3	1.0000			6.42	6.06	0.612			
28	31	13C3-PFBA	216.1 > 171.8	12761.1	14121.4	1.0000	0.844		1.80	1.68	11.296	13.376	107.0	
29	32	13C3-PFPeA	266. > 221.8	17418.5	20697.9	1.0000	0.836		2.67	2.67	10.519	12.586	100.7	
30	33	13C3-PFBS	302. > 98.8	2073.9	20697.9	1.0000	0.101		3.05	2.93	1.252	12.399	99.2	
31	34	13C2-PFHxA	315 > 269.8	6628.7	20697.9	1.0000	0.718		3.55	3.43	4.003	5.578	111.6	

Dataset: U:\Q4.PRO\results\171220M3\171220M3-13.qld

Last Altered: Thursday, December 21, 2017 14:45:58 Pacific Standard Time
Printed: Thursday, December 21, 2017 14:56:08 Pacific Standard Time

Name: 171220M3_13, Date: 21-Dec-2017, Time: 03:57:52, ID: ICV171220M3-1 PFC ICV 17K2813, Description: PFC ICV 17K2813

	#	Name	Trace	Area	IS Area	wt/vol	RRF	M...	Pred.RT	RT	Response	Conc.	%Rec
32	35	13C4-PFHpA	367.2 > 321.8	13208.9	20697.9	1.0000	0.557		4.18	4.05	7.977	14.324	114.6
33	36	18O2-PFHxS	403.0 > 102.6	1666.8	4011.6	1.0000	0.415		4.30	4.19	5.194	12.511	100.1
34	37	13C2-6:2 FTS	429.1 > 408.9	4964.8	13834.9	1.0000	0.371		4.63	4.51	4.486	12.085	96.7
35	38	13C2-PFOA	414.9 > 369.7	19153.1	13834.9	1.0000	1.263		4.68	4.56	17.305	13.697	109.6
36	39	13C5-PFNA	468.2 > 422.9	13778.1	18224.6	1.0000	0.858		5.10	4.98	9.450	11.014	88.1
37	40	13C8-PFOSA	506.1 > 77.7	4700.6	19967.9	1.0000	0.258		4.81	5.04	2.943	11.402	91.2
38	41	13C8-PFOS	507.0 > 79.9	5195.5	5044.1	1.0000	0.939		5.20	5.06	12.875	13.714	109.7
39	42	13C2-PFDA	515.1 > 469.9	14267.0	13853.0	1.0000	1.033		5.47	5.35	12.874	12.464	99.7
40	43	13C2-8:2 FTS	529.1 > 508.7	2830.5	20697.9	1.0000	0.151		5.44	5.32	1.709	11.322	90.6
41	44	d3-N-MeFOSAA	573.3 > 419	5524.2	19967.9	1.0000	0.302		5.60	5.49	3.458	11.432	91.5
42	45	d5-N-EtFOSAA	589.3 > 419	6854.4	19967.9	1.0000	0.364		5.60	5.64	4.291	11.790	94.3
43	46	13C2-PFUdA	565 > 519.8	19055.0	19967.9	1.0000	1.079		5.78	5.66	11.929	11.056	88.4
44	47	13C2-PFDoA	615.0 > 569.7	14704.9	19967.9	1.0000	0.808		6.05	5.94	9.205	11.397	91.2
45	48	d3-N-MeFOSA	515.2 > 168.9	21809.2	19967.9	1.0000	0.091		5.80	5.92	13.653	149.717	99.8
46	49	13C2-PFTeDA	714.8 > 669.6	16227.2	19967.9	1.0000	0.821		6.46	6.37	10.158	12.368	98.9
47	50	d5-N-ETFOSA	531.1 > 168.9	32389.4	19967.9	1.0000	0.140		6.16	6.27	20.276	145.319	96.9
48	51	13C2-PFHxDA	815 > 769.7	7308.1	19967.9	1.0000	1.018		6.75	6.66	4.575	4.496	89.9
49	52	d7-N-MeFOSE	623.1 > 58.9	28293.7	19967.9	1.0000	0.116		6.30	6.36	17.712	152.065	101.4
50	53	d9-N-EtFOSE	639.2 > 58.8	31654.3	19967.9	1.0000	0.113		6.42	6.51	19.816	175.147	116.8
51	54	13C4-PFBA	217. > 171.8	14121.4	14121.4	1.0000	1.000		1.80	1.68	12.500	12.500	100.0
52	55	13C5-PFHxA	318 > 272.9	20697.9	20697.9	1.0000	1.000		3.55	3.43	12.500	12.500	100.0
53	56	13C3-PFHxS	401.9 > 79.9	4011.6	4011.6	1.0000	1.000		4.30	4.19	12.500	12.500	100.0
54	57	13C8-PFOA	421.3 > 376	13834.9	13834.9	1.0000	1.000		4.68	4.56	12.500	12.500	100.0
55	58	13C9-PFNA	472.2 > 426.9	18224.6	18224.6	1.0000	1.000		5.10	4.98	12.500	12.500	100.0
56	59	13C4-PFOS	503 > 79.9	5044.1	5044.1	1.0000	1.000		5.20	5.06	12.500	12.500	100.0
57	60	13C6-PFDA	519.1 > 473.7	13853.0	13853.0	1.0000	1.000		5.47	5.35	12.500	12.500	100.0
58	61	13C7-PFUdA	570.1 > 524.8	19967.9	19967.9	1.0000	1.000		5.44	5.66	12.500	12.500	100.0

Vista Analytical Laboratory

Dataset: U:\Q4.PRO\results\171220M3\171220M3-13.qld

Last Altered: Thursday, December 21, 2017 14:45:58 Pacific Standard Time
Printed: Thursday, December 21, 2017 14:46:53 Pacific Standard Time

Method: U:\Q4.PRO\MethDB\PFAS_FULL_80C_122017.mdb 21 Dec 2017 14:45:00
Calibration: U:\Q4.PRO\CurveDB\C18_VAL-PFAS_Q4_12-20-17_OLDRS.cdb 21 Dec 2017 13:42:26

Name: 171220M3_13, Date: 21-Dec-2017, Time: 03:57:52, ID: ICV171220M3-1 PFC ICV 17K2813, Description: PFC ICV 17K2813

PFBA

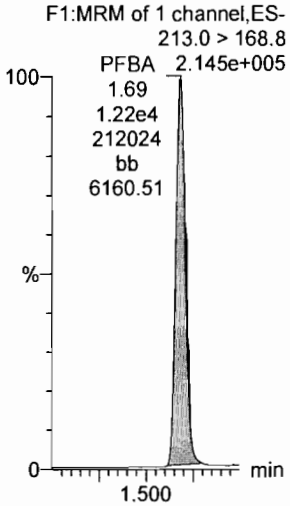

PFPeA

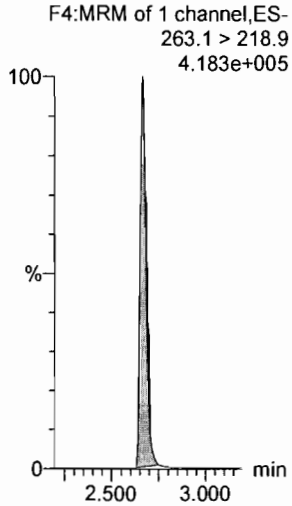

PFBS

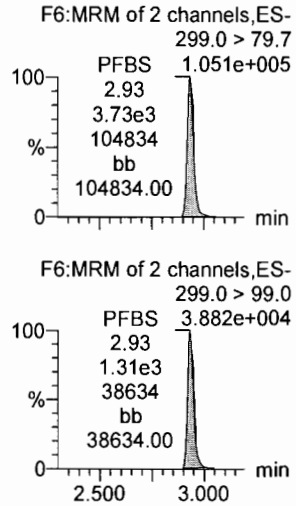

PFHxA

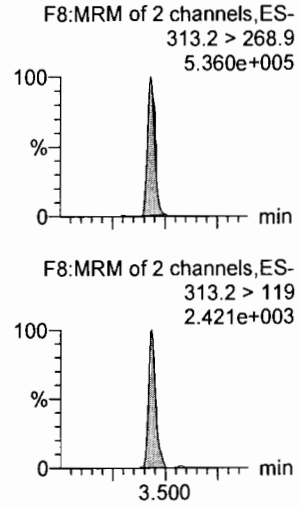

PFHpA

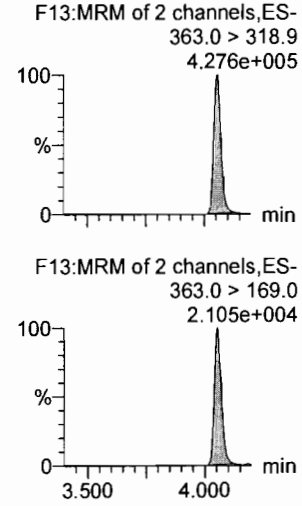

L-PFHxS

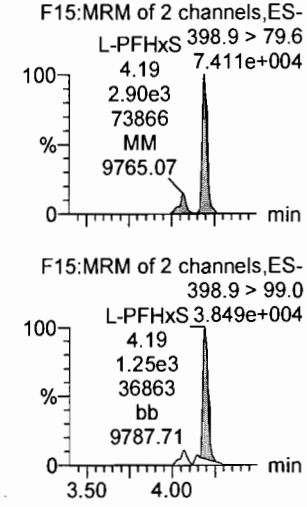

13C3-PFBA



13C3-PFPeA

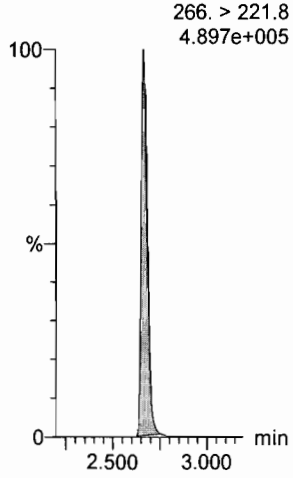

13C3-PFBS

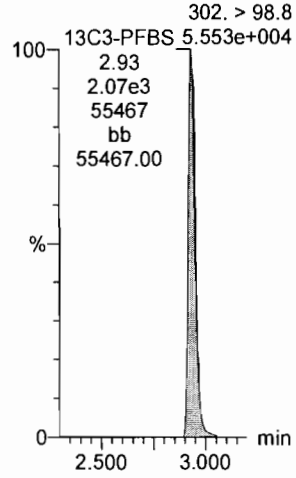

13C2-PFHxA

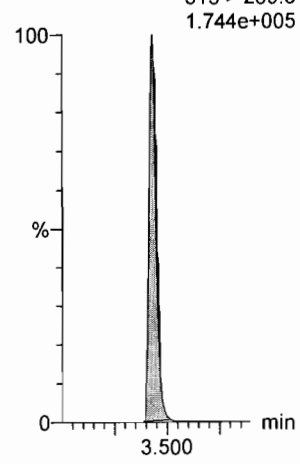

13C4-PFHpA

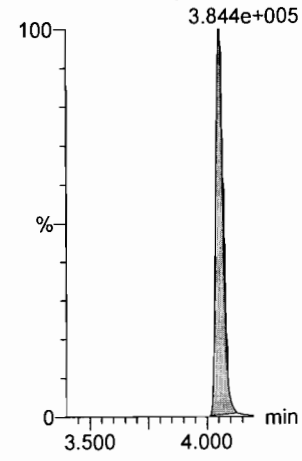

18O2-PFHxS

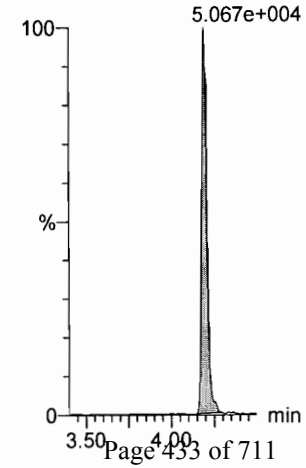

Vista Analytical Laboratory

Dataset: U:\Q4.PRO\results\171220M3\171220M3-13.qld

Last Altered: Thursday, December 21, 2017 14:45:58 Pacific Standard Time
Printed: Thursday, December 21, 2017 14:46:53 Pacific Standard Time

Name: 171220M3_13, Date: 21-Dec-2017, Time: 03:57:52, ID: ICV171220M3-1 PFC ICV 17K2813, Description: PFC ICV 17K2813

6:2 FTS

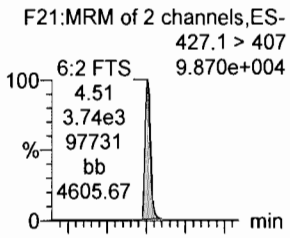

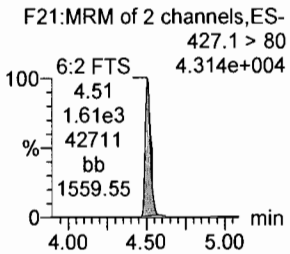

L-PFOA

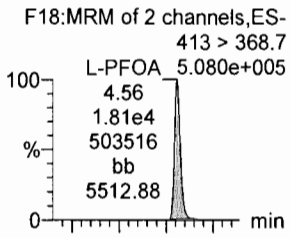

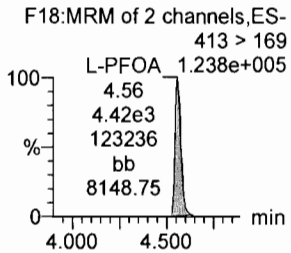

PFHpS

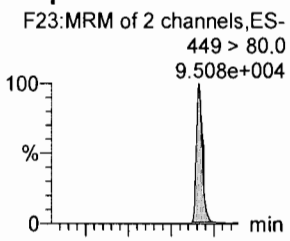

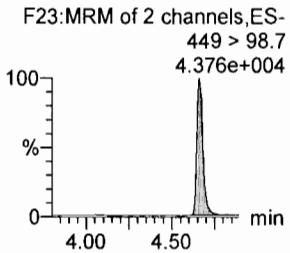

PFNA

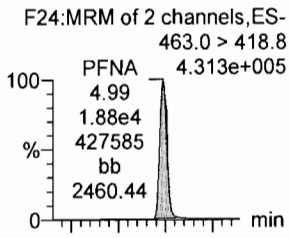

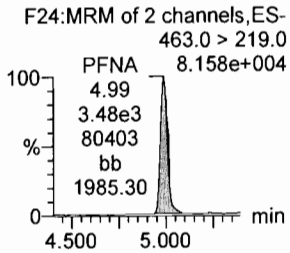

PFOSA

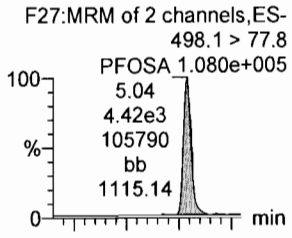

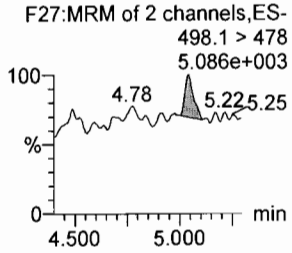

L-PFOS

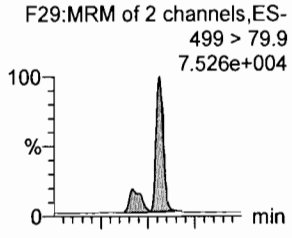

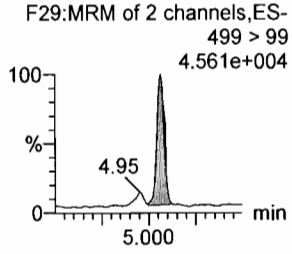

13C2-6:2 FTS

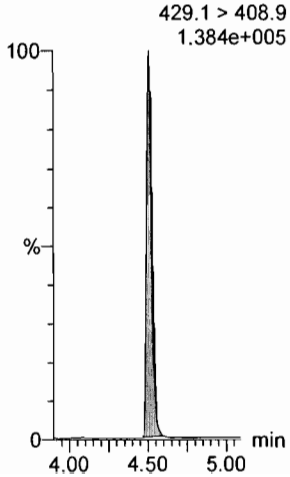

13C2-PFOA

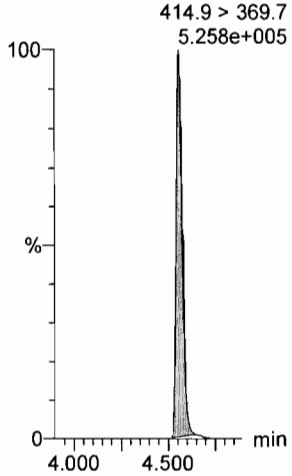

13C2-PFOA

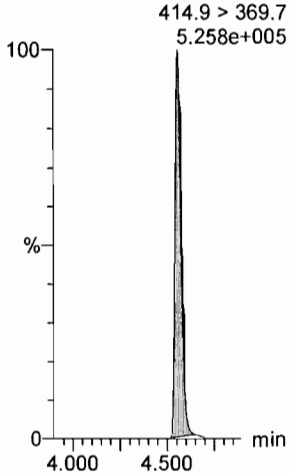

13C5-PFNA

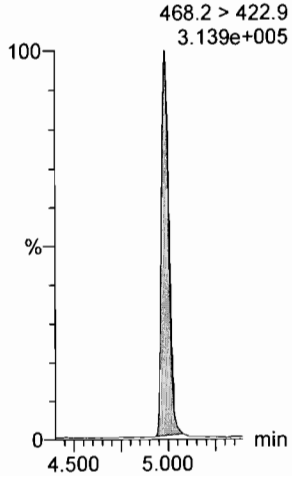

13C8-PFOSA

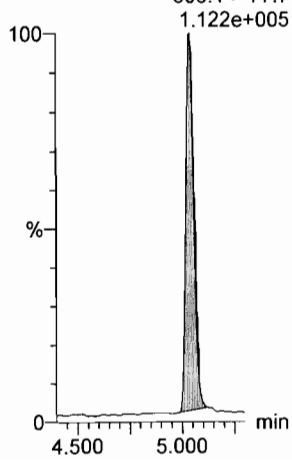

13C8-PFOS

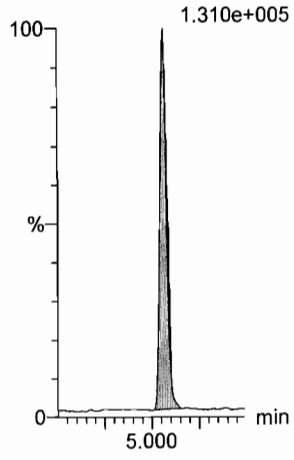

Dataset: U:\Q4.PRO\results\171220M3\171220M3-13.qld

Last Altered: Thursday, December 21, 2017 14:45:58 Pacific Standard Time
Printed: Thursday, December 21, 2017 14:46:53 Pacific Standard Time

Name: 171220M3_13, Date: 21-Dec-2017, Time: 03:57:52, ID: ICV171220M3-1 PFC ICV 17K2813, Description: PFC ICV 17K2813

PFDA

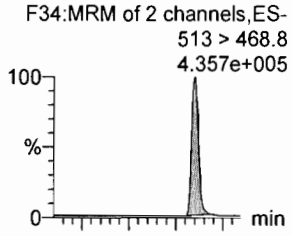

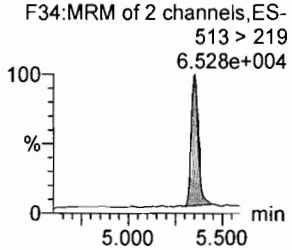

8:2 FTS

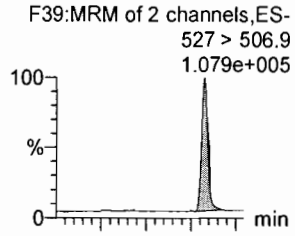

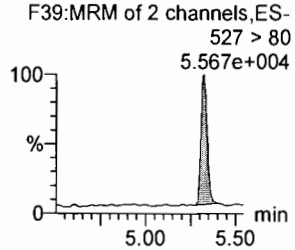

N-MeFOSAA

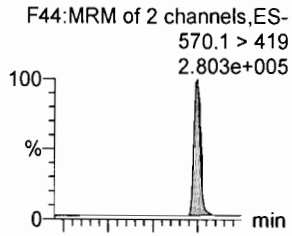

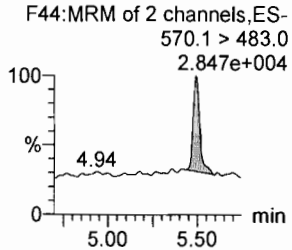

N-EtFOSAA

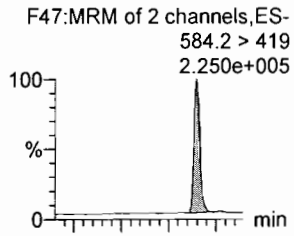

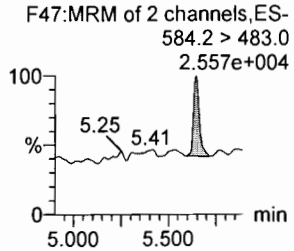

PFUdA

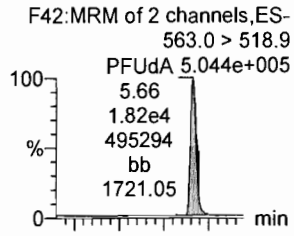

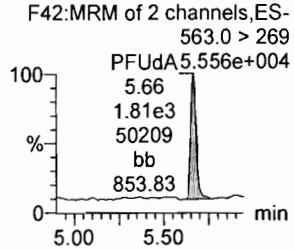

PFDS

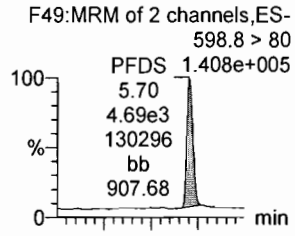

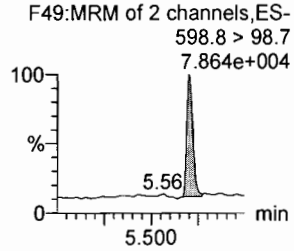

13C2-PFDA

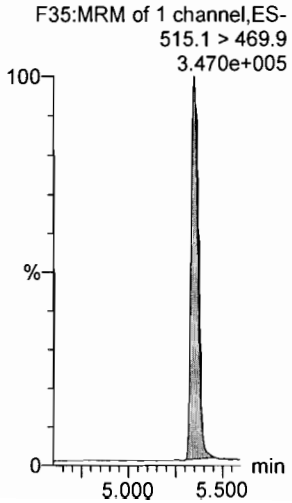

13C2-8:2 FTS

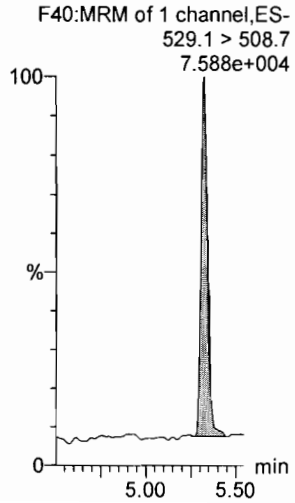

d3-N-MeFOSAA

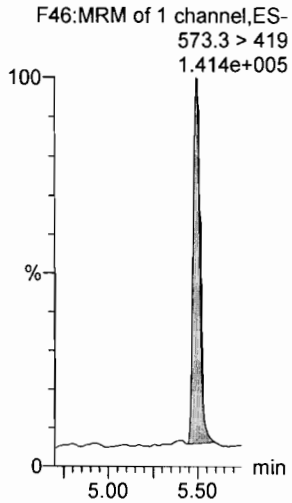

d5-N-EtFOSAA

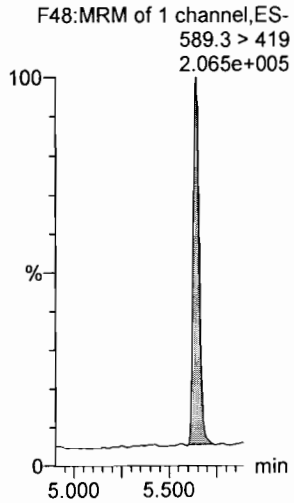

13C2-PFUdA

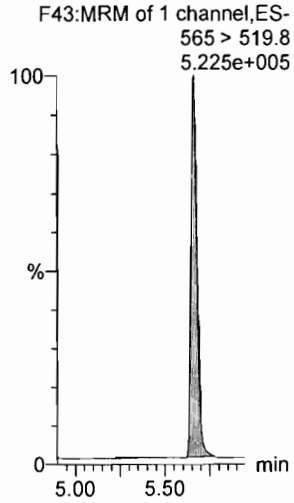

13C2-PFUdA

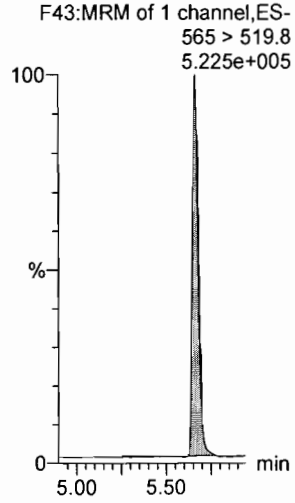

Dataset: U:\Q4.PRO\results\171220M3\171220M3-13.qld

Last Altered: Thursday, December 21, 2017 14:45:58 Pacific Standard Time
Printed: Thursday, December 21, 2017 14:46:53 Pacific Standard Time

Name: 171220M3_13, Date: 21-Dec-2017, Time: 03:57:52, ID: ICV171220M3-1 PFC ICV 17K2813, Description: PFC ICV 17K2813

PFDoA

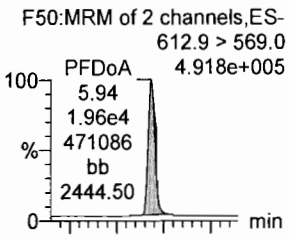

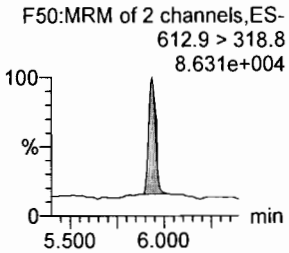

N-MeFOSA

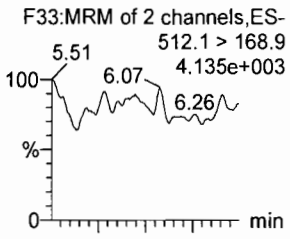

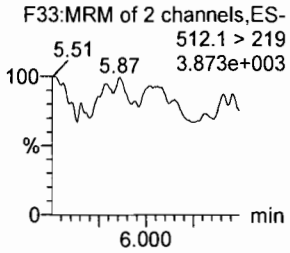

PFTrDA

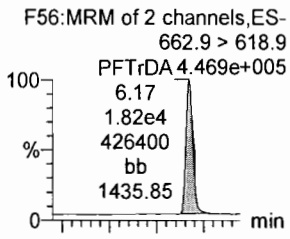

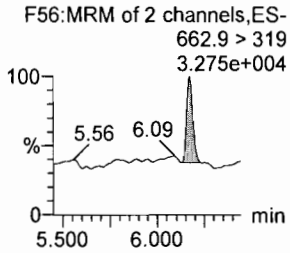

PFTeDA

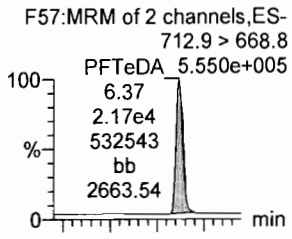

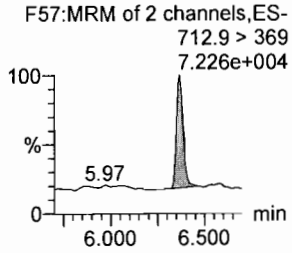

N-EtFOSA

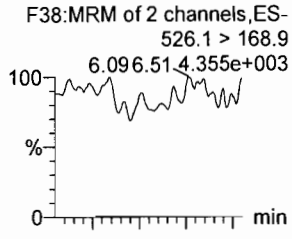

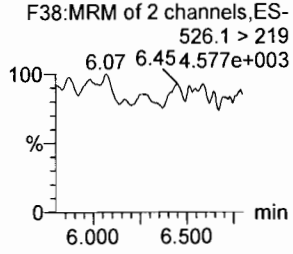

PFHxDA

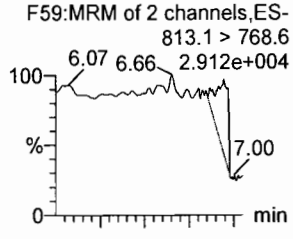

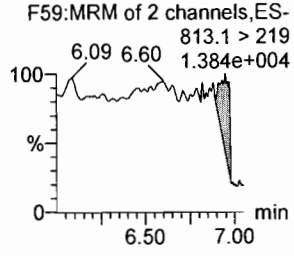

13C2-PFDoA

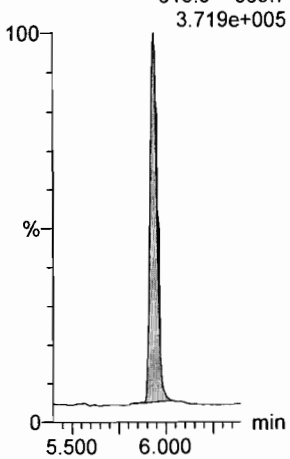

d3-N-MeFOSA

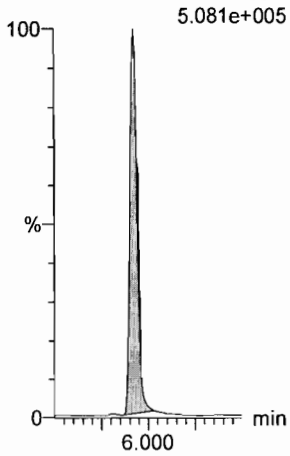

13C2-PFTeDA

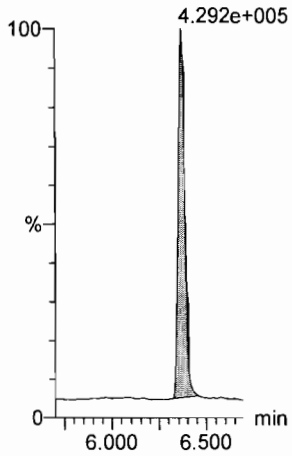

13C2-PFTeDA

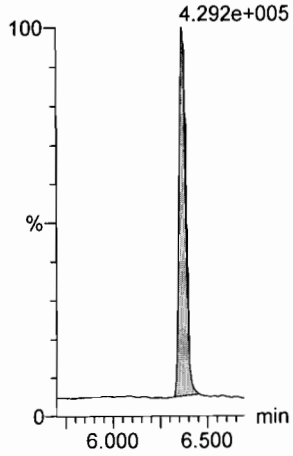

d5-N-ETFOSA

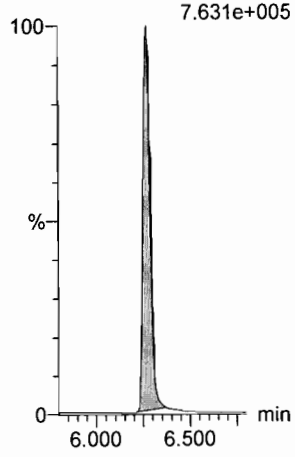

13C2-PFHxDA

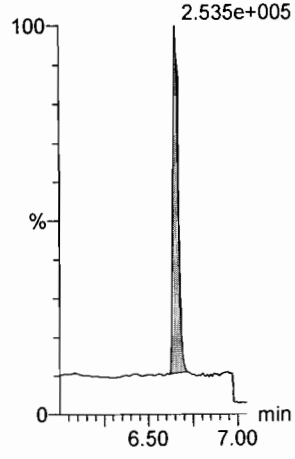

Vista Analytical Laboratory

Dataset: U:\Q4.PRO\results\171220M3\171220M3-13.qld

Last Altered: Thursday, December 21, 2017 14:45:58 Pacific Standard Time
Printed: Thursday, December 21, 2017 14:46:53 Pacific Standard Time

Name: 171220M3_13, Date: 21-Dec-2017, Time: 03:57:52, ID: ICV171220M3-1 PFC ICV 17K2813, Description: PFC ICV 17K2813

PFODA

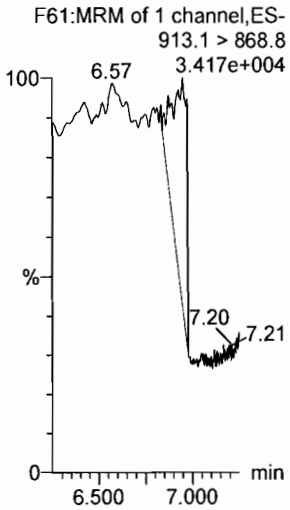

N-MeFOSE

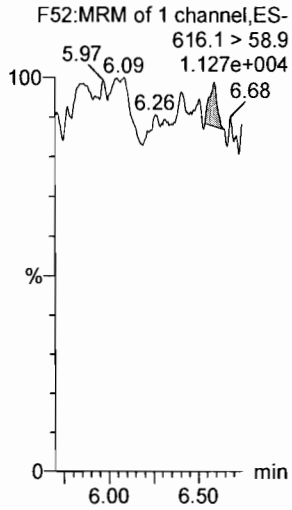

N-EtFOSE

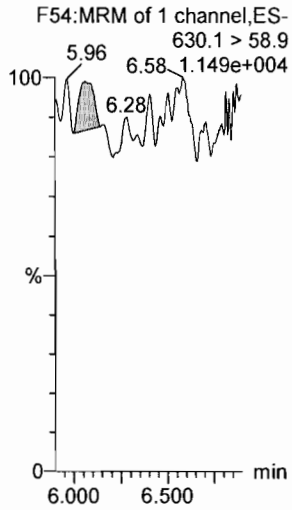

13C4-PFBA

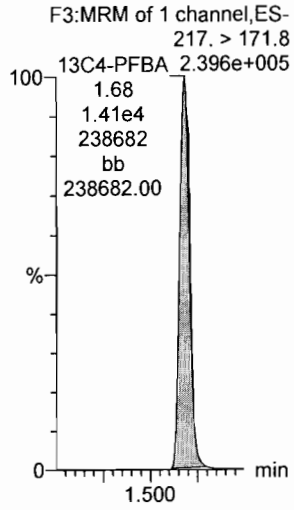

13C5-PFHxA

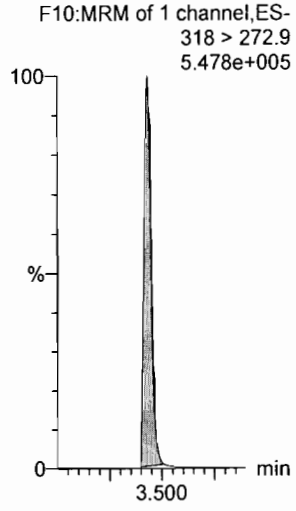

13C4-PFOS

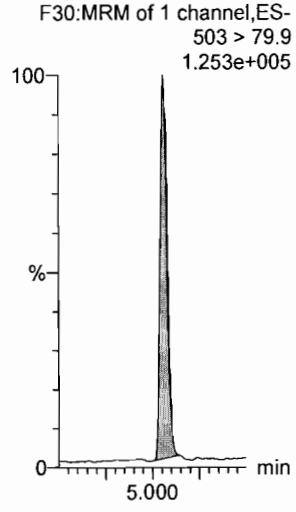

13C2-PFHxDA

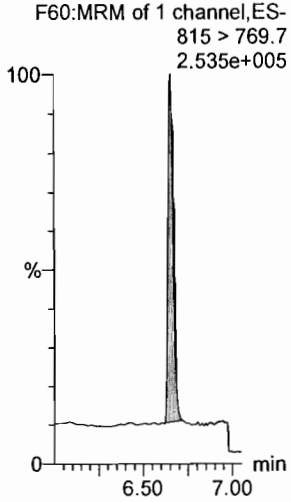

d7-N-MeFOSE

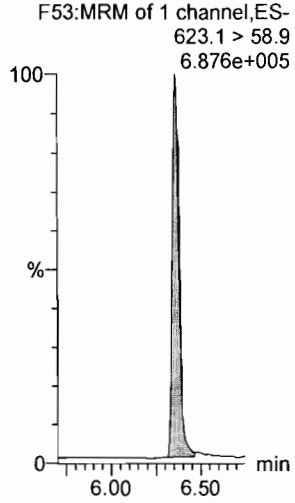

d9-N-EtFOSE

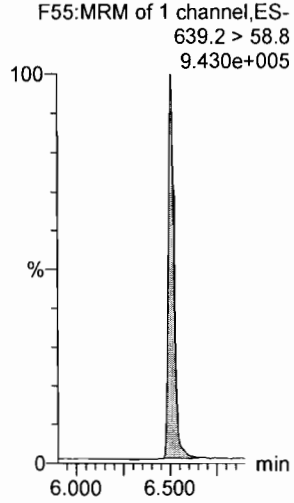

13C3-PFHxS

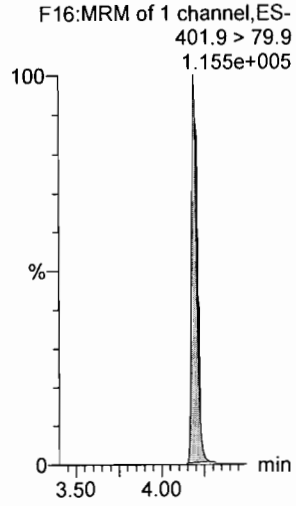

13C8-PFOA

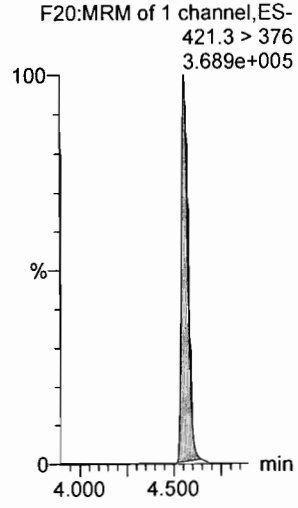

13C9-PFNA

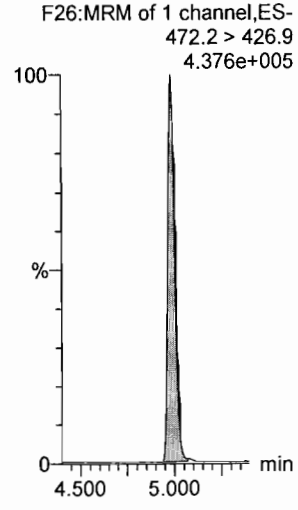

Dataset: U:\Q4.PRO\results\171220M3\171220M3-13.qld

Last Altered: Thursday, December 21, 2017 14:45:58 Pacific Standard Time
Printed: Thursday, December 21, 2017 14:46:53 Pacific Standard Time

Name: 171220M3_13, Date: 21-Dec-2017, Time: 03:57:52, ID: ICV171220M3-1 PFC ICV 17K2813, Description: PFC ICV 17K2813

13C6-PFDA

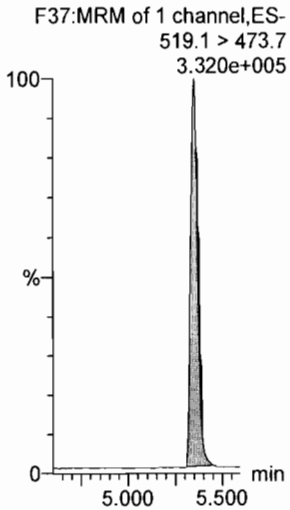

13C7-PFUdA

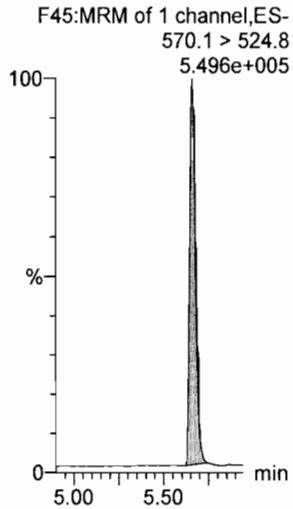

Vista Analytical Laboratory

Dataset: U:\Q4.PRO\results\171220M3\171220M3-12.qld

Last Altered: Thursday, December 21, 2017 14:39:38 Pacific Standard Time
Printed: Thursday, December 21, 2017 14:41:31 Pacific Standard Time

Method: U:\Q4.PRO\MethDB\PFAS_FULL_80C_122017.mdb 20 Dec 2017 15:48:16
Calibration: U:\Q4.PRO\CurveDB\C18_VAL-PFAS_Q4_12-20-17_OLDRS.cdb 21 Dec 2017 13:42:26

Name: 171220M3_12, Date: 21-Dec-2017, Time: 03:46:41, ID: IPA, Description: IPA

PFBA

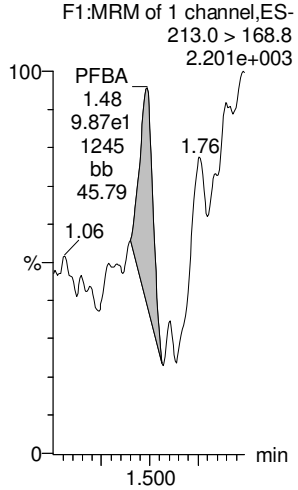

PFPeA

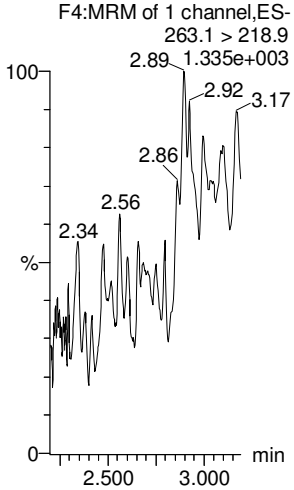

PFBS

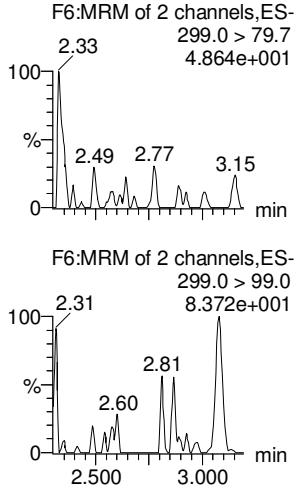

PFHxA

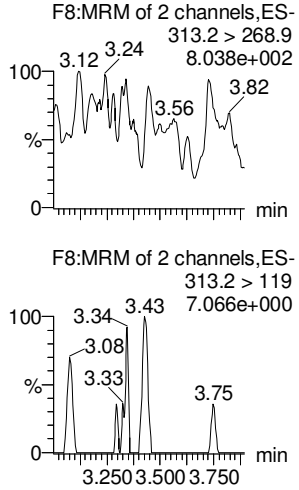

PFHpA

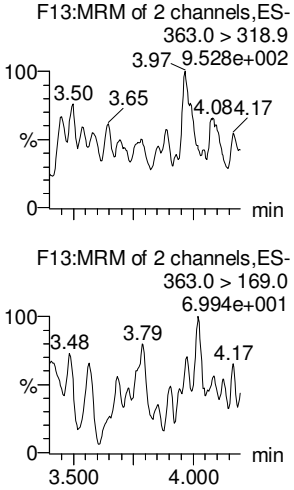

L-PFHxS

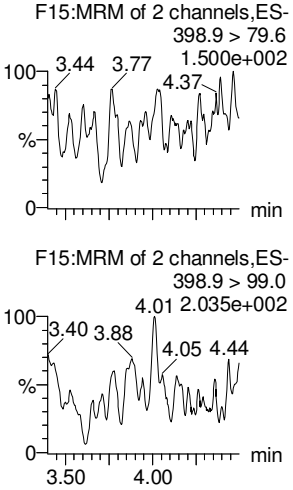

13C3-PFBA

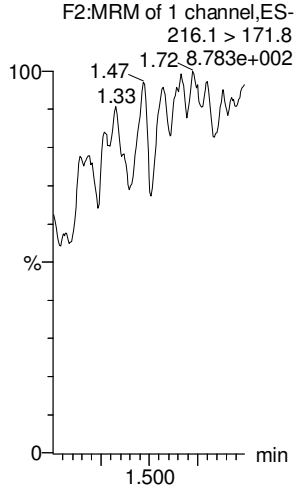

13C3-PFPeA

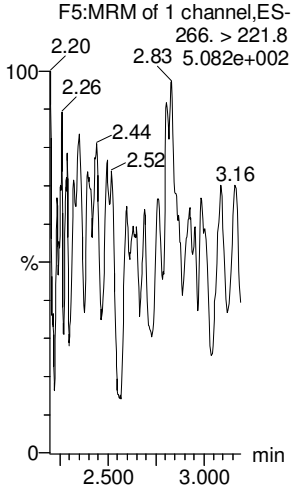

13C3-PFBS

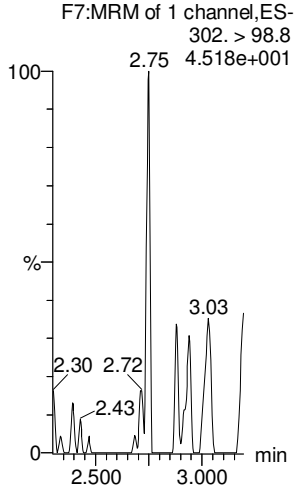

13C2-PFHxA

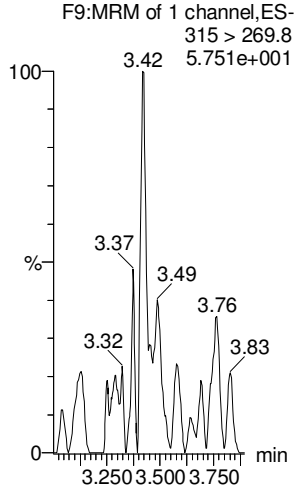

13C4-PFHpA

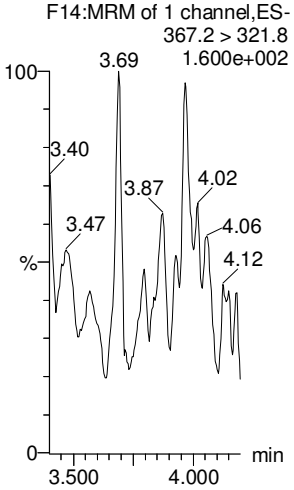

18O2-PFHxS

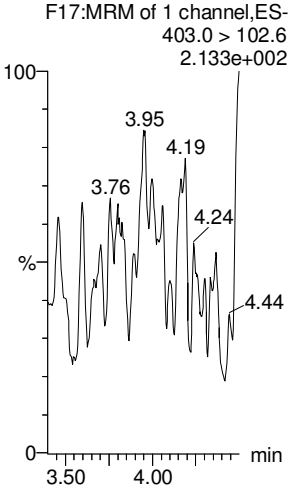

ANP 12/21/2017

Dataset: U:\Q4.PRO\results\171220M3\171220M3-12.qld

Last Altered: Thursday, December 21, 2017 14:39:38 Pacific Standard Time
Printed: Thursday, December 21, 2017 14:41:31 Pacific Standard Time

Name: 171220M3_12, Date: 21-Dec-2017, Time: 03:46:41, ID: IPA, Description: IPA

6:2 FTS

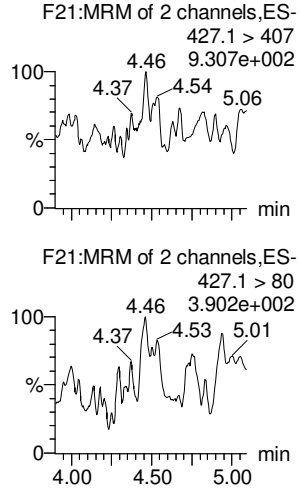

L-PFOA

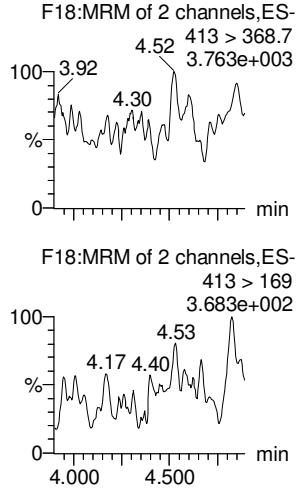

PFHpS

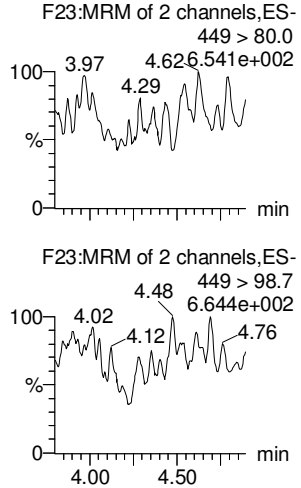

PFNA

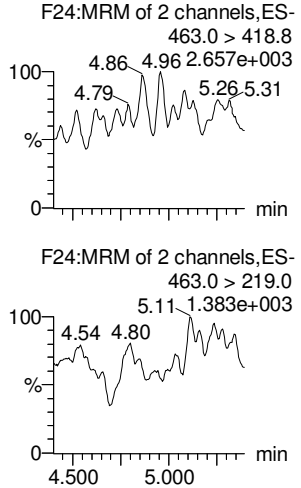

PFOSA

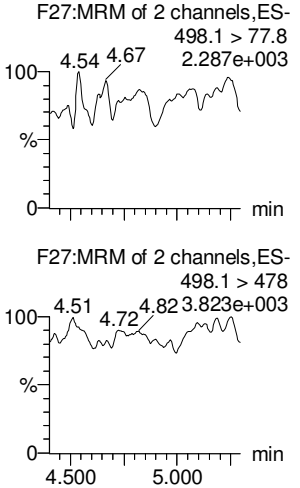

L-PFOS

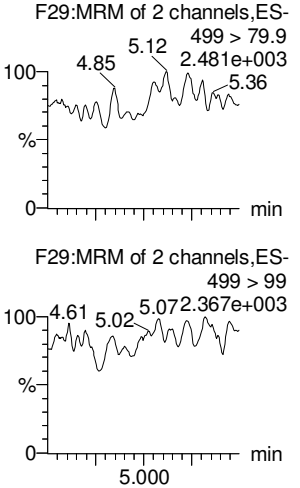

13C2-6:2 FTS

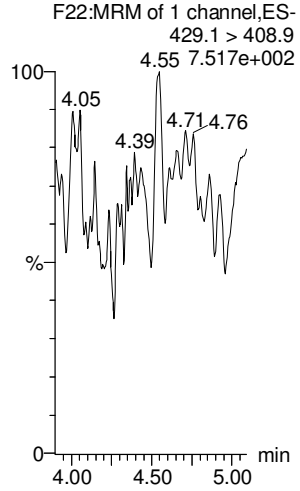

13C2-PFOA

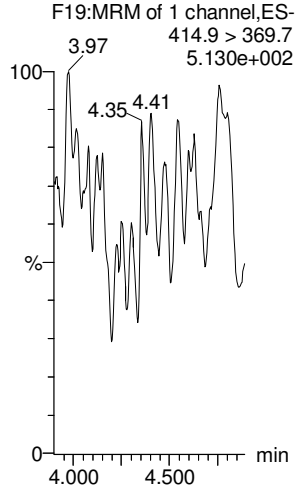

13C3-PFBS

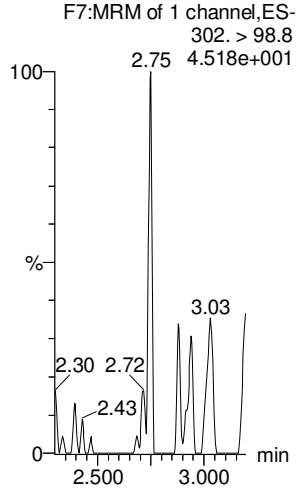

13C5-PFNA

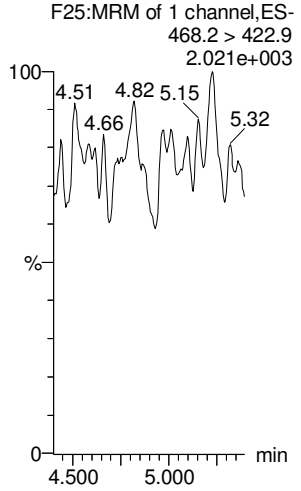

13C8-PFOSA

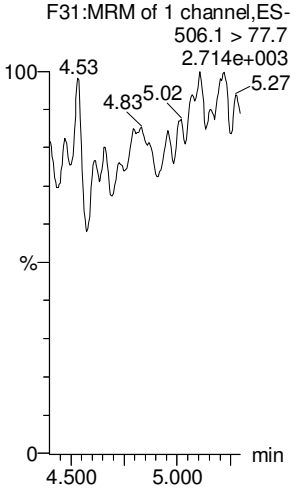

13C8-PFOS

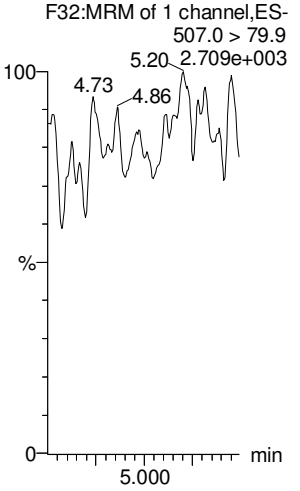

ANP 12/21/2017

Dataset: U:\Q4.PRO\results\171220M3\171220M3-12.qld

Last Altered: Thursday, December 21, 2017 14:39:38 Pacific Standard Time
Printed: Thursday, December 21, 2017 14:41:31 Pacific Standard Time

Name: 171220M3_12, Date: 21-Dec-2017, Time: 03:46:41, ID: IPA, Description: IPA

PFDA

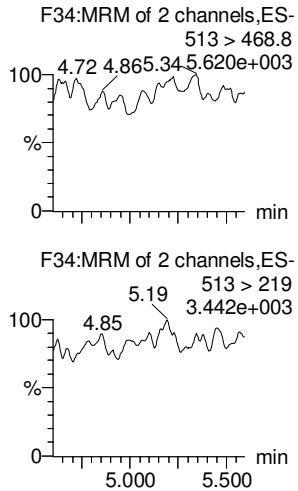

8:2 FTS

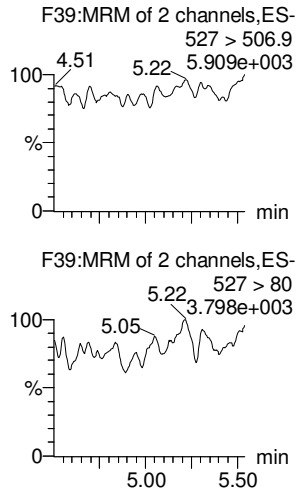

N-MeFOSAA

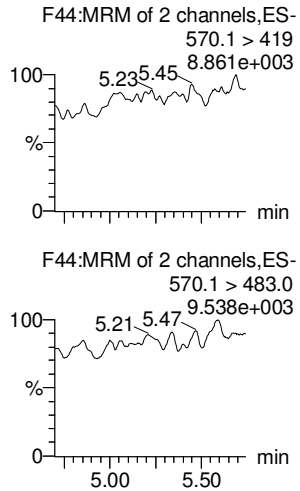

N-EtFOSAA

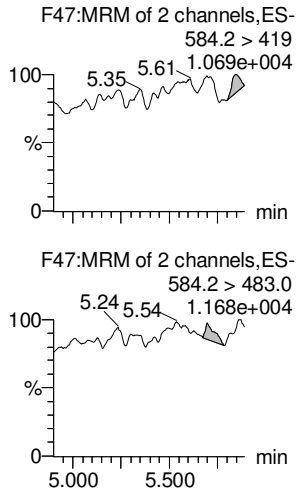

PFUdA

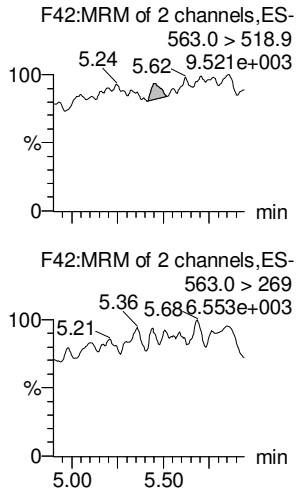

PFDS

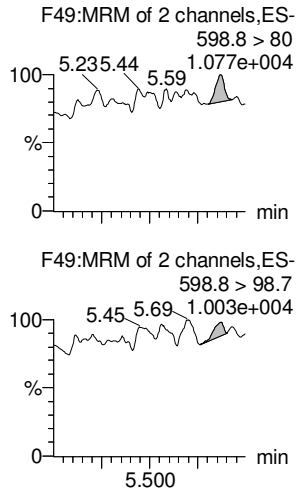

13C2-PFDA

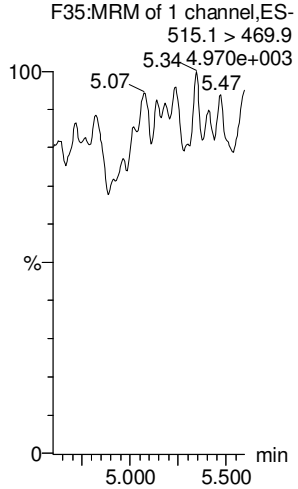

13C2-8:2 FTS

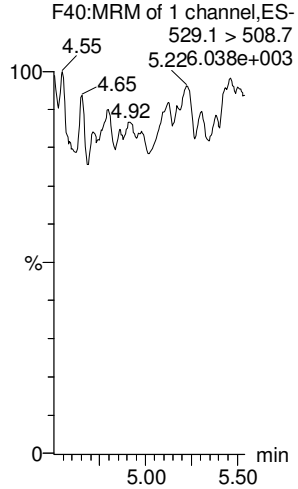

d3-N-MeFOSAA

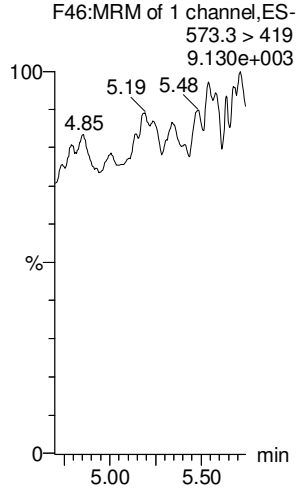

d5-N-EtFOSAA

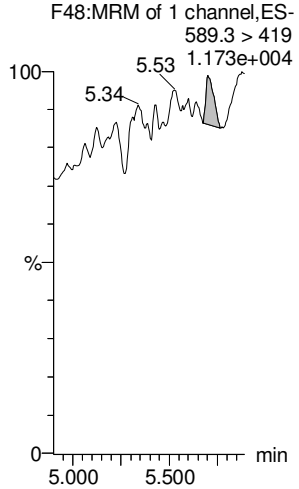

13C2-PFUdA

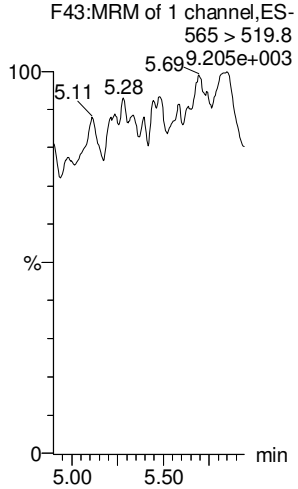

13C2-PFUdA

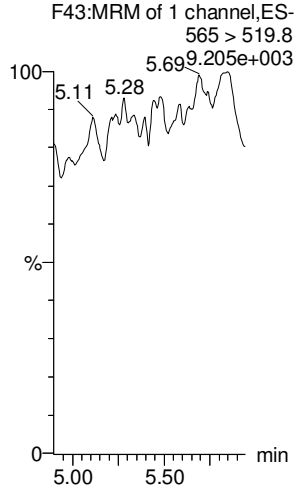

ANP 12/21/2017

Dataset: U:\Q4.PRO\results\171220M3\171220M3-12.qld

Last Altered: Thursday, December 21, 2017 14:39:38 Pacific Standard Time
Printed: Thursday, December 21, 2017 14:41:31 Pacific Standard Time

Name: 171220M3_12, Date: 21-Dec-2017, Time: 03:46:41, ID: IPA, Description: IPA

PFDoA

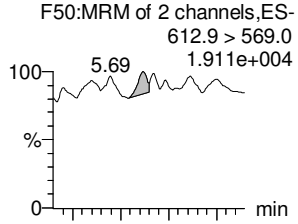

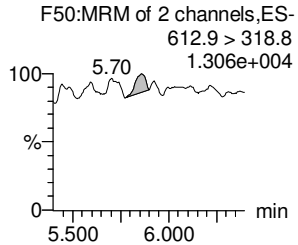

N-MeFOSA

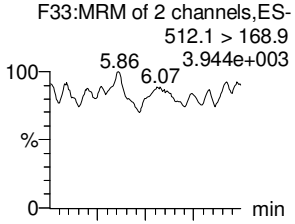

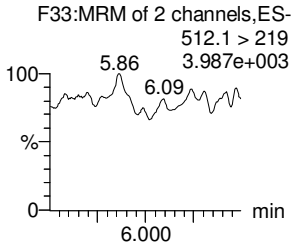

PFTrDA

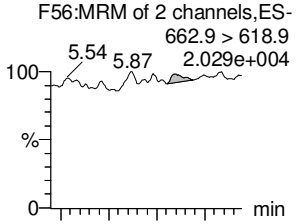

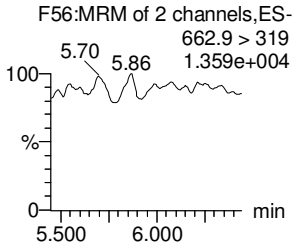

PFTeDA

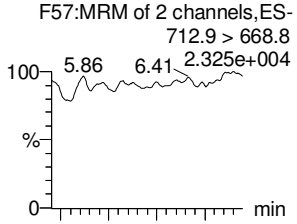

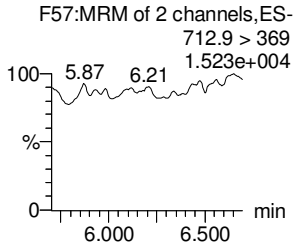

N-EtFOSA

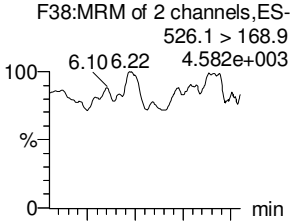

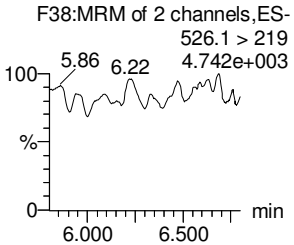

PFHxDA

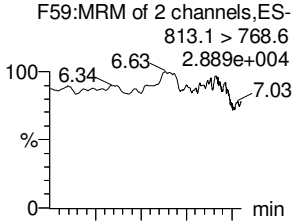

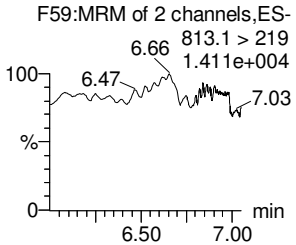

13C2-PFDoA

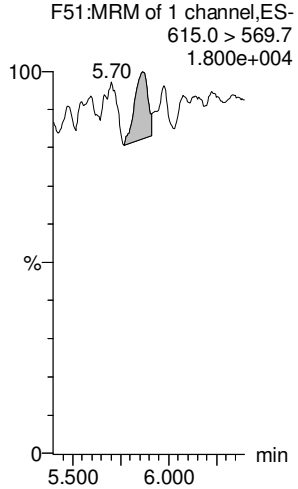

d3-N-MeFOSA

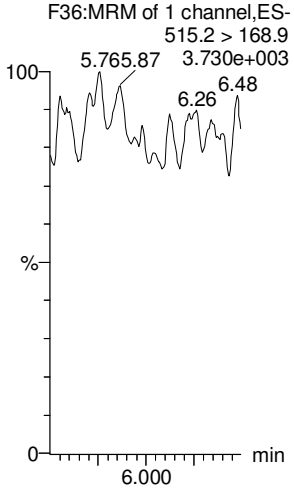

13C2-PFTeDA

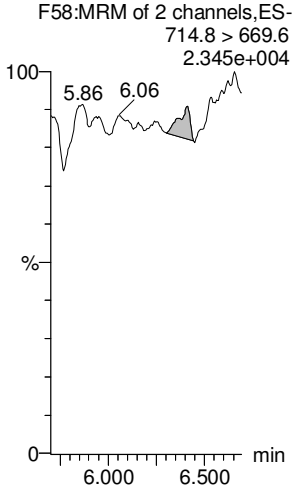

13C2-PFTeDA

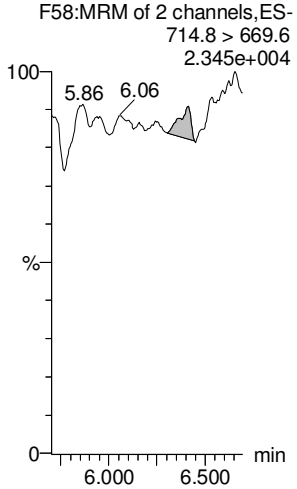

d5-N-ETFOSA

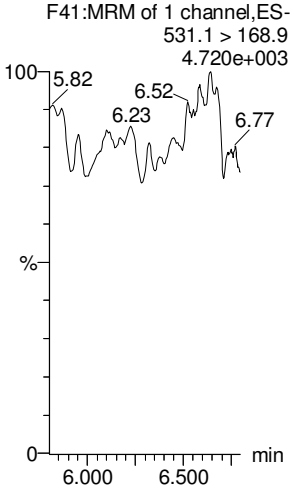

13C2-PFHxDA

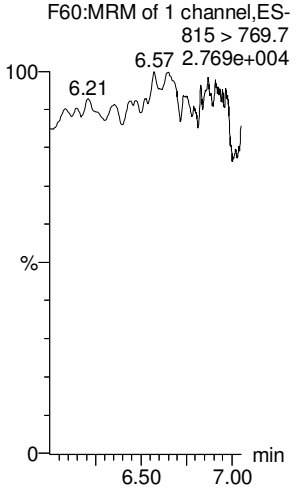

ANP 12/21/2017

Vista Analytical Laboratory

Dataset: U:\Q4.PRO\results\171220M3\171220M3-12.qld

Last Altered: Thursday, December 21, 2017 14:39:38 Pacific Standard Time
Printed: Thursday, December 21, 2017 14:41:31 Pacific Standard Time

Name: 171220M3_12, Date: 21-Dec-2017, Time: 03:46:41, ID: IPA, Description: IPA

PFODA
F61:MRM of 1 channel,ES-
913.1 > 868.8
3.543e+004

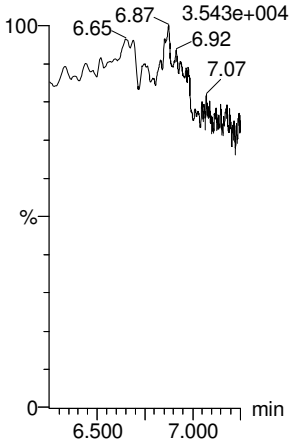

N-MeFOSE
F52:MRM of 1 channel,ES-
616.1 > 58.9
1.174e+004

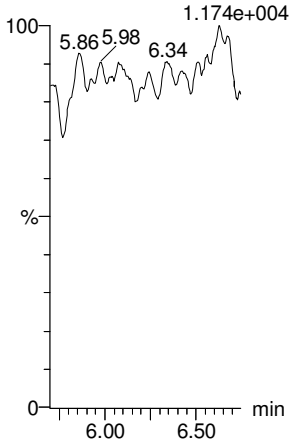

N-EtFOSE
F54:MRM of 1 channel,ES-
630.1 > 58.9
1.264e+004

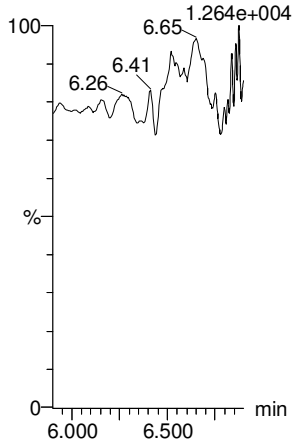

13C4-PFBA
F3:MRM of 1 channel,ES-
217. > 171.8
5.926e+001

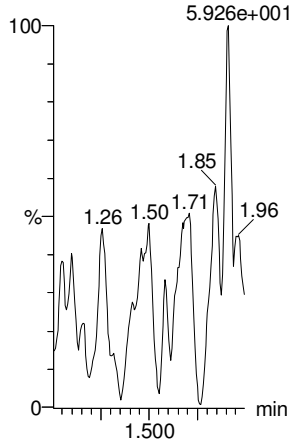

13C5-PFHxA
F10:MRM of 1 channel,ES-
318 > 272.9
1.574e+002

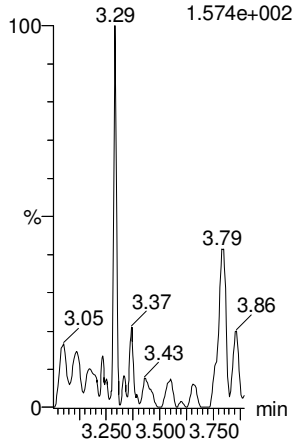

13C3-PFHxS
F16:MRM of 1 channel,ES-
401.9 > 79.9
1.833e+002

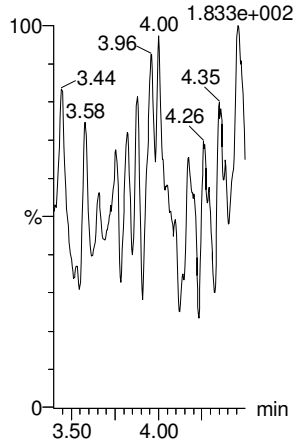

13C2-PFHxDA
F60:MRM of 1 channel,ES-
815 > 769.7
2.769e+004

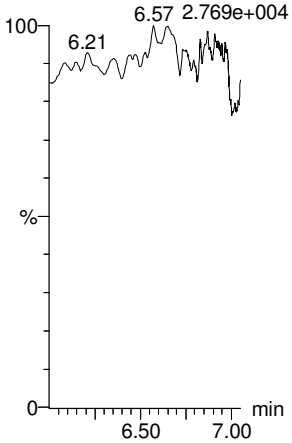

d7-N-MeFOSE
F53:MRM of 1 channel,ES-
623.1 > 58.9
1.220e+004

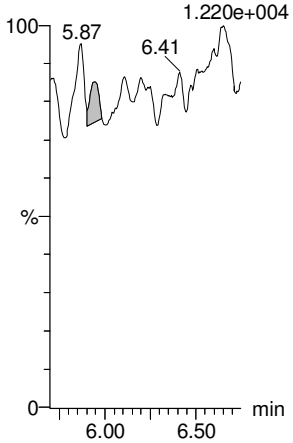

d9-N-EtFOSE
F55:MRM of 1 channel,ES-
639.2 > 58.8
1.201e+004

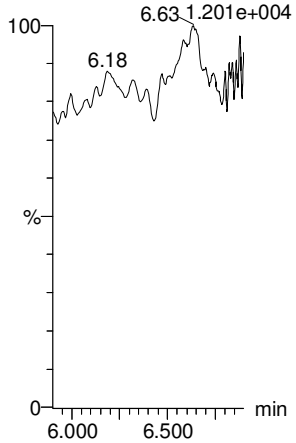

13C8-PFOA
F20:MRM of 1 channel,ES-
421.3 > 376
5.409e+002

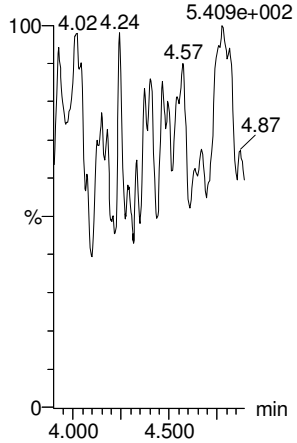

13C9-PFNA
F26:MRM of 1 channel,ES-
472.2 > 426.9
2.204e+003

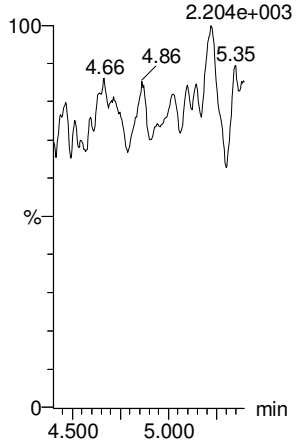

13C4-PFOS
F30:MRM of 1 channel,ES-
503 > 79.9
2.524e+003

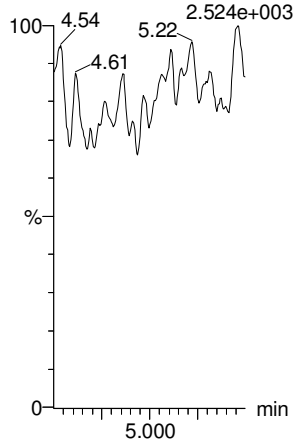

ANP 12/21/2017

Dataset: U:\Q4.PRO\results\171220M3\171220M3-12.qld

Last Altered: Thursday, December 21, 2017 14:39:38 Pacific Standard Time
Printed: Thursday, December 21, 2017 14:41:31 Pacific Standard Time

Name: 171220M3_12, Date: 21-Dec-2017, Time: 03:46:41, ID: IPA, Description: IPA

13C6-PFDA

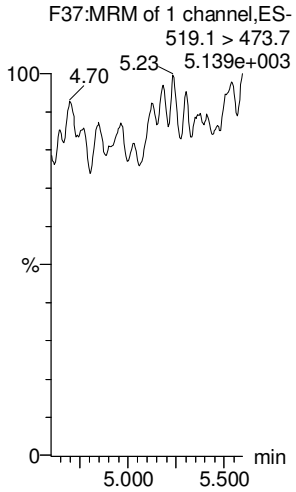

13C7-PFUdA

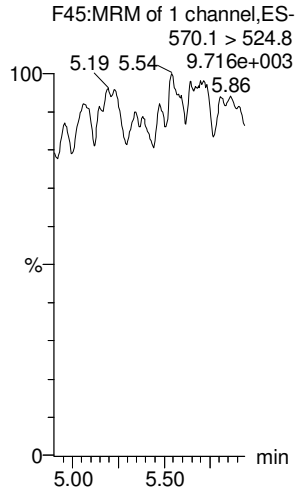

ANP 12/21/2017

Vista Analytical Laboratory

Dataset: U:\Q4.PRO\results\171222M2\171222M2-CRV.qld

Last Altered: Saturday, December 23, 2017 13:10:06 Pacific Standard Time
Printed: Saturday, December 23, 2017 13:17:44 Pacific Standard Time

Method: U:\Q4.PRO\MethDB\PFAS_FULL_80C_122017.mdb 22 Dec 2017 12:22:23
Calibration: U:\Q4.PRO\CurveDB\C18_VAL-PFAS_Q4_12-22-17_OLDISRS.cdb 23 Dec 2017 13:10:06

Compound name: PFBA
Correlation coefficient: r = 0.999785, r^2 = 0.999570
Calibration curve: 1.09138 * x + 0.0330245
Response type: Internal Std (Ref 31), Area * (IS Conc. / IS Area)
Curve type: Linear, Origin: Include, Weighting: 1/x, Axis trans: None

am 12/23/17

✓ JA 12/23/2017

	#	Name	Type	Std. Conc	RT	Area	IS Area	Response	Conc.	%Dev	Conc. Flag	CoD	CoD Flag	x=excluded
1	1	171222M2_2	Standard	0.250	1.53	235.962	10332.318	0.285	0.2	-7.5	NO	1.000	NO	bb
2	2	171222M2_3	Standard	0.500	1.53	421.196	9282.098	0.567	0.5	-2.1	NO	1.000	NO	bb
3	3	171222M2_4	Standard	1.000	1.53	1532.647	16257.590	1.178	1.0	4.9	NO	1.000	NO	bb
4	4	171222M2_5	Standard	2.000	1.53	1707.058	9077.016	2.351	2.1	6.2	NO	1.000	NO	bb
5	5	171222M2_6	Standard	5.000	1.53	5316.902	11131.484	5.971	5.4	8.8	NO	1.000	NO	bb
6	6	171222M2_7	Standard	10.000	1.53	9748.956	10558.892	11.541	10.5	5.4	NO	1.000	NO	bb
7	7	171222M2_8	Standard	50.000	1.53	43132.813	10127.421	53.238	48.7	-2.5	NO	1.000	NO	bb
8	8	171222M2_9	Standard	100.000	1.53	85597.680	10008.387	106.907	97.9	-2.1	NO	1.000	NO	bb
9	9	171222M2_10	Standard	250.000	1.53	208846.656	9483.538	275.275	252.2	0.9	NO	1.000	NO	bb

Compound name: PFPeA
Correlation coefficient: r = 0.998452, r^2 = 0.996905
Calibration curve: 0.969872 * x + 0.0257707
Response type: Internal Std (Ref 32), Area * (IS Conc. / IS Area)
Curve type: Linear, Origin: Exclude, Weighting: 1/x, Axis trans: None

	#	Name	Type	Std. Conc	RT	Area	IS Area	Response	Conc.	%Dev	Conc. Flag	CoD	CoD Flag	x=excluded
1	1	171222M2_2	Standard	0.250	2.50	275.789	13485.114	0.256	0.2	-5.2	NO	0.997	NO	bb
2	2	171222M2_3	Standard	0.500	2.50	571.304	13152.414	0.543	0.5	6.7	NO	0.997	NO	bb
3	3	171222M2_4	Standard	1.000	2.50	1905.013	21646.975	1.100	1.1	10.8	NO	0.997	NO	bb
4	4	171222M2_5	Standard	2.000	2.50	1945.752	12906.646	1.884	1.9	-4.2	NO	0.997	NO	bb
5	5	171222M2_6	Standard	5.000	2.50	6205.146	15585.689	4.977	5.1	2.1	NO	0.997	NO	bb
6	6	171222M2_7	Standard	10.000	2.50	11508.493	14664.524	9.810	10.1	0.9	NO	0.997	NO	bb
7	7	171222M2_8	Standard	50.000	2.50	50805.613	14362.080	44.219	45.6	-8.9	NO	0.997	NO	bb
8	8	171222M2_9	Standard	100.000	2.50	104328.195	14357.635	90.830	93.6	-6.4	NO	0.997	NO	bb
9	9	171222M2_10	Standard	250.000	2.50	251341.109	12430.423	252.748	260.6	4.2	NO	0.997	NO	bb

Dataset: U:\Q4.PRO\results\171222M2\171222M2-CRV.qld

Last Altered: Saturday, December 23, 2017 13:10:06 Pacific Standard Time
Printed: Saturday, December 23, 2017 13:17:44 Pacific Standard Time

Compound name: PFBS
Correlation coefficient: r = 0.999209, r^2 = 0.998418
Calibration curve: 2.0296 * x + 0.0468753
Response type: Internal Std (Ref 33), Area * (IS Conc. / IS Area)
Curve type: Linear, Origin: Exclude, Weighting: 1/x, Axis trans: None

	#	Name	Type	Std. Conc	RT	Area	IS Area	Response	Conc.	%Dev	Conc. Flag	CoD	CoD Flag	x=excluded
1	1	171222M2_2	Standard	0.250	2.77	69.268	1771.554	0.489	0.2	-12.9	NO	0.998	NO	bb
2	2	171222M2_3	Standard	0.500	2.77	138.190	1596.731	1.082	0.5	2.0	NO	0.998	NO	MM
3	3	171222M2_4	Standard	1.000	2.77	481.464	2811.617	2.141	1.0	3.2	NO	0.998	NO	bb
4	4	171222M2_5	Standard	2.000	2.77	529.495	1602.657	4.130	2.0	0.6	NO	0.998	NO	bb
5	5	171222M2_6	Standard	5.000	2.77	1518.176	1904.739	9.963	4.9	-2.3	NO	0.998	NO	bb
6	6	171222M2_7	Standard	10.000	2.77	3167.211	1685.975	23.482	11.5	15.5	NO	0.998	NO	bb
7	7	171222M2_8	Standard	50.000	2.77	13558.243	1720.908	98.482	48.5	-3.0	NO	0.998	NO	bb
8	8	171222M2_9	Standard	100.000	2.77	25646.674	1662.654	192.814	95.0	-5.0	NO	0.998	NO	bb
9	9	171222M2_10	Standard	250.000	2.77	64111.793	1547.892	517.735	255.1	2.0	NO	0.998	NO	bb

Compound name: PFHxA
Correlation coefficient: r = 0.998717, r^2 = 0.997436
Calibration curve: 1.34337 * x + 0.175324
Response type: Internal Std (Ref 34), Area * (IS Conc. / IS Area)
Curve type: Linear, Origin: Exclude, Weighting: 1/x, Axis trans: None

	#	Name	Type	Std. Conc	RT	Area	IS Area	Response	Conc.	%Dev	Conc. Flag	CoD	CoD Flag	x=excluded
1	1	171222M2_2	Standard	0.250	3.26	398.456	4711.450	0.423	0.2	-26.3	NO	0.997	NO	bb
2	2	171222M2_3	Standard	0.500	3.26	697.626	4586.357	0.761	0.4	-12.9	NO	0.997	NO	bb
3	3	171222M2_4	Standard	1.000	3.27	2441.709	7584.374	1.610	1.1	6.8	NO	0.997	NO	bb
4	4	171222M2_5	Standard	2.000	3.27	2943.369	4698.800	3.132	2.2	10.0	NO	0.997	NO	bb
5	5	171222M2_6	Standard	5.000	3.27	8160.976	5532.011	7.376	5.4	7.2	NO	0.997	NO	bb
6	6	171222M2_7	Standard	10.000	3.26	14746.847	4489.175	16.425	12.1	21.0	NO	0.997	NO	bb
7	7	171222M2_8	Standard	50.000	3.26	64294.180	4820.300	66.691	49.5	-1.0	NO	0.997	NO	bb
8	8	171222M2_9	Standard	100.000	3.26	118196.977	4707.533	125.540	93.3	-6.7	NO	0.997	NO	bb
9	9	171222M2_10	Standard	250.000	3.27	306861.813	4484.233	342.156	254.6	1.8	NO	0.997	NO	bb

Vista Analytical Laboratory

Dataset: U:\Q4.PRO\results\171222M2\171222M2-CRV.qld

Last Altered: Saturday, December 23, 2017 13:25:20 Pacific Standard Time
Printed: Saturday, December 23, 2017 13:25:46 Pacific Standard Time

Method: U:\Q4.PRO\MethDB\PFAS_FULL_80C_122017.mdb 22 Dec 2017 12:22:23
Calibration: U:\Q4.PRO\CurveDB\C18_VAL-PFAS_Q4_12-22-17_OLDISRS.cdb 23 Dec 2017 13:25:20

Compound name: PFHpA
Correlation coefficient: r = 0.999554, r^2 = 0.999107
Calibration curve: 1.34399 * x + 0.142894
Response type: Internal Std (Ref 35), Area * (IS Conc. / IS Area)
Curve type: Linear, Origin: Exclude, Weighting: 1/x, Axis trans: None

	#	Name	Type	Std. Conc	RT	Area	IS Area	Response	Conc.	%Dev	Conc. Flag	CoD	CoD Flag	x=excluded
1	1	171222M2_2	Standard	0.250	3.89	328.714	9408.930	0.437	0.2	-12.6	NO	0.999	NO	bb
2	2	171222M2_3	Standard	0.500	3.89	579.259	9380.078	0.772	0.5	-6.4	NO	0.999	NO	bb
3	3	171222M2_4	Standard	1.000	3.89	1784.061	15680.518	1.422	1.0	-4.8	NO	0.999	NO	bb
4	4	171222M2_5	Standard	2.000	3.89	2002.323	8104.117	3.088	2.2	9.6	NO	0.999	NO	bb
5	5	171222M2_6	Standard	5.000	3.89	6513.222	10799.118	7.539	5.5	10.1	NO	0.999	NO	bb
6	6	171222M2_7	Standard	10.000	3.88	10891.987	10019.214	13.589	10.0	0.0	NO	0.999	NO	bb
7	7	171222M2_8	Standard	50.000	3.89	53584.066	9311.534	71.932	53.4	6.8	NO	0.999	NO	bb
8	8	171222M2_9	Standard	100.000	3.89	98856.344	9364.852	131.951	98.1	-1.9	NO	0.999	NO	bb
9	9	171222M2_10	Standard	250.000	3.89	226796.203	8504.396	333.351	247.9	-0.8	NO	0.999	NO	bb

Compound name: L-PFHxS
Coefficient of Determination: R^2 = 0.998090
Calibration curve: 0.0014792 * x^2 + 1.72259 * x + 0.723062
Response type: Internal Std (Ref 36), Area * (IS Conc. / IS Area)
Curve type: 2nd Order, Origin: Exclude, Weighting: 1/x, Axis trans: None

	#	Name	Type	Std. Conc	RT	Area	IS Area	Response	Conc.	%Dev	Conc. Flag	CoD	CoD Flag	x=excluded
1	1	171222M2_2	Standard	0.250	4.03	65.777	1475.125	0.557			NO	0.998	NO	MMXI
2	2	171222M2_3	Standard	0.500	4.03	139.598	1078.832	1.617	0.5	3.8	NO	0.998	NO	MM
3	3	171222M2_4	Standard	1.000	4.03	409.394	2500.002	2.047	0.8	-23.2	NO	0.998	NO	MM
4	4	171222M2_5	Standard	2.000	4.03	398.028	1349.179	3.688	1.7	-14.1	NO	0.998	NO	MM
5	5	171222M2_6	Standard	5.000	4.03	1327.861	1599.045	10.380	5.6	11.6	NO	0.998	NO	MM
6	6	171222M2_7	Standard	10.000	4.03	2689.172	1501.229	22.391	12.4	24.5	NO	0.998	NO	MM
7	7	171222M2_8	Standard	50.000	4.03	10682.959	1459.765	91.478	50.5	1.0	NO	0.998	NO	MM
8	8	171222M2_9	Standard	100.000	4.03	22231.555	1548.728	179.434	95.9	-4.1	NO	0.998	NO	MM
9	9	171222M2_10	Standard	250.000	4.03	55346.438	1313.311	526.783	251.2	0.5	NO	0.998	NO	MM

Dataset: U:\Q4.PRO\results\171222M2\171222M2-CRV.qld

Last Altered: Saturday, December 23, 2017 13:10:06 Pacific Standard Time
Printed: Saturday, December 23, 2017 13:17:44 Pacific Standard Time

Compound name: 6:2 FTS
Coefficient of Determination: R^2 = 0.993226
Calibration curve: -0.00227813 * x^2 + 0.931032 * x + 0.228493
Response type: Internal Std (Ref 37), Area * (IS Conc. / IS Area)
Curve type: 2nd Order, Origin: Exclude, Weighting: 1/x, Axis trans: None

	#	Name	Type	Std. Conc	RT	Area	IS Area	Response	Conc.	%Dev	Conc. Flag	CoD	CoD Flag	x=excluded
1	1	171222M2_2	Standard	0.250	4.34	69.558	3900.474	0.223			NO	0.993	NO	MMXI
2	2	171222M2_3	Standard	0.500	4.34	184.991	3142.843	0.736	0.5	9.1	NO	0.993	NO	MM
3	3	171222M2_4	Standard	1.000	4.34	465.475	5923.473	0.982	0.8	-18.9	NO	0.993	NO	MM
4	4	171222M2_5	Standard	2.000	4.34	495.768	3500.502	1.770	1.7	-16.9	NO	0.993	NO	MM
5	5	171222M2_6	Standard	5.000	4.35	1813.698	4042.095	5.609	5.9	17.3	NO	0.993	NO	MM
6	6	171222M2_7	Standard	10.000	4.35	2601.793	3043.510	10.686	11.6	15.6	NO	0.993	NO	MM
7	7	171222M2_8	Standard	50.000	4.35	14169.494	4661.493	37.996	45.7	-8.7	NO	0.993	NO	MM
8	8	171222M2_9	Standard	100.000	4.34	23322.826	4053.272	71.926	102.9	2.9	NO	0.993	NO	MM
9	9	171222M2_10	Standard	250.000	4.35	61992.766	6495.788	119.294			NO	0.993	NO	MMXI

Compound name: L-PFOA
Correlation coefficient: r = 0.998938, r^2 = 0.997878
Calibration curve: 0.848619 * x + 0.505359
Response type: Internal Std (Ref 38), Area * (IS Conc. / IS Area)
Curve type: Linear, Origin: Exclude, Weighting: 1/x, Axis trans: None

	#	Name	Type	Std. Conc	RT	Area	IS Area	Response	Conc.	%Dev	Conc. Flag	CoD	CoD Flag	x=excluded
1	1	171222M2_2	Standard	0.250	4.40	584.327	15197.600	0.481			NO	0.998	NO	bbXI
2	2	171222M2_3	Standard	0.500	4.40	896.280	12945.077	0.865	0.4	-15.1	NO	0.998	NO	bb
3	3	171222M2_4	Standard	1.000	4.40	2267.406	23646.717	1.199	0.8	-18.3	NO	0.998	NO	bb
4	4	171222M2_5	Standard	2.000	4.40	2428.886	14443.603	2.102	1.9	-5.9	NO	0.998	NO	bb
5	5	171222M2_6	Standard	5.000	4.40	7637.338	16725.184	5.708	6.1	22.6	NO	0.998	NO	bb
6	6	171222M2_7	Standard	10.000	4.40	12090.089	14682.070	10.293	11.5	15.3	NO	0.998	NO	bb
7	7	171222M2_8	Standard	50.000	4.40	51845.109	14286.091	45.363	52.9	5.7	NO	0.998	NO	bb
8	8	171222M2_9	Standard	100.000	4.40	104244.852	15854.149	82.191	96.3	-3.7	NO	0.998	NO	bb
9	9	171222M2_10	Standard	250.000	4.40	217591.734	12861.928	211.469	248.6	-0.6	NO	0.998	NO	bb

Dataset: U:\Q4.PRO\results\171222M2\171222M2-CRV.qld

Last Altered: Saturday, December 23, 2017 13:10:06 Pacific Standard Time
Printed: Saturday, December 23, 2017 13:17:44 Pacific Standard Time

Compound name: PFHpS
Coefficient of Determination: R^2 = 0.997795
Calibration curve: 5.42841e-005 * x^2 + 0.229938 * x + 0.00819911
Response type: Internal Std (Ref 38), Area * (IS Conc. / IS Area)
Curve type: 2nd Order, Origin: Exclude, Weighting: 1/x, Axis trans: None

	#	Name	Type	Std. Conc	RT	Area	IS Area	Response	Conc.	%Dev	Conc. Flag	CoD	CoD Flag	x=excluded
1	1	171222M2_2	Standard	0.250	4.51	60.554	15197.600	0.050	0.2	-27.6	NO	0.998	NO	MM
2	2	171222M2_3	Standard	0.500	4.51	155.748	12945.077	0.150	0.6	23.7	NO	0.998	NO	MM
3	3	171222M2_4	Standard	1.000	4.51	410.647	23646.717	0.217	0.9	-9.2	NO	0.998	NO	MM
4	4	171222M2_5	Standard	2.000	4.51	551.272	14443.603	0.477	2.0	1.9	NO	0.998	NO	MM
5	5	171222M2_6	Standard	5.000	4.51	1585.599	16725.184	1.185	5.1	2.2	NO	0.998	NO	MM
6	6	171222M2_7	Standard	10.000	4.51	2893.951	14682.070	2.464	10.7	6.5	NO	0.998	NO	MM
7	7	171222M2_8	Standard	50.000	4.51	14442.891	14286.091	12.637	54.2	8.5	NO	0.998	NO	MM
8	8	171222M2_9	Standard	100.000	4.51	27820.236	15854.149	21.935	93.3	-6.7	NO	0.998	NO	MM
9	9	171222M2_10	Standard	250.000	4.51	63099.266	12861.928	61.324	251.7	0.7	NO	0.998	NO	MM

Compound name: PFNA
Coefficient of Determination: R^2 = 0.999728
Calibration curve: 1.99009e-005 * x^2 + 1.30621 * x + 0.111962
Response type: Internal Std (Ref 39), Area * (IS Conc. / IS Area)
Curve type: 2nd Order, Origin: Exclude, Weighting: 1/x, Axis trans: None

	#	Name	Type	Std. Conc	RT	Area	IS Area	Response	Conc.	%Dev	Conc. Flag	CoD	CoD Flag	x=excluded
1	1	171222M2_2	Standard	0.250	4.83	442.862	13072.630	0.423	0.2	-4.6	NO	1.000	NO	bb
2	2	171222M2_3	Standard	0.500	4.83	574.768	9856.542	0.729	0.5	-5.5	NO	1.000	NO	bb
3	3	171222M2_4	Standard	1.000	4.83	2145.261	18674.195	1.436	1.0	1.4	NO	1.000	NO	bb
4	4	171222M2_5	Standard	2.000	4.83	2574.979	10612.777	3.033	2.2	11.8	NO	1.000	NO	bb
5	5	171222M2_6	Standard	5.000	4.83	8474.220	16012.765	6.615	5.0	-0.4	NO	1.000	NO	bb
6	6	171222M2_7	Standard	10.000	4.82	14909.253	14331.848	13.004	9.9	-1.3	NO	1.000	NO	bb
7	7	171222M2_8	Standard	50.000	4.83	64736.094	12735.671	63.538	48.5	-3.0	NO	1.000	NO	bb
8	8	171222M2_9	Standard	100.000	4.83	108588.789	10176.732	133.379	101.9	1.9	NO	1.000	NO	bb
9	9	171222M2_10	Standard	250.000	4.83	278720.125	10643.971	327.322	249.6	-0.2	NO	1.000	NO	bb

Dataset: U:\Q4.PRO\results\171222M2\171222M2-CRV.qld

Last Altered: Saturday, December 23, 2017 13:10:06 Pacific Standard Time
Printed: Saturday, December 23, 2017 13:17:44 Pacific Standard Time

Compound name: PFOSA
Correlation coefficient: r = 0.996318, r^2 = 0.992649
Calibration curve: 0.940268 * x + 0.0662055
Response type: Internal Std (Ref 40), Area * (IS Conc. / IS Area)
Curve type: Linear, Origin: Exclude, Weighting: 1/x, Axis trans: None

	#	Name	Type	Std. Conc	RT	Area	IS Area	Response	Conc.	%Dev	Conc. Flag	CoD	CoD Flag	x=excluded
1	1	171222M2_2	Standard	0.250	4.89	75.542	4315.006	0.219	0.2	-35.1	NO	0.993	NO	bbX
2	2	171222M2_3	Standard	0.500	4.88	137.145	3809.210	0.450	0.4	-18.4	NO	0.993	NO	bb
3	3	171222M2_4	Standard	1.000	4.89	646.425	6419.549	1.259	1.3	26.8	NO	0.993	NO	bb
4	4	171222M2_5	Standard	2.000	4.89	649.521	4183.955	1.941	2.0	-0.3	NO	0.993	NO	MM
5	5	171222M2_6	Standard	5.000	4.89	1845.925	4838.859	4.768	5.0	0.0	NO	0.993	NO	bb
6	6	171222M2_7	Standard	10.000	4.88	3867.315	4649.442	10.397	11.0	9.9	NO	0.993	NO	bb
7	7	171222M2_8	Standard	50.000	4.89	13432.587	4565.139	36.780	39.0	-21.9	NO	0.993	NO	bb
8	8	171222M2_9	Standard	100.000	4.88	33353.629	4434.125	94.025	99.9	-0.1	NO	0.993	NO	bb
9	9	171222M2_10	Standard	250.000	4.88	75579.234	3865.374	244.411	259.9	3.9	NO	0.993	NO	bb

Compound name: L-PFOS
Coefficient of Determination: R^2 = 0.996456
Calibration curve: 0.000403078 * x^2 + 0.888189 * x + 0.314528
Response type: Internal Std (Ref 41), Area * (IS Conc. / IS Area)
Curve type: 2nd Order, Origin: Include, Weighting: 1/x, Axis trans: None

	#	Name	Type	Std. Conc	RT	Area	IS Area	Response	Conc.	%Dev	Conc. Flag	CoD	CoD Flag	x=excluded
1	1	171222M2_2	Standard	0.250	4.90	89.242	4007.436	0.278			NO	0.996	NO	bbXI
2	2	171222M2_3	Standard	0.500	4.91	105.683	3211.775	0.411	0.1	-78.2	NO	0.996	NO	MMX
3	3	171222M2_4	Standard	1.000	4.91	682.872	6307.363	1.353	1.2	16.9	NO	0.996	NO	MM
4	4	171222M2_5	Standard	2.000	4.91	631.809	3795.806	2.081	2.0	-0.7	NO	0.996	NO	MM
5	5	171222M2_6	Standard	5.000	4.91	1775.533	4429.832	5.010	5.3	5.5	NO	0.996	NO	MM
6	6	171222M2_7	Standard	10.000	4.91	3527.024	3925.902	11.230	12.2	22.2	NO	0.996	NO	MM
7	7	171222M2_8	Standard	50.000	4.91	13294.023	4150.536	40.037	43.9	-12.3	NO	0.996	NO	MM
8	8	171222M2_9	Standard	100.000	4.91	28976.137	3736.403	96.939	103.9	3.9	NO	0.996	NO	MM
9	9	171222M2_10	Standard	250.000	4.91	65352.441	3305.996	247.098	249.6	-0.2	NO	0.996	NO	MM

Dataset: U:\Q4.PRO\results\171222M2\171222M2-CRV.qld

Last Altered: Saturday, December 23, 2017 13:10:06 Pacific Standard Time
Printed: Saturday, December 23, 2017 13:17:44 Pacific Standard Time

Compound name: PFDA
Coefficient of Determination: R^2 = 0.997155
Calibration curve: 0.000824362 * x^2 + 1.12496 * x + 0.0567588
Response type: Internal Std (Ref 42), Area * (IS Conc. / IS Area)
Curve type: 2nd Order, Origin: Exclude, Weighting: 1/x, Axis trans: None

	#	Name	Type	Std. Conc	RT	Area	IS Area	Response	Conc.	%Dev	Conc. Flag	CoD	CoD Flag	x=excluded
1	1	171222M2_2	Standard	0.250	5.20	335.441	14029.104	0.299	0.2	-13.9	NO	0.997	NO	MM
2	2	171222M2_3	Standard	0.500	5.20	529.331	10815.911	0.612	0.5	-1.4	NO	0.997	NO	bb
3	3	171222M2_4	Standard	1.000	5.20	2390.851	22437.533	1.332	1.1	13.3	NO	0.997	NO	bb
4	4	171222M2_5	Standard	2.000	5.20	2737.217	15130.616	2.261	2.0	-2.2	NO	0.997	NO	MM
5	5	171222M2_6	Standard	5.000	5.20	7243.455	16832.873	5.379	4.7	-5.7	NO	0.997	NO	bb
6	6	171222M2_7	Standard	10.000	5.20	13871.522	14425.443	12.020	10.6	5.5	NO	0.997	NO	bb
7	7	171222M2_8	Standard	50.000	5.20	64860.914	12465.504	65.040	55.5	11.0	NO	0.997	NO	bb
8	8	171222M2_9	Standard	100.000	5.20	141805.453	15922.414	111.325	92.6	-7.4	NO	0.997	NO	bb
9	9	171222M2_10	Standard	250.000	5.20	314043.781	11709.166	335.254	251.6	0.6	NO	0.997	NO	bb

Compound name: 8:2 FTS
Coefficient of Determination: R^2 = 0.998157
Calibration curve: -0.0137514 * x^2 + 1.95473 * x + 0.0058919
Response type: Internal Std (Ref 43), Area * (IS Conc. / IS Area)
Curve type: 2nd Order, Origin: Include, Weighting: 1/x, Axis trans: None

	#	Name	Type	Std. Conc	RT	Area	IS Area	Response	Conc.	%Dev	Conc. Flag	CoD	CoD Flag	x=excluded
1	1	171222M2_2	Standard	0.250	5.17	118.340	2675.984	0.553	0.3	12.1	NO	0.998	NO	bb
2	2	171222M2_3	Standard	0.500	5.17	111.915	1918.273	0.729	0.4	-25.8	NO	0.998	NO	bb
3	3	171222M2_4	Standard	1.000	5.17	695.402	3872.996	2.244	1.2	15.5	NO	0.998	NO	bb
4	4	171222M2_5	Standard	2.000	5.17	647.094	2060.370	3.926	2.0	1.7	NO	0.998	NO	bb
5	5	171222M2_6	Standard	5.000	5.17	1785.036	2427.488	9.192	4.9	-2.7	NO	0.998	NO	bb
6	6	171222M2_7	Standard	10.000	5.17	3281.549	2248.133	18.246	10.0	0.4	NO	0.998	NO	MM
7	7	171222M2_8	Standard	50.000	5.17	12943.082	2553.155	63.368	50.0	0.0	NO	0.998	NO	bb
8	8	171222M2_9	Standard	100.000	5.17	24216.355	3044.353	99.431			NO	0.998	NO	bbXI
9	9	171222M2_10	Standard	250.000	5.17	65734.641	4084.182	201.187			NO	0.998	NO	MMXI

Dataset: U:\Q4.PRO\results\171222M2\171222M2-CRV.qld

Last Altered: Saturday, December 23, 2017 13:10:06 Pacific Standard Time
Printed: Saturday, December 23, 2017 13:17:44 Pacific Standard Time

Compound name: N-MeFOSAA
Coefficient of Determination: R^2 = 0.994870
Calibration curve: -0.0026404 * x^2 + 1.68364 * x + 0.0378934
Response type: Internal Std (Ref 44), Area * (IS Conc. / IS Area)
Curve type: 2nd Order, Origin: Exclude, Weighting: 1/x, Axis trans: None

	#	Name	Type	Std. Conc	RT	Area	IS Area	Response	Conc.	%Dev	Conc. Flag	CoD	CoD Flag	x=excluded
1	1	171222M2_2	Standard	0.250	5.34	192.226	5351.151	0.449	0.2	-2.3	NO	0.995	NO	bb
2	2	171222M2_3	Standard	0.500	5.35	251.832	4630.825	0.680	0.4	-23.7	NO	0.995	NO	bb
3	3	171222M2_4	Standard	1.000	5.35	1028.910	8234.483	1.562	0.9	-9.4	NO	0.995	NO	bb
4	4	171222M2_5	Standard	2.000	5.35	1134.210	3776.324	3.754	2.2	10.8	NO	0.995	NO	bb
5	5	171222M2_6	Standard	5.000	5.35	4125.619	5037.042	10.238	6.1	22.3	NO	0.995	NO	bb
6	6	171222M2_7	Standard	10.000	5.34	7481.695	5204.667	17.969	10.8	8.3	NO	0.995	NO	bb
7	7	171222M2_8	Standard	50.000	5.35	27791.971	4846.301	71.683	45.9	-8.3	NO	0.995	NO	bb
8	8	171222M2_9	Standard	100.000	5.34	59085.910	5103.033	144.732	102.4	2.4	NO	0.995	NO	bb
9	9	171222M2_10	Standard	250.000	5.35	150121.266	4189.806	447.877			NO	0.995	NO	bbXI

Compound name: N-EtFOSAA
Coefficient of Determination: R^2 = 0.999574
Calibration curve: 0.000727558 * x^2 + 0.902944 * x + 0.0161988
Response type: Internal Std (Ref 45), Area * (IS Conc. / IS Area)
Curve type: 2nd Order, Origin: Include, Weighting: 1/x, Axis trans: None

	#	Name	Type	Std. Conc	RT	Area	IS Area	Response	Conc.	%Dev	Conc. Flag	CoD	CoD Flag	x=excluded
1	1	171222M2_2	Standard	0.250	5.50	192.001	6413.670	0.374	0.4	58.5	NO	1.000	NO	bbX
2	2	171222M2_3	Standard	0.500	5.50	184.050	5674.615	0.405	0.4	-13.8	NO	1.000	NO	MM
3	3	171222M2_4	Standard	1.000	5.50	763.856	9366.825	1.019	1.1	11.0	NO	1.000	NO	MM
4	4	171222M2_5	Standard	2.000	5.50	877.355	5704.226	1.923	2.1	5.4	NO	1.000	NO	bb
5	5	171222M2_6	Standard	5.000	5.50	2509.576	6710.787	4.675	5.1	2.8	NO	1.000	NO	bb
6	6	171222M2_7	Standard	10.000	5.50	4567.150	6497.169	8.787	9.6	-3.6	NO	1.000	NO	bb
7	7	171222M2_8	Standard	50.000	5.50	21835.588	5570.440	48.999	52.1	4.1	NO	1.000	NO	bb
8	8	171222M2_9	Standard	100.000	5.50	48600.203	6394.731	95.000	97.5	-2.5	NO	1.000	NO	bb
9	9	171222M2_10	Standard	250.000	5.50	102311.445	4704.144	271.865	250.5	0.2	NO	1.000	NO	bb

Dataset: U:\Q4.PRO\results\171222M2\171222M2-CRV.qld

Last Altered: Saturday, December 23, 2017 13:10:06 Pacific Standard Time
Printed: Saturday, December 23, 2017 13:17:44 Pacific Standard Time

Compound name: PFUdA
Coefficient of Determination: R^2 = 0.996218
Calibration curve: 0.000207699 * x^2 + 0.91153 * x + 0.0376339
Response type: Internal Std (Ref 46), Area * (IS Conc. / IS Area)
Curve type: 2nd Order, Origin: Include, Weighting: 1/x, Axis trans: None

	#	Name	Type	Std. Conc	RT	Area	IS Area	Response	Conc.	%Dev	Conc. Flag	CoD	CoD Flag	x=excluded
1	1	171222M2_2	Standard	0.250	5.51	318.694	13780.522	0.289	0.3	10.3	NO	0.996	NO	bb
2	2	171222M2_3	Standard	0.500	5.52	365.122	12279.200	0.372	0.4	-26.7	NO	0.996	NO	MM
3	3	171222M2_4	Standard	1.000	5.52	2100.463	27230.689	0.964	1.0	1.6	NO	0.996	NO	MM
4	4	171222M2_5	Standard	2.000	5.52	2597.989	16315.268	1.990	2.1	7.1	NO	0.996	NO	bb
5	5	171222M2_6	Standard	5.000	5.52	7459.072	16878.465	5.524	6.0	20.2	NO	0.996	NO	bb
6	6	171222M2_7	Standard	10.000	5.52	10536.396	12749.093	10.331	11.3	12.6	NO	0.996	NO	bb
7	7	171222M2_8	Standard	50.000	5.52	49290.246	15483.898	39.792	43.2	-13.6	NO	0.996	NO	bb
8	8	171222M2_9	Standard	100.000	5.52	119238.047	15164.150	98.289	105.3	5.3	NO	0.996	NO	bb
9	9	171222M2_10	Standard	250.000	5.52	249268.672	12977.589	240.095	249.2	-0.3	NO	0.996	NO	bb

Compound name: PFDS
Coefficient of Determination: R^2 = 0.990417
Calibration curve: -0.00240943 * x^2 + 0.324388 * x + -0.0881872
Response type: Internal Std (Ref 46), Area * (IS Conc. / IS Area)
Curve type: 2nd Order, Origin: Exclude, Weighting: 1/x, Axis trans: None

	#	Name	Type	Std. Conc	RT	Area	IS Area	Response	Conc.	%Dev	Conc. Flag	CoD	CoD Flag	x=excluded
1	1	171222M2_2	Standard	0.250	5.56	148.185	13780.522	0.134	0.7	175.9	NO	0.990	NO	bbX
2	2	171222M2_3	Standard	0.500	5.56	97.417	12279.200	0.099	0.6	16.0	NO	0.990	NO	MM
3	3	171222M2_4	Standard	1.000	5.56	586.144	27230.689	0.269	1.1	11.0	NO	0.990	NO	MM
4	4	171222M2_5	Standard	2.000	5.56	485.001	16315.268	0.372	1.4	-28.4	NO	0.990	NO	MM
5	5	171222M2_6	Standard	5.000	5.56	1829.186	16878.465	1.355	4.6	-7.9	NO	0.990	NO	MM
6	6	171222M2_7	Standard	10.000	5.56	3252.140	12749.093	3.189	11.0	10.0	NO	0.990	NO	MM
7	7	171222M2_8	Standard	50.000	5.56	12475.037	15483.898	10.071	49.6	-0.9	NO	0.990	NO	MM
8	8	171222M2_9	Standard	100.000	5.56	30465.043	15164.150	25.113			NO	0.990	NO	bbXI
9	9	171222M2_10	Standard	250.000	5.56	74724.719	12977.589	71.975			NO	0.990	NO	bbXI

Dataset: U:\Q4.PRO\results\171222M2\171222M2-CRV.qld

Last Altered: Saturday, December 23, 2017 13:10:06 Pacific Standard Time
Printed: Saturday, December 23, 2017 13:17:44 Pacific Standard Time

Compound name: PFDoA
Coefficient of Determination: R^2 = 0.998284
Calibration curve: 0.000852606 * x^2 + 1.54388 * x + 0.275249
Response type: Internal Std (Ref 47), Area * (IS Conc. / IS Area)
Curve type: 2nd Order, Origin: Exclude, Weighting: 1/x, Axis trans: None

	#	Name	Type	Std. Conc	RT	Area	IS Area	Response	Conc.	%Dev	Conc. Flag	CoD	CoD Flag	x=excluded
1	1	171222M2_2	Standard	0.250	5.79	440.620	9515.576	0.579	0.2	-21.4	NO	0.998	NO	MM
2	2	171222M2_3	Standard	0.500	5.79	780.147	9202.334	1.060	0.5	1.6	NO	0.998	NO	MM
3	3	171222M2_4	Standard	1.000	5.79	2438.835	17584.814	1.734	0.9	-5.6	NO	0.998	NO	MM
4	4	171222M2_5	Standard	2.000	5.79	2678.429	10779.049	3.106	1.8	-8.4	NO	0.998	NO	bb
5	5	171222M2_6	Standard	5.000	5.79	8473.998	11582.190	9.146	5.7	14.5	NO	0.998	NO	bb
6	6	171222M2_7	Standard	10.000	5.79	15748.512	10161.965	19.372	12.3	22.9	NO	0.998	NO	bb
7	7	171222M2_8	Standard	50.000	5.79	66589.977	10507.205	79.219	49.8	-0.5	NO	0.998	NO	bb
8	8	171222M2_9	Standard	100.000	5.79	136493.438	10879.270	156.827	96.3	-3.7	NO	0.998	NO	bb
9	9	171222M2_10	Standard	250.000	5.79	318800.063	9016.018	441.991	251.2	0.5	NO	0.998	NO	bb

Compound name: N-MeFOSA
Correlation coefficient: r = 0.999406, r^2 = 0.998813
Calibration curve: 1.0624 * x + 0.248205
Response type: Internal Std (Ref 48), Area * (IS Conc. / IS Area)
Curve type: Linear, Origin: Include, Weighting: 1/x, Axis trans: None

	#	Name	Type	Std. Conc	RT	Area	IS Area	Response	Conc.	%Dev	Conc. Flag	CoD	CoD Flag	x=excluded
1	1	171222M2_2	Standard	1.250	5.81	144.126	17283.363	1.251	0.9	-24.5	NO	0.999	NO	MM
2	2	171222M2_3	Standard	2.500	5.81	354.895	17070.107	3.119	2.7	8.1	NO	0.999	NO	bb
3	3	171222M2_4	Standard	5.000	5.81	1089.439	26834.154	6.090	5.5	10.0	NO	0.999	NO	bb
4	4	171222M2_5	Standard	10.000	5.81	1191.740	15763.131	11.340	10.4	4.4	NO	0.999	NO	bb
5	5	171222M2_6	Standard	25.000	5.81	3788.717	18902.979	30.064	28.1	12.3	NO	0.999	NO	bb
6	6	171222M2_7	Standard	50.000	5.81	6776.079	17656.633	57.565	54.0	7.9	NO	0.999	NO	bb
7	7	171222M2_8	Standard	250.000	5.81	28858.404	16577.598	261.121	245.6	-1.8	NO	0.999	NO	bb
8	8	171222M2_9	Standard	500.000	5.81	60379.301	16326.018	554.752	521.9	4.4	NO	0.999	NO	bb
9	9	171222M2_10	Standard	1250.000	5.81	135255.344	15590.391	1301.334	1224.7	-2.0	NO	0.999	NO	bb

Dataset: U:\Q4.PRO\results\171222M2\171222M2-CRV.qld

Last Altered: Saturday, December 23, 2017 13:10:06 Pacific Standard Time
Printed: Saturday, December 23, 2017 13:17:44 Pacific Standard Time

Compound name: PFTrDA
Coefficient of Determination: R^2 = 0.995164
Calibration curve: -0.0171349 * x^2 + 2.16789 * x + -0.0996766
Response type: Internal Std (Ref 47), Area * (IS Conc. / IS Area)
Curve type: 2nd Order, Origin: Include, Weighting: 1/x, Axis trans: None

	#	Name	Type	Std. Conc	RT	Area	IS Area	Response	Conc.	%Dev	Conc. Flag	CoD	CoD Flag	x=excluded
1	1	171222M2_2	Standard	0.250	6.04	623.012	9515.576	0.818	0.4	70.0	NO	0.995	NO	bbX
2	2	171222M2_3	Standard	0.500	6.04	864.920	9202.334	1.175	0.6	18.1	NO	0.995	NO	bb
3	3	171222M2_4	Standard	1.000	6.04	2430.374	17584.814	1.728	0.8	-15.1	NO	0.995	NO	bb
4	4	171222M2_5	Standard	2.000	6.04	3081.315	10779.049	3.573	1.7	-14.1	NO	0.995	NO	bb
5	5	171222M2_6	Standard	5.000	6.03	9014.615	11582.190	9.729	4.7	-5.8	NO	0.995	NO	MM
6	6	171222M2_7	Standard	10.000	6.04	17388.482	10161.965	21.389	10.8	8.4	NO	0.995	NO	bb
7	7	171222M2_8	Standard	50.000	6.04	54838.570	10507.205	65.239	49.5	-0.9	NO	0.995	NO	bb
8	8	171222M2_9	Standard	100.000	6.04	124089.008	10879.270	142.575			NO	0.995	NO	bbXI
9	9	171222M2_10	Standard	250.000	6.04	286568.500	9016.018	397.305			NO	0.995	NO	bbXI

Compound name: PFTeDA
Coefficient of Determination: R^2 = 0.996976
Calibration curve: 0.000234587 * x^2 + 1.49021 * x + 0.457043
Response type: Internal Std (Ref 49), Area * (IS Conc. / IS Area)
Curve type: 2nd Order, Origin: Exclude, Weighting: 1/x, Axis trans: None

	#	Name	Type	Std. Conc	RT	Area	IS Area	Response	Conc.	%Dev	Conc. Flag	CoD	CoD Flag	x=excluded
1	1	171222M2_2	Standard	0.250	6.25	334.136	8745.730	0.478	0.0	-94.5	NO	0.997	NO	MMX
2	2	171222M2_3	Standard	0.500	6.25	638.283	8065.880	0.989	0.4	-28.6	NO	0.997	NO	MM
3	3	171222M2_4	Standard	1.000	6.25	2108.698	15606.578	1.689	0.8	-17.3	NO	0.997	NO	MM
4	4	171222M2_5	Standard	2.000	6.25	2398.665	7983.866	3.755	2.2	10.6	NO	0.997	NO	MM
5	5	171222M2_6	Standard	5.000	6.24	7713.982	10761.922	8.960	5.7	14.0	NO	0.997	NO	MM
6	6	171222M2_7	Standard	10.000	6.25	14132.982	8974.494	19.685	12.9	28.8	NO	0.997	NO	bb
7	7	171222M2_8	Standard	50.000	6.24	50369.980	8964.688	70.234	46.5	-7.0	NO	0.997	NO	bb
8	8	171222M2_9	Standard	100.000	6.25	105528.531	8759.884	150.585	99.2	-0.8	NO	0.997	NO	bb
9	9	171222M2_10	Standard	250.000	6.25	267835.750	8605.728	389.037	250.8	0.3	NO	0.997	NO	bb

Dataset: U:\Q4.PRO\results\171222M2\171222M2-CRV.qld

Last Altered: Saturday, December 23, 2017 13:10:06 Pacific Standard Time
Printed: Saturday, December 23, 2017 13:17:44 Pacific Standard Time

Compound name: N-EtFOSA
Coefficient of Determination: R^2 = 0.999851
Calibration curve: 7.86312e-005 * x^2 + 0.90487 * x + 0.306474
Response type: Internal Std (Ref 50), Area * (IS Conc. / IS Area)
Curve type: 2nd Order, Origin: Exclude, Weighting: 1/x, Axis trans: None

	#	Name	Type	Std. Conc	RT	Area	IS Area	Response	Conc.	%Dev	Conc. Flag	CoD	CoD Flag	x=excluded
1	1	171222M2_2	Standard	1.250	6.20	269.036	27662.662	1.459	1.3	1.9	NO	1.000	NO	bb
2	2	171222M2_3	Standard	2.500	6.20	424.943	25565.453	2.493	2.4	-3.4	NO	1.000	NO	MM
3	3	171222M2_4	Standard	5.000	6.20	1276.349	41823.164	4.578	4.7	-5.6	NO	1.000	NO	bb
4	4	171222M2_5	Standard	10.000	6.20	1593.210	25769.490	9.274	9.9	-1.0	NO	1.000	NO	MM
5	5	171222M2_6	Standard	25.000	6.20	4664.062	29877.742	23.416	25.5	1.9	NO	1.000	NO	bb
6	6	171222M2_7	Standard	50.000	6.19	9276.156	28305.225	49.158	53.7	7.5	NO	1.000	NO	bb
7	7	171222M2_8	Standard	250.000	6.19	39612.875	25884.383	229.557	248.0	-0.8	NO	1.000	NO	bb
8	8	171222M2_9	Standard	500.000	6.20	79197.695	25308.355	469.397	496.9	-0.6	NO	1.000	NO	bb
9	9	171222M2_10	Standard	1250.000	6.20	184195.594	22003.318	1255.690	1251.3	0.1	NO	1.000	NO	bb

Compound name: PFHxDA
Coefficient of Determination: R^2 = 0.999543
Calibration curve: -0.000335978 * x^2 + 0.557961 * x + 0.19015
Response type: Internal Std (Ref 51), Area * (IS Conc. / IS Area)
Curve type: 2nd Order, Origin: Exclude, Weighting: 1/x, Axis trans: None

	#	Name	Type	Std. Conc	RT	Area	IS Area	Response	Conc.	%Dev	Conc. Flag	CoD	CoD Flag	x=excluded
1	1	171222M2_2	Standard	0.250	6.55	388.698	4560.882	0.426	0.4	69.2	NO	1.000	NO	bdX
2	2	171222M2_3	Standard	0.500	6.55	363.644	4420.375	0.411	0.4	-20.7	NO	1.000	NO	bbX
3	3	171222M2_4	Standard	1.000	6.55	952.311	7188.089	0.662	0.8	-15.3	NO	1.000	NO	bb
4	4	171222M2_5	Standard	2.000	6.55	1283.602	4407.509	1.456	2.3	13.6	NO	1.000	NO	bb
5	5	171222M2_6	Standard	5.000	6.55	2832.833	4889.537	2.897	4.9	-2.7	NO	1.000	NO	bb
6	6	171222M2_7	Standard	10.000	6.55	5703.229	4685.926	6.085	10.6	6.3	NO	1.000	NO	bb
7	7	171222M2_8	Standard	50.000	6.55	21946.344	4135.501	26.534	48.6	-2.7	NO	1.000	NO	bb
8	8	171222M2_9	Standard	100.000	6.55	47108.414	4441.414	53.033	100.8	0.8	NO	1.000	NO	bb
9	9	171222M2_10	Standard	250.000	6.55	103816.688	4374.967	118.649	249.9	-0.0	NO	1.000	NO	bb

Dataset: U:\Q4.PRO\results\171222M2\171222M2-CRV.qld

Last Altered: Saturday, December 23, 2017 13:10:06 Pacific Standard Time
Printed: Saturday, December 23, 2017 13:17:44 Pacific Standard Time

Compound name: PFODA
Coefficient of Determination: R^2 = 0.998517
Calibration curve: -0.000286032 * x^2 + 0.699994 * x + 0.0965847
Response type: Internal Std (Ref 51), Area * (IS Conc. / IS Area)
Curve type: 2nd Order, Origin: Include, Weighting: 1/x, Axis trans: None

(A) No peak available.

	#	Name	Type	Std. Conc	RT	Area	IS Area	Response	Conc.	%Dev	Conc. Flag	CoD	CoD Flag	x=excluded
1	1	171222M2_2	Standard	0.250			4560.882				NO	0.999	NO	(A)
2	2	171222M2_3	Standard	0.500	6.77	256.514	4420.375	0.290	0.3	-44.7	NO	0.999	NO	MMX
3	3	171222M2_4	Standard	1.000	6.77	1193.745	7188.089	0.830	1.0	4.9	NO	0.999	NO	bb
4	4	171222M2_5	Standard	2.000	6.77	1196.152	4407.509	1.357	1.8	-9.9	NO	0.999	NO	bb
5	5	171222M2_6	Standard	5.000	6.77	3738.389	4889.537	3.823	5.3	6.7	NO	0.999	NO	bb
6	6	171222M2_7	Standard	10.000	6.77	7461.049	4685.926	7.961	11.3	12.9	NO	0.999	NO	bb
7	7	171222M2_8	Standard	50.000	6.77	29435.684	4135.501	35.589	51.8	3.6	NO	0.999	NO	bb
8	8	171222M2_9	Standard	100.000	6.77	56838.738	4441.414	63.987	95.0	-5.0	NO	0.999	NO	bb
9	9	171222M2_10	Standard	250.000	6.77	138455.828	4374.967	158.236	251.8	0.7	NO	0.999	NO	bb

Compound name: N-MeFOSE
Correlation coefficient: r = 0.996764, r^2 = 0.993538
Calibration curve: 1.06005 * x + -0.147409
Response type: Internal Std (Ref 52), Area * (IS Conc. / IS Area)
Curve type: Linear, Origin: Exclude, Weighting: 1/x, Axis trans: None

	#	Name	Type	Std. Conc	RT	Area	IS Area	Response	Conc.	%Dev	Conc. Flag	CoD	CoD Flag	x=excluded
1	1	171222M2_2	Standard	1.250	6.34	182.928	24611.727	1.115	1.2	-4.7	NO	0.994	NO	MM
2	2	171222M2_3	Standard	2.500	6.34	356.698	21608.568	2.476	2.5	-1.0	NO	0.994	NO	MM
3	3	171222M2_4	Standard	5.000	6.35	1243.109	37265.203	5.004	4.9	-2.8	NO	0.994	NO	bb
4	4	171222M2_5	Standard	10.000	6.34	1483.367	22799.287	9.759	9.3	-6.5	NO	0.994	NO	MM
5	5	171222M2_6	Standard	25.000	6.34	4787.511	24948.141	28.785	27.3	9.2	NO	0.994	NO	bb
6	6	171222M2_7	Standard	50.000	6.34	8471.227	20445.404	62.150	58.8	17.5	NO	0.994	NO	MM
7	7	171222M2_8	Standard	250.000	6.34	38100.750	22491.014	254.106	239.9	-4.1	NO	0.994	NO	bb
8	8	171222M2_9	Standard	500.000	6.34	67136.633	21740.494	463.214	437.1	-12.6	NO	0.994	NO	bb
9	9	171222M2_10	Standard	1250.000	6.34	176442.703	19019.389	1391.549	1312.9	5.0	NO	0.994	NO	MM

Dataset: U:\Q4.PRO\results\171222M2\171222M2-CRV.qld

Last Altered: Saturday, December 23, 2017 13:10:06 Pacific Standard Time
Printed: Saturday, December 23, 2017 13:17:44 Pacific Standard Time

Compound name: N-EtFOSE
Coefficient of Determination: R^2 = 0.993634
Calibration curve: 0.000322891 * x^2 + 0.922278 * x + 1.3949
Response type: Internal Std (Ref 53), Area * (IS Conc. / IS Area)
Curve type: 2nd Order, Origin: Exclude, Weighting: 1/x, Axis trans: None

	#	Name	Type	Std. Conc	RT	Area	IS Area	Response	Conc.	%Dev	Conc. Flag	CoD	CoD Flag	x=excluded
1	1	171222M2_2	Standard	1.250	6.49	256.081	22174.846	1.732	0.4	-70.7	NO	0.994	NO	MMX
2	2	171222M2_3	Standard	2.500	6.49	476.005	23471.932	3.042	1.8	-28.6	NO	0.994	NO	bb
3	3	171222M2_4	Standard	5.000	6.49	1390.642	40429.602	5.159	4.1	-18.5	NO	0.994	NO	bb
4	4	171222M2_5	Standard	10.000	6.49	1579.787	21843.400	10.848	10.2	2.1	NO	0.994	NO	MM
5	5	171222M2_6	Standard	25.000	6.49	5670.703	29869.510	28.477	29.1	16.3	NO	0.994	NO	bb
6	6	171222M2_7	Standard	50.000	6.49	9772.574	24184.516	60.613	62.8	25.7	NO	0.994	NO	bb
7	7	171222M2_8	Standard	250.000	6.49	44978.238	23454.143	287.656	282.5	13.0	NO	0.994	NO	bb
8	8	171222M2_9	Standard	500.000	6.49	79563.180	25275.377	472.178	442.0	-11.6	NO	0.994	NO	bb
9	9	171222M2_10	Standard	1250.000	6.49	223195.109	19933.781	1679.524	1262.0	1.0	NO	0.994	NO	MM

Compound name: 13C3-PFBA
Response Factor: 0.861859
RRF SD: 0.0512604, Relative SD: 5.94766
Response type: Internal Std (Ref 54), Area * (IS Conc. / IS Area)
Curve type: RF

	#	Name	Type	Std. Conc	RT	Area	IS Area	Response	Conc.	%Dev	Conc. Flag	CoD	CoD Flag	x=excluded
1	1	171222M2_2	Standard	12.500	1.52	10332.318	11488.364	11.242	13.0	4.4	NO		NO	bb
2	2	171222M2_3	Standard	12.500	1.53	9282.098	10597.440	10.949	12.7	1.6	NO		NO	bb
3	3	171222M2_4	Standard	12.500	1.53	16257.590	17383.303	11.691	13.6	8.5	NO		NO	bb
4	4	171222M2_5	Standard	12.500	1.53	9077.016	10725.450	10.579	12.3	-1.8	NO		NO	bb
5	5	171222M2_6	Standard	12.500	1.53	11131.484	12525.539	11.109	12.9	3.1	NO		NO	bb
6	6	171222M2_7	Standard	12.500	1.53	10558.892	11675.947	11.304	13.1	4.9	NO		NO	bb
7	7	171222M2_8	Standard	12.500	1.53	10127.421	12618.447	10.032	11.6	-6.9	NO		NO	bb
8	8	171222M2_9	Standard	12.500	1.52	10008.387	12757.755	9.806	11.4	-9.0	NO		NO	bb
9	9	171222M2_10	Standard	12.500	1.53	9483.538	11567.904	10.248	11.9	-4.9	NO		NO	bb

Dataset: U:\Q4.PRO\results\171222M2\171222M2-CRV.qld

Last Altered: Saturday, December 23, 2017 13:10:06 Pacific Standard Time
Printed: Saturday, December 23, 2017 13:17:44 Pacific Standard Time

Compound name: 13C3-PFPeA
Response Factor: 0.846504
RRF SD: 0.0475644, Relative SD: 5.61893
Response type: Internal Std (Ref 55), Area * (IS Conc. / IS Area)
Curve type: RF

	#	Name	Type	Std. Conc	RT	Area	IS Area	Response	Conc.	%Dev	Conc. Flag	CoD	CoD Flag	x=excluded
1	1	171222M2_2	Standard	12.500	2.50	13485.114	16302.083	10.340	12.2	-2.3	NO		NO	bb
2	2	171222M2_3	Standard	12.500	2.50	13152.414	15320.303	10.731	12.7	1.4	NO		NO	bb
3	3	171222M2_4	Standard	12.500	2.50	21646.975	26547.980	10.192	12.0	-3.7	NO		NO	bb
4	4	171222M2_5	Standard	12.500	2.50	12906.646	14484.056	11.139	13.2	5.3	NO		NO	bb
5	5	171222M2_6	Standard	12.500	2.50	15585.689	17902.932	10.882	12.9	2.8	NO		NO	bb
6	6	171222M2_7	Standard	12.500	2.50	14664.524	15800.152	11.602	13.7	9.6	NO		NO	bb
7	7	171222M2_8	Standard	12.500	2.50	14362.080	17459.227	10.283	12.1	-2.8	NO		NO	bb
8	8	171222M2_9	Standard	12.500	2.50	14357.635	17073.957	10.511	12.4	-0.7	NO		NO	bb
9	9	171222M2_10	Standard	12.500	2.50	12430.423	16267.092	9.552	11.3	-9.7	NO		NO	bb

Compound name: 13C3-PFBS
Response Factor: 0.103739
RRF SD: 0.00540527, Relative SD: 5.21046
Response type: Internal Std (Ref 55), Area * (IS Conc. / IS Area)
Curve type: RF

	#	Name	Type	Std. Conc	RT	Area	IS Area	Response	Conc.	%Dev	Conc. Flag	CoD	CoD Flag	x=excluded
1	1	171222M2_2	Standard	12.500	2.77	1771.554	16302.083	1.358	13.1	4.8	NO		NO	bb
2	2	171222M2_3	Standard	12.500	2.77	1596.731	15320.303	1.303	12.6	0.5	NO		NO	bb
3	3	171222M2_4	Standard	12.500	2.77	2811.617	26547.980	1.324	12.8	2.1	NO		NO	bb
4	4	171222M2_5	Standard	12.500	2.77	1602.657	14484.056	1.383	13.3	6.7	NO		NO	bb
5	5	171222M2_6	Standard	12.500	2.77	1904.739	17902.932	1.330	12.8	2.6	NO		NO	bb
6	6	171222M2_7	Standard	12.500	2.77	1685.975	15800.152	1.334	12.9	2.9	NO		NO	bb
7	7	171222M2_8	Standard	12.500	2.77	1720.908	17459.227	1.232	11.9	-5.0	NO		NO	bb
8	8	171222M2_9	Standard	12.500	2.77	1662.654	17073.957	1.217	11.7	-6.1	NO		NO	bb
9	9	171222M2_10	Standard	12.500	2.77	1547.892	16267.092	1.189	11.5	-8.3	NO		NO	bb

Dataset: U:\Q4.PRO\results\171222M2\171222M2-CRV.qld

Last Altered: Saturday, December 23, 2017 13:10:06 Pacific Standard Time
Printed: Saturday, December 23, 2017 13:17:44 Pacific Standard Time

Compound name: 13C2-PFHxA
Response Factor: 0.727517
RRF SD: 0.0422147, Relative SD: 5.80258
Response type: Internal Std (Ref 55), Area * (IS Conc. / IS Area)
Curve type: RF

	#	Name	Type	Std. Conc	RT	Area	IS Area	Response	Conc.	%Dev	Conc. Flag	CoD	CoD Flag	x=excluded
1	1	171222M2_2	Standard	5.000	3.27	4711.450	16302.083	3.613	5.0	-0.7	NO		NO	bb
2	2	171222M2_3	Standard	5.000	3.26	4586.357	15320.303	3.742	5.1	2.9	NO		NO	bb
3	3	171222M2_4	Standard	5.000	3.26	7584.374	26547.980	3.571	4.9	-1.8	NO		NO	bb
4	4	171222M2_5	Standard	5.000	3.26	4698.800	14484.056	4.055	5.6	11.5	NO		NO	bb
5	5	171222M2_6	Standard	5.000	3.27	5532.011	17902.932	3.863	5.3	6.2	NO		NO	bb
6	6	171222M2_7	Standard	5.000	3.26	4489.175	15800.152	3.552	4.9	-2.4	NO		NO	bb
7	7	171222M2_8	Standard	5.000	3.26	4820.300	17459.227	3.451	4.7	-5.1	NO		NO	bb
8	8	171222M2_9	Standard	5.000	3.26	4707.533	17073.957	3.446	4.7	-5.3	NO		NO	bb
9	9	171222M2_10	Standard	5.000	3.27	4484.233	16267.092	3.446	4.7	-5.3	NO		NO	bb

Compound name: 13C4-PFHpA
Response Factor: 0.575726
RRF SD: 0.0376302, Relative SD: 6.53613
Response type: Internal Std (Ref 55), Area * (IS Conc. / IS Area)
Curve type: RF

	#	Name	Type	Std. Conc	RT	Area	IS Area	Response	Conc.	%Dev	Conc. Flag	CoD	CoD Flag	x=excluded
1	1	171222M2_2	Standard	12.500	3.89	9408.930	16302.083	7.215	12.5	0.2	NO		NO	bb
2	2	171222M2_3	Standard	12.500	3.89	9380.078	15320.303	7.653	13.3	6.3	NO		NO	bb
3	3	171222M2_4	Standard	12.500	3.89	15680.518	26547.980	7.383	12.8	2.6	NO		NO	bb
4	4	171222M2_5	Standard	12.500	3.89	8104.117	14484.056	6.994	12.1	-2.8	NO		NO	bb
5	5	171222M2_6	Standard	12.500	3.89	10799.118	17902.932	7.540	13.1	4.8	NO		NO	bb
6	6	171222M2_7	Standard	12.500	3.88	10019.214	15800.152	7.927	13.8	10.1	NO		NO	bb
7	7	171222M2_8	Standard	12.500	3.89	9311.534	17459.227	6.667	11.6	-7.4	NO		NO	bb
8	8	171222M2_9	Standard	12.500	3.89	9364.852	17073.957	6.856	11.9	-4.7	NO		NO	bb
9	9	171222M2_10	Standard	12.500	3.89	8504.396	16267.092	6.535	11.4	-9.2	NO		NO	bb

Dataset: U:\Q4.PRO\results\171222M2\171222M2-CRV.qld

Last Altered: Saturday, December 23, 2017 13:10:06 Pacific Standard Time
Printed: Saturday, December 23, 2017 13:17:44 Pacific Standard Time

Compound name: 18O2-PFHxS
Response Factor: 0.422348
RRF SD: 0.0326753, Relative SD: 7.73657
Response type: Internal Std (Ref 56), Area * (IS Conc. / IS Area)
Curve type: RF

	#	Name	Type	Std. Conc	RT	Area	IS Area	Response	Conc.	%Dev	Conc. Flag	CoD	CoD Flag	x=excluded
1	1	171222M2_2	Standard	12.500	4.03	1475.125	3569.806	5.165	12.2	-2.2	NO		NO	bb
2	2	171222M2_3	Standard	12.500	4.03	1078.832	2946.274	4.577	10.8	-13.3	NO		NO	bb
3	3	171222M2_4	Standard	12.500	4.03	2500.002	5478.525	5.704	13.5	8.0	NO		NO	bb
4	4	171222M2_5	Standard	12.500	4.03	1349.179	2991.840	5.637	13.3	6.8	NO		NO	bb
5	5	171222M2_6	Standard	12.500	4.03	1599.045	3819.957	5.233	12.4	-0.9	NO		NO	bb
6	6	171222M2_7	Standard	12.500	4.03	1501.229	3665.422	5.120	12.1	-3.0	NO		NO	bb
7	7	171222M2_8	Standard	12.500	4.03	1459.765	3487.427	5.232	12.4	-0.9	NO		NO	bb
8	8	171222M2_9	Standard	12.500	4.03	1548.728	3282.897	5.897	14.0	11.7	NO		NO	bb
9	9	171222M2_10	Standard	12.500	4.03	1313.311	3316.768	4.950	11.7	-6.2	NO		NO	bb

Compound name: 13C2-6:2 FTS
Response Factor: 0.308268
RRF SD: 0.0299514, Relative SD: 9.71601
Response type: Internal Std (Ref 57), Area * (IS Conc. / IS Area)
Curve type: RF

	#	Name	Type	Std. Conc	RT	Area	IS Area	Response	Conc.	%Dev	Conc. Flag	CoD	CoD Flag	x=excluded
1	1	171222M2_2	Standard	12.500	4.35	3900.474	12697.024	3.840	12.5	-0.3	NO		NO	bb
2	2	171222M2_3	Standard	12.500	4.35	3142.843	9701.084	4.050	13.1	5.1	NO		NO	bd
3	3	171222M2_4	Standard	12.500	4.35	5923.473	18008.502	4.112	13.3	6.7	NO		NO	bb
4	4	171222M2_5	Standard	12.500	4.35	3500.502	11607.192	3.770	12.2	-2.2	NO		NO	bb
5	5	171222M2_6	Standard	12.500	4.35	4042.095	12781.400	3.953	12.8	2.6	NO		NO	bb
6	6	171222M2_7	Standard	12.500	4.34	3043.510	12294.104	3.094	10.0	-19.7	NO		NO	bb
7	7	171222M2_8	Standard	12.500	4.35	4661.493	13398.900	4.349	14.1	12.9	NO		NO	bb
8	8	171222M2_9	Standard	12.500	4.35	4053.272	13844.778	3.660	11.9	-5.0	NO		NO	bb
9	9	171222M2_10	Standard	12.500	4.35	6495.788	10891.877	7.455	24.2	93.5	NO		NO	bbX

Dataset: U:\Q4.PRO\results\171222M2\171222M2-CRV.qld

Last Altered: Saturday, December 23, 2017 13:10:06 Pacific Standard Time
Printed: Saturday, December 23, 2017 13:17:44 Pacific Standard Time

Compound name: 13C2-PFOA
Response Factor: 1.22042
RRF SD: 0.0881524, Relative SD: 7.22311
Response type: Internal Std (Ref 57), Area * (IS Conc. / IS Area)
Curve type: RF

	#	Name	Type	Std. Conc	RT	Area	IS Area	Response	Conc.	%Dev	Conc. Flag	CoD	CoD Flag	x=excluded
1	1	171222M2_2	Standard	12.500	4.40	15197.600	12697.024	14.962	12.3	-1.9	NO		NO	bb
2	2	171222M2_3	Standard	12.500	4.40	12945.077	9701.084	16.680	13.7	9.3	NO		NO	bb
3	3	171222M2_4	Standard	12.500	4.40	23646.717	18008.502	16.414	13.4	7.6	NO		NO	bb
4	4	171222M2_5	Standard	12.500	4.40	14443.603	11607.192	15.555	12.7	2.0	NO		NO	bb
5	5	171222M2_6	Standard	12.500	4.40	16725.184	12781.400	16.357	13.4	7.2	NO		NO	bb
6	6	171222M2_7	Standard	12.500	4.40	14682.070	12294.104	14.928	12.2	-2.1	NO		NO	bb
7	7	171222M2_8	Standard	12.500	4.40	14286.091	13398.900	13.328	10.9	-12.6	NO		NO	bb
8	8	171222M2_9	Standard	12.500	4.40	15854.149	13844.778	14.314	11.7	-6.2	NO		NO	bb
9	9	171222M2_10	Standard	12.500	4.40	12861.928	10891.877	14.761	12.1	-3.2	NO		NO	bb

Compound name: 13C5-PFNA
Response Factor: 0.913983
RRF SD: 0.0971402, Relative SD: 10.6282
Response type: Internal Std (Ref 58), Area * (IS Conc. / IS Area)
Curve type: RF

	#	Name	Type	Std. Conc	RT	Area	IS Area	Response	Conc.	%Dev	Conc. Flag	CoD	CoD Flag	x=excluded
1	1	171222M2_2	Standard	12.500	4.83	13072.630	13972.515	11.695	12.8	2.4	NO		NO	bb
2	2	171222M2_3	Standard	12.500	4.83	9856.542	10708.006	11.506	12.6	0.7	NO		NO	bb
3	3	171222M2_4	Standard	12.500	4.83	18674.195	19673.727	11.865	13.0	3.9	NO		NO	bb
4	4	171222M2_5	Standard	12.500	4.83	10612.777	12685.292	10.458	11.4	-8.5	NO		NO	bb
5	5	171222M2_6	Standard	12.500	4.83	16012.765	16498.668	12.132	13.3	6.2	NO		NO	bb
6	6	171222M2_7	Standard	12.500	4.82	14331.848	13076.268	13.700	15.0	19.9	NO		NO	bb
7	7	171222M2_8	Standard	12.500	4.83	12735.671	13584.599	11.719	12.8	2.6	NO		NO	bb
8	8	171222M2_9	Standard	12.500	4.83	10176.732	12993.837	9.790	10.7	-14.3	NO		NO	bb
9	9	171222M2_10	Standard	12.500	4.83	10643.971	13360.413	9.958	10.9	-12.8	NO		NO	bb

Dataset: U:\Q4.PRO\results\171222M2\171222M2-CRV.qld

Last Altered: Saturday, December 23, 2017 13:10:06 Pacific Standard Time
Printed: Saturday, December 23, 2017 13:17:44 Pacific Standard Time

Compound name: 13C8-PFOSA
Response Factor: 0.300963
RRF SD: 0.041004, Relative SD: 13.6243
Response type: Internal Std (Ref 61), Area * (IS Conc. / IS Area)
Curve type: RF

	#	Name	Type	Std. Conc	RT	Area	IS Area	Response	Conc.	%Dev	Conc. Flag	CoD	CoD Flag	x=excluded
1	1	171222M2_2	Standard	12.500	4.88	4315.006	14070.324	3.833	12.7	1.9	NO		NO	bb
2	2	171222M2_3	Standard	12.500	4.88	3809.210	14320.610	3.325	11.0	-11.6	NO		NO	bb
3	3	171222M2_4	Standard	12.500	4.88	6419.549	21522.318	3.728	12.4	-0.9	NO		NO	bb
4	4	171222M2_5	Standard	12.500	4.89	4183.955	11683.990	4.476	14.9	19.0	NO		NO	bb
5	5	171222M2_6	Standard	12.500	4.89	4838.859	15577.058	3.883	12.9	3.2	NO		NO	bb
6	6	171222M2_7	Standard	12.500	4.88	4649.442	12678.875	4.584	15.2	21.8	NO		NO	bb
7	7	171222M2_8	Standard	12.500	4.88	4565.139	16661.904	3.425	11.4	-9.0	NO		NO	bb
8	8	171222M2_9	Standard	12.500	4.88	4434.125	18397.201	3.013	10.0	-19.9	NO		NO	bb
9	9	171222M2_10	Standard	12.500	4.88	3865.374	13455.520	3.591	11.9	-4.5	NO		NO	bb

Compound name: 13C8-PFOS
Response Factor: 0.98904
RRF SD: 0.1269, Relative SD: 12.8306
Response type: Internal Std (Ref 59), Area * (IS Conc. / IS Area)
Curve type: RF

	#	Name	Type	Std. Conc	RT	Area	IS Area	Response	Conc.	%Dev	Conc. Flag	CoD	CoD Flag	x=excluded
1	1	171222M2_2	Standard	12.500	4.91	4007.436	3640.282	13.761	13.9	11.3	NO		NO	bb
2	2	171222M2_3	Standard	12.500	4.91	3211.775	3768.769	10.653	10.8	-13.8	NO		NO	bb
3	3	171222M2_4	Standard	12.500	4.91	6307.363	6638.511	11.876	12.0	-3.9	NO		NO	bb
4	4	171222M2_5	Standard	12.500	4.91	3795.806	3304.692	14.358	14.5	16.1	NO		NO	bb
5	5	171222M2_6	Standard	12.500	4.91	4429.832	4513.856	12.267	12.4	-0.8	NO		NO	bb
6	6	171222M2_7	Standard	12.500	4.91	3925.902	3495.599	14.039	14.2	13.6	NO		NO	bb
7	7	171222M2_8	Standard	12.500	4.91	4150.536	3896.793	13.314	13.5	7.7	NO		NO	bb
8	8	171222M2_9	Standard	12.500	4.91	3736.403	4638.332	10.069	10.2	-18.6	NO		NO	bb
9	9	171222M2_10	Standard	12.500	4.91	3305.996	3780.792	10.930	11.1	-11.6	NO		NO	bb

Dataset: U:\Q4.PRO\results\171222M2\171222M2-CRV.qld

Last Altered: Saturday, December 23, 2017 13:10:06 Pacific Standard Time
Printed: Saturday, December 23, 2017 13:17:44 Pacific Standard Time

Compound name: 13C2-PFDA
Response Factor: 1.2486
RRF SD: 0.116755, Relative SD: 9.35083
Response type: Internal Std (Ref 60), Area * (IS Conc. / IS Area)
Curve type: RF

	#	Name	Type	Std. Conc	RT	Area	IS Area	Response	Conc.	%Dev	Conc. Flag	CoD	CoD Flag	x=excluded
1	1	171222M2_2	Standard	12.500	5.20	14029.104	11811.230	14.847	11.9	-4.9	NO		NO	bb
2	2	171222M2_3	Standard	12.500	5.20	10815.911	8139.060	16.611	13.3	6.4	NO		NO	bb
3	3	171222M2_4	Standard	12.500	5.20	22437.533	18866.404	14.866	11.9	-4.8	NO		NO	bb
4	4	171222M2_5	Standard	12.500	5.20	15130.616	12060.660	15.682	12.6	0.5	NO		NO	bb
5	5	171222M2_6	Standard	12.500	5.20	16832.873	12164.168	17.298	13.9	10.8	NO		NO	bb
6	6	171222M2_7	Standard	12.500	5.20	14425.443	11053.938	16.313	13.1	4.5	NO		NO	bb
7	7	171222M2_8	Standard	12.500	5.20	12465.504	9956.366	15.650	12.5	0.3	NO		NO	bb
8	8	171222M2_9	Standard	12.500	5.20	15922.414	11859.804	16.782	13.4	7.5	NO		NO	bb
9	9	171222M2_10	Standard	12.500	5.20	11709.166	11785.220	12.419	9.9	-20.4	NO		NO	bd

Compound name: 13C2-8:2 FTS
Response Factor: 0.147489
RRF SD: 0.0165773, Relative SD: 11.2396
Response type: Internal Std (Ref 55), Area * (IS Conc. / IS Area)
Curve type: RF

	#	Name	Type	Std. Conc	RT	Area	IS Area	Response	Conc.	%Dev	Conc. Flag	CoD	CoD Flag	x=excluded
1	1	171222M2_2	Standard	12.500	5.17	2675.984	16302.083	2.052	13.9	11.3	NO		NO	bb
2	2	171222M2_3	Standard	12.500	5.17	1918.273	15320.303	1.565	10.6	-15.1	NO		NO	bd
3	3	171222M2_4	Standard	12.500	5.17	3872.996	26547.980	1.824	12.4	-1.1	NO		NO	bb
4	4	171222M2_5	Standard	12.500	5.17	2060.370	14484.056	1.778	12.1	-3.6	NO		NO	bb
5	5	171222M2_6	Standard	12.500	5.17	2427.488	17902.932	1.695	11.5	-8.1	NO		NO	bb
6	6	171222M2_7	Standard	12.500	5.17	2248.133	15800.152	1.779	12.1	-3.5	NO		NO	bb
7	7	171222M2_8	Standard	12.500	5.17	2553.155	17459.227	1.828	12.4	-0.9	NO		NO	bb
8	8	171222M2_9	Standard	12.500	5.17	3044.353	17073.957	2.229	15.1	20.9	NO		NO	bb
9	9	171222M2_10	Standard	12.500	5.17	4084.182	16267.092	3.138	21.3	70.2	NO		NO	bbX

Dataset: U:\Q4.PRO\results\171222M2\171222M2-CRV.qld

Last Altered: Saturday, December 23, 2017 13:10:06 Pacific Standard Time
Printed: Saturday, December 23, 2017 13:17:44 Pacific Standard Time

Compound name: d3-N-MeFOSAA
Response Factor: 0.335886
RRF SD: 0.045067, Relative SD: 13.4173
Response type: Internal Std (Ref 61), Area * (IS Conc. / IS Area)
Curve type: RF

	#	Name	Type	Std. Conc	RT	Area	IS Area	Response	Conc.	%Dev	Conc. Flag	CoD	CoD Flag	x=excluded
1	1	171222M2_2	Standard	12.500	5.34	5351.151	14070.324	4.754	14.2	13.2	NO		NO	bb
2	2	171222M2_3	Standard	12.500	5.34	4630.825	14320.610	4.042	12.0	-3.7	NO		NO	bb
3	3	171222M2_4	Standard	12.500	5.34	8234.483	21522.318	4.783	14.2	13.9	NO		NO	bb
4	4	171222M2_5	Standard	12.500	5.34	3776.324	11683.990	4.040	12.0	-3.8	NO		NO	bb
5	5	171222M2_6	Standard	12.500	5.34	5037.042	15577.058	4.042	12.0	-3.7	NO		NO	bb
6	6	171222M2_7	Standard	12.500	5.34	5204.667	12678.875	5.131	15.3	22.2	NO		NO	bb
7	7	171222M2_8	Standard	12.500	5.34	4846.301	16661.904	3.636	10.8	-13.4	NO		NO	bb
8	8	171222M2_9	Standard	12.500	5.34	5103.033	18397.201	3.467	10.3	-17.4	NO		NO	bb
9	9	171222M2_10	Standard	12.500	5.34	4189.806	13455.520	3.892	11.6	-7.3	NO		NO	bb

Compound name: d5-N-EtFOSAA
Response Factor: 0.416698
RRF SD: 0.0640647, Relative SD: 15.3744
Response type: Internal Std (Ref 61), Area * (IS Conc. / IS Area)
Curve type: RF

	#	Name	Type	Std. Conc	RT	Area	IS Area	Response	Conc.	%Dev	Conc. Flag	CoD	CoD Flag	x=excluded
1	1	171222M2_2	Standard	12.500	5.50	6413.670	14070.324	5.698	13.7	9.4	NO		NO	bb
2	2	171222M2_3	Standard	12.500	5.50	5674.615	14320.610	4.953	11.9	-4.9	NO		NO	bb
3	3	171222M2_4	Standard	12.500	5.50	9366.825	21522.318	5.440	13.1	4.4	NO		NO	bb
4	4	171222M2_5	Standard	12.500	5.50	5704.226	11683.990	6.103	14.6	17.2	NO		NO	bb
5	5	171222M2_6	Standard	12.500	5.50	6710.787	15577.058	5.385	12.9	3.4	NO		NO	bb
6	6	171222M2_7	Standard	12.500	5.50	6497.169	12678.875	6.406	15.4	23.0	NO		NO	bb
7	7	171222M2_8	Standard	12.500	5.50	5570.440	16661.904	4.179	10.0	-19.8	NO		NO	bb
8	8	171222M2_9	Standard	12.500	5.50	6394.731	18397.201	4.345	10.4	-16.6	NO		NO	bb
9	9	171222M2_10	Standard	12.500	5.49	4704.144	13455.520	4.370	10.5	-16.1	NO		NO	bb

Dataset: U:\Q4.PRO\results\171222M2\171222M2-CRV.qld

Last Altered: Saturday, December 23, 2017 13:10:06 Pacific Standard Time
Printed: Saturday, December 23, 2017 13:17:44 Pacific Standard Time

Compound name: 13C2-PFUdA
Response Factor: 1.03395
RRF SD: 0.187745, Relative SD: 18.158
Response type: Internal Std (Ref 61), Area * (IS Conc. / IS Area)
Curve type: RF

	#	Name	Type	Std. Conc	RT	Area	IS Area	Response	Conc.	%Dev	Conc. Flag	CoD	CoD Flag	x=excluded
1	1	171222M2_2	Standard	12.500	5.52	13780.522	14070.324	12.243	11.8	-5.3	NO		NO	bb
2	2	171222M2_3	Standard	12.500	5.52	12279.200	14320.610	10.718	10.4	-17.1	NO		NO	bb
3	3	171222M2_4	Standard	12.500	5.52	27230.689	21522.318	15.815	15.3	22.4	NO		NO	bb
4	4	171222M2_5	Standard	12.500	5.52	16315.268	11683.990	17.455	16.9	35.1	NO		NO	MM
5	5	171222M2_6	Standard	12.500	5.52	16878.465	15577.058	13.544	13.1	4.8	NO		NO	MM
6	6	171222M2_7	Standard	12.500	5.52	12749.093	12678.875	12.569	12.2	-2.7	NO		NO	MM
7	7	171222M2_8	Standard	12.500	5.52	15483.898	16661.904	11.616	11.2	-10.1	NO		NO	MM
8	8	171222M2_9	Standard	12.500	5.52	15164.150	18397.201	10.303	10.0	-20.3	NO		NO	bb
9	9	171222M2_10	Standard	12.500	5.52	12977.589	13455.520	12.056	11.7	-6.7	NO		NO	bb

Compound name: 13C2-PFDoA
Response Factor: 0.721726
RRF SD: 0.107557, Relative SD: 14.9028
Response type: Internal Std (Ref 61), Area * (IS Conc. / IS Area)
Curve type: RF

	#	Name	Type	Std. Conc	RT	Area	IS Area	Response	Conc.	%Dev	Conc. Flag	CoD	CoD Flag	x=excluded
1	1	171222M2_2	Standard	12.500	5.79	9515.576	14070.324	8.454	11.7	-6.3	NO		NO	bb
2	2	171222M2_3	Standard	12.500	5.79	9202.334	14320.610	8.032	11.1	-11.0	NO		NO	bb
3	3	171222M2_4	Standard	12.500	5.79	17584.814	21522.318	10.213	14.2	13.2	NO		NO	bb
4	4	171222M2_5	Standard	12.500	5.79	10779.049	11683.990	11.532	16.0	27.8	NO		NO	bb
5	5	171222M2_6	Standard	12.500	5.80	11582.190	15577.058	9.294	12.9	3.0	NO		NO	bb
6	6	171222M2_7	Standard	12.500	5.79	10161.965	12678.875	10.019	13.9	11.1	NO		NO	bb
7	7	171222M2_8	Standard	12.500	5.79	10507.205	16661.904	7.883	10.9	-12.6	NO		NO	bb
8	8	171222M2_9	Standard	12.500	5.79	10879.270	18397.201	7.392	10.2	-18.1	NO		NO	bb
9	9	171222M2_10	Standard	12.500	5.79	9016.018	13455.520	8.376	11.6	-7.2	NO		NO	bb

Dataset: U:\Q4.PRO\results\171222M2\171222M2-CRV.qld

Last Altered: Saturday, December 23, 2017 13:10:06 Pacific Standard Time
Printed: Saturday, December 23, 2017 13:17:44 Pacific Standard Time

Compound name: d3-N-MeFOSA
Response Factor: 0.0987353
RRF SD: 0.0132408, Relative SD: 13.4104
Response type: Internal Std (Ref 61), Area * (IS Conc. / IS Area)
Curve type: RF

	#	Name	Type	Std. Conc	RT	Area	IS Area	Response	Conc.	%Dev	Conc. Flag	CoD	CoD Flag	x=excluded
1	1	171222M2_2	Standard	150.000	5.83	17283.363	14070.324	15.354	155.5	3.7	NO		NO	bb
2	2	171222M2_3	Standard	150.000	5.84	17070.107	14320.610	14.900	150.9	0.6	NO		NO	bd
3	3	171222M2_4	Standard	150.000	5.84	26834.154	21522.318	15.585	157.8	5.2	NO		NO	bb
4	4	171222M2_5	Standard	150.000	5.84	15763.131	11683.990	16.864	170.8	13.9	NO		NO	bb
5	5	171222M2_6	Standard	150.000	5.84	18902.979	15577.058	15.169	153.6	2.4	NO		NO	bb
6	6	171222M2_7	Standard	150.000	5.83	17656.633	12678.875	17.408	176.3	17.5	NO		NO	bb
7	7	171222M2_8	Standard	150.000	5.83	16577.598	16661.904	12.437	126.0	-16.0	NO		NO	bb
8	8	171222M2_9	Standard	150.000	5.84	16326.018	18397.201	11.093	112.3	-25.1	NO		NO	bb
9	9	171222M2_10	Standard	150.000	5.84	15590.391	13455.520	14.483	146.7	-2.2	NO		NO	bb

Compound name: 13C2-PFTeDA
Response Factor: 0.627303
RRF SD: 0.0853951, Relative SD: 13.613
Response type: Internal Std (Ref 61), Area * (IS Conc. / IS Area)
Curve type: RF

	#	Name	Type	Std. Conc	RT	Area	IS Area	Response	Conc.	%Dev	Conc. Flag	CoD	CoD Flag	x=excluded
1	1	171222M2_2	Standard	12.500	6.25	8745.730	14070.324	7.770	12.4	-0.9	NO		NO	bb
2	2	171222M2_3	Standard	12.500	6.25	8065.880	14320.610	7.040	11.2	-10.2	NO		NO	bb
3	3	171222M2_4	Standard	12.500	6.25	15606.578	21522.318	9.064	14.4	15.6	NO		NO	bb
4	4	171222M2_5	Standard	12.500	6.25	7983.866	11683.990	8.541	13.6	8.9	NO		NO	bb
5	5	171222M2_6	Standard	12.500	6.24	10761.922	15577.058	8.636	13.8	10.1	NO		NO	bb
6	6	171222M2_7	Standard	12.500	6.25	8974.494	12678.875	8.848	14.1	12.8	NO		NO	bb
7	7	171222M2_8	Standard	12.500	6.24	8964.688	16661.904	6.725	10.7	-14.2	NO		NO	bd
8	8	171222M2_9	Standard	12.500	6.25	8759.884	18397.201	5.952	9.5	-24.1	NO		NO	bb
9	9	171222M2_10	Standard	12.500	6.25	8605.728	13455.520	7.995	12.7	2.0	NO		NO	bb

Dataset: U:\Q4.PRO\results\171222M2\171222M2-CRV.qld

Last Altered: Saturday, December 23, 2017 13:10:06 Pacific Standard Time
Printed: Saturday, December 23, 2017 13:17:44 Pacific Standard Time

Compound name: d5-N-ETFOSA
Response Factor: 0.153843
RRF SD: 0.023982, Relative SD: 15.5887
Response type: Internal Std (Ref 61), Area * (IS Conc. / IS Area)
Curve type: RF

	#	Name	Type	Std. Conc	RT	Area	IS Area	Response	Conc.	%Dev	Conc. Flag	CoD	CoD Flag	x=excluded
1	1	171222M2_2	Standard	150.000	6.21	27662.662	14070.324	24.575	159.7	6.5	NO		NO	bb
2	2	171222M2_3	Standard	150.000	6.21	25565.453	14320.610	22.315	145.1	-3.3	NO		NO	bb
3	3	171222M2_4	Standard	150.000	6.21	41823.164	21522.318	24.291	157.9	5.3	NO		NO	bb
4	4	171222M2_5	Standard	150.000	6.21	25769.490	11683.990	27.569	179.2	19.5	NO		NO	bb
5	5	171222M2_6	Standard	150.000	6.21	29877.742	15577.058	23.976	155.8	3.9	NO		NO	bb
6	6	171222M2_7	Standard	150.000	6.21	28305.225	12678.875	27.906	181.4	20.9	NO		NO	bb
7	7	171222M2_8	Standard	150.000	6.21	25884.383	16661.904	19.419	126.2	-15.8	NO		NO	bb
8	8	171222M2_9	Standard	150.000	6.21	25308.355	18397.201	17.196	111.8	-25.5	NO		NO	bb
9	9	171222M2_10	Standard	150.000	6.21	22003.318	13455.520	20.441	132.9	-11.4	NO		NO	bb

Compound name: 13C2-PFHxDA
Response Factor: 0.78952
RRF SD: 0.116292, Relative SD: 14.7294
Response type: Internal Std (Ref 61), Area * (IS Conc. / IS Area)
Curve type: RF

	#	Name	Type	Std. Conc	RT	Area	IS Area	Response	Conc.	%Dev	Conc. Flag	CoD	CoD Flag	x=excluded
1	1	171222M2_2	Standard	5.000	6.55	4560.882	14070.324	4.052	5.1	2.6	NO		NO	MM
2	2	171222M2_3	Standard	5.000	6.55	4420.375	14320.610	3.858	4.9	-2.3	NO		NO	bb
3	3	171222M2_4	Standard	5.000	6.55	7188.089	21522.318	4.175	5.3	5.8	NO		NO	bb
4	4	171222M2_5	Standard	5.000	6.55	4407.509	11683.990	4.715	6.0	19.4	NO		NO	bb
5	5	171222M2_6	Standard	5.000	6.55	4889.537	15577.058	3.924	5.0	-0.6	NO		NO	bb
6	6	171222M2_7	Standard	5.000	6.55	4685.926	12678.875	4.620	5.9	17.0	NO		NO	bb
7	7	171222M2_8	Standard	5.000	6.55	4135.501	16661.904	3.103	3.9	-21.4	NO		NO	bb
8	8	171222M2_9	Standard	5.000	6.55	4441.414	18397.201	3.018	3.8	-23.6	NO		NO	bb
9	9	171222M2_10	Standard	5.000	6.55	4374.967	13455.520	4.064	5.1	3.0	NO		NO	bb

Dataset: U:\Q4.PRO\results\171222M2\171222M2-CRV.qld

Last Altered: Saturday, December 23, 2017 13:10:06 Pacific Standard Time
Printed: Saturday, December 23, 2017 13:17:44 Pacific Standard Time

Compound name: d7-N-MeFOSE
Response Factor: 0.130557
RRF SD: 0.0194041, Relative SD: 14.8626
Response type: Internal Std (Ref 61), Area * (IS Conc. / IS Area)
Curve type: RF

	#	Name	Type	Std. Conc	RT	Area	IS Area	Response	Conc.	%Dev	Conc. Flag	CoD	CoD Flag	x=excluded
1	1	171222M2_2	Standard	150.000	6.33	24611.727	14070.324	21.865	167.5	11.6	NO		NO	bb
2	2	171222M2_3	Standard	150.000	6.34	21608.568	14320.610	18.861	144.5	-3.7	NO		NO	bb
3	3	171222M2_4	Standard	150.000	6.33	37265.203	21522.318	21.643	165.8	10.5	NO		NO	bd
4	4	171222M2_5	Standard	150.000	6.34	22799.287	11683.990	24.392	186.8	24.6	NO		NO	bb
5	5	171222M2_6	Standard	150.000	6.34	24948.141	15577.058	20.020	153.3	2.2	NO		NO	bb
6	6	171222M2_7	Standard	150.000	6.34	20445.404	12678.875	20.157	154.4	2.9	NO		NO	bd
7	7	171222M2_8	Standard	150.000	6.33	22491.014	16661.904	16.873	129.2	-13.8	NO		NO	bb
8	8	171222M2_9	Standard	150.000	6.33	21740.494	18397.201	14.772	113.1	-24.6	NO		NO	bd
9	9	171222M2_10	Standard	150.000	6.34	19019.389	13455.520	17.669	135.3	-9.8	NO		NO	bb

Compound name: d9-N-EtFOSE
Response Factor: 0.139361
RRF SD: 0.0186979, Relative SD: 13.4169
Response type: Internal Std (Ref 61), Area * (IS Conc. / IS Area)
Curve type: RF

	#	Name	Type	Std. Conc	RT	Area	IS Area	Response	Conc.	%Dev	Conc. Flag	CoD	CoD Flag	x=excluded
1	1	171222M2_2	Standard	150.000	6.48	22174.846	14070.324	19.700	141.4	-5.8	NO		NO	MM
2	2	171222M2_3	Standard	150.000	6.48	23471.932	14320.610	20.488	147.0	-2.0	NO		NO	bb
3	3	171222M2_4	Standard	150.000	6.48	40429.602	21522.318	23.481	168.5	12.3	NO		NO	bd
4	4	171222M2_5	Standard	150.000	6.48	21843.400	11683.990	23.369	167.7	11.8	NO		NO	bb
5	5	171222M2_6	Standard	150.000	6.48	29869.510	15577.058	23.969	172.0	14.7	NO		NO	bd
6	6	171222M2_7	Standard	150.000	6.48	24184.516	12678.875	23.843	171.1	14.1	NO		NO	bb
7	7	171222M2_8	Standard	150.000	6.48	23454.143	16661.904	17.596	126.3	-15.8	NO		NO	bb
8	8	171222M2_9	Standard	150.000	6.48	25275.377	18397.201	17.173	123.2	-17.8	NO		NO	bd
9	9	171222M2_10	Standard	150.000	6.48	19933.781	13455.520	18.518	132.9	-11.4	NO		NO	bb

Dataset: U:\Q4.PRO\results\171222M2\171222M2-CRV.qld

Last Altered: Saturday, December 23, 2017 13:10:06 Pacific Standard Time
Printed: Saturday, December 23, 2017 13:17:44 Pacific Standard Time

Compound name: 13C4-PFBA
Response Factor: 1
RRF SD: 0, Relative SD: 0
Response type: Internal Std (Ref 54), Area * (IS Conc. / IS Area)
Curve type: RF

	#	Name	Type	Std. Conc	RT	Area	IS Area	Response	Conc.	%Dev	Conc. Flag	CoD	CoD Flag	x=excluded
1	1	171222M2_2	Standard	12.500	1.52	11488.364	11488.364	12.500	12.5	0.0	NO		NO	bb
2	2	171222M2_3	Standard	12.500	1.53	10597.440	10597.440	12.500	12.5	0.0	NO		NO	bb
3	3	171222M2_4	Standard	12.500	1.53	17383.303	17383.303	12.500	12.5	0.0	NO		NO	bb
4	4	171222M2_5	Standard	12.500	1.53	10725.450	10725.450	12.500	12.5	0.0	NO		NO	bb
5	5	171222M2_6	Standard	12.500	1.53	12525.539	12525.539	12.500	12.5	0.0	NO		NO	bb
6	6	171222M2_7	Standard	12.500	1.52	11675.947	11675.947	12.500	12.5	0.0	NO		NO	bb
7	7	171222M2_8	Standard	12.500	1.52	12618.447	12618.447	12.500	12.5	0.0	NO		NO	bb
8	8	171222M2_9	Standard	12.500	1.52	12757.755	12757.755	12.500	12.5	0.0	NO		NO	bb
9	9	171222M2_10	Standard	12.500	1.52	11567.904	11567.904	12.500	12.5	0.0	NO		NO	bb

Compound name: 13C5-PFHxA
Response Factor: 1
RRF SD: 5.55112e-017, Relative SD: 5.55112e-015
Response type: Internal Std (Ref 55), Area * (IS Conc. / IS Area)
Curve type: RF

	#	Name	Type	Std. Conc	RT	Area	IS Area	Response	Conc.	%Dev	Conc. Flag	CoD	CoD Flag	x=excluded
1	1	171222M2_2	Standard	12.500	3.26	16302.083	16302.083	12.500	12.5	0.0	NO		NO	bb
2	2	171222M2_3	Standard	12.500	3.26	15320.303	15320.303	12.500	12.5	0.0	NO		NO	bb
3	3	171222M2_4	Standard	12.500	3.26	26547.980	26547.980	12.500	12.5	0.0	NO		NO	bb
4	4	171222M2_5	Standard	12.500	3.26	14484.056	14484.056	12.500	12.5	0.0	NO		NO	bb
5	5	171222M2_6	Standard	12.500	3.27	17902.932	17902.932	12.500	12.5	0.0	NO		NO	bb
6	6	171222M2_7	Standard	12.500	3.26	15800.152	15800.152	12.500	12.5	0.0	NO		NO	bb
7	7	171222M2_8	Standard	12.500	3.26	17459.227	17459.227	12.500	12.5	0.0	NO		NO	bb
8	8	171222M2_9	Standard	12.500	3.26	17073.957	17073.957	12.500	12.5	0.0	NO		NO	bb
9	9	171222M2_10	Standard	12.500	3.26	16267.092	16267.092	12.500	12.5	0.0	NO		NO	bb

Dataset: U:\Q4.PRO\results\171222M2\171222M2-CRV.qld

Last Altered: Saturday, December 23, 2017 13:10:06 Pacific Standard Time
Printed: Saturday, December 23, 2017 13:17:44 Pacific Standard Time

Compound name: 13C3-PFHxS
Response Factor: 1
RRF SD: 7.85046e-017, Relative SD: 7.85046e-015
Response type: Internal Std (Ref 56), Area * (IS Conc. / IS Area)
Curve type: RF

	#	Name	Type	Std. Conc	RT	Area	IS Area	Response	Conc.	%Dev	Conc. Flag	CoD	CoD Flag	x=excluded
1	1	171222M2_2	Standard	12.500	4.03	3569.806	3569.806	12.500	12.5	0.0	NO		NO	bb
2	2	171222M2_3	Standard	12.500	4.03	2946.274	2946.274	12.500	12.5	0.0	NO		NO	bb
3	3	171222M2_4	Standard	12.500	4.03	5478.525	5478.525	12.500	12.5	0.0	NO		NO	bb
4	4	171222M2_5	Standard	12.500	4.03	2991.840	2991.840	12.500	12.5	0.0	NO		NO	bb
5	5	171222M2_6	Standard	12.500	4.03	3819.957	3819.957	12.500	12.5	0.0	NO		NO	bb
6	6	171222M2_7	Standard	12.500	4.03	3665.422	3665.422	12.500	12.5	0.0	NO		NO	bb
7	7	171222M2_8	Standard	12.500	4.03	3487.427	3487.427	12.500	12.5	0.0	NO		NO	bb
8	8	171222M2_9	Standard	12.500	4.03	3282.897	3282.897	12.500	12.5	0.0	NO		NO	bb
9	9	171222M2_10	Standard	12.500	4.03	3316.768	3316.768	12.500	12.5	0.0	NO		NO	bb

Compound name: 13C8-PFOA
Response Factor: 1
RRF SD: 0, Relative SD: 0
Response type: Internal Std (Ref 57), Area * (IS Conc. / IS Area)
Curve type: RF

	#	Name	Type	Std. Conc	RT	Area	IS Area	Response	Conc.	%Dev	Conc. Flag	CoD	CoD Flag	x=excluded
1	1	171222M2_2	Standard	12.500	4.40	12697.024	12697.024	12.500	12.5	0.0	NO		NO	bb
2	2	171222M2_3	Standard	12.500	4.40	9701.084	9701.084	12.500	12.5	0.0	NO		NO	bb
3	3	171222M2_4	Standard	12.500	4.40	18008.502	18008.502	12.500	12.5	0.0	NO		NO	bd
4	4	171222M2_5	Standard	12.500	4.40	11607.192	11607.192	12.500	12.5	0.0	NO		NO	bb
5	5	171222M2_6	Standard	12.500	4.40	12781.400	12781.400	12.500	12.5	0.0	NO		NO	bb
6	6	171222M2_7	Standard	12.500	4.40	12294.104	12294.104	12.500	12.5	0.0	NO		NO	bb
7	7	171222M2_8	Standard	12.500	4.40	13398.900	13398.900	12.500	12.5	0.0	NO		NO	bb
8	8	171222M2_9	Standard	12.500	4.40	13844.778	13844.778	12.500	12.5	0.0	NO		NO	bb
9	9	171222M2_10	Standard	12.500	4.40	10891.877	10891.877	12.500	12.5	0.0	NO		NO	bb

Dataset: U:\Q4.PRO\results\171222M2\171222M2-CRV.qld

Last Altered: Saturday, December 23, 2017 13:10:06 Pacific Standard Time
Printed: Saturday, December 23, 2017 13:17:44 Pacific Standard Time

Compound name: 13C9-PFNA
Response Factor: 1
RRF SD: 7.85046e-017, Relative SD: 7.85046e-015
Response type: Internal Std (Ref 58), Area * (IS Conc. / IS Area)
Curve type: RF

	#	Name	Type	Std. Conc	RT	Area	IS Area	Response	Conc.	%Dev	Conc. Flag	CoD	CoD Flag	x=excluded
1	1	171222M2_2	Standard	12.500	4.83	13972.515	13972.515	12.500	12.5	0.0	NO		NO	bb
2	2	171222M2_3	Standard	12.500	4.83	10708.006	10708.006	12.500	12.5	0.0	NO		NO	bb
3	3	171222M2_4	Standard	12.500	4.83	19673.727	19673.727	12.500	12.5	0.0	NO		NO	bb
4	4	171222M2_5	Standard	12.500	4.83	12685.292	12685.292	12.500	12.5	0.0	NO		NO	bb
5	5	171222M2_6	Standard	12.500	4.83	16498.668	16498.668	12.500	12.5	0.0	NO		NO	bb
6	6	171222M2_7	Standard	12.500	4.82	13076.268	13076.268	12.500	12.5	0.0	NO		NO	bb
7	7	171222M2_8	Standard	12.500	4.83	13584.599	13584.599	12.500	12.5	0.0	NO		NO	bb
8	8	171222M2_9	Standard	12.500	4.83	12993.837	12993.837	12.500	12.5	0.0	NO		NO	bb
9	9	171222M2_10	Standard	12.500	4.83	13360.413	13360.413	12.500	12.5	0.0	NO		NO	bb

Compound name: 13C4-PFOS
Response Factor: 1
RRF SD: 1.35974e-016, Relative SD: 1.35974e-014
Response type: Internal Std (Ref 59), Area * (IS Conc. / IS Area)
Curve type: RF

	#	Name	Type	Std. Conc	RT	Area	IS Area	Response	Conc.	%Dev	Conc. Flag	CoD	CoD Flag	x=excluded
1	1	171222M2_2	Standard	12.500	4.91	3640.282	3640.282	12.500	12.5	0.0	NO		NO	bd
2	2	171222M2_3	Standard	12.500	4.91	3768.769	3768.769	12.500	12.5	0.0	NO		NO	bb
3	3	171222M2_4	Standard	12.500	4.91	6638.511	6638.511	12.500	12.5	0.0	NO		NO	bb
4	4	171222M2_5	Standard	12.500	4.91	3304.692	3304.692	12.500	12.5	0.0	NO		NO	bb
5	5	171222M2_6	Standard	12.500	4.91	4513.856	4513.856	12.500	12.5	0.0	NO		NO	bb
6	6	171222M2_7	Standard	12.500	4.91	3495.599	3495.599	12.500	12.5	0.0	NO		NO	bb
7	7	171222M2_8	Standard	12.500	4.91	3896.793	3896.793	12.500	12.5	0.0	NO		NO	bb
8	8	171222M2_9	Standard	12.500	4.91	4638.332	4638.332	12.500	12.5	0.0	NO		NO	bb
9	9	171222M2_10	Standard	12.500	4.91	3780.792	3780.792	12.500	12.5	0.0	NO		NO	bb

Dataset: U:\Q4.PRO\results\171222M2\171222M2-CRV.qld

Last Altered: Saturday, December 23, 2017 13:10:06 Pacific Standard Time
Printed: Saturday, December 23, 2017 13:17:44 Pacific Standard Time

Compound name: 13C6-PFDA
Response Factor: 1
RRF SD: 3.92523e-017, Relative SD: 3.92523e-015
Response type: Internal Std (Ref 60), Area * (IS Conc. / IS Area)
Curve type: RF

	#	Name	Type	Std. Conc	RT	Area	IS Area	Response	Conc.	%Dev	Conc. Flag	CoD	CoD Flag	x=excluded
1	1	171222M2_2	Standard	12.500	5.20	11811.230	11811.230	12.500	12.5	0.0	NO		NO	bb
2	2	171222M2_3	Standard	12.500	5.20	8139.060	8139.060	12.500	12.5	0.0	NO		NO	bb
3	3	171222M2_4	Standard	12.500	5.20	18866.404	18866.404	12.500	12.5	0.0	NO		NO	bb
4	4	171222M2_5	Standard	12.500	5.20	12060.660	12060.660	12.500	12.5	0.0	NO		NO	bb
5	5	171222M2_6	Standard	12.500	5.20	12164.168	12164.168	12.500	12.5	0.0	NO		NO	bb
6	6	171222M2_7	Standard	12.500	5.19	11053.938	11053.938	12.500	12.5	0.0	NO		NO	bb
7	7	171222M2_8	Standard	12.500	5.20	9956.366	9956.366	12.500	12.5	0.0	NO		NO	bb
8	8	171222M2_9	Standard	12.500	5.20	11859.804	11859.804	12.500	12.5	0.0	NO		NO	bb
9	9	171222M2_10	Standard	12.500	5.20	11785.220	11785.220	12.500	12.5	0.0	NO		NO	bb

Compound name: 13C7-PFUdA
Response Factor: 1
RRF SD: 1.35974e-016, Relative SD: 1.35974e-014
Response type: Internal Std (Ref 61), Area * (IS Conc. / IS Area)
Curve type: RF

	#	Name	Type	Std. Conc	RT	Area	IS Area	Response	Conc.	%Dev	Conc. Flag	CoD	CoD Flag	x=excluded
1	1	171222M2_2	Standard	12.500	5.52	14070.324	14070.324	12.500	12.5	0.0	NO		NO	bb
2	2	171222M2_3	Standard	12.500	5.52	14320.610	14320.610	12.500	12.5	0.0	NO		NO	bb
3	3	171222M2_4	Standard	12.500	5.52	21522.318	21522.318	12.500	12.5	0.0	NO		NO	bb
4	4	171222M2_5	Standard	12.500	5.52	11683.990	11683.990	12.500	12.5	0.0	NO		NO	bb
5	5	171222M2_6	Standard	12.500	5.52	15577.058	15577.058	12.500	12.5	0.0	NO		NO	bb
6	6	171222M2_7	Standard	12.500	5.51	12678.875	12678.875	12.500	12.5	0.0	NO		NO	bb
7	7	171222M2_8	Standard	12.500	5.51	16661.904	16661.904	12.500	12.5	0.0	NO		NO	bb
8	8	171222M2_9	Standard	12.500	5.52	18397.201	18397.201	12.500	12.5	0.0	NO		NO	bb
9	9	171222M2_10	Standard	12.500	5.52	13455.520	13455.520	12.500	12.5	0.0	NO		NO	bb

Quantify Compound Summary Report **MassLynx MassLynx V4.1 SCN 945**
Vista Analytical Laboratory

Dataset: Untitled

Last Altered: Saturday, December 23, 2017 13:29:09 Pacific Standard Time
Printed: Saturday, December 23, 2017 13:29:55 Pacific Standard Time

Method: U:\Q4.PRO\MethDB\PFAS_FULL_80C_122017.mdb 22 Dec 2017 12:22:23
Calibration: U:\Q4.PRO\CurveDB\C18_VAL-PFAS_Q4_12-22-17_OLDISRS.cdb 23 Dec 2017 13:25:20

Compound name: PFBA

	Name	ID	Acq.Date	Acq.Time
1	171222M2_1	IPA	22-Dec-17	16:44:07
2	171222M2_2	ST171222M2-1 PFC CS-2 17K2806	22-Dec-17	16:55:16
3	171222M2_3	ST171222M2-2 PFC CS-1 17K2807	22-Dec-17	17:06:27
4	171222M2_4	ST171222M2-2 PFC CS0 17K2808	22-Dec-17	17:17:38
5	171222M2_5	ST171222M2-4 PFC CS1 17K2814	22-Dec-17	17:28:49
6	171222M2_6	ST171222M2-5 PFC CS2 17K2809	22-Dec-17	17:39:59
7	171222M2_7	ST171222M2-6 PFC CS3 17K2810	22-Dec-17	17:51:10
8	171222M2_8	ST171222M2-7 PFC CS4 17K2811	22-Dec-17	18:02:21
9	171222M2_9	ST171222M2-8 PFC CS5 17K2812	22-Dec-17	18:13:31
10	171222M2_10	ST171222M2-9 PFC CS6 17L2002	22-Dec-17	18:24:42
11	171222M2_11	ST171222M2-10 PFC CS7 17L2003	22-Dec-17	18:35:53
12	171222M2_12	IPA	22-Dec-17	18:47:04
13	171222M2_13	ICV171222M2-1 PFC ICV 17K2813	22-Dec-17	18:58:14

Vista Analytical Laboratory Q1

Dataset: U:\Q4.PRO\results\171222M2\171222M2-CRV.qld

Last Altered: Saturday, December 23, 2017 13:10:06 Pacific Standard Time
Printed: Saturday, December 23, 2017 13:15:12 Pacific Standard Time

Method: U:\Q4.PRO\MethDB\PFAS_FULL_80C_122017.mdb 22 Dec 2017 12:22:23
Calibration: U:\Q4.PRO\CurveDB\C18_VAL-PFAS_Q4_12-22-17_OLDISRS.cdb 23 Dec 2017 13:10:06

Compound name: PFBA
Correlation coefficient: r = 0.999785, r^2 = 0.999570
Calibration curve: 1.09138 * x + 0.0330245
Response type: Internal Std (Ref 31), Area * (IS Conc. / IS Area)
Curve type: Linear, Origin: Include, Weighting: 1/x, Axis trans: None

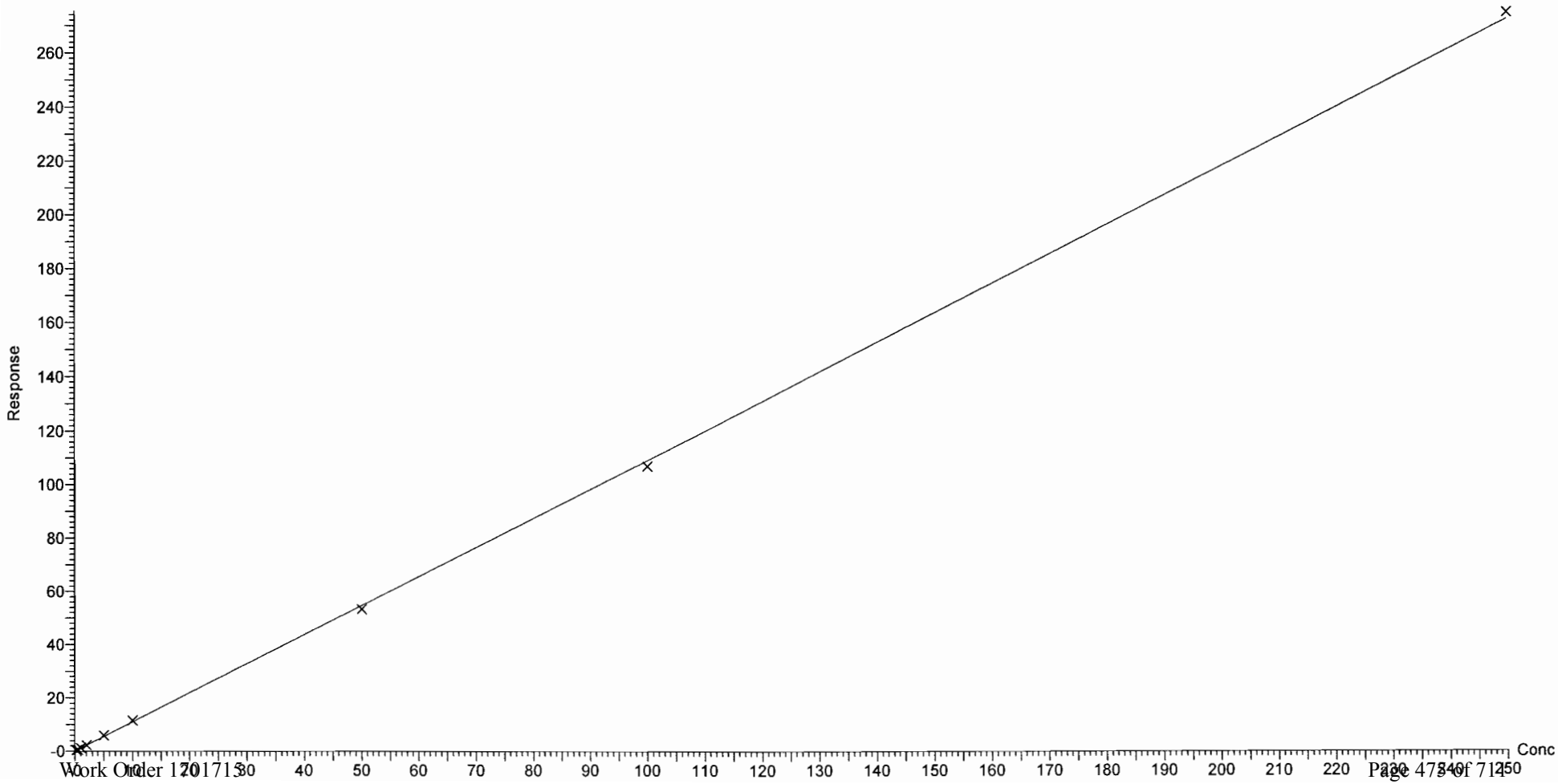

Vista Analytical Laboratory Q1

Dataset: U:\Q4.PRO\results\171222M2\171222M2-CRV.qld

Last Altered: Saturday, December 23, 2017 13:10:06 Pacific Standard Time
Printed: Saturday, December 23, 2017 13:15:12 Pacific Standard Time

Compound name: PFPeA
Correlation coefficient: r = 0.998452, r^2 = 0.996905
Calibration curve: 0.969872 * x + 0.0257707
Response type: Internal Std (Ref 32), Area * (IS Conc. / IS Area)
Curve type: Linear, Origin: Exclude, Weighting: 1/x, Axis trans: None

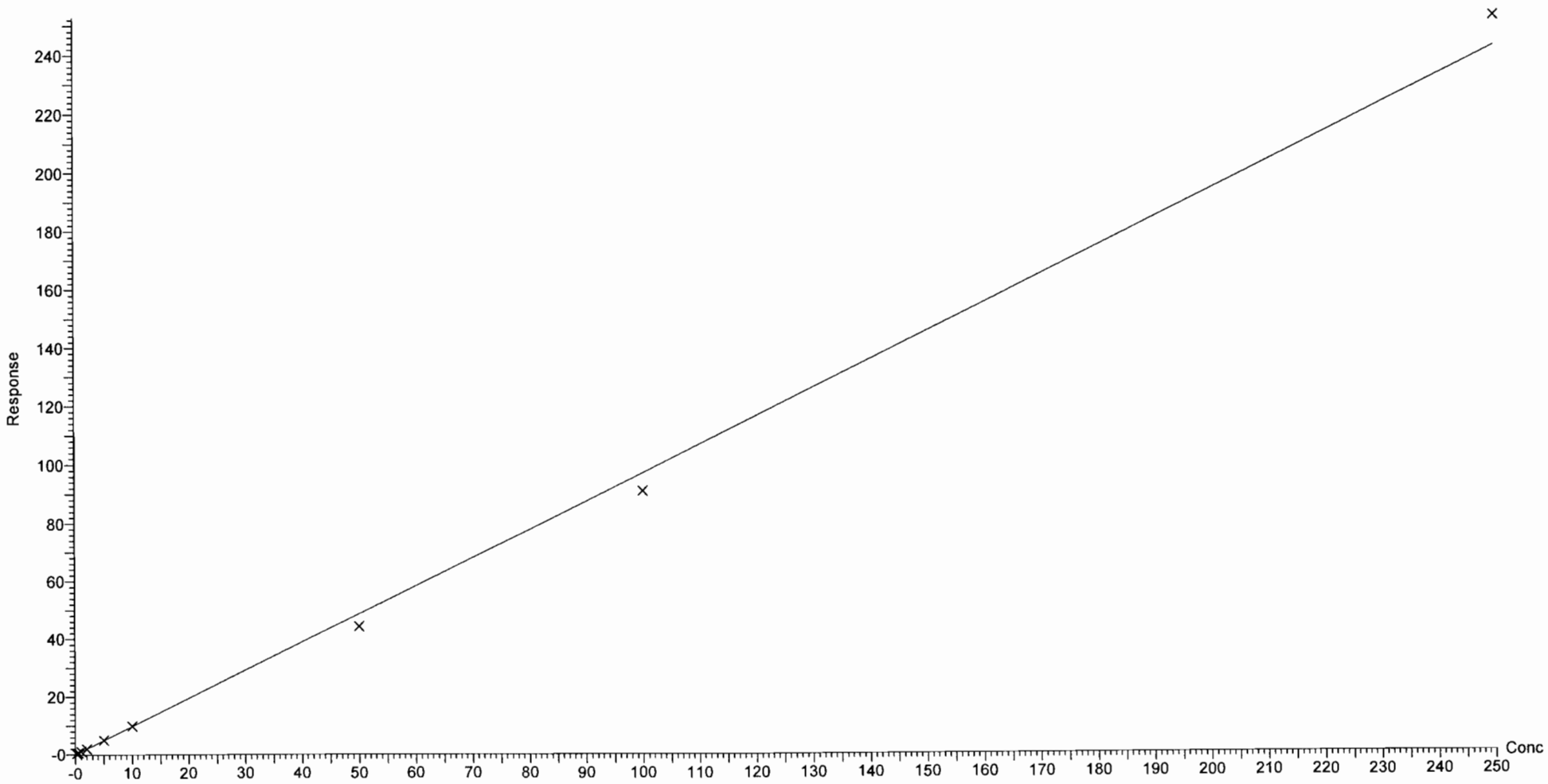

Dataset: U:\Q4.PRO\results\171222M2\171222M2-CRV.qld

Last Altered: Saturday, December 23, 2017 13:10:06 Pacific Standard Time
Printed: Saturday, December 23, 2017 13:15:12 Pacific Standard Time

Compound name: PFBS
Correlation coefficient: r = 0.999209, r^2 = 0.998418
Calibration curve: 2.0296 * x + 0.0468753
Response type: Internal Std (Ref 33), Area * (IS Conc. / IS Area)
Curve type: Linear, Origin: Exclude, Weighting: 1/x, Axis trans: None

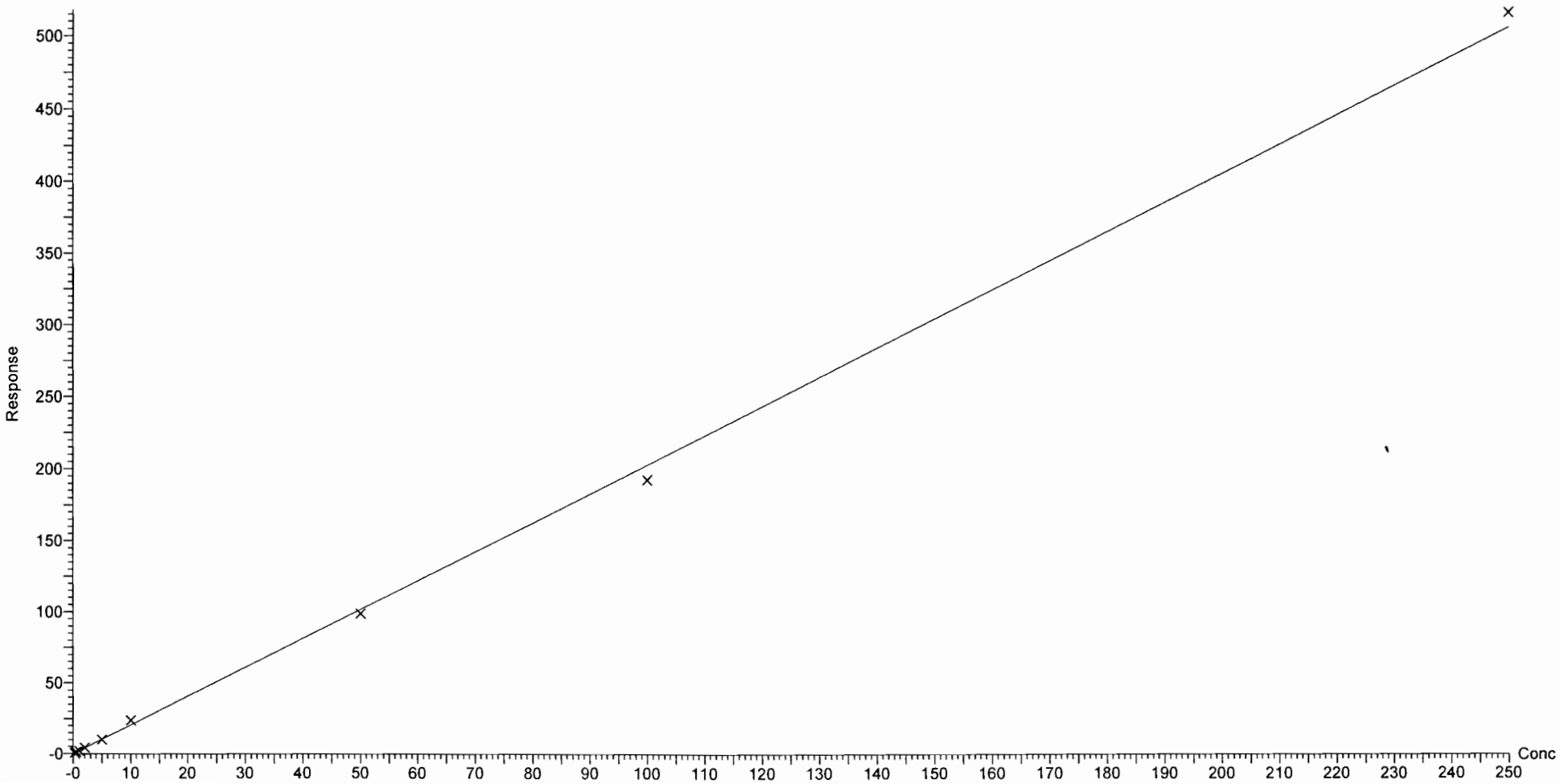

Dataset: U:\Q4.PRO\results\171222M2\171222M2-CRV.qld

Last Altered: Saturday, December 23, 2017 13:10:06 Pacific Standard Time
Printed: Saturday, December 23, 2017 13:15:12 Pacific Standard Time

Compound name: PFHxA
Correlation coefficient: r = 0.998717, r^2 = 0.997436
Calibration curve: 1.34337 * x + 0.175324
Response type: Internal Std (Ref 34), Area * (IS Conc. / IS Area)
Curve type: Linear, Origin: Exclude, Weighting: 1/x, Axis trans: None

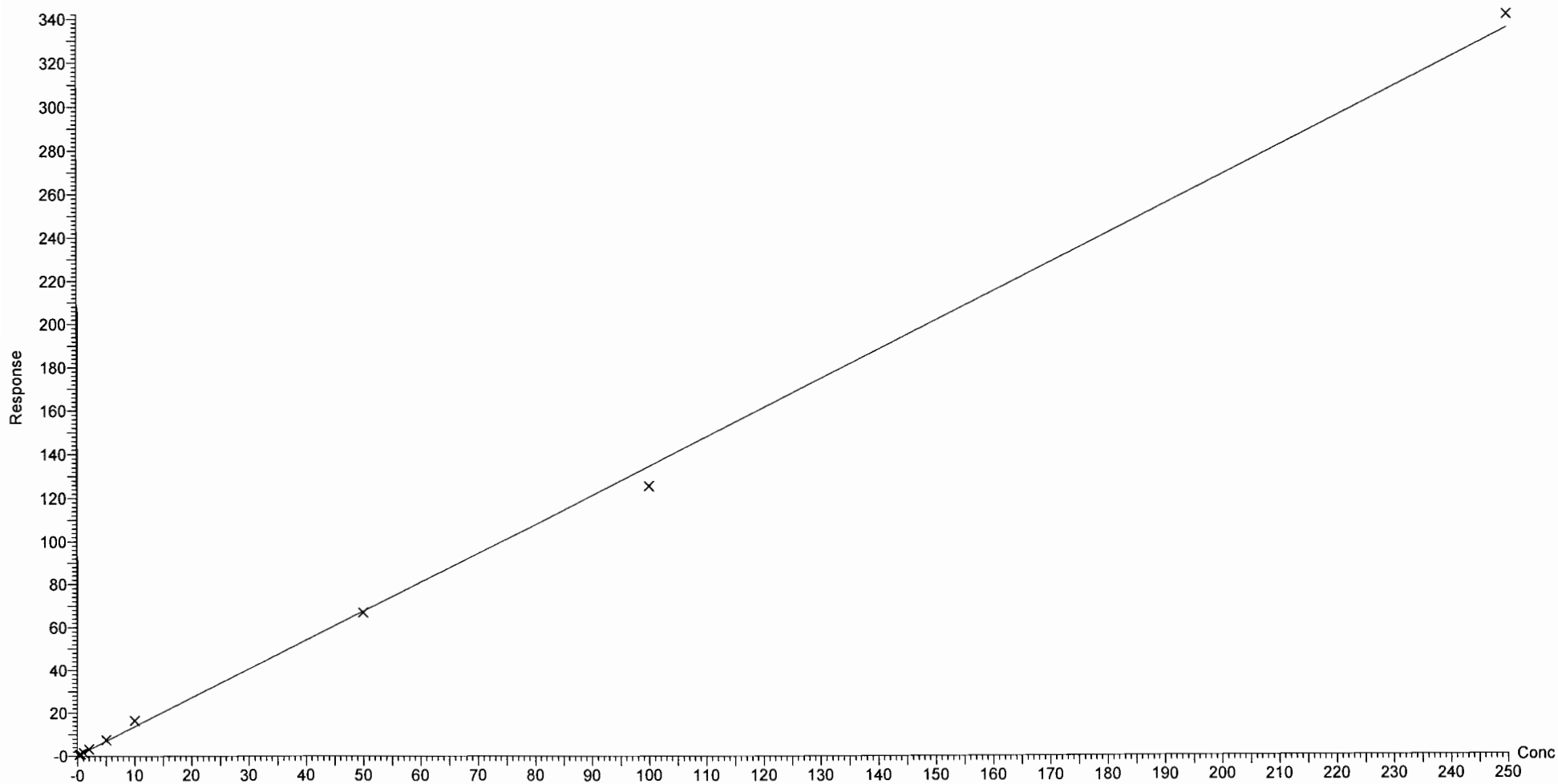

Dataset: U:\Q4.PRO\results\171222M2\171222M2-CRV.qld

Last Altered: Saturday, December 23, 2017 13:10:06 Pacific Standard Time
Printed: Saturday, December 23, 2017 13:15:12 Pacific Standard Time

Compound name: PFHpA
Correlation coefficient: r = 0.999554, r^2 = 0.999107
Calibration curve: 1.34399 * x + 0.142894
Response type: Internal Std (Ref 35), Area * (IS Conc. / IS Area)
Curve type: Linear, Origin: Exclude, Weighting: 1/x, Axis trans: None

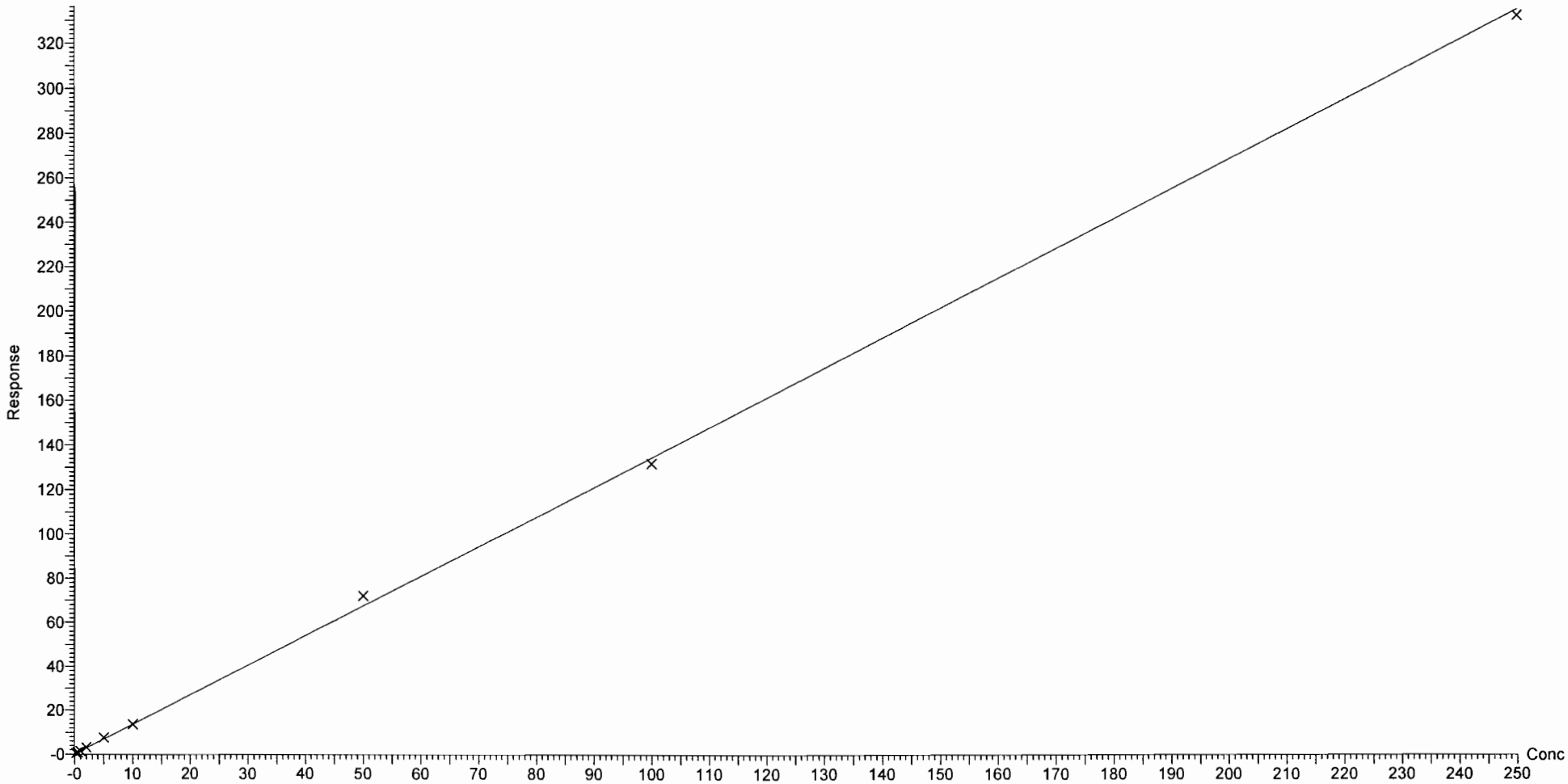

Quantify Calibration Report **MassLynx MassLynx V4.1 SCN 945**
Vista Analytical Laboratory Q1

Dataset: U:\Q4.PRO\results\171222M2\171222M2-CRV.qld

Last Altered: Saturday, December 23, 2017 13:25:20 Pacific Standard Time
Printed: Saturday, December 23, 2017 13:26:22 Pacific Standard Time

Method: U:\Q4.PRO\MethDB\PFAS_FULL_80C_122017.mdb 22 Dec 2017 12:22:23
Calibration: U:\Q4.PRO\CurveDB\C18_VAL-PFAS_Q4_12-22-17_OLDISRS.cdb 23 Dec 2017 13:25:20

Compound name: L-PFHxS
Coefficient of Determination: R^2 = 0.998090
Calibration curve: 0.0014792 * x^2 + 1.72259 * x + 0.723062
Response type: Internal Std (Ref 36), Area * (IS Conc. / IS Area)
Curve type: 2nd Order, Origin: Exclude, Weighting: 1/x, Axis trans: None

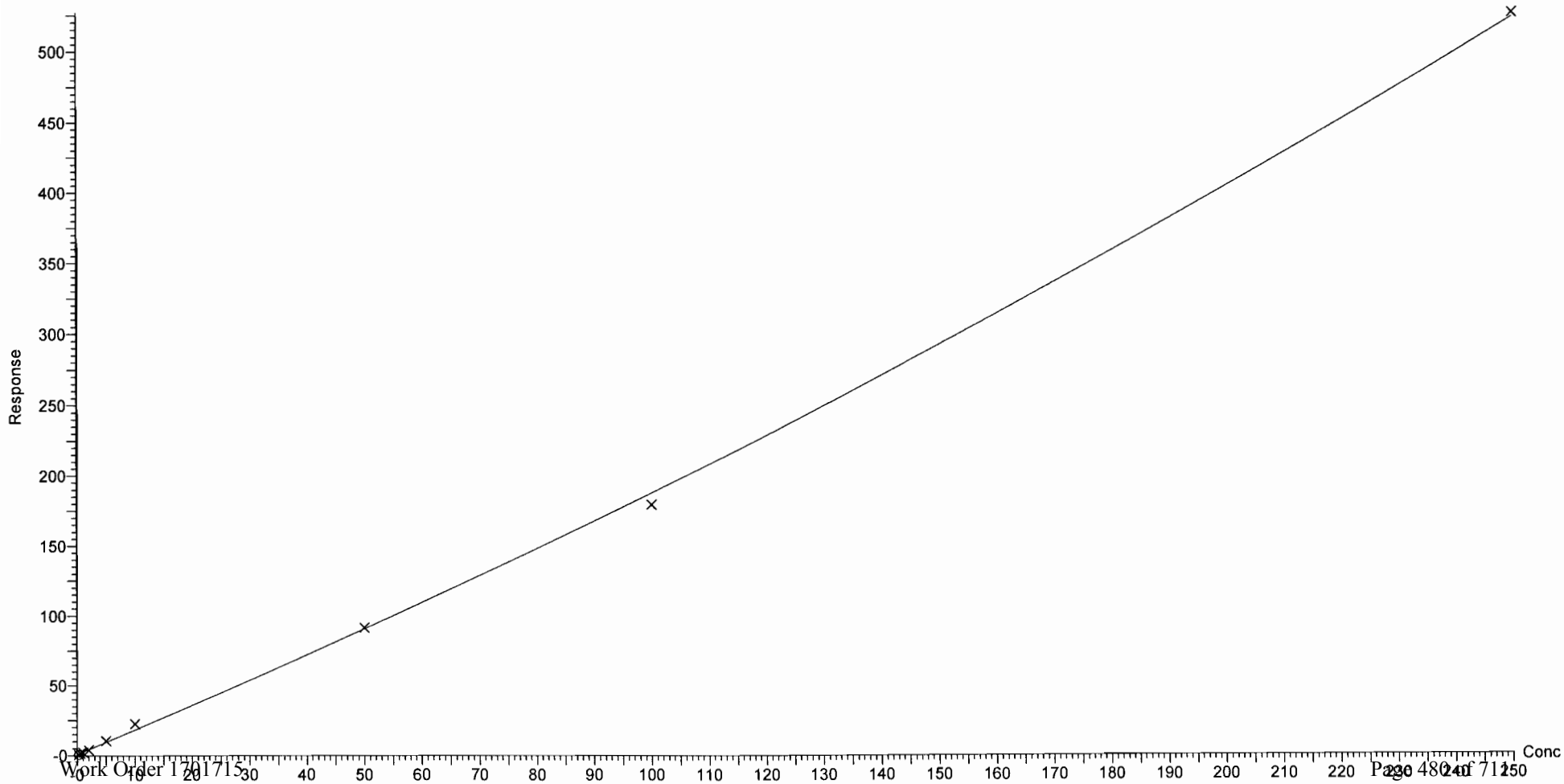

Dataset: U:\Q4.PRO\results\171222M2\171222M2-CRV.qld

Last Altered: Saturday, December 23, 2017 13:10:06 Pacific Standard Time
Printed: Saturday, December 23, 2017 13:15:12 Pacific Standard Time

Compound name: 6:2 FTS
Coefficient of Determination: R^2 = 0.993226
Calibration curve: -0.00227813 * x^2 + 0.931032 * x + 0.228493
Response type: Internal Std (Ref 37), Area * (IS Conc. / IS Area)
Curve type: 2nd Order, Origin: Exclude, Weighting: 1/x, Axis trans: None

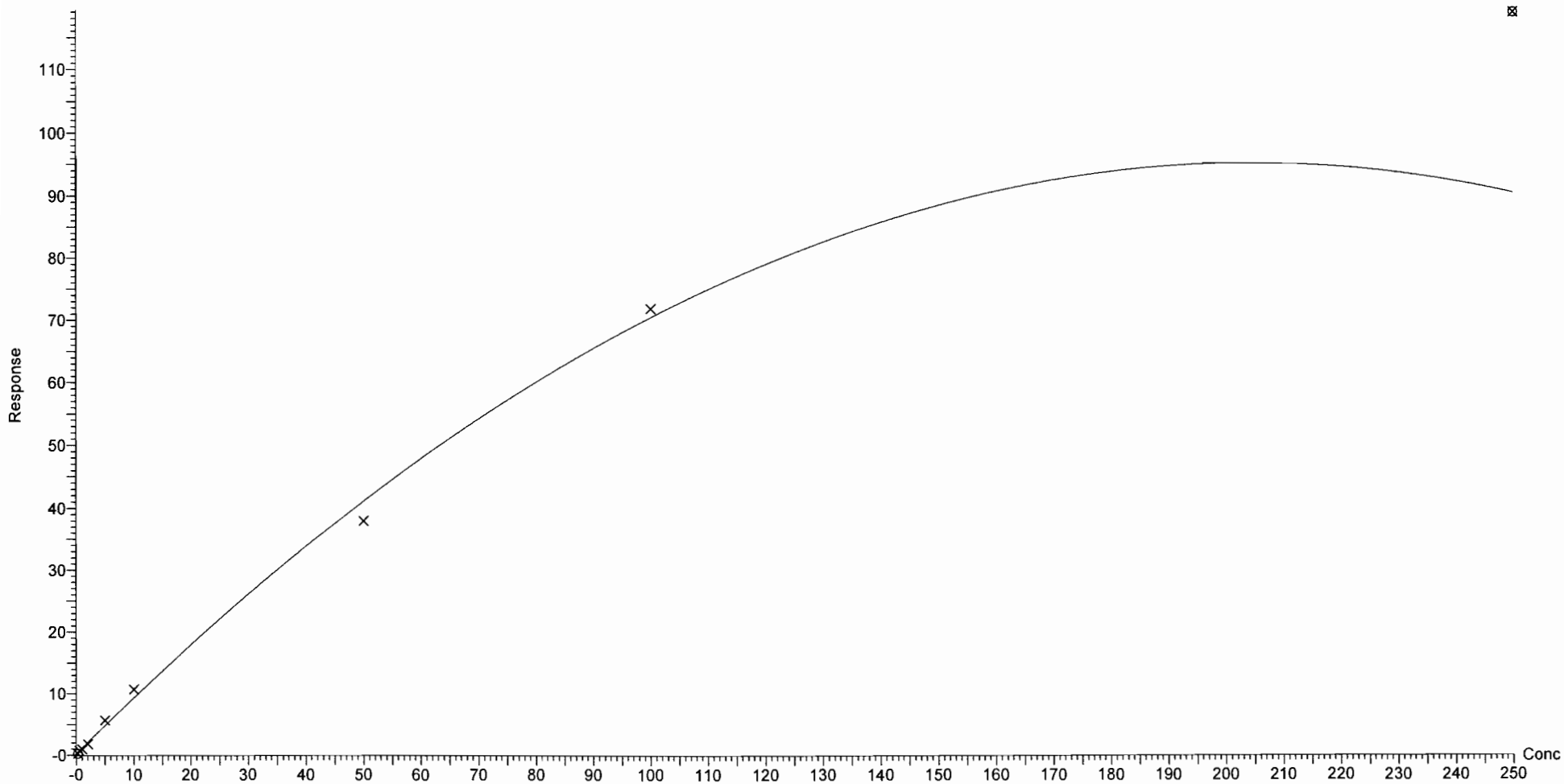

Dataset: U:\Q4.PRO\results\171222M2\171222M2-CRV.qld

Last Altered: Saturday, December 23, 2017 13:10:06 Pacific Standard Time
Printed: Saturday, December 23, 2017 13:15:12 Pacific Standard Time

Compound name: L-PFOA
Correlation coefficient: r = 0.998938, r^2 = 0.997878
Calibration curve: 0.848619 * x + 0.505359
Response type: Internal Std (Ref 38), Area * (IS Conc. / IS Area)
Curve type: Linear, Origin: Exclude, Weighting: 1/x, Axis trans: None

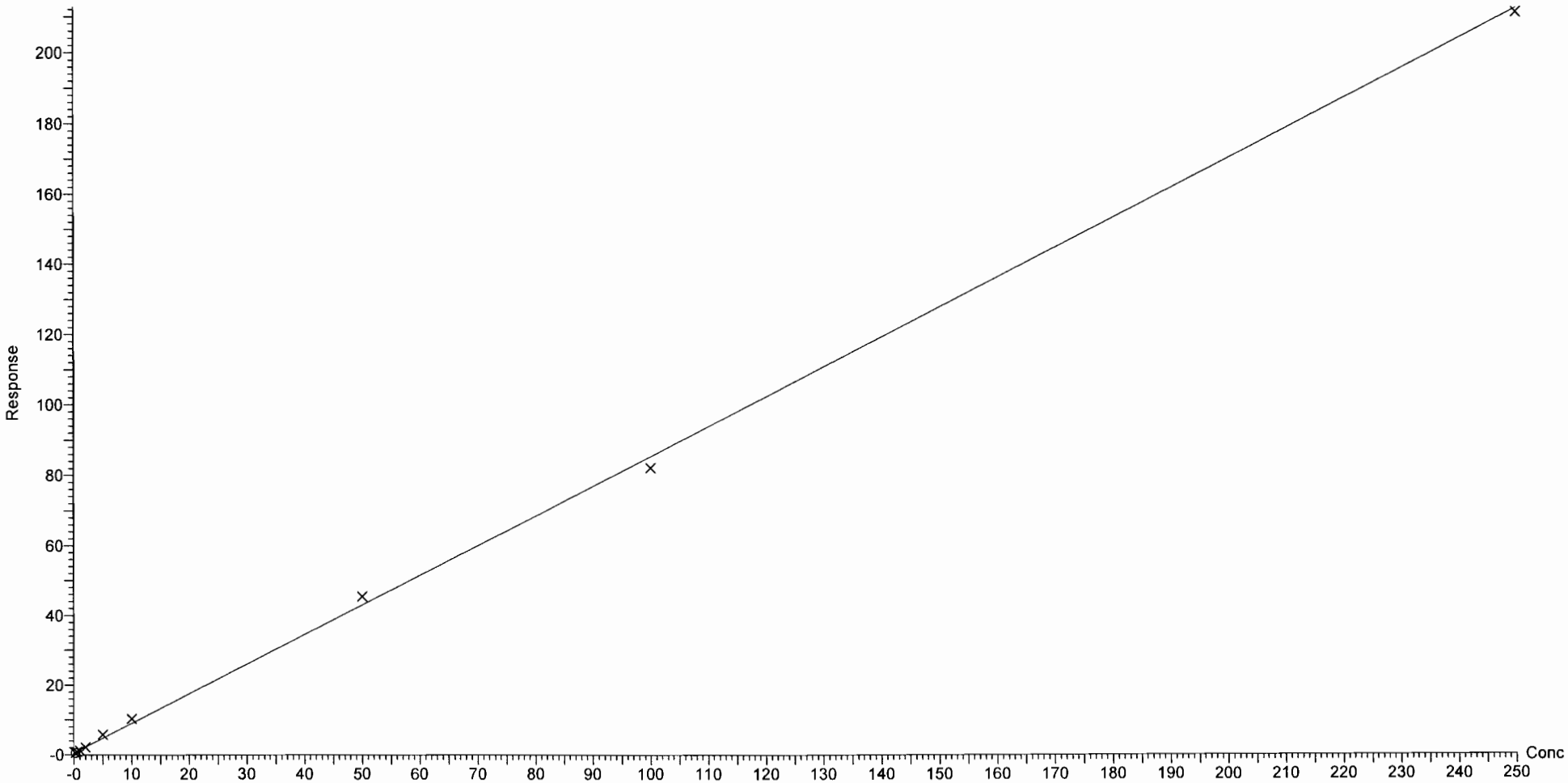

Dataset: U:\Q4.PRO\results\171222M2\171222M2-CRV.qld

Last Altered: Saturday, December 23, 2017 13:10:06 Pacific Standard Time
Printed: Saturday, December 23, 2017 13:15:12 Pacific Standard Time

Compound name: PFHpS
Coefficient of Determination: R^2 = 0.997795
Calibration curve: 5.42841e-005 * x^2 + 0.229938 * x + 0.00819911
Response type: Internal Std (Ref 38), Area * (IS Conc. / IS Area)
Curve type: 2nd Order, Origin: Exclude, Weighting: 1/x, Axis trans: None

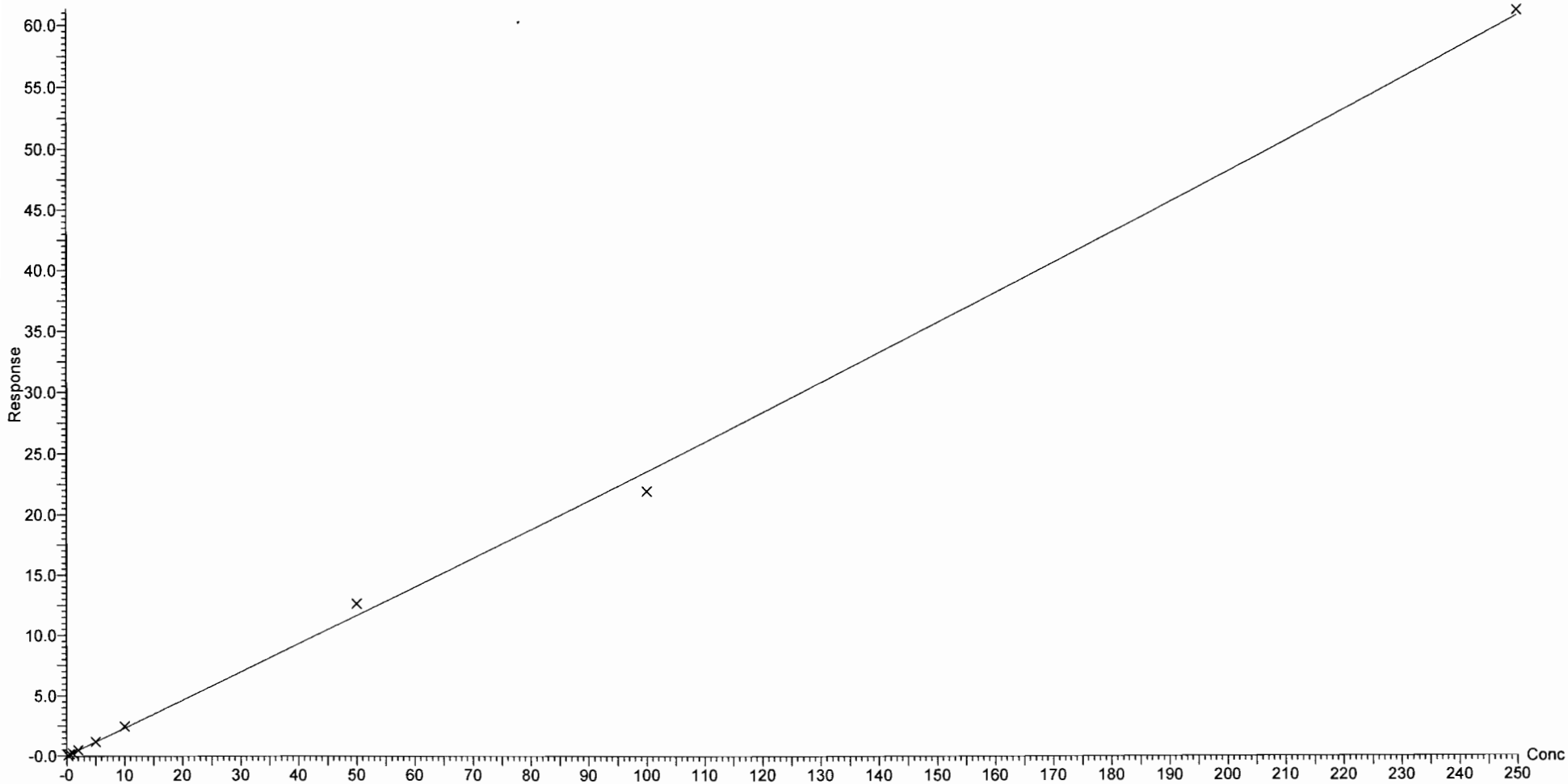

Dataset: U:\Q4.PRO\results\171222M2\171222M2-CRV.qld

Last Altered: Saturday, December 23, 2017 13:10:06 Pacific Standard Time
Printed: Saturday, December 23, 2017 13:15:12 Pacific Standard Time

Compound name: PFNA
Coefficient of Determination: R^2 = 0.999728
Calibration curve: 1.99009e-005 * x^2 + 1.30621 * x + 0.111962
Response type: Internal Std (Ref 39), Area * (IS Conc. / IS Area)
Curve type: 2nd Order, Origin: Exclude, Weighting: 1/x, Axis trans: None

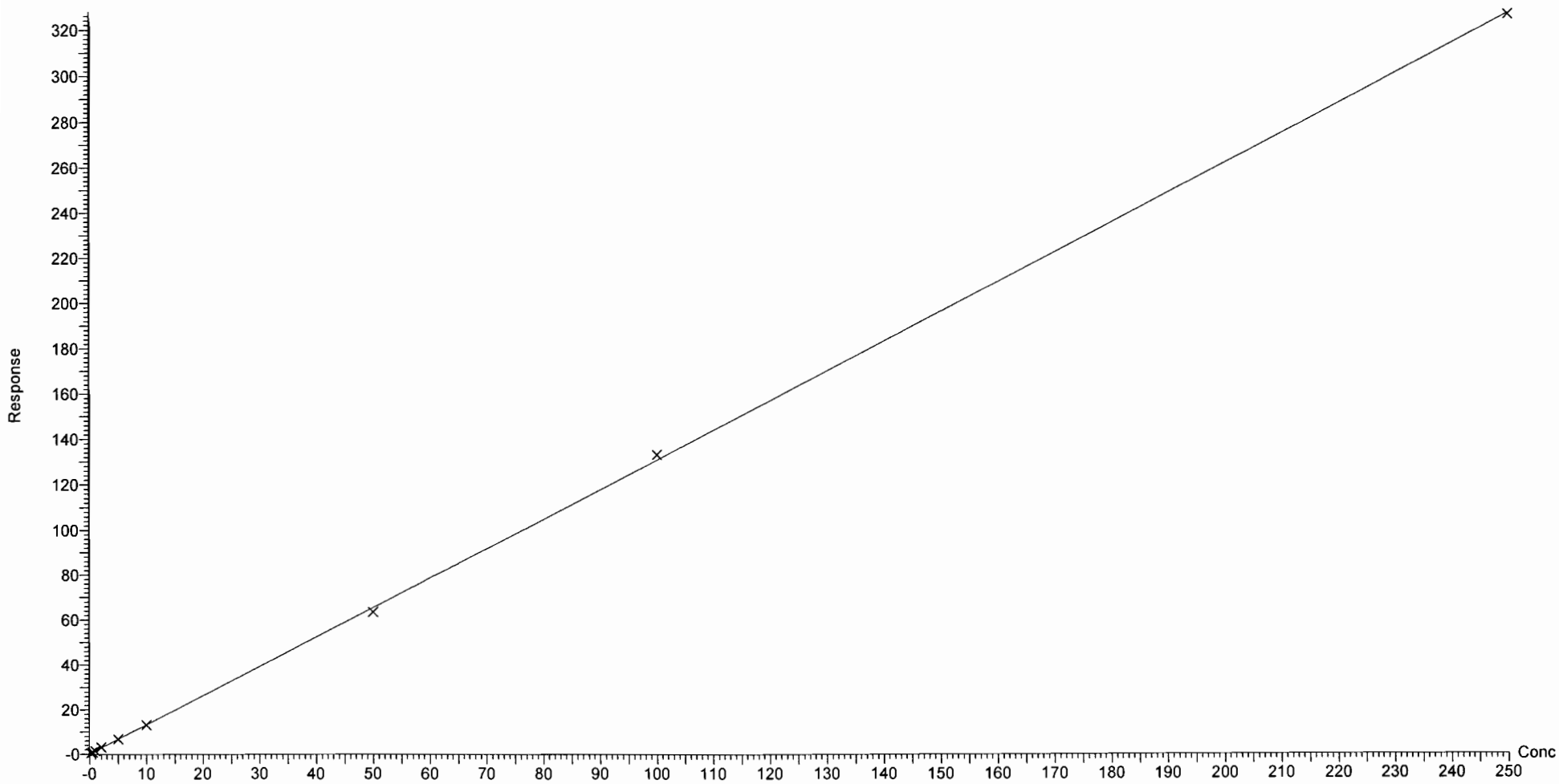

Dataset: U:\Q4.PRO\results\171222M2\171222M2-CRV.qld

Last Altered: Saturday, December 23, 2017 13:10:06 Pacific Standard Time
Printed: Saturday, December 23, 2017 13:15:12 Pacific Standard Time

Compound name: PFOSA
Correlation coefficient: r = 0.996318, r^2 = 0.992649
Calibration curve: 0.940268 * x + 0.0662055
Response type: Internal Std (Ref 40), Area * (IS Conc. / IS Area)
Curve type: Linear, Origin: Exclude, Weighting: 1/x, Axis trans: None

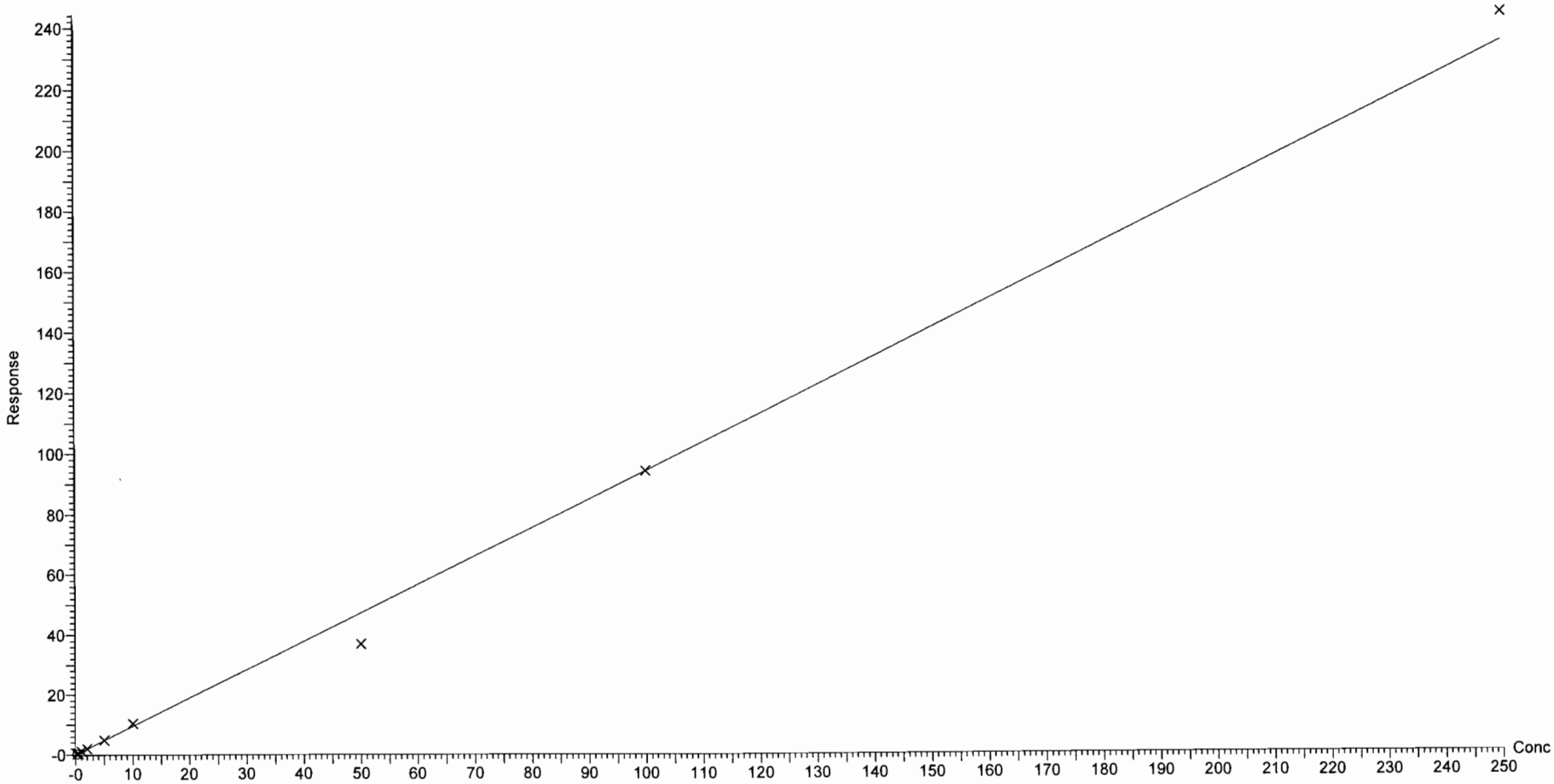

Dataset: U:\Q4.PRO\results\171222M2\171222M2-CRV.qld

Last Altered: Saturday, December 23, 2017 13:10:06 Pacific Standard Time
Printed: Saturday, December 23, 2017 13:15:12 Pacific Standard Time

Compound name: L-PFOS
Coefficient of Determination: R^2 = 0.996456
Calibration curve: 0.000403078 * x^2 + 0.888189 * x + 0.314528
Response type: Internal Std (Ref 41), Area * (IS Conc. / IS Area)
Curve type: 2nd Order, Origin: Include, Weighting: 1/x, Axis trans: None

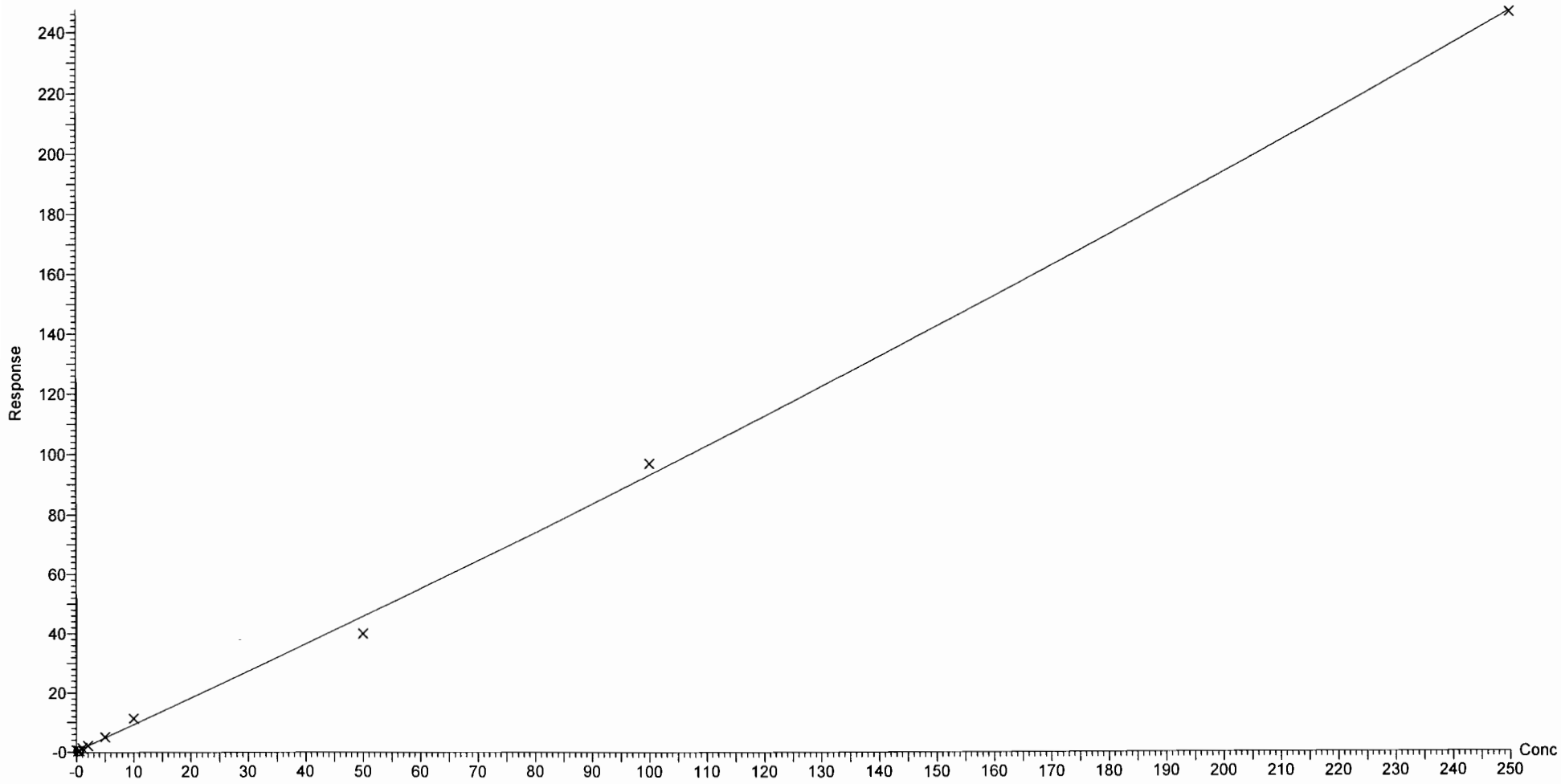

Dataset: U:\Q4.PRO\results\171222M2\171222M2-CRV.qld

Last Altered: Saturday, December 23, 2017 13:10:06 Pacific Standard Time
Printed: Saturday, December 23, 2017 13:15:12 Pacific Standard Time

Compound name: PFDA
Coefficient of Determination: R^2 = 0.997155
Calibration curve: 0.000824362 * x^2 + 1.12496 * x + 0.0567588
Response type: Internal Std (Ref 42), Area * (IS Conc. / IS Area)
Curve type: 2nd Order, Origin: Exclude, Weighting: 1/x, Axis trans: None

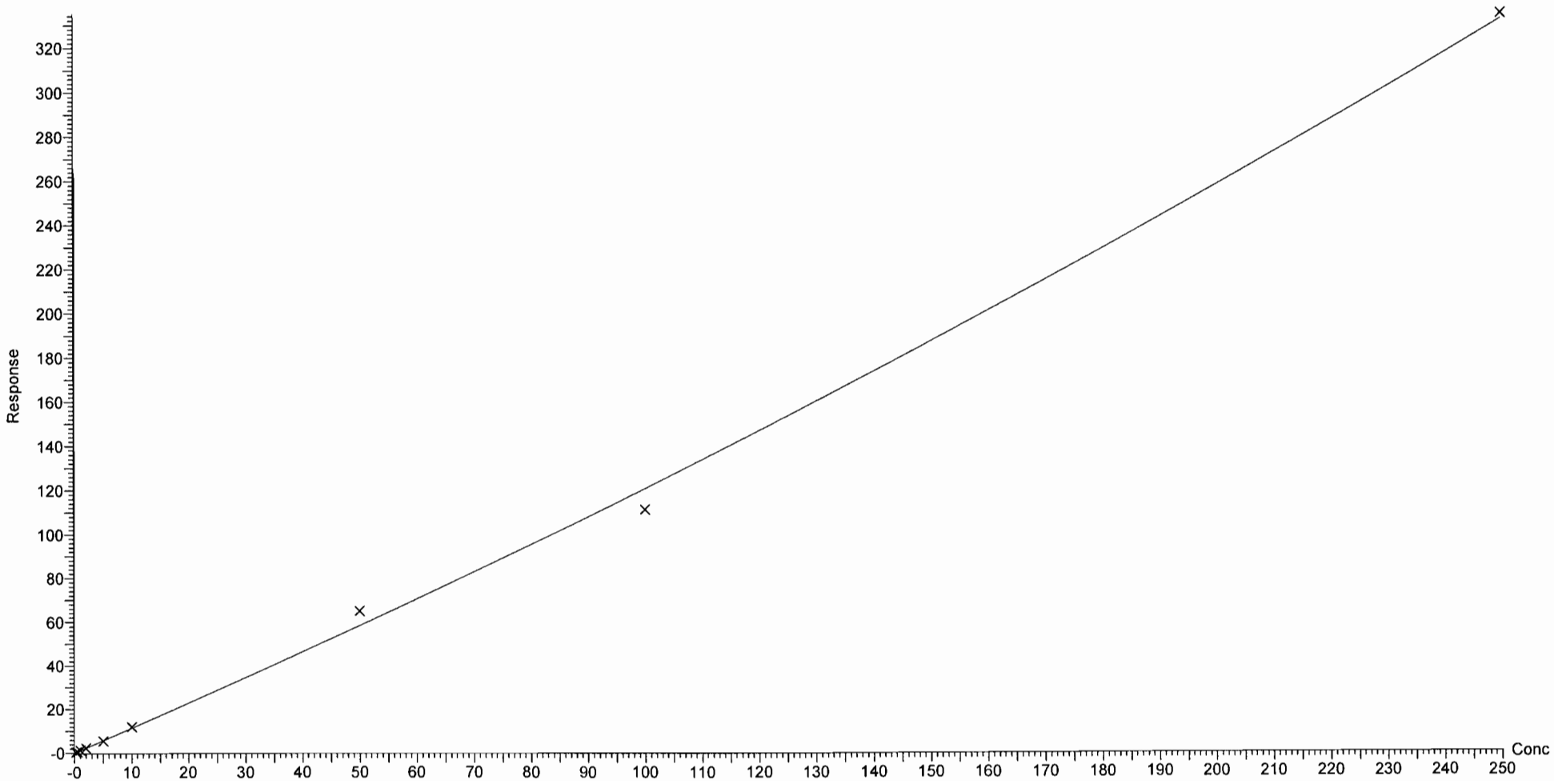

Dataset: U:\Q4.PRO\results\171222M2\171222M2-CRV.qld

Last Altered: Saturday, December 23, 2017 13:10:06 Pacific Standard Time
Printed: Saturday, December 23, 2017 13:15:12 Pacific Standard Time

Compound name: 8:2 FTS
Coefficient of Determination: R^2 = 0.998157
Calibration curve: -0.0137514 * x^2 + 1.95473 * x + 0.0058919
Response type: Internal Std (Ref 43), Area * (IS Conc. / IS Area)
Curve type: 2nd Order, Origin: Include, Weighting: 1/x, Axis trans: None

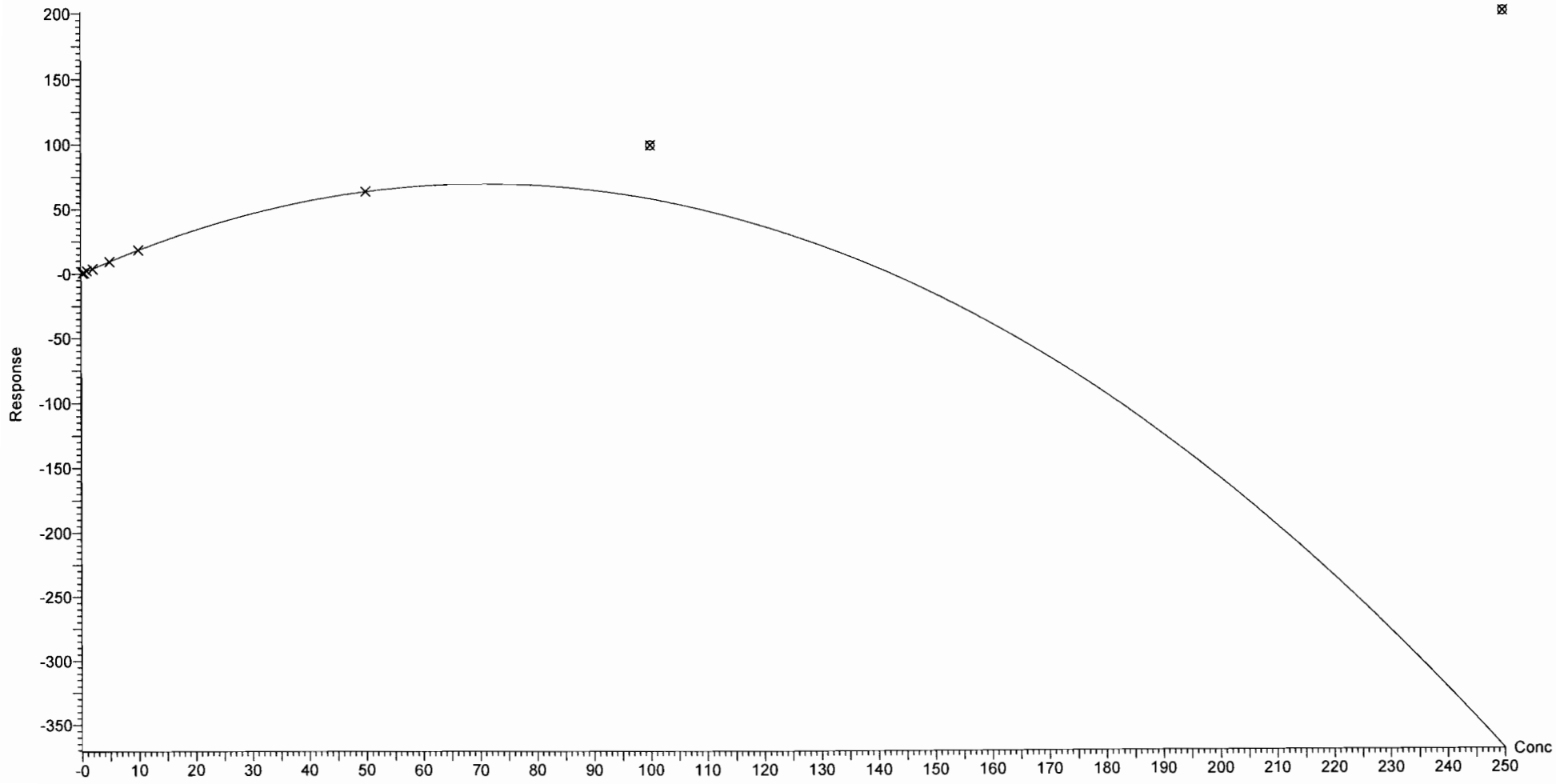

Vista Analytical Laboratory Q1

Dataset: U:\Q4.PRO\results\171222M2\171222M2-CRV.qld

Last Altered: Saturday, December 23, 2017 13:10:06 Pacific Standard Time
Printed: Saturday, December 23, 2017 13:15:12 Pacific Standard Time

Compound name: N-MeFOSAA
Coefficient of Determination: R^2 = 0.994870
Calibration curve: -0.0026404 * x^2 + 1.68364 * x + 0.0378934
Response type: Internal Std (Ref 44), Area * (IS Conc. / IS Area)
Curve type: 2nd Order, Origin: Exclude, Weighting: 1/x, Axis trans: None

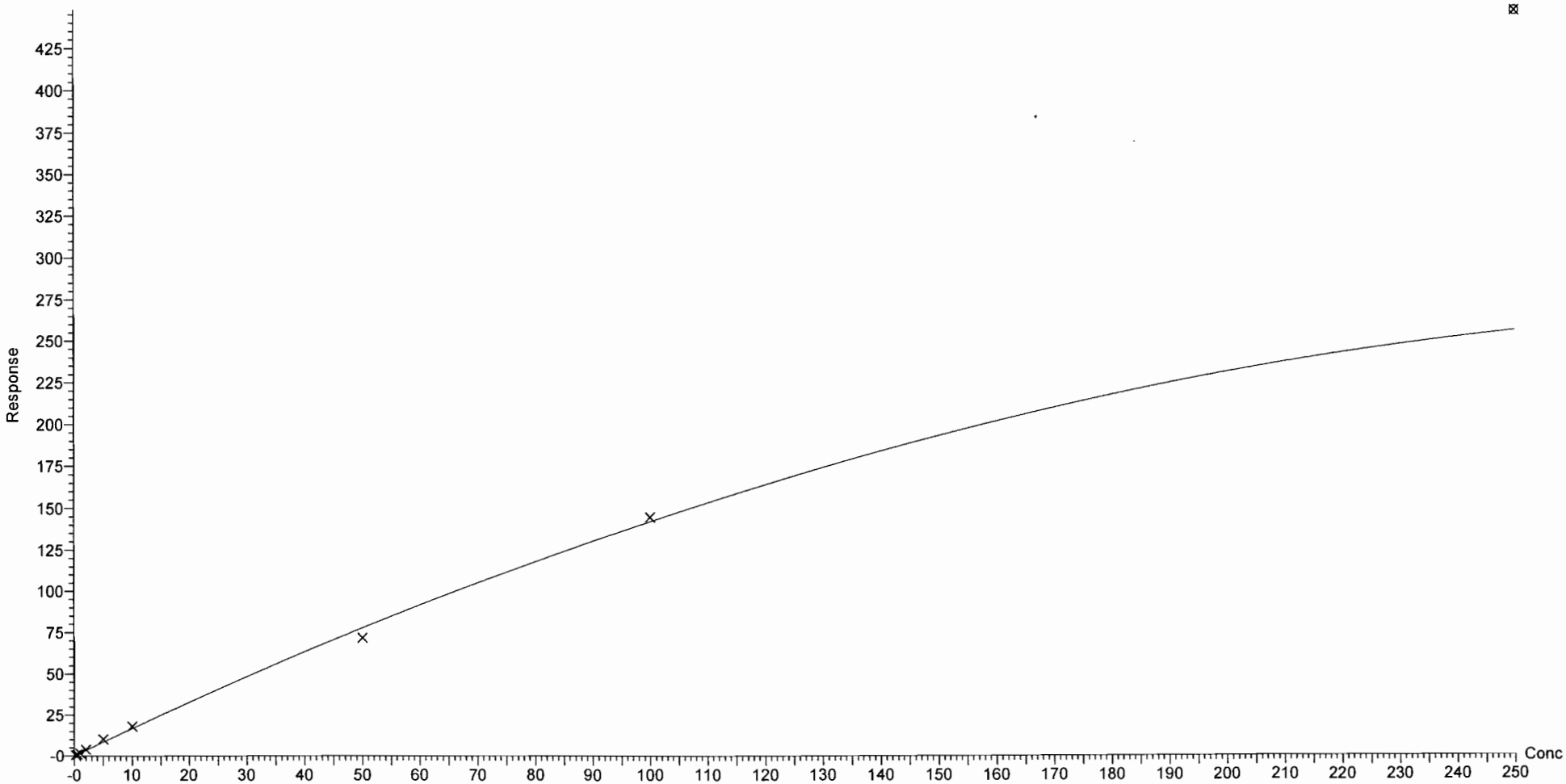

Dataset: U:\Q4.PRO\results\171222M2\171222M2-CRV.qld

Last Altered: Saturday, December 23, 2017 13:10:06 Pacific Standard Time
Printed: Saturday, December 23, 2017 13:15:12 Pacific Standard Time

Compound name: N-EtFOSAA
Coefficient of Determination: R^2 = 0.999574
Calibration curve: 0.000727558 * x^2 + 0.902944 * x + 0.0161988
Response type: Internal Std (Ref 45), Area * (IS Conc. / IS Area)
Curve type: 2nd Order, Origin: Include, Weighting: 1/x, Axis trans: None

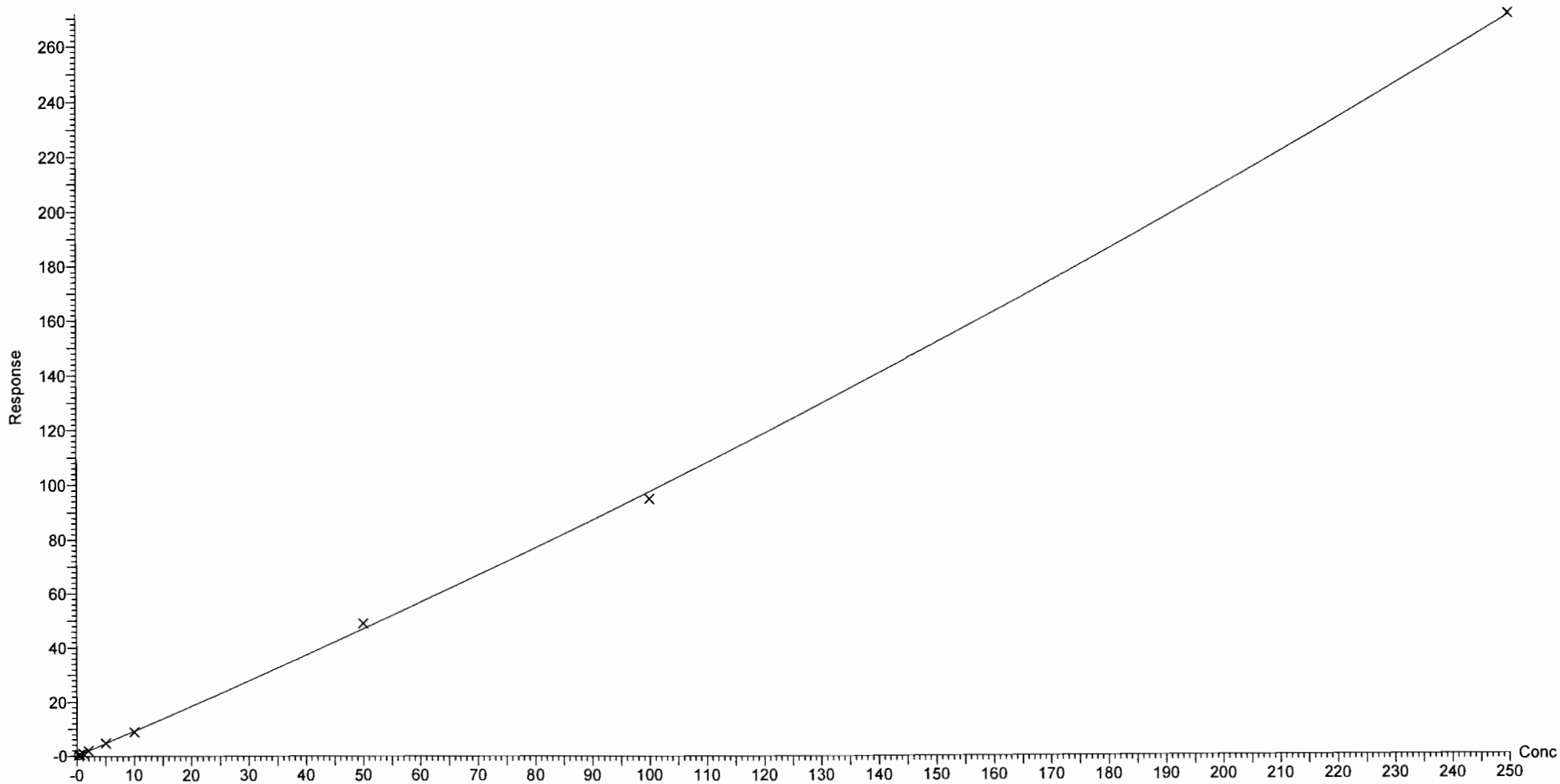

Dataset: U:\Q4.PRO\results\171222M2\171222M2-CRV.qld

Last Altered: Saturday, December 23, 2017 13:10:06 Pacific Standard Time
Printed: Saturday, December 23, 2017 13:15:12 Pacific Standard Time

Compound name: PFUdA
Coefficient of Determination: R^2 = 0.996218
Calibration curve: 0.000207699 * x^2 + 0.91153 * x + 0.0376339
Response type: Internal Std (Ref 46), Area * (IS Conc. / IS Area)
Curve type: 2nd Order, Origin: Include, Weighting: 1/x, Axis trans: None

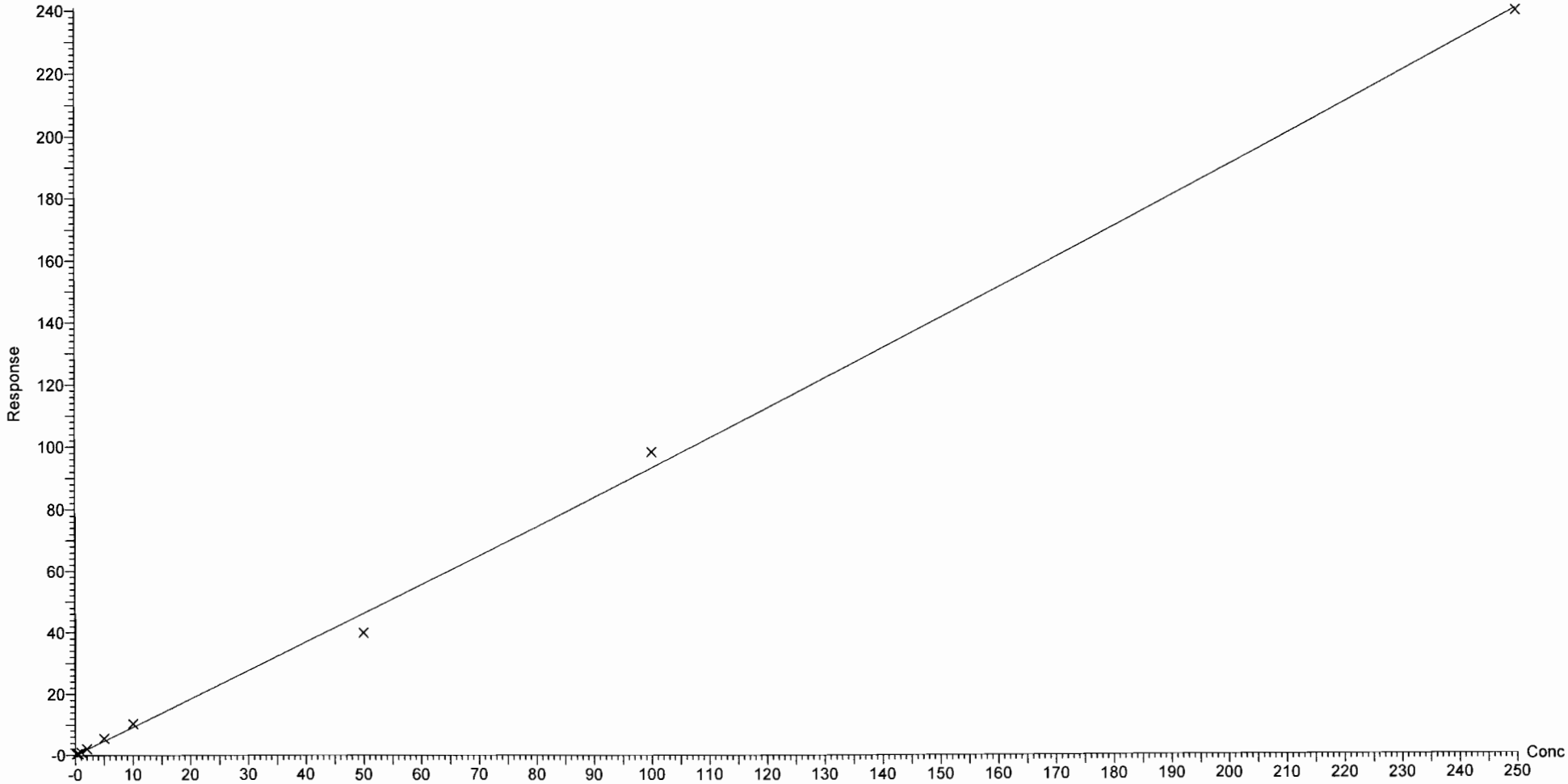

Dataset: U:\Q4.PRO\results\171222M2\171222M2-CRV.qld

Last Altered: Saturday, December 23, 2017 13:10:06 Pacific Standard Time
Printed: Saturday, December 23, 2017 13:15:12 Pacific Standard Time

Compound name: PFDS
Coefficient of Determination: R^2 = 0.990417
Calibration curve: -0.00240943 * x^2 + 0.324388 * x + -0.0881872
Response type: Internal Std (Ref 46), Area * (IS Conc. / IS Area)
Curve type: 2nd Order, Origin: Exclude, Weighting: 1/x, Axis trans: None

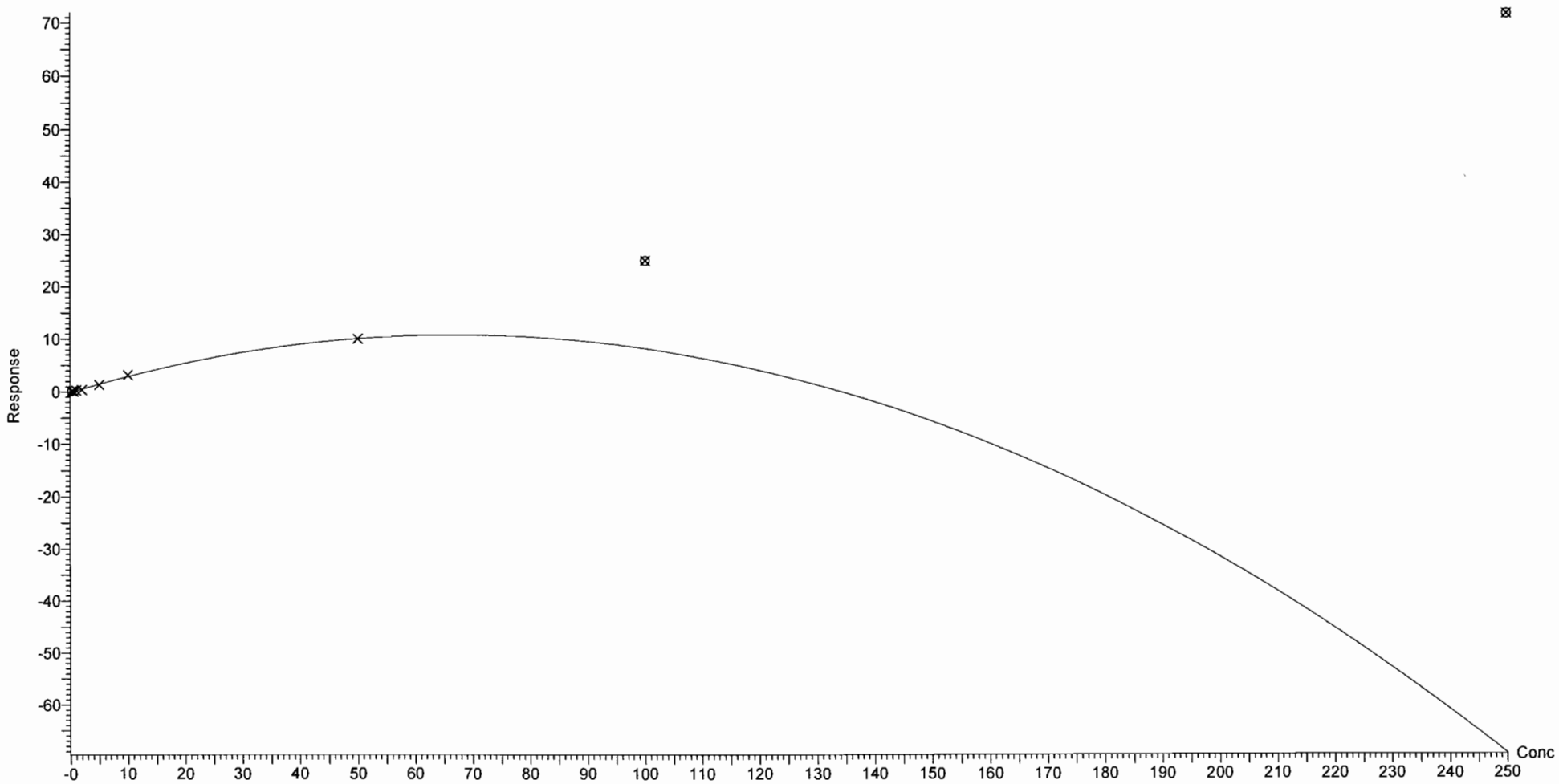

Vista Analytical Laboratory Q1

Dataset: U:\Q4.PRO\results\171222M2\171222M2-CRV.qld

Last Altered: Saturday, December 23, 2017 13:10:06 Pacific Standard Time
Printed: Saturday, December 23, 2017 13:15:12 Pacific Standard Time

Compound name: PFDoA
Coefficient of Determination: R^2 = 0.998284
Calibration curve: 0.000852606 * x^2 + 1.54388 * x + 0.275249
Response type: Internal Std (Ref 47), Area * (IS Conc. / IS Area)
Curve type: 2nd Order, Origin: Exclude, Weighting: 1/x, Axis trans: None

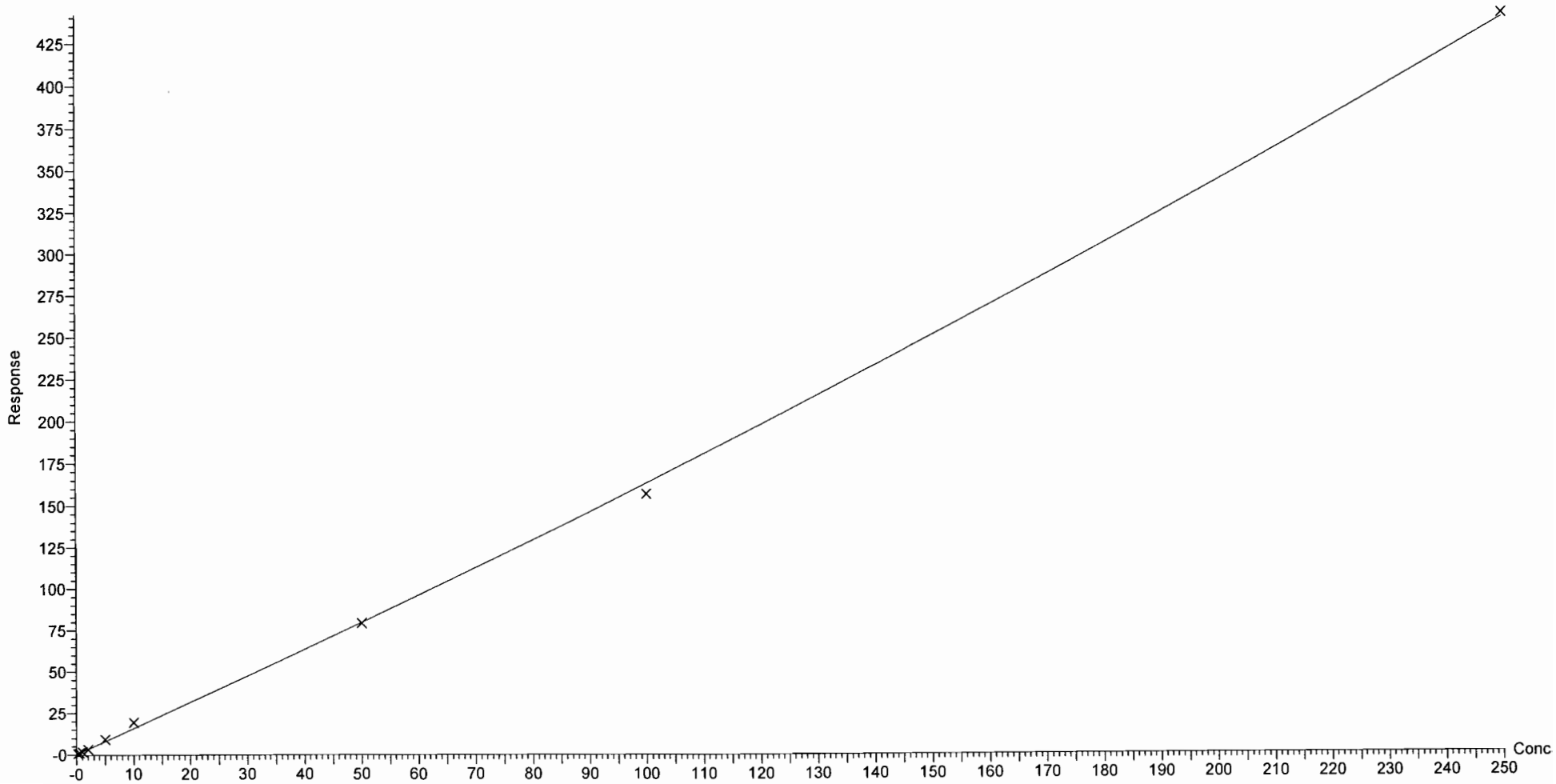

Vista Analytical Laboratory Q1

Dataset: U:\Q4.PRO\results\171222M2\171222M2-CRV.qld

Last Altered: Saturday, December 23, 2017 13:10:06 Pacific Standard Time
Printed: Saturday, December 23, 2017 13:15:12 Pacific Standard Time

Compound name: N-MeFOSA
Correlation coefficient: r = 0.999406, r^2 = 0.998813
Calibration curve: 1.0624 * x + 0.248205
Response type: Internal Std (Ref 48), Area * (IS Conc. / IS Area)
Curve type: Linear, Origin: Include, Weighting: 1/x, Axis trans: None

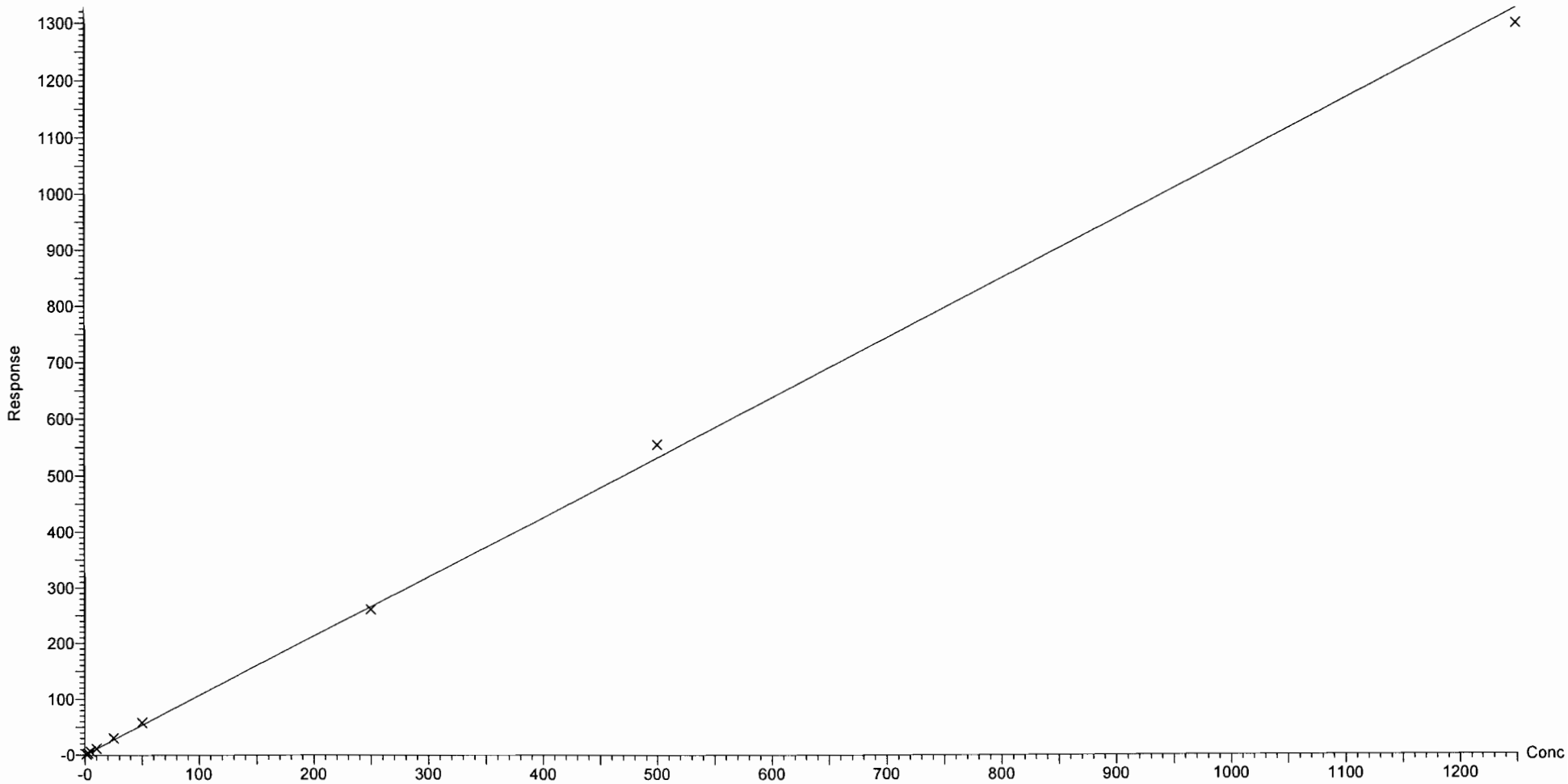

Dataset: U:\Q4.PRO\results\171222M2\171222M2-CRV.qld

Last Altered: Saturday, December 23, 2017 13:10:06 Pacific Standard Time
Printed: Saturday, December 23, 2017 13:15:12 Pacific Standard Time

Compound name: PFTrDA
Coefficient of Determination: R^2 = 0.995164
Calibration curve: -0.0171349 * x^2 + 2.16789 * x + -0.0996766
Response type: Internal Std (Ref 47), Area * (IS Conc. / IS Area)
Curve type: 2nd Order, Origin: Include, Weighting: 1/x, Axis trans: None

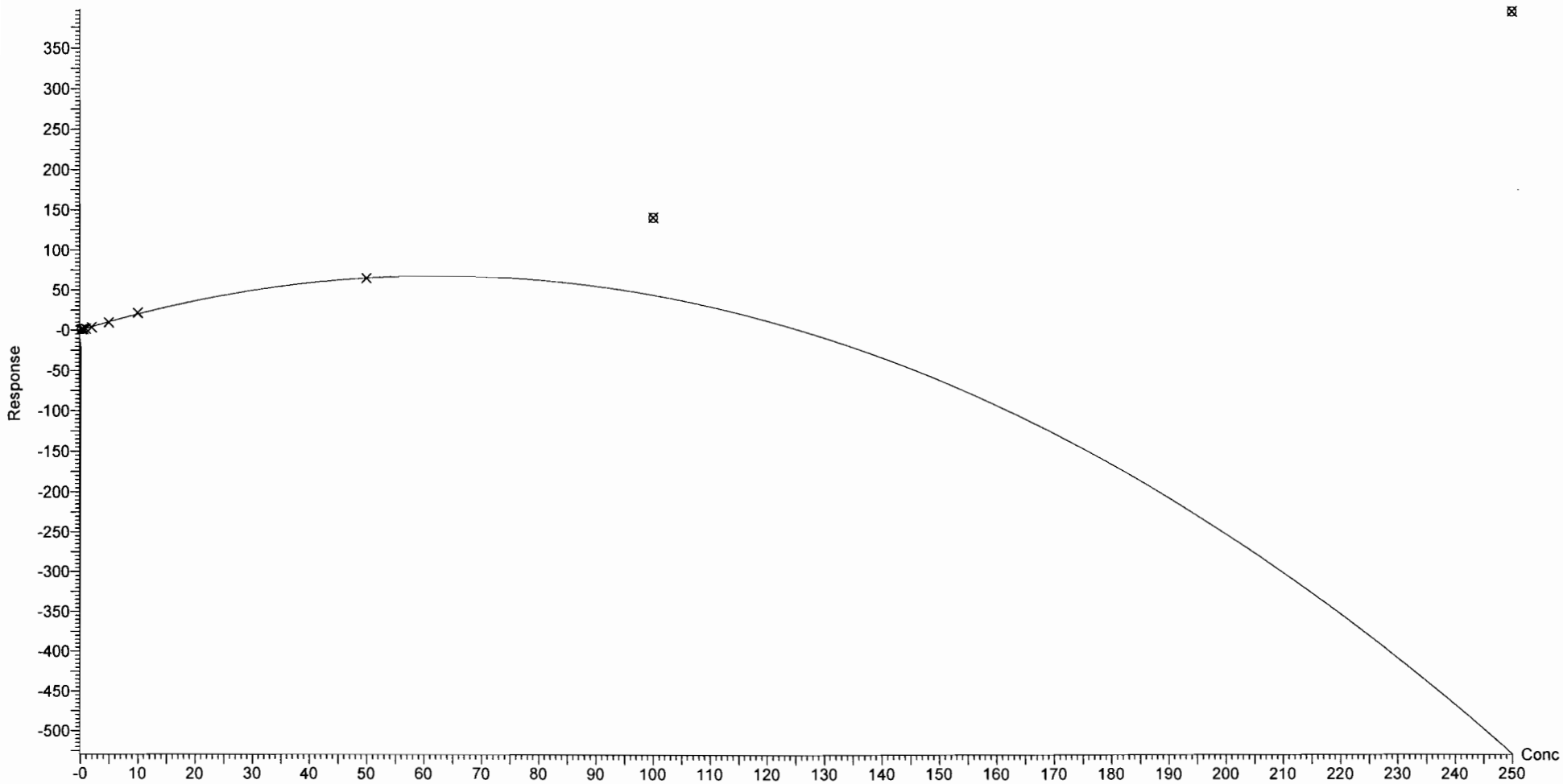

Dataset: U:\Q4.PRO\results\171222M2\171222M2-CRV.qld

Last Altered: Saturday, December 23, 2017 13:10:06 Pacific Standard Time
Printed: Saturday, December 23, 2017 13:15:12 Pacific Standard Time

Compound name: PFTeDA
Coefficient of Determination: R^2 = 0.996976
Calibration curve: 0.000234587 * x^2 + 1.49021 * x + 0.457043
Response type: Internal Std (Ref 49), Area * (IS Conc. / IS Area)
Curve type: 2nd Order, Origin: Exclude, Weighting: 1/x, Axis trans: None

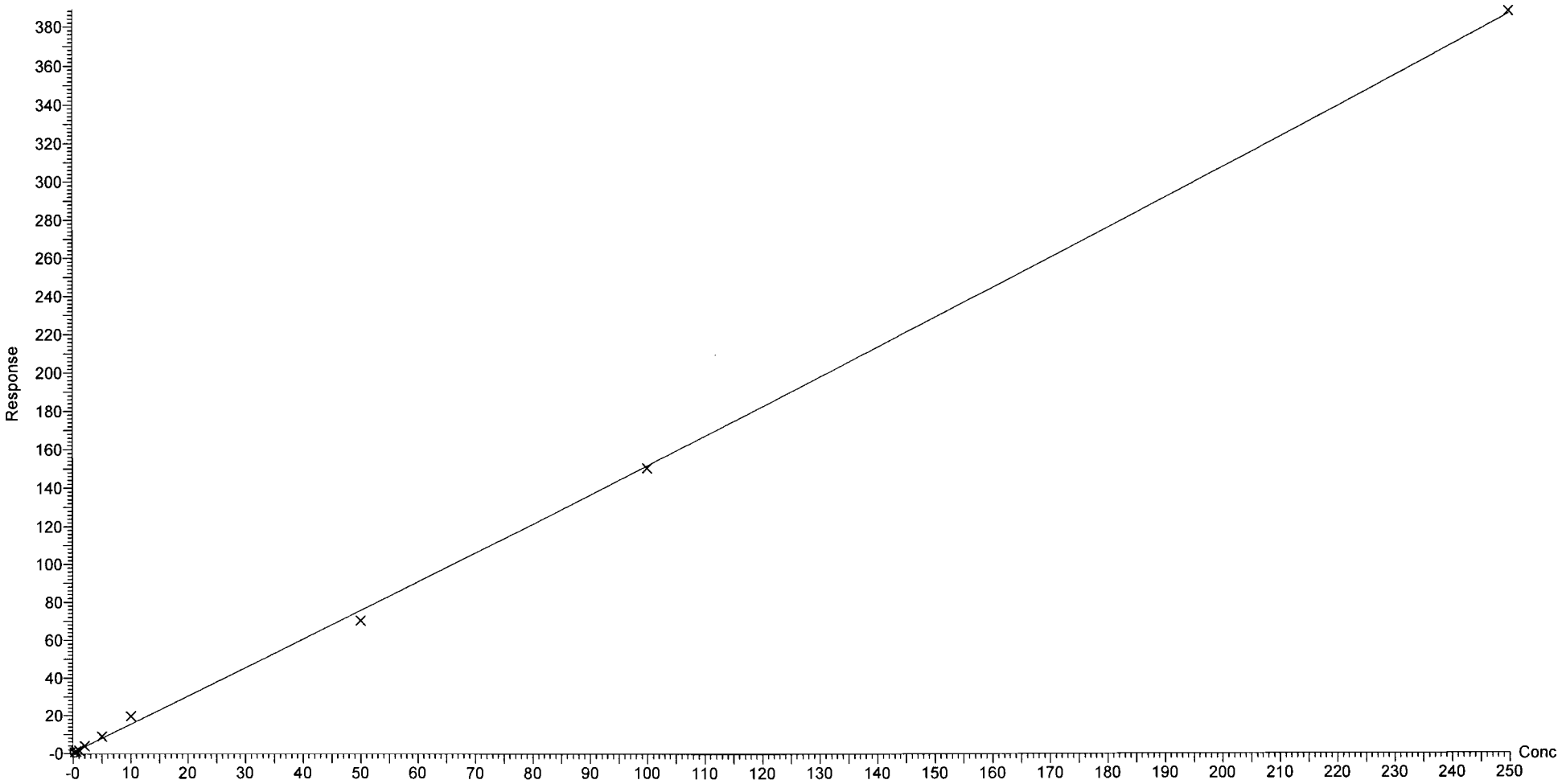

Dataset: U:\Q4.PRO\results\171222M2\171222M2-CRV.qld

Last Altered: Saturday, December 23, 2017 13:10:06 Pacific Standard Time
Printed: Saturday, December 23, 2017 13:15:12 Pacific Standard Time

Compound name: N-EtFOSA
Coefficient of Determination: R^2 = 0.999851
Calibration curve: 7.86312e-005 * x^2 + 0.90487 * x + 0.306474
Response type: Internal Std (Ref 50), Area * (IS Conc. / IS Area)
Curve type: 2nd Order, Origin: Exclude, Weighting: 1/x, Axis trans: None

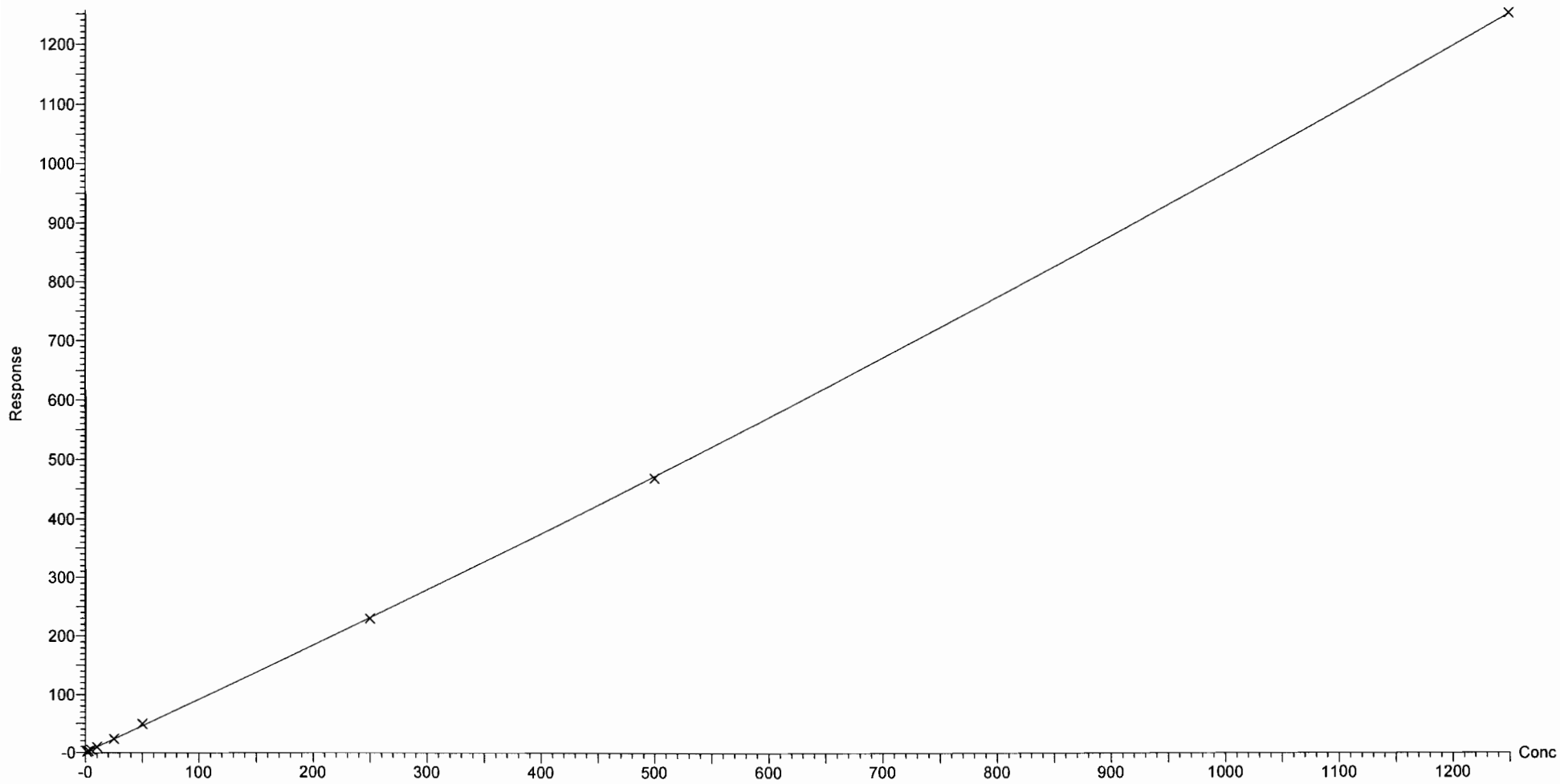

Vista Analytical Laboratory Q1

Dataset: U:\Q4.PRO\results\171222M2\171222M2-CRV.qld

Last Altered: Saturday, December 23, 2017 13:10:06 Pacific Standard Time
Printed: Saturday, December 23, 2017 13:15:12 Pacific Standard Time

Compound name: PFHxDA
Coefficient of Determination: R^2 = 0.999543
Calibration curve: -0.000335978 * x^2 + 0.557961 * x + 0.19015
Response type: Internal Std (Ref 51), Area * (IS Conc. / IS Area)
Curve type: 2nd Order, Origin: Exclude, Weighting: 1/x, Axis trans: None

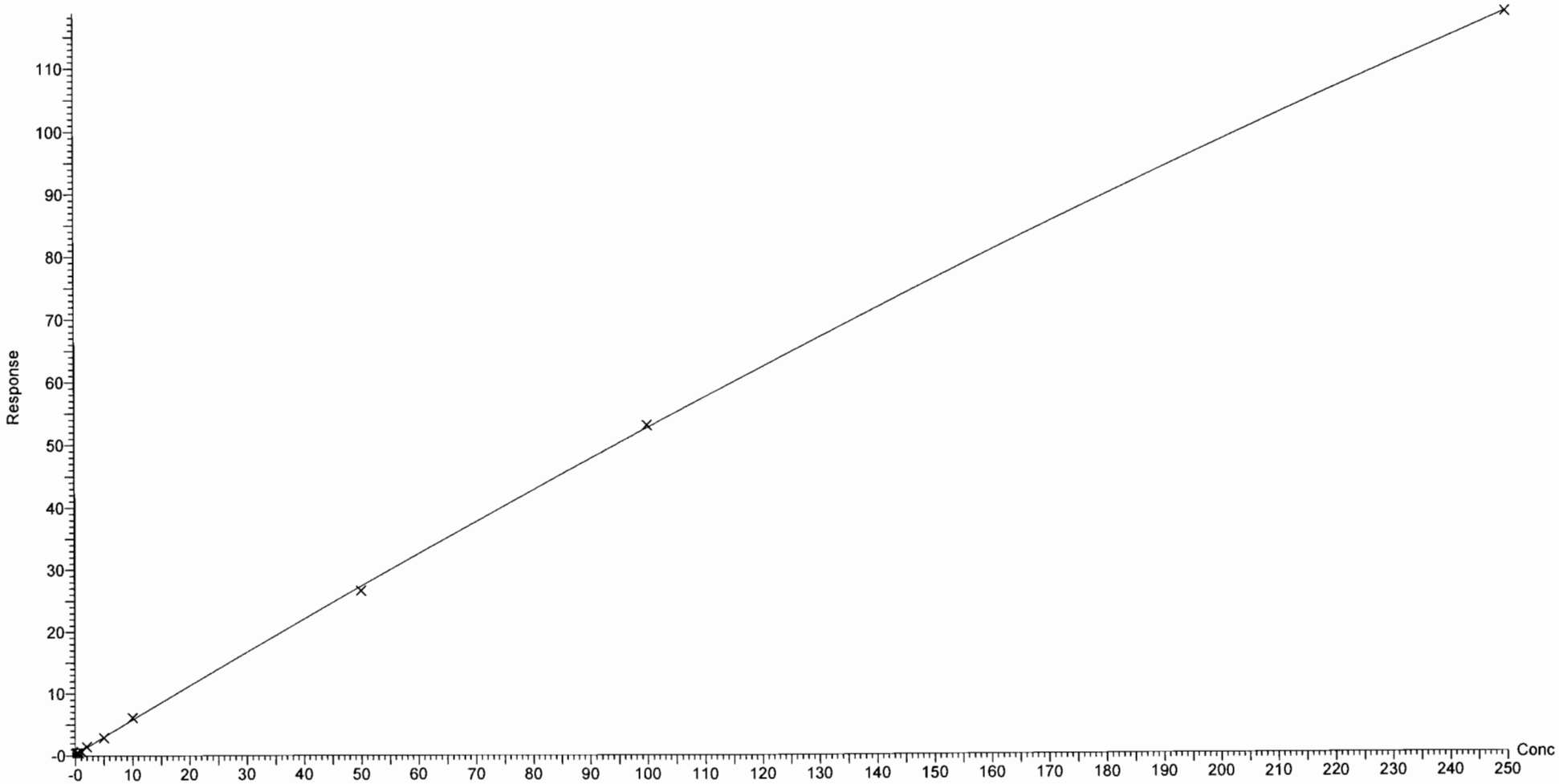

Dataset: U:\Q4.PRO\results\171222M2\171222M2-CRV.qld

Last Altered: Saturday, December 23, 2017 13:10:06 Pacific Standard Time
Printed: Saturday, December 23, 2017 13:10:48 Pacific Standard Time

Method: U:\Q4.PRO\MethDB\PFAS_FULL_80C_122017.mdb 22 Dec 2017 12:22:23
Calibration: 23 Dec 2017 13:10:06

Name: 171222M2_2, Date: 22-Dec-2017, Time: 16:55:16, ID: ST171222M2-1 PFC CS-2 17K2806, Description: PFC CS-2 17K2806

PFBA

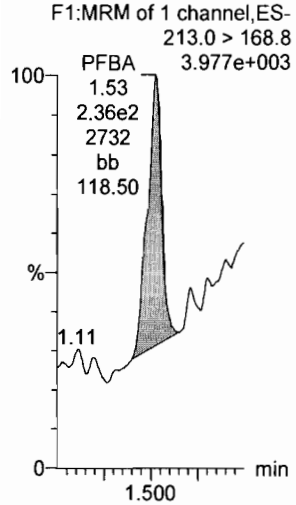

PFPeA

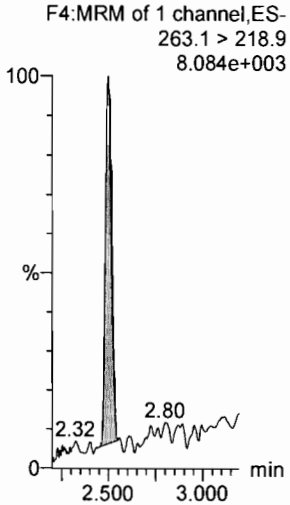

PFBS

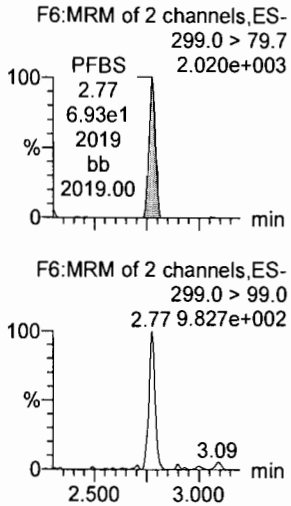

PFHxA

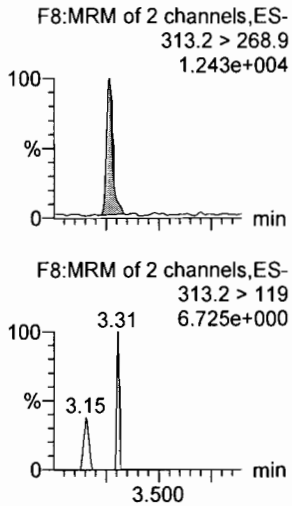

PFHpA

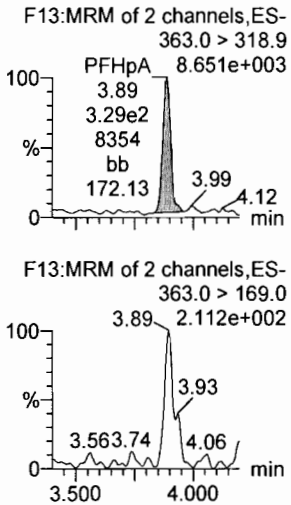

L-PFHxS

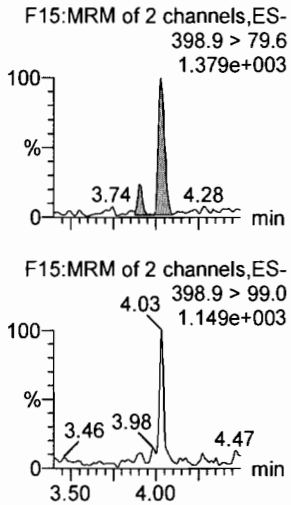

13C3-PFBA

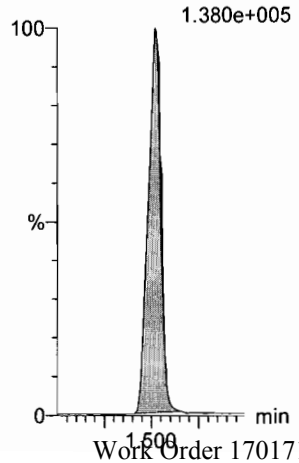

13C3-PFPeA

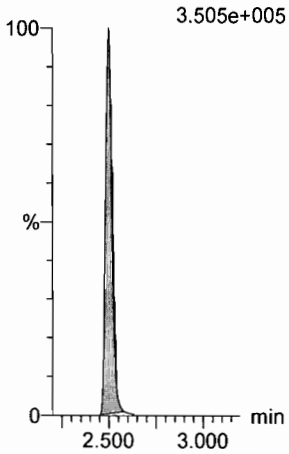

13C3-PFBS

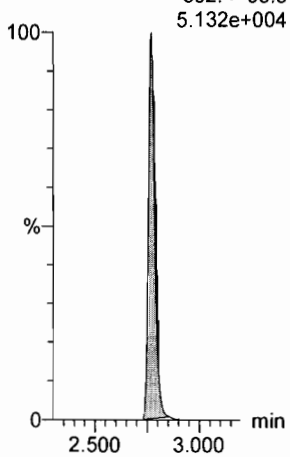

13C2-PFHxA

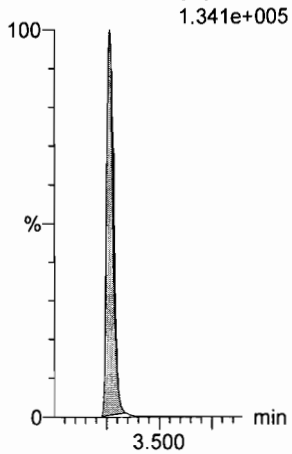

13C4-PFHpA

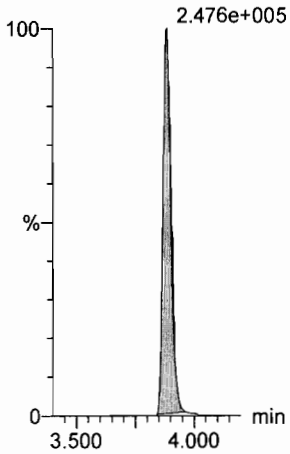

18O2-PFHxS

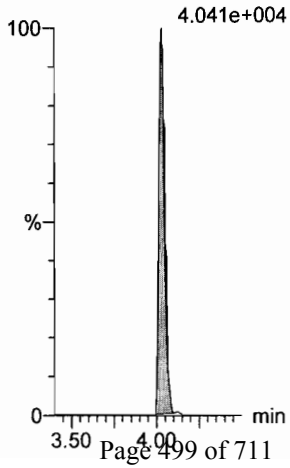

Dataset: U:\Q4.PRO\results\171222M2\171222M2-CRV.qld

Last Altered: Saturday, December 23, 2017 13:10:06 Pacific Standard Time
Printed: Saturday, December 23, 2017 13:10:48 Pacific Standard Time

Name: 171222M2_2, Date: 22-Dec-2017, Time: 16:55:16, ID: ST171222M2-1 PFC CS-2 17K2806, Description: PFC CS-2 17K2806

6:2 FTS

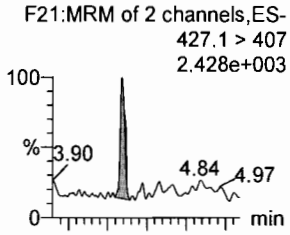

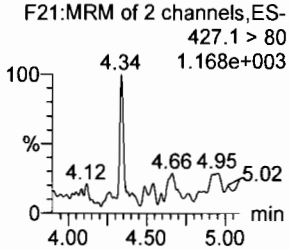

L-PFOA

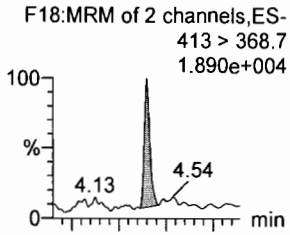

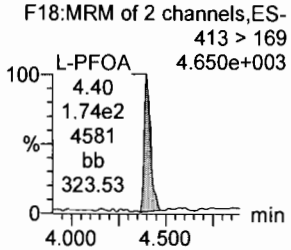

PFHpS

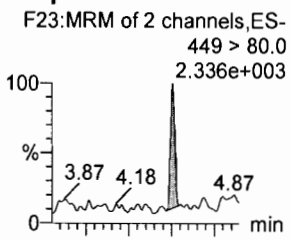

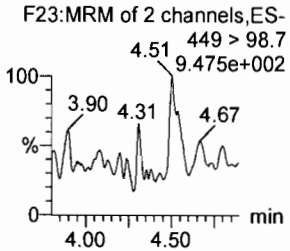

PFNA

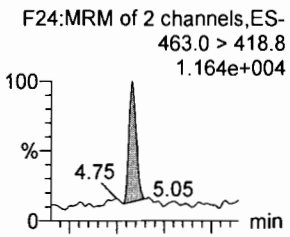

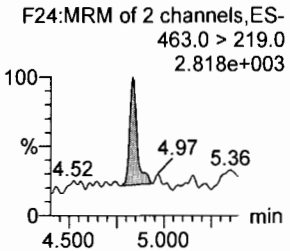

PFOSA

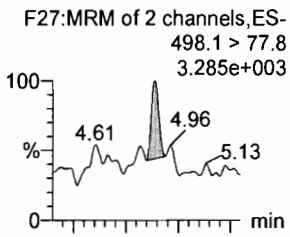

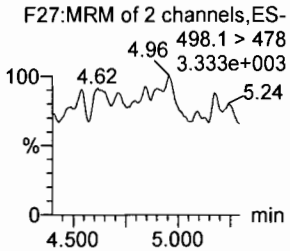

L-PFOS

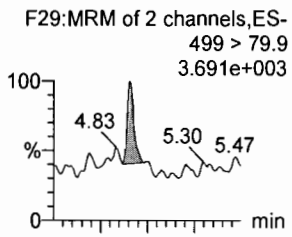

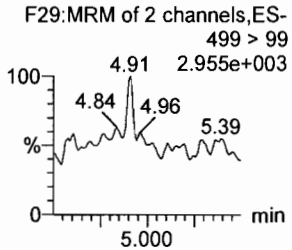

13C2-6:2 FTS

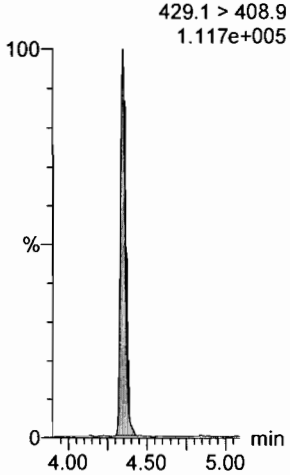

13C2-PFOA

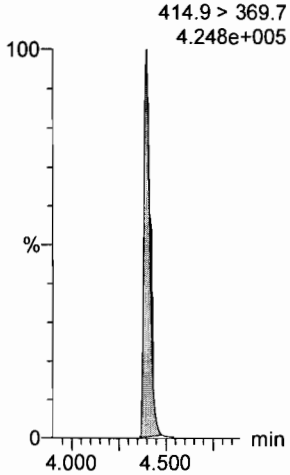

13C3-PFBS

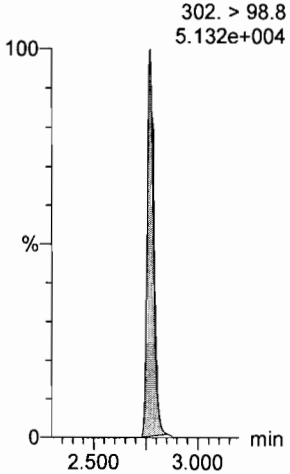

13C5-PFNA

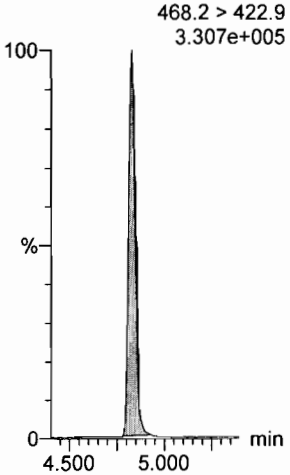

13C8-PFOSA



13C8-PFOS

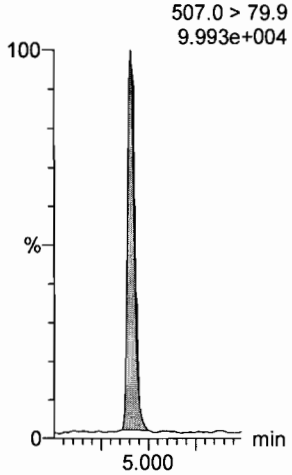

Dataset: U:\Q4.PRO\results\171222M2\171222M2-CRV.qld

Last Altered: Saturday, December 23, 2017 13:10:06 Pacific Standard Time
Printed: Saturday, December 23, 2017 13:10:48 Pacific Standard Time

Name: 171222M2_2, Date: 22-Dec-2017, Time: 16:55:16, ID: ST171222M2-1 PFC CS-2 17K2806, Description: PFC CS-2 17K2806

PFDA

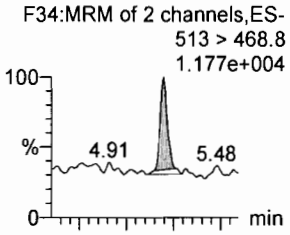

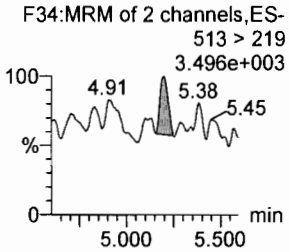

8:2 FTS

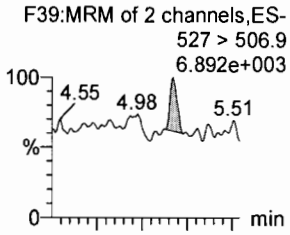

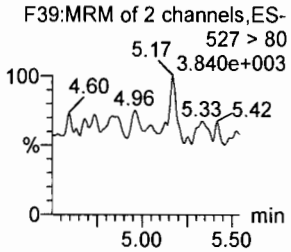

N-MeFOSAA

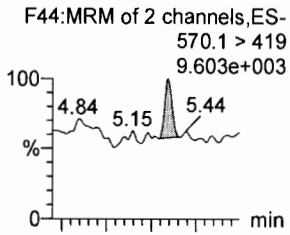

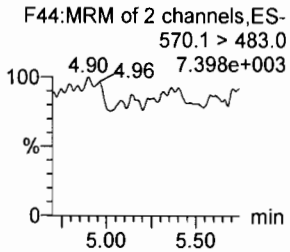

N-EtFOSAA

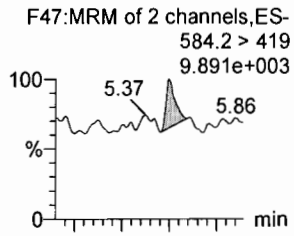

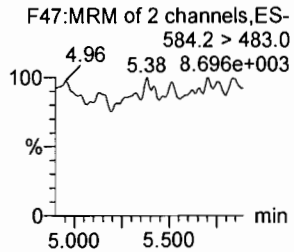

PFUdA

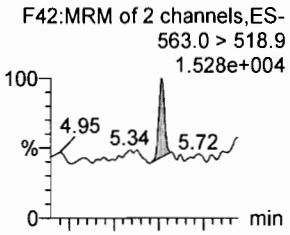

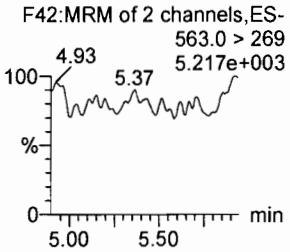

PFDS

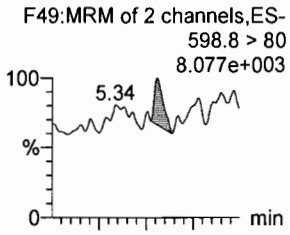

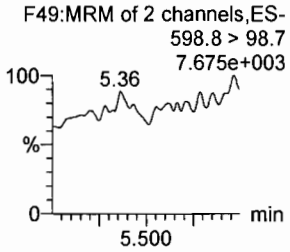

13C2-PFDA

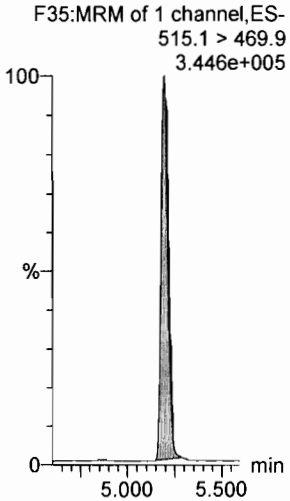

13C2-8:2 FTS

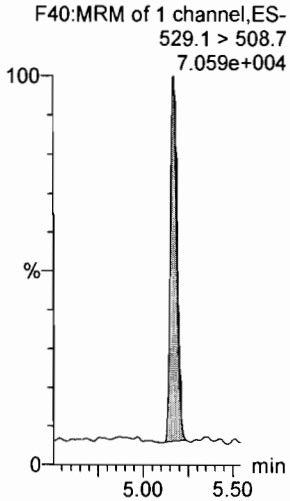

d3-N-MeFOSAA

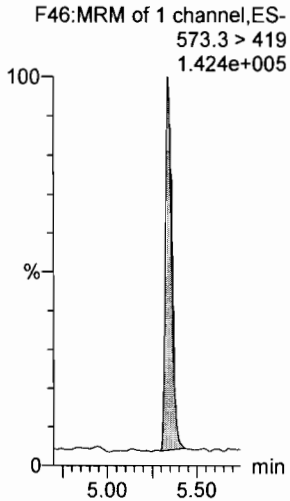

d5-N-EtFOSAA

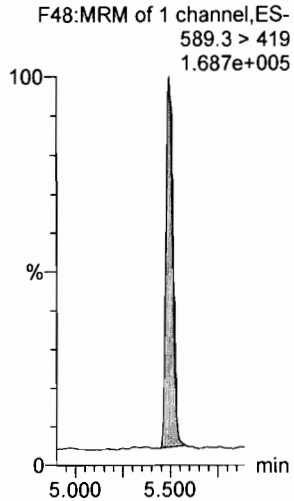

13C2-PFUdA

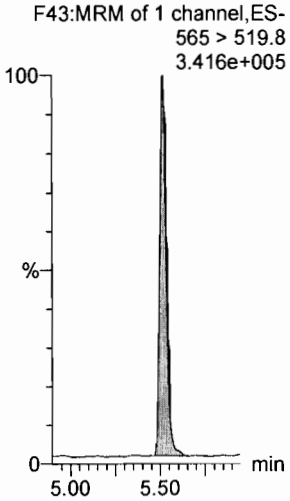

13C2-PFUdA

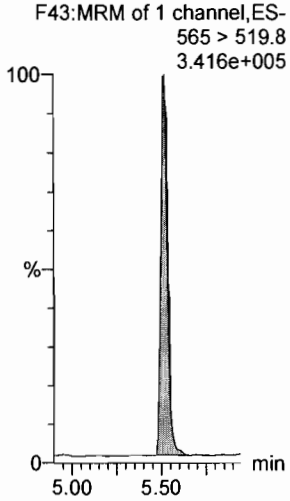

Dataset: U:\Q4.PRO\results\171222M2\171222M2-CRV.qld

Last Altered: Saturday, December 23, 2017 13:10:06 Pacific Standard Time
Printed: Saturday, December 23, 2017 13:10:48 Pacific Standard Time

Name: 171222M2_2, Date: 22-Dec-2017, Time: 16:55:16, ID: ST171222M2-1 PFC CS-2 17K2806, Description: PFC CS-2 17K2806

PFDoA

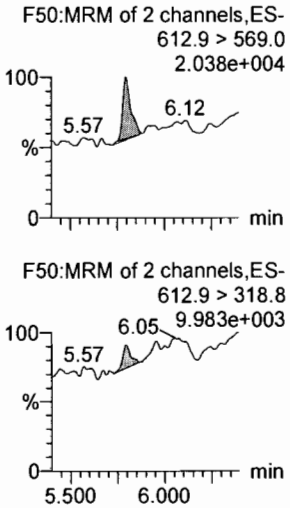

N-MeFOSA

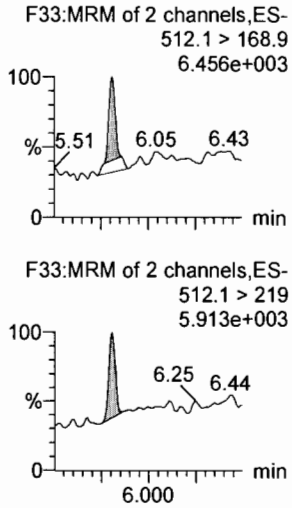

PFTrDA

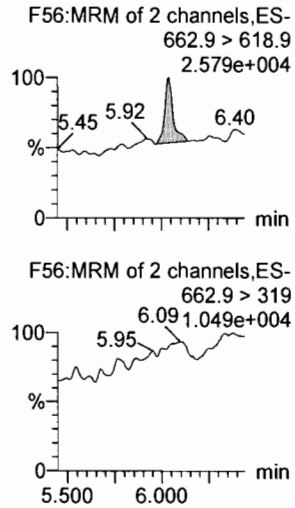

PFTeDA

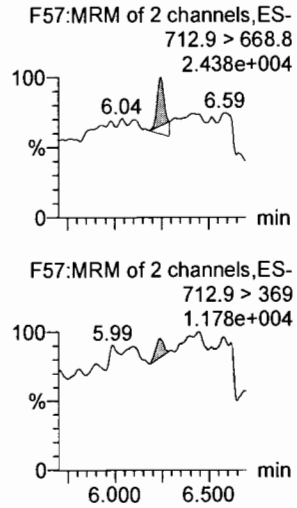

N-EtFOSA

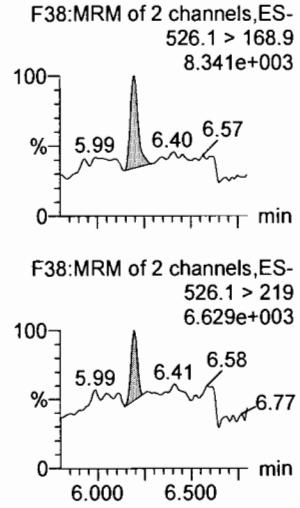

PFHxDA

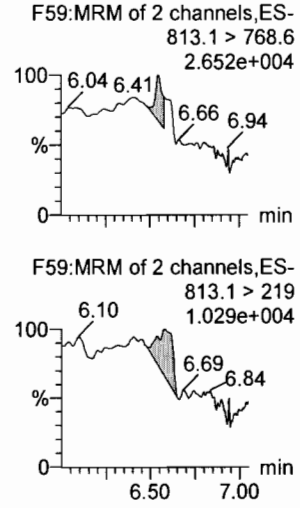

13C2-PFDoA

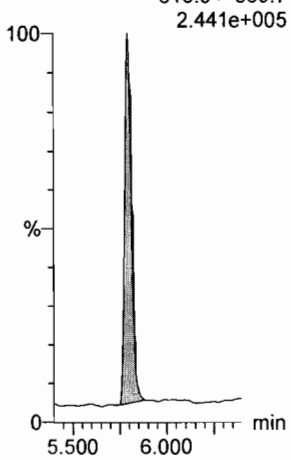

d3-N-MeFOSA

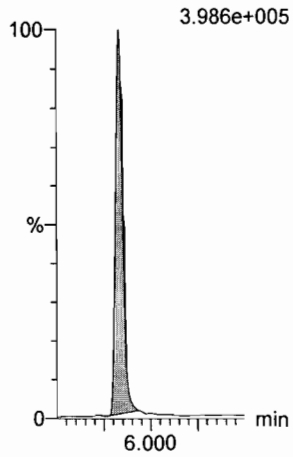

13C2-PFTeDA

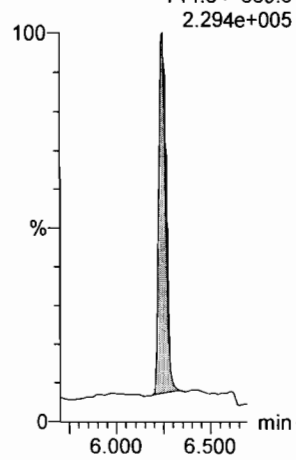

13C2-PFTeDA

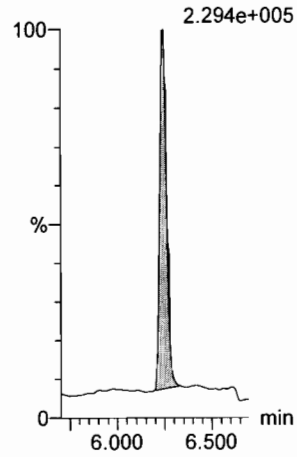

d5-N-ETFOSA

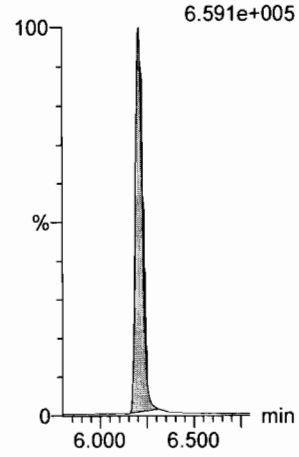

13C2-PFHxDA

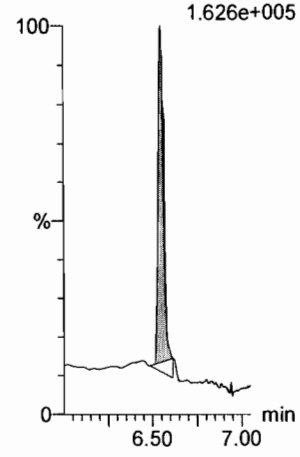

Dataset: U:\Q4.PRO\results\171222M2\171222M2-CRV.qld

Last Altered: Saturday, December 23, 2017 13:10:06 Pacific Standard Time
Printed: Saturday, December 23, 2017 13:10:48 Pacific Standard Time

Name: 171222M2_2, Date: 22-Dec-2017, Time: 16:55:16, ID: ST171222M2-1 PFC CS-2 17K2806, Description: PFC CS-2 17K2806

PFODA

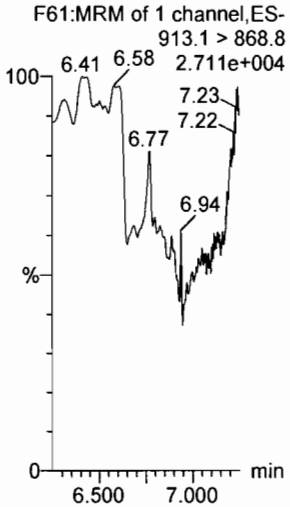

N-MeFOSE

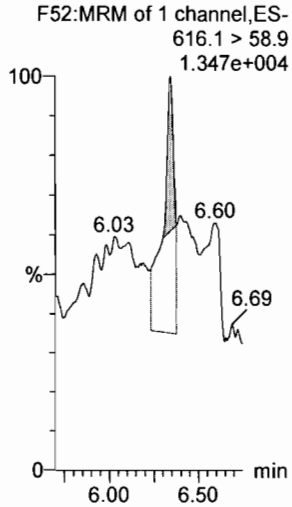

N-EtFOSE

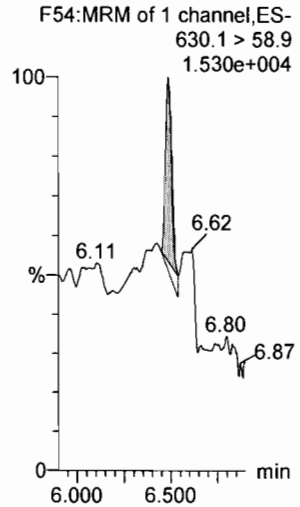

13C4-PFBA

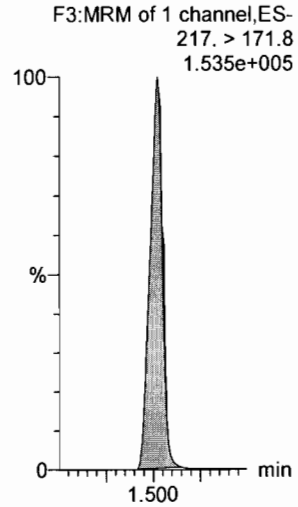

13C5-PFHxA

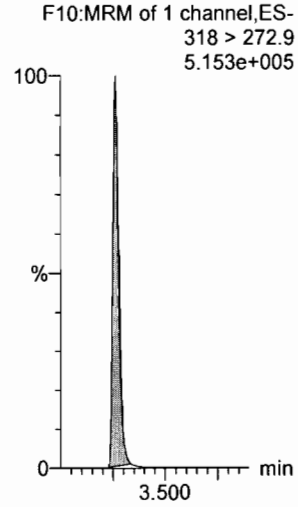

13C3-PFHxS

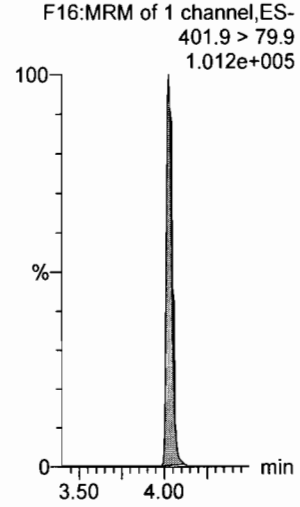

13C2-PFHxDA

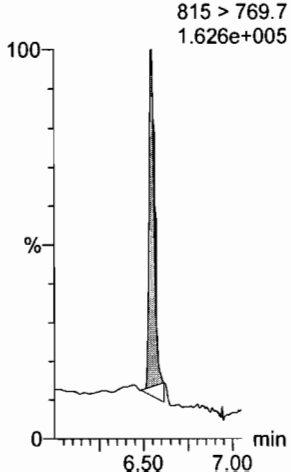

d7-N-MeFOSE

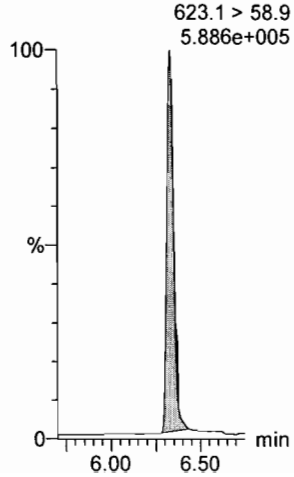

d9-N-EtFOSE

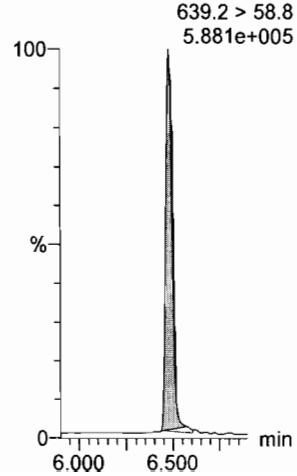

13C8-PFOA

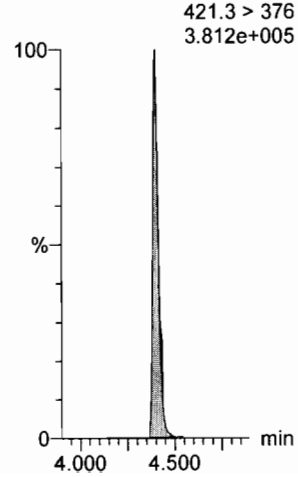

13C9-PFNA

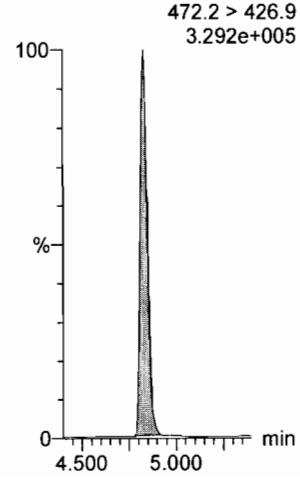

13C4-PFOS

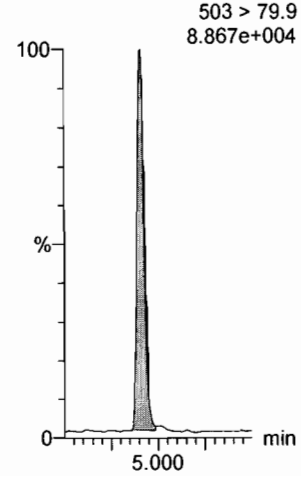

Dataset: U:\Q4.PRO\results\171222M2\171222M2-CRV.qld

Last Altered: Saturday, December 23, 2017 13:10:06 Pacific Standard Time
Printed: Saturday, December 23, 2017 13:10:48 Pacific Standard Time

Name: 171222M2_2, Date: 22-Dec-2017, Time: 16:55:16, ID: ST171222M2-1 PFC CS-2 17K2806, Description: PFC CS-2 17K2806

13C6-PFDA

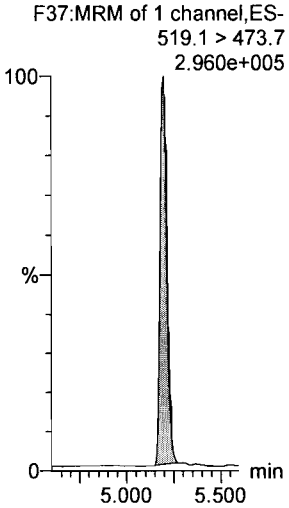

13C7-PFUdA

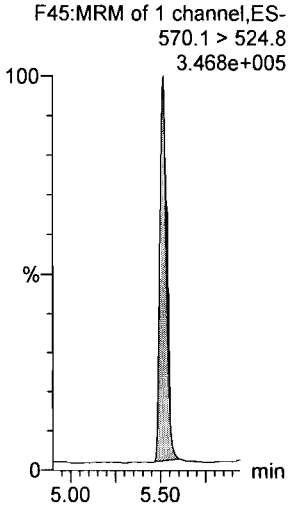

Dataset: U:\Q4.PRO\results\171222M2\171222M2-CRV.qld

Last Altered: Saturday, December 23, 2017 13:10:06 Pacific Standard Time
Printed: Saturday, December 23, 2017 13:10:48 Pacific Standard Time

Name: 171222M2_3, Date: 22-Dec-2017, Time: 17:06:27, ID: ST171222M2-2 PFC CS-1 17K2807, Description: PFC CS-1 17K2807

PFBA

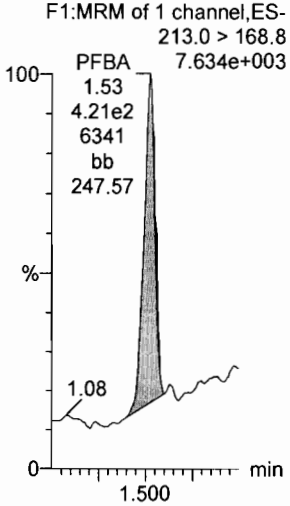

PFPeA

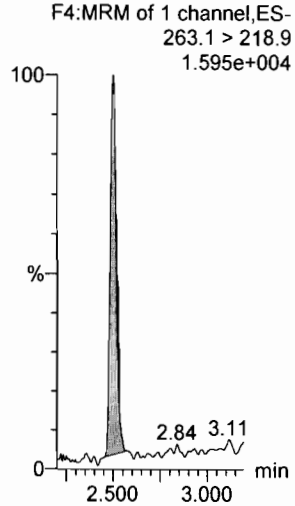

PFBS

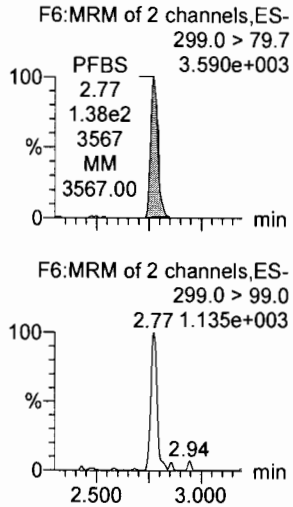

PFHxA

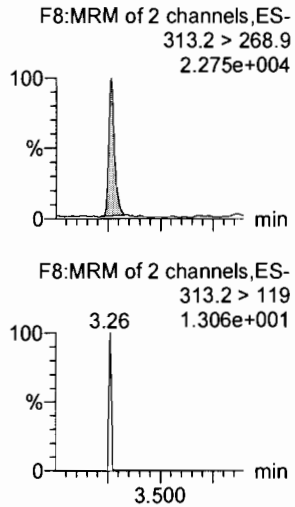

PFHpA

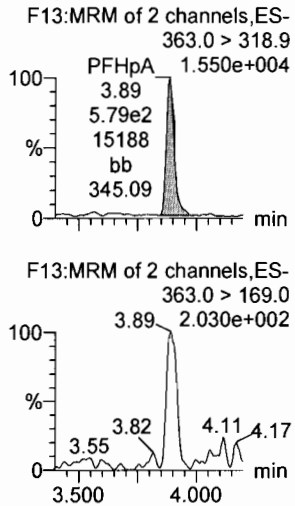

L-PFHxS

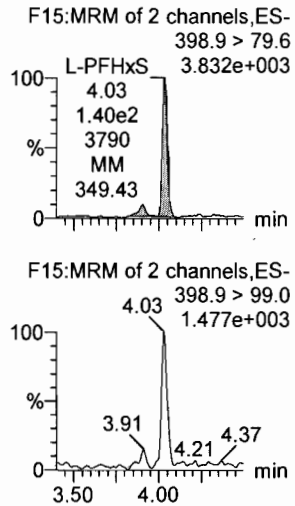

13C3-PFBA

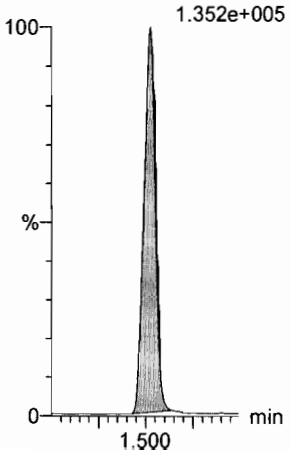

13C3-PFPeA



13C3-PFBS

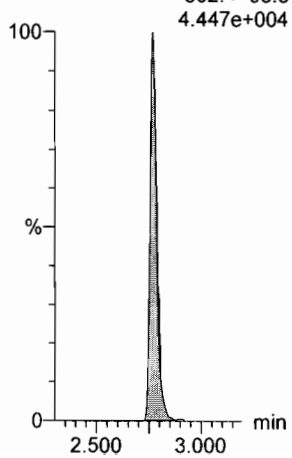

13C2-PFHxA

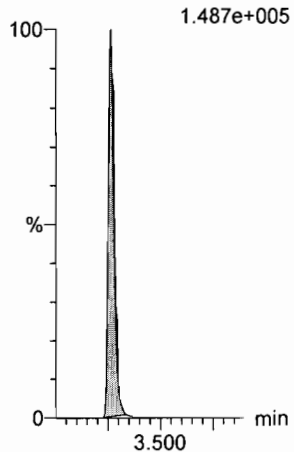

13C4-PFHpA

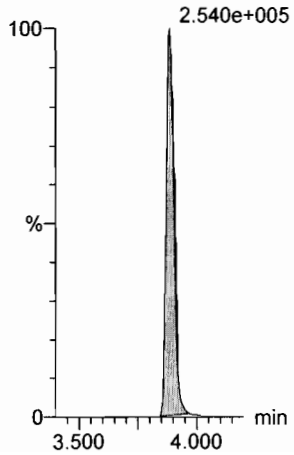

18O2-PFHxS

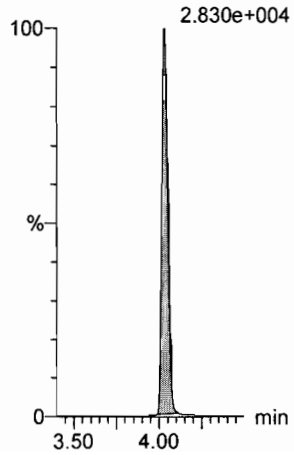

Dataset: U:\Q4.PRO\results\171222M2\171222M2-CRV.qld

Last Altered: Saturday, December 23, 2017 13:10:06 Pacific Standard Time
Printed: Saturday, December 23, 2017 13:10:48 Pacific Standard Time

Name: 171222M2_3, Date: 22-Dec-2017, Time: 17:06:27, ID: ST171222M2-2 PFC CS-1 17K2807, Description: PFC CS-1 17K2807

6:2 FTS

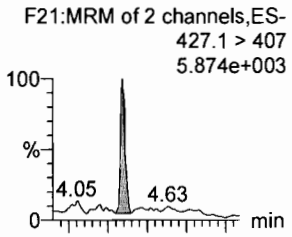

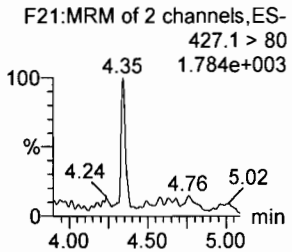

L-PFOA

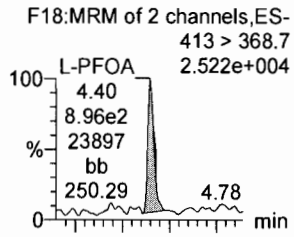

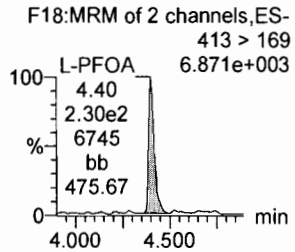

PFHpS

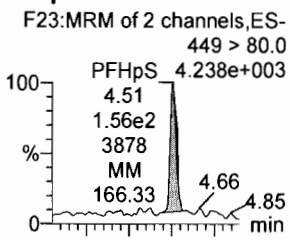

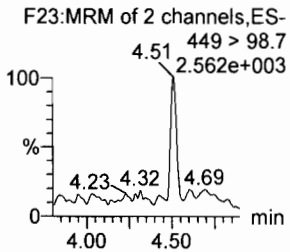

PFNA

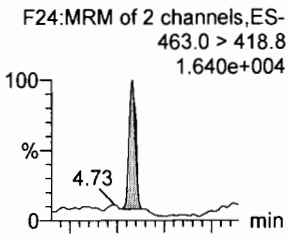

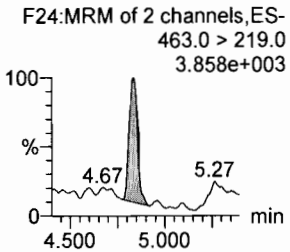

PFOSA

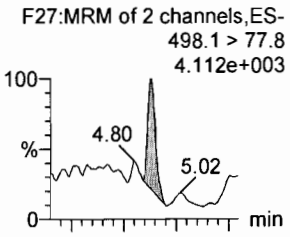

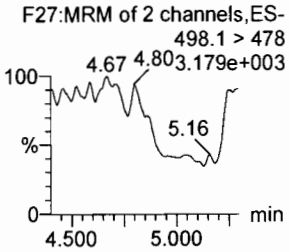

L-PFOS

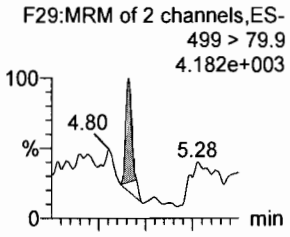

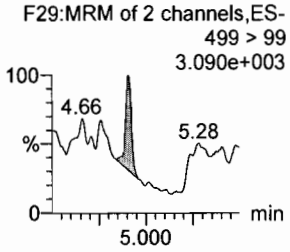

13C2-6:2 FTS

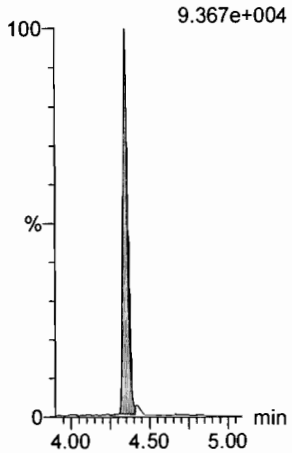

13C2-PFOA

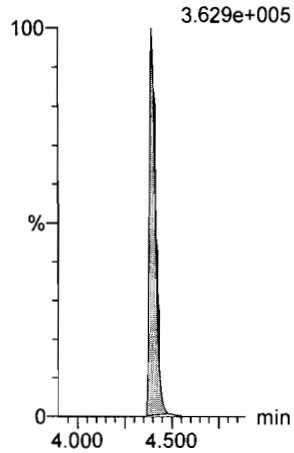

13C3-PFBS

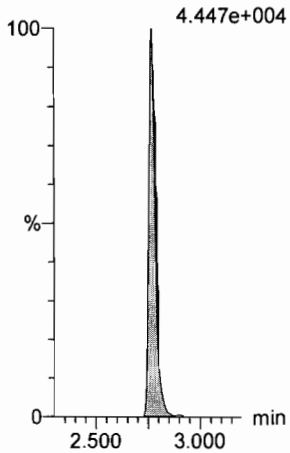

13C5-PFNA

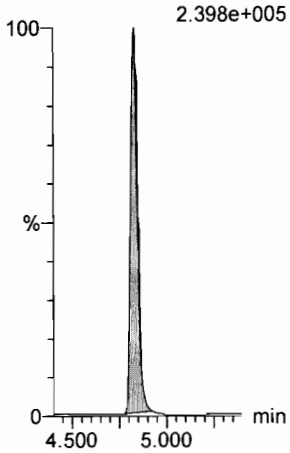

13C8-PFOSA

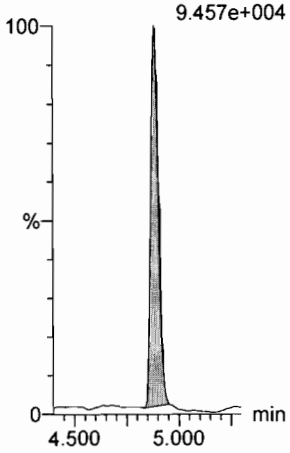

13C8-PFOS

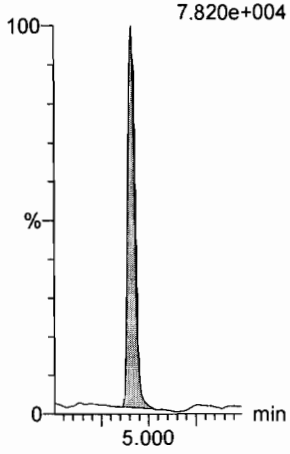

Dataset: U:\Q4.PRO\results\171222M2\171222M2-CRV.qld

Last Altered: Saturday, December 23, 2017 13:10:06 Pacific Standard Time
Printed: Saturday, December 23, 2017 13:10:48 Pacific Standard Time

Name: 171222M2_3, Date: 22-Dec-2017, Time: 17:06:27, ID: ST171222M2-2 PFC CS-1 17K2807, Description: PFC CS-1 17K2807

PFDA

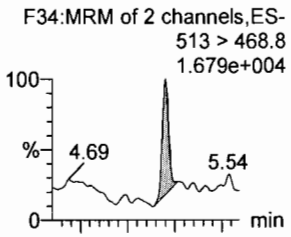

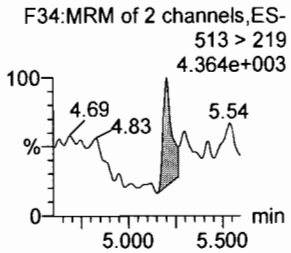

8:2 FTS

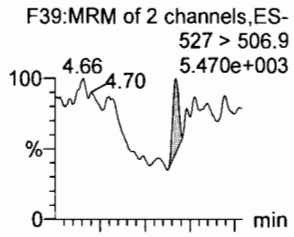

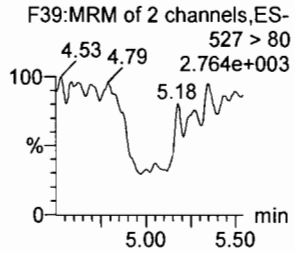

N-MeFOSAA

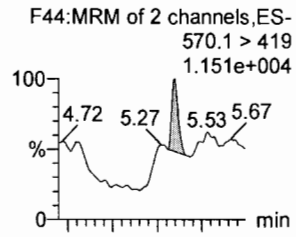

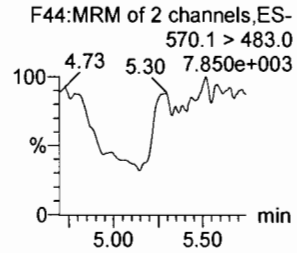

N-EtFOSAA

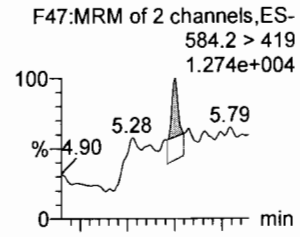

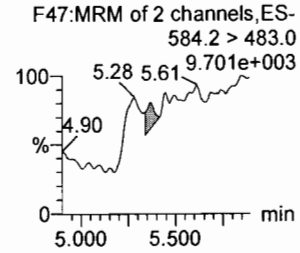

PFUdA

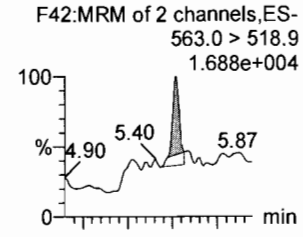

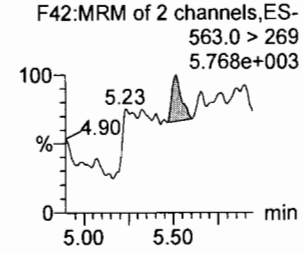

PFDS

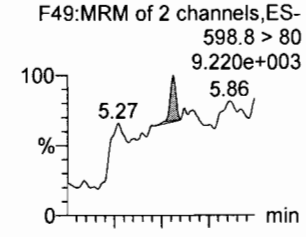

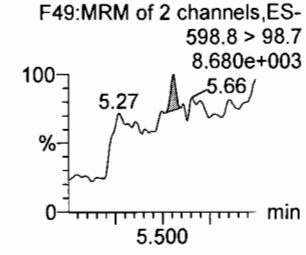

13C2-PFDA

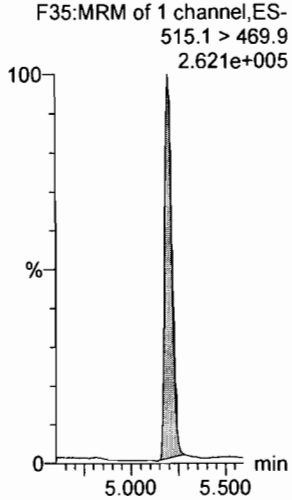

13C2-8:2 FTS

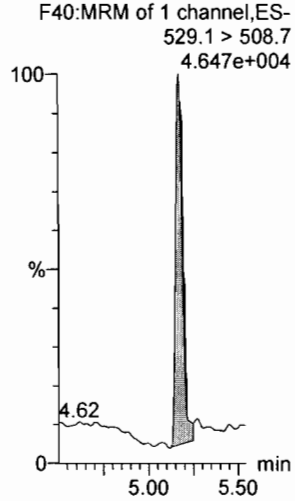

d3-N-MeFOSAA

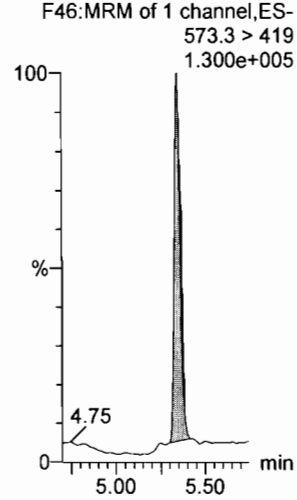

d5-N-EtFOSAA

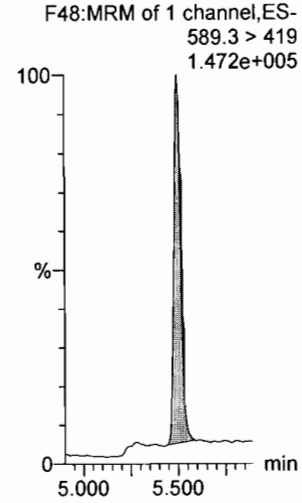

13C2-PFUdA

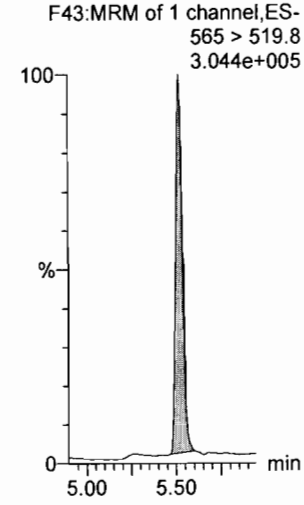

13C2-PFUdA

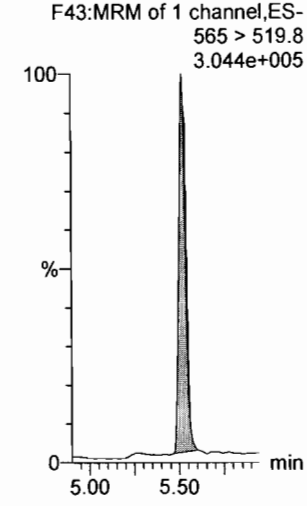

Dataset: U:\Q4.PRO\results\171222M2\171222M2-CRV.qld

Last Altered: Saturday, December 23, 2017 13:10:06 Pacific Standard Time
Printed: Saturday, December 23, 2017 13:10:48 Pacific Standard Time

Name: 171222M2_3, Date: 22-Dec-2017, Time: 17:06:27, ID: ST171222M2-2 PFC CS-1 17K2807, Description: PFC CS-1 17K2807

PFDoA

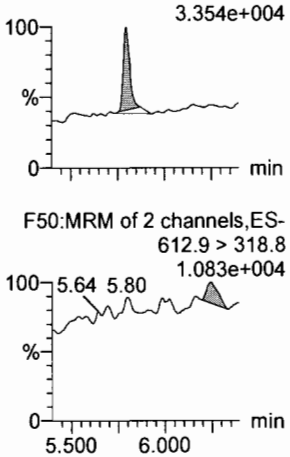

N-MeFOSA

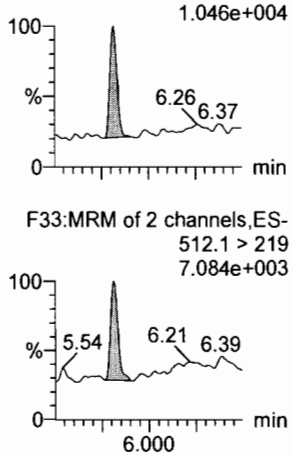

PFTrDA

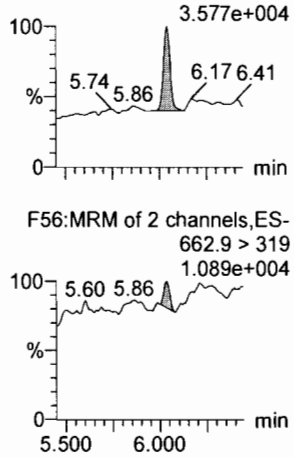

PFTeDA

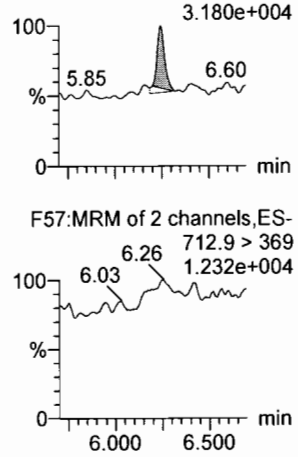

N-EtFOSA

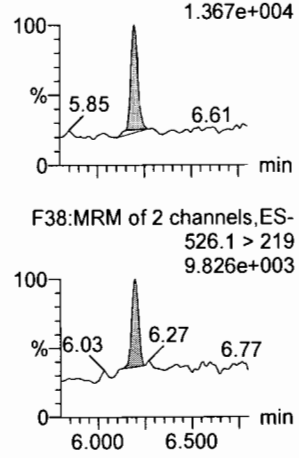

PFHxDA

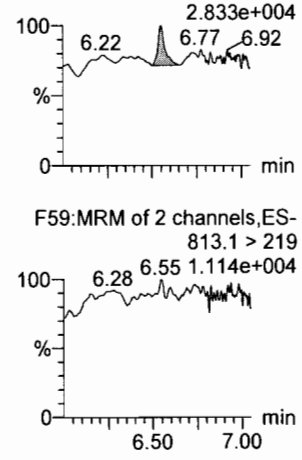

13C2-PFDoA

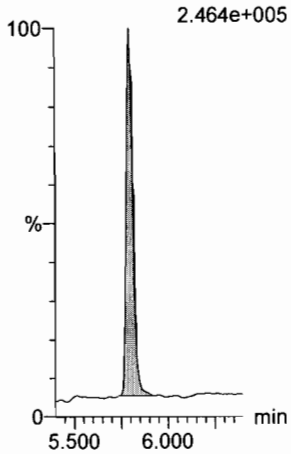

d3-N-MeFOSA

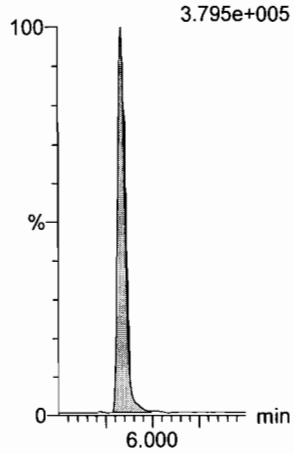

13C2-PFTeDA

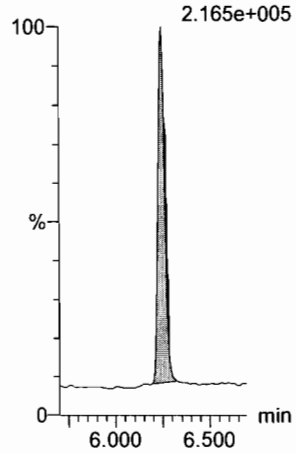

13C2-PFTeDA

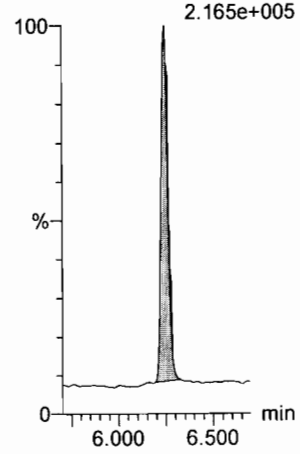

d5-N-ETFOSA

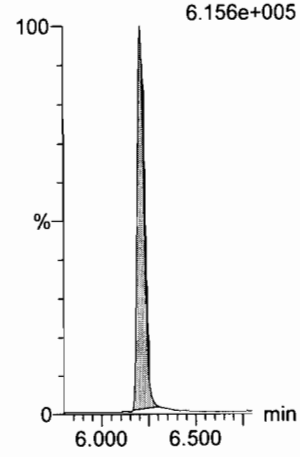

13C2-PFHxDA

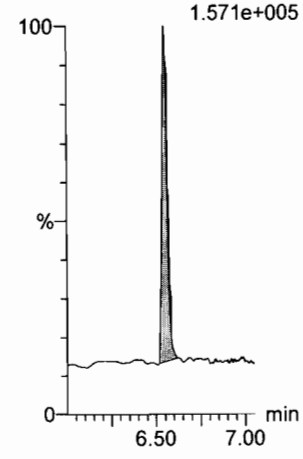

Dataset: U:\Q4.PRO\results\171222M2\171222M2-CRV.qld

Last Altered: Saturday, December 23, 2017 13:10:06 Pacific Standard Time
Printed: Saturday, December 23, 2017 13:10:48 Pacific Standard Time

Name: 171222M2_3, Date: 22-Dec-2017, Time: 17:06:27, ID: ST171222M2-2 PFC CS-1 17K2807, Description: PFC CS-1 17K2807

PFODA
F61:MRM of 1 channel,ES-
913.1 > 868.8
3.817e+004

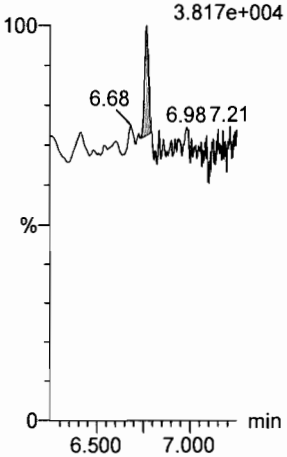

N-MeFOSE
F52:MRM of 1 channel,ES-
616.1 > 58.9
1.687e+004

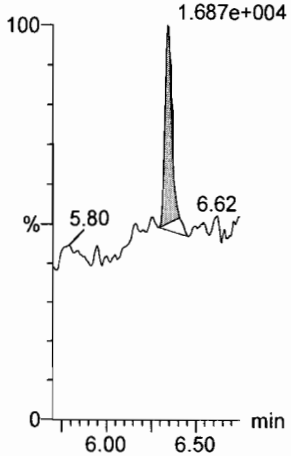

N-EtFOSE
F54:MRM of 1 channel,ES-
630.1 > 58.9
2.214e+004

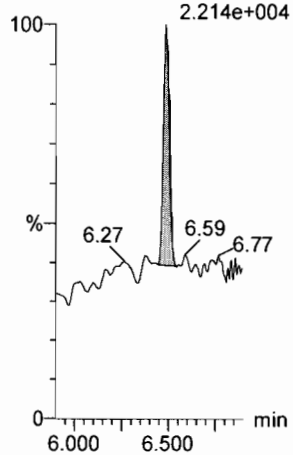

13C4-PFBA
F3:MRM of 1 channel,ES-
217. > 171.8
1.558e+005

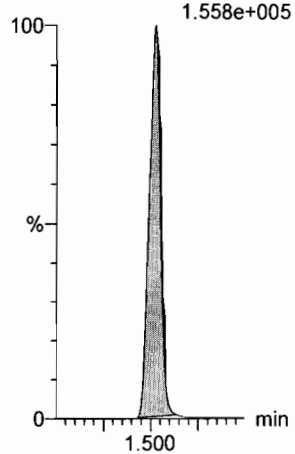

13C5-PFHxA
F10:MRM of 1 channel,ES-
318 > 272.9
4.589e+005

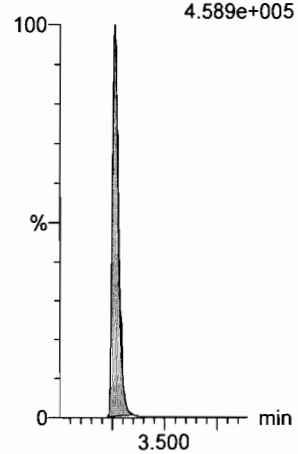

13C3-PFHxS
F16:MRM of 1 channel,ES-
401.9 > 79.9
8.390e+004

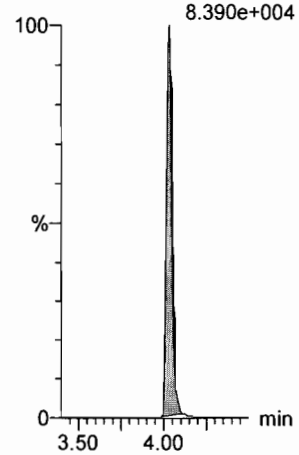

13C2-PFHxDA
F60:MRM of 1 channel,ES-
815 > 769.7
1.571e+005

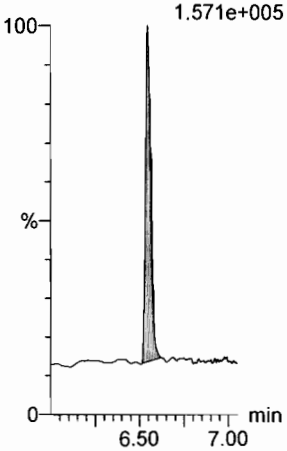

d7-N-MeFOSE
F53:MRM of 1 channel,ES-
623.1 > 58.9
5.215e+005

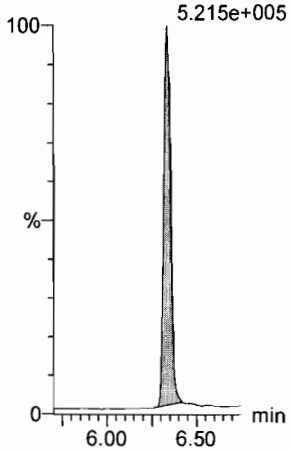

d9-N-EtFOSE
F55:MRM of 1 channel,ES-
639.2 > 58.8
6.700e+005

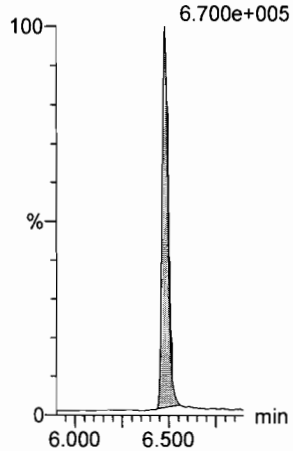

13C8-PFOA
F20:MRM of 1 channel,ES-
421.3 > 376
2.651e+005

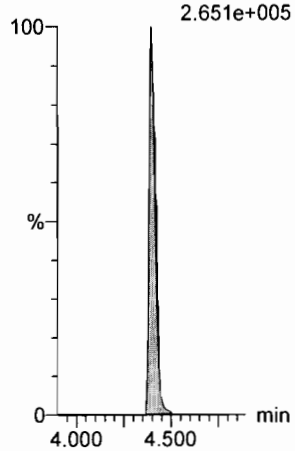

13C9-PFNA
F26:MRM of 1 channel,ES-
472.2 > 426.9
2.651e+005

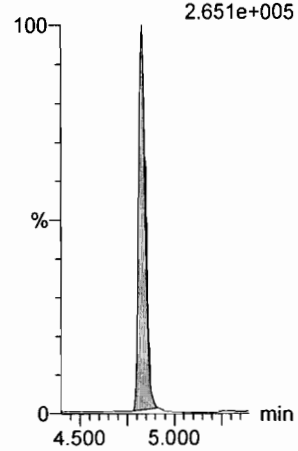

13C4-PFOS
F30:MRM of 1 channel,ES-
503 > 79.9
9.809e+004

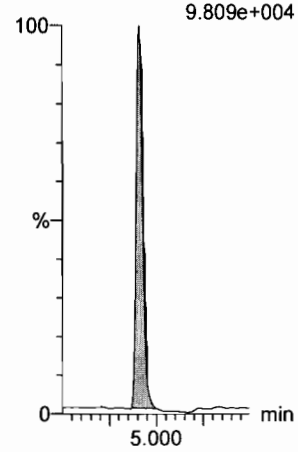

Dataset: U:\Q4.PRO\results\171222M2\171222M2-CRV.qld

Last Altered: Saturday, December 23, 2017 13:10:06 Pacific Standard Time
Printed: Saturday, December 23, 2017 13:10:48 Pacific Standard Time

Name: 171222M2_3, Date: 22-Dec-2017, Time: 17:06:27, ID: ST171222M2-2 PFC CS-1 17K2807, Description: PFC CS-1 17K2807

13C6-PFDA

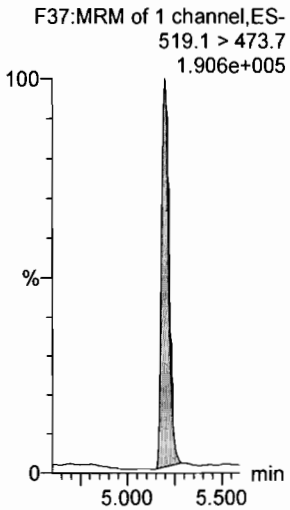

13C7-PFUdA

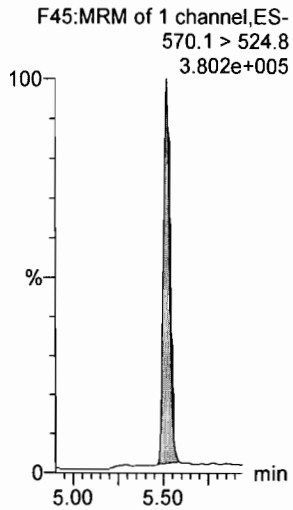

Dataset: U:\Q4.PRO\results\171222M2\171222M2-CRV.qld

Last Altered: Saturday, December 23, 2017 13:10:06 Pacific Standard Time
Printed: Saturday, December 23, 2017 13:10:48 Pacific Standard Time

Name: 171222M2_4, Date: 22-Dec-2017, Time: 17:17:38, ID: ST171222M2-2 PFC CS0 17K2808, Description: PFC CS0 17K2808

PFBA

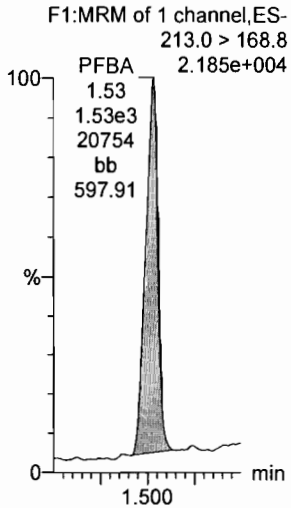

PFPeA

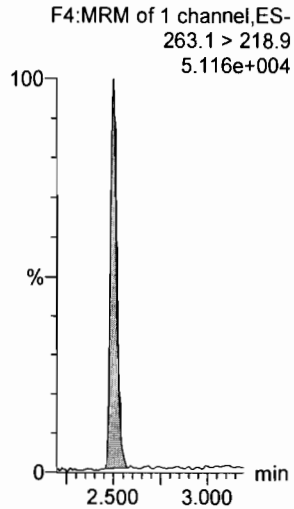

PFBS

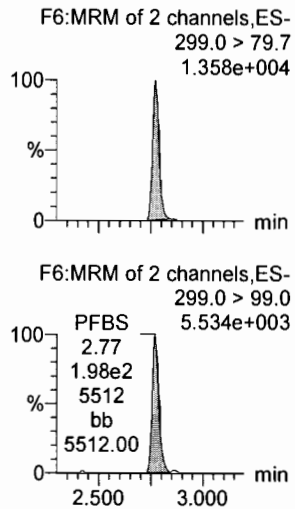

PFHxA

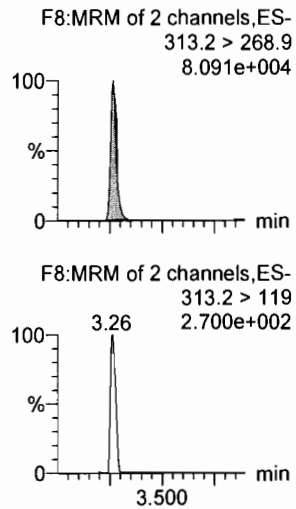

PFHpA

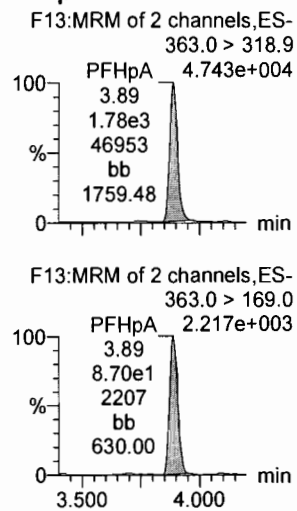

L-PFHxS

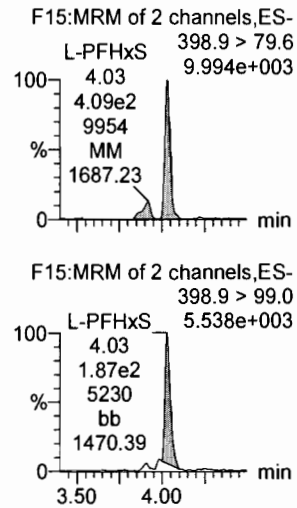

13C3-PFBA

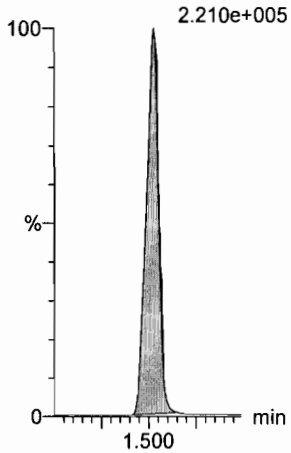

13C3-PFPeA

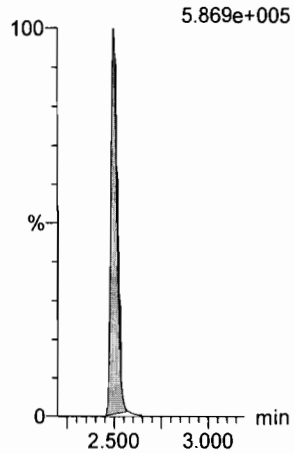

13C3-PFBS

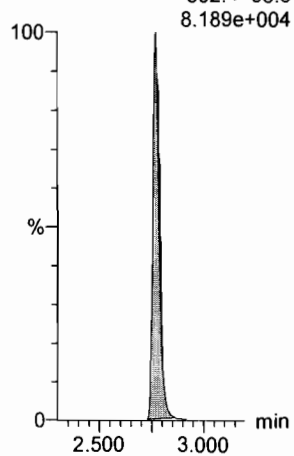

13C2-PFHxA

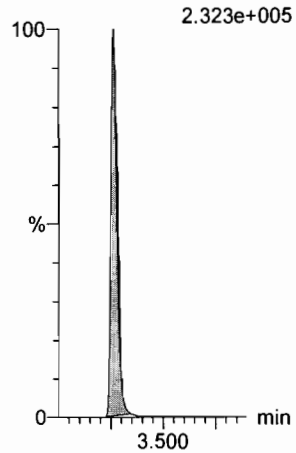

13C4-PFHpA

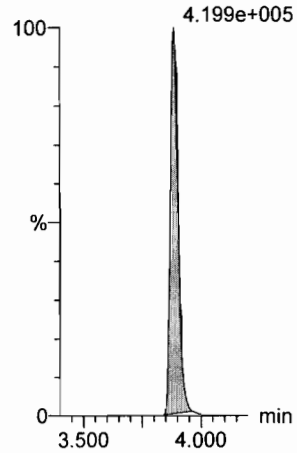

18O2-PFHxS

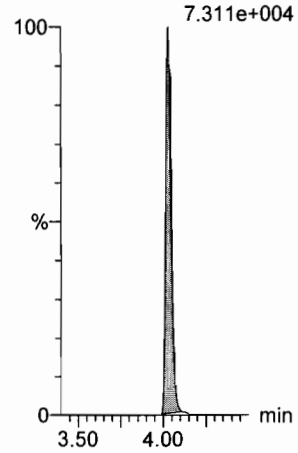

Dataset: U:\Q4.PRO\results\171222M2\171222M2-CRV.qld

Last Altered: Saturday, December 23, 2017 13:10:06 Pacific Standard Time
Printed: Saturday, December 23, 2017 13:10:48 Pacific Standard Time

Name: 171222M2_4, Date: 22-Dec-2017, Time: 17:17:38, ID: ST171222M2-2 PFC CS0 17K2808, Description: PFC CS0 17K2808

6:2 FTS

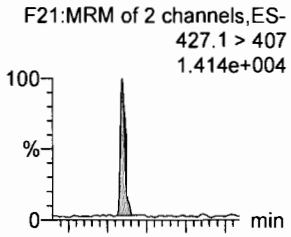

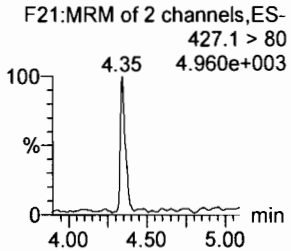

L-PFOA

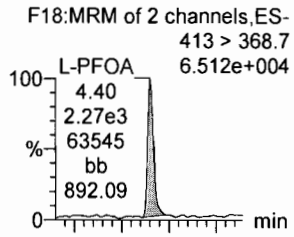

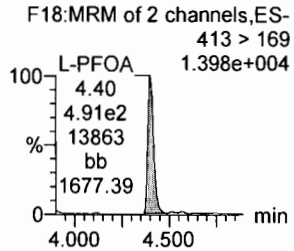

PFHpS

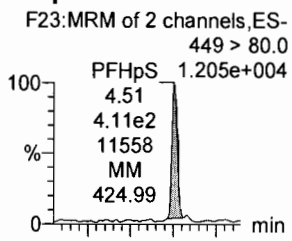

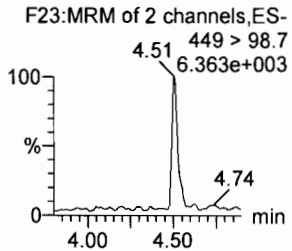

PFNA

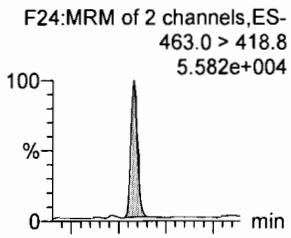

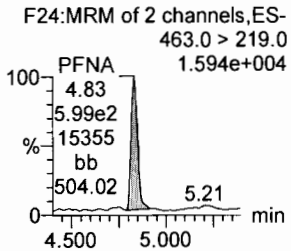

PFOSA

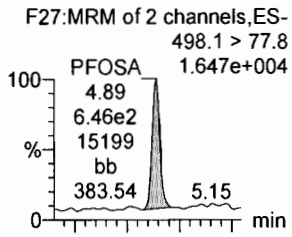

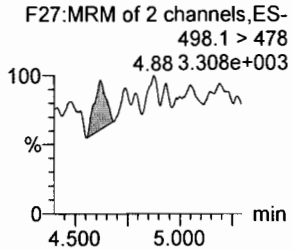

L-PFOS

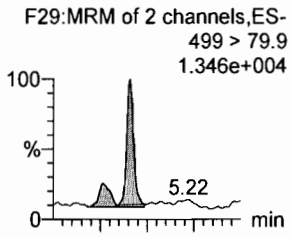

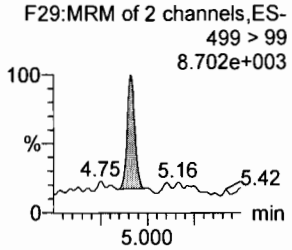

13C2-6:2 FTS

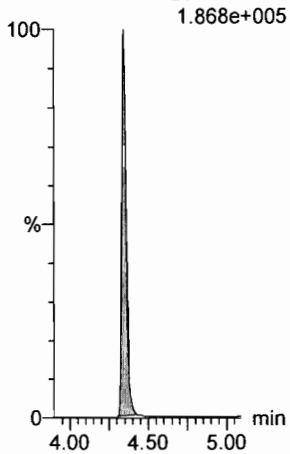

13C2-PFOA

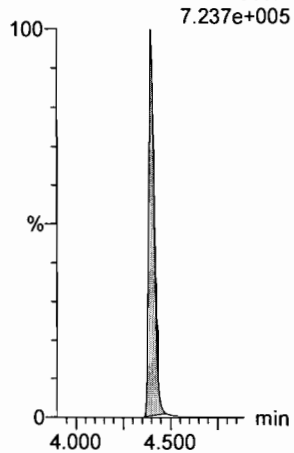

13C3-PFBS

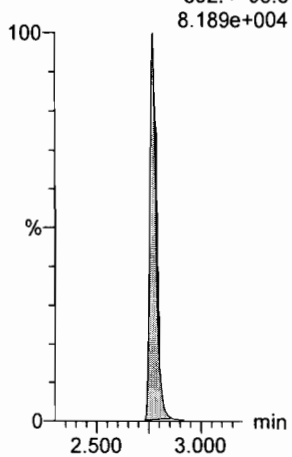

13C5-PFNA

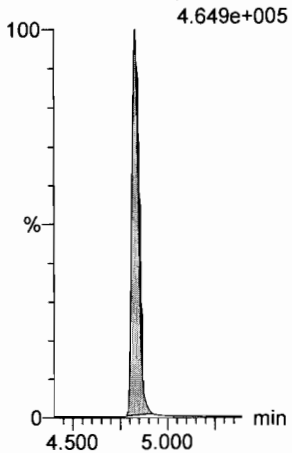

13C8-PFOSA

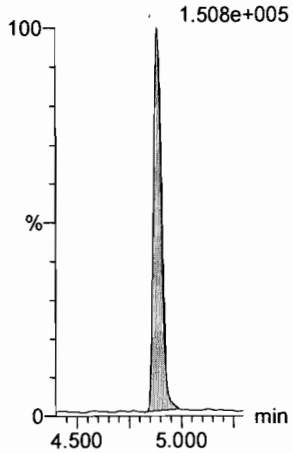

13C8-PFOS

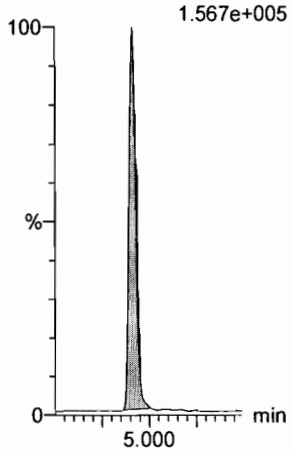

Dataset: U:\Q4.PRO\results\171222M2\171222M2-CRV.qld

Last Altered: Saturday, December 23, 2017 13:10:06 Pacific Standard Time
Printed: Saturday, December 23, 2017 13:10:48 Pacific Standard Time

Name: 171222M2_4, Date: 22-Dec-2017, Time: 17:17:38, ID: ST171222M2-2 PFC CS0 17K2808, Description: PFC CS0 17K2808

PFDA

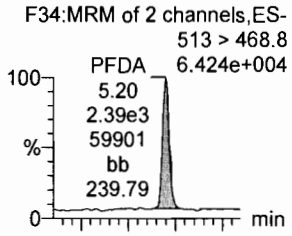

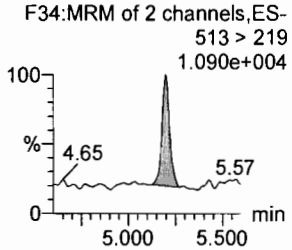

8:2 FTS

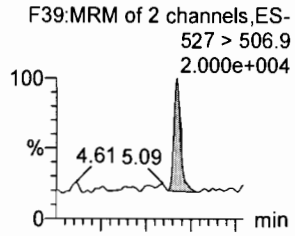

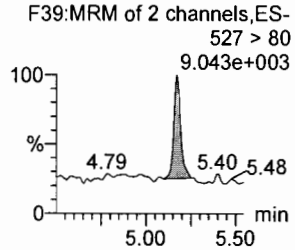

N-MeFOSAA

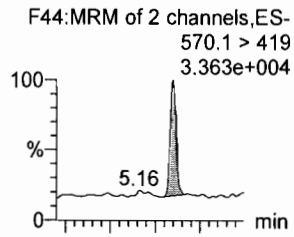

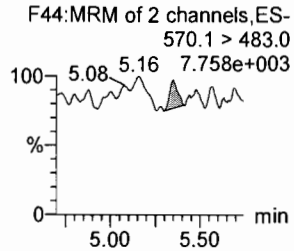

N-EtFOSAA

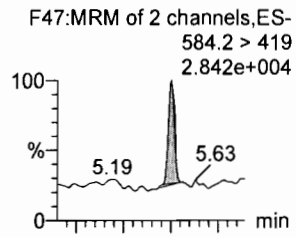

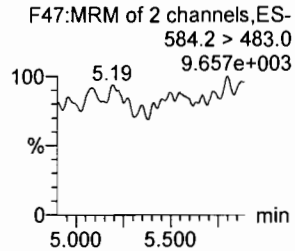

PFUdA

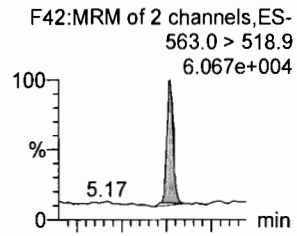

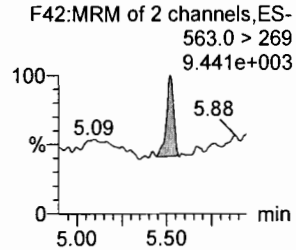

PFDS

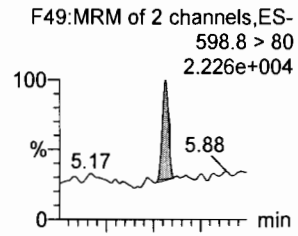

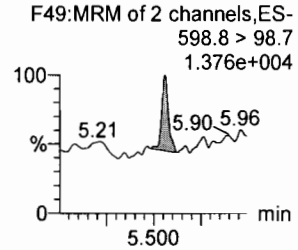

13C2-PFDA

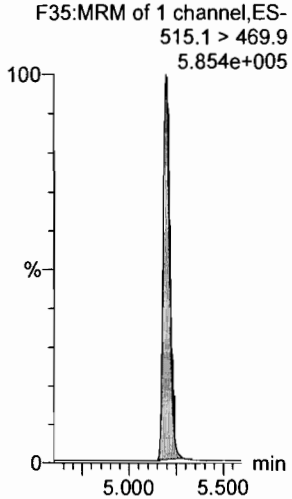

13C2-8:2 FTS

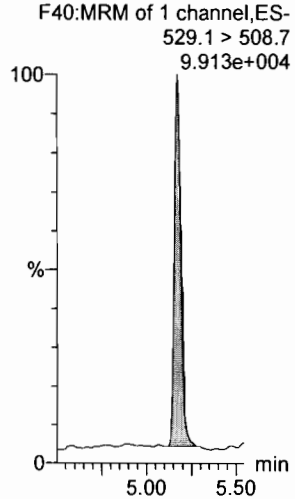

d3-N-MeFOSAA

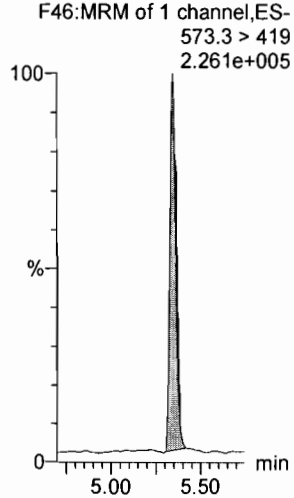

d5-N-EtFOSAA

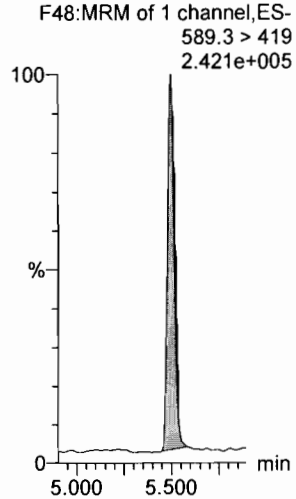

13C2-PFUdA

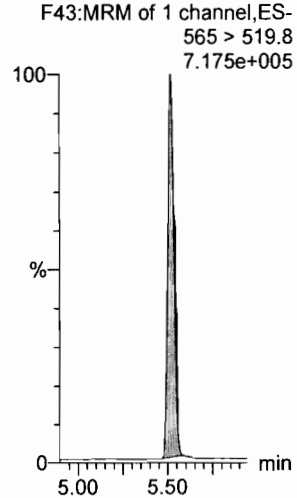

13C2-PFUdA

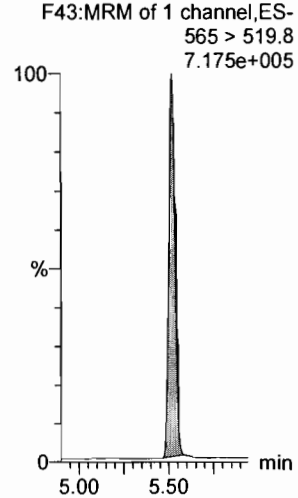

Dataset: U:\Q4.PRO\results\171222M2\171222M2-CRV.qld

Last Altered: Saturday, December 23, 2017 13:10:06 Pacific Standard Time
Printed: Saturday, December 23, 2017 13:10:48 Pacific Standard Time

Name: 171222M2_4, Date: 22-Dec-2017, Time: 17:17:38, ID: ST171222M2-2 PFC CS0 17K2808, Description: PFC CS0 17K2808

PFDoA

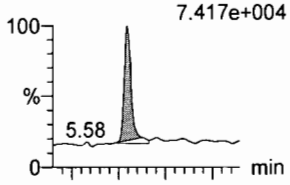

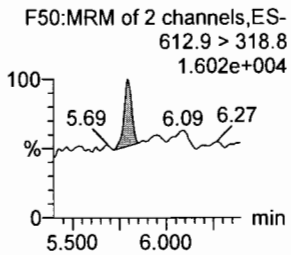

N-MeFOSA

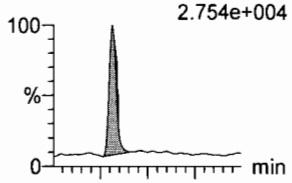

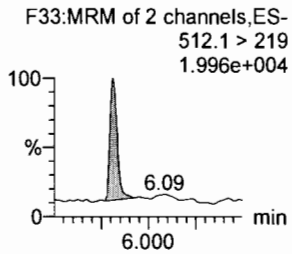

PFTrDA

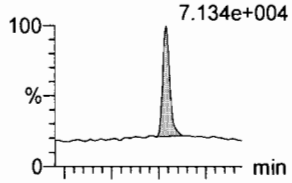

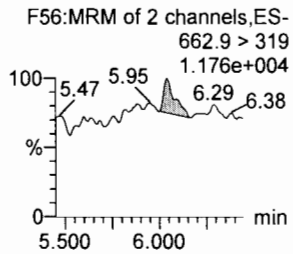

PFTeDA

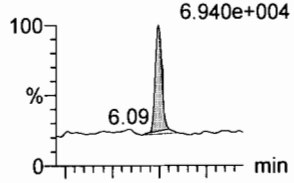

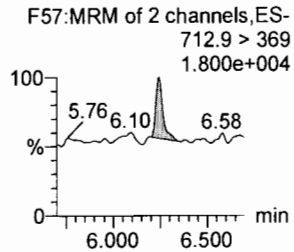

N-EtFOSA

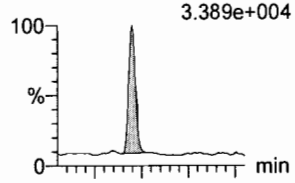

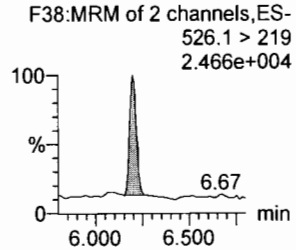

PFHxDA

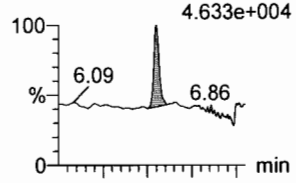

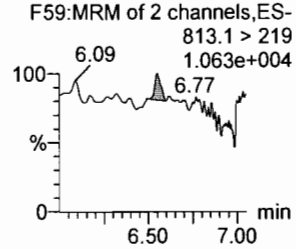

13C2-PFDoA

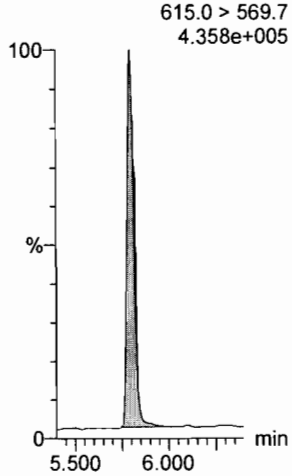

d3-N-MeFOSA

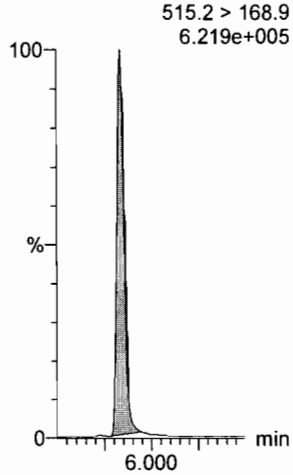

13C2-PFTeDA

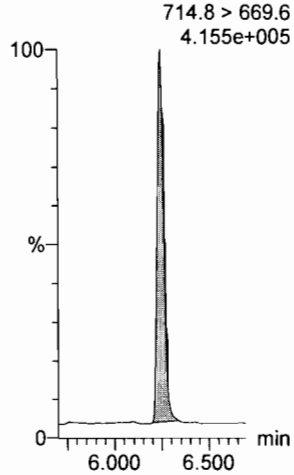

13C2-PFTeDA

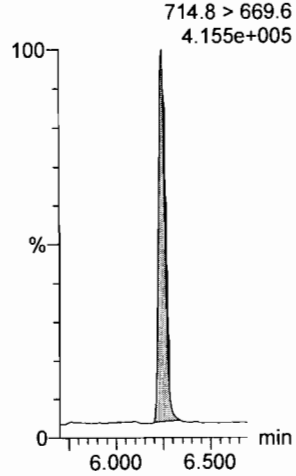

d5-N-ETFOSA

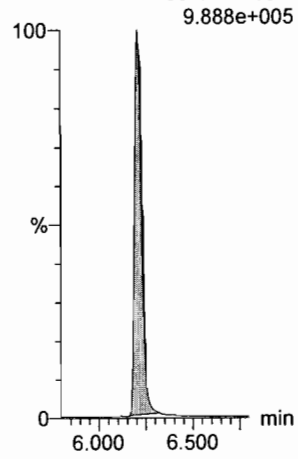

13C2-PFHxDA

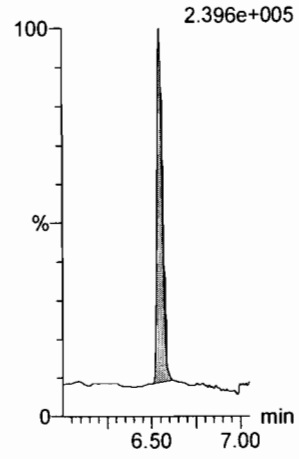

Dataset: U:\Q4.PRO\results\171222M2\171222M2-CRV.qld

Last Altered: Saturday, December 23, 2017 13:10:06 Pacific Standard Time
Printed: Saturday, December 23, 2017 13:10:48 Pacific Standard Time

Name: 171222M2_4, Date: 22-Dec-2017, Time: 17:17:38, ID: ST171222M2-2 PFC CS0 17K2808, Description: PFC CS0 17K2808

PFODA

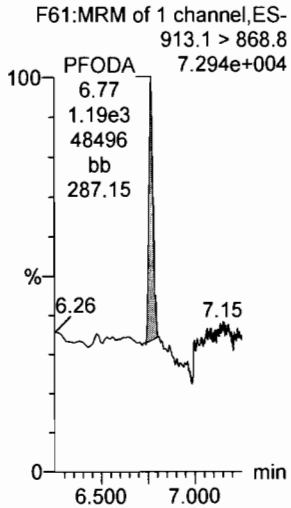

N-MeFOSE

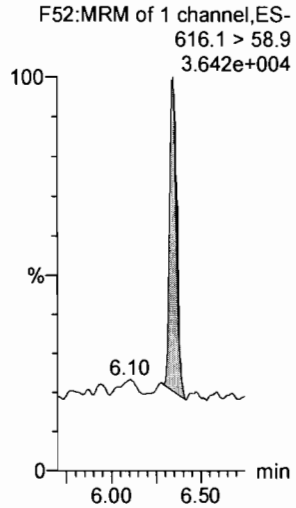

N-EtFOSE

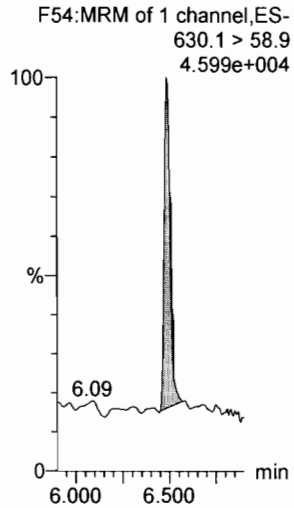

13C4-PFBA

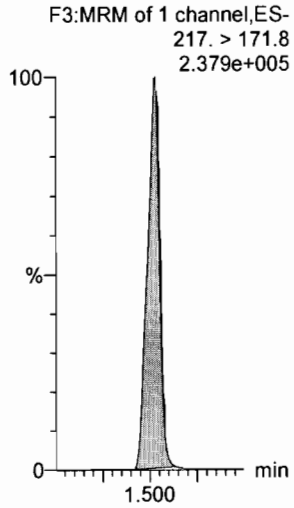

13C5-PFHxA

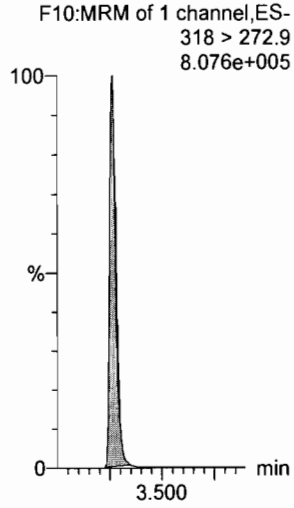

13C3-PFHxS

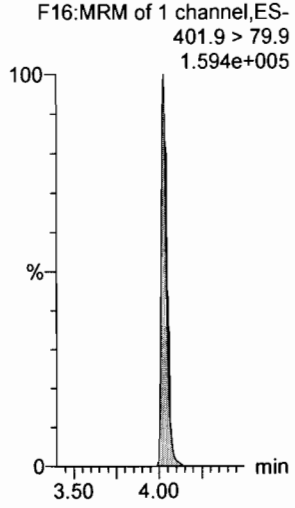

13C2-PFHxDA

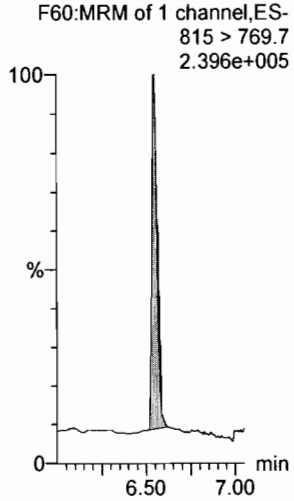

d7-N-MeFOSE

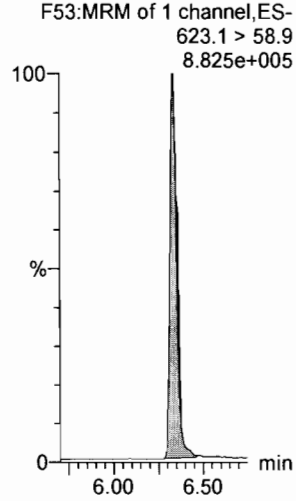

d9-N-EtFOSE

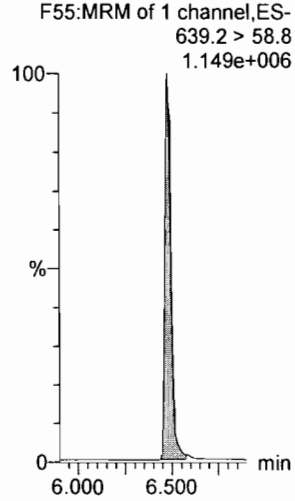

13C8-PFOA

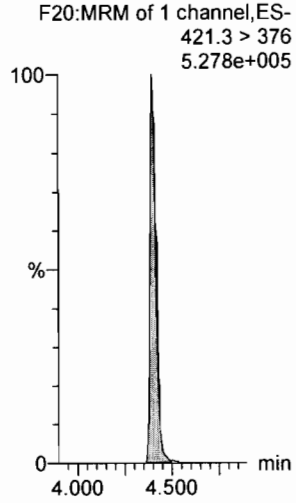

13C9-PFNA

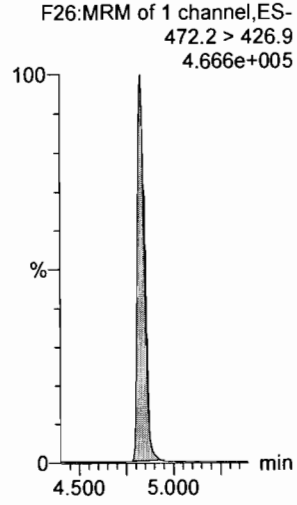

13C4-PFOS

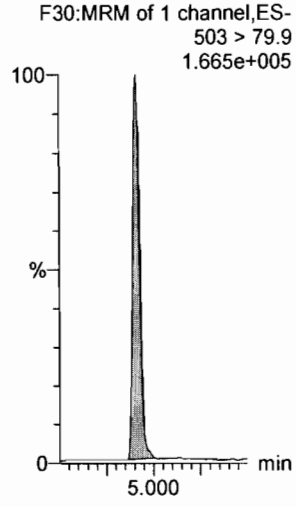

Dataset: U:\Q4.PRO\results\171222M2\171222M2-CRV.qld

Last Altered: Saturday, December 23, 2017 13:10:06 Pacific Standard Time
Printed: Saturday, December 23, 2017 13:10:48 Pacific Standard Time

Name: 171222M2_4, Date: 22-Dec-2017, Time: 17:17:38, ID: ST171222M2-2 PFC CS0 17K2808, Description: PFC CS0 17K2808

13C6-PFDA

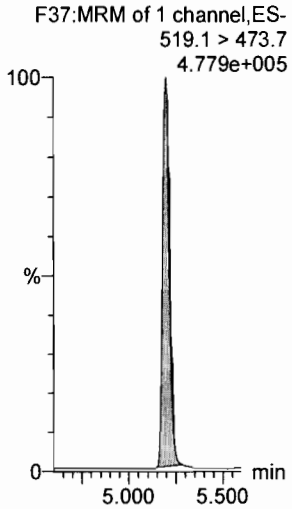

13C7-PFUdA

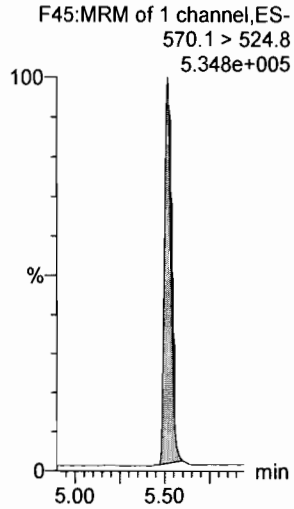

Dataset: U:\Q4.PRO\results\171222M2\171222M2-CRV.qld

Last Altered: Saturday, December 23, 2017 13:10:06 Pacific Standard Time
Printed: Saturday, December 23, 2017 13:10:48 Pacific Standard Time

Name: 171222M2_5, Date: 22-Dec-2017, Time: 17:28:49, ID: ST171222M2-4 PFC CS1 17K2814, Description: PFC CS1 17K2814

PFBA

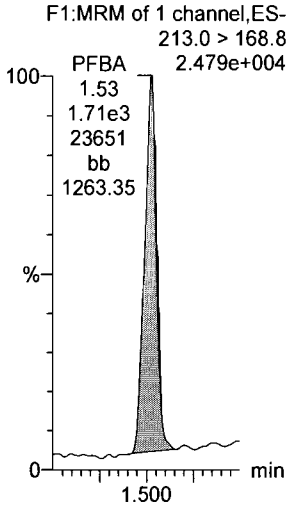

PFPeA

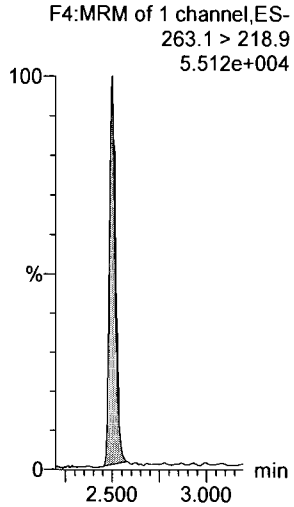

PFBS

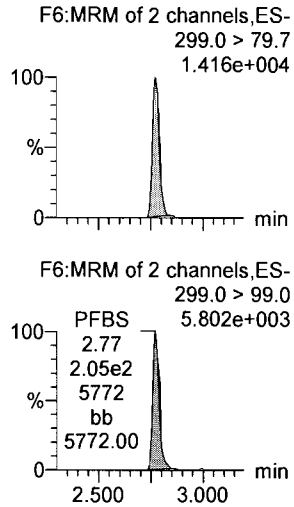

PFHxA

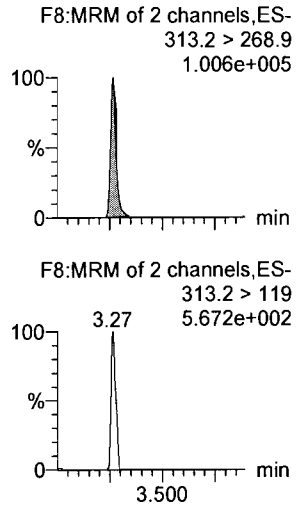

PFHpA

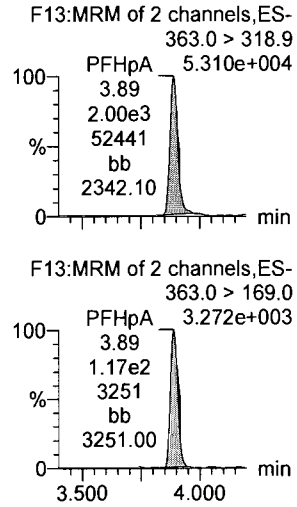

L-PFHxS

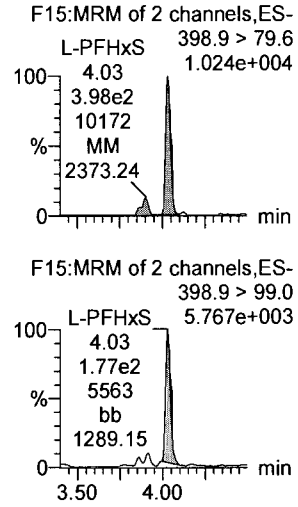

13C3-PFBA

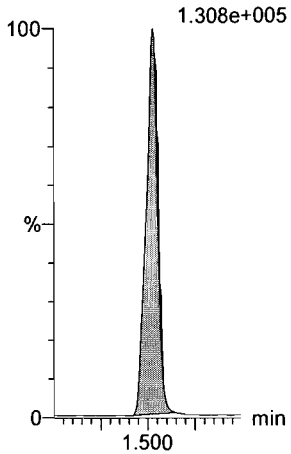

13C3-PFPeA

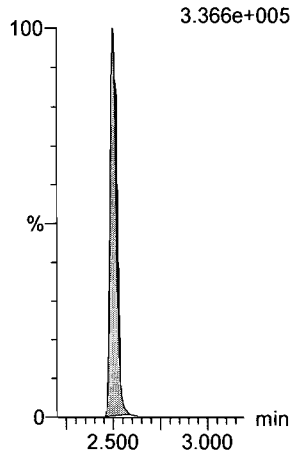

13C3-PFBS

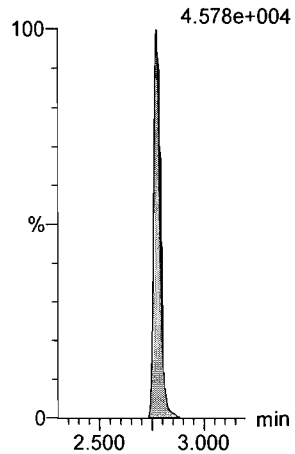

13C2-PFHxA

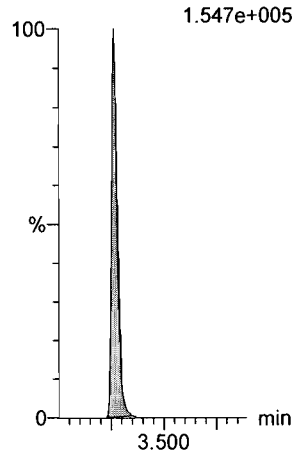

13C4-PFHpA

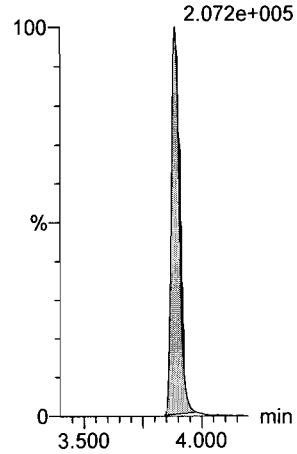

18O2-PFHxS

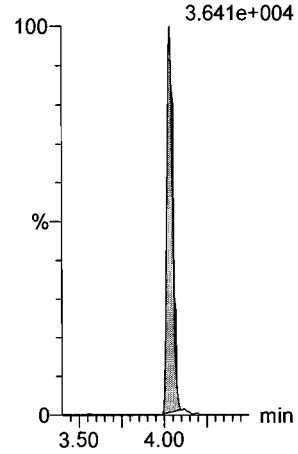

Dataset: U:\Q4.PRO\results\171222M2\171222M2-CRV.qld

Last Altered: Saturday, December 23, 2017 13:10:06 Pacific Standard Time
Printed: Saturday, December 23, 2017 13:10:48 Pacific Standard Time

Name: 171222M2_5, Date: 22-Dec-2017, Time: 17:28:49, ID: ST171222M2-4 PFC CS1 17K2814, Description: PFC CS1 17K2814

6:2 FTS

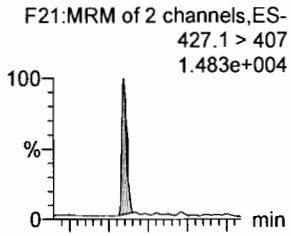

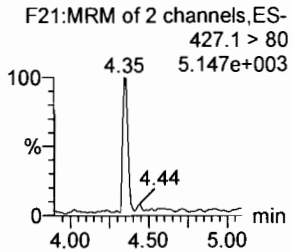

L-PFOA

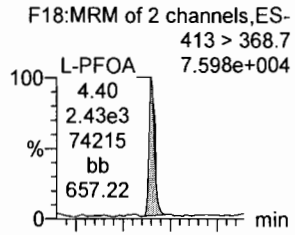

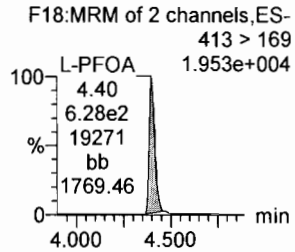

PFHpS

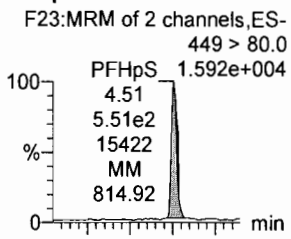

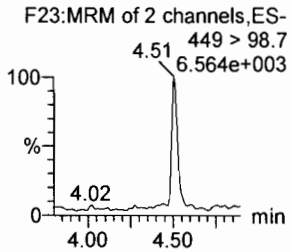

PFNA

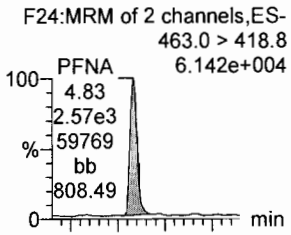

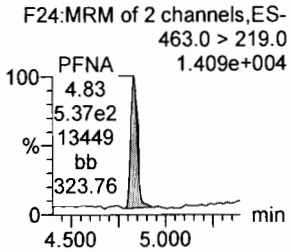

PFOSA

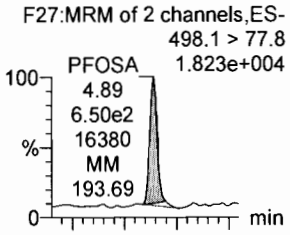

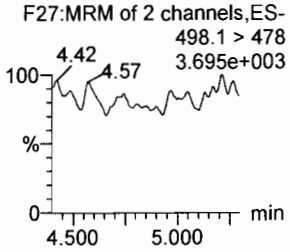

L-PFOS

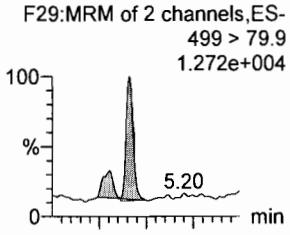

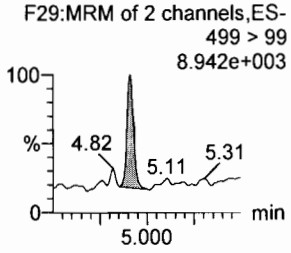

13C2-6:2 FTS

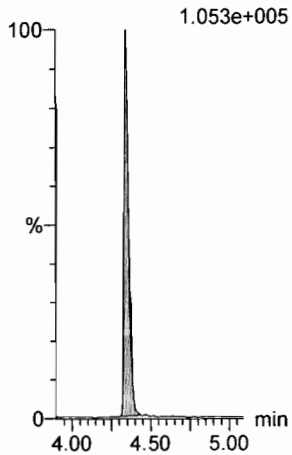

13C2-PFOA

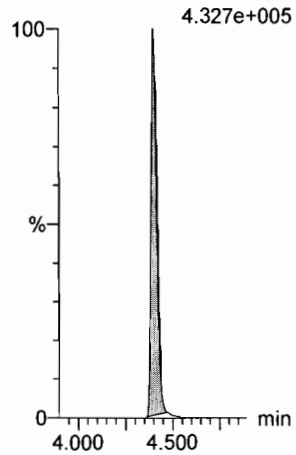

13C3-PFBS

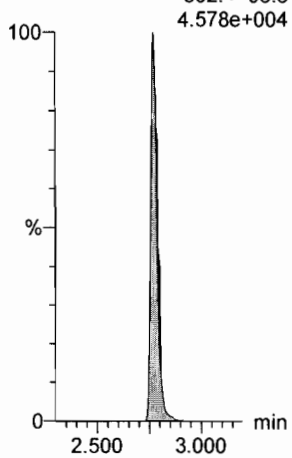

13C5-PFNA

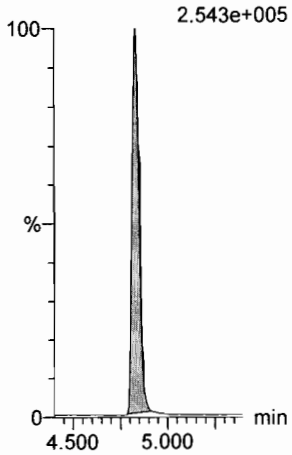

13C8-PFOSA

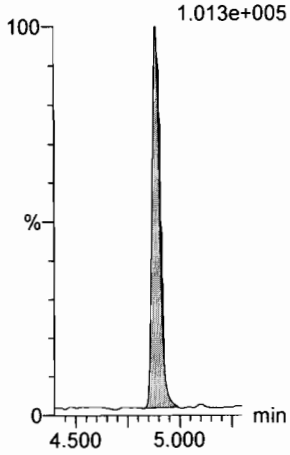

13C8-PFOS

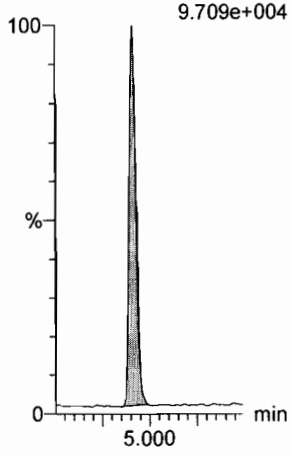

Dataset: U:\Q4.PRO\results\171222M2\171222M2-CRV.qld

Last Altered: Saturday, December 23, 2017 13:10:06 Pacific Standard Time
Printed: Saturday, December 23, 2017 13:10:48 Pacific Standard Time

Name: 171222M2_5, Date: 22-Dec-2017, Time: 17:28:49, ID: ST171222M2-4 PFC CS1 17K2814, Description: PFC CS1 17K2814

PFDA

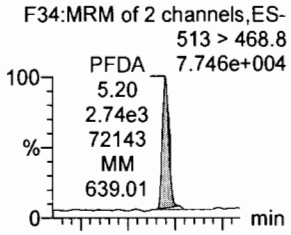

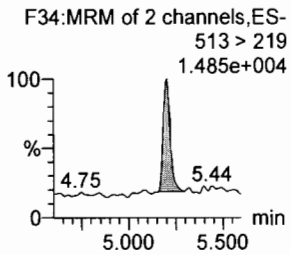

8:2 FTS

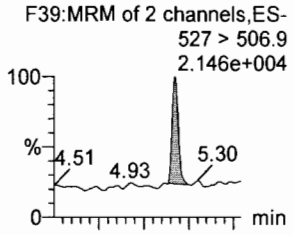

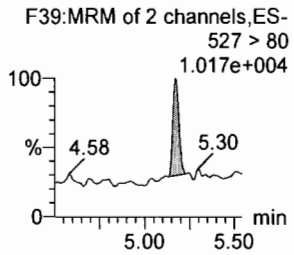

N-MeFOSAA

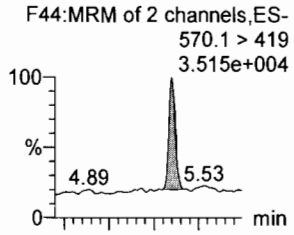

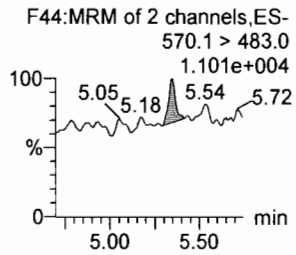

N-EtFOSAA

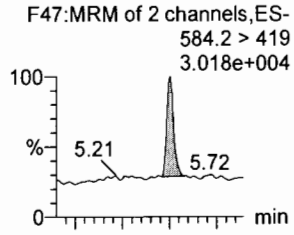

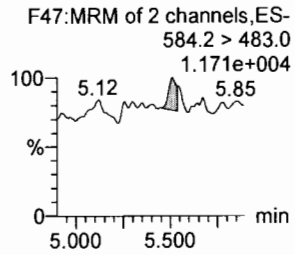

PFUdA

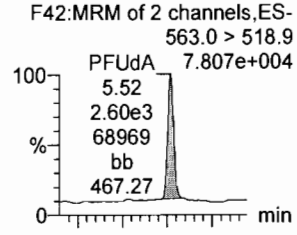

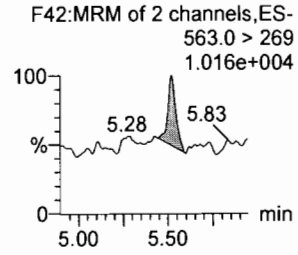

PFDS

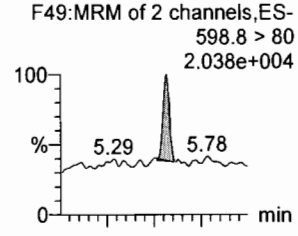

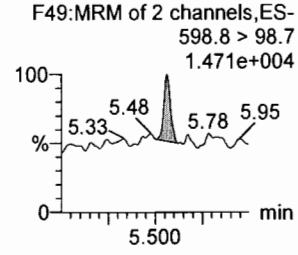

13C2-PFDA

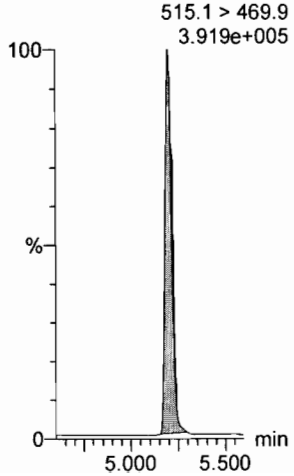

13C2-8:2 FTS

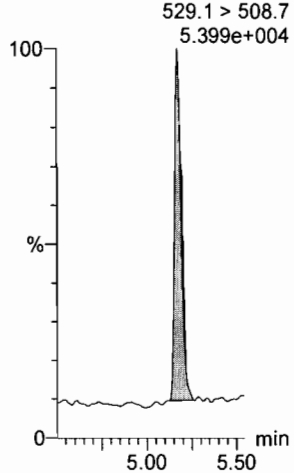

d3-N-MeFOSAA

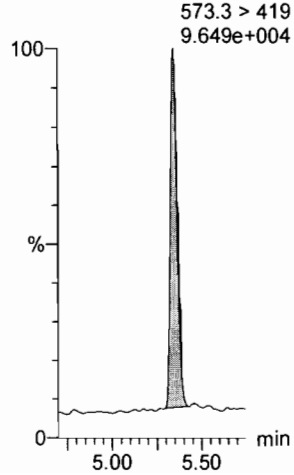

d5-N-EtFOSAA

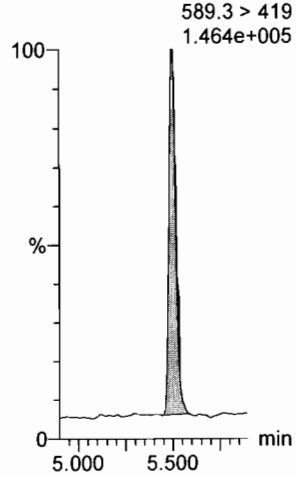

13C2-PFUdA

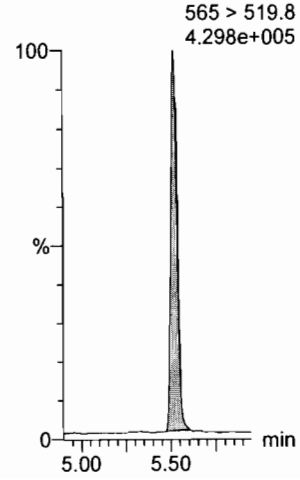

13C2-PFUdA

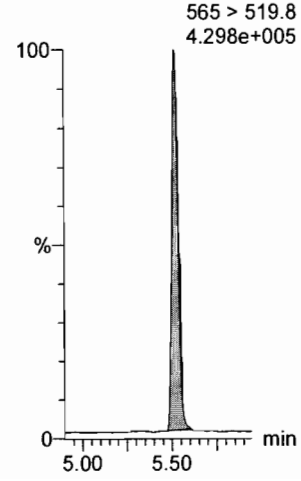

Dataset: U:\Q4.PRO\results\171222M2\171222M2-CRV.qld

Last Altered: Saturday, December 23, 2017 13:10:06 Pacific Standard Time
Printed: Saturday, December 23, 2017 13:10:48 Pacific Standard Time

Name: 171222M2_5, Date: 22-Dec-2017, Time: 17:28:49, ID: ST171222M2-4 PFC CS1 17K2814, Description: PFC CS1 17K2814

PFDoA
F50:MRM of 2 channels,ES-
612.9 > 569.0
8.207e+004

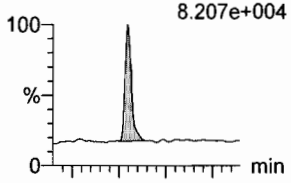

F50:MRM of 2 channels,ES-
612.9 > 318.8
2.162e+004

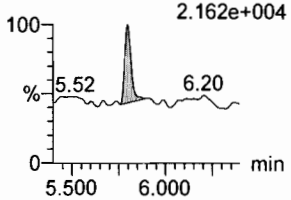

N-MeFOSA
F33:MRM of 2 channels,ES-
512.1 > 168.9
2.964e+004

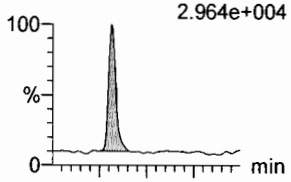

F33:MRM of 2 channels,ES-
512.1 > 219
2.223e+004

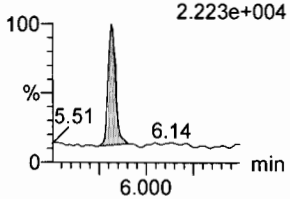

PFTrDA
F56:MRM of 2 channels,ES-
662.9 > 618.9
9.490e+004

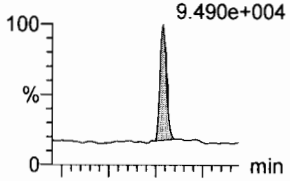

F56:MRM of 2 channels,ES-
662.9 > 319
1.391e+004

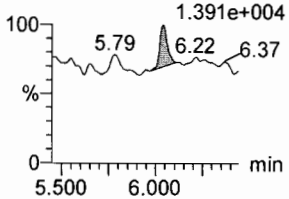

PFTeDA
F57:MRM of 2 channels,ES-
712.9 > 668.8
7.766e+004

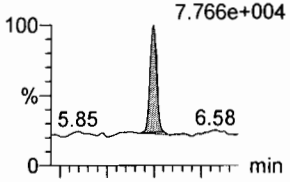

F57:MRM of 2 channels,ES-
712.9 > 369
2.010e+004

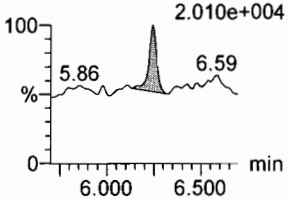

N-EtFOSA
F38:MRM of 2 channels,ES-
526.1 > 168.9
4.260e+004

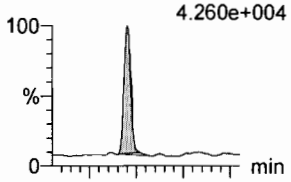

F38:MRM of 2 channels,ES-
526.1 > 219
3.371e+004

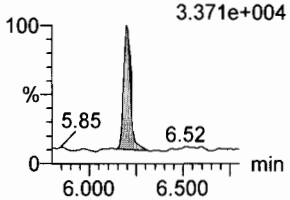

PFHxDA
F59:MRM of 2 channels,ES-
813.1 > 768.6
5.526e+004

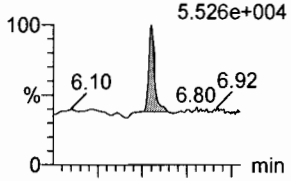

F59:MRM of 2 channels,ES-
813.1 > 219
1.186e+004

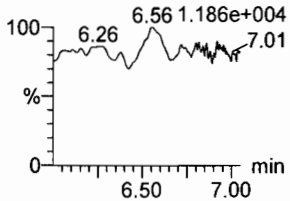

13C2-PFDoA
F51:MRM of 1 channel,ES-
615.0 > 569.7
2.916e+005

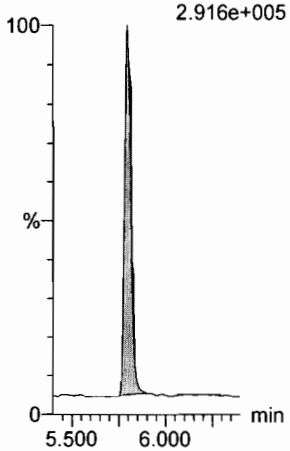

d3-N-MeFOSA
F36:MRM of 1 channel,ES-
515.2 > 168.9
3.542e+005

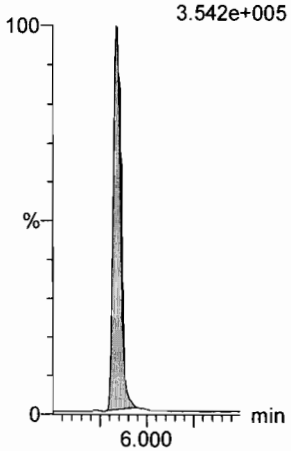

13C2-PFTeDA
F58:MRM of 2 channels,ES-
714.8 > 669.6
2.047e+005

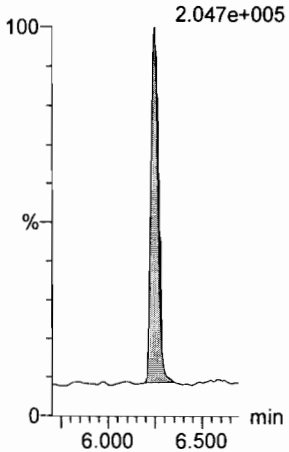

13C2-PFTeDA
F58:MRM of 2 channels,ES-
714.8 > 669.6
2.047e+005

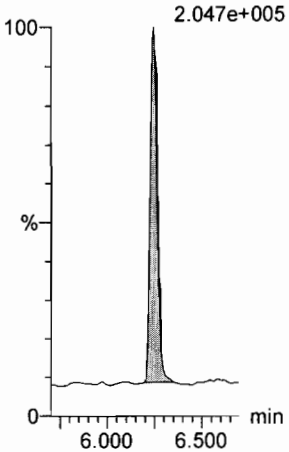

d5-N-ETFOSA
F41:MRM of 1 channel,ES-
531.1 > 168.9
6.266e+005

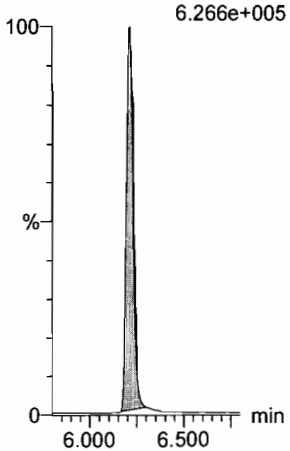

13C2-PFHxDA
F60:MRM of 1 channel,ES-
815 > 769.7
1.438e+005

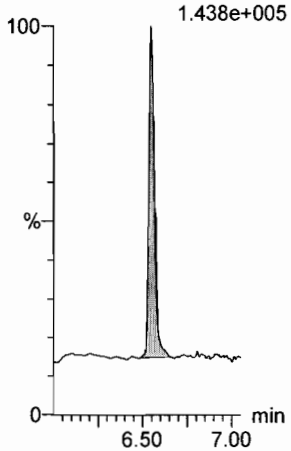

Dataset: U:\Q4.PRO\results\171222M2\171222M2-CRV.qld

Last Altered: Saturday, December 23, 2017 13:10:06 Pacific Standard Time
Printed: Saturday, December 23, 2017 13:10:48 Pacific Standard Time

Name: 171222M2_5, Date: 22-Dec-2017, Time: 17:28:49, ID: ST171222M2-4 PFC CS1 17K2814, Description: PFC CS1 17K2814

PFODA
F61:MRM of 1 channel,ES-
913.1 > 868.8
7.599e+004

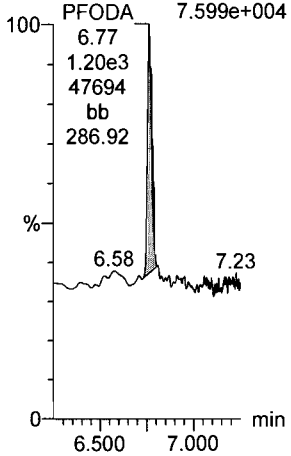

N-MeFOSE
F52:MRM of 1 channel,ES-
616.1 > 58.9
4.620e+004

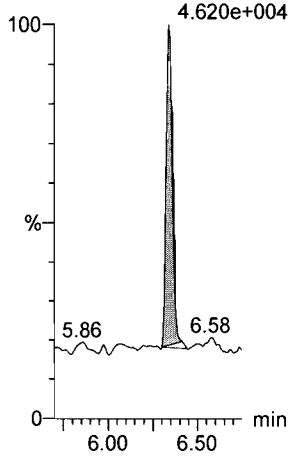

N-EtFOSE
F54:MRM of 1 channel,ES-
630.1 > 58.9
5.112e+004

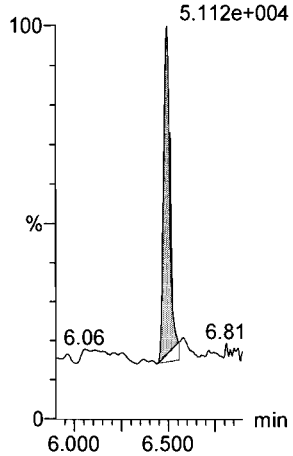

13C4-PFBA
F3:MRM of 1 channel,ES-
217. > 171.8
1.511e+005

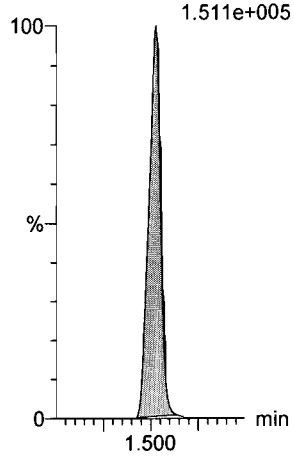

13C5-PFHxA
F10:MRM of 1 channel,ES-
318 > 272.9
4.456e+005

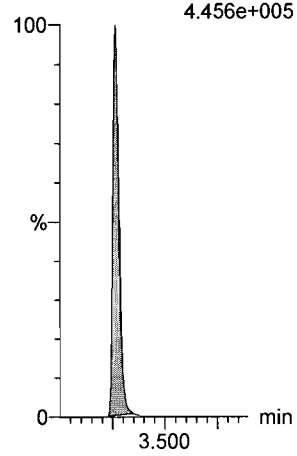

13C3-PFHxS
F16:MRM of 1 channel,ES-
401.9 > 79.9
8.618e+004

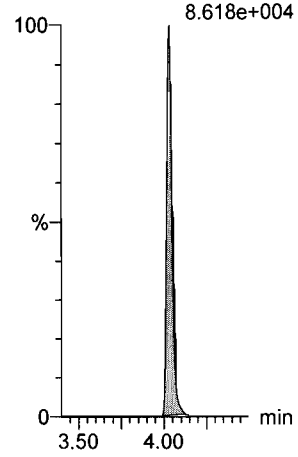

13C2-PFHxDA
F60:MRM of 1 channel,ES-
815 > 769.7
1.438e+005

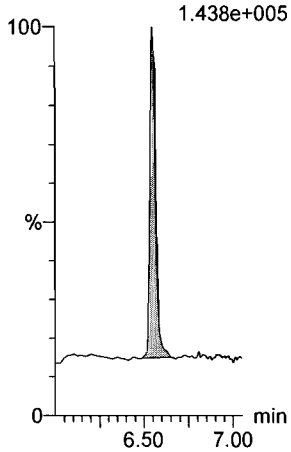

d7-N-MeFOSE
F53:MRM of 1 channel,ES-
623.1 > 58.9
5.472e+005

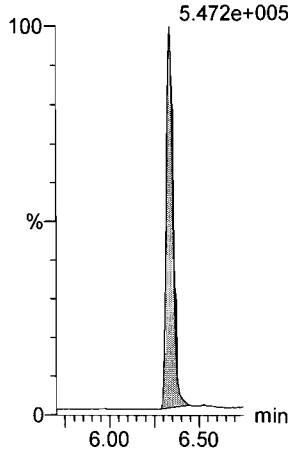

d9-N-EtFOSE
F55:MRM of 1 channel,ES-
639.2 > 58.8
5.982e+005

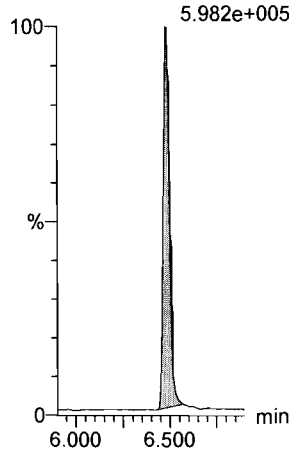

13C8-PFOA
F20:MRM of 1 channel,ES-
421.3 > 376
3.349e+005

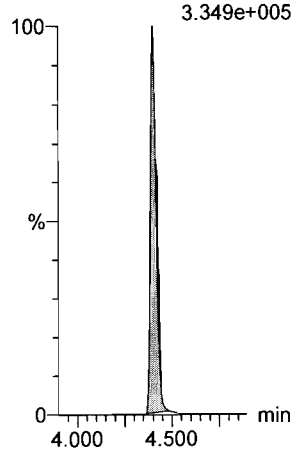

13C9-PFNA
F26:MRM of 1 channel,ES-
472.2 > 426.9
3.197e+005

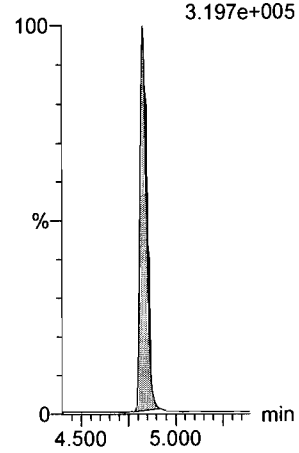

13C4-PFOS
F30:MRM of 1 channel,ES-
503 > 79.9
8.619e+004

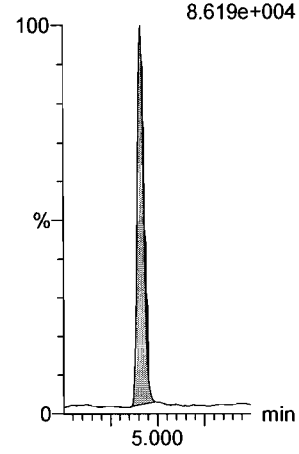

Dataset: U:\Q4.PRO\results\171222M2\171222M2-CRV.qld

Last Altered: Saturday, December 23, 2017 13:10:06 Pacific Standard Time
Printed: Saturday, December 23, 2017 13:10:48 Pacific Standard Time

Name: 171222M2_5, Date: 22-Dec-2017, Time: 17:28:49, ID: ST171222M2-4 PFC CS1 17K2814, Description: PFC CS1 17K2814

13C6-PFDA

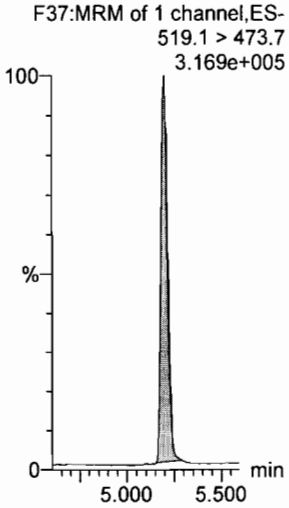

13C7-PFUdA

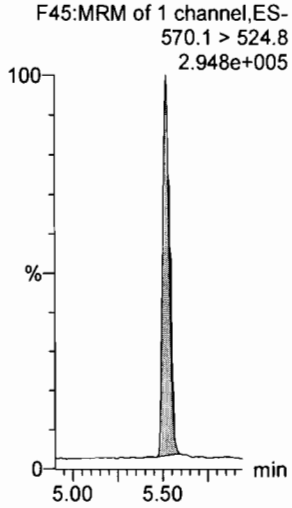

Dataset: U:\Q4.PRO\results\171222M2\171222M2-CRV.qld

Last Altered: Saturday, December 23, 2017 13:10:06 Pacific Standard Time
Printed: Saturday, December 23, 2017 13:10:48 Pacific Standard Time

Name: 171222M2_6, Date: 22-Dec-2017, Time: 17:39:59, ID: ST171222M2-5 PFC CS2 17K2809, Description: PFC CS2 17K2809

PFBA

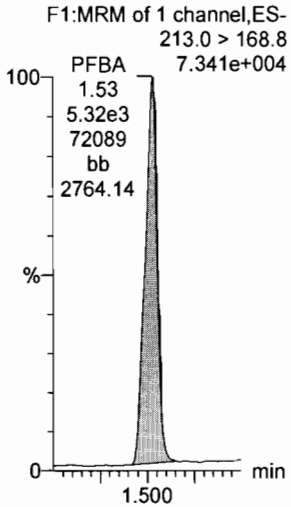

PFPeA

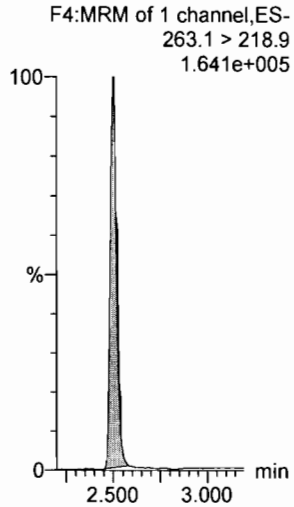

PFBS

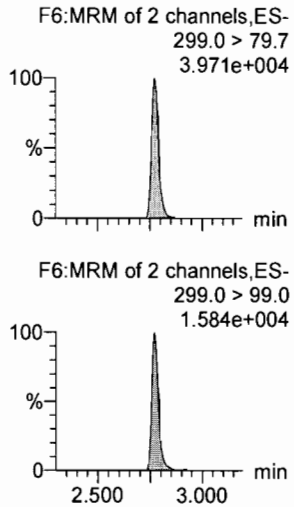

PFHxA

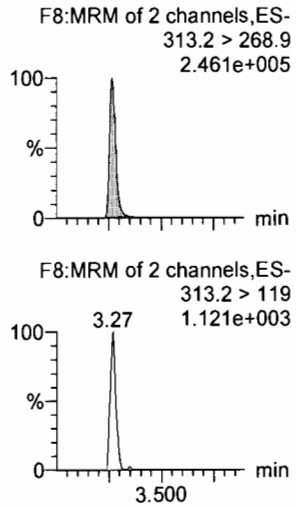

PFHpA

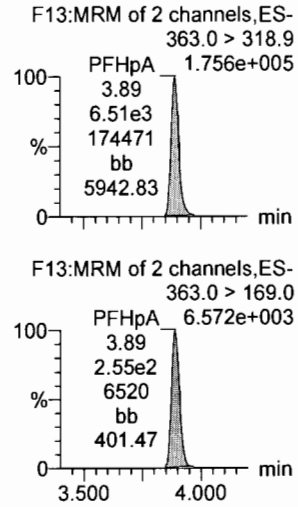

L-PFHxS

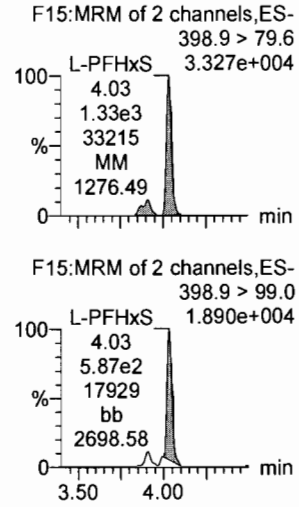

13C3-PFBA

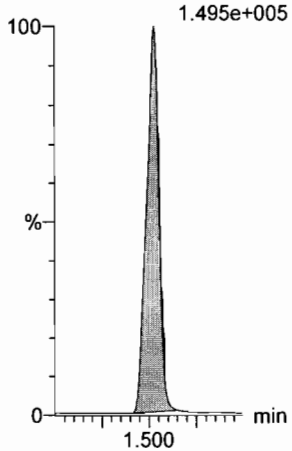

13C3-PFPeA

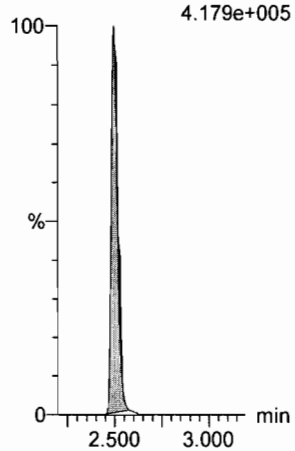

13C3-PFBS

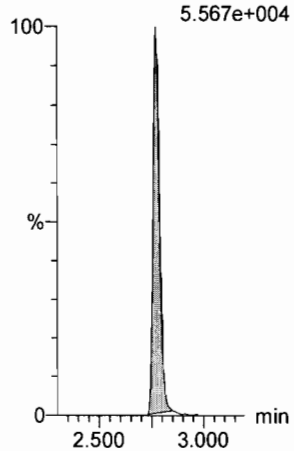

13C2-PFHxA

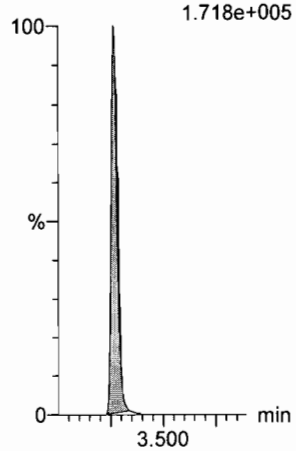

13C4-PFHpA

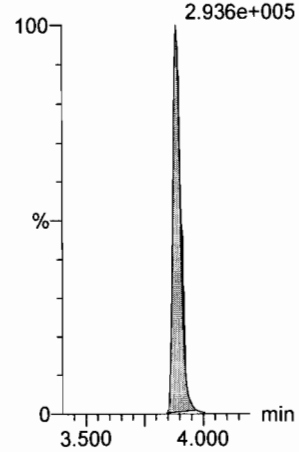

18O2-PFHxS

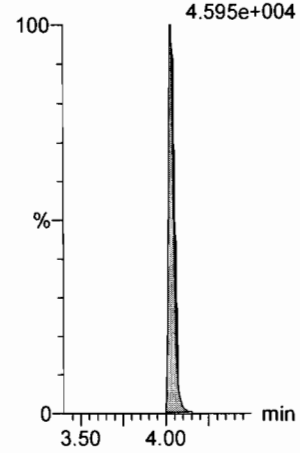

Dataset: U:\Q4.PRO\results\171222M2\171222M2-CRV.qld

Last Altered: Saturday, December 23, 2017 13:10:06 Pacific Standard Time
Printed: Saturday, December 23, 2017 13:10:48 Pacific Standard Time

Name: 171222M2_6, Date: 22-Dec-2017, Time: 17:39:59, ID: ST171222M2-5 PFC CS2 17K2809, Description: PFC CS2 17K2809

6:2 FTS

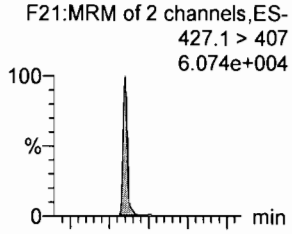

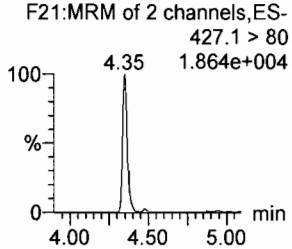

L-PFOA

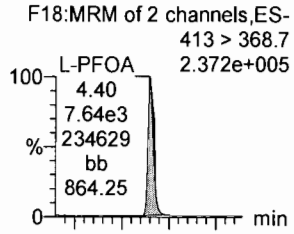

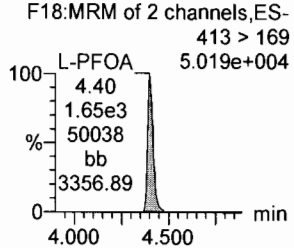

PFHpS

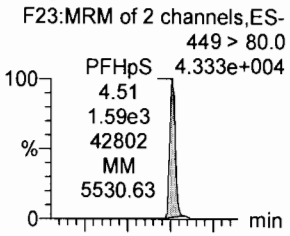

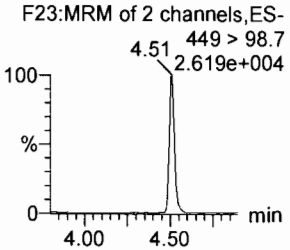

PFNA

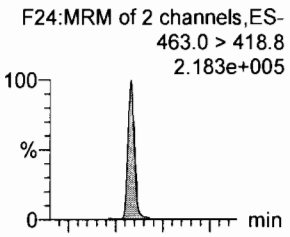

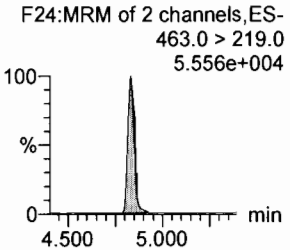

PFOSA

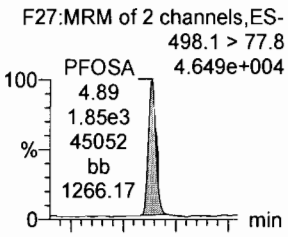

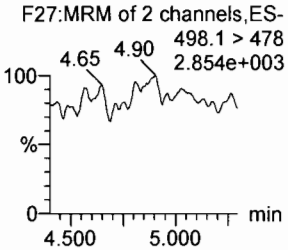

L-PFOS

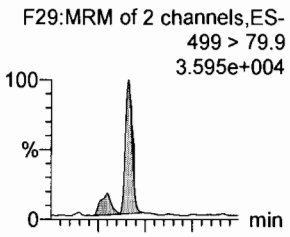

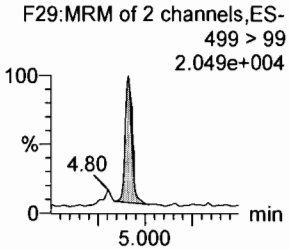

13C2-6:2 FTS

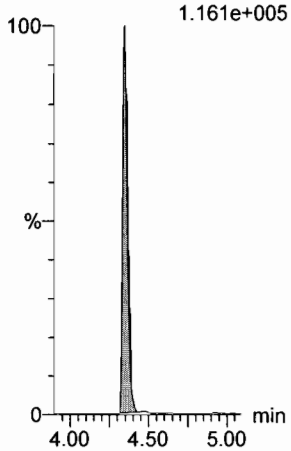

13C2-PFOA

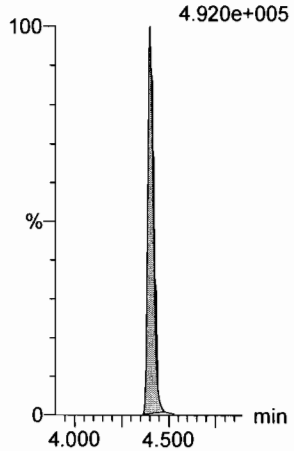

13C3-PFBS

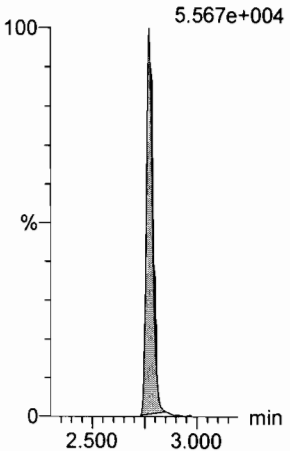

13C5-PFNA

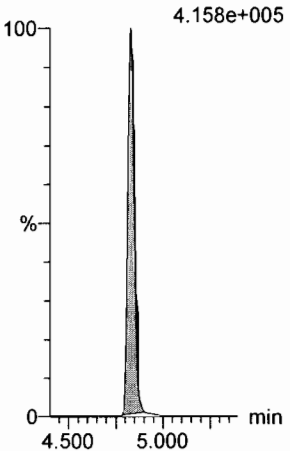

13C8-PFOSA

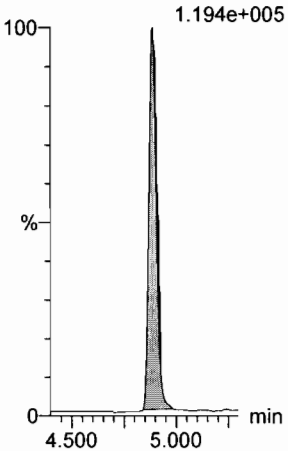

13C8-PFOS

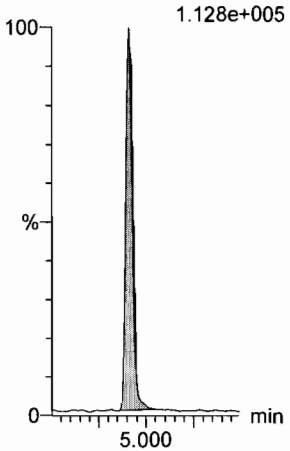

Dataset: U:\Q4.PRO\results\171222M2\171222M2-CRV.qld

Last Altered: Saturday, December 23, 2017 13:10:06 Pacific Standard Time
Printed: Saturday, December 23, 2017 13:10:48 Pacific Standard Time

Name: 171222M2_6, Date: 22-Dec-2017, Time: 17:39:59, ID: ST171222M2-5 PFC CS2 17K2809, Description: PFC CS2 17K2809

PFDA

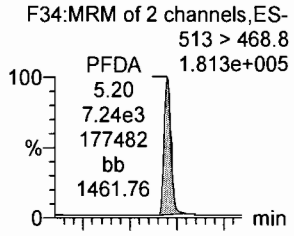

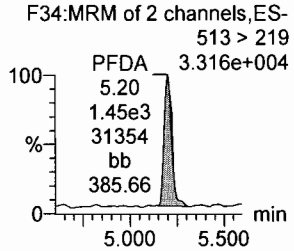

8:2 FTS

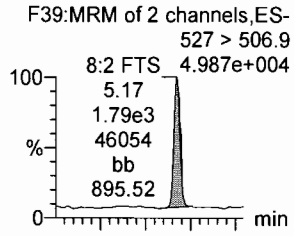

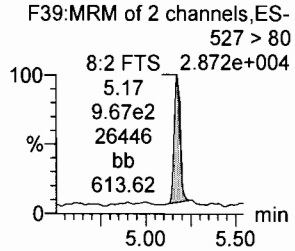

N-MeFOSAA

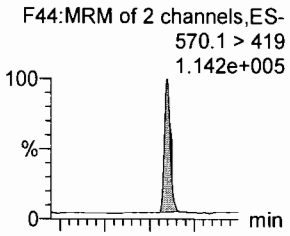

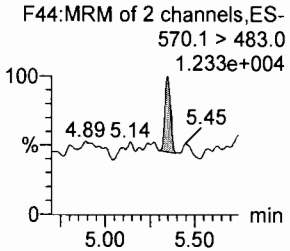

N-EtFOSAA

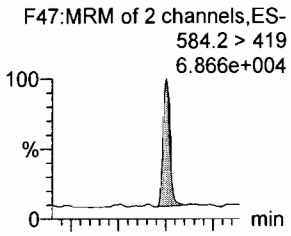

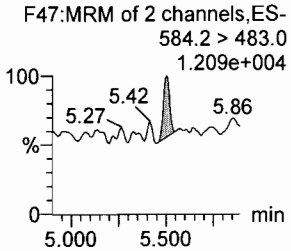

PFUdA

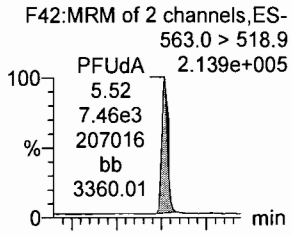

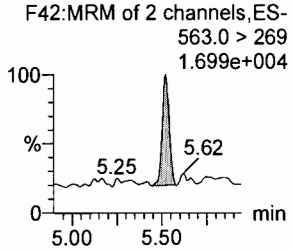

PFDS

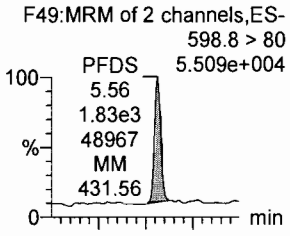

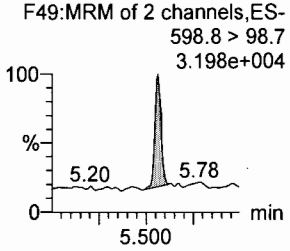

13C2-PFDA

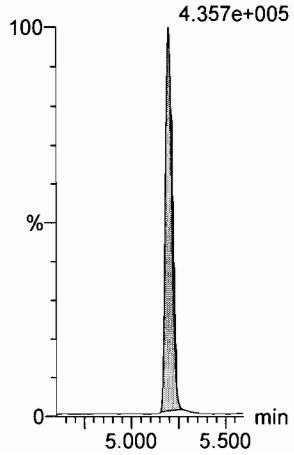

13C2-8:2 FTS

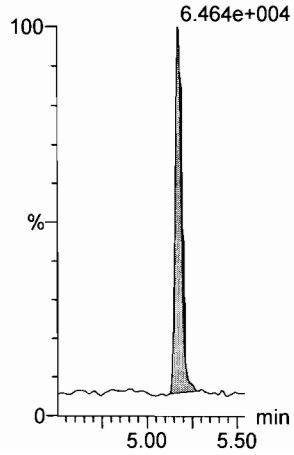

d3-N-MeFOSAA

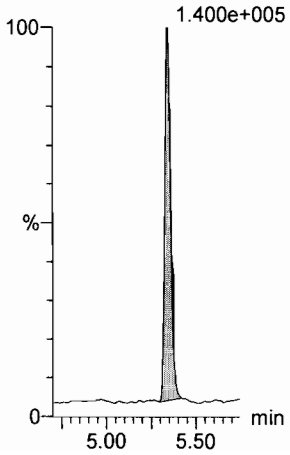

d5-N-EtFOSAA

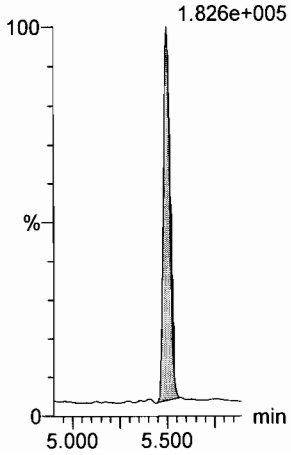

13C2-PFUdA

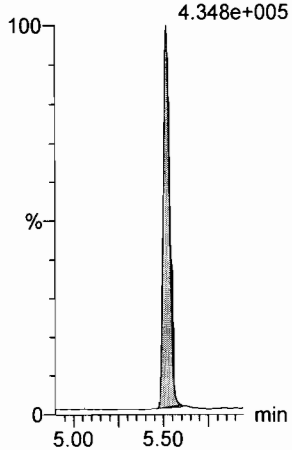

13C2-PFUdA

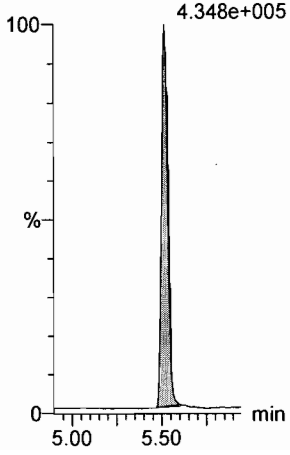

Dataset: U:\Q4.PRO\results\171222M2\171222M2-CRV.qld

Last Altered: Saturday, December 23, 2017 13:10:06 Pacific Standard Time
Printed: Saturday, December 23, 2017 13:10:48 Pacific Standard Time

Name: 171222M2_6, Date: 22-Dec-2017, Time: 17:39:59, ID: ST171222M2-5 PFC CS2 17K2809, Description: PFC CS2 17K2809

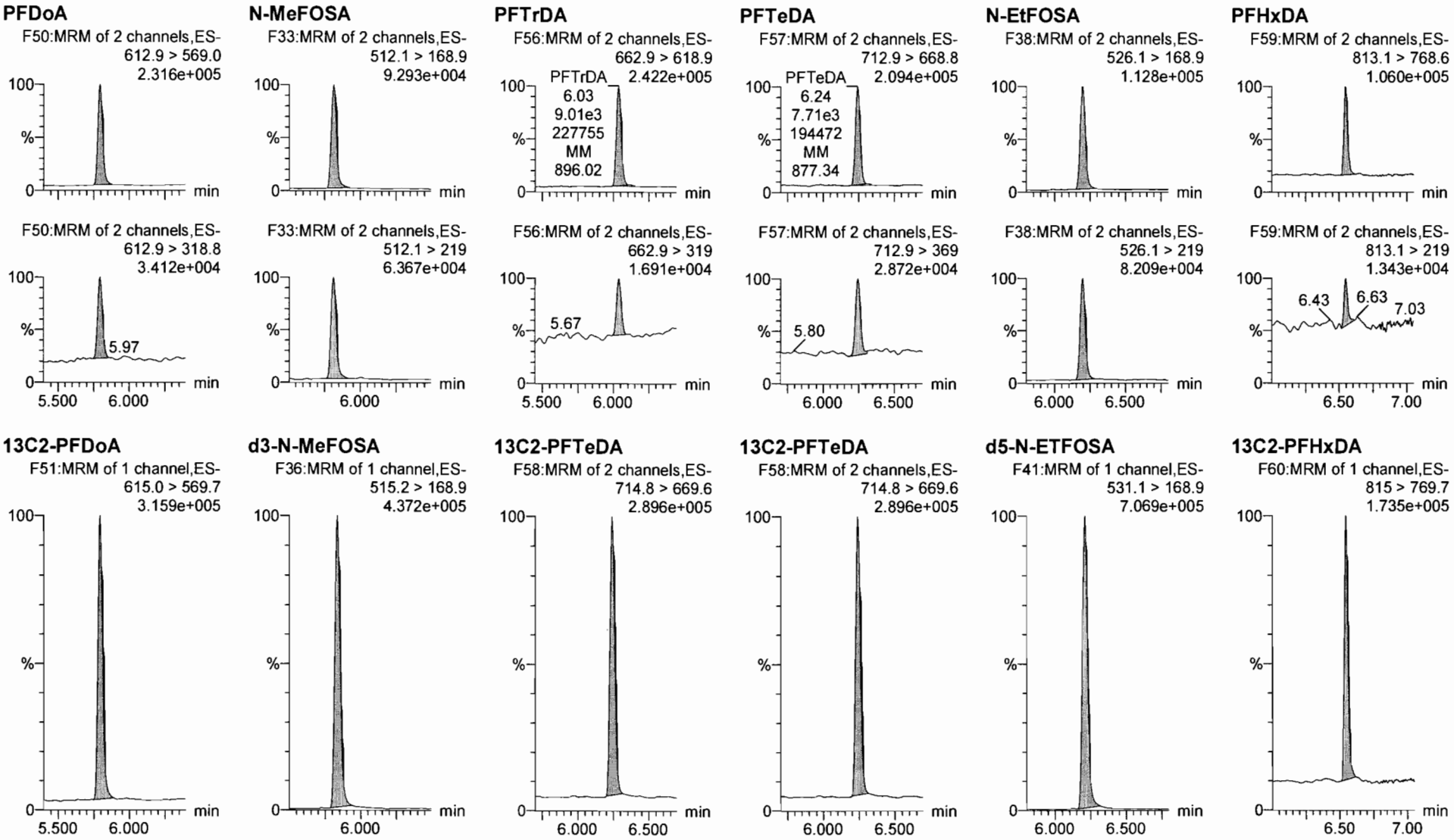

Dataset: U:\Q4.PRO\results\171222M2\171222M2-CRV.qld

Last Altered: Saturday, December 23, 2017 13:10:06 Pacific Standard Time
Printed: Saturday, December 23, 2017 13:10:48 Pacific Standard Time

Name: 171222M2_6, Date: 22-Dec-2017, Time: 17:39:59, ID: ST171222M2-5 PFC CS2 17K2809, Description: PFC CS2 17K2809

PFODA

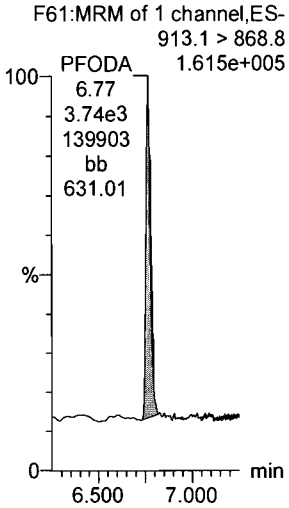

N-MeFOSE

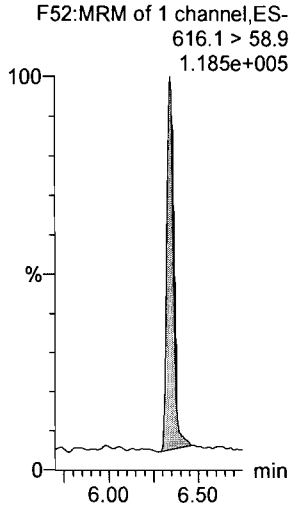

N-EtFOSE

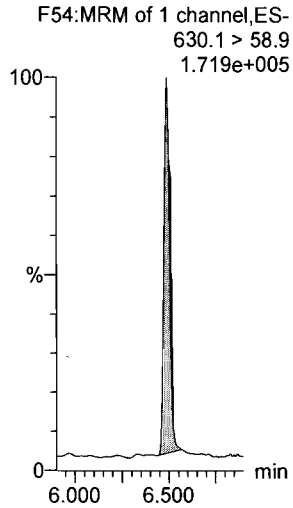

13C4-PFBA

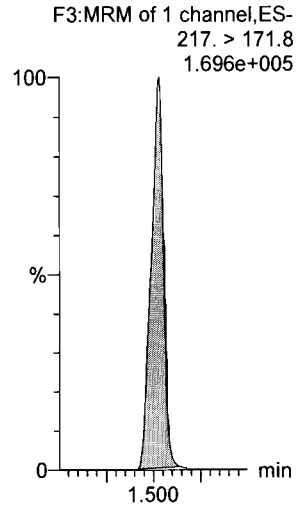

13C5-PFHxA

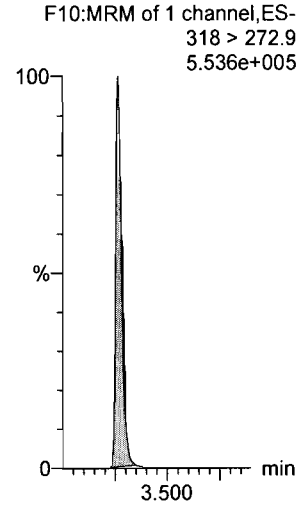

13C3-PFHxS

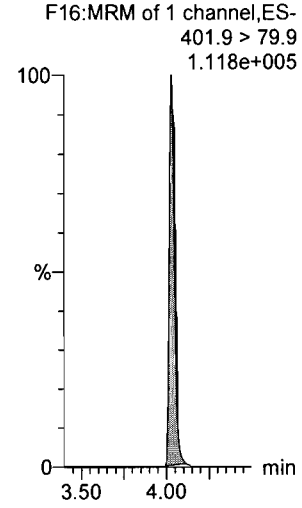

13C2-PFHxDA

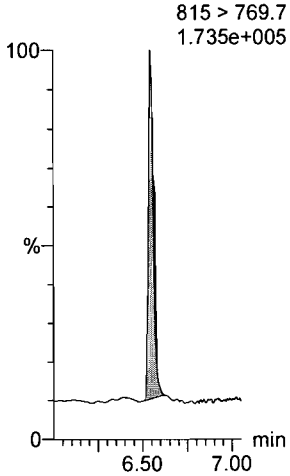

d7-N-MeFOSE

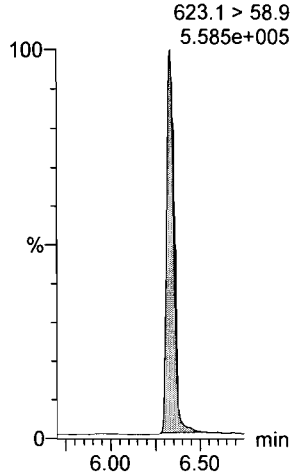

d9-N-EtFOSE

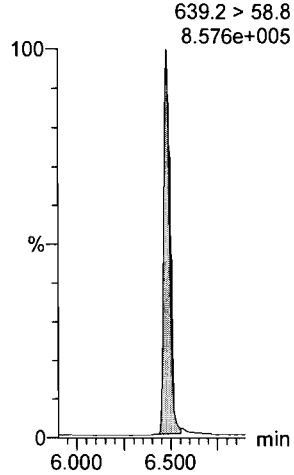

13C8-PFOA

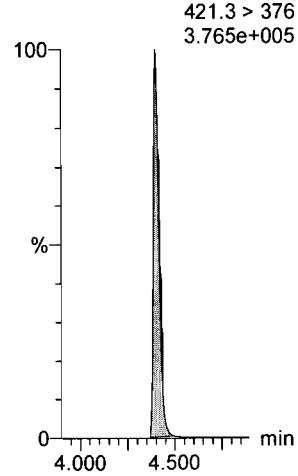

13C9-PFNA

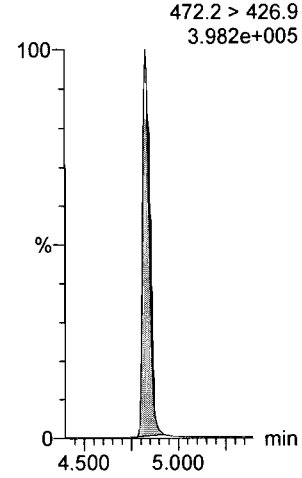

13C4-PFOS

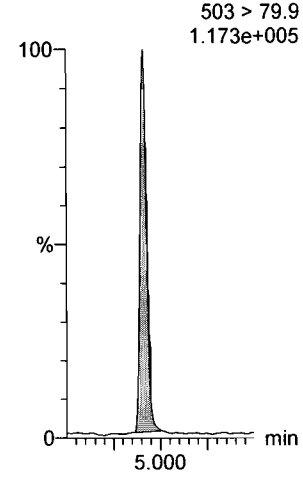

Dataset: U:\Q4.PRO\results\171222M2\171222M2-CRV.qld

Last Altered: Saturday, December 23, 2017 13:10:06 Pacific Standard Time
Printed: Saturday, December 23, 2017 13:10:48 Pacific Standard Time

Name: 171222M2_6, Date: 22-Dec-2017, Time: 17:39:59, ID: ST171222M2-5 PFC CS2 17K2809, Description: PFC CS2 17K2809

13C6-PFDA

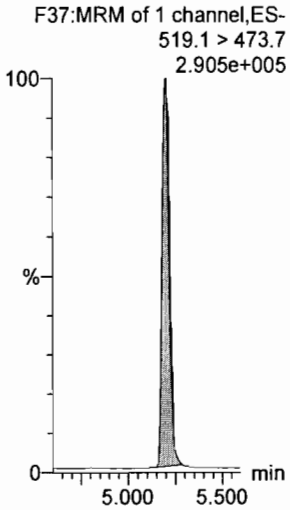

13C7-PFUdA

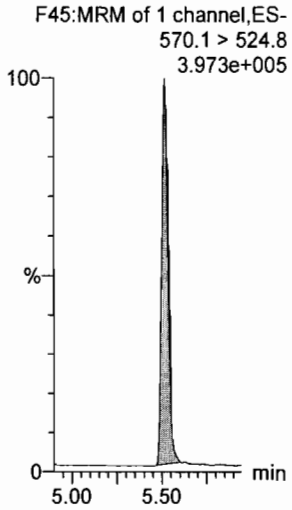

Dataset: U:\Q4.PRO\results\171222M2\171222M2-CRV.qld

Last Altered: Saturday, December 23, 2017 13:10:06 Pacific Standard Time
Printed: Saturday, December 23, 2017 13:10:48 Pacific Standard Time

Name: 171222M2_7, Date: 22-Dec-2017, Time: 17:51:10, ID: ST171222M2-6 PFC CS3 17K2810, Description: PFC CS3 17K2810

PFBA

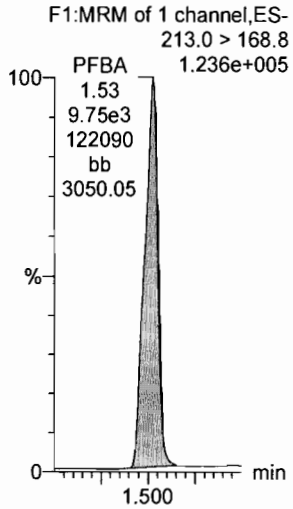

PFPeA

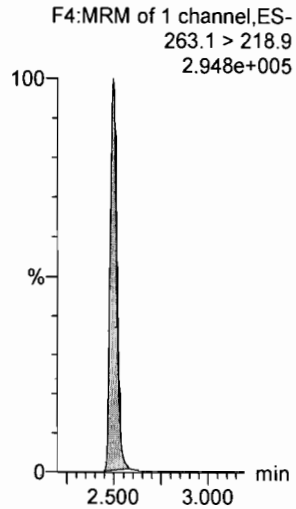

PFBS

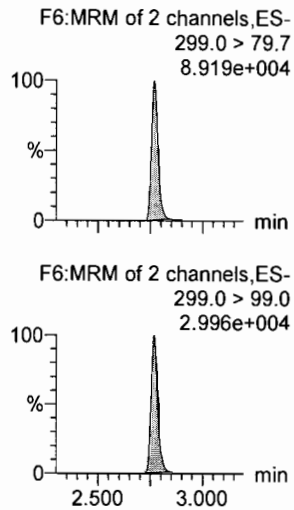

PFHxA

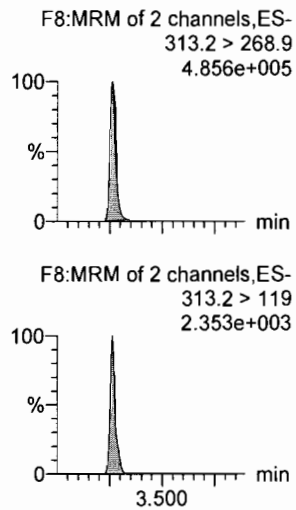

PFHpA

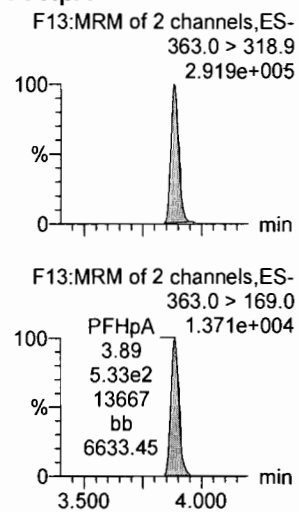

L-PFHxS

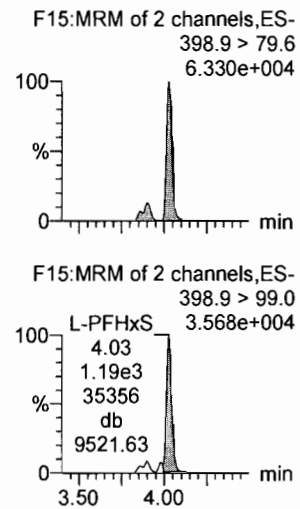

13C3-PFBA

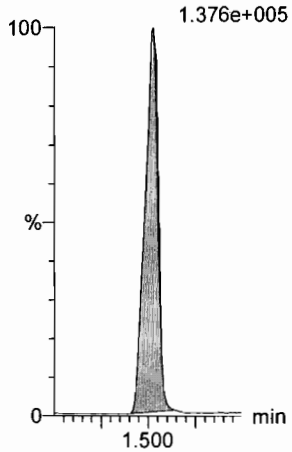

13C3-PFPeA

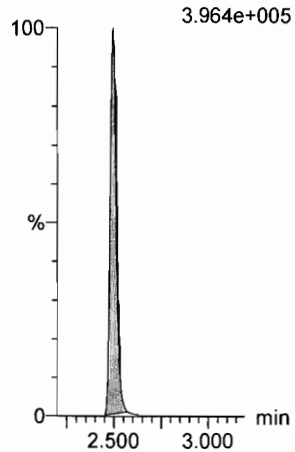

13C3-PFBS

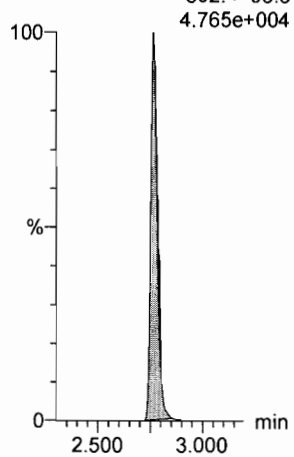

13C2-PFHxA

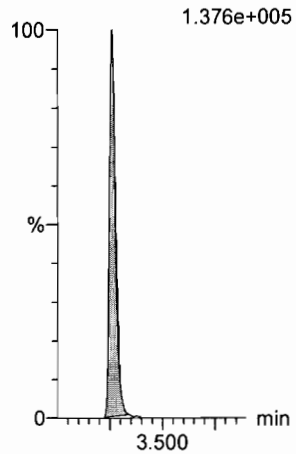

13C4-PFHpA

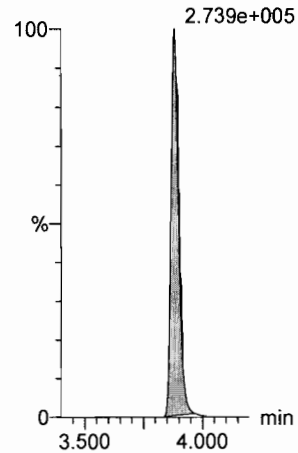

18O2-PFHxS

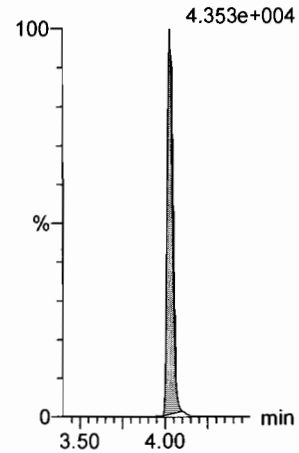

Dataset: U:\Q4.PRO\results\171222M2\171222M2-CRV.qld

Last Altered: Saturday, December 23, 2017 13:10:06 Pacific Standard Time
Printed: Saturday, December 23, 2017 13:10:48 Pacific Standard Time

Name: 171222M2_7, Date: 22-Dec-2017, Time: 17:51:10, ID: ST171222M2-6 PFC CS3 17K2810, Description: PFC CS3 17K2810

6:2 FTS

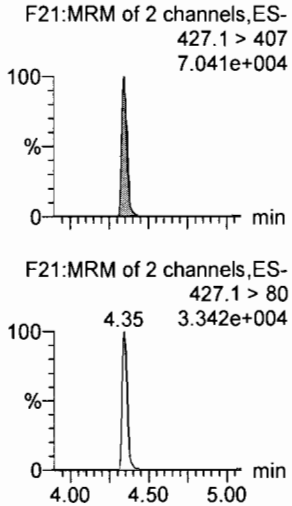

L-PFOA

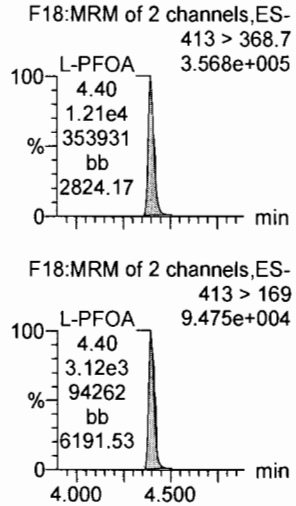

PFHpS

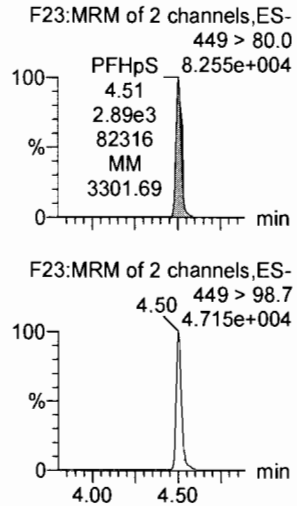

PFNA

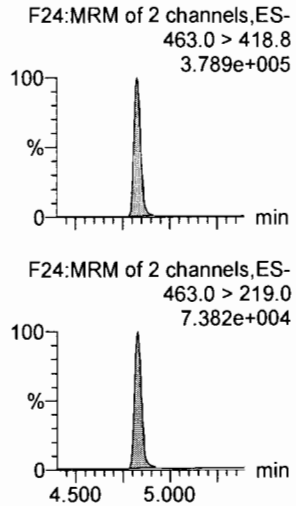

PFOSA

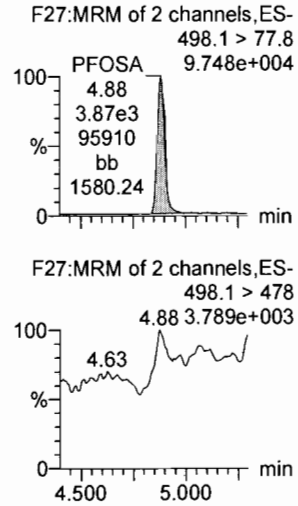

L-PFOS

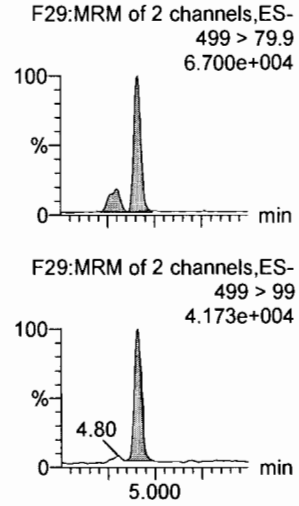

13C2-6:2 FTS

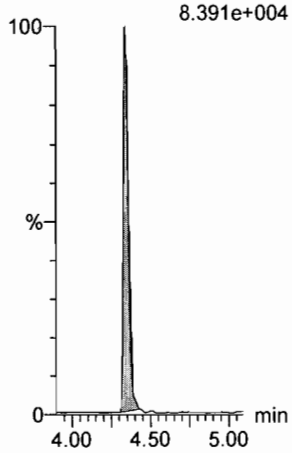

13C2-PFOA

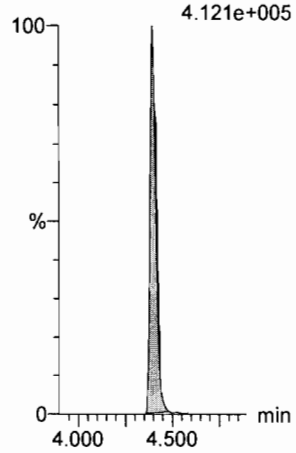

13C3-PFBS

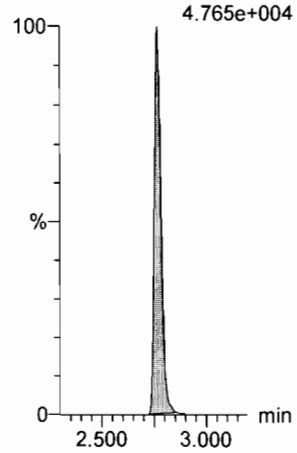

13C5-PFNA

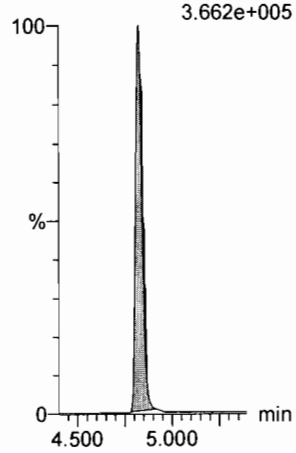

13C8-PFOSA

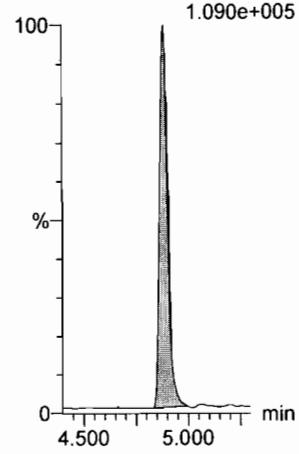

13C8-PFOS

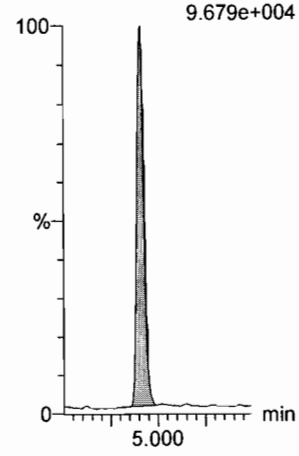

Dataset: U:\Q4.PRO\results\171222M2\171222M2-CRV.qld

Last Altered: Saturday, December 23, 2017 13:10:06 Pacific Standard Time
Printed: Saturday, December 23, 2017 13:10:48 Pacific Standard Time

Name: 171222M2_7, Date: 22-Dec-2017, Time: 17:51:10, ID: ST171222M2-6 PFC CS3 17K2810, Description: PFC CS3 17K2810

PFDA

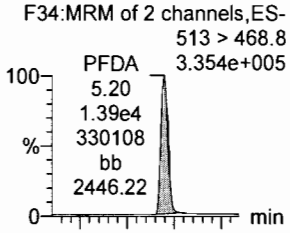

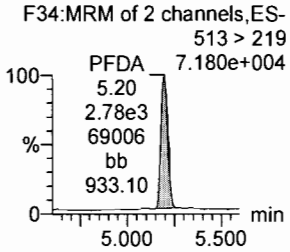

8:2 FTS

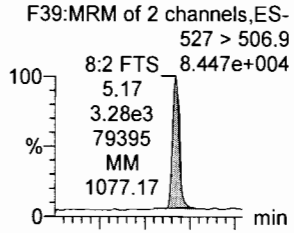

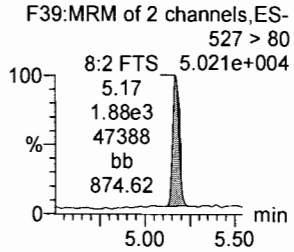

N-MeFOSAA

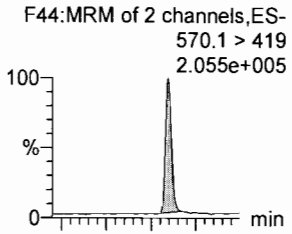

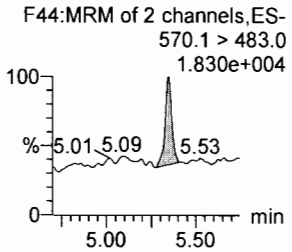

N-EtFOSAA

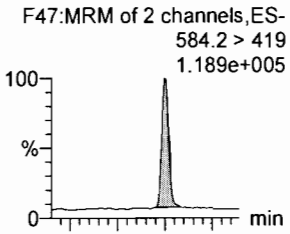

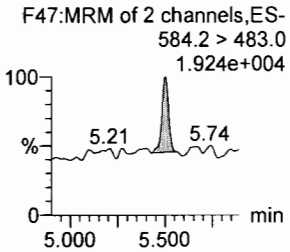

PFUdA

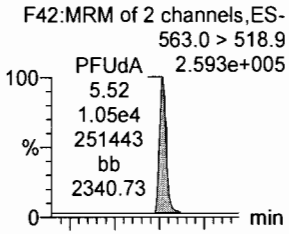

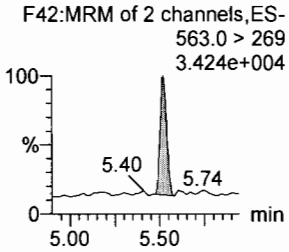

PFDS

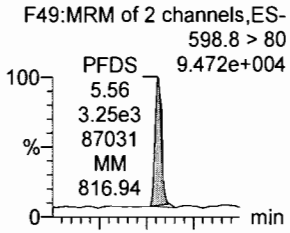

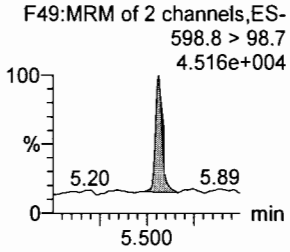

13C2-PFDA

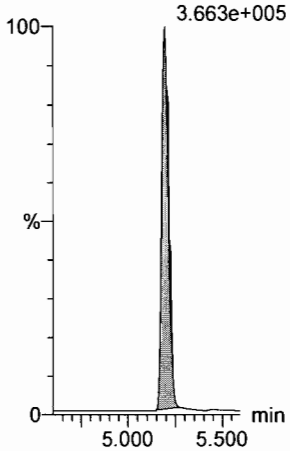

13C2-8:2 FTS

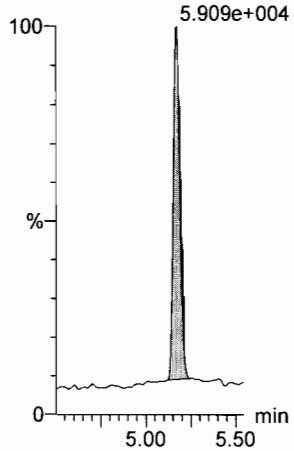

d3-N-MeFOSAA

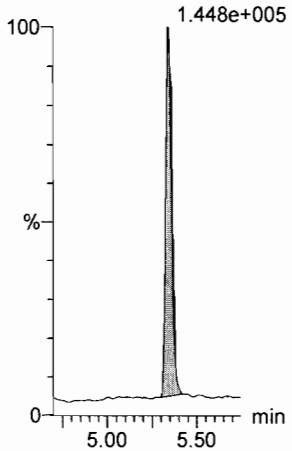

d5-N-EtFOSAA

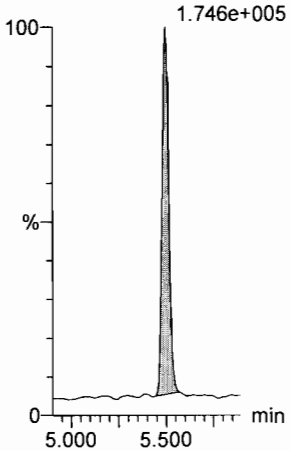

13C2-PFUdA

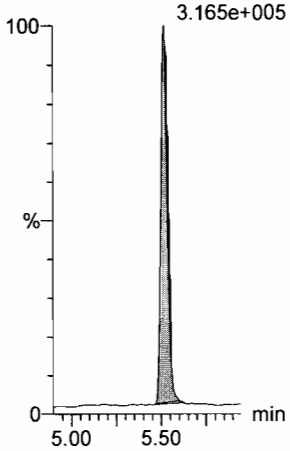

13C2-PFUdA

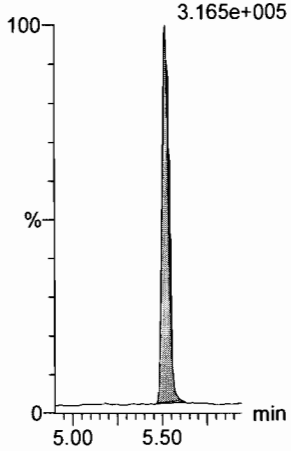

Dataset: U:\Q4.PRO\results\171222M2\171222M2-CRV.qld

Last Altered: Saturday, December 23, 2017 13:10:06 Pacific Standard Time
Printed: Saturday, December 23, 2017 13:10:48 Pacific Standard Time

Name: 171222M2_7, Date: 22-Dec-2017, Time: 17:51:10, ID: ST171222M2-6 PFC CS3 17K2810, Description: PFC CS3 17K2810

PFDoA

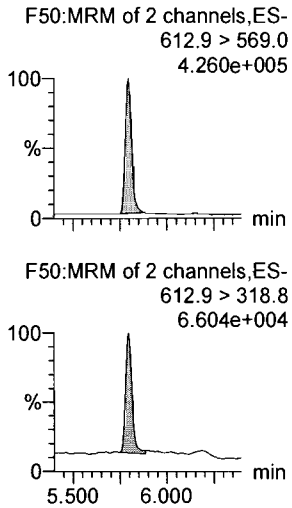

N-MeFOSA

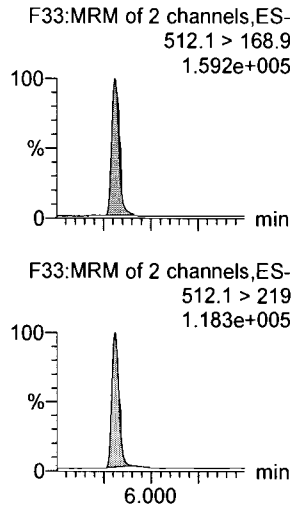

PFTrDA

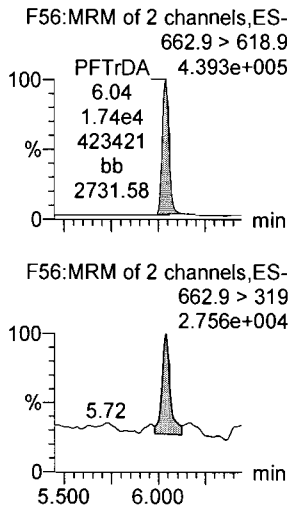

PFTeDA

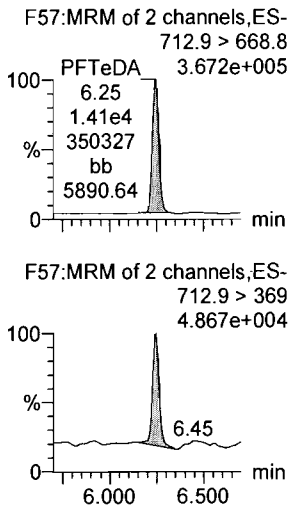

N-EtFOSA

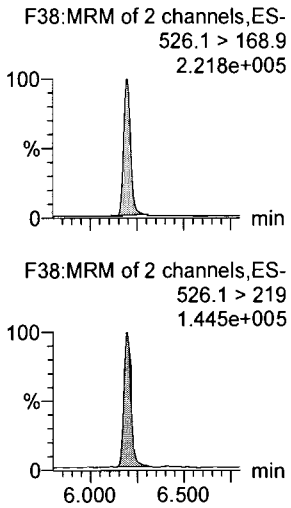

PFHxDA

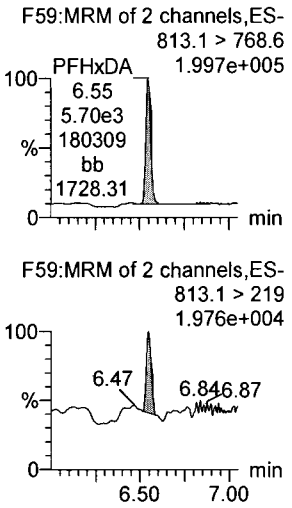

13C2-PFDoA

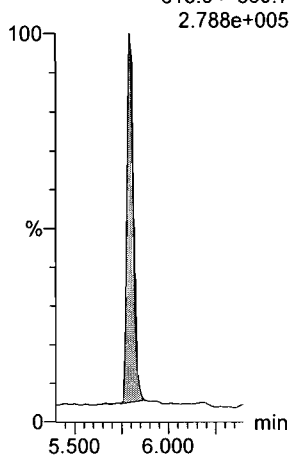

d3-N-MeFOSA

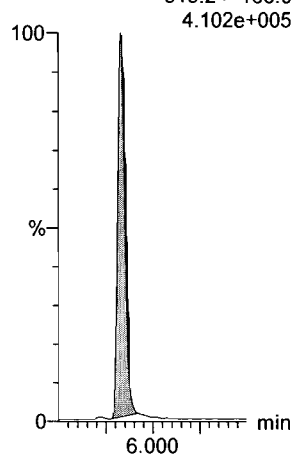

13C2-PFTeDA

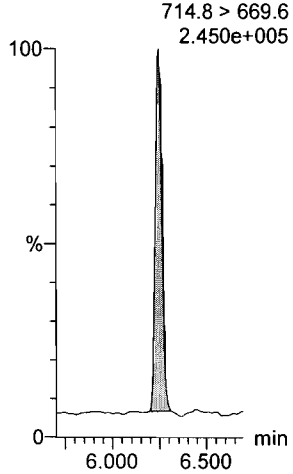

13C2-PFTeDA

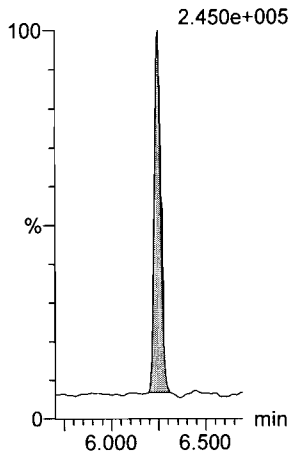

d5-N-ETFOSA

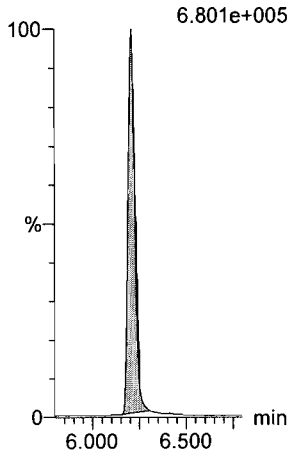

13C2-PFHxDA

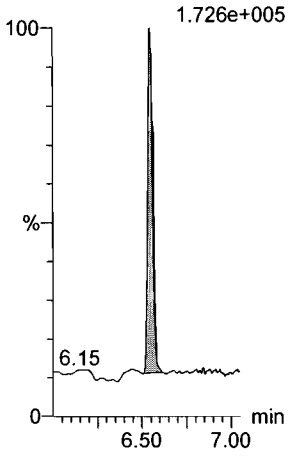

Dataset: U:\Q4.PRO\results\171222M2\171222M2-CRV.qld

Last Altered: Saturday, December 23, 2017 13:10:06 Pacific Standard Time
Printed: Saturday, December 23, 2017 13:10:48 Pacific Standard Time

Name: 171222M2_7, Date: 22-Dec-2017, Time: 17:51:10, ID: ST171222M2-6 PFC CS3 17K2810, Description: PFC CS3 17K2810

PFODA
F61:MRM of 1 channel,ES-
913.1 > 868.8
3.074e+005

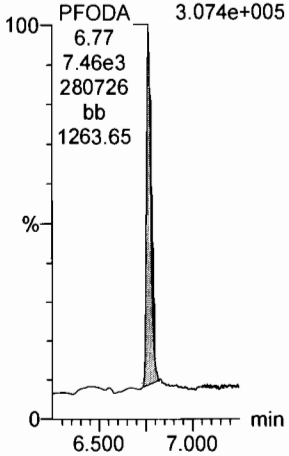

N-MeFOSE
F52:MRM of 1 channel,ES-
616.1 > 58.9
2.111e+005

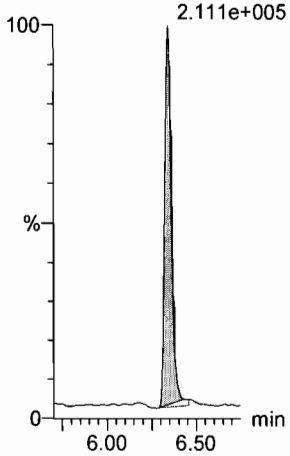

N-EtFOSE
F54:MRM of 1 channel,ES-
630.1 > 58.9
2.815e+005

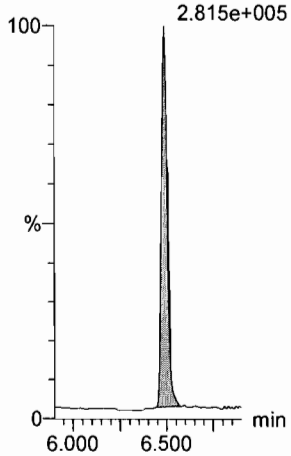

13C4-PFBA
F3:MRM of 1 channel,ES-
217. > 171.8
1.479e+005

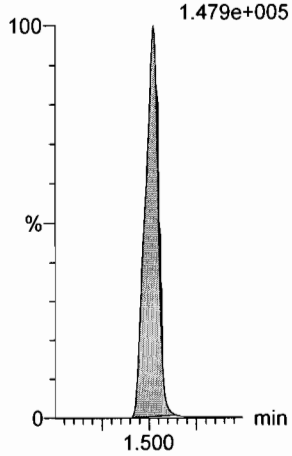

13C5-PFHxA
F10:MRM of 1 channel,ES-
318 > 272.9
4.826e+005

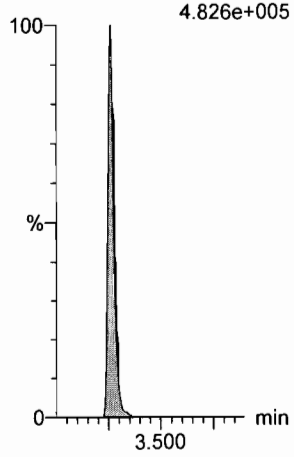

13C3-PFHxS
F16:MRM of 1 channel,ES-
401.9 > 79.9
1.094e+005

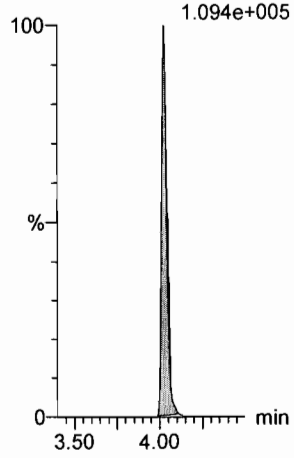

13C2-PFHxDA
F60:MRM of 1 channel,ES-
815 > 769.7
1.726e+005

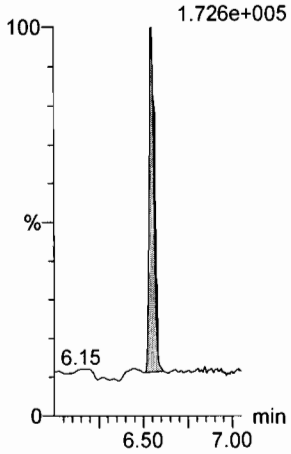

d7-N-MeFOSE
F53:MRM of 1 channel,ES-
623.1 > 58.9
4.535e+005

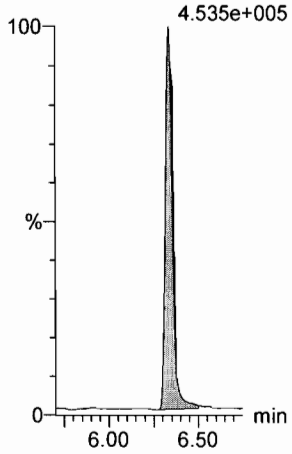

d9-N-EtFOSE
F55:MRM of 1 channel,ES-
639.2 > 58.8
6.465e+005

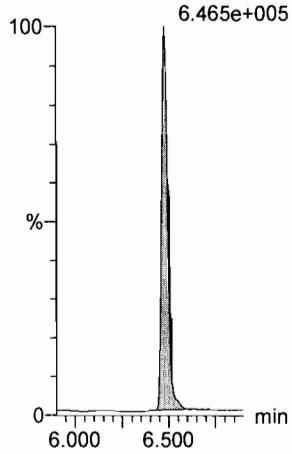

13C8-PFOA
F20:MRM of 1 channel,ES-
421.3 > 376
3.457e+005

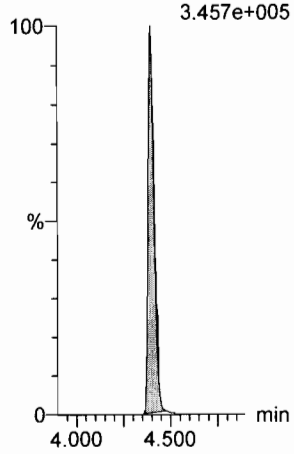

13C9-PFNA
F26:MRM of 1 channel,ES-
472.2 > 426.9
3.193e+005

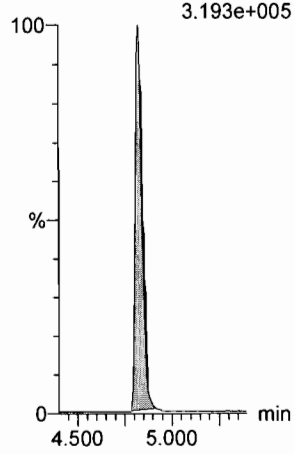

13C4-PFOS
F30:MRM of 1 channel,ES-
503 > 79.9
8.531e+004

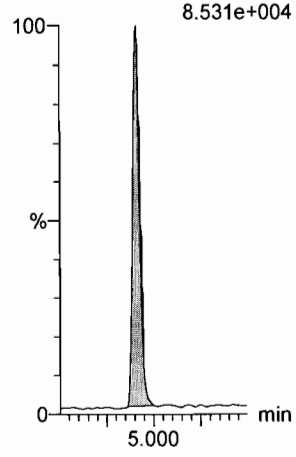

Dataset: U:\Q4.PRO\results\171222M2\171222M2-CRV.qld

Last Altered: Saturday, December 23, 2017 13:10:06 Pacific Standard Time
Printed: Saturday, December 23, 2017 13:10:48 Pacific Standard Time

Name: 171222M2_7, Date: 22-Dec-2017, Time: 17:51:10, ID: ST171222M2-6 PFC CS3 17K2810, Description: PFC CS3 17K2810

13C6-PFDA

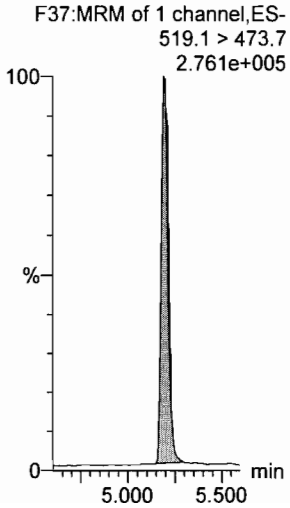

13C7-PFUdA

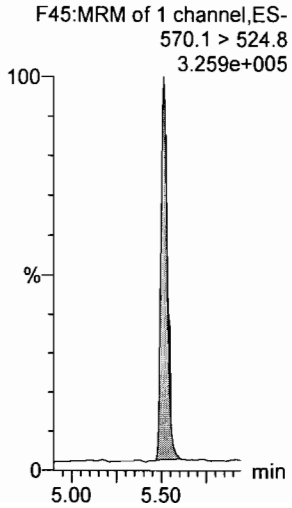

Dataset: U:\Q4.PRO\results\171222M2\171222M2-CRV.qld

Last Altered: Saturday, December 23, 2017 13:10:06 Pacific Standard Time
Printed: Saturday, December 23, 2017 13:10:48 Pacific Standard Time

Name: 171222M2_8, Date: 22-Dec-2017, Time: 18:02:21, ID: ST171222M2-7 PFC CS4 17K2811, Description: PFC CS4 17K2811

PFBA

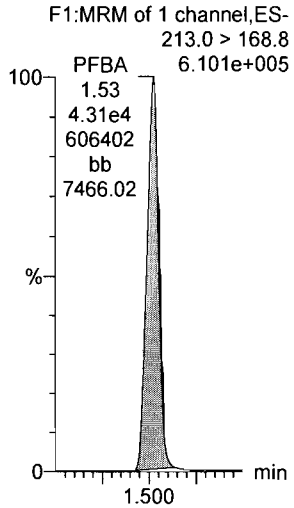

PFPeA

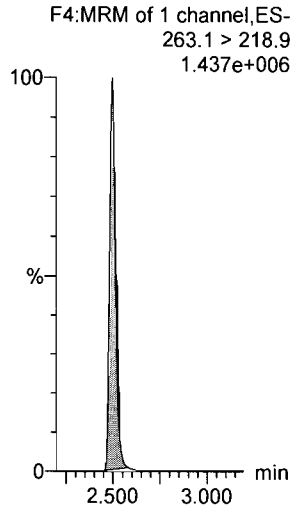

PFBS

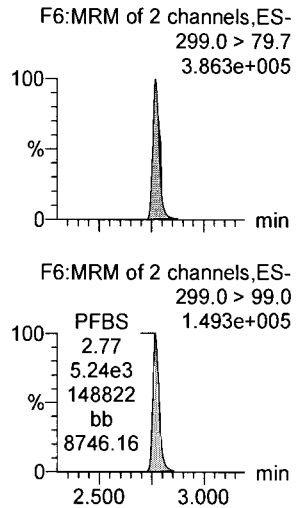

PFHxA

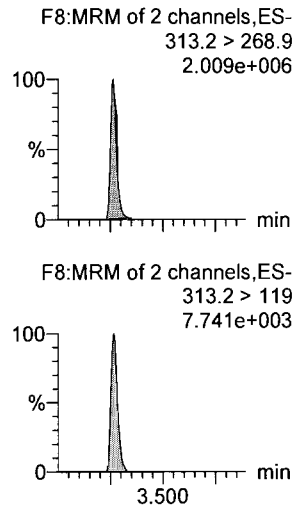

PFHpA

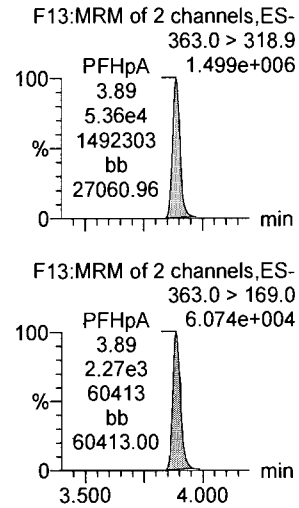

L-PFHxS

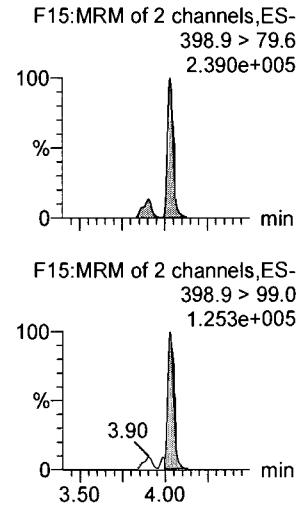

13C3-PFBA

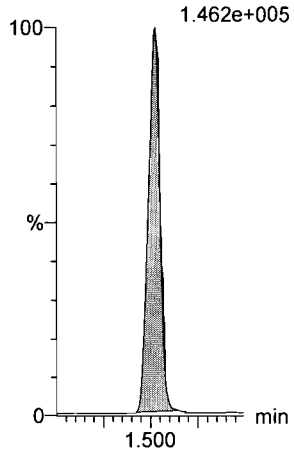

13C3-PFPeA

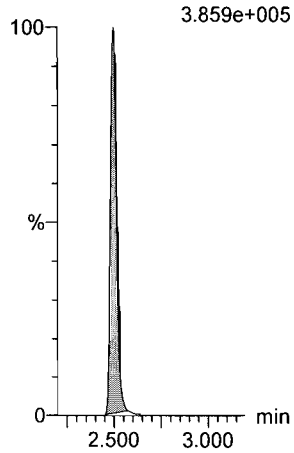

13C3-PFBS

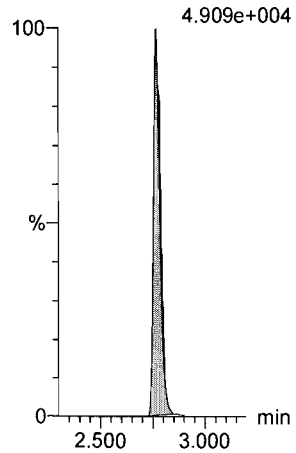

13C2-PFHxA

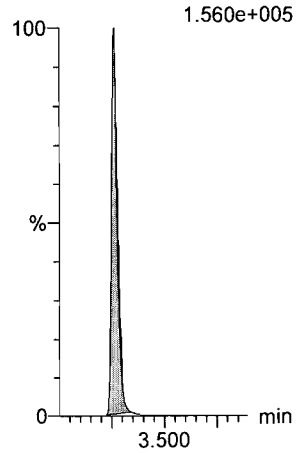

13C4-PFHpA

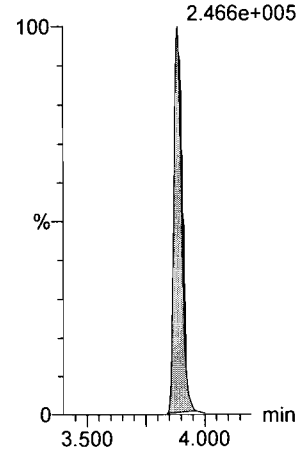

18O2-PFHxS

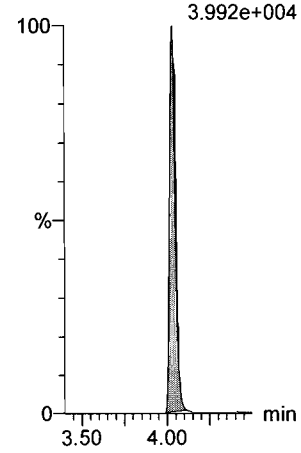

Dataset: U:\Q4.PRO\results\171222M2\171222M2-CRV.qld

Last Altered: Saturday, December 23, 2017 13:10:06 Pacific Standard Time
Printed: Saturday, December 23, 2017 13:10:48 Pacific Standard Time

Name: 171222M2_8, Date: 22-Dec-2017, Time: 18:02:21, ID: ST171222M2-7 PFC CS4 17K2811, Description: PFC CS4 17K2811

6:2 FTS

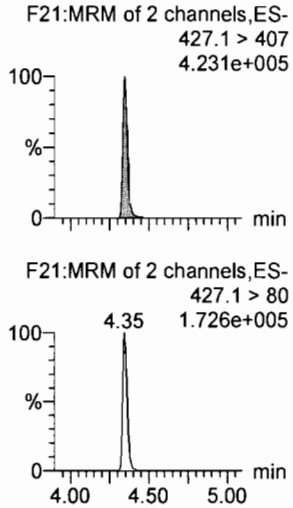

L-PFOA

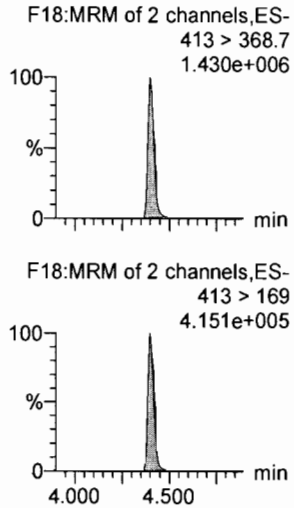

PFHpS

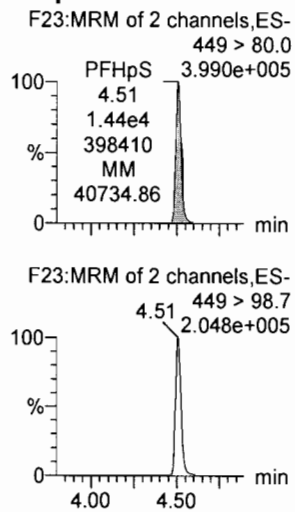

PFNA

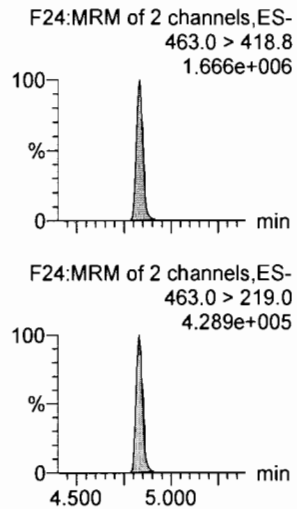

PFOSA

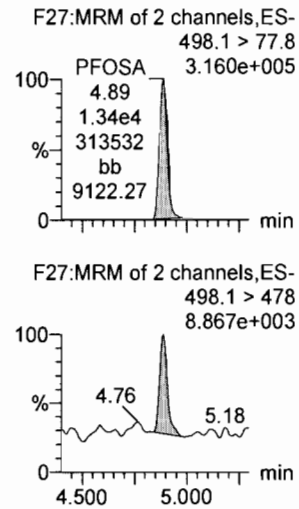

L-PFOS

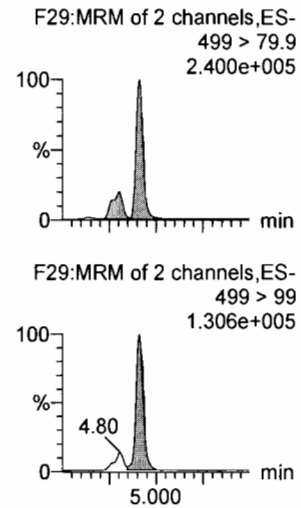

13C2-6:2 FTS

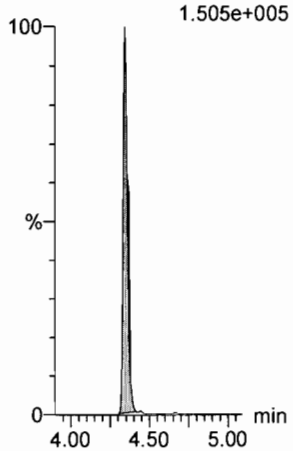

13C2-PFOA

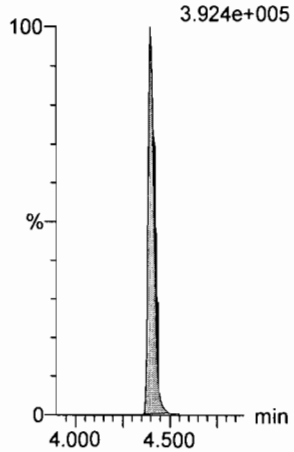

13C3-PFBS

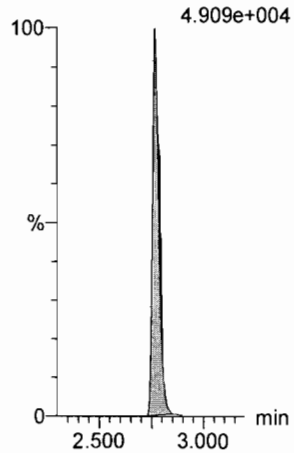

13C5-PFNA

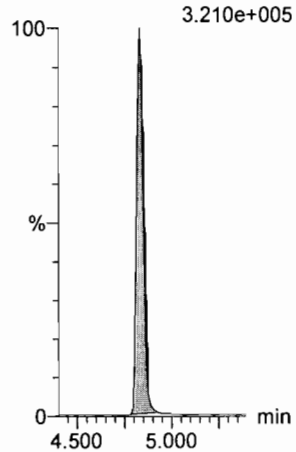

13C8-PFOSA

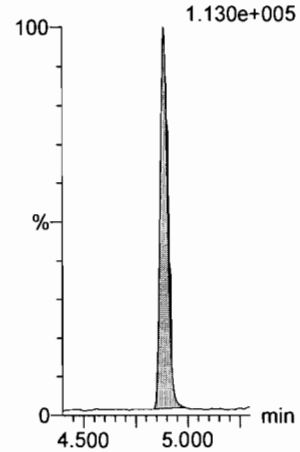

13C8-PFOS

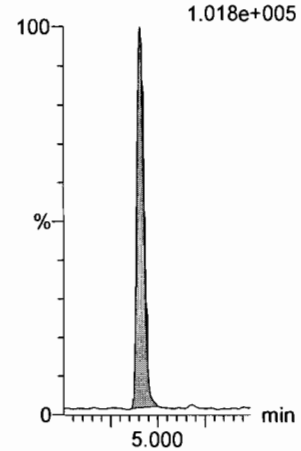

Dataset: U:\Q4.PRO\results\171222M2\171222M2-CRV.qld

Last Altered: Saturday, December 23, 2017 13:10:06 Pacific Standard Time
Printed: Saturday, December 23, 2017 13:10:48 Pacific Standard Time

Name: 171222M2_8, Date: 22-Dec-2017, Time: 18:02:21, ID: ST171222M2-7 PFC CS4 17K2811, Description: PFC CS4 17K2811

PFDA

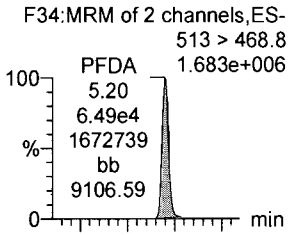

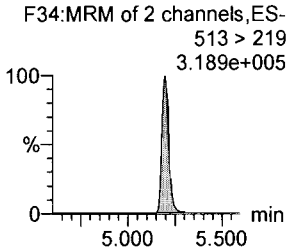

8:2 FTS

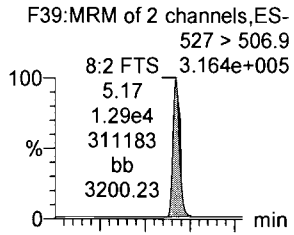

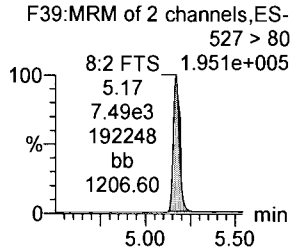

N-MeFOSAA

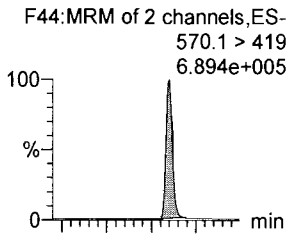

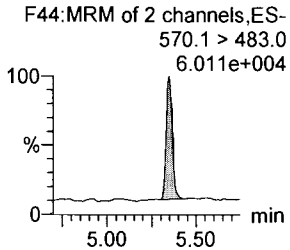

N-EtFOSAA

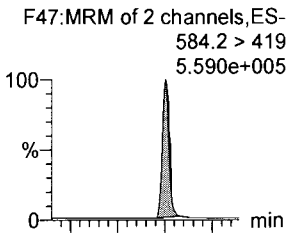

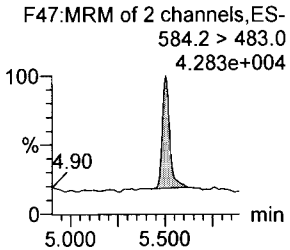

PFUdA

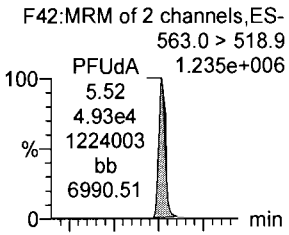

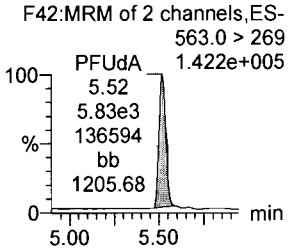

PFDS

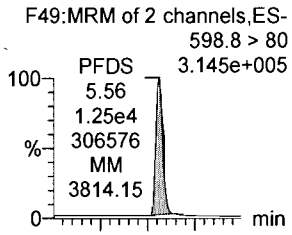

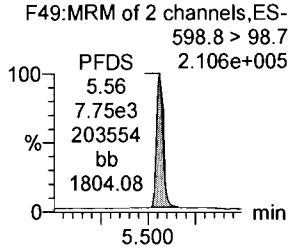

13C2-PFDA

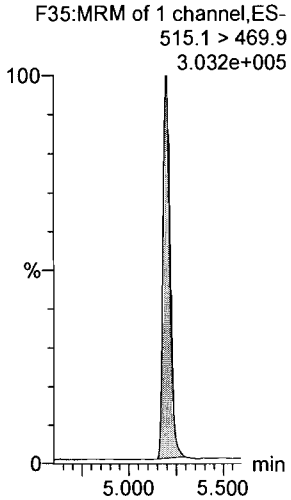

13C2-8:2 FTS

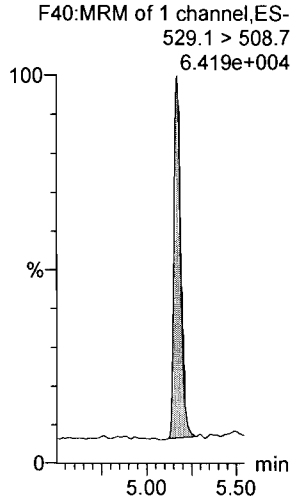

d3-N-MeFOSAA

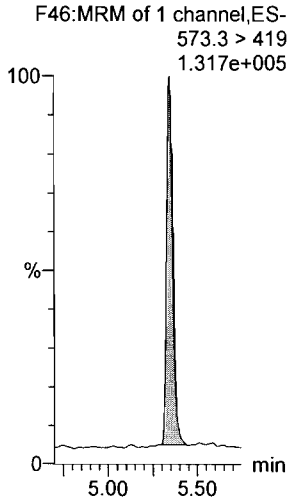

d5-N-EtFOSAA

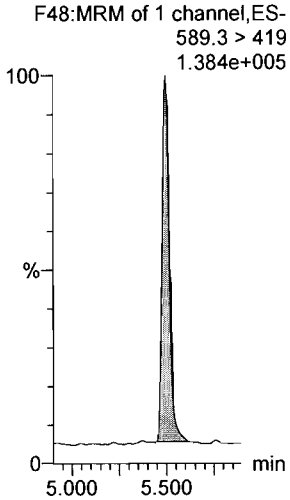

13C2-PFUdA

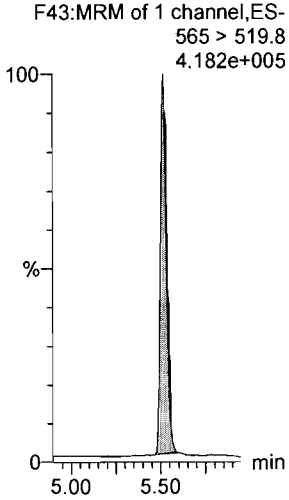

13C2-PFUdA

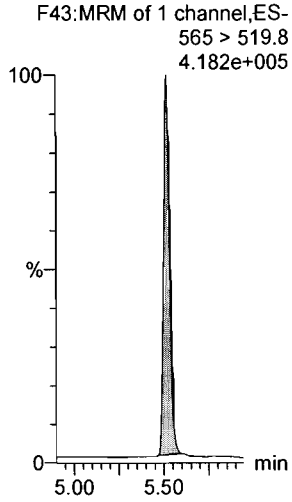

Dataset: U:\Q4.PRO\results\171222M2\171222M2-CRV.qld

Last Altered: Saturday, December 23, 2017 13:10:06 Pacific Standard Time
Printed: Saturday, December 23, 2017 13:10:48 Pacific Standard Time

Name: 171222M2_8, Date: 22-Dec-2017, Time: 18:02:21, ID: ST171222M2-7 PFC CS4 17K2811, Description: PFC CS4 17K2811

PFDoA

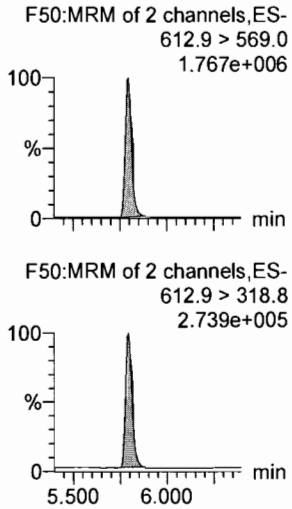

N-MeFOSA

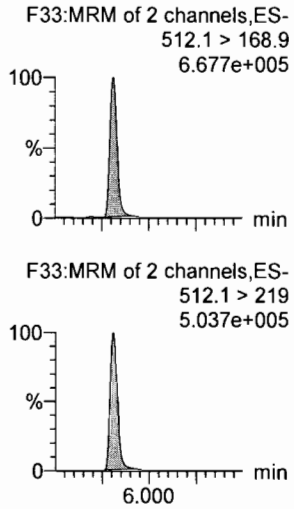

PFTrDA

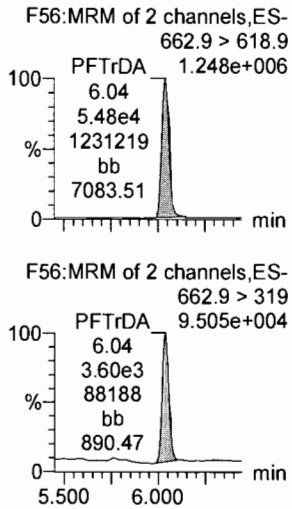

PFTeDA

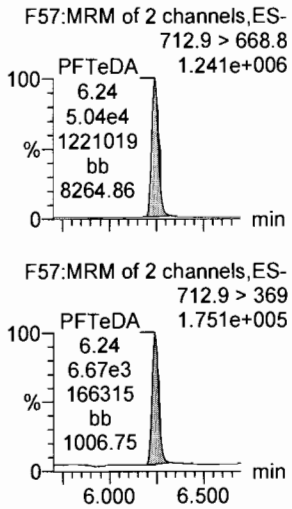

N-EtFOSA

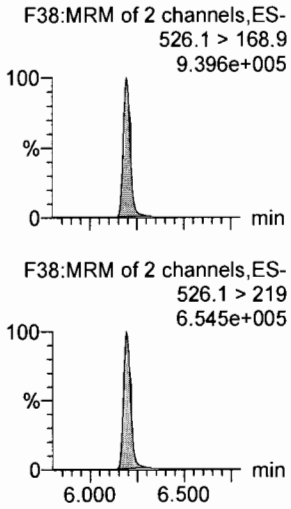

PFHxDA

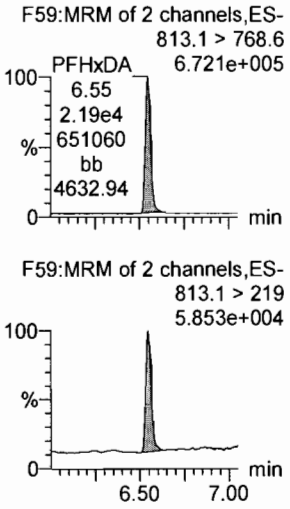

13C2-PFDoA

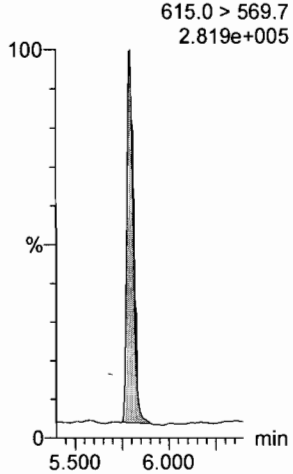

d3-N-MeFOSA

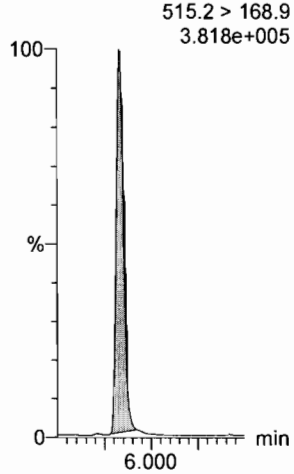

13C2-PFTeDA

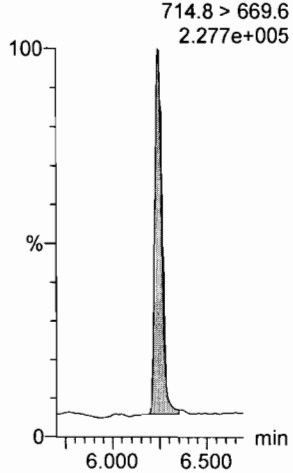

13C2-PFTeDA

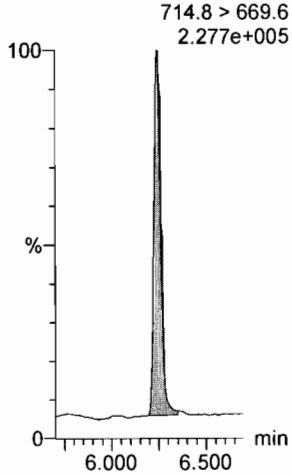

d5-N-ETFOSA

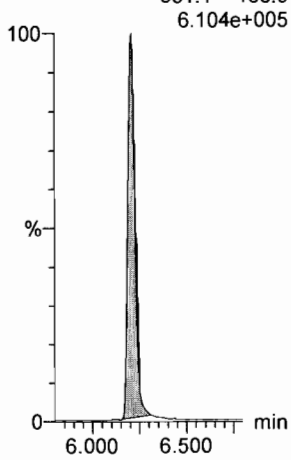

13C2-PFHxDA

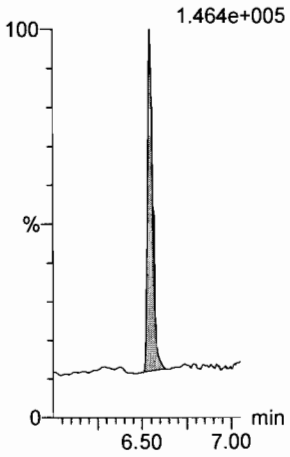

Dataset: U:\Q4.PRO\results\171222M2\171222M2-CRV.qld

Last Altered: Saturday, December 23, 2017 13:10:06 Pacific Standard Time
Printed: Saturday, December 23, 2017 13:10:48 Pacific Standard Time

Name: 171222M2_8, Date: 22-Dec-2017, Time: 18:02:21, ID: ST171222M2-7 PFC CS4 17K2811, Description: PFC CS4 17K2811

PFODA
F61:MRM of 1 channel,ES-
913.1 > 868.8
1.116e+006

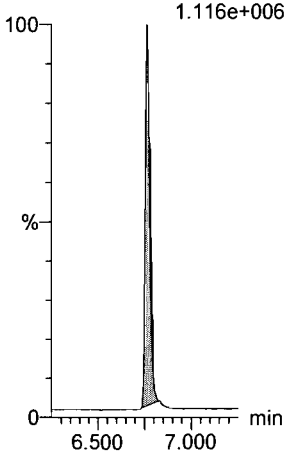

N-MeFOSE
F52:MRM of 1 channel,ES-
616.1 > 58.9
8.957e+005

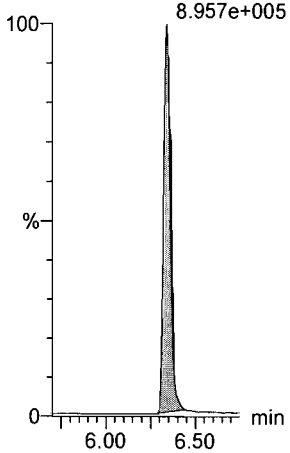

N-EtFOSE
F54:MRM of 1 channel,ES-
630.1 > 58.9
1.285e+006

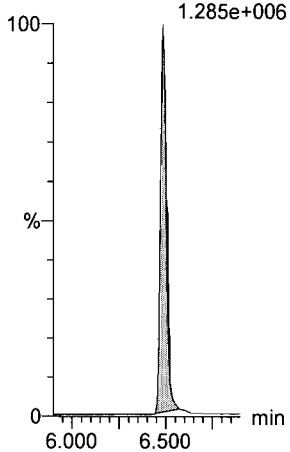

13C4-PFBA
F3:MRM of 1 channel,ES-
217. > 171.8
1.778e+005

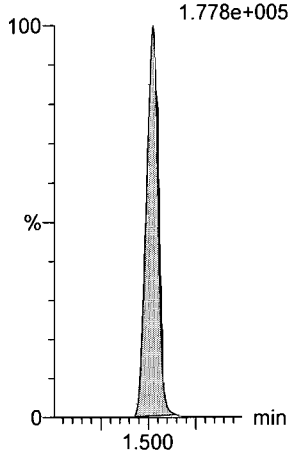

13C5-PFHxA
F10:MRM of 1 channel,ES-
318 > 272.9
5.579e+005

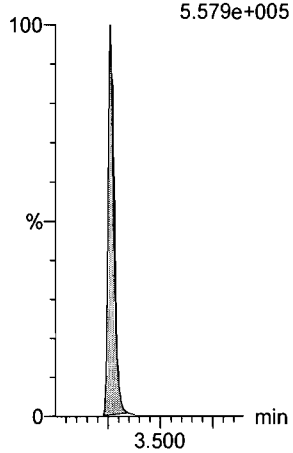

13C3-PFHxS
F16:MRM of 1 channel,ES-
401.9 > 79.9
9.738e+004

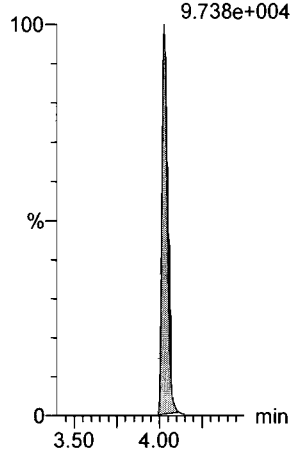

13C2-PFHxDA
F60:MRM of 1 channel,ES-
815 > 769.7
1.464e+005

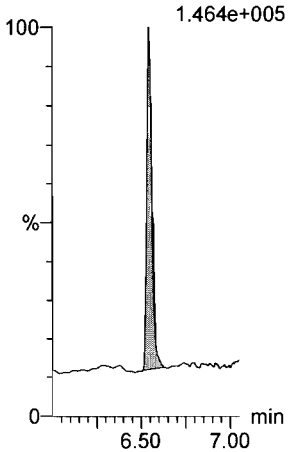

d7-N-MeFOSE
F53:MRM of 1 channel,ES-
623.1 > 58.9
5.377e+005

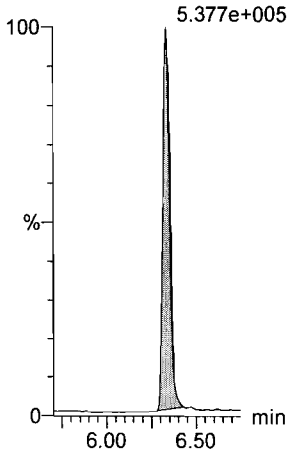

d9-N-EtFOSE
F55:MRM of 1 channel,ES-
639.2 > 58.8
6.551e+005

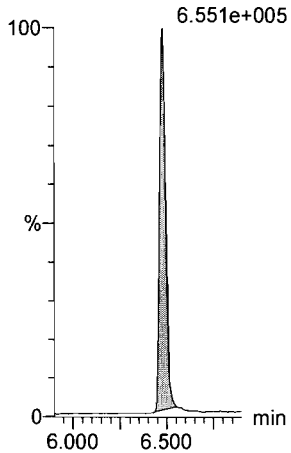

13C8-PFOA
F20:MRM of 1 channel,ES-
421.3 > 376
3.777e+005

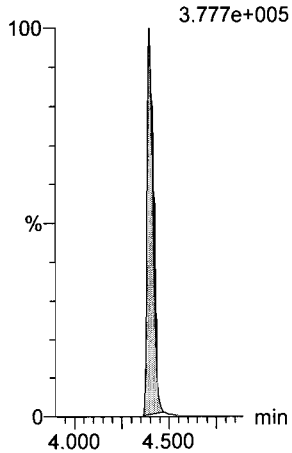

13C9-PFNA
F26:MRM of 1 channel,ES-
472.2 > 426.9
3.095e+005

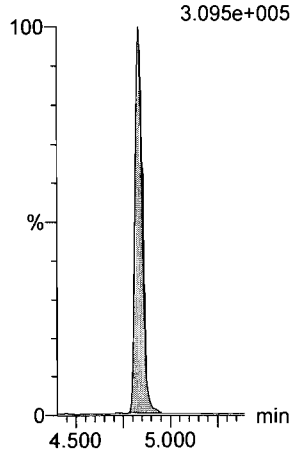

13C4-PFOS
F30:MRM of 1 channel,ES-
503 > 79.9
9.263e+004

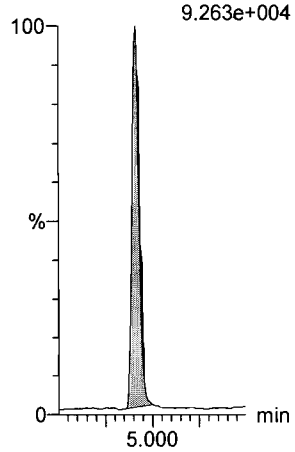

Dataset: U:\Q4.PRO\results\171222M2\171222M2-CRV.qld

Last Altered: Saturday, December 23, 2017 13:10:06 Pacific Standard Time
Printed: Saturday, December 23, 2017 13:10:48 Pacific Standard Time

Name: 171222M2_8, Date: 22-Dec-2017, Time: 18:02:21, ID: ST171222M2-7 PFC CS4 17K2811, Description: PFC CS4 17K2811

13C6-PFDA

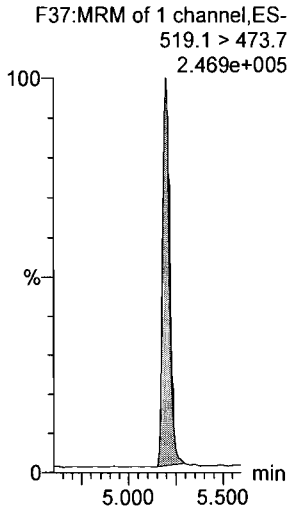

13C7-PFUdA

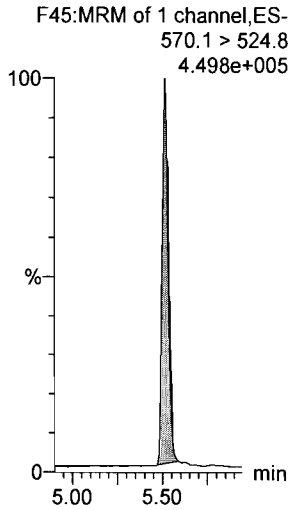

Dataset: U:\Q4.PRO\results\171222M2\171222M2-CRV.qld

Last Altered: Saturday, December 23, 2017 13:10:06 Pacific Standard Time
Printed: Saturday, December 23, 2017 13:10:48 Pacific Standard Time

Name: 171222M2_9, Date: 22-Dec-2017, Time: 18:13:31, ID: ST171222M2-8 PFC CS5 17K2812, Description: PFC CS5 17K2812

PFBA
F1:MRM of 1 channel,ES-
213.0 > 168.8
1.244e+006

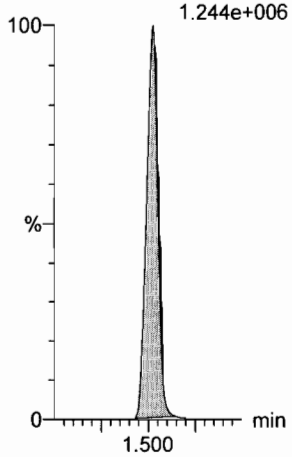

PFPeA
F4:MRM of 1 channel,ES-
263.1 > 218.9
2.853e+006

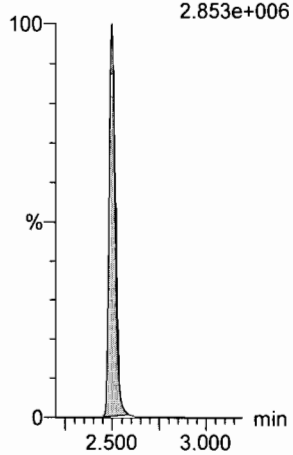

PFBS
F6:MRM of 2 channels,ES-
299.0 > 79.7
7.180e+005

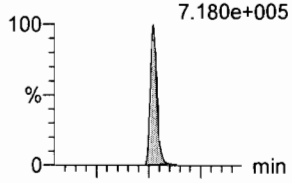

F6:MRM of 2 channels,ES-
299.0 > 99.0
2.746e+005

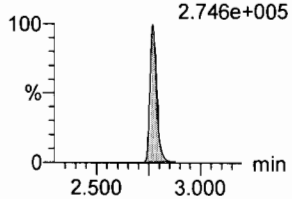

PFHxA
F8:MRM of 2 channels,ES-
313.2 > 268.9
3.476e+006

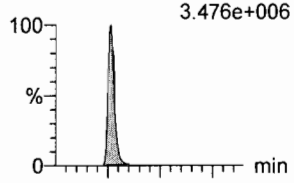

F8:MRM of 2 channels,ES-
313.2 > 119
1.945e+004

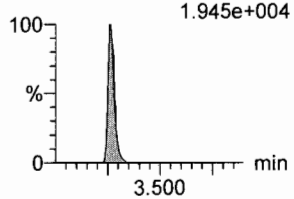

PFHpA
F13:MRM of 2 channels,ES-
363.0 > 318.9
2.645e+006

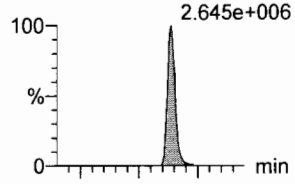

F13:MRM of 2 channels,ES-
363.0 > 169.0
1.267e+005

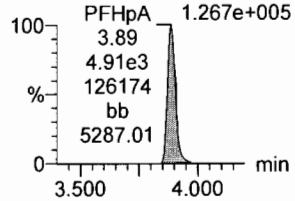

L-PFHxS
F15:MRM of 2 channels,ES-
398.9 > 79.6
4.908e+005

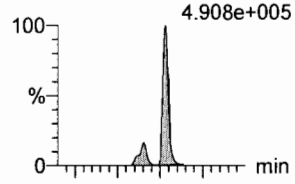

F15:MRM of 2 channels,ES-
398.9 > 99.0
2.944e+005

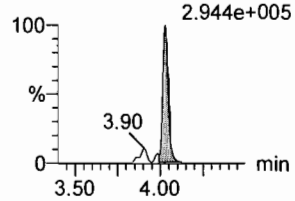

13C3-PFBA
F2:MRM of 1 channel,ES-
216.1 > 171.8
1.471e+005

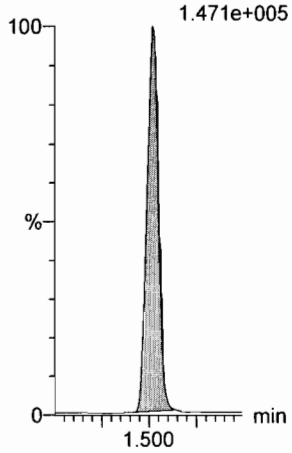

13C3-PFPeA
F5:MRM of 1 channel,ES-
266. > 221.8
3.842e+005

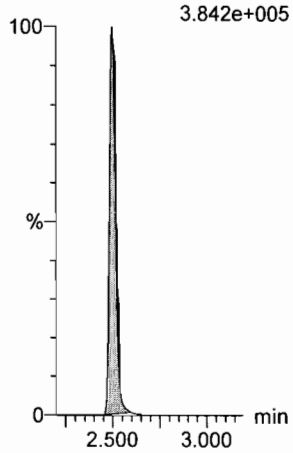

13C3-PFBS
F7:MRM of 1 channel,ES-
302. > 98.8
4.501e+004

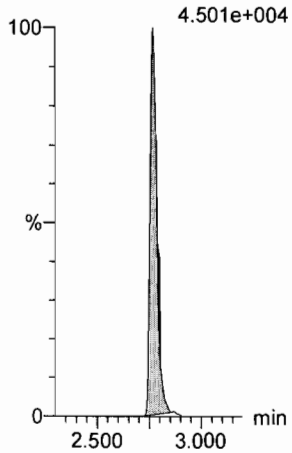

13C2-PFHxA
F9:MRM of 1 channel,ES-
315 > 269.8
1.378e+005

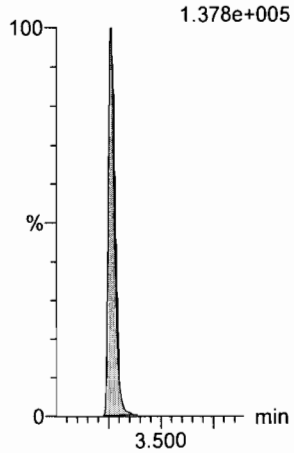

13C4-PFHpA
F14:MRM of 1 channel,ES-
367.2 > 321.8
2.492e+005

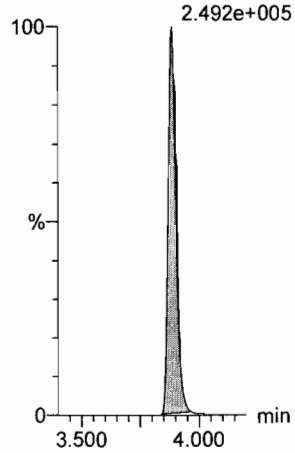

18O2-PFHxS
F17:MRM of 1 channel,ES-
403.0 > 102.6
4.395e+004

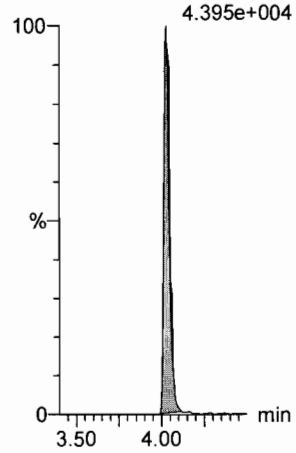

Dataset: U:\Q4.PRO\results\171222M2\171222M2-CRV.qld

Last Altered: Saturday, December 23, 2017 13:10:06 Pacific Standard Time
Printed: Saturday, December 23, 2017 13:10:48 Pacific Standard Time

Name: 171222M2_9, Date: 22-Dec-2017, Time: 18:13:31, ID: ST171222M2-8 PFC CS5 17K2812, Description: PFC CS5 17K2812

6:2 FTS

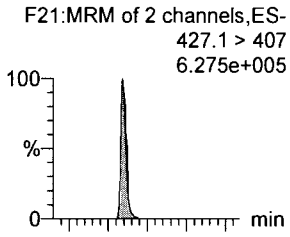

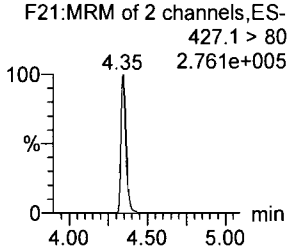

L-PFOA

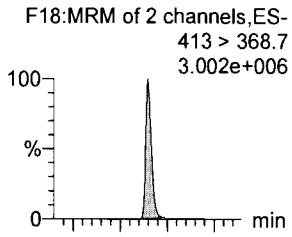

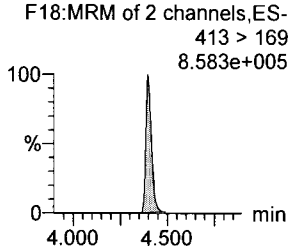

PFHpS

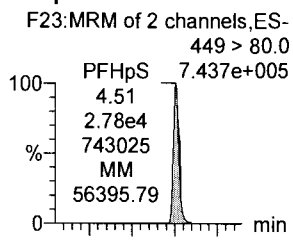

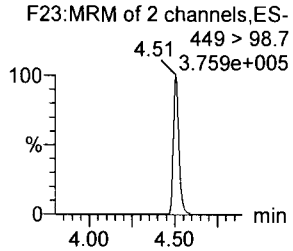

PFNA

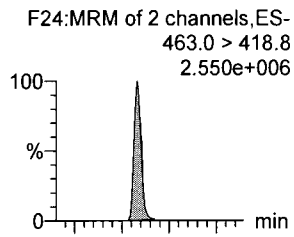

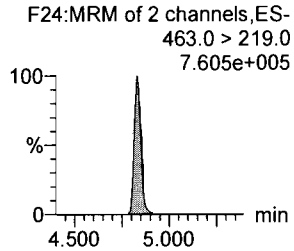

PFOSA

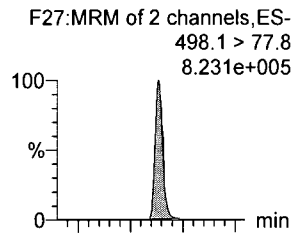

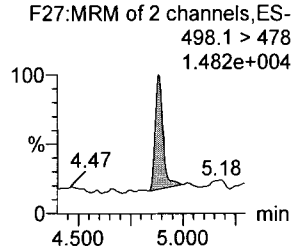

L-PFOS

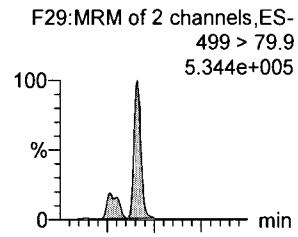

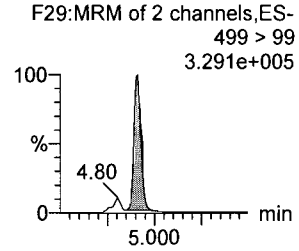

13C2-6:2 FTS

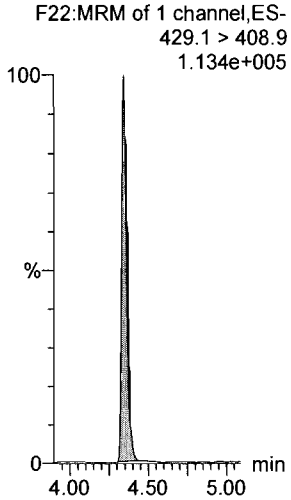

13C2-PFOA

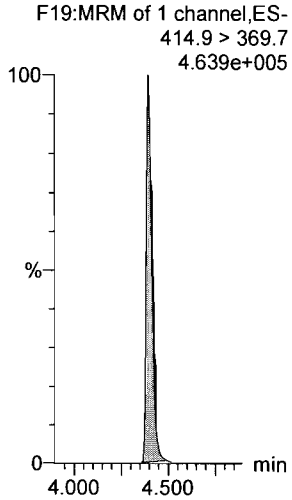

13C3-PFBS

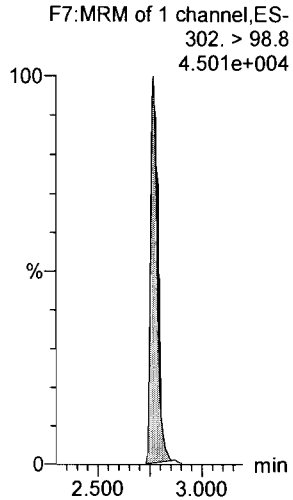

13C5-PFNA

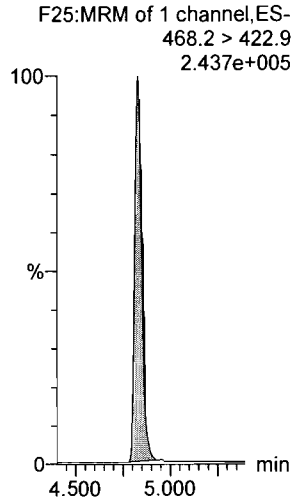

13C8-PFOSA

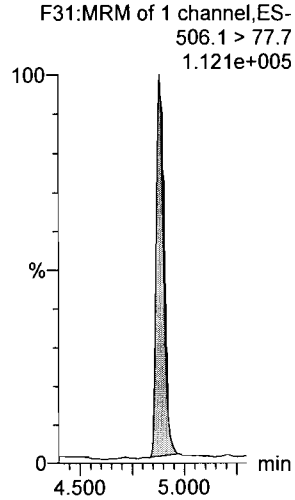

13C8-PFOS

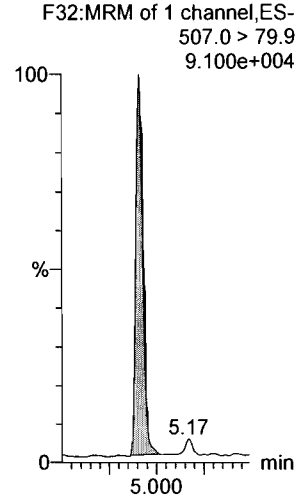

Dataset: U:\Q4.PRO\results\171222M2\171222M2-CRV.qld

Last Altered: Saturday, December 23, 2017 13:10:06 Pacific Standard Time
Printed: Saturday, December 23, 2017 13:10:48 Pacific Standard Time

Name: 171222M2_9, Date: 22-Dec-2017, Time: 18:13:31, ID: ST171222M2-8 PFC CS5 17K2812, Description: PFC CS5 17K2812

PFDA

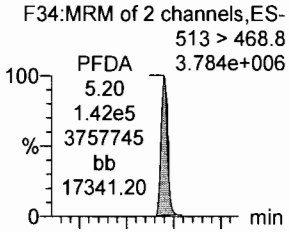

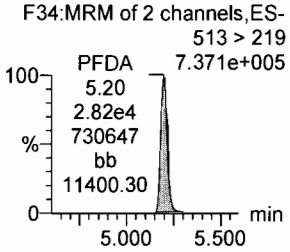

8:2 FTS

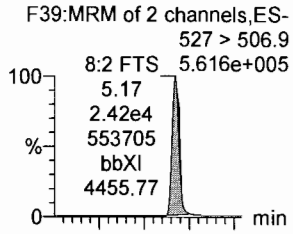

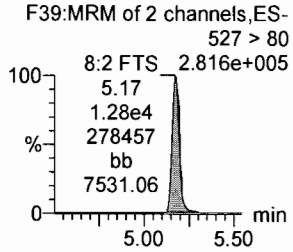

N-MeFOSAA

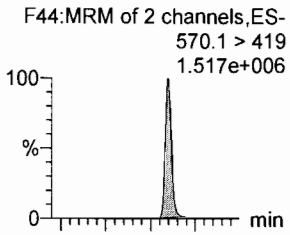

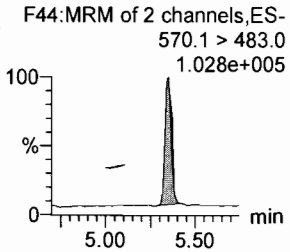

N-EtFOSAA

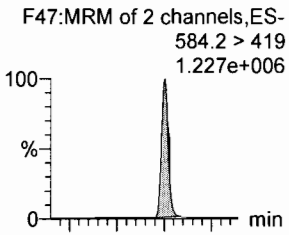

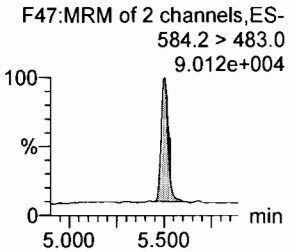

PFUdA

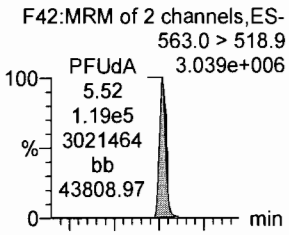

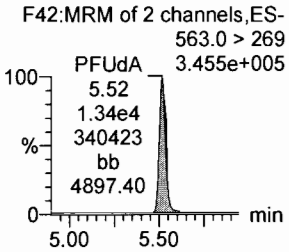

PFDS

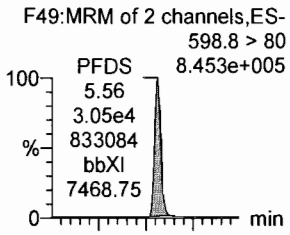

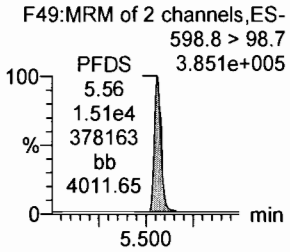

13C2-PFDA

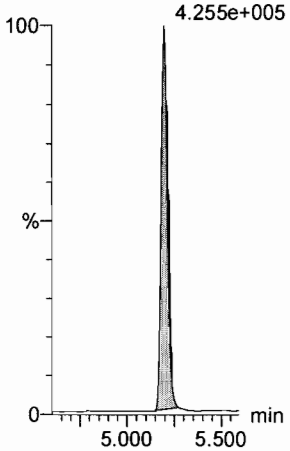

13C2-8:2 FTS

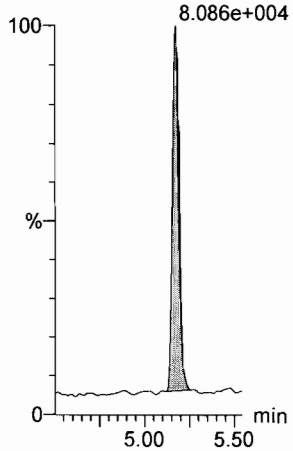

d3-N-MeFOSAA

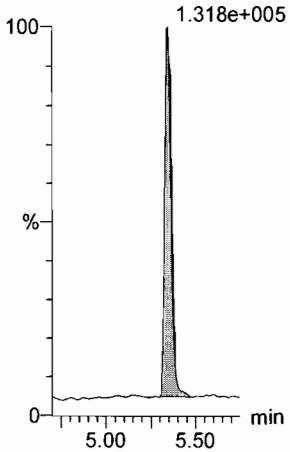

d5-N-EtFOSAA

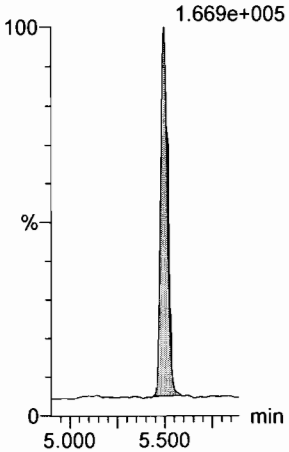

13C2-PFUdA

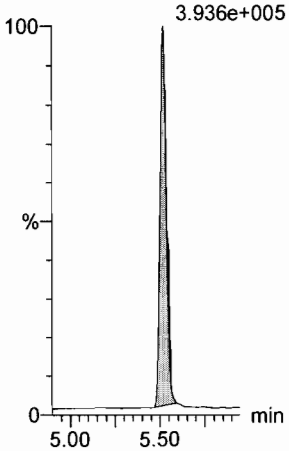

13C2-PFUdA

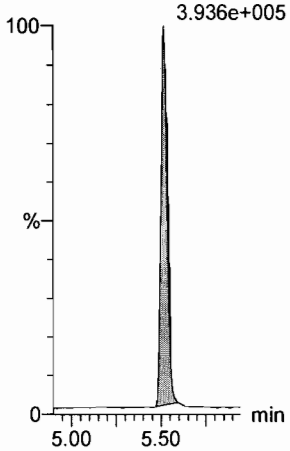

Dataset: U:\Q4.PRO\results\171222M2\171222M2-CRV.qld

Last Altered: Saturday, December 23, 2017 13:10:06 Pacific Standard Time
Printed: Saturday, December 23, 2017 13:10:48 Pacific Standard Time

Name: 171222M2_9, Date: 22-Dec-2017, Time: 18:13:31, ID: ST171222M2-8 PFC CS5 17K2812, Description: PFC CS5 17K2812

PFDoA

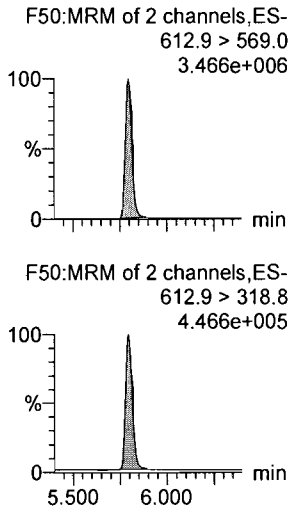

N-MeFOSA

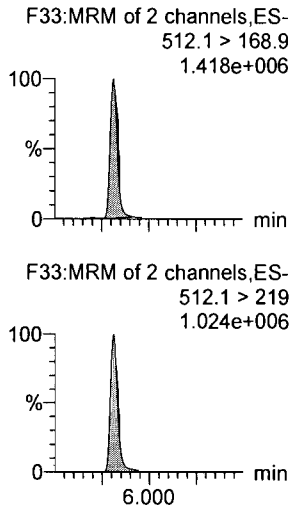

PFTrDA

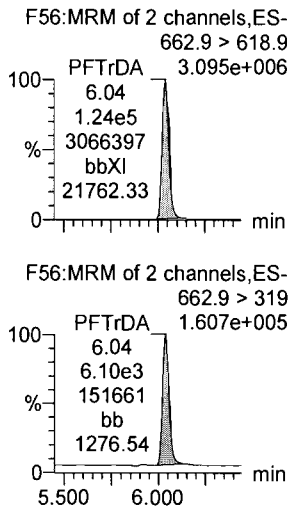

PFTeDA

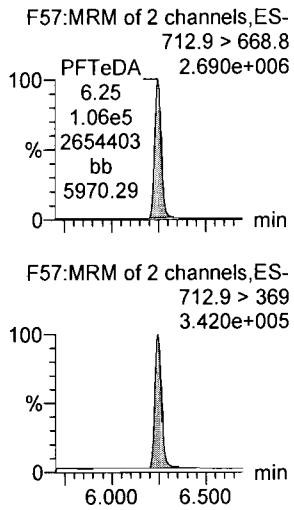

N-EtFOSA

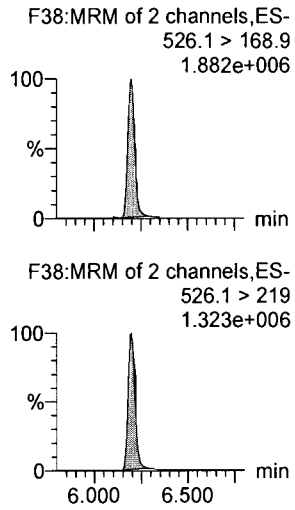

PFHxDA

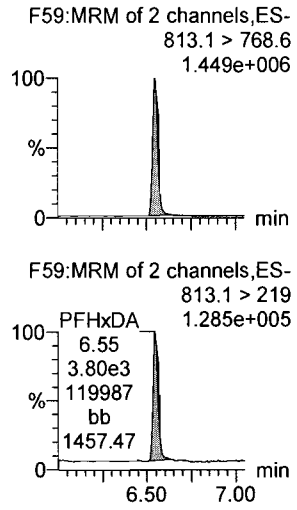

13C2-PFDoA

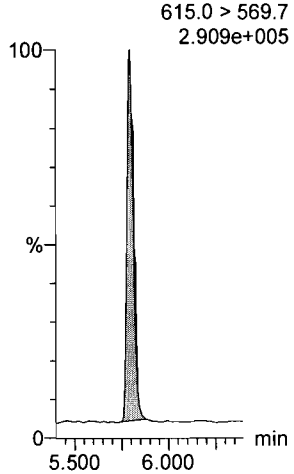

d3-N-MeFOSA

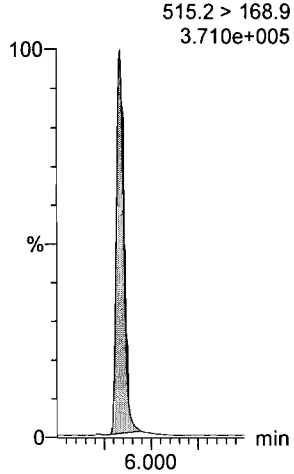

13C2-PFTeDA

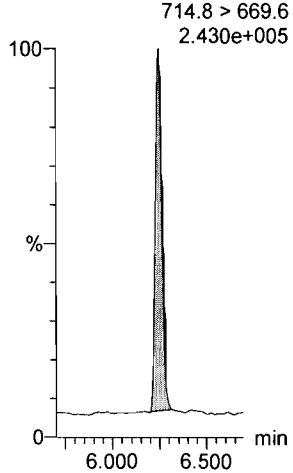

13C2-PFTeDA

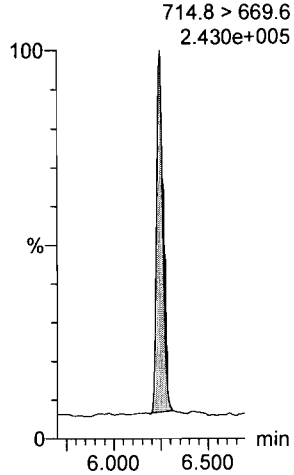

d5-N-ETFOSA

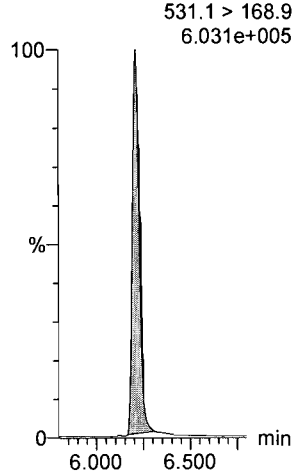

13C2-PFHxDA

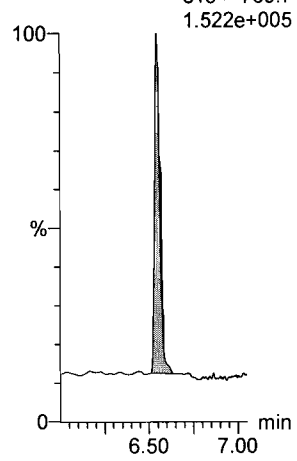

Dataset: U:\Q4.PRO\results\171222M2\171222M2-CRV.qld

Last Altered: Saturday, December 23, 2017 13:10:06 Pacific Standard Time
Printed: Saturday, December 23, 2017 13:10:48 Pacific Standard Time

Name: 171222M2_9, Date: 22-Dec-2017, Time: 18:13:31, ID: ST171222M2-8 PFC CS5 17K2812, Description: PFC CS5 17K2812

PFODA
F61:MRM of 1 channel,ES-
913.1 > 868.8
2.180e+006

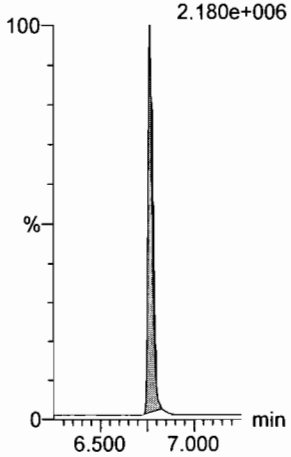

N-MeFOSE
F52:MRM of 1 channel,ES-
616.1 > 58.9
1.520e+006

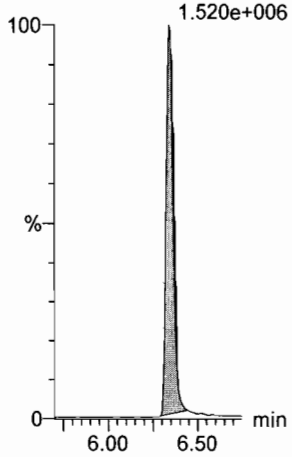

N-EtFOSE
F54:MRM of 1 channel,ES-
630.1 > 58.9
2.120e+006

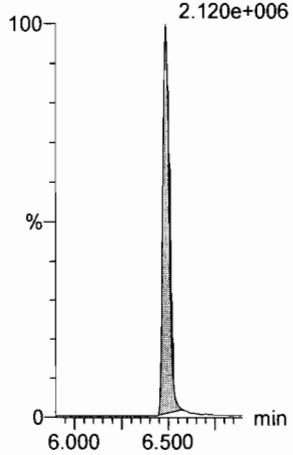

13C4-PFBA
F3:MRM of 1 channel,ES-
217. > 171.8
1.896e+005

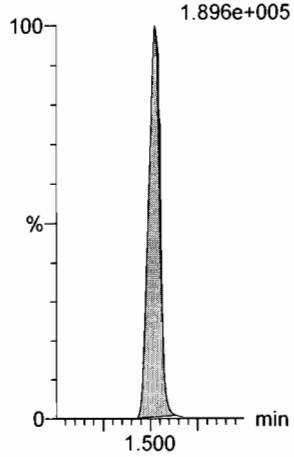

13C5-PFHxA
F10:MRM of 1 channel,ES-
318 > 272.9
5.413e+005

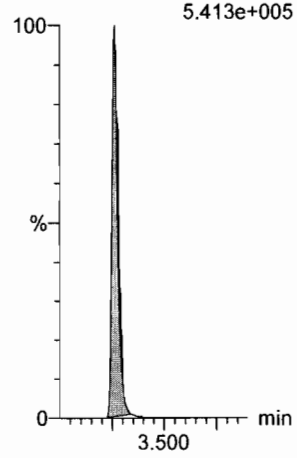

13C3-PFHxS
F16:MRM of 1 channel,ES-
401.9 > 79.9
9.136e+004

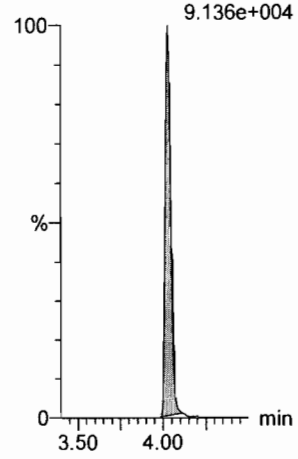

13C2-PFHxDA
F60:MRM of 1 channel,ES-
815 > 769.7
1.522e+005

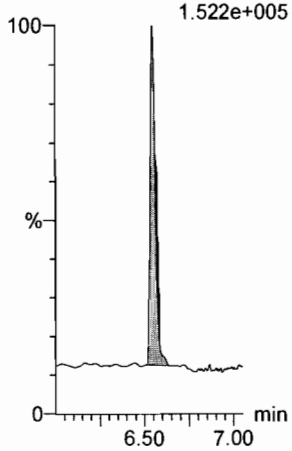

d7-N-MeFOSE
F53:MRM of 1 channel,ES-
623.1 > 58.9
5.094e+005

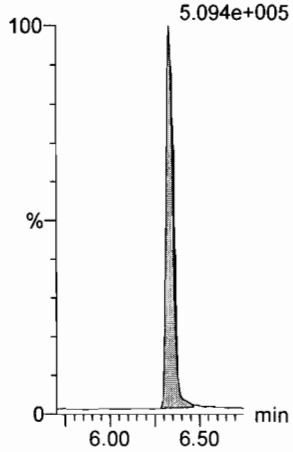

d9-N-EtFOSE
F55:MRM of 1 channel,ES-
639.2 > 58.8
7.203e+005

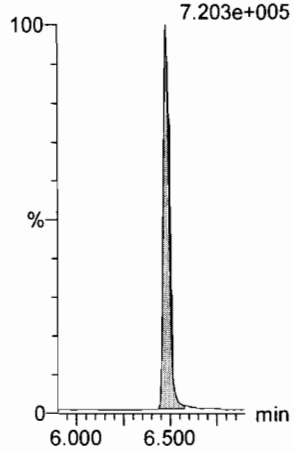

13C8-PFOA
F20:MRM of 1 channel,ES-
421.3 > 376
4.036e+005

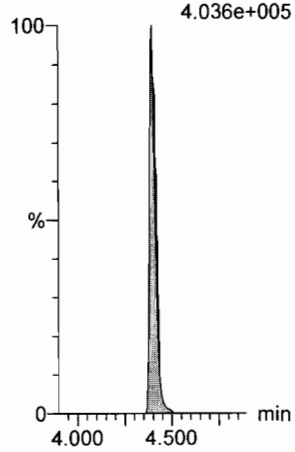

13C9-PFNA
F26:MRM of 1 channel,ES-
472.2 > 426.9
3.144e+005

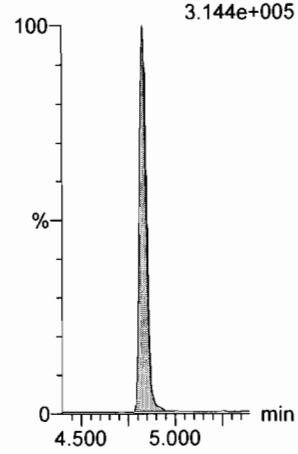

13C4-PFOS
F30:MRM of 1 channel,ES-
503 > 79.9
1.187e+005

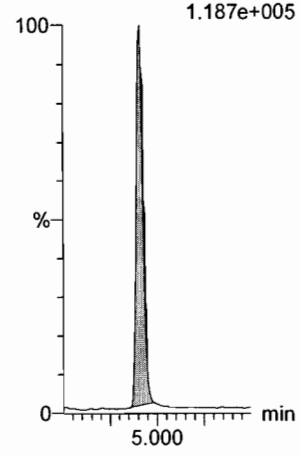

Dataset: U:\Q4.PRO\results\171222M2\171222M2-CRV.qld

Last Altered: Saturday, December 23, 2017 13:10:06 Pacific Standard Time
Printed: Saturday, December 23, 2017 13:10:48 Pacific Standard Time

Name: 171222M2_9, Date: 22-Dec-2017, Time: 18:13:31, ID: ST171222M2-8 PFC CS5 17K2812, Description: PFC CS5 17K2812

13C6-PFDA

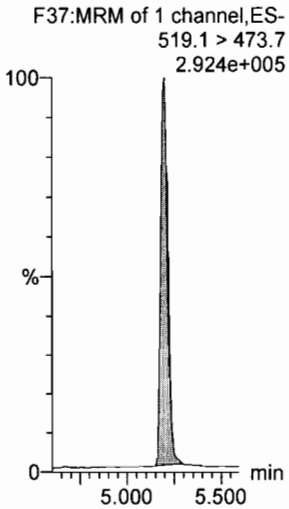

13C7-PFUdA

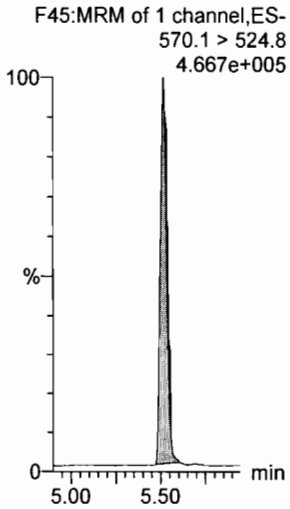

Dataset: U:\Q4.PRO\results\171222M2\171222M2-CRV.qld

Last Altered: Saturday, December 23, 2017 13:10:06 Pacific Standard Time
Printed: Saturday, December 23, 2017 13:10:48 Pacific Standard Time

Name: 171222M2_10, Date: 22-Dec-2017, Time: 18:24:42, ID: ST171222M2-9 PFC CS6 17L2002, Description: PFC CS6 17L2002

PFBA

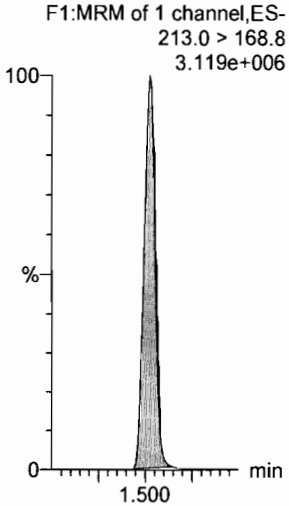

PFPeA

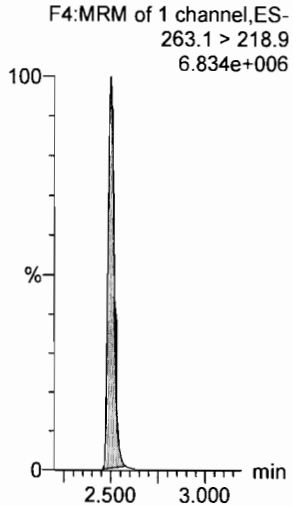

PFBS

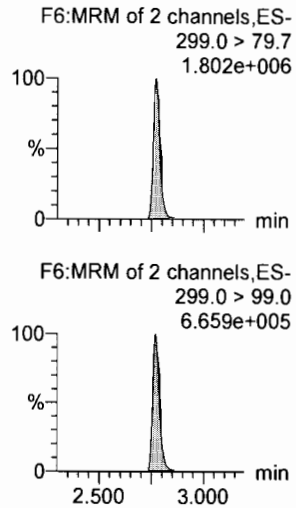

PFHxA

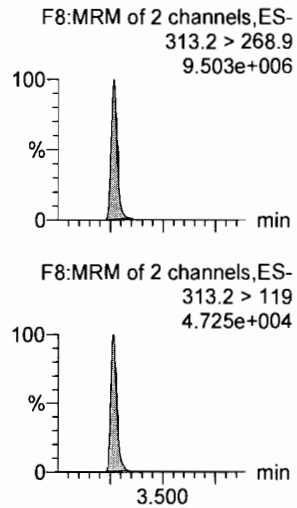

PFHpA

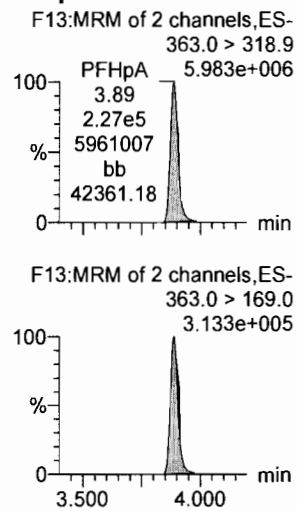

L-PFHxS

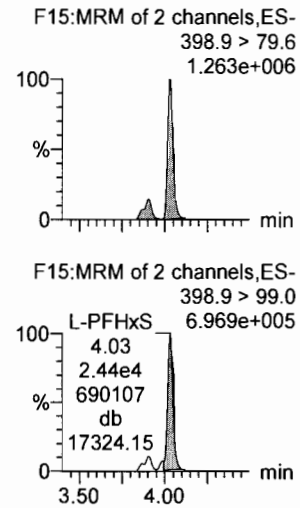

13C3-PFBA

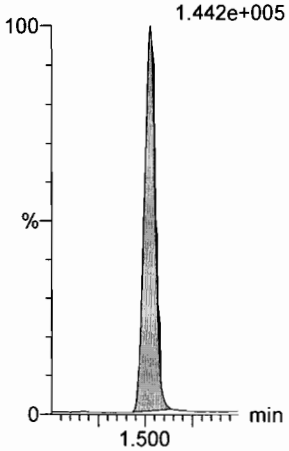

13C3-PFPeA

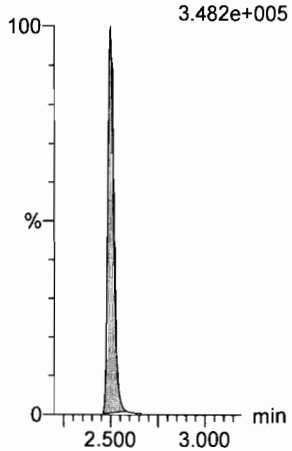

13C3-PFBS

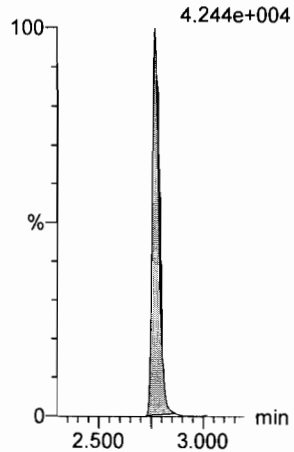

13C2-PFHxA

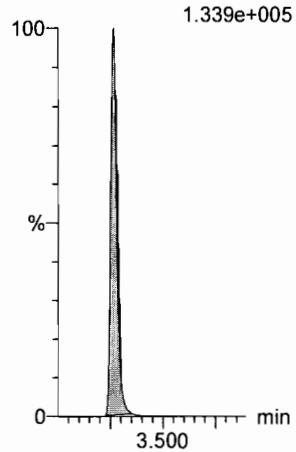

13C4-PFHpA

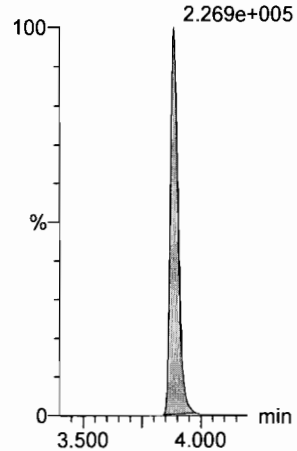

18O2-PFHxS

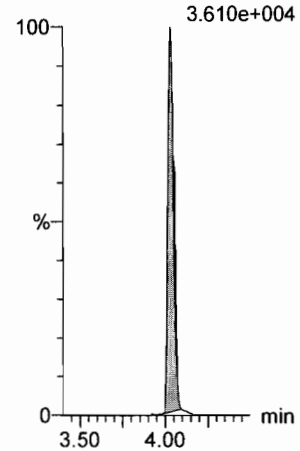

Dataset: U:\Q4.PRO\results\171222M2\171222M2-CRV.qld

Last Altered: Saturday, December 23, 2017 13:10:06 Pacific Standard Time
Printed: Saturday, December 23, 2017 13:10:48 Pacific Standard Time

Name: 171222M2_10, Date: 22-Dec-2017, Time: 18:24:42, ID: ST171222M2-9 PFC CS6 17L2002, Description: PFC CS6 17L2002

6:2 FTS

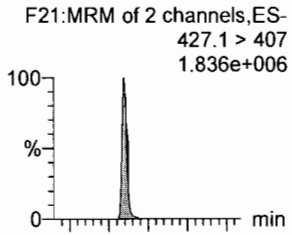

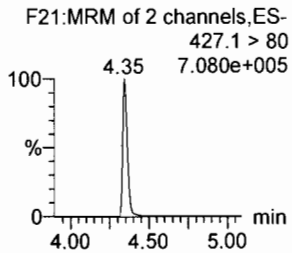

L-PFOA

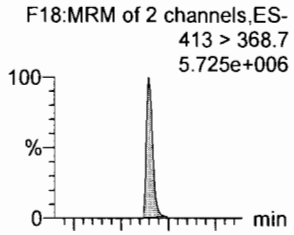

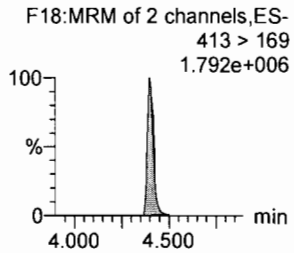

PFHpS

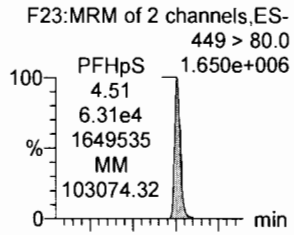

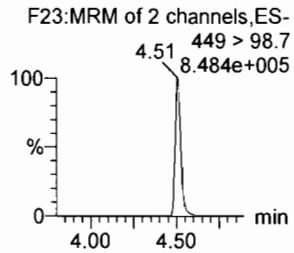

PFNA

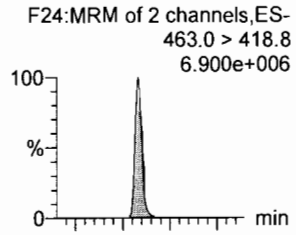

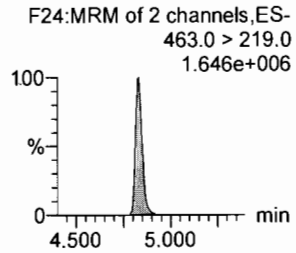

PFOSA

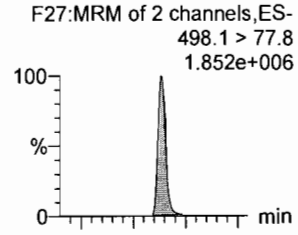

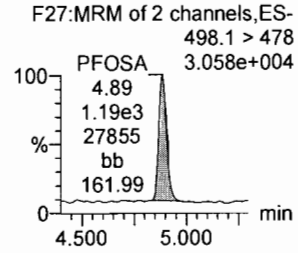

L-PFOS

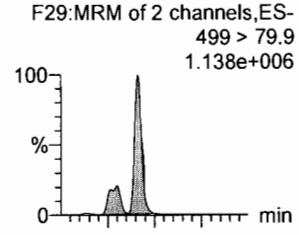

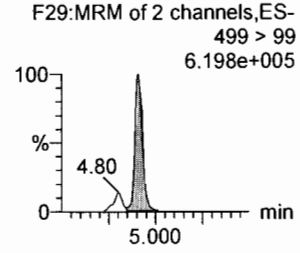

13C2-6:2 FTS

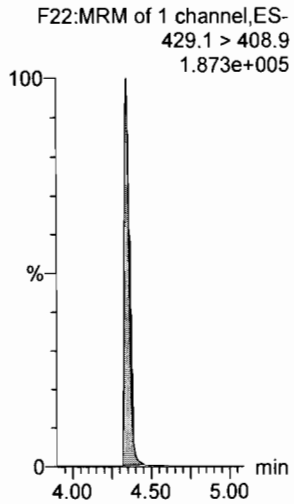

13C2-PFOA

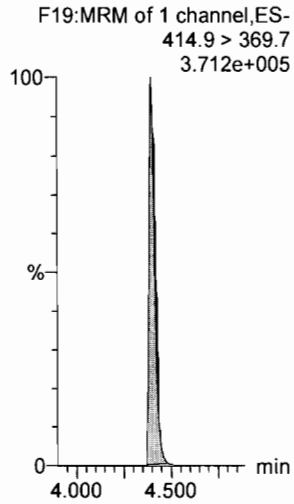

13C3-PFBS



13C5-PFNA

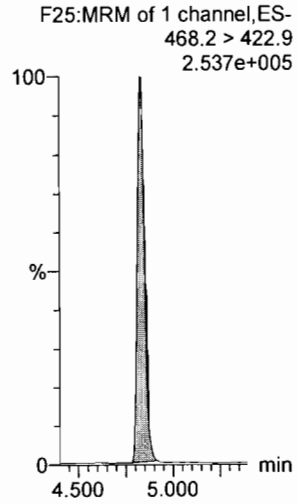

13C8-PFOSA

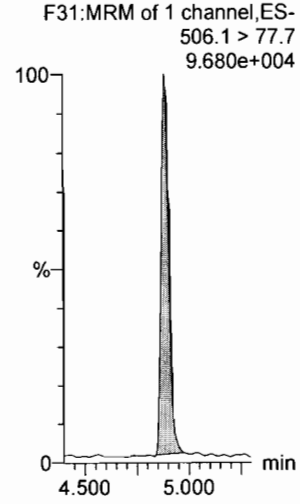

13C8-PFOS

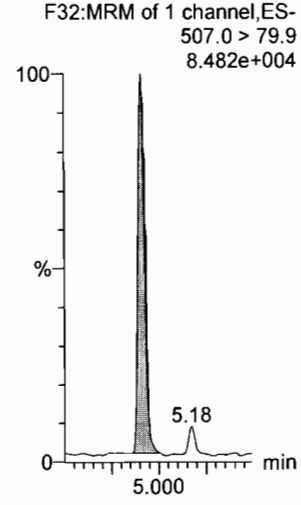

Dataset: U:\Q4.PRO\results\171222M2\171222M2-CRV.qld

Last Altered: Saturday, December 23, 2017 13:10:06 Pacific Standard Time
Printed: Saturday, December 23, 2017 13:10:48 Pacific Standard Time

Name: 171222M2_10, Date: 22-Dec-2017, Time: 18:24:42, ID: ST171222M2-9 PFC CS6 17L2002, Description: PFC CS6 17L2002

PFDA

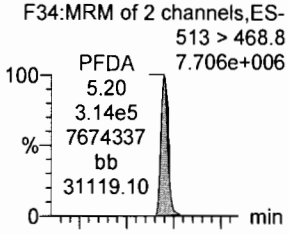

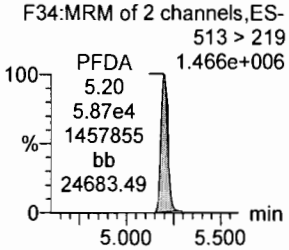

8:2 FTS

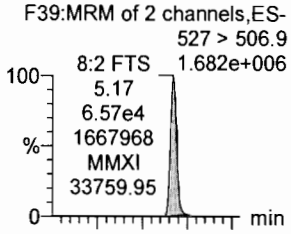

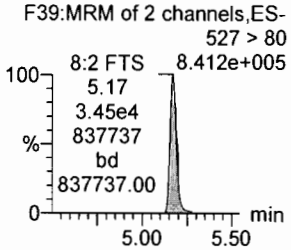

N-MeFOSAA

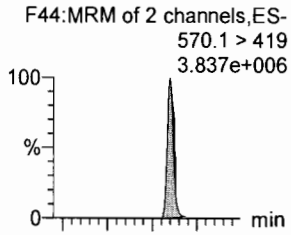

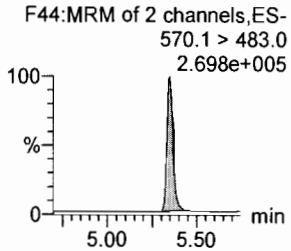

N-EtFOSAA

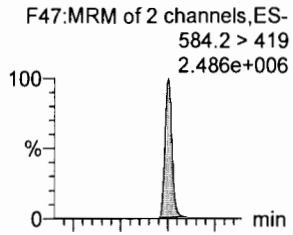

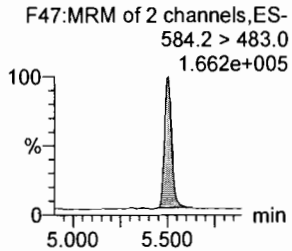

PFUdA

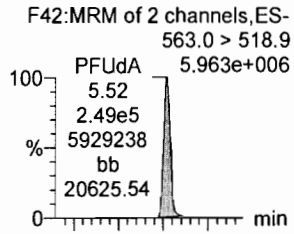

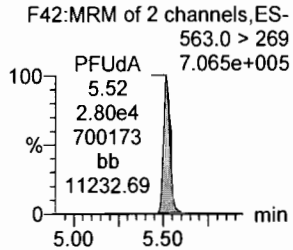

PFDS

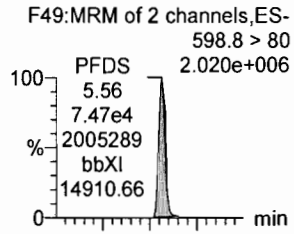

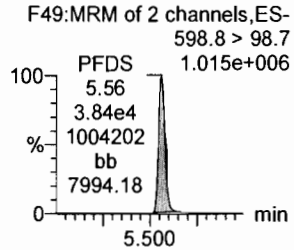

13C2-PFDA

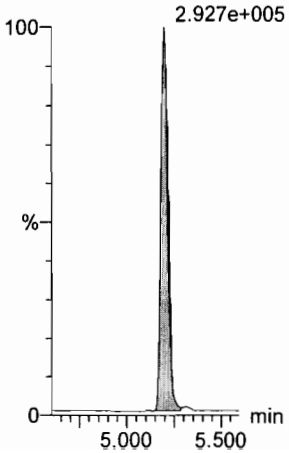

13C2-8:2 FTS

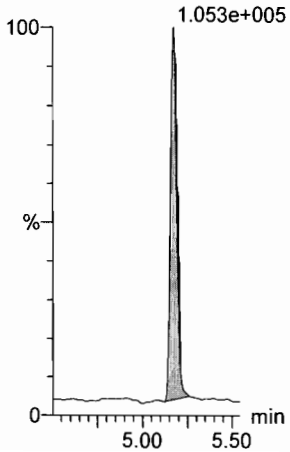

d3-N-MeFOSAA

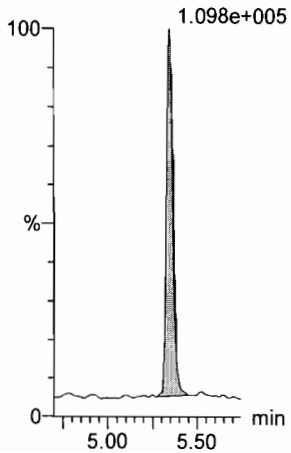

d5-N-EtFOSAA

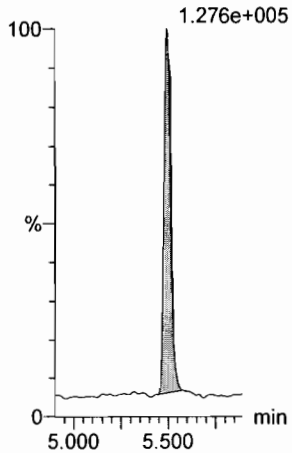

13C2-PFUdA

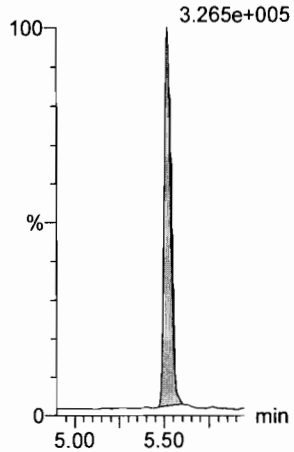

13C2-PFUdA

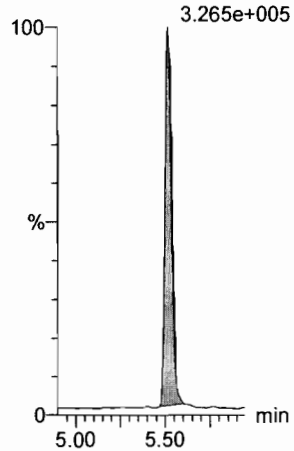

Dataset: U:\Q4.PRO\results\171222M2\171222M2-CRV.qld

Last Altered: Saturday, December 23, 2017 13:10:06 Pacific Standard Time
Printed: Saturday, December 23, 2017 13:10:48 Pacific Standard Time

Name: 171222M2_10, Date: 22-Dec-2017, Time: 18:24:42, ID: ST171222M2-9 PFC CS6 17L2002, Description: PFC CS6 17L2002

PFDoA

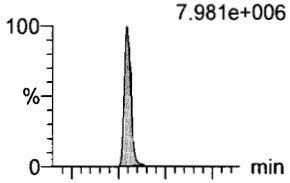

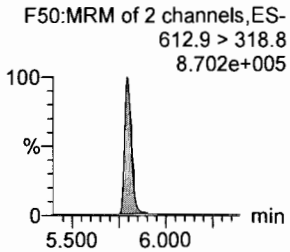

N-MeFOSA

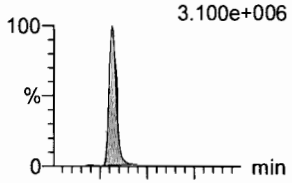

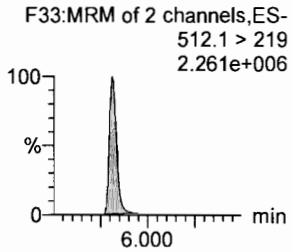

PFTrDA

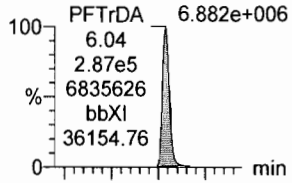

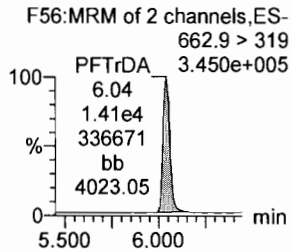

PFTeDA

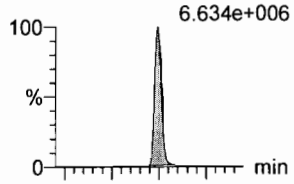

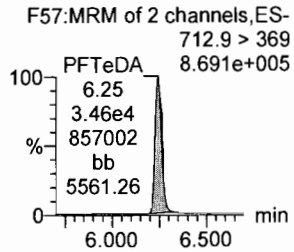

N-EtFOSA

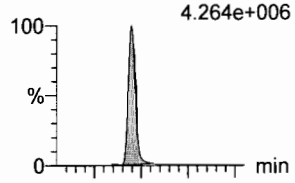

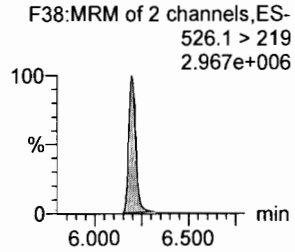

PFHxDA

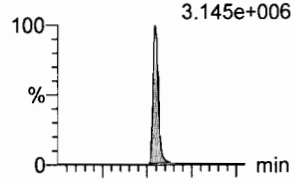

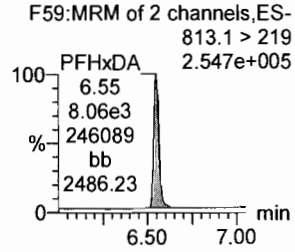

13C2-PFDoA

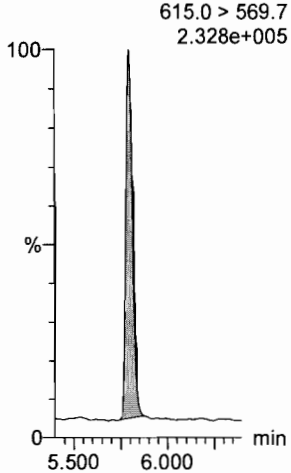

d3-N-MeFOSA

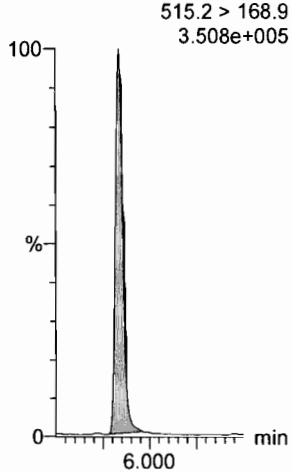

13C2-PFTeDA

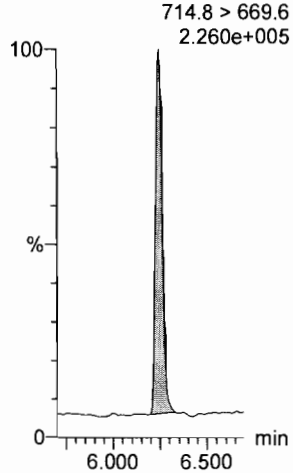

13C2-PFTeDA

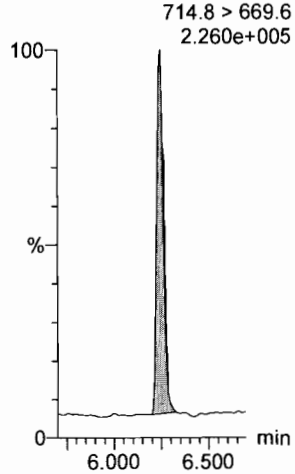

d5-N-ETFOSA

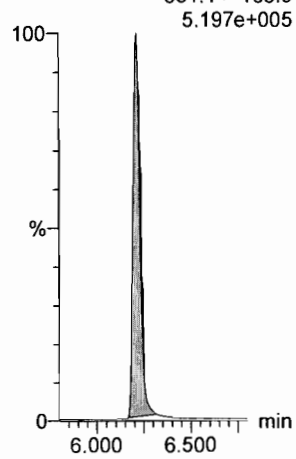

13C2-PFHxDA

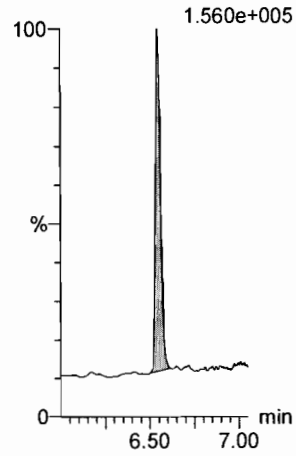

Dataset: U:\Q4.PRO\results\171222M2\171222M2-CRV.qld

Last Altered: Saturday, December 23, 2017 13:10:06 Pacific Standard Time
Printed: Saturday, December 23, 2017 13:10:48 Pacific Standard Time

Name: 171222M2_10, Date: 22-Dec-2017, Time: 18:24:42, ID: ST171222M2-9 PFC CS6 17L2002, Description: PFC CS6 17L2002

PFODA
F61:MRM of 1 channel,ES-
913.1 > 868.8
4.453e+006

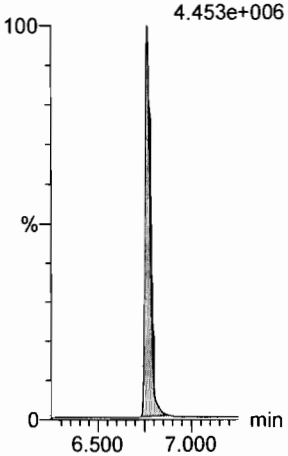

N-MeFOSE
F52:MRM of 1 channel,ES-
616.1 > 58.9
4.024e+006

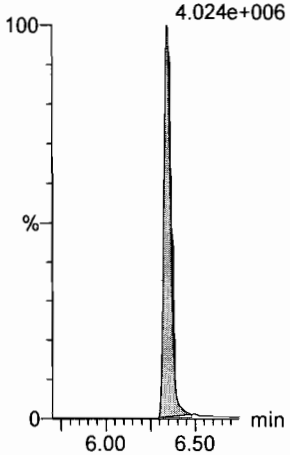

N-EtFOSE
F54:MRM of 1 channel,ES-
630.1 > 58.9
6.011e+006

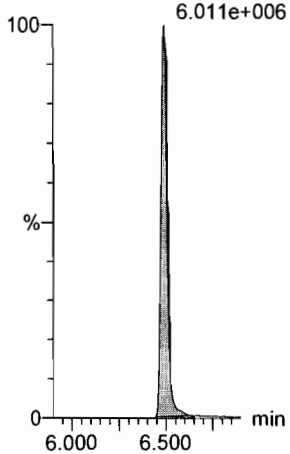

13C4-PFBA
F3:MRM of 1 channel,ES-
217. > 171.8
1.747e+005

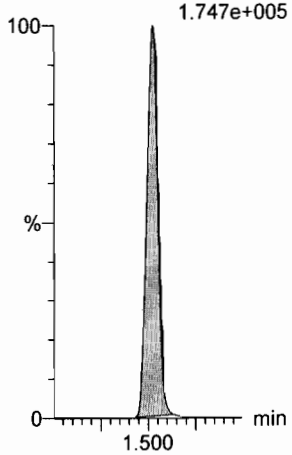

13C5-PFHxA
F10:MRM of 1 channel,ES-
318 > 272.9
4.898e+005

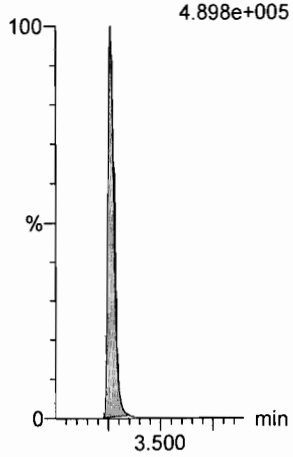

13C3-PFHxS
F16:MRM of 1 channel,ES-
401.9 > 79.9
9.191e+004



13C2-PFHxDA
F60:MRM of 1 channel,ES-
815 > 769.7
1.560e+005

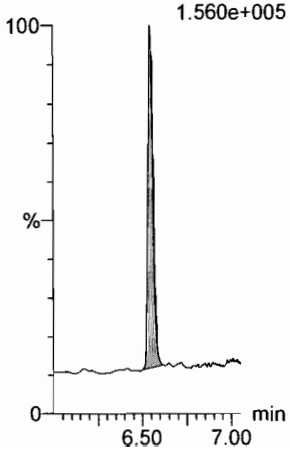

d7-N-MeFOSE
F53:MRM of 1 channel,ES-
623.1 > 58.9
4.320e+005

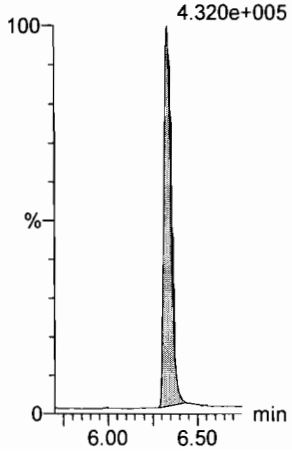

d9-N-EtFOSE
F55:MRM of 1 channel,ES-
639.2 > 58.8
5.540e+005

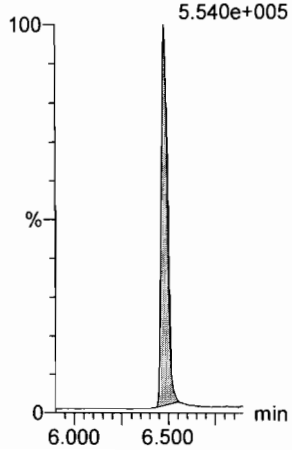

13C8-PFOA
F20:MRM of 1 channel,ES-
421.3 > 376
2.940e+005

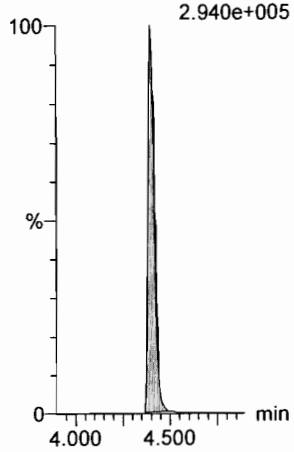

13C9-PFNA
F26:MRM of 1 channel,ES-
472.2 > 426.9
3.315e+005

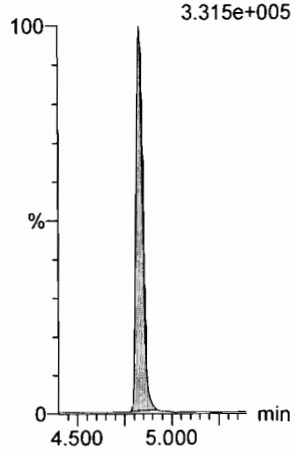

13C4-PFOS
F30:MRM of 1 channel,ES-
503 > 79.9
9.085e+004

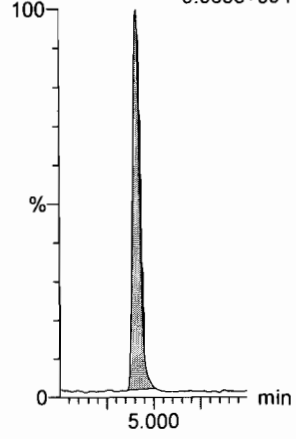

Dataset: U:\Q4.PRO\results\171222M2\171222M2-CRV.qld

Last Altered: Saturday, December 23, 2017 13:10:06 Pacific Standard Time
Printed: Saturday, December 23, 2017 13:10:48 Pacific Standard Time

Name: 171222M2_10, Date: 22-Dec-2017, Time: 18:24:42, ID: ST171222M2-9 PFC CS6 17L2002, Description: PFC CS6 17L2002

13C6-PFDA

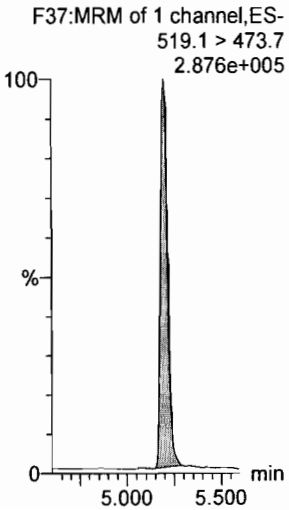

13C7-PFUdA

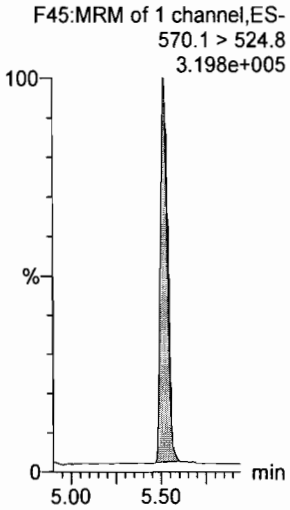

Quantify Sample Summary Report **MassLynx MassLynx V4.1 SCN 945**
Vista Analytical Laboratory

Dataset: U:\Q4.PRO\results\171222M2\171222M2-13.qld

Last Altered: Saturday, December 23, 2017 13:31:46 Pacific Standard Time
Printed: Saturday, December 23, 2017 13:32:08 Pacific Standard Time

(A) Not in ICV.

Method: U:\Q4.PRO\MethDB\PFAS_FULL_80C_122017.mdb 22 Dec 2017 12:22:23
Calibration: U:\Q4.PRO\CurveDB\C18_VAL-PFAS_Q4_12-22-17_OLDISRS.cdb 23 Dec 2017 13:25:20

Name: 171222M2_13, Date: 22-Dec-2017, Time: 18:58:14, ID: ICV171222M2-1 PFC ICV 17K2813, Description: PFC ICV 17K2813

	#	Name	Trace	Area	IS Area	RRF	Pred.RT	RT	y Axis Resp.	Conc.	%Rec
1	1	PFBA	213.0 > 168.8	1.23e4	1.22e4		1.80	1.53	12.6	11.5	114.8
2	2	PFPeA	263.1 > 218.9	1.56e4	1.66e4		2.55	2.50	11.7	12.1	120.6
3	3	PFBS	299.0 > 79.7	3.68e3	2.19e3		3.05	2.77	21.0	10.3	103.1
4	4	PFHxA	313.2 > 268.9	1.88e4	5.57e3		3.55	3.26	16.9	12.4	124.4
5	5	PFHpA	363.0 > 318.9	1.40e4	1.16e4		4.18	3.89	15.1	11.1	111.0
6	6	L-PFHxS	398.9 > 79.6	2.90e3	1.83e3		4.10	4.03	19.8	11.0	109.7
7	8	6:2 FTS	427.1 > 407	4.09e3	4.69e3		4.63	4.34	10.9	11.8	118.2
8	9	L-PFOA	413 > 368.7	1.54e4	1.74e4		4.52	4.40	11.1	12.4	124.3
9	11	PFHpS	449 > 80.0	3.71e3	1.74e4		4.78	4.51	2.66	11.5	115.2
10	12	PFNA	463.0 > 418.8	1.77e4	1.48e4		5.10	4.82	15.0	11.4	113.8
11	13	PFOSA	498.1 > 77.8	4.53e3	5.31e3		4.81	4.88	10.7	11.3	112.8
12	14	L-PFOS	499 > 79.9	3.84e3	4.48e3		4.96	4.91	10.7	11.7	116.5
13	16	PFDA	513 > 468.8	1.70e4	1.45e4		5.47	5.19	14.7	12.9	128.9
14	17	8:2 FTS	527 > 506.9	3.95e3	2.51e3		5.44	5.17	19.7	10.9	108.9
15	18	N-MeFOSAA	570.1 > 419	9.48e3	6.46e3		5.60	5.34	18.3	11.1	110.5
16	19	N-EtFOSAA	584.2 > 419	6.55e3	7.00e3		5.76	5.50	11.7	12.8	128.1
17	20	PFUdA	563.0 > 518.9	1.50e4	1.72e4		5.78	5.52	10.9	11.9	118.8
18	21	PFDS	598.8 > 80	4.66e3	1.72e4		5.80	5.56	3.38	11.7	117.1
19	22	PFDoA	612.9 > 569.0	1.68e4	1.04e4		6.06	5.79	20.2	12.8	127.9
20	23	N-MeFOSA	512.1 > 168.9		2.06e4		5.80				(A)
21	24	PFTrDA	662.9 > 618.9	1.63e4	1.04e4		6.25	6.03	19.6	9.84	98.4
22	25	PFTeDA	712.9 > 668.8	1.65e4	1.17e4		6.46	6.24	17.7	11.5	115.2
23	26	N-EtFOSA	526.1 > 168.9		3.24e4		6.30				(A)
24	27	PFHxDA	813.1 > 768.6	1.28e2	4.91e3		6.75	6.55	0.130		
25	28	PFODA	913.1 > 868.8		4.91e3		6.95				
26	29	N-MeFOSE	616.1 > 58.9		3.02e4		6.30				
27	30	N-EtFOSE	630.1 > 58.9		2.56e4		6.42				
28	31	13C3-PFBA	216.1 > 171.8	1.22e4	1.40e4	0.862	1.80	1.53	10.9	12.6	101.1
29	32	13C3-PFPeA	266. > 221.8	1.66e4	2.00e4	0.847	2.55	2.50	10.4	12.3	98.1
30	33	13C3-PFBS	302. > 98.8	2.19e3	2.00e4	0.104	3.05	2.77	1.37	13.2	105.7
31	34	13C2-PFHxA	315 > 269.8	5.57e3	2.00e4	0.728	3.55	3.26	3.48	4.78	95.6

70-130

50-150

OM 12/23/17

12/23/2017

Dataset: U:\Q4.PRO\results\171222M2\171222M2-13.qld

Last Altered: Saturday, December 23, 2017 13:31:46 Pacific Standard Time
Printed: Saturday, December 23, 2017 13:32:08 Pacific Standard Time

Name: 171222M2_13, Date: 22-Dec-2017, Time: 18:58:14, ID: ICV171222M2-1 PFC ICV 17K2813, Description: PFC ICV 17K2813

	#	Name	Trace	Area	IS Area	RRF	Pred.RT	RT	y Axis Resp.	Conc.	%Rec
32	35	13C4-PFHpA	367.2 > 321.8	1.16e4	2.00e4	0.576	4.18	3.89	7.27	12.6	101.1
33	36	18O2-PFHxS	403.0 > 102.6	1.83e3	4.21e3	0.422	4.10	4.03	5.43	12.9	102.8
34	37	13C2-6:2 FTS	429.1 > 408.9	4.69e3	1.62e4	0.308	4.63	4.34	3.62	11.8	94.1
35	38	13C2-PFOA	414.9 > 369.7	1.74e4	1.62e4	1.220	4.52	4.40	13.5	11.0	88.2
36	39	13C5-PFNA	468.2 > 422.9	1.48e4	1.65e4	0.914	5.10	4.82	11.2	12.2	98.0
37	40	13C8-PFOSA	506.1 > 77.7	5.31e3	1.88e4	0.301	4.81	4.88	3.53	11.7	93.7
38	41	13C8-PFOS	507.0 > 79.9	4.48e3	4.87e3	0.989	5.20	4.91	11.5	11.6	93.1
39	42	13C2-PFDA	515.1 > 469.9	1.45e4	1.26e4	1.249	5.47	5.20	14.4	11.5	92.2
40	43	13C2-8:2 FTS	529.1 > 508.7	2.51e3	2.00e4	0.147	5.44	5.17	1.57	10.6	85.1
41	44	d3-N-MeFOSAA	573.3 > 419	6.46e3	1.88e4	0.336	5.60	5.34	4.29	12.8	102.3
42	45	d5-N-EtFOSAA	589.3 > 419	7.00e3	1.88e4	0.417	5.60	5.49	4.65	11.2	89.3
43	46	13C2-PFUdA	565 > 519.8	1.72e4	1.88e4	1.034	5.78	5.51	11.4	11.1	88.6
44	47	13C2-PFDoA	615.0 > 569.7	1.04e4	1.88e4	0.722	6.05	5.79	6.91	9.58	76.6
45	48	d3-N-MeFOSA	515.2 > 168.9	2.06e4	1.88e4	0.099	5.80	5.83	13.7	139	92.6
46	49	13C2-PFTeDA	714.8 > 669.6	1.17e4	1.88e4	0.627	6.46	6.24	7.74	12.3	98.7
47	50	d5-N-ETFOSA	531.1 > 168.9	3.24e4	1.88e4	0.154	6.16	6.21	21.5	140	93.3
48	51	13C2-PFHxDA	815 > 769.7	4.91e3	1.88e4	0.790	6.75	6.55	3.26	4.13	82.6
49	52	d7-N-MeFOSE	623.1 > 58.9	3.02e4	1.88e4	0.131	6.30	6.33	20.1	154	102.5
50	53	d9-N-EtFOSE	639.2 > 58.8	2.56e4	1.88e4	0.139	6.42	6.48	17.0	122	81.3
51	54	13C4-PFBA	217. > 171.8	1.40e4	1.40e4	1.000	1.80	1.52	12.5	12.5	100.0
52	55	13C5-PFHxA	318 > 272.9	2.00e4	2.00e4	1.000	3.55	3.26	12.5	12.5	100.0
53	56	13C3-PFHxS	401.9 > 79.9	4.21e3	4.21e3	1.000	4.30	4.03	12.5	12.5	100.0
54	57	13C8-PFOA	421.3 > 376	1.62e4	1.62e4	1.000	4.68	4.40	12.5	12.5	100.0
55	58	13C9-PFNA	472.2 > 426.9	1.65e4	1.65e4	1.000	5.10	4.82	12.5	12.5	100.0
56	59	13C4-PFOS	503 > 79.9	4.87e3	4.87e3	1.000	5.20	4.91	12.5	12.5	100.0
57	60	13C6-PFDA	519.1 > 473.7	1.26e4	1.26e4	1.000	5.47	5.19	12.5	12.5	100.0
58	61	13C7-PFUdA	570.1 > 524.8	1.88e4	1.88e4	1.000	5.44	5.51	12.5	12.5	100.0

50-150

Vista Analytical Laboratory

Dataset: U:\Q4.PRO\results\171222M2\171222M2-13.qld

Last Altered: Saturday, December 23, 2017 13:31:46 Pacific Standard Time
Printed: Saturday, December 23, 2017 13:32:08 Pacific Standard Time

Method: U:\Q4.PRO\MethDB\PFAS_FULL_80C_122017.mdb 22 Dec 2017 12:22:23
Calibration: U:\Q4.PRO\CurveDB\C18_VAL-PFAS_Q4_12-22-17_OLDISRS.cdb 23 Dec 2017 13:25:20

Name: 171222M2_13, Date: 22-Dec-2017, Time: 18:58:14, ID: ICV171222M2-1 PFC ICV 17K2813, Description: PFC ICV 17K2813

PFBA

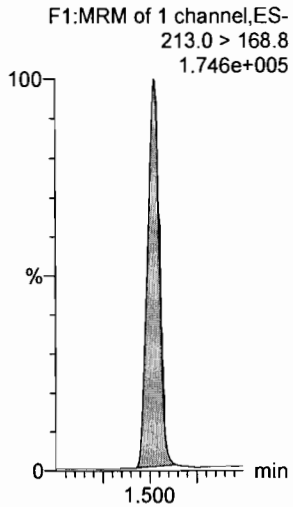

PFPeA

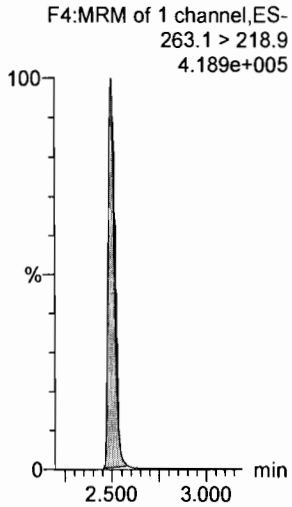

PFBS

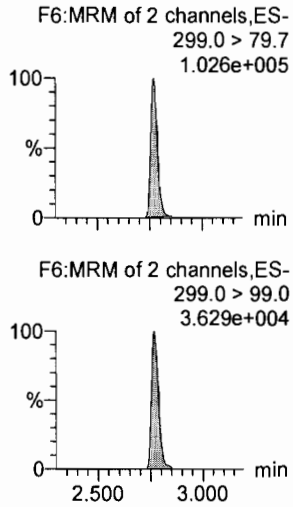

PFHxA

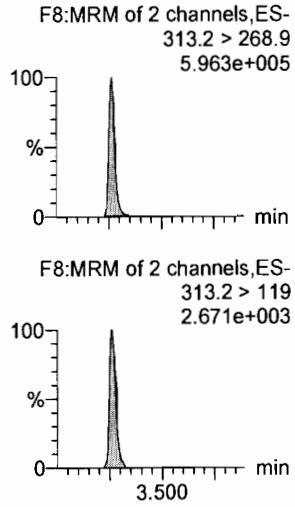

PFHpA

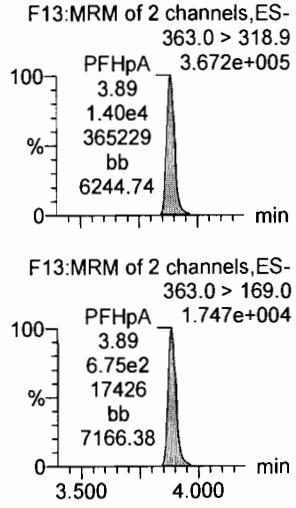

L-PFHxS

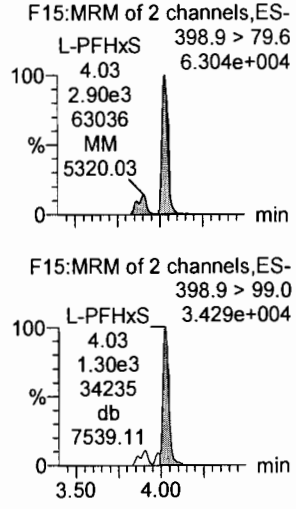

13C3-PFBA

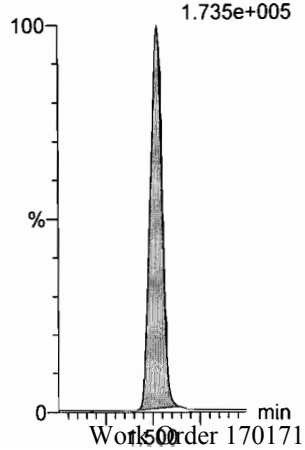

13C3-PFPeA

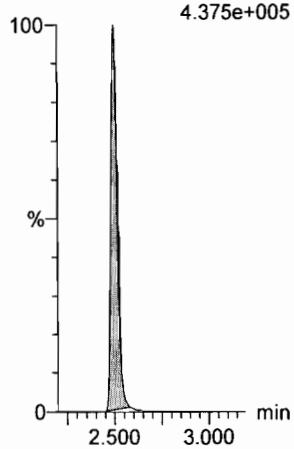

13C3-PFBS

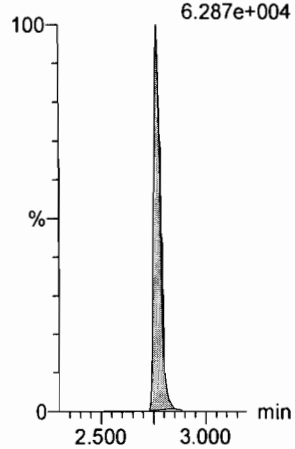

13C2-PFHxA

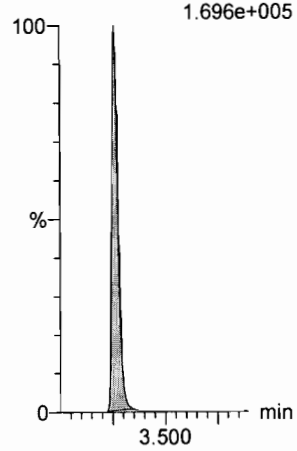

13C4-PFHpA

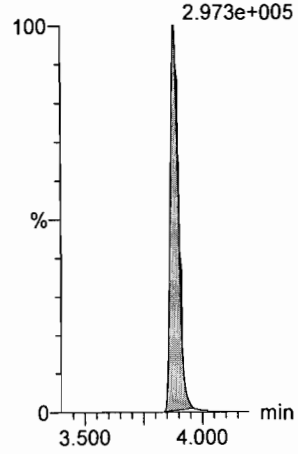

18O2-PFHxS

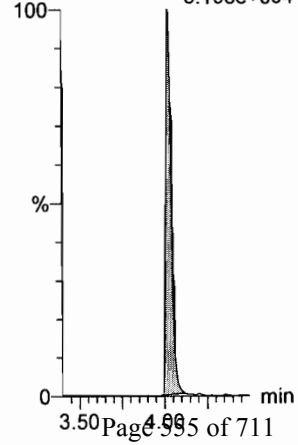

Dataset: U:\Q4.PRO\results\171222M2\171222M2-13.qld

Last Altered: Saturday, December 23, 2017 13:31:46 Pacific Standard Time
Printed: Saturday, December 23, 2017 13:32:08 Pacific Standard Time

Name: 171222M2_13, Date: 22-Dec-2017, Time: 18:58:14, ID: ICV171222M2-1 PFC ICV 17K2813, Description: PFC ICV 17K2813

6:2 FTS

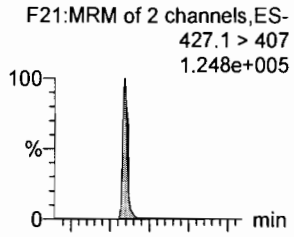

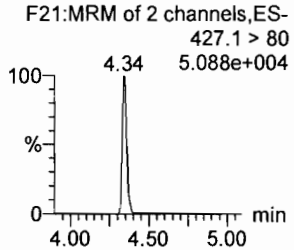

L-PFOA

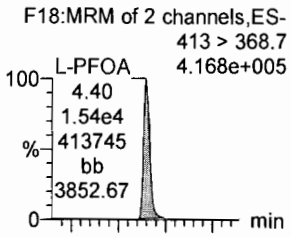

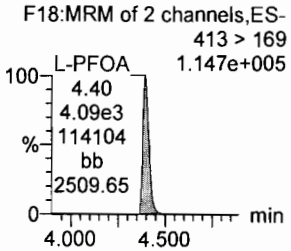

PFHpS

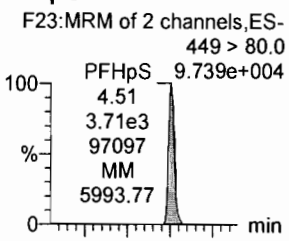

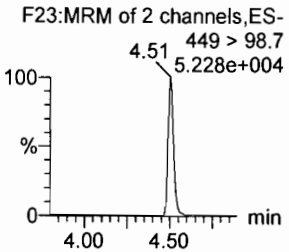

PFNA

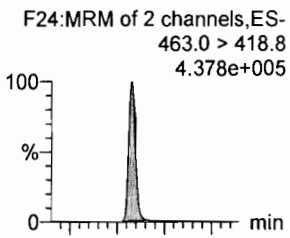

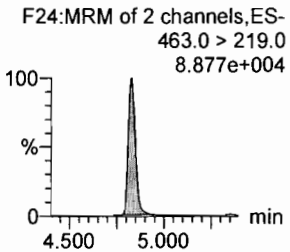

PFOSA

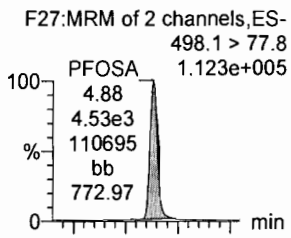

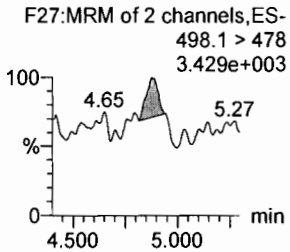

L-PFOS

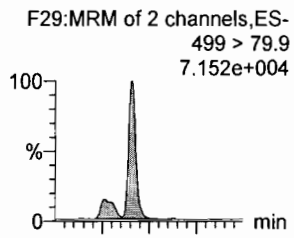

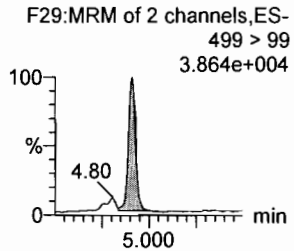

13C2-6:2 FTS

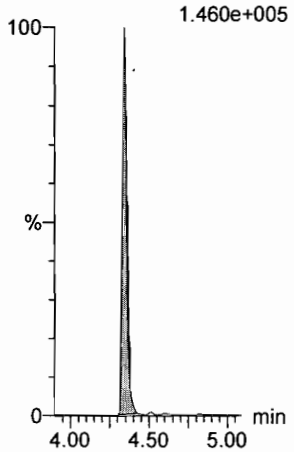

13C2-PFOA

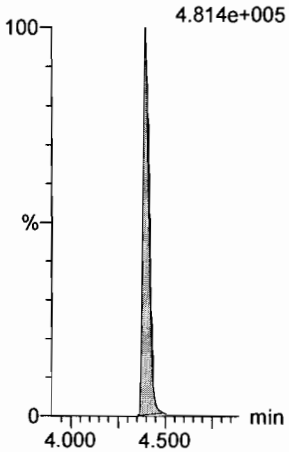

13C2-PFOA

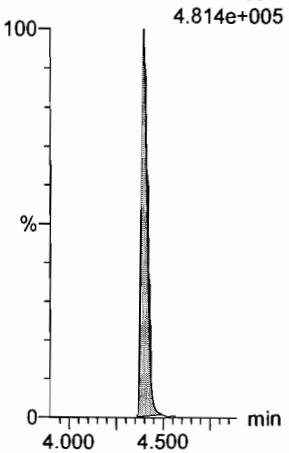

13C5-PFNA

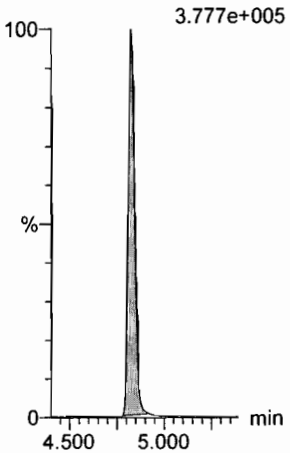

13C8-PFOSA

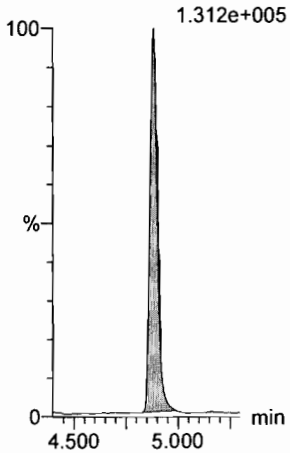

13C8-PFOS

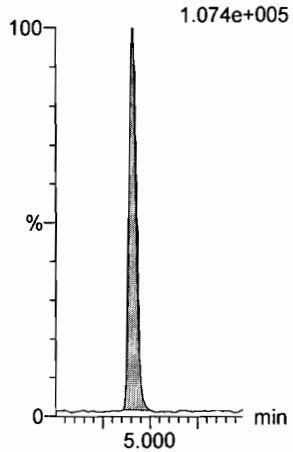

Dataset: U:\Q4.PRO\results\171222M2\171222M2-13.qld

Last Altered: Saturday, December 23, 2017 13:31:46 Pacific Standard Time
Printed: Saturday, December 23, 2017 13:32:08 Pacific Standard Time

Name: 171222M2_13, Date: 22-Dec-2017, Time: 18:58:14, ID: ICV171222M2-1 PFC ICV 17K2813, Description: PFC ICV 17K2813

PFDA

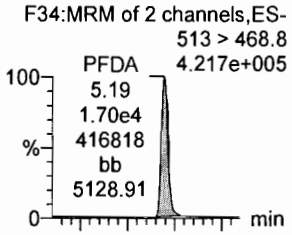

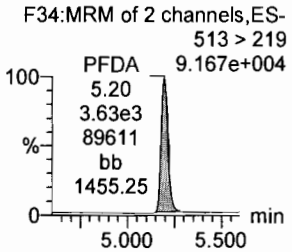

8:2 FTS

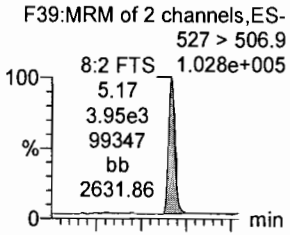

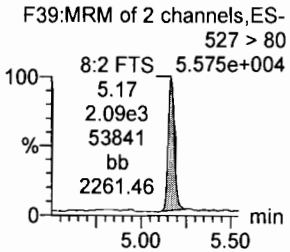

N-MeFOSAA

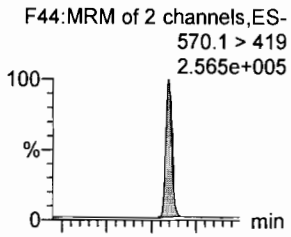

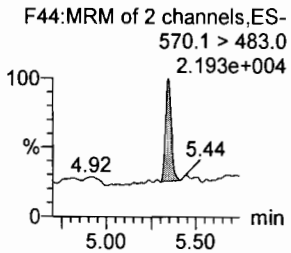

N-EtFOSAA

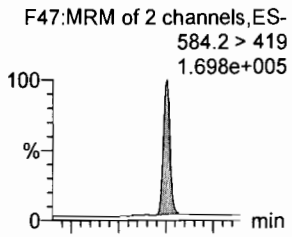

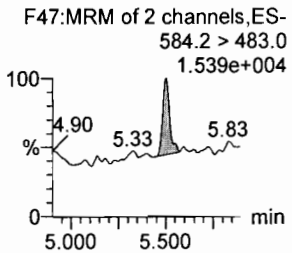

PFUdA

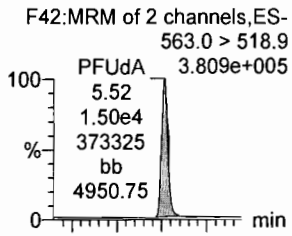

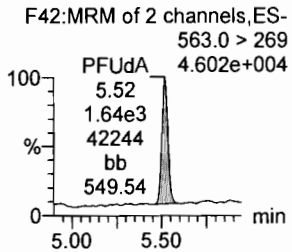

PFDS

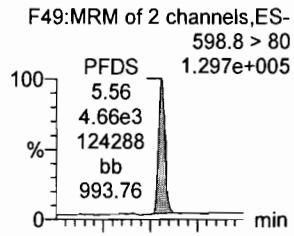

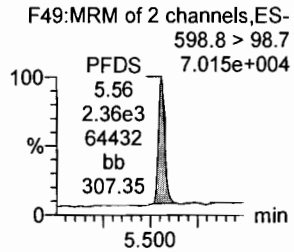

13C2-PFDA

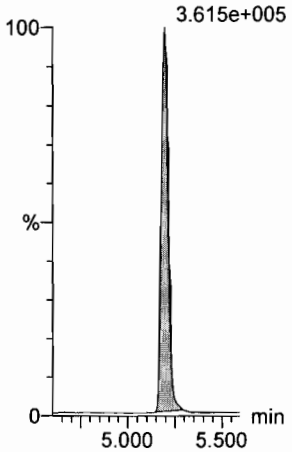

13C2-8:2 FTS

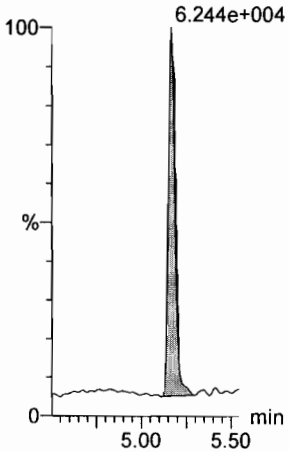

d3-N-MeFOSAA

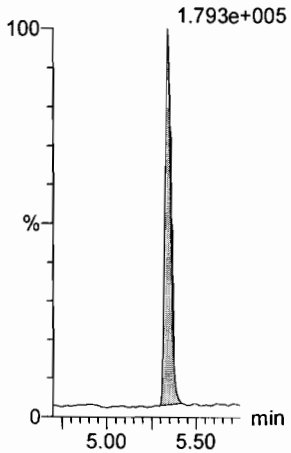

d5-N-EtFOSAA

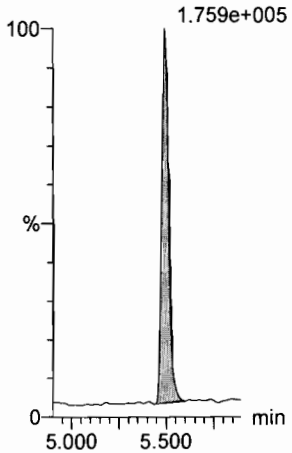

13C2-PFUdA

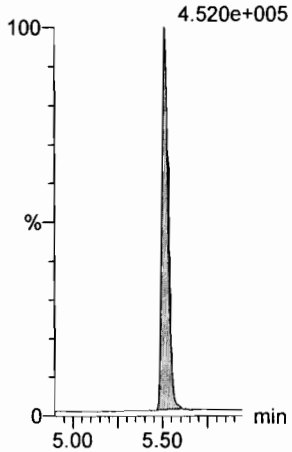

13C2-PFUdA

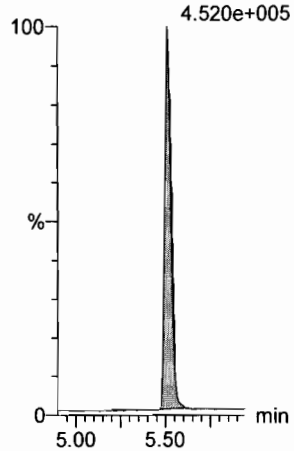

Dataset: U:\Q4.PRO\results\171222M2\171222M2-13.qld

Last Altered: Saturday, December 23, 2017 13:31:46 Pacific Standard Time
Printed: Saturday, December 23, 2017 13:32:08 Pacific Standard Time

Name: 171222M2_13, Date: 22-Dec-2017, Time: 18:58:14, ID: ICV171222M2-1 PFC ICV 17K2813, Description: PFC ICV 17K2813

PFDoA
F50:MRM of 2 channels,ES-
612.9 > 569.0
4.365e+005

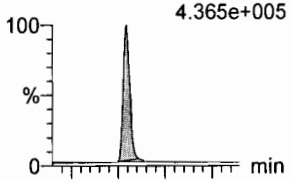

N-MeFOSA
F33:MRM of 2 channels,ES-
512.1 > 168.9
2.597e+003

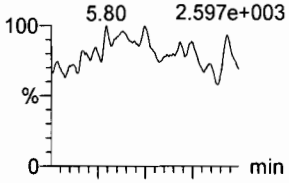

PFTrDA
F56:MRM of 2 channels,ES-
662.9 > 618.9
4.062e+005

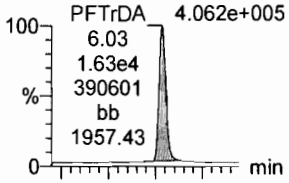

PFTeDA
F57:MRM of 2 channels,ES-
712.9 > 668.8
4.361e+005

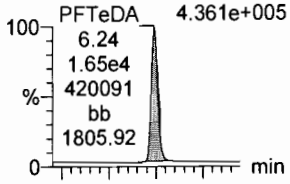

N-EtFOSA
F38:MRM of 2 channels,ES-
526.1 > 168.9
3.202e+003

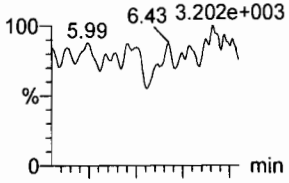

PFHxDA
F59:MRM of 2 channels,ES-
813.1 > 768.6
2.037e+004

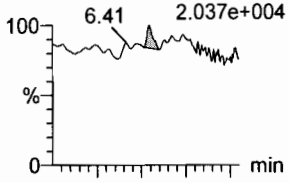

F50:MRM of 2 channels,ES-
612.9 > 318.8
6.446e+004

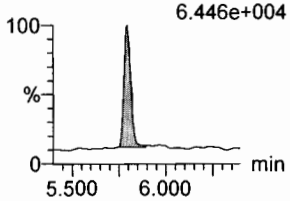

F33:MRM of 2 channels,ES-
512.1 > 219
2.566e+003

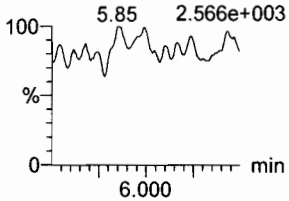

F56:MRM of 2 channels,ES-
662.9 > 319
2.699e+004

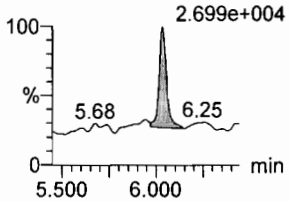

F57:MRM of 2 channels,ES-
712.9 > 369
4.884e+004

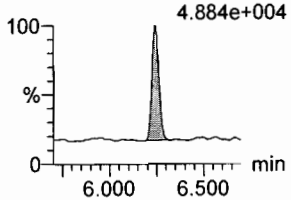

F38:MRM of 2 channels,ES-
526.1 > 219
3.284e+003

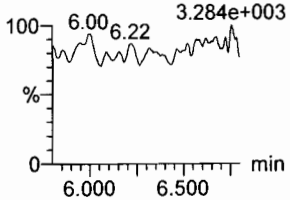

F59:MRM of 2 channels,ES-
813.1 > 219
8.502e+003

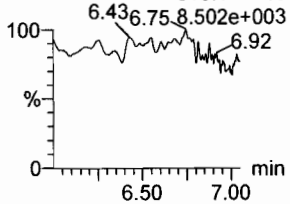

13C2-PFDoA
F51:MRM of 1 channel,ES-
615.0 > 569.7
2.684e+005

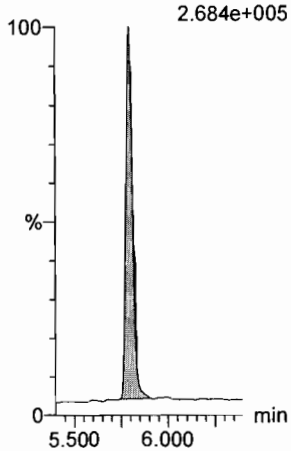

d3-N-MeFOSA
F36:MRM of 1 channel,ES-
515.2 > 168.9
4.788e+005

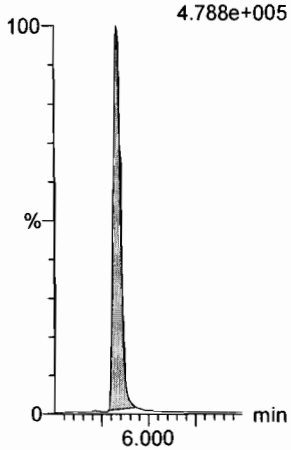

13C2-PFTeDA
F58:MRM of 2 channels,ES-
714.8 > 669.6
3.128e+005

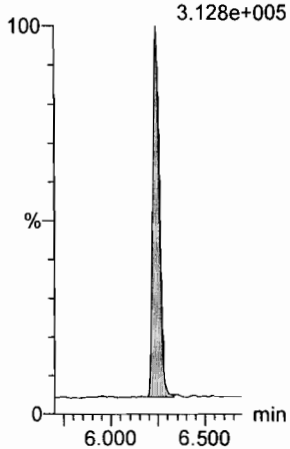

13C2-PFTeDA
F58:MRM of 2 channels,ES-
714.8 > 669.6
3.128e+005

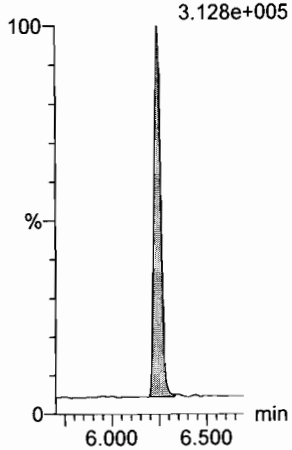

d5-N-ETFOSA
F41:MRM of 1 channel,ES-
531.1 > 168.9
7.693e+005

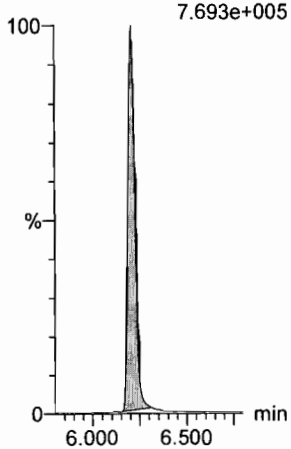

13C2-PFHxDA
F60:MRM of 1 channel,ES-
815 > 769.7
1.684e+005

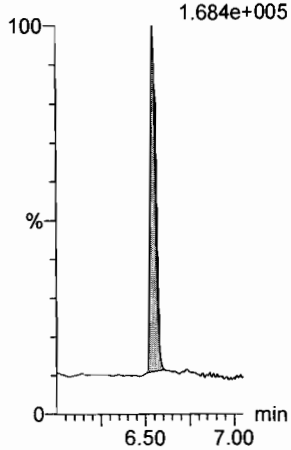

Dataset: U:\Q4.PRO\results\171222M2\171222M2-13.qld

Last Altered: Saturday, December 23, 2017 13:31:46 Pacific Standard Time
Printed: Saturday, December 23, 2017 13:32:08 Pacific Standard Time

Name: 171222M2_13, Date: 22-Dec-2017, Time: 18:58:14, ID: ICV171222M2-1 PFC ICV 17K2813, Description: PFC ICV 17K2813

PFODA
F61:MRM of 1 channel,ES-
913.1 > 868.8
2.328e+004

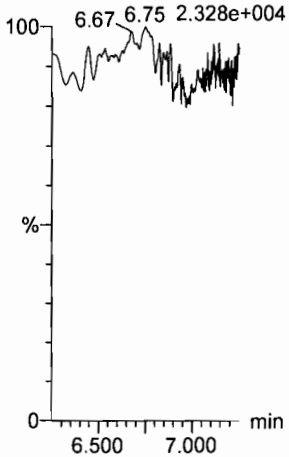

N-MeFOSE
F52:MRM of 1 channel,ES-
616.1 > 58.9
7.086e+003

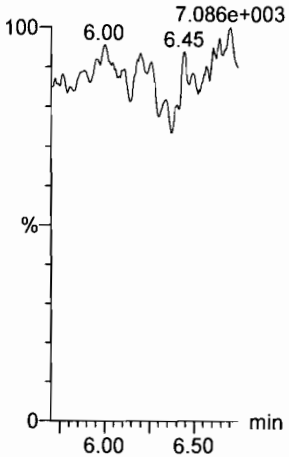

N-EtFOSE
F54:MRM of 1 channel,ES-
630.1 > 58.9
7.120e+003

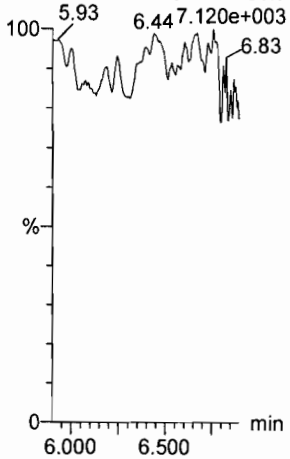

13C4-PFBA
F3:MRM of 1 channel,ES-
217. > 171.8
2.010e+005

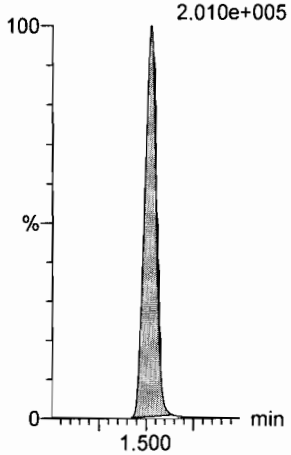

13C5-PFHxA
F10:MRM of 1 channel,ES-
318 > 272.9
6.091e+005

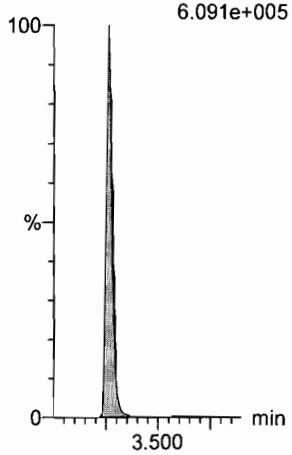

13C4-PFOS
F30:MRM of 1 channel,ES-
503 > 79.9
1.191e+005

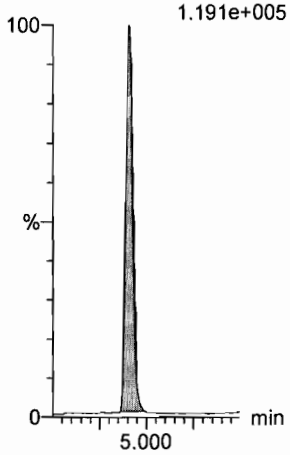

13C2-PFHxDA
F60:MRM of 1 channel,ES-
815 > 769.7
1.684e+005

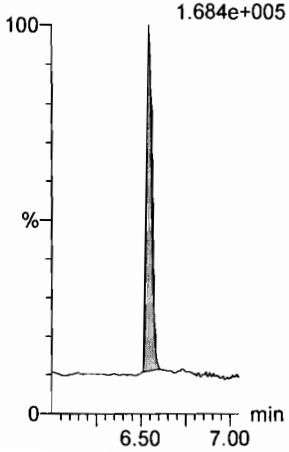

d7-N-MeFOSE
F53:MRM of 1 channel,ES-
623.1 > 58.9
7.188e+005

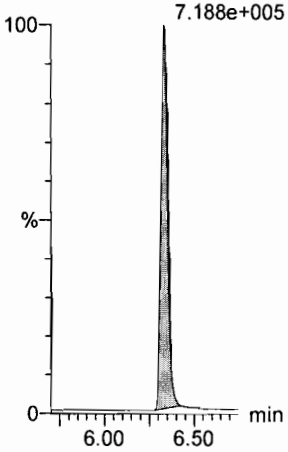

d9-N-EtFOSE
F55:MRM of 1 channel,ES-
639.2 > 58.8
6.863e+005

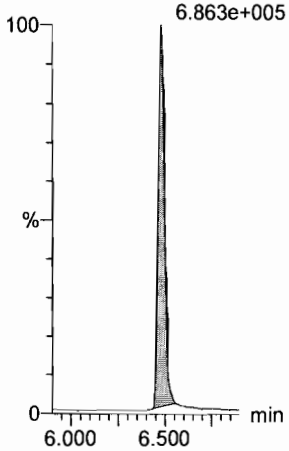

13C3-PFHxS
F16:MRM of 1 channel,ES-
401.9 > 79.9
1.195e+005

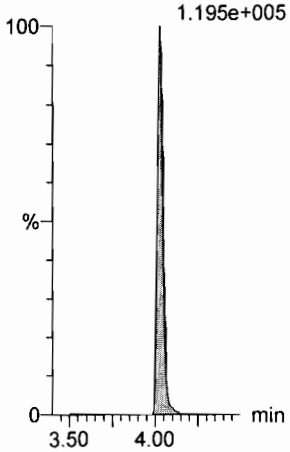

13C8-PFOA
F20:MRM of 1 channel,ES-
421.3 > 376
4.781e+005

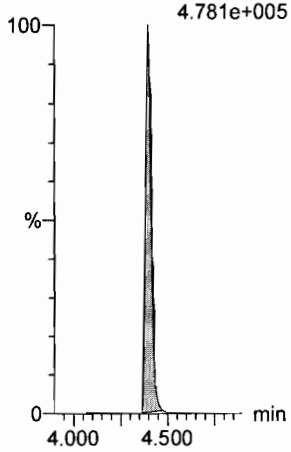

13C9-PFNA
F26:MRM of 1 channel,ES-
472.2 > 426.9
4.051e+005

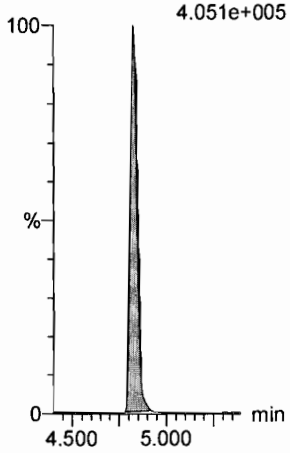

Dataset: U:\Q4.PRO\results\171222M2\171222M2-13.qld

Last Altered: Saturday, December 23, 2017 13:31:46 Pacific Standard Time
Printed: Saturday, December 23, 2017 13:32:08 Pacific Standard Time

Name: 171222M2_13, Date: 22-Dec-2017, Time: 18:58:14, ID: ICV171222M2-1 PFC ICV 17K2813, Description: PFC ICV 17K2813

13C6-PFDA

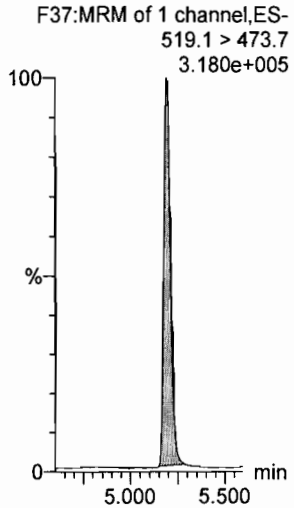

13C7-PFUdA

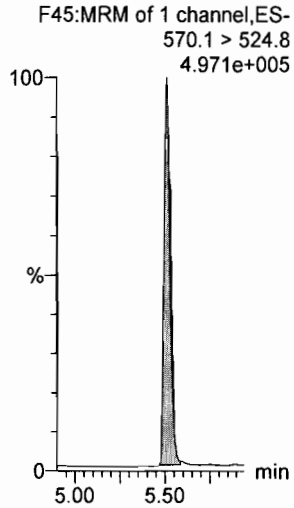

Vista Analytical Laboratory

Dataset: Untitled

Last Altered: Friday, December 22, 2017 17:45:20 Pacific Standard Time
Printed: Friday, December 22, 2017 17:46:29 Pacific Standard Time

Method: U:\Q4.PRO\MethDB\PFAS_FULL_80C_121917.mdb 20 Dec 2017 15:37:31
Calibration: U:\Q4.PRO\CurveDB\C18_VAL-PFAS_Q4_12-20-17_NEWIS.cdb 21 Dec 2017 09:25:43

Name: 171222M1_2, Date: 22-Dec-2017, Time: 13:59:22, ID: IPA, Description: IPA

PFBA

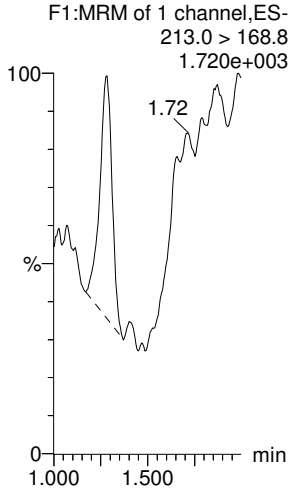

PFPeA

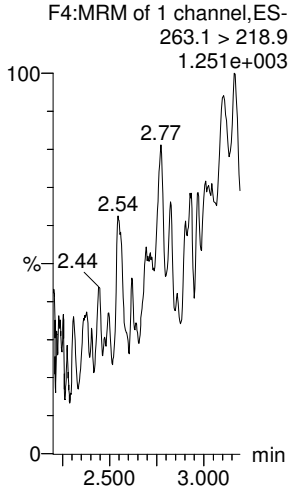

PFBS

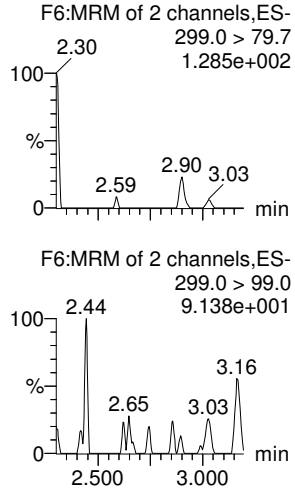

PFHxA

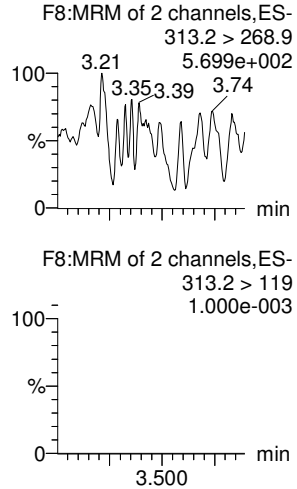

PFHpA

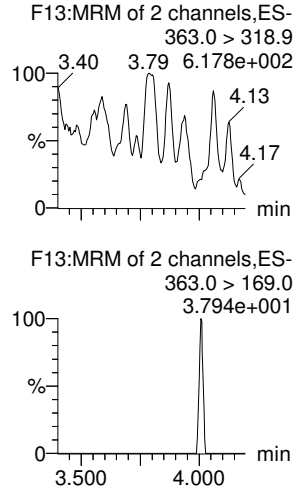

L-PFHxS

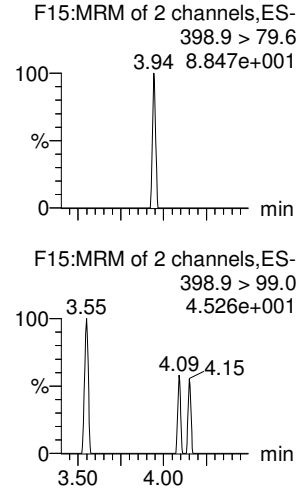

13C3-PFBA

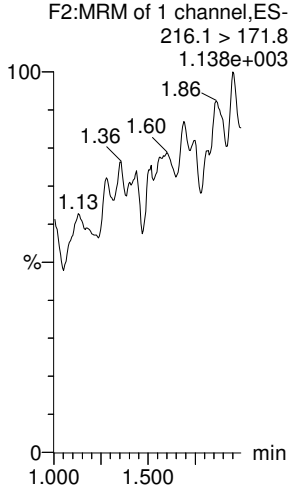

13C3-PFPeA

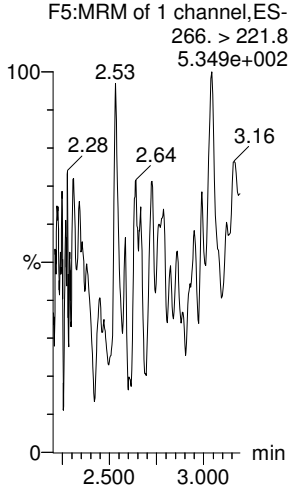

13C3-PFBS

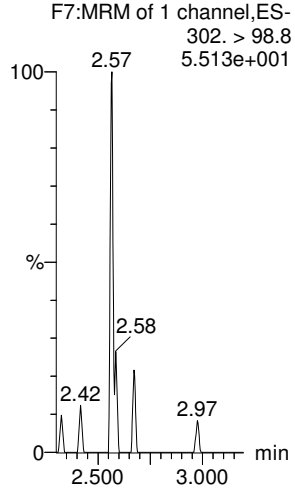

13C2-PFHxA

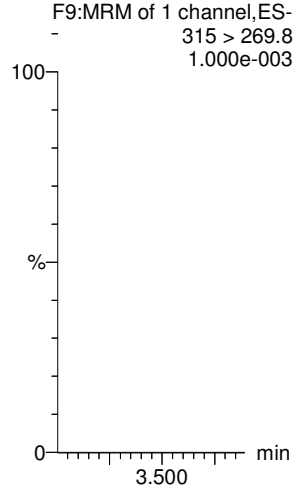

13C4-PFHpA

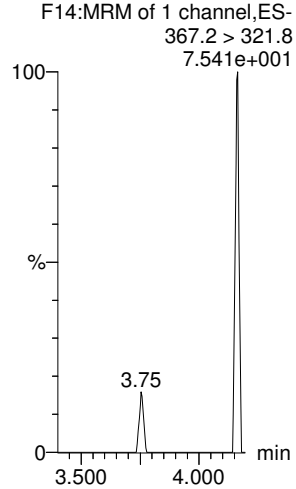

18O2-PFHxS

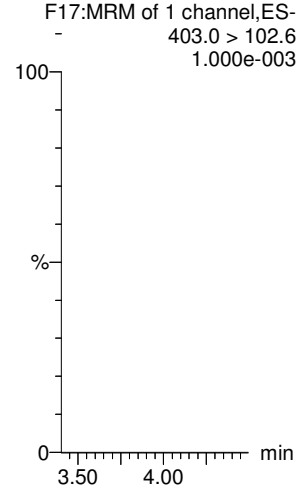

MSF 12/22/17

Vista Analytical Laboratory

Dataset: Untitled

Last Altered: Friday, December 22, 2017 17:45:20 Pacific Standard Time
Printed: Friday, December 22, 2017 17:46:29 Pacific Standard Time

Name: 171222M1_2, Date: 22-Dec-2017, Time: 13:59:22, ID: IPA, Description: IPA

6:2 FTS

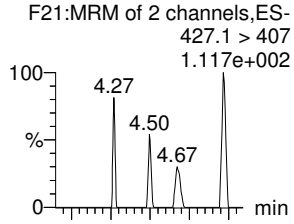

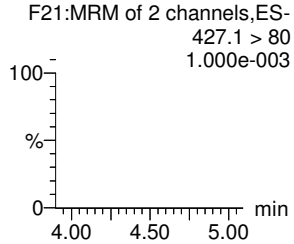

L-PFOA

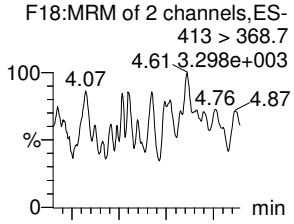

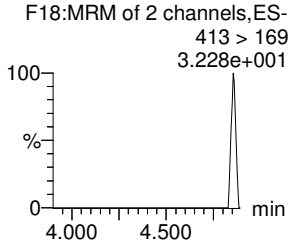

PFHpS

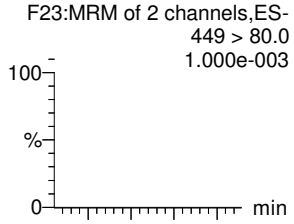

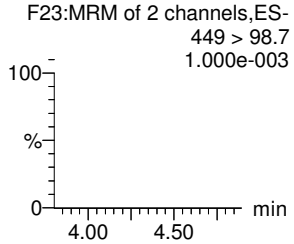

PFNA

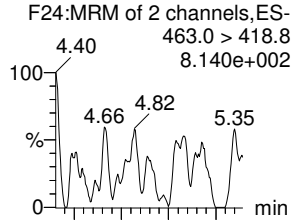

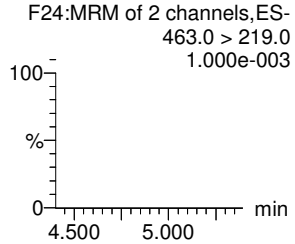

PFOSA

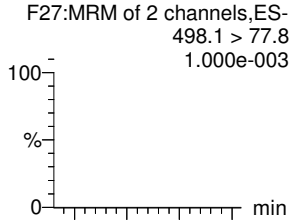

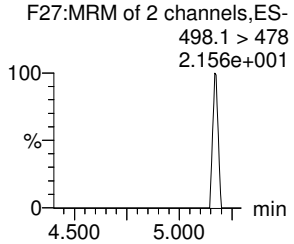

L-PFOS

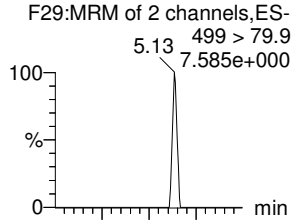

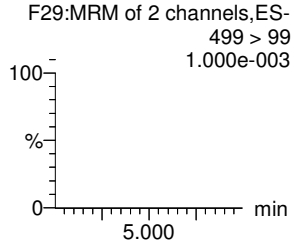

13C2-6:2 FTS

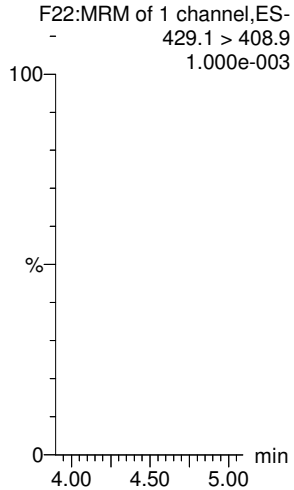

13C2-PFOA

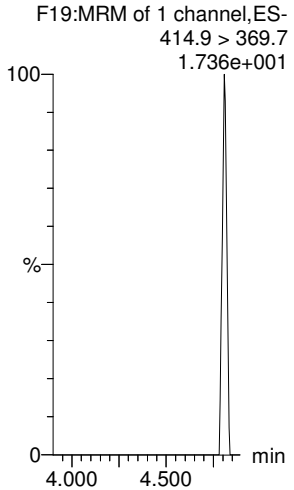

13C3-PFBS

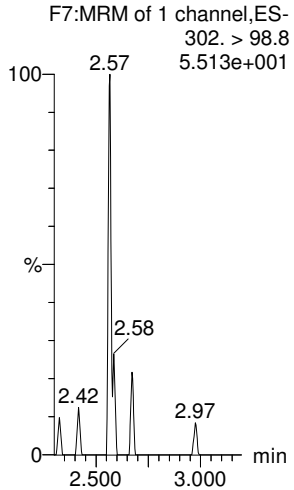

13C5-PFNA

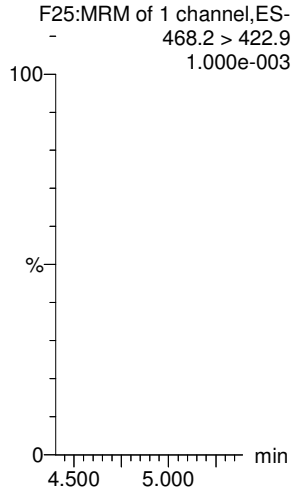

13C8-PFOSA

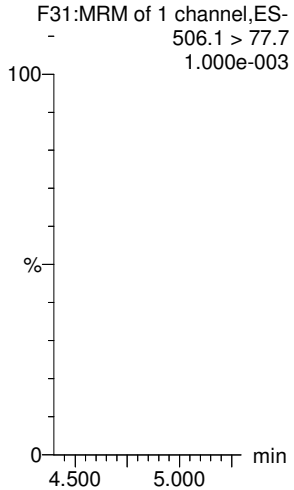

13C8-PFOS

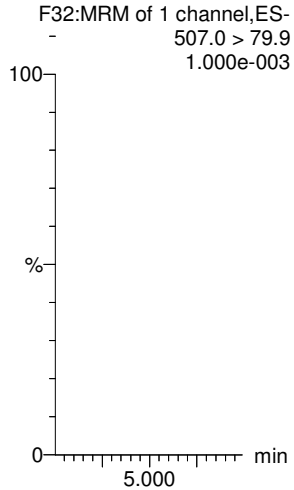

MSF 12/22/17

Vista Analytical Laboratory

Dataset: Untitled

Last Altered: Friday, December 22, 2017 17:45:20 Pacific Standard Time
Printed: Friday, December 22, 2017 17:46:29 Pacific Standard Time

Name: 171222M1_2, Date: 22-Dec-2017, Time: 13:59:22, ID: IPA, Description: IPA

PFDA

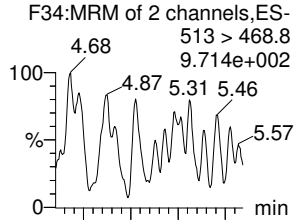

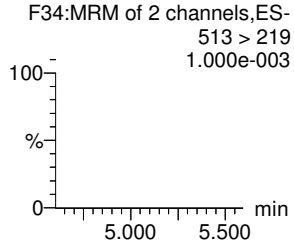

8:2 FTS

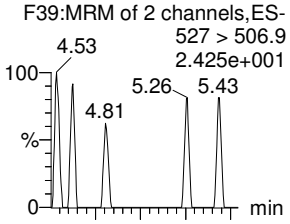

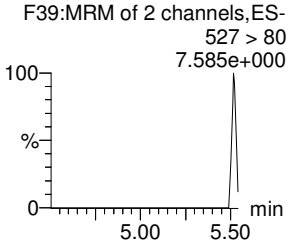

N-MeFOSAA

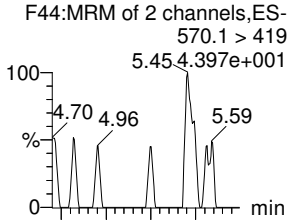

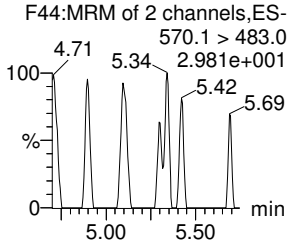

N-EtFOSAA

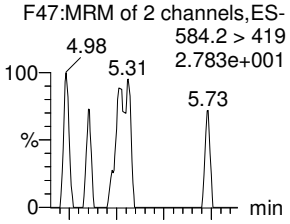

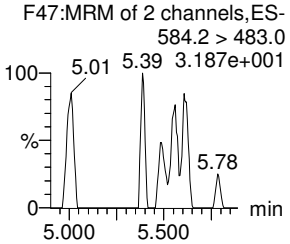

PFDS

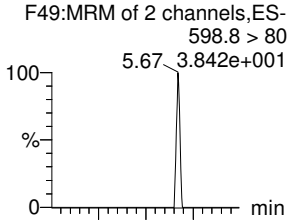

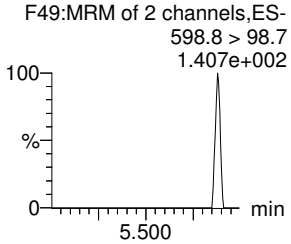

13C2-PFDA

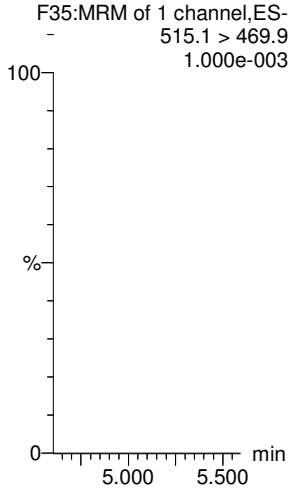

13C2-8:2 FTS

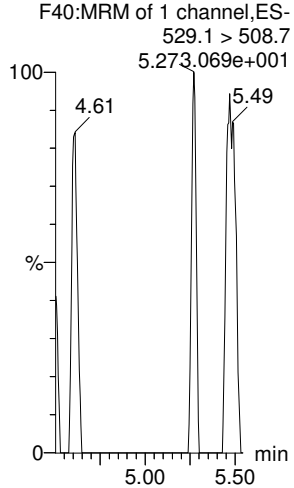

d3-N-MeFOSAA

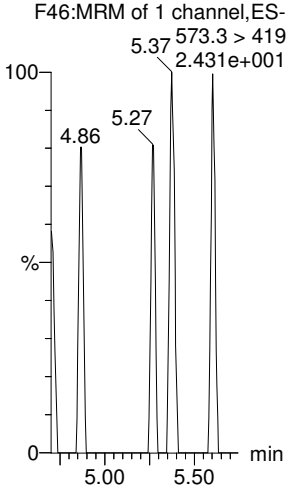

d5-N-EtFOSAA

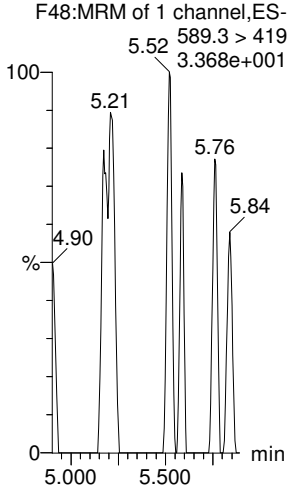

13C2-PFUdA

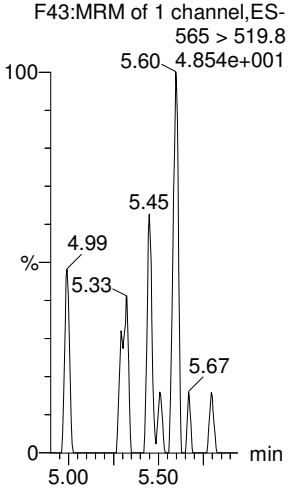

13C2-PFUdA

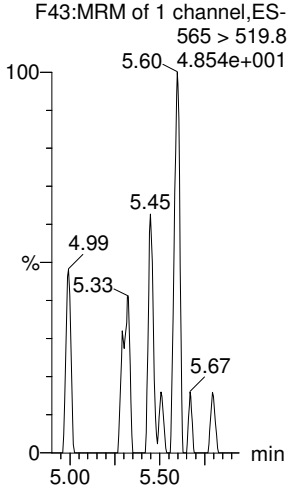

MSF 12/22/17

Vista Analytical Laboratory

Dataset: Untitled

Last Altered: Friday, December 22, 2017 17:45:20 Pacific Standard Time
Printed: Friday, December 22, 2017 17:46:29 Pacific Standard Time

Name: 171222M1_2, Date: 22-Dec-2017, Time: 13:59:22, ID: IPA, Description: IPA

PFDoA

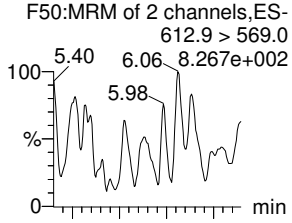

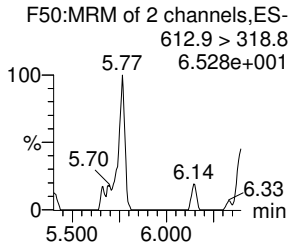

N-MeFOSA

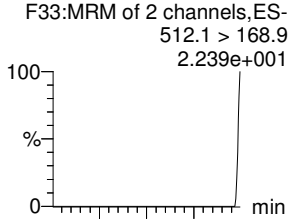

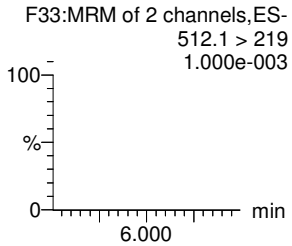

PFTrDA

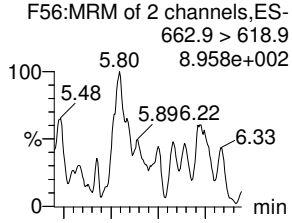

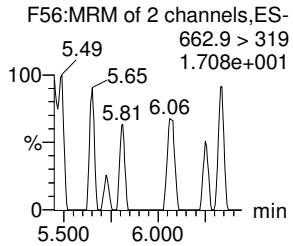

PFTeDA

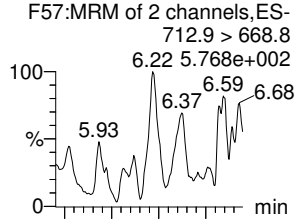

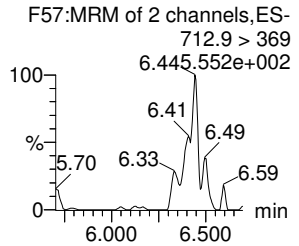

N-EtFOSA

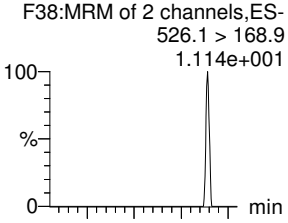

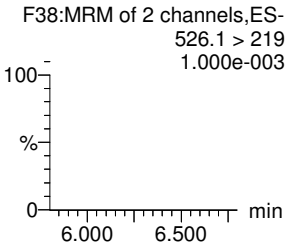

PFHxDA

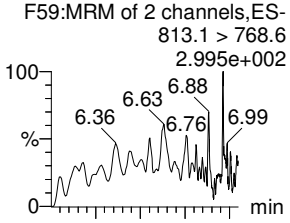

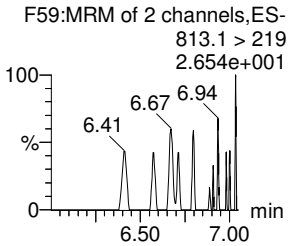

13C2-PFDoA

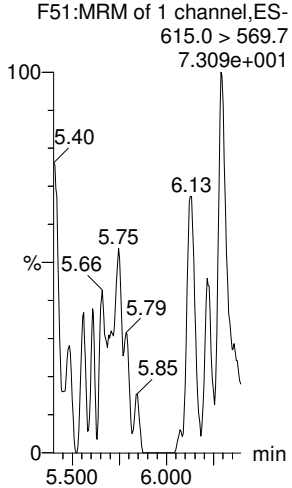

d3-N-MeFOSA

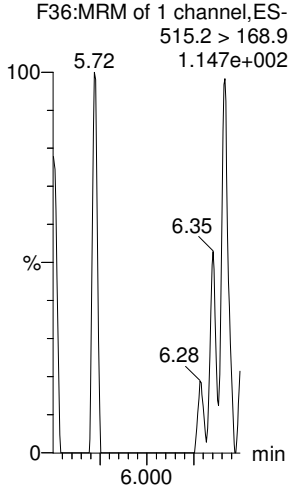

13C2-PFTeDA

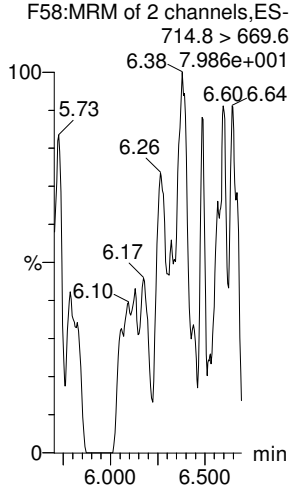

13C2-PFTeDA

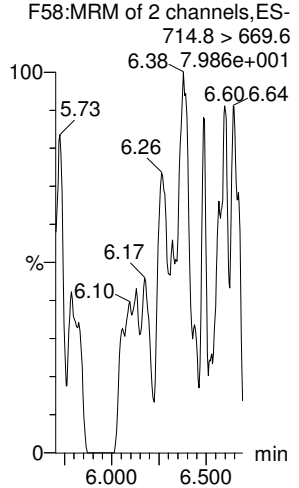

d5-N-ETFOSA

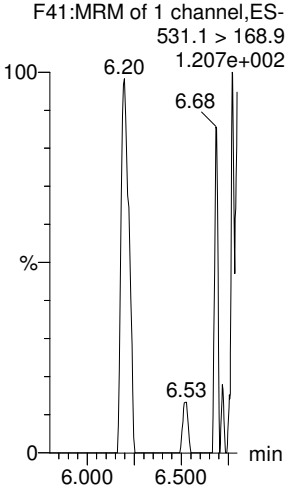

13C2-PFHxDA

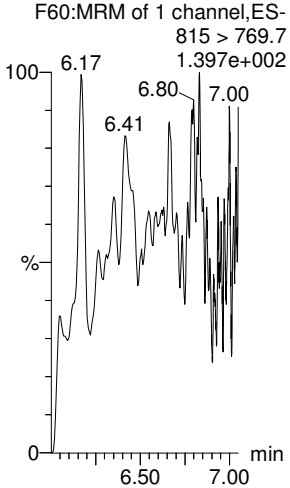

MSF 12/22/17

Vista Analytical Laboratory

Dataset: Untitled

Last Altered: Friday, December 22, 2017 17:45:20 Pacific Standard Time
Printed: Friday, December 22, 2017 17:46:29 Pacific Standard Time

Name: 171222M1_2, Date: 22-Dec-2017, Time: 13:59:22, ID: IPA, Description: IPA

PFODA
F61:MRM of 1 channel,ES-
913.1 > 868.8
3.483e+002

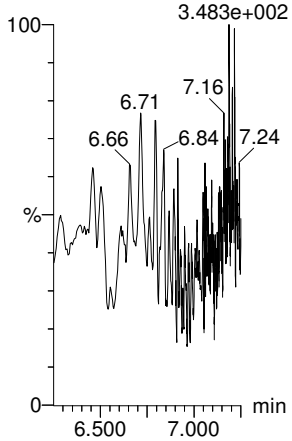

N-MeFOSE
F52:MRM of 1 channel,ES-
616.1 > 58.9
8.743e+001

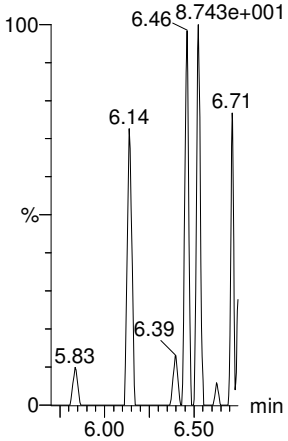

N-EtFOSE
F54:MRM of 1 channel,ES-
630.1 > 58.9
2.757e+002

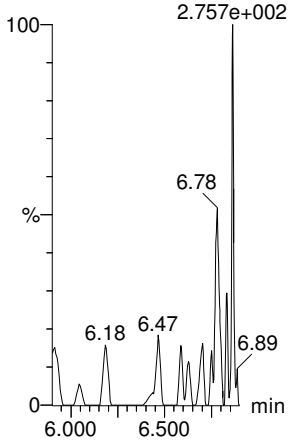

13C4-PFBA
F3:MRM of 1 channel,ES-
217. > 171.8
7.692e+001

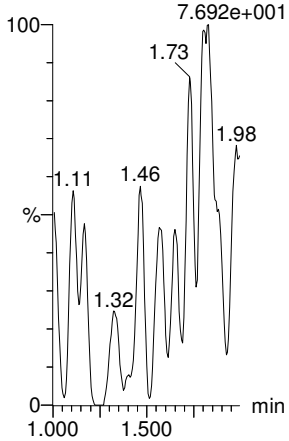

13C5-PFHxA
F10:MRM of 1 channel,ES-
318 > 272.9
1.423e+002

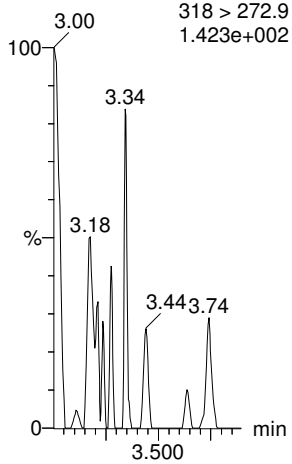

13C3-PFHxS
F16:MRM of 1 channel,ES-
401.9 > 79.9
1.507e+001

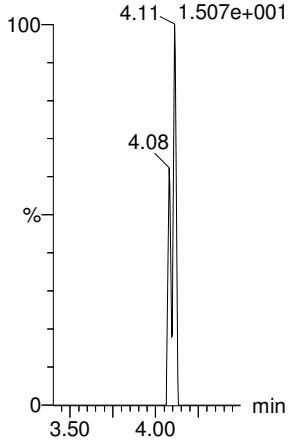

13C2-PFHxDA
F60:MRM of 1 channel,ES-
815 > 769.7
1.397e+002

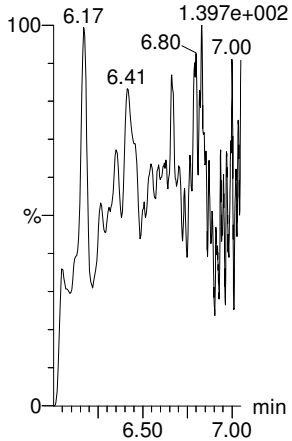

d7-N-MeFOSE
F53:MRM of 1 channel,ES-
623.1 > 58.9
1.052e+003

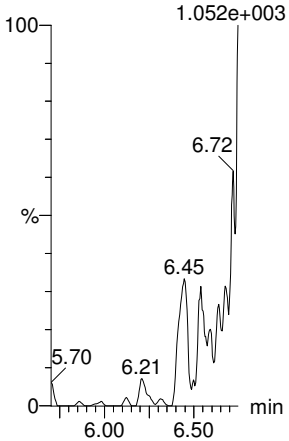

d9-N-EtFOSE
F55:MRM of 1 channel,ES-
639.2 > 58.8
2.161e+002

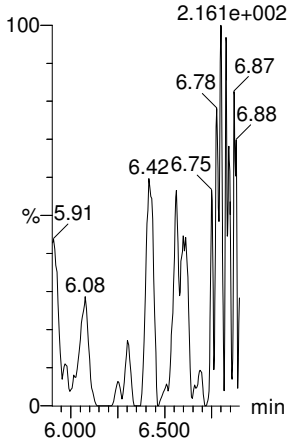

13C8-PFOA
F20:MRM of 1 channel,ES-
421.3 > 376
1.551e+001

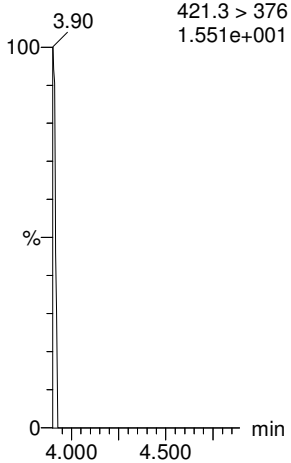

13C9-PFNA
F26:MRM of 1 channel,ES-
472.2 > 426.9
1.800e+002

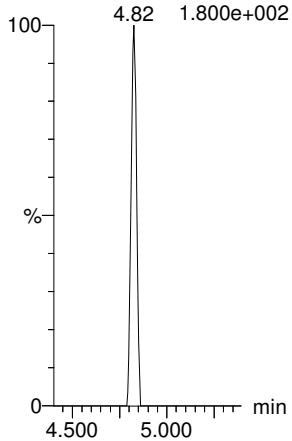

13C4-PFOS
F30:MRM of 1 channel,ES-
503 > 79.9
1.000e-003

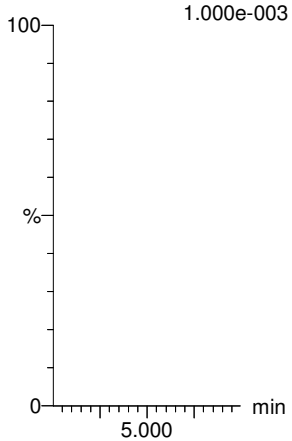

MSF 12/22/17

Dataset: Untitled

Last Altered: Friday, December 22, 2017 17:45:20 Pacific Standard Time
Printed: Friday, December 22, 2017 17:46:29 Pacific Standard Time

Name: 171222M1_2, Date: 22-Dec-2017, Time: 13:59:22, ID: IPA, Description: IPA

13C6-PFDA

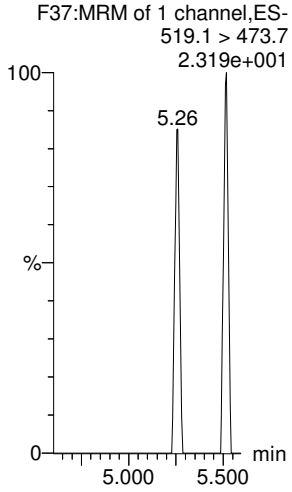

MSF 12/22/17

Vista Analytical Laboratory

Dataset: U:\Q4.PRO\results\180103M1\170103M1-CRV.qld

Last Altered: Thursday, January 04, 2018 10:09:51 Pacific Standard Time
Printed: Thursday, January 04, 2018 10:37:02 Pacific Standard Time

Method: U:\Q4.PRO\MethDB\PFAS_FULL_80C_122917-PFOA-QUAD.mdb 03 Jan 2018 12:34:09
Calibration: U:\Q4.PRO\CurveDB\C18_VAL-PFAS_Q4_01-03-18_SHORTLIST_OLD.cdb 04 Jan 2018 10:09:51

AC 1/4/18

rJA. 01/04/2018

Compound name: PFBA
Correlation coefficient: r = 0.998782, r^2 = 0.997566
Calibration curve: 1.17008 * x + -0.00997098
Response type: Internal Std (Ref 31), Area * (IS Conc. / IS Area)
Curve type: Linear, Origin: Include, Weighting: 1/x, Axis trans: None

	#	Name	Type	Std. Conc	RT	Area	IS Area	Response	Conc.	%Dev	Conc. Flag	CoD	CoD Flag	x=excluded
1	1	180103M1_2	Standard	0.250	1.36	189.344	8760.688	0.270	0.2	-4.2	NO	0.998	NO	MM
2	2	180103M1_3	Standard	0.500	1.36	394.782	8865.838	0.557	0.5	-3.2	NO	0.998	NO	bb
3	3	180103M1_4	Standard	2.000	1.36	1471.364	7562.469	2.432	2.1	4.4	NO	0.998	NO	bb
4	4	180103M1_5	Standard	5.000	1.36	5400.585	10863.518	6.214	5.3	6.4	NO	0.998	NO	bb
5	5	180103M1_6	Standard	10.000	1.37	7344.019	7757.802	11.833	10.1	1.2	NO	0.998	NO	bb
6	6	180103M1_7	Standard	50.000	1.37	38171.141	8503.165	56.113	48.0	-4.1	NO	0.998	NO	bb
7	7	180103M1_8	Standard	100.000	1.37	79871.609	9228.167	108.190	92.5	-7.5	NO	0.998	NO	bb
8	8	180103M1_9	Standard	250.000	1.36	231787.266	9558.622	303.113	259.1	3.6	NO	0.998	NO	bb

Compound name: PFPeA
Correlation coefficient: r = 0.996144, r^2 = 0.992303
Calibration curve: 1.0552 * x + -0.0187473
Response type: Internal Std (Ref 32), Area * (IS Conc. / IS Area)
Curve type: Linear, Origin: Exclude, Weighting: 1/x, Axis trans: None

	#	Name	Type	Std. Conc	RT	Area	IS Area	Response	Conc.	%Dev	Conc. Flag	CoD	CoD Flag	x=excluded
1	1	180103M1_2	Standard	0.250	2.33	213.090	10342.831	0.258	0.3	4.7	NO	0.992	NO	bb
2	2	180103M1_3	Standard	0.500	2.32	482.224	10394.280	0.580	0.6	13.5	NO	0.992	NO	bb
3	3	180103M1_4	Standard	2.000	2.33	1571.735	9431.008	2.083	2.0	-0.4	NO	0.992	NO	bb
4	4	180103M1_5	Standard	5.000	2.32	5126.418	12167.679	5.266	5.0	0.2	NO	0.992	NO	bb
5	5	180103M1_6	Standard	10.000	2.33	8127.832	9630.610	10.549	10.0	0.2	NO	0.992	NO	bb
6	6	180103M1_7	Standard	50.000	2.33	37601.344	10622.243	44.248	42.0	-16.1	NO	0.992	NO	bb
7	7	180103M1_8	Standard	100.000	2.33	82740.859	10736.203	96.334	91.3	-8.7	NO	0.992	NO	bb
8	8	180103M1_9	Standard	250.000	2.33	230473.016	10239.962	281.340	266.6	6.7	NO	0.992	NO	bb

Vista Analytical Laboratory

Dataset: U:\Q4.PRO\results\180103M1\170103M1-CRV.qld

Last Altered: Thursday, January 04, 2018 10:09:51 Pacific Standard Time
Printed: Thursday, January 04, 2018 10:37:02 Pacific Standard Time

Compound name: PFBS
Correlation coefficient: r = 0.997950, r^2 = 0.995905
Calibration curve: 1.84929 * x + -0.0213443
Response type: Internal Std (Ref 33), Area * (IS Conc. / IS Area)
Curve type: Linear, Origin: Exclude, Weighting: 1/x, Axis trans: None

	#	Name	Type	Std. Conc	RT	Area	IS Area	Response	Conc.	%Dev	Conc. Flag	CoD	CoD Flag	x=excluded
1	1	180103M1_2	Standard	0.250	2.60	50.667	1388.529	0.456	0.3	3.3	NO	0.996	NO	MM
2	2	180103M1_3	Standard	0.500	2.60	96.832	1348.432	0.898	0.5	-0.6	NO	0.996	NO	bb
3	3	180103M1_4	Standard	2.000	2.60	357.259	1123.827	3.974	2.2	8.0	NO	0.996	NO	bb
4	4	180103M1_5	Standard	5.000	2.60	1200.969	1626.242	9.231	5.0	0.1	NO	0.996	NO	bb
5	5	180103M1_6	Standard	10.000	2.61	1800.207	1231.259	18.276	9.9	-1.1	NO	0.996	NO	bb
6	6	180103M1_7	Standard	50.000	2.61	8725.335	1238.086	88.093	47.6	-4.7	NO	0.996	NO	bb
7	7	180103M1_8	Standard	100.000	2.61	18548.197	1390.620	166.726	90.2	-9.8	NO	0.996	NO	bb
8	8	180103M1_9	Standard	250.000	2.61	52319.250	1349.228	484.715	262.1	4.8	NO	0.996	NO	bb

Compound name: PFHxA
Correlation coefficient: r = 0.997408, r^2 = 0.994823
Calibration curve: 1.63241 * x + 0.0547964
Response type: Internal Std (Ref 34), Area * (IS Conc. / IS Area)
Curve type: Linear, Origin: Exclude, Weighting: 1/x, Axis trans: None

	#	Name	Type	Std. Conc	RT	Area	IS Area	Response	Conc.	%Dev	Conc. Flag	CoD	CoD Flag	x=excluded
1	1	180103M1_2	Standard	0.250	3.09	278.681	3234.081	0.431	0.2	-7.9	NO	0.995	NO	bb
2	2	180103M1_3	Standard	0.500	3.09	659.320	3279.692	1.005	0.6	16.4	NO	0.995	NO	bb
3	3	180103M1_4	Standard	2.000	3.09	1958.768	2733.713	3.583	2.2	8.1	NO	0.995	NO	bb
4	4	180103M1_5	Standard	5.000	3.09	6825.675	3927.542	8.689	5.3	5.8	NO	0.995	NO	bb
5	5	180103M1_6	Standard	10.000	3.10	8840.678	3007.392	14.698	9.0	-10.3	NO	0.995	NO	bb
6	6	180103M1_7	Standard	50.000	3.10	47370.633	3172.403	74.660	45.7	-8.6	NO	0.995	NO	bb
7	7	180103M1_8	Standard	100.000	3.10	98608.211	3321.777	148.427	90.9	-9.1	NO	0.995	NO	bb
8	8	180103M1_9	Standard	250.000	3.09	282229.469	3275.006	430.884	263.9	5.6	NO	0.995	NO	bb

Vista Analytical Laboratory

Dataset: U:\Q4.PRO\results\180103M1\170103M1-CRV.qld

Last Altered: Thursday, January 04, 2018 10:09:51 Pacific Standard Time
Printed: Thursday, January 04, 2018 10:37:02 Pacific Standard Time

Compound name: PFHpA
Correlation coefficient: r = 0.999734, r^2 = 0.999468
Calibration curve: 1.29332 * x + 0.0752108
Response type: Internal Std (Ref 35), Area * (IS Conc. / IS Area)
Curve type: Linear, Origin: Exclude, Weighting: 1/x, Axis trans: None

	#	Name	Type	Std. Conc	RT	Area	IS Area	Response	Conc.	%Dev	Conc. Flag	CoD	CoD Flag	x=excluded
1	1	180103M1_2	Standard	0.250	3.71	242.420	8205.093	0.369	0.2	-9.0	NO	0.999	NO	bb
2	2	180103M1_3	Standard	0.500	3.71	428.481	8069.854	0.664	0.5	-9.0	NO	0.999	NO	bb
3	3	180103M1_4	Standard	2.000	3.71	1611.764	7262.488	2.774	2.1	4.3	NO	0.999	NO	bb
4	4	180103M1_5	Standard	5.000	3.71	5616.342	9047.972	7.759	5.9	18.8	NO	0.999	NO	bb
5	5	180103M1_6	Standard	10.000	3.71	7253.383	7199.503	12.594	9.7	-3.2	NO	0.999	NO	bb
6	6	180103M1_7	Standard	50.000	3.71	43011.496	8434.809	63.741	49.2	-1.5	NO	0.999	NO	bb
7	7	180103M1_8	Standard	100.000	3.71	84781.117	8248.312	128.483	99.3	-0.7	NO	0.999	NO	bb
8	8	180103M1_9	Standard	250.000	3.71	224113.703	8632.944	324.504	250.8	0.3	NO	0.999	NO	bb

Compound name: L-PFHxS
Correlation coefficient: r = 0.998262, r^2 = 0.996527
Calibration curve: 1.74315 * x + -0.0937857
Response type: Internal Std (Ref 36), Area * (IS Conc. / IS Area)
Curve type: Linear, Origin: Exclude, Weighting: 1/x, Axis trans: None

	#	Name	Type	Std. Conc	RT	Area	IS Area	Response	Conc.	%Dev	Conc. Flag	CoD	CoD Flag	x=excluded
1	1	180103M1_2	Standard	0.250	3.86	33.511	1067.551	0.392	0.3	11.6	NO	0.997	NO	MM
2	2	180103M1_3	Standard	0.500	3.86	60.638	1140.525	0.665	0.4	-13.0	NO	0.997	NO	MM
3	3	180103M1_4	Standard	2.000	3.86	255.309	878.204	3.634	2.1	6.9	NO	0.997	NO	MM
4	4	180103M1_5	Standard	5.000	3.86	865.205	1247.852	8.667	5.0	0.5	NO	0.997	NO	MM
5	5	180103M1_6	Standard	10.000	3.86	1378.873	1005.179	17.147	9.9	-1.1	NO	0.997	NO	MM
6	6	180103M1_7	Standard	50.000	3.86	6492.093	918.405	88.361	50.7	1.5	NO	0.997	NO	MM
7	7	180103M1_8	Standard	100.000	3.86	14050.473	1122.341	156.486	89.8	-10.2	NO	0.997	NO	MM
8	8	180103M1_9	Standard	250.000	3.86	38559.859	1066.138	452.097	259.4	3.8	NO	0.997	NO	MM

Vista Analytical Laboratory

Dataset: U:\Q4.PRO\results\180103M1\170103M1-CRV.qld

Last Altered: Thursday, January 04, 2018 10:09:51 Pacific Standard Time
Printed: Thursday, January 04, 2018 10:37:02 Pacific Standard Time

Compound name: L-PFOA
Coefficient of Determination: R^2 = 0.998587
Calibration curve: 0.000152641 * x^2 + 0.951526 * x + 0.308351
Response type: Internal Std (Ref 38), Area * (IS Conc. / IS Area)
Curve type: 2nd Order, Origin: Exclude, Weighting: 1/x, Axis trans: None

	#	Name	Type	Std. Conc	RT	Area	IS Area	Response	Conc.	%Dev	Conc. Flag	CoD	CoD Flag	x=excluded
1	1	180103M1_2	Standard	0.250	4.23	469.698	12352.998	0.475	0.2	-29.8	NO	0.999	NO	MM
2	2	180103M1_3	Standard	0.500	4.23	720.875	10944.833	0.823	0.5	8.2	NO	0.999	NO	bb
3	3	180103M1_4	Standard	2.000	4.23	1806.376	9432.364	2.394	2.2	9.5	NO	0.999	NO	bb
4	4	180103M1_5	Standard	5.000	4.23	6301.296	14178.258	5.555	5.5	10.2	NO	0.999	NO	bb
5	5	180103M1_6	Standard	10.000	4.23	9257.971	11193.417	10.339	10.5	5.2	NO	0.999	NO	bb
6	6	180103M1_7	Standard	50.000	4.24	40432.902	10951.188	46.151	47.8	-4.4	NO	0.999	NO	bb
7	7	180103M1_8	Standard	100.000	4.24	91764.813	11708.639	97.967	101.0	1.0	NO	0.999	NO	bb
8	8	180103M1_9	Standard	250.000	4.23	240663.094	11304.022	266.126	267.8	7.1	NO	0.999	NO	bbX

Compound name: PFNA
Coefficient of Determination: R^2 = 0.999673
Calibration curve: 0.00015618 * x^2 + 1.16342 * x + 0.127593
Response type: Internal Std (Ref 39), Area * (IS Conc. / IS Area)
Curve type: 2nd Order, Origin: Exclude, Weighting: 1/x, Axis trans: None

	#	Name	Type	Std. Conc	RT	Area	IS Area	Response	Conc.	%Dev	Conc. Flag	CoD	CoD Flag	x=excluded
1	1	180103M1_2	Standard	0.250	4.66	285.900	9191.016	0.389	0.2	-10.2	NO	1.000	NO	bb
2	2	180103M1_3	Standard	0.500	4.66	514.382	9604.521	0.669	0.5	-6.9	NO	1.000	NO	bb
3	3	180103M1_4	Standard	2.000	4.66	1854.338	8883.718	2.609	2.1	6.6	NO	1.000	NO	bb
4	4	180103M1_5	Standard	5.000	4.66	5517.897	11331.542	6.087	5.1	2.4	NO	1.000	NO	bb
5	5	180103M1_6	Standard	10.000	4.67	8822.695	8530.936	12.928	11.0	9.9	NO	1.000	NO	bb
6	6	180103M1_7	Standard	50.000	4.67	47816.777	10243.174	58.352	49.7	-0.6	NO	1.000	NO	bb
7	7	180103M1_8	Standard	100.000	4.67	90826.539	9764.073	116.276	98.5	-1.5	NO	1.000	NO	bb
8	8	180103M1_9	Standard	250.000	4.66	242263.734	10045.282	301.465	250.6	0.2	NO	1.000	NO	bb

Vista Analytical Laboratory

Dataset: U:\Q4.PRO\results\180103M1\170103M1-CRV.qld

Last Altered: Thursday, January 04, 2018 10:09:51 Pacific Standard Time
Printed: Thursday, January 04, 2018 10:37:02 Pacific Standard Time

Compound name: L-PFOS
Coefficient of Determination: R^2 = 0.998146
Calibration curve: 0.000740951 * x^2 + 0.953254 * x + 0.107017
Response type: Internal Std (Ref 41), Area * (IS Conc. / IS Area)
Curve type: 2nd Order, Origin: Include, Weighting: 1/x, Axis trans: None

	#	Name	Type	Std. Conc	RT	Area	IS Area	Response	Conc.	%Dev	Conc. Flag	CoD	CoD Flag	x=excluded
1	1	180103M1_2	Standard	0.250	4.75	41.568	3143.210	0.165	0.1	-75.5	NO	0.998	NO	MMX
2	2	180103M1_3	Standard	0.500	4.75	126.343	3080.021	0.513	0.4	-14.9	NO	0.998	NO	MM
3	3	180103M1_4	Standard	2.000	4.75	424.300	2661.602	1.993	2.0	-1.2	NO	0.998	NO	MM
4	4	180103M1_5	Standard	5.000	4.75	1454.908	3008.534	6.045	6.2	24.0	NO	0.998	NO	MM
5	5	180103M1_6	Standard	10.000	4.75	2199.417	2340.582	11.746	12.1	21.0	NO	0.998	NO	MM
6	6	180103M1_7	Standard	50.000	4.75	10630.861	2846.845	46.678	47.1	-5.7	NO	0.998	NO	MM
7	7	180103M1_8	Standard	100.000	4.75	23142.121	2841.917	101.789	99.0	-1.0	NO	0.998	NO	MM
8	8	180103M1_9	Standard	250.000	4.75	64776.500	2834.752	285.636	250.7	0.3	NO	0.998	NO	MM

Compound name: 13C3-PFBA
Response Factor: 0.873192
RRF SD: 0.0467318, Relative SD: 5.35183
Response type: Internal Std (Ref 54), Area * (IS Conc. / IS Area)
Curve type: RF

	#	Name	Type	Std. Conc	RT	Area	IS Area	Response	Conc.	%Dev	Conc. Flag	CoD	CoD Flag	x=excluded
1	1	180103M1_2	Standard	12.500	1.36	8760.688	9467.000	11.567	13.2	6.0	NO		NO	bb
2	2	180103M1_3	Standard	12.500	1.36	8865.838	10176.957	10.890	12.5	-0.2	NO		NO	bb
3	3	180103M1_4	Standard	12.500	1.36	7562.469	8465.233	11.167	12.8	2.3	NO		NO	bb
4	4	180103M1_5	Standard	12.500	1.36	10863.518	12070.122	11.250	12.9	3.1	NO		NO	bb
5	5	180103M1_6	Standard	12.500	1.36	7757.802	8354.300	11.607	13.3	6.3	NO		NO	bb
6	6	180103M1_7	Standard	12.500	1.37	8503.165	10598.111	10.029	11.5	-8.1	NO		NO	bb
7	7	180103M1_8	Standard	12.500	1.37	9228.167	11086.593	10.405	11.9	-4.7	NO		NO	bb
8	8	180103M1_9	Standard	12.500	1.36	9558.622	11484.733	10.404	11.9	-4.7	NO		NO	bb

Vista Analytical Laboratory

Dataset: U:\Q4.PRO\results\180103M1\170103M1-CRV.qld

Last Altered: Thursday, January 04, 2018 10:09:51 Pacific Standard Time
Printed: Thursday, January 04, 2018 10:37:02 Pacific Standard Time

Compound name: 13C3-PFPeA
Response Factor: 0.919685
RRF SD: 0.0631278, Relative SD: 6.86407
Response type: Internal Std (Ref 55), Area * (IS Conc. / IS Area)
Curve type: RF

	#	Name	Type	Std. Conc	RT	Area	IS Area	Response	Conc.	%Dev	Conc. Flag	CoD	CoD Flag	x=excluded
1	1	180103M1_2	Standard	12.500	2.32	10342.831	10983.019	11.771	12.8	2.4	NO		NO	bb
2	2	180103M1_3	Standard	12.500	2.32	10394.280	10564.696	12.298	13.4	7.0	NO		NO	bb
3	3	180103M1_4	Standard	12.500	2.32	9431.008	9909.153	11.897	12.9	3.5	NO		NO	bb
4	4	180103M1_5	Standard	12.500	2.32	12167.679	13102.374	11.608	12.6	1.0	NO		NO	bb
5	5	180103M1_6	Standard	12.500	2.33	9630.610	9708.644	12.400	13.5	7.9	NO		NO	bb
6	6	180103M1_7	Standard	12.500	2.33	10622.243	11912.183	11.146	12.1	-3.0	NO		NO	bb
7	7	180103M1_8	Standard	12.500	2.33	10736.203	12470.426	10.762	11.7	-6.4	NO		NO	bb
8	8	180103M1_9	Standard	12.500	2.33	10239.962	12690.761	10.086	11.0	-12.3	NO		NO	bb

Compound name: 13C3-PFBS
Response Factor: 0.117522
RRF SD: 0.00981775, Relative SD: 8.35396
Response type: Internal Std (Ref 55), Area * (IS Conc. / IS Area)
Curve type: RF

	#	Name	Type	Std. Conc	RT	Area	IS Area	Response	Conc.	%Dev	Conc. Flag	CoD	CoD Flag	x=excluded
1	1	180103M1_2	Standard	12.500	2.61	1388.529	10983.019	1.580	13.4	7.6	NO		NO	bb
2	2	180103M1_3	Standard	12.500	2.60	1348.432	10564.696	1.595	13.6	8.6	NO		NO	bb
3	3	180103M1_4	Standard	12.500	2.60	1123.827	9909.153	1.418	12.1	-3.5	NO		NO	bb
4	4	180103M1_5	Standard	12.500	2.60	1626.242	13102.374	1.551	13.2	5.6	NO		NO	bb
5	5	180103M1_6	Standard	12.500	2.61	1231.259	9708.644	1.585	13.5	7.9	NO		NO	bb
6	6	180103M1_7	Standard	12.500	2.61	1238.086	11912.183	1.299	11.1	-11.6	NO		NO	bb
7	7	180103M1_8	Standard	12.500	2.61	1390.620	12470.426	1.394	11.9	-5.1	NO		NO	bb
8	8	180103M1_9	Standard	12.500	2.61	1349.228	12690.761	1.329	11.3	-9.5	NO		NO	bb

Vista Analytical Laboratory

Dataset: U:\Q4.PRO\results\180103M1\170103M1-CRV.qld

Last Altered: Thursday, January 04, 2018 10:09:51 Pacific Standard Time
Printed: Thursday, January 04, 2018 10:37:02 Pacific Standard Time

Compound name: 13C2-PFHxA
Response Factor: 0.712828
RRF SD: 0.052377, Relative SD: 7.34776
Response type: Internal Std (Ref 55), Area * (IS Conc. / IS Area)
Curve type: RF

	#	Name	Type	Std. Conc	RT	Area	IS Area	Response	Conc.	%Dev	Conc. Flag	CoD	CoD Flag	x=excluded
1	1	180103M1_2	Standard	5.000	3.09	3234.081	10983.019	3.681	5.2	3.3	NO		NO	bb
2	2	180103M1_3	Standard	5.000	3.09	3279.692	10564.696	3.880	5.4	8.9	NO		NO	bb
3	3	180103M1_4	Standard	5.000	3.09	2733.713	9909.153	3.448	4.8	-3.2	NO		NO	bb
4	4	180103M1_5	Standard	5.000	3.09	3927.542	13102.374	3.747	5.3	5.1	NO		NO	bb
5	5	180103M1_6	Standard	5.000	3.09	3007.392	9708.644	3.872	5.4	8.6	NO		NO	bb
6	6	180103M1_7	Standard	5.000	3.10	3172.403	11912.183	3.329	4.7	-6.6	NO		NO	bb
7	7	180103M1_8	Standard	5.000	3.10	3321.777	12470.426	3.330	4.7	-6.6	NO		NO	bb
8	8	180103M1_9	Standard	5.000	3.09	3275.006	12690.761	3.226	4.5	-9.5	NO		NO	bb

Compound name: 13C4-PFHpA
Response Factor: 0.715714
RRF SD: 0.0361722, Relative SD: 5.054
Response type: Internal Std (Ref 55), Area * (IS Conc. / IS Area)
Curve type: RF

	#	Name	Type	Std. Conc	RT	Area	IS Area	Response	Conc.	%Dev	Conc. Flag	CoD	CoD Flag	x=excluded
1	1	180103M1_2	Standard	12.500	3.71	8205.093	10983.019	9.338	13.0	4.4	NO		NO	bb
2	2	180103M1_3	Standard	12.500	3.71	8069.854	10564.696	9.548	13.3	6.7	NO		NO	bb
3	3	180103M1_4	Standard	12.500	3.71	7262.488	9909.153	9.161	12.8	2.4	NO		NO	bb
4	4	180103M1_5	Standard	12.500	3.71	9047.972	13102.374	8.632	12.1	-3.5	NO		NO	bb
5	5	180103M1_6	Standard	12.500	3.71	7199.503	9708.644	9.269	13.0	3.6	NO		NO	bb
6	6	180103M1_7	Standard	12.500	3.71	8434.809	11912.183	8.851	12.4	-1.1	NO		NO	bb
7	7	180103M1_8	Standard	12.500	3.71	8248.312	12470.426	8.268	11.6	-7.6	NO		NO	bb
8	8	180103M1_9	Standard	12.500	3.71	8632.944	12690.761	8.503	11.9	-5.0	NO		NO	bb

Vista Analytical Laboratory

Dataset: U:\Q4.PRO\results\180103M1\170103M1-CRV.qld

Last Altered: Thursday, January 04, 2018 10:09:51 Pacific Standard Time
Printed: Thursday, January 04, 2018 10:37:02 Pacific Standard Time

Compound name: 18O2-PFHxS
Response Factor: 0.356335
RRF SD: 0.035397, Relative SD: 9.93361
Response type: Internal Std (Ref 56), Area * (IS Conc. / IS Area)
Curve type: RF

	#	Name	Type	Std. Conc	RT	Area	IS Area	Response	Conc.	%Dev	Conc. Flag	CoD	CoD Flag	x=excluded
1	1	180103M1_2	Standard	12.500	3.86	1067.551	2799.926	4.766	13.4	7.0	NO		NO	bb
2	2	180103M1_3	Standard	12.500	3.86	1140.525	3014.515	4.729	13.3	6.2	NO		NO	bb
3	3	180103M1_4	Standard	12.500	3.86	878.204	2357.118	4.657	13.1	4.6	NO		NO	bb
4	4	180103M1_5	Standard	12.500	3.86	1247.852	3483.514	4.478	12.6	0.5	NO		NO	bb
5	5	180103M1_6	Standard	12.500	3.86	1005.179	2578.230	4.873	13.7	9.4	NO		NO	bb
6	6	180103M1_7	Standard	12.500	3.86	918.405	3276.110	3.504	9.8	-21.3	NO		NO	bb
7	7	180103M1_8	Standard	12.500	3.86	1122.341	3359.604	4.176	11.7	-6.2	NO		NO	bb
8	8	180103M1_9	Standard	12.500	3.86	1066.138	2994.842	4.450	12.5	-0.1	NO		NO	bb

Compound name: 13C2-PFOA
Response Factor: 1.12036
RRF SD: 0.0963733, Relative SD: 8.60199
Response type: Internal Std (Ref 57), Area * (IS Conc. / IS Area)
Curve type: RF

	#	Name	Type	Std. Conc	RT	Area	IS Area	Response	Conc.	%Dev	Conc. Flag	CoD	CoD Flag	x=excluded
1	1	180103M1_2	Standard	12.500	4.23	12352.998	11100.987	13.910	12.4	-0.7	NO		NO	bb
2	2	180103M1_3	Standard	12.500	4.23	10944.833	9866.950	13.866	12.4	-1.0	NO		NO	bb
3	3	180103M1_4	Standard	12.500	4.23	9432.364	8238.614	14.311	12.8	2.2	NO		NO	bb
4	4	180103M1_5	Standard	12.500	4.23	14178.258	11609.804	15.265	13.6	9.0	NO		NO	bb
5	5	180103M1_6	Standard	12.500	4.23	11193.417	8966.889	15.604	13.9	11.4	NO		NO	bb
6	6	180103M1_7	Standard	12.500	4.24	10951.188	11519.709	11.883	10.6	-15.1	NO		NO	bb
7	7	180103M1_8	Standard	12.500	4.24	11708.639	11371.092	12.871	11.5	-8.1	NO		NO	bb
8	8	180103M1_9	Standard	12.500	4.23	11304.022	9863.073	14.326	12.8	2.3	NO		NO	bb

Vista Analytical Laboratory

Dataset: U:\Q4.PRO\results\180103M1\170103M1-CRV.qld

Last Altered: Thursday, January 04, 2018 10:09:51 Pacific Standard Time
Printed: Thursday, January 04, 2018 10:37:02 Pacific Standard Time

Compound name: 13C5-PFNA
Response Factor: 0.879375
RRF SD: 0.0853871, Relative SD: 9.70998
Response type: Internal Std (Ref 58), Area * (IS Conc. / IS Area)
Curve type: RF

	#	Name	Type	Std. Conc	RT	Area	IS Area	Response	Conc.	%Dev	Conc. Flag	CoD	CoD Flag	x=excluded
1	1	180103M1_2	Standard	12.500	4.66	9191.016	10529.079	10.911	12.4	-0.7	NO		NO	bb
2	2	180103M1_3	Standard	12.500	4.66	9604.521	10434.885	11.505	13.1	4.7	NO		NO	bb
3	3	180103M1_4	Standard	12.500	4.66	8883.718	8547.799	12.991	14.8	18.2	NO		NO	bb
4	4	180103M1_5	Standard	12.500	4.66	11331.542	12404.580	11.419	13.0	3.9	NO		NO	bb
5	5	180103M1_6	Standard	12.500	4.67	8530.936	10059.679	10.600	12.1	-3.6	NO		NO	bb
6	6	180103M1_7	Standard	12.500	4.67	10243.174	12391.613	10.333	11.8	-6.0	NO		NO	bb
7	7	180103M1_8	Standard	12.500	4.67	9764.073	13151.033	9.281	10.6	-15.6	NO		NO	bb
8	8	180103M1_9	Standard	12.500	4.66	10045.282	11523.121	10.897	12.4	-0.9	NO		NO	bb

Vista Analytical Laboratory

Dataset: U:\Q4.PRO\results\180103M1\170103M1-CRV.qld

Last Altered: Thursday, January 04, 2018 10:09:51 Pacific Standard Time
Printed: Thursday, January 04, 2018 10:47:58 Pacific Standard Time

Method: U:\Q4.PRO\MethDB\PFAS_FULL_80C_122917-PFOA-QUAD.mdb 03 Jan 2018 12:34:09
Calibration: U:\Q4.PRO\CurveDB\C18_VAL-PFAS_Q4_01-03-18_SHORTLIST_OLD.cdb 04 Jan 2018 10:09:51

Compound name: 13C8-PFOS
Response Factor: 0.961498
RRF SD: 0.0810013, Relative SD: 8.42449
Response type: Internal Std (Ref 59), Area * (IS Conc. / IS Area)
Curve type: RF

	#	Name	Type	Std. Conc	RT	Area	IS Area	Response	Conc.	%Dev	Conc. Flag	CoD	CoD Flag	x=excluded
1	1	180103M1_2	Standard	12.500	4.75	3143.210	3019.729	13.011	13.5	8.3	NO		NO	bb
2	2	180103M1_3	Standard	12.500	4.75	3080.021	2804.945	13.726	14.3	14.2	NO		NO	bb
3	3	180103M1_4	Standard	12.500	4.75	2661.602	2812.073	11.831	12.3	-1.6	NO		NO	bb
4	4	180103M1_5	Standard	12.500	4.75	3008.534	3148.776	11.943	12.4	-0.6	NO		NO	bb
5	5	180103M1_6	Standard	12.500	4.75	2340.582	2418.493	12.097	12.6	0.7	NO		NO	bb
6	6	180103M1_7	Standard	12.500	4.75	2846.845	2993.323	11.888	12.4	-1.1	NO		NO	bb
7	7	180103M1_8	Standard	12.500	4.75	2841.917	3155.906	11.256	11.7	-6.3	NO		NO	bb
8	8	180103M1_9	Standard	12.500	4.75	2834.752	3408.326	10.396	10.8	-13.5	NO		NO	bb

Compound name: 13C4-PFBA
Response Factor: 1
RRF SD: 0, Relative SD: 0
Response type: Internal Std (Ref 54), Area * (IS Conc. / IS Area)
Curve type: RF

	#	Name	Type	Std. Conc	RT	Area	IS Area	Response	Conc.	%Dev	Conc. Flag	CoD	CoD Flag	x=excluded
1	1	180103M1_2	Standard	12.500	1.36	9467.000	9467.000	12.500	12.5	0.0	NO		NO	bb
2	2	180103M1_3	Standard	12.500	1.36	10176.957	10176.957	12.500	12.5	0.0	NO		NO	bb
3	3	180103M1_4	Standard	12.500	1.36	8465.233	8465.233	12.500	12.5	0.0	NO		NO	bb
4	4	180103M1_5	Standard	12.500	1.36	12070.122	12070.122	12.500	12.5	0.0	NO		NO	bb
5	5	180103M1_6	Standard	12.500	1.36	8354.300	8354.300	12.500	12.5	0.0	NO		NO	bb
6	6	180103M1_7	Standard	12.500	1.37	10598.111	10598.111	12.500	12.5	0.0	NO		NO	bb
7	7	180103M1_8	Standard	12.500	1.37	11086.593	11086.593	12.500	12.5	0.0	NO		NO	bb
8	8	180103M1_9	Standard	12.500	1.37	11484.733	11484.733	12.500	12.5	0.0	NO		NO	bb

Vista Analytical Laboratory

Dataset: U:\Q4.PRO\results\180103M1\170103M1-CRV.qld

Last Altered: Thursday, January 04, 2018 10:09:51 Pacific Standard Time
Printed: Thursday, January 04, 2018 10:47:58 Pacific Standard Time

Compound name: 13C5-PFHxA
Response Factor: 1
RRF SD: 0, Relative SD: 0
Response type: Internal Std (Ref 55), Area * (IS Conc. / IS Area)
Curve type: RF

	#	Name	Type	Std. Conc	RT	Area	IS Area	Response	Conc.	%Dev	Conc. Flag	CoD	CoD Flag	x=excluded
1	1	180103M1_2	Standard	12.500	3.09	10983.019	10983.019	12.500	12.5	0.0	NO		NO	bb
2	2	180103M1_3	Standard	12.500	3.09	10564.696	10564.696	12.500	12.5	0.0	NO		NO	bb
3	3	180103M1_4	Standard	12.500	3.10	9909.153	9909.153	12.500	12.5	0.0	NO		NO	bb
4	4	180103M1_5	Standard	12.500	3.09	13102.374	13102.374	12.500	12.5	0.0	NO		NO	bb
5	5	180103M1_6	Standard	12.500	3.10	9708.644	9708.644	12.500	12.5	0.0	NO		NO	bb
6	6	180103M1_7	Standard	12.500	3.10	11912.183	11912.183	12.500	12.5	0.0	NO		NO	bb
7	7	180103M1_8	Standard	12.500	3.10	12470.426	12470.426	12.500	12.5	0.0	NO		NO	bb
8	8	180103M1_9	Standard	12.500	3.10	12690.761	12690.761	12.500	12.5	0.0	NO		NO	bb

Compound name: 13C3-PFHxS
Response Factor: 1
RRF SD: 0, Relative SD: 0
Response type: Internal Std (Ref 56), Area * (IS Conc. / IS Area)
Curve type: RF

	#	Name	Type	Std. Conc	RT	Area	IS Area	Response	Conc.	%Dev	Conc. Flag	CoD	CoD Flag	x=excluded
1	1	180103M1_2	Standard	12.500	3.86	2799.926	2799.926	12.500	12.5	0.0	NO		NO	bb
2	2	180103M1_3	Standard	12.500	3.86	3014.515	3014.515	12.500	12.5	0.0	NO		NO	bb
3	3	180103M1_4	Standard	12.500	3.86	2357.118	2357.118	12.500	12.5	0.0	NO		NO	bb
4	4	180103M1_5	Standard	12.500	3.86	3483.514	3483.514	12.500	12.5	0.0	NO		NO	bb
5	5	180103M1_6	Standard	12.500	3.86	2578.230	2578.230	12.500	12.5	0.0	NO		NO	bb
6	6	180103M1_7	Standard	12.500	3.86	3276.110	3276.110	12.500	12.5	0.0	NO		NO	bb
7	7	180103M1_8	Standard	12.500	3.86	3359.604	3359.604	12.500	12.5	0.0	NO		NO	bb
8	8	180103M1_9	Standard	12.500	3.86	2994.842	2994.842	12.500	12.5	0.0	NO		NO	bb

Vista Analytical Laboratory

Dataset: U:\Q4.PRO\results\180103M1\170103M1-CRV.qld

Last Altered: Thursday, January 04, 2018 10:09:51 Pacific Standard Time
Printed: Thursday, January 04, 2018 10:47:58 Pacific Standard Time

Compound name: 13C8-PFOA
Response Factor: 1
RRF SD: 0, Relative SD: 0
Response type: Internal Std (Ref 57), Area * (IS Conc. / IS Area)
Curve type: RF

	#	Name	Type	Std. Conc	RT	Area	IS Area	Response	Conc.	%Dev	Conc. Flag	CoD	CoD Flag	x=excluded
1	1	180103M1_2	Standard	12.500	4.23	11100.987	11100.987	12.500	12.5	0.0	NO		NO	bb
2	2	180103M1_3	Standard	12.500	4.23	9866.950	9866.950	12.500	12.5	0.0	NO		NO	bb
3	3	180103M1_4	Standard	12.500	4.23	8238.614	8238.614	12.500	12.5	0.0	NO		NO	bb
4	4	180103M1_5	Standard	12.500	4.23	11609.804	11609.804	12.500	12.5	0.0	NO		NO	bb
5	5	180103M1_6	Standard	12.500	4.23	8966.889	8966.889	12.500	12.5	0.0	NO		NO	bb
6	6	180103M1_7	Standard	12.500	4.23	11519.709	11519.709	12.500	12.5	0.0	NO		NO	bb
7	7	180103M1_8	Standard	12.500	4.23	11371.092	11371.092	12.500	12.5	0.0	NO		NO	bb
8	8	180103M1_9	Standard	12.500	4.23	9863.073	9863.073	12.500	12.5	0.0	NO		NO	bb

Compound name: 13C9-PFNA
Response Factor: 1
RRF SD: 0, Relative SD: 0
Response type: Internal Std (Ref 58), Area * (IS Conc. / IS Area)
Curve type: RF

	#	Name	Type	Std. Conc	RT	Area	IS Area	Response	Conc.	%Dev	Conc. Flag	CoD	CoD Flag	x=excluded
1	1	180103M1_2	Standard	12.500	4.66	10529.079	10529.079	12.500	12.5	0.0	NO		NO	bb
2	2	180103M1_3	Standard	12.500	4.66	10434.885	10434.885	12.500	12.5	0.0	NO		NO	bb
3	3	180103M1_4	Standard	12.500	4.66	8547.799	8547.799	12.500	12.5	0.0	NO		NO	bb
4	4	180103M1_5	Standard	12.500	4.66	12404.580	12404.580	12.500	12.5	0.0	NO		NO	bb
5	5	180103M1_6	Standard	12.500	4.66	10059.679	10059.679	12.500	12.5	0.0	NO		NO	bb
6	6	180103M1_7	Standard	12.500	4.67	12391.613	12391.613	12.500	12.5	0.0	NO		NO	bb
7	7	180103M1_8	Standard	12.500	4.67	13151.033	13151.033	12.500	12.5	0.0	NO		NO	bb
8	8	180103M1_9	Standard	12.500	4.67	11523.121	11523.121	12.500	12.5	0.0	NO		NO	bb

Vista Analytical Laboratory

Dataset: U:\Q4.PRO\results\180103M1\170103M1-CRV.qld

Last Altered: Thursday, January 04, 2018 10:09:51 Pacific Standard Time
Printed: Thursday, January 04, 2018 10:47:58 Pacific Standard Time

Compound name: 13C4-PFOS
Response Factor: 1
RRF SD: 0, Relative SD: 0
Response type: Internal Std (Ref 59), Area * (IS Conc. / IS Area)
Curve type: RF

	#	Name	Type	Std. Conc	RT	Area	IS Area	Response	Conc.	%Dev	Conc. Flag	CoD	CoD Flag	x=excluded
1	1	180103M1_2	Standard	12.500	4.75	3019.729	3019.729	12.500	12.5	0.0	NO		NO	bb
2	2	180103M1_3	Standard	12.500	4.75	2804.945	2804.945	12.500	12.5	0.0	NO		NO	bb
3	3	180103M1_4	Standard	12.500	4.75	2812.073	2812.073	12.500	12.5	0.0	NO		NO	bb
4	4	180103M1_5	Standard	12.500	4.75	3148.776	3148.776	12.500	12.5	0.0	NO		NO	bb
5	5	180103M1_6	Standard	12.500	4.75	2418.493	2418.493	12.500	12.5	0.0	NO		NO	bb
6	6	180103M1_7	Standard	12.500	4.75	2993.323	2993.323	12.500	12.5	0.0	NO		NO	bb
7	7	180103M1_8	Standard	12.500	4.75	3155.906	3155.906	12.500	12.5	0.0	NO		NO	bb
8	8	180103M1_9	Standard	12.500	4.75	3408.326	3408.326	12.500	12.5	0.0	NO		NO	bb

Vista Analytical Laboratory

Dataset: U:\Q4.PRO\results\180103M1\170103M1-CRV.qld

Last Altered: Thursday, January 04, 2018 10:09:51 Pacific Standard Time
Printed: Thursday, January 04, 2018 10:37:02 Pacific Standard Time

Method: U:\Q4.PRO\MethDB\PFAS_FULL_80C_122917-PFOA-QUAD.mdb 03 Jan 2018 12:34:09
Calibration: U:\Q4.PRO\CurveDB\C18_VAL-PFAS_Q4_01-03-18_SHORTLIST_OLD.cdb 04 Jan 2018 10:09:51

Name: 180103M1_2, Date: 03-Jan-2018, Time: 18:49:02, ID: ST180103M1-1 PFC CS-2 17K2806, Description: PFC CS-2 17K2806

	#	Name	CoD	CoD Flag	%RSD
1	1	PFBA	0.9976	NO	
2	2	PFPeA	0.9923	NO	
3	3	PFBS	0.9959	NO	
4	4	PFHxA	0.9948	NO	
5	5	PFHpA	0.9995	NO	
6	6	L-PFHxS	0.9965	NO	
7	9	L-PFOA	0.9986	NO	
8	12	PFNA	0.9997	NO	
9	14	L-PFOS	0.9981	NO	
10	31	13C3-PFBA		NO	5.352
11	32	13C3-PFPeA		NO	6.864
12	33	13C3-PFBS		NO	8.354
13	34	13C2-PFHxA		NO	7.348
14	35	13C4-PFHpA		NO	5.054
15	36	18O2-PFHxS		NO	9.934
16	38	13C2-PFOA		NO	8.602
17	39	13C5-PFNA		NO	9.710

Quantify Compound Summary Report **MassLynx MassLynx V4.1 SCN945 SCN960**
Vista Analytical Laboratory

Dataset: Untitled

Last Altered: Thursday, January 04, 2018 10:58:14 Pacific Standard Time
Printed: Thursday, January 04, 2018 11:00:02 Pacific Standard Time

Method: U:\Q4.PRO\MethDB\PFAS_FULL_80C_010318.mdb 04 Jan 2018 07:53:25
Calibration: U:\Q4.PRO\CurveDB\C18_VAL-PFAS_Q4_01-03-18_SHORTLIST_OLD.cdb 04 Jan 2018 10:09:51

Compound name: PFBA

	Name	ID	Acq.Date	Acq.Time
1	180103M1_1	IPA	03-Jan-18	18:37:54
2	180103M1_2	ST180103M1-1 PFC CS-2 17K2806	03-Jan-18	18:49:02
3	180103M1_3	ST180103M1-2 PFC CS-1 17K2807	03-Jan-18	19:00:13
4	180103M1_4	ST180103M1-3 PFC CS1 17K2814	03-Jan-18	19:11:24
5	180103M1_5	ST180103M1-4 PFC CS2 17K2809	03-Jan-18	19:22:34
6	180103M1_6	ST180103M1-5 PFC CS3 17K1708	03-Jan-18	19:33:45
7	180103M1_7	ST180103M1-6 PFC CS4 17K2811	03-Jan-18	19:44:56
8	180103M1_8	ST180103M1-7 PFC CS5 17K2812	03-Jan-18	19:56:06
9	180103M1_9	ST180103M1-8 PFC CS6 17K2817	03-Jan-18	20:07:17
10	180103M1_10	IPA	03-Jan-18	20:18:28
11	180103M1_11	ICV180103M1-1 PFC ICV 17L2813	03-Jan-18	20:29:39

Vista Analytical Laboratory Q1

Dataset: U:\Q4.PRO\results\180103M1\170103M1-CRV.qld

Last Altered: Thursday, January 04, 2018 10:09:51 Pacific Standard Time
Printed: Thursday, January 04, 2018 10:35:03 Pacific Standard Time

Method: U:\Q4.PRO\MethDB\PFAS_FULL_80C_122917-PFOA-QUAD.mdb 03 Jan 2018 12:34:09
Calibration: U:\Q4.PRO\CurveDB\C18_VAL-PFAS_Q4_01-03-18_SHORTLIST_OLD.cdb 04 Jan 2018 10:09:51

Compound name: PFBA
Correlation coefficient: r = 0.998782, r^2 = 0.997566
Calibration curve: 1.17008 * x + -0.00997098
Response type: Internal Std (Ref 31), Area * (IS Conc. / IS Area)
Curve type: Linear, Origin: Include, Weighting: 1/x, Axis trans: None

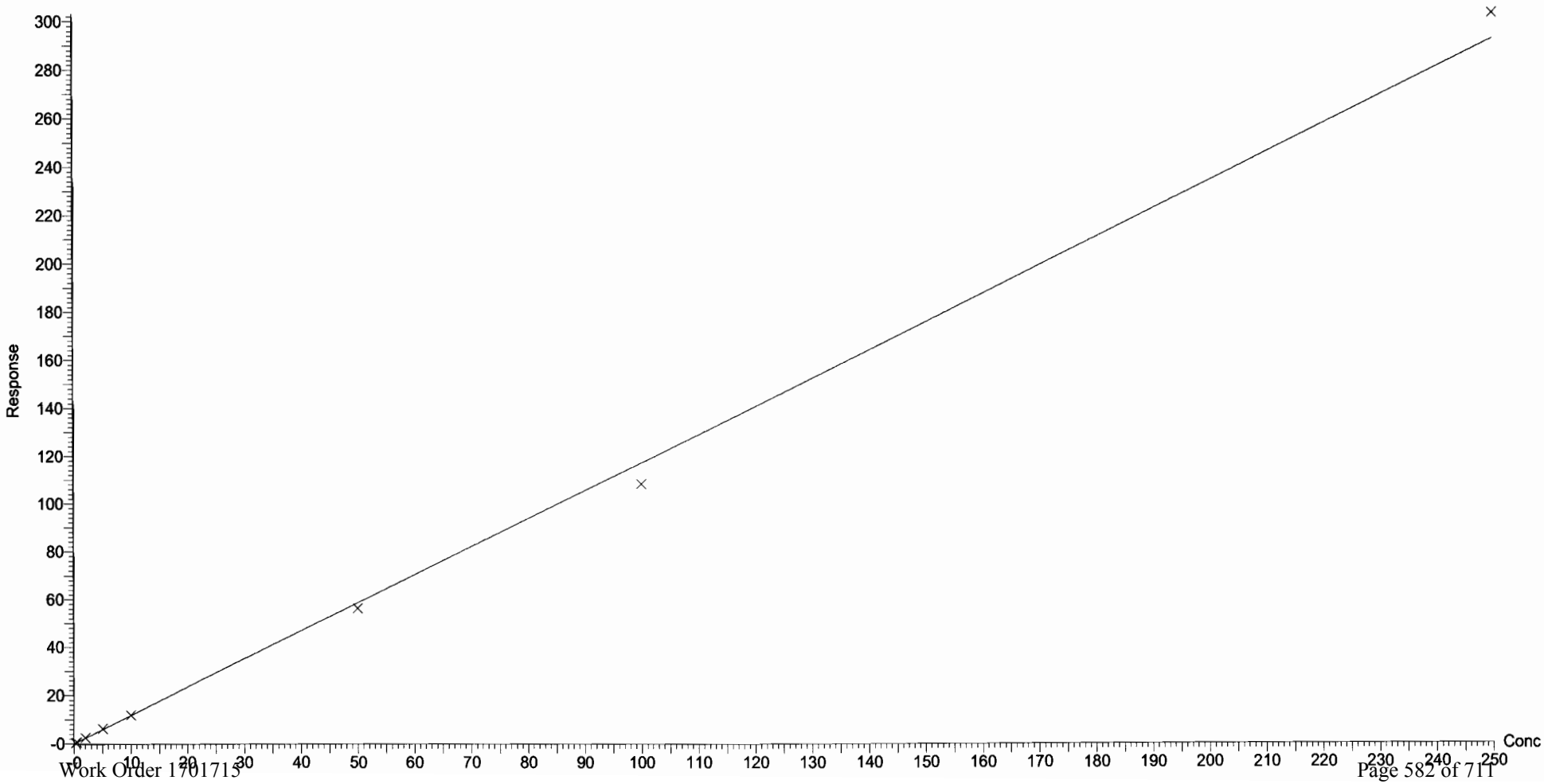

Vista Analytical Laboratory Q1

Dataset: U:\Q4.PRO\results\180103M1\170103M1-CRV.qld

Last Altered: Thursday, January 04, 2018 10:09:51 Pacific Standard Time
Printed: Thursday, January 04, 2018 10:35:03 Pacific Standard Time

Compound name: PFPeA
Correlation coefficient: r = 0.996144, r^2 = 0.992303
Calibration curve: 1.0552 * x + -0.0187473
Response type: Internal Std (Ref 32), Area * (IS Conc. / IS Area)
Curve type: Linear, Origin: Exclude, Weighting: 1/x, Axis trans: None

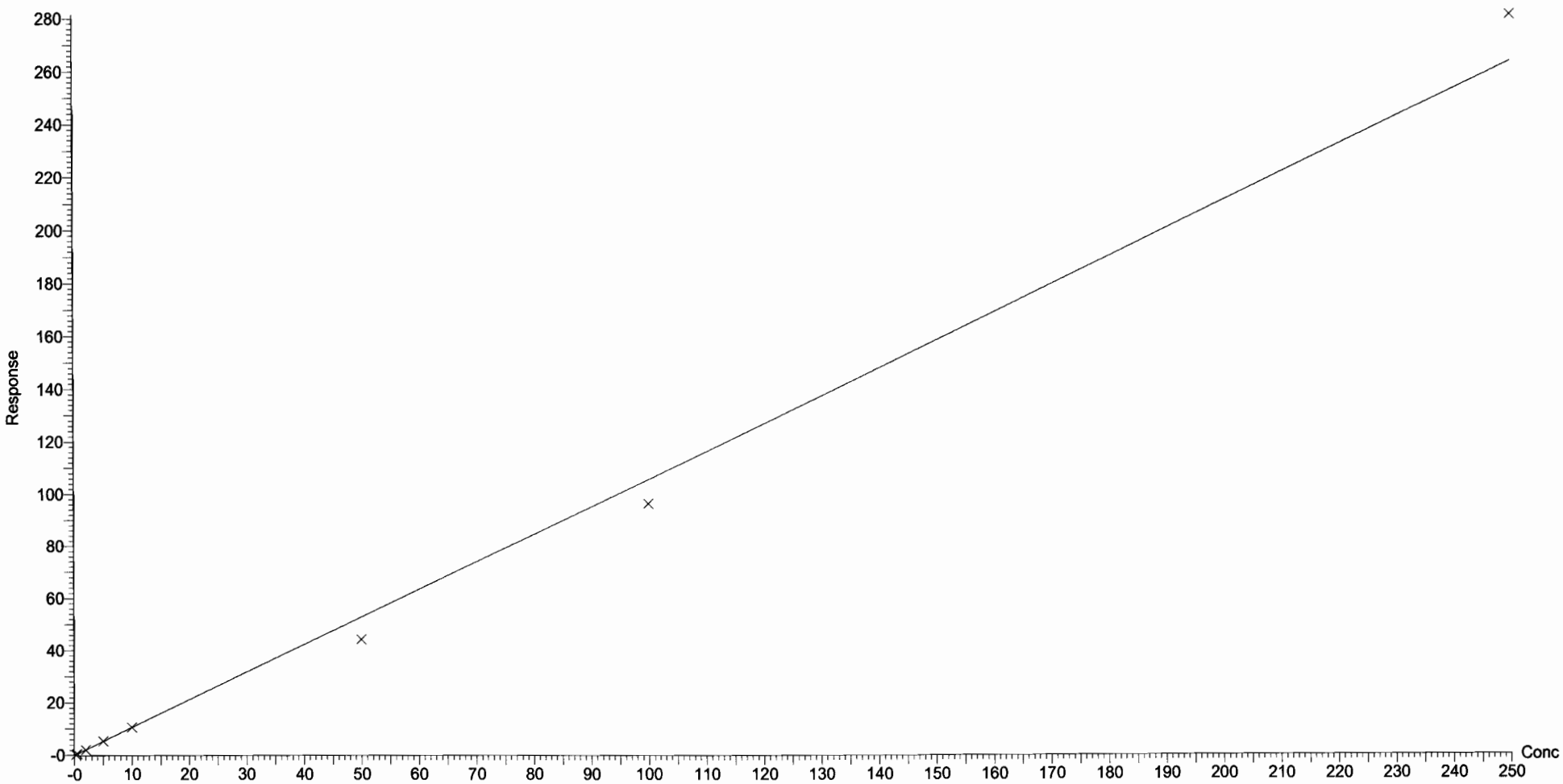

Dataset: U:\Q4.PRO\results\180103M1\170103M1-CRV.qld

Last Altered: Thursday, January 04, 2018 10:09:51 Pacific Standard Time
Printed: Thursday, January 04, 2018 10:35:03 Pacific Standard Time

Compound name: PFBS
Correlation coefficient: r = 0.997950, r^2 = 0.995905
Calibration curve: 1.84929 * x + -0.0213443
Response type: Internal Std (Ref 33), Area * (IS Conc. / IS Area)
Curve type: Linear, Origin: Exclude, Weighting: 1/x, Axis trans: None

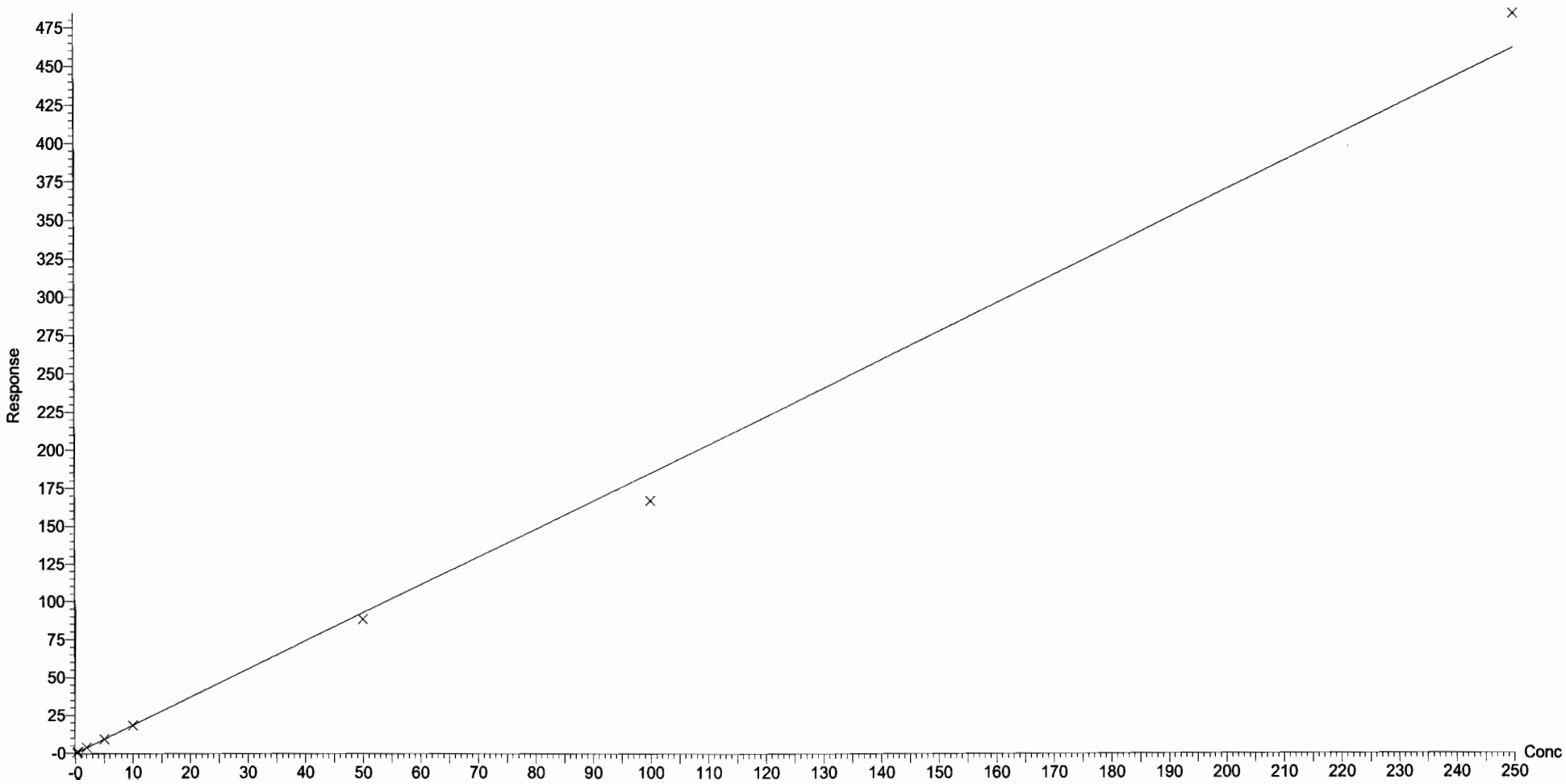

Dataset: U:\Q4.PRO\results\180103M1\170103M1-CRV.qld

Last Altered: Thursday, January 04, 2018 10:09:51 Pacific Standard Time
Printed: Thursday, January 04, 2018 10:35:03 Pacific Standard Time

Compound name: PFHxA
Correlation coefficient: r = 0.997408, r^2 = 0.994823
Calibration curve: 1.63241 * x + 0.0547964
Response type: Internal Std (Ref 34), Area * (IS Conc. / IS Area)
Curve type: Linear, Origin: Exclude, Weighting: 1/x, Axis trans: None

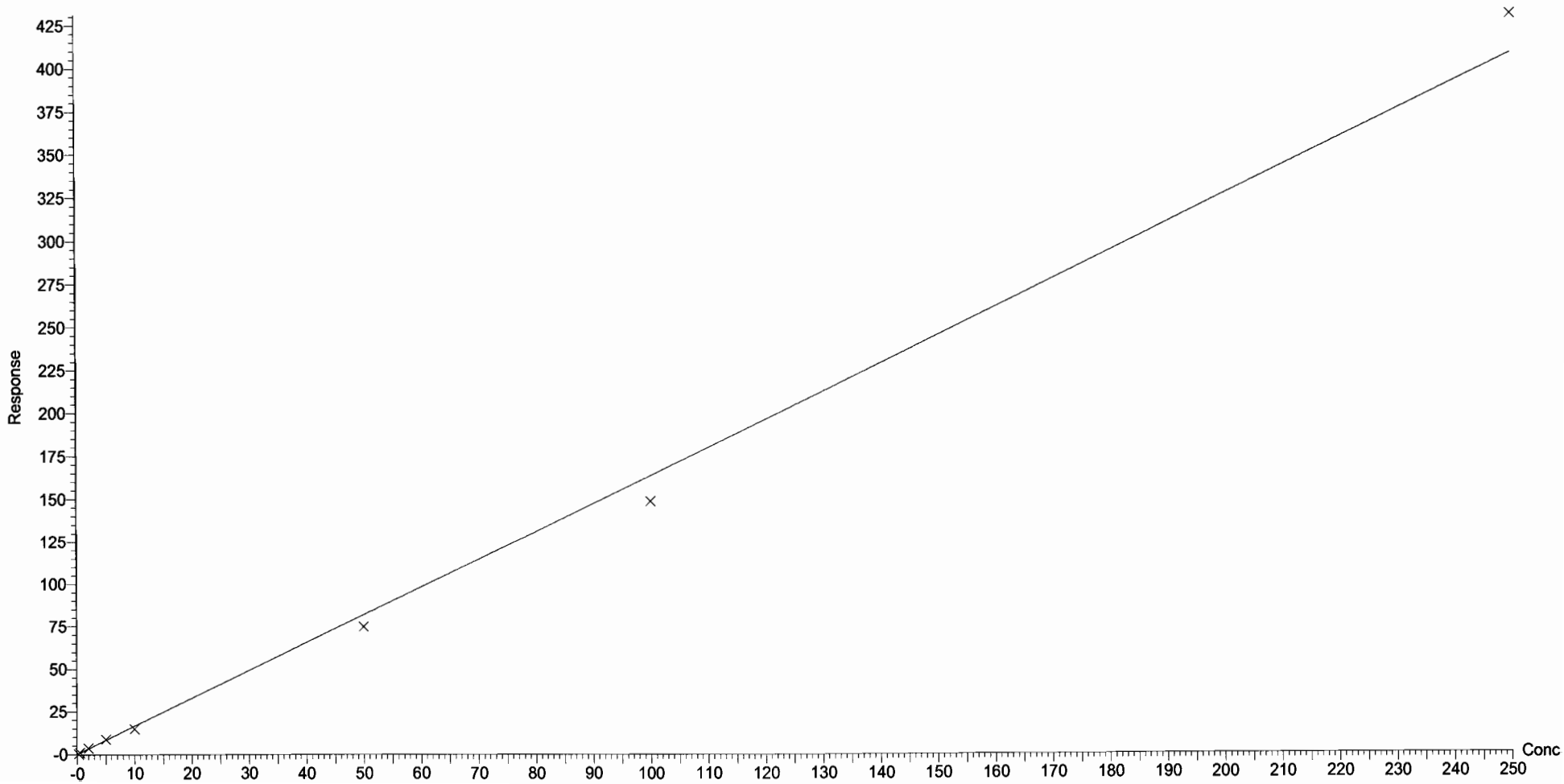

Dataset: U:\Q4.PRO\results\180103M1\170103M1-CRV.qld

Last Altered: Thursday, January 04, 2018 10:09:51 Pacific Standard Time
Printed: Thursday, January 04, 2018 10:35:03 Pacific Standard Time

Compound name: PFHpA
Correlation coefficient: r = 0.999734, r^2 = 0.999468
Calibration curve: 1.29332 * x + 0.0752108
Response type: Internal Std (Ref 35), Area * (IS Conc. / IS Area)
Curve type: Linear, Origin: Exclude, Weighting: 1/x, Axis trans: None

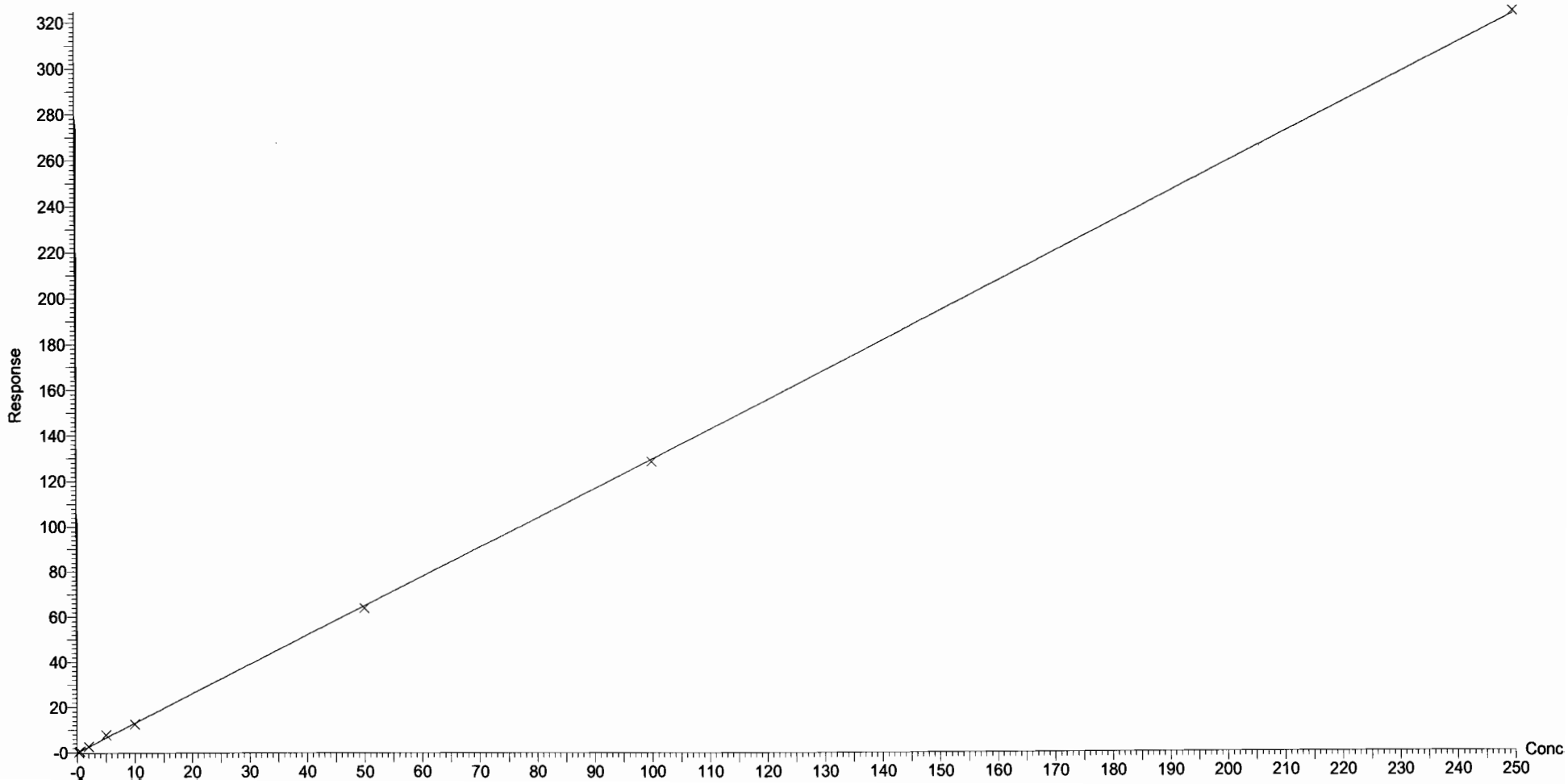

Dataset: U:\Q4.PRO\results\180103M1\170103M1-CRV.qld

Last Altered: Thursday, January 04, 2018 10:09:51 Pacific Standard Time
Printed: Thursday, January 04, 2018 10:35:03 Pacific Standard Time

Compound name: L-PFHxS
Correlation coefficient: r = 0.998262, r^2 = 0.996527
Calibration curve: 1.74315 * x + -0.0937857
Response type: Internal Std (Ref 36), Area * (IS Conc. / IS Area)
Curve type: Linear, Origin: Exclude, Weighting: 1/x, Axis trans: None

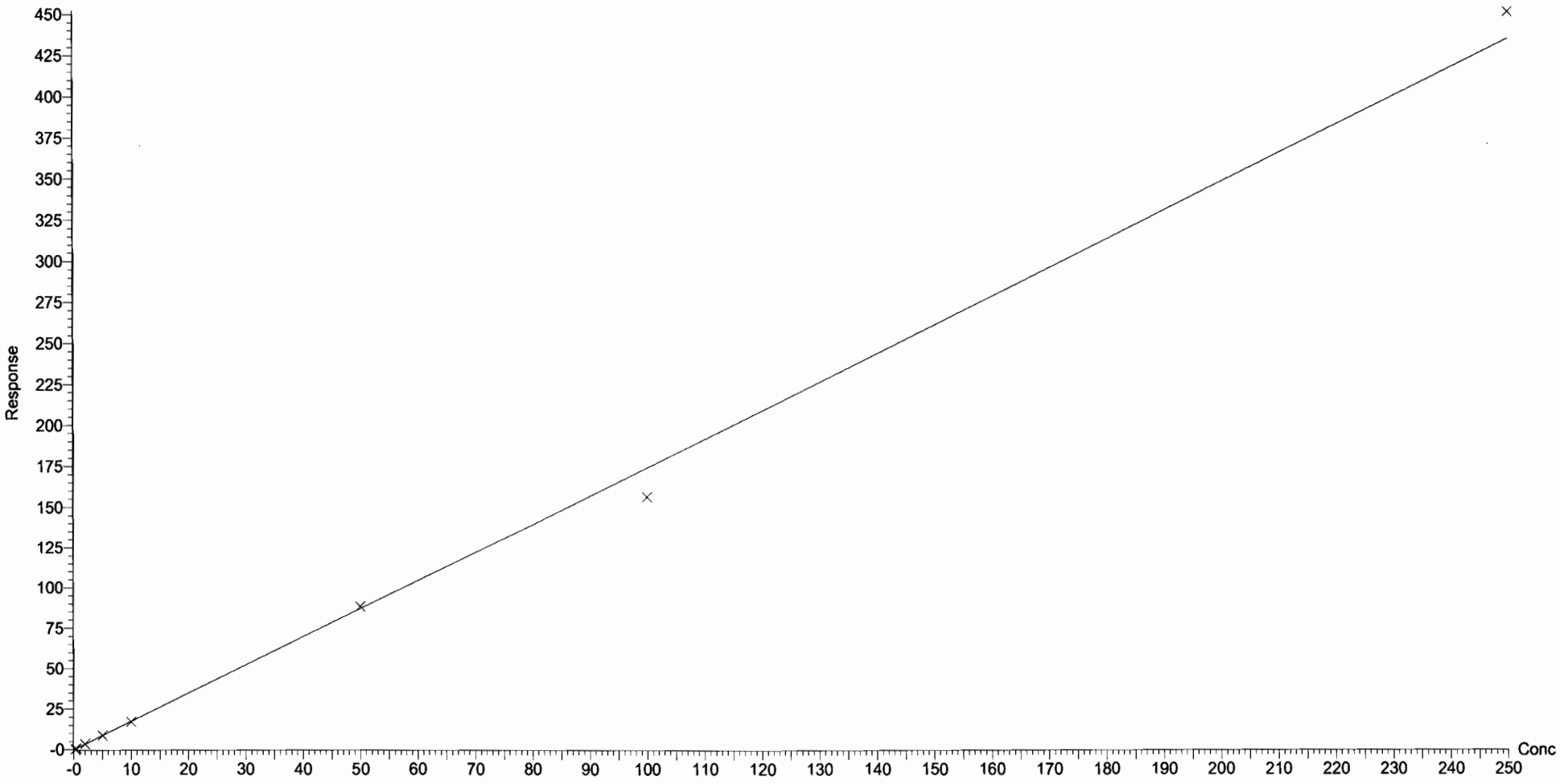

Vista Analytical Laboratory Q1

Dataset: U:\Q4.PRO\results\180103M1\170103M1-CRV.qld

Last Altered: Thursday, January 04, 2018 10:09:51 Pacific Standard Time
Printed: Thursday, January 04, 2018 10:35:03 Pacific Standard Time

Compound name: L-PFOA
Coefficient of Determination: R^2 = 0.998587
Calibration curve: 0.000152641 * x^2 + 0.951526 * x + 0.308351
Response type: Internal Std (Ref 38), Area * (IS Conc. / IS Area)
Curve type: 2nd Order, Origin: Exclude, Weighting: 1/x, Axis trans: None

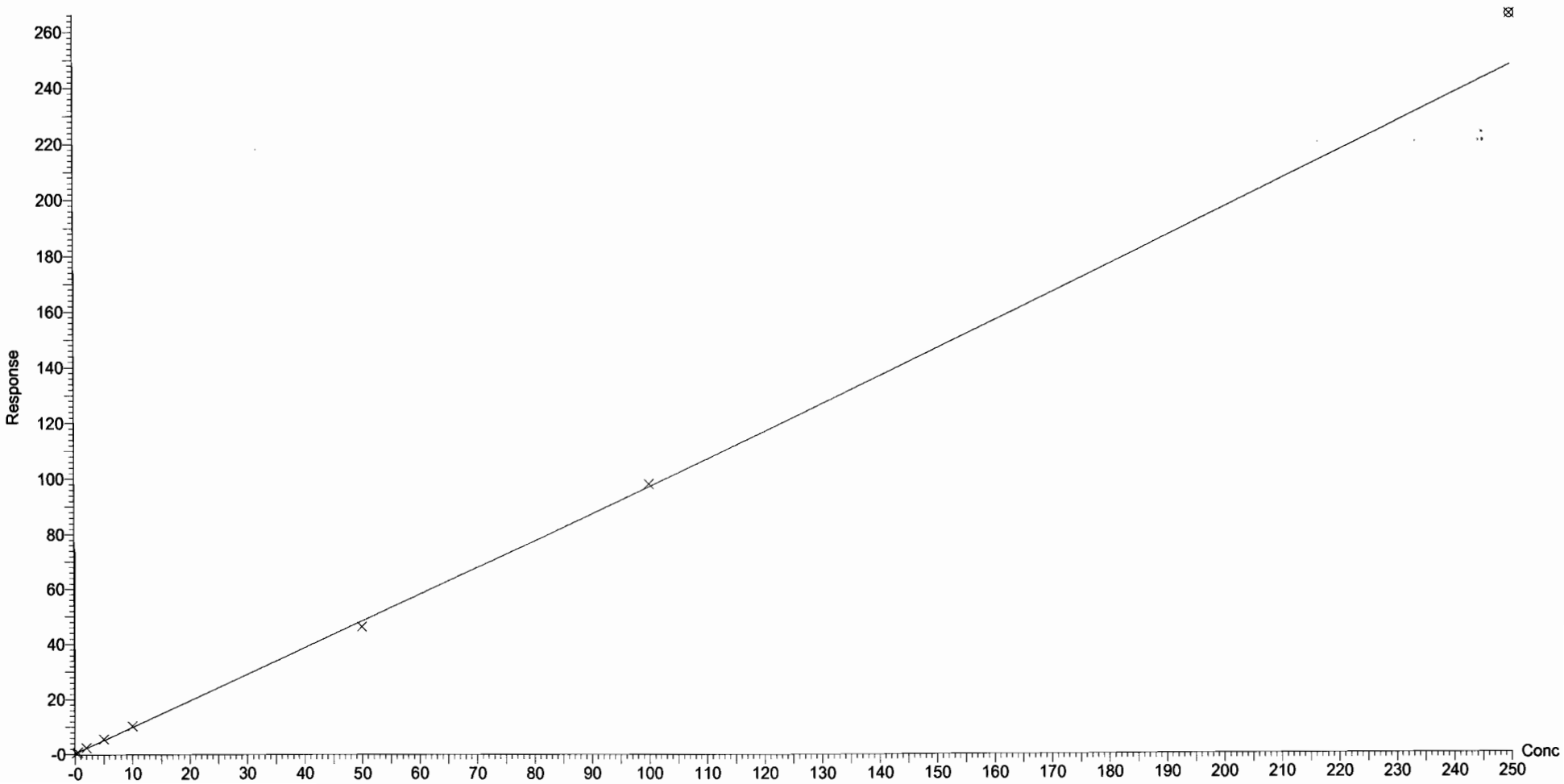

Dataset: U:\Q4.PRO\results\180103M1\170103M1-CRV.qld

Last Altered: Thursday, January 04, 2018 10:09:51 Pacific Standard Time
Printed: Thursday, January 04, 2018 10:35:03 Pacific Standard Time

Compound name: PFNA
Coefficient of Determination: R^2 = 0.999673
Calibration curve: 0.00015618 * x^2 + 1.16342 * x + 0.127593
Response type: Internal Std (Ref 39), Area * (IS Conc. / IS Area)
Curve type: 2nd Order, Origin: Exclude, Weighting: 1/x, Axis trans: None

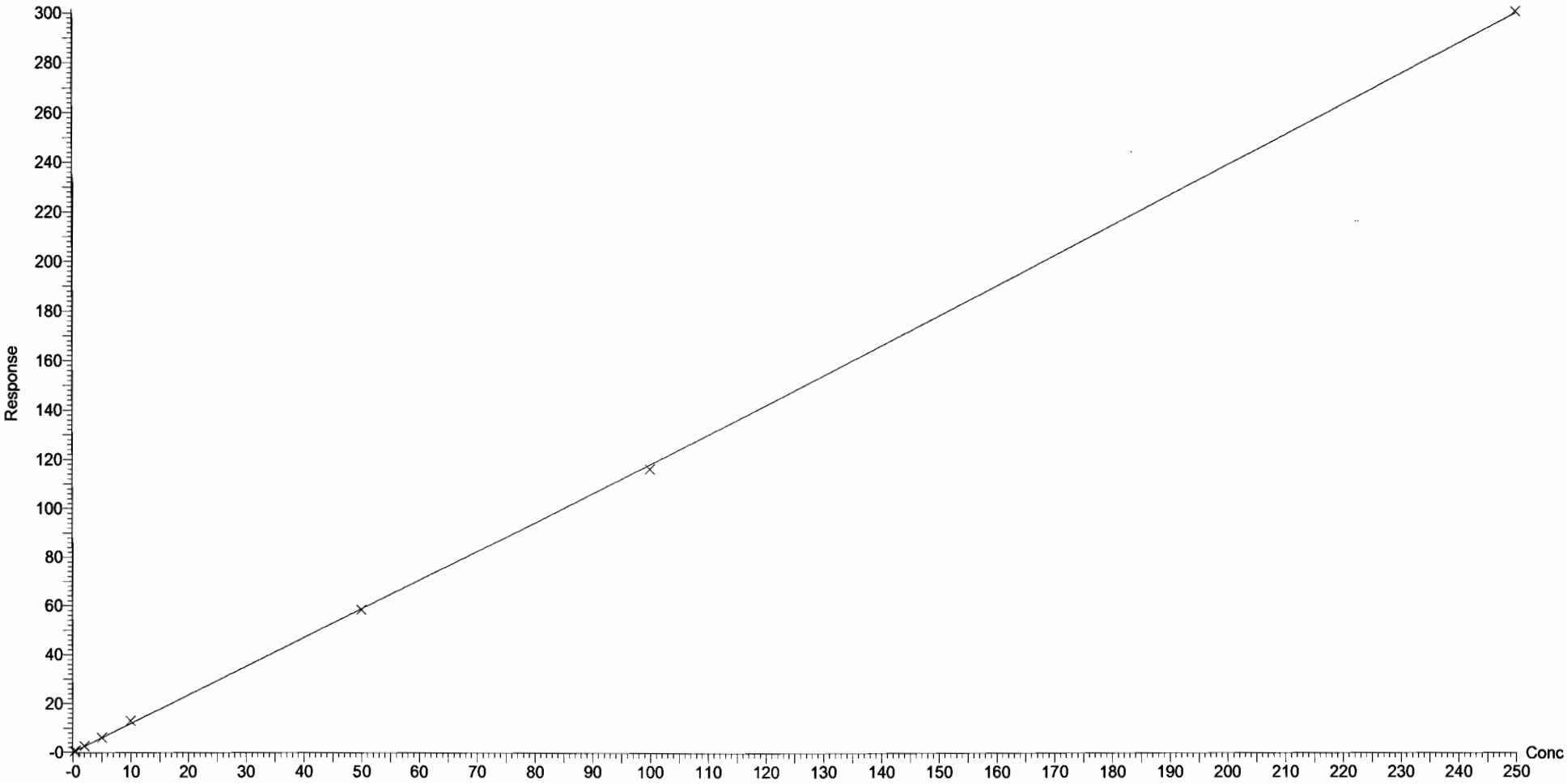

Vista Analytical Laboratory Q1

Dataset: U:\Q4.PRO\results\180103M1\170103M1-CRV.qld

Last Altered: Thursday, January 04, 2018 10:09:51 Pacific Standard Time
Printed: Thursday, January 04, 2018 10:35:03 Pacific Standard Time

Compound name: L-PFOS
Coefficient of Determination: R^2 = 0.998146
Calibration curve: 0.000740951 * x^2 + 0.953254 * x + 0.107017
Response type: Internal Std (Ref 41), Area * (IS Conc. / IS Area)
Curve type: 2nd Order, Origin: Include, Weighting: 1/x, Axis trans: None

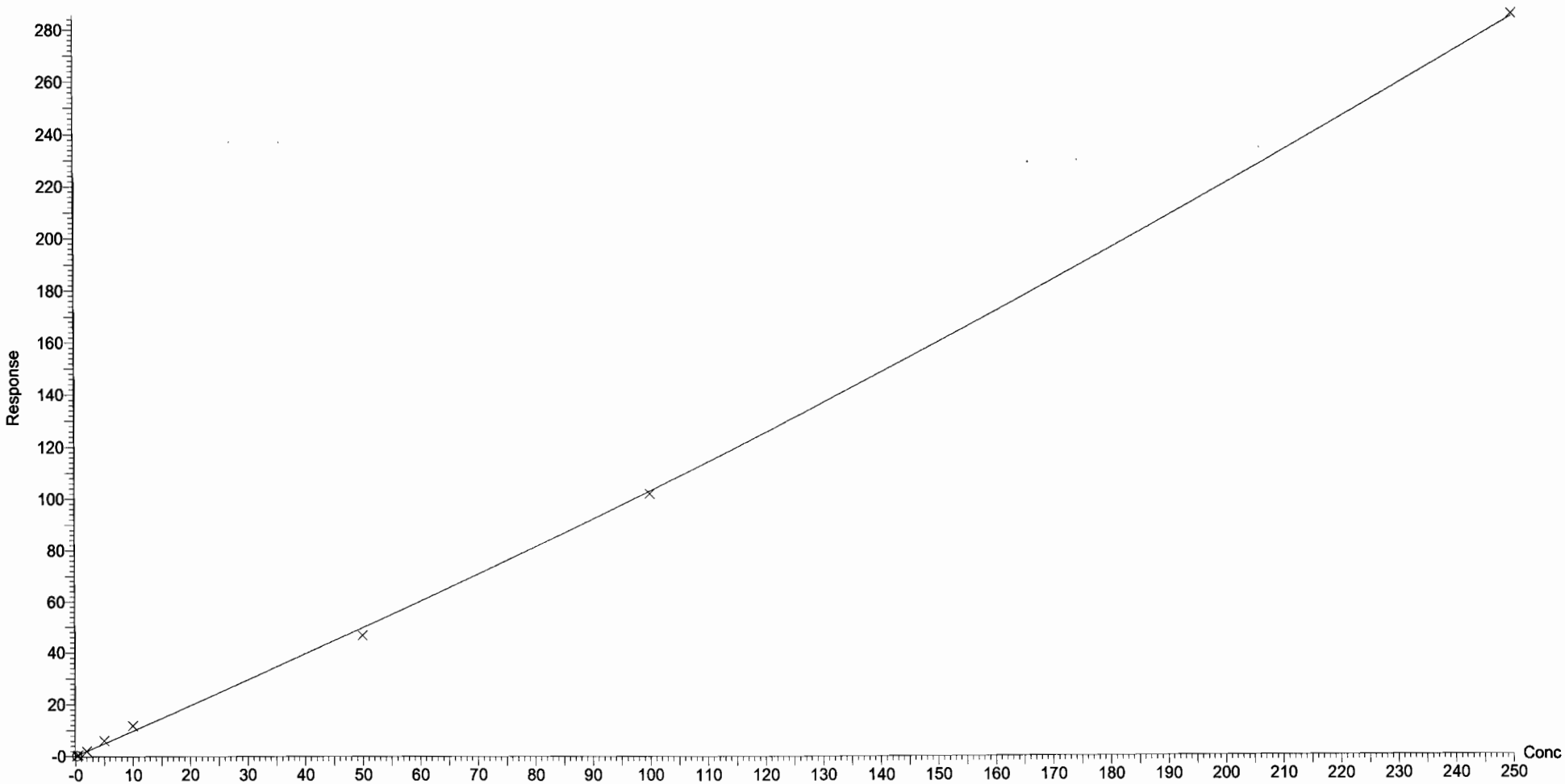

Vista Analytical Laboratory

Dataset: U:\Q4.PRO\results\180103M1\170103M1-CRV.qld

Last Altered: Thursday, January 04, 2018 10:09:51 Pacific Standard Time
Printed: Thursday, January 04, 2018 10:53:07 Pacific Standard Time

Method: U:\Q4.PRO\MethDB\PFAS_FULL_80C_122917-PFOA-QUAD.mdb 03 Jan 2018 12:34:09
Calibration: U:\Q4.PRO\CurveDB\C18_VAL-PFAS_Q4_01-03-18_SHORTLIST_OLD.cdb 04 Jan 2018 10:09:51

Name: 180103M1_2, Date: 03-Jan-2018, Time: 18:49:02, ID: ST180103M1-1 PFC CS-2 17K2806, Description: PFC CS-2 17K2806

PFBA

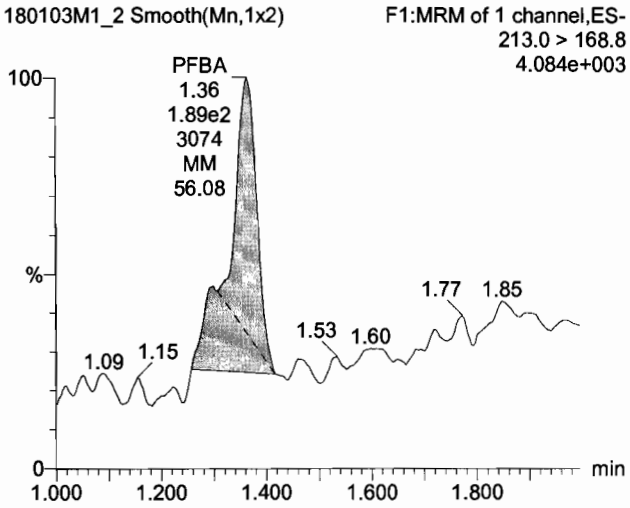

PFPeA

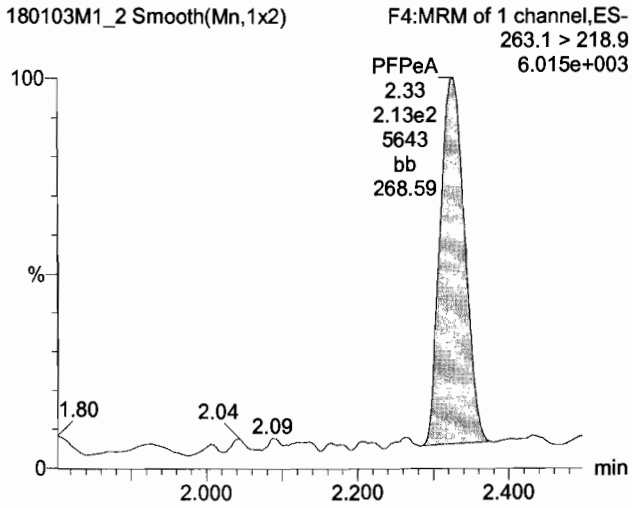

PFBS

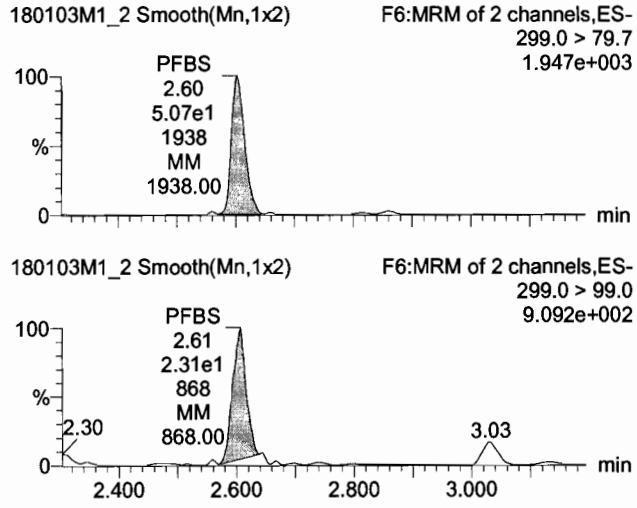

13C3-PFBA

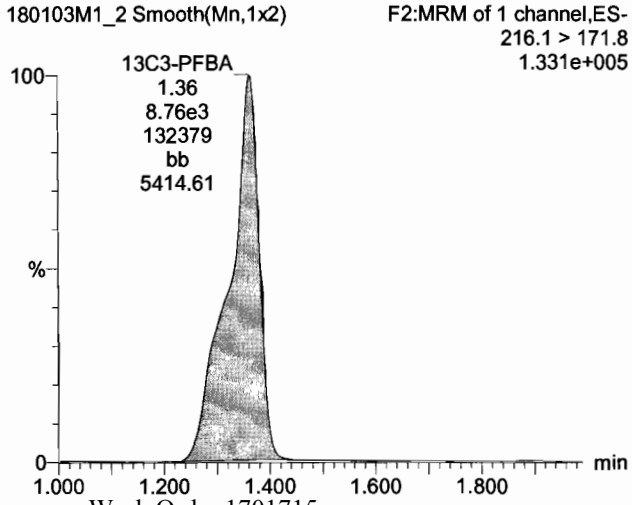

13C3-PFPeA

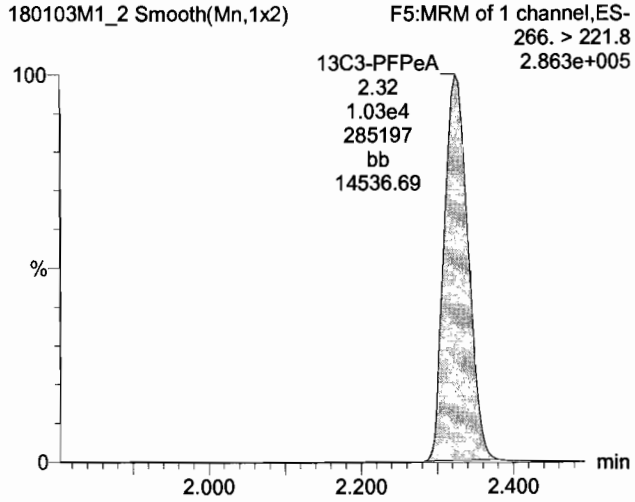

13C3-PFBS

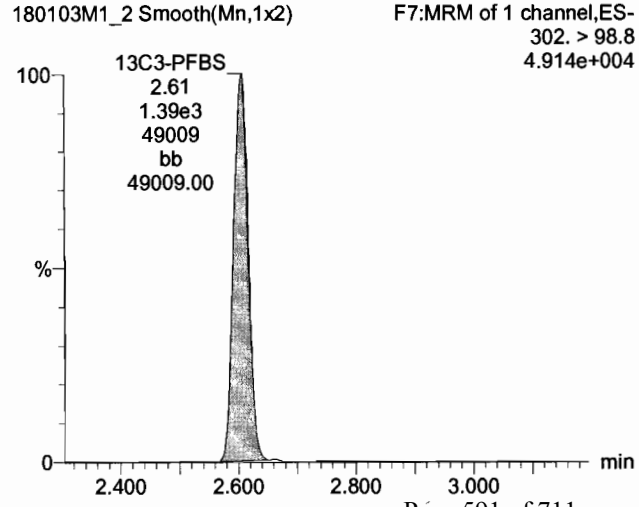

Dataset: U:\Q4.PRO\results\180103M1\170103M1-CRV.qld

Last Altered: Thursday, January 04, 2018 10:09:51 Pacific Standard Time
Printed: Thursday, January 04, 2018 10:53:07 Pacific Standard Time

Name: 180103M1_2, Date: 03-Jan-2018, Time: 18:49:02, ID: ST180103M1-1 PFC CS-2 17K2806, Description: PFC CS-2 17K2806

PFHxA

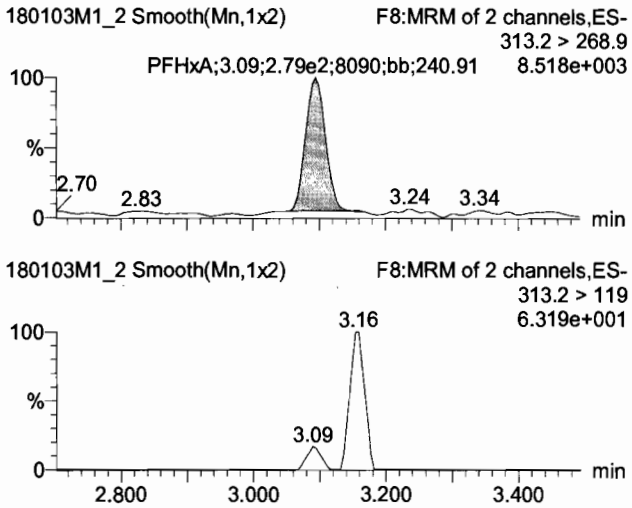

PFHpA

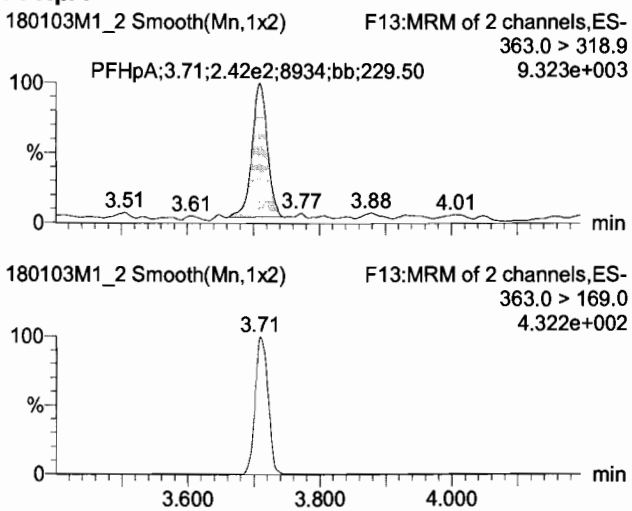

Total PFHxS

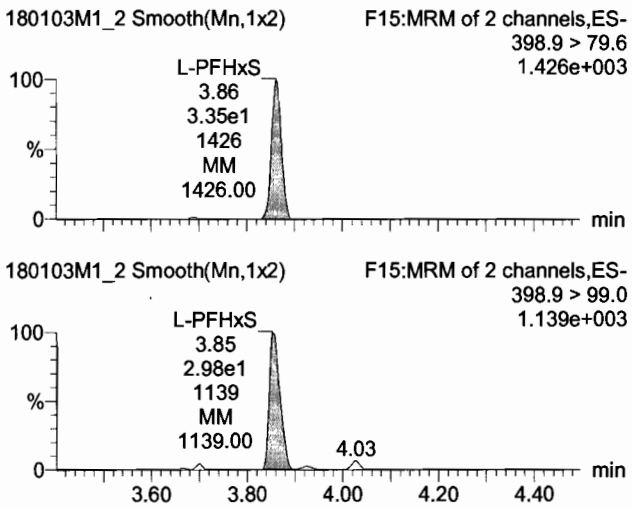

13C2-PFHxA

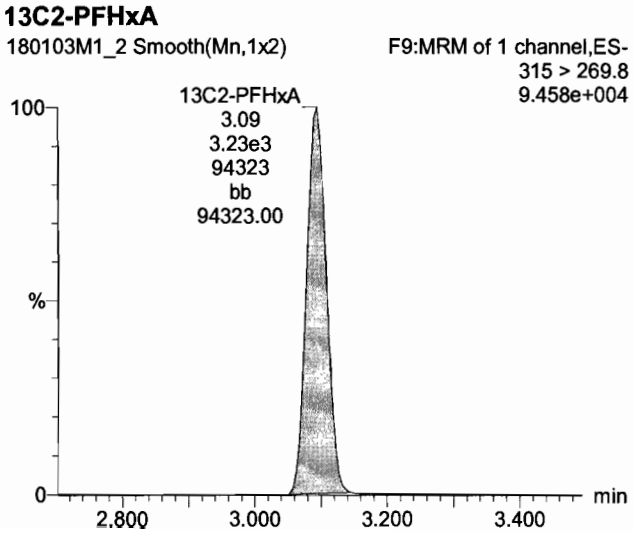

13C4-PFHpA

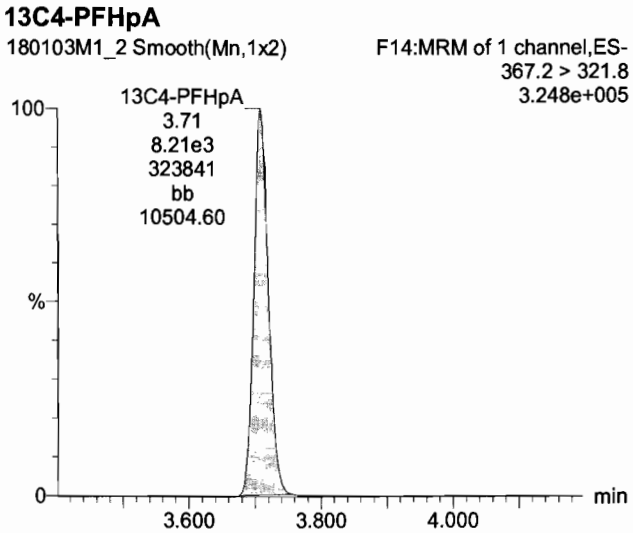

18O2-PFHxS

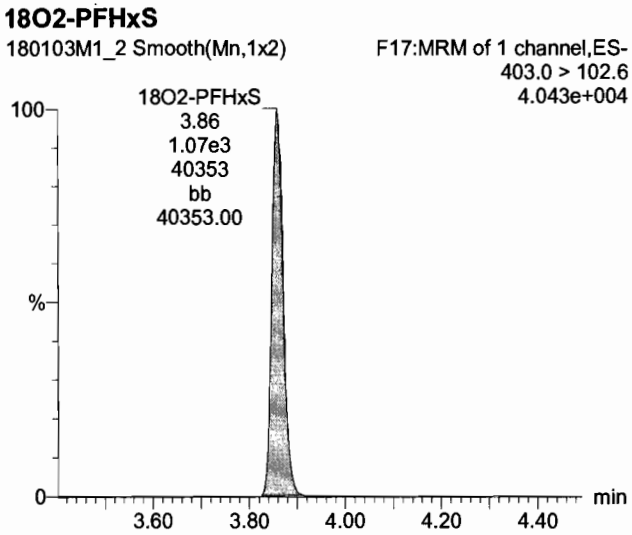

Dataset: U:\Q4.PRO\results\180103M1\170103M1-CRV.qld

Last Altered: Thursday, January 04, 2018 10:09:51 Pacific Standard Time
Printed: Thursday, January 04, 2018 10:53:07 Pacific Standard Time

Name: 180103M1_2, Date: 03-Jan-2018, Time: 18:49:02, ID: ST180103M1-1 PFC CS-2 17K2806, Description: PFC CS-2 17K2806

Total PFOA

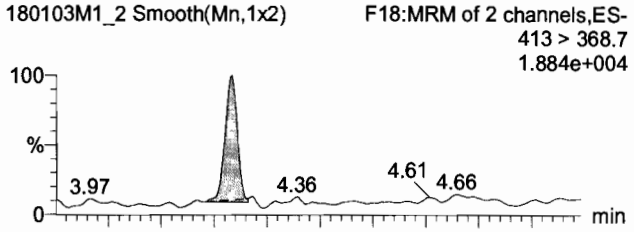

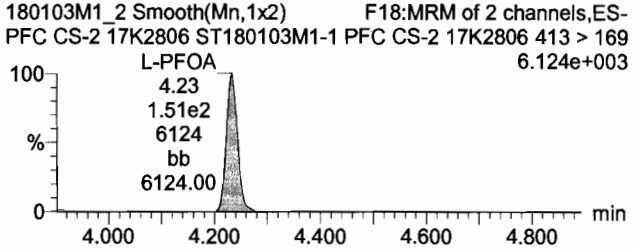

PFNA

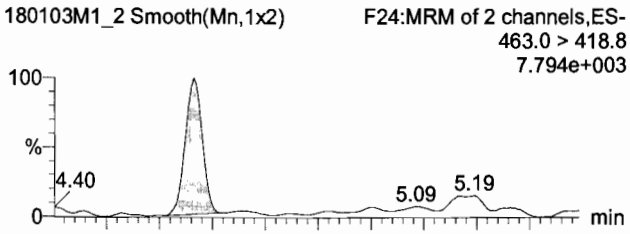

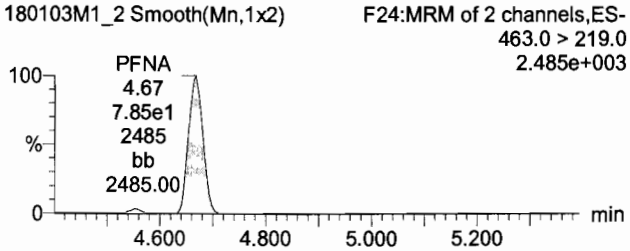

Total PFOS

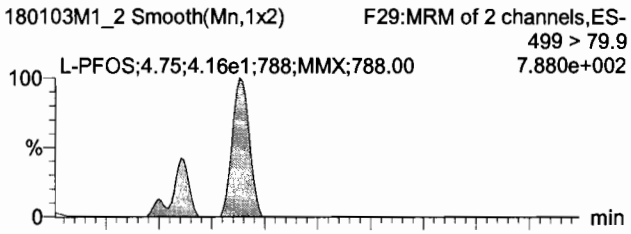

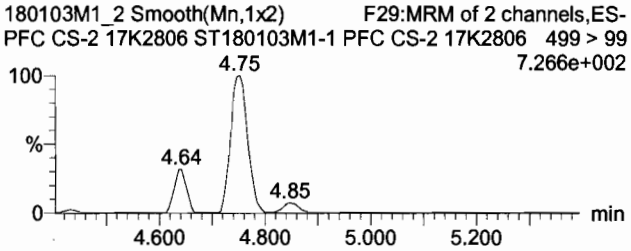

13C2-PFOA

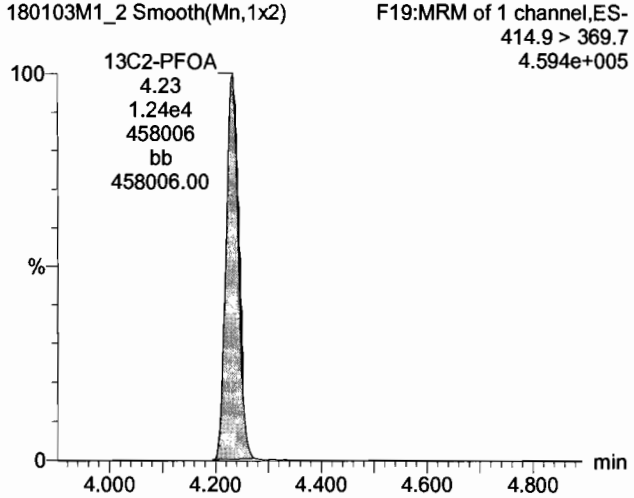

13C5-PFNA

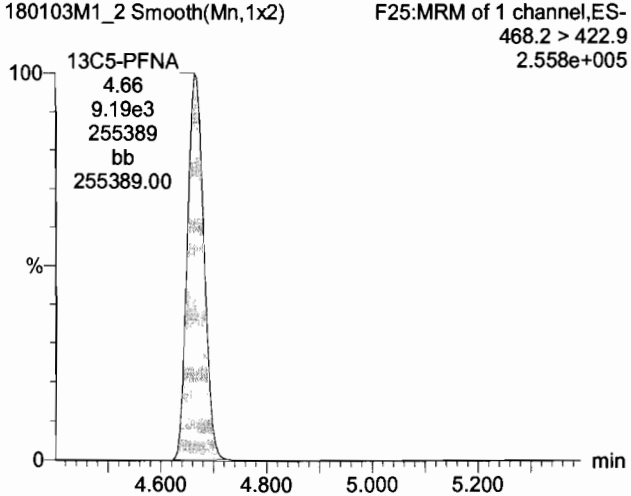

13C8-PFOS

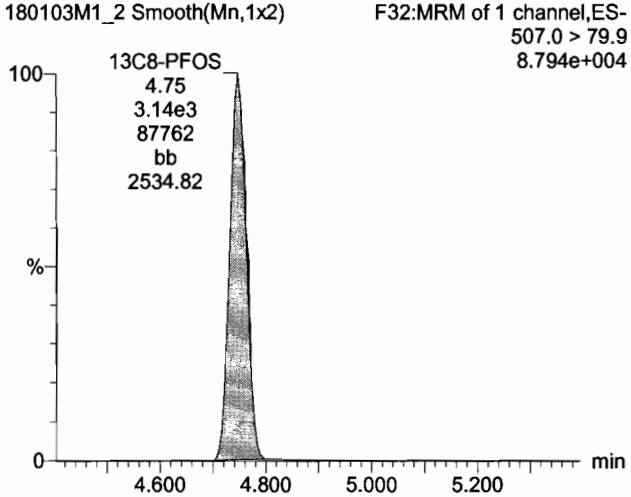

Dataset: U:\Q4.PRO\results\180103M1\170103M1-CRV.qld

Last Altered: Thursday, January 04, 2018 10:09:51 Pacific Standard Time
Printed: Thursday, January 04, 2018 10:53:07 Pacific Standard Time

Name: 180103M1_2, Date: 03-Jan-2018, Time: 18:49:02, ID: ST180103M1-1 PFC CS-2 17K2806, Description: PFC CS-2 17K2806

13C4-PFBA

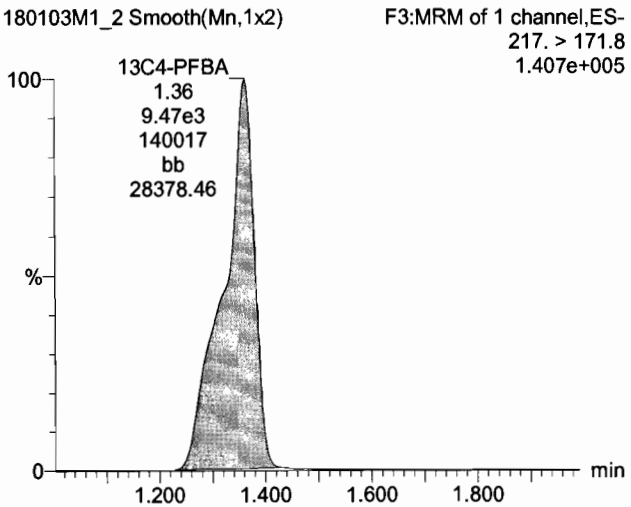

13C5-PFHxA

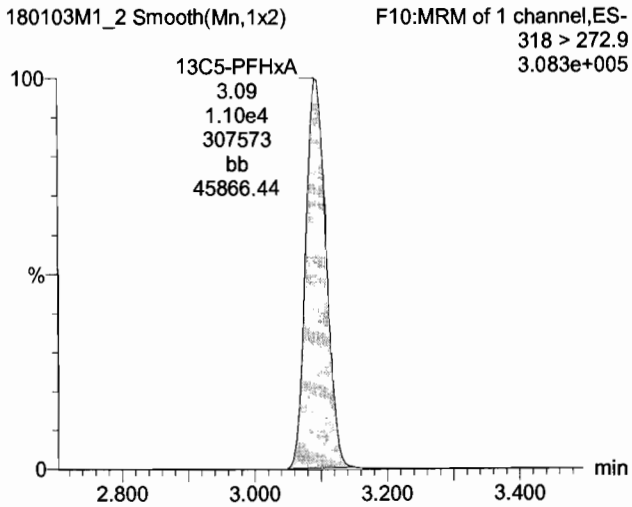

13C3-PFHxS

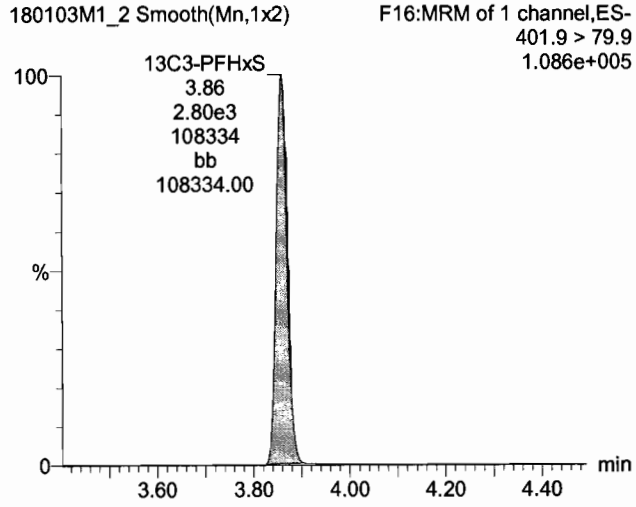

13C8-PFOA

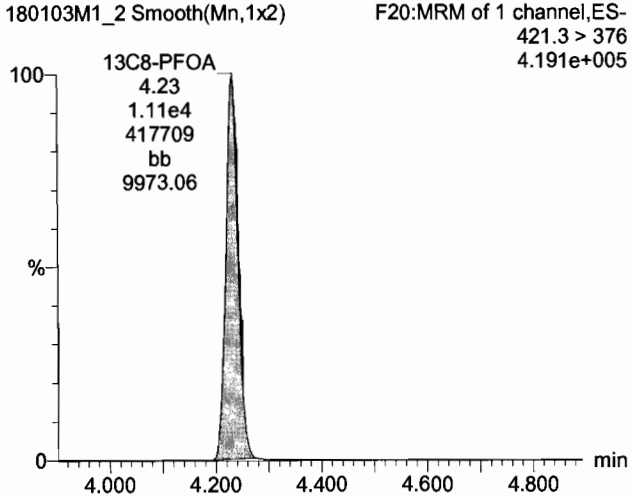

13C9-PFNA

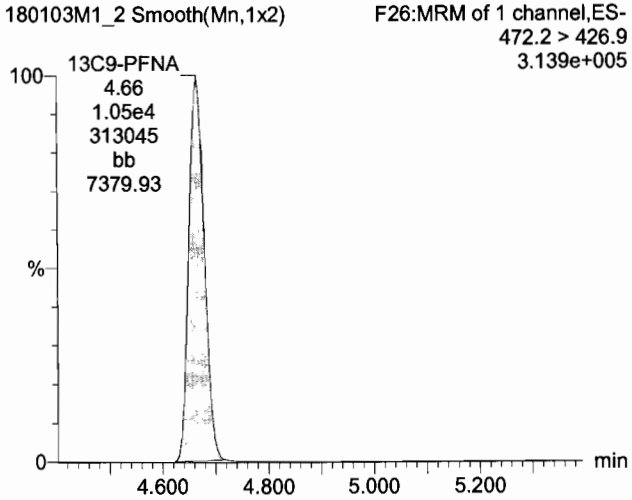

13C4-PFOS

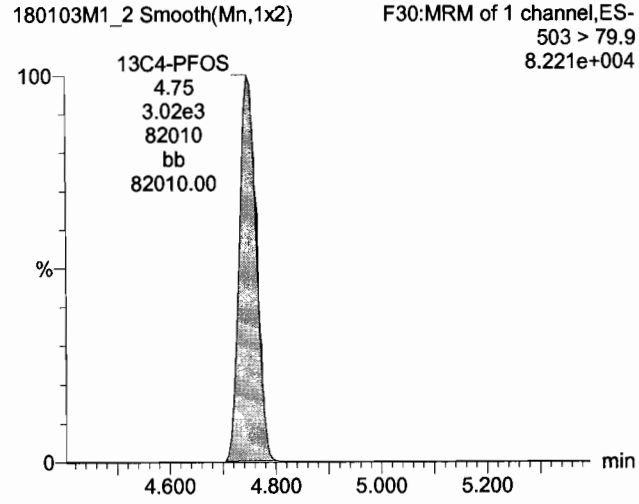

Dataset: U:\Q4.PRO\results\180103M1\170103M1-CRV.qld

Last Altered: Thursday, January 04, 2018 10:09:51 Pacific Standard Time
Printed: Thursday, January 04, 2018 10:53:07 Pacific Standard Time

Name: 180103M1_3, Date: 03-Jan-2018, Time: 19:00:13, ID: ST180103M1-2 PFC CS-1 17K2807, Description: PFC CS-1 17K2807

PFBA

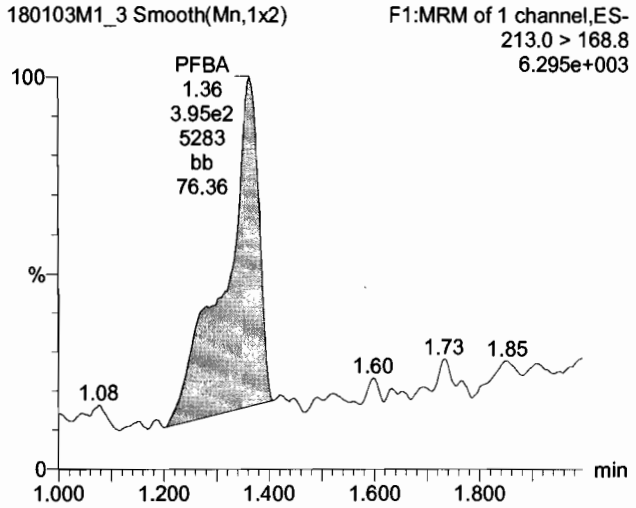

PFPeA

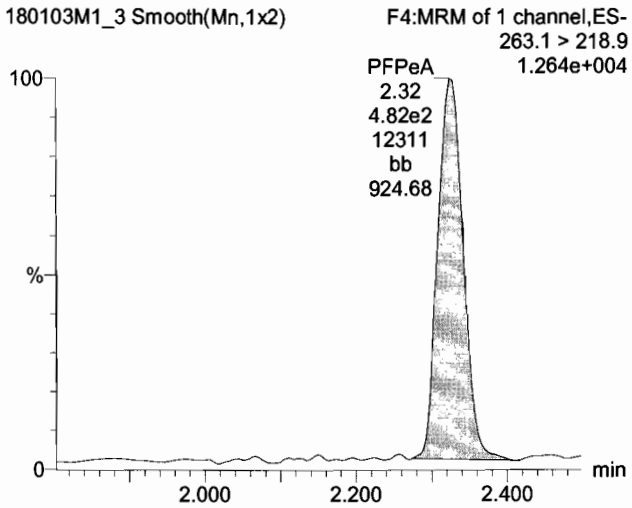

PFBS

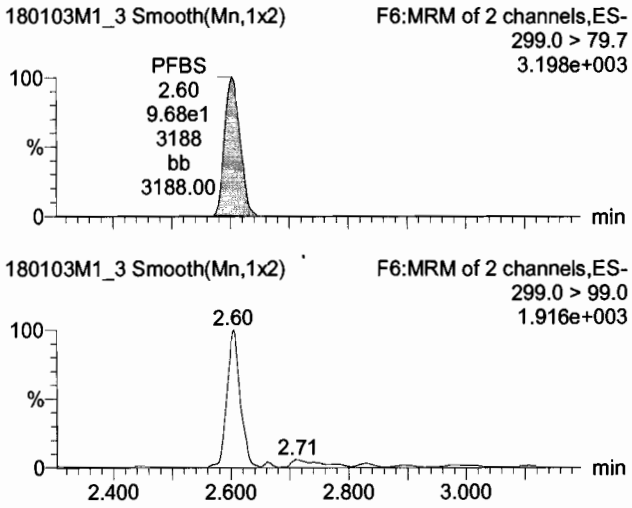

13C3-PFBA

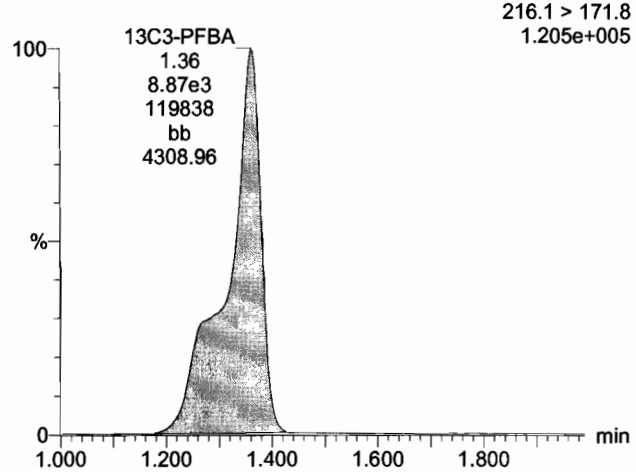

13C3-PFPeA

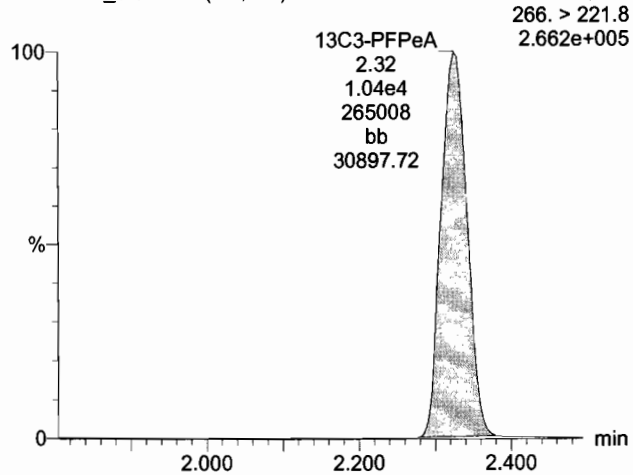

13C3-PFBS

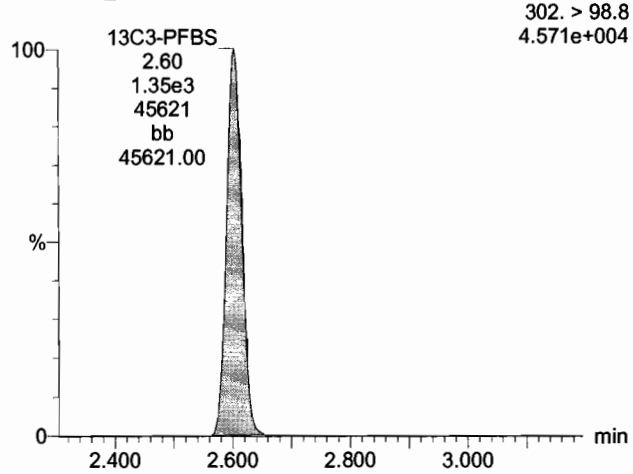

Dataset: U:\Q4.PRO\results\180103M1\170103M1-CRV.qld

Last Altered: Thursday, January 04, 2018 10:09:51 Pacific Standard Time
Printed: Thursday, January 04, 2018 10:53:07 Pacific Standard Time

Name: 180103M1_3, Date: 03-Jan-2018, Time: 19:00:13, ID: ST180103M1-2 PFC CS-1 17K2807, Description: PFC CS-1 17K2807

PFHxA

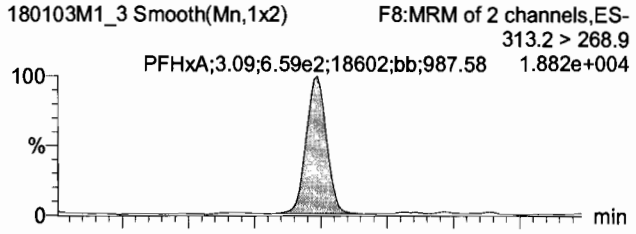

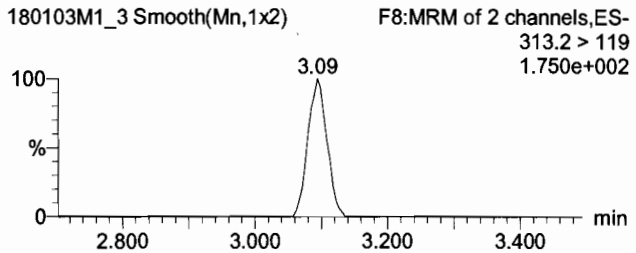

PFHpA

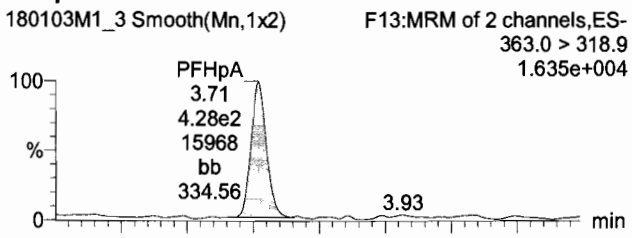

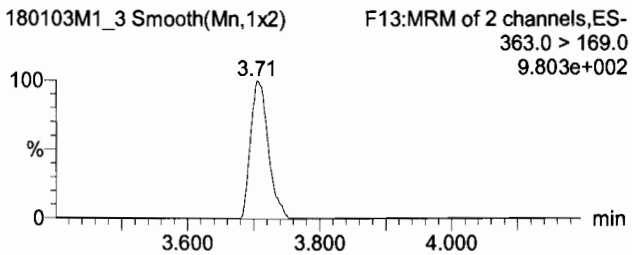

Total PFHxS

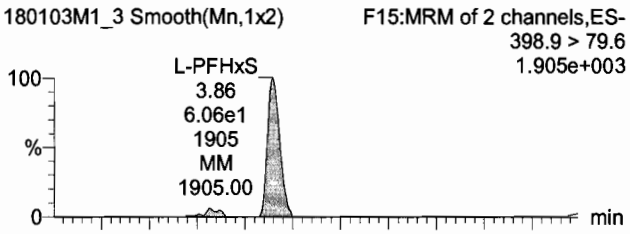

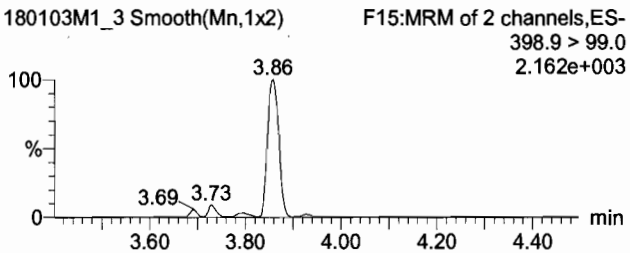

13C2-PFHxA

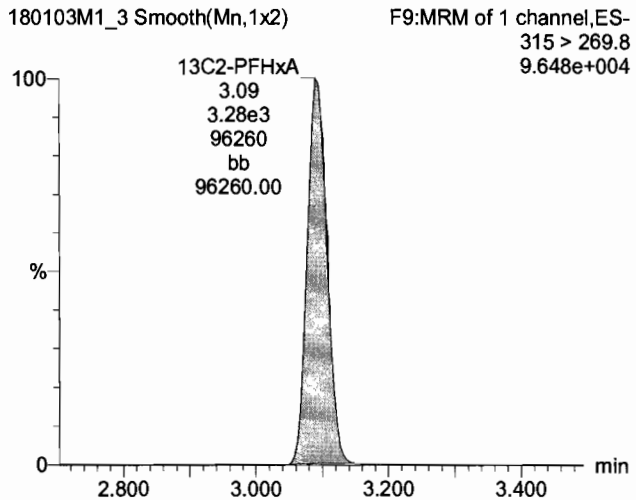

13C4-PFHpA

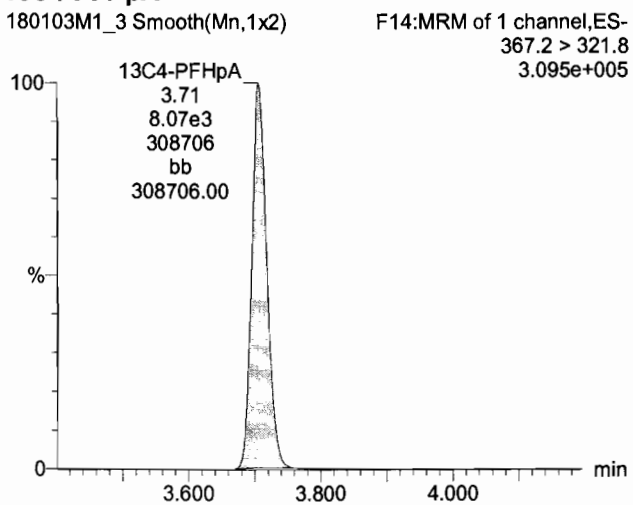

18O2-PFHxS

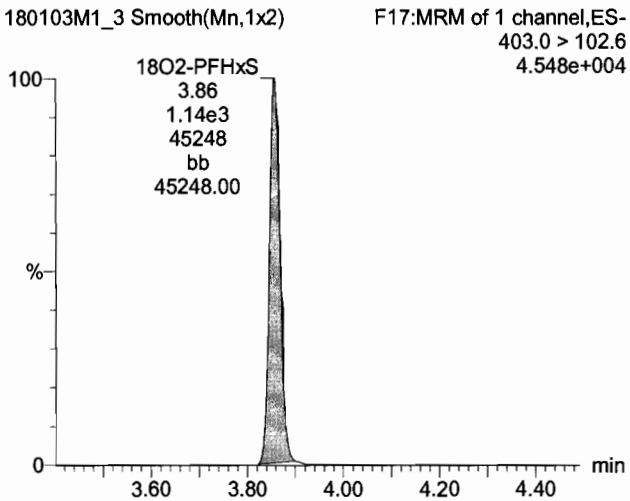

Dataset: U:\Q4.PRO\results\180103M1\170103M1-CRV.qld

Last Altered: Thursday, January 04, 2018 10:09:51 Pacific Standard Time
Printed: Thursday, January 04, 2018 10:53:07 Pacific Standard Time

Name: 180103M1_3, Date: 03-Jan-2018, Time: 19:00:13, ID: ST180103M1-2 PFC CS-1 17K2807, Description: PFC CS-1 17K2807

Total PFOA

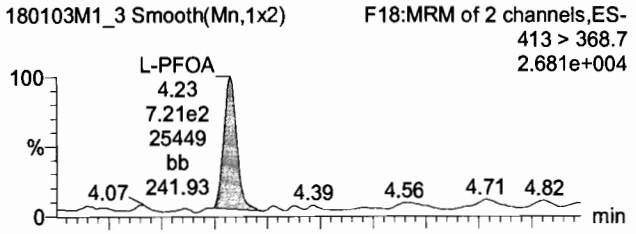

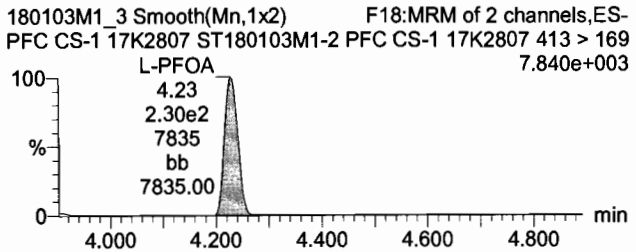

PFNA

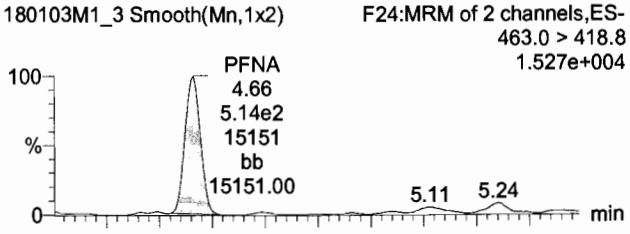

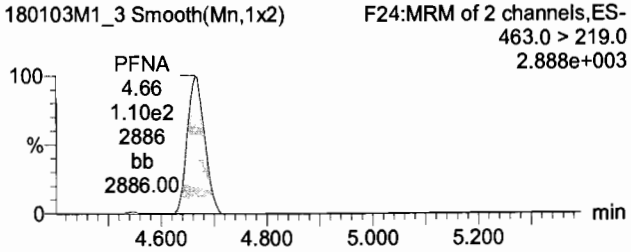

Total PFOS

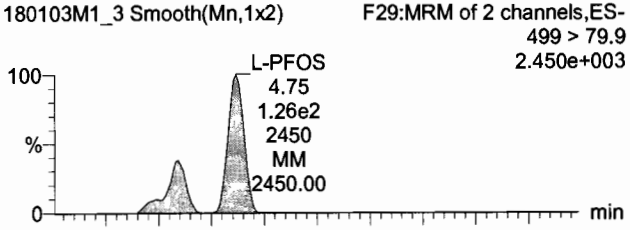

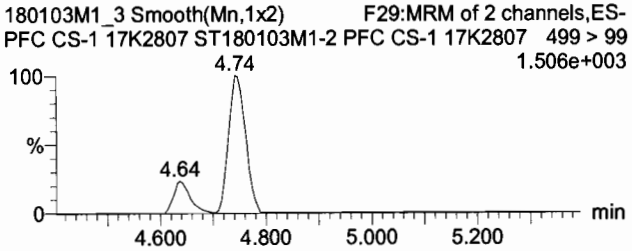

13C2-PFOA

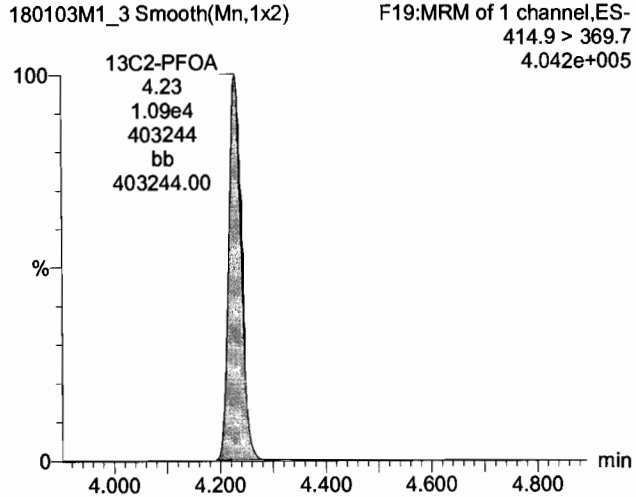

13C5-PFNA

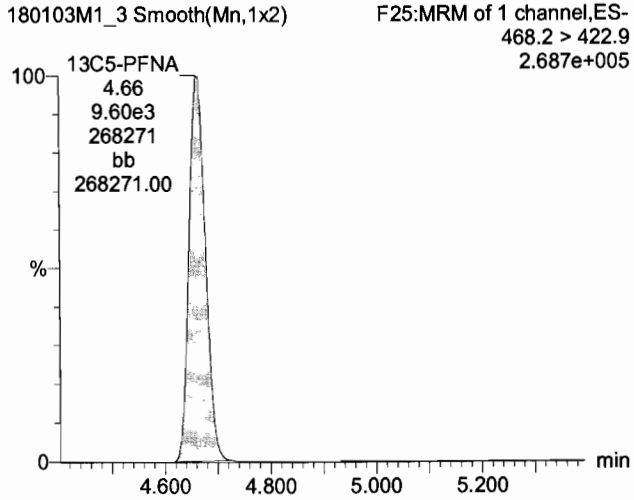

13C8-PFOS

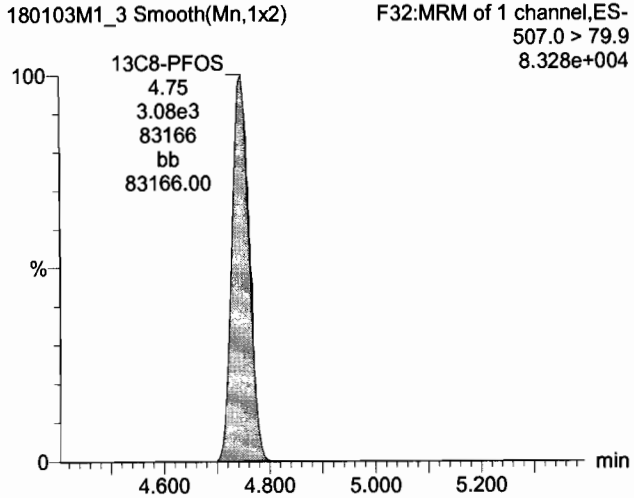

Dataset: U:\Q4.PRO\results\180103M1\170103M1-CRV.qld

Last Altered: Thursday, January 04, 2018 10:09:51 Pacific Standard Time
Printed: Thursday, January 04, 2018 10:53:07 Pacific Standard Time

Name: 180103M1_3, Date: 03-Jan-2018, Time: 19:00:13, ID: ST180103M1-2 PFC CS-1 17K2807, Description: PFC CS-1 17K2807

13C4-PFBA

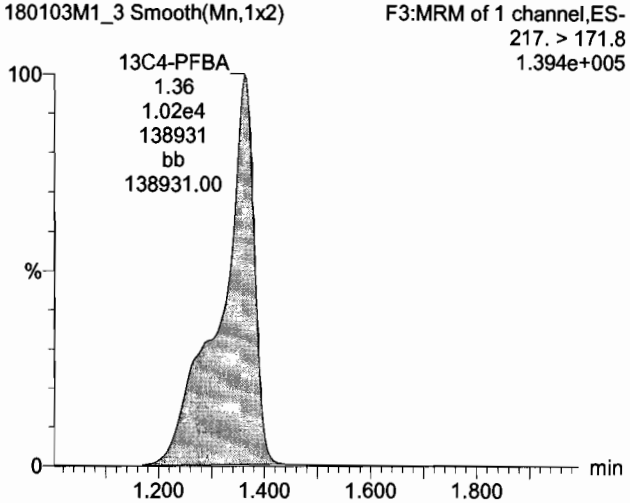

13C5-PFHxA

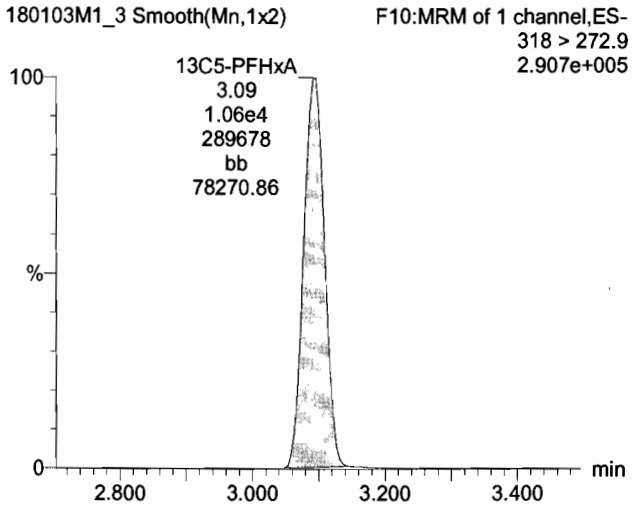

13C3-PFHxS

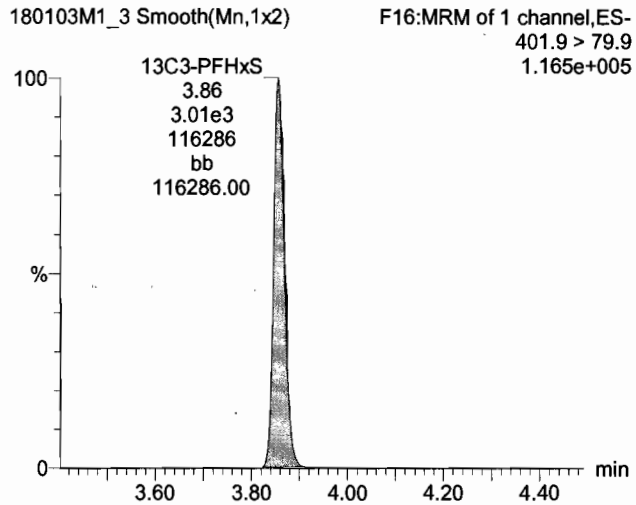

13C8-PFOA

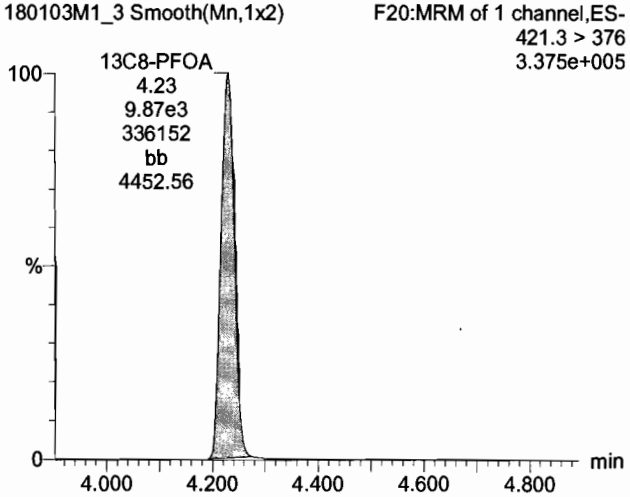

13C9-PFNA

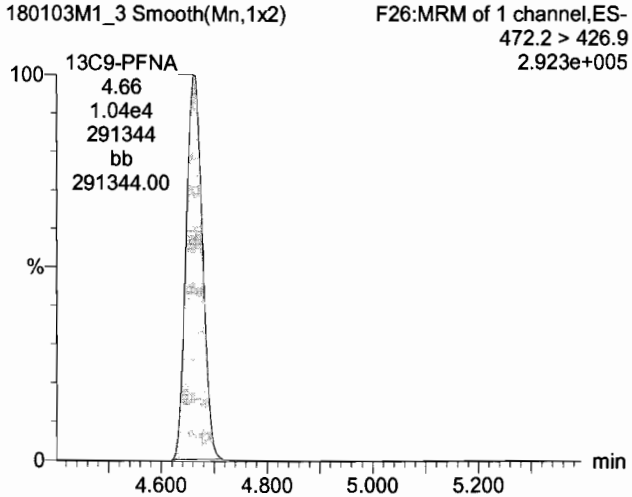

13C4-PFOS

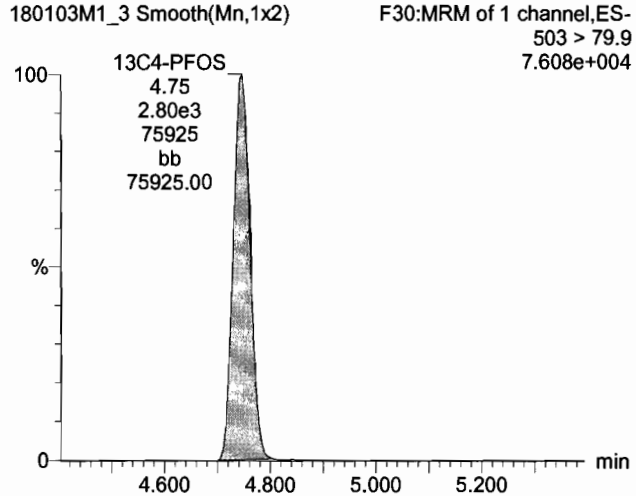

Dataset: U:\Q4.PRO\results\180103M1\170103M1-CRV.qld

Last Altered: Thursday, January 04, 2018 10:09:51 Pacific Standard Time
Printed: Thursday, January 04, 2018 10:53:07 Pacific Standard Time

Name: 180103M1_4, Date: 03-Jan-2018, Time: 19:11:24, ID: ST180103M1-3 PFC CS1 17K2814, Description: PFC CS1 17K2814

PFBA

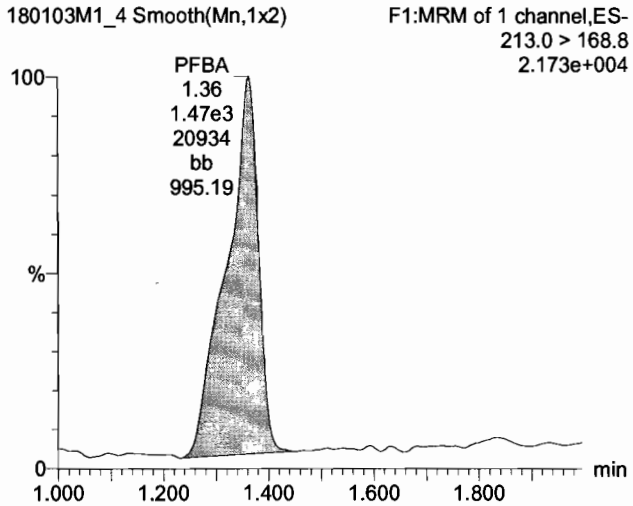

PFPeA

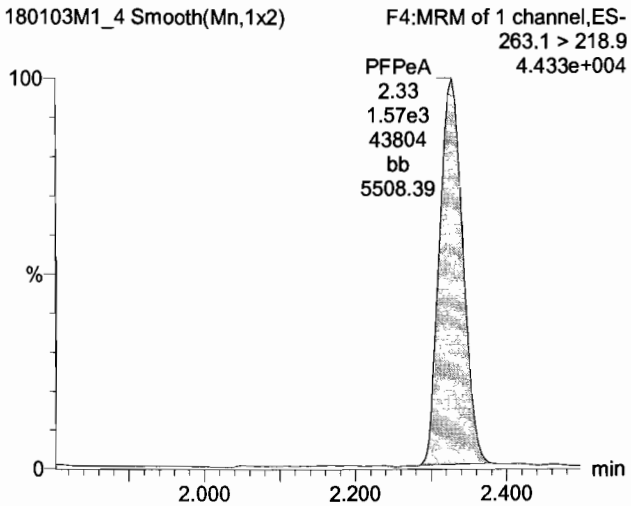

PFBS

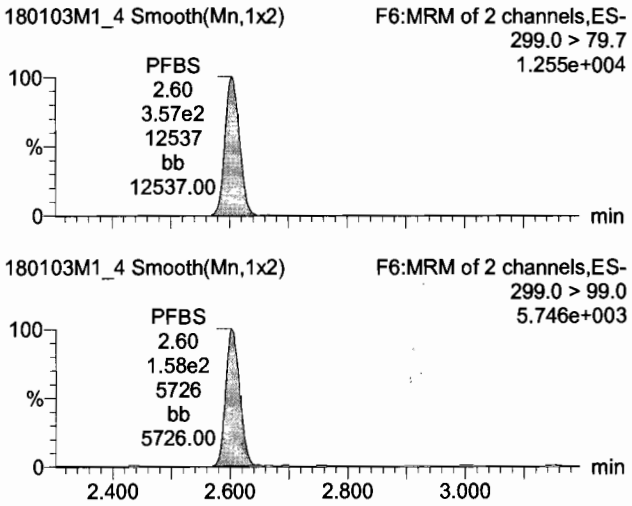

13C3-PFBA

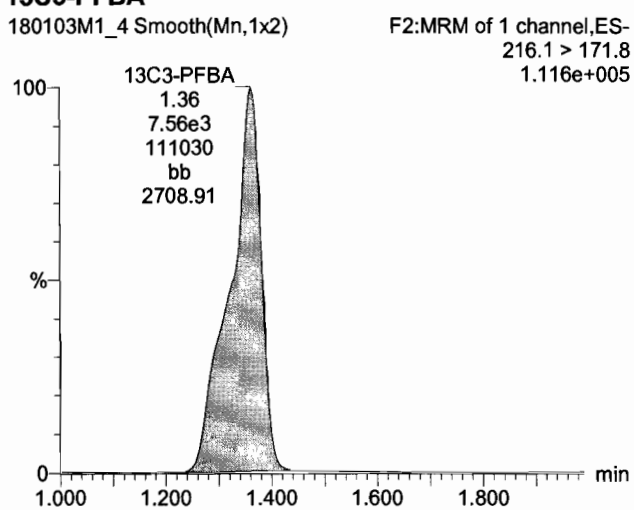

13C3-PFPeA

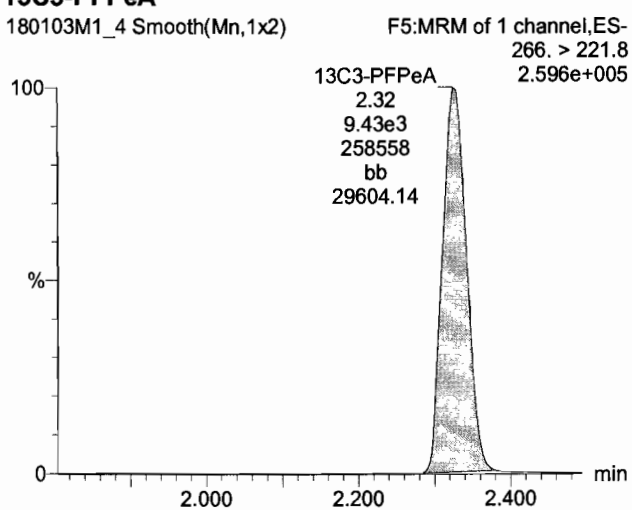

13C3-PFBS

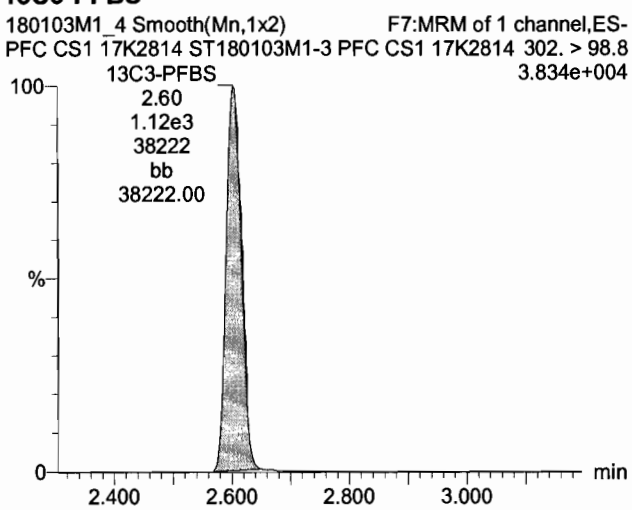

Dataset: U:\Q4.PRO\results\180103M1\170103M1-CRV.qld

Last Altered: Thursday, January 04, 2018 10:09:51 Pacific Standard Time
Printed: Thursday, January 04, 2018 10:53:07 Pacific Standard Time

Name: 180103M1_4, Date: 03-Jan-2018, Time: 19:11:24, ID: ST180103M1-3 PFC CS1 17K2814, Description: PFC CS1 17K2814

PFHxA

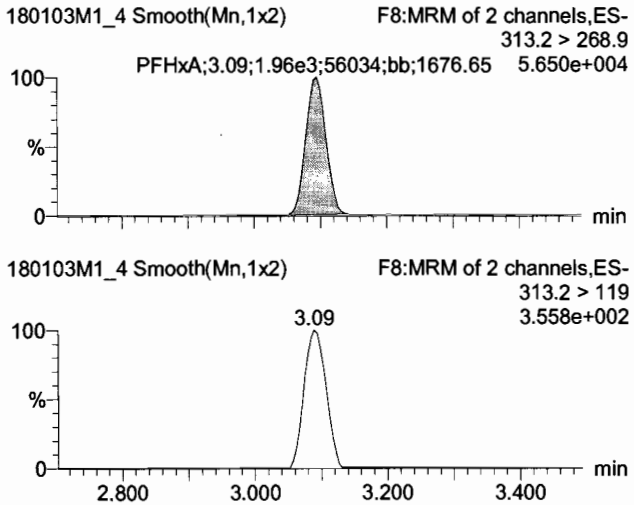

PFHpA

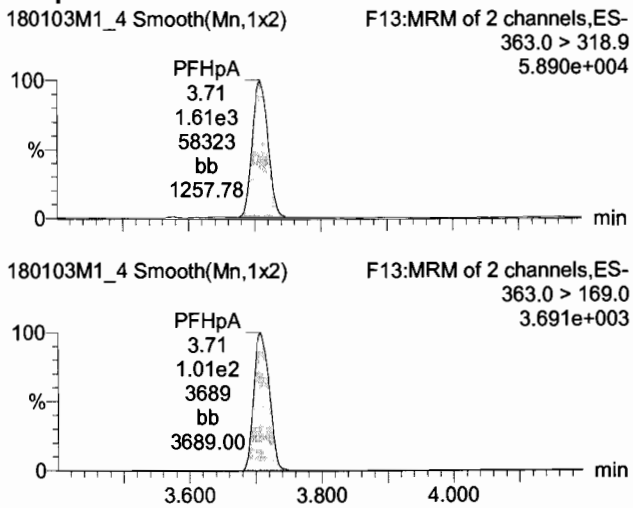

Total PFHxS

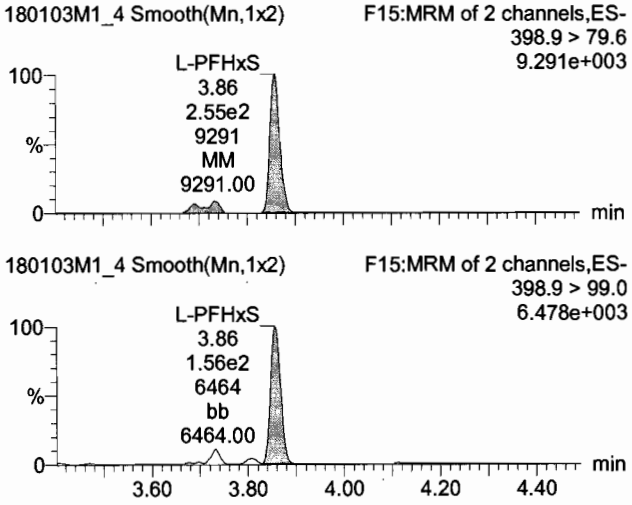

13C2-PFHxA

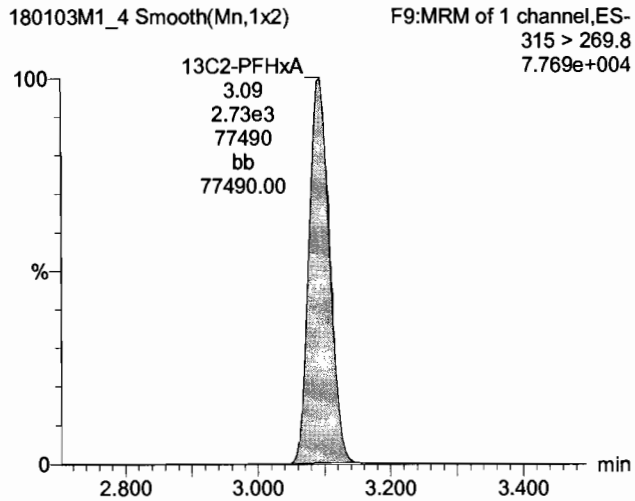

13C4-PFHpA

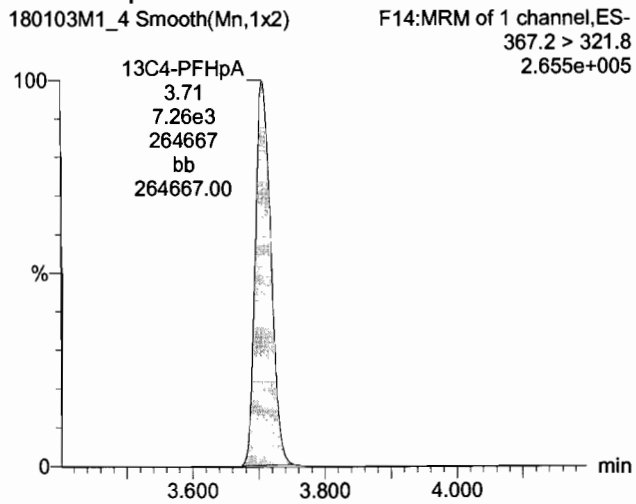

18O2-PFHxS

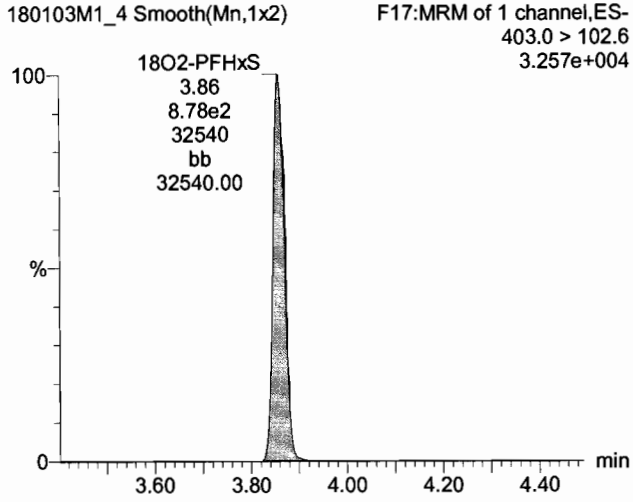

Dataset: U:\Q4.PRO\results\180103M1\170103M1-CRV.qld

Last Altered: Thursday, January 04, 2018 10:09:51 Pacific Standard Time
Printed: Thursday, January 04, 2018 10:53:07 Pacific Standard Time

Name: 180103M1_4, Date: 03-Jan-2018, Time: 19:11:24, ID: ST180103M1-3 PFC CS1 17K2814, Description: PFC CS1 17K2814

Total PFOA

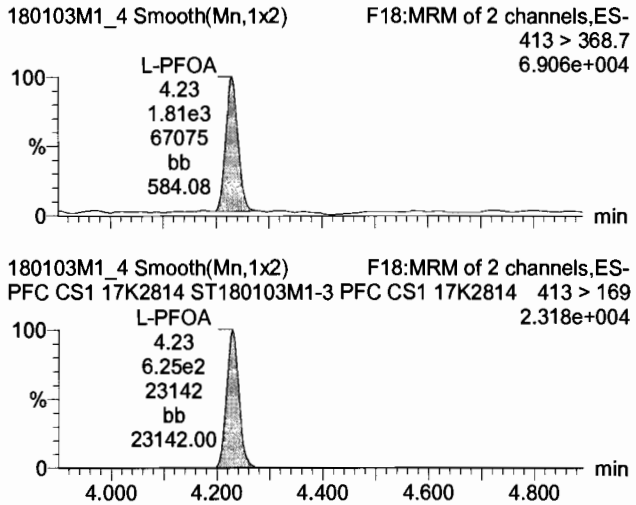

PFNA

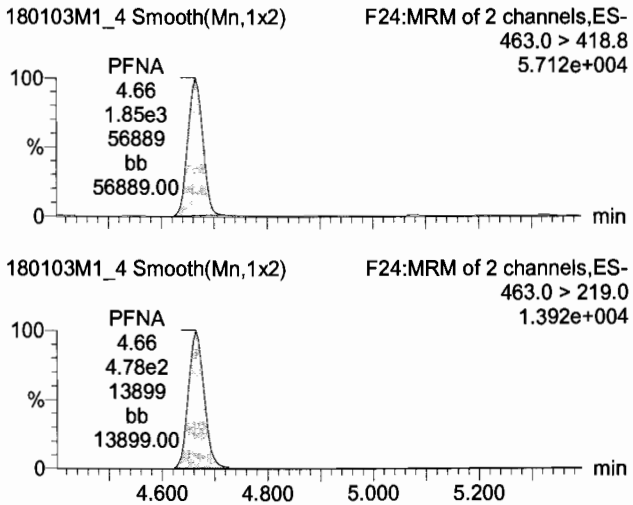

Total PFOS

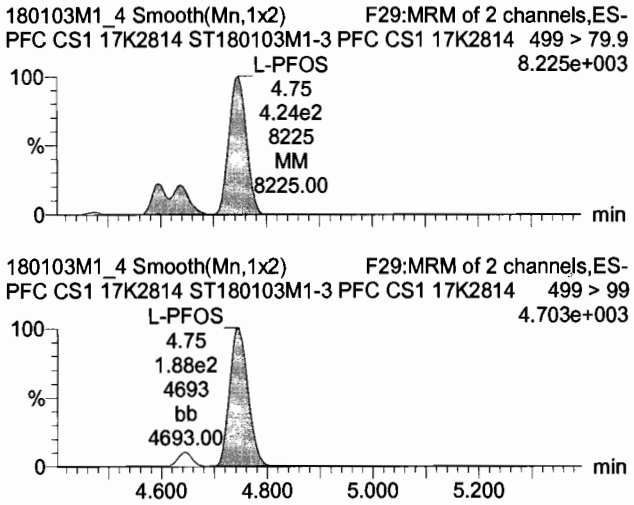

13C2-PFOA

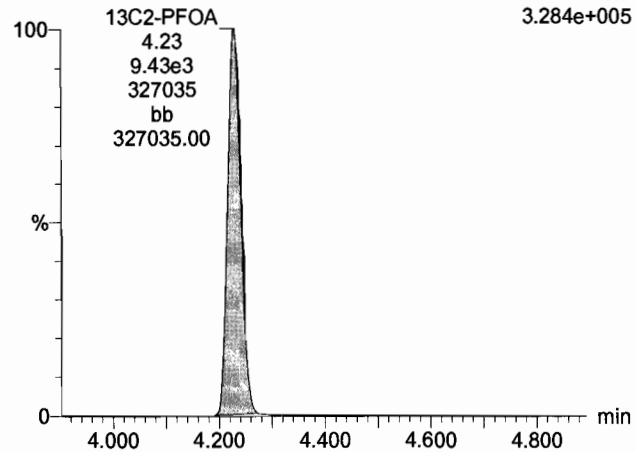

13C5-PFNA

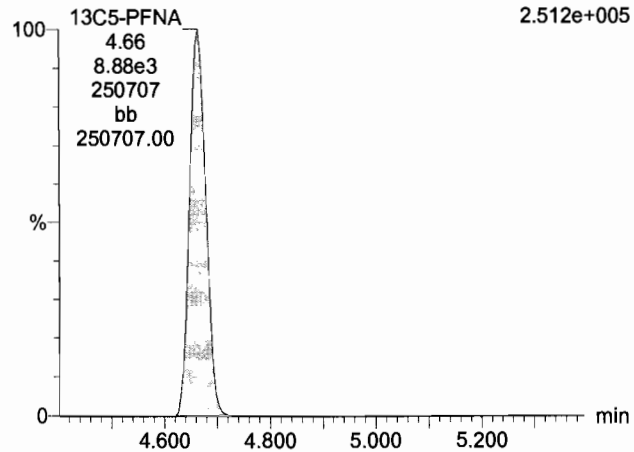

13C8-PFOS

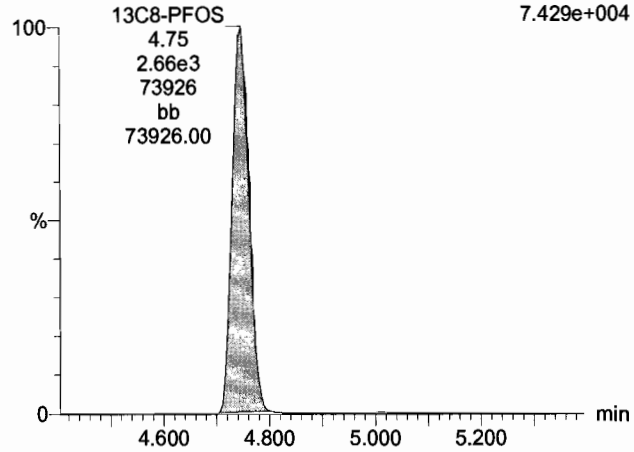

Dataset: U:\Q4.PRO\results\180103M1\170103M1-CRV.qld

Last Altered: Thursday, January 04, 2018 10:09:51 Pacific Standard Time
Printed: Thursday, January 04, 2018 10:53:07 Pacific Standard Time

Name: 180103M1_4, Date: 03-Jan-2018, Time: 19:11:24, ID: ST180103M1-3 PFC CS1 17K2814, Description: PFC CS1 17K2814

13C4-PFBA

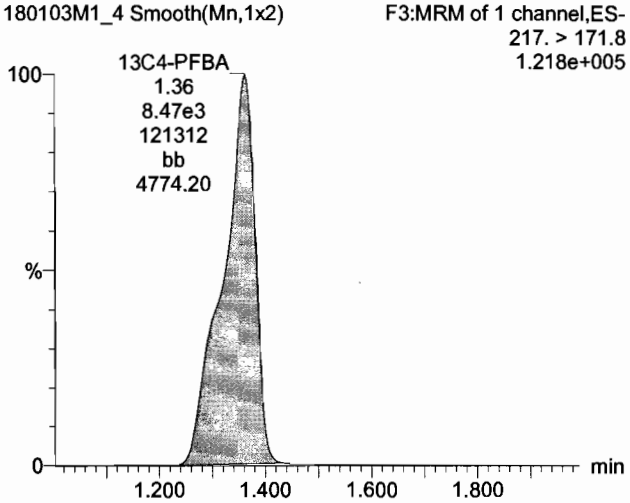

13C5-PFHxA

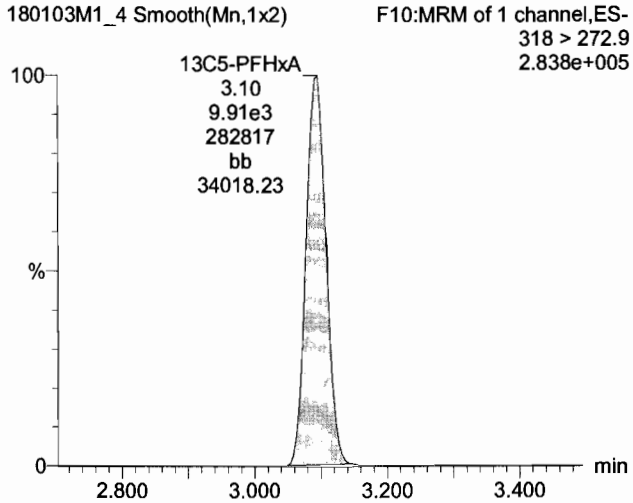

13C3-PFHxS

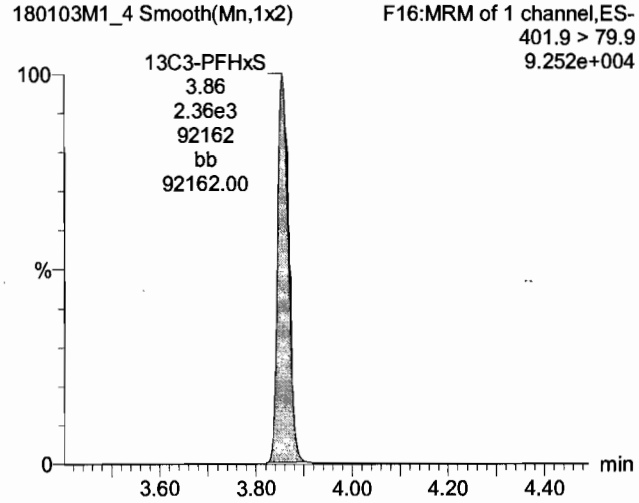

13C8-PFOA

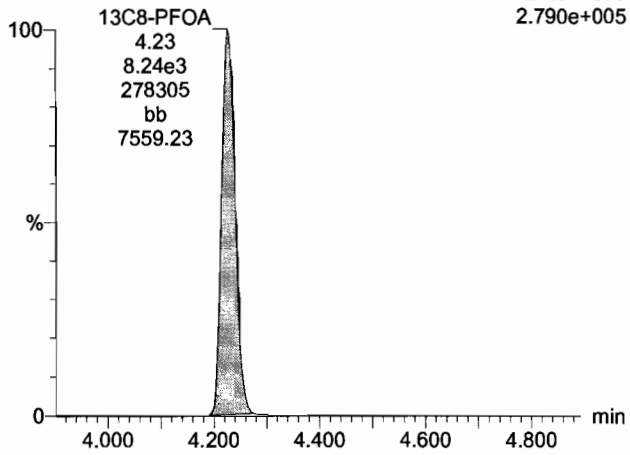

13C9-PFNA

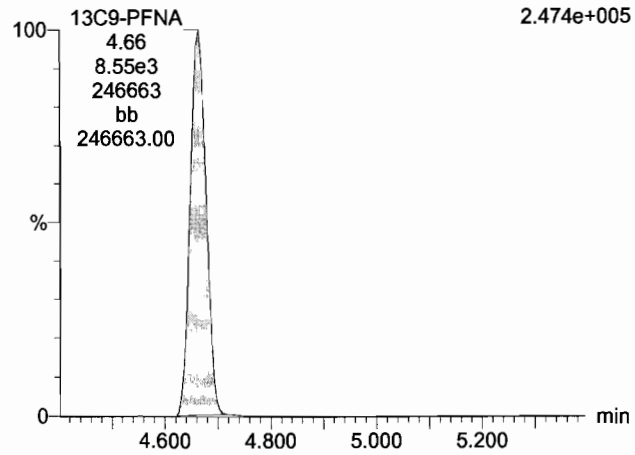

13C4-PFOS

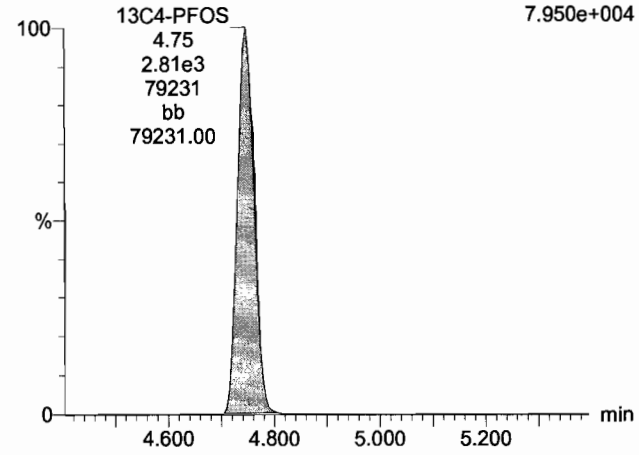

Dataset: U:\Q4.PRO\results\180103M1\170103M1-CRV.qld

Last Altered: Thursday, January 04, 2018 10:09:51 Pacific Standard Time
Printed: Thursday, January 04, 2018 10:53:07 Pacific Standard Time

Name: 180103M1_5, Date: 03-Jan-2018, Time: 19:22:34, ID: ST180103M1-4 PFC CS2 17K2809, Description: PFC CS2 17L2809

PFBA

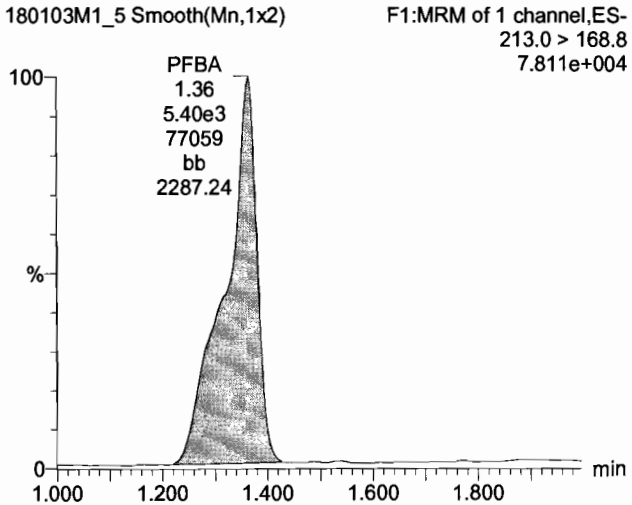

PFPeA

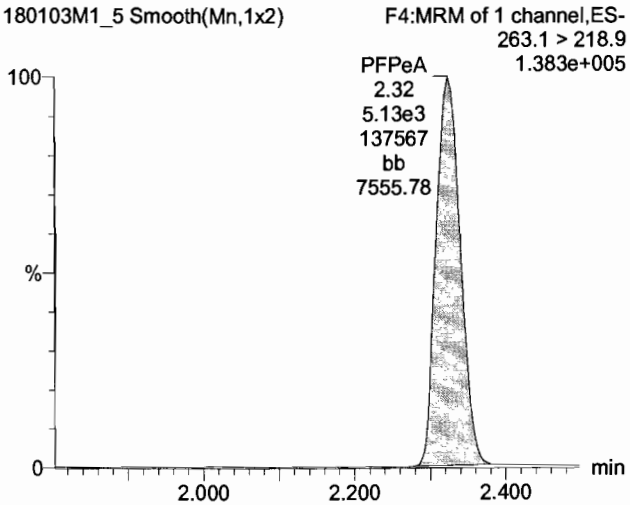

PFBS

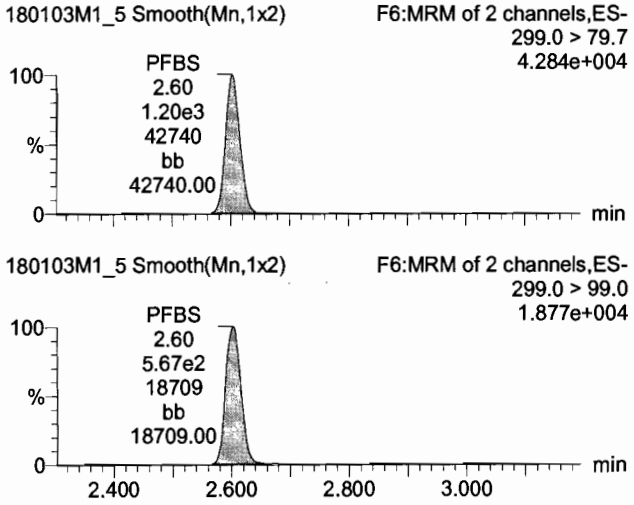

13C3-PFBA

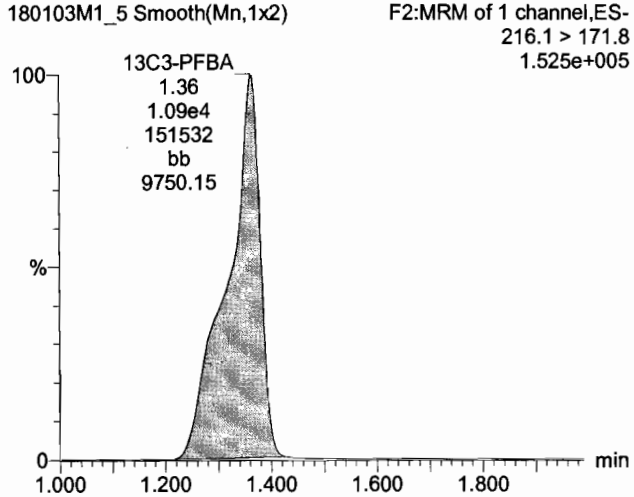

13C3-PFPeA

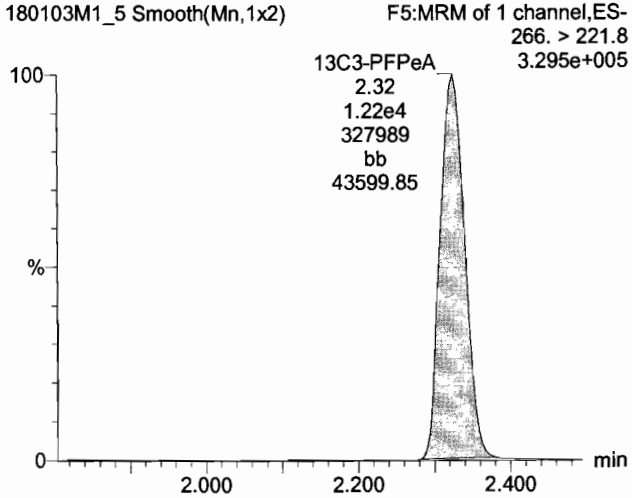

13C3-PFBS

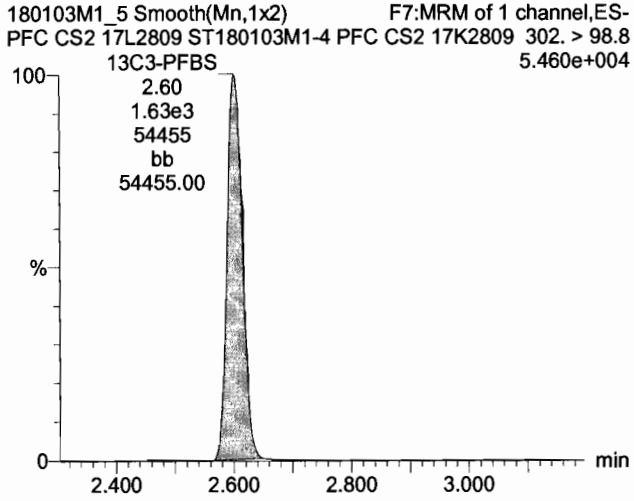

Dataset: U:\Q4.PRO\results\180103M1\170103M1-CRV.qld

Last Altered: Thursday, January 04, 2018 10:09:51 Pacific Standard Time
Printed: Thursday, January 04, 2018 10:53:07 Pacific Standard Time

Name: 180103M1_5, Date: 03-Jan-2018, Time: 19:22:34, ID: ST180103M1-4 PFC CS2 17K2809, Description: PFC CS2 17L2809

PFHxA

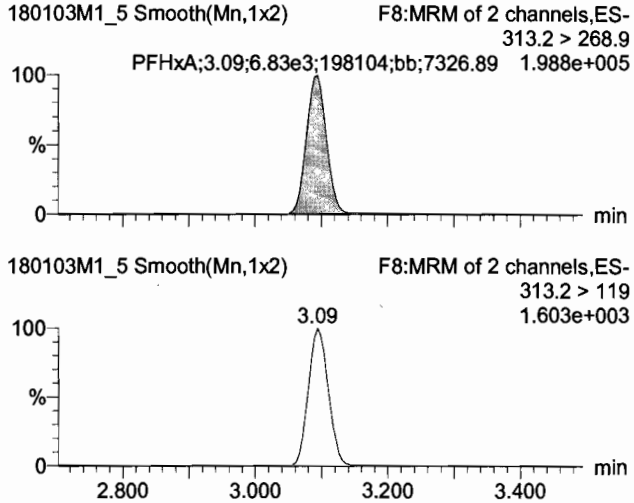

PFHpA

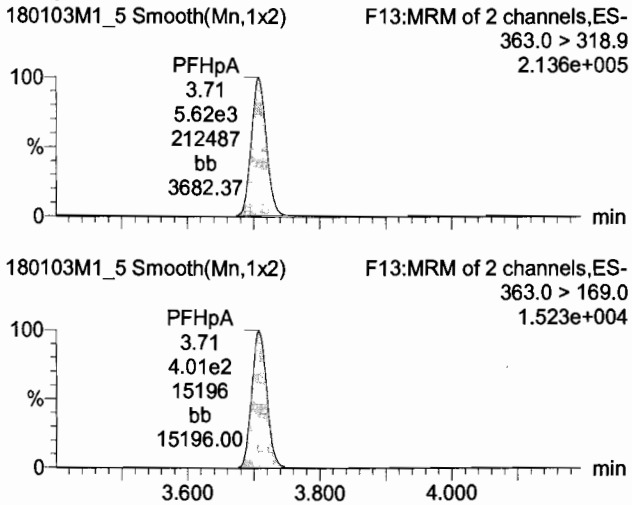

Total PFHxS

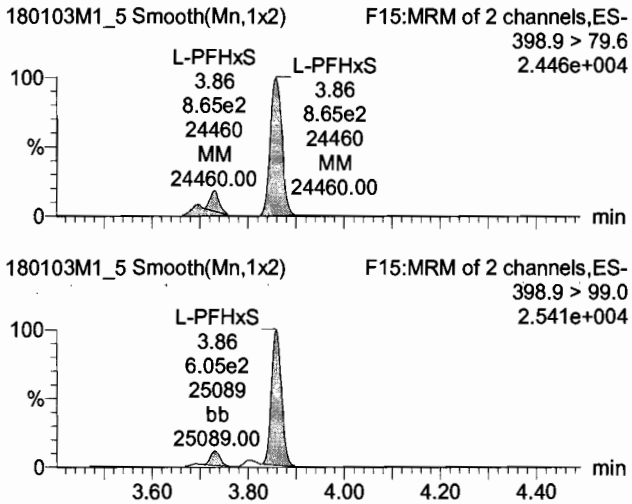

13C2-PFHxA

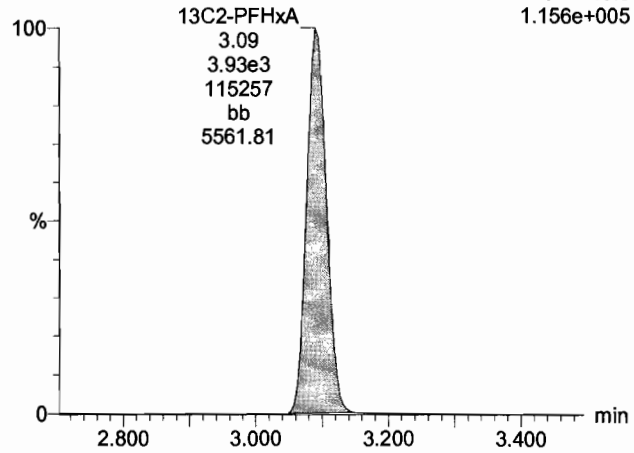

13C4-PFHpA

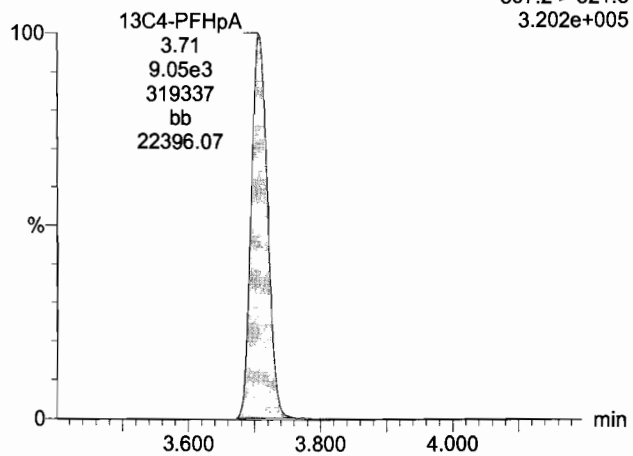

18O2-PFHxS

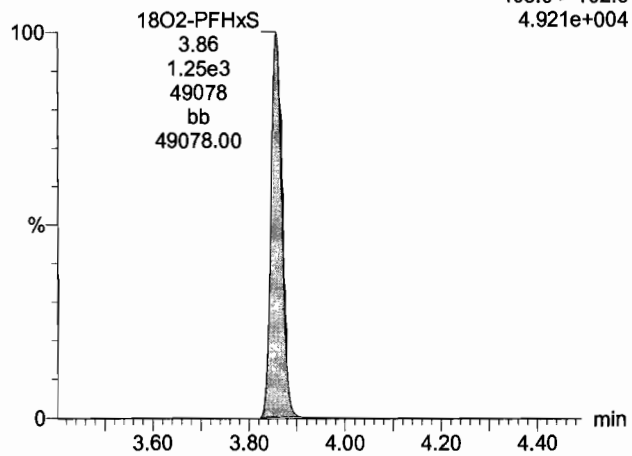

Dataset: U:\Q4.PRO\results\180103M1\170103M1-CRV.qld

Last Altered: Thursday, January 04, 2018 10:09:51 Pacific Standard Time
Printed: Thursday, January 04, 2018 10:53:07 Pacific Standard Time

Name: 180103M1_5, Date: 03-Jan-2018, Time: 19:22:34, ID: ST180103M1-4 PFC CS2 17K2809, Description: PFC CS2 17L2809

Total PFOA

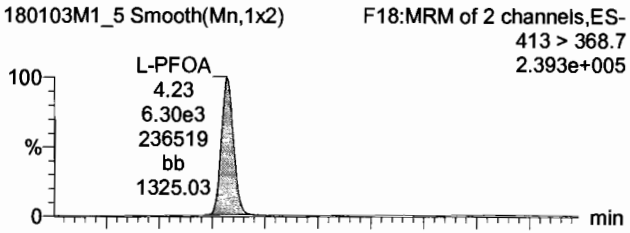

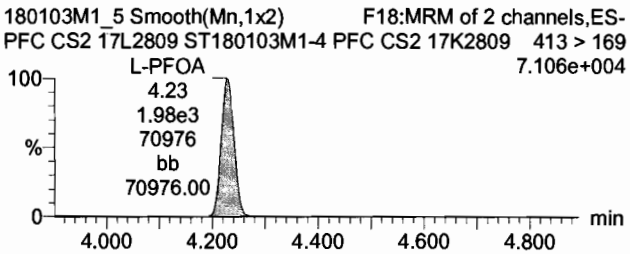

PFNA

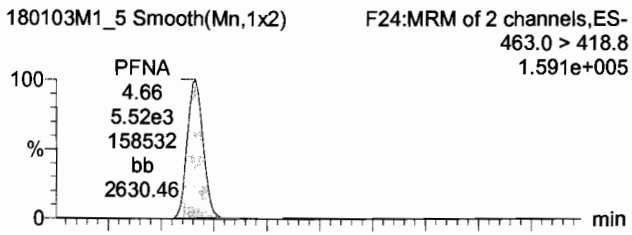

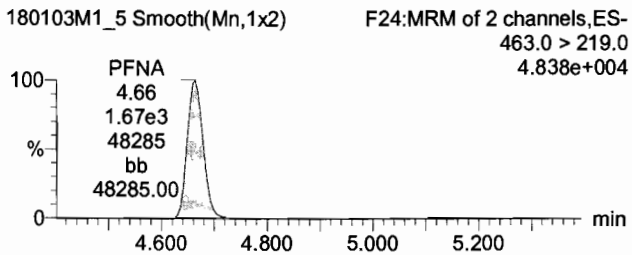

Total PFOS

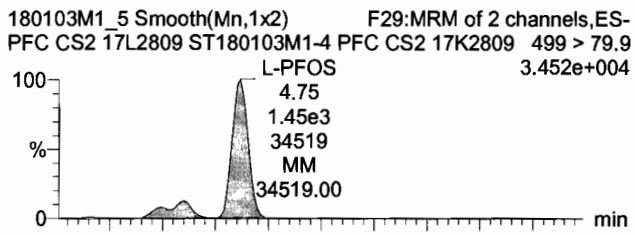

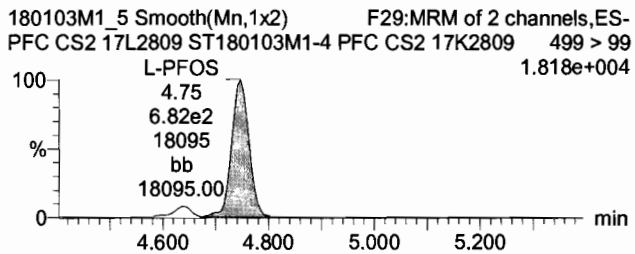

13C2-PFOA

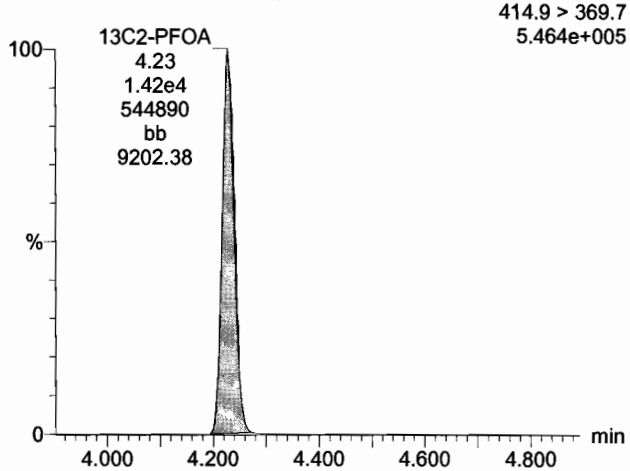

13C5-PFNA

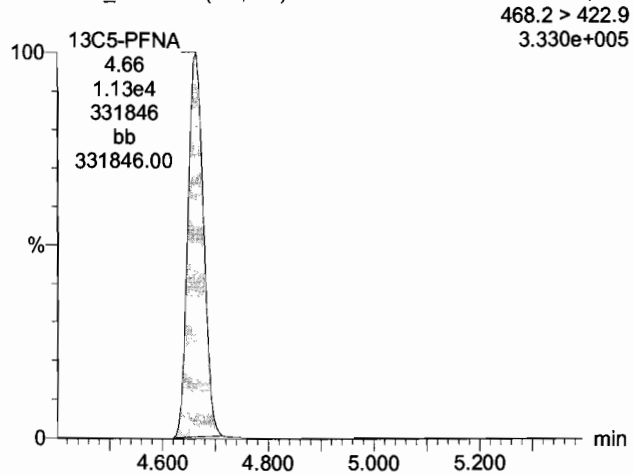

13C8-PFOS

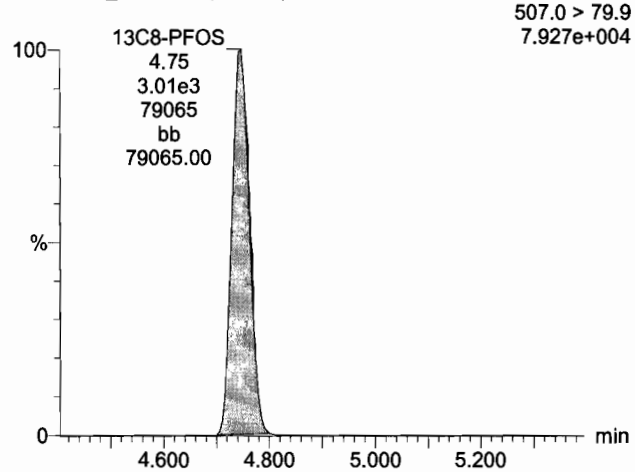

Dataset: U:\Q4.PRO\results\180103M1\170103M1-CRV.qld

Last Altered: Thursday, January 04, 2018 10:09:51 Pacific Standard Time
Printed: Thursday, January 04, 2018 10:53:07 Pacific Standard Time

Name: 180103M1_5, Date: 03-Jan-2018, Time: 19:22:34, ID: ST180103M1-4 PFC CS2 17K2809, Description: PFC CS2 17L2809

13C4-PFBA

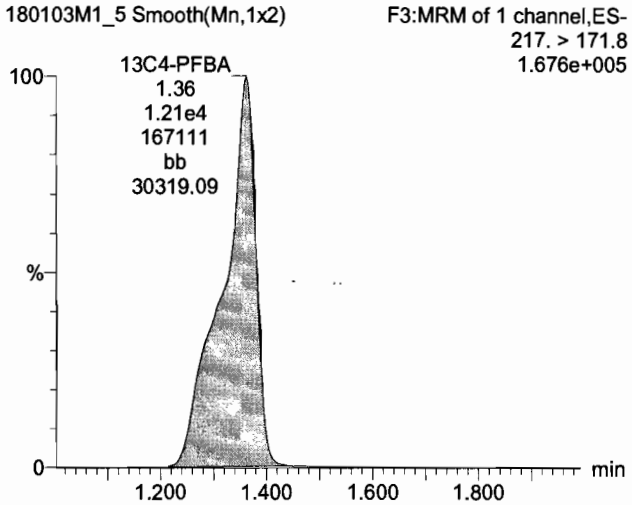

13C5-PFHxA

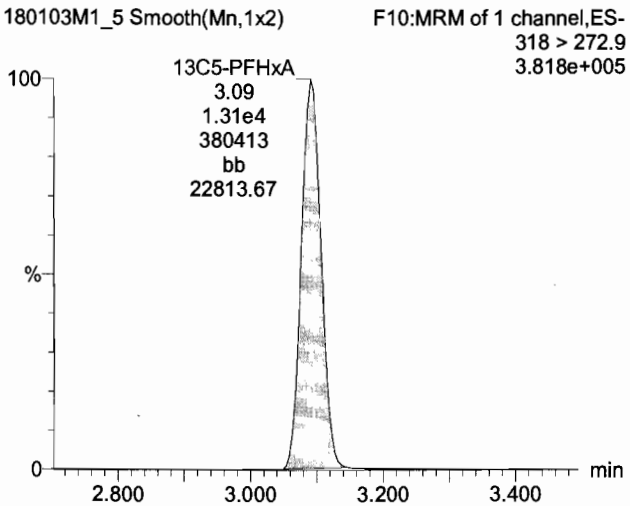

13C3-PFHxS

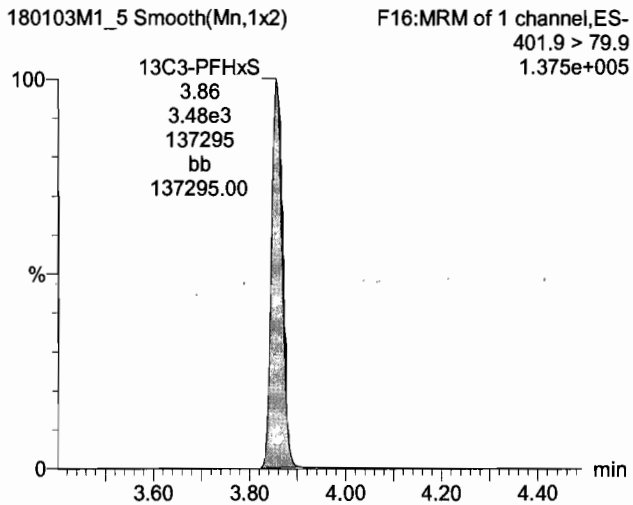

13C8-PFOA

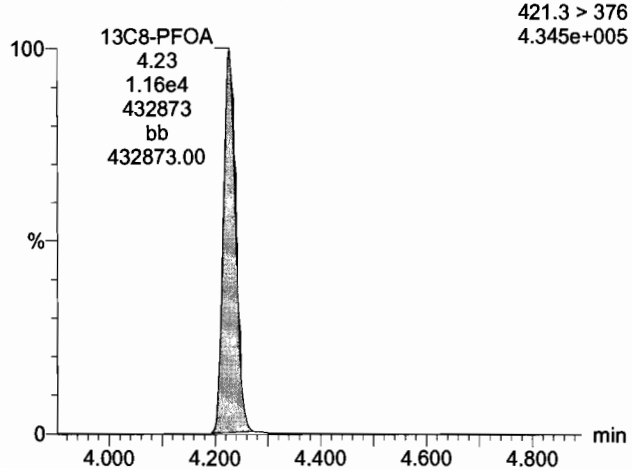

13C9-PFNA

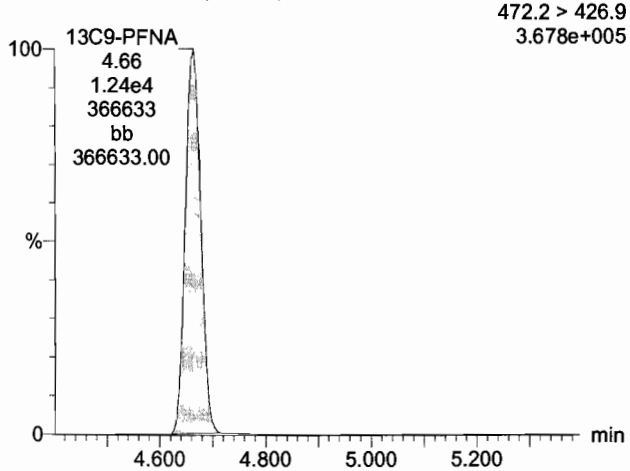

13C4-PFOS

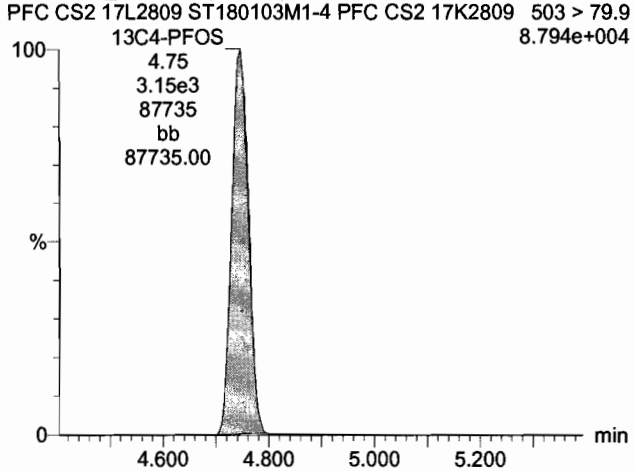

Dataset: U:\Q4.PRO\results\180103M1\170103M1-CRV.qld

Last Altered: Thursday, January 04, 2018 10:09:51 Pacific Standard Time
Printed: Thursday, January 04, 2018 10:53:07 Pacific Standard Time

Name: 180103M1_6, Date: 03-Jan-2018, Time: 19:33:45, ID: ST180103M1-5 PFC CS3 17K1708, Description: PFC CS3 17K1708

PFBA

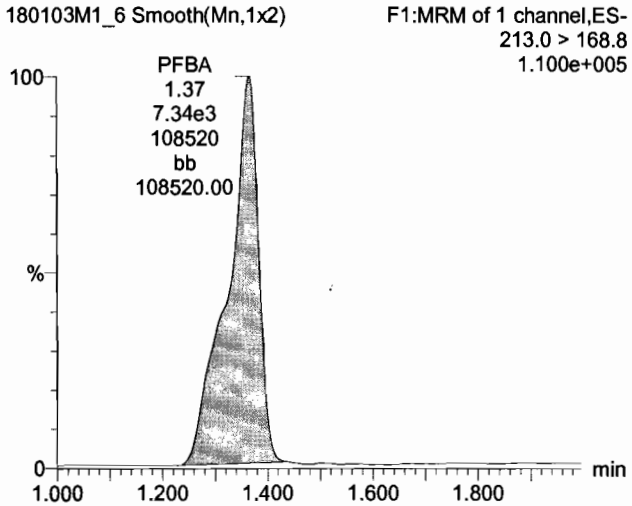

PFPeA

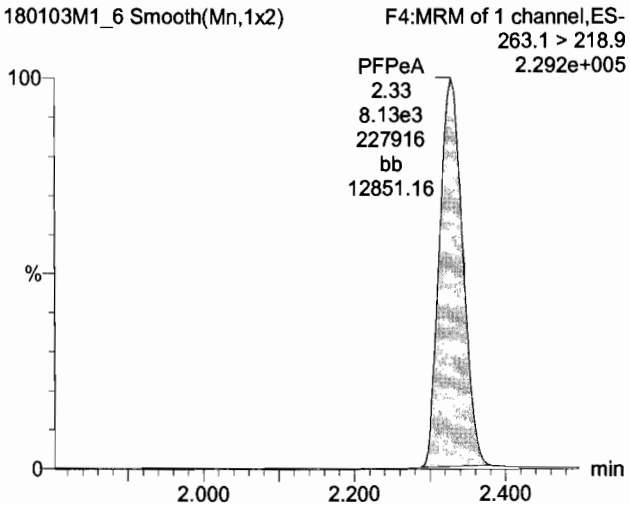

PFBS

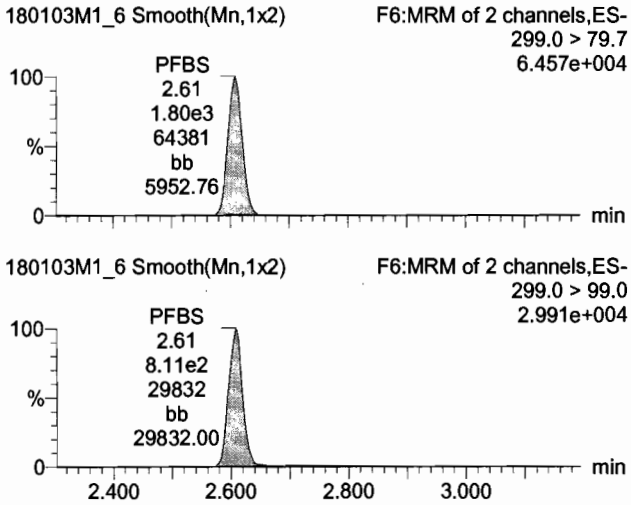

13C3-PFBA

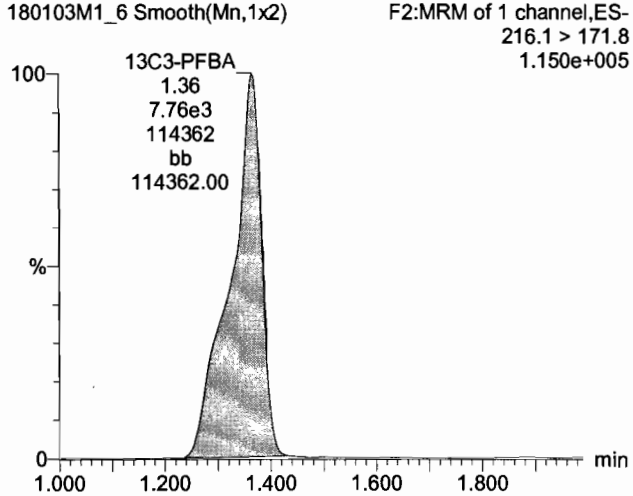

13C3-PFPeA

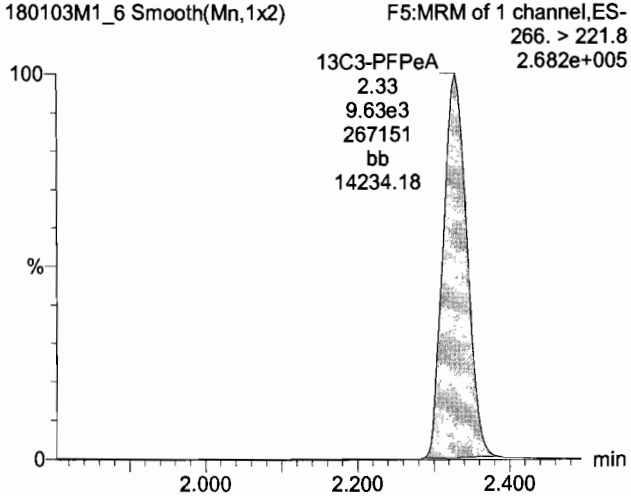

13C3-PFBS

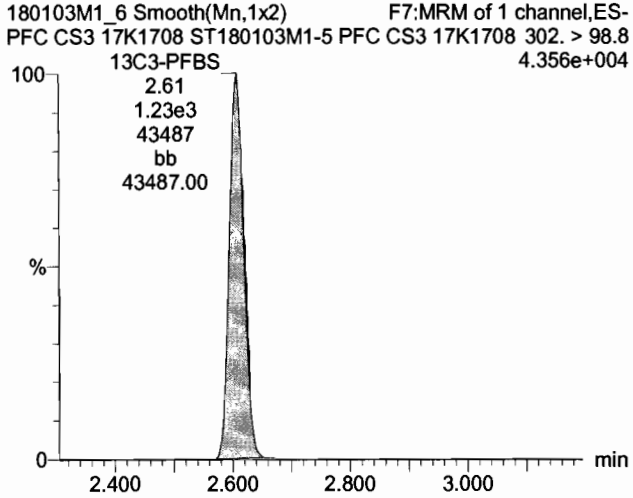

Dataset: U:\Q4.PRO\results\180103M1\170103M1-CRV.qld

Last Altered: Thursday, January 04, 2018 10:09:51 Pacific Standard Time
Printed: Thursday, January 04, 2018 10:53:07 Pacific Standard Time

Name: 180103M1_6, Date: 03-Jan-2018, Time: 19:33:45, ID: ST180103M1-5 PFC CS3 17K1708, Description: PFC CS3 17K1708

PFHxA

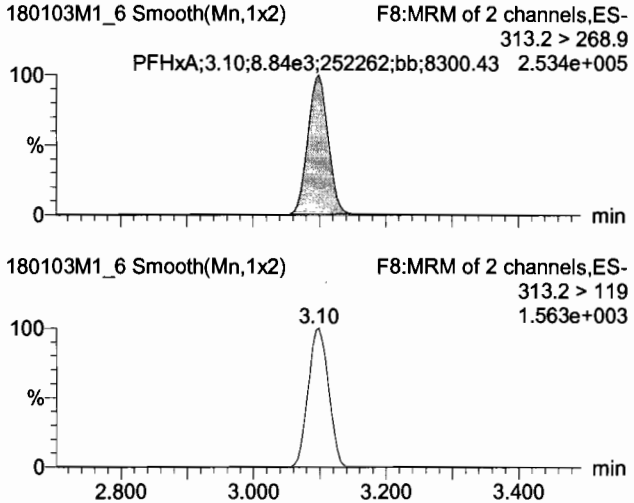

PFHpA

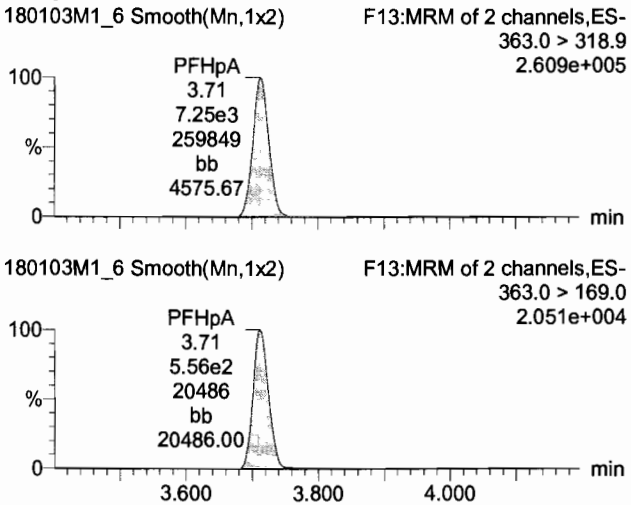

Total PFHxS

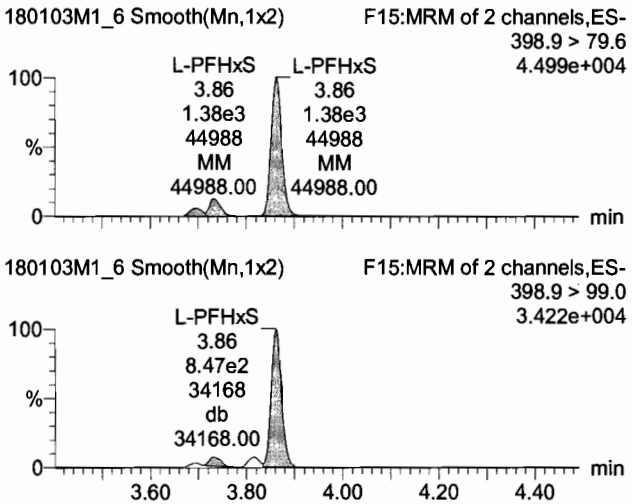

13C2-PFHxA

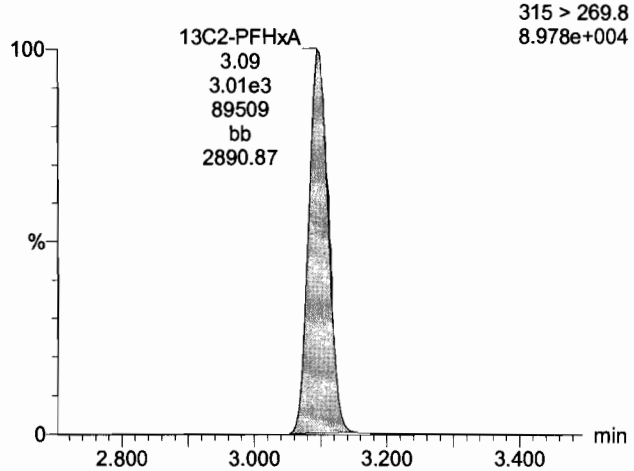

13C4-PFHpA

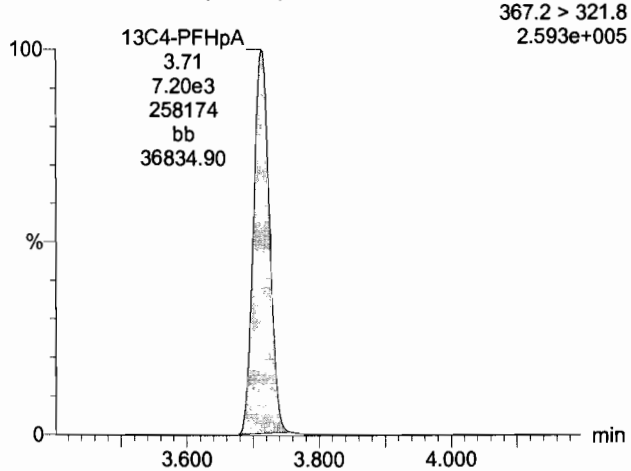

18O2-PFHxS

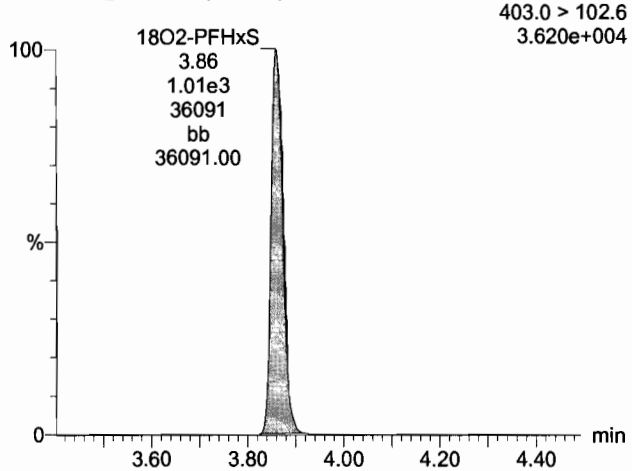

Dataset: U:\Q4.PRO\results\180103M1\170103M1-CRV.qld

Last Altered: Thursday, January 04, 2018 10:09:51 Pacific Standard Time
Printed: Thursday, January 04, 2018 10:53:07 Pacific Standard Time

Name: 180103M1_6, Date: 03-Jan-2018, Time: 19:33:45, ID: ST180103M1-5 PFC CS3 17K1708, Description: PFC CS3 17K1708

Total PFOA

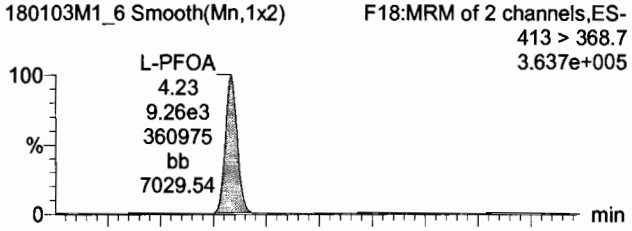

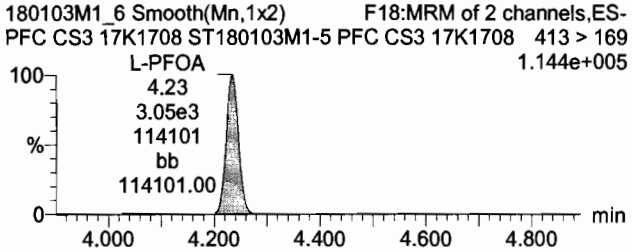

PFNA

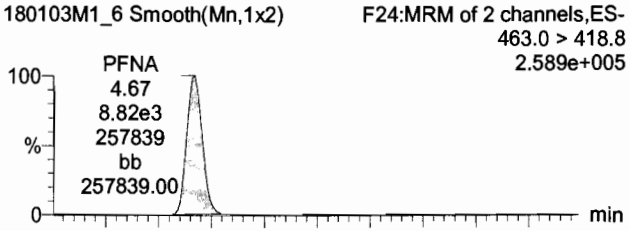

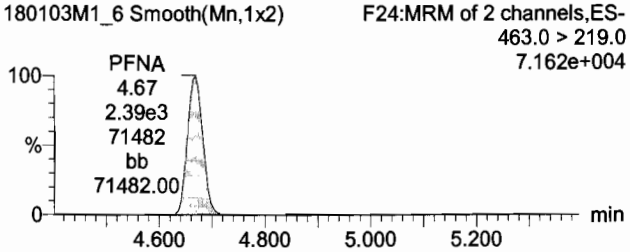

Total PFOS

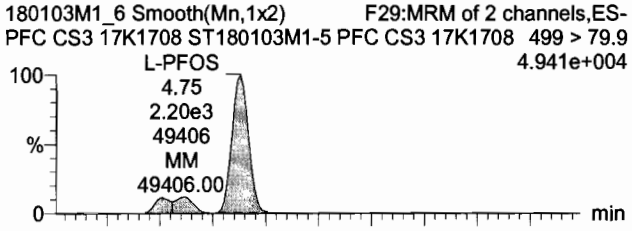

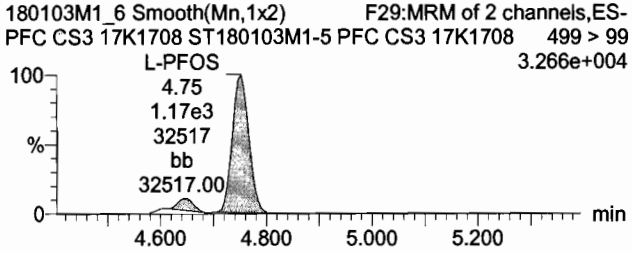

13C2-PFOA

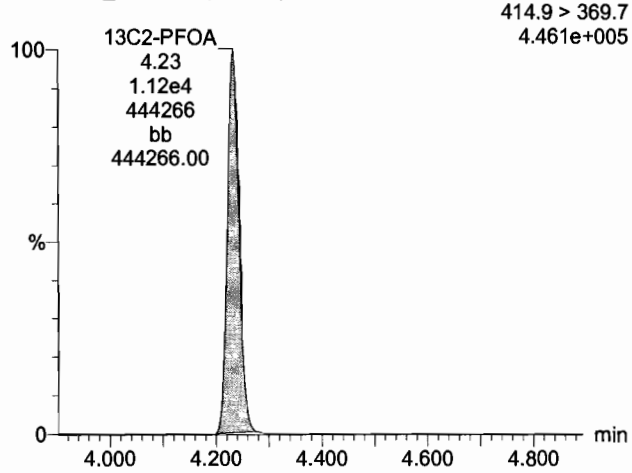

13C5-PFNA

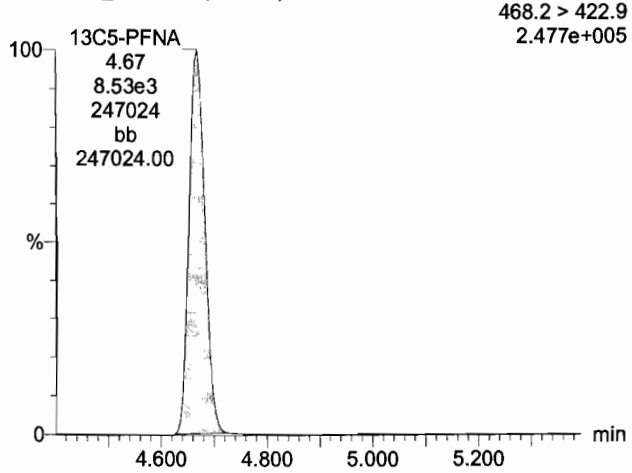

13C8-PFOS

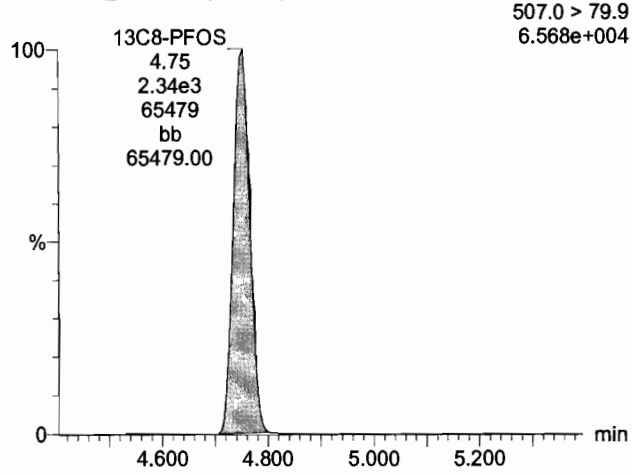

Dataset: U:\Q4.PRO\results\180103M1\170103M1-CRV.qld

Last Altered: Thursday, January 04, 2018 10:09:51 Pacific Standard Time
Printed: Thursday, January 04, 2018 10:53:07 Pacific Standard Time

Name: 180103M1_6, Date: 03-Jan-2018, Time: 19:33:45, ID: ST180103M1-5 PFC CS3 17K1708, Description: PFC CS3 17K1708

13C4-PFBA

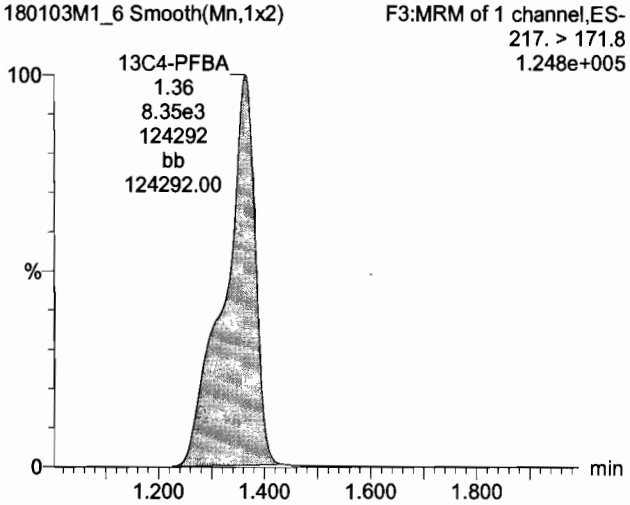

13C5-PFHxA

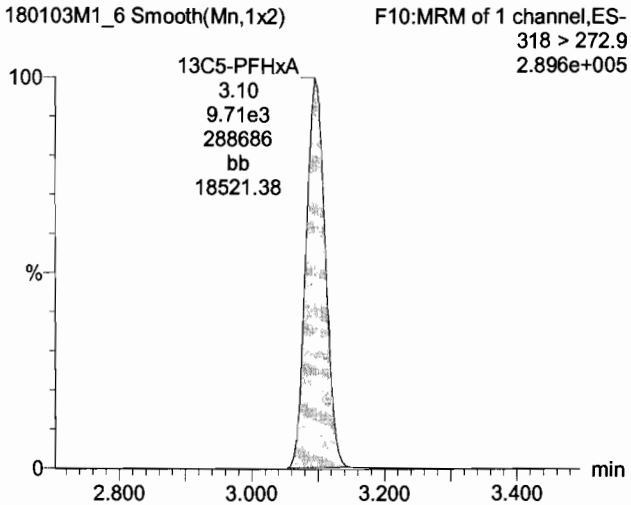

13C3-PFHxS

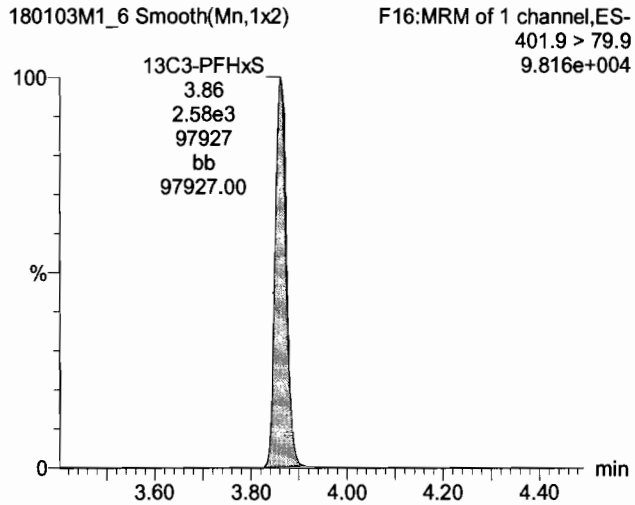

13C8-PFOA

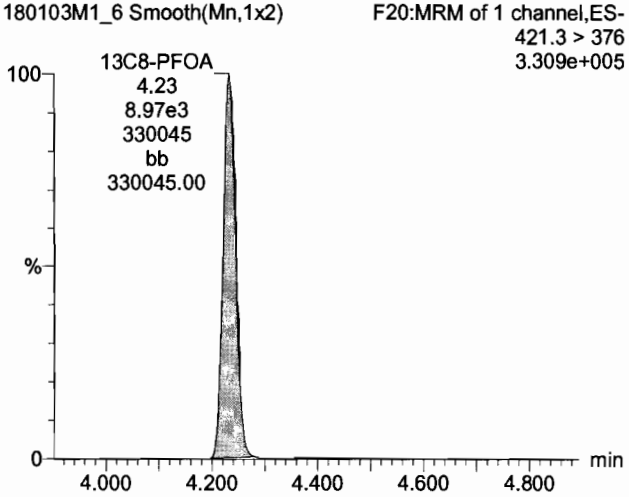

13C9-PFNA

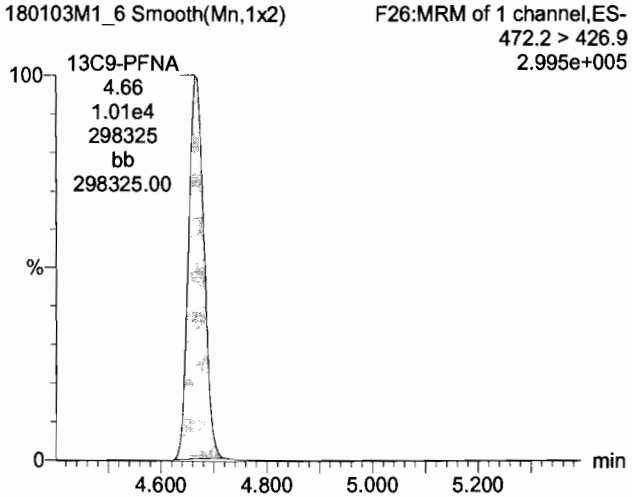

13C4-PFOS

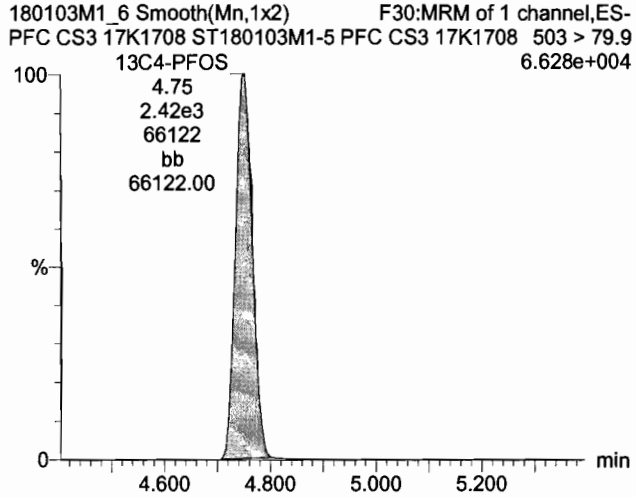

Dataset: U:\Q4.PRO\results\180103M1\170103M1-CRV.qld

Last Altered: Thursday, January 04, 2018 10:09:51 Pacific Standard Time
Printed: Thursday, January 04, 2018 10:53:07 Pacific Standard Time

Name: 180103M1_7, Date: 03-Jan-2018, Time: 19:44:56, ID: ST180103M1-6 PFC CS4 17K2811, Description: PFC CS4 17K2811

PFBA

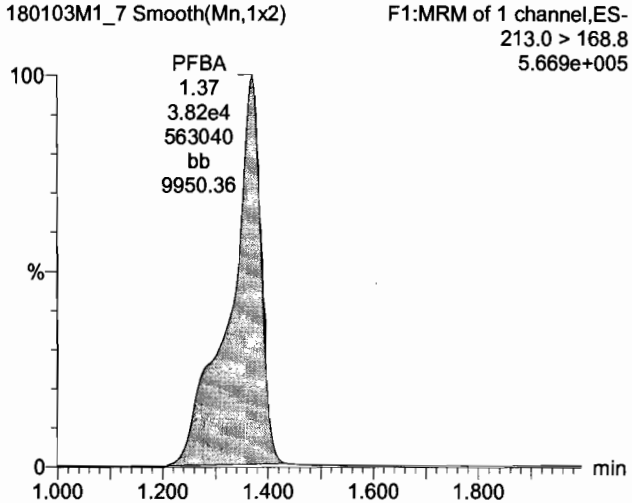

PFPeA

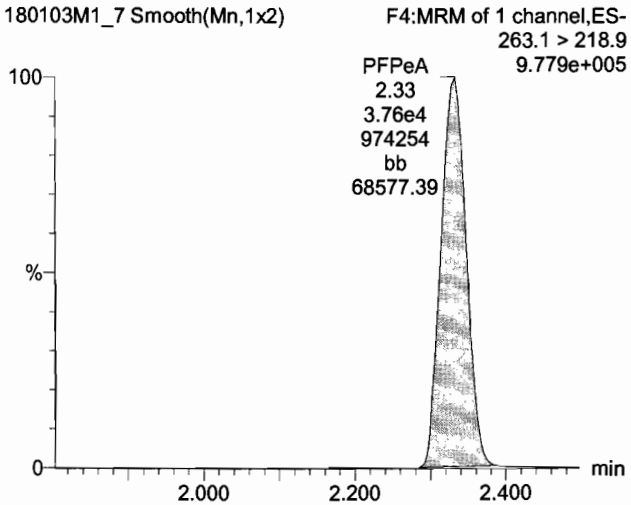

PFBS

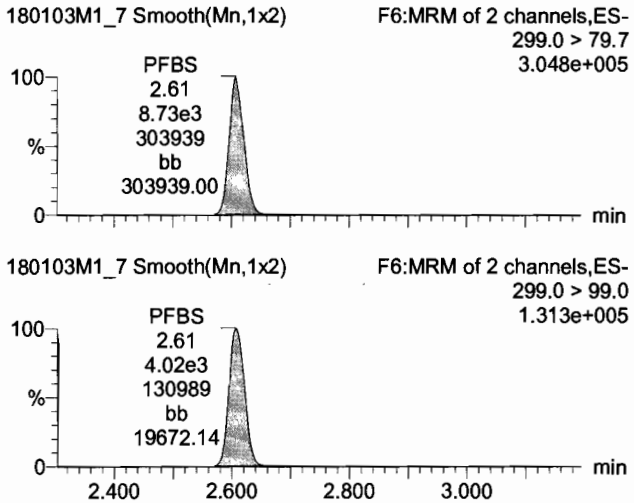

13C3-PFBA

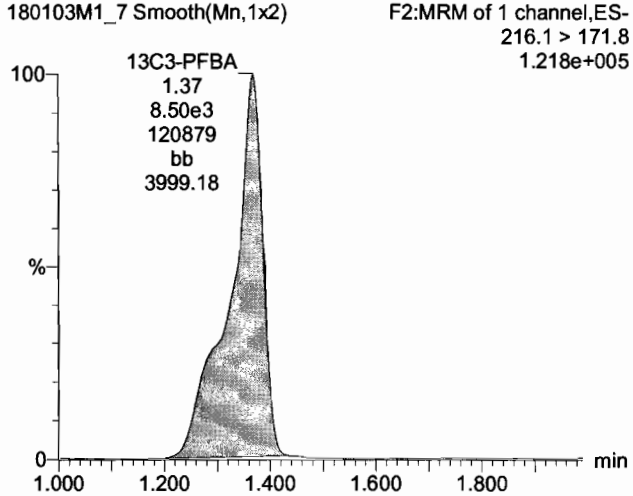

13C3-PFPeA

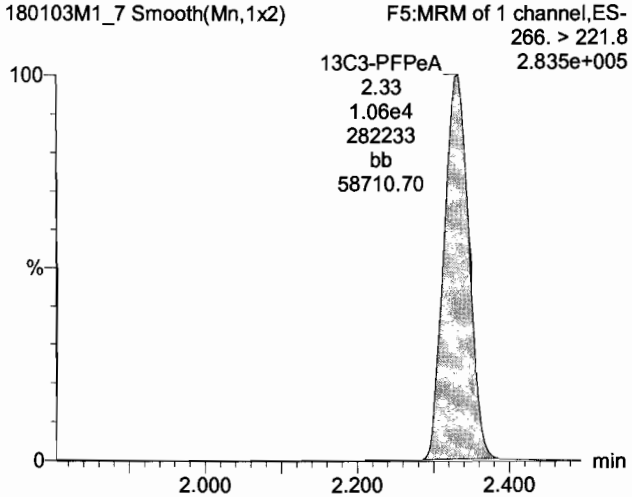

13C3-PFBS

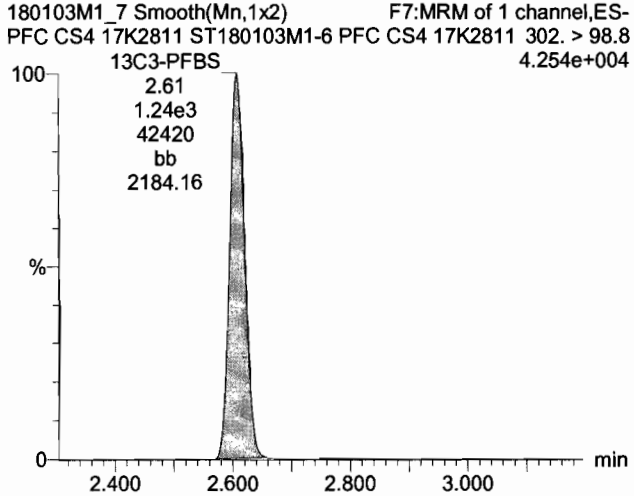

Dataset: U:\Q4.PRO\results\180103M1\170103M1-CRV.qld

Last Altered: Thursday, January 04, 2018 10:09:51 Pacific Standard Time
Printed: Thursday, January 04, 2018 10:53:07 Pacific Standard Time

Name: 180103M1_7, Date: 03-Jan-2018, Time: 19:44:56, ID: ST180103M1-6 PFC CS4 17K2811, Description: PFC CS4 17K2811

PFHxA

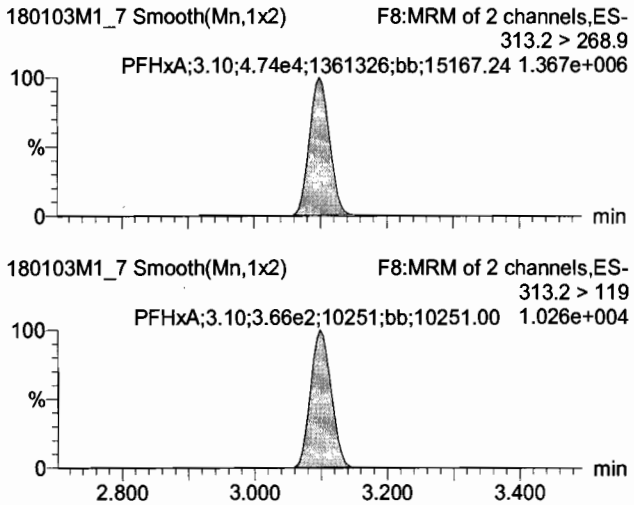

PFHpA

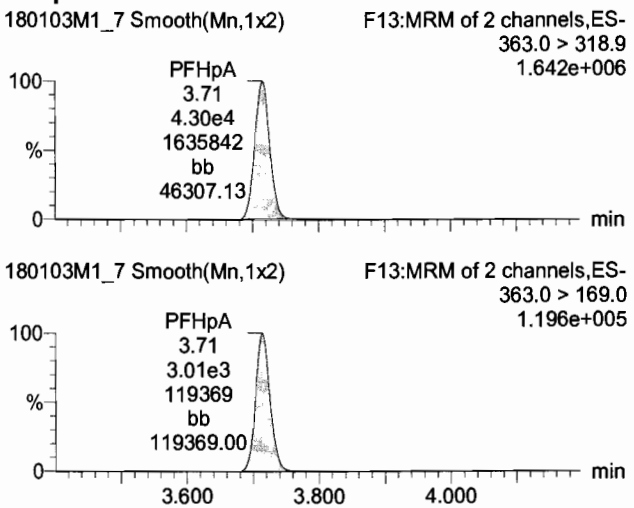

Total PFHxS

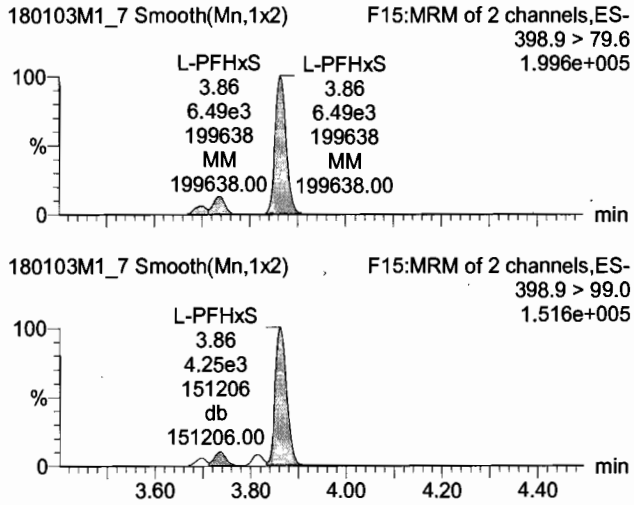

13C2-PFHxA

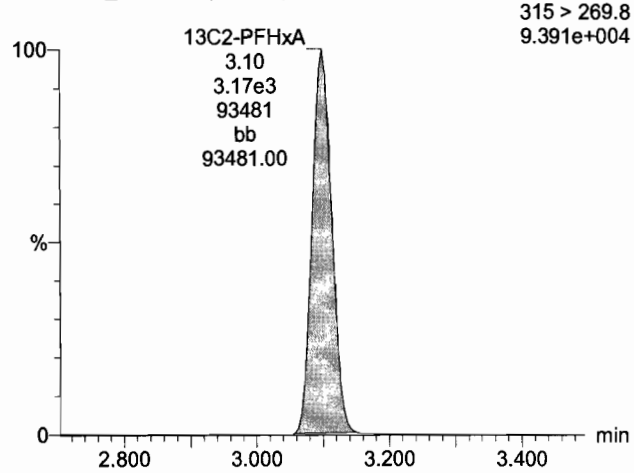

13C4-PFHpA

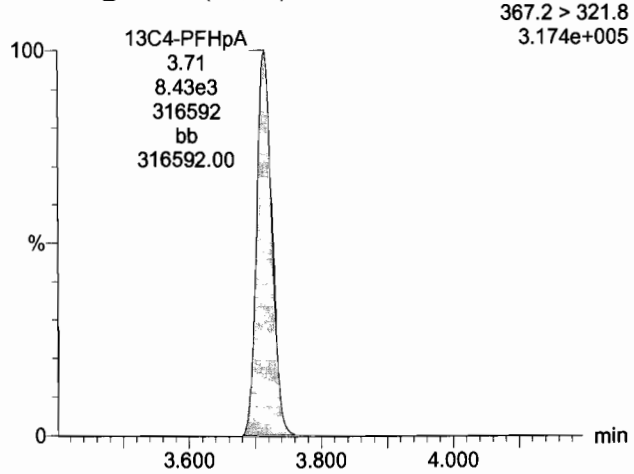

18O2-PFHxS

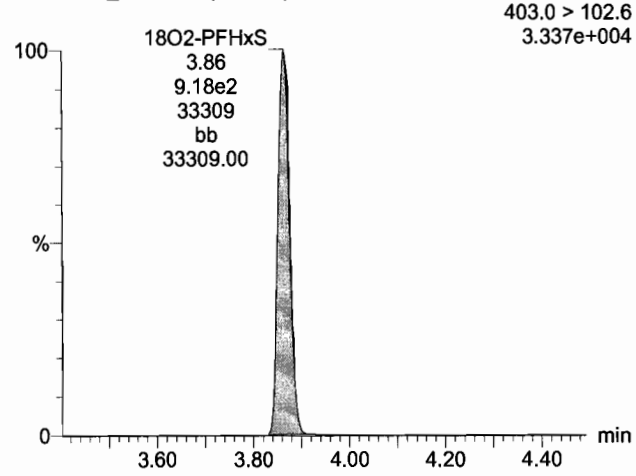

Dataset: U:\Q4.PRO\results\180103M1\170103M1-CRV.qld

Last Altered: Thursday, January 04, 2018 10:09:51 Pacific Standard Time
Printed: Thursday, January 04, 2018 10:53:07 Pacific Standard Time

Name: 180103M1_7, Date: 03-Jan-2018, Time: 19:44:56, ID: ST180103M1-6 PFC CS4 17K2811, Description: PFC CS4 17K2811

Total PFOA

180103M1_7 Smooth(Mn,1x2) F18:MRM of 2 channels,ES- 413 > 368.7 1.450e+006

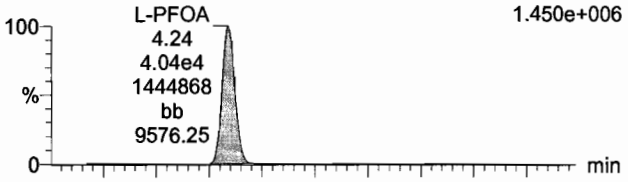

180103M1_7 Smooth(Mn,1x2) F18:MRM of 2 channels,ES- PFC CS4 17K2811 ST180103M1-6 PFC CS4 17K2811 413 > 169 4.749e+005

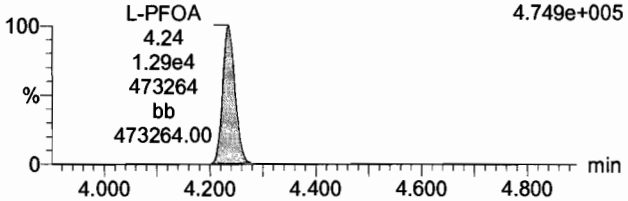

PFNA

180103M1_7 Smooth(Mn,1x2) F24:MRM of 2 channels,ES- 463.0 > 418.8 1.404e+006

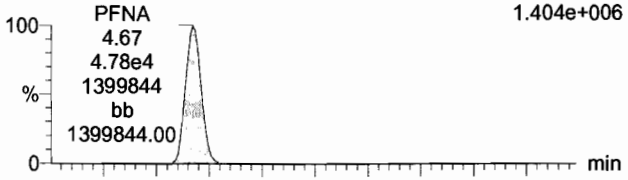

180103M1_7 Smooth(Mn,1x2) F24:MRM of 2 channels,ES- 463.0 > 219.0 3.378e+005

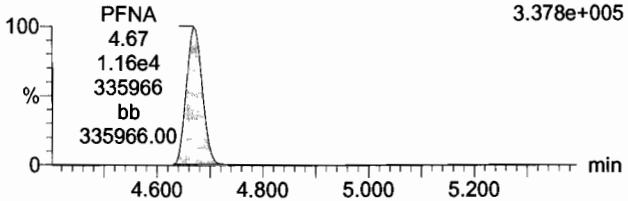

Total PFOS

180103M1_7 Smooth(Mn,1x2) F29:MRM of 2 channels,ES- PFC CS4 17K2811 ST180103M1-6 PFC CS4 17K2811 499 > 79.9 2.191e+005

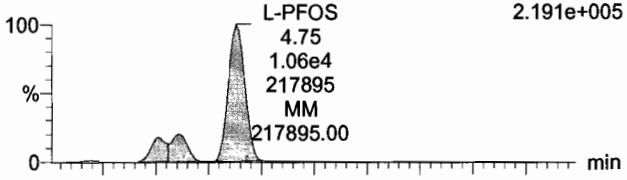

180103M1_7 Smooth(Mn,1x2) F29:MRM of 2 channels,ES- PFC CS4 17K2811 ST180103M1-6 PFC CS4 17K2811 499 > 99 1.407e+005

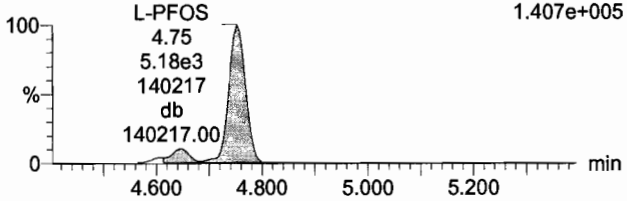

13C2-PFOA

180103M1_7 Smooth(Mn,1x2) F19:MRM of 1 channel,ES- 414.9 > 369.7 3.827e+005

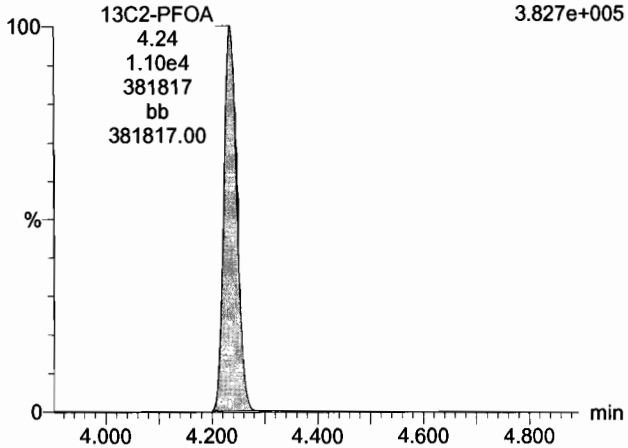

13C5-PFNA

180103M1_7 Smooth(Mn,1x2) F25:MRM of 1 channel,ES- 468.2 > 422.9 2.970e+005

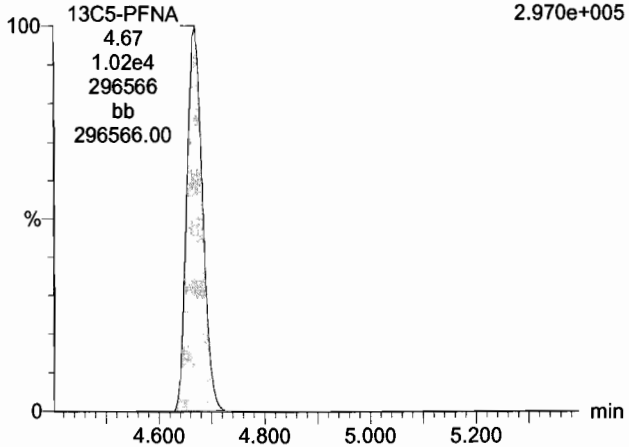

13C8-PFOS

180103M1_7 Smooth(Mn,1x2) F32:MRM of 1 channel,ES- 507.0 > 79.9 7.790e+004

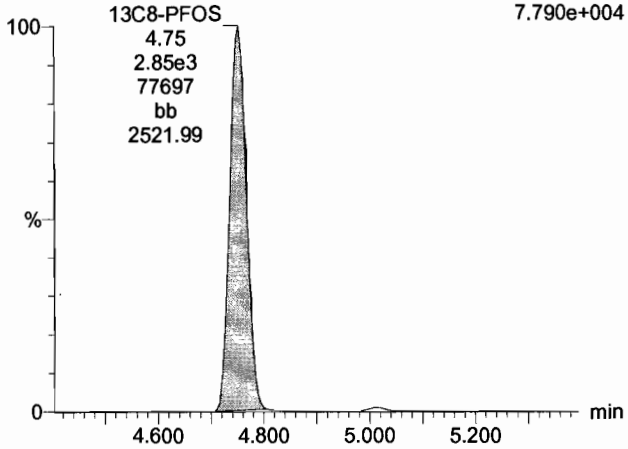

Dataset: U:\Q4.PRO\results\180103M1\170103M1-CRV.qld

Last Altered: Thursday, January 04, 2018 10:09:51 Pacific Standard Time
Printed: Thursday, January 04, 2018 10:53:07 Pacific Standard Time

Name: 180103M1_7, Date: 03-Jan-2018, Time: 19:44:56, ID: ST180103M1-6 PFC CS4 17K2811, Description: PFC CS4 17K2811

13C4-PFBA

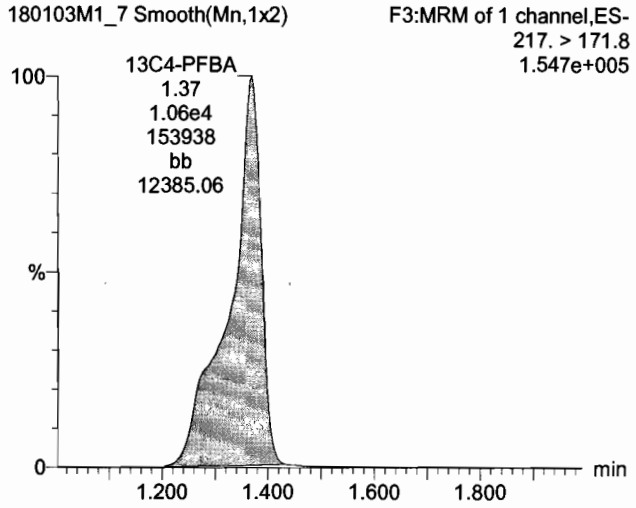

13C5-PFHxA

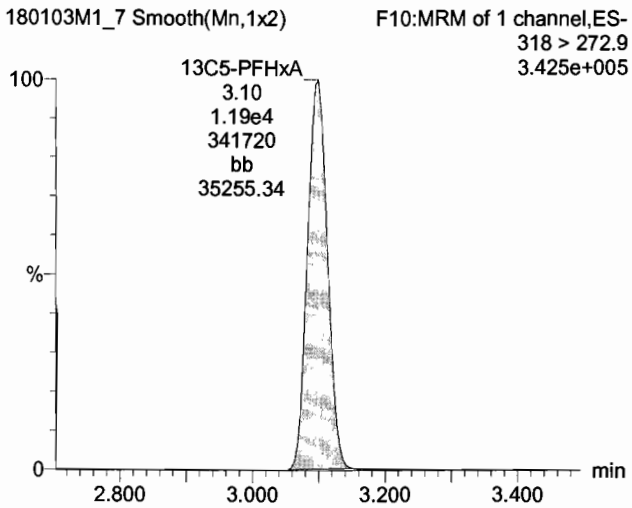

13C3-PFHxS

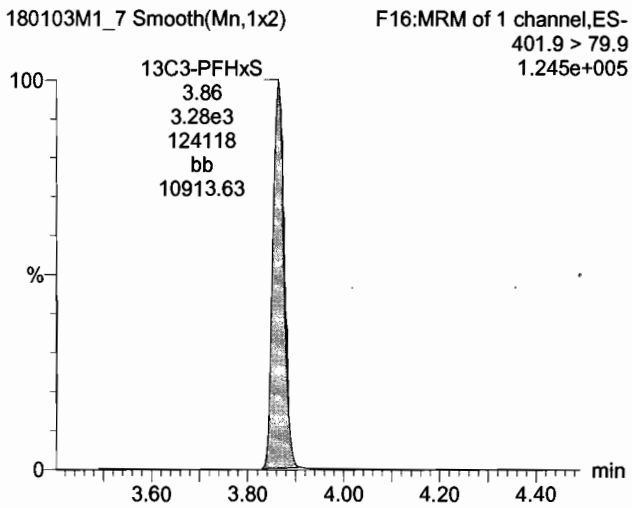

13C8-PFOA

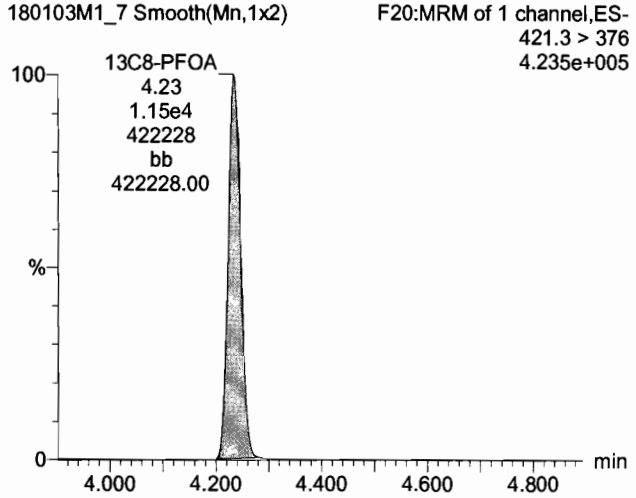

13C9-PFNA

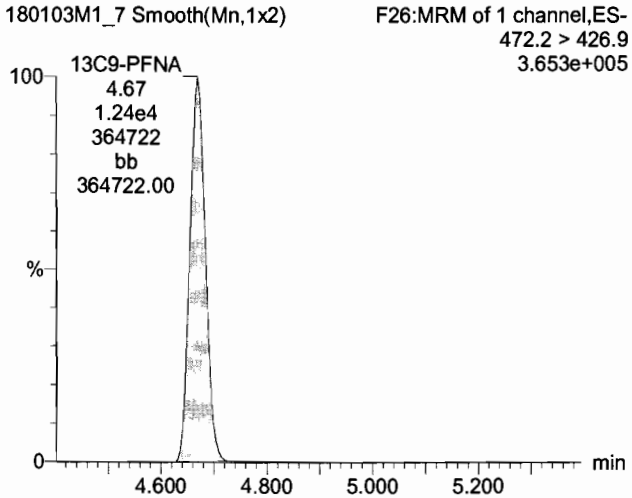

13C4-PFOS

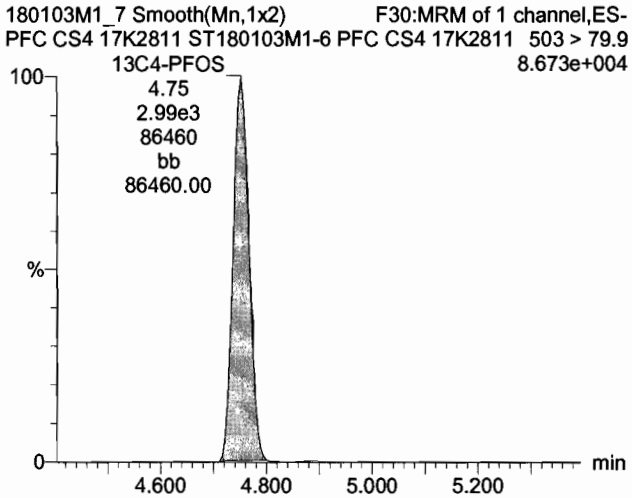

Dataset: U:\Q4.PRO\results\180103M1\170103M1-CRV.qld

Last Altered: Thursday, January 04, 2018 10:09:51 Pacific Standard Time
Printed: Thursday, January 04, 2018 10:53:07 Pacific Standard Time

Name: 180103M1_8, Date: 03-Jan-2018, Time: 19:56:06, ID: ST180103M1-7 PFC CS5 17K2812, Description: PFC CS5 17K2812

PFBA

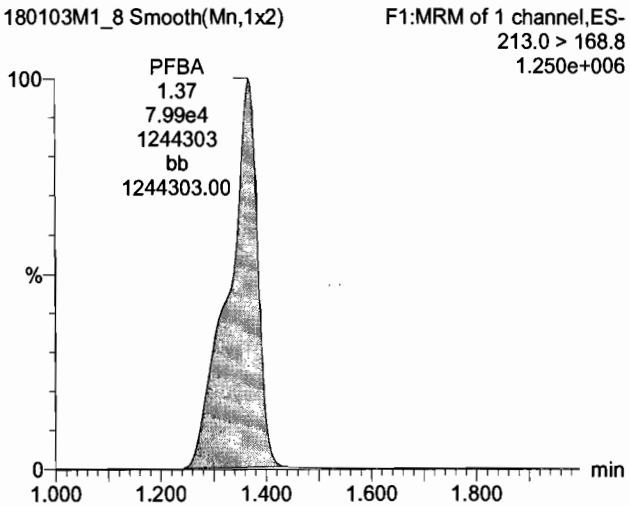

PFPeA

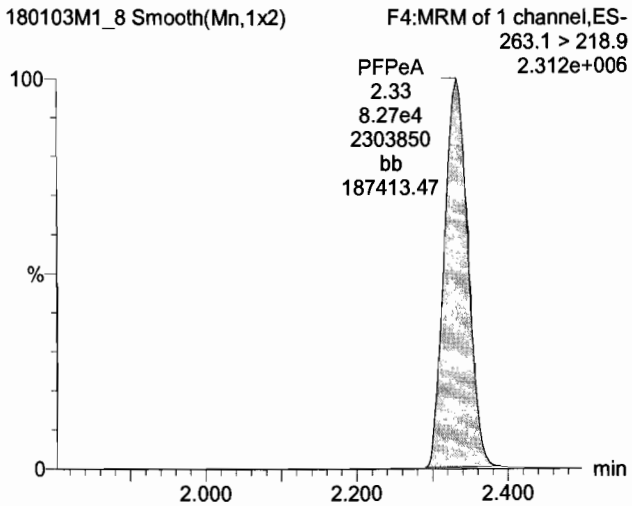

PFBS

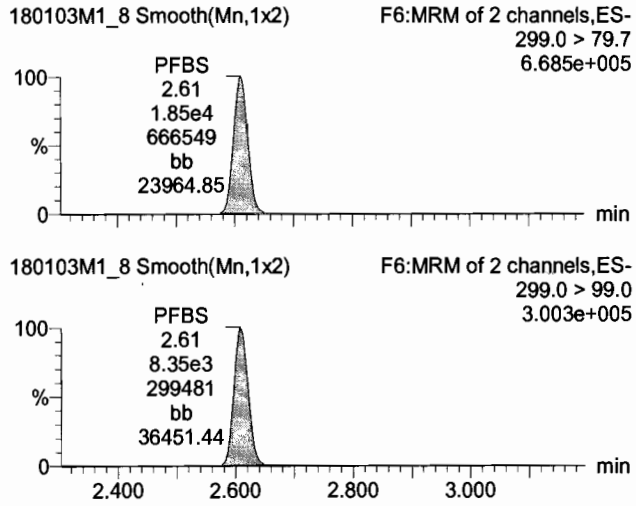

13C3-PFBA

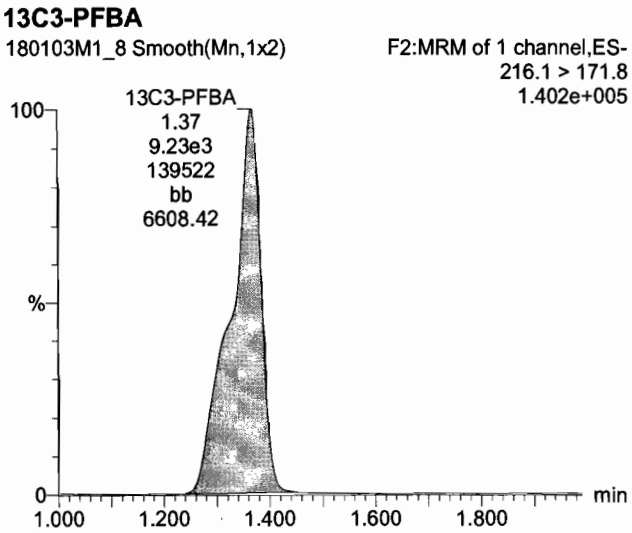

13C3-PFPeA

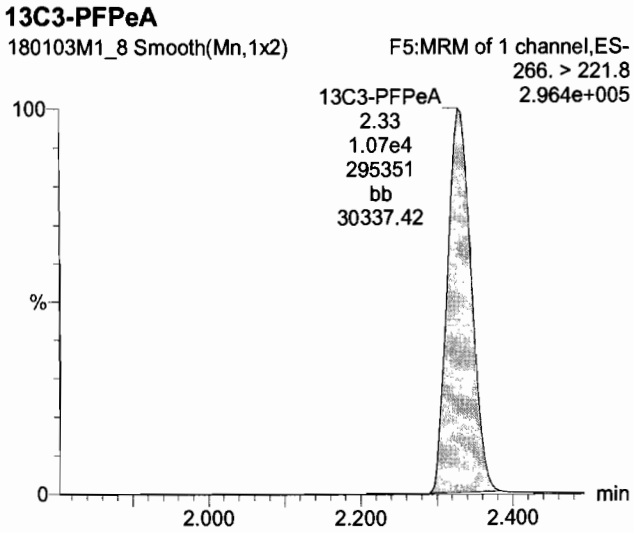

13C3-PFBS

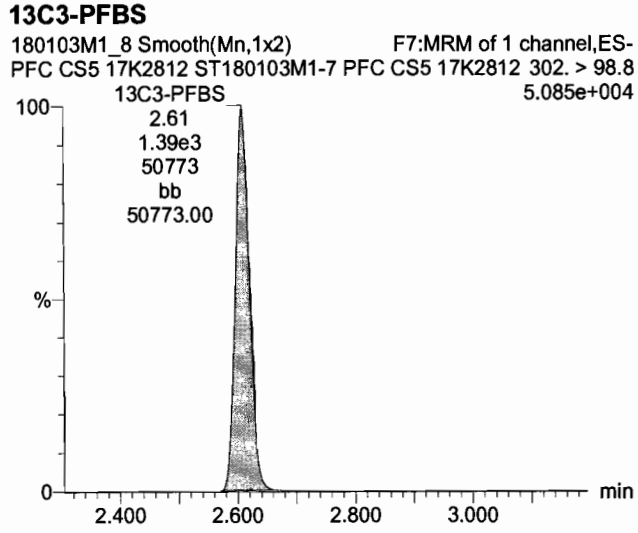

Dataset: U:\Q4.PRO\results\180103M1\170103M1-CRV.qld

Last Altered: Thursday, January 04, 2018 10:09:51 Pacific Standard Time
Printed: Thursday, January 04, 2018 10:53:07 Pacific Standard Time

Name: 180103M1_8, Date: 03-Jan-2018, Time: 19:56:06, ID: ST180103M1-7 PFC CS5 17K2812, Description: PFC CS5 17K2812

PFHxA

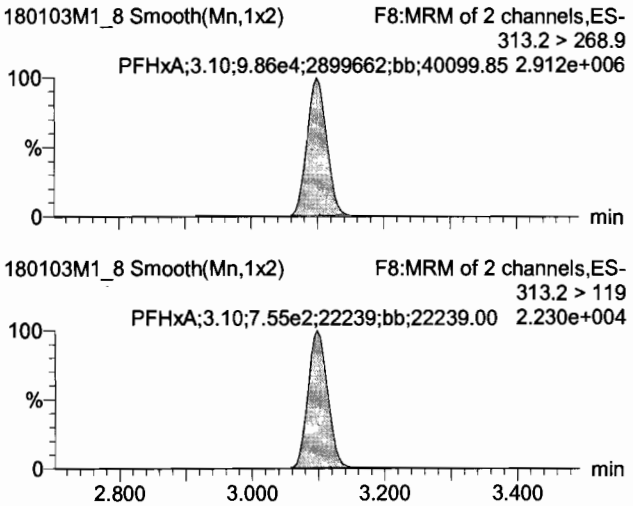

PFHpA

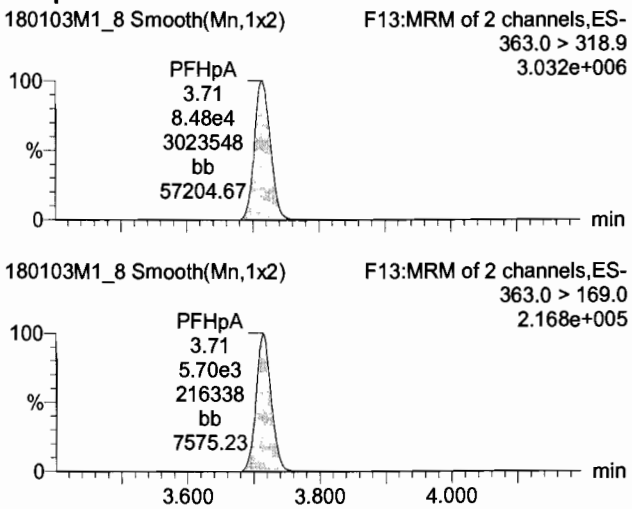

Total PFHxS

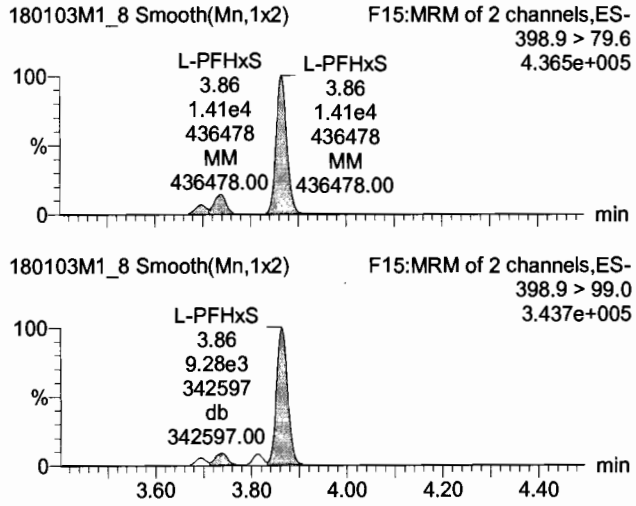

13C2-PFHxA

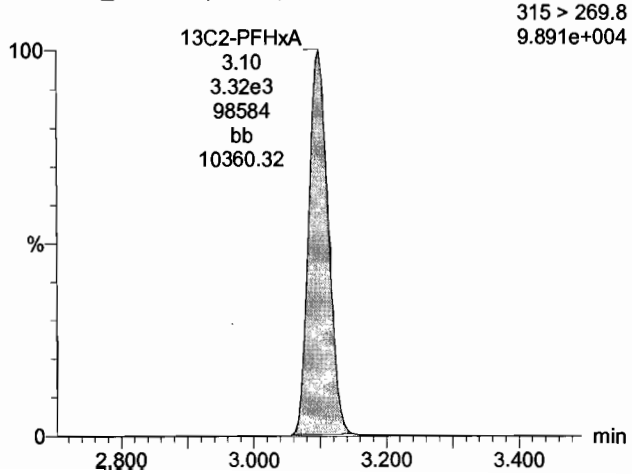

13C4-PFHpA

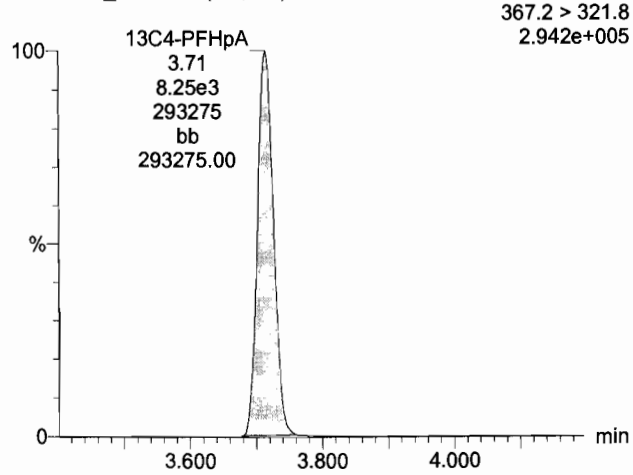

18O2-PFHxS

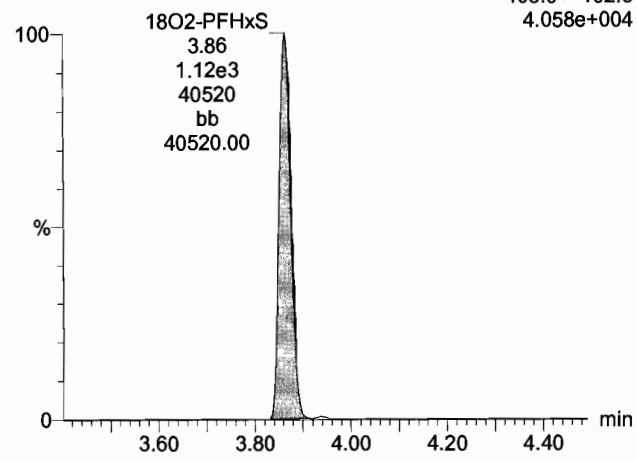

Dataset: U:\Q4.PRO\results\180103M1\170103M1-CRV.qld

Last Altered: Thursday, January 04, 2018 10:09:51 Pacific Standard Time
Printed: Thursday, January 04, 2018 10:53:07 Pacific Standard Time

Name: 180103M1_8, Date: 03-Jan-2018, Time: 19:56:06, ID: ST180103M1-7 PFC CS5 17K2812, Description: PFC CS5 17K2812

Total PFOA

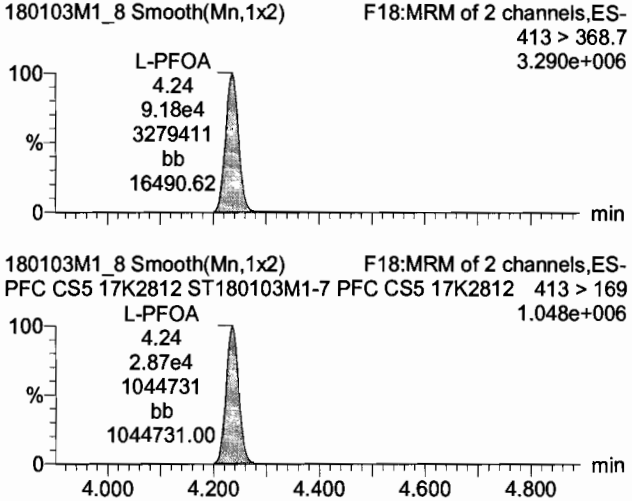

PFNA

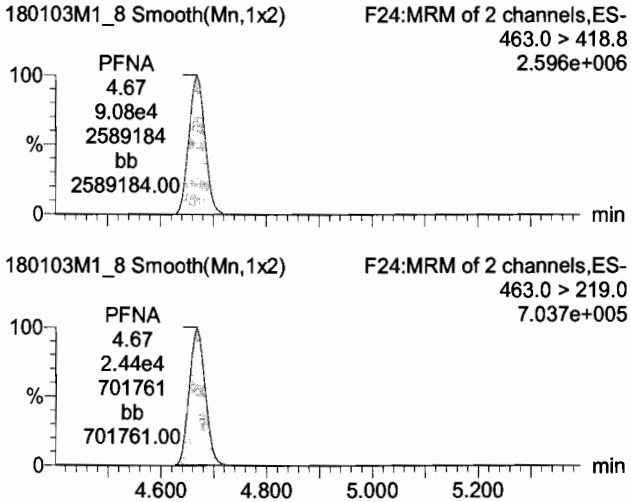

Total PFOS

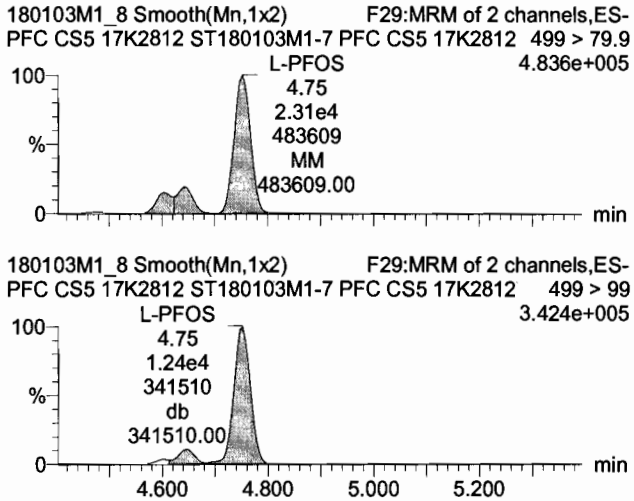

13C2-PFOA

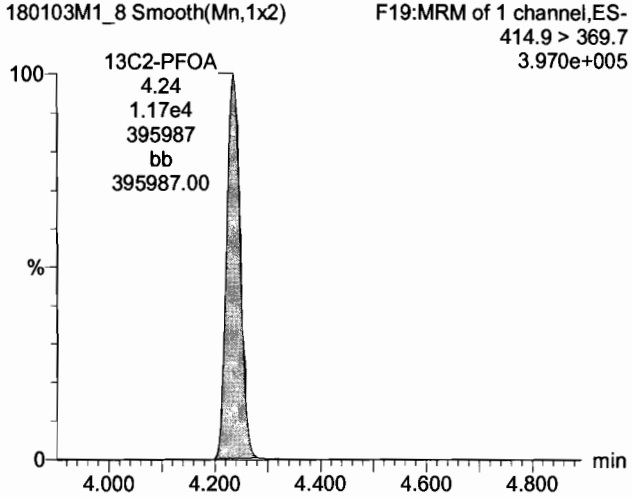

13C5-PFNA

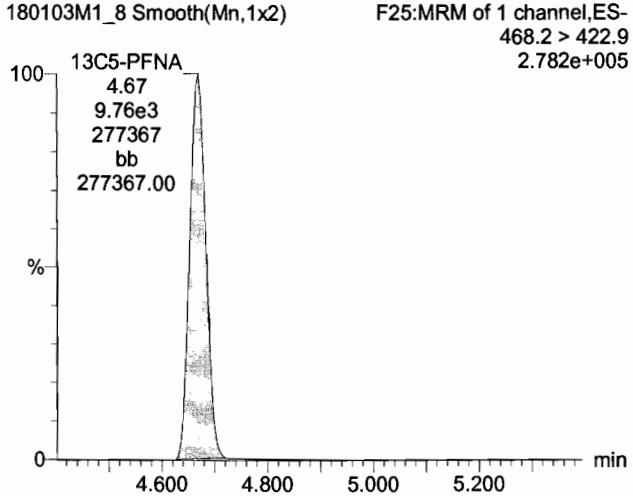

13C8-PFOS

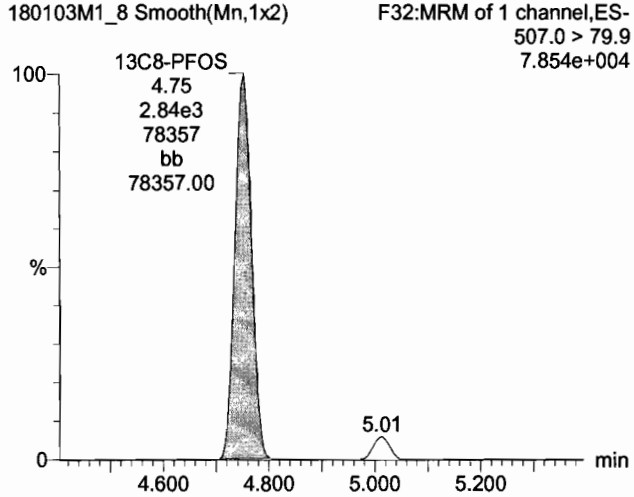

Dataset: U:\Q4.PRO\results\180103M1\170103M1-CRV.qld

Last Altered: Thursday, January 04, 2018 10:09:51 Pacific Standard Time
Printed: Thursday, January 04, 2018 10:53:07 Pacific Standard Time

Name: 180103M1_8, Date: 03-Jan-2018, Time: 19:56:06, ID: ST180103M1-7 PFC CS5 17K2812, Description: PFC CS5 17K2812

13C4-PFBA

180103M1_8 Smooth(Mn,1x2) F3:MRM of 1 channel,ES- 217. > 171.8 1.668e+005

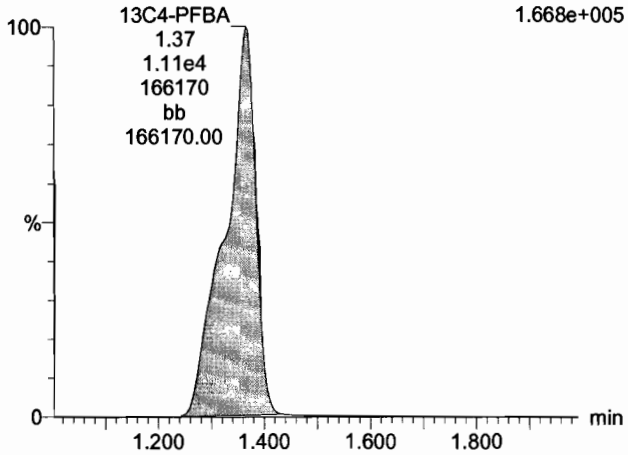

13C5-PFHxA

180103M1_8 Smooth(Mn,1x2) F10:MRM of 1 channel,ES- 318 > 272.9 3.683e+005

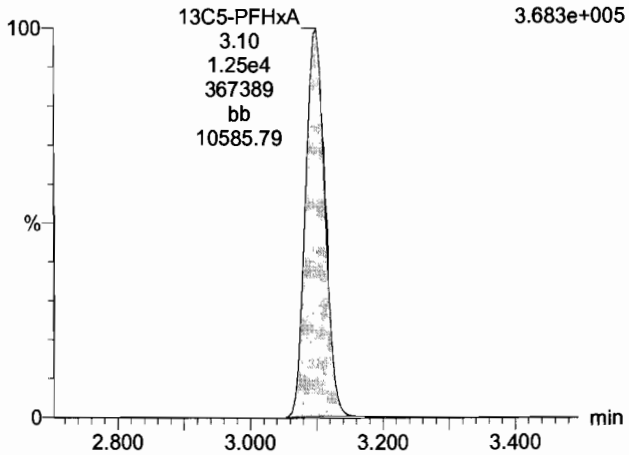

13C3-PFHxS

180103M1_8 Smooth(Mn,1x2) F16:MRM of 1 channel,ES- 401.9 > 79.9 1.296e+005

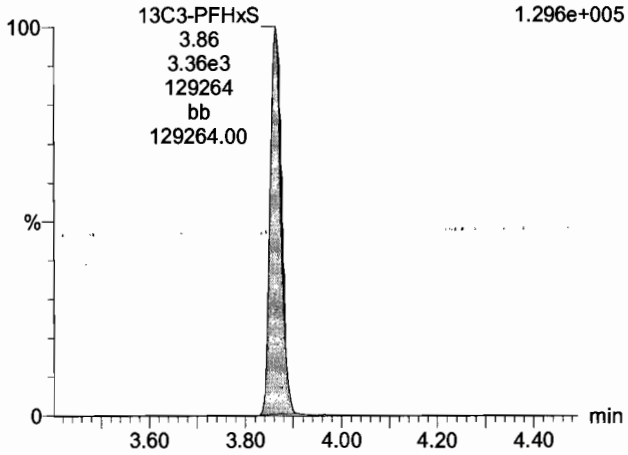

13C8-PFOA

180103M1_8 Smooth(Mn,1x2) F20:MRM of 1 channel,ES- 421.3 > 376 4.278e+005

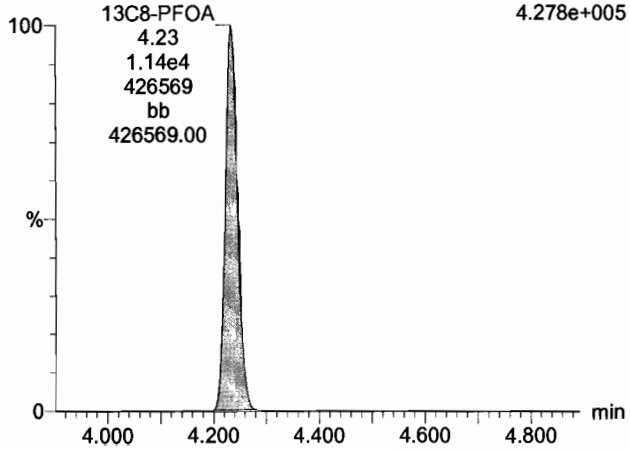

13C9-PFNA

180103M1_8 Smooth(Mn,1x2) F26:MRM of 1 channel,ES- 472.2 > 426.9 3.874e+005

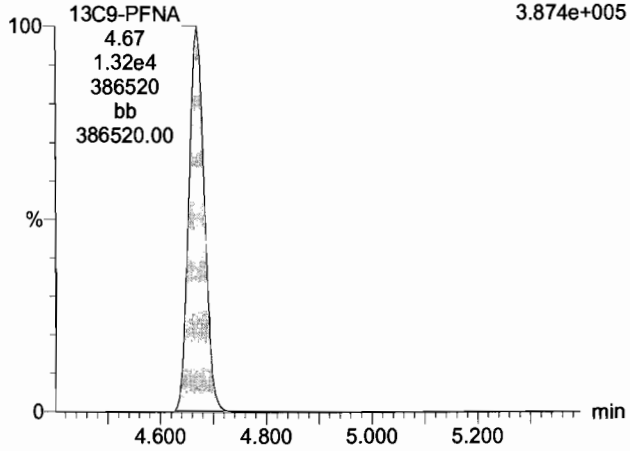

13C4-PFOS

180103M1_8 Smooth(Mn,1x2) F30:MRM of 1 channel,ES- PFC CS5 17K2812 ST180103M1-7 PFC CS5 17K2812 503 > 79.9 8.774e+004

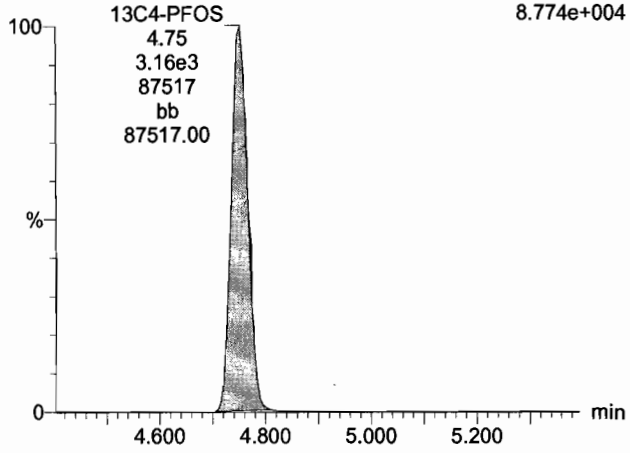

Dataset: U:\Q4.PRO\results\180103M1\170103M1-CRV.qld

Last Altered: Thursday, January 04, 2018 10:09:51 Pacific Standard Time
Printed: Thursday, January 04, 2018 10:53:07 Pacific Standard Time

Name: 180103M1_9, Date: 03-Jan-2018, Time: 20:07:17, ID: ST180103M1-8 PFC CS6 17K2817, Description: PFC CS6 17K2817

PFBA

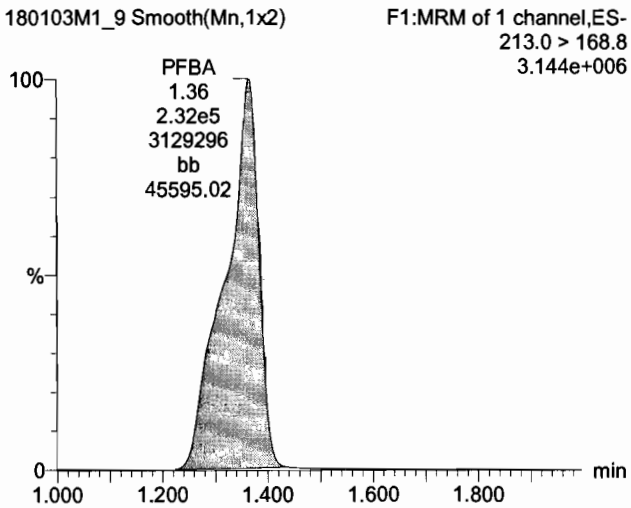

PFPeA

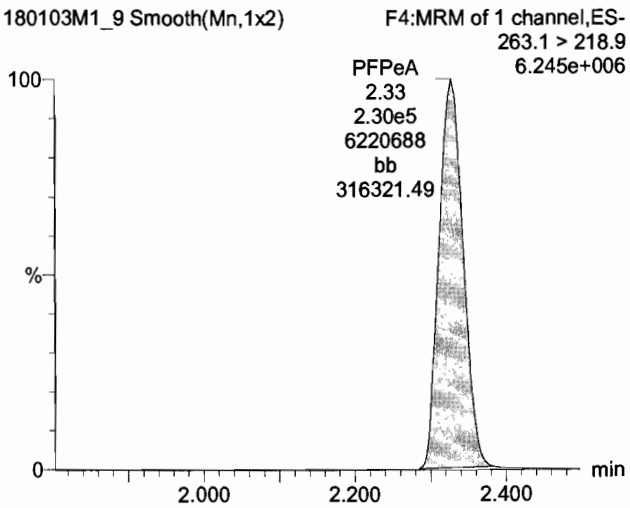

PFBS

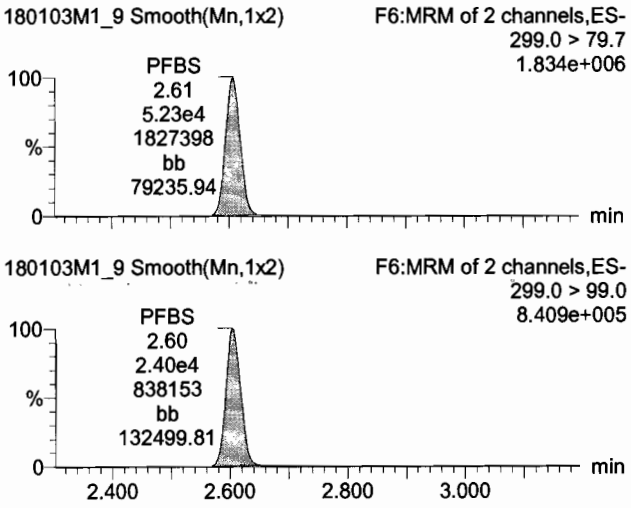

13C3-PFBA

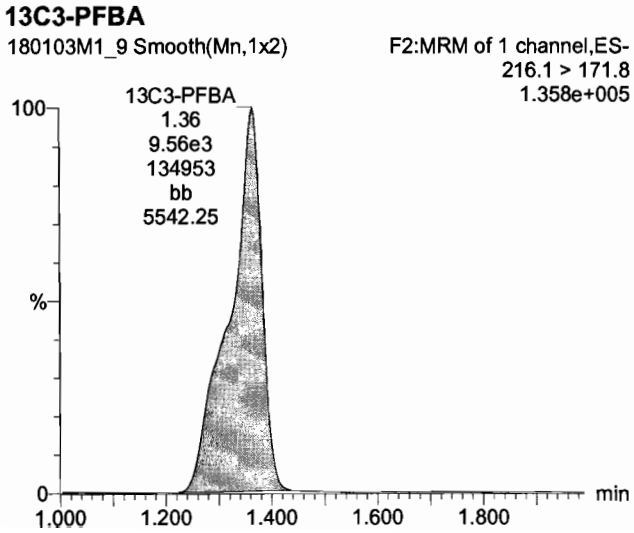

13C3-PFPeA

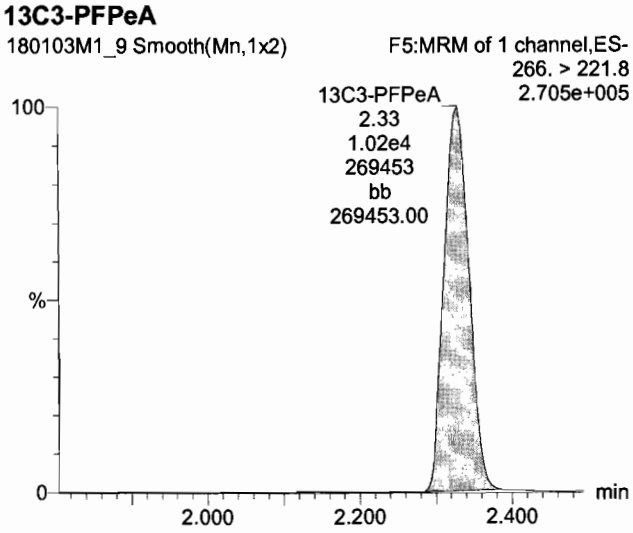

13C3-PFBS

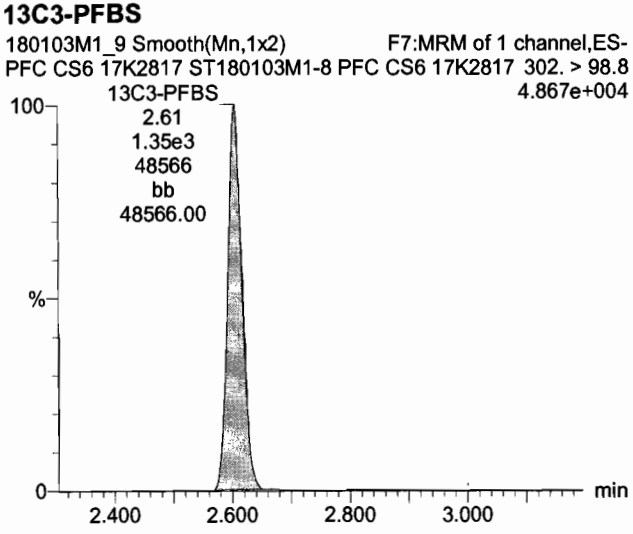

Dataset: U:\Q4.PRO\results\180103M1\170103M1-CRV.qld

Last Altered: Thursday, January 04, 2018 10:09:51 Pacific Standard Time
Printed: Thursday, January 04, 2018 10:53:07 Pacific Standard Time

Name: 180103M1_9, Date: 03-Jan-2018, Time: 20:07:17, ID: ST180103M1-8 PFC CS6 17K2817, Description: PFC CS6 17K2817

PFHxA

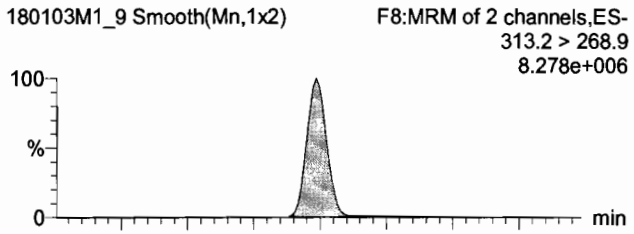

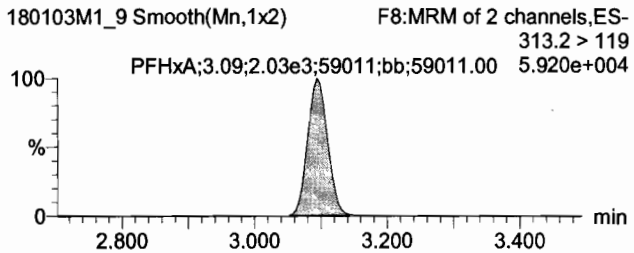

PFHpA

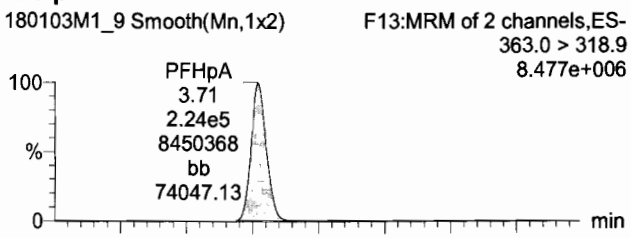

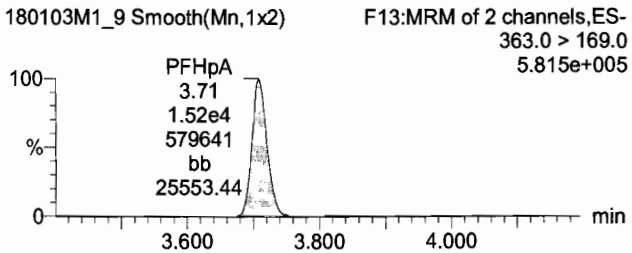

Total PFHxS

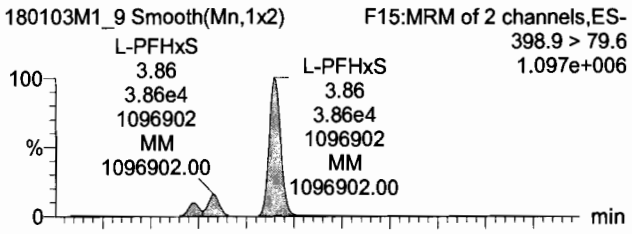

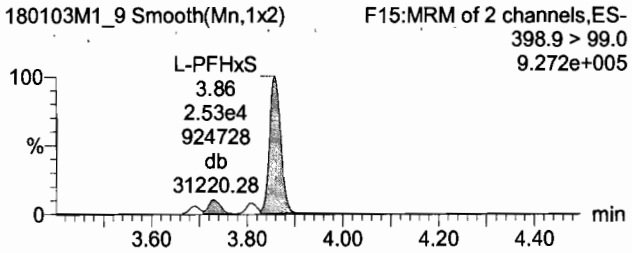

13C2-PFHxA

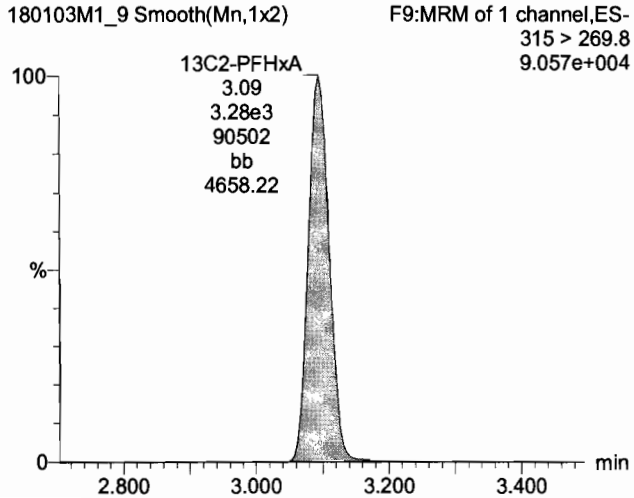

13C4-PFHpA

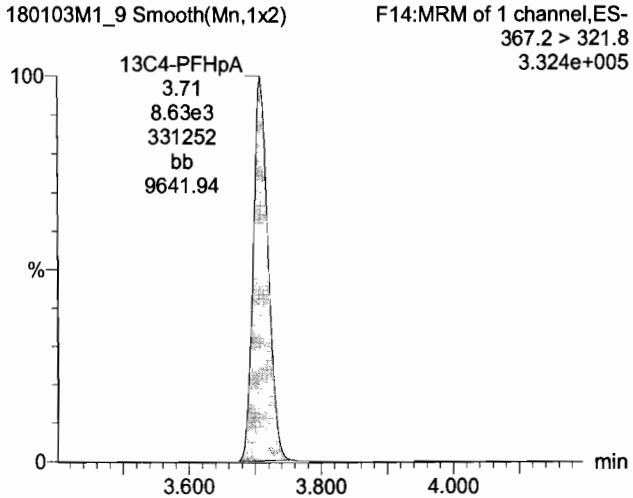

18O2-PFHxS

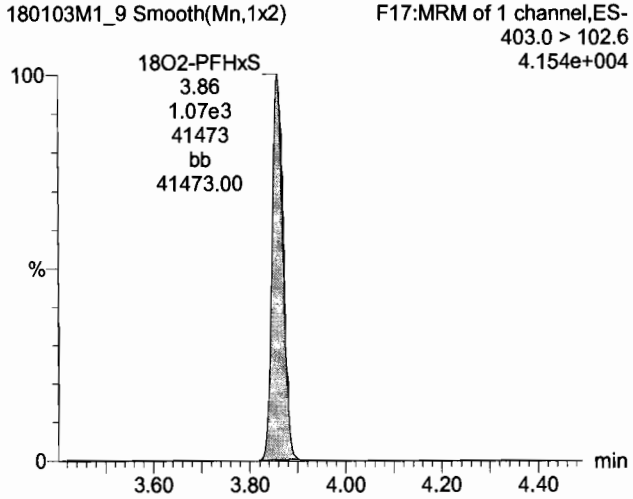

Dataset: U:\Q4.PRO\results\180103M1\170103M1-CRV.qld

Last Altered: Thursday, January 04, 2018 10:09:51 Pacific Standard Time
Printed: Thursday, January 04, 2018 10:53:07 Pacific Standard Time

Name: 180103M1_9, Date: 03-Jan-2018, Time: 20:07:17, ID: ST180103M1-8 PFC CS6 17K2817, Description: PFC CS6 17K2817

Total PFOA

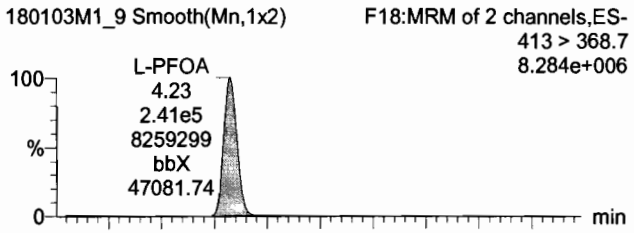

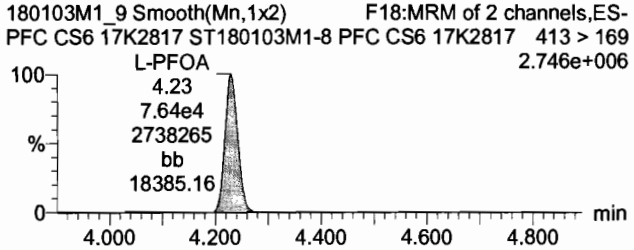

PFNA

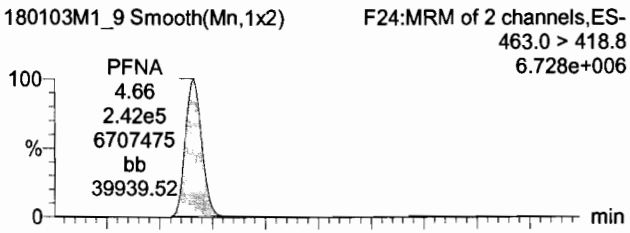

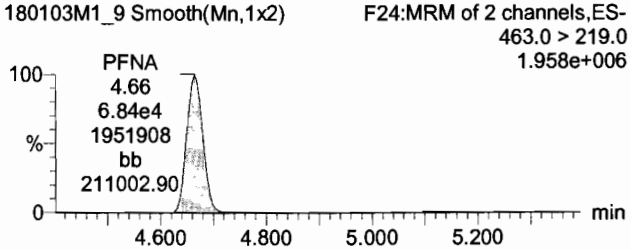

Total PFOS

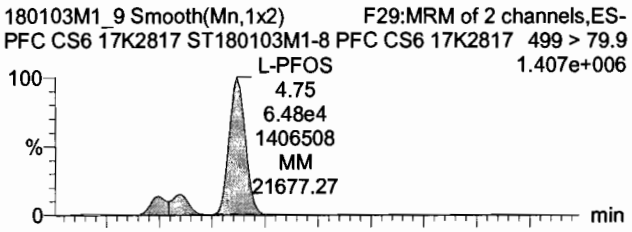

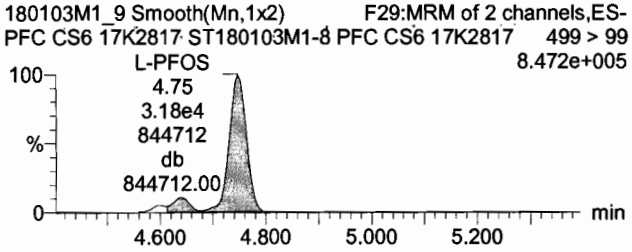

13C2-PFOA

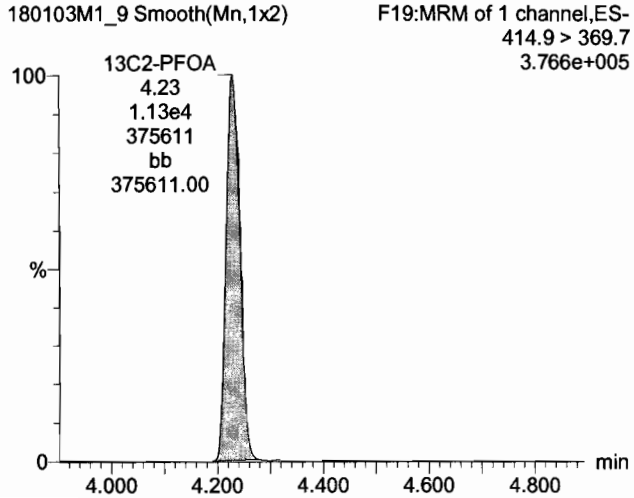

13C5-PFNA

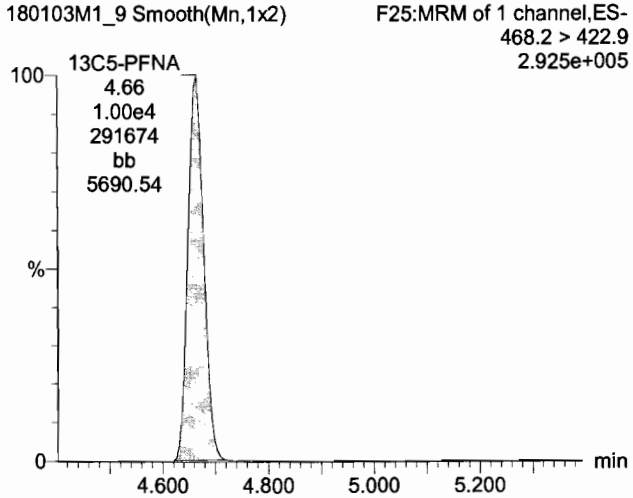

13C8-PFOS

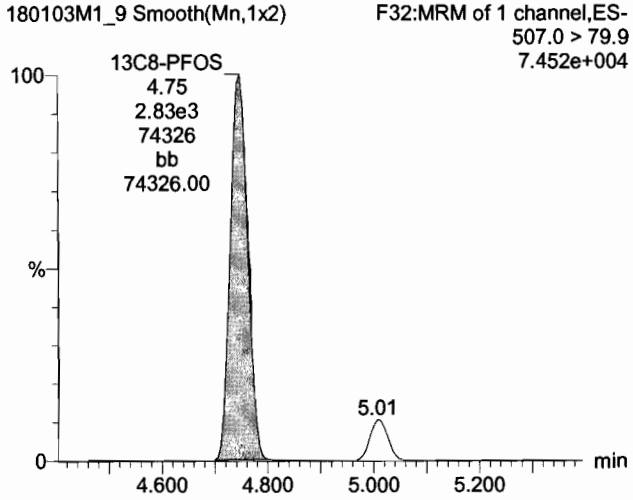

Dataset: U:\Q4.PRO\results\180103M1\170103M1-CRV.qld

Last Altered: Thursday, January 04, 2018 10:09:51 Pacific Standard Time
Printed: Thursday, January 04, 2018 10:53:07 Pacific Standard Time

Name: 180103M1_9, Date: 03-Jan-2018, Time: 20:07:17, ID: ST180103M1-8 PFC CS6 17K2817, Description: PFC CS6 17K2817

13C4-PFBA

180103M1_9 Smooth(Mn,1x2) F3:MRM of 1 channel,ES- 217. > 171.8 1.629e+005

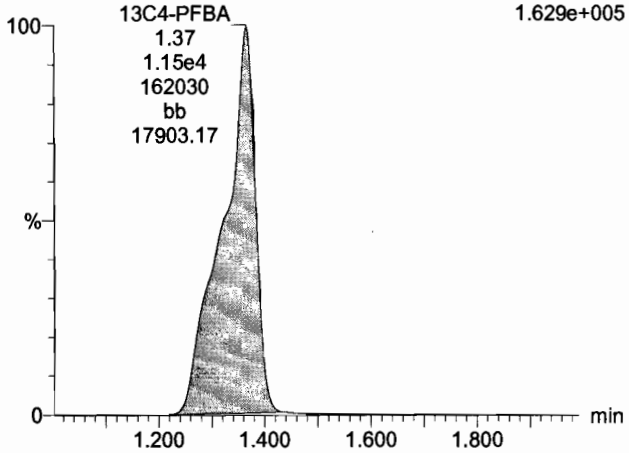

13C5-PFHxA

180103M1_9 Smooth(Mn,1x2) F10:MRM of 1 channel,ES- 318 > 272.9 3.605e+005

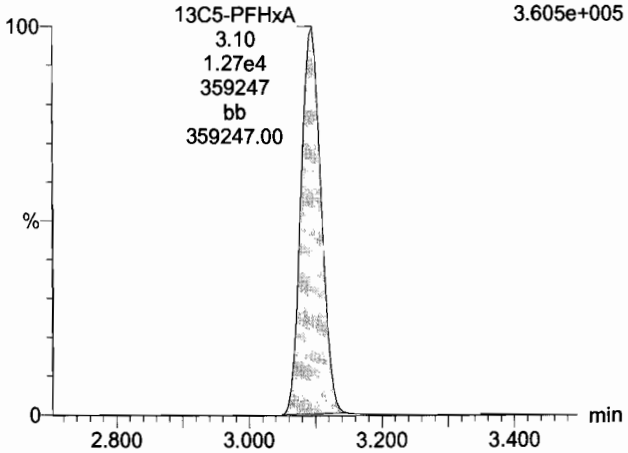

13C3-PFHxS

180103M1_9 Smooth(Mn,1x2) F16:MRM of 1 channel,ES- 401.9 > 79.9 1.156e+005

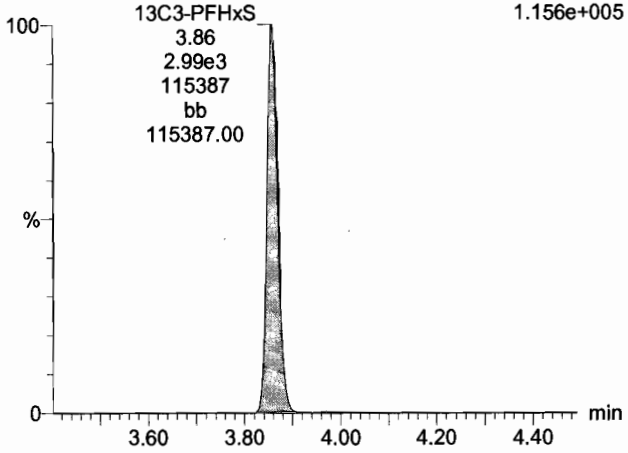

13C8-PFOA

180103M1_9 Smooth(Mn,1x2) F20:MRM of 1 channel,ES- 421.3 > 376 3.161e+005

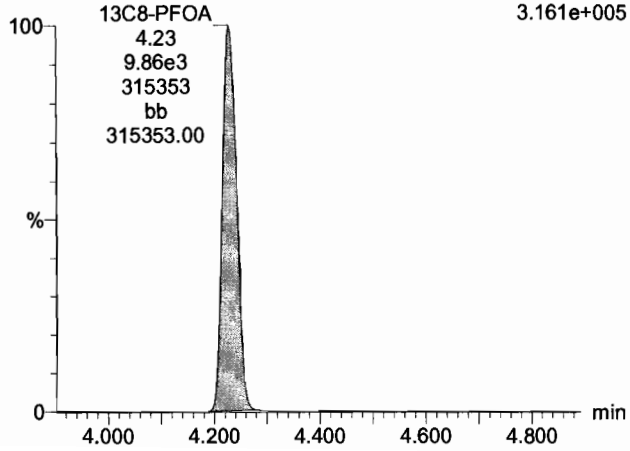

13C9-PFNA

180103M1_9 Smooth(Mn,1x2) F26:MRM of 1 channel,ES- 472.2 > 426.9 3.364e+005

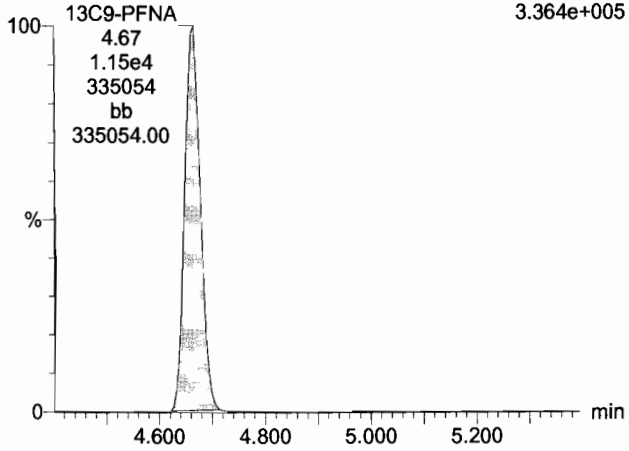

13C4-PFOS

180103M1_9 Smooth(Mn,1x2) F30:MRM of 1 channel,ES- PFC CS6 17K2817 ST180103M1-8 PFC CS6 17K2817 503 > 79.9 9.564e+004

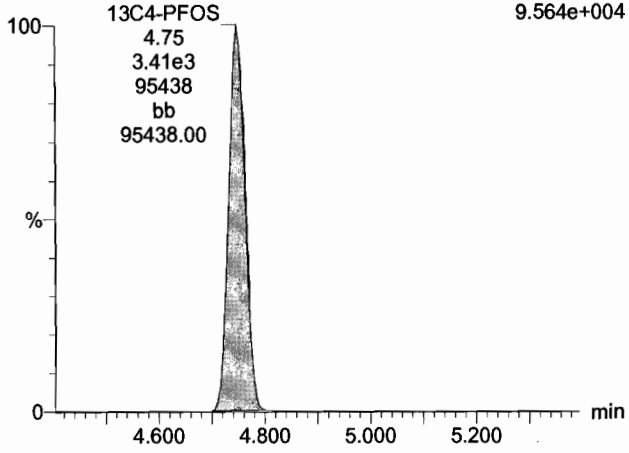

Quantify Sample Summary Report **MassLynx MassLynx V4.1 SCN945 SCN960**
Vista Analytical Laboratory

Dataset: U:\Q4.PRO\results\180103M1\170103M1-11.qld

Last Altered: Thursday, January 04, 2018 10:51:12 Pacific Standard Time
Printed: Thursday, January 04, 2018 10:51:34 Pacific Standard Time

Method: U:\Q4.PRO\MethDB\PFAS_FULL_80C_010318.mdb 04 Jan 2018 07:53:25
Calibration: U:\Q4.PRO\CurveDB\C18_VAL-PFAS_Q4_01-03-18_SHORTLIST_OLD.cdb 04 Jan 2018 10:09:51

AC 1/4/18

Name: 180103M1_11, Date: 03-Jan-2018, Time: 20:29:39, ID: ICV180103M1-1 PFC ICV 17L2813, Description: PFC ICV 17L2813

vJA-01/04/2018

	#	Name	Trace	Area	IS Area	RRF	Divisor1	Pred.RT	RT	y Axis Resp.	Conc.	%Rec
1	1	PFBA	213.0 > 168.8	1.50e4	1.44e4		1.0000	1.36	1.36	13.0	11.2	111.6
2	2	PFPeA	263.1 > 218.9	1.56e4	1.72e4		1.0000	2.33	2.33	11.3	10.8	107.6
3	3	PFBS	299.0 > 79.7	3.19e3	2.20e3		1.0000	2.60	2.61	18.1	9.78	97.8
4	4	PFHxA	313.2 > 268.9	1.94e4	5.24e3		1.0000	3.10	3.09	18.6	11.3	113.3
5	5	PFHpA	363.0 > 318.9	1.65e4	1.38e4		1.0000	3.70	3.71	14.9	11.5	114.9
6	6	L-PFHxS	398.9 > 79.6	2.25e3	1.91e3		1.0000	3.86	3.86	14.7	8.50	85.0
7	9	L-PFOA	413 > 368.7	1.75e4	1.89e4		1.0000	4.23	4.23	11.5	11.8	117.9
8	12	PFNA	463.0 > 418.8	1.70e4	1.40e4		1.0000	4.66	4.67	15.2	12.9	129.4
9	14	L-PFOS	499 > 79.9	3.77e3	3.89e3		1.0000	4.75	4.75	12.1	12.5	124.8
10	31	13C3-PFBA	216.1 > 171.8	1.44e4	1.38e4	0.873	1.0000	1.36	1.36	13.1	15.0	119.6
11	32	13C3-PFPeA	266. > 221.8	1.72e4	1.87e4	0.920	1.0000	2.33	2.33	11.5	12.5	100.0
12	33	13C3-PFBS	302. > 98.8	2.20e3	1.87e4	0.118	1.0000	2.60	2.61	1.47	12.5	100.2
13	34	13C2-PFHxA	315 > 269.8	5.24e3	1.87e4	0.713	1.0000	3.10	3.09	3.50	4.90	98.1
14	35	13C4-PFHpA	367.2 > 321.8	1.38e4	1.87e4	0.716	1.0000	3.70	3.71	9.23	12.9	103.2
15	36	18O2-PFHxS	403.0 > 102.6	1.91e3	4.69e3	0.356	1.0000	3.86	3.86	5.08	14.3	114.0
16	38	13C2-PFOA	414.9 > 369.7	1.89e4	1.68e4	1.120	1.0000	4.23	4.23	14.0	12.5	100.3
17	39	13C5-PFNA	468.2 > 422.9	1.40e4	1.61e4	0.879	1.0000	4.66	4.67	10.9	12.4	99.1

70-130

Vista Analytical Laboratory

Dataset: U:\Q4.PRO\results\180103M1\170103M1-11.qld

Last Altered: Thursday, January 04, 2018 10:51:12 Pacific Standard Time
Printed: Thursday, January 04, 2018 10:52:16 Pacific Standard Time

Method: U:\Q4.PRO\MethDB\PFAS_FULL_80C_010318.mdb 04 Jan 2018 07:53:25
Calibration: U:\Q4.PRO\CurveDB\C18_VAL-PFAS_Q4_01-03-18_SHORTLIST_OLD.cdb 04 Jan 2018 10:09:51

Name: 180103M1_11, Date: 03-Jan-2018, Time: 20:29:39, ID: ICV180103M1-1 PFC ICV 17L2813, Description: PFC ICV 17L2813

	#	Name	Trace	Area	IS Area	RRF	Divisor1	Pred.RT	RT	y Axis Resp.	Conc.	%Rec
1	41	13C8-PFOS	507.0 > 79.9	3.89e3	4.21e3	0.961	1.0000	4.75	4.75	11.5	12.0	95.9
2	54	13C4-PFBA	217. > 171.8	1.38e4	1.38e4	1.000	1.0000	1.36	1.37	12.5	12.5	100.0
3	55	13C5-PFHxA	318 > 272.9	1.87e4	1.87e4	1.000	1.0000	3.10	3.10	12.5	12.5	100.0
4	56	13C3-PFHxS	401.9 > 79.9	4.69e3	4.69e3	1.000	1.0000	3.86	3.86	12.5	12.5	100.0
5	57	13C8-PFOA	421.3 > 376	1.68e4	1.68e4	1.000	1.0000	4.23	4.23	12.5	12.5	100.0
6	58	13C9-PFNA	472.2 > 426.9	1.61e4	1.61e4	1.000	1.0000	4.66	4.67	12.5	12.5	100.0
7	59	13C4-PFOS	503 > 79.9	4.21e3	4.21e3	1.000	1.0000	4.75	4.75	12.5	12.5	100.0

Vista Analytical Laboratory

Dataset: U:\Q4.PRO\results\180103M1\170103M1-11.qld

Last Altered: Thursday, January 04, 2018 10:51:12 Pacific Standard Time
Printed: Thursday, January 04, 2018 10:51:34 Pacific Standard Time

Method: U:\Q4.PRO\MethDB\PFAS_FULL_80C_010318.mdb 04 Jan 2018 07:53:25
Calibration: U:\Q4.PRO\CurveDB\C18_VAL-PFAS_Q4_01-03-18_SHORTLIST_OLD.cdb 04 Jan 2018 10:09:51

Name: 180103M1_11, Date: 03-Jan-2018, Time: 20:29:39, ID: ICV180103M1-1 PFC ICV 17L2813, Description: PFC ICV 17L2813

PFBA

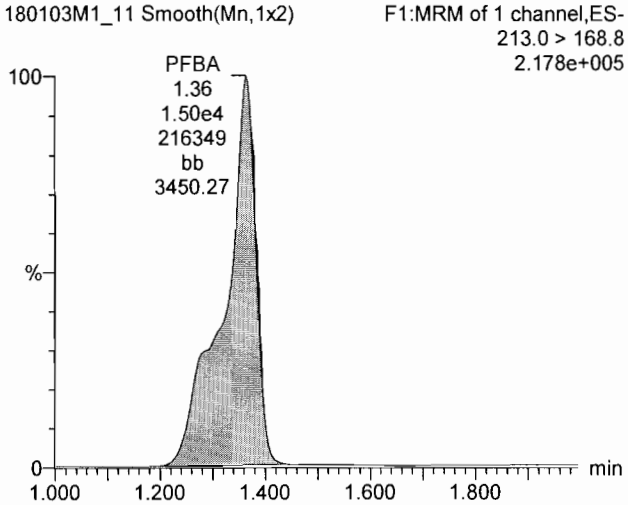

PFPeA

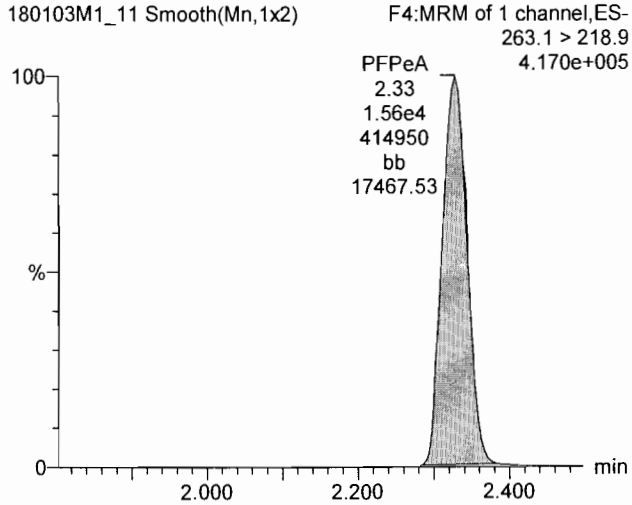

PFBS

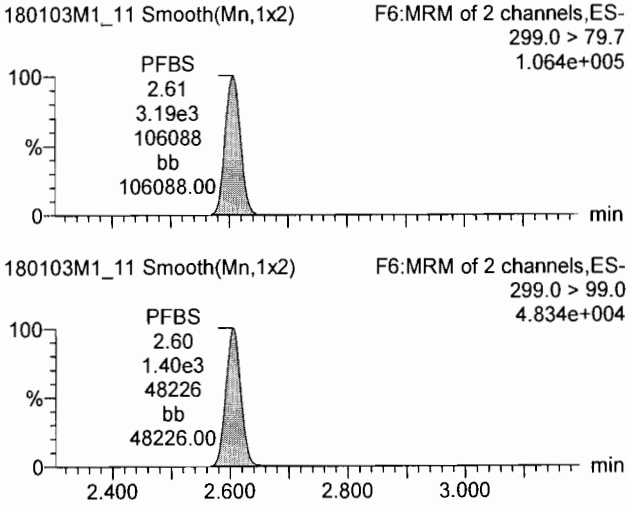

13C3-PFBA

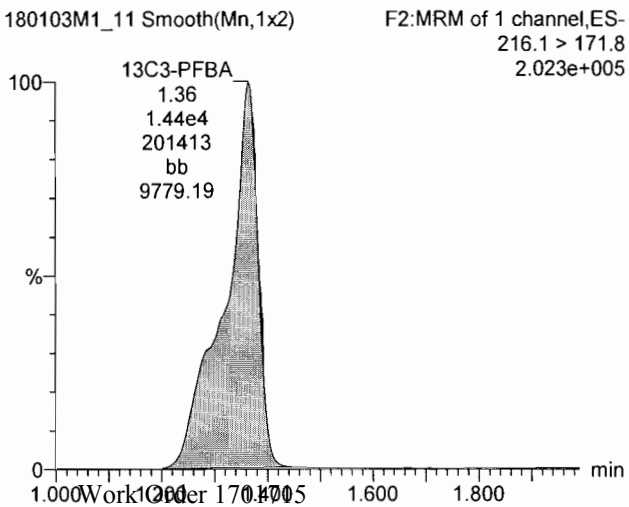

13C3-PFPeA

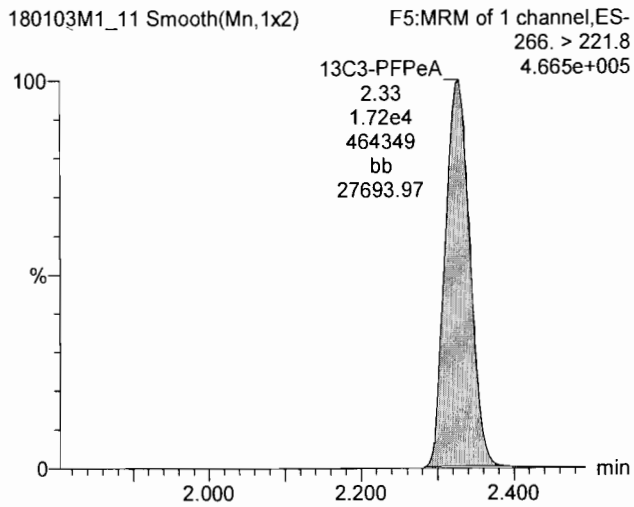

13C3-PFBS

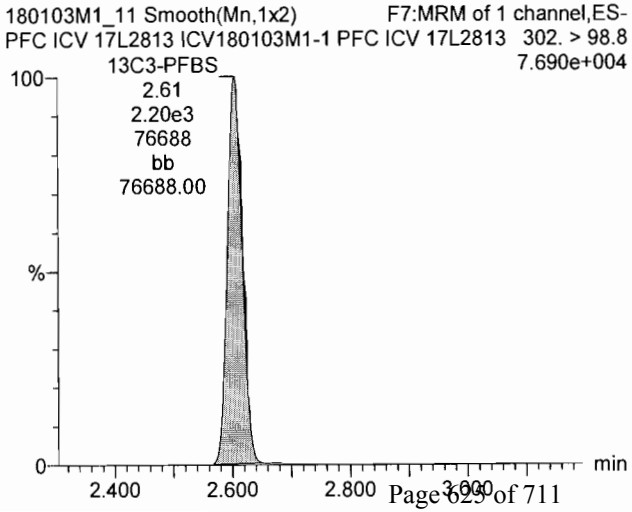

Dataset: U:\Q4.PRO\results\180103M1\170103M1-11.qld

Last Altered: Thursday, January 04, 2018 10:51:12 Pacific Standard Time
Printed: Thursday, January 04, 2018 10:51:34 Pacific Standard Time

Name: 180103M1_11, Date: 03-Jan-2018, Time: 20:29:39, ID: ICV180103M1-1 PFC ICV 17L2813, Description: PFC ICV 17L2813

PFHxA

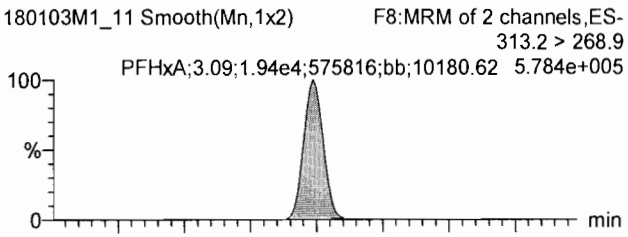

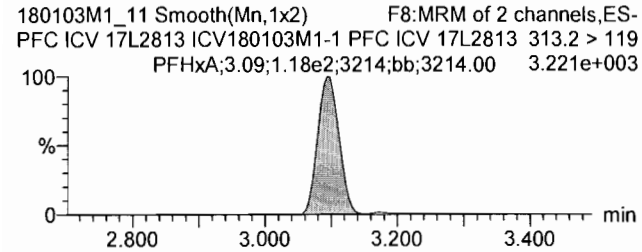

PFHpA

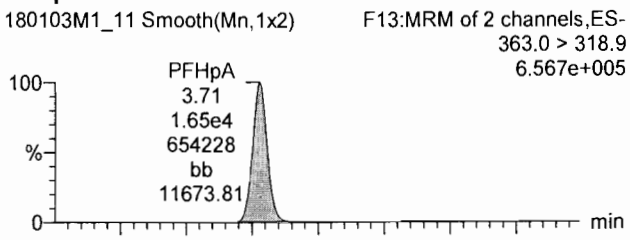

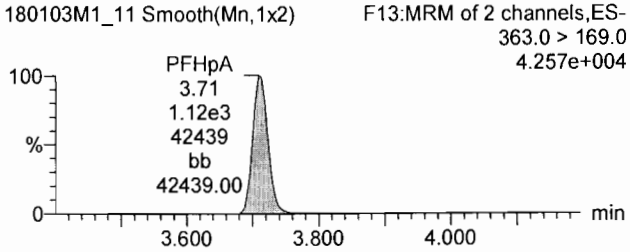

Total PFHxS

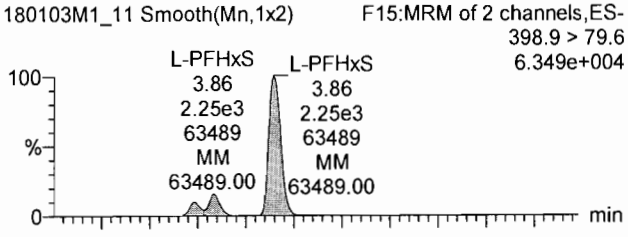

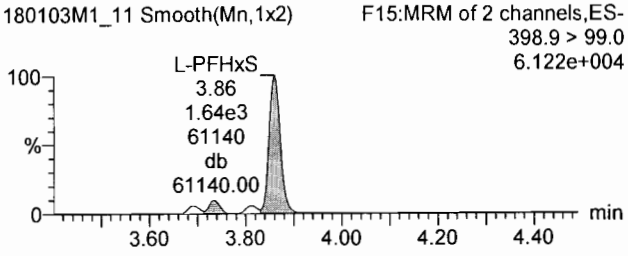

13C2-PFHxA

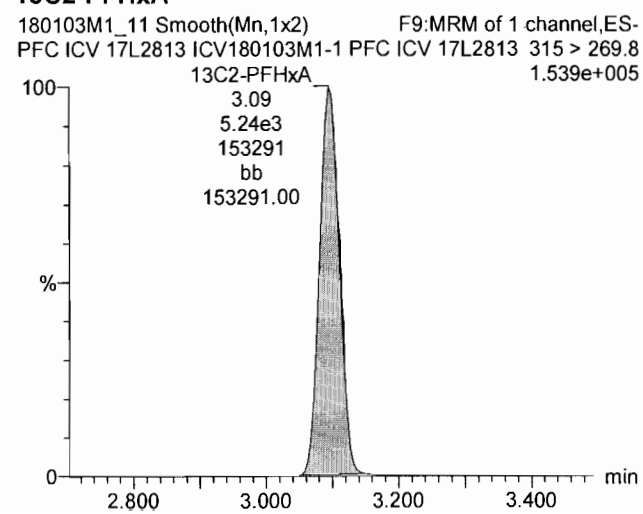

13C4-PFHpA

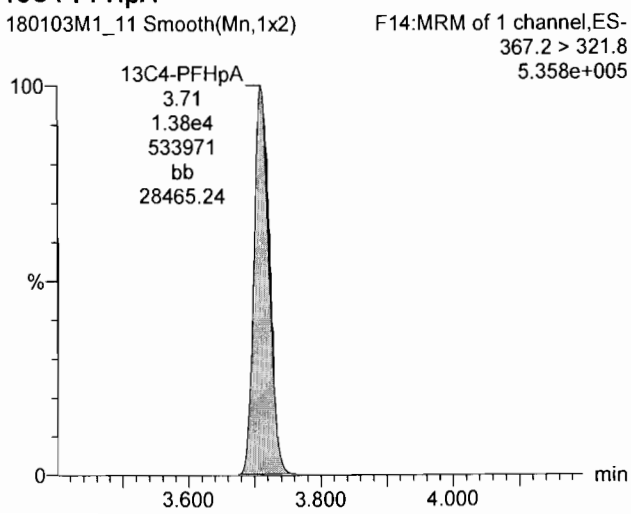

18O2-PFHxS

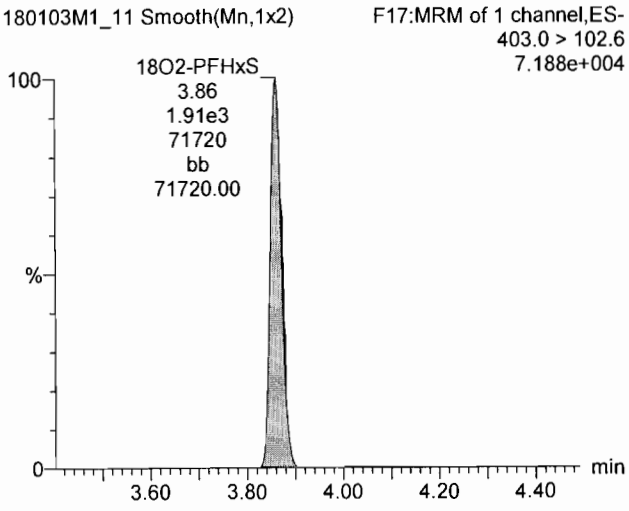

Dataset: U:\Q4.PRO\results\180103M1\170103M1-11.qld

Last Altered: Thursday, January 04, 2018 10:51:12 Pacific Standard Time
Printed: Thursday, January 04, 2018 10:51:34 Pacific Standard Time

Name: 180103M1_11, Date: 03-Jan-2018, Time: 20:29:39, ID: ICV180103M1-1 PFC ICV 17L2813, Description: PFC ICV 17L2813

Total PFOA

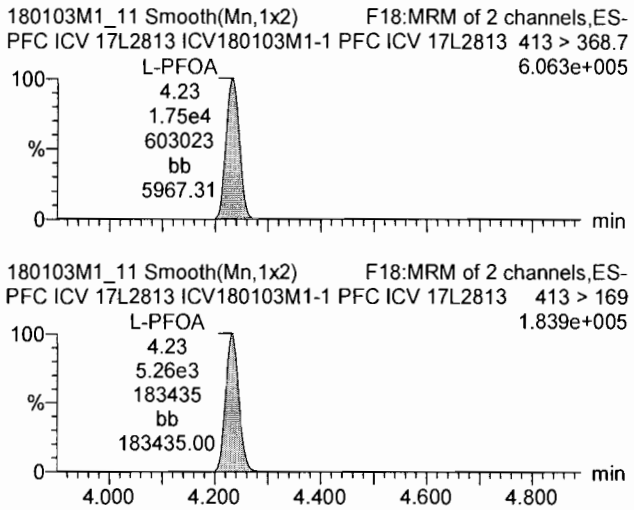

PFNA

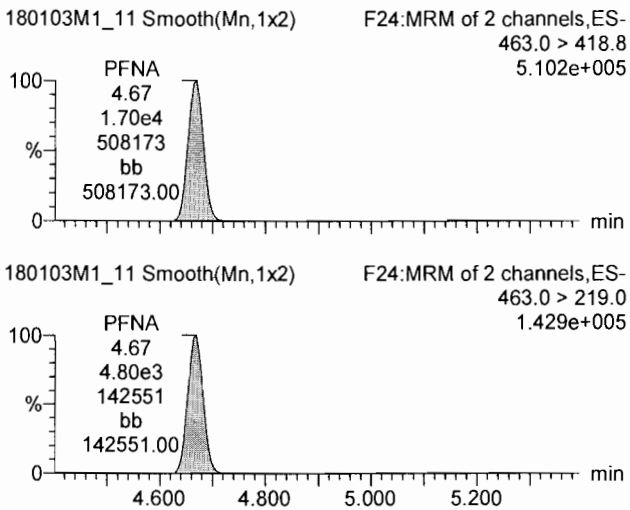

Total PFOS

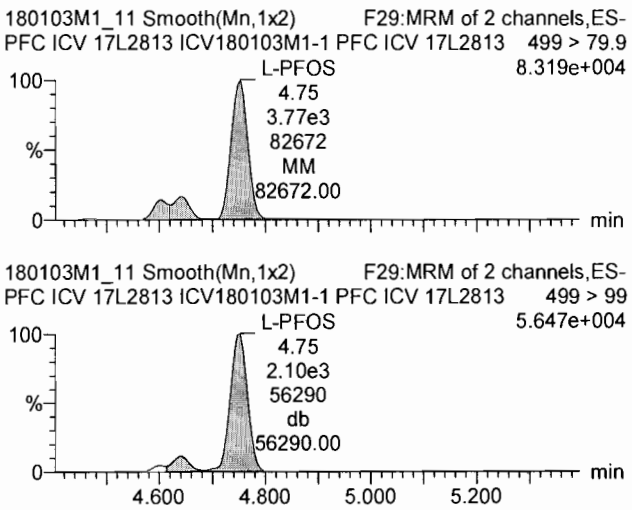

13C2-PFOA

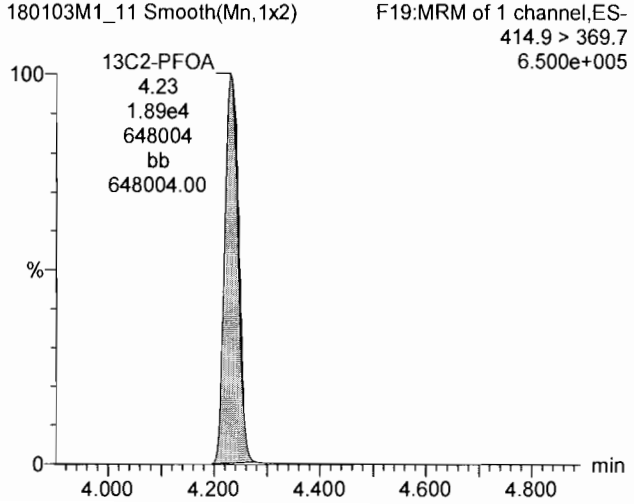

13C5-PFNA

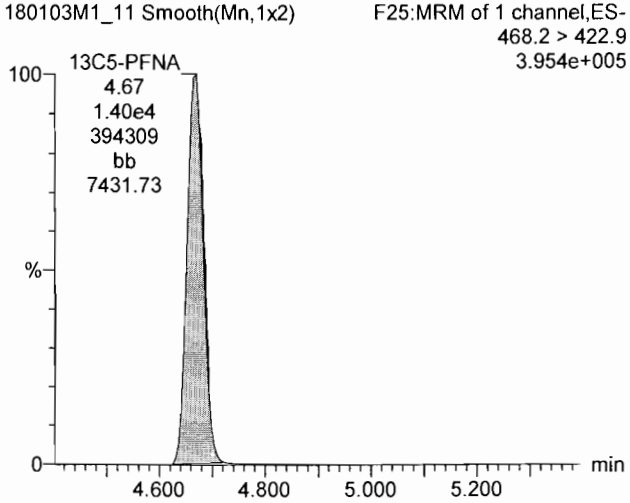

13C8-PFOS

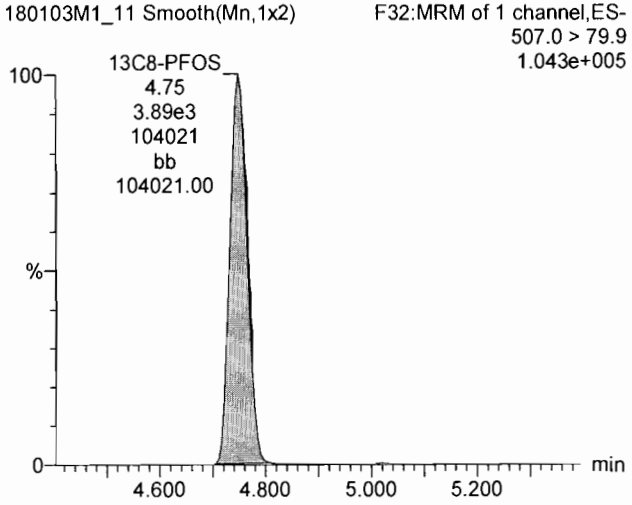

Vista Analytical Laboratory

Dataset: U:\Q4.PRO\results\180103M1\170103M1-11.qld

Last Altered: Thursday, January 04, 2018 10:51:12 Pacific Standard Time
Printed: Thursday, January 04, 2018 10:51:34 Pacific Standard Time

Name: 180103M1_11, Date: 03-Jan-2018, Time: 20:29:39, ID: ICV180103M1-1 PFC ICV 17L2813, Description: PFC ICV 17L2813

13C4-PFBA

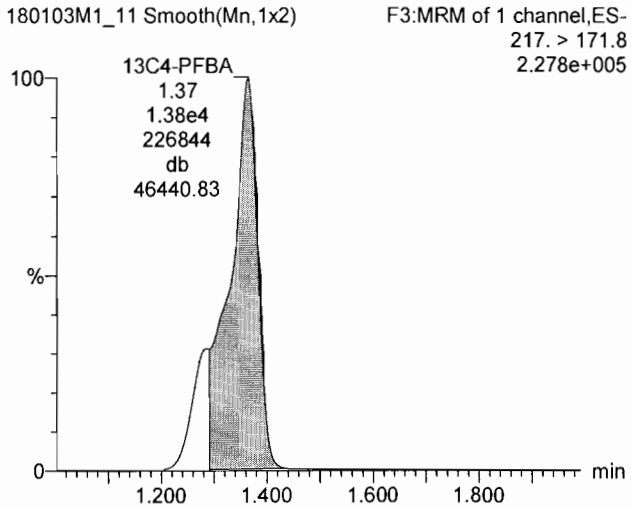

13C5-PFHxA

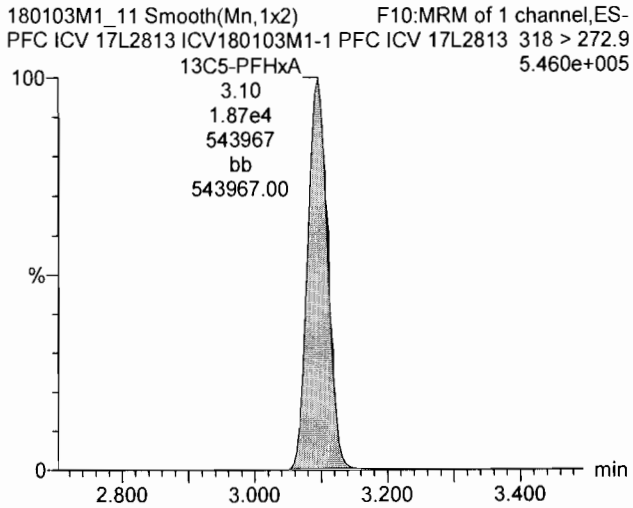

13C3-PFHxS

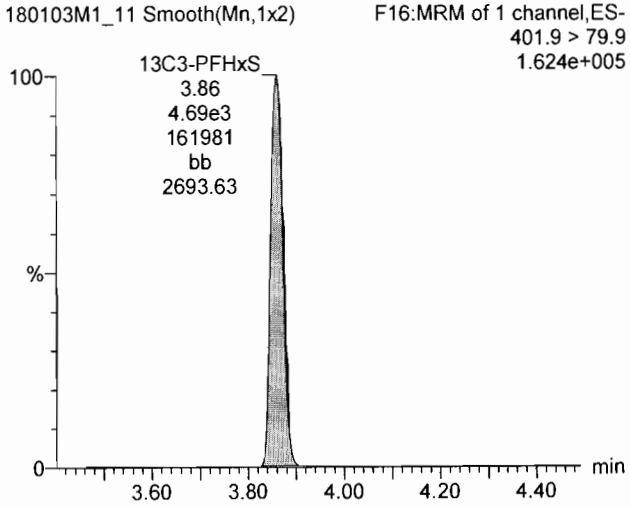

13C8-PFOA

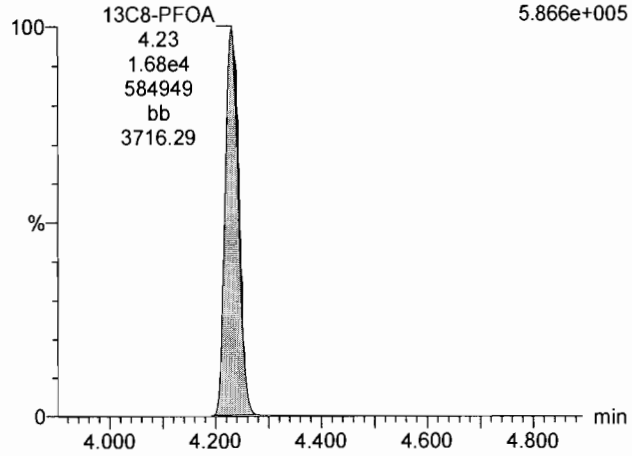

13C9-PFNA

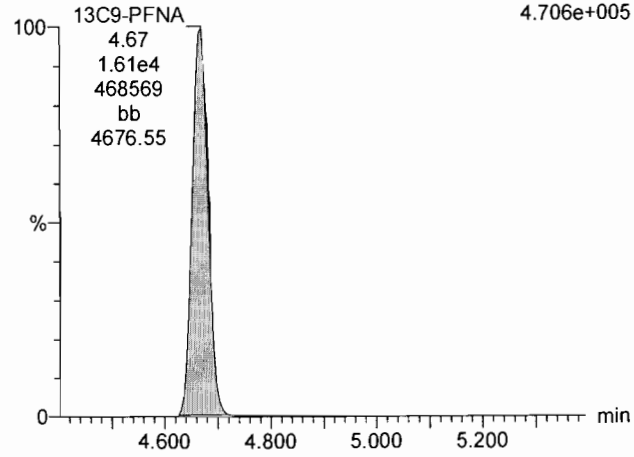

13C4-PFOS

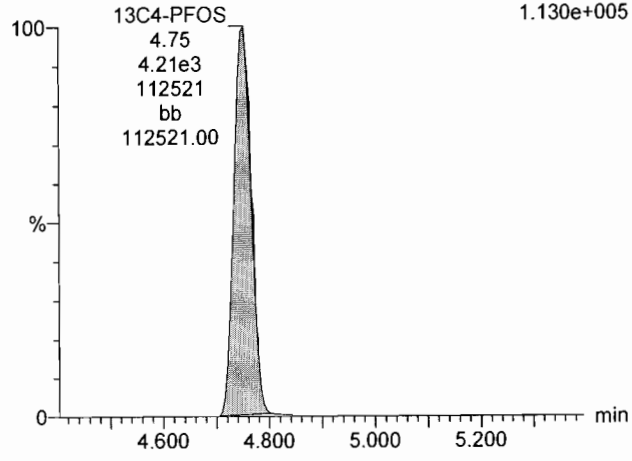

Vista Analytical Laboratory

Dataset: Untitled

Last Altered: Thursday, August 31, 2017 08:50:07 Pacific Daylight Time
Printed: Thursday, August 31, 2017 08:51:40 Pacific Daylight Time

Instrument Blank

Method: U:\Q4.PRO\MethDB\PFAS_FULL_8-30-17.mdb 30 Aug 2017 21:42:46
Calibration: 31 Aug 2017 08:50:07

Name: 170830M1_13, Date: 30-Aug-2017, Time: 18:54:45, ID: IPA, Description: IPA

PFBA
F1:MRM of 2 channels,ES-
213.0 > 168.8
1.491e+004

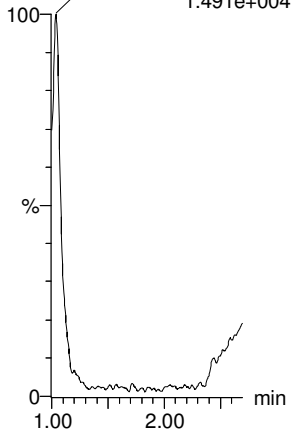

PFPeA
F4:MRM of 1 channel,ES-
263.1 > 218.9
3.793e+003

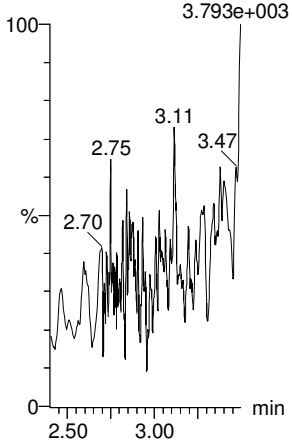

PFBS
F6:MRM of 2 channels,ES-
299 > 79.7
1.000e-003



F6:MRM of 2 channels,ES-
299 > 99
5.997e+002

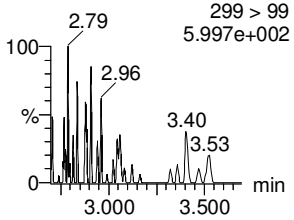

PFHxA
F8:MRM of 2 channels,ES-
313.2 > 268.9
1.041e+003

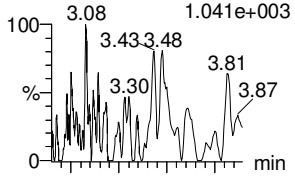

F8:MRM of 2 channels,ES-
313.2 > 119
1.000e-003

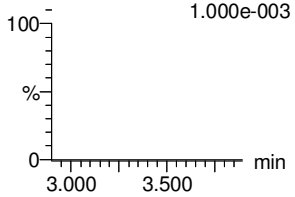

PFHpA
F14:MRM of 2 channels,ES-
363 > 318.9
3.087e+003

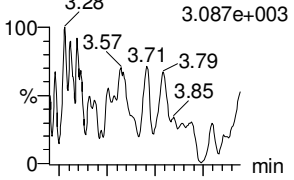

F14:MRM of 2 channels,ES-
363 > 169
1.000e-003

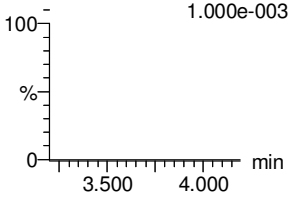

PFHxS
F16:MRM of 2 channels,ES-
398.9 > 79.6
1.000e-003



F16:MRM of 2 channels,ES-
398.9 > 99
1.000e-003

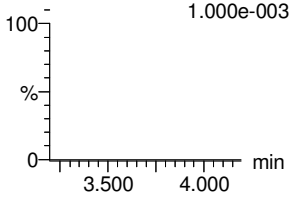

13C3-PFBA
F2:MRM of 1 channel,ES-
216.1 > 171.8
5.382e+002

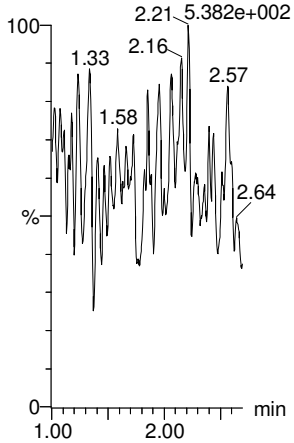

13C3-PFPeA
F5:MRM of 1 channel,ES-
266 > 221.8
7.273e+002

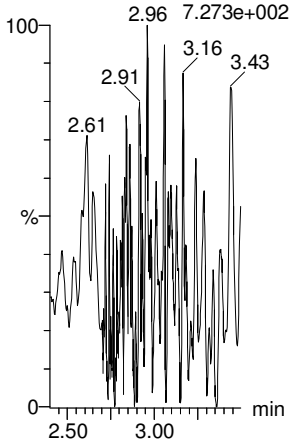

13C3-PFBS
F7:MRM of 1 channel,ES-
302 > 98.8
1.000e-003

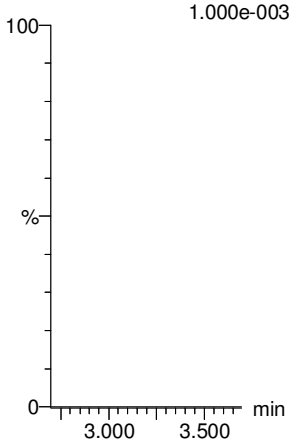

13C2-PFHxA
F9:MRM of 1 channel,ES-
315 > 269.8
1.000e-003

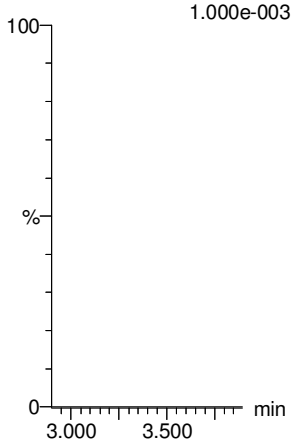

13C4-PFHpA
F15:MRM of 1 channel,ES-
367.2 > 321.8
1.000e-003

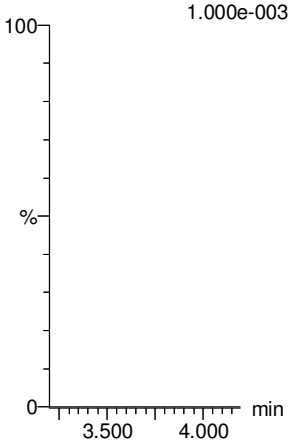

18O2-PFHxS
F18:MRM of 1 channel,ES-
403 > 102.6
1.000e-003

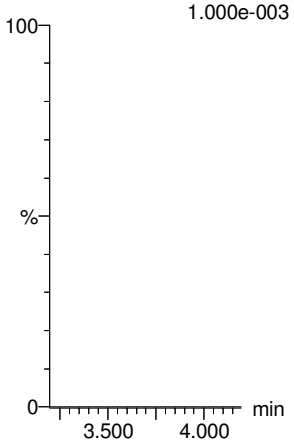

AC 8/31/17

Vista Analytical Laboratory

Dataset: Untitled

Last Altered: Thursday, August 31, 2017 08:50:07 Pacific Daylight Time
Printed: Thursday, August 31, 2017 08:51:40 Pacific Daylight Time

Name: 170830M1_13, Date: 30-Aug-2017, Time: 18:54:45, ID: IPA, Description: IPA

6:2 FTS

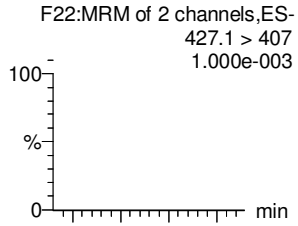

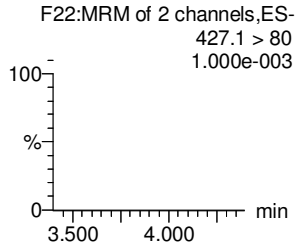

PFOA

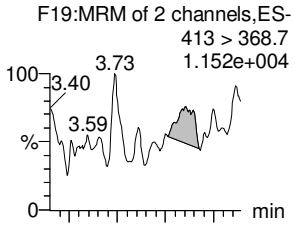

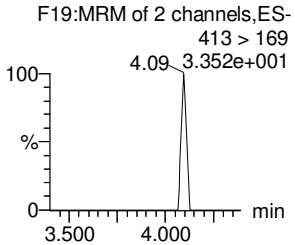

PFHpS

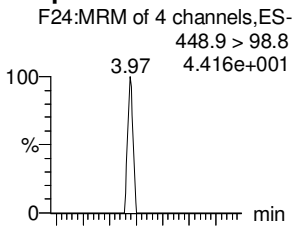



PFNA

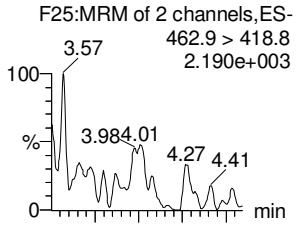

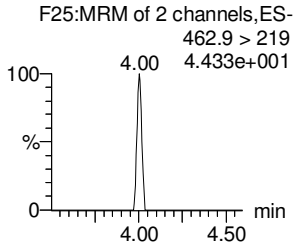

PFOSA

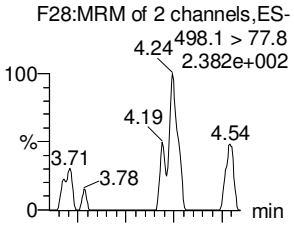

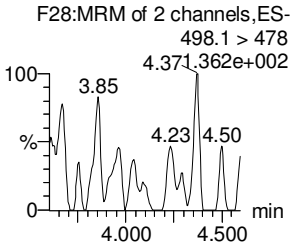

PFOS

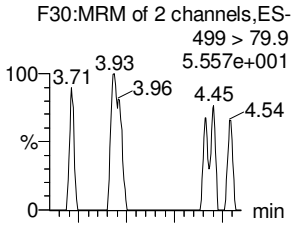

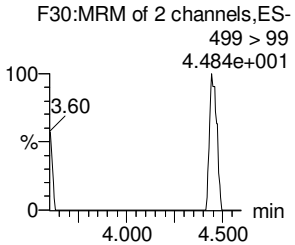

13C2-6:2 FTS

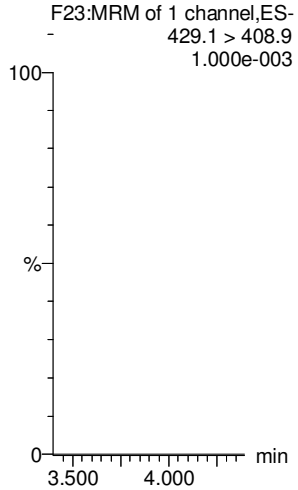

13C2-PFOA

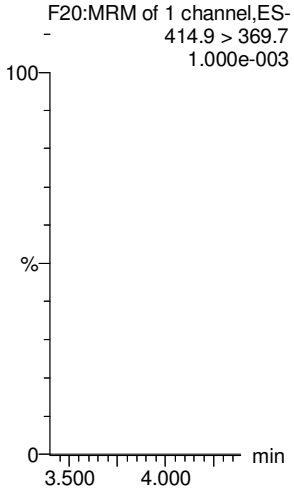

13C2-PFOA

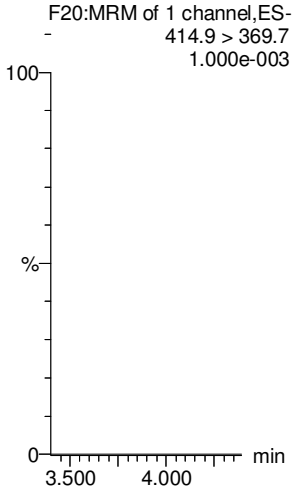

13C5-PFNA

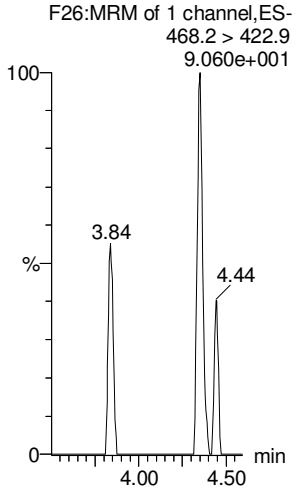

13C8-PFOSA

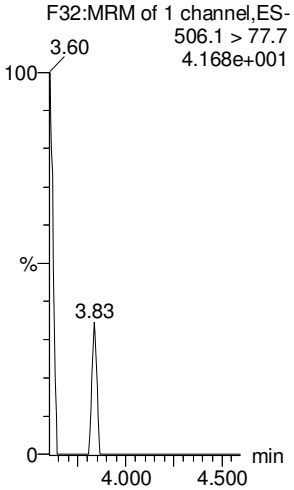

13C8-PFOS

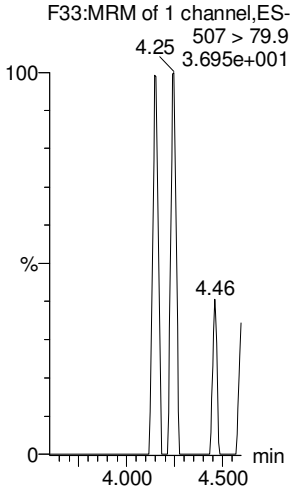

AC 8/31/17

Vista Analytical Laboratory

Dataset: Untitled

Last Altered: Thursday, August 31, 2017 08:50:07 Pacific Daylight Time
Printed: Thursday, August 31, 2017 08:51:40 Pacific Daylight Time

Name: 170830M1_13, Date: 30-Aug-2017, Time: 18:54:45, ID: IPA, Description: IPA

PFDA

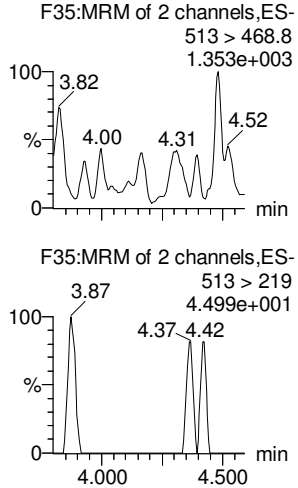

8:2 FTS

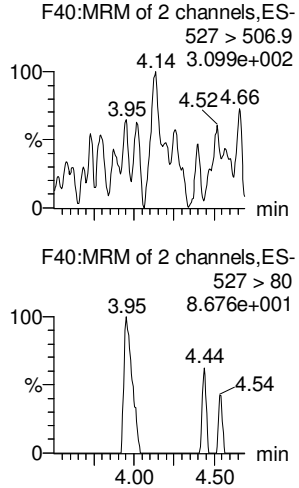

N-MeFOSAA

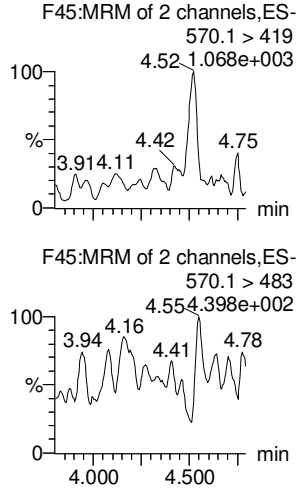

N-EtFOSAA

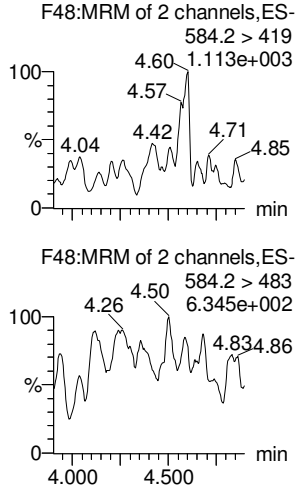

PFUnA

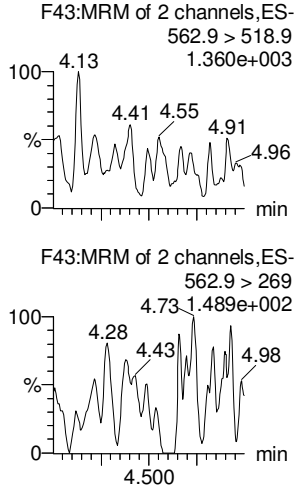

PFDS

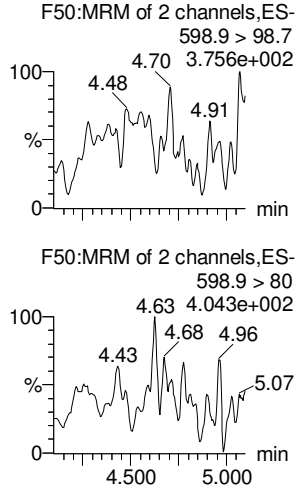

13C2-PFDA

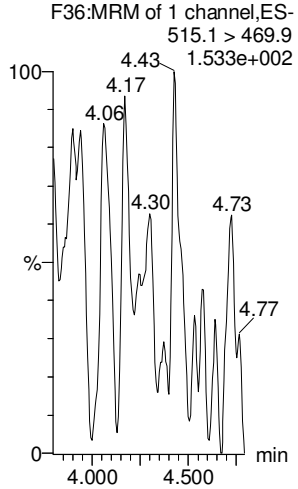

13C2-8:2 FTS

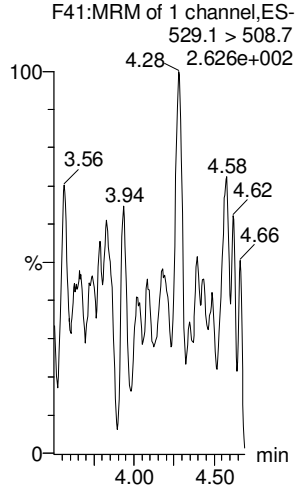

d3-N-MeFOSAA

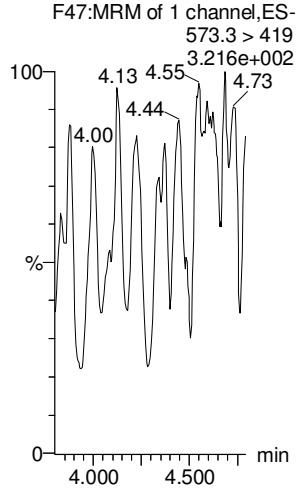

d5-N-EtFOSAA

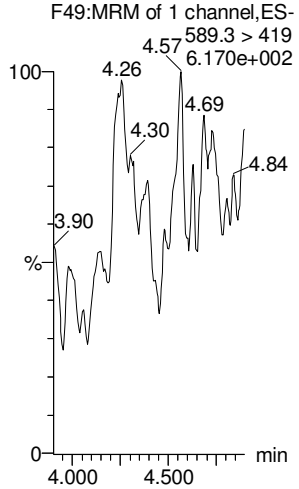

13C2-PFUnA

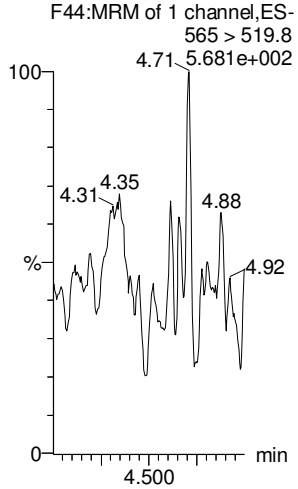

13C2-PFUnA

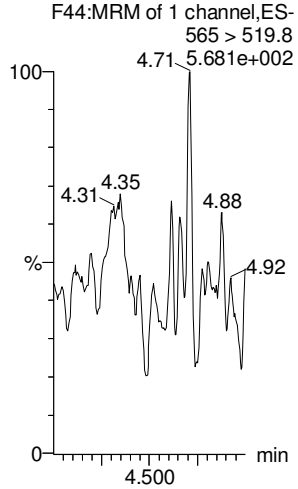

AC 8/31/17

Vista Analytical Laboratory

Dataset: Untitled

Last Altered: Thursday, August 31, 2017 08:50:07 Pacific Daylight Time
Printed: Thursday, August 31, 2017 08:51:40 Pacific Daylight Time

Name: 170830M1_13, Date: 30-Aug-2017, Time: 18:54:45, ID: IPA, Description: IPA

PFDoA

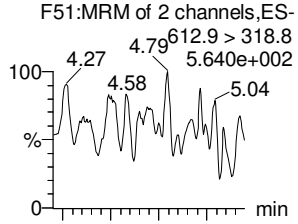

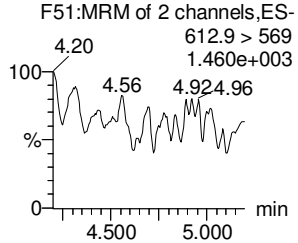

N-MeFOSA

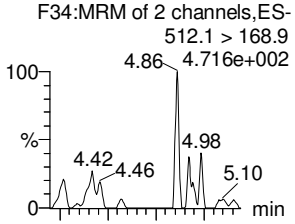

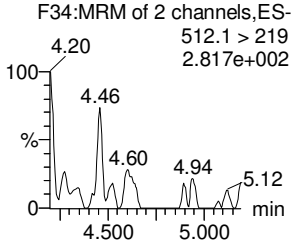

PFTrDA

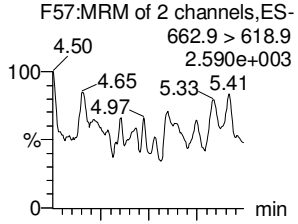

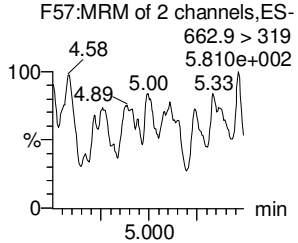

PFTeDA

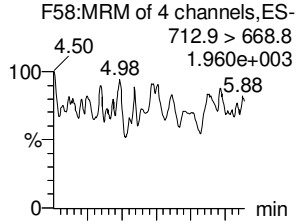

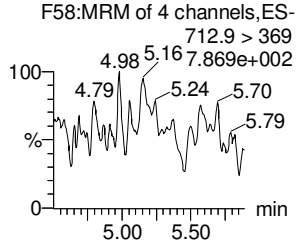

N-EtFOSA

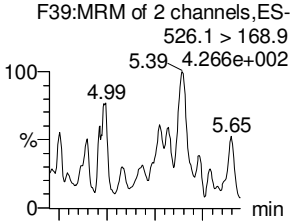

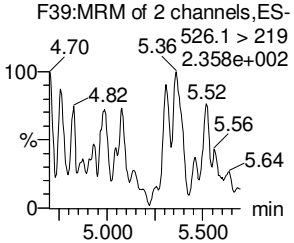

PFHxDA

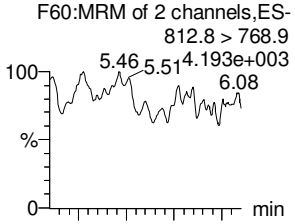

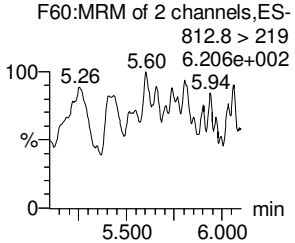

13C2-PFDoA

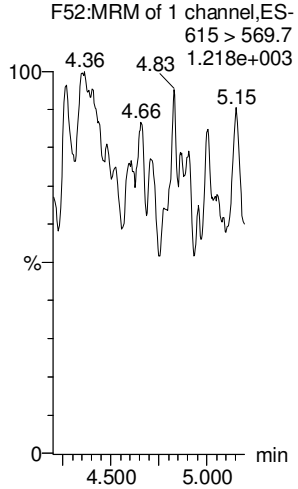

d3-N-MeFOSA

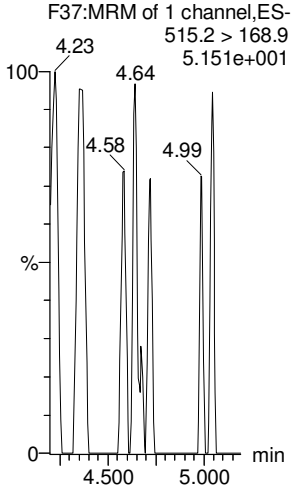

13C2-PFDoA

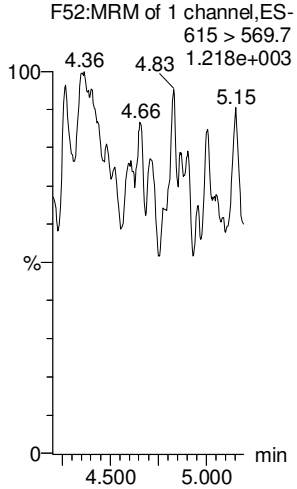

13C2-PFTeDA

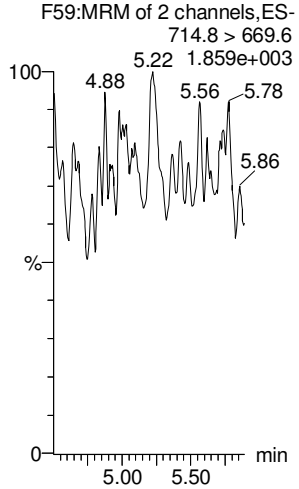

d5-N-ETFOSA

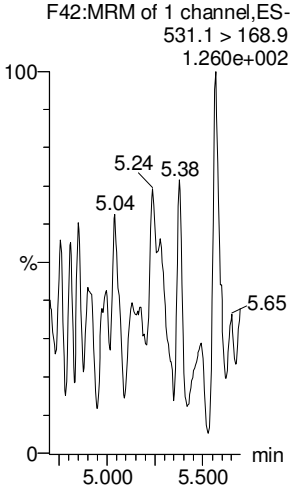

13C2-PFHxDA

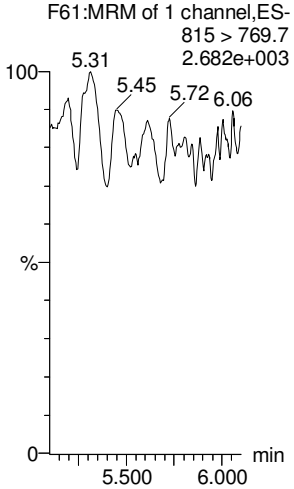

AC 8/31/17

Vista Analytical Laboratory

Dataset: Untitled

Last Altered: Thursday, August 31, 2017 08:50:07 Pacific Daylight Time
Printed: Thursday, August 31, 2017 08:51:40 Pacific Daylight Time

Name: 170830M1_13, Date: 30-Aug-2017, Time: 18:54:45, ID: IPA, Description: IPA

PFODA

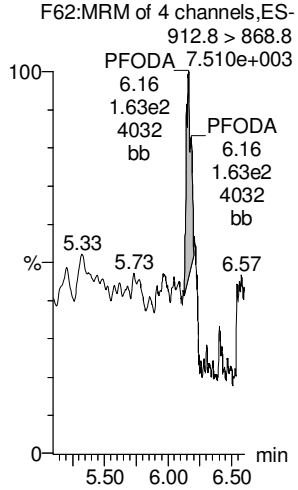

N-MeFOSE

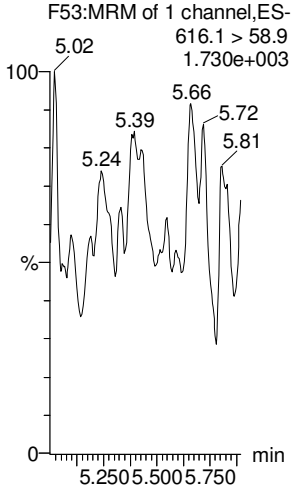

N-EtFOSE

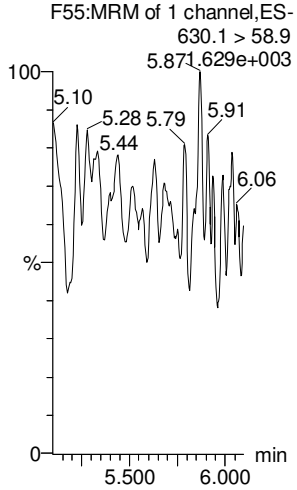

13C4-PFBA

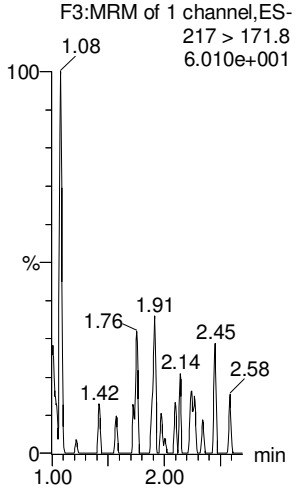

13C5-PFHxA

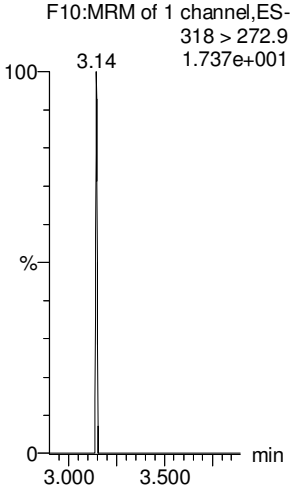

13C3-PFHxS

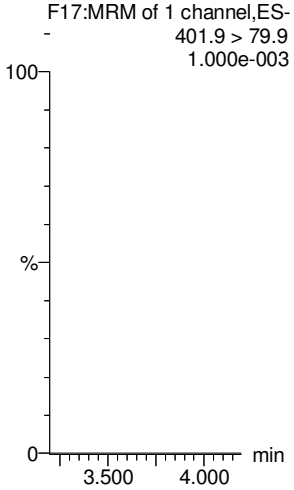

13C2-PFHxDA

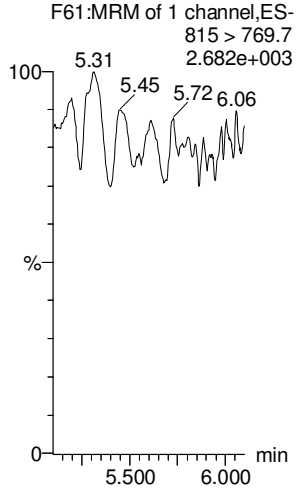

d7-N-MeFOSE

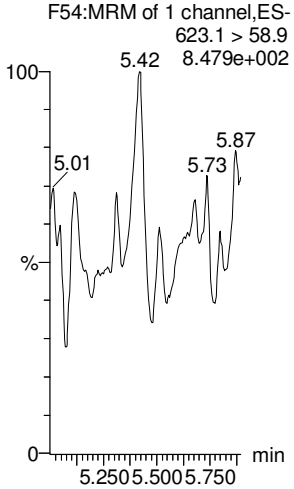

d9-N-EtFOSE

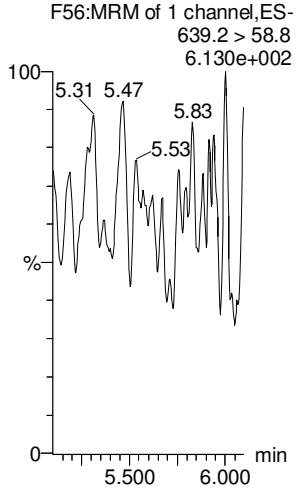

13C8-PFOA

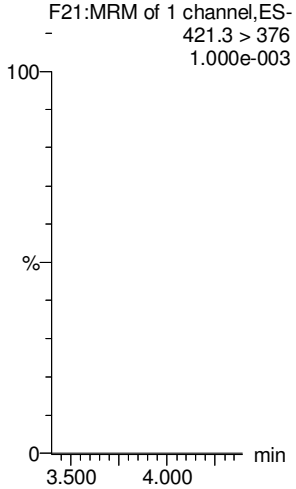

13C9-PFNA

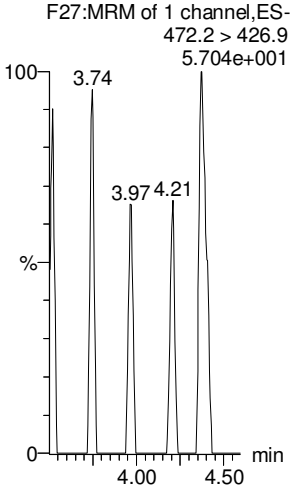

AC 8/31/17

Dataset: Untitled

Last Altered: Thursday, August 31, 2017 08:50:07 Pacific Daylight Time
Printed: Thursday, August 31, 2017 08:51:40 Pacific Daylight Time

Name: 170830M1_13, Date: 30-Aug-2017, Time: 18:54:45, ID: IPA, Description: IPA

13C4-PFOS

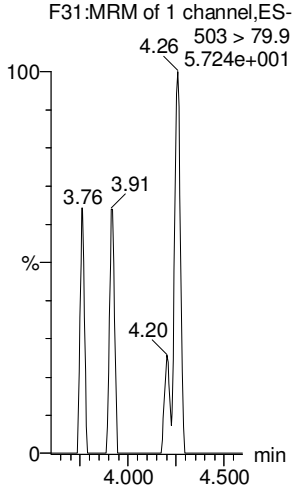

13C6-PFDA

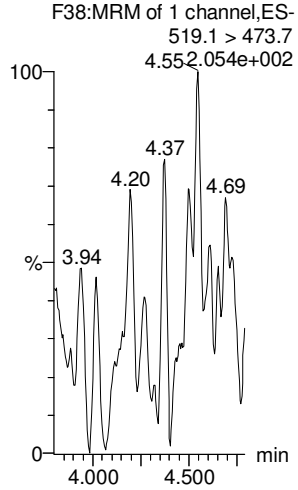

13C7-PFUnA

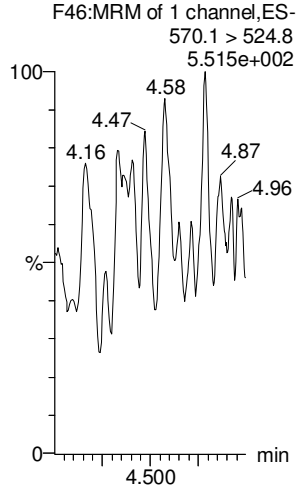

AC 8/31/17

Quantify Compound Summary Report **MassLynx MassLynx V4.1 SCN 945**
Vista Analytical Laboratory

Dataset: U:\G1.PRO\Results\2017\171205G3\171205G3-CRV.qld

Last Altered: Wednesday, December 06, 2017 10:07:59 Pacific Standard Time
Printed: Wednesday, December 06, 2017 10:14:35 Pacific Standard Time

Method: U:\G1.PRO\MethDB\PFAS_A_171206.mdb 06 Dec 2017 09:16:13
Calibration: U:\G1.PRO\CurveDB\C18_VAL-PFAS_Q1_12-05-17_L9.cdb 06 Dec 2017 10:07:59

MJT
12/6/17

✓JA. 12/06/2017

Compound name: PFBA
Correlation coefficient: r = 0.999079, r^2 = 0.998158
Calibration curve: 0.487 * x + 0.045635
Response type: Internal Std (Ref 11), Area * (IS Conc. / IS Area)
Curve type: Linear, Origin: Exclude, Weighting: 1/x, Axis trans: None

	#	Name	Type	Std. Conc	RT	Area	IS Area	Response	Conc.	%Dev	Conc. Flag	CoD	CoD Flag	x=excluded
1	1	171205G3_05	Standard	0.250	1.82	430.336	39470.371	0.136	0.2	-25.5	NO	0.998	NO	bb
2	2	171205G3_06	Standard	0.500	1.81	705.393	33314.609	0.265	0.4	-10.0	NO	0.998	NO	bb
3	3	171205G3_07	Standard	1.000	1.82	1661.834	36708.141	0.566	1.1	6.8	NO	0.998	NO	bb
4	4	171205G3_08	Standard	2.000	1.82	2709.447	30119.859	1.124	2.2	10.8	NO	0.998	NO	bb
5	5	171205G3_09	Standard	5.000	1.82	6613.858	31603.494	2.616	5.3	5.6	NO	0.998	NO	bb
6	6	171205G3_10	Standard	10.000	1.82	15424.746	37567.398	5.132	10.4	4.5	NO	0.998	NO	bb
7	7	171205G3_11	Standard	50.000	1.82	69153.617	32681.889	26.450	54.2	8.4	NO	0.998	NO	bb
8	8	171205G3_12	Standard	100.000	1.82	116957.570	29212.414	50.046	102.7	2.7	NO	0.998	NO	bb
9	9	171205G3_13	Standard	250.000	1.81	254456.141	26953.621	118.006	242.2	-3.1	NO	0.998	NO	MM

Compound name: PFPeA
Correlation coefficient: r = 0.997998, r^2 = 0.996000
Calibration curve: 1.01559 * x + 0.184232
Response type: Internal Std (Ref 13), Area * (IS Conc. / IS Area)
Curve type: Linear, Origin: Exclude, Weighting: 1/x, Axis trans: None

	#	Name	Type	Std. Conc	RT	Area	IS Area	Response	Conc.	%Dev	Conc. Flag	CoD	CoD Flag	x=excluded
1	1	171205G3_05	Standard	0.250	2.76	243.433	12364.170	0.246	0.1	-75.6	NO	0.996	NO	bbX
2	2	171205G3_06	Standard	0.500	2.76	531.608	11743.390	0.566	0.4	-24.8	NO	0.996	NO	bb
3	3	171205G3_07	Standard	1.000	2.76	1300.634	13441.125	1.210	1.0	1.0	NO	0.996	NO	bb
4	4	171205G3_08	Standard	2.000	2.76	2015.771	11534.569	2.184	2.0	-1.5	NO	0.996	NO	bd
5	5	171205G3_09	Standard	5.000	2.76	5647.004	12323.749	5.728	5.5	9.2	NO	0.996	NO	bd
6	6	171205G3_10	Standard	10.000	2.76	11782.140	13353.729	11.029	10.7	6.8	NO	0.996	NO	bd
7	7	171205G3_11	Standard	50.000	2.76	47543.023	10997.823	54.037	53.0	6.1	NO	0.996	NO	bb
8	8	171205G3_12	Standard	100.000	2.76	82793.359	9388.547	110.232	108.4	8.4	NO	0.996	NO	bb
9	9	171205G3_13	Standard	250.000	2.76	161806.375	8374.596	241.514	237.6	-5.0	NO	0.996	NO	bb

Vista Analytical Laboratory

Dataset: U:\G1.PRO\Results\2017\171205G3\171205G3-CRV.qld

Last Altered: Wednesday, December 06, 2017 09:56:08 Pacific Standard Time
Printed: Wednesday, December 06, 2017 10:01:27 Pacific Standard Time

MJT
12/6/17

Compound name: PFBS
Correlation coefficient: r = 0.999855, r^2 = 0.999709
Calibration curve: 1.70117 * x + -0.004824
Response type: Internal Std (Ref 12), Area * (IS Conc. / IS Area)
Curve type: Linear, Origin: Exclude, Weighting: 1/x, Axis trans: None

	#	Name	Type	Std. Conc	RT	Area	IS Area	Response	Conc.	%Dev	Conc. Flag	CoD	CoD Flag	x=excluded
1	1	171205G3_05	Standard	0.250	3.02	234.877	6351.150	0.462	0.3	9.8	NO	1.000	NO	bb
2	2	171205G3_06	Standard	0.500	3.02	414.235	6708.240	0.772	0.5	-8.7	NO	1.000	NO	bb
3	3	171205G3_07	Standard	1.000	3.02	910.830	6585.807	1.729	1.0	1.9	NO	1.000	NO	bb
4	4	171205G3_08	Standard	2.000	3.02	1632.361	5769.406	3.537	2.1	4.1	NO	1.000	NO	bb
5	5	171205G3_09	Standard	5.000	3.02	3892.641	6000.821	8.109	4.8	-4.6	NO	1.000	NO	bd
6	6	171205G3_10	Standard	10.000	3.02	8466.397	6272.457	16.872	9.9	-0.8	NO	1.000	NO	bd
7	7	171205G3_11	Standard	50.000	3.02	35799.410	5458.878	81.975	48.2	-3.6	NO	1.000	NO	bb
8	8	171205G3_12	Standard	100.000	3.02	62992.719	4547.583	173.149	101.8	1.8	NO	1.000	NO	bb
9	9	171205G3_13	Standard	250.000	3.02	131620.219	3864.658	425.718	250.3	0.1	NO	1.000	NO	MM

Compound name: PFHxA
Correlation coefficient: r = 0.999189, r^2 = 0.998379
Calibration curve: 0.588165 * x + 0.0792113
Response type: Internal Std (Ref 14), Area * (IS Conc. / IS Area)
Curve type: Linear, Origin: Exclude, Weighting: 1/x, Axis trans: None

	#	Name	Type	Std. Conc	RT	Area	IS Area	Response	Conc.	%Dev	Conc. Flag	CoD	CoD Flag	x=excluded
1	1	171205G3_05	Standard	0.250	3.39	556.869	12346.170	0.226	0.2	-0.5	NO	0.998	NO	bb
2	2	171205G3_06	Standard	0.500	3.39	754.329	11886.677	0.317	0.4	-19.0	NO	0.998	NO	bb
3	3	171205G3_07	Standard	1.000	3.39	1883.275	12657.621	0.744	1.1	13.0	NO	0.998	NO	bd
4	4	171205G3_08	Standard	2.000	3.39	2603.681	10947.334	1.189	1.9	-5.6	NO	0.998	NO	bb
5	5	171205G3_09	Standard	5.000	3.39	7001.137	11494.695	3.045	5.0	0.9	NO	0.998	NO	bb
6	6	171205G3_10	Standard	10.000	3.39	15644.807	12710.956	6.154	10.3	3.3	NO	0.998	NO	bd
7	7	171205G3_11	Standard	50.000	3.39	63264.703	9936.725	31.834	54.0	8.0	NO	0.998	NO	bb
8	8	171205G3_12	Standard	100.000	3.39	114737.203	9465.171	60.610	102.9	2.9	NO	0.998	NO	bb
9	9	171205G3_13	Standard	250.000	3.39	209692.344	7337.673	142.887	242.8	-2.9	NO	0.998	NO	MM

Dataset: U:\G1.PRO\Results\2017\171205G3\171205G3-CRV.qld

Last Altered: Wednesday, December 06, 2017 09:56:08 Pacific Standard Time
Printed: Wednesday, December 06, 2017 10:01:27 Pacific Standard Time

Compound name: PFHpA
Coefficient of Determination: R^2 = 0.998067
Calibration curve: -0.00238402 * x^2 + 2.46274 * x + -0.133573
Response type: Internal Std (Ref 15), Area * (IS Conc. / IS Area)
Curve type: 2nd Order, Origin: Exclude, Weighting: 1/x, Axis trans: None

	#	Name	Type	Std. Conc	RT	Area	IS Area	Response	Conc.	%Dev	Conc. Flag	CoD	CoD Flag	x=excluded
1	1	171205G3_05	Standard	0.250	3.92	630.765	13107.958	0.602	0.3	19.4	NO	0.998	NO	bb
2	2	171205G3_06	Standard	0.500	3.92	1203.294	13713.967	1.097	0.5	-0.0	NO	0.998	NO	bb
3	3	171205G3_07	Standard	1.000	3.92	2638.742	13957.299	2.363	1.0	1.5	NO	0.998	NO	bb
4	4	171205G3_08	Standard	2.000	3.92	4436.313	12116.479	4.577	1.9	-4.2	NO	0.998	NO	bb
5	5	171205G3_09	Standard	5.000	3.92	10947.942	12572.183	10.885	4.5	-10.1	NO	0.998	NO	bb
6	6	171205G3_10	Standard	10.000	3.92	25030.396	13746.218	22.761	9.4	-6.2	NO	0.998	NO	bb
7	7	171205G3_11	Standard	50.000	3.92	99393.023	11245.579	110.480	47.1	-5.9	NO	0.998	NO	bb
8	8	171205G3_12	Standard	100.000	3.92	176334.453	9357.939	235.541	106.7	6.7	NO	0.998	NO	bb
9	9	171205G3_13	Standard	250.000	3.92	286267.781	7734.413	462.653	247.0	-1.2	NO	0.998	NO	bb

Compound name: PFHxS
Correlation coefficient: r = 0.996843, r^2 = 0.993697
Calibration curve: 1.62347 * x + 0.135991
Response type: Internal Std (Ref 16), Area * (IS Conc. / IS Area)
Curve type: Linear, Origin: Exclude, Weighting: 1/x, Axis trans: None

	#	Name	Type	Std. Conc	RT	Area	IS Area	Response	Conc.	%Dev	Conc. Flag	CoD	CoD Flag	x=excluded
1	1	171205G3_05	Standard	0.250	4.04	258.655	6679.344	0.484	0.2	-14.2	NO	0.994	NO	MM
2	2	171205G3_06	Standard	0.500	4.04	398.920	6443.094	0.774	0.4	-21.4	NO	0.994	NO	MM
3	3	171205G3_07	Standard	1.000	4.04	1117.823	7023.744	1.989	1.1	14.2	NO	0.994	NO	MM
4	4	171205G3_08	Standard	2.000	4.04	1716.163	5961.783	3.598	2.1	6.6	NO	0.994	NO	MM
5	5	171205G3_09	Standard	5.000	4.04	4025.656	5762.324	8.733	5.3	5.9	NO	0.994	NO	MM
6	6	171205G3_10	Standard	10.000	4.04	9291.185	7074.722	16.416	10.0	0.3	NO	0.994	NO	MM
7	7	171205G3_11	Standard	50.000	4.04	38986.449	5918.307	82.343	50.6	1.3	NO	0.994	NO	MM
8	8	171205G3_12	Standard	100.000	4.04	74557.539	5073.517	183.693	113.1	13.1	NO	0.994	NO	MM
9	9	171205G3_13	Standard	250.000	4.04	144720.688	4722.972	383.023	235.8	-5.7	NO	0.994	NO	MM

Vista Analytical Laboratory

Dataset: U:\G1.PRO\Results\2017\171205G3\171205G3-CRV.qld

Last Altered: Wednesday, December 06, 2017 09:56:08 Pacific Standard Time
Printed: Wednesday, December 06, 2017 10:01:27 Pacific Standard Time

Compound name: PFOA
Coefficient of Determination: R^2 = 0.997706
Calibration curve: -0.00101519 * x^2 + 0.888162 * x + 0.216913
Response type: Internal Std (Ref 17), Area * (IS Conc. / IS Area)
Curve type: 2nd Order, Origin: Exclude, Weighting: 1/x, Axis trans: None

	#	Name	Type	Std. Conc	RT	Area	IS Area	Response	Conc.	%Dev	Conc. Flag	CoD	CoD Flag	x=excluded
1	1	171205G3_05	Standard	0.250	4.34	1091.452	28224.467	0.483	0.3	20.0	NO	0.998	NO	bb
2	2	171205G3_06	Standard	0.500	4.34	1598.639	27826.951	0.718	0.6	12.9	NO	0.998	NO	bd
3	3	171205G3_07	Standard	1.000	4.34	2799.461	34498.816	1.014	0.9	-10.1	NO	0.998	NO	bb
4	4	171205G3_08	Standard	2.000	4.34	3519.853	24605.986	1.788	1.8	-11.4	NO	0.998	NO	bb
5	5	171205G3_09	Standard	5.000	4.33	9761.729	27035.955	4.513	4.9	-2.7	NO	0.998	NO	bb
6	6	171205G3_10	Standard	10.000	4.33	20984.164	31742.049	8.264	9.2	-8.4	NO	0.998	NO	bb
7	7	171205G3_11	Standard	50.000	4.34	87263.617	27514.580	39.644	46.9	-6.2	NO	0.998	NO	bb
8	8	171205G3_12	Standard	100.000	4.34	181831.469	27116.990	83.818	107.3	7.3	NO	0.998	NO	bd
9	9	171205G3_13	Standard	250.000	4.34	303586.719	24116.330	157.355	246.2	-1.5	NO	0.998	NO	bb

Compound name: PFNA
Coefficient of Determination: R^2 = 0.999849
Calibration curve: -0.00339876 * x^2 + 2.96394 * x + -0.50206
Response type: Internal Std (Ref 18), Area * (IS Conc. / IS Area)
Curve type: 2nd Order, Origin: Exclude, Weighting: 1/x, Axis trans: None

	#	Name	Type	Std. Conc	RT	Area	IS Area	Response	Conc.	%Dev	Conc. Flag	CoD	CoD Flag	x=excluded
1	1	171205G3_05	Standard	0.250	4.68	405.018	6131.070	0.826	0.4	79.3	NO	1.000	NO	bbX
2	2	171205G3_06	Standard	0.500	4.68	496.369	6249.032	0.993	0.5	0.9	NO	1.000	NO	bb
3	3	171205G3_07	Standard	1.000	4.68	1509.025	7219.080	2.613	1.1	5.2	NO	1.000	NO	bb
4	4	171205G3_08	Standard	2.000	4.68	2379.825	6207.810	4.792	1.8	-10.5	NO	1.000	NO	bb
5	5	171205G3_09	Standard	5.000	4.68	6260.844	5308.482	14.743	5.2	3.5	NO	1.000	NO	bd
6	6	171205G3_10	Standard	10.000	4.68	13097.358	5644.792	29.003	10.1	0.7	NO	1.000	NO	bb
7	7	171205G3_11	Standard	50.000	4.68	62037.238	5526.112	140.327	50.4	0.9	NO	1.000	NO	bd
8	8	171205G3_12	Standard	100.000	4.68	150889.156	7254.762	259.983	99.2	-0.8	NO	1.000	NO	bb
9	9	171205G3_13	Standard	250.000	4.68	340900.500	8061.559	528.590	250.4	0.2	NO	1.000	NO	bb

Dataset: U:\G1.PRO\Results\2017\171205G3\171205G3-CRV.qld

Last Altered: Wednesday, December 06, 2017 09:56:08 Pacific Standard Time
Printed: Wednesday, December 06, 2017 10:01:27 Pacific Standard Time

Compound name: PFOS
Coefficient of Determination: R^2 = 0.993800
Calibration curve: -0.000971525 * x^2 + 1.15187 * x + -0.079485
Response type: Internal Std (Ref 20), Area * (IS Conc. / IS Area)
Curve type: 2nd Order, Origin: Include, Weighting: 1/x, Axis trans: None

	#	Name	Type	Std. Conc	RT	Area	IS Area	Response	Conc.	%Dev	Conc. Flag	CoD	CoD Flag	x=excluded
1	1	171205G3_05	Standard	0.250	4.75	129.965	5649.094	0.288	0.3	27.5	NO	0.994	NO	MM
2	2	171205G3_06	Standard	0.500	4.73	246.421	5965.108	0.516	0.5	3.5	NO	0.994	NO	MM
3	3	171205G3_07	Standard	1.000	4.74	326.353	4587.401	0.889	0.8	-15.8	NO	0.994	NO	MM
4	4	171205G3_08	Standard	2.000	4.74	810.979	5316.725	1.907	1.7	-13.7	NO	0.994	NO	MM!
5	5	171205G3_09	Standard	5.000	4.74	1786.406	5218.209	4.279	3.8	-24.1	NO	0.994	NO	MM
6	6	171205G3_10	Standard	10.000	4.74	3683.685	4800.583	9.592	8.5	-15.4	NO	0.994	NO	MM
7	7	171205G3_11	Standard	50.000	4.74	20939.666	4132.475	63.339	57.9	15.8	NO	0.994	NO	MM
8	8	171205G3_12	Standard	100.000	4.74	65633.602	8196.768	100.091	94.5	-5.5	NO	0.994	NO	MM
9	9	171205G3_13	Standard	250.000	4.75	183746.188	10085.447	227.737	250.9	0.3	NO	0.994	NO	MM

Compound name: 13C3-PFBA
Response Factor: 1.71685
RRF SD: 0.0423655, Relative SD: 2.46763
Response type: Internal Std (Ref 21), Area * (IS Conc. / IS Area)
Curve type: RF

	#	Name	Type	Std. Conc	RT	Area	IS Area	Response	Conc.	%Dev	Conc. Flag	CoD	CoD Flag	x=excluded
1	1	171205G3_05	Standard	12.500	1.82	39470.371	23092.969	21.365	12.4	-0.4	NO		NO	bb
2	2	171205G3_06	Standard	12.500	1.81	33314.609	19849.467	20.980	12.2	-2.2	NO		NO	bb
3	3	171205G3_07	Standard	12.500	1.82	36708.141	21360.631	21.481	12.5	0.1	NO		NO	bb
4	4	171205G3_08	Standard	12.500	1.82	30119.859	18488.238	20.364	11.9	-5.1	NO		NO	bb
5	5	171205G3_09	Standard	12.500	1.82	31603.494	18404.584	21.464	12.5	0.0	NO		NO	bb
6	6	171205G3_10	Standard	12.500	1.82	37567.398	21744.031	21.596	12.6	0.6	NO		NO	bb
7	7	171205G3_11	Standard	12.500	1.82	32681.889	18565.729	22.004	12.8	2.5	NO		NO	bb
8	8	171205G3_12	Standard	12.500	1.81	29212.414	16571.377	22.035	12.8	2.7	NO		NO	bb
9	9	171205G3_13	Standard	12.500	1.81	26953.621	15415.533	21.856	12.7	1.8	NO		NO	MM

Dataset: U:\G1.PRO\Results\2017\171205G3\171205G3-CRV.qld

Last Altered: Wednesday, December 06, 2017 09:56:08 Pacific Standard Time
Printed: Wednesday, December 06, 2017 10:01:27 Pacific Standard Time

Compound name: 13C3-PFBS
Response Factor: 0.223628
RRF SD: 0.0135503, Relative SD: 6.05933
Response type: Internal Std (Ref 22), Area * (IS Conc. / IS Area)
Curve type: RF

	#	Name	Type	Std. Conc	RT	Area	IS Area	Response	Conc.	%Dev	Conc. Flag	CoD	CoD Flag	x=excluded
1	1	171205G3_05	Standard	12.500	3.02	6351.150	30484.922	2.604	11.6	-6.8	NO		NO	bb
2	2	171205G3_06	Standard	12.500	3.02	6708.240	26468.717	3.168	14.2	13.3	NO		NO	bb
3	3	171205G3_07	Standard	12.500	3.02	6585.807	30412.039	2.707	12.1	-3.2	NO		NO	bb
4	4	171205G3_08	Standard	12.500	3.02	5769.406	25039.660	2.880	12.9	3.0	NO		NO	bb
5	5	171205G3_09	Standard	12.500	3.02	6000.821	27457.020	2.732	12.2	-2.3	NO		NO	bb
6	6	171205G3_10	Standard	12.500	3.02	6272.457	29270.375	2.679	12.0	-4.2	NO		NO	bb
7	7	171205G3_11	Standard	12.500	3.02	5458.878	23736.459	2.875	12.9	2.8	NO		NO	bb
8	8	171205G3_12	Standard	12.500	3.02	4547.583	21220.953	2.679	12.0	-4.2	NO		NO	bb
9	9	171205G3_13	Standard	12.500	3.01	3864.658	17041.037	2.835	12.7	1.4	NO		NO	MM

Compound name: 13C3-PFPeA
Response Factor: 0.450457
RRF SD: 0.0228617, Relative SD: 5.07522
Response type: Internal Std (Ref 22), Area * (IS Conc. / IS Area)
Curve type: RF

	#	Name	Type	Std. Conc	RT	Area	IS Area	Response	Conc.	%Dev	Conc. Flag	CoD	CoD Flag	x=excluded
1	1	171205G3_05	Standard	12.500	2.76	12364.170	30484.922	5.070	11.3	-10.0	NO		NO	bb
2	2	171205G3_06	Standard	12.500	2.76	11743.390	26468.717	5.546	12.3	-1.5	NO		NO	bd
3	3	171205G3_07	Standard	12.500	2.76	13441.125	30412.039	5.525	12.3	-1.9	NO		NO	bb
4	4	171205G3_08	Standard	12.500	2.76	11534.569	25039.660	5.758	12.8	2.3	NO		NO	bb
5	5	171205G3_09	Standard	12.500	2.76	12323.749	27457.020	5.610	12.5	-0.4	NO		NO	bd
6	6	171205G3_10	Standard	12.500	2.76	13353.729	29270.375	5.703	12.7	1.3	NO		NO	bb
7	7	171205G3_11	Standard	12.500	2.76	10997.823	23736.459	5.792	12.9	2.9	NO		NO	bb
8	8	171205G3_12	Standard	12.500	2.76	9388.547	21220.953	5.530	12.3	-1.8	NO		NO	bb
9	9	171205G3_13	Standard	12.500	2.76	8374.596	17041.037	6.143	13.6	9.1	NO		NO	bd

Dataset: U:\G1.PRO\Results\2017\171205G3\171205G3-CRV.qld

Last Altered: Wednesday, December 06, 2017 09:56:08 Pacific Standard Time
Printed: Wednesday, December 06, 2017 10:01:27 Pacific Standard Time

Compound name: 13C2-PFHxA
Response Factor: 1.07101
RRF SD: 0.0368966, Relative SD: 3.44503
Response type: Internal Std (Ref 22), Area * (IS Conc. / IS Area)
Curve type: RF

	#	Name	Type	Std. Conc	RT	Area	IS Area	Response	Conc.	%Dev	Conc. Flag	CoD	CoD Flag	x=excluded
1	1	171205G3_05	Standard	5.000	3.39	12346.170	30484.922	5.062	4.7	-5.5	NO		NO	bd
2	2	171205G3_06	Standard	5.000	3.38	11886.677	26468.717	5.614	5.2	4.8	NO		NO	bb
3	3	171205G3_07	Standard	5.000	3.39	12657.621	30412.039	5.203	4.9	-2.8	NO		NO	bd
4	4	171205G3_08	Standard	5.000	3.39	10947.334	25039.660	5.465	5.1	2.1	NO		NO	bd
5	5	171205G3_09	Standard	5.000	3.39	11494.695	27457.020	5.233	4.9	-2.3	NO		NO	bb
6	6	171205G3_10	Standard	5.000	3.39	12710.956	29270.375	5.428	5.1	1.4	NO		NO	bb
7	7	171205G3_11	Standard	5.000	3.39	9936.725	23736.459	5.233	4.9	-2.3	NO		NO	bd
8	8	171205G3_12	Standard	5.000	3.39	9465.171	21220.953	5.575	5.2	4.1	NO		NO	bb
9	9	171205G3_13	Standard	5.000	3.39	7337.673	17041.037	5.382	5.0	0.5	NO		NO	MM

Compound name: 13C4-PFHpA
Response Factor: 0.465229
RRF SD: 0.0257174, Relative SD: 5.5279
Response type: Internal Std (Ref 22), Area * (IS Conc. / IS Area)
Curve type: RF

	#	Name	Type	Std. Conc	RT	Area	IS Area	Response	Conc.	%Dev	Conc. Flag	CoD	CoD Flag	x=excluded
1	1	171205G3_05	Standard	12.500	3.92	13107.958	30484.922	5.375	11.6	-7.6	NO		NO	bb
2	2	171205G3_06	Standard	12.500	3.92	13713.967	26468.717	6.476	13.9	11.4	NO		NO	bb
3	3	171205G3_07	Standard	12.500	3.92	13957.299	30412.039	5.737	12.3	-1.4	NO		NO	bd
4	4	171205G3_08	Standard	12.500	3.92	12116.479	25039.660	6.049	13.0	4.0	NO		NO	bb
5	5	171205G3_09	Standard	12.500	3.92	12572.183	27457.020	5.724	12.3	-1.6	NO		NO	bb
6	6	171205G3_10	Standard	12.500	3.92	13746.218	29270.375	5.870	12.6	0.9	NO		NO	bb
7	7	171205G3_11	Standard	12.500	3.92	11245.579	23736.459	5.922	12.7	1.8	NO		NO	bb
8	8	171205G3_12	Standard	12.500	3.92	9357.939	21220.953	5.512	11.8	-5.2	NO		NO	bd
9	9	171205G3_13	Standard	12.500	3.92	7734.413	17041.037	5.673	12.2	-2.4	NO		NO	bb

Dataset: U:\G1.PRO\Results\2017\171205G3\171205G3-CRV.qld

Last Altered: Wednesday, December 06, 2017 09:56:08 Pacific Standard Time
Printed: Wednesday, December 06, 2017 10:01:27 Pacific Standard Time

Compound name: 18O2-PFHxS
Response Factor: 0.482479
RRF SD: 0.0205167, Relative SD: 4.25234
Response type: Internal Std (Ref 23), Area * (IS Conc. / IS Area)
Curve type: RF

	#	Name	Type	Std. Conc	RT	Area	IS Area	Response	Conc.	%Dev	Conc. Flag	CoD	CoD Flag	x=excluded
1	1	171205G3_05	Standard	12.500	4.04	6679.344	13123.684	6.362	13.2	5.5	NO		NO	bb
2	2	171205G3_06	Standard	12.500	4.03	6443.094	12832.793	6.276	13.0	4.1	NO		NO	bb
3	3	171205G3_07	Standard	12.500	4.04	7023.744	15435.518	5.688	11.8	-5.7	NO		NO	bb
4	4	171205G3_08	Standard	12.500	4.04	5961.783	12438.331	5.991	12.4	-0.7	NO		NO	bd
5	5	171205G3_09	Standard	12.500	4.04	5762.324	12396.141	5.811	12.0	-3.7	NO		NO	bd
6	6	171205G3_10	Standard	12.500	4.04	7074.722	14438.178	6.125	12.7	1.6	NO		NO	bd
7	7	171205G3_11	Standard	12.500	4.04	5918.307	11797.522	6.271	13.0	4.0	NO		NO	bb
8	8	171205G3_12	Standard	12.500	4.04	5073.517	11158.677	5.683	11.8	-5.8	NO		NO	bb
9	9	171205G3_13	Standard	12.500	4.04	4722.972	9722.967	6.072	12.6	0.7	NO		NO	bd

Compound name: 13C2-PFOA
Response Factor: 4.96602
RRF SD: 0.236846, Relative SD: 4.76933
Response type: Internal Std (Ref 24), Area * (IS Conc. / IS Area)
Curve type: RF

	#	Name	Type	Std. Conc	RT	Area	IS Area	Response	Conc.	%Dev	Conc. Flag	CoD	CoD Flag	x=excluded
1	1	171205G3_05	Standard	12.500	4.33	28224.467	5413.943	65.166	13.1	5.0	NO		NO	bb
2	2	171205G3_06	Standard	12.500	4.33	27826.951	5871.962	59.237	11.9	-4.6	NO		NO	bd
3	3	171205G3_07	Standard	12.500	4.34	34498.816	6964.428	61.920	12.5	-0.3	NO		NO	bd
4	4	171205G3_08	Standard	12.500	4.34	24605.986	4847.775	63.447	12.8	2.2	NO		NO	bd
5	5	171205G3_09	Standard	12.500	4.33	27035.955	5201.311	64.974	13.1	4.7	NO		NO	bd
6	6	171205G3_10	Standard	12.500	4.33	31742.049	7036.049	56.392	11.4	-9.2	NO		NO	bb
7	7	171205G3_11	Standard	12.500	4.34	27514.580	5727.856	60.046	12.1	-3.3	NO		NO	bb
8	8	171205G3_12	Standard	12.500	4.34	27116.990	5291.983	64.052	12.9	3.2	NO		NO	bb
9	9	171205G3_13	Standard	12.500	4.34	24116.330	4751.473	63.444	12.8	2.2	NO		NO	bb

Quantify Compound Summary Report **MassLynx MassLynx V4.1 SCN 945**
Vista Analytical Laboratory

Dataset: U:\G1.PRO\Results\2017\171205G3\171205G3-CRV.qld

Last Altered: Wednesday, December 06, 2017 10:07:59 Pacific Standard Time
Printed: Wednesday, December 06, 2017 10:10:48 Pacific Standard Time

Method: U:\G1.PRO\MethDB\PFAS_A_171206.mdb 06 Dec 2017 09:16:13
Calibration: U:\Q4.PRO\CurveDB\C18_VAL-PFAS_Q4_12-05-17_L9.cdb 06 Dec 2017 10:07:59

Compound name: 13C5-PFNA
Response Factor: 0.931045
RRF SD: 0.0555125, Relative SD: 5.96239
Response type: Internal Std (Ref 25), Area * (IS Conc. / IS Area)
Curve type: RF

	#	Name	Type	Std. Conc	RT	Area	IS Area	Response	Conc.	%Dev	Conc. Flag	CoD	CoD Flag	x=excluded
1	1	171205G3_05	Standard	12.500	4.68	6131.070	6511.467	11.770	12.6	1.1	NO		NO	bb
2	2	171205G3_06	Standard	12.500	4.68	6249.032	6675.252	11.702	12.6	0.5	NO		NO	bb
3	3	171205G3_07	Standard	12.500	4.68	7219.080	7212.818	12.511	13.4	7.5	NO		NO	bd
4	4	171205G3_08	Standard	12.500	4.68	6207.810	6340.425	12.239	13.1	5.2	NO		NO	bb
5	5	171205G3_09	Standard	12.500	4.68	5308.482	6035.896	10.994	11.8	-5.5	NO		NO	bb
6	6	171205G3_10	Standard	12.500	4.68	5644.792	6776.094	10.413	11.2	-10.5	NO		NO	bd
7	7	171205G3_11	Standard	12.500	4.68	5526.112	6188.609	11.162	12.0	-4.1	NO		NO	bb
8	8	171205G3_12	Standard	12.500	4.68	7254.762	7840.363	11.566	12.4	-0.6	NO		NO	bb
9	9	171205G3_13	Standard	12.500	4.68	8061.559	8135.329	12.387	13.3	6.4	NO		NO	bd

Compound name: 13C8-PFOS
Response Factor: 0.974758
RRF SD: 0.102889, Relative SD: 10.5553
Response type: Internal Std (Ref 26), Area * (IS Conc. / IS Area)
Curve type: RF

	#	Name	Type	Std. Conc	RT	Area	IS Area	Response	Conc.	%Dev	Conc. Flag	CoD	CoD Flag	x=excluded
1	1	171205G3_05	Standard	12.500	4.74	5649.094	6018.673	11.732	12.0	-3.7	NO		NO	bb
2	2	171205G3_06	Standard	12.500	4.74	5965.108	6369.739	11.706	12.0	-3.9	NO		NO	bb
3	3	171205G3_07	Standard	12.500	4.74	4587.401	4695.076	12.213	12.5	0.2	NO		NO	bd
4	4	171205G3_08	Standard	12.500	4.74	5316.725	5701.263	11.657	12.0	-4.3	NO		NO	bb
5	5	171205G3_09	Standard	12.500	4.74	5218.209	4568.351	14.278	14.6	17.2	NO		NO	bd
6	6	171205G3_10	Standard	12.500	4.74	4800.583	5464.931	10.980	11.3	-9.9	NO		NO	bb
7	7	171205G3_11	Standard	12.500	4.74	4132.475	4956.759	10.421	10.7	-14.5	NO		NO	bb
8	8	171205G3_12	Standard	12.500	4.74	8196.768	7309.883	14.017	14.4	15.0	NO		NO	bb
9	9	171205G3_13	Standard	12.500	4.74	10085.447	9961.789	12.655	13.0	3.9	NO		NO	bb

Dataset: U:\G1.PRO\Results\2017\171205G3\171205G3-CRV.qld

Last Altered: Wednesday, December 06, 2017 09:56:08 Pacific Standard Time
Printed: Wednesday, December 06, 2017 10:01:27 Pacific Standard Time

Compound name: 13C4-PFBA
Response Factor: 1
RRF SD: 0, Relative SD: 0
Response type: Internal Std (Ref 21), Area * (IS Conc. / IS Area)
Curve type: RF

	#	Name	Type	Std. Conc	RT	Area	IS Area	Response	Conc.	%Dev	Conc. Flag	CoD	CoD Flag	x=excluded
1	1	171205G3_05	Standard	12.500	1.81	23092.969	23092.969	12.500	12.5	0.0	NO		NO	bb
2	2	171205G3_06	Standard	12.500	1.81	19849.467	19849.467	12.500	12.5	0.0	NO		NO	bb
3	3	171205G3_07	Standard	12.500	1.81	21360.631	21360.631	12.500	12.5	0.0	NO		NO	bb
4	4	171205G3_08	Standard	12.500	1.82	18488.238	18488.238	12.500	12.5	0.0	NO		NO	bb
5	5	171205G3_09	Standard	12.500	1.82	18404.584	18404.584	12.500	12.5	0.0	NO		NO	bb
6	6	171205G3_10	Standard	12.500	1.82	21744.031	21744.031	12.500	12.5	0.0	NO		NO	bd
7	7	171205G3_11	Standard	12.500	1.82	18565.729	18565.729	12.500	12.5	0.0	NO		NO	bb
8	8	171205G3_12	Standard	12.500	1.82	16571.377	16571.377	12.500	12.5	0.0	NO		NO	bb
9	9	171205G3_13	Standard	12.500	1.81	15415.533	15415.533	12.500	12.5	0.0	NO		NO	MM

Compound name: 13C5-PFHxA
Response Factor: 1
RRF SD: 7.85046e-017, Relative SD: 7.85046e-015
Response type: Internal Std (Ref 22), Area * (IS Conc. / IS Area)
Curve type: RF

	#	Name	Type	Std. Conc	RT	Area	IS Area	Response	Conc.	%Dev	Conc. Flag	CoD	CoD Flag	x=excluded
1	1	171205G3_05	Standard	12.500	3.39	30484.922	30484.922	12.500	12.5	0.0	NO		NO	MM
2	2	171205G3_06	Standard	12.500	3.38	26468.717	26468.717	12.500	12.5	0.0	NO		NO	MM
3	3	171205G3_07	Standard	12.500	3.38	30412.039	30412.039	12.500	12.5	0.0	NO		NO	MM
4	4	171205G3_08	Standard	12.500	3.38	25039.660	25039.660	12.500	12.5	0.0	NO		NO	MM
5	5	171205G3_09	Standard	12.500	3.39	27457.020	27457.020	12.500	12.5	0.0	NO		NO	MM
6	6	171205G3_10	Standard	12.500	3.39	29270.375	29270.375	12.500	12.5	0.0	NO		NO	MM
7	7	171205G3_11	Standard	12.500	3.39	23736.459	23736.459	12.500	12.5	0.0	NO		NO	MM
8	8	171205G3_12	Standard	12.500	3.39	21220.953	21220.953	12.500	12.5	0.0	NO		NO	MM
9	9	171205G3_13	Standard	12.500	3.38	17041.037	17041.037	12.500	12.5	0.0	NO		NO	MM

Dataset: U:\G1.PRO\Results\2017\171205G3\171205G3-CRV.qld

Last Altered: Wednesday, December 06, 2017 09:56:08 Pacific Standard Time
Printed: Wednesday, December 06, 2017 10:01:27 Pacific Standard Time

Compound name: 13C3-PFHxS
Response Factor: 1
RRF SD: 3.92523e-017, Relative SD: 3.92523e-015
Response type: Internal Std (Ref 23), Area * (IS Conc. / IS Area)
Curve type: RF

	#	Name	Type	Std. Conc	RT	Area	IS Area	Response	Conc.	%Dev	Conc. Flag	CoD	CoD Flag	x=excluded
1	1	171205G3_05	Standard	12.500	4.04	13123.684	13123.684	12.500	12.5	0.0	NO		NO	bb
2	2	171205G3_06	Standard	12.500	4.04	12832.793	12832.793	12.500	12.5	0.0	NO		NO	bb
3	3	171205G3_07	Standard	12.500	4.04	15435.518	15435.518	12.500	12.5	0.0	NO		NO	bb
4	4	171205G3_08	Standard	12.500	4.04	12438.331	12438.331	12.500	12.5	0.0	NO		NO	bb
5	5	171205G3_09	Standard	12.500	4.04	12396.141	12396.141	12.500	12.5	0.0	NO		NO	bb
6	6	171205G3_10	Standard	12.500	4.04	14438.178	14438.178	12.500	12.5	0.0	NO		NO	bb
7	7	171205G3_11	Standard	12.500	4.04	11797.522	11797.522	12.500	12.5	0.0	NO		NO	bb
8	8	171205G3_12	Standard	12.500	4.04	11158.677	11158.677	12.500	12.5	0.0	NO		NO	bd
9	9	171205G3_13	Standard	12.500	4.04	9722.967	9722.967	12.500	12.5	0.0	NO		NO	bb

Compound name: 13C8-PFOA
Response Factor: 1
RRF SD: 0, Relative SD: 0
Response type: Internal Std (Ref 24), Area * (IS Conc. / IS Area)
Curve type: RF

	#	Name	Type	Std. Conc	RT	Area	IS Area	Response	Conc.	%Dev	Conc. Flag	CoD	CoD Flag	x=excluded
1	1	171205G3_05	Standard	12.500	4.33	5413.943	5413.943	12.500	12.5	0.0	NO		NO	bb
2	2	171205G3_06	Standard	12.500	4.33	5871.962	5871.962	12.500	12.5	0.0	NO		NO	bb
3	3	171205G3_07	Standard	12.500	4.34	6964.428	6964.428	12.500	12.5	0.0	NO		NO	bd
4	4	171205G3_08	Standard	12.500	4.33	4847.775	4847.775	12.500	12.5	0.0	NO		NO	bb
5	5	171205G3_09	Standard	12.500	4.34	5201.311	5201.311	12.500	12.5	0.0	NO		NO	bd
6	6	171205G3_10	Standard	12.500	4.33	7036.049	7036.049	12.500	12.5	0.0	NO		NO	bb
7	7	171205G3_11	Standard	12.500	4.33	5727.856	5727.856	12.500	12.5	0.0	NO		NO	bb
8	8	171205G3_12	Standard	12.500	4.33	5291.983	5291.983	12.500	12.5	0.0	NO		NO	bb
9	9	171205G3_13	Standard	12.500	4.34	4751.473	4751.473	12.500	12.5	0.0	NO		NO	bd

Vista Analytical Laboratory

Dataset: U:\G1.PRO\Results\2017\171205G3\171205G3-CRV.qld

Last Altered: Wednesday, December 06, 2017 09:56:08 Pacific Standard Time
Printed: Wednesday, December 06, 2017 10:01:27 Pacific Standard Time

Compound name: 13C9-PFNA
Response Factor: 1
RRF SD: 7.85046e-017, Relative SD: 7.85046e-015
Response type: Internal Std (Ref 25), Area * (IS Conc. / IS Area)
Curve type: RF

	#	Name	Type	Std. Conc	RT	Area	IS Area	Response	Conc.	%Dev	Conc. Flag	CoD	CoD Flag	x=excluded
1	1	171205G3_05	Standard	12.500	4.68	6511.467	6511.467	12.500	12.5	0.0	NO		NO	bb
2	2	171205G3_06	Standard	12.500	4.67	6675.252	6675.252	12.500	12.5	0.0	NO		NO	bb
3	3	171205G3_07	Standard	12.500	4.68	7212.818	7212.818	12.500	12.5	0.0	NO		NO	bb
4	4	171205G3_08	Standard	12.500	4.67	6340.425	6340.425	12.500	12.5	0.0	NO		NO	bb
5	5	171205G3_09	Standard	12.500	4.68	6035.896	6035.896	12.500	12.5	0.0	NO		NO	bd
6	6	171205G3_10	Standard	12.500	4.67	6776.094	6776.094	12.500	12.5	0.0	NO		NO	bb
7	7	171205G3_11	Standard	12.500	4.68	6188.609	6188.609	12.500	12.5	0.0	NO		NO	bb
8	8	171205G3_12	Standard	12.500	4.68	7840.363	7840.363	12.500	12.5	0.0	NO		NO	bb
9	9	171205G3_13	Standard	12.500	4.68	8135.329	8135.329	12.500	12.5	0.0	NO		NO	bd

Compound name: 13C4-PFOS
Response Factor: 1
RRF SD: 0, Relative SD: 0
Response type: Internal Std (Ref 26), Area * (IS Conc. / IS Area)
Curve type: RF

	#	Name	Type	Std. Conc	RT	Area	IS Area	Response	Conc.	%Dev	Conc. Flag	CoD	CoD Flag	x=excluded
1	1	171205G3_05	Standard	12.500	4.74	6018.673	6018.673	12.500	12.5	0.0	NO		NO	bb
2	2	171205G3_06	Standard	12.500	4.74	6369.739	6369.739	12.500	12.5	0.0	NO		NO	bb
3	3	171205G3_07	Standard	12.500	4.74	4695.076	4695.076	12.500	12.5	0.0	NO		NO	bb
4	4	171205G3_08	Standard	12.500	4.74	5701.263	5701.263	12.500	12.5	0.0	NO		NO	bb
5	5	171205G3_09	Standard	12.500	4.74	4568.351	4568.351	12.500	12.5	0.0	NO		NO	bb
6	6	171205G3_10	Standard	12.500	4.74	5464.931	5464.931	12.500	12.5	0.0	NO		NO	bb
7	7	171205G3_11	Standard	12.500	4.80	11.798	11.798	12.500	12.5	0.0	NO		NO	db
8	8	171205G3_12	Standard	12.500	4.80	28.502	28.502	12.500	12.5	0.0	NO		NO	db
9	9	171205G3_13	Standard	12.500	4.75	9961.789	9961.789	12.500	12.5	0.0	NO		NO	bb

Quantify Compound Summary Report **MassLynx MassLynx V4.1 SCN 945**
Vista Analytical Laboratory

Dataset: Untitled

Last Altered: Wednesday, December 06, 2017 11:53:16 Pacific Standard Time
Printed: Wednesday, December 06, 2017 11:53:26 Pacific Standard Time

Method: U:\G1.PRO\MethDB\PFAS_A_171206.mdb 06 Dec 2017 10:26:28
Calibration: U:\G1.PRO\CurveDB\C18_VAL-PFAS_Q1_12-05-17_L9.cdb 06 Dec 2017 10:07:59

Compound name: PFBA

	Name	ID	Acq.Date	Acq.Time
1	171205G3_05	ST171205G3-1 PFC CS-2 17K2806	05-Dec-17	14:17:15
2	171205G3_06	ST171205G3-2 PFC CS-1 17K2807	05-Dec-17	14:29:44
3	171205G3_07	ST171205G3-3 PFC CS0 17K2808	05-Dec-17	14:42:17
4	171205G3_08	ST171205G3-4 PFC CS1 17K2814	05-Dec-17	14:54:51
5	171205G3_09	ST171205G3-5 PFC CS2 17K2809	05-Dec-17	15:07:24
6	171205G3_10	ST171205G3-6 PFC CS3 17K2810	05-Dec-17	15:19:58
7	171205G3_11	ST171205G3-7 PFC CS4 17K2811	05-Dec-17	15:32:30
8	171205G3_12	ST171205G3-8 PFC CS5 17K2812	05-Dec-17	15:45:04
9	171205G3_13	ST171205G3-9 PFC CS6 17K2817	05-Dec-17	15:57:37
10	171205G3_14	IPA	05-Dec-17	16:10:06
11	171205G3_15	ICV171205G3-10 PFC ICV 17K3001	05-Dec-17	16:22:42

Quantify Calibration Report **MassLynx MassLynx V4.1 SCN 945**
Vista Analytical Laboratory Q1

Dataset: U:\G1.PRO\Results\2017\171205G3\171205G3-CRV.qld

Last Altered: Wednesday, December 06, 2017 10:07:59 Pacific Standard Time
Printed: Wednesday, December 06, 2017 10:15:48 Pacific Standard Time

Method: U:\G1.PRO\MethDB\PFAS_A_171206.mdb 06 Dec 2017 09:16:13
Calibration: U:\G1.PRO\CurveDB\C18_VAL-PFAS_Q1_12-05-17_L9.cdb 06 Dec 2017 10:07:59

Compound name: PFBA
Correlation coefficient: r = 0.999079, r^2 = 0.998158
Calibration curve: 0.487 * x + 0.045635
Response type: Internal Std (Ref 11), Area * (IS Conc. / IS Area)
Curve type: Linear, Origin: Exclude, Weighting: 1/x, Axis trans: None

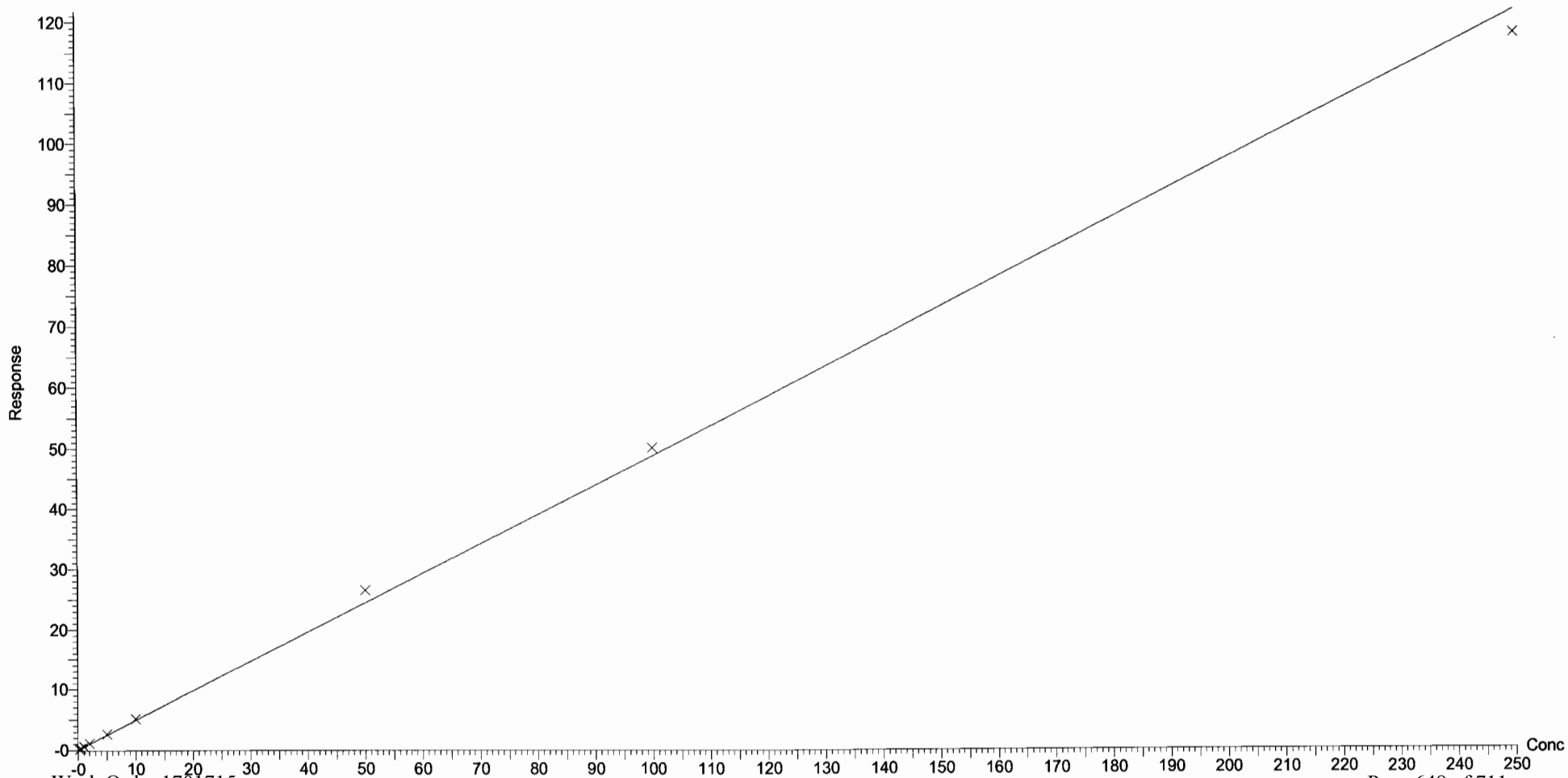

Vista Analytical Laboratory Q1

Dataset: U:\G1.PRO\Results\2017\171205G3\171205G3-CRV.qld

Last Altered: Wednesday, December 06, 2017 10:07:59 Pacific Standard Time
Printed: Wednesday, December 06, 2017 10:09:08 Pacific Standard Time

Compound name: PFPeA
Correlation coefficient: r = 0.997998, r^2 = 0.996000
Calibration curve: 1.01559 * x + 0.184232
Response type: Internal Std (Ref 13), Area * (IS Conc. / IS Area)
Curve type: Linear, Origin: Exclude, Weighting: 1/x, Axis trans: None

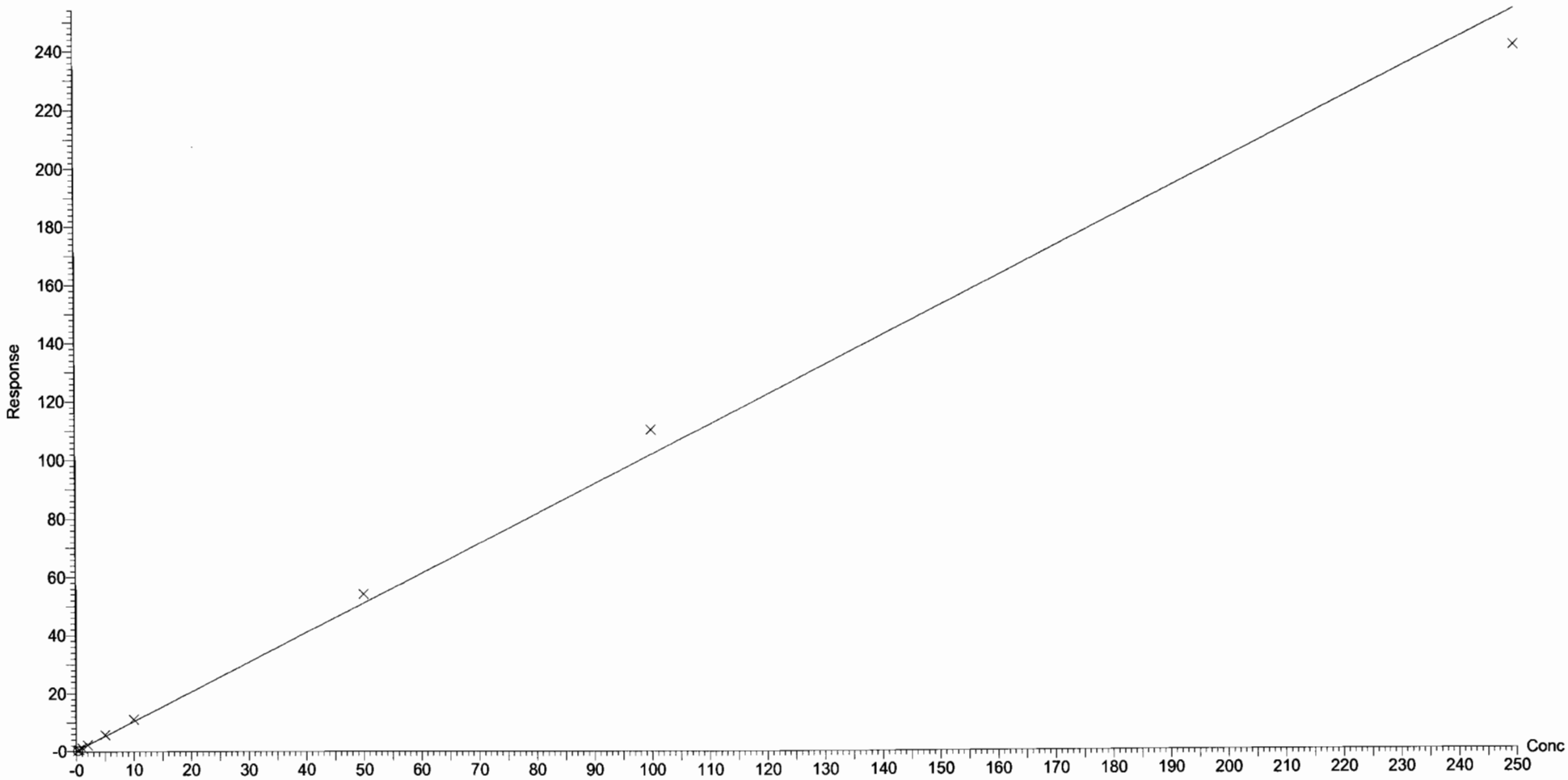

Dataset: U:\G1.PRO\Results\2017\171205G3\171205G3-CRV.qld

Last Altered: Wednesday, December 06, 2017 09:56:08 Pacific Standard Time
Printed: Wednesday, December 06, 2017 10:02:15 Pacific Standard Time

Compound name: PFBS
Correlation coefficient: r = 0.999855, r^2 = 0.999709
Calibration curve: 1.70117 * x + -0.004824
Response type: Internal Std (Ref 12), Area * (IS Conc. / IS Area)
Curve type: Linear, Origin: Exclude, Weighting: 1/x, Axis trans: None

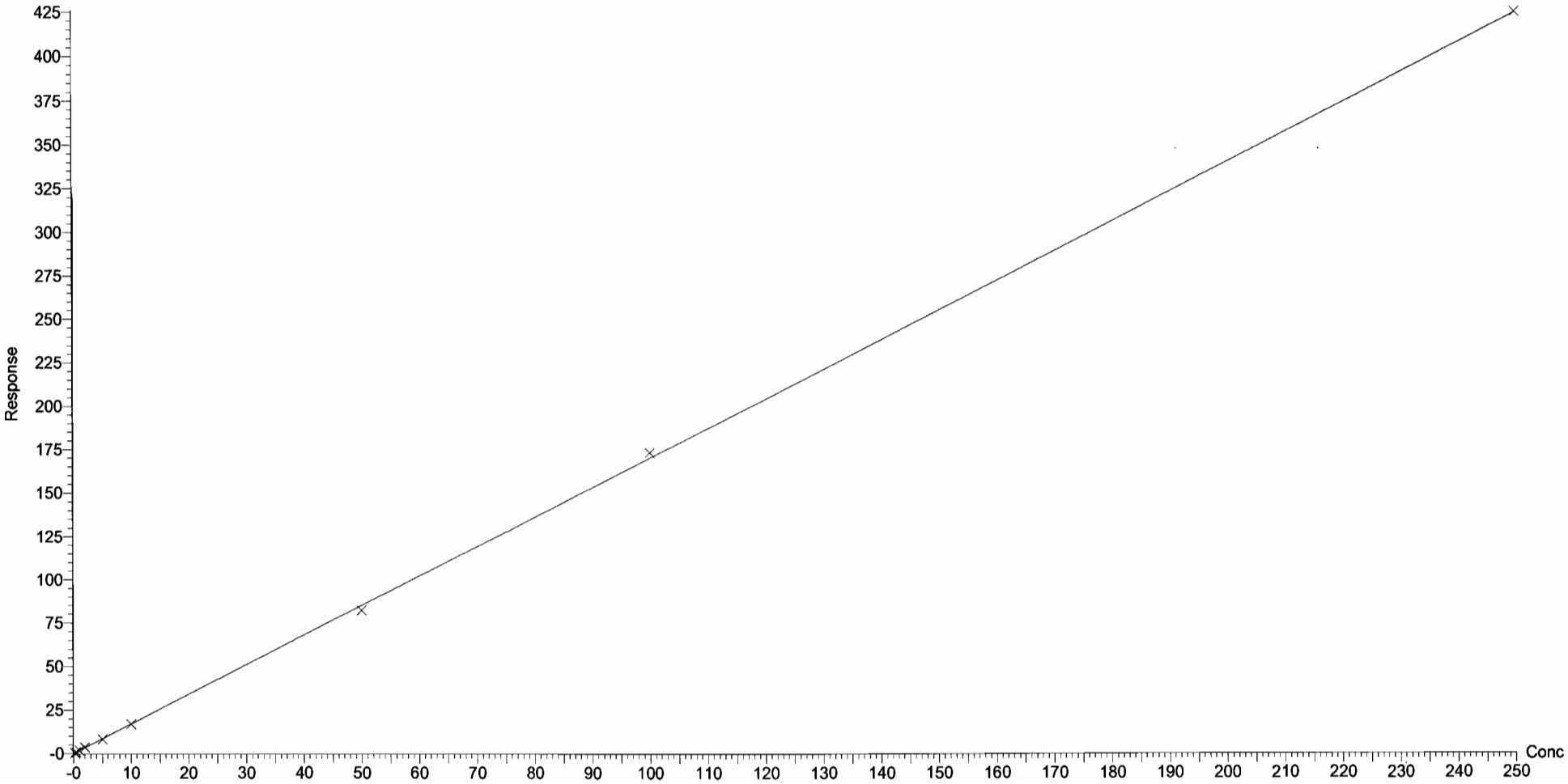

Vista Analytical Laboratory Q1

Dataset: U:\G1.PRO\Results\2017\171205G3\171205G3-CRV.qld

Last Altered: Wednesday, December 06, 2017 09:56:08 Pacific Standard Time
Printed: Wednesday, December 06, 2017 10:02:15 Pacific Standard Time

Compound name: PFHxA
Correlation coefficient: r = 0.999189, r^2 = 0.998379
Calibration curve: 0.588165 * x + 0.0792113
Response type: Internal Std (Ref 14), Area * (IS Conc. / IS Area)
Curve type: Linear, Origin: Exclude, Weighting: 1/x, Axis trans: None

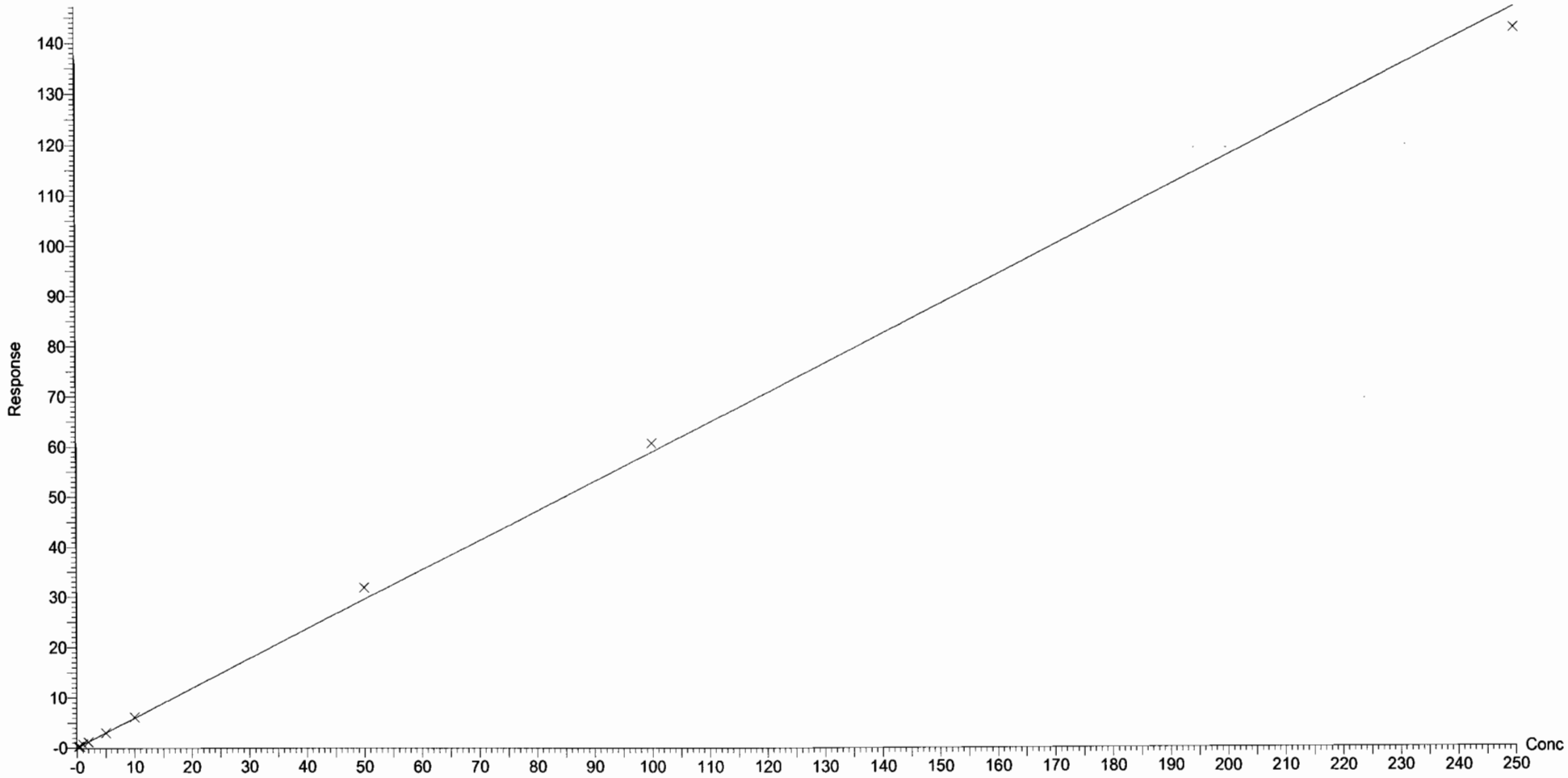

Dataset: U:\G1.PRO\Results\2017\171205G3\171205G3-CRV.qld

Last Altered: Wednesday, December 06, 2017 09:56:08 Pacific Standard Time
Printed: Wednesday, December 06, 2017 10:02:15 Pacific Standard Time

Compound name: PFHpA
Coefficient of Determination: R^2 = 0.998067
Calibration curve: -0.00238402 * x^2 + 2.46274 * x + -0.133573
Response type: Internal Std (Ref 15), Area * (IS Conc. / IS Area)
Curve type: 2nd Order, Origin: Exclude, Weighting: 1/x, Axis trans: None

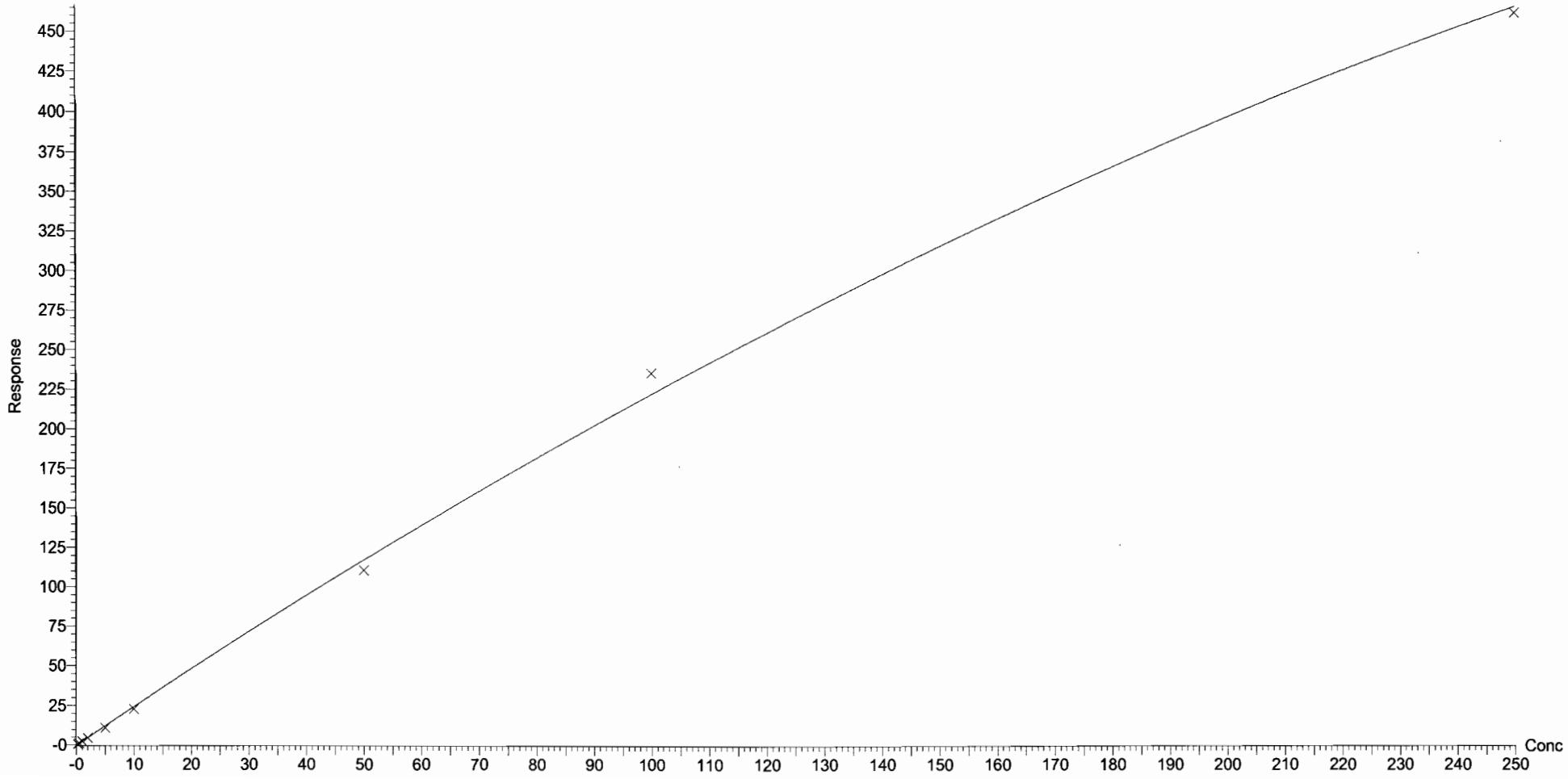

Dataset: U:\G1.PRO\Results\2017\171205G3\171205G3-CRV.qld

Last Altered: Wednesday, December 06, 2017 09:56:08 Pacific Standard Time
Printed: Wednesday, December 06, 2017 10:02:15 Pacific Standard Time

Compound name: PFHxS
Correlation coefficient: r = 0.996843, r^2 = 0.993697
Calibration curve: 1.62347 * x + 0.135991
Response type: Internal Std (Ref 16), Area * (IS Conc. / IS Area)
Curve type: Linear, Origin: Exclude, Weighting: 1/x, Axis trans: None

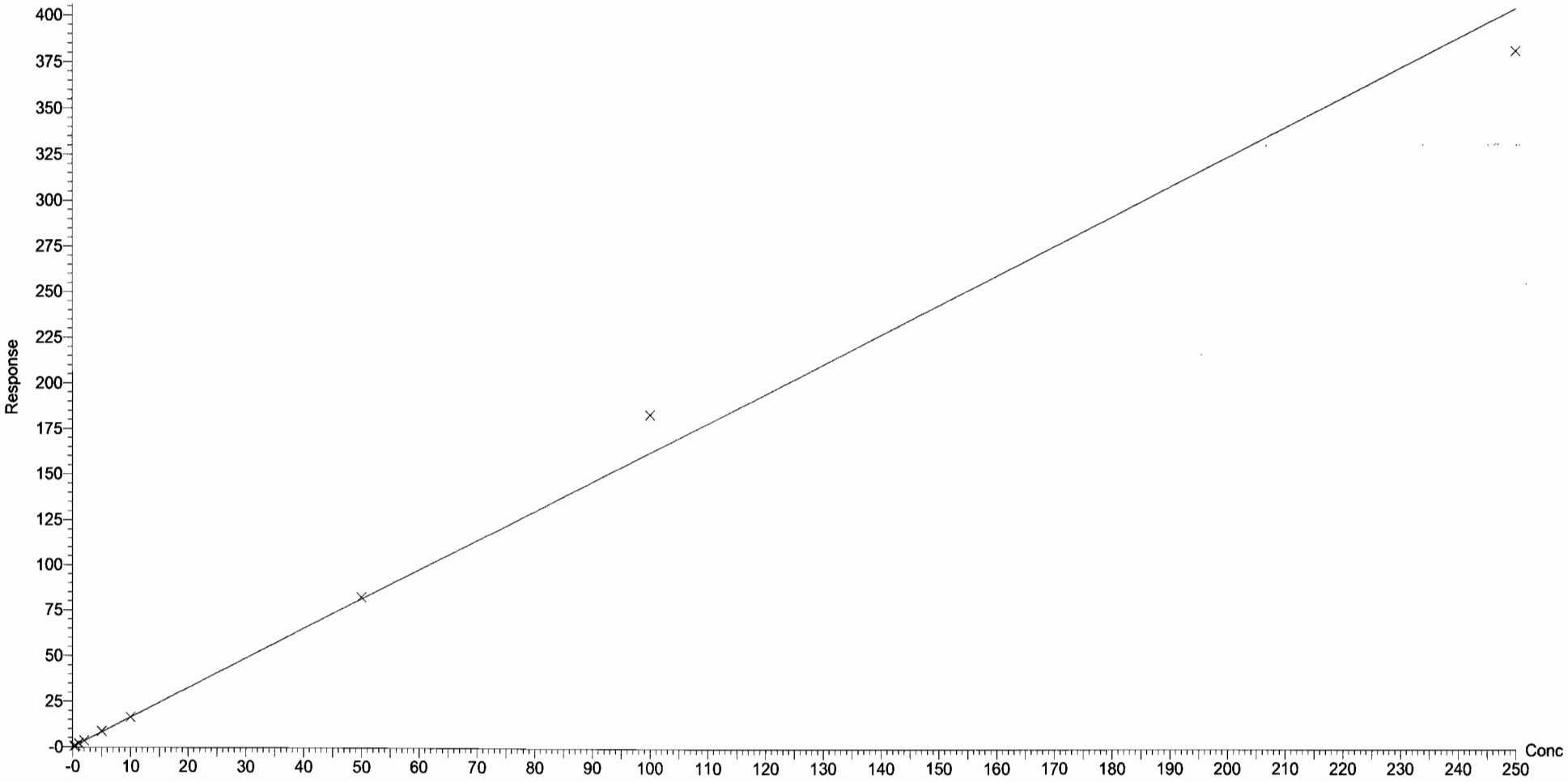

Vista Analytical Laboratory Q1

Dataset: U:\G1.PRO\Results\2017\171205G3\171205G3-CRV.qld

Last Altered: Wednesday, December 06, 2017 09:56:08 Pacific Standard Time
Printed: Wednesday, December 06, 2017 10:02:15 Pacific Standard Time

Compound name: PFOA
Coefficient of Determination: R^2 = 0.997706
Calibration curve: -0.00101519 * x^2 + 0.888162 * x + 0.216913
Response type: Internal Std (Ref 17), Area * (IS Conc. / IS Area)
Curve type: 2nd Order, Origin: Exclude, Weighting: 1/x, Axis trans: None

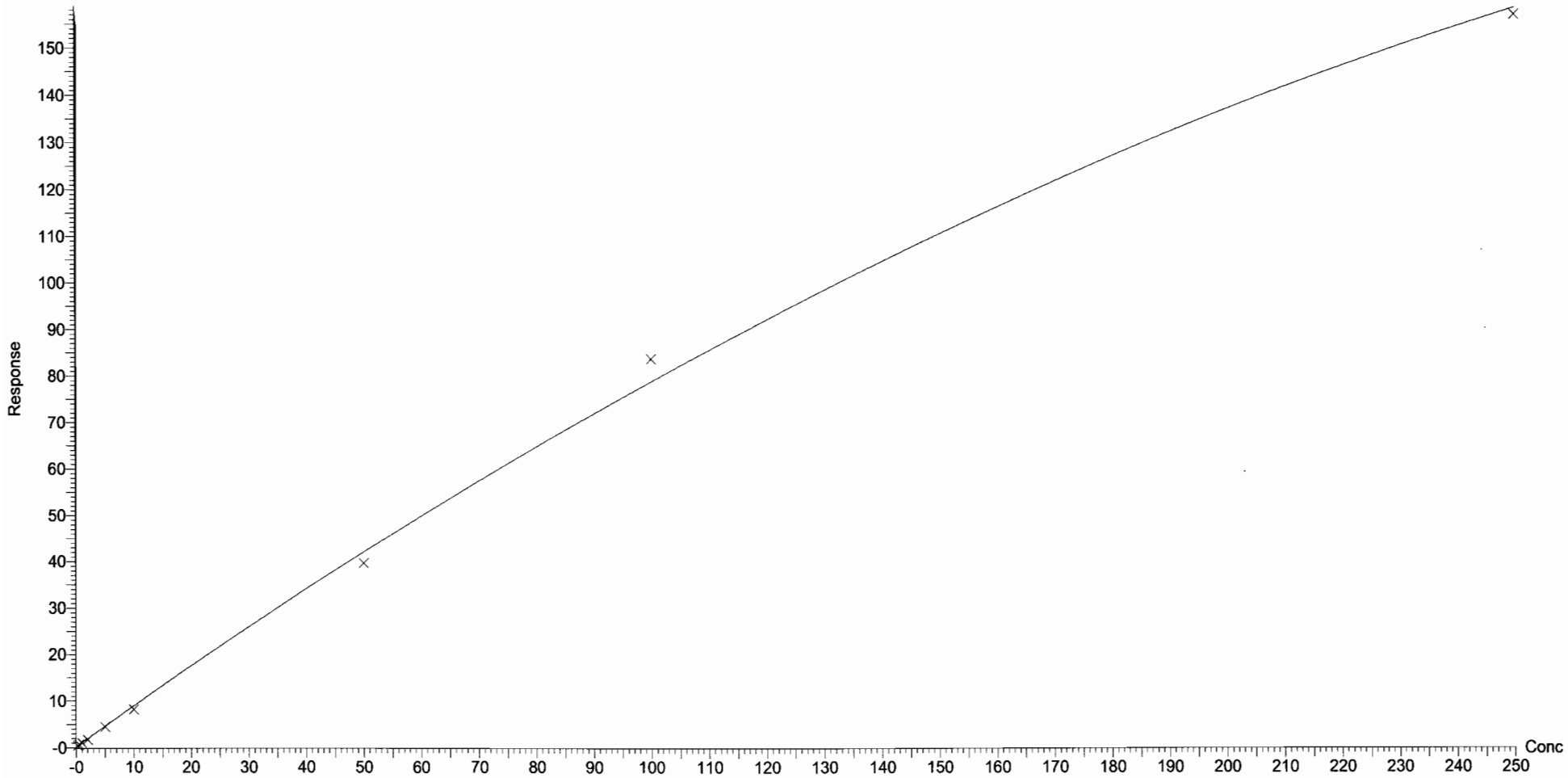

Dataset: U:\G1.PRO\Results\2017\171205G3\171205G3-CRV.qld

Last Altered: Wednesday, December 06, 2017 09:56:08 Pacific Standard Time
Printed: Wednesday, December 06, 2017 10:02:15 Pacific Standard Time

Compound name: PFNA
Coefficient of Determination: R^2 = 0.999849
Calibration curve: -0.00339876 * x^2 + 2.96394 * x + -0.50206
Response type: Internal Std (Ref 18), Area * (IS Conc. / IS Area)
Curve type: 2nd Order, Origin: Exclude, Weighting: 1/x, Axis trans: None

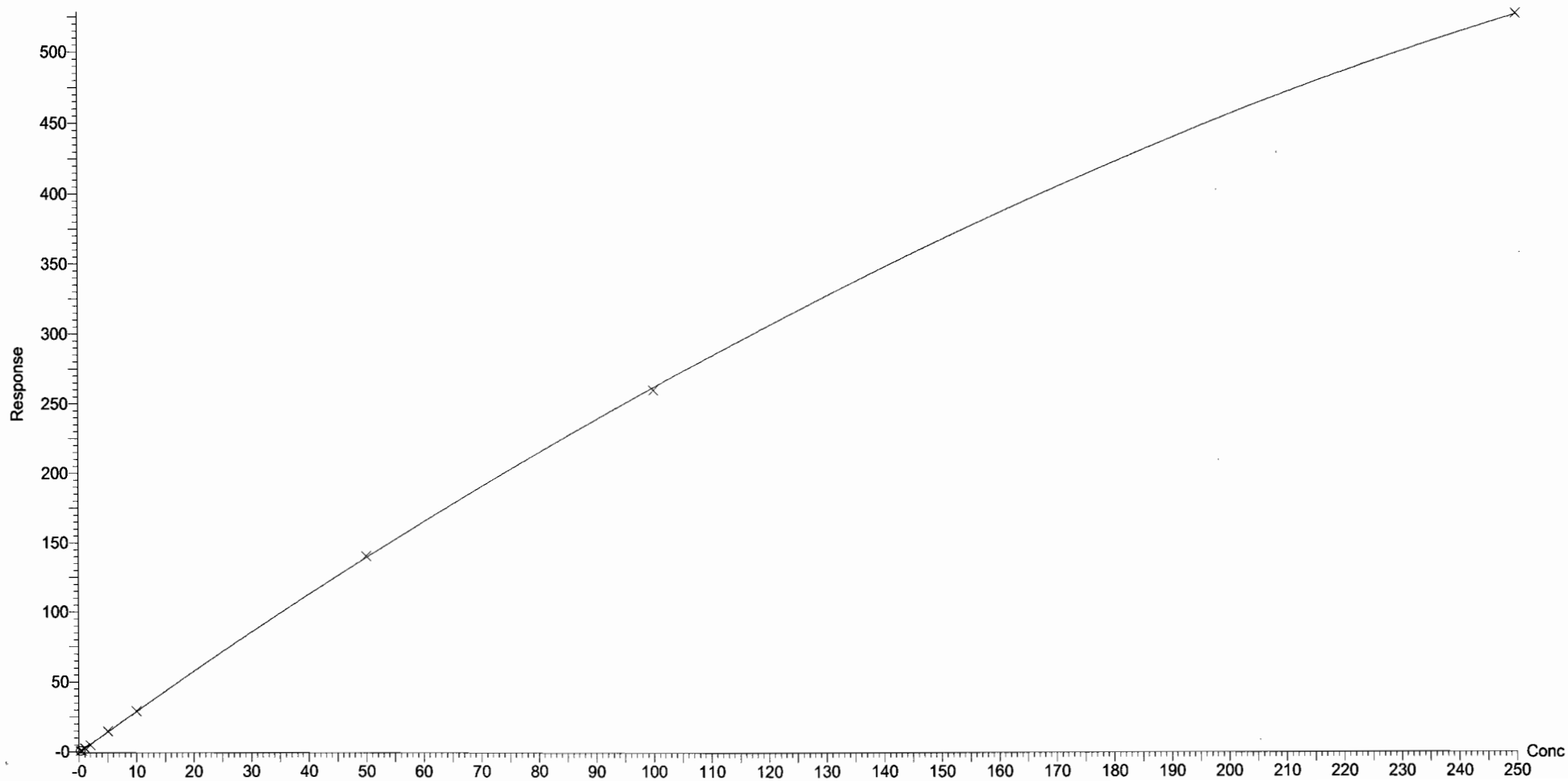

Dataset: U:\G1.PRO\Results\2017\171205G3\171205G3-CRV.qld

Last Altered: Wednesday, December 06, 2017 09:56:08 Pacific Standard Time
Printed: Wednesday, December 06, 2017 10:02:15 Pacific Standard Time

Compound name: PFOS
Coefficient of Determination: R^2 = 0.993800
Calibration curve: -0.000971525 * x^2 + 1.15187 * x + -0.079485
Response type: Internal Std (Ref 20), Area * (IS Conc. / IS Area)
Curve type: 2nd Order, Origin: Include, Weighting: 1/x, Axis trans: None

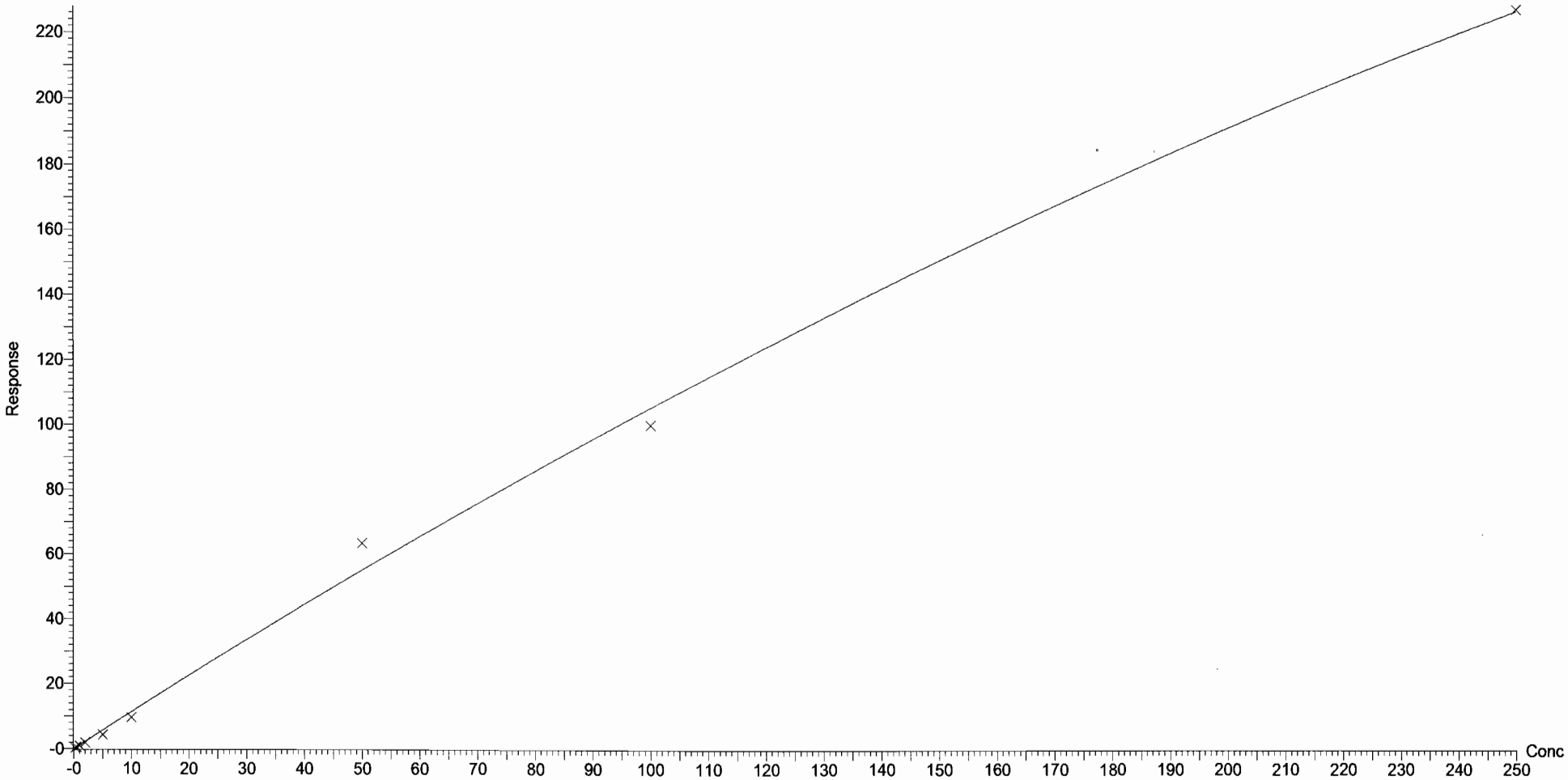

Dataset: U:\G1.PRO\Results\2017\171205G3\171205G3-CRV.qld

Last Altered: Wednesday, December 06, 2017 10:07:59 Pacific Standard Time
Printed: Wednesday, December 06, 2017 10:16:38 Pacific Standard Time

Method: U:\G1.PRO\MethDB\PFAS_A_171206.mdb 06 Dec 2017 09:16:13
Calibration: U:\G1.PRO\CurveDB\C18_VAL-PFAS_Q1_12-05-17_L9.cdb 06 Dec 2017 10:07:59

Name: 171205G3_05, Date: 05-Dec-2017, Time: 14:17:15, ID: ST171205G3-1 PFC CS-2 17K2806, Description: PFC CS-2 17K2806

PFBA

171205G3_05 Smooth(Mn,1x2) F2:MRM of 3 channels,ES-
212.9 > 168.9
9.092e+003

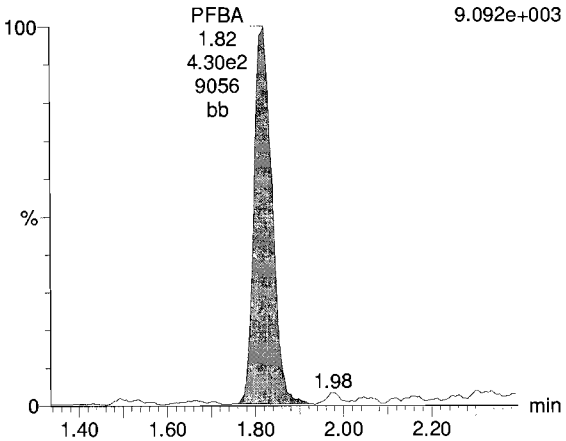

PFPeA

171205G3_05 Smooth(Mn,1x2) F3:MRM of 9 channels,ES-
263.0 > 218.8
8.761e+003

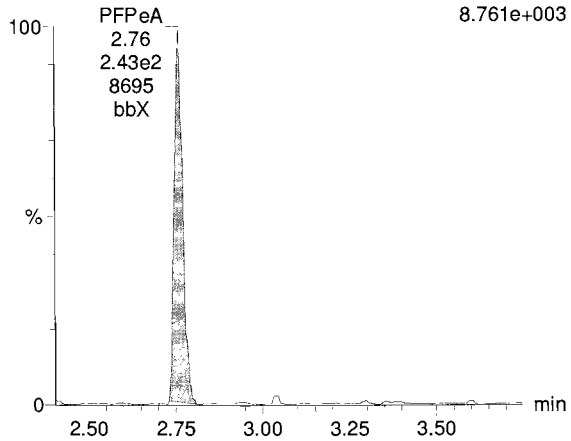

PFBS

171205G3_05 Smooth(Mn,1x2) F3:MRM of 9 channels,ES-
299.0 > 79.7
8.780e+003

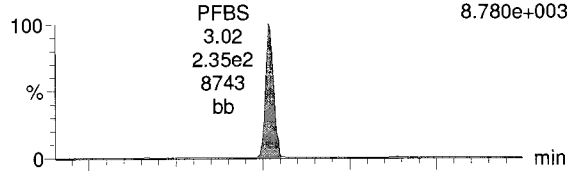

171205G3_05 Smooth(Mn,1x2) F3:MRM of 9 channels,ES-
299 > 98.7
5.760e+003

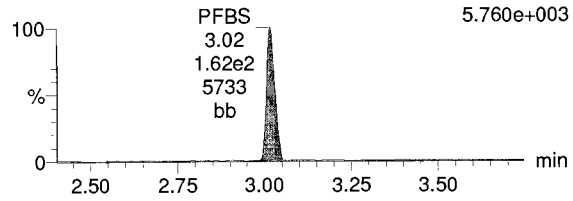

13C3-PFBA

171205G3_05 Smooth(Mn,1x2) F2:MRM of 3 channels,ES-
215.9 > 171.8
9.269e+005

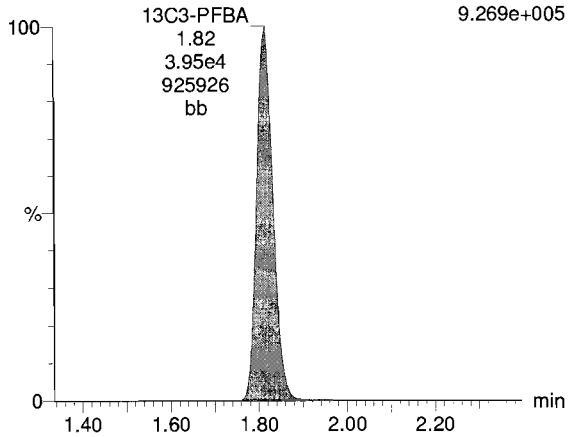

13C3-PFPeA

171205G3_05 Smooth(Mn,1x2) F3:MRM of 9 channels,ES-
266.0 > 221.8
4.157e+005

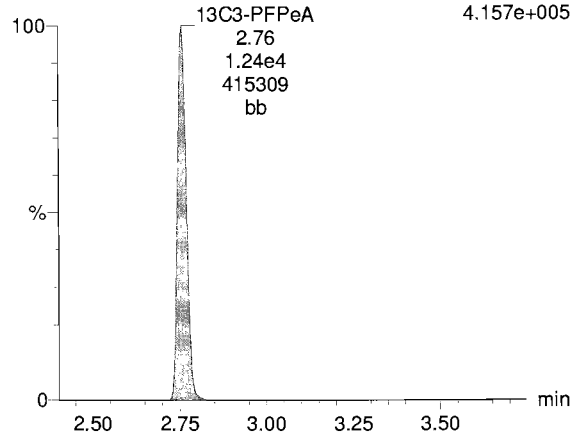

13C3-PFBS

171205G3_05 Smooth(Mn,1x2) F3:MRM of 9 channels,ES-
302.0 > 98.8
2.244e+005

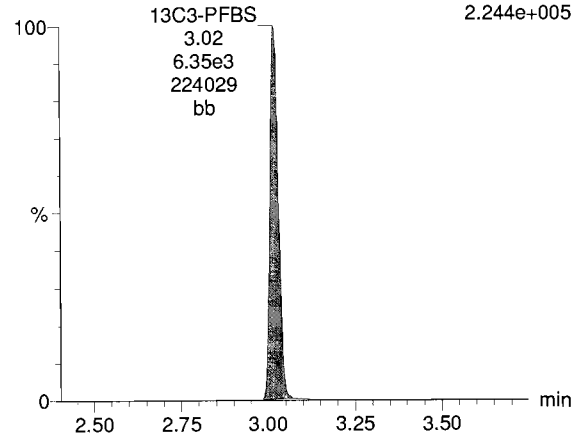

Dataset: U:\G1.PRO\Results\2017\171205G3\171205G3-CRV.qld

Last Altered: Wednesday, December 06, 2017 09:56:08 Pacific Standard Time
Printed: Wednesday, December 06, 2017 09:58:10 Pacific Standard Time

Name: 171205G3_05, Date: 05-Dec-2017, Time: 14:17:15, ID: ST171205G3-1 PFC CS-2 17K2806, Description: PFC CS-2 17K2806

PFHxA

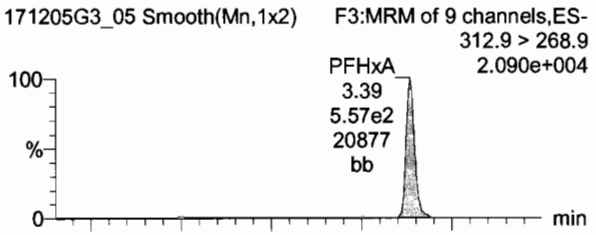

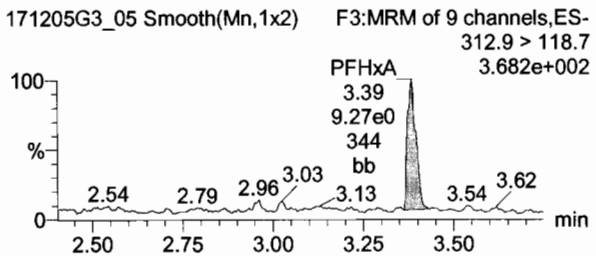

PFHpA

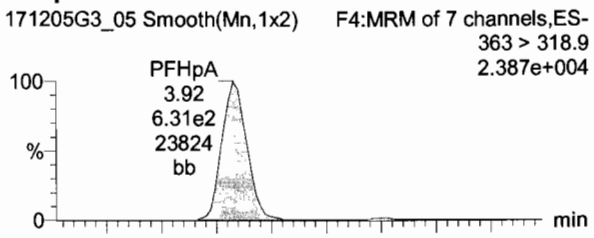

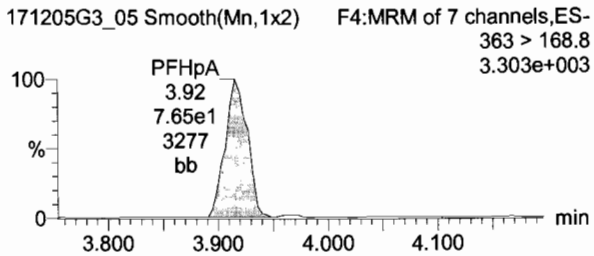

Total PFHxS

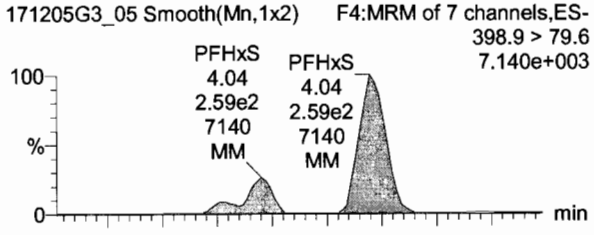

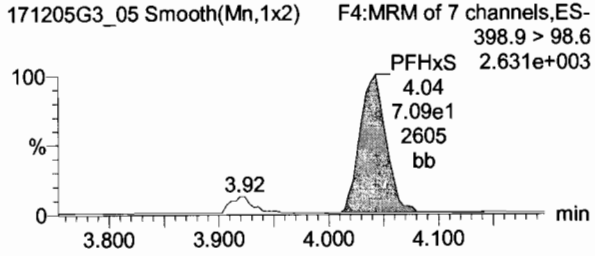

13C2-PFHxA

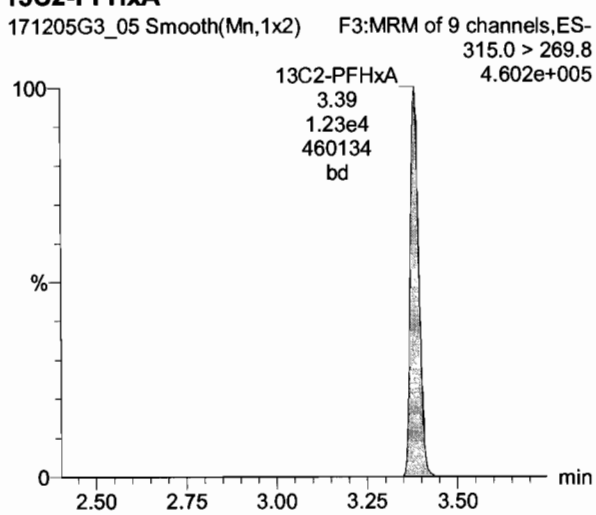

13C4-PFHpA

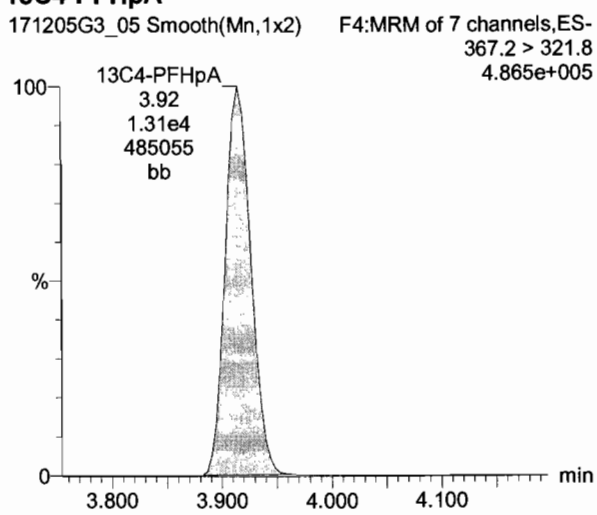

18O2-PFHxS

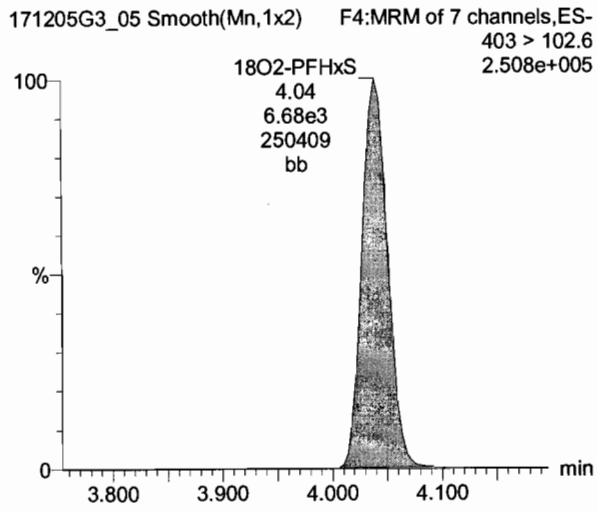

Dataset: U:\G1.PRO\Results\2017\171205G3\171205G3-CRV.qld

Last Altered: Wednesday, December 06, 2017 09:56:08 Pacific Standard Time
Printed: Wednesday, December 06, 2017 09:58:10 Pacific Standard Time

Name: 171205G3_05, Date: 05-Dec-2017, Time: 14:17:15, ID: ST171205G3-1 PFC CS-2 17K2806, Description: PFC CS-2 17K2806

Total PFOA

171205G3_05 Smooth(Mn,1x2) F5:MRM of 14 channels,ES- 413.0 > 368.7 4.228e+004



171205G3_05 Smooth(Mn,1x2) F5:MRM of 14 channels,ES- 413.0 > 168.8 1.573e+004

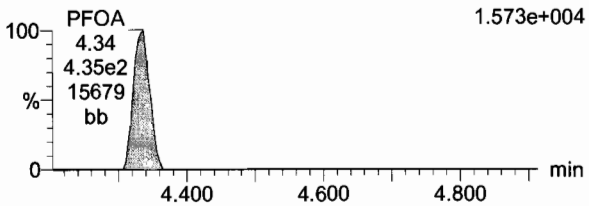

PFNA

171205G3_05 Smooth(Mn,1x2) F5:MRM of 14 channels,ES- 463.0 > 418.8 1.331e+004

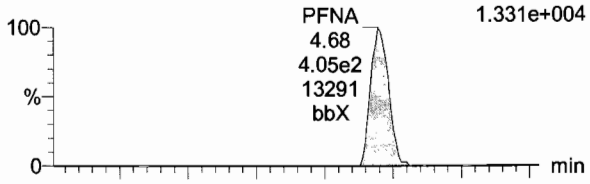

171205G3_05 Smooth(Mn,1x2) F5:MRM of 14 channels,ES- 463.0 > 219.0 1.126e+003

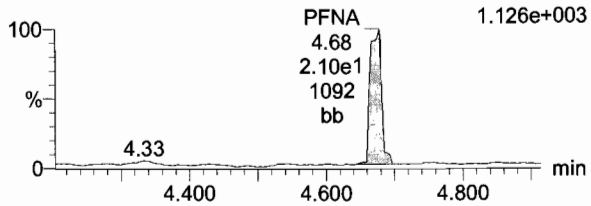

Total PFOS

171205G3_05 Smooth(Mn,1x2) F5:MRM of 14 channels,ES- 499.0 > 79.9 4.348e+003



171205G3_05 Smooth(Mn,1x2) F5:MRM of 14 channels,ES- 499 > 98.8 1.495e+003

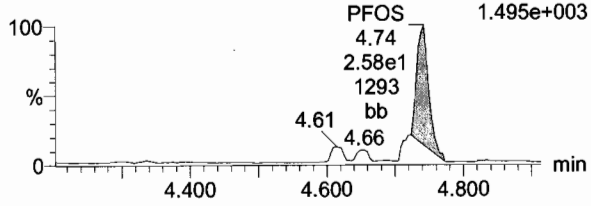

13C2-PFOA

171205G3_05 Smooth(Mn,1x2) F5:MRM of 14 channels,ES- 414.9 > 369.7 1.039e+006

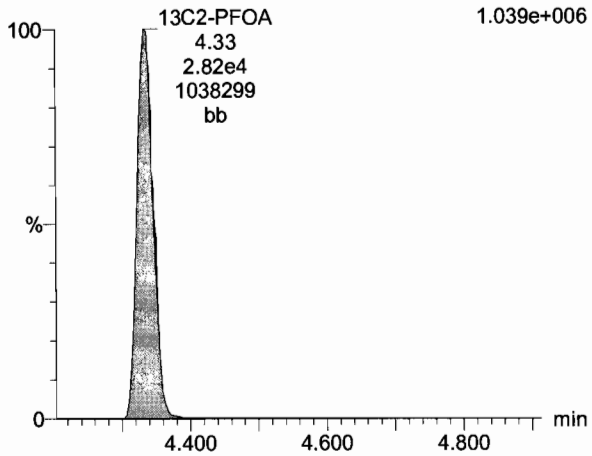

13C5-PFNA

171205G3_05 Smooth(Mn,1x2) F5:MRM of 14 channels,ES- 468.2 > 422.9 2.406e+005

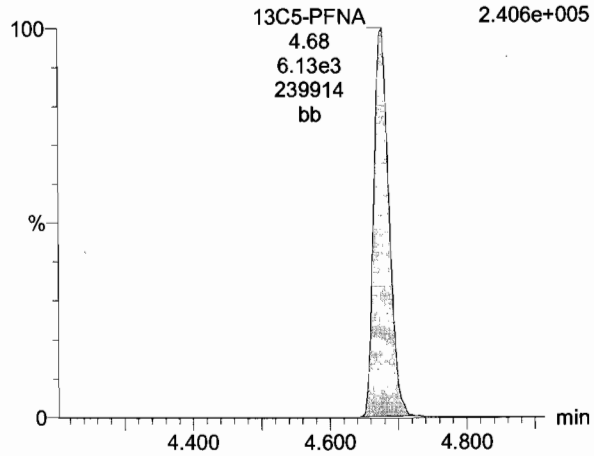

13C8-PFOS

171205G3_05 Smooth(Mn,1x2) F5:MRM of 14 channels,ES- 507.0 > 79.9 2.223e+005

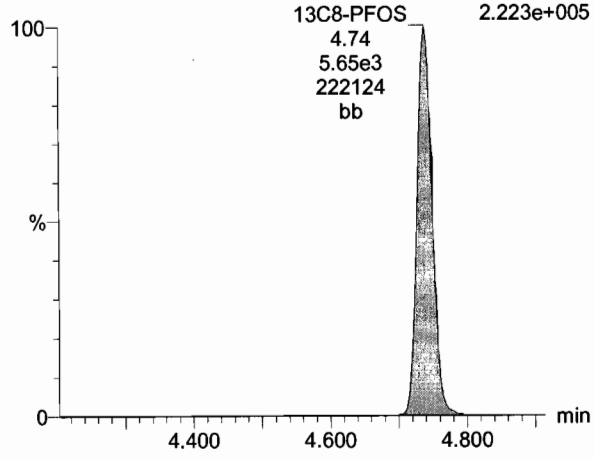

Dataset: U:\G1.PRO\Results\2017\171205G3\171205G3-CRV.qld

Last Altered: Wednesday, December 06, 2017 09:56:08 Pacific Standard Time
Printed: Wednesday, December 06, 2017 09:58:10 Pacific Standard Time

Name: 171205G3_05, Date: 05-Dec-2017, Time: 14:17:15, ID: ST171205G3-1 PFC CS-2 17K2806, Description: PFC CS-2 17K2806

TCDA

171205G3_05 Smooth(Mn,1x2) F5:MRM of 14 channels,ES- 498.10 > 106.8 4.640e+001

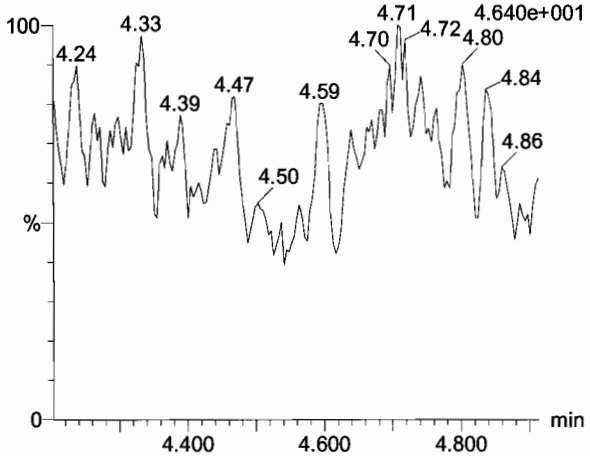

13C4-PFBA

171205G3_05 Smooth(Mn,1x2) F2:MRM of 3 channels,ES- 216.9 > 171.8 5.486e+005

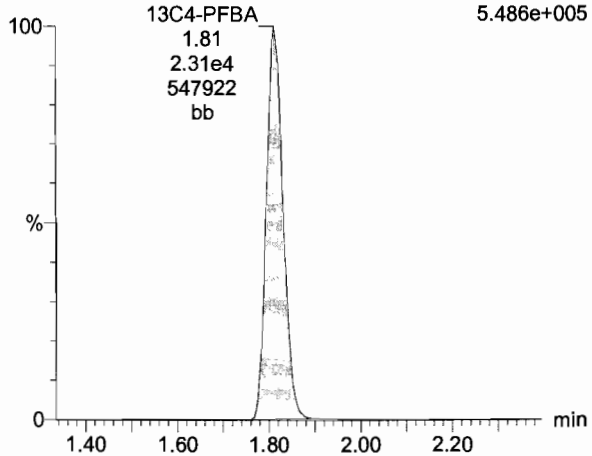

13C5-PFHxA

171205G3_05 Smooth(Mn,1x2) F3:MRM of 9 channels,ES- 318 > 272.9 1.147e+006

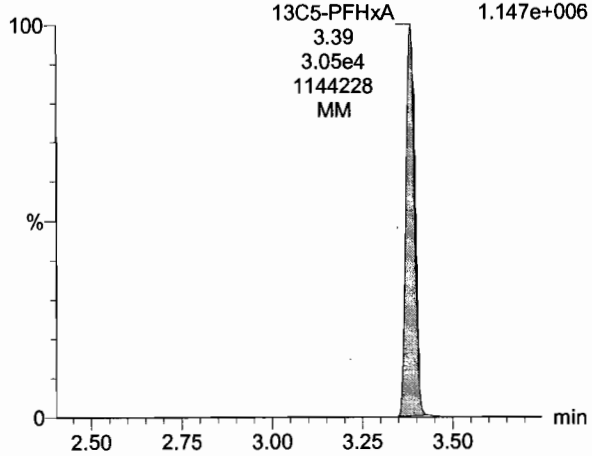

13C8-PFOS

171205G3_05 Smooth(Mn,1x2) F5:MRM of 14 channels,ES- 507.0 > 79.9 2.223e+005

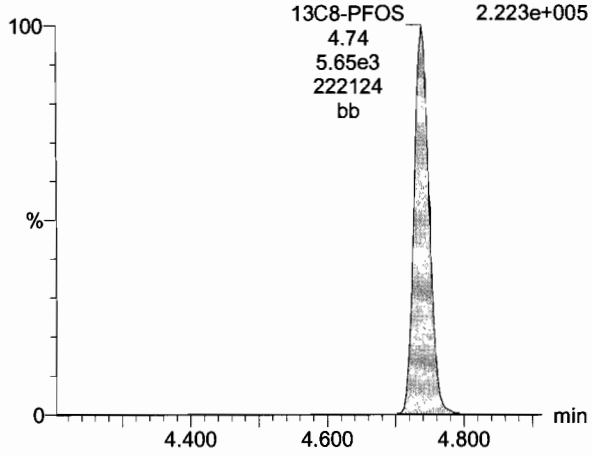

13C3-PFHxS

171205G3_05 Smooth(Mn,1x2) F4:MRM of 7 channels,ES- 401.9 > 79.9 4.668e+005

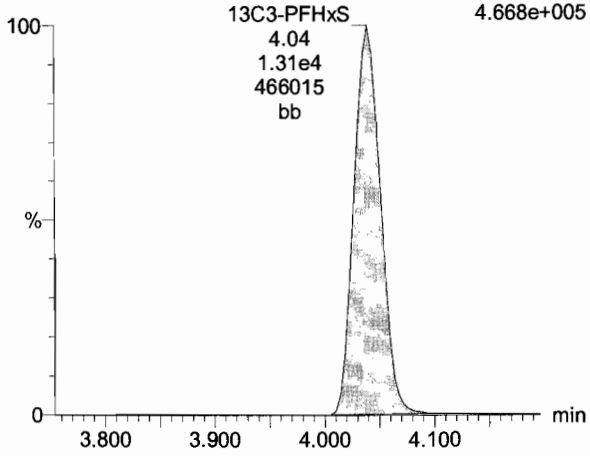

13C8-PFOA

171205G3_05 Smooth(Mn,1x2) F5:MRM of 14 channels,ES- 421.3 > 376 1.999e+005

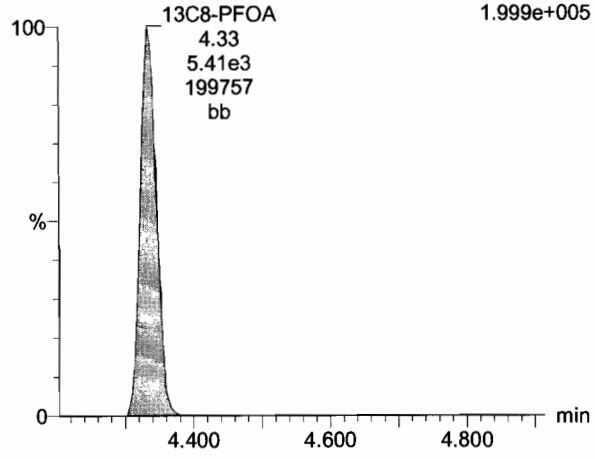

Dataset: U:\G1.PRO\Results\2017\171205G3\171205G3-CRV.qld

Last Altered: Wednesday, December 06, 2017 09:56:08 Pacific Standard Time
Printed: Wednesday, December 06, 2017 09:58:10 Pacific Standard Time

Name: 171205G3_05, Date: 05-Dec-2017, Time: 14:17:15, ID: ST171205G3-1 PFC CS-2 17K2806, Description: PFC CS-2 17K2806

13C9-PFNA

171205G3_05 Smooth(Mn,1x2) F5:MRM of 14 channels,ES- 472.2 > 426.9 2.572e+005

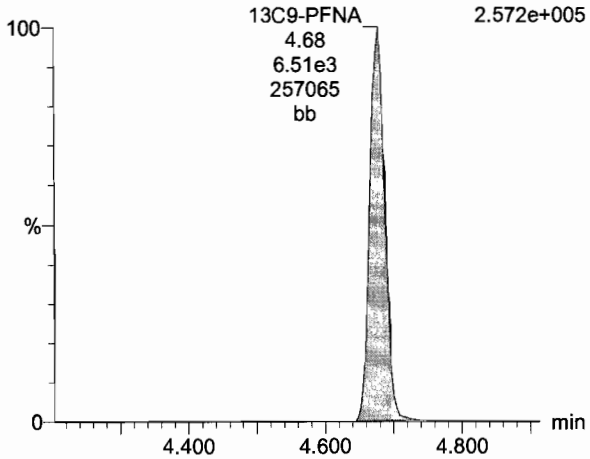

13C4-PFOS

171205G3_05 Smooth(Mn,1x2) F5:MRM of 14 channels,ES- 503.0 > 79.9 2.338e+005

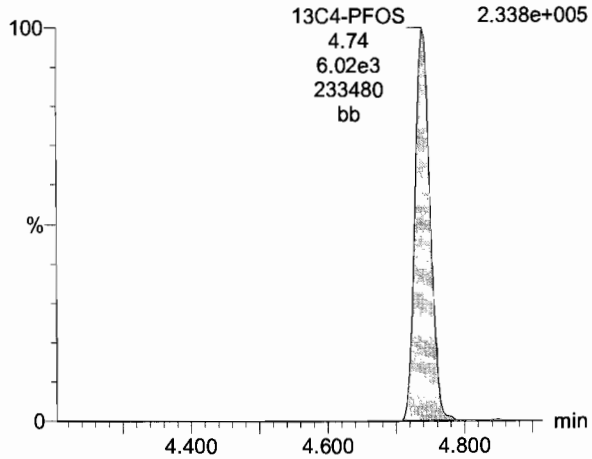

Dataset: U:\G1.PRO\Results\2017\171205G3\171205G3-CRV.qld

Last Altered: Wednesday, December 06, 2017 09:56:08 Pacific Standard Time
Printed: Wednesday, December 06, 2017 09:58:10 Pacific Standard Time

Name: 171205G3_06, Date: 05-Dec-2017, Time: 14:29:44, ID: ST171205G3-2 PFC CS-1 17K2807, Description: PFC CS-1 17K2807

PFBA

171205G3_06 Smooth(Mn,1x2) F2:MRM of 3 channels,ES-
212.9 > 168.9
1.608e+004

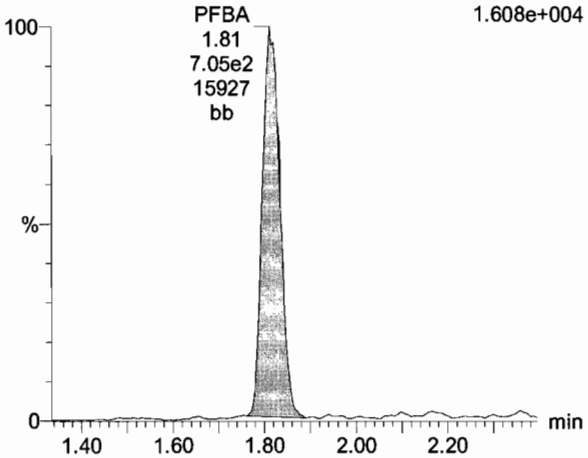

PFPeA

171205G3_06 Smooth(Mn,1x2) F3:MRM of 9 channels,ES-
263.0 > 218.8
1.873e+004

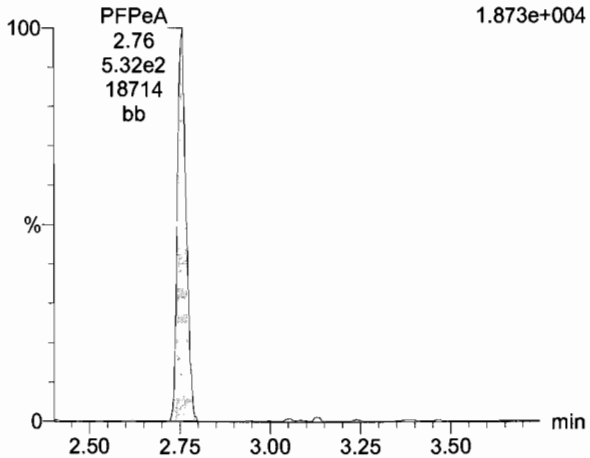

PFBS

171205G3_06 Smooth(Mn,1x2) F3:MRM of 9 channels,ES-
299.0 > 79.7
1.583e+004

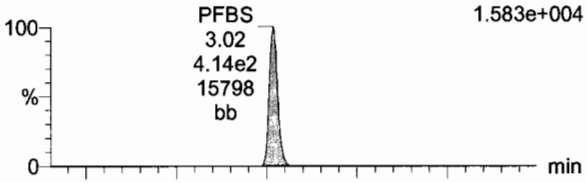

171205G3_06 Smooth(Mn,1x2) F3:MRM of 9 channels,ES-
299 > 98.7
6.936e+003

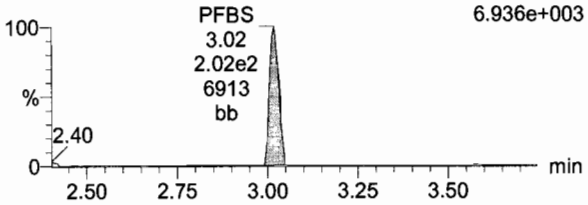

13C3-PFBA

171205G3_06 Smooth(Mn,1x2) F2:MRM of 3 channels,ES-
215.9 > 171.8
7.901e+005

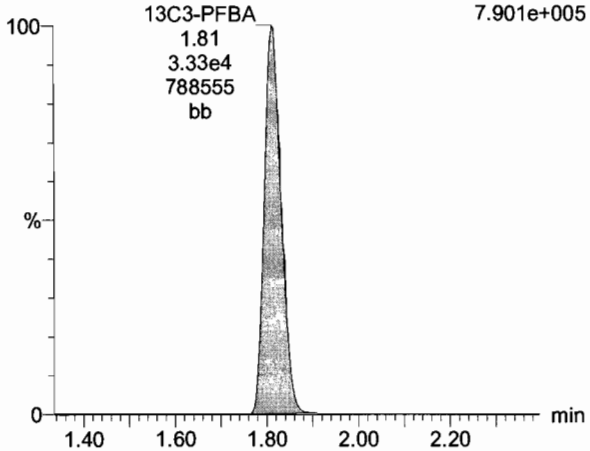

13C3-PFPeA

171205G3_06 Smooth(Mn,1x2) F3:MRM of 9 channels,ES-
266.0 > 221.8
4.100e+005

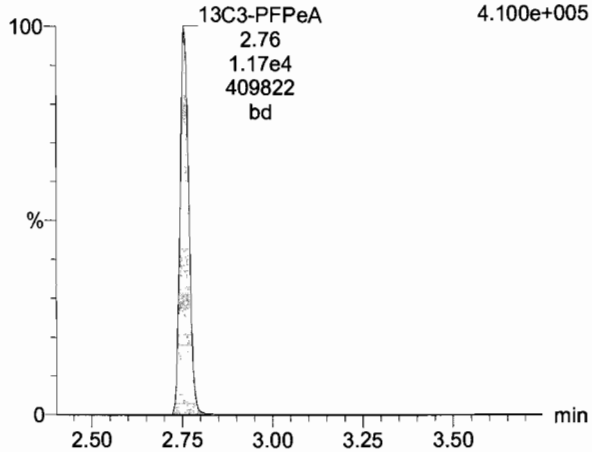

13C3-PFBS

171205G3_06 Smooth(Mn,1x2) F3:MRM of 9 channels,ES-
302.0 > 98.8
2.462e+005

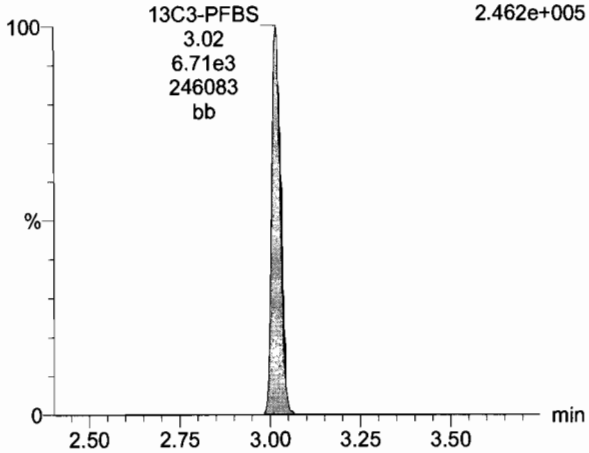

Dataset: U:\G1.PRO\Results\2017\171205G3\171205G3-CRV.qld

Last Altered: Wednesday, December 06, 2017 09:56:08 Pacific Standard Time
Printed: Wednesday, December 06, 2017 09:58:10 Pacific Standard Time

Name: 171205G3_06, Date: 05-Dec-2017, Time: 14:29:44, ID: ST171205G3-2 PFC CS-1 17K2807, Description: PFC CS-1 17K2807

PFHxA

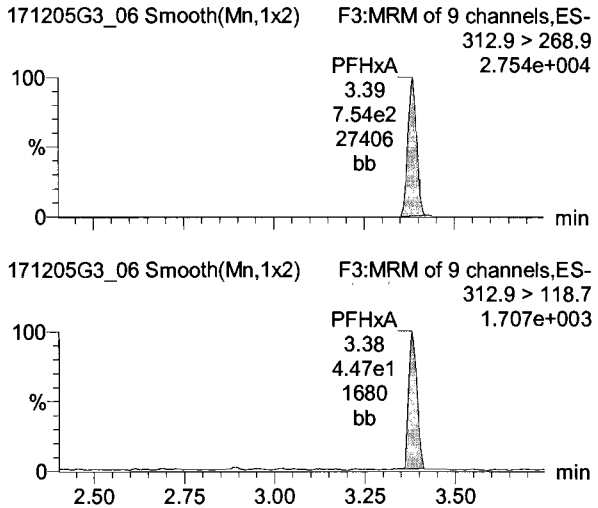

PFHpA

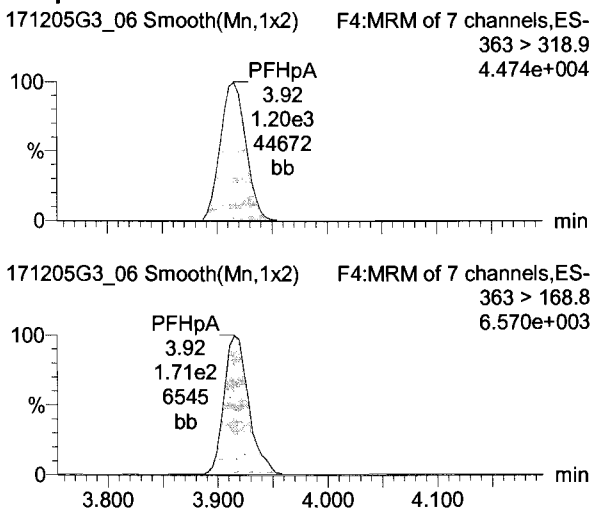

Total PFHxS

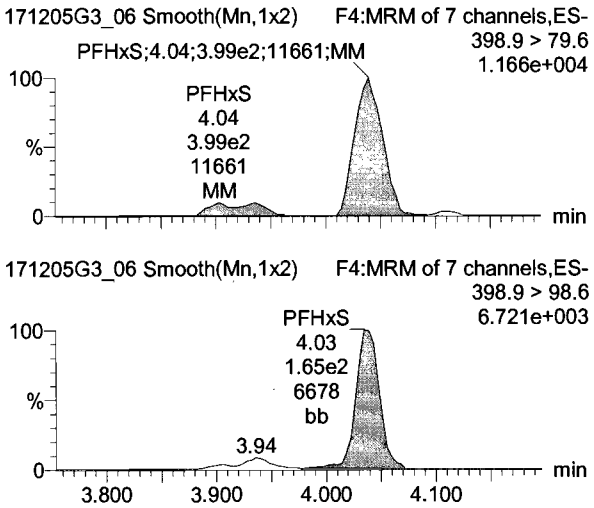

13C2-PFHxA

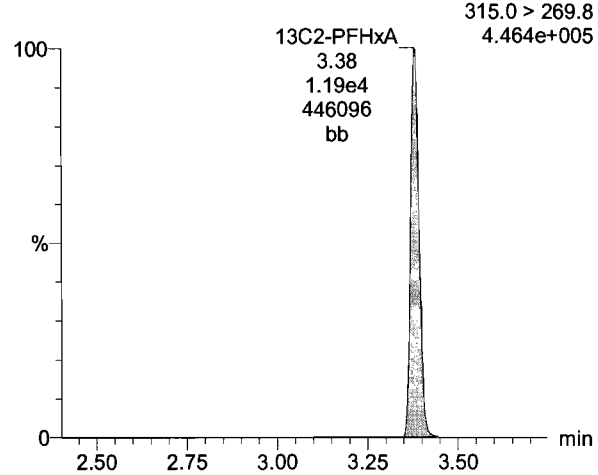

13C4-PFHpA

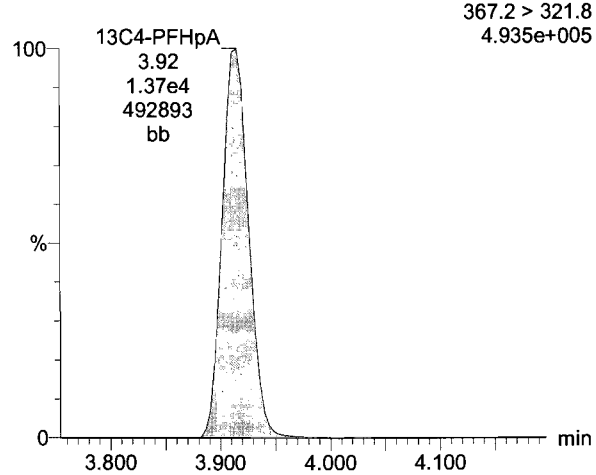

18O2-PFHxS

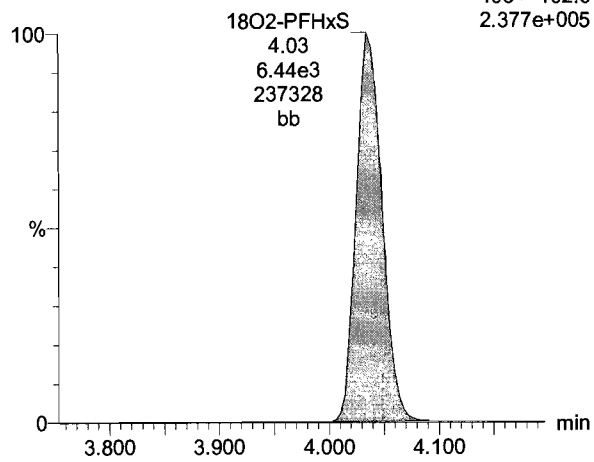

Dataset: U:\G1.PRO\Results\2017\171205G3\171205G3-CRV.qld

Last Altered: Wednesday, December 06, 2017 09:56:08 Pacific Standard Time
Printed: Wednesday, December 06, 2017 09:58:10 Pacific Standard Time

Name: 171205G3_06, Date: 05-Dec-2017, Time: 14:29:44, ID: ST171205G3-2 PFC CS-1 17K2807, Description: PFC CS-1 17K2807

Total PFOA

171205G3_06 Smooth(Mn,1x2) F5:MRM of 14 channels,ES- 413.0 > 368.7 6.279e+004

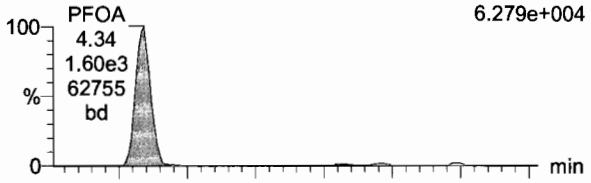

171205G3_06 Smooth(Mn,1x2) F5:MRM of 14 channels,ES- 413.0 > 168.8 1.791e+004

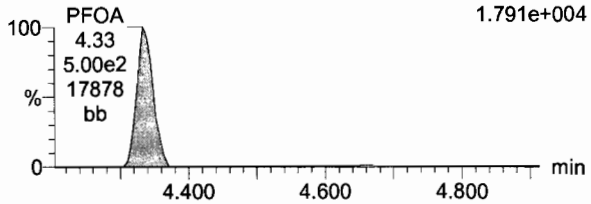

PFNA

171205G3_06 Smooth(Mn,1x2) F5:MRM of 14 channels,ES- 463.0 > 418.8 1.701e+004

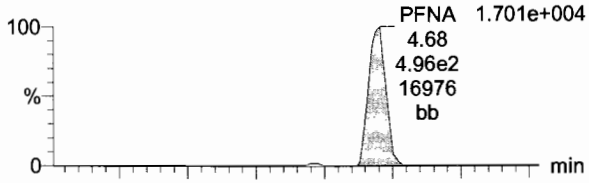

171205G3_06 Smooth(Mn,1x2) F5:MRM of 14 channels,ES- 463.0 > 219.0 3.147e+003

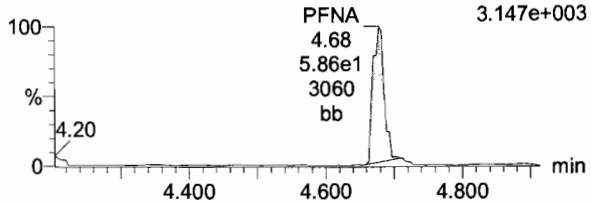

Total PFOS

171205G3_06 Smooth(Mn,1x2) F5:MRM of 14 channels,ES- 499.0 > 79.9 8.101e+003

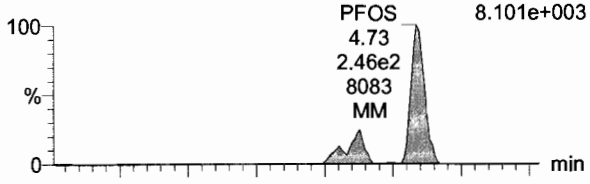

171205G3_06 Smooth(Mn,1x2) F5:MRM of 14 channels,ES- 499 > 98.8 5.364e+003

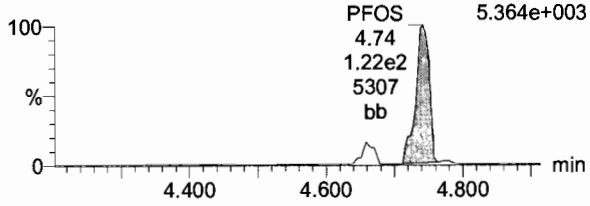

13C2-PFOA

171205G3_06 Smooth(Mn,1x2) F5:MRM of 14 channels,ES- 414.9 > 369.7 1.069e+006

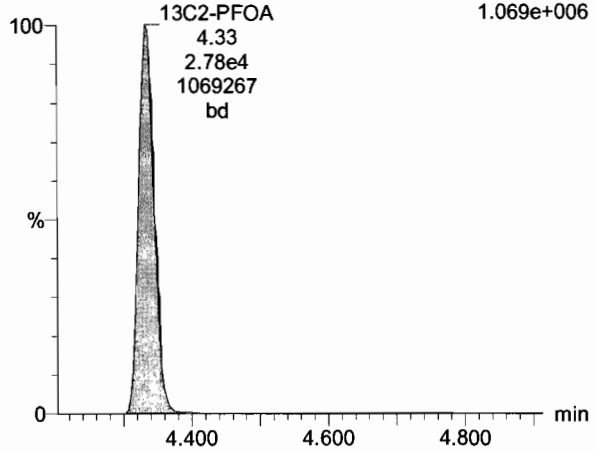

13C5-PFNA

171205G3_06 Smooth(Mn,1x2) F5:MRM of 14 channels,ES- 468.2 > 422.9 2.441e+005

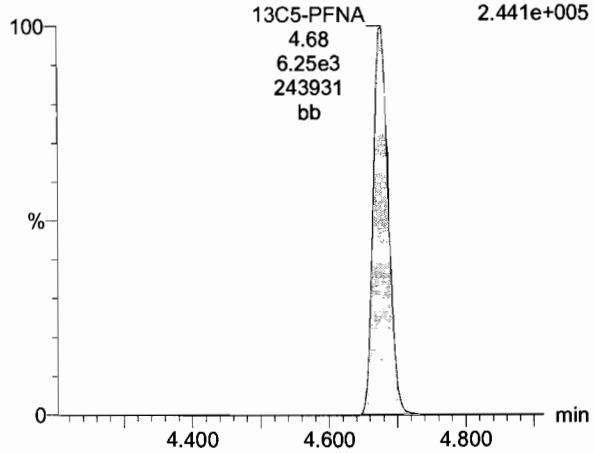

13C8-PFOS

171205G3_06 Smooth(Mn,1x2) F5:MRM of 14 channels,ES- 507.0 > 79.9 2.308e+005

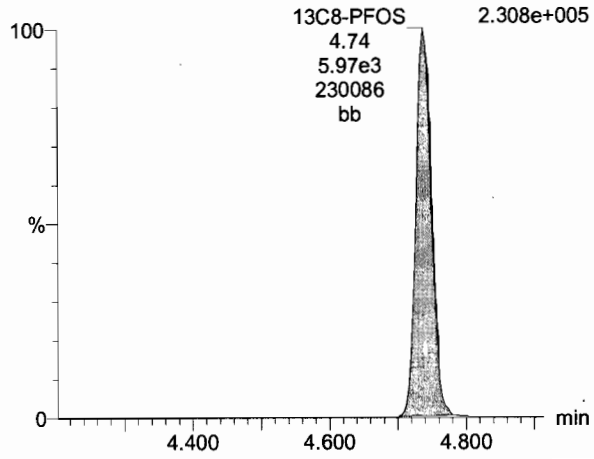

Dataset: U:\G1.PRO\Results\2017\171205G3\171205G3-CRV.qld

Last Altered: Wednesday, December 06, 2017 09:56:08 Pacific Standard Time
Printed: Wednesday, December 06, 2017 09:58:10 Pacific Standard Time

Name: 171205G3_06, Date: 05-Dec-2017, Time: 14:29:44, ID: ST171205G3-2 PFC CS-1 17K2807, Description: PFC CS-1 17K2807

TCDA

171205G3_06 Smooth(Mn,1x2) F5:MRM of 14 channels,ES- 498.10 > 106.8 4.540e+001

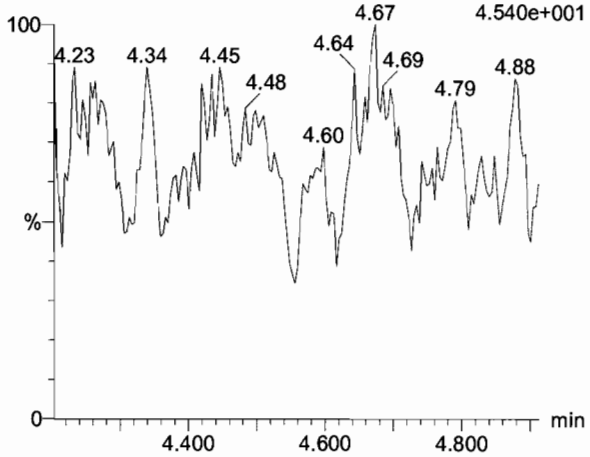

13C4-PFBA

171205G3_06 Smooth(Mn,1x2) F2:MRM of 3 channels,ES- 216.9 > 171.8 4.824e+005

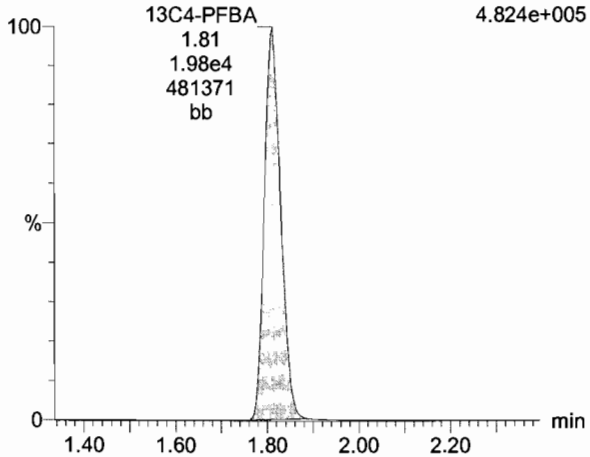

13C5-PFHxA

171205G3_06 Smooth(Mn,1x2) F3:MRM of 9 channels,ES- 318 > 272.9 9.875e+005

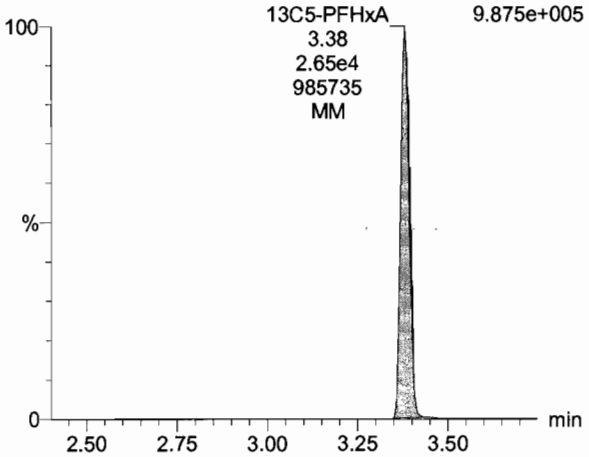

13C8-PFOS

171205G3_06 Smooth(Mn,1x2) F5:MRM of 14 channels,ES- 507.0 > 79.9 2.308e+005

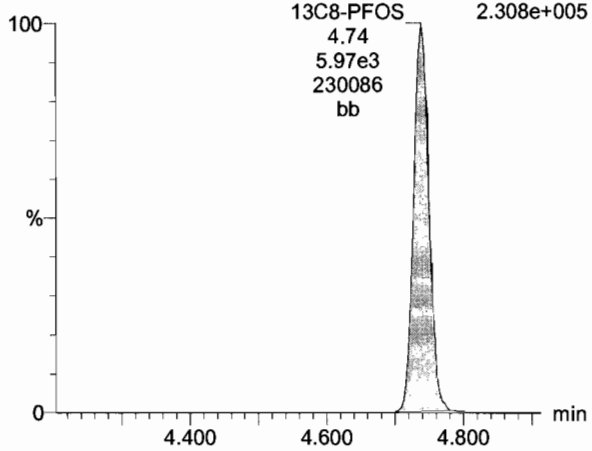

13C3-PFHxS

171205G3_06 Smooth(Mn,1x2) F4:MRM of 7 channels,ES- 401.9 > 79.9 4.601e+005

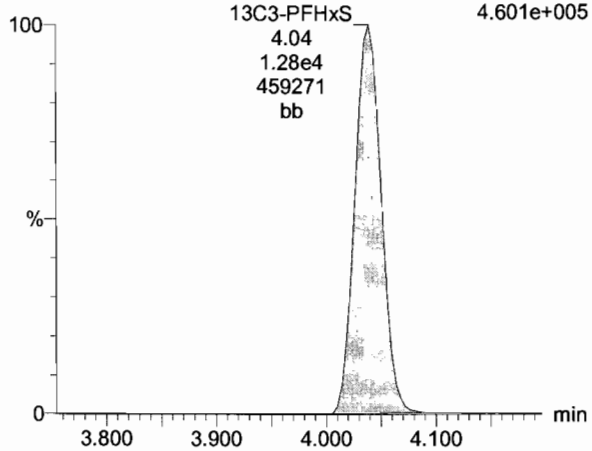

13C8-PFOA

171205G3_06 Smooth(Mn,1x2) F5:MRM of 14 channels,ES- 421.3 > 376 2.211e+005

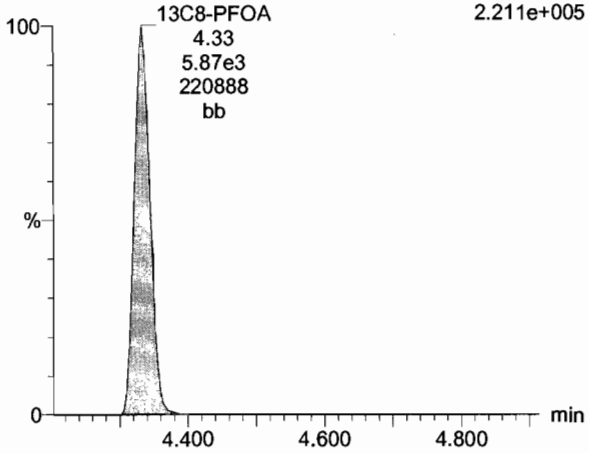

Dataset: U:\G1.PRO\Results\2017\171205G3\171205G3-CRV.qld

Last Altered: Wednesday, December 06, 2017 09:56:08 Pacific Standard Time
Printed: Wednesday, December 06, 2017 09:58:10 Pacific Standard Time

Name: 171205G3_06, Date: 05-Dec-2017, Time: 14:29:44, ID: ST171205G3-2 PFC CS-1 17K2807, Description: PFC CS-1 17K2807

13C9-PFNA

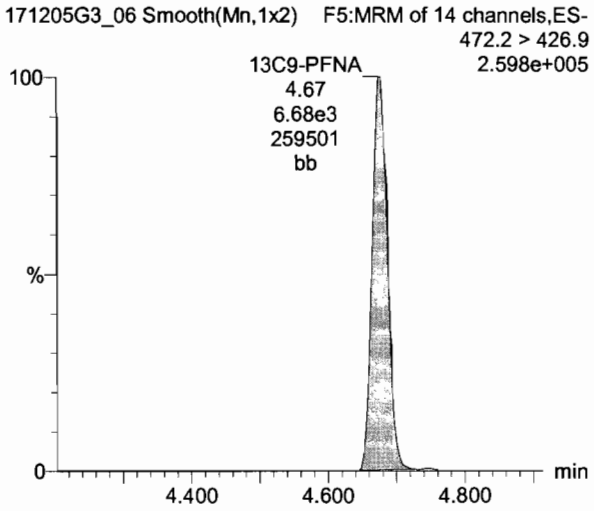

13C4-PFOS

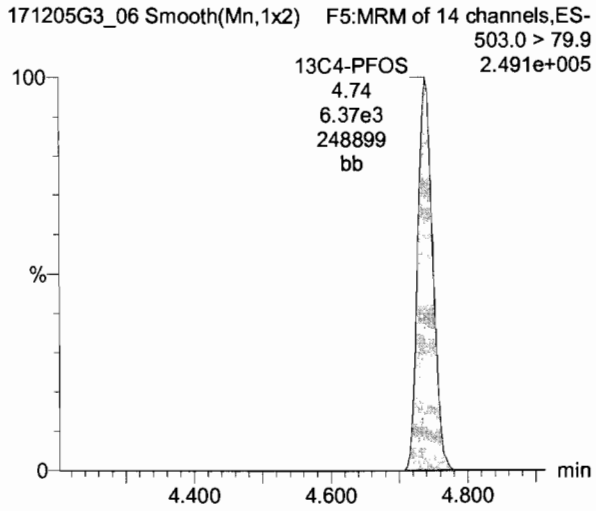

Dataset: U:\G1.PRO\Results\2017\171205G3\171205G3-CRV.qld

Last Altered: Wednesday, December 06, 2017 09:56:08 Pacific Standard Time
Printed: Wednesday, December 06, 2017 09:58:10 Pacific Standard Time

Name: 171205G3_07, Date: 05-Dec-2017, Time: 14:42:17, ID: ST171205G3-3 PFC CS0 17K2808, Description: PFC CS0 17K2808

PFBA

171205G3_07 Smooth(Mn,1x2) F2:MRM of 3 channels,ES-
212.9 > 168.9
4.000e+004

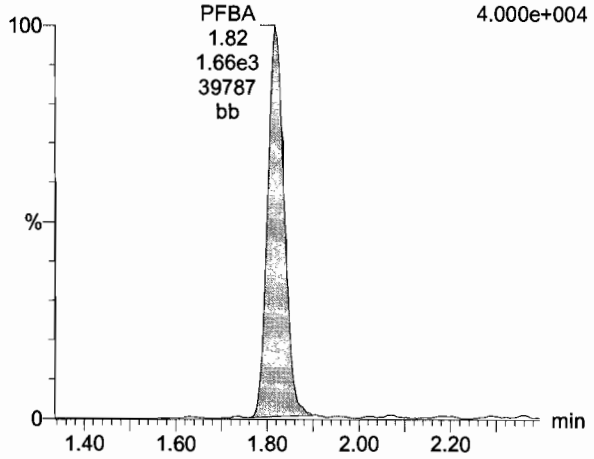

PFPeA

171205G3_07 Smooth(Mn,1x2) F3:MRM of 9 channels,ES-
263.0 > 218.8
4.545e+004

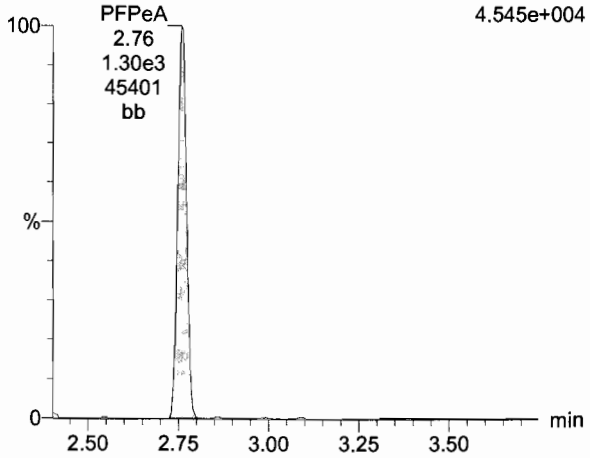

PFBS

171205G3_07 Smooth(Mn,1x2) F3:MRM of 9 channels,ES-
299.0 > 79.7
3.219e+004

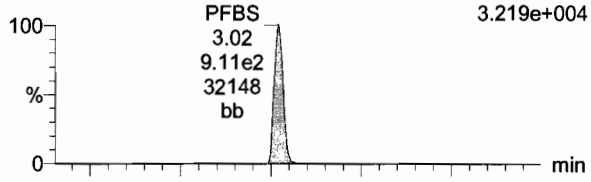

171205G3_07 Smooth(Mn,1x2) F3:MRM of 9 channels,ES-
299 > 98.7
2.344e+004

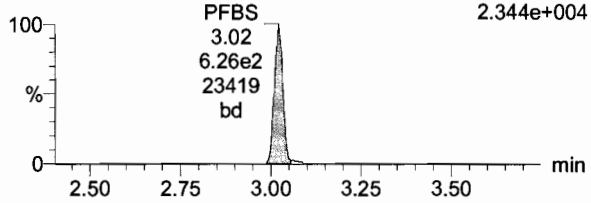

13C3-PFBA

171205G3_07 Smooth(Mn,1x2) F2:MRM of 3 channels,ES-
215.9 > 171.8
8.339e+005

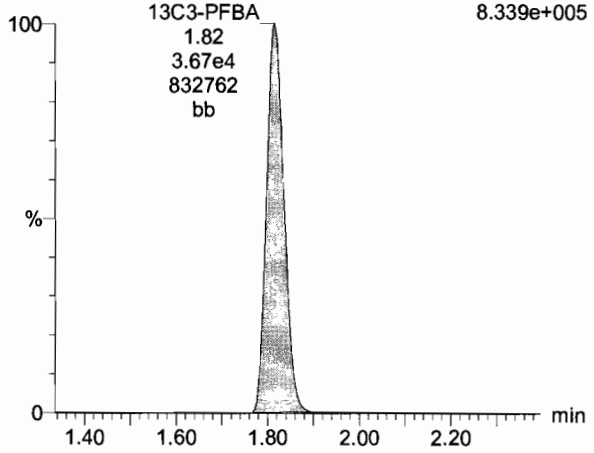

13C3-PFPeA

171205G3_07 Smooth(Mn,1x2) F3:MRM of 9 channels,ES-
266.0 > 221.8
4.690e+005

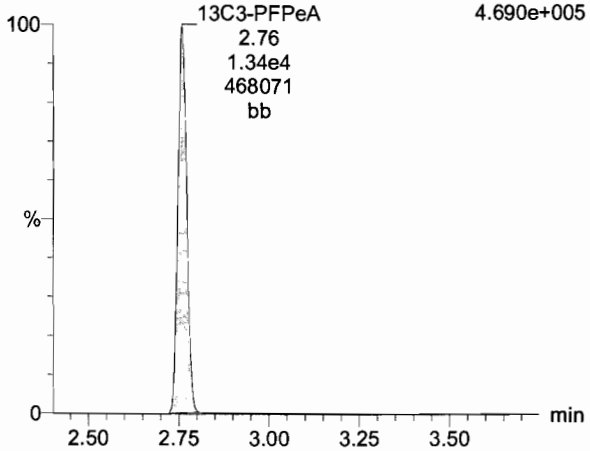

13C3-PFBS

171205G3_07 Smooth(Mn,1x2) F3:MRM of 9 channels,ES-
302.0 > 98.8
2.386e+005

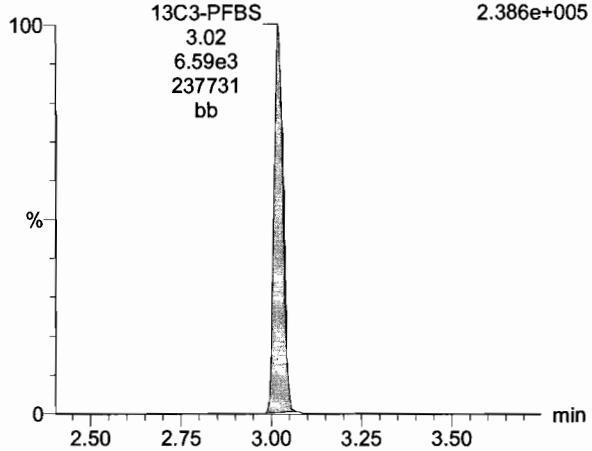

Dataset: U:\G1.PRO\Results\2017\171205G3\171205G3-CRV.qld

Last Altered: Wednesday, December 06, 2017 09:56:08 Pacific Standard Time
Printed: Wednesday, December 06, 2017 09:58:10 Pacific Standard Time

Name: 171205G3_07, Date: 05-Dec-2017, Time: 14:42:17, ID: ST171205G3-3 PFC CS0 17K2808, Description: PFC CS0 17K2808

PFHxA

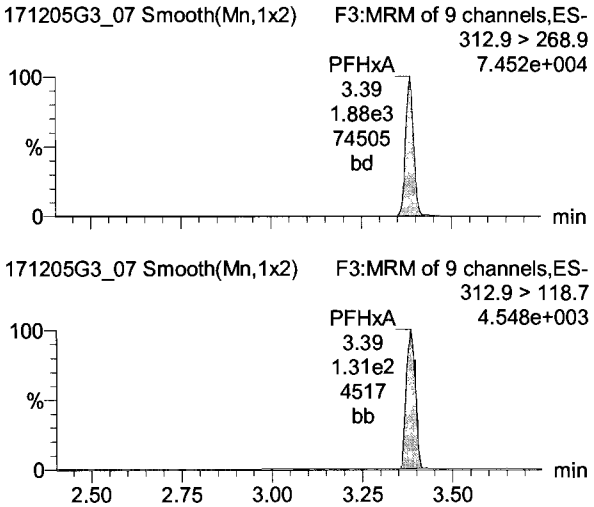

PFHpA

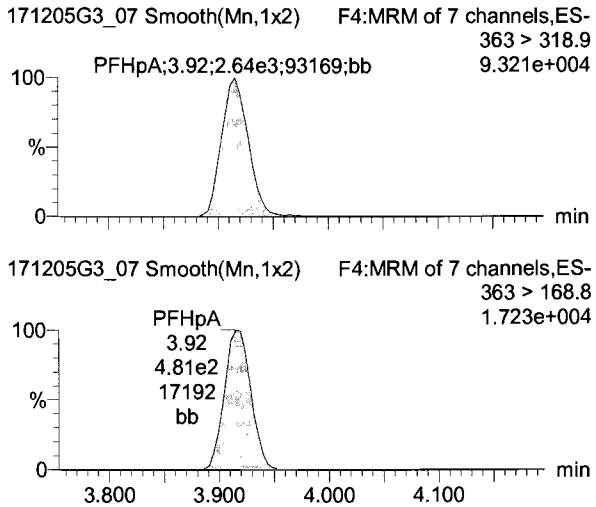

Total PFHxS

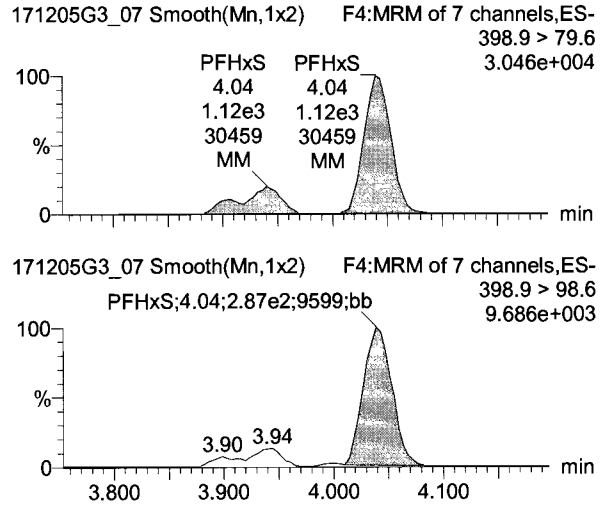

13C2-PFHxA

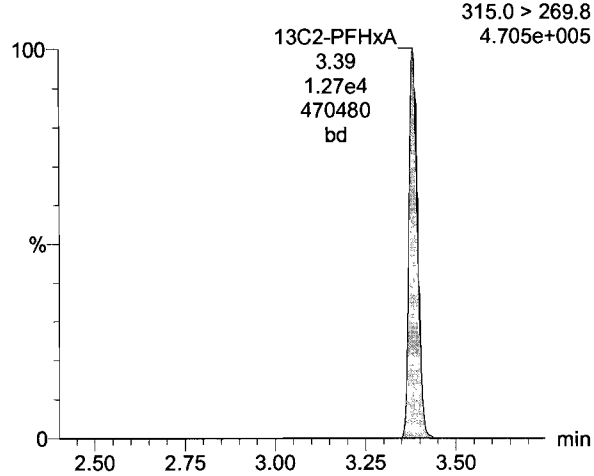

13C4-PFHpA

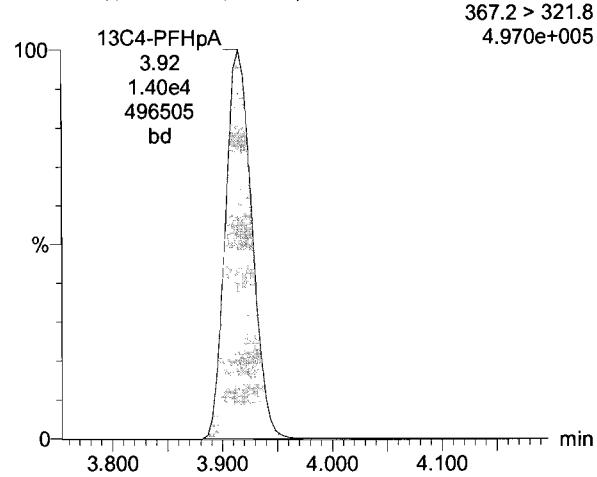

18O2-PFHxS

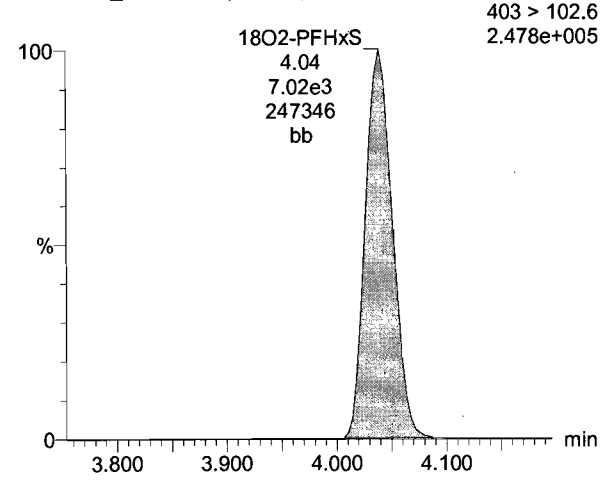

Dataset: U:\G1.PRO\Results\2017\171205G3\171205G3-CRV.qld

Last Altered: Wednesday, December 06, 2017 09:56:08 Pacific Standard Time
Printed: Wednesday, December 06, 2017 09:58:10 Pacific Standard Time

Name: 171205G3_07, Date: 05-Dec-2017, Time: 14:42:17, ID: ST171205G3-3 PFC CS0 17K2808, Description: PFC CS0 17K2808

Total PFOA

171205G3_07 Smooth(Mn,1x2) F5:MRM of 14 channels,ES- 413.0 > 368.7 1.128e+005



171205G3_07 Smooth(Mn,1x2) F5:MRM of 14 channels,ES- 413.0 > 168.8 4.298e+004

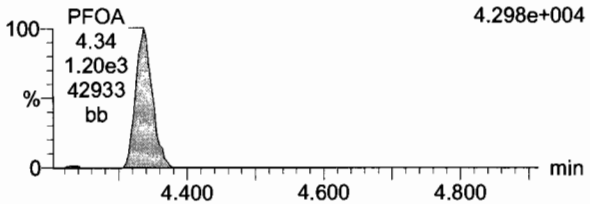

PFNA

171205G3_07 Smooth(Mn,1x2) F5:MRM of 14 channels,ES- 463.0 > 418.8 5.727e+004

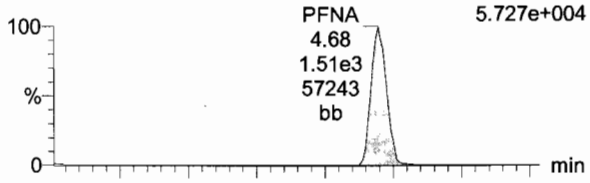

171205G3_07 Smooth(Mn,1x2) F5:MRM of 14 channels,ES- 463.0 > 219.0 5.667e+003

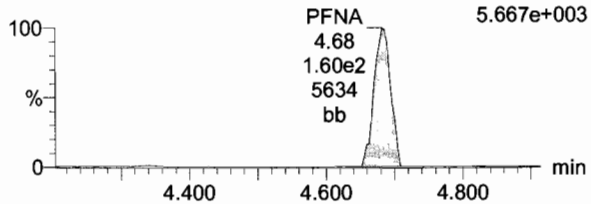

Total PFOS

171205G3_07 Smooth(Mn,1x2) F5:MRM of 14 channels,ES- 499.0 > 79.9 1.072e+004

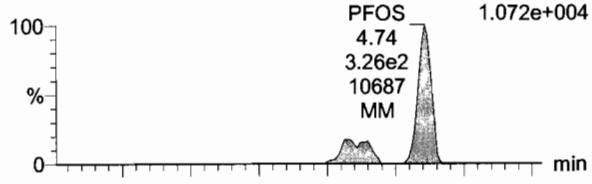

171205G3_07 Smooth(Mn,1x2) F5:MRM of 14 channels,ES- 499 > 98.8 9.807e+003

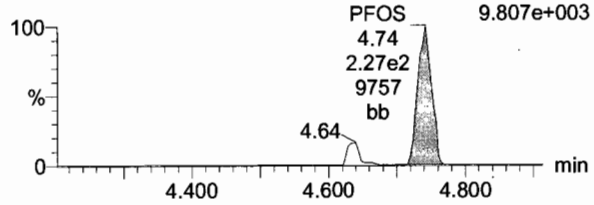

13C2-PFOA

171205G3_07 Smooth(Mn,1x2) F5:MRM of 14 channels,ES- 414.9 > 369.7 1.320e+006

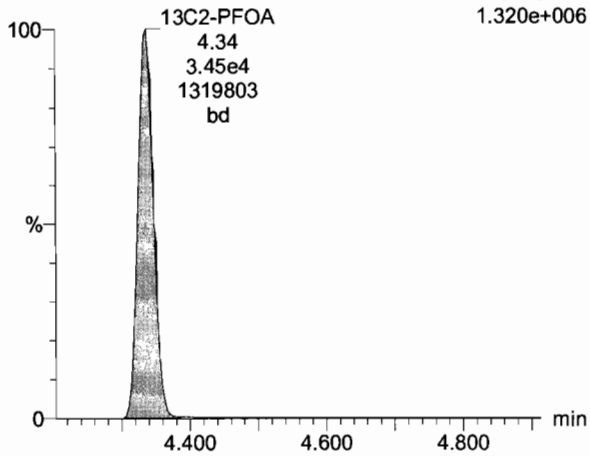

13C5-PFNA

171205G3_07 Smooth(Mn,1x2) F5:MRM of 14 channels,ES- 468.2 > 422.9 2.751e+005

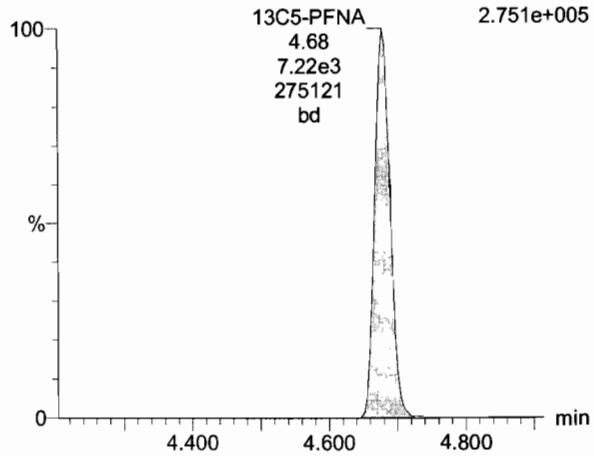

13C8-PFOS

171205G3_07 Smooth(Mn,1x2) F5:MRM of 14 channels,ES- 507.0 > 79.9 1.691e+005

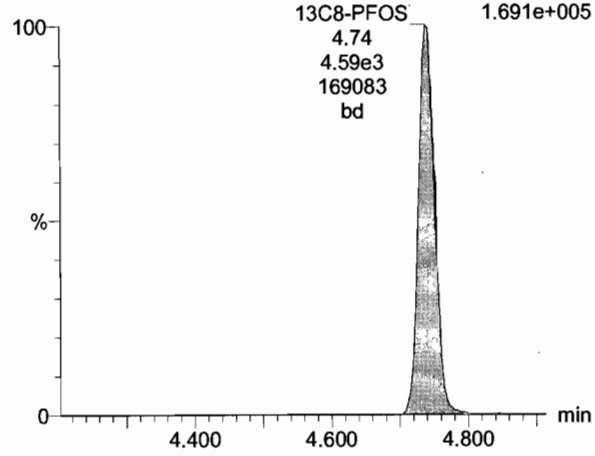

Dataset: U:\G1.PRO\Results\2017\171205G3\171205G3-CRV.qld

Last Altered: Wednesday, December 06, 2017 09:56:08 Pacific Standard Time
Printed: Wednesday, December 06, 2017 09:58:10 Pacific Standard Time

Name: 171205G3_07, Date: 05-Dec-2017, Time: 14:42:17, ID: ST171205G3-3 PFC CS0 17K2808, Description: PFC CS0 17K2808

TCDA

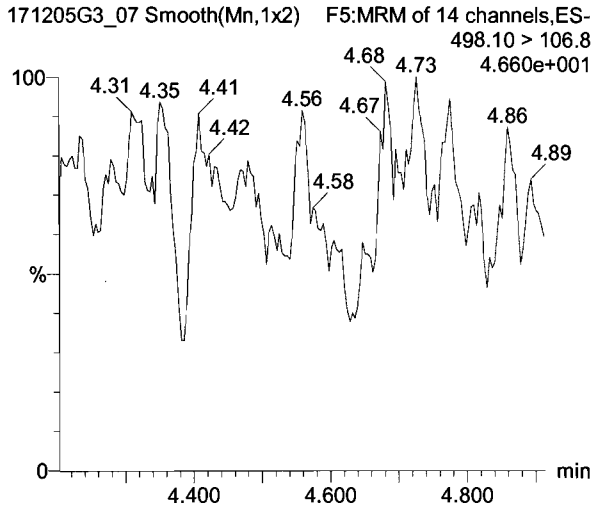

13C4-PFBA

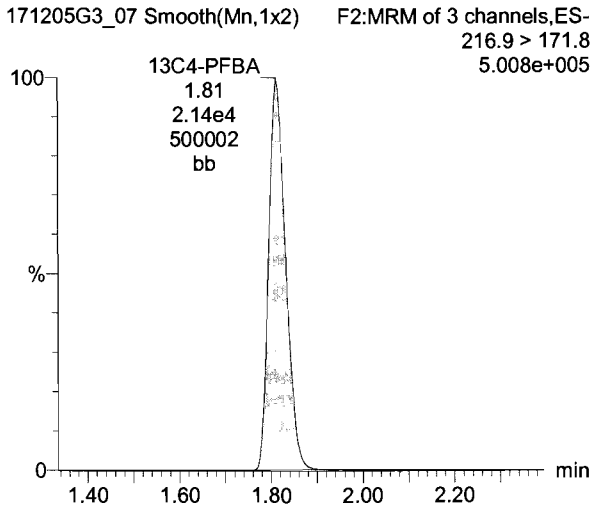

13C5-PFHxA

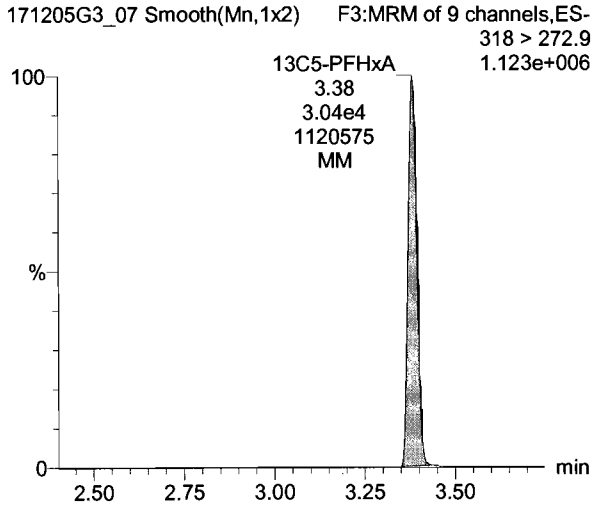

13C8-PFOS

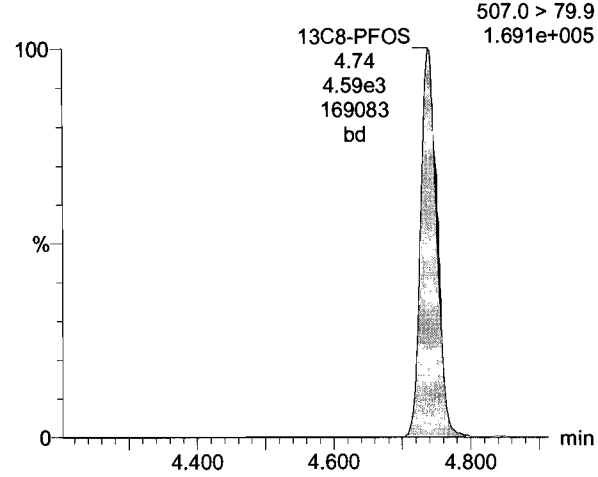

13C3-PFHxS

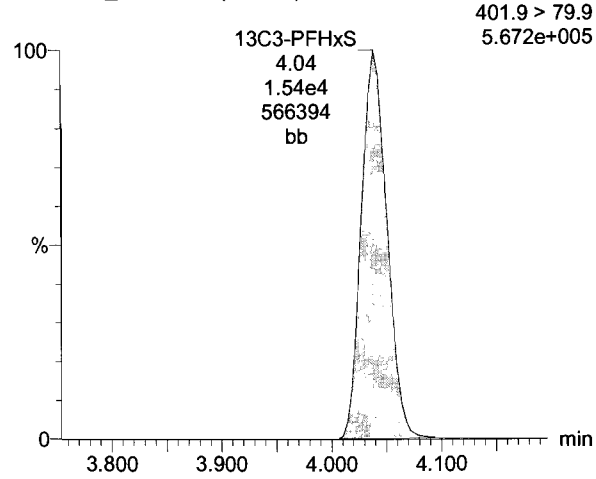

13C8-PFOA

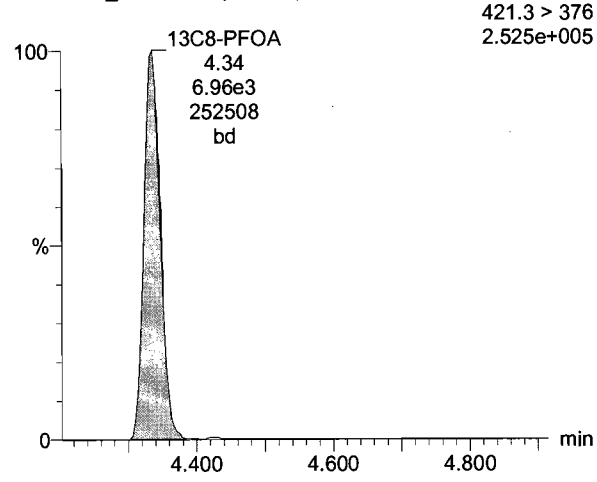

Dataset: U:\G1.PRO\Results\2017\171205G3\171205G3-CRV.qld

Last Altered: Wednesday, December 06, 2017 09:56:08 Pacific Standard Time
Printed: Wednesday, December 06, 2017 09:58:10 Pacific Standard Time

Name: 171205G3_07, Date: 05-Dec-2017, Time: 14:42:17, ID: ST171205G3-3 PFC CS0 17K2808, Description: PFC CS0 17K2808

13C9-PFNA

171205G3_07 Smooth(Mn,1x2) F5:MRM of 14 channels,ES-
472.2 > 426.9
2.792e+005

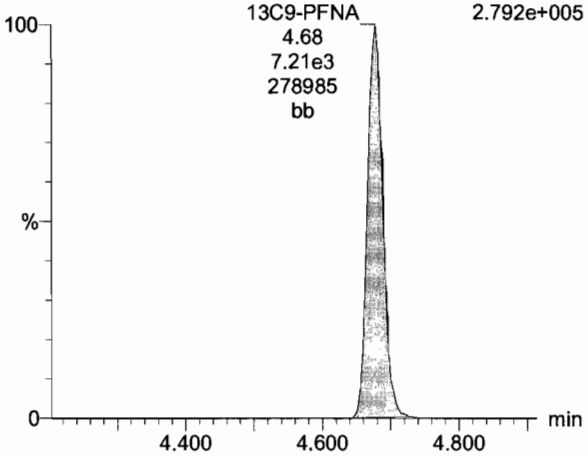

13C4-PFOS

171205G3_07 Smooth(Mn,1x2) F5:MRM of 14 channels,ES-
503.0 > 79.9
1.768e+005

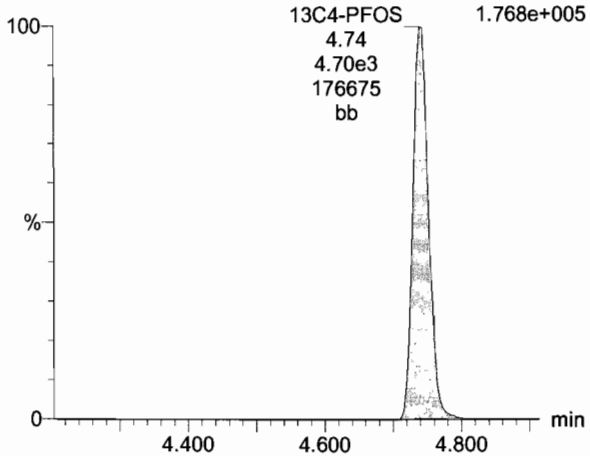

Dataset: U:\G1.PRO\Results\2017\171205G3\171205G3-CRV.qld

Last Altered: Wednesday, December 06, 2017 09:56:08 Pacific Standard Time
Printed: Wednesday, December 06, 2017 09:58:10 Pacific Standard Time

Name: 171205G3_08, Date: 05-Dec-2017, Time: 14:54:51, ID: ST171205G3-4 PFC CS1 17K2814, Description: PFC CS1 17K2814

PFBA

171205G3_08 Smooth(Mn,1x2) F2:MRM of 3 channels,ES-
212.9 > 168.9
6.772e+004

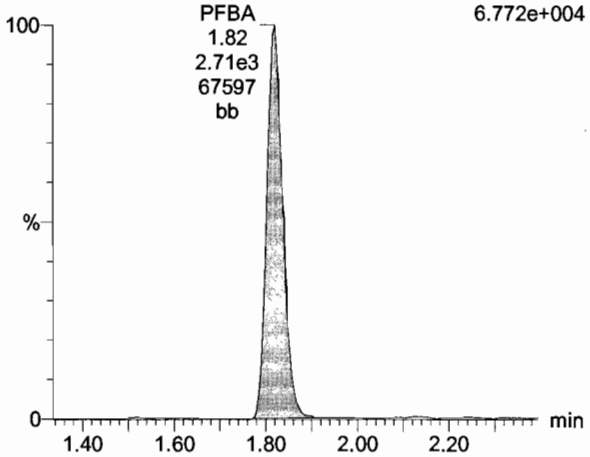

PFPeA

171205G3_08 Smooth(Mn,1x2) F3:MRM of 9 channels,ES-
263.0 > 218.8
6.892e+004

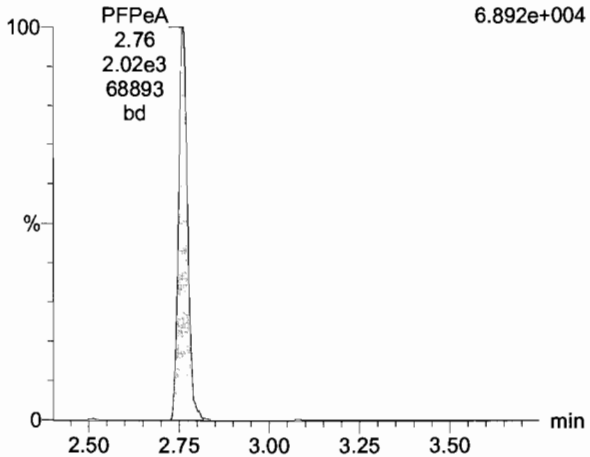

PFBS

171205G3_08 Smooth(Mn,1x2) F3:MRM of 9 channels,ES-
299.0 > 79.7
6.201e+004

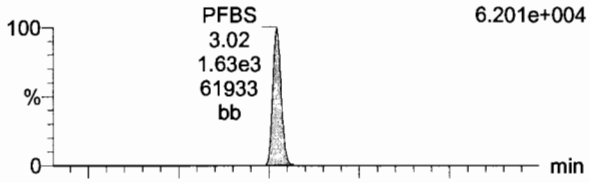

171205G3_08 Smooth(Mn,1x2) F3:MRM of 9 channels,ES-
299 > 98.7
3.396e+004

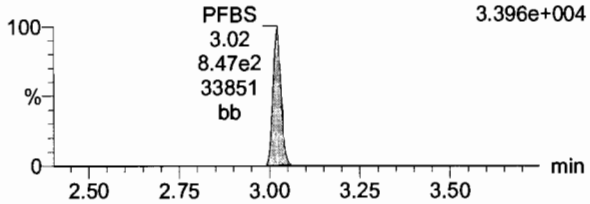

13C3-PFBA

171205G3_08 Smooth(Mn,1x2) F2:MRM of 3 channels,ES-
215.9 > 171.8
6.913e+005

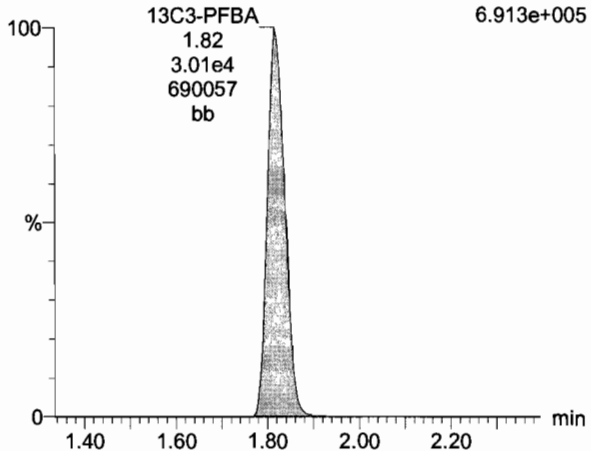

13C3-PFPeA

171205G3_08 Smooth(Mn,1x2) F3:MRM of 9 channels,ES-
266.0 > 221.8
4.138e+005

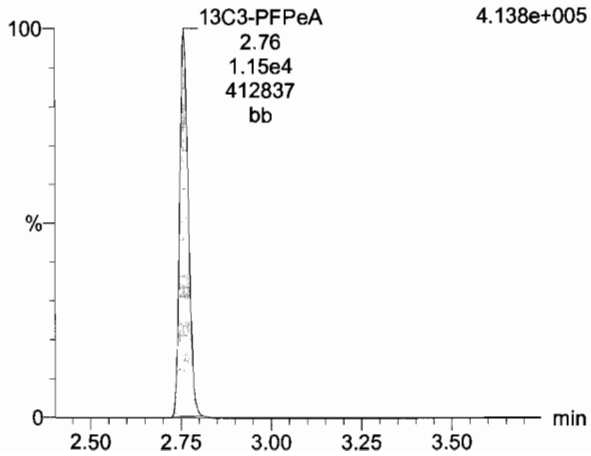

13C3-PFBS

171205G3_08 Smooth(Mn,1x2) F3:MRM of 9 channels,ES-
302.0 > 98.8
2.122e+005

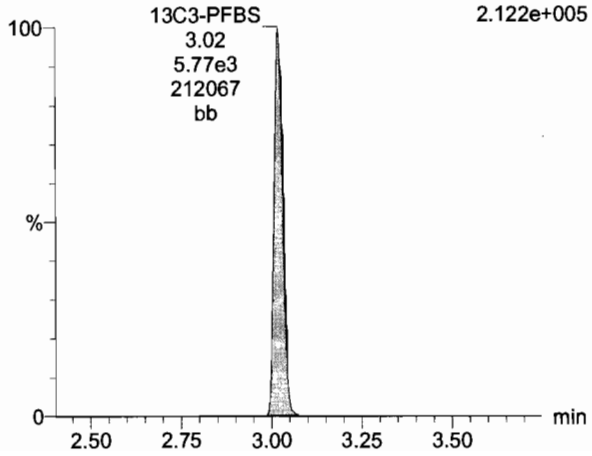

Dataset: U:\G1.PRO\Results\2017\171205G3\171205G3-CRV.qld

Last Altered: Wednesday, December 06, 2017 09:56:08 Pacific Standard Time
Printed: Wednesday, December 06, 2017 09:58:10 Pacific Standard Time

Name: 171205G3_08, Date: 05-Dec-2017, Time: 14:54:51, ID: ST171205G3-4 PFC CS1 17K2814, Description: PFC CS1 17K2814

PFHxA

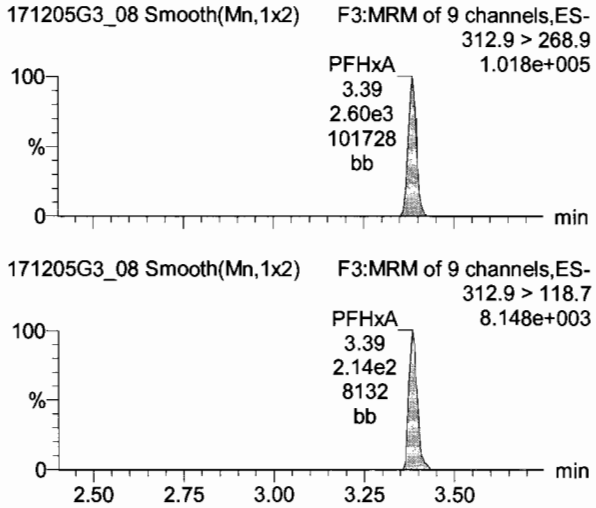

PFHpA

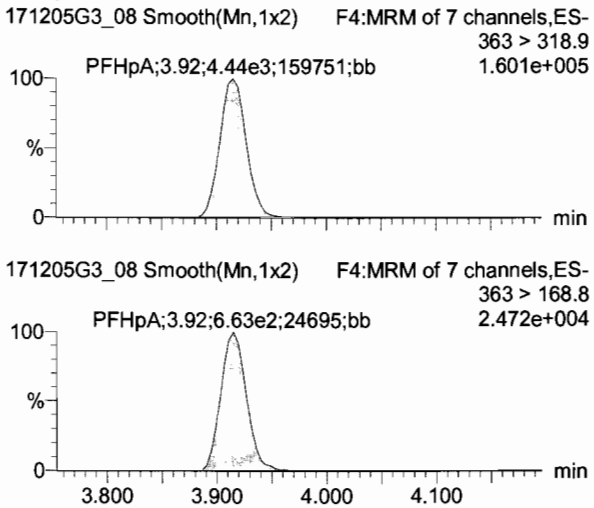

Total PFHxS

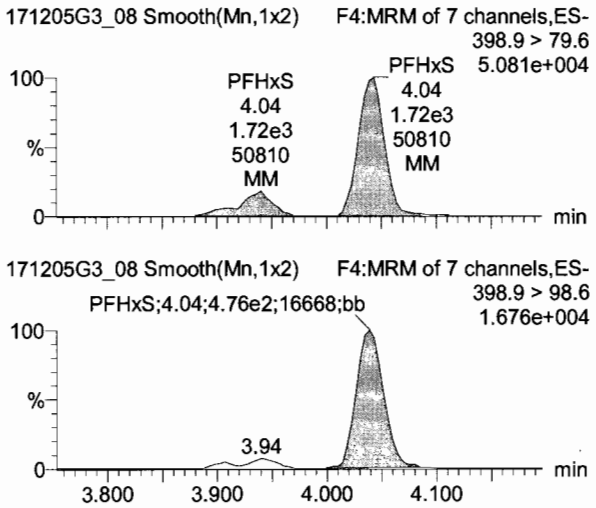

13C2-PFHxA

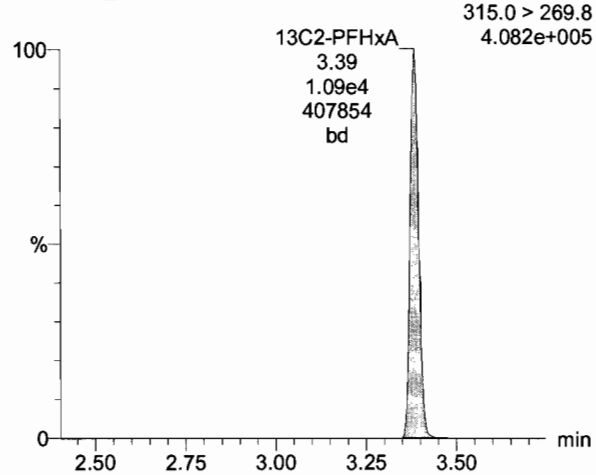

13C4-PFHpA

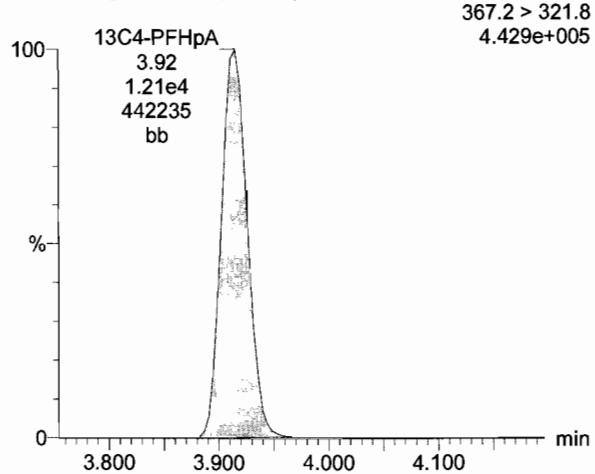

18O2-PFHxS

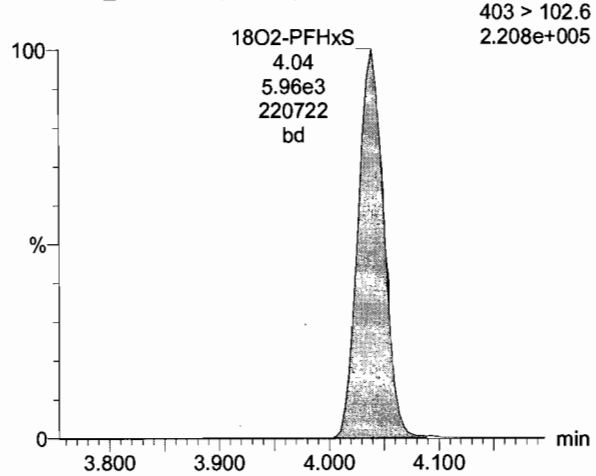

Dataset: U:\G1.PRO\Results\2017\171205G3\171205G3-CRV.qld

Last Altered: Wednesday, December 06, 2017 09:56:08 Pacific Standard Time
Printed: Wednesday, December 06, 2017 09:58:10 Pacific Standard Time

Name: 171205G3_08, Date: 05-Dec-2017, Time: 14:54:51, ID: ST171205G3-4 PFC CS1 17K2814, Description: PFC CS1 17K2814

Total PFOA

171205G3_08 Smooth(Mn,1x2) F5:MRM of 14 channels,ES- 413.0 > 368.7 1.355e+005

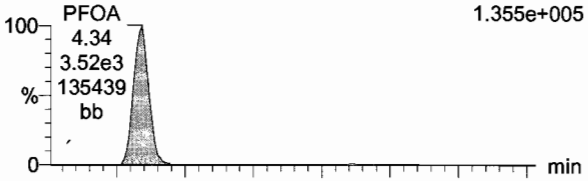

171205G3_08 Smooth(Mn,1x2) F5:MRM of 14 channels,ES- 413.0 > 168.8 4.880e+004

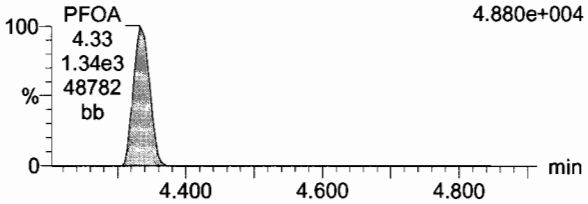

PFNA

171205G3_08 Smooth(Mn,1x2) F5:MRM of 14 channels,ES- 463.0 > 418.8 8.867e+004

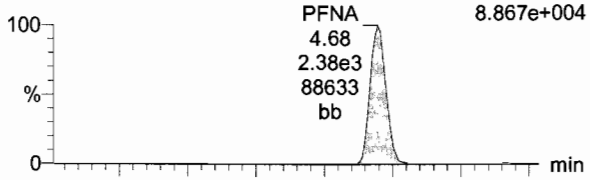

171205G3_08 Smooth(Mn,1x2) F5:MRM of 14 channels,ES- 463.0 > 219.0 1.063e+004

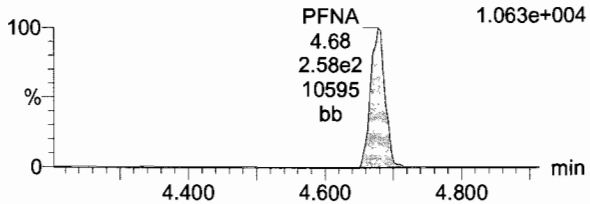

Total PFOS

171205G3_08 Smooth(Mn,1x2) F5:MRM of 14 channels,ES- 499.0 > 79.9 2.224e+004

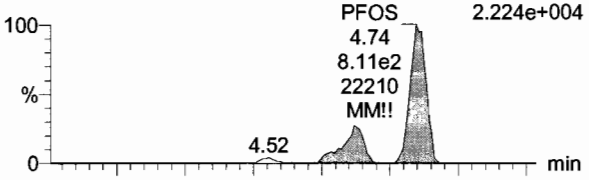

171205G3_08 Smooth(Mn,1x2) F5:MRM of 14 channels,ES- 499 > 98.8 1.286e+004

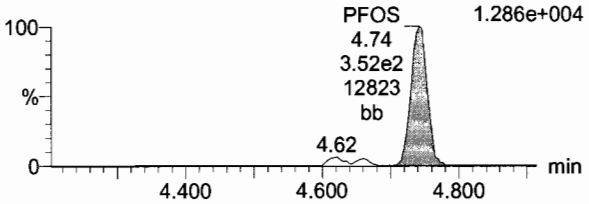

13C2-PFOA

171205G3_08 Smooth(Mn,1x2) F5:MRM of 14 channels,ES- 414.9 > 369.7 9.071e+005

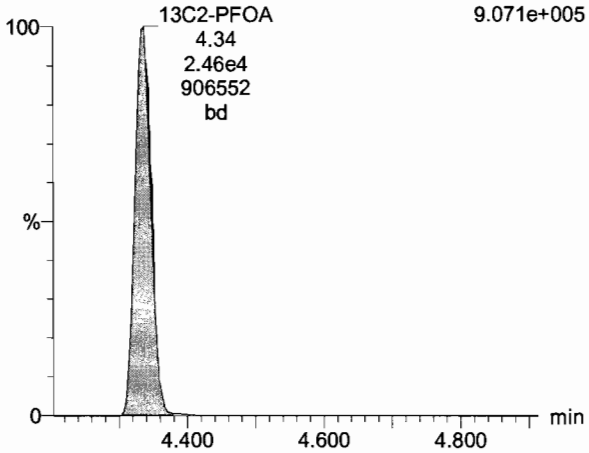

13C5-PFNA

171205G3_08 Smooth(Mn,1x2) F5:MRM of 14 channels,ES- 468.2 > 422.9 2.502e+005

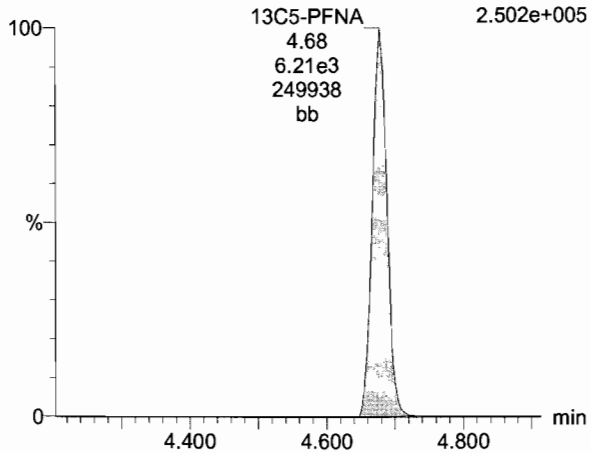

13C8-PFOS

171205G3_08 Smooth(Mn,1x2) F5:MRM of 14 channels,ES- 507.0 > 79.9 2.072e+005

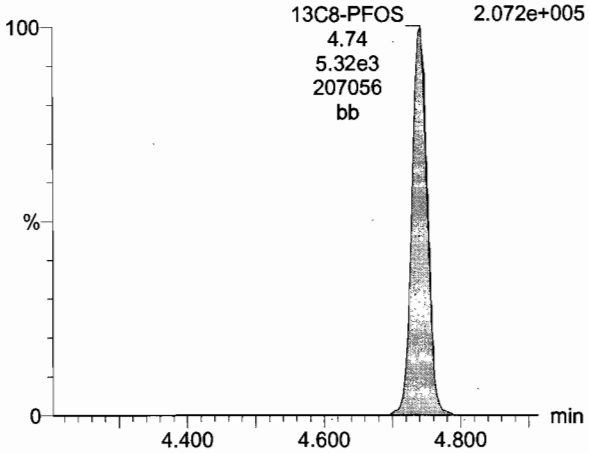

Dataset: U:\G1.PRO\Results\2017\171205G3\171205G3-CRV.qld

Last Altered: Wednesday, December 06, 2017 09:56:08 Pacific Standard Time
Printed: Wednesday, December 06, 2017 09:58:10 Pacific Standard Time

Name: 171205G3_08, Date: 05-Dec-2017, Time: 14:54:51, ID: ST171205G3-4 PFC CS1 17K2814, Description: PFC CS1 17K2814

TCDA

171205G3_08 Smooth(Mn,1x2) F5:MRM of 14 channels,ES- 498.10 > 106.8 4.980e+001

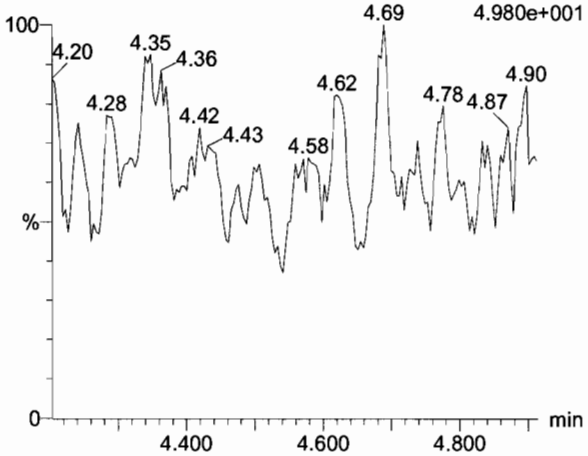

13C4-PFBA

171205G3_08 Smooth(Mn,1x2) F2:MRM of 3 channels,ES- 216.9 > 171.8 4.490e+005

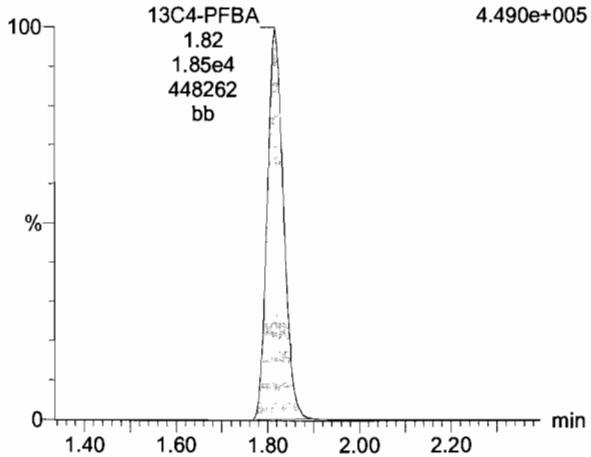

13C5-PFHxA

171205G3_08 Smooth(Mn,1x2) F3:MRM of 9 channels,ES- 318 > 272.9 9.108e+005

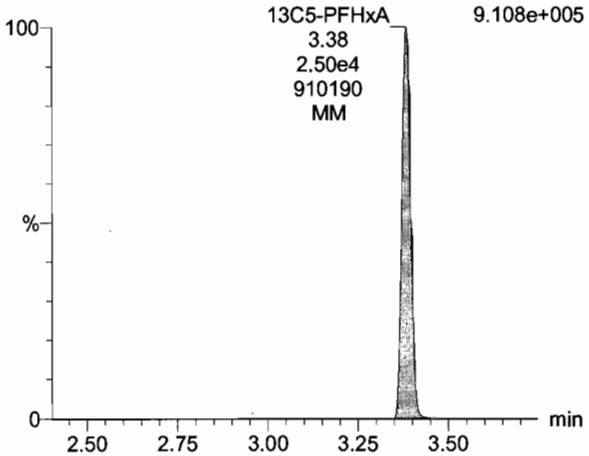

13C8-PFOS

171205G3_08 Smooth(Mn,1x2) F5:MRM of 14 channels,ES- 507.0 > 79.9 2.072e+005

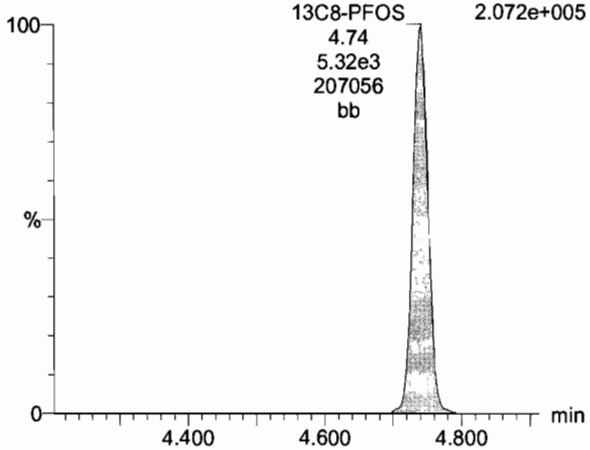

13C3-PFHxS

171205G3_08 Smooth(Mn,1x2) F4:MRM of 7 channels,ES- 401.9 > 79.9 4.510e+005

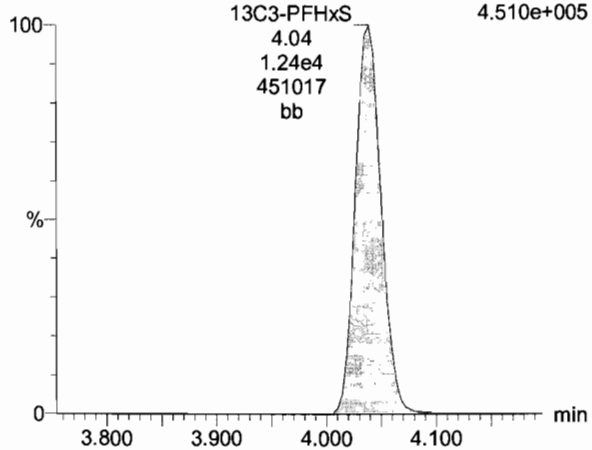

13C8-PFOA

171205G3_08 Smooth(Mn,1x2) F5:MRM of 14 channels,ES- 421.3 > 376 1.847e+005

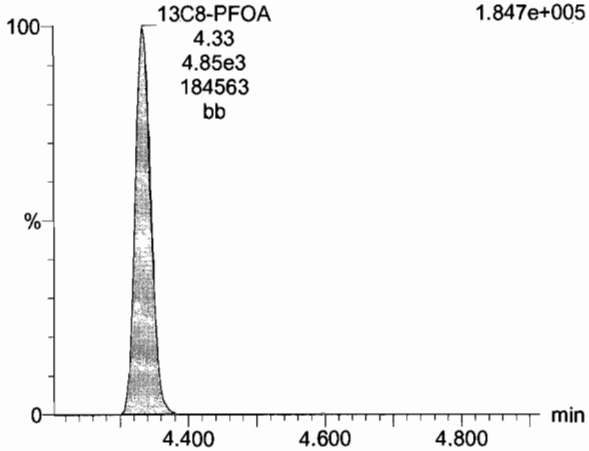

Dataset: U:\G1.PRO\Results\2017\171205G3\171205G3-CRV.qld

Last Altered: Wednesday, December 06, 2017 09:56:08 Pacific Standard Time
Printed: Wednesday, December 06, 2017 09:58:10 Pacific Standard Time

Name: 171205G3_08, Date: 05-Dec-2017, Time: 14:54:51, ID: ST171205G3-4 PFC CS1 17K2814, Description: PFC CS1 17K2814

13C9-PFNA

171205G3_08 Smooth(Mn,1x2) F5:MRM of 14 channels,ES-
472.2 > 426.9
2.410e+005

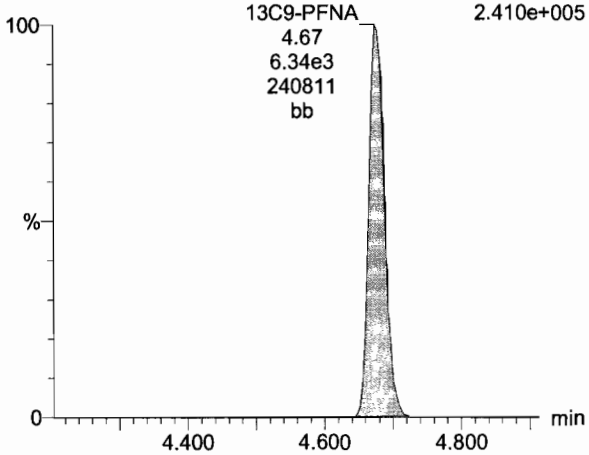

13C4-PFOS

171205G3_08 Smooth(Mn,1x2) F5:MRM of 14 channels,ES-
503.0 > 79.9
2.166e+005

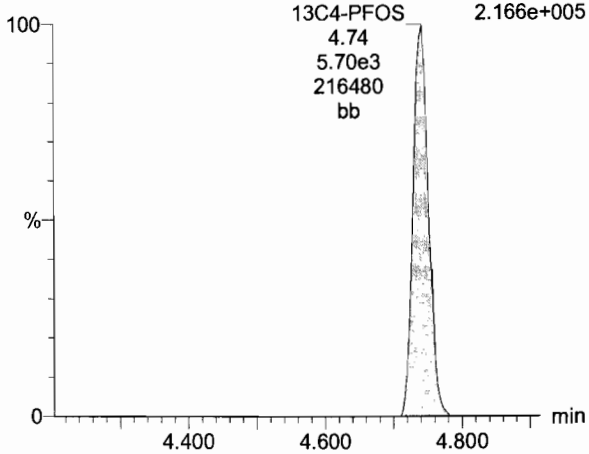

Dataset: U:\G1.PRO\Results\2017\171205G3\171205G3-CRV.qld

Last Altered: Wednesday, December 06, 2017 09:56:08 Pacific Standard Time
Printed: Wednesday, December 06, 2017 09:58:10 Pacific Standard Time

Name: 171205G3_09, Date: 05-Dec-2017, Time: 15:07:24, ID: ST171205G3-5 PFC CS2 17K2809, Description: PFC CS2 17K2809

PFBA

171205G3_09 Smooth(Mn,1x2) F2:MRM of 3 channels,ES-
212.9 > 168.9
1.578e+005

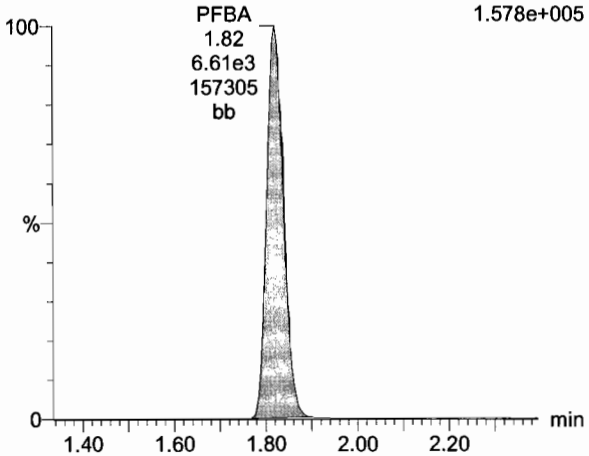

PFPeA

171205G3_09 Smooth(Mn,1x2) F3:MRM of 9 channels,ES-
263.0 > 218.8
1.982e+005

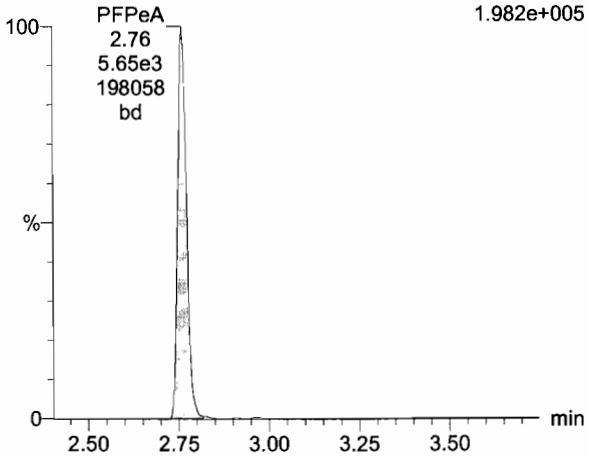

PFBS

171205G3_09 Smooth(Mn,1x2) F3:MRM of 9 channels,ES-
299.0 > 79.7
1.337e+005

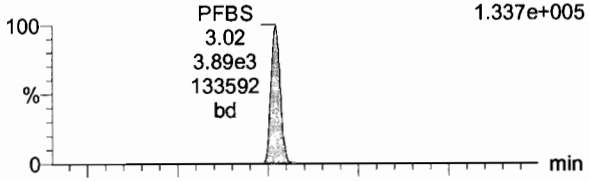

171205G3_09 Smooth(Mn,1x2) F3:MRM of 9 channels,ES-
299 > 98.7
8.303e+004

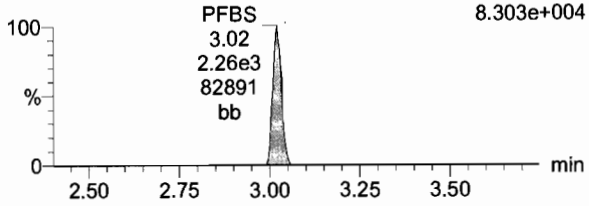

13C3-PFBA

171205G3_09 Smooth(Mn,1x2) F2:MRM of 3 channels,ES-
215.9 > 171.8
7.286e+005

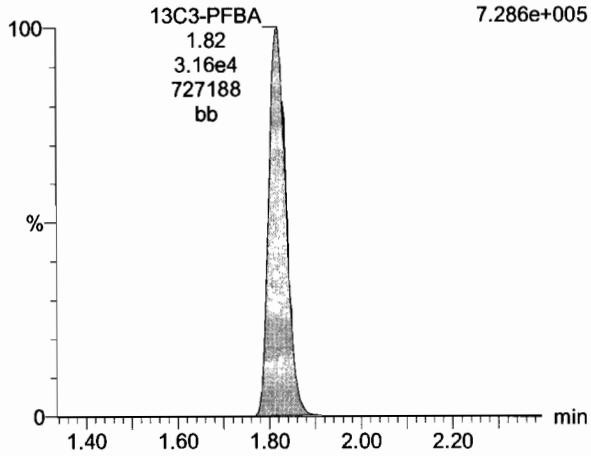

13C3-PFPeA

171205G3_09 Smooth(Mn,1x2) F3:MRM of 9 channels,ES-
266.0 > 221.8
4.282e+005

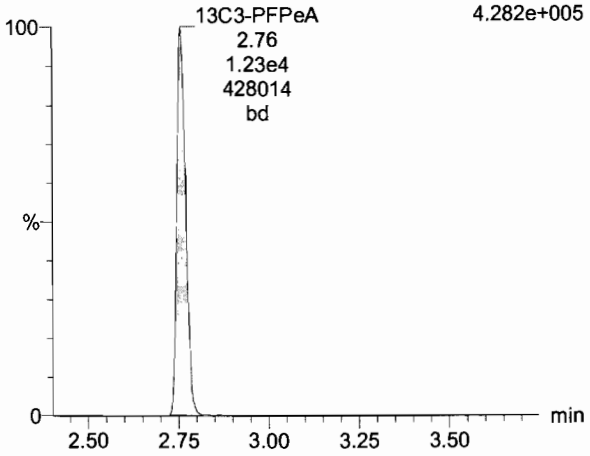

13C3-PFBS

171205G3_09 Smooth(Mn,1x2) F3:MRM of 9 channels,ES-
302.0 > 98.8
2.201e+005

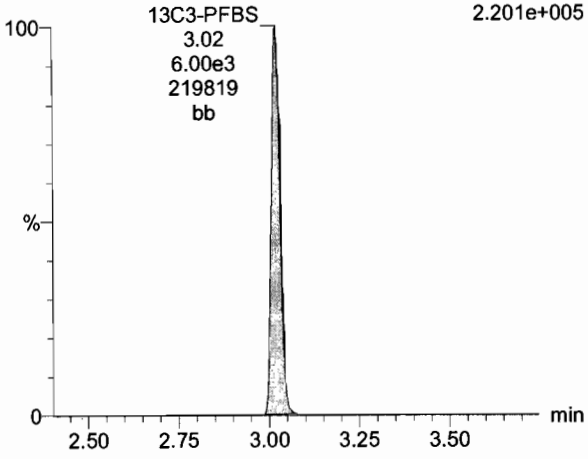

Dataset: U:\G1.PRO\Results\2017\171205G3\171205G3-CRV.qld

Last Altered: Wednesday, December 06, 2017 09:56:08 Pacific Standard Time
Printed: Wednesday, December 06, 2017 09:58:10 Pacific Standard Time

Name: 171205G3_09, Date: 05-Dec-2017, Time: 15:07:24, ID: ST171205G3-5 PFC CS2 17K2809, Description: PFC CS2 17K2809

PFHxA

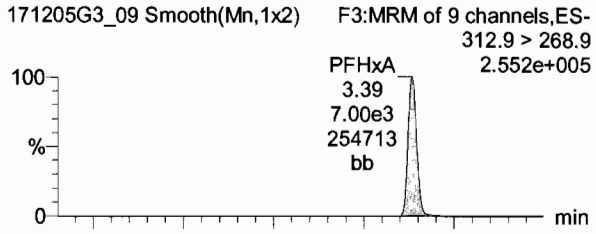

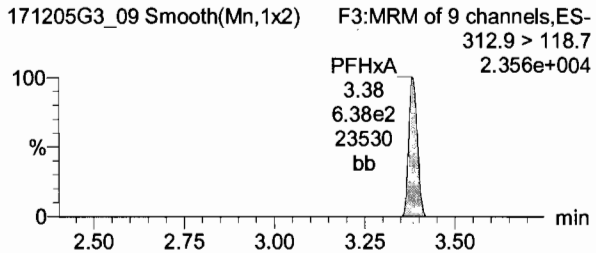

PFHpA

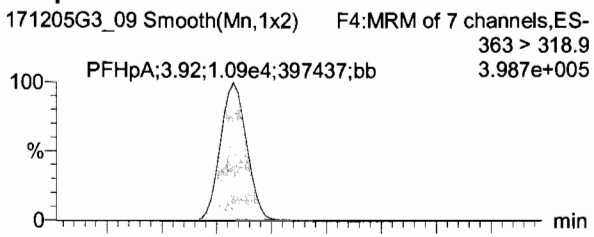

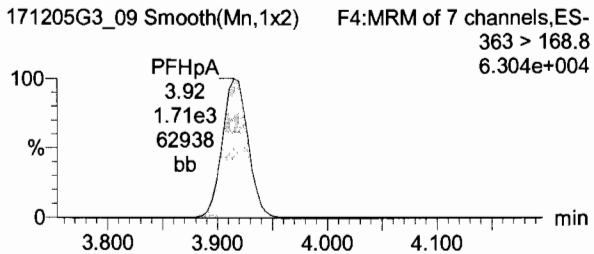

Total PFHxS

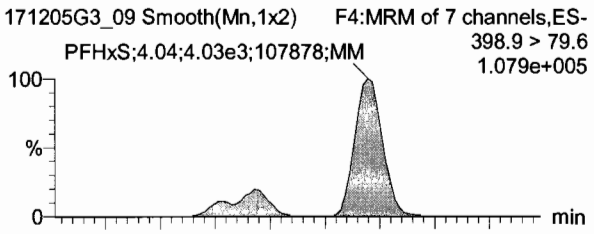

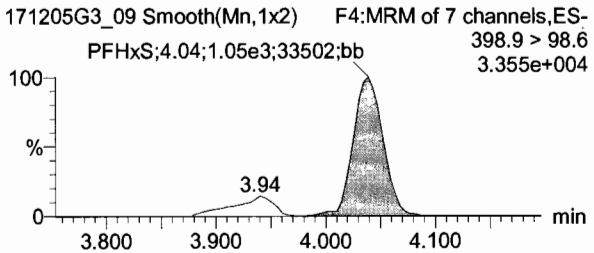

13C2-PFHxA

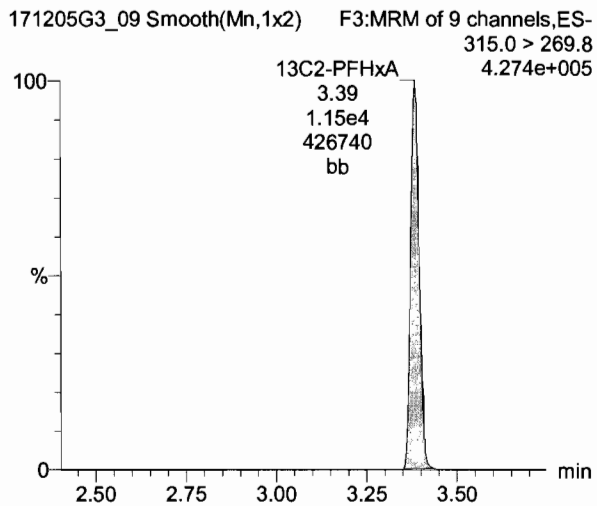

13C4-PFHpA

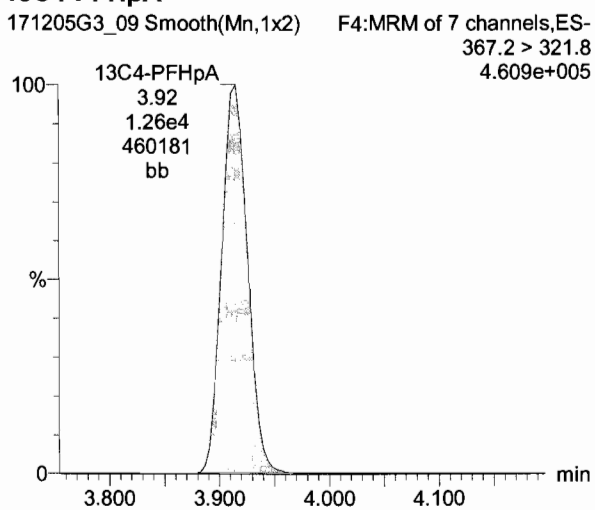

18O2-PFHxS

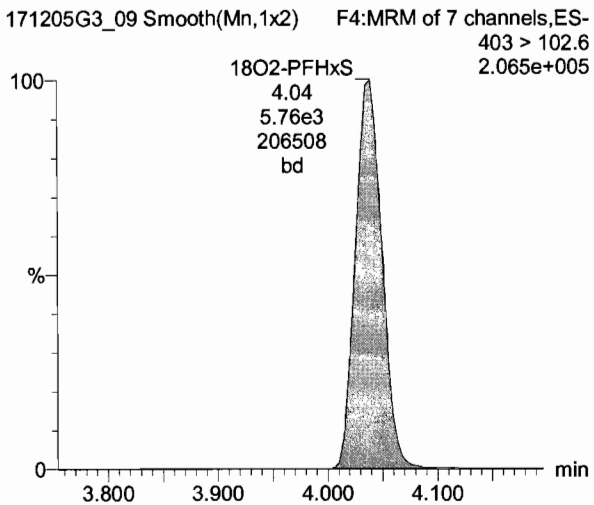

Dataset: U:\G1.PRO\Results\2017\171205G3\171205G3-CRV.qld

Last Altered: Wednesday, December 06, 2017 09:56:08 Pacific Standard Time
Printed: Wednesday, December 06, 2017 09:58:10 Pacific Standard Time

Name: 171205G3_09, Date: 05-Dec-2017, Time: 15:07:24, ID: ST171205G3-5 PFC CS2 17K2809, Description: PFC CS2 17K2809

Total PFOA

171205G3_09 Smooth(Mn,1x2) F5:MRM of 14 channels,ES- 413.0 > 368.7 3.776e+005



171205G3_09 Smooth(Mn,1x2) F5:MRM of 14 channels,ES- 413.0 > 168.8 1.368e+005

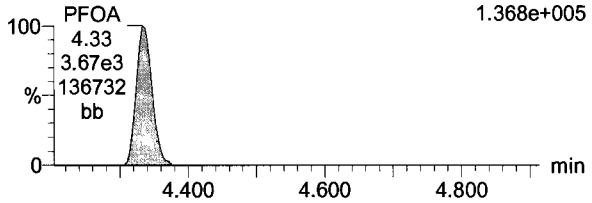

PFNA

171205G3_09 Smooth(Mn,1x2) F5:MRM of 14 channels,ES- 463.0 > 418.8 2.339e+005

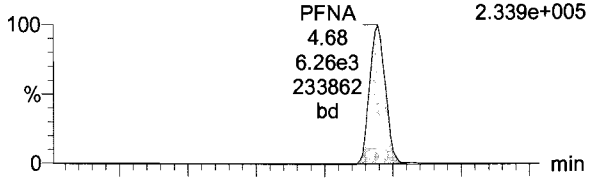

171205G3_09 Smooth(Mn,1x2) F5:MRM of 14 channels,ES- 463.0 > 219.0 1.804e+004

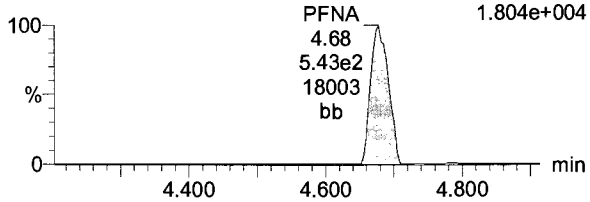

Total PFOS

171205G3_09 Smooth(Mn,1x2) F5:MRM of 14 channels,ES- 499.0 > 79.9 5.307e+004



171205G3_09 Smooth(Mn,1x2) F5:MRM of 14 channels,ES- 499 > 98.8 2.561e+004

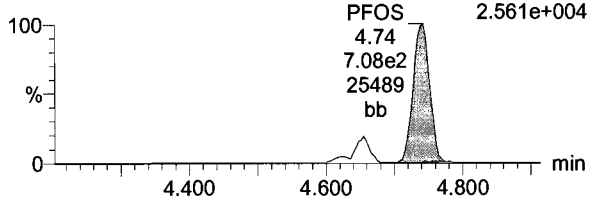

13C2-PFOA

171205G3_09 Smooth(Mn,1x2) F5:MRM of 14 channels,ES- 414.9 > 369.7 1.018e+006

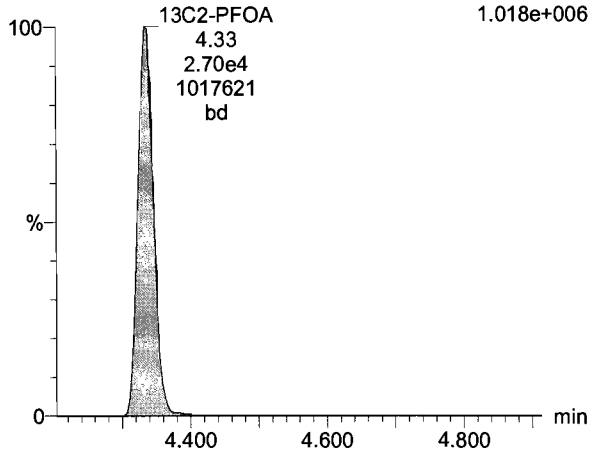

13C5-PFNA

171205G3_09 Smooth(Mn,1x2) F5:MRM of 14 channels,ES- 468.2 > 422.9 2.066e+005

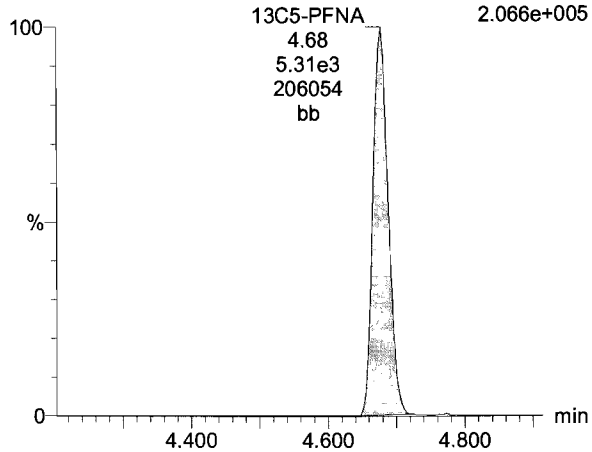

13C8-PFOS

171205G3_09 Smooth(Mn,1x2) F5:MRM of 14 channels,ES- 507.0 > 79.9 2.084e+005

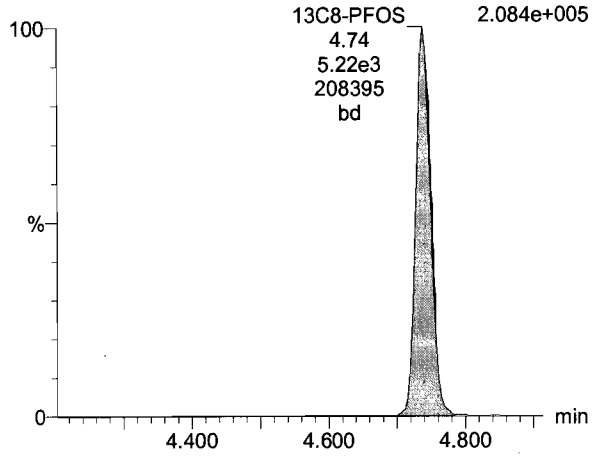

Dataset: U:\G1.PRO\Results\2017\171205G3\171205G3-CRV.qld

Last Altered: Wednesday, December 06, 2017 09:56:08 Pacific Standard Time
Printed: Wednesday, December 06, 2017 09:58:10 Pacific Standard Time

Name: 171205G3_09, Date: 05-Dec-2017, Time: 15:07:24, ID: ST171205G3-5 PFC CS2 17K2809, Description: PFC CS2 17K2809

TCDA

171205G3_09 Smooth(Mn,1x2) F5:MRM of 14 channels,ES- 498.10 > 106.8 5.000e+001

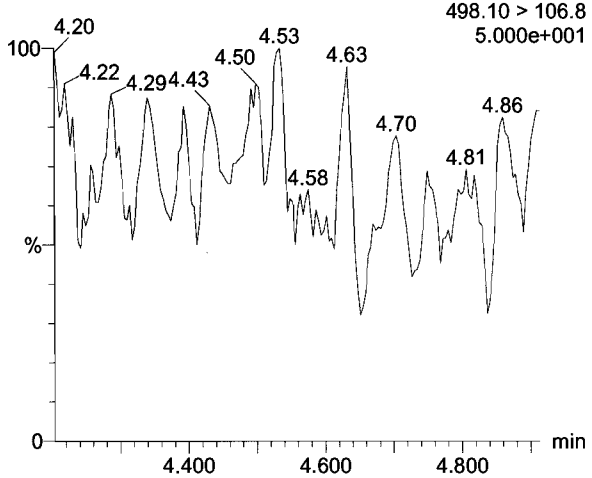

13C4-PFBA

171205G3_09 Smooth(Mn,1x2) F2:MRM of 3 channels,ES- 216.9 > 171.8 4.444e+005

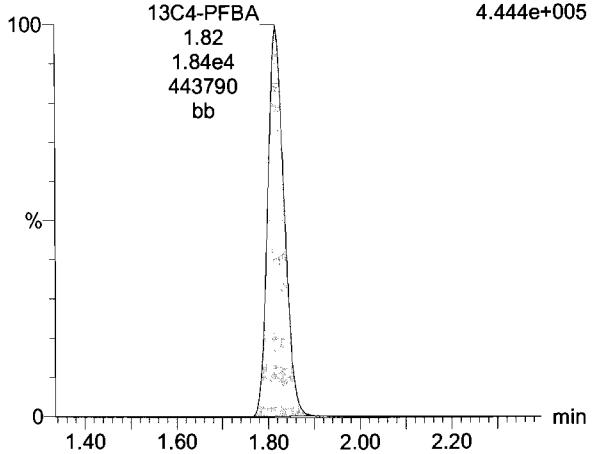

13C5-PFHxA

171205G3_09 Smooth(Mn,1x2) F3:MRM of 9 channels,ES- 318 > 272.9 1.010e+006

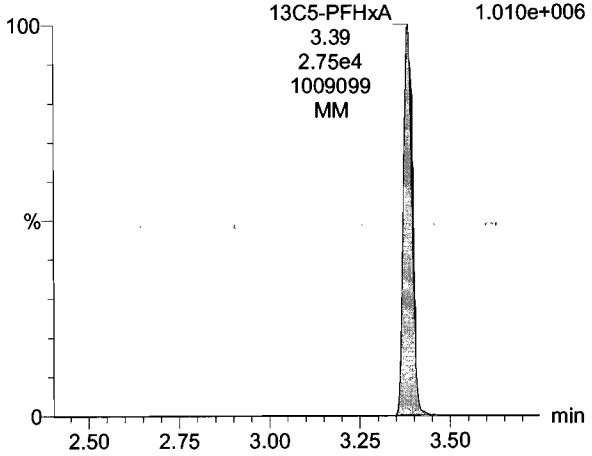

13C8-PFOS

171205G3_09 Smooth(Mn,1x2) F5:MRM of 14 channels,ES- 507.0 > 79.9 2.084e+005

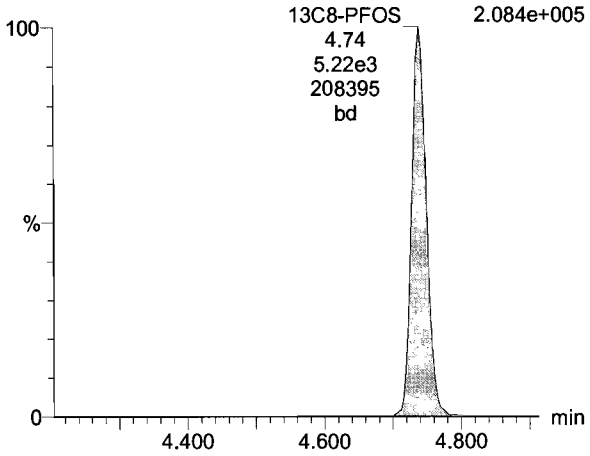

13C3-PFHxS

171205G3_09 Smooth(Mn,1x2) F4:MRM of 7 channels,ES- 401.9 > 79.9 4.582e+005

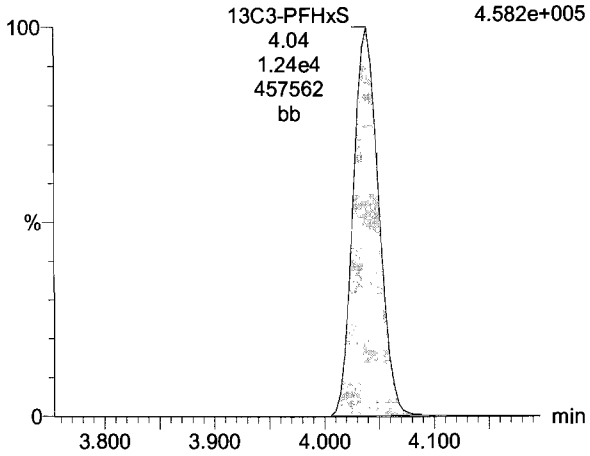

13C8-PFOA

171205G3_09 Smooth(Mn,1x2) F5:MRM of 14 channels,ES- 421.3 > 376 1.976e+005

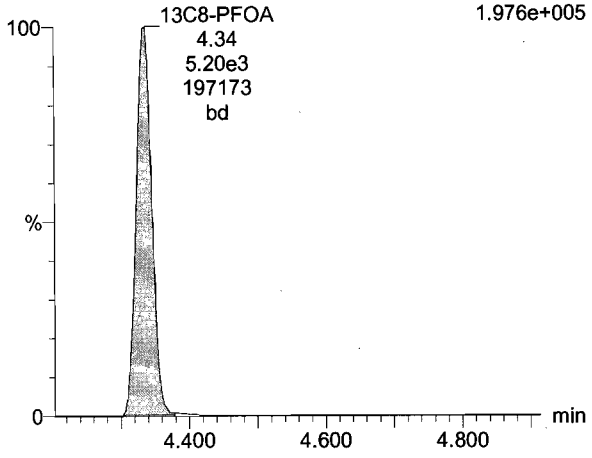

Dataset: U:\G1.PRO\Results\2017\171205G3\171205G3-CRV.qld

Last Altered: Wednesday, December 06, 2017 09:56:08 Pacific Standard Time
Printed: Wednesday, December 06, 2017 09:58:10 Pacific Standard Time

Name: 171205G3_09, Date: 05-Dec-2017, Time: 15:07:24, ID: ST171205G3-5 PFC CS2 17K2809, Description: PFC CS2 17K2809

13C9-PFNA

171205G3_09 Smooth(Mn,1x2) F5:MRM of 14 channels,ES- 472.2 > 426.9 2.325e+005

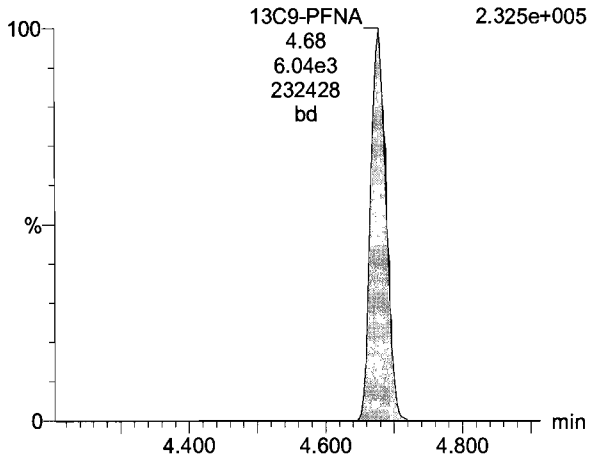

13C4-PFOS

171205G3_09 Smooth(Mn,1x2) F5:MRM of 14 channels,ES- 503.0 > 79.9 1.854e+005

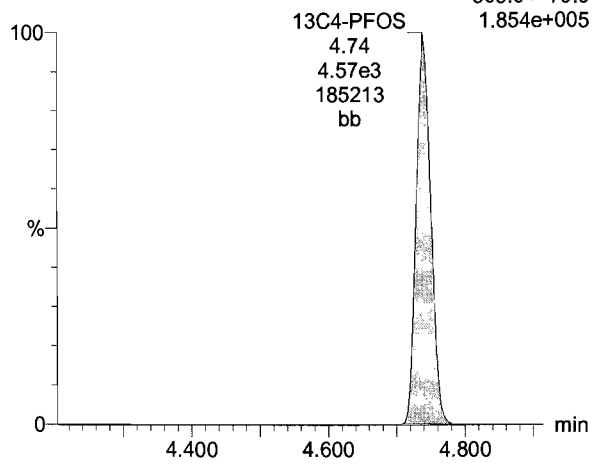

Dataset: U:\G1.PRO\Results\2017\171205G3\171205G3-CRV.qld

Last Altered: Wednesday, December 06, 2017 09:56:08 Pacific Standard Time
Printed: Wednesday, December 06, 2017 09:58:10 Pacific Standard Time

Name: 171205G3_10, Date: 05-Dec-2017, Time: 15:19:58, ID: ST171205G3-6 PFC CS3 17K2810, Description: PFC CS3 17K2810

PFBA

171205G3_10 Smooth(Mn,1x2) F2:MRM of 3 channels,ES-
212.9 > 168.9
3.707e+005

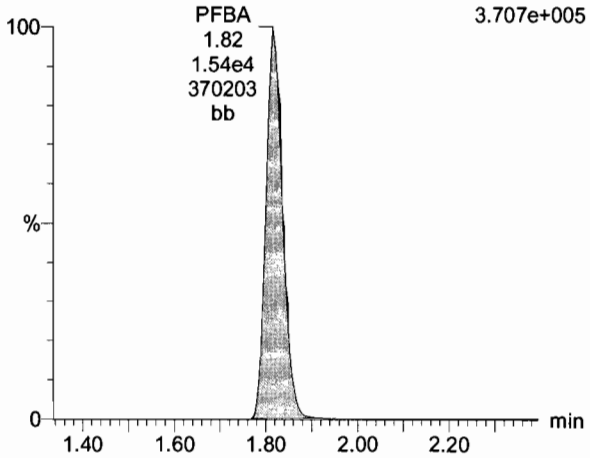

PFPeA

171205G3_10 Smooth(Mn,1x2) F3:MRM of 9 channels,ES-
263.0 > 218.8
4.306e+005

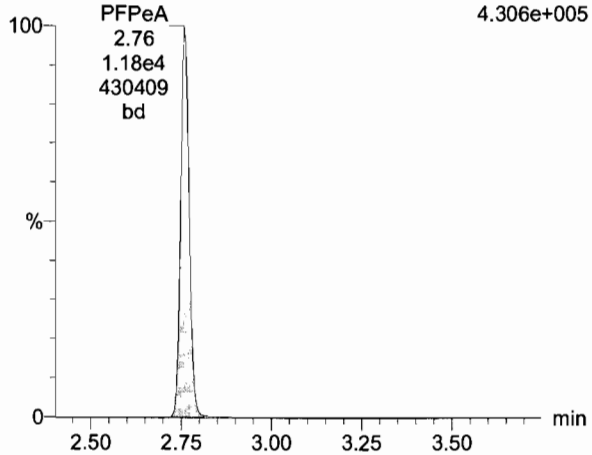

PFBS

171205G3_10 Smooth(Mn,1x2) F3:MRM of 9 channels,ES-
299.0 > 79.7
3.003e+005

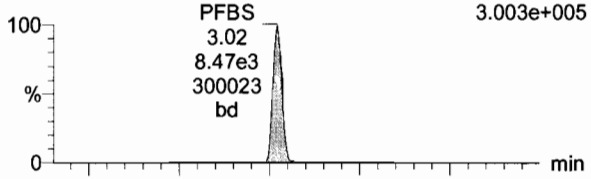

171205G3_10 Smooth(Mn,1x2) F3:MRM of 9 channels,ES-
299 > 98.7
1.662e+005

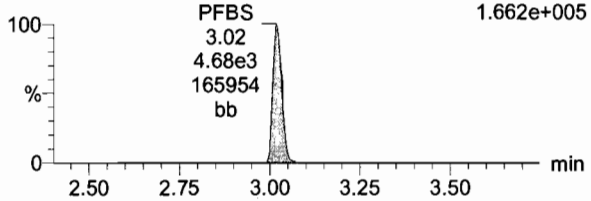

13C3-PFBA

171205G3_10 Smooth(Mn,1x2) F2:MRM of 3 channels,ES-
215.9 > 171.8
9.137e+005

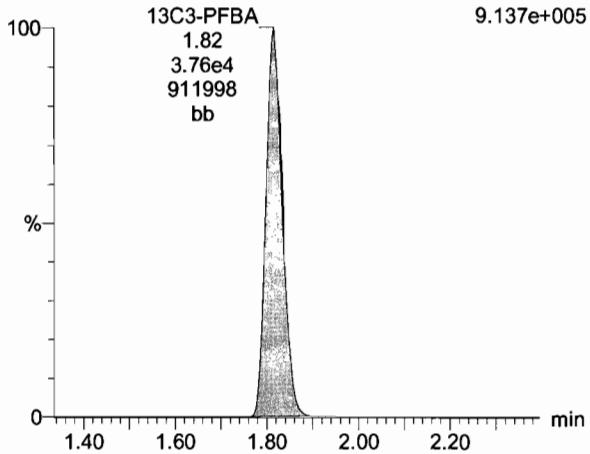

13C3-PFPeA

171205G3_10 Smooth(Mn,1x2) F3:MRM of 9 channels,ES-
266.0 > 221.8
4.741e+005

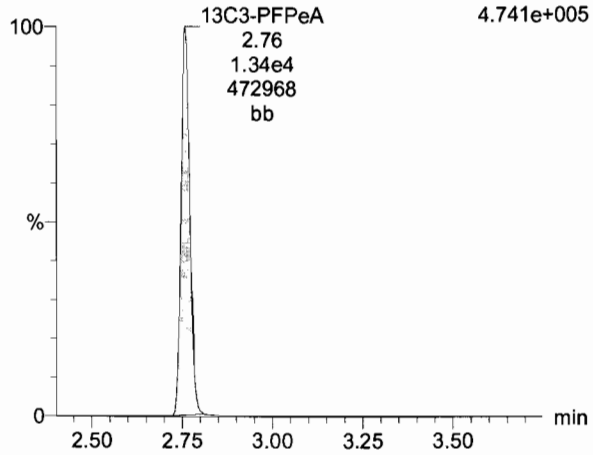

13C3-PFBS

171205G3_10 Smooth(Mn,1x2) F3:MRM of 9 channels,ES-
302.0 > 98.8
2.308e+005

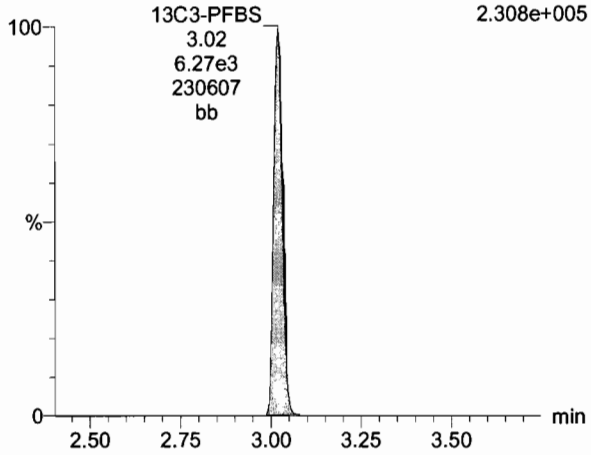

Dataset: U:\G1.PRO\Results\2017\171205G3\171205G3-CRV.qld

Last Altered: Wednesday, December 06, 2017 09:56:08 Pacific Standard Time
Printed: Wednesday, December 06, 2017 09:58:10 Pacific Standard Time

Name: 171205G3_10, Date: 05-Dec-2017, Time: 15:19:58, ID: ST171205G3-6 PFC CS3 17K2810, Description: PFC CS3 17K2810

PFHxA

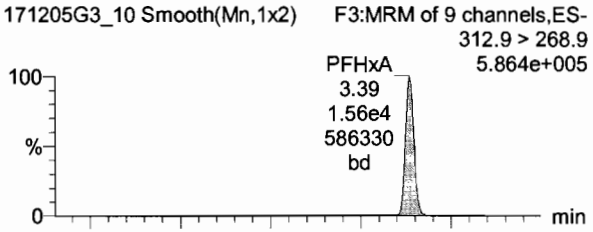

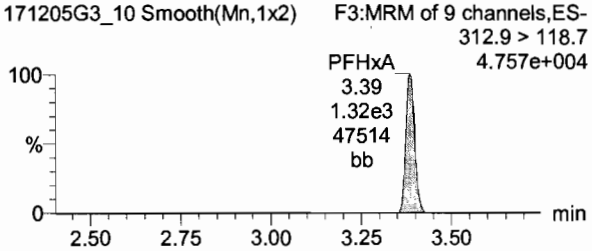

PFHpA

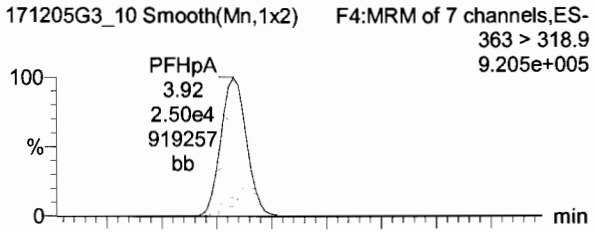

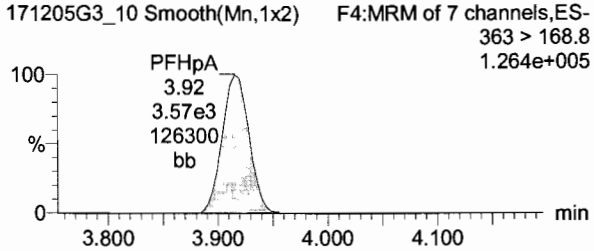

Total PFHxS

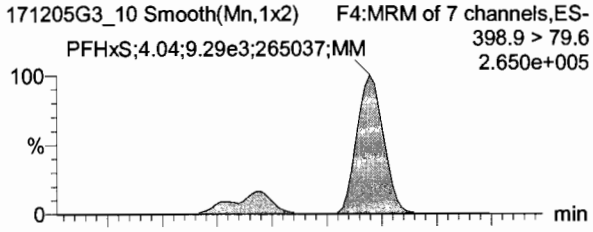

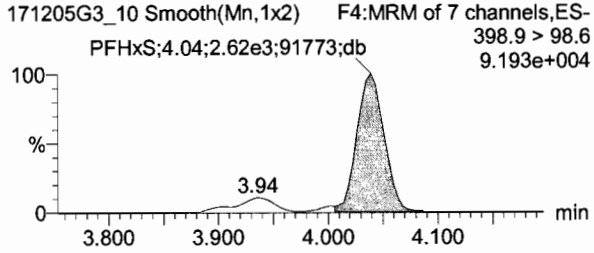

13C2-PFHxA

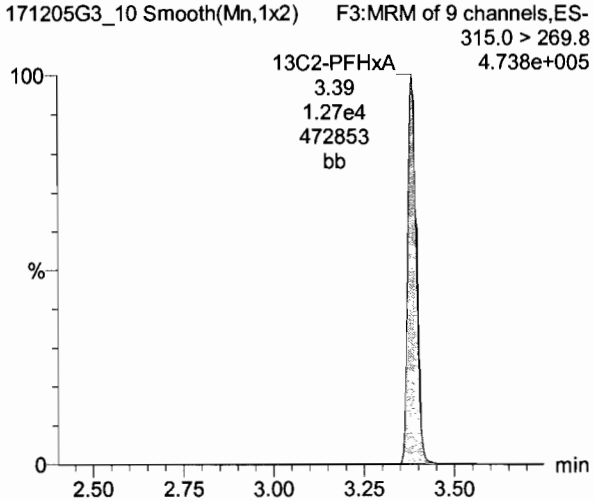

13C4-PFHpA

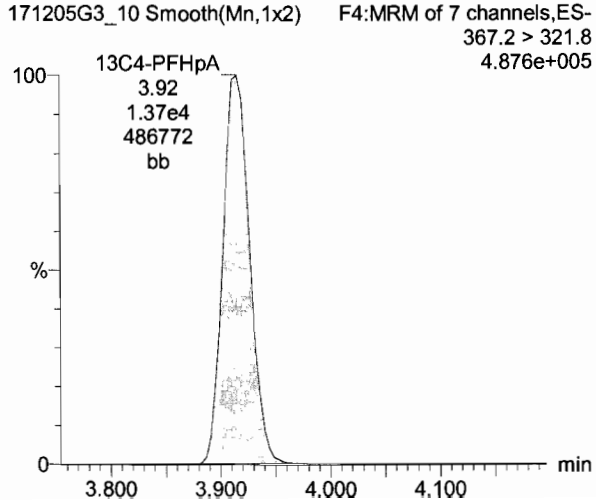

18O2-PFHxS

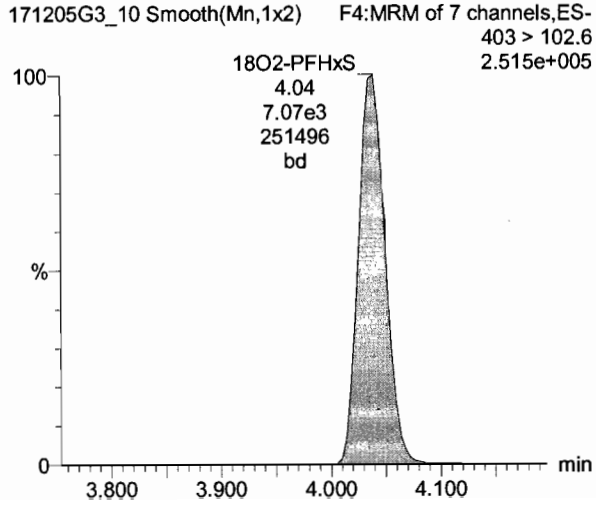

Dataset: U:\G1.PRO\Results\2017\171205G3\171205G3-CRV.qld

Last Altered: Wednesday, December 06, 2017 09:56:08 Pacific Standard Time
Printed: Wednesday, December 06, 2017 09:58:10 Pacific Standard Time

Name: 171205G3_10, Date: 05-Dec-2017, Time: 15:19:58, ID: ST171205G3-6 PFC CS3 17K2810, Description: PFC CS3 17K2810

Total PFOA

171205G3_10 Smooth(Mn,1x2) F5:MRM of 14 channels,ES- 413.0 > 368.7 7.896e+005

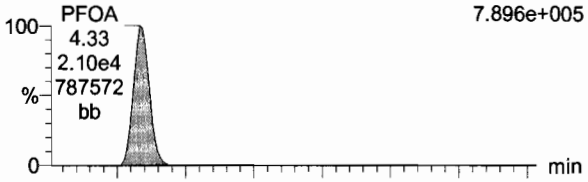

171205G3_10 Smooth(Mn,1x2) F5:MRM of 14 channels,ES- 413.0 > 168.8 2.910e+005

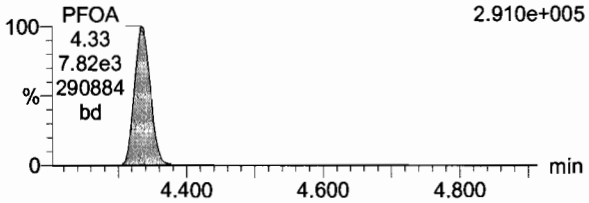

PFNA

171205G3_10 Smooth(Mn,1x2) F5:MRM of 14 channels,ES- 463.0 > 418.8 5.163e+005

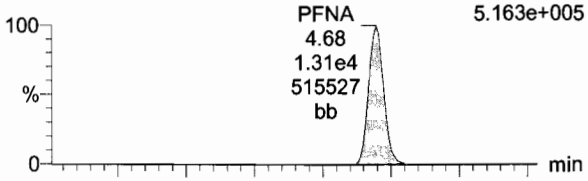

171205G3_10 Smooth(Mn,1x2) F5:MRM of 14 channels,ES- 463.0 > 219.0 4.814e+004

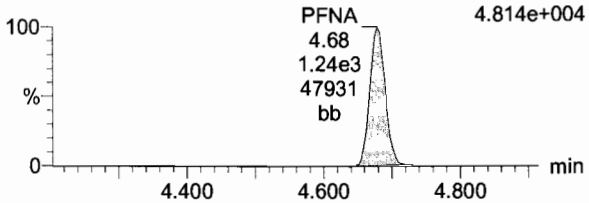

Total PFOS

171205G3_10 Smooth(Mn,1x2) F5:MRM of 14 channels,ES- 499.0 > 79.9 1.002e+005

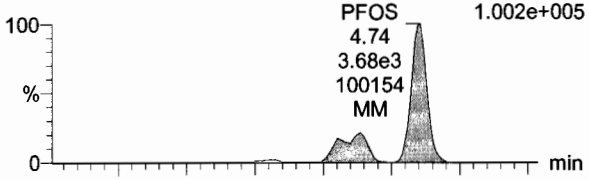

171205G3_10 Smooth(Mn,1x2) F5:MRM of 14 channels,ES- 499 > 98.8 7.076e+004

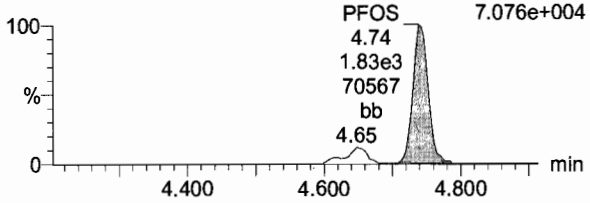

13C2-PFOA

171205G3_10 Smooth(Mn,1x2) F5:MRM of 14 channels,ES- 414.9 > 369.7 1.193e+006

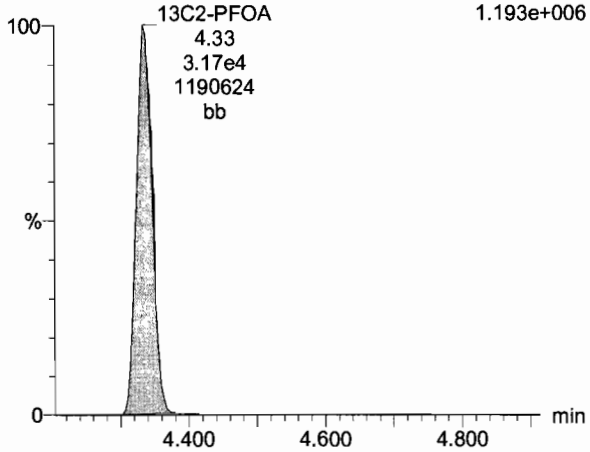

13C5-PFNA

171205G3_10 Smooth(Mn,1x2) F5:MRM of 14 channels,ES- 468.2 > 422.9 2.193e+005

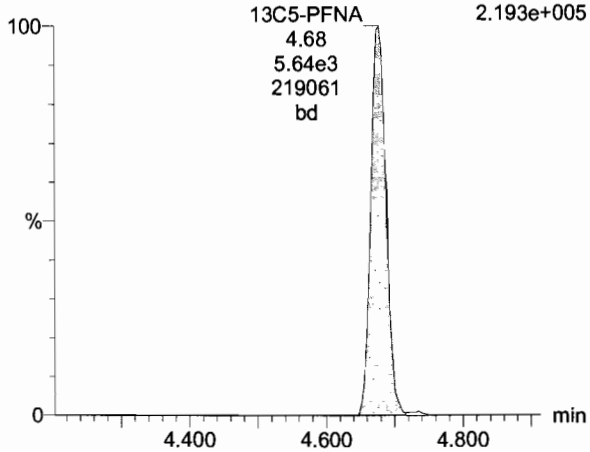

13C8-PFOS

171205G3_10 Smooth(Mn,1x2) F5:MRM of 14 channels,ES- 507.0 > 79.9 1.827e+005

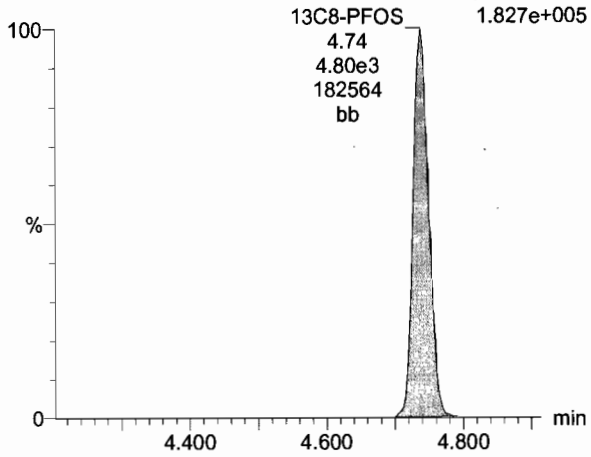

Dataset: U:\G1.PRO\Results\2017\171205G3\171205G3-CRV.qld

Last Altered: Wednesday, December 06, 2017 09:56:08 Pacific Standard Time
Printed: Wednesday, December 06, 2017 09:58:10 Pacific Standard Time

Name: 171205G3_10, Date: 05-Dec-2017, Time: 15:19:58, ID: ST171205G3-6 PFC CS3 17K2810, Description: PFC CS3 17K2810

TCDA

171205G3_10 Smooth(Mn,1x2) F5:MRM of 14 channels,ES- 498.10 > 106.8 3.340e+001

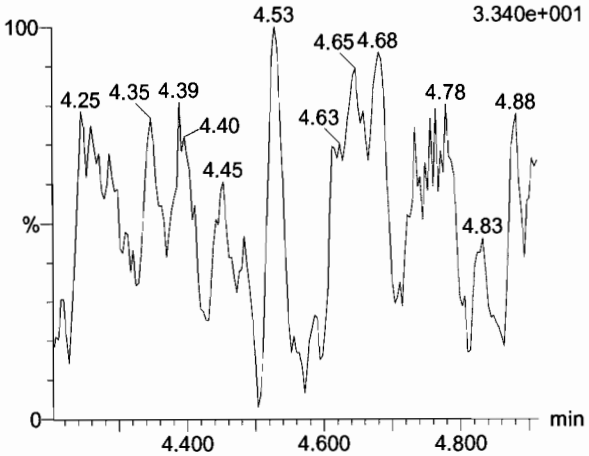

13C4-PFBA

171205G3_10 Smooth(Mn,1x2) F2:MRM of 3 channels,ES- 216.9 > 171.8 5.113e+005

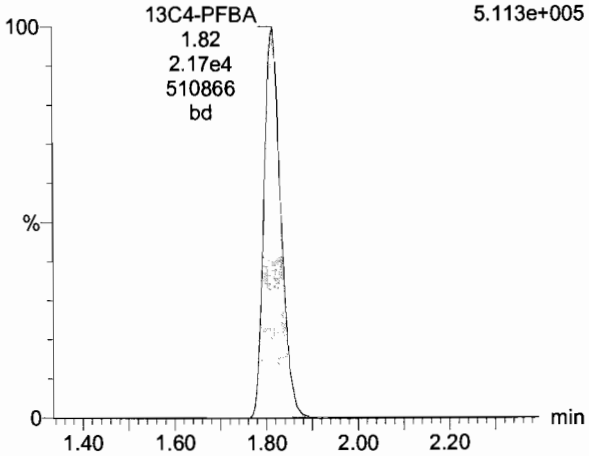

13C5-PFHxA

171205G3_10 Smooth(Mn,1x2) F3:MRM of 9 channels,ES- 318 > 272.9 1.055e+006

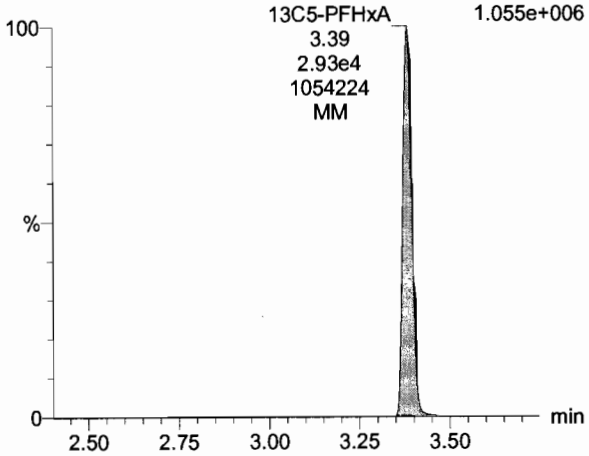

13C8-PFOS

171205G3_10 Smooth(Mn,1x2) F5:MRM of 14 channels,ES- 507.0 > 79.9 1.827e+005

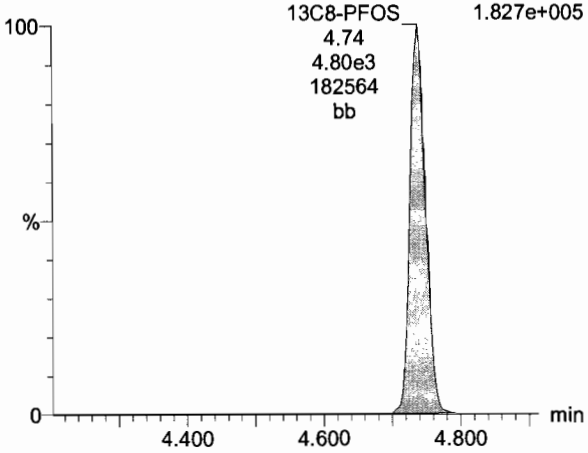

13C3-PFHxS

171205G3_10 Smooth(Mn,1x2) F4:MRM of 7 channels,ES- 401.9 > 79.9 5.147e+005

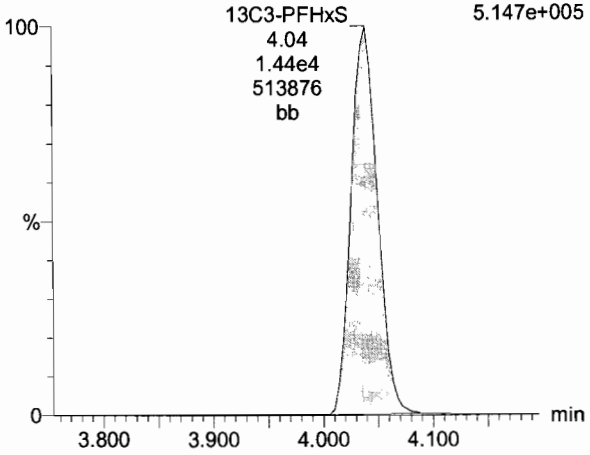

13C8-PFOA

171205G3_10 Smooth(Mn,1x2) F5:MRM of 14 channels,ES- 421.3 > 376 2.723e+005

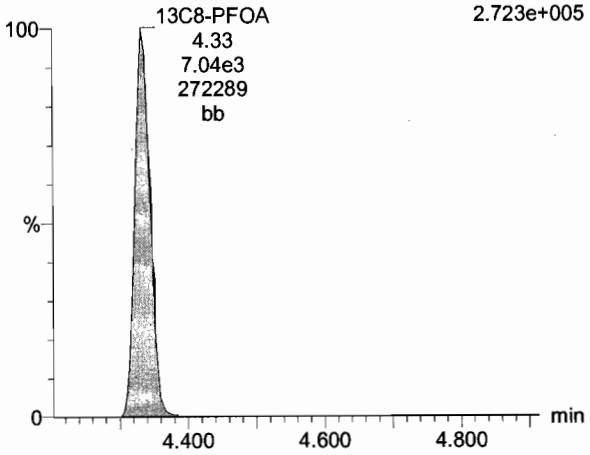

Dataset: U:\G1.PRO\Results\2017\171205G3\171205G3-CRV.qld

Last Altered: Wednesday, December 06, 2017 09:56:08 Pacific Standard Time
Printed: Wednesday, December 06, 2017 09:58:10 Pacific Standard Time

Name: 171205G3_10, Date: 05-Dec-2017, Time: 15:19:58, ID: ST171205G3-6 PFC CS3 17K2810, Description: PFC CS3 17K2810

13C9-PFNA

171205G3_10 Smooth(Mn,1x2) F5:MRM of 14 channels,ES-
472.2 > 426.9
2.599e+005

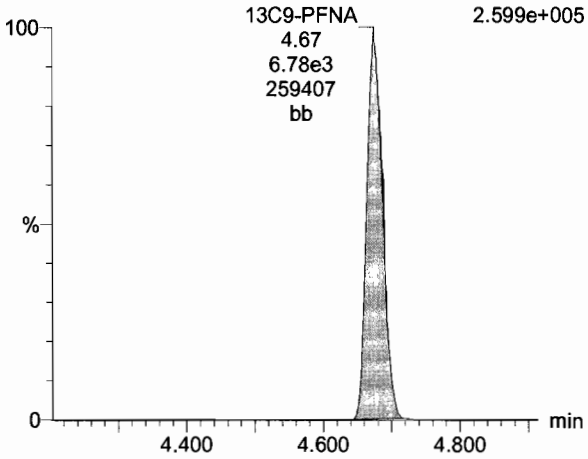

13C4-PFOS

171205G3_10 Smooth(Mn,1x2) F5:MRM of 14 channels,ES-
503.0 > 79.9
2.179e+005

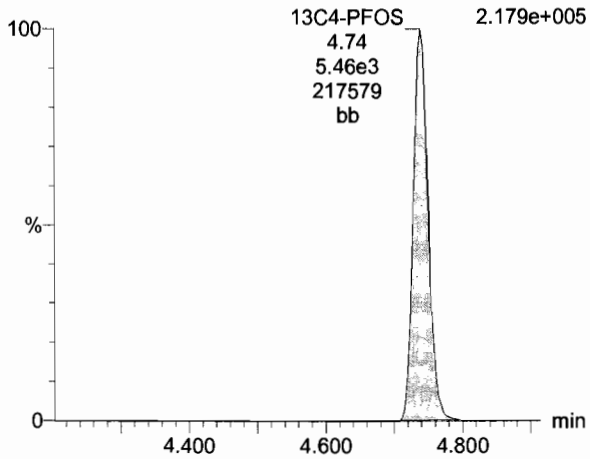

Dataset: U:\G1.PRO\Results\2017\171205G3\171205G3-CRV.qld

Last Altered: Wednesday, December 06, 2017 09:56:08 Pacific Standard Time
Printed: Wednesday, December 06, 2017 09:58:10 Pacific Standard Time

Name: 171205G3_11, Date: 05-Dec-2017, Time: 15:32:30, ID: ST171205G3-7 PFC CS4 17K2811, Description: PFC CS4 17K2811

PFBA

171205G3_11 Smooth(Mn,1x2) F2:MRM of 3 channels,ES-
212.9 > 168.9
1.557e+006

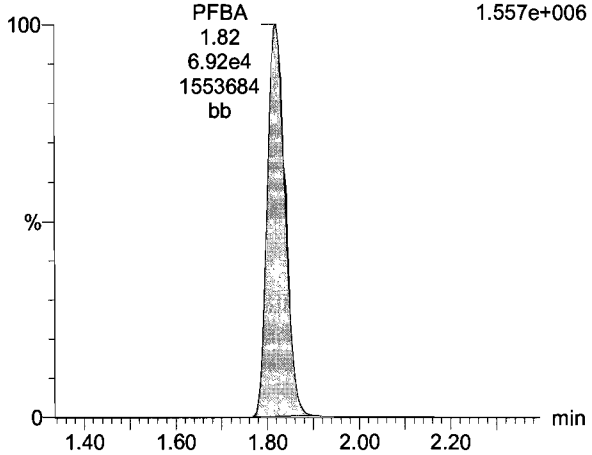

PFPeA

171205G3_11 Smooth(Mn,1x2) F3:MRM of 9 channels,ES-
263.0 > 218.8
1.613e+006

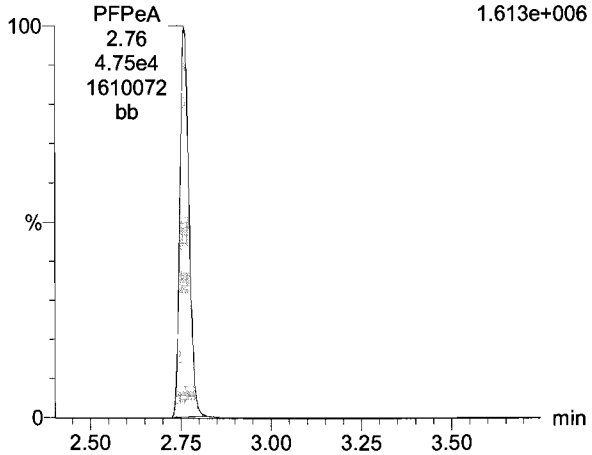

PFBS

171205G3_11 Smooth(Mn,1x2) F3:MRM of 9 channels,ES-
299.0 > 79.7
1.272e+006

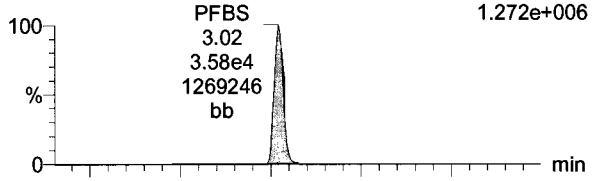

171205G3_11 Smooth(Mn,1x2) F3:MRM of 9 channels,ES-
299 > 98.7
6.983e+005

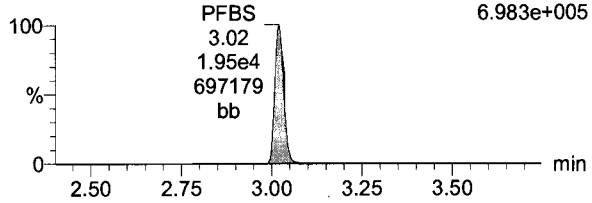

13C3-PFBA

171205G3_11 Smooth(Mn,1x2) F2:MRM of 3 channels,ES-
215.9 > 171.8
7.586e+005

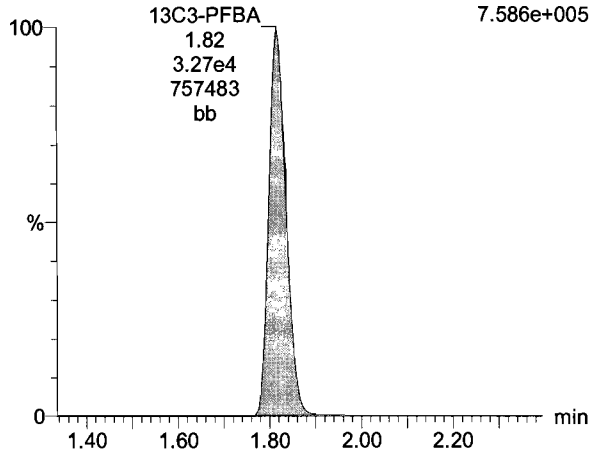

13C3-PFPeA

171205G3_11 Smooth(Mn,1x2) F3:MRM of 9 channels,ES-
266.0 > 221.8
3.731e+005

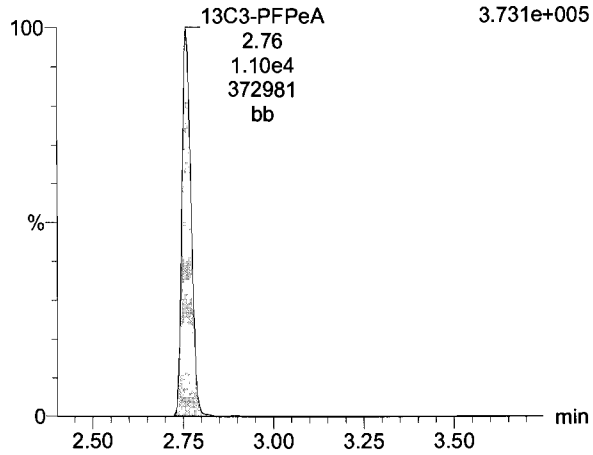

13C3-PFBS

171205G3_11 Smooth(Mn,1x2) F3:MRM of 9 channels,ES-
302.0 > 98.8
1.950e+005

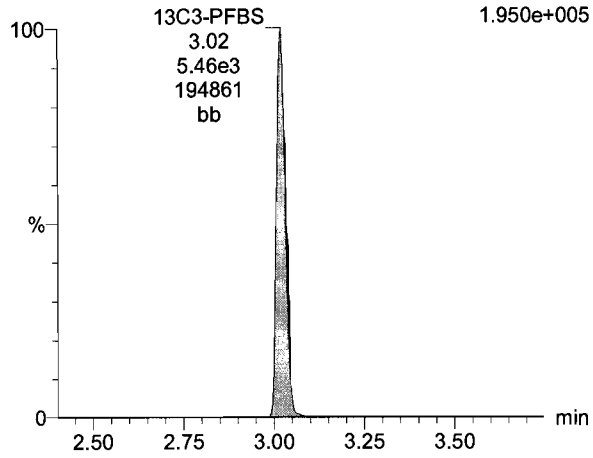

Dataset: U:\G1.PRO\Results\2017\171205G3\171205G3-CRV.qld

Last Altered: Wednesday, December 06, 2017 09:56:08 Pacific Standard Time
Printed: Wednesday, December 06, 2017 09:58:10 Pacific Standard Time

Name: 171205G3_11, Date: 05-Dec-2017, Time: 15:32:30, ID: ST171205G3-7 PFC CS4 17K2811, Description: PFC CS4 17K2811

PFHxA

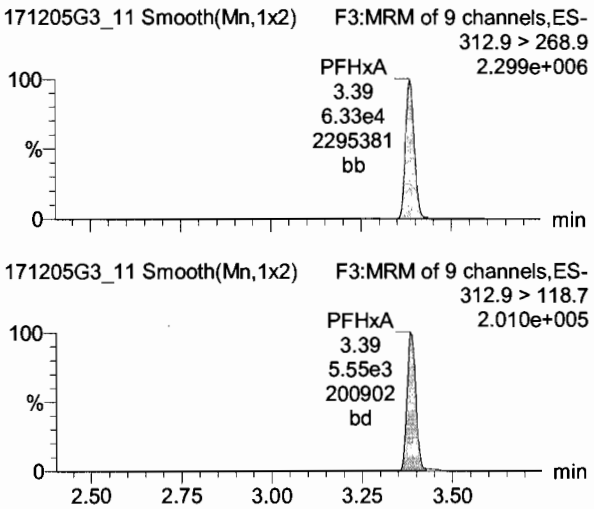

PFHpA

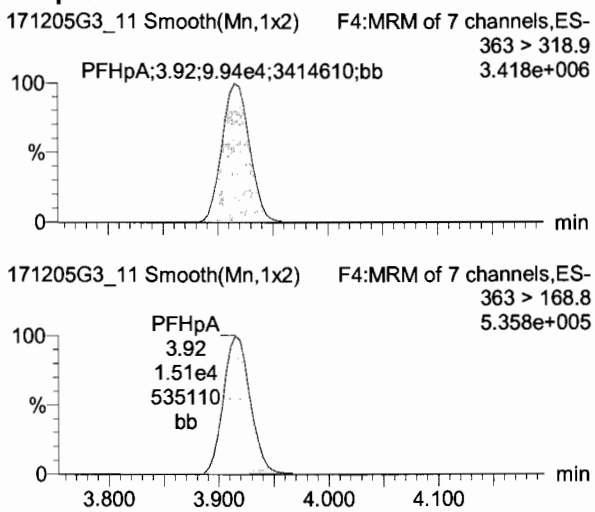

Total PFHxS

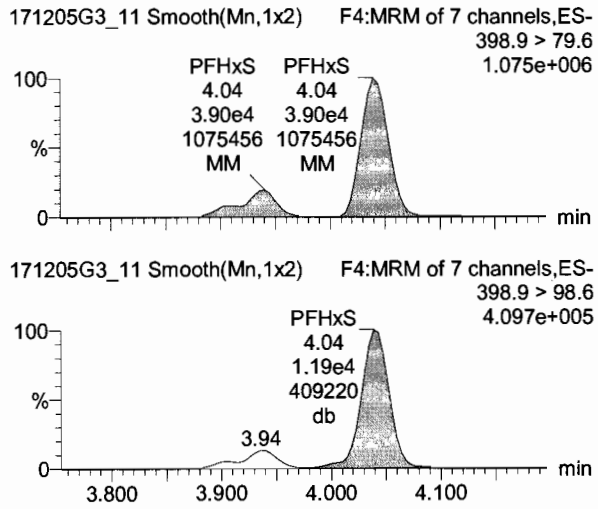

13C2-PFHxA

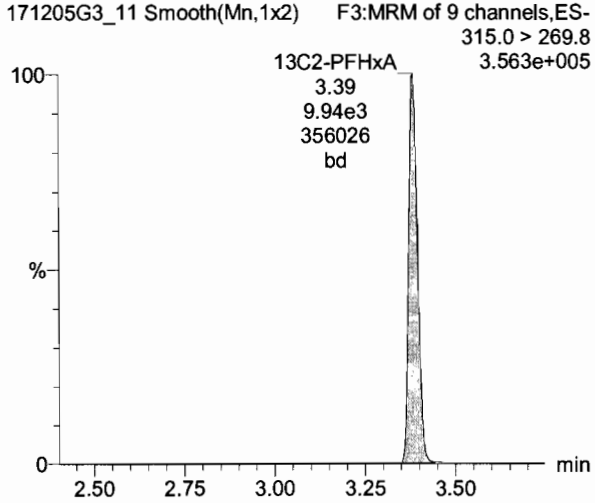

13C4-PFHpA

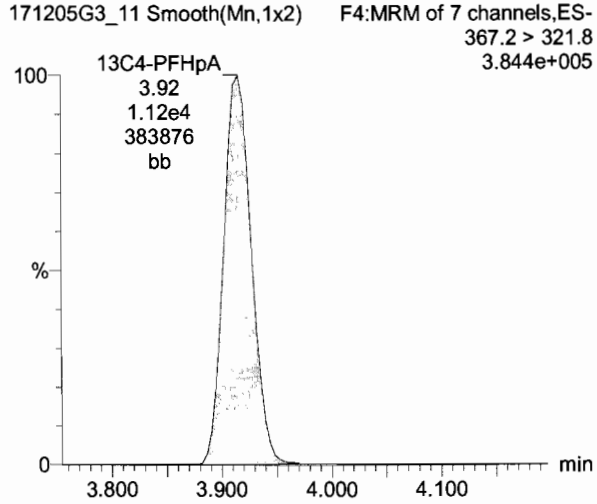

18O2-PFHxS

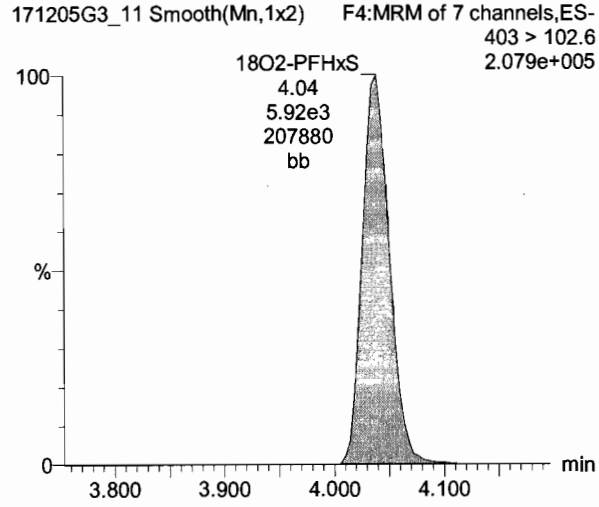

Dataset: U:\G1.PRO\Results\2017\171205G3\171205G3-CRV.qld

Last Altered: Wednesday, December 06, 2017 09:56:08 Pacific Standard Time
Printed: Wednesday, December 06, 2017 09:58:10 Pacific Standard Time

Name: 171205G3_11, Date: 05-Dec-2017, Time: 15:32:30, ID: ST171205G3-7 PFC CS4 17K2811, Description: PFC CS4 17K2811

Total PFOA

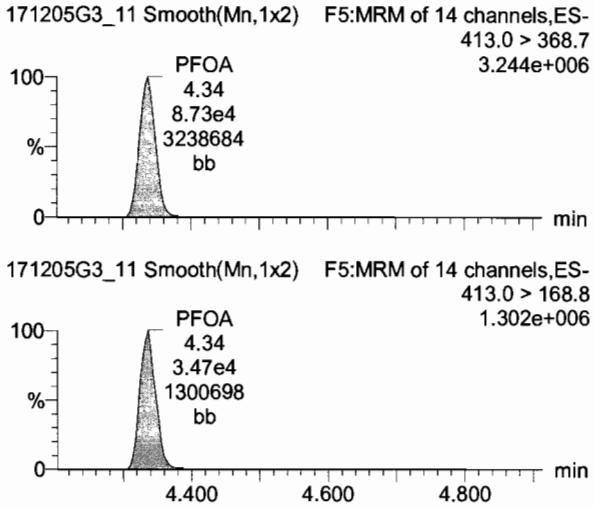

PFNA

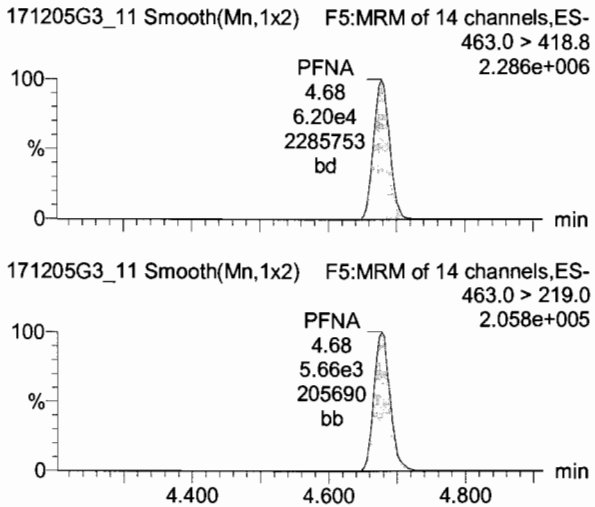

Total PFOS

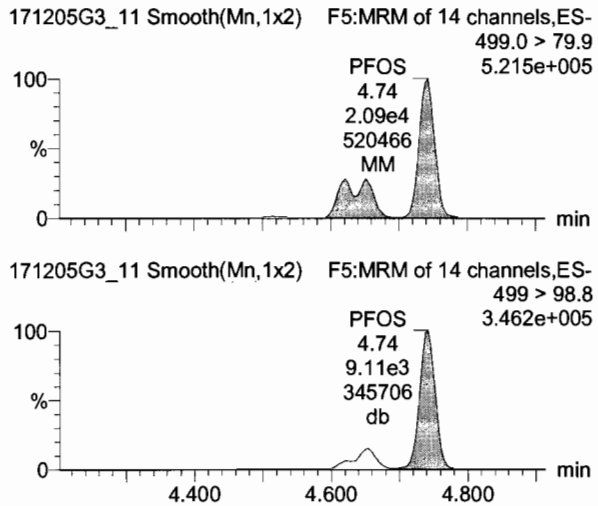

13C2-PFOA

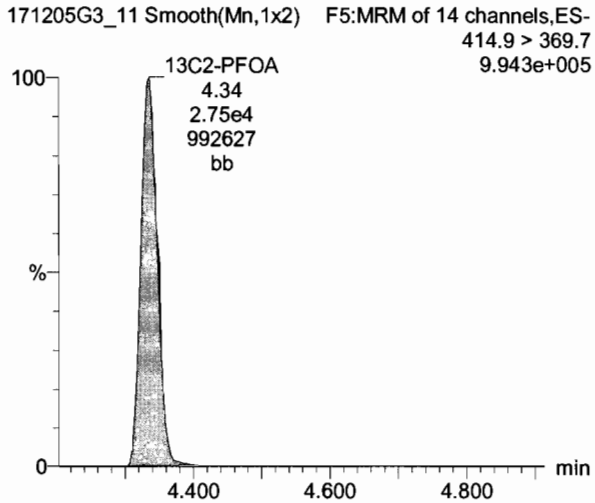

13C5-PFNA

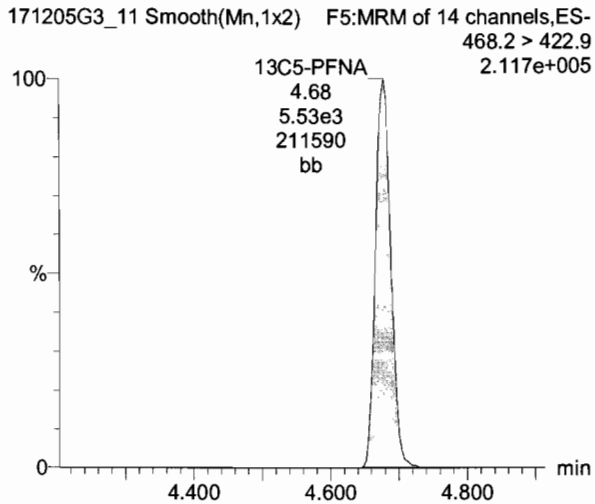

13C8-PFOS

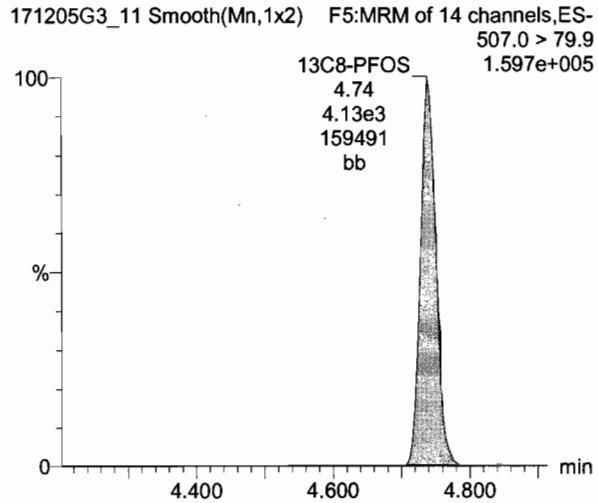

Dataset: U:\G1.PRO\Results\2017\171205G3\171205G3-CRV.qld

Last Altered: Wednesday, December 06, 2017 09:56:08 Pacific Standard Time
Printed: Wednesday, December 06, 2017 09:58:10 Pacific Standard Time

Name: 171205G3_11, Date: 05-Dec-2017, Time: 15:32:30, ID: ST171205G3-7 PFC CS4 17K2811, Description: PFC CS4 17K2811

TCDA

171205G3_11 Smooth(Mn,1x2) F5:MRM of 14 channels,ES-
498.10 > 106.8
6.860e+001

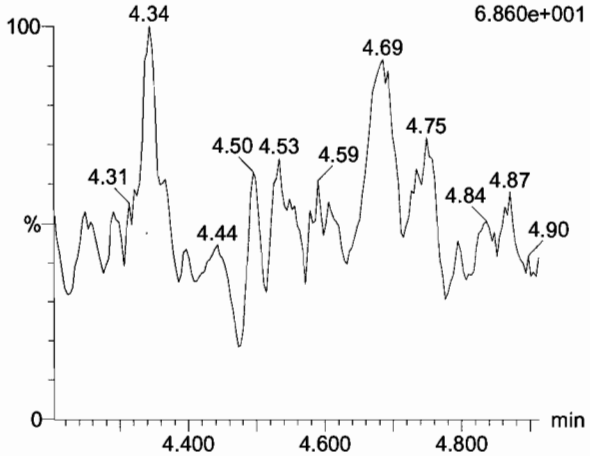

13C4-PFBA

171205G3_11 Smooth(Mn,1x2) F2:MRM of 3 channels,ES-
216.9 > 171.8
4.292e+005

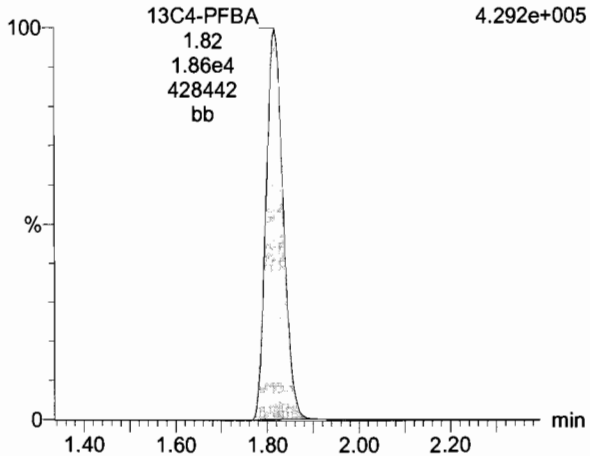

13C5-PFHxA

171205G3_11 Smooth(Mn,1x2) F3:MRM of 9 channels,ES-
318 > 272.9
8.314e+005

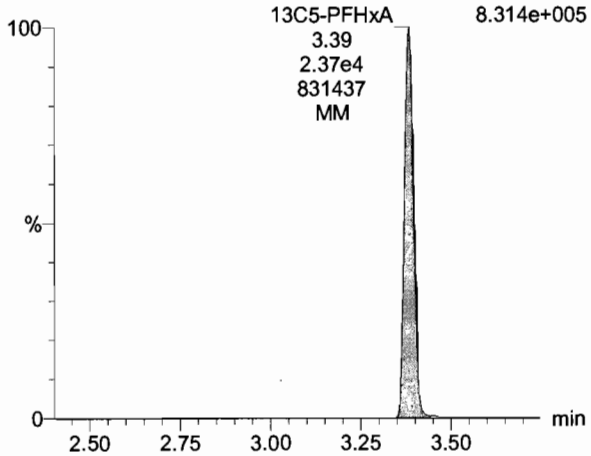

13C8-PFOS

171205G3_11 Smooth(Mn,1x2) F5:MRM of 14 channels,ES-
507.0 > 79.9
1.597e+005

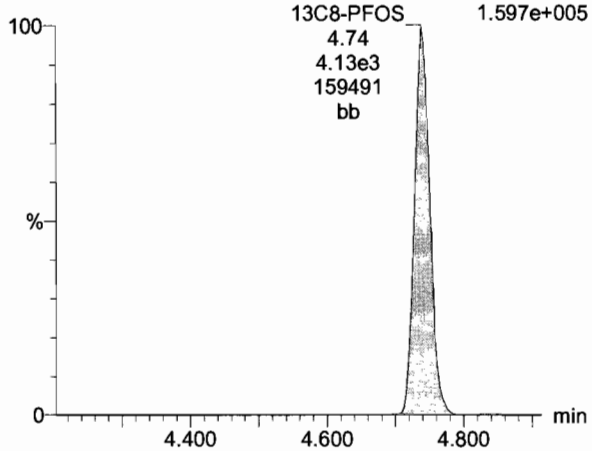

13C3-PFHxS

171205G3_11 Smooth(Mn,1x2) F4:MRM of 7 channels,ES-
401.9 > 79.9
4.263e+005

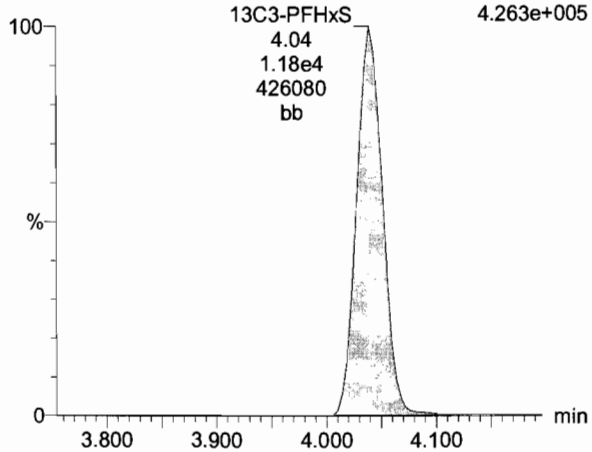

13C8-PFOA

171205G3_11 Smooth(Mn,1x2) F5:MRM of 14 channels,ES-
421.3 > 376
2.134e+005

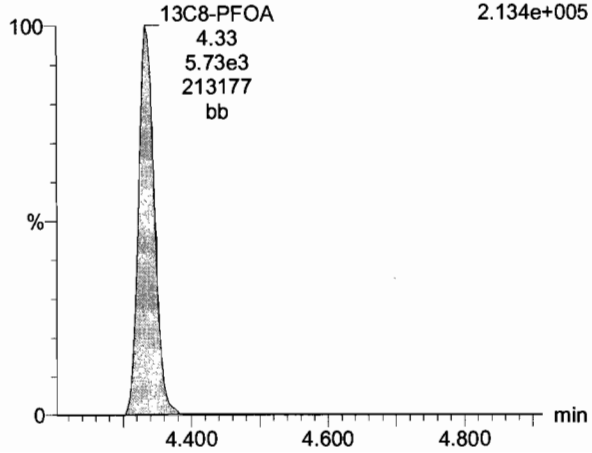

Dataset: U:\G1.PRO\Results\2017\171205G3\171205G3-CRV.qld

Last Altered: Wednesday, December 06, 2017 09:56:08 Pacific Standard Time
Printed: Wednesday, December 06, 2017 09:58:10 Pacific Standard Time

Name: 171205G3_11, Date: 05-Dec-2017, Time: 15:32:30, ID: ST171205G3-7 PFC CS4 17K2811, Description: PFC CS4 17K2811

13C9-PFNA

171205G3_11 Smooth(Mn,1x2) F5:MRM of 14 channels,ES-
472.2 > 426.9
2.378e+005

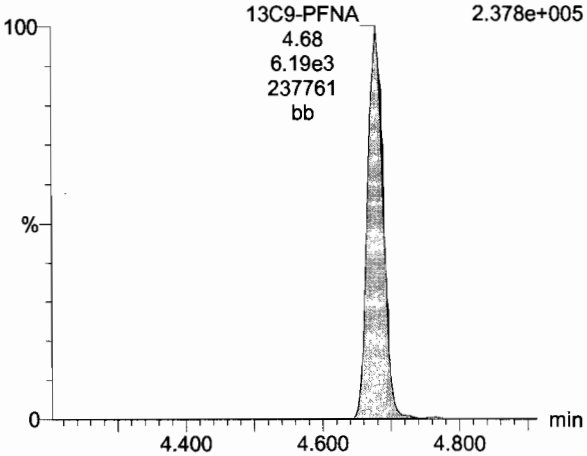

13C4-PFOS

171205G3_11 Smooth(Mn,1x2) F5:MRM of 14 channels,ES-
503.0 > 79.9
1.961e+005

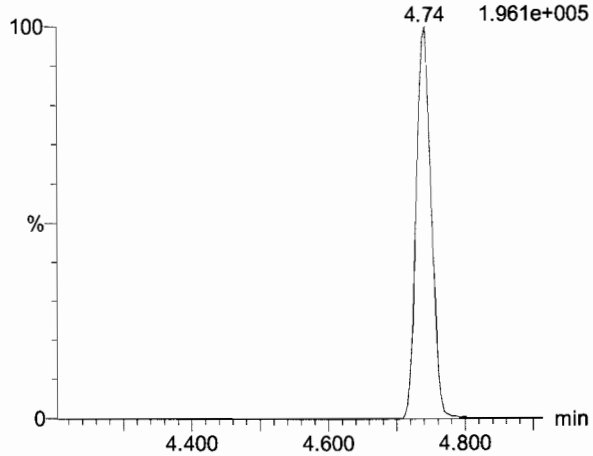

Dataset: U:\G1.PRO\Results\2017\171205G3\171205G3-CRV.qld

Last Altered: Wednesday, December 06, 2017 09:56:08 Pacific Standard Time
Printed: Wednesday, December 06, 2017 09:58:10 Pacific Standard Time

Name: 171205G3_12, Date: 05-Dec-2017, Time: 15:45:04, ID: ST171205G3-8 PFC CS5 17K2812, Description: PFC CS5 17K2812

PFBA

171205G3_12 Smooth(Mn,1x2) F2:MRM of 3 channels,ES- 212.9 > 168.9 2.525e+006

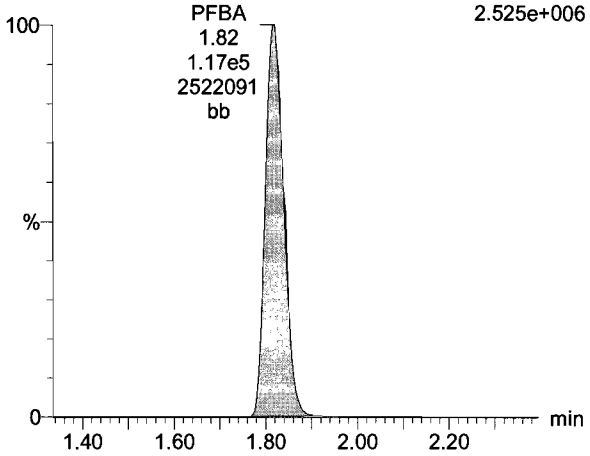

PFPeA

171205G3_12 Smooth(Mn,1x2) F3:MRM of 9 channels,ES- 263.0 > 218.8 2.774e+006

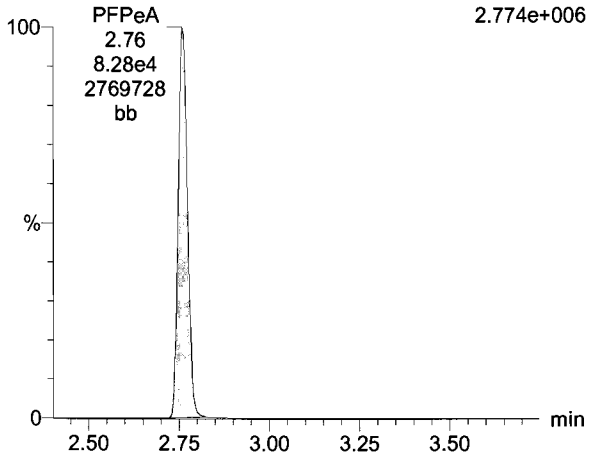

PFBS

171205G3_12 Smooth(Mn,1x2) F3:MRM of 9 channels,ES- 299.0 > 79.7 2.145e+006

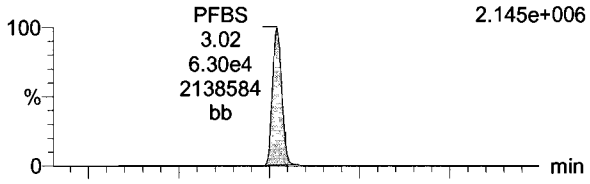

171205G3_12 Smooth(Mn,1x2) F3:MRM of 9 channels,ES- 299 > 98.7 1.223e+006

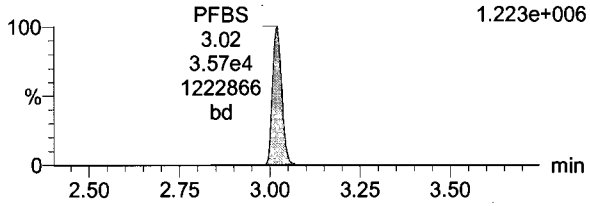

13C3-PFBA

171205G3_12 Smooth(Mn,1x2) F2:MRM of 3 channels,ES- 215.9 > 171.8 6.214e+005

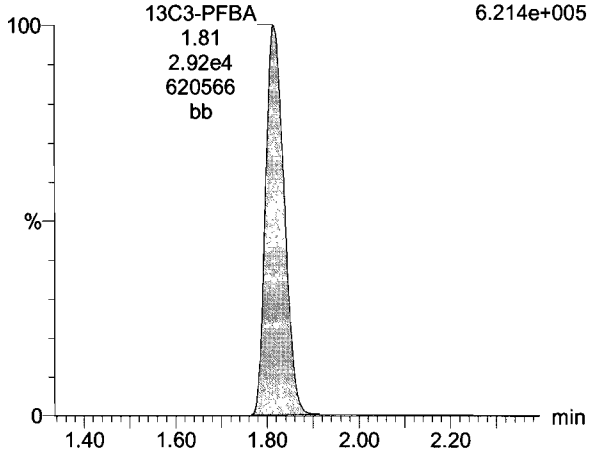

13C3-PFPeA

171205G3_12 Smooth(Mn,1x2) F3:MRM of 9 channels,ES- 266.0 > 221.8 2.984e+005

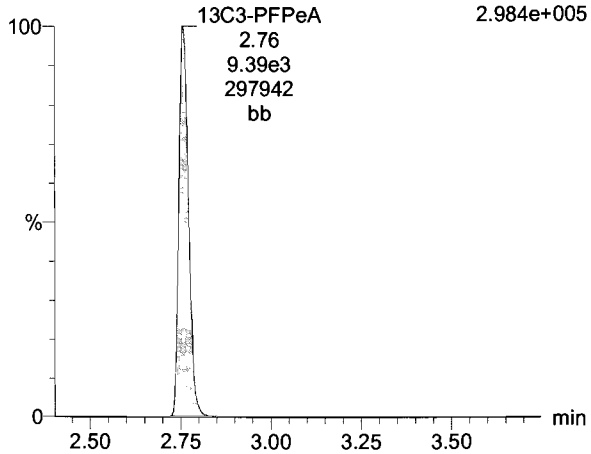

13C3-PFBS

171205G3_12 Smooth(Mn,1x2) F3:MRM of 9 channels,ES- 302.0 > 98.8 1.654e+005

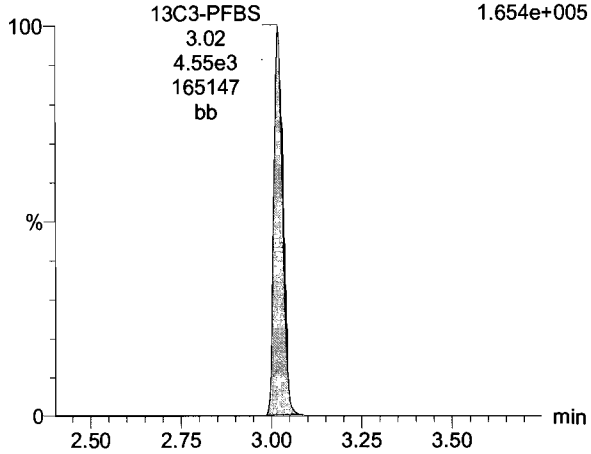

Dataset: U:\G1.PRO\Results\2017\171205G3\171205G3-CRV.qld

Last Altered: Wednesday, December 06, 2017 09:56:08 Pacific Standard Time
Printed: Wednesday, December 06, 2017 09:58:10 Pacific Standard Time

Name: 171205G3_12, Date: 05-Dec-2017, Time: 15:45:04, ID: ST171205G3-8 PFC CS5 17K2812, Description: PFC CS5 17K2812

PFHxA

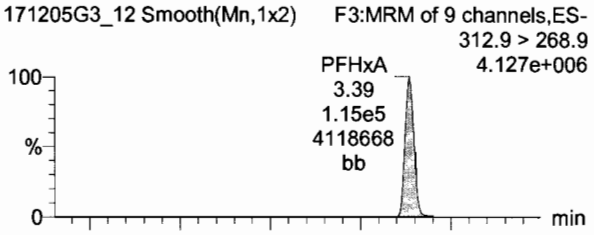

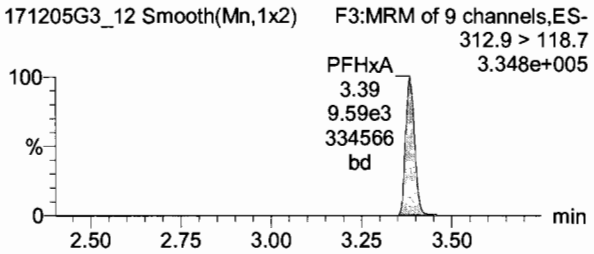

PFHpA

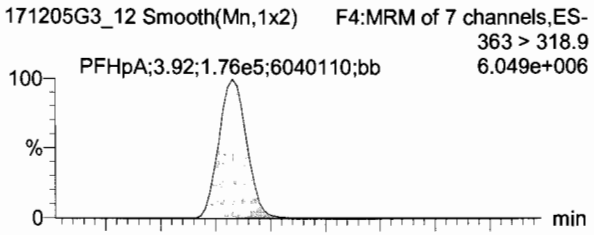

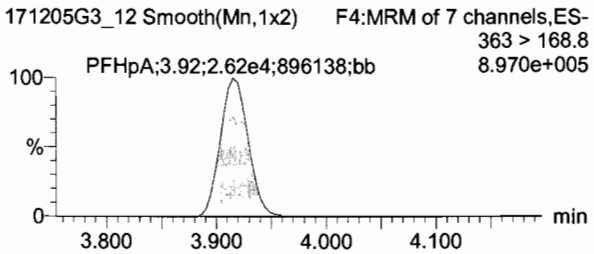

Total PFHxS

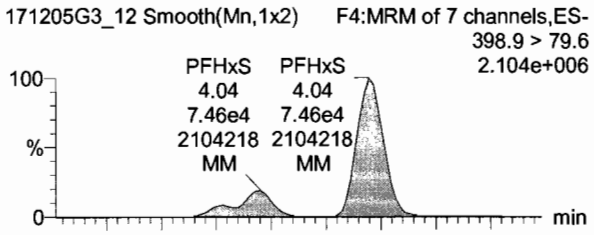

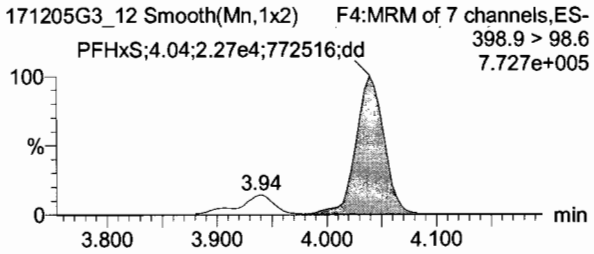

13C2-PFHxA

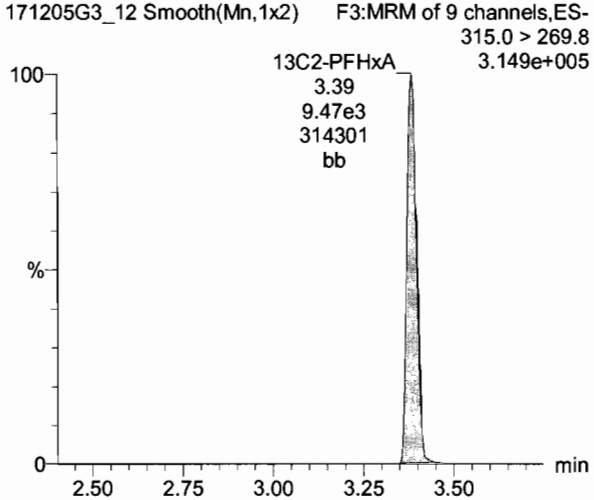

13C4-PFHpA

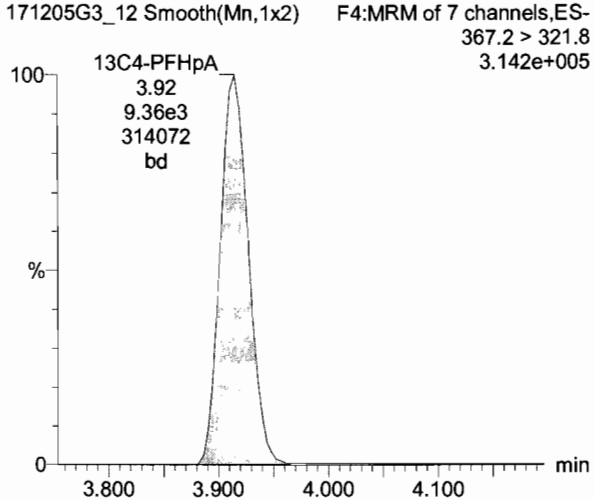

18O2-PFHxS

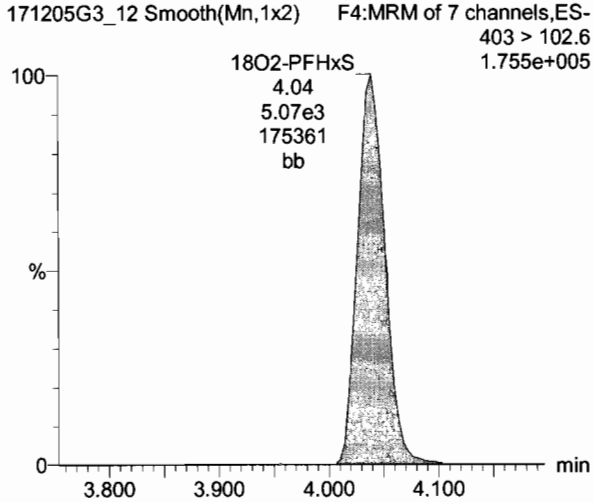

Dataset: U:\G1.PRO\Results\2017\171205G3\171205G3-CRV.qld

Last Altered: Wednesday, December 06, 2017 09:56:08 Pacific Standard Time
Printed: Wednesday, December 06, 2017 09:58:10 Pacific Standard Time

Name: 171205G3_12, Date: 05-Dec-2017, Time: 15:45:04, ID: ST171205G3-8 PFC CS5 17K2812, Description: PFC CS5 17K2812

Total PFOA

171205G3_12 Smooth(Mn,1x2) F5:MRM of 14 channels,ES- 413.0 > 368.7 6.623e+006



171205G3_12 Smooth(Mn,1x2) F5:MRM of 14 channels,ES- 413.0 > 168.8 2.422e+006



PFNA

171205G3_12 Smooth(Mn,1x2) F5:MRM of 14 channels,ES- 463.0 > 418.8 5.786e+006

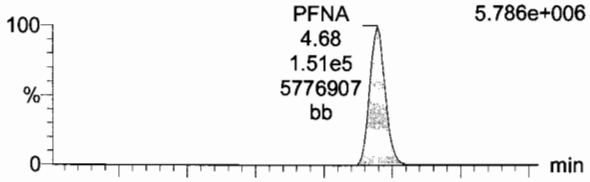

171205G3_12 Smooth(Mn,1x2) F5:MRM of 14 channels,ES- 463.0 > 219.0 5.355e+005

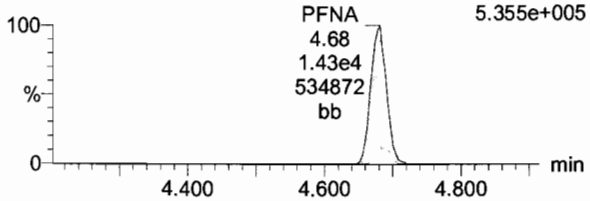

Total PFOS

171205G3_12 Smooth(Mn,1x2) F5:MRM of 14 channels,ES- 499.0 > 79.9 1.761e+006

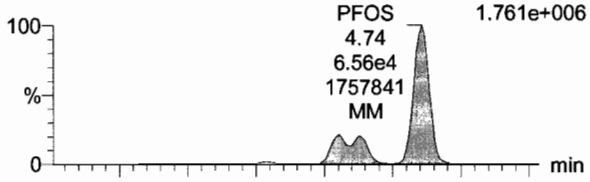

171205G3_12 Smooth(Mn,1x2) F5:MRM of 14 channels,ES- 499 > 98.8 1.219e+006

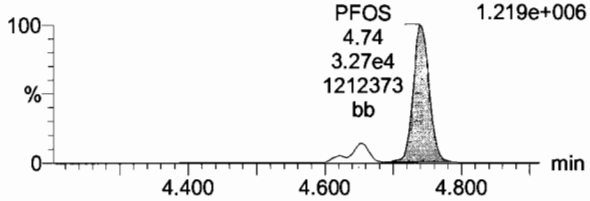

13C2-PFOA

171205G3_12 Smooth(Mn,1x2) F5:MRM of 14 channels,ES- 414.9 > 369.7 9.678e+005

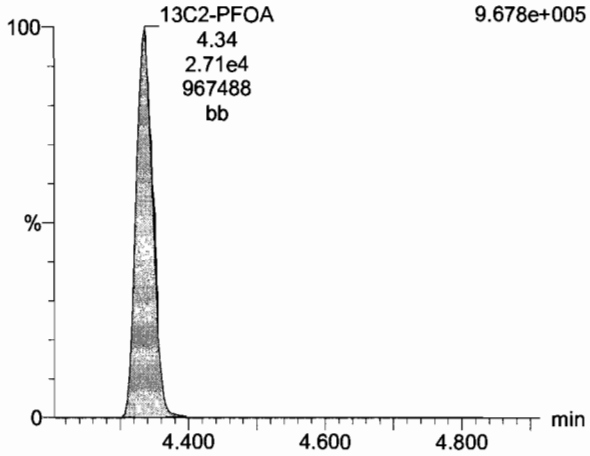

13C5-PFNA

171205G3_12 Smooth(Mn,1x2) F5:MRM of 14 channels,ES- 468.2 > 422.9 2.577e+005

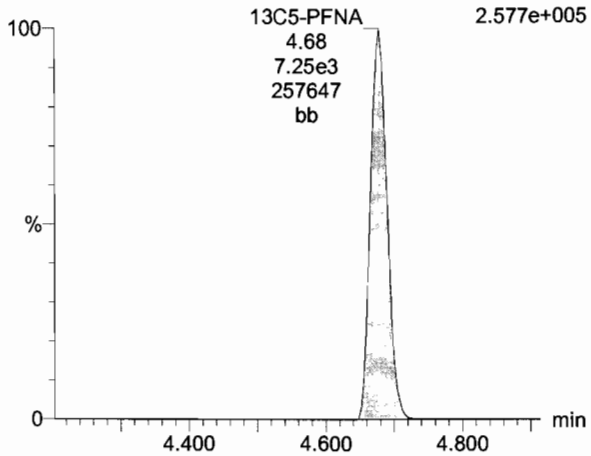

13C8-PFOS

171205G3_12 Smooth(Mn,1x2) F5:MRM of 14 channels,ES- 507.0 > 79.9 3.123e+005

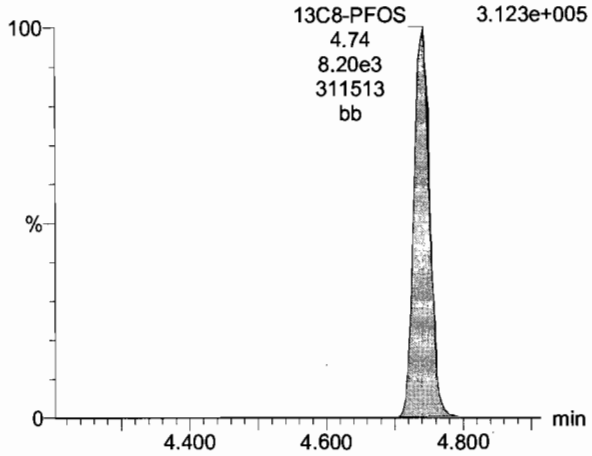

Dataset: U:\G1.PRO\Results\2017\171205G3\171205G3-CRV.qld

Last Altered: Wednesday, December 06, 2017 09:56:08 Pacific Standard Time
Printed: Wednesday, December 06, 2017 09:58:10 Pacific Standard Time

Name: 171205G3_12, Date: 05-Dec-2017, Time: 15:45:04, ID: ST171205G3-8 PFC CS5 17K2812, Description: PFC CS5 17K2812

TCDA

171205G3_12 Smooth(Mn,1x2) F5:MRM of 14 channels,ES-
498.10 > 106.8
1.258e+002

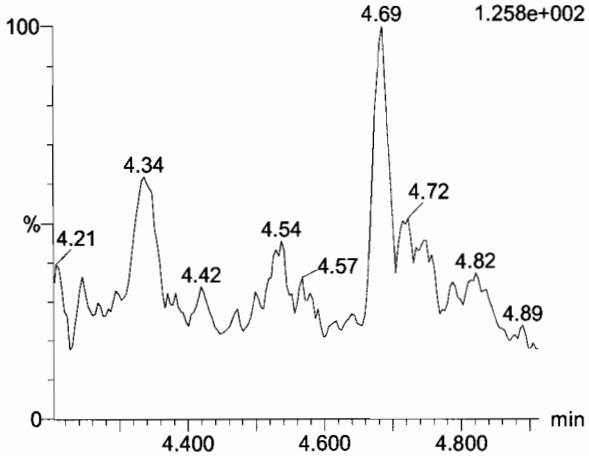

13C4-PFBA

171205G3_12 Smooth(Mn,1x2) F2:MRM of 3 channels,ES-
216.9 > 171.8
3.597e+005

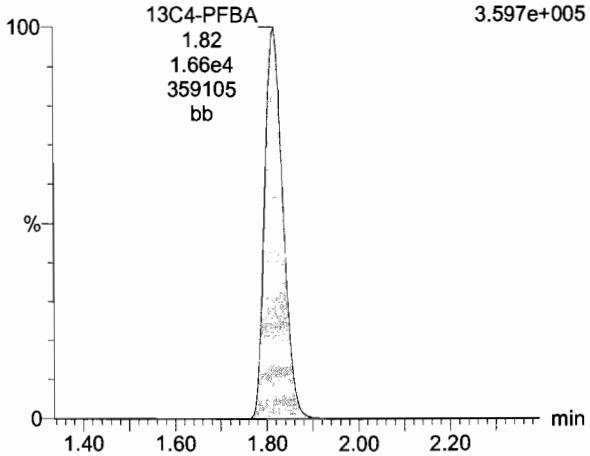

13C5-PFHxA

171205G3_12 Smooth(Mn,1x2) F3:MRM of 9 channels,ES-
318 > 272.9
7.345e+005

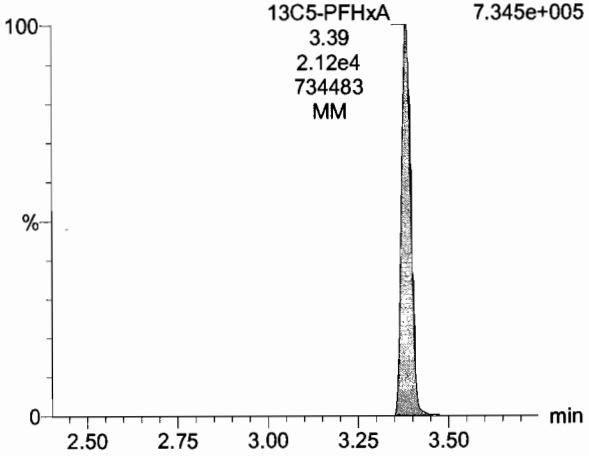

13C8-PFOS

171205G3_12 Smooth(Mn,1x2) F5:MRM of 14 channels,ES-
507.0 > 79.9
3.123e+005

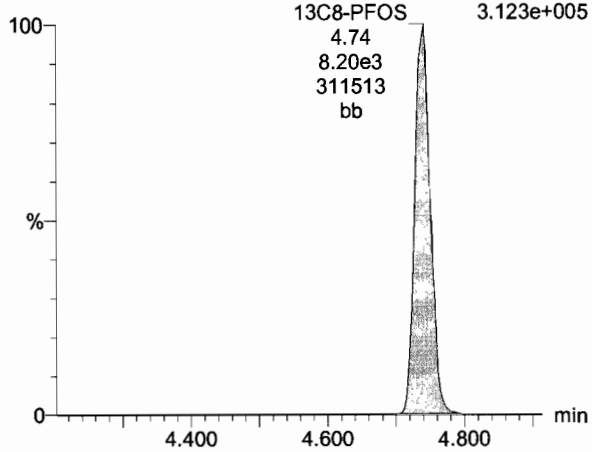

13C3-PFHxS

171205G3_12 Smooth(Mn,1x2) F4:MRM of 7 channels,ES-
401.9 > 79.9
3.813e+005

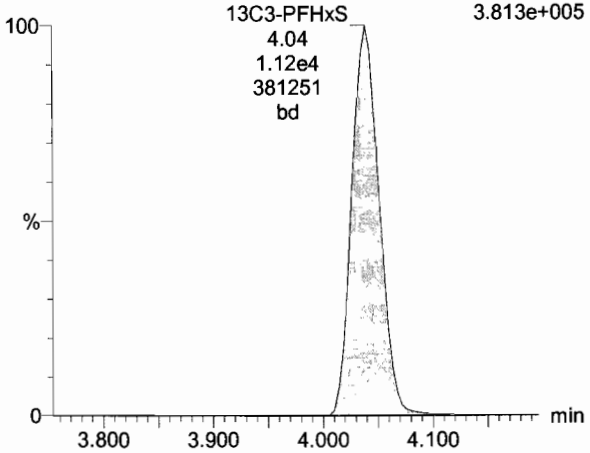

13C8-PFOA

171205G3_12 Smooth(Mn,1x2) F5:MRM of 14 channels,ES-
421.3 > 376
1.855e+005

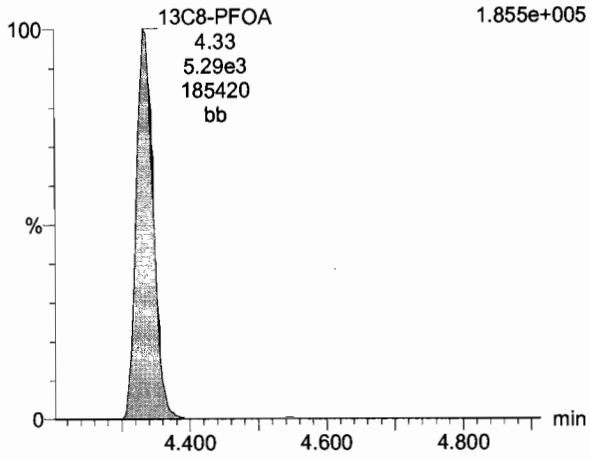

Dataset: U:\G1.PRO\Results\2017\171205G3\171205G3-CRV.qld

Last Altered: Wednesday, December 06, 2017 09:56:08 Pacific Standard Time
Printed: Wednesday, December 06, 2017 09:58:10 Pacific Standard Time

Name: 171205G3_12, Date: 05-Dec-2017, Time: 15:45:04, ID: ST171205G3-8 PFC CS5 17K2812, Description: PFC CS5 17K2812

13C9-PFNA

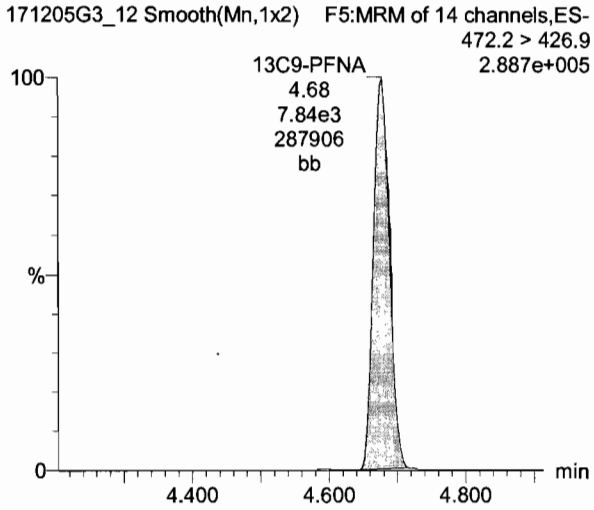

13C4-PFOS

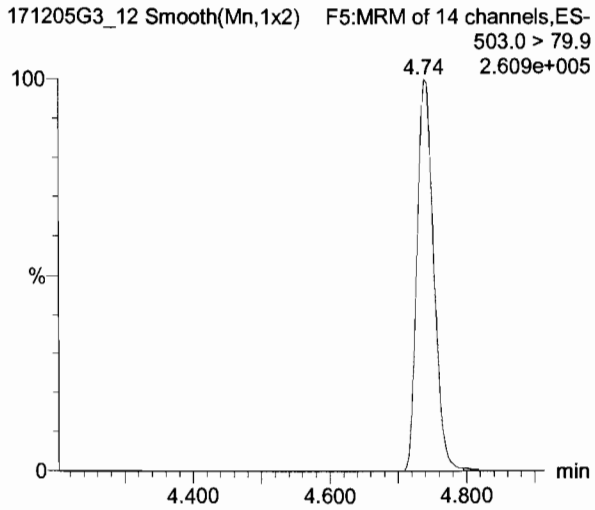

Dataset: U:\G1.PRO\Results\2017\171205G3\171205G3-CRV.qld

Last Altered: Wednesday, December 06, 2017 09:56:08 Pacific Standard Time
Printed: Wednesday, December 06, 2017 09:58:10 Pacific Standard Time

Name: 171205G3_13, Date: 05-Dec-2017, Time: 15:57:37, ID: ST171205G3-9 PFC CS6 17K2817, Description: PFC CS6 17K2817

PFBA

171205G3_13 Smooth(Mn,1x2) F2:MRM of 3 channels,ES-
212.9 > 168.9
2.657e+006

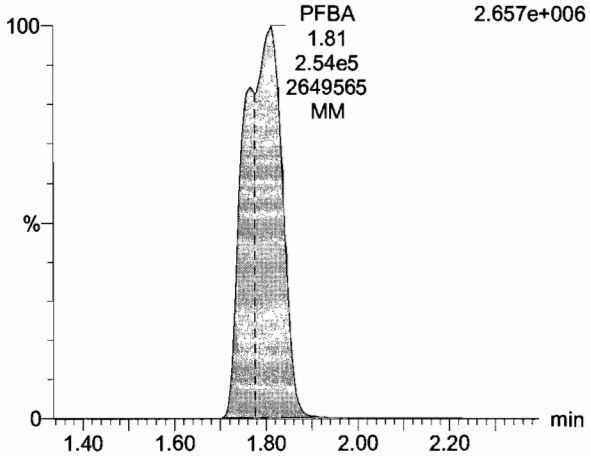

PFPeA

171205G3_13 Smooth(Mn,1x2) F3:MRM of 9 channels,ES-
263.0 > 218.8
4.161e+006

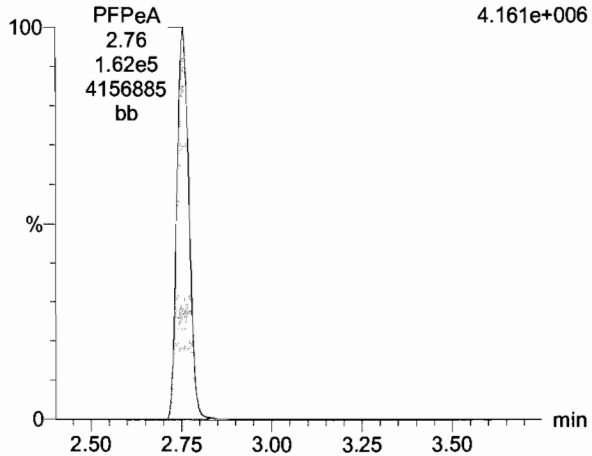

PFBS

171205G3_13 Smooth(Mn,1x2) F3:MRM of 9 channels,ES-
299.0 > 79.7
4.076e+006

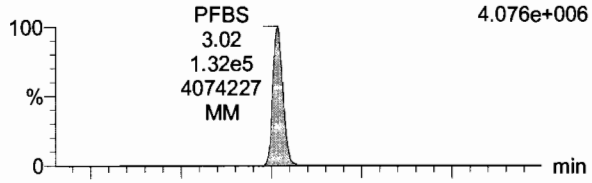

171205G3_13 Smooth(Mn,1x2) F3:MRM of 9 channels,ES-
299 > 98.7
2.069e+006

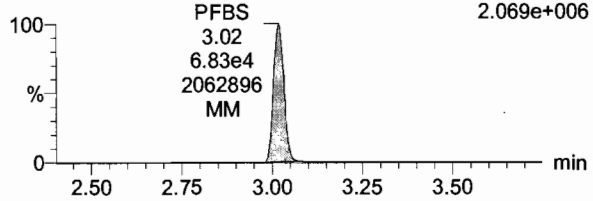

13C3-PFBA

171205G3_13 Smooth(Mn,1x2) F2:MRM of 3 channels,ES-
215.9 > 171.8
2.931e+005

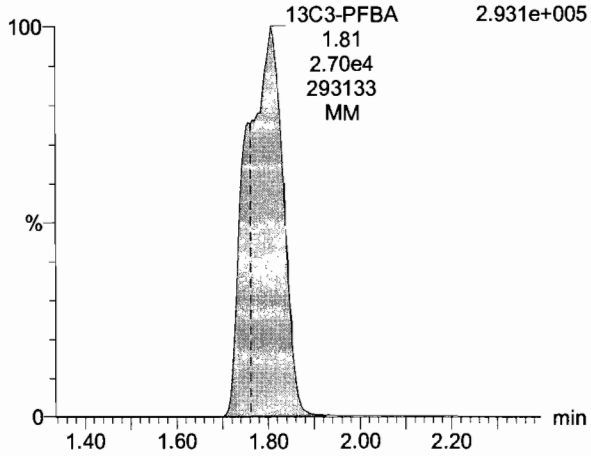

13C3-PFPeA

171205G3_13 Smooth(Mn,1x2) F3:MRM of 9 channels,ES-
266.0 > 221.8
2.089e+005

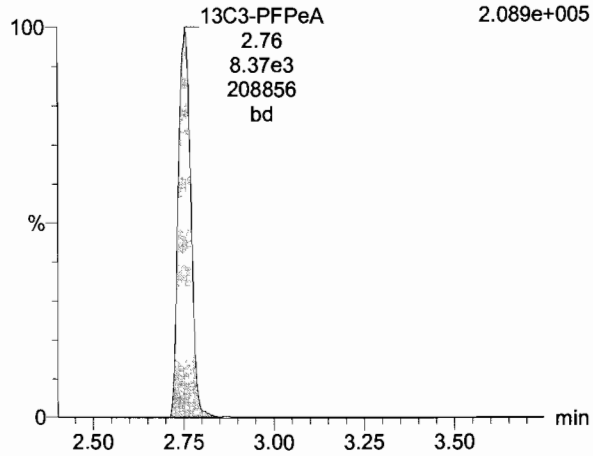

13C3-PFBS

171205G3_13 Smooth(Mn,1x2) F3:MRM of 9 channels,ES-
302.0 > 98.8
1.130e+005

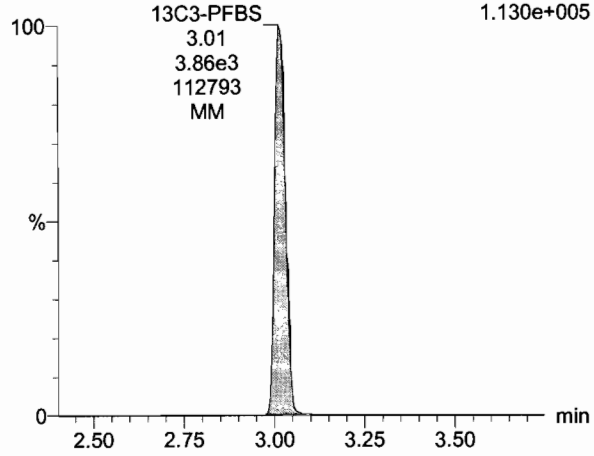

Dataset: U:\G1.PRO\Results\2017\171205G3\171205G3-CRV.qld

Last Altered: Wednesday, December 06, 2017 09:56:08 Pacific Standard Time
Printed: Wednesday, December 06, 2017 09:58:10 Pacific Standard Time

Name: 171205G3_13, Date: 05-Dec-2017, Time: 15:57:37, ID: ST171205G3-9 PFC CS6 17K2817, Description: PFC CS6 17K2817

PFHxA

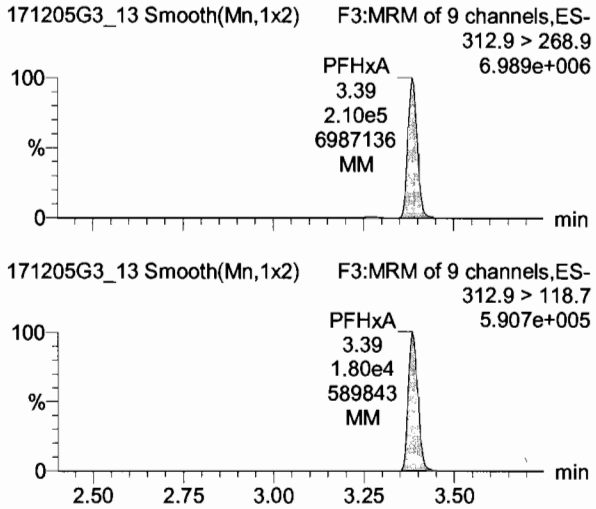

PFHpA

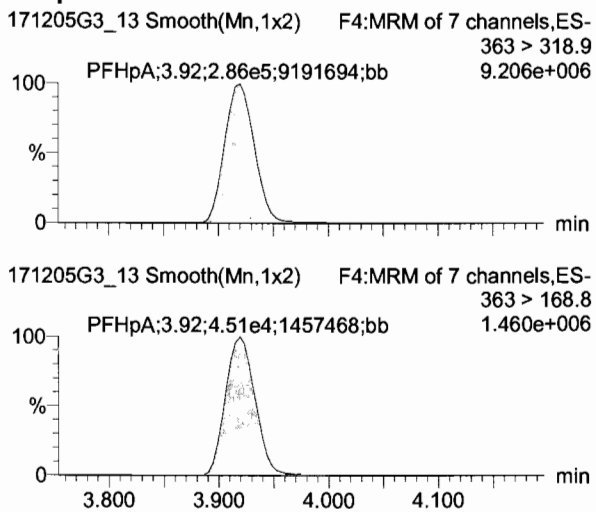

Total PFHxS

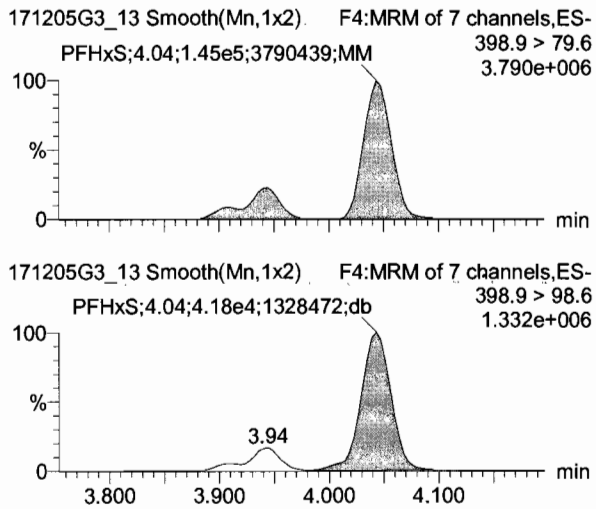

13C2-PFHxA

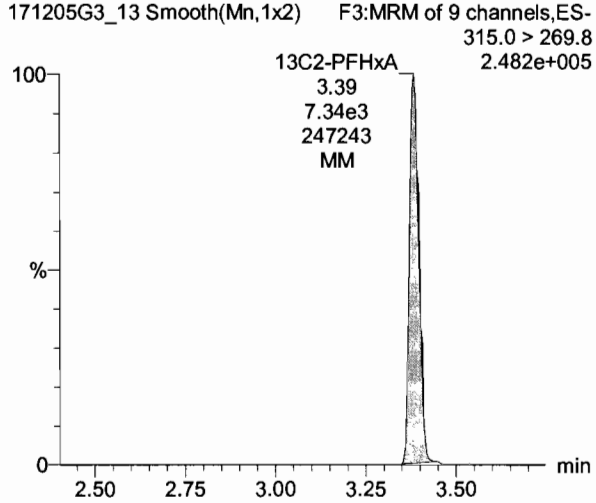

13C4-PFHpA

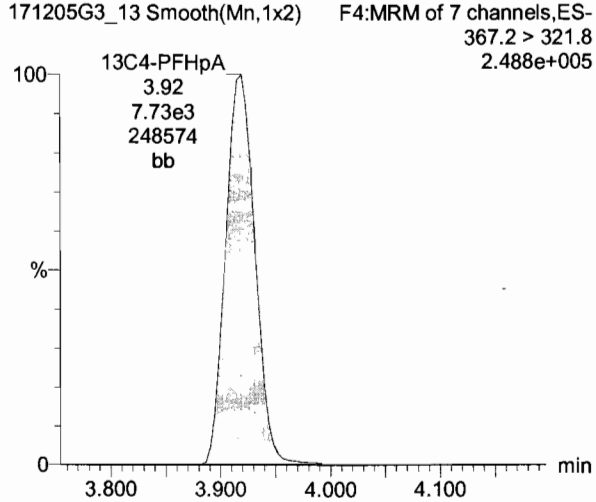

18O2-PFHxS

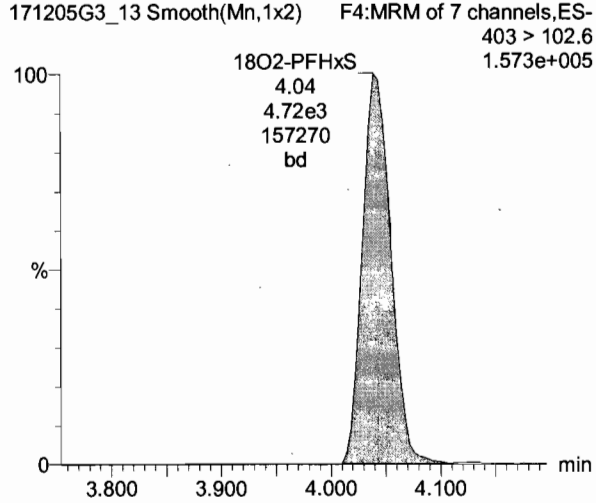

Dataset: U:\G1.PRO\Results\2017\171205G3\171205G3-CRV.qld

Last Altered: Wednesday, December 06, 2017 09:56:08 Pacific Standard Time
Printed: Wednesday, December 06, 2017 09:58:10 Pacific Standard Time

Name: 171205G3_13, Date: 05-Dec-2017, Time: 15:57:37, ID: ST171205G3-9 PFC CS6 17K2817, Description: PFC CS6 17K2817

Total PFOA

171205G3_13 Smooth(Mn,1x2) F5:MRM of 14 channels,ES- 413.0 > 368.7 9.910e+006



171205G3_13 Smooth(Mn,1x2) F5:MRM of 14 channels,ES- 413.0 > 168.8 4.223e+006



PFNA

171205G3_13 Smooth(Mn,1x2) F5:MRM of 14 channels,ES- 463.0 > 418.8 1.214e+007

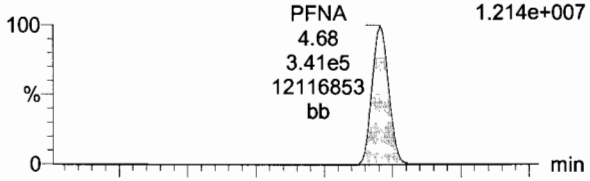

171205G3_13 Smooth(Mn,1x2) F5:MRM of 14 channels,ES- 463.0 > 219.0 1.211e+006

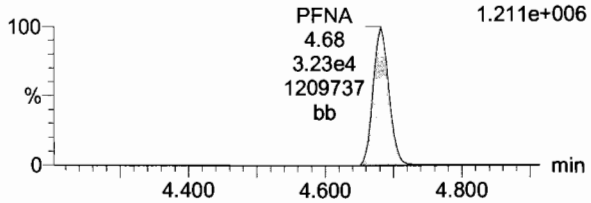

Total PFOS

171205G3_13 Smooth(Mn,1x2) F5:MRM of 14 channels,ES- 499.0 > 79.9 4.466e+006

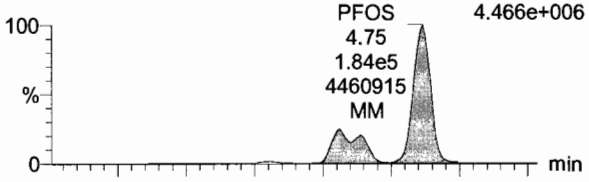

171205G3_13 Smooth(Mn,1x2) F5:MRM of 14 channels,ES- 499 > 98.8 2.872e+006

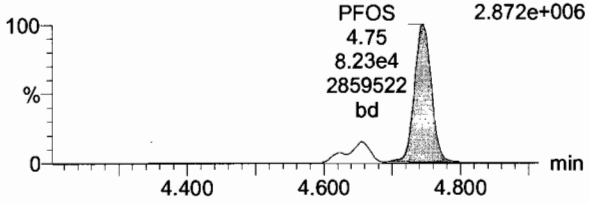

13C2-PFOA

171205G3_13 Smooth(Mn,1x2) F5:MRM of 14 channels,ES- 414.9 > 369.7 8.162e+005

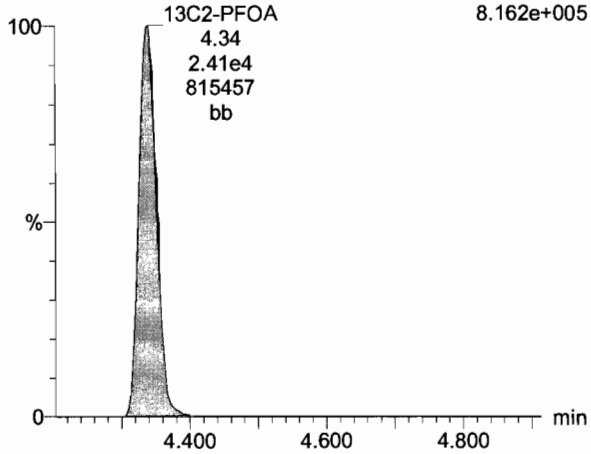

13C5-PFNA

171205G3_13 Smooth(Mn,1x2) F5:MRM of 14 channels,ES- 468.2 > 422.9 2.781e+005

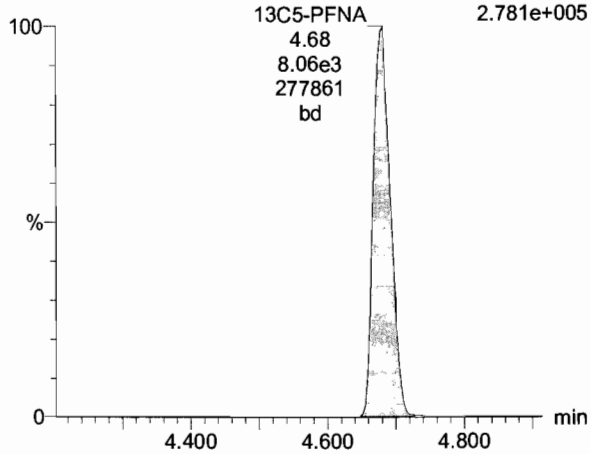

13C8-PFOS

171205G3_13 Smooth(Mn,1x2) F5:MRM of 14 channels,ES- 507.0 > 79.9 3.503e+005

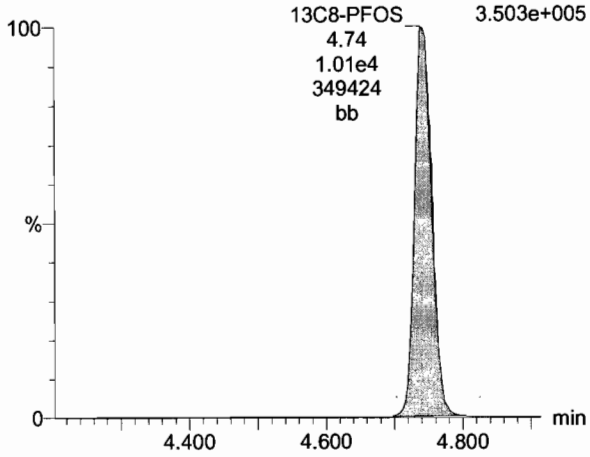

Dataset: U:\G1.PRO\Results\2017\171205G3\171205G3-CRV.qld

Last Altered: Wednesday, December 06, 2017 09:56:08 Pacific Standard Time
Printed: Wednesday, December 06, 2017 09:58:10 Pacific Standard Time

Name: 171205G3_13, Date: 05-Dec-2017, Time: 15:57:37, ID: ST171205G3-9 PFC CS6 17K2817, Description: PFC CS6 17K2817

TCDA

171205G3_13 Smooth(Mn,1x2) F5:MRM of 14 channels,ES- 498.10 > 106.8 1.830e+002

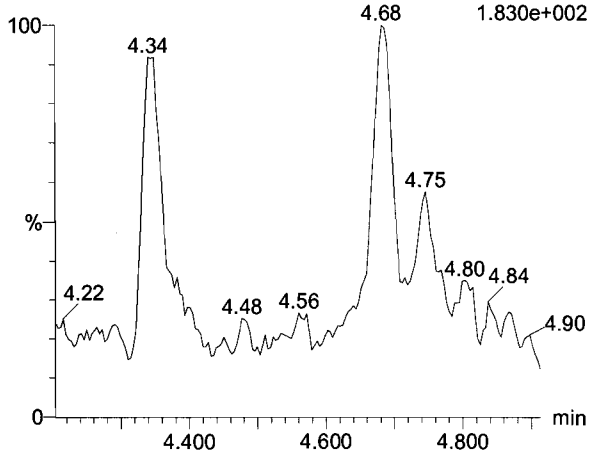

13C4-PFBA

171205G3_13 Smooth(Mn,1x2) F2:MRM of 3 channels,ES- 216.9 > 171.8 1.600e+005

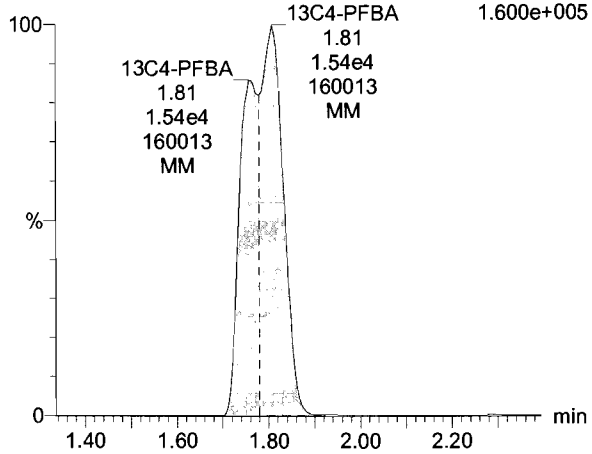

13C5-PFHxA

171205G3_13 Smooth(Mn,1x2) F3:MRM of 9 channels,ES- 318 > 272.9 5.436e+005

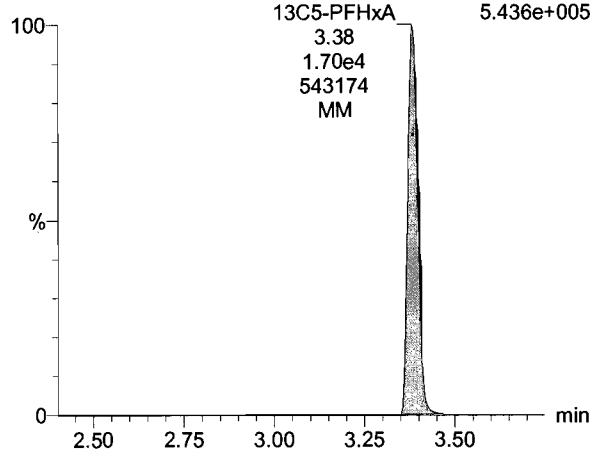

13C8-PFOS

171205G3_13 Smooth(Mn,1x2) F5:MRM of 14 channels,ES- 507.0 > 79.9 3.503e+005

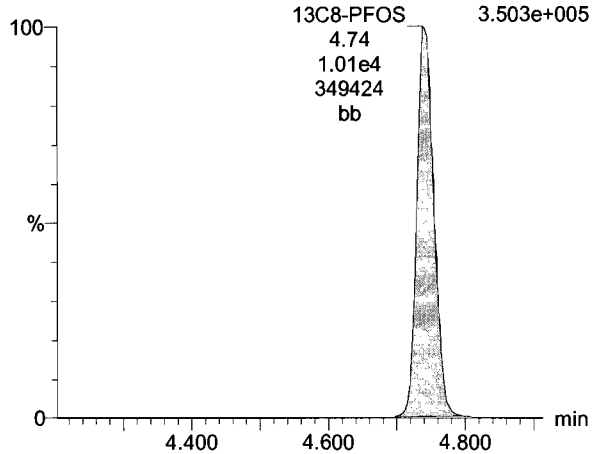

13C3-PFHxS

171205G3_13 Smooth(Mn,1x2) F4:MRM of 7 channels,ES- 401.9 > 79.9 3.361e+005

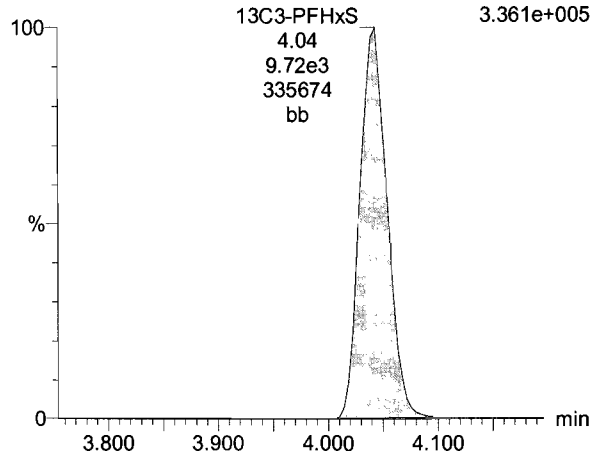

13C8-PFOA

171205G3_13 Smooth(Mn,1x2) F5:MRM of 14 channels,ES- 421.3 > 376 1.613e+005

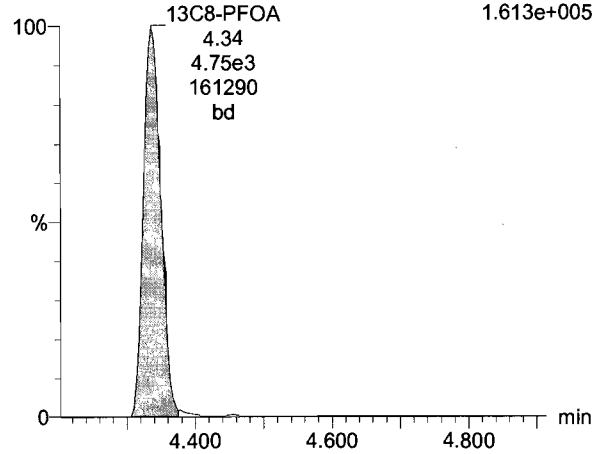

Dataset: U:\G1.PRO\Results\2017\171205G3\171205G3-CRV.qld

Last Altered: Wednesday, December 06, 2017 09:56:08 Pacific Standard Time
Printed: Wednesday, December 06, 2017 09:58:10 Pacific Standard Time

Name: 171205G3_13, Date: 05-Dec-2017, Time: 15:57:37, ID: ST171205G3-9 PFC CS6 17K2817, Description: PFC CS6 17K2817

13C9-PFNA

171205G3_13 Smooth(Mn,1x2) F5:MRM of 14 channels,ES- 472.2 > 426.9 2.813e+005

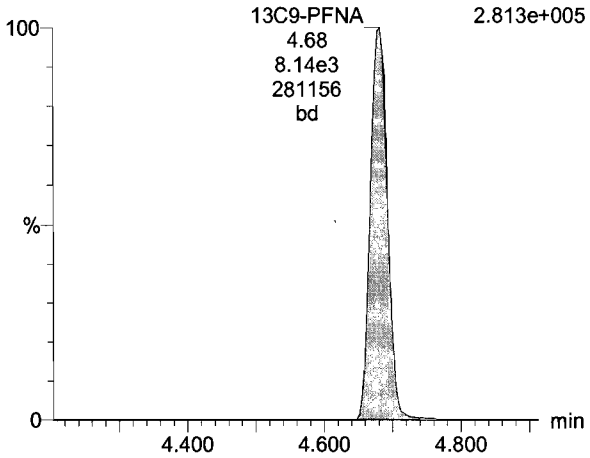

13C4-PFOS

171205G3_13 Smooth(Mn,1x2) F5:MRM of 14 channels,ES- 503.0 > 79.9 3.532e+005

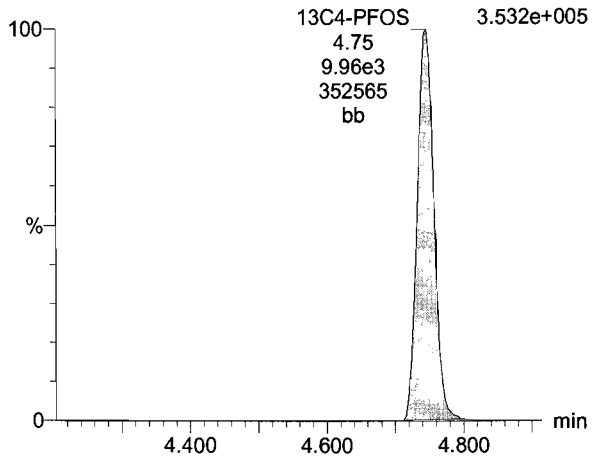

Vista Analytical Laboratory

Dataset: Untitled

Last Altered: Wednesday, December 06, 2017 10:18:59 Pacific Standard Time
Printed: Wednesday, December 06, 2017 10:21:03 Pacific Standard Time

Method: U:\G1.PRO\MethDB\PFAS_A_171206.mdb 06 Dec 2017 09:16:13
Calibration: U:\G1.PRO\CurveDB\C18_VAL-PFAS_Q1_12-05-17_L9.cdb 06 Dec 2017 10:07:59

Name: 171205G3_15, Date: 05-Dec-2017, Time: 16:22:42, ID: ICV171205G3-10 PFC ICV 17K3001, Description: PFC ICV 17K3001

	#	Name	Trace	Area	IS Area	Wt./Vol.	RRF	Pred.RT	RT	y Axis Resp.	Conc.	%Rec
1	1	PFBA	212.9 > 168.9	1.33e4	3.33e4	1.00000		1.82	1.82	5.01	10.2	101.9
2	2	PFPeA	263.0 > 218.8	9.57e3	1.19e4	1.00000		2.76	2.76	10.1	9.74	97.4
3	3	PFBS	299.0 > 79.7	6.53e3	5.76e3	1.00000		3.02	3.02	14.2	8.34	83.4
4	4	PFHxA	312.9 > 268.9	1.40e4	1.14e4	1.00000		3.39	3.39	6.11	10.3	102.5
5	5	PFHpA	363 > 318.9	2.12e4	1.26e4	1.00000		3.92	3.92	21.1	8.71	87.1
6	6	PFHxS	398.9 > 79.6	7.80e3	5.92e3	1.00000		4.04	4.04	16.5	10.1	100.6
7	7	PFOA	413.0 > 368.7	1.88e4	2.91e4	1.00000		4.34	4.33	8.07	8.93	89.3
8	8	PFNA	463.0 > 418.8	1.25e4	6.84e3	1.00000		4.68	4.68	22.8	7.95	79.5
9	9	PFOS	499.0 >79.9	4.57e3	6.09e3	1.00000		4.74	4.74	9.39	8.27	82.7
10	11	13C3-PFBA	215.9 > 171.8	3.33e4	2.10e4	1.00000	1.717	1.81	1.82	19.8	11.5	92.4
11	12	13C3-PFBS	302.0 > 98.8	5.76e3	2.74e4	1.00000	0.224	3.09	3.02	2.63	11.7	94.0
12	13	13C3-PFPeA	266.0 > 221.8	1.19e4	2.74e4	1.00000	0.450	2.74	2.76	5.42	12.0	96.2
13	14	13C2-PFHxA	315.0 > 269.8	1.14e4	2.74e4	1.00000	1.071	3.39	3.39	5.22	4.88	97.5
14	15	13C4-PFHpA	367.2 > 321.8	1.26e4	2.74e4	1.00000	0.465	3.92	3.92	5.73	12.3	98.5
15	16	18O2-PFHxS	403 > 102.6	5.92e3	1.34e4	1.00000	0.482	4.04	4.04	5.54	11.5	91.8
16	17	13C2-PFOA	414.9 > 369.7	2.91e4	6.21e3	1.00000	4.966	4.34	4.34	58.5	11.8	94.2
17	18	13C5-PFNA	468.2 > 422.9	6.84e3	7.98e3	1.00000	0.931	4.67	4.68	10.7	11.5	92.0
18	20	13C8-PFOS	507.0 > 79.9	6.09e3	7.31e3	1.00000	0.975	4.74	4.74	10.4	10.7	85.4
19	21	13C4-PFBA	216.9 > 171.8	2.10e4	2.10e4	1.00000	1.000	1.77	1.81	12.5	12.5	100.0
20	22	13C5-PFHxA	318>272.9	2.74e4	2.74e4	1.00000	1.000	3.69	3.39	12.5	12.5	100.0
21	23	13C3-PFHxS	401.9 > 79.9	1.34e4	1.34e4	1.00000	1.000	4.32	4.04	12.5	12.5	100.0
22	24	13C8-PFOA	421.3 > 376	6.21e3	6.21e3	1.00000	1.000	4.61	4.34	12.5	12.5	100.0
23	25	13C9-PFNA	472.2 > 426.9	7.98e3	7.98e3	1.00000	1.000	4.94	4.67	12.5	12.5	100.0
24	26	13C4-PFOS	503.0 > 79.9	7.31e3	7.31e3	1.00000	1.000	4.78	4.74	12.5	12.5	100.0

70-130

MJT 12/6/17

50-150

JA 12/06/2017

Vista Analytical Laboratory

Dataset: Untitled

Last Altered: Wednesday, December 06, 2017 10:18:59 Pacific Standard Time
Printed: Wednesday, December 06, 2017 10:21:03 Pacific Standard Time

Method: U:\G1.PRO\MethDB\PFAS_A_171206.mdb 06 Dec 2017 09:16:13
Calibration: U:\G1.PRO\CurveDB\C18_VAL-PFAS_Q1_12-05-17_L9.cdb 06 Dec 2017 10:07:59

Name: 171205G3_15, Date: 05-Dec-2017, Time: 16:22:42, ID: ICV171205G3-10 PFC ICV 17K3001, Description: PFC ICV 17K3001

PFBA

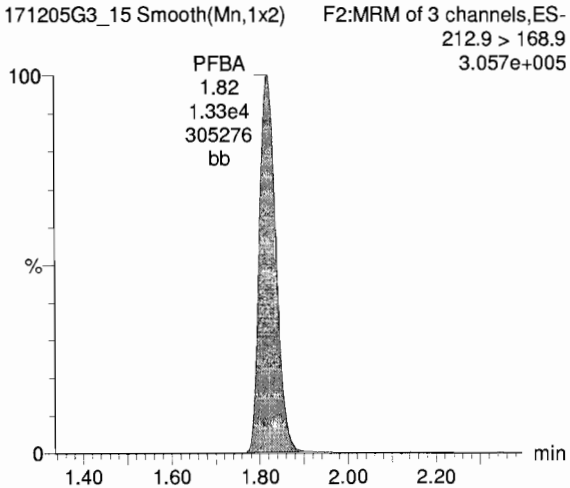

PFPeA

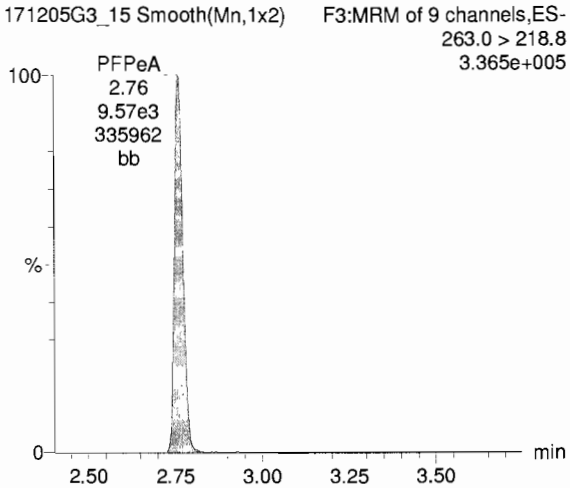

PFBS

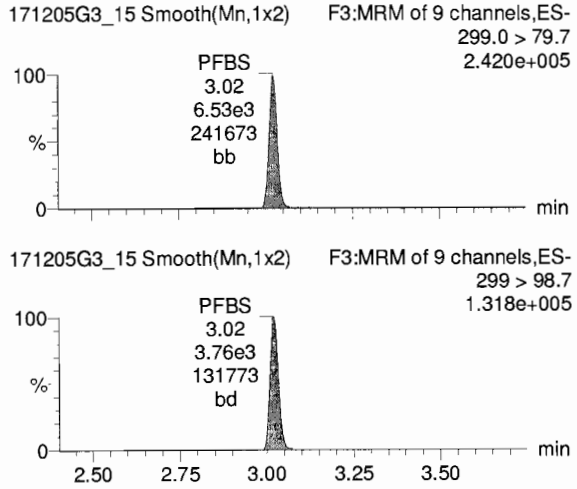

13C3-PFBA

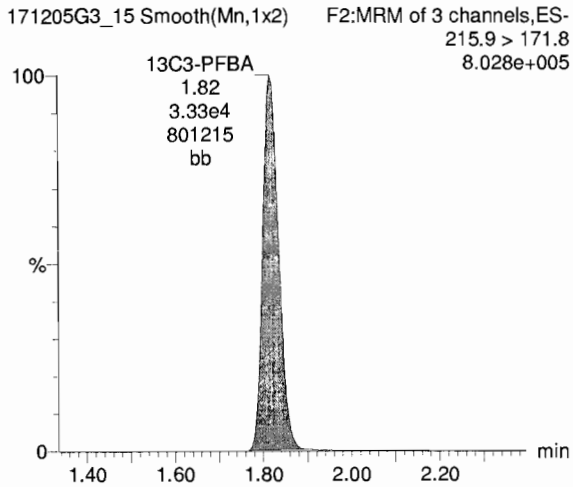

13C3-PFPeA

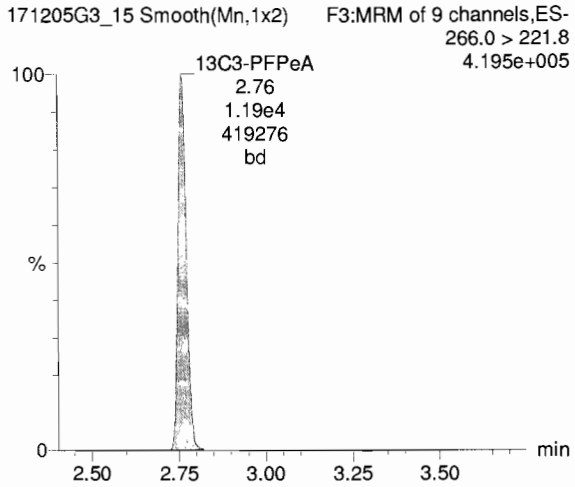

13C3-PFBS

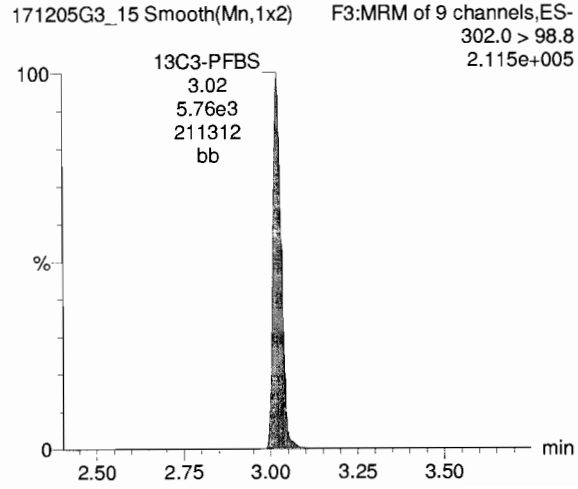

Dataset: Untitled

Last Altered: Wednesday, December 06, 2017 10:18:59 Pacific Standard Time
Printed: Wednesday, December 06, 2017 10:21:03 Pacific Standard Time

Name: 171205G3_15, Date: 05-Dec-2017, Time: 16:22:42, ID: ICV171205G3-10 PFC ICV 17K3001, Description: PFC ICV 17K3001

PFHxA

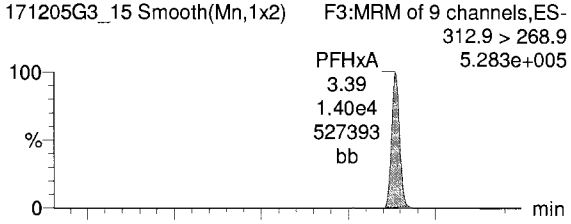

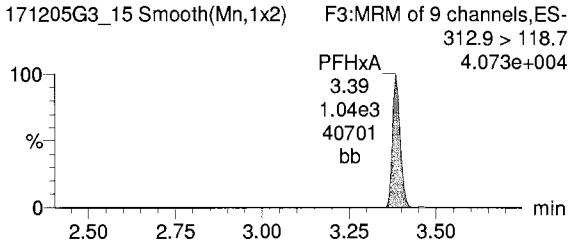

PFHpA

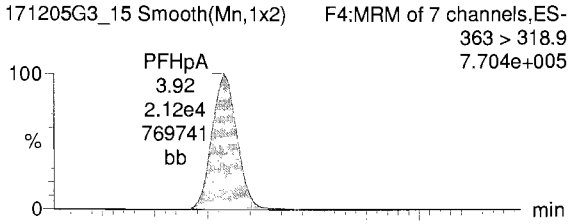

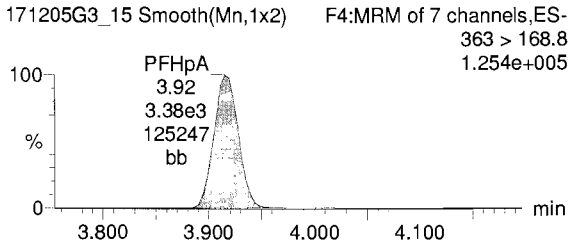

Total PFHxS

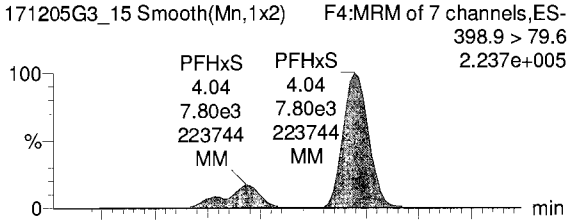

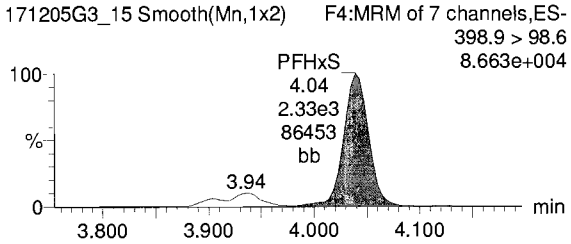

13C2-PFHxA

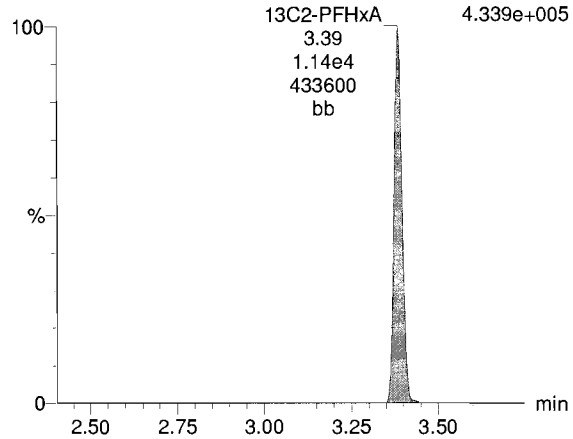

13C4-PFHpA

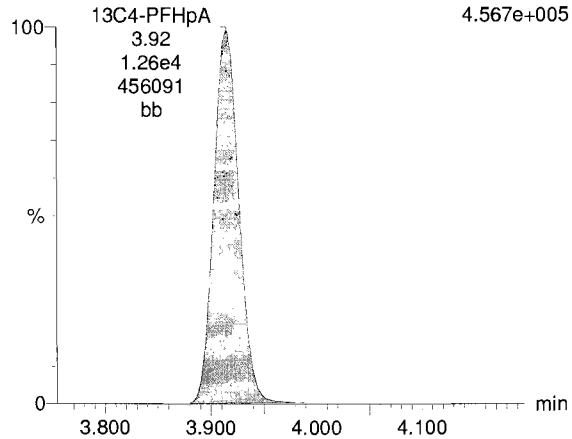

18O2-PFHxS

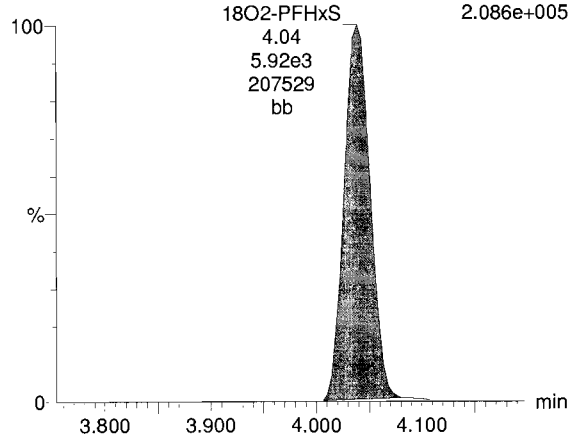

Vista Analytical Laboratory

Dataset: Untitled

Last Altered: Wednesday, December 06, 2017 10:18:59 Pacific Standard Time
Printed: Wednesday, December 06, 2017 10:21:03 Pacific Standard Time

Name: 171205G3_15, Date: 05-Dec-2017, Time: 16:22:42, ID: ICV171205G3-10 PFC ICV 17K3001, Description: PFC ICV 17K3001

Total PFOA

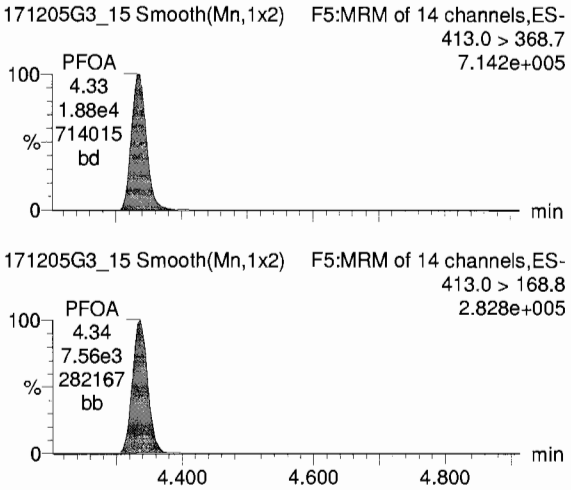

PFNA

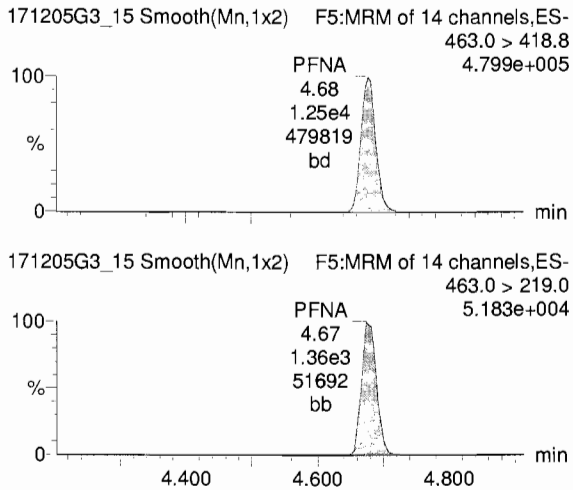

Total PFOS

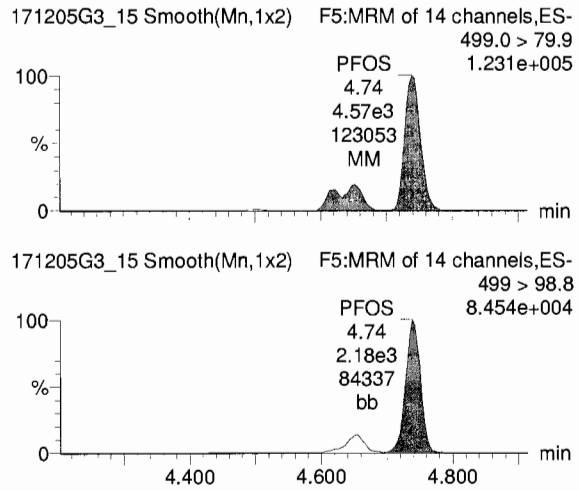

13C2-PFOA

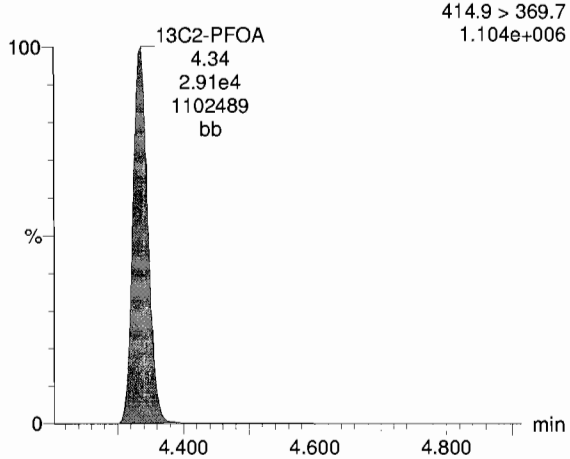

13C5-PFNA

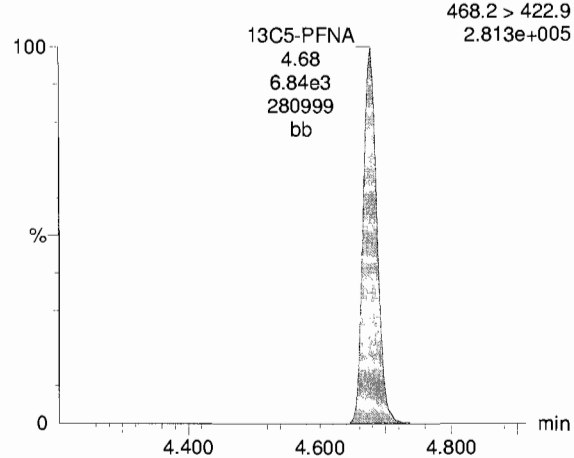

13C8-PFOS

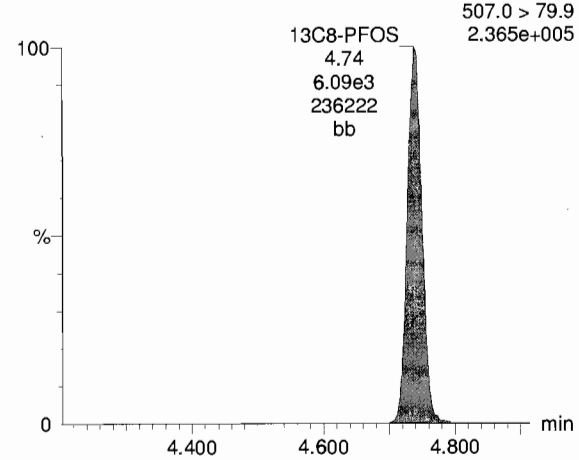

Dataset: Untitled

Last Altered: Wednesday, December 06, 2017 10:18:59 Pacific Standard Time
Printed: Wednesday, December 06, 2017 10:21:03 Pacific Standard Time

Name: 171205G3_15, Date: 05-Dec-2017, Time: 16:22:42, ID: ICV171205G3-10 PFC ICV 17K3001, Description: PFC ICV 17K3001

13C4-PFBA

171205G3_15 Smooth(Mn,1x2) F2:MRM of 3 channels,ES- 216.9 > 171.8 5.227e+005

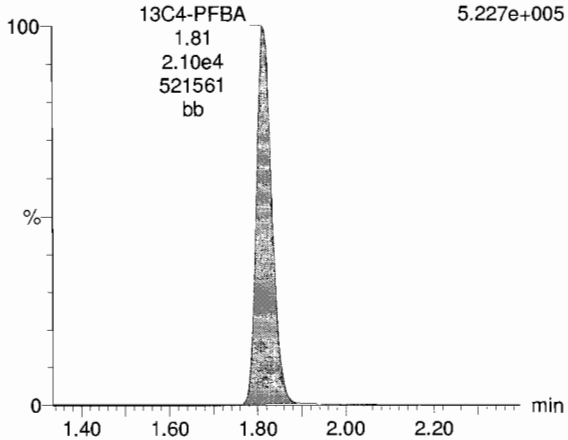

13C5-PFHxA

171205G3_15 Smooth(Mn,1x2) F3:MRM of 9 channels,ES- 318 > 272.9 9.900e+005

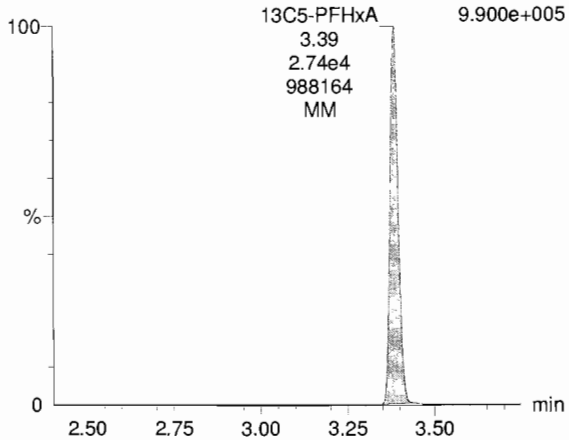

13C3-PFHxS

171205G3_15 Smooth(Mn,1x2) F4:MRM of 7 channels,ES- 401.9 > 79.9 4.780e+005

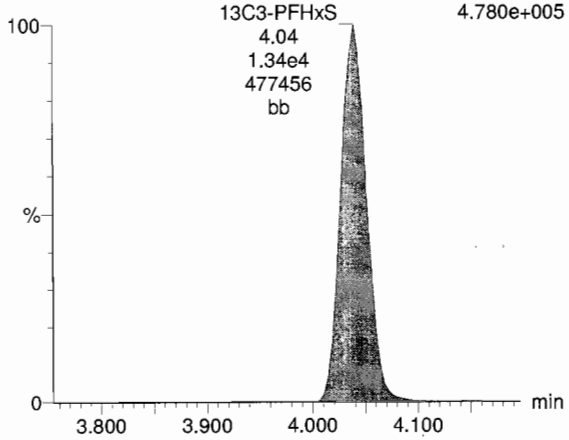

13C8-PFOA

171205G3_15 Smooth(Mn,1x2) F5:MRM of 14 channels,ES- 421.3 > 376 2.326e+005

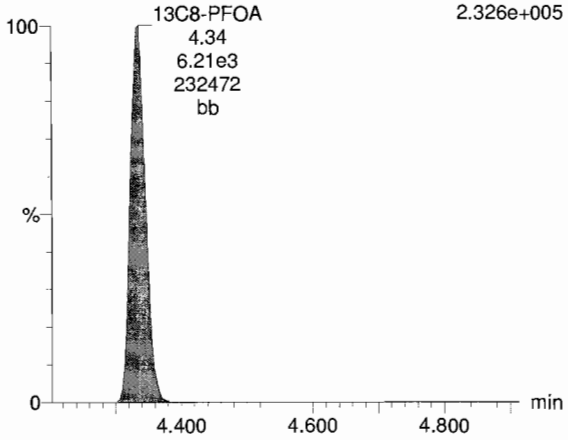

13C9-PFNA

171205G3_15 Smooth(Mn,1x2) F5:MRM of 14 channels,ES- 472.2 > 426.9 3.164e+005

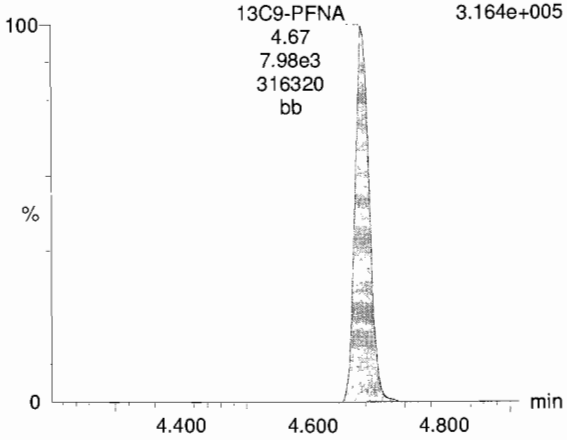

13C4-PFOS

171205G3_15 Smooth(Mn,1x2) F5:MRM of 14 channels,ES- 503.0 > 79.9 2.876e+005

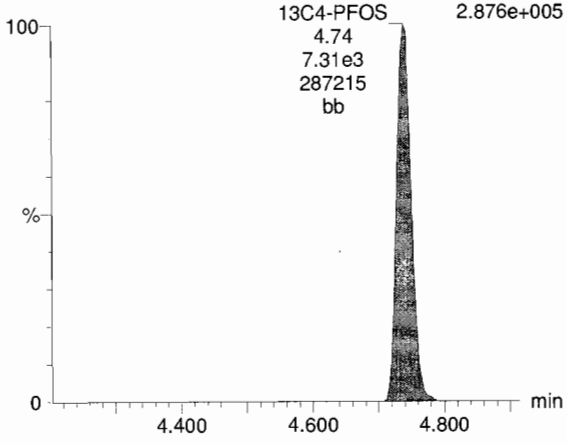

Vista Analytical Laboratory

Dataset: U:\G1.PRO\Results\2017\171205G3\171205G3-14.qld

Last Altered: Wednesday, December 06, 2017 12:45:54 Pacific Standard Time
Printed: Wednesday, December 06, 2017 12:46:28 Pacific Standard Time

Method: U:\G1.PRO\MethDB\PFAS_A_171206.mdb 06 Dec 2017 10:26:28
Calibration: U:\G1.PRO\CurveDB\C18_VAL-PFAS_Q1_12-05-17_L9.cdb 06 Dec 2017 10:07:59

Name: 171205G3_14, Date: 05-Dec-2017, Time: 16:10:06, ID: IPA, Description: IPA

PFBA

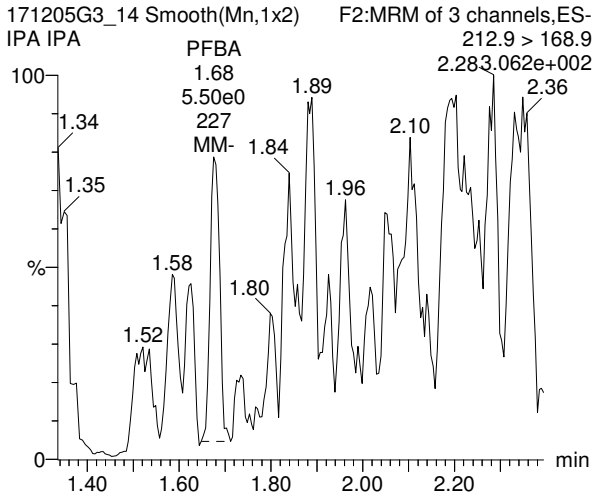

PFPeA

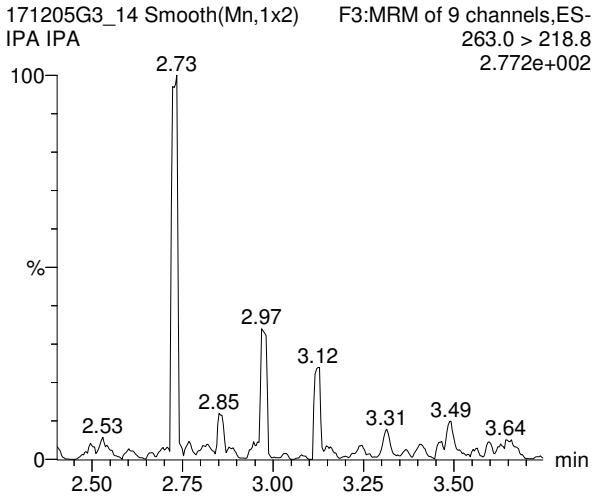

PFBS

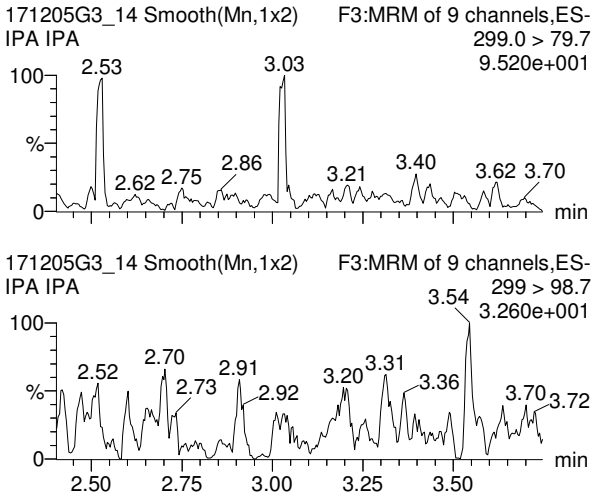

13C3-PFBA

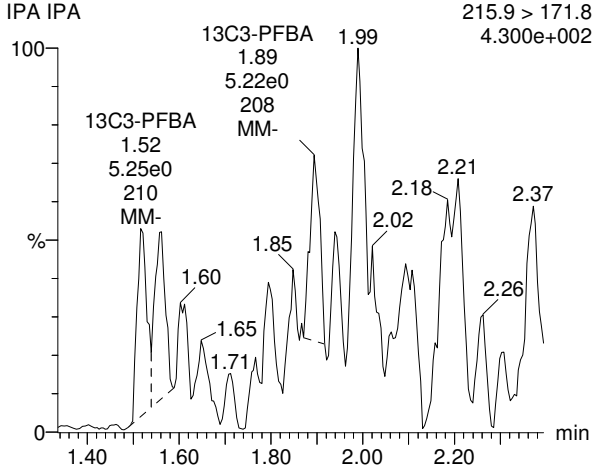

13C3-PFPeA

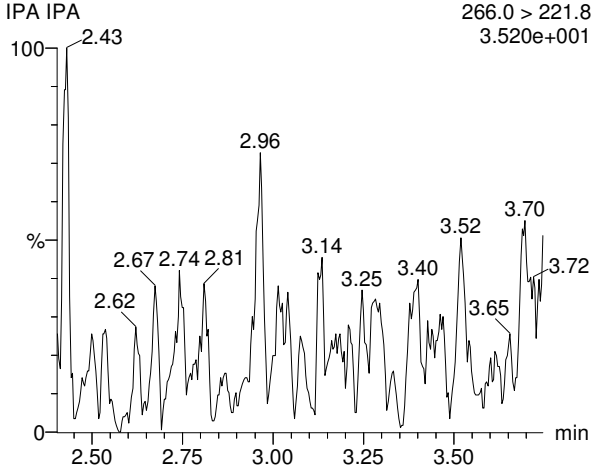

13C3-PFBS

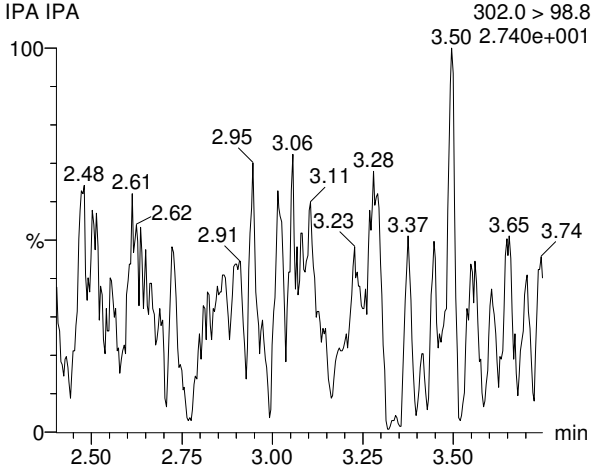

Vista Analytical Laboratory

Dataset: U:\G1.PRO\Results\2017\171205G3\171205G3-14.qld

Last Altered: Wednesday, December 06, 2017 12:45:54 Pacific Standard Time
Printed: Wednesday, December 06, 2017 12:46:28 Pacific Standard Time

Name: 171205G3_14, Date: 05-Dec-2017, Time: 16:10:06, ID: IPA, Description: IPA

PFHxA

171205G3_14 Smooth(Mn,1x2) F3:MRM of 9 channels,ES-
IPA IPA 312.9 > 268.9
2.546e+002

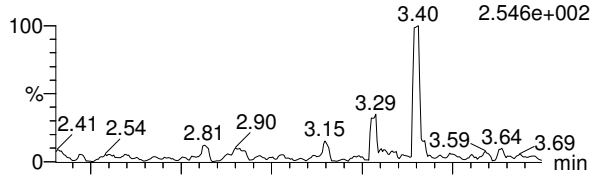

171205G3_14 Smooth(Mn,1x2) F3:MRM of 9 channels,ES-
IPA IPA 312.9 > 118.7
2.980e+001

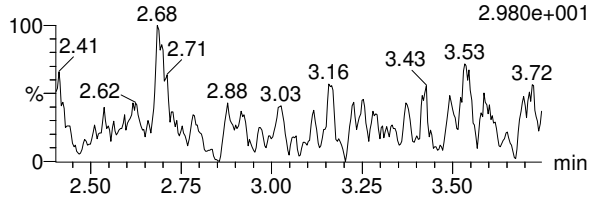

PFHpA

171205G3_14 Smooth(Mn,1x2) F4:MRM of 7 channels,ES-
IPA IPA 363 > 318.9
1.053e+003

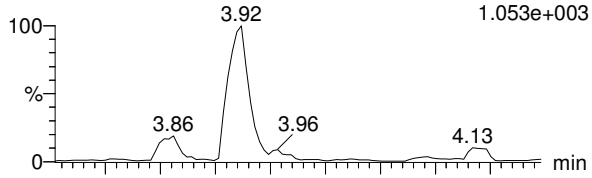

171205G3_14 Smooth(Mn,1x2) F4:MRM of 7 channels,ES-
IPA IPA 363 > 168.8
4.160e+001

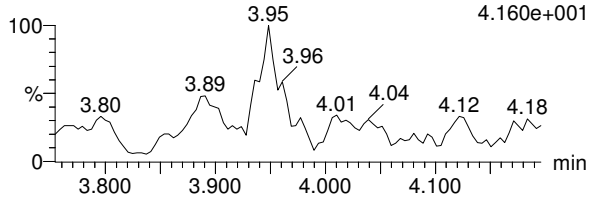

Total PFHxS

171205G3_14 Smooth(Mn,1x2) F4:MRM of 7 channels,ES-
IPA IPA 398.9 > 79.6
1.640e+001

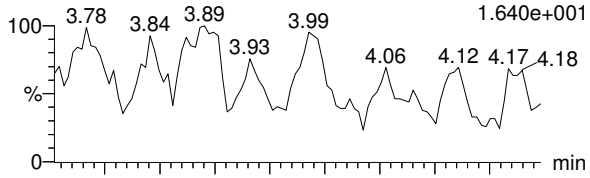

171205G3_14 Smooth(Mn,1x2) F4:MRM of 7 channels,ES-
IPA IPA 398.9 > 98.6
2.780e+001

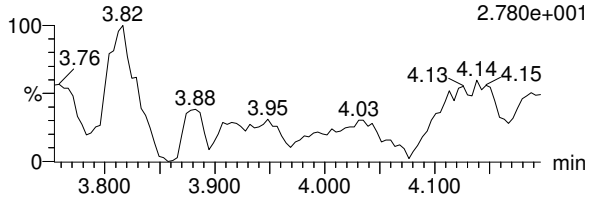

13C2-PFHxA

171205G3_14 Smooth(Mn,1x2) F3:MRM of 9 channels,ES-
IPA IPA 315.0 > 269.8
3.540e+001

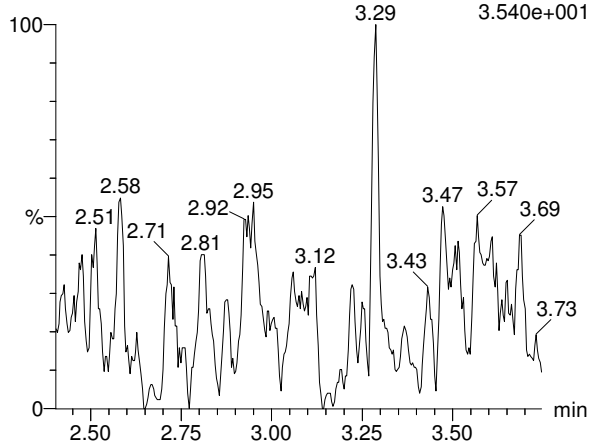

13C4-PFHpA

171205G3_14 Smooth(Mn,1x2) F4:MRM of 7 channels,ES-
IPA IPA 367.2 > 321.8
2.680e+001

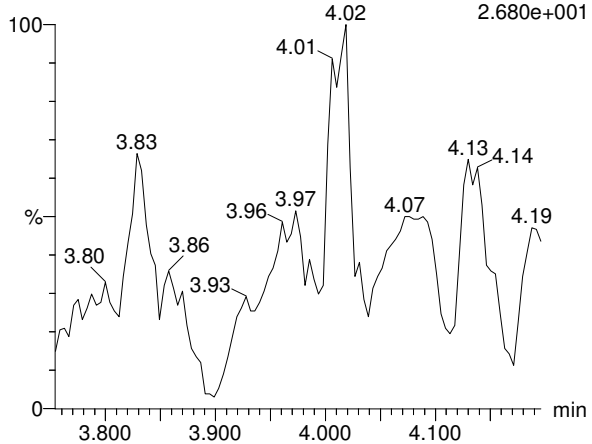

18O2-PFHxS

171205G3_14 Smooth(Mn,1x2) F4:MRM of 7 channels,ES-
IPA IPA 403 > 102.6
3.420e+001

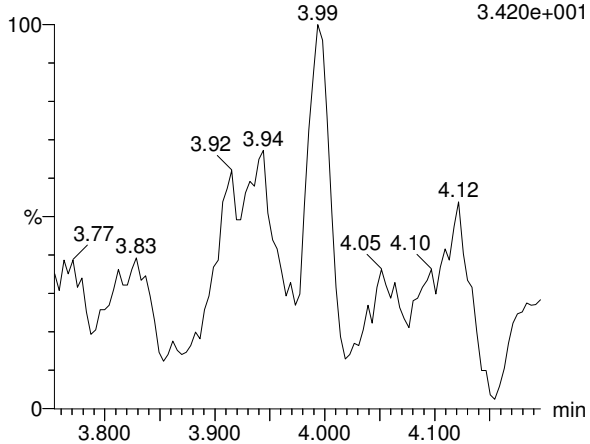

Vista Analytical Laboratory

Dataset: U:\G1.PRO\Results\2017\171205G3\171205G3-14.qld

Last Altered: Wednesday, December 06, 2017 12:45:54 Pacific Standard Time
Printed: Wednesday, December 06, 2017 12:46:28 Pacific Standard Time

Name: 171205G3_14, Date: 05-Dec-2017, Time: 16:10:06, ID: IPA, Description: IPA

Total PFOA

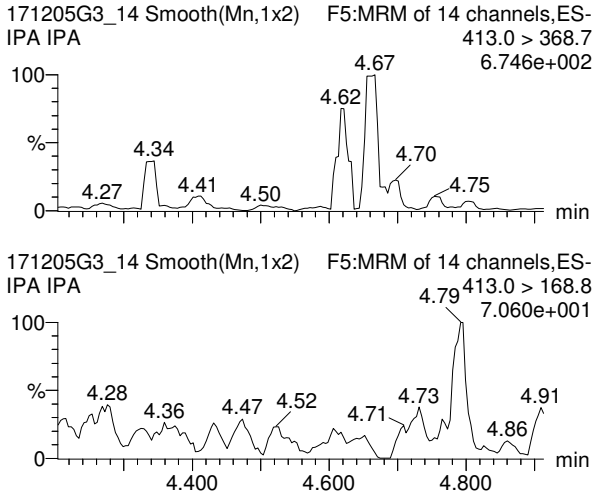

PFNA

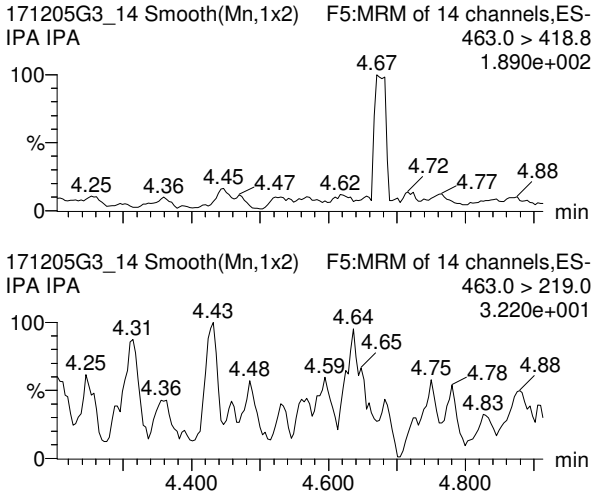

Total PFOS

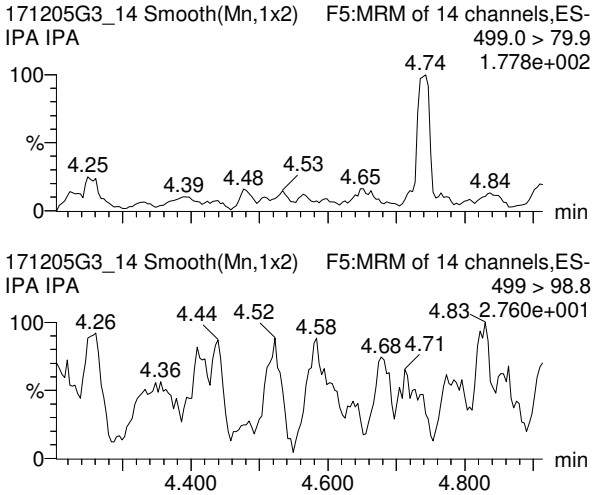

13C2-PFOA

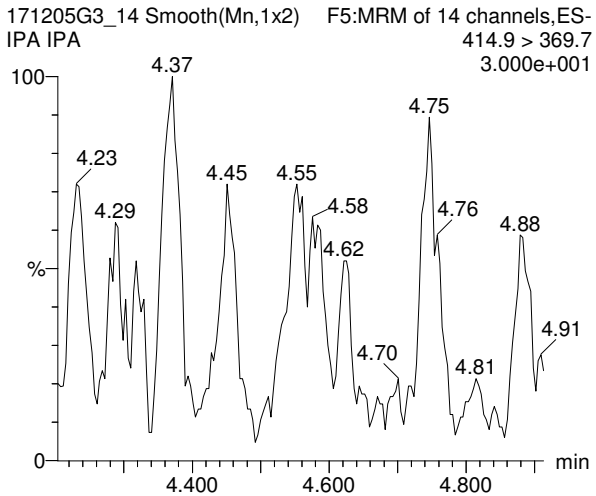

13C5-PFNA

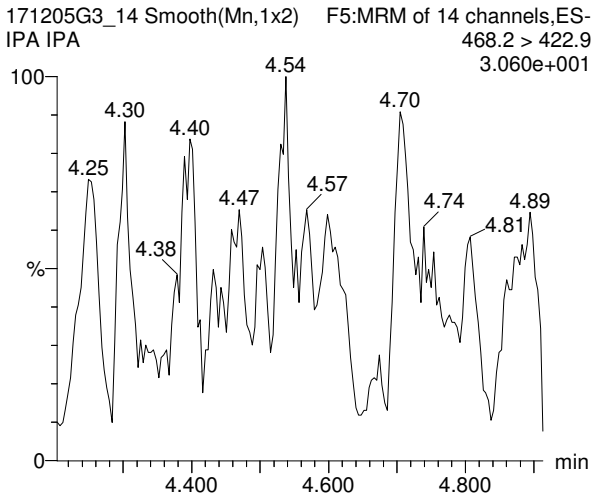

13C8-PFOS

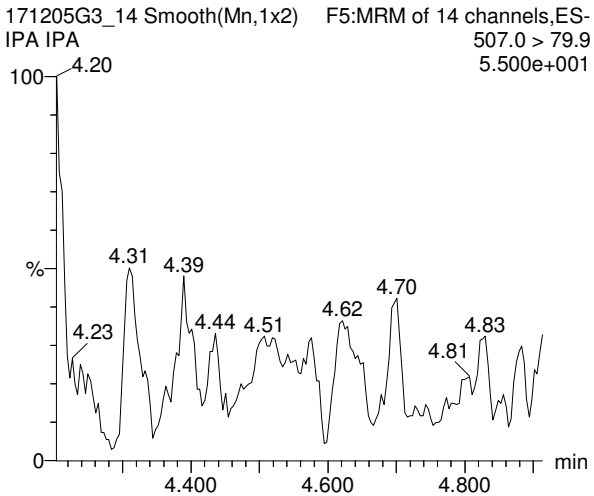

Vista Analytical Laboratory

Dataset: U:\G1.PRO\Results\2017\171205G3\171205G3-14.qld

Last Altered: Wednesday, December 06, 2017 12:45:54 Pacific Standard Time
Printed: Wednesday, December 06, 2017 12:46:28 Pacific Standard Time

Name: 171205G3_14, Date: 05-Dec-2017, Time: 16:10:06, ID: IPA, Description: IPA

TCDA

171205G3_14 Smooth(Mn,1x2) F5:MRM of 14 channels,ES-
IPA IPA 498.10 > 106.8
2.820e+001

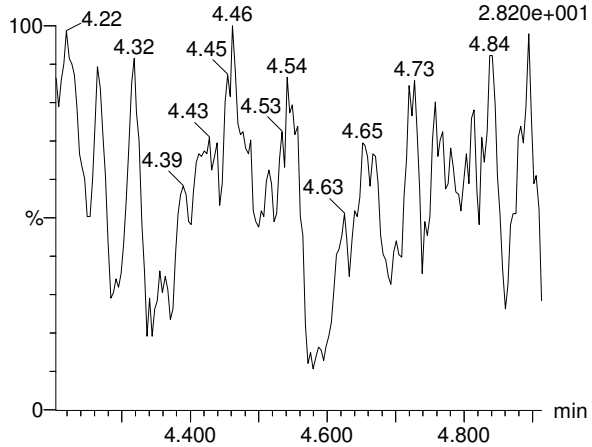

13C4-PFBA

171205G3_14 Smooth(Mn,1x2) F2:MRM of 3 channels,ES-
IPA IPA 216.9 > 171.8
2.468e+002

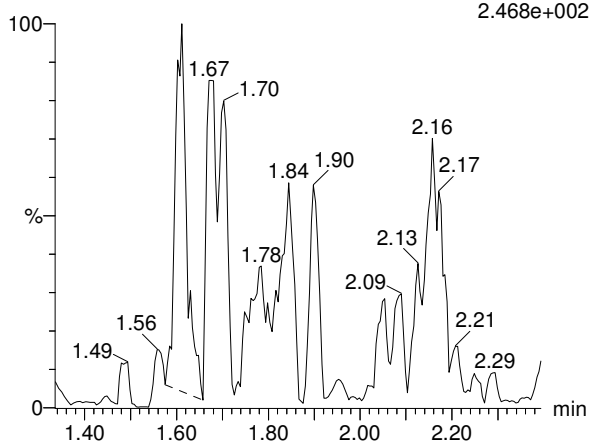

13C5-PFHxA

171205G3_14 Smooth(Mn,1x2) F3:MRM of 9 channels,ES-
IPA IPA 318 > 272.9
3.240e+001

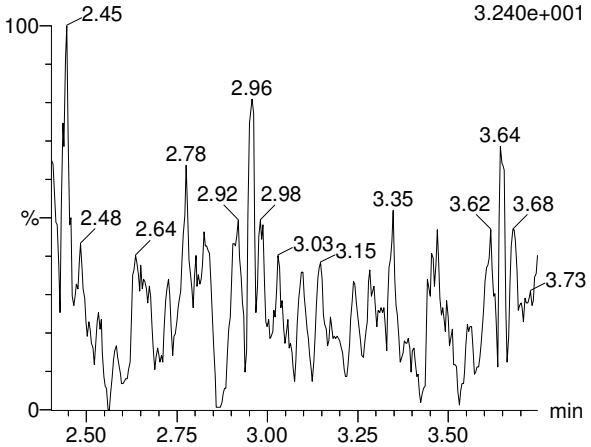

13C8-PFOS

171205G3_14 Smooth(Mn,1x2) F5:MRM of 14 channels,ES-
IPA IPA 507.0 > 79.9
5.500e+001

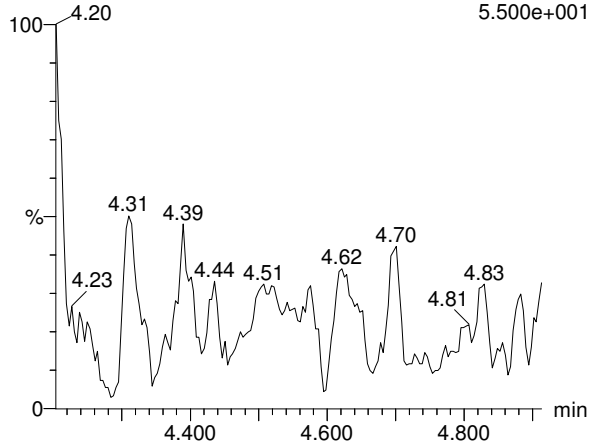

13C3-PFHxS

171205G3_14 Smooth(Mn,1x2) F4:MRM of 7 channels,ES-
IPA IPA 401.9 > 79.9
2.140e+001

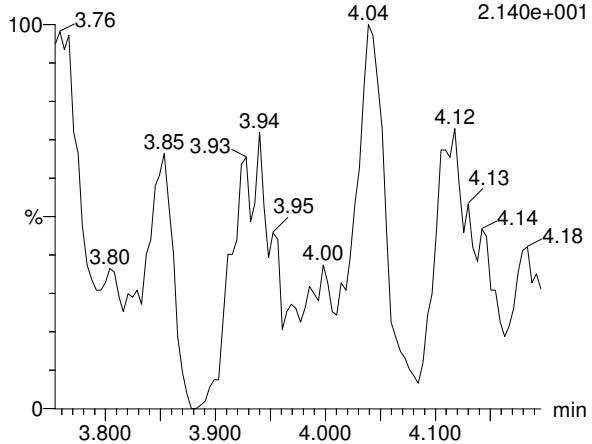

13C8-PFOA

171205G3_14 Smooth(Mn,1x2) F5:MRM of 14 channels,ES-
IPA IPA 421.3 > 376
3.260e+001

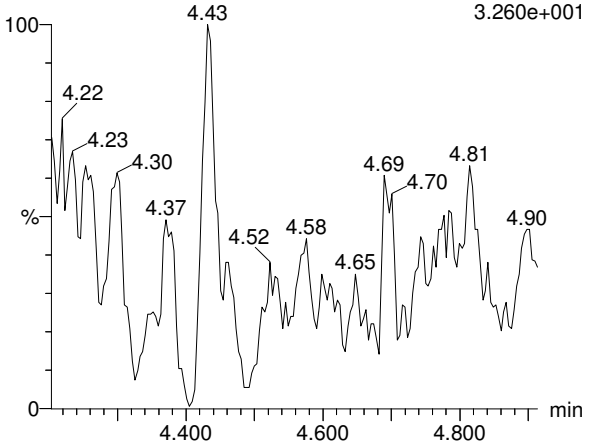

Vista Analytical Laboratory

Dataset: U:\G1.PRO\Results\2017\171205G3\171205G3-14.qld

Last Altered: Wednesday, December 06, 2017 12:45:54 Pacific Standard Time
Printed: Wednesday, December 06, 2017 12:46:28 Pacific Standard Time

Name: 171205G3_14, Date: 05-Dec-2017, Time: 16:10:06, ID: IPA, Description: IPA

13C9-PFNA

171205G3_14 Smooth(Mn,1x2) F5:MRM of 14 channels,ES-
IPA IPA 472.2 > 426.9
3.123e+002

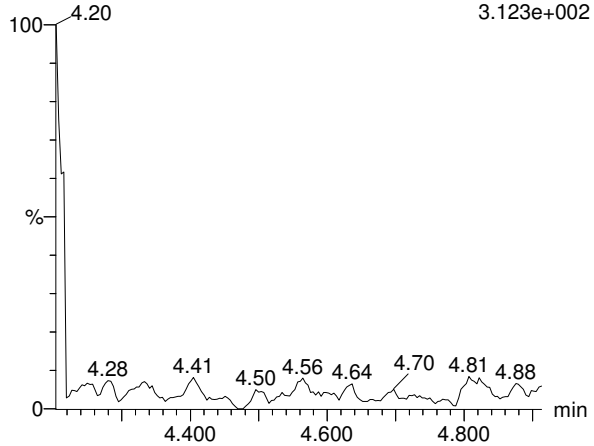

13C4-PFOS

171205G3_14 Smooth(Mn,1x2) F5:MRM of 14 channels,ES-
IPA IPA 503.0 > 79.9
2.840e+001

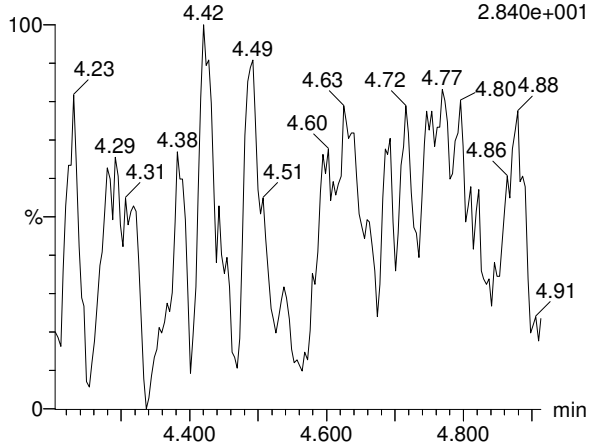

"sys_sample_code","lab_anl_method_name","analysis_date","analysis_time","total_or_dissolved","column_number","test_type","cas_rn","chemical_name","result_value","result_error_delta","result_type_code","reportable_result","detect_flag","lab_qualifiers","organic_yn","method_detection_limit","reporting_detection_limit","quantatation_limit","result_unit","detection_limit_unit","tic_retention_time","result_comment","qc_original_conc","qc_spike_added","qc_spike_measured","qc_spike_recovery","qc_dup_original_conc","qc_dup_spike_added","qc_dup_spike_measured","qc_dup_spike_recovery","qc_rpd","qc_spike_lcl","qc_spike_ucl","qc_rpd_cl","qc_spike_status","qc_dup_spike_status","qc_rpd_status"
"I001MW52S-171113","537_MOD","12/21/17","08:59","N","NA","000","375-73-5","PFBS","78300","","TRG","Yes","Y","","Y","202","563","901","NG_L","NG_L","
"I001MW52S-171113","537_MOD","01/04/18","12:46","N","NA","DL1","307-24-4","PERFLUOROHEXANOIC ACID (PFHXA)","167000","","TRG","Yes","Y","D","Y","2450","5630","9010","NG_L","NG_L","
"I001MW52S-171113","537_MOD","12/21/17","08:59","N","NA","000","375-85-9","PERFLUOROHEPTANOIC ACID (PFHPA)","39300","","TRG","Yes","Y","","Y","66.6","563","901","NG_L","NG_L","
"I001MW52S-171113","537_MOD","01/04/18","12:46","N","NA","DL1","355-46-4","PERFLUOROHEXANESULFONIC ACID (PFHXS)","163000","","TRG","Yes","Y","D","Y","1070","5630","9010","NG_L","NG_L","
"I001MW52S-171113","537_MOD","01/04/18","12:46","N","NA","DL1","335-67-1","PERFLUOROOCTANOIC ACID (PFOA)","345000","","TRG","Yes","Y","D","Y","733","5630","9010","NG_L","NG_L","
"I001MW52S-171113","537_MOD","12/21/17","08:59","N","NA","000","1763-23-1","HEPTADECAFLUOROACTANESULFONIC ACID SOLUTION","11400","","TRG","Yes","Y","","Y","90.9","563","901","NG_L","NG_L","
"I001MW52S-171113","537_MOD","12/21/17","08:59","N","NA","000","375-95-1","PERFLUORONONANOIC ACID (PFNA)","136","","TRG","Yes","Y","J","Y","91.2","563","901","NG_L","NG_L","
"I001MW52S-171113","537_MOD","12/21/17","08:59","N","NA","000","335-76-2","PERFLUORODECANOIC ACID (PFDA)","","","TRG","Yes","N","U","Y","168","563","901","NG_L","NG_L","
"I001MW52S-171113","537_MOD","12/21/17","08:59","N","NA","000","2355-31-9","MeFOSAA","","","TRG","Yes","N","U","Y","186","563","901","NG_L","NG_L","
"I001MW52S-171113","537_MOD","12/21/17","08:59","N","NA","000","2058-94-8","PERFLUOROUNDECANOIC ACID (PFUNA)","","","TRG","Yes","N","U","Y","118","563","901","NG_L","NG_L","
"I001MW52S-171113","537_MOD","12/21/17","08:59","N","NA","000","2991-50-6","EtFOSAA","","","TRG","Yes","N","U","Y","154","563","901","NG_L","NG_L","
"I001MW52S-171113","537_MOD","12/21/17","08:59","N","NA","000","307-55-1","PERFLUORODODECANOIC ACID (PFDOA)","","","TRG","Yes","N","U","Y","89.2","563","901","NG_L","NG_L","
"I001MW52S-171113","537_MOD","12/21/17","08:59","N","NA","000","72629-94-

8","PFTrDA","","","TRG","Yes","N","U","Y","55.6","563","901","NG_L","NG_L","","","","","","","","","","","","","","",
"","","","",
"I001MW52S-171113","537_MOD","12/21/17","08:59","N","NA","000","376-06-
7","PFTeDA","","","TRG","Yes","N","U","Y","85.0","563","901","NG_L","NG_L","","","","","","","","","","","","","","",
"","","","",
"I001MW52S-171113","537_MOD","12/21/17","08:59","N","NA","000","13C3-PFBS","13C3-
PFBS","112","","IS","Yes","Y","","Y","","","","PCT_REC","","","","","100","112","112","","","","","","50","150","","",
"","",
"I001MW52S-171113","537_MOD","01/04/18","12:46","N","NA","DL1","13C2-PFHxA","13C2-
PFHxA","90.6","","IS","Yes","Y","D","Y","","","","PCT_REC","","","","","100","90.6","90.6","","","","","","50","150",
"","","","",
"I001MW52S-171113","537_MOD","12/21/17","08:59","N","NA","000","13C4-PFHpA","13C4-
PFHpA","118","","IS","Yes","Y","","Y","","","","PCT_REC","","","","","100","118","118","","","","","","50","150","","",
"","",
"I001MW52S-171113","537_MOD","01/04/18","12:46","N","NA","DL1","18O2-PFHxS","18O2-
PFHxS","93.3","","IS","Yes","Y","D","Y","","","","PCT_REC","","","","","100","93.3","93.3","","","","","","50","150",
"","","","",
"I001MW52S-171113","537_MOD","01/04/18","12:46","N","NA","DL1","13C2-PFOA","13C2-
PFOA","72.0","","IS","Yes","Y","D","Y","","","","PCT_REC","","","","","100","72.0","72.0","","","","","","50","150",
"","","","",
"I001MW52S-171113","537_MOD","12/21/17","08:59","N","NA","000","13C8-PFOS","13C8-
PFOS","102","","IS","Yes","Y","","Y","","","","PCT_REC","","","","","100","102","102","","","","","","50","150","","",
"","",
"I001MW52S-171113","537_MOD","12/21/17","08:59","N","NA","000","13C5-PFNA","13C5-
PFNA","108","","IS","Yes","Y","","Y","","","","PCT_REC","","","","","100","108","108","","","","","","50","150","","",
"","",
"I001MW52S-171113","537_MOD","12/21/17","08:59","N","NA","000","13C2-PFDA","13C2-
PFDA","109","","IS","Yes","Y","","Y","","","","PCT_REC","","","","","100","109","109","","","","","","50","150","","",
"","",
"I001MW52S-171113","537_MOD","12/21/17","08:59","N","NA","000","d3-MeFOSAA","d3-
MeFOSAA","139","","IS","Yes","Y","","Y","","","","PCT_REC","","","","","100","139","139","","","","","","50","150
","","","","",
"I001MW52S-171113","537_MOD","12/21/17","08:59","N","NA","000","13C2-PFUnA","13C2-
PFUnA","106","","IS","Yes","Y","","Y","","","","PCT_REC","","","","","100","106","106","","","","","","50","150","","",
"","",
"I001MW52S-171113","537_MOD","12/21/17","08:59","N","NA","000","d5-EtFOSAA","d5-
EtFOSAA","116","","IS","Yes","Y","","Y","","","","PCT_REC","","","","","100","116","116","","","","","","50","150","",
"","","",
"I001MW52S-171113","537_MOD","12/21/17","08:59","N","NA","000","13C2-PFDoA","13C2-
PFDoA","94.4","","IS","Yes","Y","","Y","","","","PCT_REC","","","","","100","94.4","94.4","","","","","","50","150","",
"","","",
"I001MW52S-171113","537_MOD","12/21/17","08:59","N","NA","000","13C2-PFTeDA","13C2-
PFTeDA","73.6","","IS","Yes","Y","","Y","","","","PCT_REC","","","","","100","73.6","73.6","","","","","","50","150",
"","","","",
"I001MW52D-171114","537_MOD","12/22/17","20:27","N","NA","000","375-73-
5","PFBS","32.5","","TRG","Yes","Y","","Y","2.06","5.73","9.22","NG_L","NG_L","","","","","","","","","","","","","","",
"","","","",
"I001MW52D-171114","537_MOD","12/22/17","20:27","N","NA","000","307-24-4","PERFLUOROHEXANOIC
ACID
(PFHXA)","208","","TRG","Yes","Y","","Y","2.51","5.73","9.22","NG_L","NG_L","","","","","","","","","","","","","","",
"","","","",
"I001MW52D-171114","537_MOD","12/22/17","20:27","N","NA","000","375-85-9","PERFLUOROHEPTANOIC
ACID
(PFHPA)","24.5","","TRG","Yes","Y","","Y","0.681","5.73","9.22","NG_L","NG_L","","","","","","","","","","","","","","

",","","","","",
"I001MW52D-171114","537_MOD","12/22/17","20:27","N","NA","000","355-46-
4","PERFLUOROHEXANESULFONIC ACID
(PFHXS)","84.4","","TRG","Yes","Y","","Y","1.09","5.73","9.22","NG_L","NG_L","","","","","","","","","","","","","","","",
"","","","",
"I001MW52D-171114","537_MOD","12/22/17","20:27","N","NA","000","335-67-1","PERFLUOROOCTANOIC
ACID
(PFOA)","137","","TRG","Yes","Y","","Y","0.750","5.73","9.22","NG_L","NG_L","","","","","","","","","","","","","","","","
","","","",
"I001MW52D-171114","537_MOD","12/22/17","20:27","N","NA","000","1763-23-
1","HEPTADECAFLUOROACTANESULFONIC ACID SOLUTION
","","","TRG","Yes","N","U","Y","0.930","5.73","9.22","NG_L","NG_L","","","","","","","","","","","","","","","","","","","
"I001MW52D-171114","537_MOD","12/22/17","20:27","N","NA","000","375-95-1","PERFLUORONONANOIC
ACID
(PFNA)","","","TRG","Yes","N","U","Y","0.933","5.73","9.22","NG_L","NG_L","","","","","","","","","","","","","","","","
","","","",
"I001MW52D-171114","537_MOD","12/22/17","20:27","N","NA","000","335-76-2","PERFLUORODECANOIC
ACID
(PFDA)","","","TRG","Yes","N","U","Y","1.72","5.73","9.22","NG_L","NG_L","","","","","","","","","","","","","","","","
","","",
"I001MW52D-171114","537_MOD","12/22/17","20:27","N","NA","000","2355-31-
9","MeFOSAA","","","TRG","Yes","N","U","Y","1.90","5.73","9.22","NG_L","NG_L","","","","","","","","","","","","","
","","","","","",
"I001MW52D-171114","537_MOD","12/22/17","20:27","N","NA","000","2058-94-8","PERFLUOROUNDECANOIC
ACID
(PFUNA)","","","TRG","Yes","N","U","Y","1.21","5.73","9.22","NG_L","NG_L","","","","","","","","","","","","","","","
","","","",
"I001MW52D-171114","537_MOD","12/22/17","20:27","N","NA","000","2991-50-
6","EtFOSAA","","","TRG","Yes","N","U","Y","1.58","5.73","9.22","NG_L","NG_L","","","","","","","","","","","","","",
"","","","","",
"I001MW52D-171114","537_MOD","12/22/17","20:27","N","NA","000","307-55-1","PERFLUORODODECANOIC
ACID
(PFDOA)","","","TRG","Yes","N","U","Y","0.912","5.73","9.22","NG_L","NG_L","","","","","","","","","","","","","","","
","","","",
"I001MW52D-171114","537_MOD","12/22/17","20:27","N","NA","000","72629-94-
8","PFTrDA","","","TRG","Yes","N","U","Y","0.569","5.73","9.22","NG_L","NG_L","","","","","","","","","","","","","","
","","","","",
"I001MW52D-171114","537_MOD","12/22/17","20:27","N","NA","000","376-06-
7","PFTeDA","","","TRG","Yes","N","U","Y","0.870","5.73","9.22","NG_L","NG_L","","","","","","","","","","","","","",
"","","","","",
"I001MW52D-171114","537_MOD","12/22/17","20:27","N","NA","000","13C3-PFBS","13C3-
PFBS","126","","IS","Yes","Y","","Y","","","","PCT_REC","","","","","100","126","126","","","","","","50","150","","","
","","",
"I001MW52D-171114","537_MOD","12/22/17","20:27","N","NA","000","13C2-PFHxA","13C2-
PFHxA","107","","IS","Yes","Y","","Y","","","","PCT_REC","","","","","100","107","107","","","","","","50","150","","",
"","","",
"I001MW52D-171114","537_MOD","12/22/17","20:27","N","NA","000","13C4-PFHpA","13C4-
PFHpA","91.4","","IS","Yes","Y","","Y","","","","PCT_REC","","","","","100","91.4","91.4","","","","","","50","150","
","","","",
"I001MW52D-171114","537_MOD","12/22/17","20:27","N","NA","000","18O2-PFHxS","18O2-
PFHxS","75.6","","IS","Yes","Y","","Y","","","","PCT_REC","","","","","100","75.6","75.6","","","","","","50","150","
","","","",
"I001MW52D-171114","537_MOD","12/22/17","20:27","N","NA","000","13C2-PFOA","13C2-
PFOA","96.7","","IS","Yes","Y","","Y","","","","PCT_REC","","","","","100","96.7","96.7","","","","","","50","150","

,"","","",""
"I001MW52D-171114","537_MOD","12/22/17","20:27","N","NA","000","13C8-PFOS","13C8-
PFOS","130","","IS","Yes","Y","","Y","","","","PCT_REC","","","","","100","130","130","","","","","","50","150","","",
"","",""
"I001MW52D-171114","537_MOD","12/22/17","20:27","N","NA","000","13C5-PFNA","13C5-
PFNA","83.2","","IS","Yes","Y","","Y","","","","PCT_REC","","","","","100","83.2","83.2","","","","","","50","150","",
"","","",""
"I001MW52D-171114","537_MOD","12/22/17","20:27","N","NA","000","13C2-PFDA","13C2-
PFDA","80.5","","IS","Yes","Y","","Y","","","","PCT_REC","","","","","100","80.5","80.5","","","","","","50","150","",
"","","",""
"I001MW52D-171114","537_MOD","12/22/17","20:27","N","NA","000","d3-MeFOSAA","d3-
MeFOSAA","72.4","","IS","Yes","Y","","Y","","","","PCT_REC","","","","","100","72.4","72.4","","","","","","50","15
0","","","","",""
"I001MW52D-171114","537_MOD","12/22/17","20:27","N","NA","000","13C2-PFUnA","13C2-
PFUnA","68.5","","IS","Yes","Y","","Y","","","","PCT_REC","","","","","100","68.5","68.5","","","","","","50","150","
","","","",""
"I001MW52D-171114","537_MOD","12/22/17","20:27","N","NA","000","d5-EtFOSAA","d5-
EtFOSAA","75.5","","IS","Yes","Y","","Y","","","","PCT_REC","","","","","100","75.5","75.5","","","","","","50","150
","","","","",""
"I001MW52D-171114","537_MOD","12/22/17","20:27","N","NA","000","13C2-PFDoA","13C2-
PFDoA","67.3","","IS","Yes","Y","","Y","","","","PCT_REC","","","","","100","67.3","67.3","","","","","","50","150","
","","","",""
"I001MW52D-171114","537_MOD","12/22/17","20:27","N","NA","000","13C2-PFTeDA","13C2-
PFTeDA","89.1","","IS","Yes","Y","","Y","","","","PCT_REC","","","","","100","89.1","89.1","","","","","","50","150"
","","","","",""
"EB01-171113","537_MOD","12/22/17","20:38","N","NA","000","375-73-
5","PFBS","","","TRG","Yes","N","U","Y","1.99","5.58","8.91","NG_L","NG_L","","","","","","","","","","","","","","","
","","","",""
"EB01-171113","537_MOD","12/22/17","20:38","N","NA","000","307-24-4","PERFLUOROHEXANOIC ACID
(PFHXA)","","","TRG","Yes","N","U","Y","2.43","5.58","8.91","NG_L","NG_L","","","","","","","","","","","","","","","
","","","",""
"EB01-171113","537_MOD","12/22/17","20:38","N","NA","000","375-85-9","PERFLUOROHEPTANOIC ACID
(PFHPA)","","","TRG","Yes","N","U","Y","0.658","5.58","8.91","NG_L","NG_L","","","","","","","","","","","","","","","
","","","",""
"EB01-171113","537_MOD","12/22/17","20:38","N","NA","000","355-46-4","PERFLUOROHEXANESULFONIC
ACID
(PFHXS)","","","TRG","Yes","N","U","Y","1.05","5.58","8.91","NG_L","NG_L","","","","","","","","","","","","","","","
","","","",""
"EB01-171113","537_MOD","12/22/17","20:38","N","NA","000","335-67-1","PERFLUOROOCTANOIC ACID
(PFOA)","1.28","","TRG","Yes","Y","J","Y","0.725","5.58","8.91","NG_L","NG_L","","","","","","","","","","","","","","
","","","","",""
"EB01-171113","537_MOD","12/22/17","20:38","N","NA","000","1763-23-
1","HEPTADECAFLUOROACTANESULFONIC ACID SOLUTION
","","","TRG","Yes","N","U","Y","0.899","5.58","8.91","NG_L","NG_L","","","","","","","","","","","","","","","","","","
"EB01-171113","537_MOD","12/22/17","20:38","N","NA","000","375-95-1","PERFLUORONONANOIC ACID
(PFNA)","","","TRG","Yes","N","U","Y","0.902","5.58","8.91","NG_L","NG_L","","","","","","","","","","","","","","","
","","","",""
"EB01-171113","537_MOD","12/22/17","20:38","N","NA","000","335-76-2","PERFLUORODECANOIC ACID
(PFDA)","","","TRG","Yes","N","U","Y","1.66","5.58","8.91","NG_L","NG_L","","","","","","","","","","","","","","","
","","","",""
"EB01-171113","537_MOD","12/22/17","20:38","N","NA","000","2355-31-
9","MeFOSAA","","","TRG","Yes","N","U","Y","1.84","5.58","8.91","NG_L","NG_L","","","","","","","","","","","","","
","","","","","",""
"EB01-171113","537_MOD","12/22/17","20:38","N","NA","000","2058-94-8","PERFLUOROUNDECANOIC ACID

(PFUNA)","","","TRG","Yes","N","U","Y","1.17","5.58","8.91","NG_L","NG_L","","","","","","","","","","","","","","","","","","
","","","
"EB01-171113","537_MOD","12/22/17","20:38","N","NA","000","2991-50-
6","EtFOSAA","","","TRG","Yes","N","U","Y","1.53","5.58","8.91","NG_L","NG_L","","","","","","","","","","","","","","","
","","","","","
"EB01-171113","537_MOD","12/22/17","20:38","N","NA","000","307-55-1","PERFLUORODODECANOIC ACID
(PFDOA)","","","TRG","Yes","N","U","Y","0.882","5.58","8.91","NG_L","NG_L","","","","","","","","","","","","","","","
","","","","
"EB01-171113","537_MOD","12/22/17","20:38","N","NA","000","72629-94-
8","PFTrDA","","","TRG","Yes","N","U","Y","0.550","5.58","8.91","NG_L","NG_L","","","","","","","","","","","","","","","
","","","","","
"EB01-171113","537_MOD","12/22/17","20:38","N","NA","000","376-06-
7","PFTeDA","","","TRG","Yes","N","U","Y","0.841","5.58","8.91","NG_L","NG_L","","","","","","","","","","","","","","","
","","","","","
"EB01-171113","537_MOD","12/22/17","20:38","N","NA","000","13C3-PFBS","13C3-
PFBS","101","","IS","Yes","Y","","Y","","","","PCT_REC","","","","","100","101","101","","","","","","50","150","","
","","
"EB01-171113","537_MOD","12/22/17","20:38","N","NA","000","13C2-PFHxA","13C2-
PFHxA","95.6","","IS","Yes","Y","","Y","","","","PCT_REC","","","","","100","95.6","95.6","","","","","","50","150","
","","","
"EB01-171113","537_MOD","12/22/17","20:38","N","NA","000","13C4-PFHpA","13C4-
PFHpA","87.4","","IS","Yes","Y","","Y","","","","PCT_REC","","","","","100","87.4","87.4","","","","","","50","150","
","","","
"EB01-171113","537_MOD","12/22/17","20:38","N","NA","000","18O2-PFHxS","18O2-
PFHxS","97.8","","IS","Yes","Y","","Y","","","","PCT_REC","","","","","100","97.8","97.8","","","","","","50","150","
","","","
"EB01-171113","537_MOD","12/22/17","20:38","N","NA","000","13C2-PFOA","13C2-
PFOA","92.7","","IS","Yes","Y","","Y","","","","PCT_REC","","","","","100","92.7","92.7","","","","","","50","150","
","","","
"EB01-171113","537_MOD","12/22/17","20:38","N","NA","000","13C8-PFOS","13C8-
PFOS","82.7","","IS","Yes","Y","","Y","","","","PCT_REC","","","","","100","82.7","82.7","","","","","","50","150","","
","","
"EB01-171113","537_MOD","12/22/17","20:38","N","NA","000","13C5-PFNA","13C5-
PFNA","72.3","","IS","Yes","Y","","Y","","","","PCT_REC","","","","","100","72.3","72.3","","","","","","50","150","
","","","
"EB01-171113","537_MOD","12/22/17","20:38","N","NA","000","13C2-PFDA","13C2-
PFDA","78.9","","IS","Yes","Y","","Y","","","","PCT_REC","","","","","100","78.9","78.9","","","","","","50","150","
","","","
"EB01-171113","537_MOD","12/22/17","20:38","N","NA","000","d3-MeFOSAA","d3-
MeFOSAA","88.9","","IS","Yes","Y","","Y","","","","PCT_REC","","","","","100","88.9","88.9","","","","","","50","15
0","","","","","
"EB01-171113","537_MOD","12/22/17","20:38","N","NA","000","13C2-PFUnA","13C2-
PFUnA","73.9","","IS","Yes","Y","","Y","","","","PCT_REC","","","","","100","73.9","73.9","","","","","","50","150","
","","","
"EB01-171113","537_MOD","12/22/17","20:38","N","NA","000","d5-EtFOSAA","d5-
EtFOSAA","66.9","","IS","Yes","Y","","Y","","","","PCT_REC","","","","","100","66.9","66.9","","","","","","50","150
","","","","","
"EB01-171113","537_MOD","12/22/17","20:38","N","NA","000","13C2-PFDoA","13C2-
PFDoA","72.7","","IS","Yes","Y","","Y","","","","PCT_REC","","","","","100","72.7","72.7","","","","","","50","150","
","","","
"EB01-171113","537_MOD","12/22/17","20:38","N","NA","000","13C2-PFTeDA","13C2-
PFTeDA","84.9","","IS","Yes","Y","","Y","","","","PCT_REC","","","","","100","84.9","84.9","","","","","","50","150"
","","","","
"I001BC50S-171114","537_MOD","12/22/17","20:50","N","NA","000","375-73-

5","PFBS","1170","","TRG","Yes","Y","","Y","2.12","5.90","9.47","NG_L","NG_L","","","","","","","","","","","","","","
","","","","","
"I001BC50S-171114","537_MOD","01/03/18","21:25","N","NA","DL1","307-24-4","PERFLUOROHEXANOIC ACID
(PFHXA)","2860","","TRG","Yes","Y","D","Y","25.8","59.0","94.7","NG_L","NG_L","","","","","","","","","","","","","","
","","","","","
"I001BC50S-171114","537_MOD","12/22/17","20:50","N","NA","000","375-85-9","PERFLUOROHEPTANOIC ACID
(PFHPA)","518","","TRG","Yes","Y","","Y","0.699","5.90","9.47","NG_L","NG_L","","","","","","","","","","","","","","
","","","","","
"I001BC50S-171114","537_MOD","01/03/18","21:25","N","NA","DL1","355-46-
4","PERFLUOROHEXANESULFONIC ACID
(PFHXS)","12200","","TRG","Yes","Y","D","Y","11.2","59.0","94.7","NG_L","NG_L","","","","","","","","","","","","","
","","","","","","
"I001BC50S-171114","537_MOD","01/03/18","21:25","N","NA","DL1","335-67-1","PERFLUOROOCTANOIC ACID
(PFOA)","7050","","TRG","Yes","Y","D","Y","7.70","59.0","94.7","NG_L","NG_L","","","","","","","","","","","","","
","","","","","
"I001BC50S-171114","537_MOD","12/22/17","20:50","N","NA","000","1763-23-
1","HEPTADECAFLUOROACTANESULFONIC ACID SOLUTION
","1480","","TRG","Yes","Y","","Y","0.955","5.90","9.47","NG_L","NG_L","","","","","","","","","","","","","","","
","
"I001BC50S-171114","537_MOD","12/22/17","20:50","N","NA","000","375-95-1","PERFLUORONONANOIC ACID
(PFNA)","28.1","","TRG","Yes","Y","","Y","0.958","5.90","9.47","NG_L","NG_L","","","","","","","","","","","","","","
","","","","","
"I001BC50S-171114","537_MOD","12/22/17","20:50","N","NA","000","335-76-2","PERFLUORODECANOIC ACID
(PFDA)","","","TRG","Yes","N","U","Y","1.76","5.90","9.47","NG_L","NG_L","","","","","","","","","","","","","","
","","","
"I001BC50S-171114","537_MOD","12/22/17","20:50","N","NA","000","2355-31-
9","MeFOSAA","","","TRG","Yes","N","U","Y","1.95","5.90","9.47","NG_L","NG_L","","","","","","","","","","","","","
","","","","","
"I001BC50S-171114","537_MOD","12/22/17","20:50","N","NA","000","2058-94-8","PERFLUOROUNDECANOIC ACID
(PFUNA)","","","TRG","Yes","N","U","Y","1.24","5.90","9.47","NG_L","NG_L","","","","","","","","","","","","","","
","","","
"I001BC50S-171114","537_MOD","12/22/17","20:50","N","NA","000","2991-50-
6","EtFOSAA","","","TRG","Yes","N","U","Y","1.62","5.90","9.47","NG_L","NG_L","","","","","","","","","","","","","
","","","","","
"I001BC50S-171114","537_MOD","12/22/17","20:50","N","NA","000","307-55-1","PERFLUORODODECANOIC ACID
(PFDOA)","","","TRG","Yes","N","U","Y","0.937","5.90","9.47","NG_L","NG_L","","","","","","","","","","","","","","
","","","
"I001BC50S-171114","537_MOD","12/22/17","20:50","N","NA","000","72629-94-
8","PFTrDA","","","TRG","Yes","N","U","Y","0.584","5.90","9.47","NG_L","NG_L","","","","","","","","","","","","","","
","","","","","
"I001BC50S-171114","537_MOD","12/22/17","20:50","N","NA","000","376-06-
7","PFTeDA","","","TRG","Yes","N","U","Y","0.893","5.90","9.47","NG_L","NG_L","","","","","","","","","","","","","
","","","","","
"I001BC50S-171114","537_MOD","12/22/17","20:50","N","NA","000","13C3-PFBS","13C3-
PFBS","108","","IS","Yes","Y","","Y","","","","PCT_REC","","","","","100","108","108","","","","","","50","150","","
","","
"I001BC50S-171114","537_MOD","01/03/18","21:25","N","NA","DL1","13C2-PFHxA","13C2-
PFHxA","106","","IS","Yes","Y","D","Y","","","","PCT_REC","","","","","100","106","106","","","","","","50","150","

",","","",""
,,,,
"I001BC50S-171114","537_MOD","12/22/17","20:50","N","NA","000","13C4-PFHpA","13C4-
PFHpA","103","","IS","Yes","Y","","Y","","","","PCT_REC","","","","","100","103","103","","","","","","50","150","",
"","","",
,,,,
"I001BC50S-171114","537_MOD","01/03/18","21:25","N","NA","DL1","18O2-PFHxS","18O2-
PFHxS","92.3","","IS","Yes","Y","D","Y","","","","PCT_REC","","","","","100","92.3","92.3","","","","","","50","150"
,"","","","",
,,,,,
"I001BC50S-171114","537_MOD","01/03/18","21:25","N","NA","DL1","13C2-PFOA","13C2-
PFOA","109","","IS","Yes","Y","D","Y","","","","PCT_REC","","","","","100","109","109","","","","","","50","150","",
"","","",
,,,,
"I001BC50S-171114","537_MOD","12/22/17","20:50","N","NA","000","13C8-PFOS","13C8-
PFOS","96.3","","IS","Yes","Y","","Y","","","","PCT_REC","","","","","100","96.3","96.3","","","","","","50","150","",
"","","",
,,,,
"I001BC50S-171114","537_MOD","12/22/17","20:50","N","NA","000","13C5-PFNA","13C5-
PFNA","89.9","","IS","Yes","Y","","Y","","","","PCT_REC","","","","","100","89.9","89.9","","","","","","50","150","",
"","","",
,,,,
"I001BC50S-171114","537_MOD","12/22/17","20:50","N","NA","000","13C2-PFDA","13C2-
PFDA","99.7","","IS","Yes","Y","","Y","","","","PCT_REC","","","","","100","99.7","99.7","","","","","","50","150","",
"","","",
,,,,
"I001BC50S-171114","537_MOD","12/22/17","20:50","N","NA","000","d3-MeFOSAA","d3-
MeFOSAA","99.1","","IS","Yes","Y","","Y","","","","PCT_REC","","","","","100","99.1","99.1","","","","","","50","15
0","","","","",
,,,,,
"I001BC50S-171114","537_MOD","12/22/17","20:50","N","NA","000","13C2-PFUnA","13C2-
PFUnA","77.0","","IS","Yes","Y","","Y","","","","PCT_REC","","","","","100","77.0","77.0","","","","","","50","150","
","","","",
,,,,
"I001BC50S-171114","537_MOD","12/22/17","20:50","N","NA","000","d5-EtFOSAA","d5-
EtFOSAA","72.2","","IS","Yes","Y","","Y","","","","PCT_REC","","","","","100","72.2","72.2","","","","","","50","150
","","","","",
,,,,,
"I001BC50S-171114","537_MOD","12/22/17","20:50","N","NA","000","13C2-PFDoA","13C2-
PFDoA","85.2","","IS","Yes","Y","","Y","","","","PCT_REC","","","","","100","85.2","85.2","","","","","","50","150","
","","","",
,,,,
"I001BC50S-171114","537_MOD","12/22/17","20:50","N","NA","000","13C2-PFTeDA","13C2-
PFTeDA","94.0","","IS","Yes","Y","","Y","","","","PCT_REC","","","","","100","94.0","94.0","","","","","","50","150"
,"","","","",
,,,,,
"I001MW50D-171114","537_MOD","12/22/17","19:31","N","NA","000","375-73-
5","PFBS","2.92","","TRG","Yes","Y","J","Y","2.06","5.79","9.22","NG_L","NG_L","","","","","","","","","","","","","
","","","","",
,,,,,
"I001MW50D-171114","537_MOD","12/22/17","19:31","N","NA","000","307-24-4","PERFLUOROHEXANOIC
ACID
(PFHXA)","5.71","","TRG","Yes","Y","J","Y","2.51","5.79","9.22","NG_L","NG_L","","","","","","","","","","","","","
","","","","",
,,,,,
"I001MW50D-171114","537_MOD","12/22/17","19:31","N","NA","000","375-85-9","PERFLUOROHEPTANOIC
ACID
(PFHPA)","0.710","","TRG","Yes","Y","J","Y","0.681","5.79","9.22","NG_L","NG_L","","","","","","","","","","","","
","","","","","",
,,,,,
"I001MW50D-171114","537_MOD","12/22/17","19:31","N","NA","000","355-46-
4","PERFLUOROHEXANESULFONIC ACID
(PFHXS)","12.5","","TRG","Yes","Y","","Y","1.09","5.79","9.22","NG_L","NG_L","","","","","","","","","","","","","
","","","","",
,,,,,
"I001MW50D-171114","537_MOD","12/22/17","19:31","N","NA","000","335-67-1","PERFLUOROOCTANOIC
ACID
(PFOA)","8.84","","TRG","Yes","Y","J","Y","0.751","5.79","9.22","NG_L","NG_L","","","","","","","","","","","","","
","","","","",
,,,,,
"I001MW50D-171114","537_MOD","12/22/17","19:31","N","NA","000","1763-23-

1","HEPTADECAFLUOROACTANESULFONIC ACID SOLUTION
","","","TRG","Yes","N","U","Y","0.930","5.79","9.22","NG_L","NG_L","
"I001MW50D-171114","537_MOD","12/22/17","19:31","N","NA","000","375-95-1","PERFLUORONONANOIC
ACID
(PFNA)","","","TRG","Yes","N","U","Y","0.934","5.79","9.22","NG_L","NG_L","","","","","","","","","","","","","","","","","
","","
"I001MW50D-171114","537_MOD","12/22/17","19:31","N","NA","000","335-76-2","PERFLUORODECANOIC
ACID
(PFDA)","","","TRG","Yes","N","U","Y","1.72","5.79","9.22","NG_L","NG_L","","","","","","","","","","","","","","","","
","","
"I001MW50D-171114","537_MOD","12/22/17","19:31","N","NA","000","2355-31-
9","MeFOSAA","","","TRG","Yes","N","U","Y","1.90","5.79","9.22","NG_L","NG_L","","","","","","","","","","","","
","","","","","
"I001MW50D-171114","537_MOD","12/22/17","19:31","N","NA","000","2058-94-8","PERFLUOROUNDECANOIC
ACID
(PFUNA)","","","TRG","Yes","N","U","Y","1.21","5.79","9.22","NG_L","NG_L","","","","","","","","","","","","","","","
","","
"I001MW50D-171114","537_MOD","12/22/17","19:31","N","NA","000","2991-50-
6","EtFOSAA","","","TRG","Yes","N","U","Y","1.58","5.79","9.22","NG_L","NG_L","","","","","","","","","","","","
","","","","","
"I001MW50D-171114","537_MOD","12/22/17","19:31","N","NA","000","307-55-1","PERFLUORODODECANOIC
ACID
(PFDOA)","","","TRG","Yes","N","U","Y","0.913","5.79","9.22","NG_L","NG_L","","","","","","","","","","","","","","","
","","
"I001MW50D-171114","537_MOD","12/22/17","19:31","N","NA","000","72629-94-
8","PFTrDA","","","TRG","Yes","N","U","Y","0.570","5.79","9.22","NG_L","NG_L","","","","","","","","","","","","","
","","","","","
"I001MW50D-171114","537_MOD","12/22/17","19:31","N","NA","000","376-06-
7","PFTeDA","","","TRG","Yes","N","U","Y","0.870","5.79","9.22","NG_L","NG_L","","","","","","","","","","","","","
","","","","","
"I001MW50D-171114","537_MOD","12/22/17","19:31","N","NA","000","13C3-PFBS","13C3-
PFBS","114","","IS","Yes","Y","","Y","","","","PCT_REC","","","","","100","114","114","","","","","","50","150","","
","","
"I001MW50D-171114","537_MOD","12/22/17","19:31","N","NA","000","13C2-PFHxA","13C2-
PFHxA","94.0","","IS","Yes","Y","","Y","","","","PCT_REC","","","","","100","94.0","94.0","","","","","","50","150","
","","","
"I001MW50D-171114","537_MOD","12/22/17","19:31","N","NA","000","13C4-PFHpA","13C4-
PFHpA","96.4","","IS","Yes","Y","","Y","","","","PCT_REC","","","","","100","96.4","96.4","","","","","","50","150","
","","","
"I001MW50D-171114","537_MOD","12/22/17","19:31","N","NA","000","18O2-PFHxS","18O2-
PFHxS","90.1","","IS","Yes","Y","","Y","","","","PCT_REC","","","","","100","90.1","90.1","","","","","","50","150","
","","","
"I001MW50D-171114","537_MOD","12/22/17","19:31","N","NA","000","13C2-PFOA","13C2-
PFOA","87.8","","IS","Yes","Y","","Y","","","","PCT_REC","","","","","100","87.8","87.8","","","","","","50","150","
","","","
"I001MW50D-171114","537_MOD","12/22/17","19:31","N","NA","000","13C8-PFOS","13C8-
PFOS","87.0","","IS","Yes","Y","","Y","","","","PCT_REC","","","","","100","87.0","87.0","","","","","","50","150","","
","","
"I001MW50D-171114","537_MOD","12/22/17","19:31","N","NA","000","13C5-PFNA","13C5-
PFNA","83.4","","IS","Yes","Y","","Y","","","","PCT_REC","","","","","100","83.4","83.4","","","","","","50","150","
","","","
"I001MW50D-171114","537_MOD","12/22/17","19:31","N","NA","000","13C2-PFDA","13C2-
PFDA","73.1","","IS","Yes","Y","","Y","","","","PCT_REC","","","","","100","73.1","73.1","","","","","","50","150","
","","","

"I001MW50D-171114","537_MOD","12/22/17","19:31","N","NA","000","d3-MeFOSAA","d3-MeFOSAA","80.2","","IS","Yes","Y","","Y","","","","PCT_REC","","","","","100","80.2","80.2","","","","","","50","150","","","","",""
"I001MW50D-171114","537_MOD","12/22/17","19:31","N","NA","000","13C2-PFUnA","13C2-PFUnA","69.7","","IS","Yes","Y","","Y","","","","PCT_REC","","","","","100","69.7","69.7","","","","","","50","150","","","","","",""
"I001MW50D-171114","537_MOD","12/22/17","19:31","N","NA","000","d5-EtFOSAA","d5-EtFOSAA","63.9","","IS","Yes","Y","","Y","","","","PCT_REC","","","","","100","63.9","63.9","","","","","","50","150","","","","","",""
"I001MW50D-171114","537_MOD","12/22/17","19:31","N","NA","000","13C2-PFDoA","13C2-PFDoA","55.9","","IS","Yes","Y","","Y","","","","PCT_REC","","","","","100","55.9","55.9","","","","","","50","150","","","","","",""
"I001MW50D-171114","537_MOD","12/22/17","19:31","N","NA","000","13C2-PFTeDA","13C2-PFTeDA","66.5","","IS","Yes","Y","","Y","","","","PCT_REC","","","","","100","66.5","66.5","","","","","","50","150","","","","","",""
"I001MW50X-171114","537_MOD","12/22/17","21:01","N","NA","000","375-73-5","PFBS","3.87","","TRG","Yes","Y","J","Y","1.84","5.12","8.23","NG_L","NG_L","","","","","","

6","EtFOSAA","","","TRG","Yes","N","U","Y","1.41","5.12","8.23","NG_L","NG_L","
"I001MW50X-171114","537_MOD","12/22/17","21:01","N","NA","000","307-55-1","PERFLUORODODECANOIC ACID
(PFDOA)","","","TRG","Yes","N","U","Y","0.815","5.12","8.23","NG_L","NG_L","
"I001MW50X-171114","537_MOD","12/22/17","21:01","N","NA","000","72629-94-
8","PFTrDA","","","TRG","Yes","N","U","Y","0.508","5.12","8.23","NG_L","NG_L","
"I001MW50X-171114","537_MOD","12/22/17","21:01","N","NA","000","376-06-
7","PFTeDA","","","TRG","Yes","N","U","Y","0.776","5.12","8.23","NG_L","NG_L","
"I001MW50X-171114","537_MOD","12/22/17","21:01","N","NA","000","13C3-PFBS","13C3-
PFBS","121","","IS","Yes","Y","","Y","","","","PCT_REC","","","","","100","121","121","","","","","","50","150","","","
"I001MW50X-171114","537_MOD","12/22/17","21:01","N","NA","000","13C2-PFHxA","13C2-
PFHxA","95.4","","IS","Yes","Y","","Y","","","","PCT_REC","","","","","100","95.4","95.4","","","","","","50","150","
"I001MW50X-171114","537_MOD","12/22/17","21:01","N","NA","000","13C4-PFHpA","13C4-
PFHpA","105","","IS","Yes","Y","","Y","","","","PCT_REC","","","","","100","105","105","","","","","","50","150","","
"I001MW50X-171114","537_MOD","01/03/18","21:36","N","NA","000","18O2-PFHxS","18O2-
PFHxS","91.0","","IS","Yes","Y","","Y","","","","PCT_REC","","","","","100","91.0","91.0","","","","","","50","150","
"I001MW50X-171114","537_MOD","01/03/18","21:36","N","NA","000","13C2-PFOA","13C2-
PFOA","93.6","","IS","Yes","Y","","Y","","","","PCT_REC","","","","","100","93.6","93.6","","","","","","50","150","
"I001MW50X-171114","537_MOD","12/22/17","21:01","N","NA","000","13C8-PFOS","13C8-
PFOS","101","","IS","Yes","Y","","Y","","","","PCT_REC","","","","","100","101","101","","","","","","50","150","","
"I001MW50X-171114","537_MOD","12/22/17","21:01","N","NA","000","13C5-PFNA","13C5-
PFNA","92.1","","IS","Yes","Y","","Y","","","","PCT_REC","","","","","100","92.1","92.1","","","","","","50","150","
"I001MW50X-171114","537_MOD","12/22/17","21:01","N","NA","000","13C2-PFDA","13C2-
PFDA","69.7","","IS","Yes","Y","","Y","","","","PCT_REC","","","","","100","69.7","69.7","","","","","","50","150","
"I001MW50X-171114","537_MOD","12/22/17","21:01","N","NA","000","d3-MeFOSAA","d3-
MeFOSAA","99.1","","IS","Yes","Y","","Y","","","","PCT_REC","","","","","100","99.1","99.1","","","","","","50","15
0","","","","","
"I001MW50X-171114","537_MOD","12/22/17","21:01","N","NA","000","13C2-PFUnA","13C2-
PFUnA","115","","IS","Yes","Y","","Y","","","","PCT_REC","","","","","100","115","115","","","","","","50","150","","
"I001MW50X-171114","537_MOD","12/22/17","21:01","N","NA","000","d5-EtFOSAA","d5-
EtFOSAA","101","","IS","Yes","Y","","Y","","","","PCT_REC","","","","","100","101","101","","","","","","50","150","
"I001MW50X-171114","537_MOD","12/22/17","21:01","N","NA","000","13C2-PFDoA","13C2-
PFDoA","94.1","","IS","Yes","Y","","Y","","","","PCT_REC","","","","","100","94.1","94.1","","","","","","50","150","
"I001MW50X-171114","537_MOD","12/22/17","21:01","N","NA","000","13C2-PFTeDA","13C2-
PFTeDA","92.7","","IS","Yes","Y","","Y","","","","PCT_REC","","","","","100","92.7","92.7","","","","","","50","150"
"SB01-171114","537_MOD","12/22/17","21:12","N","NA","000","375-73-
5","PFBS","","","TRG","Yes","N","U","Y","1.90","5.30","8.48","NG_L","NG_L","","","","","","","","","","","","","","","","","","","
"

"SB01-171114","537_MOD","12/22/17","21:12","N","NA","000","307-24-4","PERFLUOROHEXANOIC ACID
(PFHXA)","","","TRG","Yes","N","U","Y","2.31","5.30","8.48","NG_L","NG_L","","","","","","","","","","","","","","","","
","","","
"SB01-171114","537_MOD","12/22/17","21:12","N","NA","000","375-85-9","PERFLUOROHEPTANOIC ACID
(PFHPA)","","","TRG","Yes","N","U","Y","0.627","5.30","8.48","NG_L","NG_L","","","","","","","","","","","","","","","
","","","
"SB01-171114","537_MOD","12/22/17","21:12","N","NA","000","355-46-4","PERFLUOROHEXANESULFONIC
ACID
(PFHXS)","","","TRG","Yes","N","U","Y","1.00","5.30","8.48","NG_L","NG_L","","","","","","","","","","","","","","","
","","","
"SB01-171114","537_MOD","12/22/17","21:12","N","NA","000","335-67-1","PERFLUOROOCTANOIC ACID
(PFOA)","","","TRG","Yes","N","U","Y","0.690","5.30","8.48","NG_L","NG_L","","","","","","","","","","","","","","","
","","","
"SB01-171114","537_MOD","12/22/17","21:12","N","NA","000","1763-23-
1","HEPTADECAFLUOROACTANESULFONIC ACID SOLUTION
","","","TRG","Yes","N","U","Y","0.856","5.30","8.48","NG_L","NG_L","","","","","","","","","","","","","","","","","
"SB01-171114","537_MOD","12/22/17","21:12","N","NA","000","375-95-1","PERFLUORONONANOIC ACID
(PFNA)","","","TRG","Yes","N","U","Y","0.859","5.30","8.48","NG_L","NG_L","","","","","","","","","","","","","","","
","","","
"SB01-171114","537_MOD","12/22/17","21:12","N","NA","000","335-76-2","PERFLUORODECANOIC ACID
(PFDA)","","","TRG","Yes","N","U","Y","1.58","5.30","8.48","NG_L","NG_L","","","","","","","","","","","","","","","
","","","
"SB01-171114","537_MOD","12/22/17","21:12","N","NA","000","2355-31-
9","MeFOSAA","","","TRG","Yes","N","U","Y","1.75","5.30","8.48","NG_L","NG_L","","","","","","","","","","","","","
","","","","","
"SB01-171114","537_MOD","12/22/17","21:12","N","NA","000","2058-94-8","PERFLUOROUNDECANOIC ACID
(PFUNA)","","","TRG","Yes","N","U","Y","1.11","5.30","8.48","NG_L","NG_L","","","","","","","","","","","","","","","
","","","
"SB01-171114","537_MOD","12/22/17","21:12","N","NA","000","2991-50-
6","EtFOSAA","","","TRG","Yes","N","U","Y","1.45","5.30","8.48","NG_L","NG_L","","","","","","","","","","","","","
","","","","","
"SB01-171114","537_MOD","12/22/17","21:12","N","NA","000","307-55-1","PERFLUORODODECANOIC ACID
(PFDOA)","","","TRG","Yes","N","U","Y","0.840","5.30","8.48","NG_L","NG_L","","","","","","","","","","","","","","","
","","","
"SB01-171114","537_MOD","12/22/17","21:12","N","NA","000","72629-94-
8","PFTrDA","","","TRG","Yes","N","U","Y","0.524","5.30","8.48","NG_L","NG_L","","","","","","","","","","","","","","
","","","","
"SB01-171114","537_MOD","12/22/17","21:12","N","NA","000","376-06-
7","PFTeDA","","","TRG","Yes","N","U","Y","0.801","5.30","8.48","NG_L","NG_L","","","","","","","","","","","","","
","","","","","
"SB01-171114","537_MOD","12/22/17","21:12","N","NA","000","13C3-PFBS","13C3-
PFBS","117","","IS","Yes","Y","","Y","","","","PCT_REC","","","","","100","117","117","","","","","","50","150","","
","","
"SB01-171114","537_MOD","12/22/17","21:12","N","NA","000","13C2-PFHxA","13C2-
PFHxA","89.9","","IS","Yes","Y","","Y","","","","PCT_REC","","","","","100","89.9","89.9","","","","","","50","150","
","","","
"SB01-171114","537_MOD","12/22/17","21:12","N","NA","000","13C4-PFHpA","13C4-
PFHpA","104","","IS","Yes","Y","","Y","","","","PCT_REC","","","","","100","104","104","","","","","","50","150","","
","","
"SB01-171114","537_MOD","12/22/17","21:12","N","NA","000","18O2-PFHxS","18O2-
PFHxS","112","","IS","Yes","Y","","Y","","","","PCT_REC","","","","","100","112","112","","","","","","50","150","","
","","
"SB01-171114","537_MOD","12/22/17","21:12","N","NA","000","13C2-PFOA","13C2-
PFOA","90.2","","IS","Yes","Y","","Y","","","","PCT_REC","","","","","100","90.2","90.2","","","","","","50","150","

,"","","",""
"SB01-171114","537_MOD","12/22/17","21:12","N","NA","000","13C8-PFOS","13C8-
PFOS","101","","IS","Yes","Y","","Y","","","","PCT_REC","","","","","100","101","101","","","","","","50","150","","",
"","",""
"SB01-171114","537_MOD","12/22/17","21:12","N","NA","000","13C5-PFNA","13C5-
PFNA","98.9","","IS","Yes","Y","","Y","","","","PCT_REC","","","","","100","98.9","98.9","","","","","","50","150","",
"","","",""
"SB01-171114","537_MOD","12/22/17","21:12","N","NA","000","13C2-PFDA","13C2-
PFDA","76.6","","IS","Yes","Y","","Y","","","","PCT_REC","","","","","100","76.6","76.6","","","","","","50","150","",
"","","",""
"SB01-171114","537_MOD","12/22/17","21:12","N","NA","000","d3-MeFOSAA","d3-
MeFOSAA","85.2","","IS","Yes","Y","","Y","","","","PCT_REC","","","","","100","85.2","85.2","","","","","","50","15
0","","","","",""
"SB01-171114","537_MOD","12/22/17","21:12","N","NA","000","13C2-PFUnA","13C2-
PFUnA","80.6","","IS","Yes","Y","","Y","","","","PCT_REC","","","","","100","80.6","80.6","","","","","","50","150","
","","","",""
"SB01-171114","537_MOD","12/22/17","21:12","N","NA","000","d5-EtFOSAA","d5-
EtFOSAA","75.3","","IS","Yes","Y","","Y","","","","PCT_REC","","","","","100","75.3","75.3","","","","","","50","150
","","","","",""
"SB01-171114","537_MOD","12/22/17","21:12","N","NA","000","13C2-PFDoA","13C2-
PFDoA","85.3","","IS","Yes","Y","","Y","","","","PCT_REC","","","","","100","85.3","85.3","","","","","","50","150","
","","","",""
"SB01-171114","537_MOD","12/22/17","21:12","N","NA","000","13C2-PFTeDA","13C2-
PFTeDA","107","","IS","Yes","Y","","Y","","","","PCT_REC","","","","","100","107","107","","","","","","50","150","
","","","",""
"I001MW53D-171114","537_MOD","12/22/17","21:23","N","NA","000","375-73-
5","PFBS","11.5","","TRG","Yes","Y","","Y","1.84","5.17","8.23","NG_L","NG_L","","","","","","","","","","","","","","","
","","","","",""
"I001MW53D-171114","537_MOD","12/22/17","21:23","N","NA","000","307-24-4","PERFLUOROHEXANOIC
ACID
(PFHXA)","47.3","","TRG","Yes","Y","","Y","2.24","5.17","8.23","NG_L","NG_L","","","","","","","","","","","","","","","
","","","","",""
"I001MW53D-171114","537_MOD","12/22/17","21:23","N","NA","000","375-85-9","PERFLUOROHEPTANOIC
ACID
(PFHPA)","6.59","","TRG","Yes","Y","J","Y","0.608","5.17","8.23","NG_L","NG_L","","","","","","","","","","","","","","
","","","","",""
"I001MW53D-171114","537_MOD","12/22/17","21:23","N","NA","000","355-46-
4","PERFLUOROHEXANESULFONIC ACID
(PFHXS)","37.4","","TRG","Yes","Y","","Y","0.975","5.17","8.23","NG_L","NG_L","","","","","","","","","","","","","","
","","","","",""
"I001MW53D-171114","537_MOD","12/22/17","21:23","N","NA","000","335-67-1","PERFLUOROOCTANOIC
ACID
(PFOA)","57.5","","TRG","Yes","Y","","Y","0.670","5.17","8.23","NG_L","NG_L","","","","","","","","","","","","","","
","","","","",""
"I001MW53D-171114","537_MOD","12/22/17","21:23","N","NA","000","1763-23-
1","HEPTADECAFLUOROACTANESULFONIC ACID SOLUTION
","","","TRG","Yes","N","U","Y","0.830","5.17","8.23","NG_L","NG_L","","","","","","","","","","","","","","","","","","","
"I001MW53D-171114","537_MOD","12/22/17","21:23","N","NA","000","375-95-1","PERFLUORONONANOIC
ACID
(PFNA)","","","TRG","Yes","N","U","Y","0.834","5.17","8.23","NG_L","NG_L","","","","","","","","","","","","","","
","","","","",""
"I001MW53D-171114","537_MOD","12/22/17","21:23","N","NA","000","335-76-2","PERFLUORODECANOIC
ACID
(PFDA)","","","TRG","Yes","N","U","Y","1.53","5.17","8.23","NG_L","NG_L","","","","","","","","","","","","","","","
"

",""
,,
"I001MW53D-171114","537_MOD","12/22/17","21:23","N","NA","000","2355-31-
9","MeFOSAA","","","TRG","Yes","N","U","Y","1.70","5.17","8.23","NG_L","NG_L","","","","","","","","","","","","
"","","","",""
,,,,,
"I001MW53D-171114","537_MOD","12/22/17","21:23","N","NA","000","2058-94-8","PERFLUOROUNDECANOIC
ACID
(PFUNA)","","","TRG","Yes","N","U","Y","1.08","5.17","8.23","NG_L","NG_L","","","","","","","","","","","","","
"","","",""
,,,,
"I001MW53D-171114","537_MOD","12/22/17","21:23","N","NA","000","2991-50-
6","EtFOSAA","","","TRG","Yes","N","U","Y","1.41","5.17","8.23","NG_L","NG_L","","","","","","","","","","","","
"","","","","",""
,,,,,
"I001MW53D-171114","537_MOD","12/22/17","21:23","N","NA","000","307-55-1","PERFLUORODODECANOIC
ACID
(PFDOA)","","","TRG","Yes","N","U","Y","0.815","5.17","8.23","NG_L","NG_L","","","","","","","","","","","","","
"","","","",""
,,,,
"I001MW53D-171114","537_MOD","12/22/17","21:23","N","NA","000","72629-94-
8","PFTrDA","","","TRG","Yes","N","U","Y","0.508","5.17","8.23","NG_L","NG_L","","","","","","","","","","","","
"","","","","",""
,,,,,
"I001MW53D-171114","537_MOD","12/22/17","21:23","N","NA","000","376-06-
7","PFTeDA","","","TRG","Yes","N","U","Y","0.777","5.17","8.23","NG_L","NG_L","","","","","","","","","","","","
"","","","","",""
,,,,,
"I001MW53D-171114","537_MOD","12/22/17","21:23","N","NA","000","13C3-PFBS","13C3-
PFBS","136","","IS","Yes","Y","","Y","","","","PCT_REC","","","","","100","136","136","","","","","","50","150","","
","","
,,,
"I001MW53D-171114","537_MOD","12/22/17","21:23","N","NA","000","13C2-PFHxA","13C2-
PFHxA","95.4","","IS","Yes","Y","","Y","","","","PCT_REC","","","","","100","95.4","95.4","","","","","","50","150","
","","","
,,,,
"I001MW53D-171114","537_MOD","12/22/17","21:23","N","NA","000","13C4-PFHpA","13C4-
PFHpA","91.7","","IS","Yes","Y","","Y","","","","PCT_REC","","","","","100","91.7","91.7","","","","","","50","150","
","","","
,,,,
"I001MW53D-171114","537_MOD","12/22/17","21:23","N","NA","000","18O2-PFHxS","18O2-
PFHxS","71.3","","IS","Yes","Y","","Y","","","","PCT_REC","","","","","100","71.3","71.3","","","","","","50","150","
","","","
,,,,
"I001MW53D-171114","537_MOD","12/22/17","21:23","N","NA","000","13C2-PFOA","13C2-
PFOA","96.2","","IS","Yes","Y","","Y","","","","PCT_REC","","","","","100","96.2","96.2","","","","","","50","150","
","","","
,,,,
"I001MW53D-171114","537_MOD","12/22/17","21:23","N","NA","000","13C8-PFOS","13C8-
PFOS","86.1","","IS","Yes","Y","","Y","","","","PCT_REC","","","","","100","86.1","86.1","","","","","","50","150","","
","","","
,,,,
"I001MW53D-171114","537_MOD","12/22/17","21:23","N","NA","000","13C5-PFNA","13C5-
PFNA","97.4","","IS","Yes","Y","","Y","","","","PCT_REC","","","","","100","97.4","97.4","","","","","","50","150","
","","","
,,,,
"I001MW53D-171114","537_MOD","12/22/17","21:23","N","NA","000","13C2-PFDA","13C2-
PFDA","61.6","","IS","Yes","Y","","Y","","","","PCT_REC","","","","","100","61.6","61.6","","","","","","50","150","
","","","
,,,,
"I001MW53D-171114","537_MOD","12/22/17","21:23","N","NA","000","d3-MeFOSAA","d3-
MeFOSAA","97.8","","IS","Yes","Y","","Y","","","","PCT_REC","","","","","100","97.8","97.8","","","","","","50","15
0","","","","",
,,,,,
"I001MW53D-171114","537_MOD","12/22/17","21:23","N","NA","000","13C2-PFUnA","13C2-
PFUnA","95.2","","IS","Yes","Y","","Y","","","","PCT_REC","","","","","100","95.2","95.2","","","","","","50","150","
","","","
,,,,
"I001MW53D-171114","537_MOD","12/22/17","21:23","N","NA","000","d5-EtFOSAA","d5-
EtFOSAA","104","","IS","Yes","Y","","Y","","","","PCT_REC","","","","","100","104","104","","","","","","50","150",
"","","","
,,,,

"I001MW53D-171114","537_MOD","12/22/17","21:23","N","NA","000","13C2-PFDoA","13C2-PFDoA","73.9","","IS","Yes","Y","","Y","","","","PCT_REC","","","","","100","73.9","73.9","","","","","","50","150","","","","",""
"I001MW53D-171114","537_MOD","12/22/17","21:23","N","NA","000","13C2-PFTeDA","13C2-PFTeDA","105","","IS","Yes","Y","","Y","","","","PCT_REC","","","","","100","105","105","","","","","","50","150","","","","",""
"EB02-171114","537_MOD","12/22/17","21:34","N","NA","000","375-73-5","PFBS","","","TRG","Yes","N","U","Y","2.39","6.67","10.7","NG_L","NG_L","","","","","","","","","","","","","","","","","","",""
"EB02-171114","537_MOD","12/22/17","21:34","N","NA","000","307-24-4","PERFLUOROHEXANOIC ACID (PFHXA)","","","TRG","Yes","N","U","Y","2.91","6.67","10.7","NG_L","NG_L","","","","","","","","","","","","","","","","","","",""
"EB02-171114","537_MOD","12/22/17","21:34","N","NA","000","375-85-9","PERFLUOROHEPTANOIC ACID (PFHPA)","","","TRG","Yes","N","U","Y","0.788","6.67","10.7","NG_L","NG_L","","","","","","","","","","","","","","","","","","",""
"EB02-171114","537_MOD","12/22/17","21:34","N","NA","000","355-46-4","PERFLUOROHEXANESULFONIC ACID (PFHXS)","","","TRG","Yes","N","U","Y","1.26","6.67","10.7","NG_L","NG_L","","","","","","","","","","","","","","","","","","",""
"EB02-171114","537_MOD","12/22/17","21:34","N","NA","000","335-67-1","PERFLUOROOCTANOIC ACID (PFOA)","","","TRG","Yes","N","U","Y","0.868","6.67","10.7","NG_L","NG_L","","","","","","","","","","","","","","","","","","",""
"EB02-171114","537_MOD","12/22/17","21:34","N","NA","000","1763-23-1","HEPTADECAFLUOROACTANESULFONIC ACID SOLUTION","","","TRG","Yes","N","U","Y","1.08","6.67","10.7","NG_L","NG_L","","","","","","","","","","","","","","","","","","",""
"EB02-171114","537_MOD","12/22/17","21:34","N","NA","000","375-95-1","PERFLUORONONANOIC ACID (PFNA)","","","TRG","Yes","N","U","Y","1.08","6.67","10.7","NG_L","NG_L","","","","","","","","","","","","","","","","","","",""
"EB02-171114","537_MOD","12/22/17","21:34","N","NA","000","335-76-2","PERFLUORODECANOIC ACID (PFDA)","","","TRG","Yes","N","U","Y","1.99","6.67","10.7","NG_L","NG_L","","","","","","","","","","","","","","","","","","",""
"EB02-171114","537_MOD","12/22/17","21:34","N","NA","000","2355-31-9","MeFOSAA","","","TRG","Yes","N","U","Y","2.20","6.67","10.7","NG_L","NG_L","","","","","","","","","","","","","","","","","","",""
"EB02-171114","537_MOD","12/22/17","21:34","N","NA","000","2058-94-8","PERFLUOROUNDECANOIC ACID (PFUNA)","","","TRG","Yes","N","U","Y","1.40","6.67","10.7","NG_L","NG_L","","","","","","","","","","","","","","","","","","",""
"EB02-171114","537_MOD","12/22/17","21:34","N","NA","000","2991-50-6","EtFOSAA","","","TRG","Yes","N","U","Y","1.83","6.67","10.7","NG_L","NG_L","","","","","","","","","","","","","","","","","","",""
"EB02-171114","537_MOD","12/22/17","21:34","N","NA","000","307-55-1","PERFLUORODODECANOIC ACID (PFDOA)","","","TRG","Yes","N","U","Y","1.06","6.67","10.7","NG_L","NG_L","","","","","","","","","","","","","","","","","","",""
"EB02-171114","537_MOD","12/22/17","21:34","N","NA","000","72629-94-8","PFTrDA","","","TRG","Yes","N","U","Y","0.659","6.67","10.7","NG_L","NG_L","","","","","","","","","","","","","","","","","","",""
"EB02-171114","537_MOD","12/22/17","21:34","N","NA","000","376-06-7","PFTeDA","","","TRG","Yes","N","U","Y","1.01","6.67","10.7","NG_L","NG_L","","","","","","","","","","","","","","","","","","",""
"EB02-171114","537_MOD","12/22/17","21:34","N","NA","000","13C3-PFBS","13C3-PFBS","102","","IS","Yes","Y","","Y","","","","PCT_REC","","","","","100","102","102","","","","","","50","150","","","","",""
"EB02-171114","537_MOD","12/22/17","21:34","N","NA","000","13C2-PFHxA","13C2-PFHxA","95.7","","IS","Yes","Y","","Y","","","","PCT_REC","","","","","100","95.7","95.7","","","","","","50","150","

",","","","",
"EB02-171114","537_MOD","12/22/17","21:34","N","NA","000","13C4-PFHpA","13C4-
PFHpA","95.7","","IS","Yes","Y","","Y","","","","PCT_REC","","","","","100","95.7","95.7","","","","","","50","150","
","","","",
"EB02-171114","537_MOD","12/22/17","21:34","N","NA","000","18O2-PFHxS","18O2-
PFHxS","88.9","","IS","Yes","Y","","Y","","","","PCT_REC","","","","","100","88.9","88.9","","","","","","50","150","
","","","",
"EB02-171114","537_MOD","12/22/17","21:34","N","NA","000","13C2-PFOA","13C2-
PFOA","95.6","","IS","Yes","Y","","Y","","","","PCT_REC","","","","","100","95.6","95.6","","","","","","50","150","","
","","","",
"EB02-171114","537_MOD","12/22/17","21:34","N","NA","000","13C8-PFOS","13C8-
PFOS","89.1","","IS","Yes","Y","","Y","","","","PCT_REC","","","","","100","89.1","89.1","","","","","","50","150","","
","","","",
"EB02-171114","537_MOD","12/22/17","21:34","N","NA","000","13C5-PFNA","13C5-
PFNA","60.4","","IS","Yes","Y","","Y","","","","PCT_REC","","","","","100","60.4","60.4","","","","","","50","150","","
","","","",
"EB02-171114","537_MOD","12/22/17","21:34","N","NA","000","13C2-PFDA","13C2-
PFDA","61.2","","IS","Yes","Y","","Y","","","","PCT_REC","","","","","100","61.2","61.2","","","","","","50","150","","
","","","",
"EB02-171114","537_MOD","12/22/17","21:34","N","NA","000","d3-MeFOSAA","d3-
MeFOSAA","69.0","","IS","Yes","Y","","Y","","","","PCT_REC","","","","","100","69.0","69.0","","","","","","50","15
0","","","","",
"EB02-171114","537_MOD","12/22/17","21:34","N","NA","000","13C2-PFUnA","13C2-
PFUnA","88.3","","IS","Yes","Y","","Y","","","","PCT_REC","","","","","100","88.3","88.3","","","","","","50","150","
","","","",
"EB02-171114","537_MOD","12/22/17","21:34","N","NA","000","d5-EtFOSAA","d5-
EtFOSAA","64.9","","IS","Yes","Y","","Y","","","","PCT_REC","","","","","100","64.9","64.9","","","","","","50","150
","","","","",
"EB02-171114","537_MOD","12/22/17","21:34","N","NA","000","13C2-PFDoA","13C2-
PFDoA","71.9","","IS","Yes","Y","","Y","","","","PCT_REC","","","","","100","71.9","71.9","","","","","","50","150","
","","","",
"EB02-171114","537_MOD","12/22/17","21:34","N","NA","000","13C2-PFTeDA","13C2-
PFTeDA","92.4","","IS","Yes","Y","","Y","","","","PCT_REC","","","","","100","92.4","92.4","","","","","","50","150"
","","","","",
"I001BC43MS-171115","537_MOD","12/22/17","21:46","N","NA","000","375-73-
5","PFBS","65.9","","TRG","Yes","Y","","Y","1.99","5.58","8.91","NG_L","NG_L","","","","","","","","","","","","","","","
","","","","",
"I001BC43MS-171115","537_MOD","12/22/17","21:46","N","NA","000","307-24-4","PERFLUOROHEXANOIC
ACID
(PFHXA)","209","","TRG","Yes","Y","","Y","2.43","5.58","8.91","NG_L","NG_L","","","","","","","","","","","","","","","
","","","","",
"I001BC43MS-171115","537_MOD","12/22/17","21:46","N","NA","000","375-85-9","PERFLUOROHEPTANOIC
ACID
(PFHPA)","42.3","","TRG","Yes","Y","","Y","0.658","5.58","8.91","NG_L","NG_L","","","","","","","","","","","","","","
","","","","",
"I001BC43MS-171115","537_MOD","12/22/17","21:46","N","NA","000","355-46-
4","PERFLUOROHEXANESULFONIC ACID
(PFHXS)","416","","TRG","Yes","Y","","Y","1.05","5.58","8.91","NG_L","NG_L","","","","","","","","","","","","","","","
","","","","",
"I001BC43MS-171115","537_MOD","12/22/17","21:46","N","NA","000","335-67-1","PERFLUOROOCTANOIC
ACID
(PFOA)","337","","TRG","Yes","Y","","Y","0.725","5.58","8.91","NG_L","NG_L","","","","","","","","","","","","","","","
","","","","",
"I001BC43MS-171115","537_MOD","12/22/17","21:46","N","NA","000","1763-23-

1","HEPTADECAFLUOROACTANESULFONIC ACID SOLUTION
","49.0","","TRG","Yes","Y","","Y","0.899","5.58","8.91","NG_L","NG_L","
""
"I001BC43MS-171115","537_MOD","12/22/17","21:46","N","NA","000","375-95-1","PERFLUORONONANOIC ACID
(PFNA)","1.38","","TRG","Yes","Y","J","Y","0.902","5.58","8.91","NG_L","NG_L","","","","","","","","","","","","","","","
","","","","
"I001BC43MS-171115","537_MOD","12/22/17","21:46","N","NA","000","335-76-2","PERFLUORODECANOIC ACID
(PFDA)","","","TRG","Yes","N","U","Y","1.66","5.58","8.91","NG_L","NG_L","","","","","","","","","","","","","","","
","","
"I001BC43MS-171115","537_MOD","12/22/17","21:46","N","NA","000","2355-31-
9","MeFOSAA","","","TRG","Yes","N","U","Y","1.84","5.58","8.91","NG_L","NG_L","","","","","","","","","","","","","
","","","","
"I001BC43MS-171115","537_MOD","12/22/17","21:46","N","NA","000","2058-94-
8","PERFLUOROUNDECANOIC ACID
(PFUNA)","","","TRG","Yes","N","U","Y","1.17","5.58","8.91","NG_L","NG_L","","","","","","","","","","","","","","","
","","
"I001BC43MS-171115","537_MOD","12/22/17","21:46","N","NA","000","2991-50-
6","EtFOSAA","","","TRG","Yes","N","U","Y","1.53","5.58","8.91","NG_L","NG_L","","","","","","","","","","","","","
","","","","
"I001BC43MS-171115","537_MOD","12/22/17","21:46","N","NA","000","307-55-1","PERFLUORODODECANOIC ACID
(PFDOA)","","","TRG","Yes","N","U","Y","0.882","5.58","8.91","NG_L","NG_L","","","","","","","","","","","","","","
","","
"I001BC43MS-171115","537_MOD","12/22/17","21:46","N","NA","000","72629-94-
8","PFTrDA","","","TRG","Yes","N","U","Y","0.550","5.58","8.91","NG_L","NG_L","","","","","","","","","","","","","","
","","","","
"I001BC43MS-171115","537_MOD","12/22/17","21:46","N","NA","000","376-06-
7","PFTeDA","","","TRG","Yes","N","U","Y","0.841","5.58","8.91","NG_L","NG_L","","","","","","","","","","","","","
","","","","
"I001BC43MS-171115","537_MOD","12/22/17","21:46","N","NA","000","13C3-PFBS","13C3-
PFBS","130","","IS","Yes","Y","","Y","","","","PCT_REC","","","","","100","130","130","","","","","","50","150","","
","","
"I001BC43MS-171115","537_MOD","12/22/17","21:46","N","NA","000","13C2-PFHxA","13C2-
PFHxA","103","","IS","Yes","Y","","Y","","","","PCT_REC","","","","","100","103","103","","","","","","50","150","","
","","
"I001BC43MS-171115","537_MOD","12/22/17","21:46","N","NA","000","13C4-PFHpA","13C4-
PFHpA","91.6","","IS","Yes","Y","","Y","","","","PCT_REC","","","","","100","91.6","91.6","","","","","","50","150","
","","
"I001BC43MS-171115","537_MOD","12/22/17","21:46","N","NA","000","18O2-PFHxS","18O2-
PFHxS","116","","IS","Yes","Y","","Y","","","","PCT_REC","","","","","100","116","116","","","","","","50","150","","
","","
"I001BC43MS-171115","537_MOD","12/22/17","21:46","N","NA","000","13C2-PFOA","13C2-
PFOA","101","","IS","Yes","Y","","Y","","","","PCT_REC","","","","","100","101","101","","","","","","50","150","","
","","
"I001BC43MS-171115","537_MOD","12/22/17","21:46","N","NA","000","13C8-PFOS","13C8-
PFOS","107","","IS","Yes","Y","","Y","","","","PCT_REC","","","","","100","107","107","","","","","","50","150","","
","","
"I001BC43MS-171115","537_MOD","12/22/17","21:46","N","NA","000","13C5-PFNA","13C5-
PFNA","97.6","","IS","Yes","Y","","Y","","","","PCT_REC","","","","","100","97.6","97.6","","","","","","50","150","
","","
"I001BC43MS-171115","537_MOD","12/22/17","21:46","N","NA","000","13C2-PFDA","13C2-
PFDA","72.3","","IS","Yes","Y","","Y","","","","PCT_REC","","","","","100","72.3","72.3","","","","","","50","150","

,"","","",
"I001BC43MS-171115","537_MOD","12/22/17","21:46","N","NA","000","d3-MeFOSAA","d3-
MeFOSAA","89.5","","IS","Yes","Y","","Y","","","","PCT_REC","","","","","100","89.5","89.5","","","","","","50","15
0","","","","",
"I001BC43MS-171115","537_MOD","12/22/17","21:46","N","NA","000","13C2-PFUnA","13C2-
PFUnA","84.0","","IS","Yes","Y","","Y","","","","PCT_REC","","","","","100","84.0","84.0","","","","","","50","150","
","","","",
"I001BC43MS-171115","537_MOD","12/22/17","21:46","N","NA","000","d5-EtFOSAA","d5-
EtFOSAA","92.7","","IS","Yes","Y","","Y","","","","PCT_REC","","","","","100","92.7","92.7","","","","","","50","150
","","","","",
"I001BC43MS-171115","537_MOD","12/22/17","21:46","N","NA","000","13C2-PFDoA","13C2-
PFDoA","94.5","","IS","Yes","Y","","Y","","","","PCT_REC","","","","","100","94.5","94.5","","","","","","50","150","
","","","",
"I001BC43MS-171115","537_MOD","12/22/17","21:46","N","NA","000","13C2-PFTeDA","13C2-
PFTeDA","92.2","","IS","Yes","Y","","Y","","","","PCT_REC","","","","","100","92.2","92.2","","","","","","50","150"
,"","","","",
"I001MW43D-171115","537_MOD","12/22/17","21:57","N","NA","000","375-73-
5","PFBS","3.08","","TRG","Yes","Y","J","Y","1.93","5.39","8.63","NG_L","NG_L","","","","","","","","","","","","","","
","","","","",
"I001MW43D-171115","537_MOD","12/22/17","21:57","N","NA","000","307-24-4","PERFLUOROHEXANOIC
ACID
(PFHXA)","3.53","","TRG","Yes","Y","J","Y","2.35","5.39","8.63","NG_L","NG_L","","","","","","","","","","","","","","
","","","","",
"I001MW43D-171115","537_MOD","12/22/17","21:57","N","NA","000","375-85-9","PERFLUOROHEPTANOIC
ACID
(PFHPA)","","","TRG","Yes","N","U","Y","0.637","5.39","8.63","NG_L","NG_L","","","","","","","","","","","","","","
","","","",
"I001MW43D-171115","537_MOD","12/22/17","21:57","N","NA","000","355-46-
4","PERFLUOROHEXANESULFONIC ACID
(PFHXS)","5.98","","TRG","Yes","Y","J","Y","1.02","5.39","8.63","NG_L","NG_L","","","","","","","","","","","","","","
","","","","",
"I001MW43D-171115","537_MOD","12/22/17","21:57","N","NA","000","335-67-1","PERFLUOROOCTANOIC
ACID
(PFOA)","8.12","","TRG","Yes","Y","J","Y","0.702","5.39","8.63","NG_L","NG_L","","","","","","","","","","","","","","
","","","","",
"I001MW43D-171115","537_MOD","12/22/17","21:57","N","NA","000","1763-23-
1","HEPTADECAFLUOROACTANESULFONIC ACID SOLUTION
","","","TRG","Yes","N","U","Y","0.870","5.39","8.63","NG_L","NG_L","","","","","","","","","","","","","","","","","",
"I001MW43D-171115","537_MOD","12/22/17","21:57","N","NA","000","375-95-1","PERFLUORONONANOIC
ACID
(PFNA)","","","TRG","Yes","N","U","Y","0.873","5.39","8.63","NG_L","NG_L","","","","","","","","","","","","","","","
","","",
"I001MW43D-171115","537_MOD","12/22/17","21:57","N","NA","000","335-76-2","PERFLUORODECANOIC
ACID
(PFDA)","","","TRG","Yes","N","U","Y","1.61","5.39","8.63","NG_L","NG_L","","","","","","","","","","","","","","
","","",
"I001MW43D-171115","537_MOD","12/22/17","21:57","N","NA","000","2355-31-
9","MeFOSAA","","","TRG","Yes","N","U","Y","1.78","5.39","8.63","NG_L","NG_L","","","","","","","","","","","","
","","","","",
"I001MW43D-171115","537_MOD","12/22/17","21:57","N","NA","000","2058-94-8","PERFLUOROUNDECANOIC
ACID
(PFUNA)","","","TRG","Yes","N","U","Y","1.13","5.39","8.63","NG_L","NG_L","","","","","","","","","","","","","","
","","",
"I001MW43D-171115","537_MOD","12/22/17","21:57","N","NA","000","2991-50-

6","EtFOSAA","","","TRG","Yes","N","U","Y","1.48","5.39","8.63","NG_L","NG_L","
"I001MW43D-171115","537_MOD","12/22/17","21:57","N","NA","000","307-55-1","PERFLUORODODECANOIC ACID
(PFDOA)","","","TRG","Yes","N","U","Y","0.854","5.39","8.63","NG_L","NG_L","
"I001MW43D-171115","537_MOD","12/22/17","21:57","N","NA","000","72629-94-
8","PFTrDA","","","TRG","Yes","N","U","Y","0.533","5.39","8.63","NG_L","NG_L","
"I001MW43D-171115","537_MOD","12/22/17","21:57","N","NA","000","376-06-
7","PFTeDA","","","TRG","Yes","N","U","Y","0.814","5.39","8.63","NG_L","NG_L","
"I001MW43D-171115","537_MOD","12/22/17","21:57","N","NA","000","13C3-PFBS","13C3-
PFBS","119","","IS","Yes","Y","","Y","","","","PCT_REC","","","","","100","119","119","","","","","","50","150","","","
"I001MW43D-171115","537_MOD","12/22/17","21:57","N","NA","000","13C2-PFHxA","13C2-
PFHxA","90.8","","IS","Yes","Y","","Y","","","","PCT_REC","","","","","100","90.8","90.8","","","","","","50","150","","","
"I001MW43D-171115","537_MOD","12/22/17","21:57","N","NA","000","13C4-PFHpA","13C4-
PFHpA","97.5","","IS","Yes","Y","","Y","","","","PCT_REC","","","","","100","97.5","97.5","","","","","","50","150","","","
"I001MW43D-171115","537_MOD","12/22/17","21:57","N","NA","000","18O2-PFHxS","18O2-
PFHxS","100","","IS","Yes","Y","","Y","","","","PCT_REC","","","","","100","100","100","","","","","","50","150","","","
"I001MW43D-171115","537_MOD","12/22/17","21:57","N","NA","000","13C2-PFOA","13C2-
PFOA","84.6","","IS","Yes","Y","","Y","","","","PCT_REC","","","","","100","84.6","84.6","","","","","","50","150","","","
"I001MW43D-171115","537_MOD","12/22/17","21:57","N","NA","000","13C8-PFOS","13C8-
PFOS","95.2","","IS","Yes","Y","","Y","","","","PCT_REC","","","","","100","95.2","95.2","","","","","","50","150","","","
"I001MW43D-171115","537_MOD","12/22/17","21:57","N","NA","000","13C5-PFNA","13C5-
PFNA","84.8","","IS","Yes","Y","","Y","","","","PCT_REC","","","","","100","84.8","84.8","","","","","","50","150","","","
"I001MW43D-171115","537_MOD","12/22/17","21:57","N","NA","000","13C2-PFDA","13C2-
PFDA","94.1","","IS","Yes","Y","","Y","","","","PCT_REC","","","","","100","94.1","94.1","","","","","","50","150","","","
"I001MW43D-171115","537_MOD","12/22/17","21:57","N","NA","000","d3-MeFOSAA","d3-
MeFOSAA","125","","IS","Yes","Y","","Y","","","","PCT_REC","","","","","100","125","125","","","","","","50","150
"I001MW43D-171115","537_MOD","12/22/17","21:57","N","NA","000","13C2-PFUnA","13C2-
PFUnA","78.1","","IS","Yes","Y","","Y","","","","PCT_REC","","","","","100","78.1","78.1","","","","","","50","150","
"I001MW43D-171115","537_MOD","12/22/17","21:57","N","NA","000","d5-EtFOSAA","d5-
EtFOSAA","120","","IS","Yes","Y","","Y","","","","PCT_REC","","","","","100","120","120","","","","","","50","150","
"I001MW43D-171115","537_MOD","12/22/17","21:57","N","NA","000","13C2-PFDoA","13C2-
PFDoA","82.2","","IS","Yes","Y","","Y","","","","PCT_REC","","","","","100","82.2","82.2","","","","","","50","150","
"I001MW43D-171115","537_MOD","12/22/17","21:57","N","NA","000","13C2-PFTeDA","13C2-
PFTeDA","90.3","","IS","Yes","Y","","Y","","","","PCT_REC","","","","","100","90.3","90.3","","","","","","50","150"
"I001BC47S-171115","537_MOD","12/22/17","22:08","N","NA","000","375-73-
5","PFBS","35.3","","TRG","Yes","Y","","Y","2.07","5.79","9.25","NG_L","NG_L","","","","","","","","","","","","","","","","","
"

"I001BC47S-171115","537_MOD","12/22/17","22:08","N","NA","000","307-24-4","PERFLUOROHEXANOIC ACID
(PFHXA)","105","","TRG","Yes","Y","","Y","2.52","5.79","9.25","NG_L","NG_L","","","","","","","","","","","","","","","","
","","","",""
"I001BC47S-171115","537_MOD","12/22/17","22:08","N","NA","000","375-85-9","PERFLUOROHEPTANOIC
ACID
(PFHPA)","39.1","","TRG","Yes","Y","","Y","0.684","5.79","9.25","NG_L","NG_L","","","","","","","","","","","","","","
","","","","",""
"I001BC47S-171115","537_MOD","12/22/17","22:08","N","NA","000","355-46-
4","PERFLUOROHEXANESULFONIC ACID
(PFHXS)","207","","TRG","Yes","Y","","Y","1.10","5.79","9.25","NG_L","NG_L","","","","","","","","","","","","","","
","","","",""
"I001BC47S-171115","537_MOD","12/22/17","22:08","N","NA","000","335-67-1","PERFLUOROOCTANOIC ACID
(PFOA)","315","","TRG","Yes","Y","","Y","0.753","5.79","9.25","NG_L","NG_L","","","","","","","","","","","","","","
","","","",""
"I001BC47S-171115","537_MOD","12/22/17","22:08","N","NA","000","1763-23-
1","HEPTADECAFLUOROACTANESULFONIC ACID SOLUTION
","39.1","","TRG","Yes","Y","","Y","0.933","5.79","9.25","NG_L","NG_L","","","","","","","","","","","","","","","","
""
"I001BC47S-171115","537_MOD","12/22/17","22:08","N","NA","000","375-95-1","PERFLUORONONANOIC
ACID
(PFNA)","3.72","","TRG","Yes","Y","J","Y","0.937","5.79","9.25","NG_L","NG_L","","","","","","","","","","","","","","
","","","",""
"I001BC47S-171115","537_MOD","12/22/17","22:08","N","NA","000","335-76-2","PERFLUORODECANOIC ACID
(PFDA)","","","TRG","Yes","N","U","Y","1.72","5.79","9.25","NG_L","NG_L","","","","","","","","","","","","","","","
","","",""
"I001BC47S-171115","537_MOD","12/22/17","22:08","N","NA","000","2355-31-
9","MeFOSAA","","","TRG","Yes","N","U","Y","1.91","5.79","9.25","NG_L","NG_L","","","","","","","","","","","","","
","","","","",""
"I001BC47S-171115","537_MOD","12/22/17","22:08","N","NA","000","2058-94-8","PERFLUOROUNDECANOIC
ACID
(PFUNA)","","","TRG","Yes","N","U","Y","1.21","5.79","9.25","NG_L","NG_L","","","","","","","","","","","","","","
","","","",""
"I001BC47S-171115","537_MOD","12/22/17","22:08","N","NA","000","2991-50-
6","EtFOSAA","","","TRG","Yes","N","U","Y","1.58","5.79","9.25","NG_L","NG_L","","","","","","","","","","","","","
","","","","",""
"I001BC47S-171115","537_MOD","12/22/17","22:08","N","NA","000","307-55-1","PERFLUORODODECANOIC
ACID
(PFDOA)","","","TRG","Yes","N","U","Y","0.916","5.79","9.25","NG_L","NG_L","","","","","","","","","","","","","","
","","","",""
"I001BC47S-171115","537_MOD","12/22/17","22:08","N","NA","000","72629-94-
8","PFTrDA","","","TRG","Yes","N","U","Y","0.571","5.79","9.25","NG_L","NG_L","","","","","","","","","","","","","
","","","","",""
"I001BC47S-171115","537_MOD","12/22/17","22:08","N","NA","000","376-06-
7","PFTeDA","","","TRG","Yes","N","U","Y","0.873","5.79","9.25","NG_L","NG_L","","","","","","","","","","","","","
","","","","",""
"I001BC47S-171115","537_MOD","12/22/17","22:08","N","NA","000","13C3-PFBS","13C3-
PFBS","123","","IS","Yes","Y","","Y","","","","PCT_REC","","","","","100","123","123","","","","","","50","150","","
","","",""
"I001BC47S-171115","537_MOD","12/22/17","22:08","N","NA","000","13C2-PFHxA","13C2-
PFHxA","101","","IS","Yes","Y","","Y","","","","PCT_REC","","","","","100","101","101","","","","","","50","150","","
","","",""
"I001BC47S-171115","537_MOD","12/22/17","22:08","N","NA","000","13C4-PFHpA","13C4-
PFHpA","91.0","","IS","Yes","Y","","Y","","","","PCT_REC","","","","","100","91.0","91.0","","","","","","50","150","
","","","",""

"I001BC47S-171115","537_MOD","12/22/17","22:08","N","NA","000","18O2-PFHxS","18O2-PFHxS","107","","IS","Yes","Y","","Y","","","","PCT_REC","","","","","100","107","107","","","","","","50","150","","","","",""
"I001BC47S-171115","537_MOD","12/22/17","22:08","N","NA","000","13C2-PFOA","13C2-PFOA","82.0","","IS","Yes","Y","","Y","","","","PCT_REC","","","","","100","82.0","82.0","","","","","","50","150","","","","",""
"I001BC47S-171115","537_MOD","12/22/17","22:08","N","NA","000","13C8-PFOS","13C8-PFOS","102","","IS","Yes","Y","","Y","","","","PCT_REC","","","","","100","102","102","","","","","","50","150","","","","",""
"I001BC47S-171115","537_MOD","12/22/17","22:08","N","NA","000","13C5-PFNA","13C5-PFNA","106","","IS","Yes","Y","","Y","","","","PCT_REC","","","","","100","106","106","","","","","","50","150","","","","",""
"I001BC47S-171115","537_MOD","12/22/17","22:08","N","NA","000","13C2-PFDA","13C2-PFDA","66.4","","IS","Yes","Y","","Y","","","","PCT_REC","","","","","100","66.4","66.4","","","","","","50","150","","","","",""
"I001BC47S-171115","537_MOD","12/22/17","22:08","N","NA","000","d3-MeFOSAA","d3-MeFOSAA","116","","IS","Yes","Y","","Y","","","","PCT_REC","","","","","100","116","116","","","","","","50","150","","","","",""
"I001BC47S-171115","537_MOD","12/22/17","22:08","N","NA","000","13C2-PFUnA","13C2-PFUnA","79.3","","IS","Yes","Y","","Y","","","","PCT_REC","","","","","100","79.3","79.3","","","","","","50","150","","","","",""
"I001BC47S-171115","537_MOD","12/22/17","22:08","N","NA","000","d5-EtFOSAA","d5-EtFOSAA","104","","IS","Yes","Y","","Y","","","","PCT_REC","","","","","100","104","104","","","","","","50","150","","","","",""
"I001BC47S-171115","537_MOD","12/22/17","22:08","N","NA","000","13C2-PFDoA","13C2-PFDoA","88.2","","IS","Yes","Y","","Y","","","","PCT_REC","","","","","100","88.2","88.2","","","","","","50","150","","","","",""
"I001BC47S-171115","537_MOD","12/22/17","22:08","N","NA","000","13C2-PFTeDA","13C2-PFTeDA","107","","IS","Yes","Y","","Y","","","","PCT_REC","","","","","100","107","107","","","","","","50","150","","","","",""
"I001MW47D-171115","537_MOD","12/22/17","22:19","N","NA","000","375-73-5","PFBS","2.80","","TRG","Yes","Y","J","Y","1.97","5.48","8.79","NG_L","NG_L","
"I001MW47D-171115","537_MOD","12/22/17","22:19","N","NA","000","307-24-4","PERFLUOROHEXANOIC ACID (PFHXA)","3.91","","TRG","Yes","Y","J","Y","2.40","5.48","8.79","NG_L","NG_L","
"I001MW47D-171115","537_MOD","12/22/17","22:19","N","NA","000","375-85-9","PERFLUOROHEPTANOIC ACID (PFHPA)","1.18","","TRG","Yes","Y","J","Y","0.649","5.48","8.79","NG_L","NG_L","
"I001MW47D-171115","537_MOD","12/22/17","22:19","N","NA","000","355-46-4","PERFLUOROHEXANESULFONIC ACID (PFHXS)","4.55","","TRG","Yes","Y","J","Y","1.04","5.48","8.79","NG_L","NG_L","
"I001MW47D-171115","537_MOD","12/22/17","22:19","N","NA","000","335-67-1","PERFLUOROOCTANOIC ACID (PFOA)","6.31","","TRG","Yes","Y","J","Y","0.715","5.48","8.79","NG_L","NG_L","
"I001MW47D-171115","537_MOD","12/22/17","22:19","N","NA","000","1763-23-1","HEPTADECAFLUOROACTANESULFONIC ACID SOLUTION","","","TRG","Yes","N","U","Y","0.887","5.48","8.79","NG_L","NG_L","
"I001MW47D-171115","537_MOD","12/22/17","22:19","N","NA","000","375-95-1","PERFLUORONONANOIC ACID

(PFNA)","","","TRG","Yes","N","U","Y","0.890","5.48","8.79","NG_L","NG_L","
"I001MW47D-171115","537_MOD","12/22/17","22:19","N","NA","000","335-76-2","PERFLUORODECANOIC ACID
(PFDA)","","","TRG","Yes","N","U","Y","1.64","5.48","8.79","NG_L","NG_L","
"I001MW47D-171115","537_MOD","12/22/17","22:19","N","NA","000","2355-31-9","MeFOSAA","","","TRG","Yes","N","U","Y","1.81","5.48","8.79","NG_L","NG_L","","","","","","","","","","","","","","","","","","
"I001MW47D-171115","537_MOD","12/22/17","22:19","N","NA","000","2058-94-8","PERFLUOROUNDECANOIC ACID
(PFUNA)","","","TRG","Yes","N","U","Y","1.15","5.48","8.79","NG_L","NG_L","","","","","","","","","","","","","","","","","","
"I001MW47D-171115","537_MOD","12/22/17","22:19","N","NA","000","2991-50-6","EtFOSAA","","","TRG","Yes","N","U","Y","1.51","5.48","8.79","NG_L","NG_L","","","","","","","","","","","","","","","","","
"I001MW47D-171115","537_MOD","12/22/17","22:19","N","NA","000","307-55-1","PERFLUORODODECANOIC ACID
(PFDOA)","","","TRG","Yes","N","U","Y","0.870","5.48","8.79","NG_L","NG_L","","","","","","","","","","","","","","","","","
"I001MW47D-171115","537_MOD","12/22/17","22:19","N","NA","000","72629-94-8","PFTrDA","","","TRG","Yes","N","U","Y","0.543","5.48","8.79","NG_L","NG_L","","","","","","","","","","","","","","","","
"I001MW47D-171115","537_MOD","12/22/17","22:19","N","NA","000","376-06-7","PFTeDA","","","TRG","Yes","N","U","Y","0.830","5.48","8.79","NG_L","NG_L","","","","","","","","","","","","","","","","
"I001MW47D-171115","537_MOD","12/22/17","22:19","N","NA","000","13C3-PFBS","13C3-PFBS","139","","IS","Yes","Y","","Y","","","","PCT_REC","","","","","100","139","139","","","","","","50","150","","","","
"I001MW47D-171115","537_MOD","12/22/17","22:19","N","NA","000","13C2-PFHxA","13C2-PFHxA","88.1","","IS","Yes","Y","","Y","","","","PCT_REC","","","","","100","88.1","88.1","","","","","","50","150","
"I001MW47D-171115","537_MOD","12/22/17","22:19","N","NA","000","13C4-PFHpA","13C4-PFHpA","89.9","","IS","Yes","Y","","Y","","","","PCT_REC","","","","","100","89.9","89.9","","","","","","50","150","
"I001MW47D-171115","537_MOD","12/22/17","22:19","N","NA","000","18O2-PFHxS","18O2-PFHxS","91.3","","IS","Yes","Y","","Y","","","","PCT_REC","","","","","100","91.3","91.3","","","","","","50","150","
"I001MW47D-171115","537_MOD","12/22/17","22:19","N","NA","000","13C2-PFOA","13C2-PFOA","80.9","","IS","Yes","Y","","Y","","","","PCT_REC","","","","","100","80.9","80.9","","","","","","50","150","
"I001MW47D-171115","537_MOD","12/22/17","22:19","N","NA","000","13C8-PFOS","13C8-PFOS","105","","IS","Yes","Y","","Y","","","","PCT_REC","","","","","100","105","105","","","","","","50","150","","
"I001MW47D-171115","537_MOD","12/22/17","22:19","N","NA","000","13C5-PFNA","13C5-PFNA","107","","IS","Yes","Y","","Y","","","","PCT_REC","","","","","100","107","107","","","","","","50","150","","
"I001MW47D-171115","537_MOD","12/22/17","22:19","N","NA","000","13C2-PFDA","13C2-PFDA","83.2","","IS","Yes","Y","","Y","","","","PCT_REC","","","","","100","83.2","83.2","","","","","","50","150","
"I001MW47D-171115","537_MOD","12/22/17","22:19","N","NA","000","d3-MeFOSAA","d3-MeFOSAA","123","","IS","Yes","Y","","Y","","","","PCT_REC","","","","","100","123","123","","","","","","50","150
"I001MW47D-171115","537_MOD","12/22/17","22:19","N","NA","000","13C2-PFUnA","13C2-

PFUnA","86.5","","IS","Yes","Y","","Y","","","","PCT_REC","","","","","100","86.5","86.5","","","","","","50","150","
","","","",
"I001MW47D-171115","537_MOD","12/22/17","22:19","N","NA","000","d5-EtFOSAA","d5-
EtFOSAA","112","","IS","Yes","Y","","Y","","","","PCT_REC","","","","","100","112","112","","","","","","50","150",
"","","","",
"I001MW47D-171115","537_MOD","12/22/17","22:19","N","NA","000","13C2-PFDoA","13C2-
PFDoA","91.4","","IS","Yes","Y","","Y","","","","PCT_REC","","","","","100","91.4","91.4","","","","","","50","150","
","","","",
"I001MW47D-171115","537_MOD","12/22/17","22:19","N","NA","000","13C2-PFTeDA","13C2-
PFTeDA","104","","IS","Yes","Y","","Y","","","","PCT_REC","","","","","100","104","104","","","","","","50","150","
","","","",
"EB03-171115","537_MOD","12/22/17","22:31","N","NA","000","375-73-
5","PFBS","","","TRG","Yes","N","U","Y","1.92","5.34","8.56","NG_L","NG_L","","","","","","","","","","","","","","","","
","","","",
"EB03-171115","537_MOD","12/22/17","22:31","N","NA","000","307-24-4","PERFLUOROHEXANOIC ACID
(PFHXA)","","","TRG","Yes","N","U","Y","2.33","5.34","8.56","NG_L","NG_L","","","","","","","","","","","","","","","
","","","",
"EB03-171115","537_MOD","12/22/17","22:31","N","NA","000","375-85-9","PERFLUOROHEPTANOIC ACID
(PFHPA)","","","TRG","Yes","N","U","Y","0.633","5.34","8.56","NG_L","NG_L","","","","","","","","","","","","","","","
","","","",
"EB03-171115","537_MOD","12/22/17","22:31","N","NA","000","355-46-4","PERFLUOROHEXANESULFONIC
ACID
(PFHXS)","","","TRG","Yes","N","U","Y","1.01","5.34","8.56","NG_L","NG_L","","","","","","","","","","","","","","","
","","","",
"EB03-171115","537_MOD","12/22/17","22:31","N","NA","000","335-67-1","PERFLUOROOCTANOIC ACID
(PFOA)","","","TRG","Yes","N","U","Y","0.697","5.34","8.56","NG_L","NG_L","","","","","","","","","","","","","","","
","","","",
"EB03-171115","537_MOD","12/22/17","22:31","N","NA","000","1763-23-
1","HEPTADECAFLUOROACTANESULFONIC ACID SOLUTION
","","","TRG","Yes","N","U","Y","0.864","5.34","8.56","NG_L","NG_L","","","","","","","","","","","","","","","","","","
"EB03-171115","537_MOD","12/22/17","22:31","N","NA","000","375-95-1","PERFLUORONONANOIC ACID
(PFNA)","","","TRG","Yes","N","U","Y","0.867","5.34","8.56","NG_L","NG_L","","","","","","","","","","","","","","","
","","","",
"EB03-171115","537_MOD","12/22/17","22:31","N","NA","000","335-76-2","PERFLUORODECANOIC ACID
(PFDA)","","","TRG","Yes","N","U","Y","1.59","5.34","8.56","NG_L","NG_L","","","","","","","","","","","","","","","
","","","",
"EB03-171115","537_MOD","12/22/17","22:31","N","NA","000","2355-31-
9","MeFOSAA","","","TRG","Yes","N","U","Y","1.77","5.34","8.56","NG_L","NG_L","","","","","","","","","","","","","","
","","","","","",
"EB03-171115","537_MOD","12/22/17","22:31","N","NA","000","2058-94-8","PERFLUOROUNDECANOIC ACID
(PFUNA)","","","TRG","Yes","N","U","Y","1.12","5.34","8.56","NG_L","NG_L","","","","","","","","","","","","","","","
","","","",
"EB03-171115","537_MOD","12/22/17","22:31","N","NA","000","2991-50-
6","EtFOSAA","","","TRG","Yes","N","U","Y","1.47","5.34","8.56","NG_L","NG_L","","","","","","","","","","","","","","
","","","","","",
"EB03-171115","537_MOD","12/22/17","22:31","N","NA","000","307-55-1","PERFLUORODODECANOIC ACID
(PFDOA)","","","TRG","Yes","N","U","Y","0.848","5.34","8.56","NG_L","NG_L","","","","","","","","","","","","","","","
","","","",
"EB03-171115","537_MOD","12/22/17","22:31","N","NA","000","72629-94-
8","PFTrDA","","","TRG","Yes","N","U","Y","0.529","5.34","8.56","NG_L","NG_L","","","","","","","","","","","","","","
","","","","","",
"EB03-171115","537_MOD","12/22/17","22:31","N","NA","000","376-06-
7","PFTeDA","","","TRG","Yes","N","U","Y","0.808","5.34","8.56","NG_L","NG_L","","","","","","","","","","","","","","
","","","","","",

"EB03-171115","537_MOD","12/22/17","22:31","N","NA","000","13C3-PFBS","13C3-PFBS","101","","IS","Yes","Y","","Y","","","","PCT_REC","","","","","100","101","101","","","","","","50","150","","","","
"EB03-171115","537_MOD","12/22/17","22:31","N","NA","000","13C2-PFHxA","13C2-PFHxA","96.0","","IS","Yes","Y","","Y","","","","PCT_REC","","","","","100","96.0","96.0","","","","","","50","150","","","","
"EB03-171115","537_MOD","12/22/17","22:31","N","NA","000","13C4-PFHpA","13C4-PFHpA","96.1","","IS","Yes","Y","","Y","","","","PCT_REC","","","","","100","96.1","96.1","","","","","","50","150","","","","
"EB03-171115","537_MOD","12/22/17","22:31","N","NA","000","18O2-PFHxS","18O2-PFHxS","115","","IS","Yes","Y","","Y","","","","PCT_REC","","","","","100","115","115","","","","","","50","150","","","","
"EB03-171115","537_MOD","12/22/17","22:31","N","NA","000","13C2-PFOA","13C2-PFOA","98.6","","IS","Yes","Y","","Y","","","","PCT_REC","","","","","100","98.6","98.6","","","","","","50","150","","","","
"EB03-171115","537_MOD","12/22/17","22:31","N","NA","000","13C8-PFOS","13C8-PFOS","81.9","","IS","Yes","Y","","Y","","","","PCT_REC","","","","","100","81.9","81.9","","","","","","50","150","","","","
"EB03-171115","537_MOD","12/22/17","22:31","N","NA","000","13C5-PFNA","13C5-PFNA","71.9","","IS","Yes","Y","","Y","","","","PCT_REC","","","","","100","71.9","71.9","","","","","","50","150","","","","
"EB03-171115","537_MOD","12/22/17","22:31","N","NA","000","13C2-PFDA","13C2-PFDA","73.5","","IS","Yes","Y","","Y","","","","PCT_REC","","","","","100","73.5","73.5","","","","","","50","150","","","","
"EB03-171115","537_MOD","12/22/17","22:31","N","NA","000","d3-MeFOSAA","d3-MeFOSAA","59.0","","IS","Yes","Y","","Y","","","","PCT_REC","","","","","100","59.0","59.0","","","","","","50","150","","","","
"EB03-171115","537_MOD","12/22/17","22:31","N","NA","000","13C2-PFUnA","13C2-PFUnA","63.3","","IS","Yes","Y","","Y","","","","PCT_REC","","","","","100","63.3","63.3","","","","","","50","150","","","","
"EB03-171115","537_MOD","12/22/17","22:31","N","NA","000","d5-EtFOSAA","d5-EtFOSAA","60.1","","IS","Yes","Y","","Y","","","","PCT_REC","","","","","100","60.1","60.1","","","","","","50","150","","","","
"EB03-171115","537_MOD","12/22/17","22:31","N","NA","000","13C2-PFDoA","13C2-PFDoA","63.6","","IS","Yes","Y","","Y","","","","PCT_REC","","","","","100","63.6","63.6","","","","","","50","150","","","","
"EB03-171115","537_MOD","12/22/17","22:31","N","NA","000","13C2-PFTeDA","13C2-PFTeDA","73.4","","IS","Yes","Y","","Y","","","","PCT_REC","","","","","100","73.4","73.4","","","","","","50","150","","","","
"B7K0141-BLK1","537_MOD","12/21/17","08:15","N","NA","000","375-73-5","PFBS","","","TRG","Yes","N","U","Y","1.79","5.00","8.00","NG_L","NG_L","","","","","","","","","","","","","","","","","","
"B7K0141-BLK1","537_MOD","12/21/17","08:15","N","NA","000","307-24-4","PERFLUOROHEXANOIC ACID (PFHXA)","","","TRG","Yes","N","U","Y","2.18","5.00","8.00","NG_L","NG_L","","","","","","","","","","","","","","","","","","
"B7K0141-BLK1","537_MOD","12/21/17","08:15","N","NA","000","375-85-9","PERFLUOROHEPTANOIC ACID (PFHPA)","","","TRG","Yes","N","U","Y","0.591","5.00","8.00","NG_L","NG_L","","","","","","","","","","","","","","","","","","
"B7K0141-BLK1","537_MOD","12/21/17","08:15","N","NA","000","355-46-4","PERFLUOROHEXANESULFONIC ACID (PFHXS)","","","TRG","Yes","N","U","Y","0.947","5.00","8.00","NG_L","NG_L","","","","","","","","","","","","","","","","","","
"B7K0141-BLK1","537_MOD","12/21/17","08:15","N","NA","000","335-67-1","PERFLUOROOCTANOIC ACID (PFOA)","","","TRG","Yes","N","U","Y","0.651","5.00","8.00","NG_L","NG_L","","","","","","","","","","","","","","","","",

"","","",
"B7K0141-BLK1","537_MOD","12/21/17","08:15","N","NA","000","1763-23-
1","HEPTADECAFLUOROACTANESULFONIC ACID SOLUTION
","","","TRG","Yes","N","U","Y","0.807","5.00","8.00","NG_L","NG_L","","","","","","","","","","","","","","","","","","","",
"B7K0141-BLK1","537_MOD","12/21/17","08:15","N","NA","000","375-95-1","PERFLUORONONANOIC ACID
(PFNA)","","","TRG","Yes","N","U","Y","0.810","5.00","8.00","NG_L","NG_L","","","","","","","","","","","","","","","",
"","","",
"B7K0141-BLK1","537_MOD","12/21/17","08:15","N","NA","000","335-76-2","PERFLUORODECANOIC ACID
(PFDA)","","","TRG","Yes","N","U","Y","1.49","5.00","8.00","NG_L","NG_L","","","","","","","","","","","","","","","
","","",
"B7K0141-BLK1","537_MOD","12/21/17","08:15","N","NA","000","2355-31-
9","MeFOSAA","","","TRG","Yes","N","U","Y","1.65","5.00","8.00","NG_L","NG_L","","","","","","","","","","","","
","","","","",
"B7K0141-BLK1","537_MOD","12/21/17","08:15","N","NA","000","2058-94-8","PERFLUOROUNDECANOIC
ACID
(PFUNA)","","","TRG","Yes","N","U","Y","1.05","5.00","8.00","NG_L","NG_L","","","","","","","","","","","","","","
","","",
"B7K0141-BLK1","537_MOD","12/21/17","08:15","N","NA","000","2991-50-
6","EtFOSAA","","","TRG","Yes","N","U","Y","1.37","5.00","8.00","NG_L","NG_L","","","","","","","","","","","","",
"","","","","",
"B7K0141-BLK1","537_MOD","12/21/17","08:15","N","NA","000","307-55-1","PERFLUORODODECANOIC ACID
(PFDOA)","","","TRG","Yes","N","U","Y","0.792","5.00","8.00","NG_L","NG_L","","","","","","","","","","","","","","
","","","",
"B7K0141-BLK1","537_MOD","12/21/17","08:15","N","NA","000","72629-94-
8","PFTrDA","","","TRG","Yes","N","U","Y","0.494","5.00","8.00","NG_L","NG_L","","","","","","","","","","","","","","
","","","","",
"B7K0141-BLK1","537_MOD","12/21/17","08:15","N","NA","000","376-06-
7","PFTeDA","","","TRG","Yes","N","U","Y","0.755","5.00","8.00","NG_L","NG_L","","","","","","","","","","","","","",
"","","","","",
"B7K0141-BLK1","537_MOD","12/21/17","08:15","N","NA","000","13C3-PFBS","13C3-
PFBS","103","","IS","Yes","Y","","Y","","","","PCT_REC","","","","","100","103","103","","","","","","50","150","","","
","","",
"B7K0141-BLK1","537_MOD","12/21/17","08:15","N","NA","000","13C2-PFHxA","13C2-
PFHxA","97.2","","IS","Yes","Y","","Y","","","","PCT_REC","","","","","100","97.2","97.2","","","","","","50","150","
","","","",
"B7K0141-BLK1","537_MOD","12/21/17","08:15","N","NA","000","13C4-PFHpA","13C4-
PFHpA","104","","IS","Yes","Y","","Y","","","","PCT_REC","","","","","100","104","104","","","","","","50","150","","
","","",
"B7K0141-BLK1","537_MOD","12/21/17","08:15","N","NA","000","18O2-PFHxS","18O2-
PFHxS","110","","IS","Yes","Y","","Y","","","","PCT_REC","","","","","100","110","110","","","","","","50","150","","
","","",
"B7K0141-BLK1","537_MOD","12/21/17","08:15","N","NA","000","13C2-PFOA","13C2-
PFOA","102","","IS","Yes","Y","","Y","","","","PCT_REC","","","","","100","102","102","","","","","","50","150","","
","","",
"B7K0141-BLK1","537_MOD","12/21/17","08:15","N","NA","000","13C8-PFOS","13C8-
PFOS","112","","IS","Yes","Y","","Y","","","","PCT_REC","","","","","100","112","112","","","","","","50","150","","
","","",
"B7K0141-BLK1","537_MOD","12/21/17","08:15","N","NA","000","13C5-PFNA","13C5-
PFNA","101","","IS","Yes","Y","","Y","","","","PCT_REC","","","","","100","101","101","","","","","","50","150","","
","","",
"B7K0141-BLK1","537_MOD","12/21/17","08:15","N","NA","000","13C2-PFDA","13C2-
PFDA","119","","IS","Yes","Y","","Y","","","","PCT_REC","","","","","100","119","119","","","","","","50","150","","
","","",
"B7K0141-BLK1","537_MOD","12/21/17","08:15","N","NA","000","d3-MeFOSAA","d3-

MeFOSAA","94.3","","IS","Yes","Y","","Y","","","","PCT_REC","","","","","100","94.3","94.3","","","","","","50","150","","","","",""
"B7K0141-BLK1","537_MOD","12/21/17","08:15","N","NA","000","13C2-PFUnA","13C2-PFUnA","80.3","","IS","Yes","Y","","Y","","","","PCT_REC","","","","","100","80.3","80.3","","","","","","50","150","","","","",""
"B7K0141-BLK1","537_MOD","12/21/17","08:15","N","NA","000","d5-EtFOSAA","d5-EtFOSAA","87.1","","IS","Yes","Y","","Y","","","","PCT_REC","","","","","100","87.1","87.1","","","","","","50","150","","","","",""
"B7K0141-BLK1","537_MOD","12/21/17","08:15","N","NA","000","13C2-PFDoA","13C2-PFDoA","92.0","","IS","Yes","Y","","Y","","","","PCT_REC","","","","","100","92.0","92.0","","","","","","50","150","","","","",""
"B7K0141-BLK1","537_MOD","12/21/17","08:15","N","NA","000","13C2-PFTeDA","13C2-PFTeDA","88.1","","IS","Yes","Y","","Y","","","","PCT_REC","","","","","100","88.1","88.1","","","","","","50","150","","","","",""
"B7K0141-BS1","537_MOD","12/21/17","07:30","N","NA","000","375-73-5","PFBS","177","","TRG","Yes","Y","","Y","1.79","5.00","8.00","NG_L","NG_L","","","","160","177","111","","","","","70","130","","","","",""
"B7K0141-BS1","537_MOD","12/21/17","07:30","N","NA","000","307-24-4","PERFLUOROHEXANOIC ACID (PFHXA)","208","","TRG","Yes","Y","","Y","2.18","5.00","8.00","NG_L","NG_L","","","","160","208","130","","","","","70","130","","","","",""
"B7K0141-BS1","537_MOD","12/21/17","07:30","N","NA","000","375-85-9","PERFLUOROHEPTANOIC ACID (PFHPA)","190","","TRG","Yes","Y","","Y","0.591","5.00","8.00","NG_L","NG_L","","","","160","190","119","","","","","70","130","","","","",""
"B7K0141-BS1","537_MOD","12/21/17","07:30","N","NA","000","355-46-4","PERFLUOROHEXANESULFONIC ACID (PFHXS)","180","","TRG","Yes","Y","","Y","0.947","5.00","8.00","NG_L","NG_L","","","","160","180","112","","","","","70","130","","","","",""
"B7K0141-BS1","537_MOD","12/21/17","07:30","N","NA","000","335-67-1","PERFLUOROOCTANOIC ACID (PFOA)","164","","TRG","Yes","Y","","Y","0.651","5.00","8.00","NG_L","NG_L","","","","160","164","102","","","","","70","130","","","","",""
"B7K0141-BS1","537_MOD","12/21/17","07:30","N","NA","000","1763-23-1","HEPTADECAFLUOROACTANESULFONIC ACID SOLUTION","157","","TRG","Yes","Y","","Y","0.807","5.00","8.00","NG_L","NG_L","","","","160","157","98.3","","","","","","70","130","","","","",""
"B7K0141-BS1","537_MOD","12/21/17","07:30","N","NA","000","375-95-1","PERFLUORONONANOIC ACID (PFNA)","130","","TRG","Yes","Y","","Y","0.810","5.00","8.00","NG_L","NG_L","","","","160","130","81.2","","","","","70","130","","","","",""
"B7K0141-BS1","537_MOD","12/21/17","07:30","N","NA","000","335-76-2","PERFLUORODECANOIC ACID (PFDA)","204","","TRG","Yes","Y","","Y","1.49","5.00","8.00","NG_L","NG_L","","","","160","204","128","","","","","70","130","","","","",""
"B7K0141-BS1","537_MOD","12/21/17","07:30","N","NA","000","2355-31-9","MeFOSAA","146","","TRG","Yes","Y","","Y","1.65","5.00","8.00","NG_L","NG_L","","","","160","146","91.2","","","","","","70","130","","","","",""
"B7K0141-BS1","537_MOD","12/21/17","07:30","N","NA","000","2058-94-8","PERFLUOROUNDECANOIC ACID (PFUNA)","178","","TRG","Yes","Y","","Y","1.05","5.00","8.00","NG_L","NG_L","","","","160","178","111","","","","","70","130","","","","",""
"B7K0141-BS1","537_MOD","12/21/17","07:30","N","NA","000","2991-50-6","EtFOSAA","169","","TRG","Yes","Y","","Y","1.37","5.00","8.00","NG_L","NG_L","","","","160","169","106","","","","","70","130","","","","",""
"B7K0141-BS1","537_MOD","12/21/17","07:30","N","NA","000","307-55-1","PERFLUORODODECANOIC ACID (PFDOA)","222","","TRG","Yes","Y","H","Y","0.792","5.00","8.00","NG_L","NG_L","","","","160","222","139","","","","","70","130","","+","",""
"B7K0141-BS1","537_MOD","12/21/17","07:30","N","NA","000","72629-94-8","PFTrDA","165","","TRG","Yes","Y","","Y","0.494","5.00","8.00","NG_L","NG_L","","","","160","165","103","","

",","","","","60","130","","","","",
"B7K0141-BS1","537_MOD","12/21/17","07:30","N","NA","000","376-06-7","PFTeDA","223","","TRG","Yes","Y","H","Y","0.755","5.00","8.00","NG_L","NG_L","","","","160","223","139","","","","","","70","130","","+","","",
"B7K0141-BS1","537_MOD","12/21/17","07:30","N","NA","000","13C3-PFBS","13C3-PFBS","116","","IS","Yes","Y","","Y","","","","PCT_REC","","","","","100","116","116","","","","","","50","150","","","","","",
"B7K0141-BS1","537_MOD","12/21/17","07:30","N","NA","000","13C2-PFHxA","13C2-PFHxA","94.1","","IS","Yes","Y","","Y","","","","PCT_REC","","","","","100","94.1","94.1","","","","","","50","150","","","","","",
"B7K0141-BS1","537_MOD","12/21/17","07:30","N","NA","000","13C4-PFHpA","13C4-PFHpA","106","","IS","Yes","Y","","Y","","","","PCT_REC","","","","","100","106","106","","","","","","50","150","","","","","",
"B7K0141-BS1","537_MOD","12/21/17","07:30","N","NA","000","18O2-PFHxS","18O2-PFHxS","104","","IS","Yes","Y","","Y","","","","PCT_REC","","","","","100","104","104","","","","","","50","150","","","","","",
"B7K0141-BS1","537_MOD","12/21/17","07:30","N","NA","000","13C2-PFOA","13C2-PFOA","105","","IS","Yes","Y","","Y","","","","PCT_REC","","","","","100","105","105","","","","","","50","150","","","","","",
"B7K0141-BS1","537_MOD","12/21/17","07:30","N","NA","000","13C8-PFOS","13C8-PFOS","110","","IS","Yes","Y","","Y","","","","PCT_REC","","","","","100","110","110","","","","","","50","150","","","","","",
"B7K0141-BS1","537_MOD","12/21/17","07:30","N","NA","000","13C5-PFNA","13C5-PFNA","107","","IS","Yes","Y","","Y","","","","PCT_REC","","","","","100","107","107","","","","","","50","150","","","","","",
"B7K0141-BS1","537_MOD","12/21/17","07:30","N","NA","000","13C2-PFDA","13C2-PFDA","109","","IS","Yes","Y","","Y","","","","PCT_REC","","","","","100","109","109","","","","","","50","150","","","","","",
"B7K0141-BS1","537_MOD","12/21/17","07:30","N","NA","000","d3-MeFOSAA","d3-MeFOSAA","88.2","","IS","Yes","Y","","Y","","","","PCT_REC","","","","","100","88.2","88.2","","","","","","50","150","","","","","",
"B7K0141-BS1","537_MOD","12/21/17","07:30","N","NA","000","13C2-PFUnA","13C2-PFUnA","81.8","","IS","Yes","Y","","Y","","","","PCT_REC","","","","","100","81.8","81.8","","","","","","50","150","","","","","",
"B7K0141-BS1","537_MOD","12/21/17","07:30","N","NA","000","d5-EtFOSAA","d5-EtFOSAA","77.8","","IS","Yes","Y","","Y","","","","PCT_REC","","","","","100","77.8","77.8","","","","","","50","150","","","","","",
"B7K0141-BS1","537_MOD","12/21/17","07:30","N","NA","000","13C2-PFDoA","13C2-PFDoA","88.1","","IS","Yes","Y","","Y","","","","PCT_REC","","","","","100","88.1","88.1","","","","","","50","150","","","","","",
"B7K0141-BS1","537_MOD","12/21/17","07:30","N","NA","000","13C2-PFTeDA","13C2-PFTeDA","67.5","","IS","Yes","Y","","Y","","","","PCT_REC","","","","","100","67.5","67.5","","","","","","50","150","","","","","",
"B7K0141-BSD1","537_MOD","12/21/17","07:41","N","NA","000","375-73-5","PFBS","171","","TRG","Yes","Y","","Y","1.79","5.00","8.00","NG_L","NG_L","","","","160","171","107","","","","","3.66","70","130","","","","",
"B7K0141-BSD1","537_MOD","12/21/17","07:41","N","NA","000","307-24-4","PERFLUOROHEXANOIC ACID (PFHXA)","196","","TRG","Yes","Y","","Y","2.18","5.00","8.00","NG_L","NG_L","","","","160","196","122","","","","","6.16","70","130","","","","",
"B7K0141-BSD1","537_MOD","12/21/17","07:41","N","NA","000","375-85-9","PERFLUOROHEPTANOIC ACID (PFHPA)","177","","TRG","Yes","Y","","Y","0.591","5.00","8.00","NG_L","NG_L","","","","160","177","110","","","","","7.15","70","130","","","","",
"B7K0141-BSD1","537_MOD","12/21/17","07:41","N","NA","000","355-46-4","PERFLUOROHEXANESULFONIC ACID

(PFHXS)","188","","TRG","Yes","Y","","Y","0.947","5.00","8.00","NG_L","NG_L","","","","160","188","118","","","
","","4.62","70","130","","","","",""
"B7K0141-BSD1","537_MOD","12/21/17","07:41","N","NA","000","335-67-1","PERFLUOROOCTANOIC ACID
(PFOA)","188","","TRG","Yes","Y","","Y","0.651","5.00","8.00","NG_L","NG_L","","","","160","188","117","","","","
","13.9","70","130","","","","",""
"B7K0141-BSD1","537_MOD","12/21/17","07:41","N","NA","000","1763-23-
1","HEPTADECAFLUOROACTANESULFONIC ACID SOLUTION
","188","","TRG","Yes","Y","","Y","0.807","5.00","8.00","NG_L","NG_L","","","","160","188","118","","","","","17.9
","70","130","","","","",""
"B7K0141-BSD1","537_MOD","12/21/17","07:41","N","NA","000","375-95-1","PERFLUORONONANOIC ACID
(PFNA)","174","","TRG","Yes","Y","","Y","0.810","5.00","8.00","NG_L","NG_L","","","","160","174","109","","","","
","29.0","70","130","","","","",""
"B7K0141-BSD1","537_MOD","12/21/17","07:41","N","NA","000","335-76-2","PERFLUORODECANOIC ACID
(PFDA)","200","","TRG","Yes","Y","","Y","1.49","5.00","8.00","NG_L","NG_L","","","","160","200","125","","","","
","1.83","70","130","","","","",""
"B7K0141-BSD1","537_MOD","12/21/17","07:41","N","NA","000","2355-31-
9","MeFOSAA","164","","TRG","Yes","Y","","Y","1.65","5.00","8.00","NG_L","NG_L","","","","160","164","103","
","","","","12.0","70","130","","","","",""
"B7K0141-BSD1","537_MOD","12/21/17","07:41","N","NA","000","2058-94-8","PERFLUOROUNDECANOIC
ACID
(PFUNA)","177","","TRG","Yes","Y","","Y","1.05","5.00","8.00","NG_L","NG_L","","","","160","177","111","","","
","","0.676","70","130","","","","",""
"B7K0141-BSD1","537_MOD","12/21/17","07:41","N","NA","000","2991-50-
6","EtFOSAA","173","","TRG","Yes","Y","","Y","1.37","5.00","8.00","NG_L","NG_L","","","","160","173","108","","
","","","2.09","70","130","","","","",""
"B7K0141-BSD1","537_MOD","12/21/17","07:41","N","NA","000","307-55-1","PERFLUORODODECANOIC ACID
(PFDOA)","182","","TRG","Yes","Y","","Y","0.792","5.00","8.00","NG_L","NG_L","","","","160","182","114","","","
","","19.8","70","130","","","","",""
"B7K0141-BSD1","537_MOD","12/21/17","07:41","N","NA","000","72629-94-
8","PFTrDA","198","","TRG","Yes","Y","","Y","0.494","5.00","8.00","NG_L","NG_L","","","","160","198","124","","
","","","18.2","60","130","","","","",""
"B7K0141-BSD1","537_MOD","12/21/17","07:41","N","NA","000","376-06-
7","PFTeDA","244","","TRG","Yes","Y","H","Y","0.755","5.00","8.00","NG_L","NG_L","","","","160","244","152","
","","","","9.02","70","130","","+","","",""
"B7K0141-BSD1","537_MOD","12/21/17","07:41","N","NA","000","13C3-PFBS","13C3-
PFBS","113","","IS","Yes","Y","","Y","","","","PCT_REC","","","","","100","113","113","","","","","","50","150","","
","","",""
"B7K0141-BSD1","537_MOD","12/21/17","07:41","N","NA","000","13C2-PFHxA","13C2-
PFHxA","102","","IS","Yes","Y","","Y","","","","PCT_REC","","","","","100","102","102","","","","","","50","150","","
","","",""
"B7K0141-BSD1","537_MOD","12/21/17","07:41","N","NA","000","13C4-PFHpA","13C4-
PFHpA","104","","IS","Yes","Y","","Y","","","","PCT_REC","","","","","100","104","104","","","","","","50","150","","
","","",""
"B7K0141-BSD1","537_MOD","12/21/17","07:41","N","NA","000","18O2-PFHxS","18O2-
PFHxS","98.7","","IS","Yes","Y","","Y","","","","PCT_REC","","","","","100","98.7","98.7","","","","","","50","150","
","","","",""
"B7K0141-BSD1","537_MOD","12/21/17","07:41","N","NA","000","13C2-PFOA","13C2-
PFOA","101","","IS","Yes","Y","","Y","","","","PCT_REC","","","","","100","101","101","","","","","","50","150","","
","","",""
"B7K0141-BSD1","537_MOD","12/21/17","07:41","N","NA","000","13C8-PFOS","13C8-
PFOS","96.4","","IS","Yes","Y","","Y","","","","PCT_REC","","","","","100","96.4","96.4","","","","","","50","150","","
","","",""
"B7K0141-BSD1","537_MOD","12/21/17","07:41","N","NA","000","13C5-PFNA","13C5-
PFNA","121","","IS","Yes","Y","","Y","","","","PCT_REC","","","","","100","121","121","","","","","","50","150","","

",","",""
,,,
"B7K0141-BSD1","537_MOD","12/21/17","07:41","N","NA","000","13C2-PFDA","13C2-
PFDA","99.4","","IS","Yes","Y","","Y","","","","PCT_REC","","","","","100","99.4","99.4","","","","","","50","150","",
"","","",
,,,,
"B7K0141-BSD1","537_MOD","12/21/17","07:41","N","NA","000","d3-MeFOSAA","d3-
MeFOSAA","98.4","","IS","Yes","Y","","Y","","","","PCT_REC","","","","","100","98.4","98.4","","","","","","50","15
0","","","","",
"B7K0141-BSD1","537_MOD","12/21/17","07:41","N","NA","000","13C2-PFUnA","13C2-
PFUnA","81.1","","IS","Yes","Y","","Y","","","","PCT_REC","","","","","100","81.1","81.1","","","","","","50","150","
","","","",
,,,,
"B7K0141-BSD1","537_MOD","12/21/17","07:41","N","NA","000","d5-EtFOSAA","d5-
EtFOSAA","82.5","","IS","Yes","Y","","Y","","","","PCT_REC","","","","","100","82.5","82.5","","","","","","50","150
","","","","",
,,,,,
"B7K0141-BSD1","537_MOD","12/21/17","07:41","N","NA","000","13C2-PFDoA","13C2-
PFDoA","72.5","","IS","Yes","Y","","Y","","","","PCT_REC","","","","","100","72.5","72.5","","","","","","50","150","
","","","",
,,,,
"B7K0141-BSD1","537_MOD","12/21/17","07:41","N","NA","000","13C2-PFTeDA","13C2-
PFTeDA","65.2","","IS","Yes","Y","","Y","","","","PCT_REC","","","","","100","65.2","65.2","","","","","","50","150"
,"","","","",
,,,,,
"B7K0143-BLK1","537_MOD","12/22/17","19:42","N","NA","000","375-73-
5","PFBS","","","TRG","Yes","N","U","Y","1.79","5.00","8.00","NG_L","NG_L","","","","","","","","","","","","","","","
","","","",
,,,,
"B7K0143-BLK1","537_MOD","12/22/17","19:42","N","NA","000","307-24-4","PERFLUOROHEXANOIC ACID
(PFHXA)","","","TRG","Yes","N","U","Y","2.18","5.00","8.00","NG_L","NG_L","","","","","","","","","","","","","","","
","","","",
,,,,
"B7K0143-BLK1","537_MOD","12/22/17","19:42","N","NA","000","375-85-9","PERFLUOROHEPTANOIC ACID
(PFHPA)","","","TRG","Yes","N","U","Y","0.591","5.00","8.00","NG_L","NG_L","","","","","","","","","","","","","","","
","","","",
,,,,
"B7K0143-BLK1","537_MOD","12/22/17","19:42","N","NA","000","355-46-4","PERFLUOROHEXANESULFONIC
ACID
(PFHXS)","","","TRG","Yes","N","U","Y","0.947","5.00","8.00","NG_L","NG_L","","","","","","","","","","","","","","","
","","","",
,,,,
"B7K0143-BLK1","537_MOD","12/22/17","19:42","N","NA","000","335-67-1","PERFLUOROOCTANOIC ACID
(PFOA)","","","TRG","Yes","N","U","Y","0.651","5.00","8.00","NG_L","NG_L","","","","","","","","","","","","","","","
","","","",
,,,,
"B7K0143-BLK1","537_MOD","12/22/17","19:42","N","NA","000","1763-23-
1","HEPTADECAFLUOROACTANESULFONIC ACID SOLUTION
","","","TRG","Yes","N","U","Y","0.807","5.00","8.00","NG_L","NG_L","","","","","","","","","","","","","","","","","
"B7K0143-BLK1","537_MOD","12/22/17","19:42","N","NA","000","375-95-1","PERFLUORONONANOIC ACID
(PFNA)","","","TRG","Yes","N","U","Y","0.810","5.00","8.00","NG_L","NG_L","","","","","","","","","","","","","","","
","","",
,,,,
"B7K0143-BLK1","537_MOD","12/22/17","19:42","N","NA","000","335-76-2","PERFLUORODECANOIC ACID
(PFDA)","","","TRG","Yes","N","U","Y","1.49","5.00","8.00","NG_L","NG_L","","","","","","","","","","","","","","","
","","",
,,,,
"B7K0143-BLK1","537_MOD","12/22/17","19:42","N","NA","000","2355-31-
9","MeFOSAA","","","TRG","Yes","N","U","Y","1.65","5.00","8.00","NG_L","NG_L","","","","","","","","","","","","","
","","","","",
,,,,,,
"B7K0143-BLK1","537_MOD","12/22/17","19:42","N","NA","000","2058-94-8","PERFLUOROUNDECANOIC
ACID
(PFUNA)","","","TRG","Yes","N","U","Y","1.05","5.00","8.00","NG_L","NG_L","","","","","","","","","","","","","","","
","","","",
,,,,
"B7K0143-BLK1","537_MOD","12/22/17","19:42","N","NA","000","2991-50-
6","EtFOSAA","","","TRG","Yes","N","U","Y","1.37","5.00","8.00","NG_L","NG_L","","","","","","","","","","","","","
","","","","",
,,,,,,

"B7K0143-BLK1","537_MOD","12/22/17","19:42","N","NA","000","307-55-1","PERFLUORODODECANOIC ACID (PFDOA)","","","TRG","Yes","N","U","Y","0.792","5.00","8.00","NG_L","NG_L","
"B7K0143-BLK1","537_MOD","12/22/17","19:42","N","NA","000","72629-94-8","PFTrDA","","","TRG","Yes","N","U","Y","0.494","5.00","8.00","NG_L","NG_L","
"B7K0143-BLK1","537_MOD","12/22/17","19:42","N","NA","000","376-06-7","PFTeDA","","","TRG","Yes","N","U","Y","0.755","5.00","8.00","NG_L","NG_L","
"B7K0143-BLK1","537_MOD","12/22/17","19:42","N","NA","000","13C3-PFBS","13C3-PFBS","96.7","","IS","Yes","Y","","Y","","","","PCT_REC","","","","","100","96.7","96.7","","","","","","50","150","","","","","
"B7K0143-BLK1","537_MOD","12/22/17","19:42","N","NA","000","13C2-PFHxA","13C2-PFHxA","98.5","","IS","Yes","Y","","Y","","","","PCT_REC","","","","","100","98.5","98.5","","","","","","50","150","","","","","
"B7K0143-BLK1","537_MOD","12/22/17","19:42","N","NA","000","13C4-PFHpA","13C4-PFHpA","93.5","","IS","Yes","Y","","Y","","","","PCT_REC","","","","","100","93.5","93.5","","","","","","50","150","","","","","
"B7K0143-BLK1","537_MOD","12/22/17","19:42","N","NA","000","18O2-PFHxS","18O2-PFHxS","92.4","","IS","Yes","Y","","Y","","","","PCT_REC","","","","","100","92.4","92.4","","","","","","50","150","","","","","
"B7K0143-BLK1","537_MOD","12/22/17","19:42","N","NA","000","13C2-PFOA","13C2-PFOA","85.9","","IS","Yes","Y","","Y","","","","PCT_REC","","","","","100","85.9","85.9","","","","","","50","150","","","","","
"B7K0143-BLK1","537_MOD","12/22/17","19:42","N","NA","000","13C8-PFOS","13C8-PFOS","118","","IS","Yes","Y","","Y","","","","PCT_REC","","","","","100","118","118","","","","","","50","150","","","","","
"B7K0143-BLK1","537_MOD","12/22/17","19:42","N","NA","000","13C5-PFNA","13C5-PFNA","81.8","","IS","Yes","Y","","Y","","","","PCT_REC","","","","","100","81.8","81.8","","","","","","50","150","","","","","
"B7K0143-BLK1","537_MOD","12/22/17","19:42","N","NA","000","13C2-PFDA","13C2-PFDA","70.6","","IS","Yes","Y","","Y","","","","PCT_REC","","","","","100","70.6","70.6","","","","","","50","150","","","","","
"B7K0143-BLK1","537_MOD","12/22/17","19:42","N","NA","000","d3-MeFOSAA","d3-MeFOSAA","69.2","","IS","Yes","Y","","Y","","","","PCT_REC","","","","","100","69.2","69.2","","","","","","50","150","","","","","
"B7K0143-BLK1","537_MOD","12/22/17","19:42","N","NA","000","13C2-PFUnA","13C2-PFUnA","80.5","","IS","Yes","Y","","Y","","","","PCT_REC","","","","","100","80.5","80.5","","","","","","50","150","","","","","
"B7K0143-BLK1","537_MOD","12/22/17","19:42","N","NA","000","d5-EtFOSAA","d5-EtFOSAA","62.5","","IS","Yes","Y","","Y","","","","PCT_REC","","","","","100","62.5","62.5","","","","","","50","150","","","","","
"B7K0143-BLK1","537_MOD","12/22/17","19:42","N","NA","000","13C2-PFDoA","13C2-PFDoA","63.8","","IS","Yes","Y","","Y","","","","PCT_REC","","","","","100","63.8","63.8","","","","","","50","150","","","","","
"B7K0143-BLK1","537_MOD","12/22/17","19:42","N","NA","000","13C2-PFTeDA","13C2-PFTeDA","74.8","","IS","Yes","Y","","Y","","","","PCT_REC","","","","","100","74.8","74.8","","","","","","50","150","","","","","
"B7K0143-BS1","537_MOD","12/22/17","19:09","N","NA","000","375-73-5","PFBS","94.6","","TRG","Yes","Y","","Y","1.79","5.00","8.00","NG_L","NG_L","","","","80.0","94.6","118","","","","","","70","130","","","","","
"B7K0143-BS1","537_MOD","12/22/17","19:09","N","NA","000","307-24-4","PERFLUOROHEXANOIC ACID (PFHXA)","88.8","","TRG","Yes","Y","","Y","2.18","5.00","8.00","NG_L","NG_L","","","","80.0","88.8","111","","","","","","70","130","","","","","

"B7K0143-BS1","537_MOD","12/22/17","19:09","N","NA","000","375-85-9","PERFLUOROHEPTANOIC ACID
(PFHPA)","90.3","","TRG","Yes","Y","","Y","0.591","5.00","8.00","NG_L","NG_L","","","","80.0","90.3","113","","
","","","","70","130","","","","",
"B7K0143-BS1","537_MOD","12/22/17","19:09","N","NA","000","355-46-4","PERFLUOROHEXANESULFONIC
ACID
(PFHXS)","93.9","","TRG","Yes","Y","","Y","0.947","5.00","8.00","NG_L","NG_L","","","","80.0","93.9","117","","
","","","","70","130","","","","",
"B7K0143-BS1","537_MOD","12/22/17","19:09","N","NA","000","335-67-1","PERFLUOROOCTANOIC ACID
(PFOA)","91.8","","TRG","Yes","Y","","Y","0.651","5.00","8.00","NG_L","NG_L","","","","80.0","91.8","115","","","
","","","70","130","","","","",
"B7K0143-BS1","537_MOD","12/22/17","19:09","N","NA","000","1763-23-
1","HEPTADECAFLUOROACTANESULFONIC ACID SOLUTION
","86.7","","TRG","Yes","Y","","Y","0.807","5.00","8.00","NG_L","NG_L","","","","80.0","86.7","108","","","","","","
70","130","","","","",
"B7K0143-BS1","537_MOD","12/22/17","19:09","N","NA","000","375-95-1","PERFLUORONONANOIC ACID
(PFNA)","85.4","","TRG","Yes","Y","","Y","0.810","5.00","8.00","NG_L","NG_L","","","","80.0","85.4","107","","","
","","","70","130","","","","",
"B7K0143-BS1","537_MOD","12/22/17","19:09","N","NA","000","335-76-2","PERFLUORODECANOIC ACID
(PFDA)","91.4","","TRG","Yes","Y","","Y","1.49","5.00","8.00","NG_L","NG_L","","","","80.0","91.4","114","","","
","","","70","130","","","","",
"B7K0143-BS1","537_MOD","12/22/17","19:09","N","NA","000","2355-31-
9","MeFOSAA","82.7","","TRG","Yes","Y","","Y","1.65","5.00","8.00","NG_L","NG_L","","","","80.0","82.7","103",
"","","","","","70","130","","","","",
"B7K0143-BS1","537_MOD","12/22/17","19:09","N","NA","000","2058-94-8","PERFLUOROUNDECANOIC ACID
(PFUNA)","110","","TRG","Yes","Y","H","Y","1.05","5.00","8.00","NG_L","NG_L","","","","80.0","110","137","","",
"","","","70","130","","+","","",
"B7K0143-BS1","537_MOD","12/22/17","19:09","N","NA","000","2991-50-
6","EtFOSAA","108","","TRG","Yes","Y","H","Y","1.37","5.00","8.00","NG_L","NG_L","","","","80.0","108","135",
"","","","","","70","130","","+","","",
"B7K0143-BS1","537_MOD","12/22/17","19:09","N","NA","000","307-55-1","PERFLUORODODECANOIC ACID
(PFDOA)","97.1","","TRG","Yes","Y","","Y","0.792","5.00","8.00","NG_L","NG_L","","","","80.0","97.1","121","","
","","","","70","130","","","","",
"B7K0143-BS1","537_MOD","12/22/17","19:09","N","NA","000","72629-94-
8","PFTrDA","98.3","","TRG","Yes","Y","","Y","0.494","5.00","8.00","NG_L","NG_L","","","","80.0","98.3","123","
","","","","","60","130","","","","",
"B7K0143-BS1","537_MOD","12/22/17","19:09","N","NA","000","376-06-
7","PFTeDA","104","","TRG","Yes","Y","","Y","0.755","5.00","8.00","NG_L","NG_L","","","","80.0","104","130","",
"","","","","70","130","","","","",
"B7K0143-BS1","537_MOD","12/22/17","19:09","N","NA","000","13C3-PFBS","13C3-
PFBS","95.2","","IS","Yes","Y","","Y","","","","PCT_REC","","","","","100","95.2","95.2","","","","","","50","150","",
"","","",
"B7K0143-BS1","537_MOD","12/22/17","19:09","N","NA","000","13C2-PFHxA","13C2-
PFHxA","89.6","","IS","Yes","Y","","Y","","","","PCT_REC","","","","","100","89.6","89.6","","","","","","50","150","
","","","",
"B7K0143-BS1","537_MOD","12/22/17","19:09","N","NA","000","13C4-PFHpA","13C4-
PFHpA","83.8","","IS","Yes","Y","","Y","","","","PCT_REC","","","","","100","83.8","83.8","","","","","","50","150","
","","","",
"B7K0143-BS1","537_MOD","12/22/17","19:09","N","NA","000","18O2-PFHxS","18O2-
PFHxS","87.2","","IS","Yes","Y","","Y","","","","PCT_REC","","","","","100","87.2","87.2","","","","","","50","150","
","","","",
"B7K0143-BS1","537_MOD","12/22/17","19:09","N","NA","000","13C2-PFOA","13C2-
PFOA","72.9","","IS","Yes","Y","","Y","","","","PCT_REC","","","","","100","72.9","72.9","","","","","","50","150","
","","","",
"B7K0143-BS1","537_MOD","12/22/17","19:09","N","NA","000","13C8-PFOS","13C8-

PFOS","96.8","","IS","Yes","Y","","Y","","","","PCT_REC","","","","","100","96.8","96.8","","","","","","50","150","",
"","","
"B7K0143-BS1","537_MOD","12/22/17","19:09","N","NA","000","13C5-PFNA","13C5-
PFNA","94.2","","IS","Yes","Y","","Y","","","","PCT_REC","","","","","100","94.2","94.2","","","","","","50","150","
","","","
"B7K0143-BS1","537_MOD","12/22/17","19:09","N","NA","000","13C2-PFDA","13C2-
PFDA","72.9","","IS","Yes","Y","","Y","","","","PCT_REC","","","","","100","72.9","72.9","","","","","","50","150","
","","","
"B7K0143-BS1","537_MOD","12/22/17","19:09","N","NA","000","d3-MeFOSAA","d3-
MeFOSAA","70.6","","IS","Yes","Y","","Y","","","","PCT_REC","","","","","100","70.6","70.6","","","","","","50","15
0","","","","
"B7K0143-BS1","537_MOD","12/22/17","19:09","N","NA","000","13C2-PFUnA","13C2-
PFUnA","49.5","","IS","Yes","Y","H","Y","","","","PCT_REC","","","","","100","49.5","49.5","","","","","","50","150"
","","+","","
"B7K0143-BS1","537_MOD","12/22/17","19:09","N","NA","000","d5-EtFOSAA","d5-
EtFOSAA","51.6","","IS","Yes","Y","","Y","","","","PCT_REC","","","","","100","51.6","51.6","","","","","","50","150
","","","","
"B7K0143-BS1","537_MOD","12/22/17","19:09","N","NA","000","13C2-PFDoA","13C2-
PFDoA","47.8","","IS","Yes","Y","H","Y","","","","PCT_REC","","","","","100","47.8","47.8","","","","","","50","150"
","","+","","
"B7K0143-BS1","537_MOD","12/22/17","19:09","N","NA","000","13C2-PFTeDA","13C2-
PFTeDA","65.2","","IS","Yes","Y","","Y","","","","PCT_REC","","","","","100","65.2","65.2","","","","","","50","150"
","","","","
"B7K0143-MS1","537_MOD","12/22/17","19:54","N","NA","000","375-73-
5","PFBS","169","","TRG","Yes","Y","","Y","1.95","5.43","8.73","NG_L","NG_L","","","65.9","87.3","169","118","",
"","","","","70","130","","","","
"B7K0143-MS1","537_MOD","12/22/17","19:54","N","NA","000","307-24-4","PERFLUOROHEXANOIC ACID
(PFHXA)","321","","TRG","Yes","Y","","Y","2.38","5.43","8.73","NG_L","NG_L","","","209","87.3","321","127","",
"","","","","70","130","","","","
"B7K0143-MS1","537_MOD","12/22/17","19:54","N","NA","000","375-85-9","PERFLUOROHEPTANOIC ACID
(PFHPA)","121","","TRG","Yes","Y","","Y","0.645","5.43","8.73","NG_L","NG_L","","","42.3","87.3","121","90.7","
","","","","","70","130","","","","
"B7K0143-MS1","537_MOD","12/22/17","19:54","N","NA","000","355-46-4","PERFLUOROHEXANESULFONIC
ACID
(PFHXS)","609","","TRG","Yes","Y","H","Y","1.03","5.43","8.73","NG_L","NG_L","","","416","87.3","609","221","
","","","","","70","130","","+","","
"B7K0143-MS1","537_MOD","12/22/17","19:54","N","NA","000","335-67-1","PERFLUOROOCTANOIC ACID
(PFOA)","479","","TRG","Yes","Y","H","Y","0.711","5.43","8.73","NG_L","NG_L","","","337","87.3","479","162","
","","","","","70","130","","+","","
"B7K0143-MS1","537_MOD","12/22/17","19:54","N","NA","000","1763-23-
1","HEPTADECAFLUOROACTANESULFONIC ACID SOLUTION
","155","","TRG","Yes","Y","","Y","0.881","5.43","8.73","NG_L","NG_L","","","49.0","87.3","155","122","","","","",
"","70","130","","","","
"B7K0143-MS1","537_MOD","12/22/17","19:54","N","NA","000","375-95-1","PERFLUORONONANOIC ACID
(PFNA)","89.8","","TRG","Yes","Y","","Y","0.884","5.43","8.73","NG_L","NG_L","","","1.38","87.3","89.8","101","
","","","","","70","130","","","","
"B7K0143-MS1","537_MOD","12/22/17","19:54","N","NA","000","335-76-2","PERFLUORODECANOIC ACID
(PFDA)","104","","TRG","Yes","Y","","Y","1.63","5.43","8.73","NG_L","NG_L","","","","87.3","104","119","","","","
","","70","130","","","","
"B7K0143-MS1","537_MOD","12/22/17","19:54","N","NA","000","2355-31-
9","MeFOSAA","102","","TRG","Yes","Y","","Y","1.80","5.43","8.73","NG_L","NG_L","","","","87.3","102","117","
","","","","","70","130","","","","
"B7K0143-MS1","537_MOD","12/22/17","19:54","N","NA","000","2058-94-8","PERFLUOROUNDECANOIC ACID
(PFUNA)","88.4","","TRG","Yes","Y","","Y","1.15","5.43","8.73","NG_L","NG_L","","","","87.3","88.4","101","","",

"","","","70","130","","","",""
"B7K0143-MS1","537_MOD","12/22/17","19:54","N","NA","000","2991-50-
6","EtFOSAA","113","","TRG","Yes","Y","","Y","1.50","5.43","8.73","NG_L","NG_L","","","","87.3","113","130","",
"","","","","70","130","","","",""
"B7K0143-MS1","537_MOD","12/22/17","19:54","N","NA","000","307-55-1","PERFLUORODODECANOIC ACID
(PFDOA)","97.6","","TRG","Yes","Y","","Y","0.865","5.43","8.73","NG_L","NG_L","","","","87.3","97.6","112","","
","","","","70","130","","","",""
"B7K0143-MS1","537_MOD","12/22/17","19:54","N","NA","000","72629-94-
8","PFTrDA","76.2","","TRG","Yes","Y","","Y","0.539","5.43","8.73","NG_L","NG_L","","","","87.3","76.2","87.3","
","","","","","60","130","","","",""
"B7K0143-MS1","537_MOD","12/22/17","19:54","N","NA","000","376-06-
7","PFTeDA","105","","TRG","Yes","Y","","Y","0.824","5.43","8.73","NG_L","NG_L","","","","87.3","105","120","",
"","","","","70","130","","","",""
"B7K0143-MS1","537_MOD","12/22/17","19:54","N","NA","000","13C3-PFBS","13C3-
PFBS","112","","IS","Yes","Y","","Y","","","","PCT_REC","","","","","100","112","112","","","","","","50","150","","
","","
"B7K0143-MS1","537_MOD","12/22/17","19:54","N","NA","000","13C2-PFHxA","13C2-
PFHxA","102","","IS","Yes","Y","","Y","","","","PCT_REC","","","","","100","102","102","","","","","","50","150","",
"","","
"B7K0143-MS1","537_MOD","12/22/17","19:54","N","NA","000","13C4-PFHpA","13C4-
PFHpA","107","","IS","Yes","Y","","Y","","","","PCT_REC","","","","","100","107","107","","","","","","50","150","",
"","","
"B7K0143-MS1","537_MOD","12/22/17","19:54","N","NA","000","18O2-PFHxS","18O2-
PFHxS","99.6","","IS","Yes","Y","","Y","","","","PCT_REC","","","","","100","99.6","99.6","","","","","","50","150","
","","","
"B7K0143-MS1","537_MOD","12/22/17","19:54","N","NA","000","13C2-PFOA","13C2-
PFOA","99.0","","IS","Yes","Y","","Y","","","","PCT_REC","","","","","100","99.0","99.0","","","","","","50","150","
","","","
"B7K0143-MS1","537_MOD","12/22/17","19:54","N","NA","000","13C8-PFOS","13C8-
PFOS","96.3","","IS","Yes","Y","","Y","","","","PCT_REC","","","","","100","96.3","96.3","","","","","","50","150","",
"","","
"B7K0143-MS1","537_MOD","12/22/17","19:54","N","NA","000","13C5-PFNA","13C5-
PFNA","87.4","","IS","Yes","Y","","Y","","","","PCT_REC","","","","","100","87.4","87.4","","","","","","50","150","
","","","
"B7K0143-MS1","537_MOD","12/22/17","19:54","N","NA","000","13C2-PFDA","13C2-
PFDA","84.5","","IS","Yes","Y","","Y","","","","PCT_REC","","","","","100","84.5","84.5","","","","","","50","150","
","","","
"B7K0143-MS1","537_MOD","12/22/17","19:54","N","NA","000","d3-MeFOSAA","d3-
MeFOSAA","82.8","","IS","Yes","Y","","Y","","","","PCT_REC","","","","","100","82.8","82.8","","","","","","50","15
0","","","","
"B7K0143-MS1","537_MOD","12/22/17","19:54","N","NA","000","13C2-PFUnA","13C2-
PFUnA","87.6","","IS","Yes","Y","","Y","","","","PCT_REC","","","","","100","87.6","87.6","","","","","","50","150","
","","","
"B7K0143-MS1","537_MOD","12/22/17","19:54","N","NA","000","d5-EtFOSAA","d5-
EtFOSAA","83.9","","IS","Yes","Y","","Y","","","","PCT_REC","","","","","100","83.9","83.9","","","","","","50","150
","","","","
"B7K0143-MS1","537_MOD","12/22/17","19:54","N","NA","000","13C2-PFDoA","13C2-
PFDoA","108","","IS","Yes","Y","","Y","","","","PCT_REC","","","","","100","108","108","","","","","","50","150","",
"","","
"B7K0143-MS1","537_MOD","12/22/17","19:54","N","NA","000","13C2-PFTeDA","13C2-
PFTeDA","89.5","","IS","Yes","Y","","Y","","","","PCT_REC","","","","","100","89.5","89.5","","","","","","50","150"
","","","","
"B7K0143-MSD1","537_MOD","12/22/17","20:05","N","NA","000","375-73-
5","PFBS","175","","TRG","Yes","Y","","Y","2.13","5.95","9.51","NG_L","NG_L","","","65.9","95.1","175","115","1

69","95.1","175","115","2.58","70","130","30","","",""
"B7K0143-MSD1","537_MOD","12/22/17","20:05","N","NA","000","307-24-4","PERFLUOROHEXANOIC ACID
(PFHXA)","293","","TRG","Yes","Y","H","Y","2.59","5.95","9.51","NG_L","NG_L","","","209","95.1","293","88.2","
321","95.1","293","88.2","36.1","70","130","30","","","*"
"B7K0143-MSD1","537_MOD","12/22/17","20:05","N","NA","000","375-85-9","PERFLUOROHEPTANOIC ACID
(PFHPA)","132","","TRG","Yes","Y","","Y","0.702","5.95","9.51","NG_L","NG_L","","","42.3","95.1","132","94.1","
121","95.1","132","94.1","3.68","70","130","30","","",""
"B7K0143-MSD1","537_MOD","12/22/17","20:05","N","NA","000","355-46-4","PERFLUOROHEXANESULFONIC
ACID
(PFHXS)","584","","TRG","Yes","Y","H","Y","1.13","5.95","9.51","NG_L","NG_L","","","416","95.1","584","177","
609","95.1","584","177","22.1","70","130","30","","*",""
"B7K0143-MSD1","537_MOD","12/22/17","20:05","N","NA","000","335-67-1","PERFLUOROOCTANOIC ACID
(PFOA)","437","","TRG","Yes","Y","H","Y","0.774","5.95","9.51","NG_L","NG_L","","","337","95.1","437","105","
479","95.1","437","105","42.7","70","130","30","","","*"
"B7K0143-MSD1","537_MOD","12/22/17","20:05","N","NA","000","1763-23-
1","HEPTADECAFLUOROACTANESULFONIC ACID SOLUTION
","165","","TRG","Yes","Y","","Y","0.959","5.95","9.51","NG_L","NG_L","","","49.0","95.1","165","122","155","95.
1","165","122","0","70","130","30","","",""
"B7K0143-MSD1","537_MOD","12/22/17","20:05","N","NA","000","375-95-1","PERFLUORONONANOIC ACID
(PFNA)","98.0","","TRG","Yes","Y","","Y","0.963","5.95","9.51","NG_L","NG_L","","","1.38","95.1","98.0","102","
89.8","95.1","98.0","102","0.985","70","130","30","","",""
"B7K0143-MSD1","537_MOD","12/22/17","20:05","N","NA","000","335-76-2","PERFLUORODECANOIC ACID
(PFDA)","119","","TRG","Yes","Y","","Y","1.77","5.95","9.51","NG_L","NG_L","","","","95.1","119","125","104","9
5.1","119","125","4.92","70","130","30","","",""
"B7K0143-MSD1","537_MOD","12/22/17","20:05","N","NA","000","2355-31-
9","MeFOSAA","114","","TRG","Yes","Y","","Y","1.96","5.95","9.51","NG_L","NG_L","","","","95.1","114","120","
102","95.1","114","120","2.53","70","130","30","","",""
"B7K0143-MSD1","537_MOD","12/22/17","20:05","N","NA","000","2058-94-8","PERFLUOROUNDECANOIC
ACID
(PFUNA)","97.9","","TRG","Yes","Y","","Y","1.25","5.95","9.51","NG_L","NG_L","","","","95.1","97.9","103","88.4
","95.1","97.9","103","1.96","70","130","30","","",""
"B7K0143-MSD1","537_MOD","12/22/17","20:05","N","NA","000","2991-50-
6","EtFOSAA","140","","TRG","Yes","Y","H","Y","1.63","5.95","9.51","NG_L","NG_L","","","","95.1","140","147",
"113","95.1","140","147","12.3","70","130","30","","*",""
"B7K0143-MSD1","537_MOD","12/22/17","20:05","N","NA","000","307-55-1","PERFLUORODODECANOIC
ACID
(PFDOA)","91.8","","TRG","Yes","Y","","Y","0.941","5.95","9.51","NG_L","NG_L","","","","95.1","91.8","96.5","97
.6","95.1","91.8","96.5","14.9","70","130","30","","",""
"B7K0143-MSD1","537_MOD","12/22/17","20:05","N","NA","000","72629-94-
8","PFTrDA","94.3","","TRG","Yes","Y","","Y","0.587","5.95","9.51","NG_L","NG_L","","","","95.1","94.3","99.2","
76.2","95.1","94.3","99.2","12.8","60","130","30","","",""
"B7K0143-MSD1","537_MOD","12/22/17","20:05","N","NA","000","376-06-
7","PFTeDA","98.4","","TRG","Yes","Y","","Y","0.897","5.95","9.51","NG_L","NG_L","","","","95.1","98.4","104","
105","95.1","98.4","104","14.3","70","130","30","","",""
"B7K0143-MSD1","537_MOD","12/22/17","20:05","N","NA","000","13C3-PFBS","13C3-
PFBS","109","","IS","Yes","Y","","Y","","","","PCT_REC","","","","","100","109","109","","","","","","50","150","","
","","
"B7K0143-MSD1","537_MOD","12/22/17","20:05","N","NA","000","13C2-PFHxA","13C2-
PFHxA","104","","IS","Yes","Y","","Y","","","","PCT_REC","","","","","100","104","104","","","","","","50","150","",
"","","
"B7K0143-MSD1","537_MOD","12/22/17","20:05","N","NA","000","13C4-PFHpA","13C4-
PFHpA","98.8","","IS","Yes","Y","","Y","","","","PCT_REC","","","","","100","98.8","98.8","","","","","","50","150","
","","","
"B7K0143-MSD1","537_MOD","12/22/17","20:05","N","NA","000","18O2-PFHxS","18O2-

PFHxS","101","","IS","Yes","Y","","Y","","","","PCT_REC","","","","","100","101","101","","","","","","50","150","",
"","","
"B7K0143-MSD1","537_MOD","12/22/17","20:05","N","NA","000","13C2-PFOA","13C2-
PFOA","94.1","","IS","Yes","Y","","Y","","","","PCT_REC","","","","","100","94.1","94.1","","","","","","50","150","",
"","","
"B7K0143-MSD1","537_MOD","12/22/17","20:05","N","NA","000","13C8-PFOS","13C8-
PFOS","99.5","","IS","Yes","Y","","Y","","","","PCT_REC","","","","","100","99.5","99.5","","","","","","50","150","",
"","","
"B7K0143-MSD1","537_MOD","12/22/17","20:05","N","NA","000","13C5-PFNA","13C5-
PFNA","80.5","","IS","Yes","Y","","Y","","","","PCT_REC","","","","","100","80.5","80.5","","","","","","50","150","",
"","","
"B7K0143-MSD1","537_MOD","12/22/17","20:05","N","NA","000","13C2-PFDA","13C2-
PFDA","70.7","","IS","Yes","Y","","Y","","","","PCT_REC","","","","","100","70.7","70.7","","","","","","50","150","",
"","","
"B7K0143-MSD1","537_MOD","12/22/17","20:05","N","NA","000","d3-MeFOSAA","d3-
MeFOSAA","76.4","","IS","Yes","Y","","Y","","","","PCT_REC","","","","","100","76.4","76.4","","","","","","50","15
0","","","","
"B7K0143-MSD1","537_MOD","12/22/17","20:05","N","NA","000","13C2-PFUnA","13C2-
PFUnA","75.7","","IS","Yes","Y","","Y","","","","PCT_REC","","","","","100","75.7","75.7","","","","","","50","150","
","","","
"B7K0143-MSD1","537_MOD","12/22/17","20:05","N","NA","000","d5-EtFOSAA","d5-
EtFOSAA","69.6","","IS","Yes","Y","","Y","","","","PCT_REC","","","","","100","69.6","69.6","","","","","","50","150
","","","","
"B7K0143-MSD1","537_MOD","12/22/17","20:05","N","NA","000","13C2-PFDoA","13C2-
PFDoA","72.7","","IS","Yes","Y","","Y","","","","PCT_REC","","","","","100","72.7","72.7","","","","","","50","150","
","","","
"B7K0143-MSD1","537_MOD","12/22/17","20:05","N","NA","000","13C2-PFTeDA","13C2-
PFTeDA","104","","IS","Yes","Y","","Y","","","","PCT_REC","","","","","100","104","104","","","","","","50","150","
","","","

LABORATORY DATA CONSULTANTS, INC.
2701 Loker Ave. West, Suite 220, Carlsbad, CA 92010 Bus: 760-827-1100 Fax: 760-827-1099

KMEA
9210 Sky Park Court, Suite 220
San Diego, CA 92123
ATTN: Kelly Kwok

February 1, 2018

SUBJECT: MCAS Tustin, Data Validation

Dear Ms. Kwok,

Enclosed is the final validation report for the fraction listed below. This SDG was received on January 12, 2018. Attachment 1 is a summary of the samples that were reviewed for analysis.

LDC Project #40228:

SDG #	**Fraction**
1701715	Perfluorinated Alkyl Acids

The data validation was performed under Stage 2B & 4 validation guidelines. The analyses were validated using the following documents and variances, as applicable to each method:

- Final Sampling and Analysis Plan for Per- and Poly-Fluoroalkyl Substances Sampling for Groundwater Remedial Action at Operable Unit 3 Installation Restoration Program Site 1, Marine Corps Air Station Tustin, California, July 2017
- U.S. Department of Defense Quality Systems Manual for Environmental Laboratories, Version 5.0, July 2013
- USEPA, Contract Laboratory Program National Functional Guidelines for Superfund Organic Methods Data Review, August 2014

Please feel free to contact us if you have any questions.

Sincerely,

Pei Geng
Project Manager/Senior Chemist

711 pages-ADV

Attachment 1

90/10 (client select) EDD

LDC #40228 (KMEA San Diego, CA / MCAS Tustin)

LDC	SDG#	DATE REC'D	(2) DATE DUE	VOA (8260B)																																			
Matrix:	Water/Soil			W	S	W	S	W	S	W	S	W	S	W	S	W	S	W	S	W	S	W	S	W	S	W	S	W	S	W	S	W	S	W	S	W	S	W	S
A	1701715	01/12/18	01/26/18	9	0																																		
A	1701715	01/12/18	01/26/18	1	0																																		
Total	T/PG			10	0	0	0	0	0	0	0	0	0	0	0	0	0	0	0	0	0	0	0	0	0	0	0	0	0	0	0	0	0	0	0	0	0	0	10

Shaded cells indicate Stage 4 validation (all other cells are Stage 2B review). These sample counts do not include DL, RE, MS, MSD, or DUP's.

V:\LOGIN\KMEA\40228ST.wpd

Laboratory Data Consultants, Inc.
Data Validation Report

Project/Site Name: MCAS Tustin

LDC Report Date: February 1, 2018

Parameters: Perfluorinated Alkyl Acids

Validation Level: Stage 2B & 4

Laboratory: Vista Analytical Laboratory

Sample Delivery Group (SDG): 1701715

Sample Identification	Laboratory Sample Identification	Matrix	Collection Date
I001MW52S-171113	1701715-01	Water	11/13/17
I001MW52D-171114	1701715-02	Water	11/14/17
I001BC50S-171114	1701715-04	Water	11/14/17
I001MW50D-171114	1701715-05	Water	11/14/17
I001MW50X-171114	1701715-06	Water	11/14/17
I001MW53D-171114	1701715-08	Water	11/14/17
I001BC43MS-171115	1701715-10	Water	11/15/17
I001MW43D-171115	1701715-11	Water	11/15/17
I001BC47S-171115	1701715-12	Water	11/15/17
I001MW47D-171115**	1701715-13**	Water	11/15/17
I001BC43MS-171115MS	1701715-10MS	Water	11/15/17
I001BC43MS-171115MSD	1701715-10MSD	Water	11/15/17

**Indicates sample underwent Stage 4 validation

Introduction

This Data Validation Report (DVR) presents data validation findings and results for the associated samples listed on the cover page. Data validation was performed in accordance with the Final Sampling and Analysis Plan for Per- and Poly-Fluoroalkyl Substances Sampling for Groundwater Remedial Action at Operable Unit 3 Installation Restoration Program Site 1, Marine Corps Air Station Tustin, California (July 2017), the U.S. Department of Defense (DoD) Quality Systems Manual (QSM) for Environmental Laboratories, Version 5.0 (July 2013), and a modified outline of the USEPA National Functional Guidelines (NFG) for Superfund Organic Methods Data Review (August 2014). Where specific guidance was not available, the data has been evaluated in a conservative manner consistent with industry standards using professional experience.

The analyses were performed by the following method:

Perfluorinated Alkyl Acids by Environmental Protection Agency (EPA) Method 537

All sample results were subjected to Stage 2B data validation, which comprises an evaluation of quality control (QC) summary results. Samples appended with a double asterisk on the cover page were subjected to Stage 4 data validation, which is comprised of the QC summary forms as well as the raw data, to confirm sample quantitation and identification.

The following are definitions of the data qualifiers utilized during data validation:

J (Estimated): The compound or analyte was analyzed for and positively identified by the laboratory; however the reported concentration is estimated due to non-conformances discovered during data validation.

U (Non-detected): The compound or analyte was analyzed for and positively identified by the laboratory; however the compound or analyte should be considered non-detected at the reported concentration due to the presence of contaminants detected in the associated blank(s).

UJ (Non-detected estimated): The compound or analyte was reported as not detected by the laboratory; however the reported quantitation/detection limit is estimated due to non-conformances discovered during data validation.

R (Rejected): The sample results were rejected due to gross non-conformances discovered during data validation. Data qualified as rejected is not usable.

NA (Not Applicable): The non-conformance discovered during data validation demonstrates a high bias, while the affected compound or analyte in the associated sample(s) was reported as not detected by the laboratory and did not warrant the qualification of the data.

A qualification summary table is provided at the end of this report if data has been qualified. Flags are classified as P (protocol) or A (advisory) to indicate whether the flag is due to a laboratory deviation from a specified protocol or is of technical advisory nature.

I. Sample Receipt and Technical Holding Times

All samples were received in good condition and cooler temperatures upon receipt met validation criteria.

All technical holding time requirements were met.

II. LC/MS Instrument Performance Check

Instrument performance was checked at 12 hour intervals.

III. Initial Calibration and Initial Calibration Verification

An initial calibration was performed as required by the method.

For compounds where average relative response factors (RRFs) were utilized, the percent relative standard deviations (%RSD) were less than or equal to 20.0%.

In the case where the laboratory used a calibration curve to evaluate the compounds, all coefficients of determination (r2) were greater than or equal to 0.990.

For each calibration point, the percent differences (%D) of its true value were less than or equal to 30.0% for all compounds.

The percent differences (%D) of the initial calibration verification (ICV) standard were less than or equal to 25.0% for all compounds with the following exceptions:

Date	Compound	%D	Associated Samples	Flag	A or P
12/21/17	PFDA PFDoA PFTeDA	+25.2 +27.5 +26.2	I001MW52S-171113	NA	-
12/22/17	PFDA EtFOSAA PFDoA	+28.9 +28.1 +27.9	I001MW52D-171114 I001BC50S-171114 I001MW50D-171114 I001MW50X-171114 I001MW53D-171114 I001BC43MS-171115 I001MW43D-171115 I001BC47S-171115 I001MW47D-171115**	NA	-

IV. Continuing Calibration

Continuing calibration was performed at the required frequencies.

The percent differences (%D) were less than or equal to 25.0% for all compounds.

V. Laboratory Blanks

Laboratory blanks were analyzed as required by the method. No contaminants were found in the laboratory blanks.

VI. Field Blanks

Samples EB01-171113, EB02-171114, and EB03-171115 were identified as equipment blanks. No contaminants were found with the following exceptions:

Blank ID	Collection Date	Compound	Concentration	Associated Samples
EB01-171113	11/13/17	PFOA	1.28 ng/L	I001MW52S-171113

Sample SB01-171114 was identified as a source blank. No contaminants were found.

Sample concentrations were compared to concentrations detected in the field blanks. The sample concentrations were either not detected or were significantly greater (>5X blank contaminants) than the concentrations found in the associated field blanks.

VII. Surrogates

Surrogates were not required by the method.

VIII. Matrix Spike/Matrix Spike Duplicates

Matrix spike (MS) and matrix spike duplicate (MSD) sample analysis was performed on an associated project sample. Percent recoveries (%R) were within QC limits with the following exceptions:

Spike ID (Associated Samples)	Compound	MS (%R) (Limits)	MSD (%R) (Limits)	Flag	A or P
I001BC43MS-171115MS/MSD (I001BC43MS-171115)	EtFOSAA	-	147 (70-130)	NA	-

For I001BC43MS-171115MS/MSD, no data were qualified for percent recoveries (%R) outside the QC limits for PFHxS and PFOA since the parent sample results were greater than 4X the spike concentration.

Relative percent differences (RPD) were within QC limits with the following exceptions:

Spike ID (Associated Samples)	Compound	RPD (Limits)	Flag	A or P
I001BC43MS-171115MS/MSD (I001BC43MS-171115)	PFHxA PFOA	36.1 (≤30) 47.2 (≤30)	J (all detects) J (all detects)	A

IX. Laboratory Control Samples

Laboratory control samples (LCS) and laboratory control samples duplicates (LCSD) were analyzed as required by the method. Percent recoveries (%R) were within QC limits with the following exceptions:

LCS ID (Associated Samples)	Compound	LCS %R (Limits)	LCSD %R (Limits)	Flag	A or P
B7K0141-BS1/BSD1 (I001MW52S-171113)	PFDoA PFTeDA	139 (70-130) 139 (70-130)	- 152 (70-130)	NA	-
B7K0143-BS1 (I001MW52D-171114 EB01-171113 I001BC50S-171114 I001MW50D-171114 I001MW50X-171114 SB01-171114 I001MW53D-171114 EB02-171114 I001BC43MS-171115 I001MW43D-171115 I001BC47S-171115 I001MW47D-171115** EB03-171115)	PFUnA EtFOSAA	137 (70-130) 135 (70-130)	NA	NA	-

Relative percent differences (RPD) were within QC limits.

X. Field Duplicates

Samples I001MW50D-171114 and I001MW50X-171114 were identified as field duplicates. No results were detected in any of the samples with the following exceptions:

Compound	Concentration (ng/L)		RPD (Limits)	Difference (Limits)	Flag	A or P
	I001MW50D-171114	I001MW50X-171114				
PFBS	2.92	3.87	-	0.95 (≤9.22)	-	-
PFHxA	5.71	5.11	-	0.6 (≤9.22)	-	-
PFHpA	0.710	1.26	-	0.55 (≤9.22)	-	-
PFHxS	12.5	12.9	-	0.4 (≤9.22)	-	-
PFOA	8.84	10.1	-	1.26 (≤9.22)	-	-
PFOS	5.79U	2.47	-	3.32 (≤9.22)	-	-

XI. Internal Standards

All internal standard recoveries (%R) were within QC limits.

XII. Compound Quantitation

All compound quantitations met validation criteria for samples which underwent Stage 4 validation. Raw data were not reviewed for Stage 2B validation.

XIII. Target Compound Identifications

All target compound identifications met validation criteria for samples which underwent Stage 4 validation. Raw data were not reviewed for Stage 2B validation.

XIV. System Performance

The system performance was acceptable for samples which underwent Stage 4 validation. Raw data were not reviewed for Stage 2B validation.

XV. Overall Assessment of Data

The analysis was conducted within all specifications of the method. No results were rejected in this SDG.

Due to MS/MSD RPD, data were qualified as estimated in one sample.

The quality control criteria reviewed, other than those discussed above, were met and are considered acceptable. Sample results that were found to be estimated (J) are usable for limited purposes only. Based upon the data validation all other results are considered valid and usable for all purposes.

MCAS Tustin
Perfluorinated Alkyl Acids - Data Qualification Summary - SDG 320-24312-1

Sample	Compound	Flag	A or P	Reason
I001BC43MS-171115	PFHxA PFOA	J (all detects) J (all detects)	A	Matrix spike/Matrix spike duplicate (RPD)

MCAS Tustin
Perfluorinated Alkyl Acids - Laboratory Blank Data Qualification Summary - SDG 1701715

No Sample Data Qualified in this SDG

MCAS Tustin
Perfluorinated Alkyl Acids - Field Blank Data Qualification Summary - SDG 1701715

No Sample Data Qualified in this SDG

LDC #: 40228A96 **VALIDATION COMPLETENESS WORKSHEET** Date: 1/17/18

SDG #: 1701715 Stage 2B/4 Page: 1 of 2

Laboratory: Vista Analytical Laboratory Reviewer:

2nd Reviewer:

METHOD: LC/MS Perfluorinated Alkyl Acids (EPA Method 537)

The samples listed below were reviewed for each of the following validation areas. Validation findings are noted in attached validation findings worksheets.

	Validation Area		Comments
I.	Sample receipt/Technical holding times	A	
II.	GC/MS Instrument performance check	A	
III.	Initial calibration/ICV	A SW	RSD≤20%, r² ICV≤25%, Tun RD≤30%
IV.	Continuing calibration	A	CCV≤30%
V.	Laboratory Blanks	A	
VI.	Field blanks	SW	EB=3, 9, 14, SB=7
VII.	Surrogate spikes	N	
VIII.	Matrix spike/Matrix spike duplicates	SW	
IX.	Laboratory control samples	SW	LCS/D
X.	Field duplicates	SW	D=5+6
XI.	Internal standards	A	
XII.	Compound quantitation RL/LOQ/LODs	A	Not reviewed for Stage 2B validation.
XIII.	Target compound identification	A	Not reviewed for Stage 2B validation.
XIV.	System performance	A	Not reviewed for Stage 2B validation.
XV.	Overall assessment of data	A	

Note: A = Acceptable; N = Not provided/applicable; SW = See worksheet; ND = No compounds detected; R = Rinsate; FB = Field blank; D = Duplicate; TB = Trip blank; EB = Equipment blank; SB=Source blank; OTHER:

** Indicates sample underwent Stage 4 validation

	Client ID	Lab ID	Matrix	Date
1	I001MW52S-171113	1701715-01	Water	11/13/17
2	I001MW52D-171114	1701715-02	Water	11/14/17
~~3~~	~~EB01-171113~~	~~1701715-03~~	~~Water~~	~~11/13/17~~
4	I001BC50S-171114	1701715-04	Water	11/14/17
5	I001MW50D-171114	1701715-05	Water	11/14/17
6	I001MW50X-171114	1701715-06	Water	11/14/17
~~7~~	~~SB01-171114~~	~~1701715-07~~	~~Water~~	~~11/14/17~~
8	I001MW53D-171114	1701715-08	Water	11/14/17
~~9~~	~~EB02-171114~~	~~1701715-09~~	~~Water~~	~~11/14/17~~
10	I001BC43MS-171115	1701715-10	Water	11/15/17
11	I001MW43D-171115	1701715-11	Water	11/15/17
12	I001BC47S-171115	1701715-12	Water	11/15/17
13	I001MW47D-171115**	1701715-13**	Water	11/15/17
~~14~~	~~EB03-171115~~	1701715-14	Water	11/15/17

LDC #: 40228A96 **VALIDATION COMPLETENESS WORKSHEET** Date: 1/17/18

SDG #: 1701715 Stage 2B/4 Page: 2 of 2

Laboratory: Vista Analytical Laboratory Reviewer:

2nd Reviewer:

METHOD: LC/MS Perfluorinated Alkyl Acids (EPA Method 537)

	Client ID	Lab ID	Matrix	Date
15	I001BC43MS-171115MS	1701715-10MS	Water	11/15/17
16	I001BC43MS-171115MSD	1701715-10MSD	Water	11/15/17
17				
18				
19				
20				
21				

Notes:

	BTK0141-BK1						
	BTK0143-BK1						

LDC #: 40228A36

VALIDATION FINDINGS CHECKLIST

Page: 1 of 2
Reviewer: Q
2nd Reviewer:

Method: LCMS (EPA Method 537)

Validation Area	Yes	No	NA	Findings/Comments
I. Technical holding times				
Were all technical holding times met?	✓			
Was cooler temperature criteria met?	✓			
II. LC/MS Instrument performance check				
Were the instrument performance reviewed and found to be within the specified criteria?	✓			
Were all samples analyzed within the 12 hour clock criteria?	✓			
IIIa. Initial calibration				
Did the laboratory perform a 5 point calibration prior to sample analysis?	✓			
Were all percent relative standard deviations (%RSD) ≤ 20%?	✓			
Was a curve fit used for evaluation? If yes, did the initial calibration meet the curve fit criteria of ≥ 0.990?	✓			
Were all analytes within 70-130% or percent differences (%D) ≤30% of their true value for each calibration standard	✓			
IIIb. Initial Calibration Verification				
Was an initial calibration verification standard analyzed after each initial calibration for each instrument?	✓			
Were all percent differences (%D) ≤ ~~30~~ 25%?		✓		
IV. Continuing calibration				
Was a continuing calibration analyzed daily?	✓			
Were all percent differences (%D) of the continuing calibration ≤ ~~30~~ 25%?	✓			
V. Laboratory Blanks				
Was a laboratory blank associated with every sample in this SDG?	✓			
Was a laboratory blank analyzed for each matrix and concentration?	✓			
Was there contamination in the laboratory blanks? If yes, please see the Blanks validation completeness worksheet.		✓		
VI. Field blanks				
Were field blanks identified in this SDG?	✓			
Were target compounds detected in the field blanks?	✓			
VIII. Matrix spike/Matrix spike duplicates				
Were a matrix spike (MS) and matrix spike duplicate (MSD) analyzed for each matrix in this SDG? If no, indicate which matrix does not have an associated MS/MSD. Soil / Water.	✓			
Was a MS/MSD analyzed every 20 samples of each matrix?	✓			
Were the MS/MSD percent recoveries (%R) and the relative percent differences (RPD) within the QC limits?		✓		
IX. Laboratory control samples				
Was an LCS analyzed for this SDG?	✓			

LDC #: 40228A96

VALIDATION FINDINGS CHECKLIST

Reviewer: 9
2nd Reviewer:

Validation Area	Yes	No	NA	Findings/Comments
Was an LCS analyzed per extraction batch?	✓			
Were the LCS percent recoveries (%R) and relative percent difference (RPD) within the QC limits?		✓		
X. Field duplicates				
Were field duplicate pairs identified in this SDG?	✓			
Were target compounds detected in the field duplicates?.	✓			
XI. Internal standards				
Were internal standard area counts within ± 50% of the associated calibration standard?	✓			
XII. Compound quantitation				
Were the correct internal standard (IS), quantitation ion and relative response factor (RRF) used to quantitate the compound?	✓			
Were compound quantitation and RLs adjusted to reflect all sample dilutions and dry weight factors applicable to level IV validation?	✓			
XIII. Target compound identification				
Were relative retention times (RRT's) within ± 0.06 RRT units of the standard?	✓			
Did compound spectra meet specified EPA "Functional Guidelines" criteria?	✓			
Were chromatogram peaks verified and accounted for?	✓			
XIV. System performance				
System performance was found to be acceptable.	✓			
XIII. Overall assessment of data				
Overall assessment of data was found to be acceptable.	✓			

TARGET COMPOUND WORKSHEET

METHOD: PFOS/PFOAs

A. Perfluorohexanoic acid (PFHxA)				
B. Perfluoroheptanoic acid (PFHpA)				
C. Perfluorooctanoic acid (PFOA)				
D. Perfluorononanoic acid (PFNA)				
E. Perfluorodecanoic acid (PFDA)				
F. Perfluoroundecanoic acid (PFUnA)				
G. Perfluorododecanoic acid (PFDoA)				
H. Perfluorotridecanoic acid (PFTriA)				
I. Perfluorotetradecanoic acid (PFTeA)				
J. Perfluorobutanesulfonic acid (PFBS)				
K. Perfluorohexanesulfonic acid (PFHxS)				
L. Perfluoroheptanesulfonic acid (PFHpS)				
M. Perfluorooctanesulfonic acid (PFOS)				
N.Perfluorodecanesulfonic acid (PFDS)				
O. Perfluorooctane Sulfonamide (FOSA)				
P. Perfluorobutanoic acid (PFBA)				
Q. Perfluoropentanoic acis (PFPeA)				
R. 6:2FTS				
S. 8:2FTS				

LDC #: 40227A96

VALIDATION FINDINGS WORKSHEET
Initial Calibration Verification

Page: 1 of 1
Reviewer: a
2nd Reviewer: _____

METHOD: LC/MS PFOS/PFOAs (EPA Method 537M)

Please see qualifications below for all questions answered "N". Not applicable questions are identified as "N/A".

Y N N/A Was an initial calibration verification standard analyzed after each ICAL for each instrument?
Y N N/A Did the initial calibration verification standards meet the %D validation criteria of ≤25.0%?

#	Date	Standard ID	Compound	%D (Limit ≤ 25.0)	Associated Samples	Qualifications
	12/21/17	IT1200M3_13	PFDA	25.2	1 (ND)	blets/A
			PFDoA	27.5		
			PFTeDA	26.2		
	12/22/17	IT1200M_13	PFDA	28.9	2-A (ND)	blets/A
			EtFOSAA	28.1		
			PFDoA	27.9		

ICV.wpd

LDC #: 40208A96

VALIDATION FINDINGS WORKSHEET
Field Blanks

Reviewer: a
2nd Reviewer:

METHOD: LC/MS PFOS/PFOAs (EPA Method 537M)

Y N N/A Were field blanks identified in this SDG?
Y N N/A Were target compounds detected in the field blanks?

Blank units: ng/L **Associated sample units:** ng/L
Sampling date: 11/13/17
Field blank type: (circle one) Trip Blank/Field Blank / Rinsate / Other:_____ Associated Samples: 1

Compound	Blank ID	Sample Identification								
	3	Action Level								
PFOA	1.28									

Blank units:_____ **Associated sample units:**_____
Sampling date:_____
Field blank type: (circle one) Field Blank / Rinsate / Other:_____ Associated Samples:_____

Compound	Blank ID	Sample Identification								

LDC #: 40228A96

VALIDATION FINDINGS WORKSHEET
Matrix Spike/Matrix Spike Duplicates

Reviewer: [illegible]
2nd Reviewer: [illegible]

METHOD : GC/MS VOA (EPA Method 524.2)

Please see qualifications below for all questions answered "N". Not applicable questions are identified as "N/A".

Y N N/A Were a matrix spike (MS) and matrix spike duplicate (MSD) analyzed for each matrix in this SDG?
Y N N/A Was a MS/MSD analyzed every 20 samples of each matrix?
Y N N/A Were the MS/MSD percent recoveries (%R) and the relative percent differences (RPD) within the QC limits?

#	Date	MS/MSD ID	Compound	MS %R (Limits)	MSD %R (Limits)	RPD (Limits)	Associated Samples	Qualifications
		15/16	PFHxA	( )	( )	36 (≤30)	10 (detects)	J detects/A
			PFOA	( )	( )	47.2 (↓)	↓	↓
			PFHxS	221 (70-130)	177 (70-130)	( )	↓	No Qual
			PFOA	162 (↓)	( )	( )	↓	↓
			8:2 FTOSAA	( )	47 (70-130)	( )	(ND)	J detects/A
				( )	( )	( )		
				( )	( )	( )		
				( )	( )	( )		
				( )	( )	( )		
				( )	( )	( )		
				( )	( )	( )		
				( )	( )	( )		
				( )	( )	( )		
				( )	( )	( )		
				( )	( )	( )		
				( )	( )	( )		
				( )	( )	( )		
				( )	( )	( )		
				( )	( )	( )		
				( )	( )	( )		
				( )	( )	( )		
				( )	( )	( )		
				( )	( )	( )		
				( )	( )	( )		
				( )	( )	( )		
				( )	( )	( )		
				( )	( )	( )		

LDC #: ~~40223~~A96

VALIDATION FINDINGS WORKSHEET
Laboratory Control Samples (LCS)

Page: 1 of 1
Reviewer: 9
2nd Reviewer: _____

METHOD: LC/MS PFOS/PFOAs (EPA Method 537M)

Please see qualifications below for all questions answered "N". Not applicable questions are identified as "N/A".

Y N N/A Was a LCS required?

Y N N/A Were the LCS percent recoveries (%R) and relative percent difference (RPD) within the QC limits?

#	Date	LCS/LCSD ID	Compound	LCS %R (Limits)	LCSD %R (Limits)	RPD (Limits)	Associated Samples	Qualifications
	BTK0141-BS1/		PFDoA	139 (70-130)	( )	( )	1 (ND)	Udets/P
		-BSD1	PFTeDA	139 (↓)	152 (70-130)	( )		↓
				( )	( )	( )		
				( )	( )	( )		
				( )	( )	( )		
	BTK0143-BS1		PFUnA	137 (70-130)	( )	( )	2-14 (ND)	Udets/P
			6:2 FOSAA	135 (↓)	( )	( )		↓
				( )	( )	( )		
				( )	( )	( )		
				( )	( )	( )		
				( )	( )	( )		
				( )	( )	( )		
				( )	( )	( )		
				( )	( )	( )		
				( )	( )	( )		
				( )	( )	( )		
				( )	( )	( )		
				( )	( )	( )		
				( )	( )	( )		
				( )	( )	( )		
				( )	( )	( )		
				( )	( )	( )		
				( )	( )	( )		
				( )	( )	( )		
				( )	( )	( )		
				( )	( )	( )		
				( )	( )	( )		
				( )	( )	( )		
				( )	( )	( )		
				( )	( )	( )		

LDC#: 40228A96

VALIDATION FINDINGS WORKSHEET
Field Duplicates

Reviewer: G
2nd Reviewer:

METHOD: PFCs (Method 537 mod)

Compound	Concentration (ng/L)		(≤30) RPD	Difference	Limits	Qual
	5	6				
PFBS	2.92	3.87		0.95	≤9.22	
PFHxA	5.71	5.11		0.6	≤9.22	
PFHpA	0.710	1.26		0.55	≤9.22	
PFHxS	12.5	12.9		0.4	≤9.22	
PFOA	8.84	10.1		1.26	≤9.22	
PFOS	5.79U	2.47		3.32	≤9.22	

LDC#: 40228A96

VALIDATION FINDINGS WORKSHEET
Initial Calibration Calculation Verification

Reviewer: Q
2nd Reviewer:

Method: LC/MS PFCs (EPA Method 537)

Calibration Date	System	Compound	Standard	(Y) Response	(X) Concentration
12/22/2017	MQ4	PFOA	0	0.4806075	0.250
			s1	0.8654637	0.500
			s2	1.1985837	1.000
			s3	2.1020425	2.000
			s4	5.7079625	5.000
			s5	10.293242	10.000
			s6	45.363273	50.000
			s7	82.190514	100.000
			s8	211.46882	250.000

Regression Output		*Reported*
Constant	*0.868467*	*0.505359*
Std Err of Y Est		
R Squared	*0.999588*	*0.997878*
Degrees of Freedom		
X Coefficient(s)	*0.840249*	*0.848619*
Std Err of Coef.		
Correlation Coefficient	*0.999794*	
Coefficient of Determination (r^2)	*0.999588*	*0.997878*

LDC#: 40228A96

VALIDATION FINDINGS WORKSHEET
Initial Calibration Calculation Verification

Reviewer: 9
2nd Reviewer:

Method: LC/MS PFCs (EPA Method 537)

Calibration Date	System	Compound	Standard	(Y) Response	(X) Concentration
12/22/2017	MQ4	PFBS	0	0.4887512	0.250
			s1	1.0818187	0.500
			s2	2.1405112	1.000
			s3	4.1298212	2.000
			s4	9.9631487	5.000
			s5	23.482042	10.000
			s6	98.481752	50.000
			s7	192.81426	100.000
			s8	517.7347	250.000

Regression Output		*Reported*
Constant	*-1.149446*	*0.046875*
Std Err of Y Est		
R Squared	*0.999183*	*0.998418*
Degrees of Freedom		
X Coefficient(s)	*2.055312*	*2.029600*
Std Err of Coef.		
Correlation Coefficient	*0.999592*	
Coefficient of Determination (r^2)	*0.999183*	*0.998418*

LDC #: 40228A96

VALIDATION FINDINGS WORKSHEET
Continuing Calibration Results Verification

Page: 1 of 1
Reviewer: 9
2nd Reviewer:

METHOD: GC ✓ HPLC MS

The percent difference (%D) of the initial calibration average Calibration Factors (CF) and the continuing calibration CF were recalculated for the compounds identified below using the following calculation:

% Difference = 100 * (ave. CF - CF)/ave. CF
CF = A/C

Where: ave. CF = initial calibration average CF
CF = continuing calibration CF
A = Area of compound
C = Concentration of compound

#	Standard ID	Calibration Date	Compound	Average CF(Ical)/ CCV Conc.	Reported CF/Conc. CCV	Recalculated CF/Conc. CCV	Reported %D	Recalculated %D
1	ITP22M.34	12/22/17	PFBS	10.0	11.1	11.12	11.0	11.2
			PFOS	↓	10.1	10.09	0.8	0.9
2								
3								
4								

Comments: Refer to Continuing Calibration findings worksheet for list of qualifications and associated samples when reported results do not agree within 10.0% of the recalculated results.

LDC #: 40228A96

VALIDATION FINDINGS WORKSHEET
Matrix Spike/Matrix Spike Duplicates Results Verification

Page: 1 of 1
Reviewer: 9
2nd Reviewer:

METHOD: ___ GC ✓ HPLC MS

The percent recoveries (%R) and relative percent differences (RPD) of the matrix spike and matrix spike duplicate were recalculated for the compounds identified below using the following calculation:

%Recovery = 100 * (SSC - SC)/SA Where SSC = Spiked sample concentration SC = Sample concentration
SA = Spike added

RPD =(({SSCMS - SSCMSD} * 2) / (SSCMS + SSCMSD))*100 MS = Matrix spike MSD = Matrix spike duplicate

MS/MSD samples: 15/16

Compound	Spike Added (ug/L)		Sample Conc. (ug/L)	Spike Sample Concentration (ug/L)		Matrix spike Percent Recovery		Matrix Spike Duplicate Percent Recovery		MS/MSD RPD	
	MS	MSD	---	MS	MSD	Reported	Recalc.	Reported	Recalc.	Reported	Recalc.
Gasoline (8015)											
Diesel (8015)											
Benzene (8021B)											
Methane (RSK-175)											
2,4-D (8151)											
Dinoseb (8151)											
Naphthalene (8310)											
Anthracene (8310)											
HMX (8330)											
2,4,6-Trinitrotoluene (8330)											
PFBS	87.3	95.1	65.9	169	175	118	118	115	115	2.58	2.58
PFOA	↓	↓	33T	479	43T	162	163	105	105	42.T	42.T

Comments: Refer to Matrix Spike/Matrix Spike Duplicates findings worksheet for list of qualifications and associated samples when reported results do not agree within 10.0% of the recalculated results.

LDC #: 40228A96

VALIDATION FINDINGS WORKSHEET

Laboratory Control Sample/Laboratory Control Sample Duplicate Results Verification

Reviewer: 9
2nd Reviewer: _____

METHOD: __ GC ✓ HPLC/MS

The percent recoveries (%R) and Relative Percent difference (RPD) of the laboratory control sample and laboratory control sample duplicate were recalculated for the compounds identified below using the following calculation:

% Recovery = 100* (SSC-SC)/SA

RPD = I SSCLCS - SSCLCSD I * 2/(SSCLCS + SSCLCSD)

Where: SSC = Spiked sample concentration
SA = Spike added
LCS = Laboratory control sample percent recovery
SC = Concentration
LCSD = Laboratory control sample duplicate percent recovery

LCS/LCSD samples: _____

Compound	Spike Added ( )		Spiked Sample Concentration ( )		LCS Percent Recovery		LCSD Percent Recovery		LCS/LCSD RPD	
	LCS	LCSD	LCS	LCSD	Reported	Recalc.	Reported	Recalc.	Reported	Recalc.
Gasoline (8015)										
Diesel (8015)										
Benzene (8021B)										
Methane (RSK-175)										
2,4-D (8151)										
Dinoseb (8151)										
Naphthalene (8310)										
Anthracene (8310)										
HMX (8330)										
2,4,6-Trinitrotoluene (8330)										
PFBS	80.0	NA	94.6	NA	118	118				
PFOA	↓	↓	91.8	↓	115	115				

Comments: Refer to Laboratory Control Sample/Laboratory Control Sample Duplicate findings worksheet for list of qualifications and associated samples when reported results do not agree within 10.0% of the recalculated results.

LDC #: ~~10028A96~~

VALIDATION FINDINGS WORKSHEET
Sample Calculation Verification

Page: 1 of 1
Reviewer: Q
2nd Reviewer: _____

METHOD: __ GC ✓ HPLC /MS

Y N N/A Were all reported results recalculated and verified for all level IV samples?
Y N N/A Were all recalculated results for detected target compounds agree within 10% of the reported results?

Concentration= (A)(Fv)(Df) / (RF)(Vs or Ws)(%S/100)

A= Area or height of the compound to be measured
Fv= Final Volume of extract
Df= Dilution Factor
RF= Average response factor of the compound In the initial calibration
Vs= Initial volume of the sample
Ws= Initial weight of the sample
%S= Percent Solid

Example:

Sample ID. 13 Compound Name PFBS

Concentration = $\frac{\left(\frac{6.04e1 \times 12.5}{1.09e3} - 0.046853\right)}{2.20296 \times 0.114}$

= 2.791 ug/L

#	Sample ID	Compound	Reported Concentrations (ug/L)	Recalculated Results Concentrations ( )	Qualifications
	13	PFBS	2.80		

Comments: _____

SAMPCALew.wpd

LDC #: 40228

EDD POPULATION COMPLETENESS WORKSHEET

Date: 1/22
Page: 1 of 1
2nd Reviewer: BA

The LDC job number listed above was entered by JE.

	EDD Process		Comments/Action
I.	EDD Completeness	-	
Ia.	- All methods present?	Y	
Ib.	- All samples present/match report?	Y	
Ic.	- All reported analytes present?	Y	
Id.	- 10% or 100% verification of EDD?	Y	
II.	EDD Preparation/Entry	-	
IIa.	- Carryover U/J?	—	
IIb.	- Reason Codes used? If so, note which codes.	Y	
IIc.	- Additional Information (QC Level, Validator, Validated Y/N, etc.)	Y	
III.	Reasonableness Checks	-	
IIIa.	- Do all qualified ND results have ND qualifier (e.g. UJ)?	Y	
IIIb.	- Do all qualified detect results have detect qualifier (e.g. J)?	Y	
IIIc.	- If reason codes are used, do all qualified results have reason code field populated, and vice versa?	Y	
IIId.	-Does the detect flag require changing for blank qualifier? If so, are all U results marked ND?	+	
IIIe.	- Do blank concentrations in report match EDD where data was qualified due to blank contamination?	—	
IIIf.	- Were multiple results reported due to dilutions/reanalysis? If so, were results qualified appropriately?	+	
IIIg.	-Are there any discrepancies between the data packet and the EDD?	N	

Notes: *see discrepancy sheet

This page is intentionally blank.

INSTALLATION_ID	SITE_NAME	LOCATION_NAME	LOCATION_TYPE_DESC	COORD_X	COORD_Y	SAMPLE_NAME	SAMPLE_MATRIX_DESC	COLLECT_DATE	ANALYTICAL_METHOD_GRP_DESC	SDG
TUSTIN_MCAS	SITE 00001	I001MW50D	Monitoring well	6087865.81	2202703.95	I001MW50X-171114	Water (not groundwater, unspecified)	14-Nov-17	Perfluoroalkyl Compounds	1701715
TUSTIN_MCAS	SITE 00001	I001MW50D	Monitoring well	6087865.81	2202703.95	I001MW50D-171114	Water (not groundwater, unspecified)	14-Nov-17	Perfluoroalkyl Compounds	1701715
TUSTIN_MCAS						SB01-171114	Water (not groundwater, unspecified)	14-Nov-17	Perfluoroalkyl Compounds	1701715
TUSTIN_MCAS						EB01-171113	Water (not groundwater, unspecified)	13-Nov-17	Perfluoroalkyl Compounds	1701715
TUSTIN_MCAS	SITE 00001	I001BC43S	Monitoring well	6087683.8	2203149.58	I001BC43MS-171115	Water (not groundwater, unspecified)	15-Nov-17	Perfluoroalkyl Compounds	1701715
TUSTIN_MCAS	SITE 00001	I001MW43D	Monitoring well	6087684.34	2203143.03	I001MW43D-171115	Water (not groundwater, unspecified)	15-Nov-17	Perfluoroalkyl Compounds	1701715
TUSTIN_MCAS	SITE 00001	I001MW52D	Monitoring well	6087600.72	2202473.93	I001MW52D-171114	Water (not groundwater, unspecified)	14-Nov-17	Perfluoroalkyl Compounds	1701715
TUSTIN_MCAS						EB03-171115	Water (not groundwater, unspecified)	15-Nov-17	Perfluoroalkyl Compounds	1701715
TUSTIN_MCAS	SITE 00001	I001MW47D	Monitoring well	6087331.2	2202633.23	I001MW47D-171115	Water (not groundwater, unspecified)	15-Nov-17	Perfluoroalkyl Compounds	1701715
TUSTIN_MCAS	SITE 00001	I001MW53D	Monitoring well	6088016	2202848.28	I001MW53D-171114	Water (not groundwater, unspecified)	14-Nov-17	Perfluoroalkyl Compounds	1701715
TUSTIN_MCAS	SITE 00001	I001MW52S	Monitoring well	6087609.46	2202484.11	I001MW52S-171113	Water (not groundwater, unspecified)	13-Nov-17	Perfluoroalkyl Compounds	1701715
TUSTIN_MCAS	SITE 00001	I001BC50S	Monitoring well	6087870.69	2202707.58	I001BC50S-171114	Water (not groundwater, unspecified)	14-Nov-17	Perfluoroalkyl Compounds	1701715
TUSTIN_MCAS	SITE 00001	I001BC47S	Monitoring well	6087324.56	2202626.44	I001BC47S-171115	Water (not groundwater, unspecified)	15-Nov-17	Perfluoroalkyl Compounds	1701715
TUSTIN_MCAS						EB02-171114	Water (not groundwater, unspecified)	14-Nov-17	Perfluoroalkyl Compounds	1701715