Navy_CLEAN_PFAS_FOIA_request_covers.indd

NAVFAC
Naval Facilities Engineering Command

Groundwater Sample Results, Level 4 Laboratory Report, Electronic Data Deliverable, Data Validation Report, Location Report, SDG 1801766

MCAS
Tustin, CA
April 2021

APPROVED FOR PUBLIC RELEASE; DISTRIBUTION UNLIMITED

August 20, 2018

Vista Work Order No. 1801766

Ms. Kelly Kwok
KMEA
2423 Hoover Avenue
National City, CA 91950

Dear Ms. Kwok,

Enclosed are the results for the sample set received at Vista Analytical Laboratory on July 14, 2018 under your Project Name '16003.008'.

Vista Analytical Laboratory is committed to serving you effectively. If you require additional information, please contact me at 916-673-1520 or by email at mmaier@vista-analytical.com.

Thank you for choosing Vista as part of your analytical support team.

Sincerely,

Martha Maier
Laboratory Director

Vista Analytical Laboratory certifies that the report herein meets all the requirements set forth by NELAP for those applicable test methods. Results relate only to the samples as received by the laboratory. This report should not be reproduced except in full without the written approval of Vista.

Vista Work Order No. 1801766
Case Narrative

Sample Condition on Receipt:

Seven groundwater samples were received in good condition and within the method temperature requirements. The samples were received and stored securely in accordance with Vista standard operating procedures and EPA methodology.

Analytical Notes:

PFAS Isotope Dilution Method

Samples "IS720W06S-20180712", "IS720W03S-20180712" and "I012MW13S-20180712" contained particulate and were centrifuged prior to extraction.

The samples were extracted and analyzed for a selected list of PFAS using the PFAS Isotope Dilution Method (Modified EPA Method 537). The results for PFHxS, PFOA, PFOS, MeFOSAA and EtFOSAA include both linear and branched isomers. Results for all other analytes include the linear isomers only.

Holding Times

The samples were extracted and analyzed within the method hold times. Sample "I012MW13S-20180712" was re-extracted to attempt an additional dilution; the re-extraction was performed outside of the hold time.

Quality Control

The Initial Calibration and Continuing Calibration Verifications met the method acceptance criteria.

A Method Blank and Ongoing Precision and Recovery (OPR) sample were extracted and analyzed with each preparation batch. A concentration of 2.31 ng/L was detected in the original Method Blank (B8G0154). No other analytes were detected in the Method Blanks above 1/2 the LOQ. The OPR recoveries were within the method acceptance criteria.

The extracts of samples "IS720W02S-20180712", "DUP01-20180712", "IS720W03S-20180712" and "I012MW13S-20180712" were re-injected because one or more Injection Internal Standard Analyte response areas were outside of criteria. The results were similar in the second injections and the results from the original injections have been reported.

The extract of sample "IS720W03S-20180712" was re-injected because it followed an extract with an analyte with a concentration greater than the highest point in the calibration curve. The results from the original analysis have been reported; the second injection confirmed the original results, but was analyzed outside of the hold time. Both sets are raw data are included in the report.

The dilutions for sample "I012MW13S-20180712" were reported from the re-extraction.

The results for PFHxS were reported with an "E" flag in samples "DUP01-20180712" and "I012MW13S-20180712"; the extracts could not be diluted sufficiently for the concentrations to fall within the calibration curve. Please note that the reported concentrations are estimated.

The labeled standard recoveries outside the acceptance criteria are listed in the table below.

QC Anomalies

LabNumber	SampleName	Analysis	Analyte	Flag	%Rec
1801766-03	EB01-20180712	PFAS Isotope Dilution Method	d3-MeFOSAA	H	49.7
1801766-05	DUP01-20180712	PFAS Isotope Dilution Method	13C2-PFHxA	H	191
1801766-05	DUP01-20180712	PFAS Isotope Dilution Method	18O2-PFHxS	H	49.5
1801766-05	DUP01-20180712	PFAS Isotope Dilution Method	13C8-PFOS	H	332
1801766-05	DUP01-20180712	PFAS Isotope Dilution Method	13C2-PFDA	H	43.7
1801766-07	I012MW13S-20180712	PFAS Isotope Dilution Method	13C3-PFBS	H	248
1801766-07	I012MW13S-20180712	PFAS Isotope Dilution Method	13C2-PFHxA	H	233
1801766-07	I012MW13S-20180712	PFAS Isotope Dilution Method	13C2-PFOA	H	186
B8G0154-BLK1	B8G0154-BLK1	PFAS Isotope Dilution Method	13C2-PFUnA	H	49.1

H = Recovery was outside laboratory acceptance criteria.

TABLE OF CONTENTS

Case Narrative..... 1

Table of Contents..... 4

Sample Inventory..... 5

Analytical Results..... 6

Qualifiers..... 18

Certifications..... 19

Sample Receipt..... 20

Extraction Information..... 22

Sample Data - PFAS Isotope Dilution Method..... 31

IIS Areas, IBs and CCVs..... 127

ICAL with ICV and IB..... 315

Sample Inventory Report

Vista Sample ID	Client Sample ID	Sampled	Received	Components/Containers
1801766-01	SB01-20180712	12-Jul-18 14:40	14-Jul-18 08:57	HDPE Bottle, 250 mL
				HDPE Bottle, 250 mL
1801766-02	IS720W02S-20180712	12-Jul-18 16:20	14-Jul-18 08:57	HDPE Bottle, 250 mL
				HDPE Bottle, 250 mL
1801766-03	EB01-20180712	12-Jul-18 16:25	14-Jul-18 08:57	HDPE Bottle, 250 mL
				HDPE Bottle, 250 mL
1801766-04	IS720W06S-20180712	12-Jul-18 17:35	14-Jul-18 08:57	HDPE Bottle, 250 mL
				HDPE Bottle, 250 mL
1801766-05	DUP01-20180712	12-Jul-18 17:40	14-Jul-18 08:57	HDPE Bottle, 250 mL
				HDPE Bottle, 250 mL
1801766-06	IS720W03S-20180712	12-Jul-18 19:05	14-Jul-18 08:57	HDPE Bottle, 250 mL
				HDPE Bottle, 250 mL
1801766-07	I012MW13S-20180712	12-Jul-18 20:10	14-Jul-18 08:57	HDPE Bottle, 250 mL
				HDPE Bottle, 250 mL

ANALYTICAL RESULTS

Sample ID: Method Blank

PFAS Isotope Dilution Method

Client Data

Name: KMEA
Project: 16003.008

Matrix: Aqueous

Laboratory Data

Lab Sample: B8G0154-BLK1
Column: BEH C18

Analyte	CAS Number	Conc. (ng/L)	DL	LOD	LOQ	Qualifiers	Batch	Extracted	Samp Size	Analyzed	Dilution
PFBS	375-73-5	ND	1.37	2.00	4.00		B8G0154	20-Jul-18	0.250 L	25-Jul-18 07:47	1
PFHxA	307-24-4	ND	1.37	2.00	4.00		B8G0154	20-Jul-18	0.250 L	25-Jul-18 07:47	1
PFHpA	375-85-9	ND	1.37	2.00	4.00		B8G0154	20-Jul-18	0.250 L	25-Jul-18 07:47	1
PFHxS	355-46-4	ND	1.37	2.00	4.00		B8G0154	20-Jul-18	0.250 L	25-Jul-18 07:47	1
PFOA	335-67-1	2.31	1.37	2.00	4.00	J	B8G0154	20-Jul-18	0.250 L	25-Jul-18 07:47	1
PFNA	375-95-1	ND	1.37	2.00	4.00		B8G0154	20-Jul-18	0.250 L	25-Jul-18 07:47	1
PFOS	1763-23-1	ND	1.37	2.00	4.00		B8G0154	20-Jul-18	0.250 L	25-Jul-18 07:47	1
PFDA	335-76-2	ND	1.37	2.00	4.00		B8G0154	20-Jul-18	0.250 L	25-Jul-18 07:47	1
MeFOSAA	2355-31-9	ND	1.37	2.00	4.00		B8G0154	20-Jul-18	0.250 L	25-Jul-18 07:47	1
EtFOSAA	2991-50-6	ND	1.37	2.00	4.00		B8G0154	20-Jul-18	0.250 L	25-Jul-18 07:47	1
PFUnA	2058-94-8	ND	1.37	2.00	4.00		B8G0154	20-Jul-18	0.250 L	25-Jul-18 07:47	1
PFDoA	307-55-1	ND	1.37	2.00	4.00		B8G0154	20-Jul-18	0.250 L	25-Jul-18 07:47	1
PFTrDA	72629-94-8	ND	1.37	2.00	4.00		B8G0154	20-Jul-18	0.250 L	25-Jul-18 07:47	1
PFTeDA	376-06-7	ND	1.37	2.00	4.00		B8G0154	20-Jul-18	0.250 L	25-Jul-18 07:47	1

Labeled Standards	Type	% Recovery	Limits	Qualifiers	Batch	Extracted	Samp Size	Analyzed	Dilution
13C3-PFBS	IS	82.8	50 - 150		B8G0154	20-Jul-18	0.250 L	25-Jul-18 07:47	1
13C2-PFHxA	IS	77.9	50 - 150		B8G0154	20-Jul-18	0.250 L	25-Jul-18 07:47	1
13C4-PFHpA	IS	75.0	50 - 150		B8G0154	20-Jul-18	0.250 L	25-Jul-18 07:47	1
18O2-PFHxS	IS	96.2	50 - 150		B8G0154	20-Jul-18	0.250 L	25-Jul-18 07:47	1
13C2-PFOA	IS	73.3	50 - 150		B8G0154	20-Jul-18	0.250 L	25-Jul-18 07:47	1
13C5-PFNA	IS	66.4	50 - 150		B8G0154	20-Jul-18	0.250 L	25-Jul-18 07:47	1
13C8-PFOS	IS	85.7	50 - 150		B8G0154	20-Jul-18	0.250 L	25-Jul-18 07:47	1
13C2-PFDA	IS	54.0	50 - 150		B8G0154	20-Jul-18	0.250 L	25-Jul-18 07:47	1
d3-MeFOSAA	IS	55.5	50 - 150		B8G0154	20-Jul-18	0.250 L	25-Jul-18 07:47	1
d5-EtFOSAA	IS	56.7	50 - 150		B8G0154	20-Jul-18	0.250 L	25-Jul-18 07:47	1
13C2-PFUnA	IS	49.1	50 - 150	H	B8G0154	20-Jul-18	0.250 L	25-Jul-18 07:47	1
13C2-PFDoA	IS	60.1	50 - 150		B8G0154	20-Jul-18	0.250 L	25-Jul-18 07:47	1
13C2-PFTeDA	IS	66.6	50 - 150		B8G0154	20-Jul-18	0.250 L	25-Jul-18 07:47	1

DL - Detection Limit

LOD - Limit of Detection
LOQ - Limit of quantitation

Results reported to the DL.

When reported, PFHxS, PFOA, PFOS, MeFOSAA and EtFOSAA include both linear and branched isomers. Only the linear isomer is reported for all other analytes.

Sample ID: OPR **PFAS Isotope Dilution Method**

Client Data

Name: KMEA
Project: 16003.008

Matrix: Aqueous

Laboratory Data

Lab Sample: B8G0154-BS1 Column: BEH C18

Analyte	CAS Number	Amt Found (ng/L)	Spike Amt	% Rec	Limits	Qualifiers	Batch	Extracted	Samp Size	Analyzed	Dilution
PFBS	375-73-5	37.5	40.0	93.7	70 - 130		B8G0154	20-Jul-18	0.250 L	25-Jul-18 07:37	1
PFHxA	307-24-4	37.4	40.0	93.5	70 - 130		B8G0154	20-Jul-18	0.250 L	25-Jul-18 07:37	1
PFHpA	375-85-9	39.8	40.0	99.5	70 - 130		B8G0154	20-Jul-18	0.250 L	25-Jul-18 07:37	1
PFHxS	355-46-4	39.2	40.0	98.0	70 - 130		B8G0154	20-Jul-18	0.250 L	25-Jul-18 07:37	1
PFOA	335-67-1	38.9	40.0	97.3	70 - 130	B	B8G0154	20-Jul-18	0.250 L	25-Jul-18 07:37	1
PFNA	375-95-1	42.5	40.0	106	70 - 130		B8G0154	20-Jul-18	0.250 L	25-Jul-18 07:37	1
PFOS	1763-23-1	35.1	40.0	87.6	70 - 130		B8G0154	20-Jul-18	0.250 L	25-Jul-18 07:37	1
PFDA	335-76-2	38.7	40.0	96.9	70 - 130		B8G0154	20-Jul-18	0.250 L	25-Jul-18 07:37	1
MeFOSAA	2355-31-9	42.6	40.0	106	70 - 130		B8G0154	20-Jul-18	0.250 L	25-Jul-18 07:37	1
EtFOSAA	2991-50-6	39.6	40.0	99.0	70 - 130		B8G0154	20-Jul-18	0.250 L	25-Jul-18 07:37	1
PFUnA	2058-94-8	41.0	40.0	103	70 - 130		B8G0154	20-Jul-18	0.250 L	25-Jul-18 07:37	1
PFDoA	307-55-1	35.0	40.0	87.6	70 - 130		B8G0154	20-Jul-18	0.250 L	25-Jul-18 07:37	1
PFTrDA	72629-94-8	47.9	40.0	120	60 - 130		B8G0154	20-Jul-18	0.250 L	25-Jul-18 07:37	1
PFTeDA	376-06-7	34.9	40.0	87.2	70 - 130		B8G0154	20-Jul-18	0.250 L	25-Jul-18 07:37	1

Labeled Standards	Type	% Rec	Limits	Qualifiers	Batch	Extracted	Samp Size	Analyzed	Dilution
13C3-PFBS	IS	94.3	50- 150		B8G0154	20-Jul-18	0.250 L	25-Jul-18 07:37	1
13C2-PFHxA	IS	88.2	50- 150		B8G0154	20-Jul-18	0.250 L	25-Jul-18 07:37	1
13C4-PFHpA	IS	83.0	50- 150		B8G0154	20-Jul-18	0.250 L	25-Jul-18 07:37	1
18O2-PFHxS	IS	96.0	50- 150		B8G0154	20-Jul-18	0.250 L	25-Jul-18 07:37	1
13C2-PFOA	IS	74.7	50- 150		B8G0154	20-Jul-18	0.250 L	25-Jul-18 07:37	1
13C5-PFNA	IS	68.2	50- 150		B8G0154	20-Jul-18	0.250 L	25-Jul-18 07:37	1
13C8-PFOS	IS	103	50- 150		B8G0154	20-Jul-18	0.250 L	25-Jul-18 07:37	1
13C2-PFDA	IS	68.1	50- 150		B8G0154	20-Jul-18	0.250 L	25-Jul-18 07:37	1
d3-MeFOSAA	IS	72.6	50- 150		B8G0154	20-Jul-18	0.250 L	25-Jul-18 07:37	1
d5-EtFOSAA	IS	75.6	50- 150		B8G0154	20-Jul-18	0.250 L	25-Jul-18 07:37	1
13C2-PFUnA	IS	58.3	50- 150		B8G0154	20-Jul-18	0.250 L	25-Jul-18 07:37	1
13C2-PFDoA	IS	68.4	50- 150		B8G0154	20-Jul-18	0.250 L	25-Jul-18 07:37	1
13C2-PFTeDA	IS	86.7	50- 150		B8G0154	20-Jul-18	0.250 L	25-Jul-18 07:37	1

Sample ID: Method Blank

PFAS Isotope Dilution Method

Client Data

Name: KMEA
Project: 16003.008
Matrix: Aqueous

Laboratory Data

Lab Sample: B8G0223-BLK1
Column: BEH C18

Analyte	CAS Number	Conc. (ng/L)	DL	LOD	LOQ	Qualifiers	Batch	Extracted	Samp Size	Analyzed	Dilution
PFBS	375-73-5	ND	1.37	2.00	4.00		B8G0223	30-Jul-18	0.250 L	15-Aug-18 20:45	1
PFHxA	307-24-4	ND	1.37	2.00	4.00		B8G0223	30-Jul-18	0.250 L	15-Aug-18 20:45	1
PFHpA	375-85-9	ND	1.37	2.00	4.00		B8G0223	30-Jul-18	0.250 L	15-Aug-18 20:45	1
PFHxS	355-46-4	1.38	1.37	2.00	4.00	J	B8G0223	30-Jul-18	0.250 L	15-Aug-18 20:45	1
PFOA	335-67-1	ND	1.37	2.00	4.00		B8G0223	30-Jul-18	0.250 L	15-Aug-18 20:45	1
PFOS	1763-23-1	ND	1.37	2.00	4.00		B8G0223	30-Jul-18	0.250 L	15-Aug-18 20:45	1

Labeled Standards	Type	% Recovery	Limits	Qualifiers	Batch	Extracted	Samp Size	Analyzed	Dilution
13C3-PFBS	IS	98.6	50 - 150		B8G0223	30-Jul-18	0.250 L	15-Aug-18 20:45	1
13C2-PFHxA	IS	90.6	50 - 150		B8G0223	30-Jul-18	0.250 L	15-Aug-18 20:45	1
13C4-PFHpA	IS	95.8	50 - 150		B8G0223	30-Jul-18	0.250 L	15-Aug-18 20:45	1
18O2-PFHxS	IS	81.8	50 - 150		B8G0223	30-Jul-18	0.250 L	15-Aug-18 20:45	1
13C2-PFOA	IS	87.7	50 - 150		B8G0223	30-Jul-18	0.250 L	15-Aug-18 20:45	1
13C8-PFOS	IS	72.6	50 - 150		B8G0223	30-Jul-18	0.250 L	15-Aug-18 20:45	1

DL - Detection Limit
LOD - Limit of Detection
LOQ - Limit of quantitation

Results reported to the DL.

When reported, PFHxS, PFOA, PFOS, MeFOSAA and EtFOSAA include both linear and branched isomers. Only the linear isomer is reported for all other analytes.

Sample ID: OPR — **PFAS Isotope Dilution Method**

Client Data

Name: KMEA
Project: 16003.008
Matrix: Aqueous

Laboratory Data

Lab Sample: B8G0223-BS1
Column: BEH C18

Analyte	CAS Number	Amt Found (ng/L)	Spike Amt	% Rec	Limits	Qualifiers	Batch	Extracted	Samp Size	Analyzed	Dilution
PFBS	375-73-5	39.3	40.0	98.4	70 - 130		B8G0223	30-Jul-18	0.250 L	18-Aug-18 02:24	1
PFHxA	307-24-4	41.1	40.0	103	70 - 130		B8G0223	30-Jul-18	0.250 L	18-Aug-18 02:24	1
PFHpA	375-85-9	40.6	40.0	102	70 - 130		B8G0223	30-Jul-18	0.250 L	18-Aug-18 02:24	1
PFHxS	355-46-4	38.0	40.0	95.0	70 - 130	B	B8G0223	30-Jul-18	0.250 L	18-Aug-18 02:24	1
PFOA	335-67-1	43.3	40.0	108	70 - 130		B8G0223	30-Jul-18	0.250 L	18-Aug-18 02:24	1
PFOS	1763-23-1	41.8	40.0	105	70 - 130		B8G0223	30-Jul-18	0.250 L	18-Aug-18 02:24	1

Labeled Standards	Type	% Rec	Limits	Qualifiers	Batch	Extracted	Samp Size	Analyzed	Dilution
13C3-PFBS	IS	112	50- 150		B8G0223	30-Jul-18	0.250 L	18-Aug-18 02:24	1
13C2-PFHxA	IS	93.9	50- 150		B8G0223	30-Jul-18	0.250 L	18-Aug-18 02:24	1
13C4-PFHpA	IS	98.4	50- 150		B8G0223	30-Jul-18	0.250 L	18-Aug-18 02:24	1
18O2-PFHxS	IS	99.6	50- 150		B8G0223	30-Jul-18	0.250 L	18-Aug-18 02:24	1
13C2-PFOA	IS	92.1	50- 150		B8G0223	30-Jul-18	0.250 L	18-Aug-18 02:24	1
13C8-PFOS	IS	102	50- 150		B8G0223	30-Jul-18	0.250 L	18-Aug-18 02:24	1

Sample ID: SB01-20180712

PFAS Isotope Dilution Method

Client Data

Name: KMEA
Project: 16003.008
Location: Former MCAS Tustin

Matrix: Groundwater
Date Collected: 12-Jul-18 14:40

Laboratory Data

Lab Sample: 1801766-01
Date Received: 14-Jul-18 08:57

Column: BEH C18

Analyte	CAS Number	Conc. (ng/L)	DL	LOD	LOQ	Qualifiers	Batch	Extracted	Samp Size	Analyzed	Dilution
PFBS	375-73-5	ND	1.37	2.00	4.00		B8G0154	20-Jul-18	0.250 L	25-Jul-18 21:26	1
PFHxA	307-24-4	ND	1.37	2.00	4.00		B8G0154	20-Jul-18	0.250 L	25-Jul-18 21:26	1
PFHpA	375-85-9	ND	1.37	2.00	4.00		B8G0154	20-Jul-18	0.250 L	25-Jul-18 21:26	1
PFHxS	355-46-4	ND	1.37	2.00	4.00		B8G0154	20-Jul-18	0.250 L	25-Jul-18 21:26	1
PFOA	335-67-1	ND	1.37	2.00	4.00		B8G0154	20-Jul-18	0.250 L	25-Jul-18 21:26	1
PFNA	375-95-1	ND	1.37	2.00	4.00		B8G0154	20-Jul-18	0.250 L	25-Jul-18 21:26	1
PFOS	1763-23-1	1.84	1.37	2.00	4.00	J	B8G0154	20-Jul-18	0.250 L	25-Jul-18 21:26	1
PFDA	335-76-2	ND	1.37	2.00	4.00		B8G0154	20-Jul-18	0.250 L	25-Jul-18 21:26	1
MeFOSAA	2355-31-9	ND	1.37	2.00	4.00		B8G0154	20-Jul-18	0.250 L	25-Jul-18 21:26	1
EtFOSAA	2991-50-6	ND	1.37	2.00	4.00		B8G0154	20-Jul-18	0.250 L	25-Jul-18 21:26	1
PFUnA	2058-94-8	ND	1.37	2.00	4.00		B8G0154	20-Jul-18	0.250 L	25-Jul-18 21:26	1
PFDoA	307-55-1	ND	1.37	2.00	4.00		B8G0154	20-Jul-18	0.250 L	25-Jul-18 21:26	1
PFTrDA	72629-94-8	ND	1.37	2.00	4.00		B8G0154	20-Jul-18	0.250 L	25-Jul-18 21:26	1
PFTeDA	376-06-7	ND	1.37	2.00	4.00		B8G0154	20-Jul-18	0.250 L	25-Jul-18 21:26	1

Labeled Standards	Type	% Recovery	Limits	Qualifiers	Batch	Extracted	Samp Size	Analyzed	Dilution
13C3-PFBS	IS	99.7	50 - 150		B8G0154	20-Jul-18	0.250 L	25-Jul-18 21:26	1
13C2-PFHxA	IS	94.4	50 - 150		B8G0154	20-Jul-18	0.250 L	25-Jul-18 21:26	1
13C4-PFHpA	IS	95.2	50 - 150		B8G0154	20-Jul-18	0.250 L	25-Jul-18 21:26	1
18O2-PFHxS	IS	85.7	50 - 150		B8G0154	20-Jul-18	0.250 L	25-Jul-18 21:26	1
13C2-PFOA	IS	91.3	50 - 150		B8G0154	20-Jul-18	0.250 L	25-Jul-18 21:26	1
13C5-PFNA	IS	78.3	50 - 150		B8G0154	20-Jul-18	0.250 L	25-Jul-18 21:26	1
13C8-PFOS	IS	111	50 - 150		B8G0154	20-Jul-18	0.250 L	25-Jul-18 21:26	1
13C2-PFDA	IS	69.6	50 - 150		B8G0154	20-Jul-18	0.250 L	25-Jul-18 21:26	1
d3-MeFOSAA	IS	57.9	50 - 150		B8G0154	20-Jul-18	0.250 L	25-Jul-18 21:26	1
d5-EtFOSAA	IS	64.8	50 - 150		B8G0154	20-Jul-18	0.250 L	25-Jul-18 21:26	1
13C2-PFUnA	IS	64.0	50 - 150		B8G0154	20-Jul-18	0.250 L	25-Jul-18 21:26	1
13C2-PFDoA	IS	64.6	50 - 150		B8G0154	20-Jul-18	0.250 L	25-Jul-18 21:26	1
13C2-PFTeDA	IS	74.8	50 - 150		B8G0154	20-Jul-18	0.250 L	25-Jul-18 21:26	1

DL - Detection Limit

LOD - Limit of Detection
LOQ - Limit of quantitation

Results reported to the DL.

When reported, PFHxS, PFOA, PFOS, MeFOSAA and EtFOSAA include both linear and branched isomers. Only the linear isomer is reported for all other analytes.

Sample ID: IS720W02S-20180712

PFAS Isotope Dilution Method

Client Data

Name: KMEA
Project: 16003.008
Location: Former MCAS Tustin

Matrix: Groundwater
Date Collected: 12-Jul-18 16:20

Laboratory Data

Lab Sample: 1801766-02
Date Received: 14-Jul-18 08:57

Column: BEH C18

Analyte	CAS Number	Conc. (ng/L)	DL	LOD	LOQ	Qualifiers	Batch	Extracted	Samp Size	Analyzed	Dilution
PFBS	375-73-5	38.1	1.33	1.94	3.87		B8G0154	20-Jul-18	0.258 L	25-Jul-18 21:37	1
PFHxA	307-24-4	247	1.33	1.94	3.87		B8G0154	20-Jul-18	0.258 L	25-Jul-18 21:37	1
PFHpA	375-85-9	96.7	1.33	1.94	3.87		B8G0154	20-Jul-18	0.258 L	25-Jul-18 21:37	1
PFHxS	355-46-4	120	1.33	1.94	3.87		B8G0154	20-Jul-18	0.258 L	25-Jul-18 21:37	1
PFOA	335-67-1	755	1.33	1.94	3.87	B	B8G0154	20-Jul-18	0.258 L	25-Jul-18 21:37	1
PFNA	375-95-1	2.98	1.33	1.94	3.87	J	B8G0154	20-Jul-18	0.258 L	25-Jul-18 21:37	1
PFOS	1763-23-1	32.0	1.33	1.94	3.87		B8G0154	20-Jul-18	0.258 L	25-Jul-18 21:37	1
PFDA	335-76-2	ND	1.33	1.94	3.87		B8G0154	20-Jul-18	0.258 L	25-Jul-18 21:37	1
MeFOSAA	2355-31-9	ND	1.33	1.94	3.87		B8G0154	20-Jul-18	0.258 L	25-Jul-18 21:37	1
EtFOSAA	2991-50-6	ND	1.33	1.94	3.87		B8G0154	20-Jul-18	0.258 L	25-Jul-18 21:37	1
PFUnA	2058-94-8	ND	1.33	1.94	3.87		B8G0154	20-Jul-18	0.258 L	25-Jul-18 21:37	1
PFDoA	307-55-1	ND	1.33	1.94	3.87		B8G0154	20-Jul-18	0.258 L	25-Jul-18 21:37	1
PFTrDA	72629-94-8	ND	1.33	1.94	3.87		B8G0154	20-Jul-18	0.258 L	25-Jul-18 21:37	1
PFTeDA	376-06-7	ND	1.33	1.94	3.87		B8G0154	20-Jul-18	0.258 L	25-Jul-18 21:37	1

Labeled Standards	Type	% Recovery	Limits	Qualifiers	Batch	Extracted	Samp Size	Analyzed	Dilution
13C3-PFBS	IS	141	50 - 150		B8G0154	20-Jul-18	0.258 L	25-Jul-18 21:37	1
13C2-PFHxA	IS	89.7	50 - 150		B8G0154	20-Jul-18	0.258 L	25-Jul-18 21:37	1
13C4-PFHpA	IS	92.9	50 - 150		B8G0154	20-Jul-18	0.258 L	25-Jul-18 21:37	1
18O2-PFHxS	IS	91.9	50 - 150		B8G0154	20-Jul-18	0.258 L	25-Jul-18 21:37	1
13C2-PFOA	IS	83.0	50 - 150		B8G0154	20-Jul-18	0.258 L	25-Jul-18 21:37	1
13C5-PFNA	IS	82.0	50 - 150		B8G0154	20-Jul-18	0.258 L	25-Jul-18 21:37	1
13C8-PFOS	IS	97.4	50 - 150		B8G0154	20-Jul-18	0.258 L	25-Jul-18 21:37	1
13C2-PFDA	IS	66.0	50 - 150		B8G0154	20-Jul-18	0.258 L	25-Jul-18 21:37	1
d3-MeFOSAA	IS	87.5	50 - 150		B8G0154	20-Jul-18	0.258 L	25-Jul-18 21:37	1
d5-EtFOSAA	IS	108	50 - 150		B8G0154	20-Jul-18	0.258 L	25-Jul-18 21:37	1
13C2-PFUnA	IS	70.3	50 - 150		B8G0154	20-Jul-18	0.258 L	25-Jul-18 21:37	1
13C2-PFDoA	IS	55.0	50 - 150		B8G0154	20-Jul-18	0.258 L	25-Jul-18 21:37	1
13C2-PFTeDA	IS	89.9	50 - 150		B8G0154	20-Jul-18	0.258 L	25-Jul-18 21:37	1

DL - Detection Limit

LOD - Limit of Detection
LOQ - Limit of quantitation

Results reported to the DL.

When reported, PFHxS, PFOA, PFOS, MeFOSAA and EtFOSAA include both linear and branched isomers. Only the linear isomer is reported for all other analytes.

Sample ID: EB01-20180712

PFAS Isotope Dilution Method

Client Data

Name: KMEA
Project: 16003.008
Location: Former MCAS Tustin

Matrix: Groundwater
Date Collected: 12-Jul-18 16:25

Laboratory Data

Lab Sample: 1801766-03
Date Received: 14-Jul-18 08:57

Column: BEH C18

Analyte	CAS Number	Conc. (ng/L)	DL	LOD	LOQ	Qualifiers	Batch	Extracted	Samp Size	Analyzed	Dilution
PFBS	375-73-5	ND	1.37	2.00	4.00		B8G0154	20-Jul-18	0.250 L	25-Jul-18 21:47	1
PFHxA	307-24-4	ND	1.37	2.00	4.00		B8G0154	20-Jul-18	0.250 L	25-Jul-18 21:47	1
PFHpA	375-85-9	ND	1.37	2.00	4.00		B8G0154	20-Jul-18	0.250 L	25-Jul-18 21:47	1
PFHxS	355-46-4	ND	1.37	2.00	4.00		B8G0154	20-Jul-18	0.250 L	25-Jul-18 21:47	1
PFOA	335-67-1	2.73	1.37	2.00	4.00	J, B	B8G0154	20-Jul-18	0.250 L	25-Jul-18 21:47	1
PFNA	375-95-1	ND	1.37	2.00	4.00		B8G0154	20-Jul-18	0.250 L	25-Jul-18 21:47	1
PFOS	1763-23-1	ND	1.37	2.00	4.00		B8G0154	20-Jul-18	0.250 L	25-Jul-18 21:47	1
PFDA	335-76-2	ND	1.37	2.00	4.00		B8G0154	20-Jul-18	0.250 L	25-Jul-18 21:47	1
MeFOSAA	2355-31-9	ND	1.37	2.00	4.00		B8G0154	20-Jul-18	0.250 L	25-Jul-18 21:47	1
EtFOSAA	2991-50-6	ND	1.37	2.00	4.00		B8G0154	20-Jul-18	0.250 L	25-Jul-18 21:47	1
PFUnA	2058-94-8	ND	1.37	2.00	4.00		B8G0154	20-Jul-18	0.250 L	25-Jul-18 21:47	1
PFDoA	307-55-1	ND	1.37	2.00	4.00		B8G0154	20-Jul-18	0.250 L	25-Jul-18 21:47	1
PFTrDA	72629-94-8	ND	1.37	2.00	4.00		B8G0154	20-Jul-18	0.250 L	25-Jul-18 21:47	1
PFTeDA	376-06-7	ND	1.37	2.00	4.00		B8G0154	20-Jul-18	0.250 L	25-Jul-18 21:47	1

Labeled Standards	Type	% Recovery	Limits	Qualifiers	Batch	Extracted	Samp Size	Analyzed	Dilution
13C3-PFBS	IS	96.3	50 - 150		B8G0154	20-Jul-18	0.250 L	25-Jul-18 21:47	1
13C2-PFHxA	IS	90.4	50 - 150		B8G0154	20-Jul-18	0.250 L	25-Jul-18 21:47	1
13C4-PFHpA	IS	89.0	50 - 150		B8G0154	20-Jul-18	0.250 L	25-Jul-18 21:47	1
18O2-PFHxS	IS	98.6	50 - 150		B8G0154	20-Jul-18	0.250 L	25-Jul-18 21:47	1
13C2-PFOA	IS	76.3	50 - 150		B8G0154	20-Jul-18	0.250 L	25-Jul-18 21:47	1
13C5-PFNA	IS	63.7	50 - 150		B8G0154	20-Jul-18	0.250 L	25-Jul-18 21:47	1
13C8-PFOS	IS	93.0	50 - 150		B8G0154	20-Jul-18	0.250 L	25-Jul-18 21:47	1
13C2-PFDA	IS	62.0	50 - 150		B8G0154	20-Jul-18	0.250 L	25-Jul-18 21:47	1
d3-MeFOSAA	IS	49.7	50 - 150	H	B8G0154	20-Jul-18	0.250 L	25-Jul-18 21:47	1
d5-EtFOSAA	IS	60.2	50 - 150		B8G0154	20-Jul-18	0.250 L	25-Jul-18 21:47	1
13C2-PFUnA	IS	55.6	50 - 150		B8G0154	20-Jul-18	0.250 L	25-Jul-18 21:47	1
13C2-PFDoA	IS	56.2	50 - 150		B8G0154	20-Jul-18	0.250 L	25-Jul-18 21:47	1
13C2-PFTeDA	IS	72.1	50 - 150		B8G0154	20-Jul-18	0.250 L	25-Jul-18 21:47	1

DL - Detection Limit

LOD - Limit of Detection
LOQ - Limit of quantitation

Results reported to the DL.

When reported, PFHxS, PFOA, PFOS, MeFOSAA and EtFOSAA include both linear and branched isomers. Only the linear isomer is reported for all other analytes.

Sample ID: IS720W06S-20180712 **PFAS Isotope Dilution Method**

Client Data

Name: KMEA
Project: 16003.008
Location: Former MCAS Tustin

Matrix: Groundwater
Date Collected: 12-Jul-18 17:35

Laboratory Data

Lab Sample: 1801766-04
Date Received: 14-Jul-18 08:57

Column: BEH C18

Analyte	CAS Number	Conc. (ng/L)	DL	LOD	LOQ	Qualifiers	Batch	Extracted	Samp Size	Analyzed	Dilution
PFBS	375-73-5	127	1.51	2.20	4.41		B8G0154	20-Jul-18	0.227 L	25-Jul-18 21:58	1
PFHxA	307-24-4	362	1.51	2.20	4.41		B8G0154	20-Jul-18	0.227 L	25-Jul-18 21:58	1
PFHpA	375-85-9	126	1.51	2.20	4.41		B8G0154	20-Jul-18	0.227 L	25-Jul-18 21:58	1
PFHxS	355-46-4	724	1.51	2.20	4.41		B8G0154	20-Jul-18	0.227 L	25-Jul-18 21:58	1
PFOA	335-67-1	801	1.51	2.20	4.41	B	B8G0154	20-Jul-18	0.227 L	25-Jul-18 21:58	1
PFNA	375-95-1	9.62	1.51	2.20	4.41		B8G0154	20-Jul-18	0.227 L	25-Jul-18 21:58	1
PFOS	1763-23-1	282	1.51	2.20	4.41		B8G0154	20-Jul-18	0.227 L	25-Jul-18 21:58	1
PFDA	335-76-2	ND	1.51	2.20	4.41		B8G0154	20-Jul-18	0.227 L	25-Jul-18 21:58	1
MeFOSAA	2355-31-9	ND	1.51	2.20	4.41		B8G0154	20-Jul-18	0.227 L	25-Jul-18 21:58	1
EtFOSAA	2991-50-6	ND	1.51	2.20	4.41		B8G0154	20-Jul-18	0.227 L	25-Jul-18 21:58	1
PFUnA	2058-94-8	ND	1.51	2.20	4.41		B8G0154	20-Jul-18	0.227 L	25-Jul-18 21:58	1
PFDoA	307-55-1	ND	1.51	2.20	4.41		B8G0154	20-Jul-18	0.227 L	25-Jul-18 21:58	1
PFTrDA	72629-94-8	ND	1.51	2.20	4.41		B8G0154	20-Jul-18	0.227 L	25-Jul-18 21:58	1
PFTeDA	376-06-7	ND	1.51	2.20	4.41		B8G0154	20-Jul-18	0.227 L	25-Jul-18 21:58	1

Labeled Standards	Type	% Recovery	Limits	Qualifiers	Batch	Extracted	Samp Size	Analyzed	Dilution
13C3-PFBS	IS	137	50 - 150		B8G0154	20-Jul-18	0.227 L	25-Jul-18 21:58	1
13C2-PFHxA	IS	89.9	50 - 150		B8G0154	20-Jul-18	0.227 L	25-Jul-18 21:58	1
13C4-PFHpA	IS	88.9	50 - 150		B8G0154	20-Jul-18	0.227 L	25-Jul-18 21:58	1
18O2-PFHxS	IS	90.7	50 - 150		B8G0154	20-Jul-18	0.227 L	25-Jul-18 21:58	1
13C2-PFOA	IS	94.8	50 - 150		B8G0154	20-Jul-18	0.227 L	25-Jul-18 21:58	1
13C5-PFNA	IS	77.7	50 - 150		B8G0154	20-Jul-18	0.227 L	25-Jul-18 21:58	1
13C8-PFOS	IS	94.0	50 - 150		B8G0154	20-Jul-18	0.227 L	25-Jul-18 21:58	1
13C2-PFDA	IS	69.5	50 - 150		B8G0154	20-Jul-18	0.227 L	25-Jul-18 21:58	1
d3-MeFOSAA	IS	103	50 - 150		B8G0154	20-Jul-18	0.227 L	25-Jul-18 21:58	1
d5-EtFOSAA	IS	100	50 - 150		B8G0154	20-Jul-18	0.227 L	25-Jul-18 21:58	1
13C2-PFUnA	IS	76.8	50 - 150		B8G0154	20-Jul-18	0.227 L	25-Jul-18 21:58	1
13C2-PFDoA	IS	94.8	50 - 150		B8G0154	20-Jul-18	0.227 L	25-Jul-18 21:58	1
13C2-PFTeDA	IS	115	50 - 150		B8G0154	20-Jul-18	0.227 L	25-Jul-18 21:58	1

DL - Detection Limit
LOD - Limit of Detection
LOQ - Limit of quantitation

Results reported to the DL.

When reported, PFHxS, PFOA, PFOS, MeFOSAA and EtFOSAA include both linear and branched isomers. Only the linear isomer is reported for all other analytes.

Sample ID: DUP01-20180712

PFAS Isotope Dilution Method

Client Data

Name: KMEA
Project: 16003.008
Location: Former MCAS Tustin

Matrix: Groundwater
Date Collected: 12-Jul-18 17:40

Laboratory Data

Lab Sample: 1801766-05
Date Received: 14-Jul-18 08:57

Column: BEH C18

Analyte	CAS Number	Conc. (ng/L)	DL	LOD	LOQ	Qualifiers	Batch	Extracted	Samp Size	Analyzed	Dilution
PFBS	375-73-5	6430	55.1	80.3	161	D	B8G0154	20-Jul-18	0.249 L	17-Aug-18 12:02	40
PFHxA	307-24-4	9750	55.1	80.3	161	D	B8G0154	20-Jul-18	0.249 L	17-Aug-18 12:02	40
PFHpA	375-85-9	4420	55.1	80.3	161	D	B8G0154	20-Jul-18	0.249 L	17-Aug-18 12:02	40
PFHxS	355-46-4	111000	55.1	80.3	161	E, D	B8G0154	20-Jul-18	0.249 L	17-Aug-18 12:02	40
PFOA	335-67-1	38400	55.1	80.3	161	B, D	B8G0154	20-Jul-18	0.249 L	17-Aug-18 12:02	40
PFNA	375-95-1	146	1.38	2.01	4.02		B8G0154	20-Jul-18	0.249 L	25-Jul-18 22:08	1
PFOS	1763-23-1	22500	55.1	80.3	161	D	B8G0154	20-Jul-18	0.249 L	17-Aug-18 12:02	40
PFDA	335-76-2	15.8	1.38	2.01	4.02		B8G0154	20-Jul-18	0.249 L	25-Jul-18 22:08	1
MeFOSAA	2355-31-9	ND	1.38	2.01	4.02		B8G0154	20-Jul-18	0.249 L	25-Jul-18 22:08	1
EtFOSAA	2991-50-6	ND	1.38	2.01	4.02		B8G0154	20-Jul-18	0.249 L	25-Jul-18 22:08	1
PFUnA	2058-94-8	ND	1.38	2.01	4.02		B8G0154	20-Jul-18	0.249 L	25-Jul-18 22:08	1
PFDoA	307-55-1	ND	1.38	2.01	4.02		B8G0154	20-Jul-18	0.249 L	25-Jul-18 22:08	1
PFTrDA	72629-94-8	ND	1.38	2.01	4.02		B8G0154	20-Jul-18	0.249 L	25-Jul-18 22:08	1
PFTeDA	376-06-7	ND	1.38	2.01	4.02		B8G0154	20-Jul-18	0.249 L	25-Jul-18 22:08	1

Labeled Standards	Type	% Recovery	Limits	Qualifiers	Batch	Extracted	Samp Size	Analyzed	Dilution
13C3-PFBS	IS	69.6	50 - 150	D	B8G0154	20-Jul-18	0.249 L	17-Aug-18 12:02	40
13C2-PFHxA	IS	191	50 - 150	D, H	B8G0154	20-Jul-18	0.249 L	17-Aug-18 12:02	40
13C4-PFHpA	IS	89.0	50 - 150	D	B8G0154	20-Jul-18	0.249 L	17-Aug-18 12:02	40
18O2-PFHxS	IS	49.5	50 - 150	D, H	B8G0154	20-Jul-18	0.249 L	17-Aug-18 12:02	40
13C2-PFOA	IS	107	50 - 150	D	B8G0154	20-Jul-18	0.249 L	17-Aug-18 12:02	40
13C5-PFNA	IS	72.3	50 - 150	D	B8G0154	20-Jul-18	0.249 L	17-Aug-18 12:02	40
13C8-PFOS	IS	332	50 - 150	D, H	B8G0154	20-Jul-18	0.249 L	17-Aug-18 12:02	40
13C2-PFDA	IS	43.7	50 - 150	D, H	B8G0154	20-Jul-18	0.249 L	17-Aug-18 12:02	40
d3-MeFOSAA	IS	65.1	50 - 150	D	B8G0154	20-Jul-18	0.249 L	17-Aug-18 12:02	40
d5-EtFOSAA	IS	72.4	50 - 150	D	B8G0154	20-Jul-18	0.249 L	17-Aug-18 12:02	40
13C2-PFUnA	IS	67.3	50 - 150	D	B8G0154	20-Jul-18	0.249 L	17-Aug-18 12:02	40
13C2-PFDoA	IS	71.6	50 - 150	D	B8G0154	20-Jul-18	0.249 L	17-Aug-18 12:02	40
13C2-PFTeDA	IS	68.1	50 - 150		B8G0154	20-Jul-18	0.249 L	25-Jul-18 22:08	1

DL - Detection Limit

LOD - Limit of Detection
LOQ - Limit of quantitation

Results reported to the DL.

When reported, PFHxS, PFOA, PFOS, MeFOSAA and EtFOSAA include both linear and branched isomers. Only the linear isomer is reported for all other analytes.

Sample ID: IS720W03S-20180712

PFAS Isotope Dilution Method

Client Data

Name: KMEA
Project: 16003.008
Location: Former MCAS Tustin

Matrix: Groundwater
Date Collected: 12-Jul-18 19:05

Laboratory Data

Lab Sample: 1801766-06
Date Received: 14-Jul-18 08:57

Column: BEH C18

Analyte	CAS Number	Conc. (ng/L)	DL	LOD	LOQ	Qualifiers	Batch	Extracted	Samp Size	Analyzed	Dilution
PFBS	375-73-5	52.2	1.47	2.14	4.28		B8G0154	20-Jul-18	0.234 L	25-Jul-18 22:18	1
PFHxA	307-24-4	305	1.47	2.14	4.28		B8G0154	20-Jul-18	0.234 L	25-Jul-18 22:18	1
PFHpA	375-85-9	89.9	1.47	2.14	4.28		B8G0154	20-Jul-18	0.234 L	25-Jul-18 22:18	1
PFHxS	355-46-4	299	1.47	2.14	4.28		B8G0154	20-Jul-18	0.234 L	25-Jul-18 22:18	1
PFOA	335-67-1	884	1.47	2.14	4.28	B	B8G0154	20-Jul-18	0.234 L	25-Jul-18 22:18	1
PFNA	375-95-1	2.34	1.47	2.14	4.28	J	B8G0154	20-Jul-18	0.234 L	25-Jul-18 22:18	1
PFOS	1763-23-1	215	1.47	2.14	4.28		B8G0154	20-Jul-18	0.234 L	25-Jul-18 22:18	1
PFDA	335-76-2	ND	1.47	2.14	4.28		B8G0154	20-Jul-18	0.234 L	25-Jul-18 22:18	1
MeFOSAA	2355-31-9	ND	1.47	2.14	4.28		B8G0154	20-Jul-18	0.234 L	25-Jul-18 22:18	1
EtFOSAA	2991-50-6	ND	1.47	2.14	4.28		B8G0154	20-Jul-18	0.234 L	25-Jul-18 22:18	1
PFUnA	2058-94-8	ND	1.47	2.14	4.28		B8G0154	20-Jul-18	0.234 L	25-Jul-18 22:18	1
PFDoA	307-55-1	ND	1.47	2.14	4.28		B8G0154	20-Jul-18	0.234 L	25-Jul-18 22:18	1
PFTrDA	72629-94-8	ND	1.47	2.14	4.28		B8G0154	20-Jul-18	0.234 L	25-Jul-18 22:18	1
PFTeDA	376-06-7	ND	1.47	2.14	4.28		B8G0154	20-Jul-18	0.234 L	25-Jul-18 22:18	1

Labeled Standards	Type	% Recovery	Limits	Qualifiers	Batch	Extracted	Samp Size	Analyzed	Dilution
13C3-PFBS	IS	149	50 - 150		B8G0154	20-Jul-18	0.234 L	25-Jul-18 22:18	1
13C2-PFHxA	IS	87.0	50 - 150		B8G0154	20-Jul-18	0.234 L	25-Jul-18 22:18	1
13C4-PFHpA	IS	90.2	50 - 150		B8G0154	20-Jul-18	0.234 L	25-Jul-18 22:18	1
18O2-PFHxS	IS	87.4	50 - 150		B8G0154	20-Jul-18	0.234 L	25-Jul-18 22:18	1
13C2-PFOA	IS	88.5	50 - 150		B8G0154	20-Jul-18	0.234 L	25-Jul-18 22:18	1
13C5-PFNA	IS	80.5	50 - 150		B8G0154	20-Jul-18	0.234 L	25-Jul-18 22:18	1
13C8-PFOS	IS	90.6	50 - 150		B8G0154	20-Jul-18	0.234 L	25-Jul-18 22:18	1
13C2-PFDA	IS	62.7	50 - 150		B8G0154	20-Jul-18	0.234 L	25-Jul-18 22:18	1
d3-MeFOSAA	IS	99.0	50 - 150		B8G0154	20-Jul-18	0.234 L	25-Jul-18 22:18	1
d5-EtFOSAA	IS	89.1	50 - 150		B8G0154	20-Jul-18	0.234 L	25-Jul-18 22:18	1
13C2-PFUnA	IS	58.5	50 - 150		B8G0154	20-Jul-18	0.234 L	25-Jul-18 22:18	1
13C2-PFDoA	IS	77.9	50 - 150		B8G0154	20-Jul-18	0.234 L	25-Jul-18 22:18	1
13C2-PFTeDA	IS	111	50 - 150		B8G0154	20-Jul-18	0.234 L	25-Jul-18 22:18	1

DL - Detection Limit

LOD - Limit of Detection
LOQ - Limit of quantitation

Results reported to the DL.

When reported, PFHxS, PFOA, PFOS, MeFOSAA and EtFOSAA include both linear and branched isomers. Only the linear isomer is reported for all other analytes.

Vista Analytical Laboratory

Sample ID: I012MW13S-20180712

PFAS Isotope Dilution Method

Client Data

Name: KMEA
Project: 16003.008
Location: Former MCAS Tustin

Matrix: Groundwater
Date Collected: 12-Jul-18 20:10

Laboratory Data

Lab Sample: 1801766-07
Date Received: 14-Jul-18 08:57

Column: BEH C18

Analyte	CAS Number	Conc. (ng/L)	DL	LOD	LOQ	Qualifiers	Batch	Extracted	Samp Size	Analyzed	Dilution
PFBS	375-73-5	3660	26.3	38.3	76.8	D	B8G0223	30-Jul-18	0.261 L	17-Aug-18 03:48	20
PFHxA	307-24-4	13400	26.3	38.3	76.8	D	B8G0223	30-Jul-18	0.261 L	17-Aug-18 03:48	20
PFHpA	375-85-9	6220	26.3	38.3	76.8	D	B8G0223	30-Jul-18	0.261 L	17-Aug-18 03:48	20
PFHxS	355-46-4	103000	26.3	38.3	76.8	B, E, D	B8G0223	30-Jul-18	0.261 L	17-Aug-18 03:48	20
PFOA	335-67-1	34400	26.3	38.3	76.8	D	B8G0223	30-Jul-18	0.261 L	17-Aug-18 03:48	20
PFNA	375-95-1	127	1.50	2.19	4.38		B8G0154	20-Jul-18	0.228 L	25-Jul-18 22:29	1
PFOS	1763-23-1	19700	26.3	38.3	76.8	D	B8G0223	30-Jul-18	0.261 L	17-Aug-18 03:48	20
PFDA	335-76-2	12.0	1.50	2.19	4.38		B8G0154	20-Jul-18	0.228 L	25-Jul-18 22:29	1
MeFOSAA	2355-31-9	ND	1.50	2.19	4.38		B8G0154	20-Jul-18	0.228 L	25-Jul-18 22:29	1
EtFOSAA	2991-50-6	ND	1.50	2.19	4.38		B8G0154	20-Jul-18	0.228 L	25-Jul-18 22:29	1
PFUnA	2058-94-8	ND	1.50	2.19	4.38		B8G0154	20-Jul-18	0.228 L	25-Jul-18 22:29	1
PFDoA	307-55-1	ND	1.50	2.19	4.38		B8G0154	20-Jul-18	0.228 L	25-Jul-18 22:29	1
PFTrDA	72629-94-8	ND	1.50	2.19	4.38		B8G0154	20-Jul-18	0.228 L	25-Jul-18 22:29	1
PFTeDA	376-06-7	ND	1.50	2.19	4.38		B8G0154	20-Jul-18	0.228 L	25-Jul-18 22:29	1

Labeled Standards	Type	% Recovery	Limits	Qualifiers	Batch	Extracted	Samp Size	Analyzed	Dilution
13C3-PFBS	IS	248	50 - 150	D, H	B8G0223	30-Jul-18	0.261 L	17-Aug-18 03:48	20
13C2-PFHxA	IS	233	50 - 150	D, H	B8G0223	30-Jul-18	0.261 L	17-Aug-18 03:48	20
13C4-PFHpA	IS	115	50 - 150	D	B8G0223	30-Jul-18	0.261 L	17-Aug-18 03:48	20
18O2-PFHxS	IS	52.3	50 - 150	D	B8G0223	30-Jul-18	0.261 L	17-Aug-18 03:48	20
13C2-PFOA	IS	186	50 - 150	D, H	B8G0223	30-Jul-18	0.261 L	17-Aug-18 03:48	20
13C5-PFNA	IS	97.0	50 - 150		B8G0154	20-Jul-18	0.228 L	25-Jul-18 22:29	1
13C8-PFOS	IS	81.5	50 - 150	D	B8G0223	30-Jul-18	0.261 L	17-Aug-18 03:48	20
13C2-PFDA	IS	79.3	50 - 150		B8G0154	20-Jul-18	0.228 L	25-Jul-18 22:29	1
d3-MeFOSAA	IS	80.8	50 - 150		B8G0154	20-Jul-18	0.228 L	25-Jul-18 22:29	1
d5-EtFOSAA	IS	70.6	50 - 150		B8G0154	20-Jul-18	0.228 L	25-Jul-18 22:29	1
13C2-PFUnA	IS	69.7	50 - 150		B8G0154	20-Jul-18	0.228 L	25-Jul-18 22:29	1
13C2-PFDoA	IS	76.3	50 - 150		B8G0154	20-Jul-18	0.228 L	25-Jul-18 22:29	1
13C2-PFTeDA	IS	80.9	50 - 150		B8G0154	20-Jul-18	0.228 L	25-Jul-18 22:29	1

DL - Detection Limit
LOD - Limit of Detection
LOQ - Limit of quantitation

Results reported to the DL.

When reported, PFHxS, PFOA, PFOS, MeFOSAA and EtFOSAA include both linear and branched isomers. Only the linear isomer is reported for all other analytes.

DATA QUALIFIERS & ABBREVIATIONS

B	**This compound was also detected in the method blank**
Conc.	**Concentration**
D	**Dilution**
DL	**Detection limit**
E	**The associated compound concentration exceeded the calibration range of the instrument**
H	**Recovery and/or RPD was outside laboratory acceptance limits**
I	**Chemical Interference**
J	**The amount detected is below the Reporting Limit/LOQ**
LOD	**Limits of Detection**
LOQ	**Limits of Quantitation**
M	**Estimated Maximum Possible Concentration (CA Region 2 projects only)**
NA	**Not applicable**
ND	**Not Detected**
Q	**Ion ratio outside of 70-130% of Standard Ratio. (DOD PFAS projects only)**
TEQ	**Toxic Equivalency**
U	**Not Detected (specific projects only)**
*****	**See Cover Letter**

Unless otherwise noted, solid sample results are reported in dry weight. Tissue samples are reported in wet weight.

CERTIFICATIONS

Accrediting Authority	Certificate Number
Alaska Department of Environmental Conservation	17-013
Arkansas Department of Environmental Quality	17-015-0
California Department of Health – ELAP	2892
DoD ELAP - A2LA Accredited - ISO/IEC 17025:2005	3091.01
Florida Department of Health	E87777-18
Hawaii Department of Health	N/A
Louisiana Department of Environmental Quality	01977
Maine Department of Health	2016026
Minnesota Department of Health	1322288
New Hampshire Environmental Accreditation Program	207717
New Jersey Department of Environmental Protection	CA003
New York Department of Health	11411
Oregon Laboratory Accreditation Program	4042-008
Pennsylvania Department of Environmental Protection	014
Texas Commission on Environmental Quality	T104704189-17-8
Virginia Department of General Services	9077
Washington Department of Ecology	C584
Wisconsin Department of Natural Resources	998036160

Current certificates and lists of licensed parameters are located in the Quality Assurance office and are available upon request.

Rev. Date: 06/27/2017

Vista Analytical Laboratory

CHAIN OF CUSTODY

For Laboratory Use Only
Work Order #: 1801766 Temp: 0.8 °C
Storage ID: WR-2 Storage Secured: Yes ☑ No ☐

Project ID: 16003.08 PO#: PO000798 Sampler: K. Knok J. Dumont (name)

TAT (check one): Standard: ☐ 21 days; Rush (surcharge may apply): ☒ 14 days ☐ 7 days Specify: ____

Invoice to: Name	Company	Address	City	State	Ph#	Fax#
Invoices	KMEA	2423 Hoover Avenue	National City	CA	(619) 319-5900	(619) 434-3510

Relinquished by (printed name and signature)	Date	Time	Received by (printed name and signature)	Date	Time
1Kelly Knok KCC.	7/12/18	2020	Bettina Benedict Bett Benedict	07/14/18	0935
Relinquished by (printed name and signature)	Date	Time	Received by (printed name and signature)	Date	Time

SHIP TO: Vista Analytical Laboratory
1104 Windfield Way
El Dorado Hills, CA 95762
(916) 673-1520 * Fax (916) 673-0106

ATTN: ____ Method of Shipment: ____ Tracking No.: ____

Add Analysis(es) Requested

Sample ID	Date	Time	Location/Sample Description	Container(s) Quantity	Container(s) Type	Container(s) Matrix	Mod. EPA Method 537: PFOA/PFOS	Mod. EPA Method 537: UCMR3 PFAS List:6	Mod. EPA Method 537: 537 List: 14	Mod. EPA Method 537: Full List of 26	Mod. EPA Method 537: Other: Please List Below	EPA Method 537(DW only): PFOA/PFOS	EPA Method 537(DW only): UCMR3 PFAS List:6	EPA Method 537(DW only): PFAS List: 14	Comments
SB01-20180712	7/12/18	1440	Former MCAS Tustin	2	P	O			/						Level 3
IS720W02S-20180712	7/12/18	1620	Former MCAS Tustin	2	P	O			/						Level 4
EB01-20180712	7/12/18	1625	Former MCAS Tustin	2	P	O			/						Level 3
IS720W06S-20180712	7/12/18	1735	Former MCAS Tustin	2	P	O			/						Level 3
DUP01-20180712	7/12/18	1740	Former MCAS Tustin	2	P	O			/						Level 3
IS720W03S-20180712	7/12/18	1905	Former MCAS Tustin	2	P	O			/						
~~EB02-20180712~~															Level 3
ID12MW13S-20180712	7/12/18	2010	Former MCAS Tustin	2	P	O			/						

Special Instructions/Comments: ____

SEND DOCUMENTATION AND RESULTS TO:
Name: Kelly Knok | Kurt Myers | Kim Shirodi
Company: ____
Address: ____
City: ____ State: ____ Zip: ____
Phone: ____ Fax: ____
Email: kknok@kmea.net *

Container Types: P= HDPE, PJ= HDPE Jar
O = Other: ____

Bottle Preservation Type: T = Thiosulfate,
TZ = Trizma: ____

Matrix Types: AQ = Aqueous, DW = Drinking Water, EF = Effluent, PP = Pulp/Paper, SD = Sediment, SL = Sludge, SO = Soil, WW = Wastewater, B = Blood/Serum, O = Other: groundwater

* kurt.myers@woodplc.com
kimberly.shirodi@woodplc.com

Page: 1 of 1

Vista Analytical Laboratory

Sample Log-in Checklist

Vista Work Order #: 1801766 **TAT** 14 days

Samples Arrival:	**Date/Time** 07/14/18 0857	**Initials:** BB	**Location:** WR-2 **Shelf/Rack:** NA
Logged In:	**Date/Time** 07/16/18 1205	**Initials:** WWS	**Location:** WR-2 **Shelf/Rack:** E-2

Delivered By:	(FedEx)	UPS	On Trac	GSO	DHL	Hand Delivered	Other
Preservation:	(Ice)		Blue Ice		Dry Ice		None

Temp °C: 0.9	(uncorrected)	**Time:** 0933	**Thermometer ID:** IR-4
Temp °C: 0.8	(corrected)	**Probe used:** Yes☐ No☑	

	YES	NO	NA
Adequate Sample Volume Received?	WWS		
Holding Time Acceptable?	WWS		
Shipping Container(s) Intact?	BLB		
Shipping Custody Seals Intact?	BLB		
Shipping Documentation Present?	BLB		
Airbill — Trk # 7818 3434 7102	BLB		
Sample Container Intact?	WWS		
Sample Custody Seals Intact?			WWS
Chain of Custody / Sample Documentation Present?	BLB		
COC Anomaly/Sample Acceptance Form completed?		WWS	WWS

If Chlorinated or Drinking Water Samples, Acceptable Preservation?						WWS
Preservation Documented:	$Na_2S_2O_3$	Trizma	(None)	(Yes)	No	NA
Shipping Container	(Vista)	Client	(Retain)	Return	Dispose	

Comments:

EXTRACTION INFORMATION

Process Sheet

Workorder: 1801766

Prep Expiration: 2018-Jul-26
Client: KMEA

Workorder Due: 06-Aug-18 00:00

TAT: 23

Method: **537M PFAS DOD (LOQ as mRL)**
Matrix: **Aqueous**

Prep Batch: B8G0154

Prep Data Entered: 7/21/18 FS
Date and Initials

Version: 537 (14 Analyte)
DoD: DoD QSM 5.1

Initial Sequence: SEQ 0072 4 elm 7/24/18

LabSampID	A/B	Prep Rec	Spike Rec	ClientSampleID	Comments	Location	Container
1801766-01		☑	☑	SB01-20180712		WR-2 E-2	HDPE Bottle, 250 mL
1801766-02		☑	☑	IS720W02S-20180712		WR-2 E-2	HDPE Bottle, 250 mL
1801766-03		☑	☑	EB01-20180712		WR-2 E-2	HDPE Bottle, 250 mL
1801766-04		☑	☑	IS720W06S-20180712		WR-2 E-2	HDPE Bottle, 250 mL
1801766-05		☑	☑	DUP01-20180712		WR-2 E-2	HDPE Bottle, 250 mL
1801766-06		☑	☑	IS720W03S-20180712		WR-2 E-2	HDPE Bottle, 250 mL
1801766-07		☑	☑	I012MW13S-20180712		WR-2 E-2	HDPE Bottle, 250 mL

Pre-Prep Check Out: HB 7/19/18
Pre-Prep Check In: HB 7/19/18

Prep Check Out: AE 7/20/18
Prep Check In: NA

Prep Reconciled Initals/Date: HB 7/19/18
Spike Reconciled Initals/Date: AE 7/20/18
VialBoxID: PURSE

PREPARATION BENCH SHEET

Matrix: Aqueous

Method: 537M PFAS DOD (LOQ as mRL)

B8G0154

Chemist: 7R

Prep Date: 7.20.18

Prep Time: 9:15

Prepared using: LCMS - SPE Extraction-LCMS

Date/Initals: HB 7/19/18 BalanceID: HRMS8

Cen	VISTA Sample ID	pH Before	pH After	Chlorine (Cl)	Drops HCl Added	Bottle + Sample (g)	Bottle Only (g)	Sample Amt. (L)	IS/NS CHEM/WIT DATE	SPE	RS CHEM/WIT DATE
☐	B8G0154-BLK1 (A)	5	2	0	3	NA	NA	(0.250)	7R aE 7.20.18	aE 7/20/18	7R aE 7.20.18
☐	B8G0154-BS1	5	2	0	3	↓	↓	(0.250)	↓	↓	↓
☒	B8G0154-MS1 1801814-02	4	2	0	3	145.56	26.88	0.11868			
☒	B8G0154-MSD1 1801814-02	4	2	0	3	144.34	26.92	0.11742			
☐	1801766-01	4	2	0	4	286.96	37.16	0.2498 ✓			
☐	1801766-02	5	2	0	12	295.97	37.62	0.25835 ✓			
☐	1801766-03	4	2	0	6	287.55	37.44	0.25011 ✓			
☒	1801766-04	4	2	0	4	264.20	37.50	0.2267 ✓			
☐	1801766-05	5	2	0	4	285.94	37.32	0.24862 ✓			
☒	1801766-06	5	2	0	4	~~267.66~~ HB 7/19/18 271.21	37.51	0.2337 ✓			
☒	1801766-07	5	2	0	4	265.06	37.60	0.22806 ✓			
☐	1801812-01	7	2	0	3	147.88	26.73	0.12115			
☐	1801812-02	7	2	0	3	142.94	26.80	0.11614			
☐	1801812-03	7	2	0	3	147.81	26.69	0.12112			
☐	1801812-04	7	2	0	3	145.79	26.75	0.11904			
☐	1801812-05	7	2	0	3	143.88	26.75	0.11713			

IS: 18F0405, 10mL (V3)

IS SUP: NA

NS: 18F2025, 10mL (V3)

RS: 18F0406, 10mL (V3)

SPE Chem: X-AW 33um 200mg/6mL

Ele SOLV: MeOH/0.5% NH4OH in MeOH

Final Volume(s): 1 mL

Notes: (A) 1.25g Trizma added to QCs. HB 7/19/18

Comments: Assume 1 g = 1 mL

Cen = Centrifuged

PREPARATION BENCH SHEET

Matrix: Aqueous

Method: 537M PFAS DOD (LOQ as mRL)

B8G0154

Chemist: 7R

Prep Date: 7·20·18

Prep Time: 9:15

Prepared using: LCMS - SPE Extraction-LCMS

Date/Initals: ~~HRMS-8~~ HB 7/19/18 | BalanceID: HRMS-8

Cen	VISTA Sample ID	pH Before	pH After	Chlorine (Cl)	Drops HCl Added	Bottle + Sample (g)	Bottle Only (g)	Sample Amt. (L)	IS/NS CHEM/WIT DATE	SPE	RS CHEM/WIT DATE
☐	1801813-01	7	2	0	~~2~~ 3	149.12	26.85	0.12227	7R aE 7·20·18	aE 7/20/18	7R aE 7·20·18
☐	1801813-02	7	2	0	~~2~~ 3	149.20	26.63	0.12257	↓	↓	↓
☐	1801813-03	7	2	0	~~2~~ 3	140.85	26.83	0.11402	↓	↓	↓
☐	1801813-04	7	2	0	3	147.85	26.78	0.12107	↓	↓	↓
☐	1801814-01	4	2	0	3	139.13	26.83	0.1123	↓	↓	↓
☒	1801814-02	4	2	0	3	143.06	27.01	0.11605	↓	↓	↓

IS: ~~18F4045~~ 18F0405, 10 µL (V3) 7/20/18 aE	SPE Chem: X-AW 33 µm 200 mg / 6 mL	Notes:
IS SUP: NA	Ele SOLV: MeOH/0.5% NH_4OH in MeOH	
NS: 18F2025, 10 µL (V3)	Final Volume(s) 1 mL	
RS: 18F0406, 10 µL (V3)		

Comments: Assume 1 g = 1 mL

Cen = Centrifuged

Batch: B8G0154

Matrix: Aqueous

LabNumber	WetWeight (Initial)	% Solids (Extraction Solids)	DryWeight	Final	Extracted	Ext By	Spike	SpikeAmount	ClientMatrix	Analysis
1801766-01	0.2498	NA	NA	1000	20-Jul-18 09:15	FBR			Groundwater	537M PFAS DOD (LOQ as
1801766-02	0.25835			1000	20-Jul-18 09:15	FBR			Groundwater	537M PFAS DOD (LOQ as
1801766-03	0.25011			1000	20-Jul-18 09:15	FBR			Groundwater	537M PFAS DOD (LOQ as
1801766-04	0.2267			1000	20-Jul-18 09:15	FBR			Groundwater	537M PFAS DOD (LOQ as
1801766-05	0.24862			1000	20-Jul-18 09:15	FBR			Groundwater	537M PFAS DOD (LOQ as
1801766-06	0.2337			1000	20-Jul-18 09:15	FBR			Groundwater	537M PFAS DOD (LOQ as
1801766-07	0.22806			1000	20-Jul-18 09:15	FBR			Groundwater	537M PFAS DOD (LOQ as
1801812-01	0.12115			1000	20-Jul-18 09:15	FBR			Potable Water	537M PFAS DOD (LOQ as
1801812-02	0.11614			1000	20-Jul-18 09:15	FBR			Potable Water	537M PFAS DOD (LOQ as
1801812-03	0.12112			1000	20-Jul-18 09:15	FBR			Potable Water	537M PFAS DOD (LOQ as
1801812-04	0.11904			1000	20-Jul-18 09:15	FBR			Potable Water	537M PFAS DOD (LOQ as
1801812-05	0.11713			1000	20-Jul-18 09:15	FBR			Potable Water	537M PFAS DOD (LOQ as
1801813-01	0.12227			1000	20-Jul-18 09:15	FBR			QC Water	537M PFAS DOD (LOQ as
1801813-02	0.12257			1000	20-Jul-18 09:15	FBR			QC Water	537M PFAS DOD (LOQ as
1801813-03	0.11402			1000	20-Jul-18 09:15	FBR			QC Water	537M PFAS DOD (LOQ as
1801813-04	0.12107			1000	20-Jul-18 09:15	FBR			QC Water	537M PFAS DOD (LOQ as
1801814-01	0.1123			1000	20-Jul-18 09:15	FBR			Water	537M PFAS DOD (LOQ as
1801814-02	0.11605			1000	20-Jul-18 09:15	FBR			Water	537M PFAS DOD (LOQ as
B8G0154-BLK1	0.25			1000	20-Jul-18 09:15	FBR				QC
B8G0154-BS1	0.25			1000	20-Jul-18 09:15	FBR	18F2025	10		QC
B8G0154-MS1	0.11868			1000	20-Jul-18 09:15	FBR	18F2025	10		QC
B8G0154-MSD1	0.11742			1000	20-Jul-18 09:15	FBR	18F2025	10		QC

FS 7/21/18

Process Sheet

Workorder: 1801766

RX

Prep Expiration: 2018-Jul-26
Client: KMEA

Workorder Due: 06-Aug-18 00:00

TAT: 23

Method: **537M PFAS DOD (LOQ as mRL)**
Matrix: **Aqueous**

Prep Batch: B8G0223

Prep Data Entered: MJ 08/01/18
Date and Initials

Version: 537 (14 Analyte)
DoD: DoD QSM 5.1

Initial Sequence: S8H0022

LabSampID	A/B	Prep Rec	Spike Rec	ClientSampleID	Comments	Location	Container
1801766-01	"B"	☑	☑	SB01-20180712		WR-2 E-2	HDPE Bottle, 250 mL
1801766-02		☑	☑	IS720W02S-20180712		WR-2 E-2	HDPE Bottle, 250 mL
1801766-03		☑	☑	EB01-20180712		WR-2 E-2	HDPE Bottle, 250 mL
1801766-04		☑	☑	IS720W06S-20180712		WR-2 E-2	HDPE Bottle, 250 mL
1801766-05		☑	☑	DUP01-20180712		WR-2 E-2	HDPE Bottle, 250 mL
1801766-06		☑	☑	IS720W03S-20180712		WR-2 E-2	HDPE Bottle, 250 mL
1801766-07		☑	☑	I012MW13S-20180712		WR-2 E-2	HDPE Bottle, 250 mL

Pre-Prep Check Out: AE 7/30/18
Pre-Prep Check In: NA

Prep Check Out: NA
Prep Check In: NA

Prep Reconciled Initals/Date: AE 7/30/18
Spike Reconciled Initals/Date: AE 7/30/18
VialBoxID: Inst. Rm.

PREPARATION BENCH SHEET

Matrix: Aqueous

Method: 537M PFAS DOD (LOQ as mRL)

B8G0223

Chemist: JR

Prep Date: 7/30/18

Prep Time: 1130

Prepared using: LCMS - SPE Extraction-LCMS

Date/Initals: 7/30/18 AE | BalanceID: HRMS-08

Cen	VISTA Sample ID	pH Before	pH After	Chlorine (Cl)	Drops HCl Added	Bottle + Sample (g)	Bottle Only (g) 7/31/18 ST	Sample Amt. (L) 7/31/18 ST	IS/NS CHEM/WIT DATE	SPE	RS CHEM/WIT DATE
☐	B8G0223-BLK1 (A)(B)	7	2	Φ	5	NA	NA	(0.250)	JR MJ 7/30/18	JR 7/30/18	JB HN 7/30/18
☐	B8G0223-BS1 (A)	6	2	Φ	5	↓	↓	(0.250)	↓	↓	↓
☑	B8G0223-MS1 1801814-02RE1	6	2	Φ	3	149.63	26.85	0.12278			
☑	B8G0223-MSD1 1801814-02RE1	6	2	Φ	3	149.29	26.96	0.12233			
☐	1801766-01RE1	5	2	Φ	3	299.71	37.44	0.26227			
☐	1801766-02RE1	6	2	Φ	8	297.39	37.65	0.25974			
☐	1801766-03RE1	4	2	Φ	3	299.01	37.85	0.26116			
☑	1801766-04RE1	6	2	Φ	11	298.42	37.21	0.26126			
☑	1801766-05RE1	6	2	Φ	9	293.99	37.41	0.25658			
☑	1801766-06RE1	6	2	Φ	8	296.51	37.42	0.25909			
☑	1801766-07RE1	6	2	Φ	9	298.01	37.51	0.26050			
☐	1801812-01RE1	7	2	Φ	7	150.15	26.76	0.12339			
☐	1801812-02RE1	7	2	Φ	8	147.40	26.80	0.12060			
☐	1801812-03RE1	7	2	Φ	8	148.32	26.82	0.12150			
☐	1801812-04RE1	7	2	Φ	8	147.49	26.73	0.12076			
☐	1801812-05RE1	7	2	Φ	8	148.57	26.79	0.12178			

IS: 18F0405, 10µL (V1)

IS SUP: NA

NS: 18F2025, 10µL (V1)

RS: 18F0406, 10µL (V2)

SPE Chem: ~~Strata~~ X-AW 33µm 200mg/6mL

Ele SOLV: MeOH/.5% NH4OH in MeOH

Final Volume(s) 1mL

Notes:

(A) 1.25 g trizma added to QC samples AE 7/30/18

(B) EMI-Carb used. Lot # 10262101. JR 7/31/18

Comments: Assume 1 g = 1 mL

Cen = Centrifuged

PREPARATION BENCH SHEET

Matrix: Aqueous

Method: 537M PFAS DOD (LOQ as mRL)

B8G0223

Chemist: SR

Prep Date: 7/30/18

Prep Time: 1130

Prepared using: LCMS - SPE Extraction-LCMS

		Date/Initals:				BalanceID:					
Cen	VISTA Sample ID	pH Before	pH After	Chlorine (Cl)	Drops HCl Added	Bottle + Sample (g)	Bottle Only (g) 7/31/18 ST	Sample Amt. (L) 7/31/18 ST	IS/NS CHEM/WIT DATE	SPE	RS CHEM/WIT DATE
☐	1801813-01RE1 (B)	7	2	Ø	7	147.66	26.71	0.12089	SR MB 7/30/18	SR 7/30/18	SR HN 7/30/18
☐	1801813-02RE1	7	2	Ø	4	150.31	26.69	0.12362	↓	↓	↓
☐	1801813-03RE1	7	2	Ø	4	146.61	26.53	0.12008			
☐	1801813-04RE1	7	2	Ø	6	149.09	26.78	0.12231			
☐	1801814-01RE1	5	2	Ø	3	148.54	26.84	0.12170			
☑	1801814-02RE1	6	2	Ø	3	146.25	26.91	0.11934			

IS: 18F0405, 10µL (V_1)

IS SUP: NA

NS: 18F2025, 10µL (V_1)

RS: 18F0406, 10µL (V_2)

SPE Chem: Strata X-AW 33µm 200mg/6mL

Ele SOLV: MeOH/.5% NH4OH in MeOH

Final Volume(s) 1mL

Notes: (B) ENVI-Carb used. Lot # 10262101. SR 7/31/18

Comments: Assume 1 g = 1 mL

Cen = Centrifuged

Batch: B8G0223

Matrix: Aqueous

LabNumber	WetWeight (Initial)	% Solids (Extraction Solids)	DryWeight	Final	Extracted	Ext By	Spike	SpikeAmount	ClientMatrix	Analysis
1801766-01RE1	0.26227 ✓	NA	NA	1000	30-Jul-18 11:30	JMR			Groundwater	537M PFAS DOD (LOQ as
1801766-02RE1	0.25974 ✓			1000	30-Jul-18 11:30	JMR			Groundwater	537M PFAS DOD (LOQ as
1801766-03RE1	0.26116 ✓			1000	30-Jul-18 11:30	JMR			Groundwater	537M PFAS DOD (LOQ as
1801766-04RE1	0.26121 ✓			1000	30-Jul-18 11:30	JMR			Groundwater	537M PFAS DOD (LOQ as
1801766-05RE1	0.25658 ✓			1000	30-Jul-18 11:30	JMR			Groundwater	537M PFAS DOD (LOQ as
1801766-06RE1	0.25909 ✓			1000	30-Jul-18 11:30	JMR			Groundwater	537M PFAS DOD (LOQ as
1801766-07RE1	0.2605 ✓			1000	30-Jul-18 11:30	JMR			Groundwater	537M PFAS DOD (LOQ as
1801812-01RE1	0.12339 ✓			1000	30-Jul-18 11:30	JMR			Potable Water	537M PFAS DOD (LOQ as
1801812-02RE1	0.1206 ✓			1000	30-Jul-18 11:30	JMR			Potable Water	537M PFAS DOD (LOQ as
1801812-03RE1	0.1215 ✓			1000	30-Jul-18 11:30	JMR			Potable Water	537M PFAS DOD (LOQ as
1801812-04RE1	0.12076 ✓			1000	30-Jul-18 11:30	JMR			Potable Water	537M PFAS DOD (LOQ as
1801812-05RE1	0.12178 ✓			1000	30-Jul-18 11:30	JMR			Potable Water	537M PFAS DOD (LOQ as
1801813-01RE1	0.12089 ✓			1000	30-Jul-18 11:30	JMR			QC Water	537M PFAS DOD (LOQ as
1801813-02RE1	0.12362 ✓			1000	30-Jul-18 11:30	JMR			QC Water	537M PFAS DOD (LOQ as
1801813-03RE1	0.12008 ✓			1000	30-Jul-18 11:30	JMR			QC Water	537M PFAS DOD (LOQ as
1801813-04RE1	0.12231 ✓			1000	30-Jul-18 11:30	JMR			QC Water	537M PFAS DOD (LOQ as
1801814-01RE1	0.1217 ✓			1000	30-Jul-18 11:30	JMR			Water	537M PFAS DoD (LOQ as
~~**1801814-01RE1**~~	~~0.1217~~			~~1000~~	~~30-Jul-18 11:30~~	~~JMR~~			~~Water~~	~~537M PFAS DOD (LOQ as~~
1801814-02RE1	0.11934 ✓	NA	NA	1000	30-Jul-18 11:30	JMR			Water	537M PFAS DoD (LOQ as
~~**1801814-02RE1**~~	~~0.11934~~			~~1000~~	~~30-Jul-18 11:30~~	~~JMR~~			~~Water~~	~~537M PFAS DOD (LOQ as~~
B8G0223-BLK1	0.25 ✓	NA	NA	1000	30-Jul-18 11:30	JMR				QC
B8G0223-BS1	0.25 ✓			1000	30-Jul-18 11:30	JMR	18F2025 ✓	10 ✓		QC
B8G0223-MS1	0.12278 ✓			1000	30-Jul-18 11:30	JMR	18F2025 ✓	10 ✓		QC
B8G0223-MSD1	0.12233 ✓			1000	30-Jul-18 11:30	JMR	18F2025 ✓	10 ✓		QC

wg 8/01/18

wg 8/01/18

wg 08/01/18

Printed: 8/1/2018 9:05:59AM

Sample Data – PFAS Isotope Dilution Method

MMM 8/19/2018

Dataset: F:\Projects\PFAS.PRO\Results\180724M1\180724M1-62.qld

Last Altered: Friday, July 27, 2018 11:15:09 Pacific Daylight Time
Printed: Friday, July 27, 2018 11:15:18 Pacific Daylight Time

Name: 180724M1_62, Date: 25-Jul-2018, Time: 07:47:39, ID: B8G0154-BLK1 Method Blank 0.25, Description: Method Blank

	#	Name	Trace	Area	IS Area	wt/vol	RRF	RT	Respon...	Conc.	%Rec	Ion Ratio	Ratio Out?
1	1	PFBA	213.0 > 168.8		3.00e3	0.250							
2	2	PFPeA	263.1 > 218.9	3.73e1	3.76e3	0.250	0.000	2.43	0.124	0.5225			
3	3	PFBS	299.0 > 79.7		5.00e2	0.250							
4	4	4:2 FTS	327.2>307.2		6.92e2	0.250							
5	5	PFHxA	313.2 > 268.9		1.08e3	0.250							
6	36	13C3-PFBA	216.1 > 171.8	3.00e3	4.04e3	0.250	0.741	1.43	9.27	40.6403	81.3		
7	37	13C3-PFPeA	266. > 221.8	3.76e3	4.72e3	0.250	0.796	2.43	9.95	38.8638	77.7		
8	38	13C3-PFBS	302. > 98.8	5.00e2	4.72e3	0.250	0.106	2.72	1.32	41.3853	82.8		
9	39	13C2-4:2 FTS	329.2>308.9	6.92e2	4.72e3	0.250	0.147	3.11	1.83	35.6082	71.2		
10	40	13C2-PFHxA	315 > 269.8	1.08e3	4.72e3	0.250	0.574	3.21	2.87	15.5707	77.9		
11	-1												
12	6	PFPeS	349.1>80.1		5.00e2	0.250							
13	7	PFHpA	363.0 > 318.9		2.97e3	0.250							
14	8	L-PFHxS	398.9 > 79.6		5.23e2	0.250							
15	68	Total PFHxS	398.9 > 79.6	0.00e0	5.23e2	0.250			0.000				
16	10	6:2 FTS	427.1 > 407		5.99e2	0.250							
17	38	13C3-PFBS	302. > 98.8	5.00e2	4.72e3	0.250	0.106	2.72	1.32	41.3853	82.8		
18	41	13C4-PFHpA	367.2 > 321.8	2.97e3	4.72e3	0.250	0.628	3.84	7.85	37.5169	75.0		
19	42	18O2-PFHxS	403.0 > 102.6	5.23e2	1.12e3	0.250	0.465	3.98	5.82	48.0753	96.2		
20	42	18O2-PFHxS	403.0 > 102.6	5.23e2	1.12e3	0.250	0.465	3.98	5.82	48.0753	96.2		
21	43	13C2-6:2 FTS	429.1 > 408.9	5.99e2	5.13e3	0.250	0.117	4.31	1.46	34.2158	68.4		
22	-1												
23	11	L-PFOA	413 > 368.7	2.14e2	3.95e3	0.250	0.000	4.36	0.675	2.3067		6.48	YES
24	69	Total PFOA	413 > 368.7	2.14e2	3.95e3	0.250			0.675	2.3067			
25	13	PFHpS	449 > 80.0		1.22e3	0.250							
26	16	L-PFOS	499.1 > 79.9		1.22e3	0.250							
27	70	Total PFOS	499.1 > 79.9	0.00e0	1.22e3	0.250			0.000				
28	44	13C2-PFOA	414.9 > 369.7	3.95e3	5.13e3	0.250	0.771	4.36	9.64	36.6591	73.3		
29	44	13C2-PFOA	414.9 > 369.7	3.95e3	5.13e3	0.250	0.771	4.36	9.64	36.6591	73.3		
30	47	13C8-PFOS	507.0 > 79.9	1.22e3	1.33e3	0.250	0.914	4.88	11.4	42.8421	85.7		
31	47	13C8-PFOS	507.0 > 79.9	1.22e3	1.33e3	0.250	0.914	4.88	11.4	42.8421	85.7		
32	47	13C8-PFOS	507.0 > 79.9	1.22e3	1.33e3	0.250	0.914	4.88	11.4	42.8421	85.7		
33	-1												
34	14	PFNA	463.0 > 418.8		4.00e3	0.250							
35	15	PFOSA	498.2 > 77.9		8.35e2	0.250							
36	18	PFDA	513 > 468.8		3.49e3	0.250							

GM 7/27/2018

MMM 8/19/2018

Dataset: F:\Projects\PFAS.PRO\Results\180724M1\180724M1-62.qld

Last Altered: Friday, July 27, 2018 11:15:09 Pacific Daylight Time
Printed: Friday, July 27, 2018 11:15:18 Pacific Daylight Time

Name: 180724M1_62, Date: 25-Jul-2018, Time: 07:47:39, ID: B8G0154-BLK1 Method Blank 0.25, Description: Method Blank

	#	Name	Trace	Area	IS Area	wt/vol	RRF	RT	Respon...	Conc.	%Rec	Ion Ratio	Ratio Out?
37	19	8:2 FTS	527 > 506.9		6.67e2	0.250							
38	20	PFNS	549.1>80.1		6.67e2	0.250							
39	45	13C5-PFNA	468.2 > 422.9	4.00e3	6.29e3	0.250	0.636	4.80	7.95	33.2157	66.4		
40	46	13C8-PFOSA	506.1 > 77.7	8.35e2	1.08e4	0.250	0.0774	4.85	0.968	14.0166	28.0		
41	48	13C2-PFDA	515.1 > 469.9	3.49e3	7.06e3	0.250	0.495	5.18	6.18	27.0057	54.0		
42	49	13C2-8:2 FTS	529.1 > 508.7	6.67e2	4.72e3	0.250	0.141	5.14	1.76	30.6405	61.3		
43	49	13C2-8:2 FTS	529.1 > 508.7	6.67e2	4.72e3	0.250	0.141	5.14	1.76	30.6405	61.3		
44	-1												
45	21	L-MeFOSAA	570.1 > 419		1.11e3	0.250							
46	71	Total N-MeFOSAA	570.1 > 419	0.00e0	1.11e3	0.250			0.000				
47	23	L-EtFOSAA	584.2 > 419		1.24e3	0.250							
48	72	Total N-EtFOSAA	584.2 > 419	0.00e0	1.24e3	0.250			0.000				
49	25	PFUdA	563.0 > 518.9		4.75e3	0.250							
50	50	d3-N-MeFOSAA	573.3 > 419	1.11e3	1.08e4	0.250	0.103	5.32	1.29	27.7496	55.5		
51	50	d3-N-MeFOSAA	573.3 > 419	1.11e3	1.08e4	0.250	0.103	5.32	1.29	27.7496	55.5		
52	51	d5-N-EtFOSAA	589.3 > 419	1.24e3	1.08e4	0.250	0.115	5.47	1.44	28.3658	56.7		
53	51	d5-N-EtFOSAA	589.3 > 419	1.24e3	1.08e4	0.250	0.115	5.47	1.44	28.3658	56.7		
54	52	13C2-PFUdA	565 > 519.8	4.75e3	1.08e4	0.250	0.440	5.50	5.50	24.5398	49.1		
55	-1												
56	26	PFDS	598.8 > 80		4.75e3	0.250							
57	27	PFDoA	612.9 > 569.0		5.15e3	0.250							
58	29	PFTrDA	662.9 > 618.9		5.15e3	0.250							
59	30	PFTeDA	712.9 > 668.8		3.53e3	0.250							
60	28	N-MeFOSA	512.1 > 168.9			0.250							
61	52	13C2-PFUdA	565 > 519.8	4.75e3	1.08e4	0.250	0.440	5.50	5.50	24.5398	49.1		
62	53	13C2-PFDoA	615.0 > 569.7	5.15e3	7.06e3	0.250	0.729	5.78	9.11	30.0711	60.1		
63	53	13C2-PFDoA	615.0 > 569.7	5.15e3	7.06e3	0.250	0.729	5.78	9.11	30.0711	60.1		
64	55	13C2-PFTeDA	714.8 > 669.6	3.53e3	1.08e4	0.250	0.327	6.24	4.09	33.2986	66.6		
65	54	d3-N-MeFOSA	515.2 > 168.9		1.08e4	0.250							
66	-1												
67	31	N-EtFOSA	526.1 > 168.9			0.250							
68	32	PFHxDA	813.1 > 768.6		2.42e3	0.250							
69	33	PFODA	913.1 > 868.8		2.42e3	0.250							
70	34	N-MeFOSE	616.1 > 58.9			0.250							
71	35	N-EtFOSE	630.1 > 58.9			0.250							
72	56	d5-N-ETFOSA	531.1 > 168.9		1.08e4	0.250							

GM 7/27/2018

MMM 8/19/2018

Dataset: F:\Projects\PFAS.PRO\Results\180724M1\180724M1-62.qld

Last Altered: Friday, July 27, 2018 11:15:09 Pacific Daylight Time
Printed: Friday, July 27, 2018 11:15:18 Pacific Daylight Time

Name: 180724M1_62, Date: 25-Jul-2018, Time: 07:47:39, ID: B8G0154-BLK1 Method Blank 0.25, Description: Method Blank

	#	Name	Trace	Area	IS Area	wt/vol	RRF	RT	Respon...	Conc.	%Rec	Ion Ratio	Ratio Out?
73	57	13C2-PFHxDA	815 > 769.7	2.42e3	1.08e4	0.250	0.559	6.55	2.80	15.2440	76.2		
74	57	13C2-PFHxDA	815 > 769.7	2.42e3	1.08e4	0.250	0.559	6.55	2.80	15.2440	76.2		
75	58	d7-N-MeFOSE	623.1 > 58.9		1.08e4	0.250							
76	59	d9-N-EtFOSE	639.2 > 58.8		1.08e4	0.250							
77	-1												
78	73	TCDA	498.3>106.9			0.250							
79	61	13C5-PFHxA	318 > 272.9	4.72e3	4.72e3	0.250	1.00	3.21	12.5	50.0000	100.0		
80	60	13C4-PFBA	217. > 171.8	4.04e3	4.04e3	0.250	1.00	1.43	12.5	50.0000	100.0		
81	62	13C3-PFHxS	401.9 > 79.9	1.12e3	1.12e3	0.250	1.00	3.98	12.5	50.0000	100.0		
82	63	13C8-PFOA	421.3 > 376	5.13e3	5.13e3	0.250	1.00	4.36	12.5	50.0000	100.0		
83	47	13C8-PFOS	507.0 > 79.9	1.22e3	1.33e3	0.250	0.914	4.88	11.4	42.8421	85.7		
84	64	13C9-PFNA	472.2 > 426.9	6.29e3	6.29e3	0.250	1.00	4.80	12.5	50.0000	100.0		
85	65	13C4-PFOS	503 > 79.9	1.33e3	1.33e3	0.250	1.00	4.88	12.5	50.0000	100.0		
86	66	13C6-PFDA	519.1 > 473.7	7.06e3	7.06e3	0.250	1.00	5.18	12.5	50.0000	100.0		
87	67	13C7-PFUdA	570.1 > 524.8	1.08e4	1.08e4	0.250	1.00	5.50	12.5	50.0000	100.0		

GM 7/27/2018

Vista Analytical Laboratory

MMM 8/19/2018

Dataset: F:\Projects\PFAS.PRO\Results\180724M1\180724M1-62.qld

Last Altered: Friday, July 27, 2018 11:15:09 Pacific Daylight Time
Printed: Friday, July 27, 2018 11:15:18 Pacific Daylight Time

Method: F:\Projects\PFAS.PRO\MethDB\PFAS_FULL_80C_072418.mdb 25 Jul 2018 13:53:31
Calibration: F:\Projects\PFAS.PRO\CurveDB\C18_VAL-PFAS_Q4_07-24-18.cdb 25 Jul 2018 09:45:29

Name: 180724M1_62, Date: 25-Jul-2018, Time: 07:47:39, ID: B8G0154-BLK1 Method Blank 0.25, Description: Method Blank

PFBA

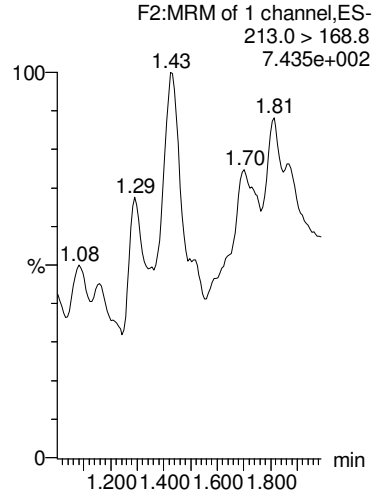

PFPeA

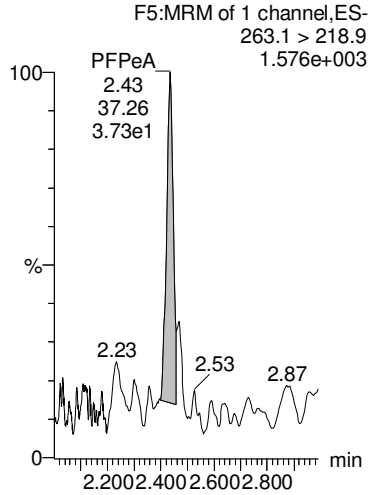

PFBS

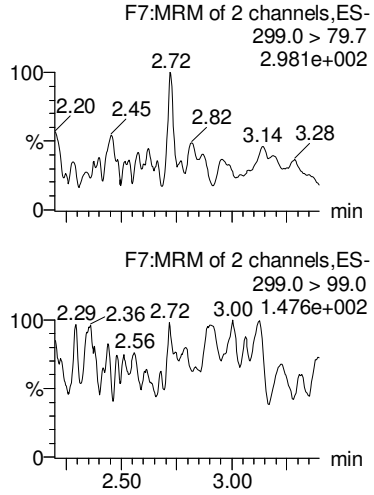

4:2 FTS

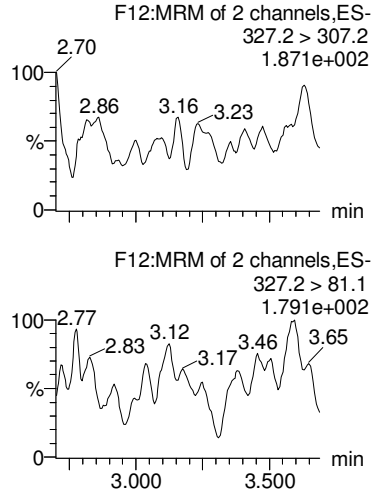

PFHxA

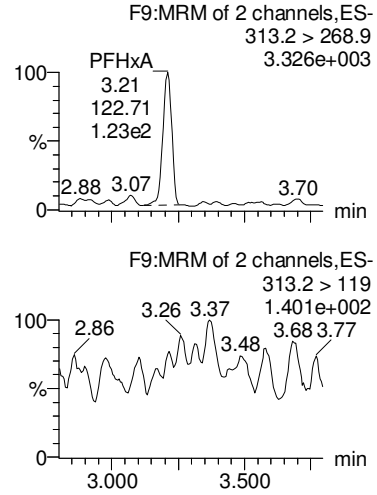

13C3-PFBA

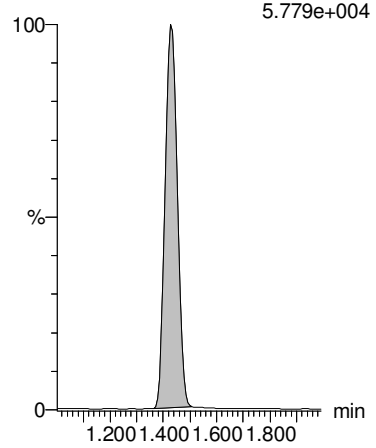

13C3-PFPeA

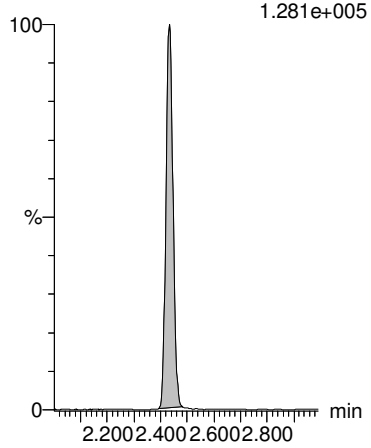

13C3-PFBS

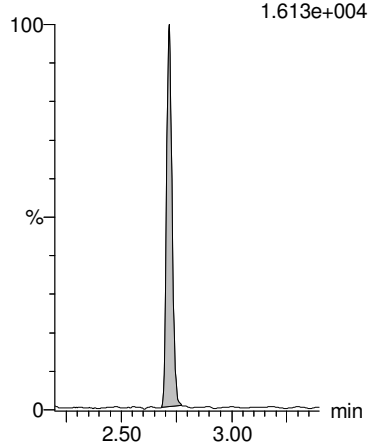

13C2-4:2 FTS

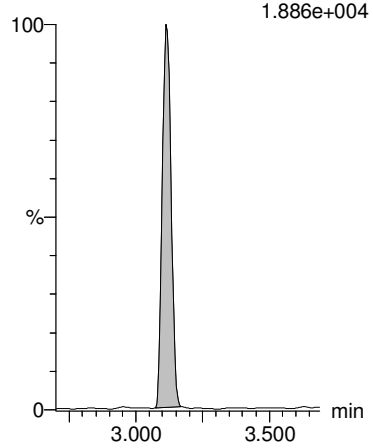

13C2-PFHxA

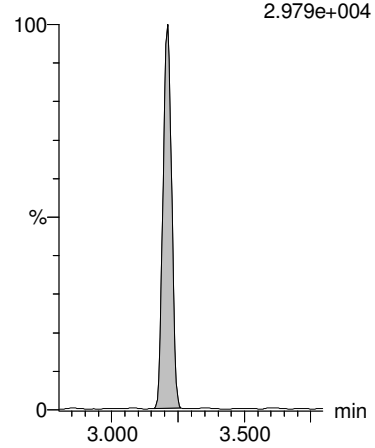

GM 7/27/2018

Dataset: F:\Projects\PFAS.PRO\Results\180724M1\180724M1-62.qld

Last Altered: Friday, July 27, 2018 11:15:09 Pacific Daylight Time
Printed: Friday, July 27, 2018 11:15:18 Pacific Daylight Time

Name: 180724M1_62, Date: 25-Jul-2018, Time: 07:47:39, ID: B8G0154-BLK1 Method Blank 0.25, Description: Method Blank

PFPeS

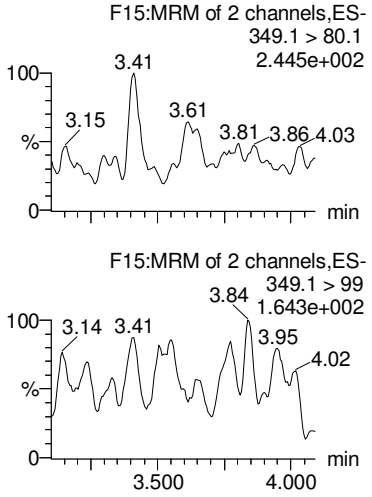

PFHpA

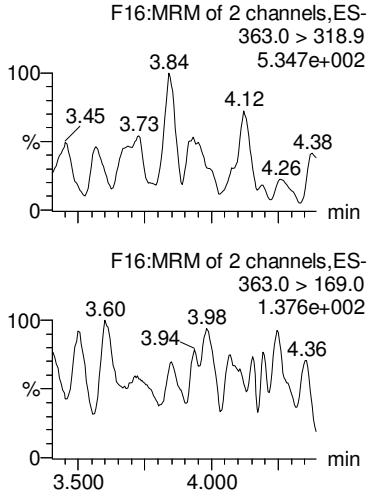

L-PFHxS

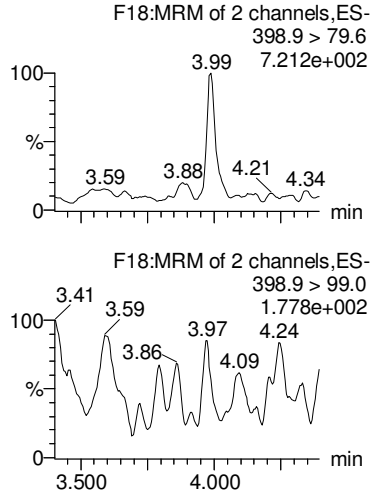

Total PFHxS

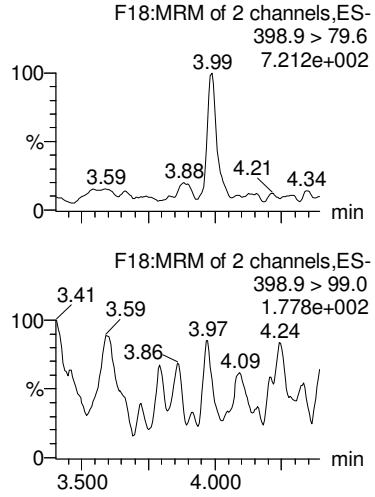

6:2 FTS

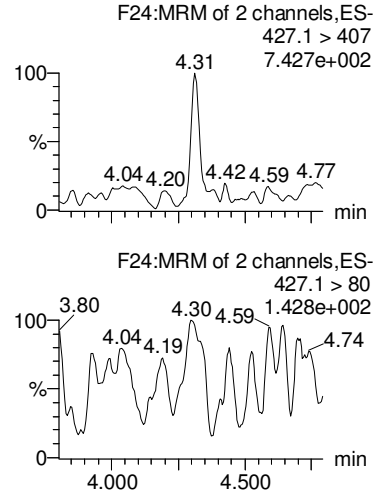

13C3-PFBS

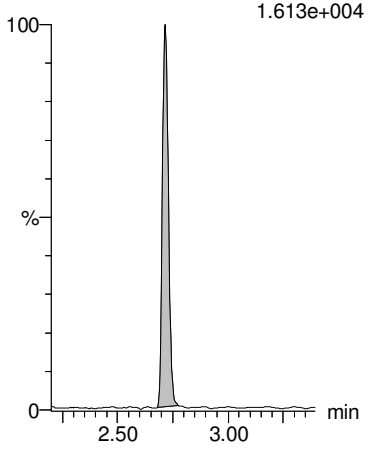

13C4-PFHpA

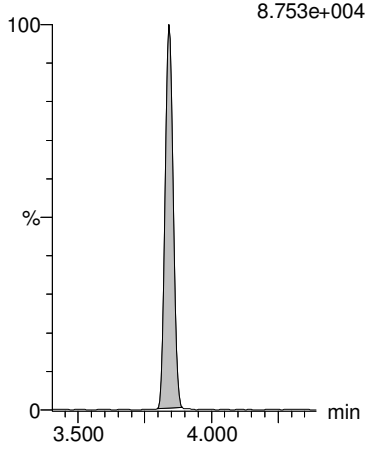

18O2-PFHxS

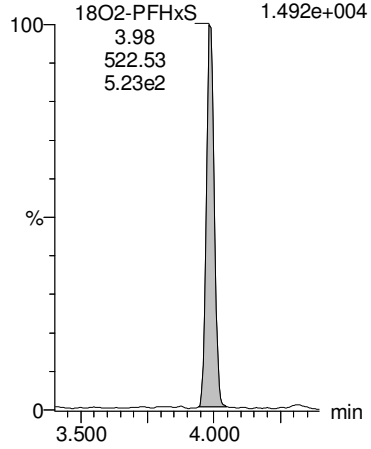

18O2-PFHxS

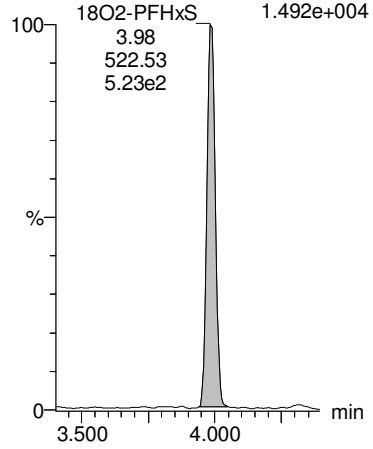

13C2-6:2 FTS

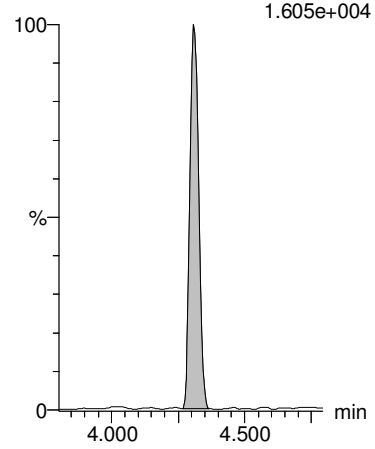

GM 7/27/2018

Dataset: F:\Projects\PFAS.PRO\Results\180724M1\180724M1-62.qld

Last Altered: Friday, July 27, 2018 11:15:09 Pacific Daylight Time
Printed: Friday, July 27, 2018 11:15:18 Pacific Daylight Time

Name: 180724M1_62, Date: 25-Jul-2018, Time: 07:47:39, ID: B8G0154-BLK1 Method Blank 0.25, Description: Method Blank

L-PFOA

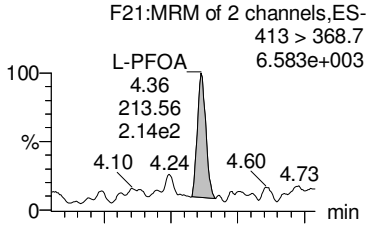

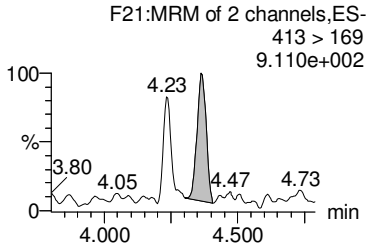

Total PFOA

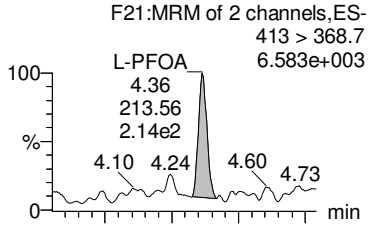

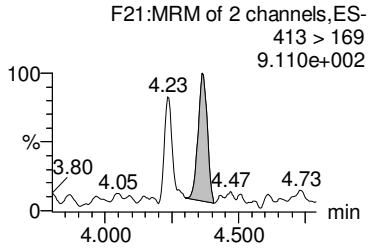

PFHpS

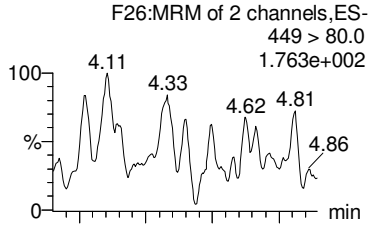

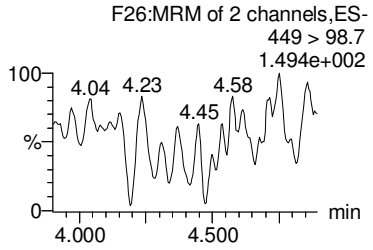

L-PFOS

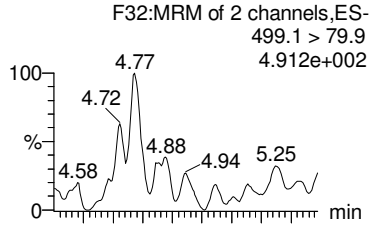

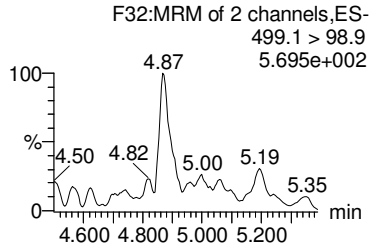

Total PFOS

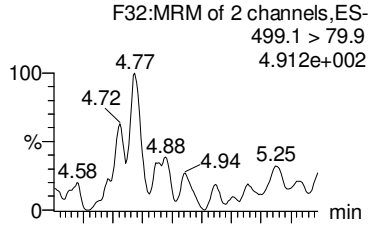

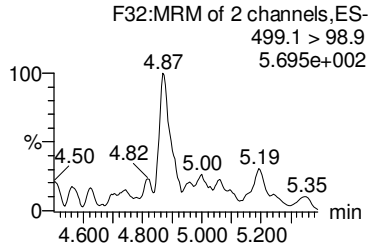

13C2-PFOA

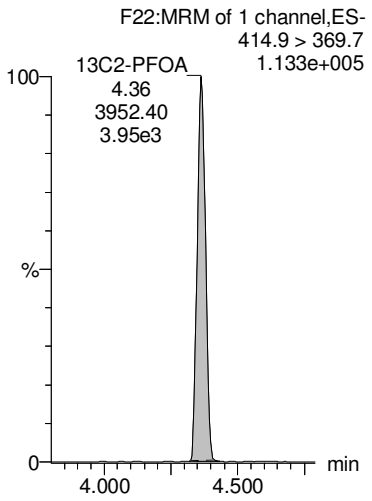

13C2-PFOA

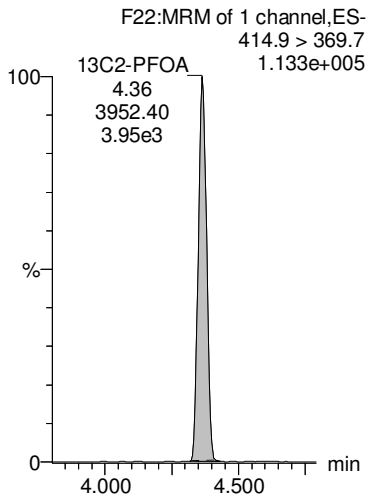

13C8-PFOS

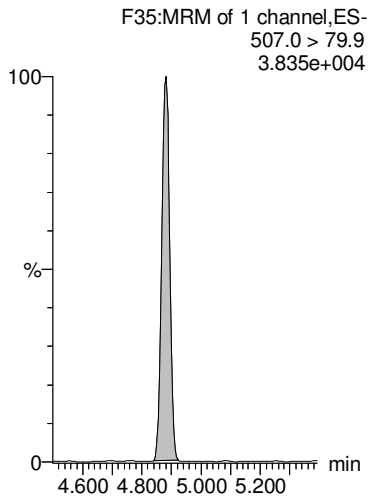

13C8-PFOS

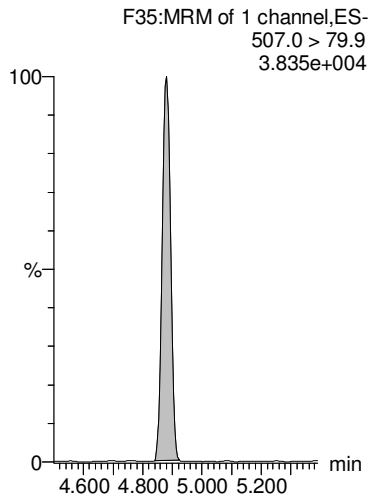

13C8-PFOS

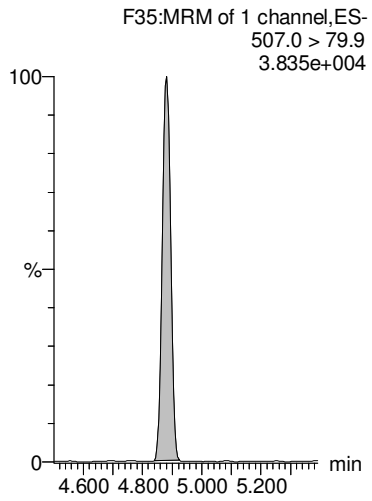

GM 7/27/2018

Dataset: F:\Projects\PFAS.PRO\Results\180724M1\180724M1-62.qld

Last Altered: Friday, July 27, 2018 11:15:09 Pacific Daylight Time
Printed: Friday, July 27, 2018 11:15:18 Pacific Daylight Time

Name: 180724M1_62, Date: 25-Jul-2018, Time: 07:47:39, ID: B8G0154-BLK1 Method Blank 0.25, Description: Method Blank

PFNA

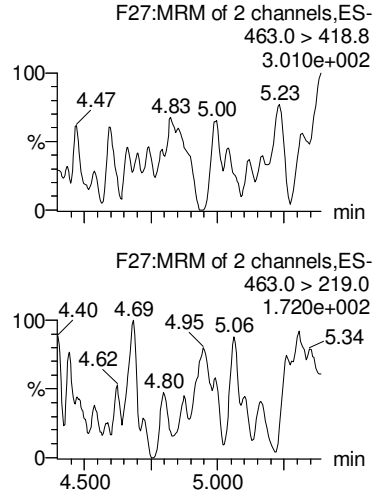

PFOSA

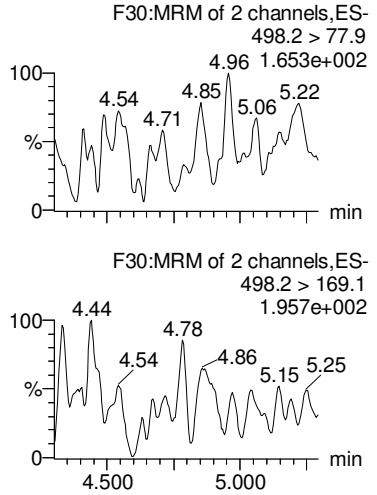

PFDA

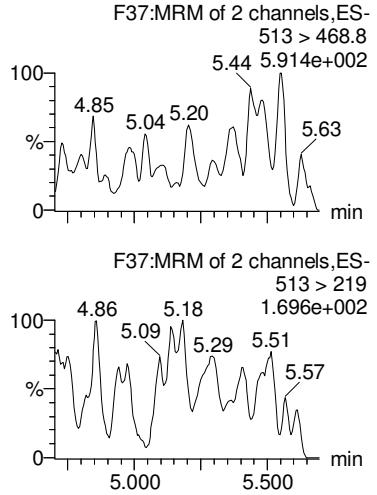

8:2 FTS

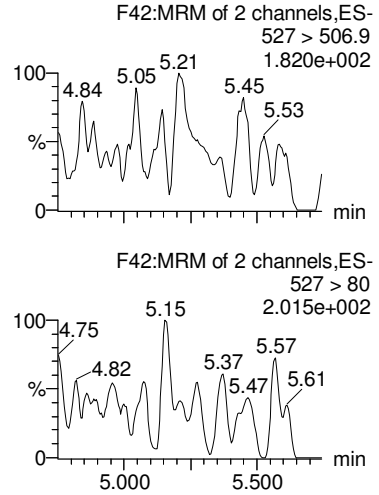

PFNS

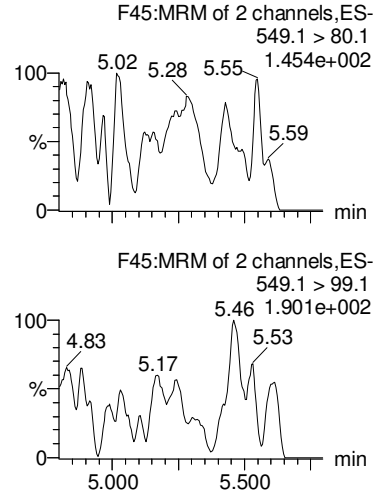

13C5-PFNA

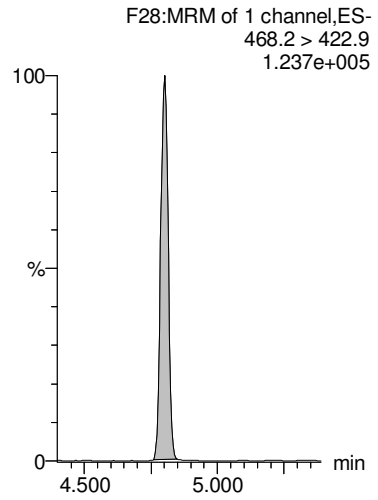

13C8-PFOSA

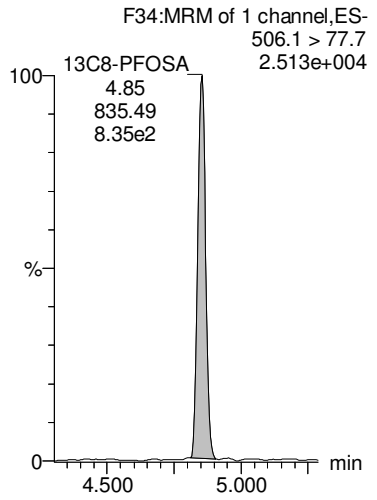

13C2-PFDA

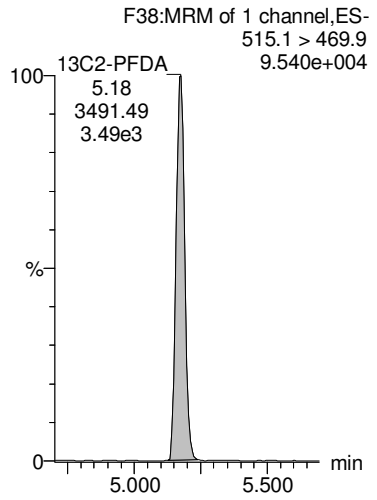

13C2-8:2 FTS

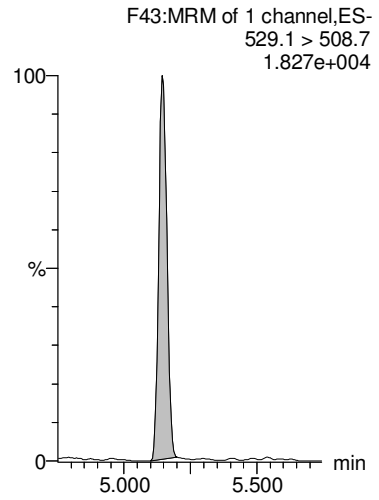

13C2-8:2 FTS

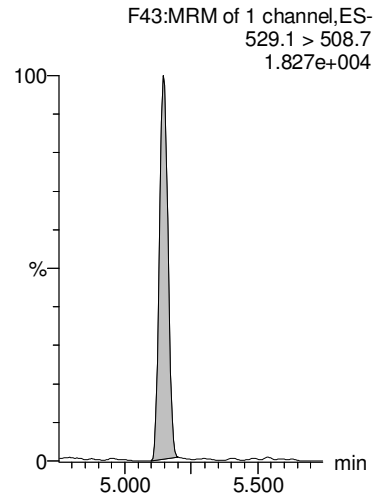

GM 7/27/2018

Dataset: F:\Projects\PFAS.PRO\Results\180724M1\180724M1-62.qld

Last Altered: Friday, July 27, 2018 11:15:09 Pacific Daylight Time
Printed: Friday, July 27, 2018 11:15:18 Pacific Daylight Time

Name: 180724M1_62, Date: 25-Jul-2018, Time: 07:47:39, ID: B8G0154-BLK1 Method Blank 0.25, Description: Method Blank

L-MeFOSAA

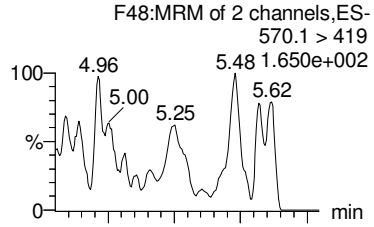

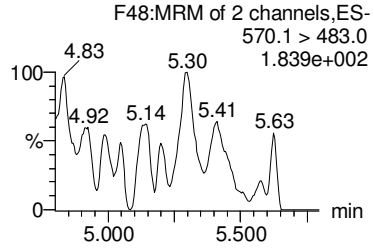

Total N-MeFOSAA

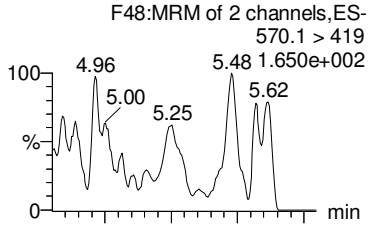

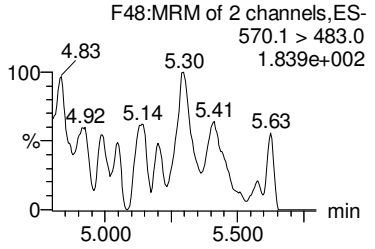

L-EtFOSAA

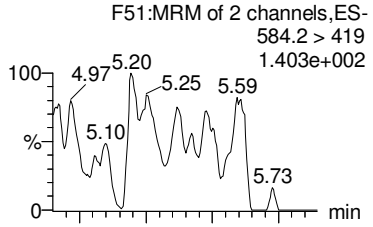

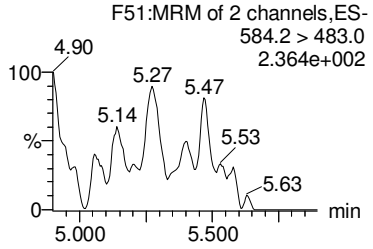

Total N-EtFOSAA

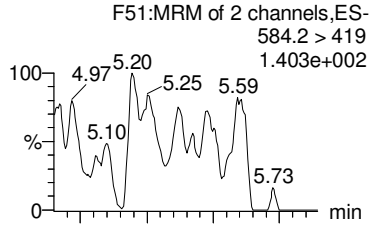

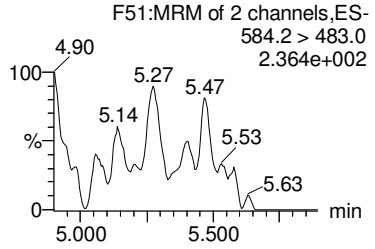

PFUdA

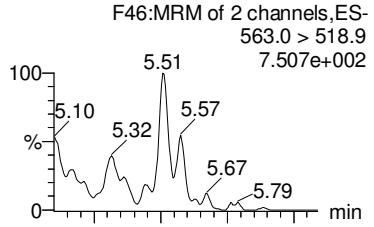

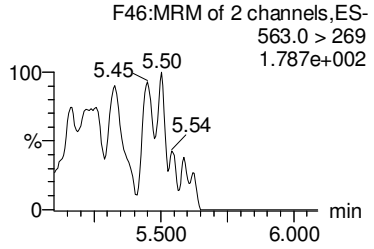

d3-N-MeFOSAA

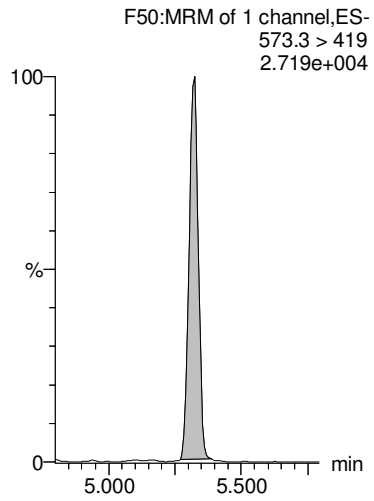

d3-N-MeFOSAA

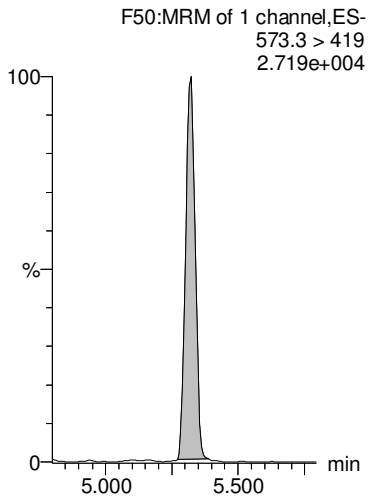

d5-N-EtFOSAA

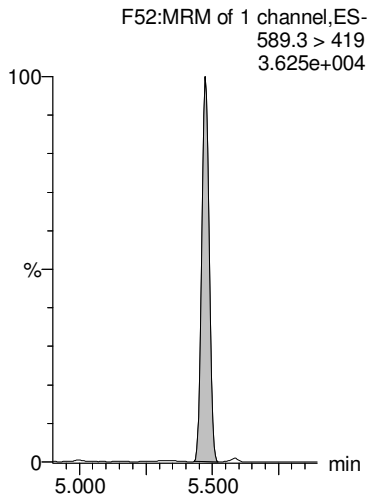

d5-N-EtFOSAA

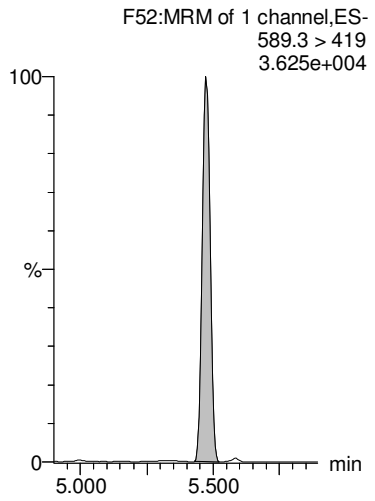

13C2-PFUdA

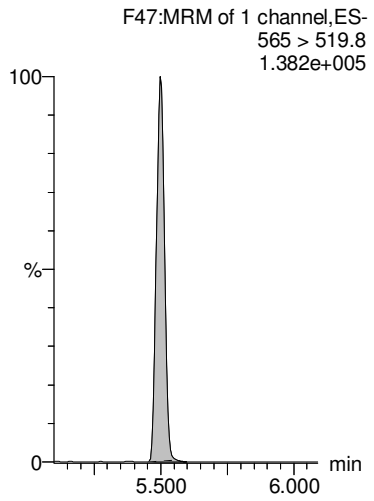

GM 7/27/2018

Dataset: F:\Projects\PFAS.PRO\Results\180724M1\180724M1-62.qld

Last Altered: Friday, July 27, 2018 11:15:09 Pacific Daylight Time
Printed: Friday, July 27, 2018 11:15:18 Pacific Daylight Time

Name: 180724M1_62, Date: 25-Jul-2018, Time: 07:47:39, ID: B8G0154-BLK1 Method Blank 0.25, Description: Method Blank

PFDS

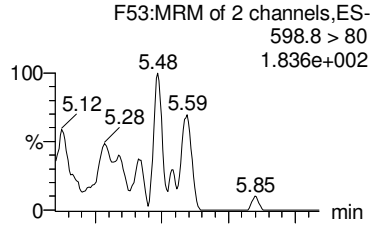

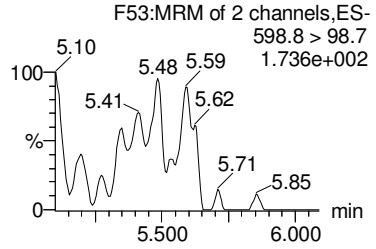

PFDoA

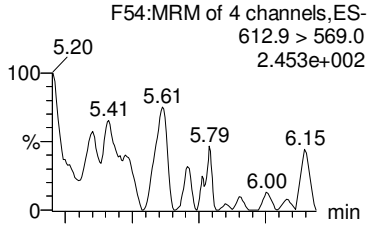

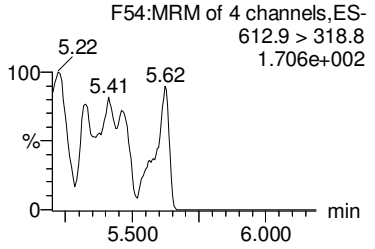

PFTrDA

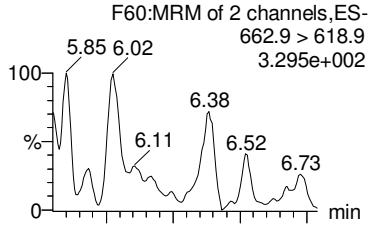

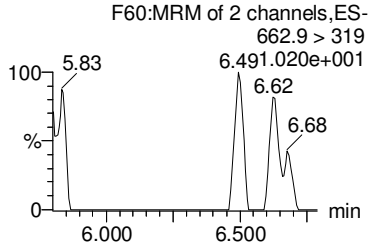

PFTeDA

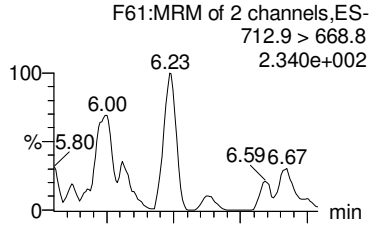

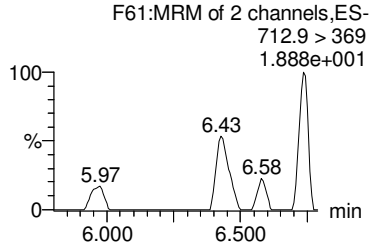

N-MeFOSA

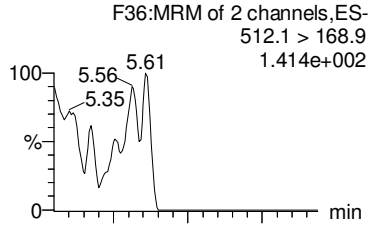

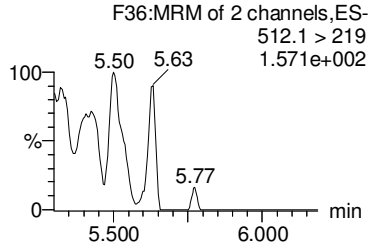

13C2-PFUdA

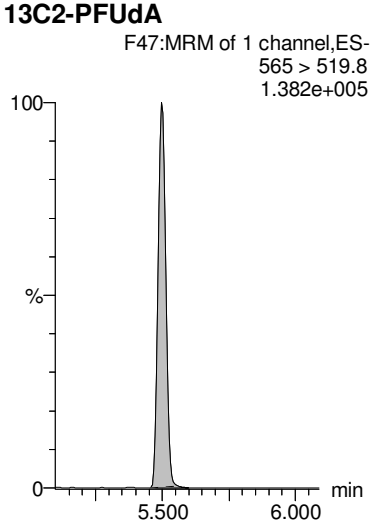

13C2-PFDoA

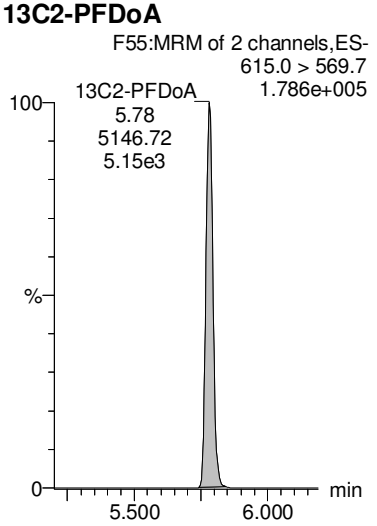

13C2-PFDoA

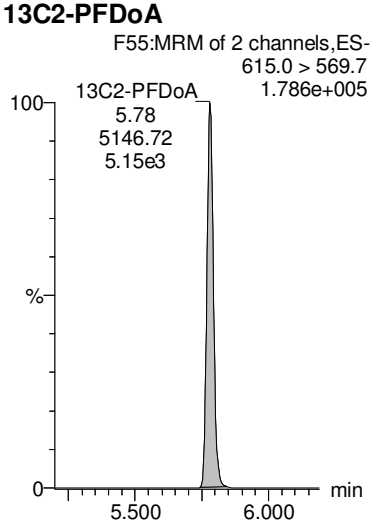

13C2-PFTeDA

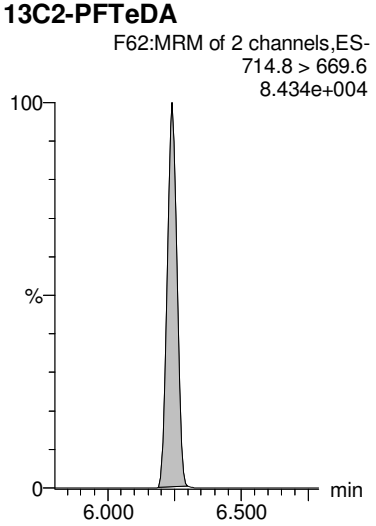

d3-N-MeFOSA

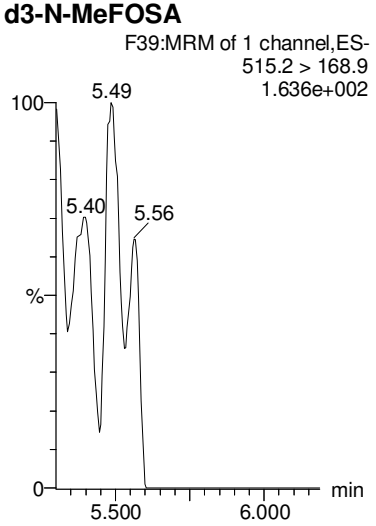

GM 7/27/2018

Dataset: F:\Projects\PFAS.PRO\Results\180724M1\180724M1-62.qld

Last Altered: Friday, July 27, 2018 11:15:09 Pacific Daylight Time
Printed: Friday, July 27, 2018 11:15:18 Pacific Daylight Time

Name: 180724M1_62, Date: 25-Jul-2018, Time: 07:47:39, ID: B8G0154-BLK1 Method Blank 0.25, Description: Method Blank

N-EtFOSA

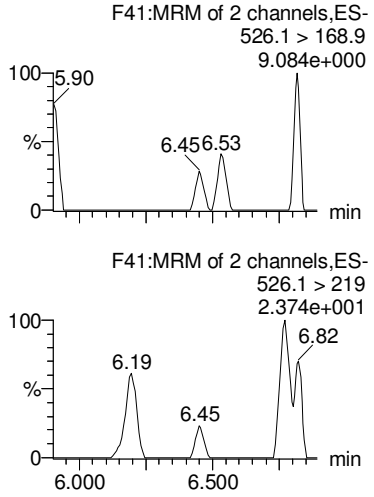

PFHxDA

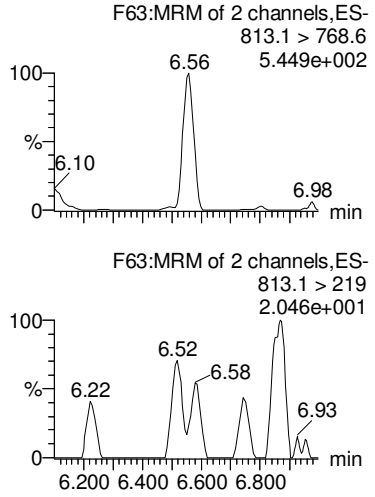

PFODA

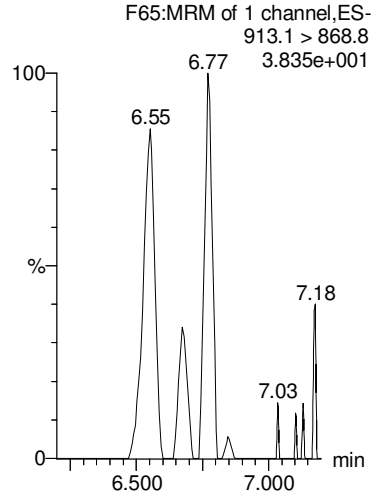

N-MeFOSE

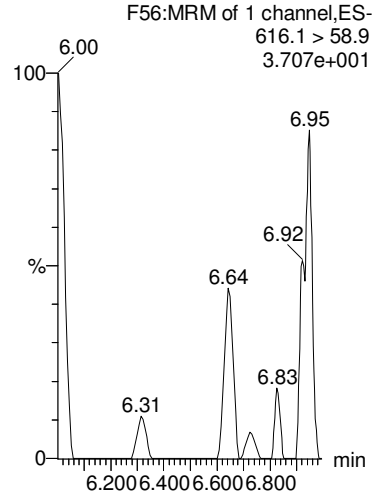

N-EtFOSE

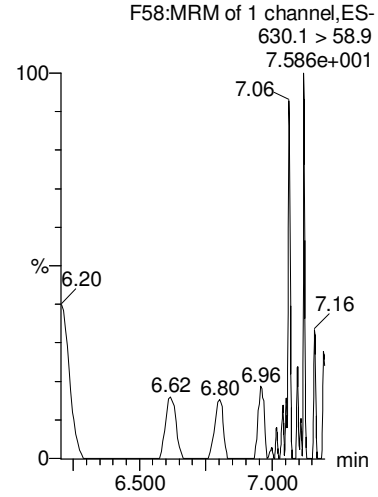

d5-N-ETFOSA

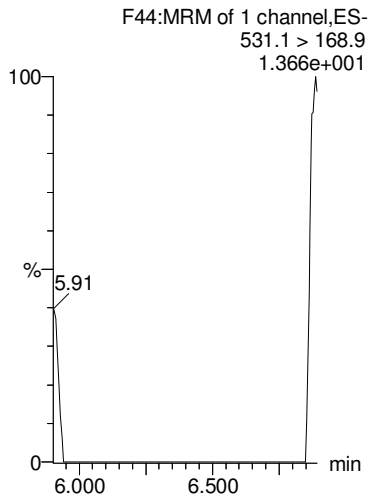

13C2-PFHxDA

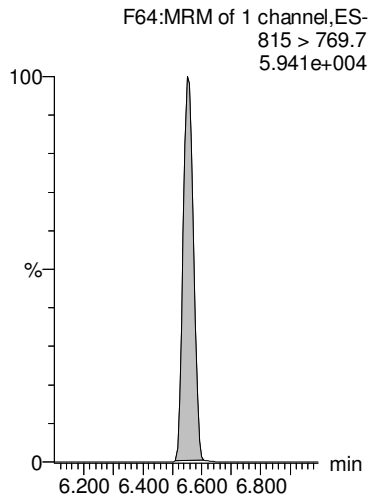

13C2-PFHxDA

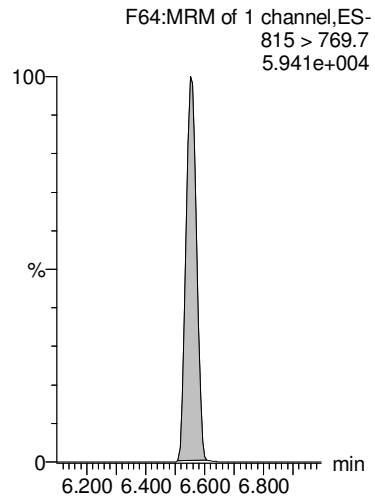

d7-N-MeFOSE

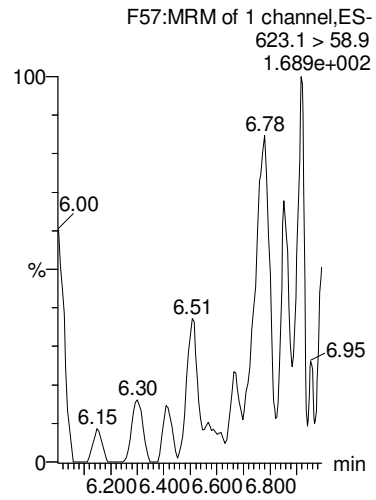

d9-N-EtFOSE

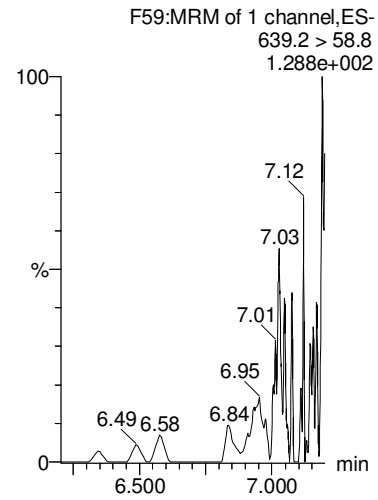

GM 7/27/2018

Dataset: F:\Projects\PFAS.PRO\Results\180724M1\180724M1-62.qld

Last Altered: Friday, July 27, 2018 11:15:09 Pacific Daylight Time
Printed: Friday, July 27, 2018 11:15:18 Pacific Daylight Time

Name: 180724M1_62, Date: 25-Jul-2018, Time: 07:47:39, ID: B8G0154-BLK1 Method Blank 0.25, Description: Method Blank

TCDA

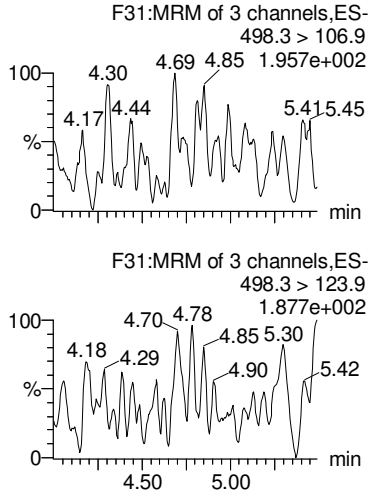

13C5-PFHxA

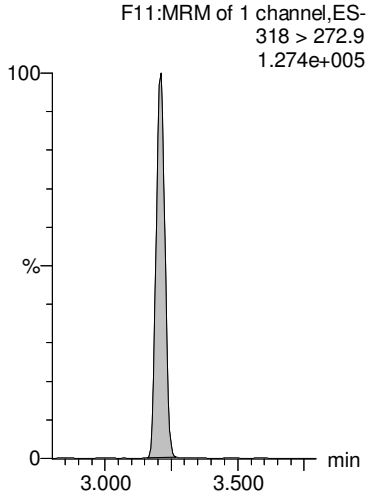

13C4-PFBA

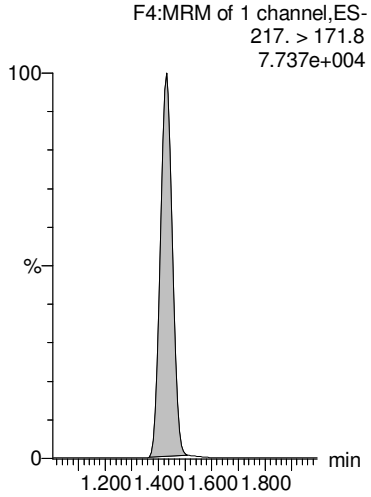

13C3-PFHxS

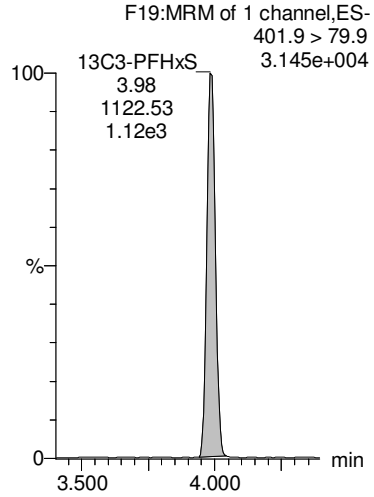

13C8-PFOA

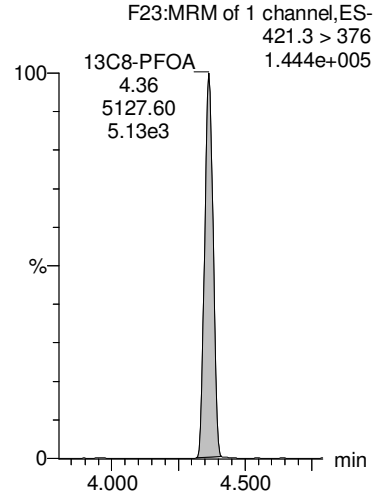

13C8-PFOS

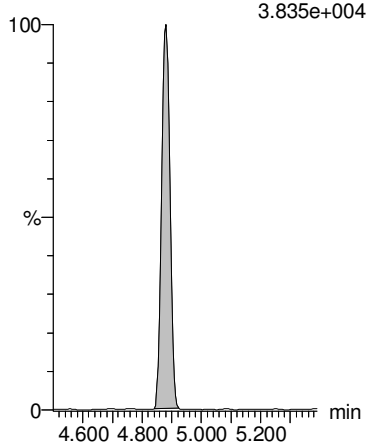

13C9-PFNA

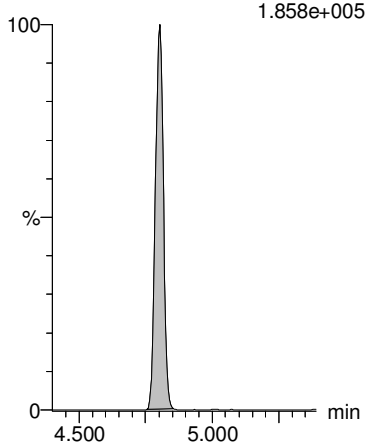

13C4-PFOS

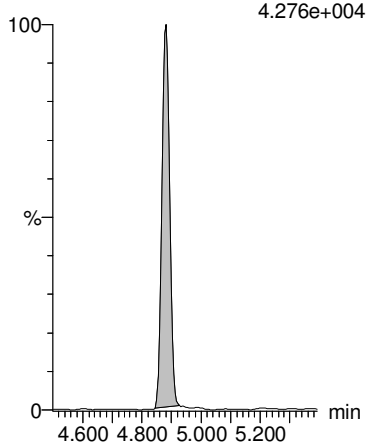

13C6-PFDA

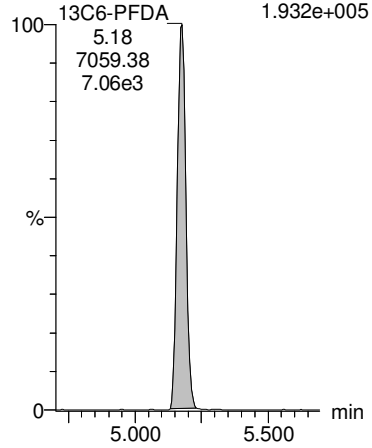

13C7-PFUdA

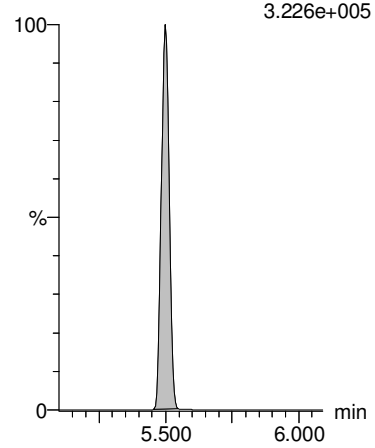

GM 7/27/2018

Vista Analytical Laboratory

MMM 8/19/2018

Dataset: F:\Projects\PFAS.PRO\Results\180724M1\180724M1-61.qld

Last Altered: Friday, July 27, 2018 11:08:10 Pacific Daylight Time
Printed: Friday, July 27, 2018 11:08:19 Pacific Daylight Time

Name: 180724M1_61, Date: 25-Jul-2018, Time: 07:37:14, ID: B8G0154-BS1 OPR 0.25, Description: OPR

	#	Name	Trace	Area	IS Area	wt/vol	RRF	RT	Respon...	Conc.	%Rec	Ion Ratio	Ratio Out?	
1	1	PFBA	213.0 > 168.8	2.62e3	2.91e3	0.250	1.13	1.44	11.3	39.8711	99.7			
2	2	PFPeA	263.1 > 218.9	2.84e3	3.59e3	0.250	0.991	2.43	9.91	40.6626	101.7			
3	3	PFBS	299.0 > 79.7	7.67e2	4.91e2	0.250	1.95	2.72	19.5	37.4885	93.7	3.06	NO	
4	4	4:2 FTS	327.2>307.2	5.48e2	7.65e2	0.250	0.895	3.12	8.95	34.4845	86.2	1.84	NO	
5	5	PFHxA	313.2 > 268.9	3.60e3	1.06e3	0.250	1.70	3.21	17.0	37.3953	93.5	190	NO	
6	36	13C3-PFBA	216.1 > 171.8	2.91e3	3.61e3	0.250	0.806	1.44	10.1	44.1809	88.4			
7	37	13C3-PFPeA	266. > 221.8	3.59e3	4.07e3	0.250	0.881	2.44	11.0	43.0054	86.0			
8	38	13C3-PFBS	302. > 98.8	4.91e2	4.07e3	0.250	0.121	2.72	1.51	47.1717	94.3			
9	39	13C2-4:2 FTS	329.2>308.9	7.65e2	4.07e3	0.250	0.188	3.12	2.35	45.6425	91.3			
10	40	13C2-PFHxA	315 > 269.8	1.06e3	4.07e3	0.250	0.650	3.21	3.25	17.6385	88.2			
11	-1													
12	6	PFPeS	349.1>80.1	6.62e2	4.91e2	0.250	1.69	3.41	16.9	37.6158	94.0	1.54	NO	
13	7	PFHpA	363.0 > 318.9	2.61e3	2.83e3	0.250	1.15	3.84	11.5	39.7966	99.5	16.9	NO	
14	8	L-PFHxS	398.9 > 79.6	6.18e2	4.77e2	0.250	1.62	3.99	16.2	39.1976	98.0	1.85	NO	
15	68	Total PFHxS	398.9 > 79.6	6.18e2	4.77e2	0.250			16.2	39.1976				
16	10	6:2 FTS	427.1 > 407	5.54e2	7.47e2	0.250	0.928	4.32	9.28	31.0610	77.7	2.97	NO	
17	38	13C3-PFBS	302. > 98.8	4.91e2	4.07e3	0.250	0.121	2.72	1.51	47.1717	94.3			
18	41	13C4-PFHpA	367.2 > 321.8	2.83e3	4.07e3	0.250	0.695	3.84	8.69	41.5118	83.0			
19	42	18O2-PFHxS	403.0 > 102.6	4.77e2	1.03e3	0.250	0.465	3.99	5.81	47.9788	96.0			
20	42	18O2-PFHxS	403.0 > 102.6	4.77e2	1.03e3	0.250	0.465	3.99	5.81	47.9788	96.0			
21	43	13C2-6:2 FTS	429.1 > 408.9	7.47e2	4.80e3	0.250	0.156	4.31	1.95	45.5736	91.1			
22	-1													
23	11	L-PFOA	413 > 368.7	2.97e3	3.77e3	0.250	0.986	4.37	9.86	38.9245	97.3	3.59	NO	
24	69	Total PFOA	413 > 368.7	2.97e3	3.77e3	0.250			9.86	38.9245				
25	13	PFHpS	449 > 80.0	7.98e2	1.28e3	0.250	0.777	4.48	7.77	37.1929	93.0	2.15	NO	
26	16	L-PFOS	499.1 > 79.9	8.00e2	1.28e3	0.250	0.780	4.89	7.80	35.0562	87.6	1.90	NO	
27	70	Total PFOS	499.1 > 79.9	8.00e2	1.28e3	0.250			7.80	35.0562				
28	44	13C2-PFOA	414.9 > 369.7	3.77e3	4.80e3	0.250	0.785	4.37	9.82	37.3453	74.7			
29	44	13C2-PFOA	414.9 > 369.7	3.77e3	4.80e3	0.250	0.785	4.37	9.82	37.3453	74.7			
30	47	13C8-PFOS	507.0 > 79.9	1.28e3	1.17e3	0.250	1.09	4.89	13.7	51.3189	102.6			
31	47	13C8-PFOS	507.0 > 79.9	1.28e3	1.17e3	0.250	1.09	4.89	13.7	51.3189	102.6			
32	47	13C8-PFOS	507.0 > 79.9	1.28e3	1.17e3	0.250	1.09	4.89	13.7	51.3189	102.6			
33	-1													
34	14	PFNA	463.0 > 418.8	3.63e3	3.75e3	0.250	1.21	4.81	12.1	42.5480	106.4	5.37	NO	
35	15	PFOSA	498.2 > 77.9	6.37e2	8.66e2	0.250	0.920	4.86	9.20	41.0190	102.5	50.6	NO	GM 7/27/2018
36	18	PFDA	513 > 468.8	3.86e3	3.92e3	0.250	1.23	5.19	12.3	38.7414	96.9	5.67	NO	

MMM 8/19/2018

Dataset: F:\Projects\PFAS.PRO\Results\180724M1\180724M1-61.qld

Last Altered: Friday, July 27, 2018 11:08:10 Pacific Daylight Time
Printed: Friday, July 27, 2018 11:08:19 Pacific Daylight Time

Name: 180724M1_61, Date: 25-Jul-2018, Time: 07:37:14, ID: B8G0154-BS1 OPR 0.25, Description: OPR

	#	Name	Trace	Area	IS Area	wt/vol	RRF	RT	Respon...	Conc.	%Rec	Ion Ratio	Ratio Out?	
37	19	8:2 FTS	527 > 506.9	8.73e2	7.07e2	0.250	1.54	5.15	15.4	35.3660	88.4	2.39	NO	
38	20	PFNS	549.1>80.1	6.25e2	7.07e2	0.250	1.11	5.24	11.1	48.6320	121.6	1.88	NO	
39	45	13C5-PFNA	468.2 > 422.9	3.75e3	5.74e3	0.250	0.653	4.81	8.16	34.1164	68.2			
40	46	13C8-PFOSA	506.1 > 77.7	8.66e2	8.65e3	0.250	0.100	4.86	1.25	18.1320	36.3			
41	48	13C2-PFDA	515.1 > 469.9	3.92e3	6.29e3	0.250	0.623	5.19	7.79	34.0264	68.1			
42	49	13C2-8:2 FTS	529.1 > 508.7	7.07e2	4.07e3	0.250	0.174	5.16	2.17	37.6687	75.3			
43	49	13C2-8:2 FTS	529.1 > 508.7	7.07e2	4.07e3	0.250	0.174	5.16	2.17	37.6687	75.3			
44	-1													
45	21	L-MeFOSAA	570.1 > 419	1.12e3	1.17e3	0.250	1.20	5.34	12.0	42.5556	106.4	19.4	NO	
46	71	Total N-MeFOSAA	570.1 > 419	1.12e3	1.17e3	0.250			12.0	42.5556				
47	23	L-EtFOSAA	584.2 > 419	8.49e2	1.33e3	0.250	0.799	5.49	7.99	39.6140	99.0	12.4	NO	
48	72	Total N-EtFOSAA	584.2 > 419	8.49e2	1.33e3	0.250			7.99	39.6140				
49	25	PFUdA	563.0 > 518.9	3.69e3	4.52e3	0.250	1.02	5.51	10.2	41.0159	102.5	11.5	YES	
50	50	d3-N-MeFOSAA	573.3 > 419	1.17e3	8.65e3	0.250	0.135	5.33	1.69	36.3031	72.6			
51	50	d3-N-MeFOSAA	573.3 > 419	1.17e3	8.65e3	0.250	0.135	5.33	1.69	36.3031	72.6			
52	51	d5-N-EtFOSAA	589.3 > 419	1.33e3	8.65e3	0.250	0.153	5.48	1.92	37.7862	75.6			
53	51	d5-N-EtFOSAA	589.3 > 419	1.33e3	8.65e3	0.250	0.153	5.48	1.92	37.7862	75.6			
54	52	13C2-PFUdA	565 > 519.8	4.52e3	8.65e3	0.250	0.523	5.51	6.54	29.1569	58.3			
55	-1													
56	26	PFDS	598.8 > 80	9.00e2	4.52e3	0.250	0.249	5.55	2.49	65.3366	163.3	2.42	NO	H
57	27	PFDoA	612.9 > 569.0	4.68e3	5.22e3	0.250	1.12	5.79	11.2	35.0258	87.6	8.18	NO	
58	29	PFTrDA	662.9 > 618.9	5.85e3	5.22e3	0.250	1.40	6.04	14.0	47.9381	119.8	33.0	NO	
59	30	PFTeDA	712.9 > 668.8	4.37e3	3.68e3	0.250	1.48	6.24	14.8	34.8953	87.2	11.7	NO	
60	28	N-MeFOSA	512.1 > 168.9	1.54e2		0.250	0.000	5.77				1.48	NO	
61	52	13C2-PFUdA	565 > 519.8	4.52e3	8.65e3	0.250	0.523	5.51	6.54	29.1569	58.3			
62	53	13C2-PFDoA	615.0 > 569.7	5.22e3	6.29e3	0.250	0.829	5.79	10.4	34.2085	68.4			
63	53	13C2-PFDoA	615.0 > 569.7	5.22e3	6.29e3	0.250	0.829	5.79	10.4	34.2085	68.4			
64	55	13C2-PFTeDA	714.8 > 669.6	3.68e3	8.65e3	0.250	0.426	6.25	5.32	43.3268	86.7			
65	54	d3-N-MeFOSA	515.2 > 168.9		8.65e3	0.250								
66	-1													
67	31	N-EtFOSA	526.1 > 168.9	1.30e2		0.250	0.000	6.15				1.14	NO	
68	32	PFHxDA	813.1 > 768.6	2.34e3	2.18e3	0.250	0.537	6.56	5.37	38.1221	95.3	26.7	NO	
69	33	PFODA	913.1 > 868.8	7.92e2	2.18e3	0.250	0.181	6.78	1.81	8.3245	20.8			
70	34	N-MeFOSE	616.1 > 58.9	6.25e2		0.250	0.000	6.28						
71	35	N-EtFOSE	630.1 > 58.9	8.93e2		0.250	0.000	6.43						GM 7/27/2018
72	56	d5-N-ETFOSA	531.1 > 168.9		8.65e3	0.250								

MMM 8/19/2018

Dataset: F:\Projects\PFAS.PRO\Results\180724M1\180724M1-61.qld

Last Altered: Friday, July 27, 2018 11:08:10 Pacific Daylight Time
Printed: Friday, July 27, 2018 11:08:19 Pacific Daylight Time

Name: 180724M1_61, Date: 25-Jul-2018, Time: 07:37:14, ID: B8G0154-BS1 OPR 0.25, Description: OPR

	#	Name	Trace	Area	IS Area	wt/vol	RRF	RT	Respon...	Conc.	%Rec	Ion Ratio	Ratio Out?
73	57	13C2-PFHxDA	815 > 769.7	2.18e3	8.65e3	0.250	0.632	6.56	3.16	17.2086	86.0		
74	57	13C2-PFHxDA	815 > 769.7	2.18e3	8.65e3	0.250	0.632	6.56	3.16	17.2086	86.0		
75	58	d7-N-MeFOSE	623.1 > 58.9		8.65e3	0.250							
76	59	d9-N-EtFOSE	639.2 > 58.8		8.65e3	0.250							
77	-1												
78	73	TCDA	498.3>106.9			0.250							
79	61	13C5-PFHxA	318 > 272.9	4.07e3	4.07e3	0.250	1.00	3.21	12.5	50.0000	100.0		
80	60	13C4-PFBA	217. > 171.8	3.61e3	3.61e3	0.250	1.00	1.44	12.5	50.0000	100.0		
81	62	13C3-PFHxS	401.9 > 79.9	1.03e3	1.03e3	0.250	1.00	3.99	12.5	50.0000	100.0		
82	63	13C8-PFOA	421.3 > 376	4.80e3	4.80e3	0.250	1.00	4.37	12.5	50.0000	100.0		
83	47	13C8-PFOS	507.0 > 79.9	1.28e3	1.17e3	0.250	1.09	4.89	13.7	51.3189	102.6		
84	64	13C9-PFNA	472.2 > 426.9	5.74e3	5.74e3	0.250	1.00	4.81	12.5	50.0000	100.0		
85	65	13C4-PFOS	503 > 79.9	1.17e3	1.17e3	0.250	1.00	4.89	12.5	50.0000	100.0		
86	66	13C6-PFDA	519.1 > 473.7	6.29e3	6.29e3	0.250	1.00	5.19	12.5	50.0000	100.0		
87	67	13C7-PFUdA	570.1 > 524.8	8.65e3	8.65e3	0.250	1.00	5.51	12.5	50.0000	100.0		

GM 7/27/2018

Vista Analytical Laboratory

MMM 8/19/2018

Dataset: F:\Projects\PFAS.PRO\Results\180724M1\180724M1-61.qld

Last Altered: Friday, July 27, 2018 11:08:10 Pacific Daylight Time
Printed: Friday, July 27, 2018 11:08:19 Pacific Daylight Time

Method: F:\Projects\PFAS.PRO\MethDB\PFAS_FULL_80C_072418.mdb 25 Jul 2018 13:53:31
Calibration: F:\Projects\PFAS.PRO\CurveDB\C18_VAL-PFAS_Q4_07-24-18.cdb 25 Jul 2018 09:45:29

Name: 180724M1_61, Date: 25-Jul-2018, Time: 07:37:14, ID: B8G0154-BS1 OPR 0.25, Description: OPR

PFBA

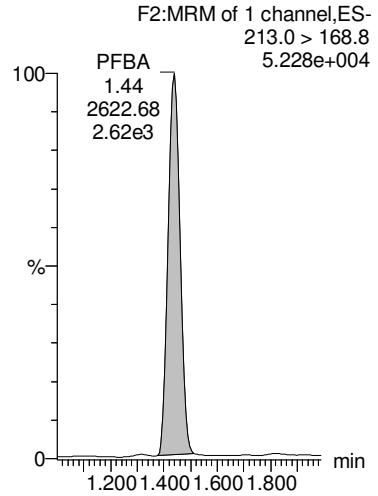

PFPeA

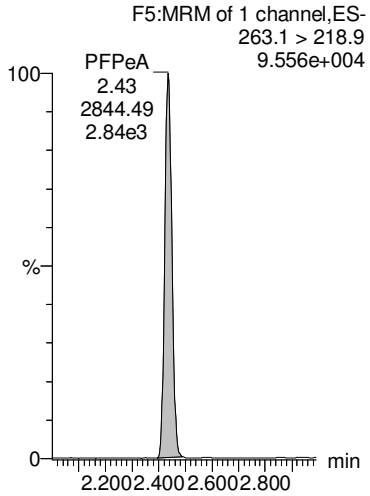

PFBS

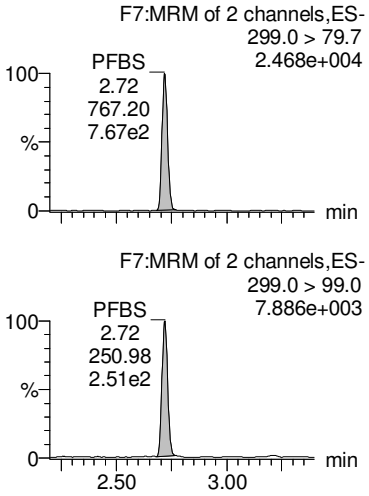

4:2 FTS

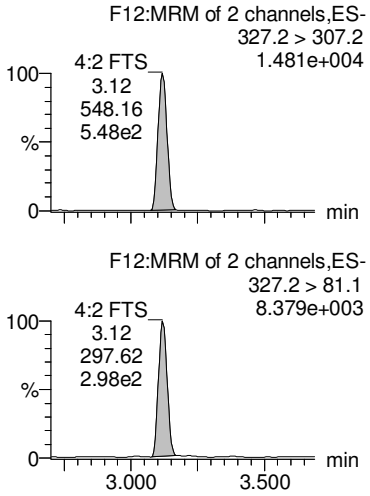

PFHxA

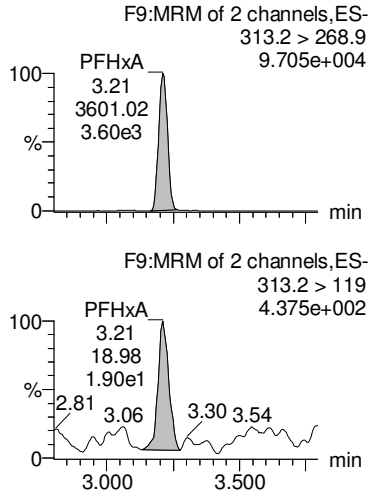

13C3-PFBA

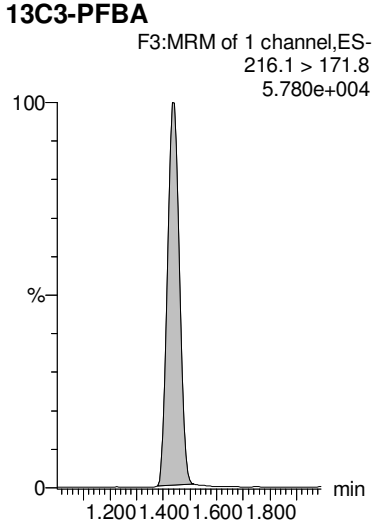

13C3-PFPeA

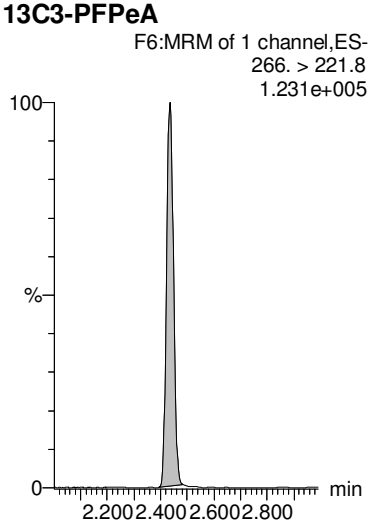

13C3-PFBS

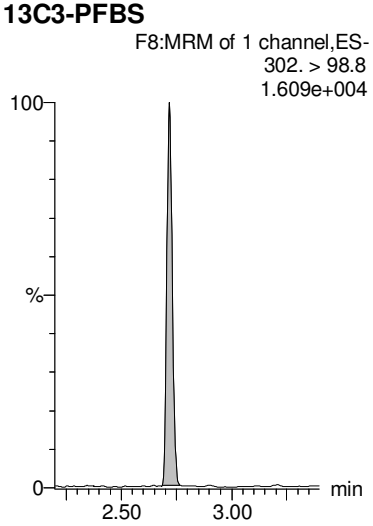

13C2-4:2 FTS

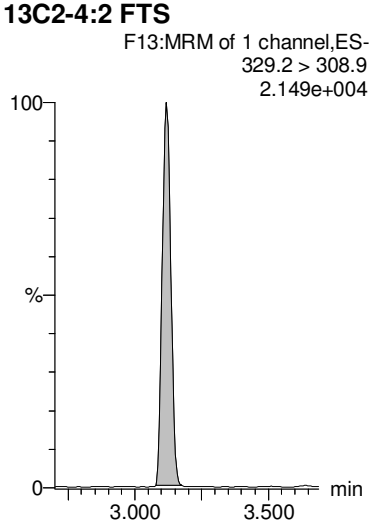

13C2-PFHxA

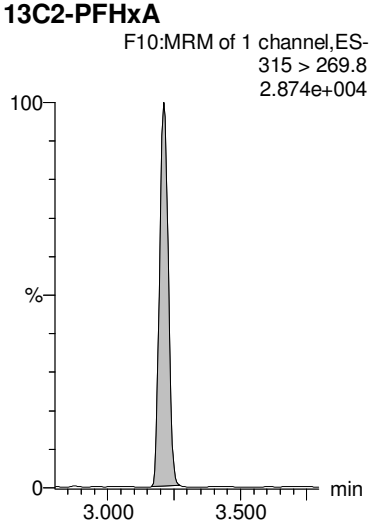

GM 7/27/2018

MMM 8/19/2018

Dataset: F:\Projects\PFAS.PRO\Results\180724M1\180724M1-61.qld

Last Altered: Friday, July 27, 2018 11:08:10 Pacific Daylight Time
Printed: Friday, July 27, 2018 11:08:19 Pacific Daylight Time

Name: 180724M1_61, Date: 25-Jul-2018, Time: 07:37:14, ID: B8G0154-BS1 OPR 0.25, Description: OPR

PFPeS

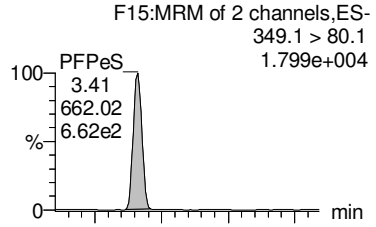

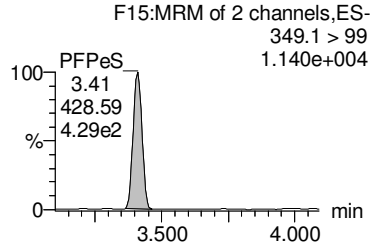

PFHpA

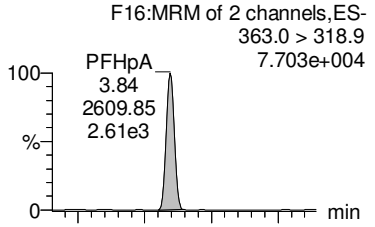

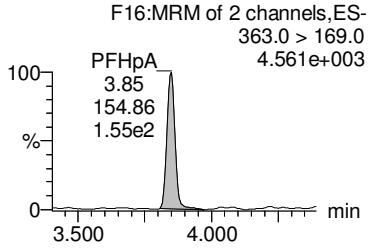

L-PFHxS

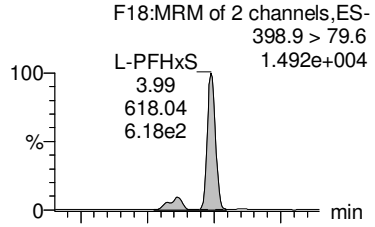

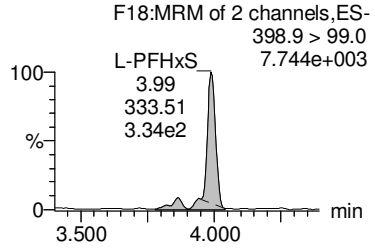

Total PFHxS

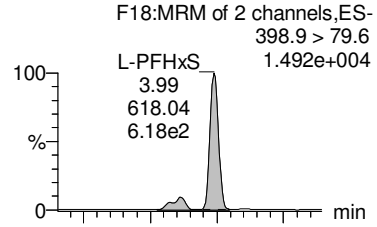

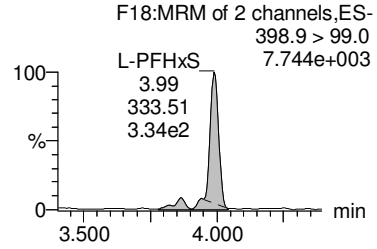

6:2 FTS

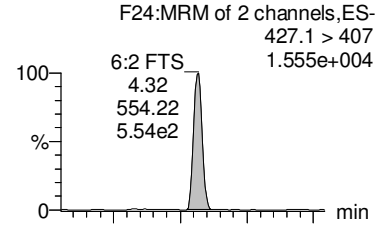

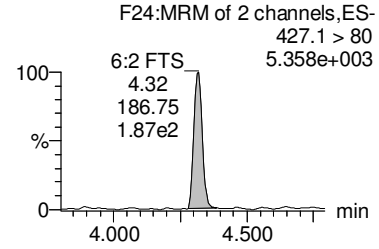

13C3-PFBS

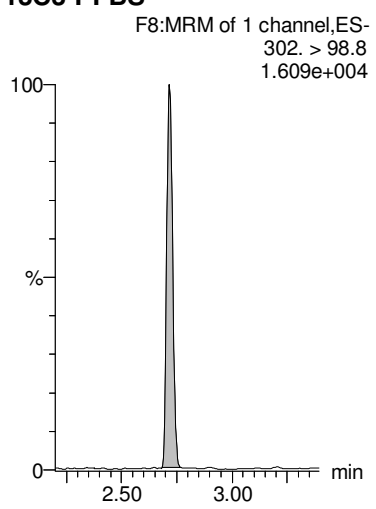

13C4-PFHpA

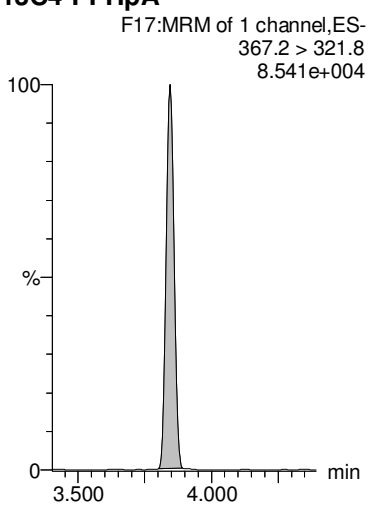

18O2-PFHxS

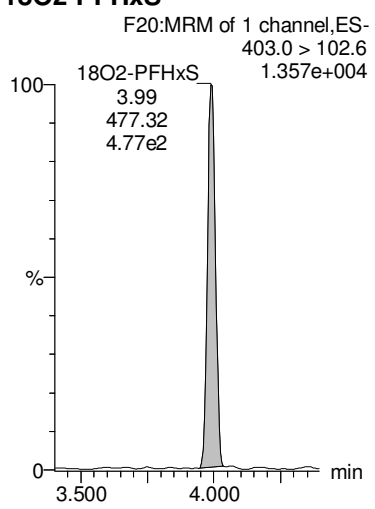

18O2-PFHxS

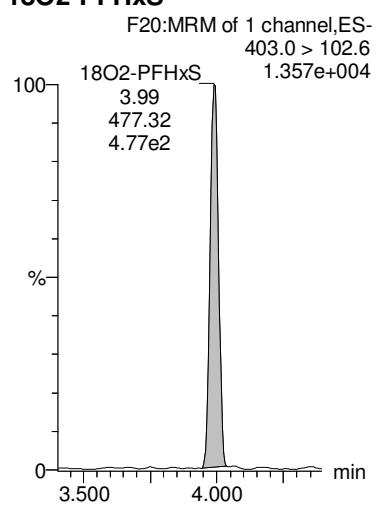

13C2-6:2 FTS

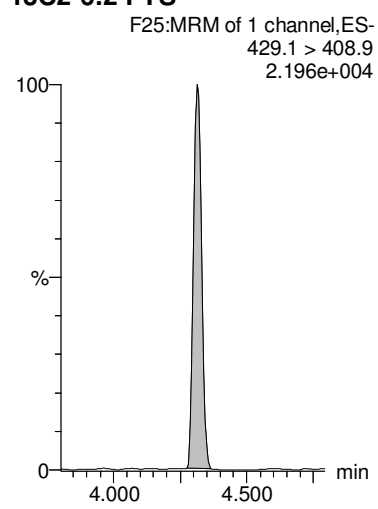

GM 7/27/2018

MMM 8/19/2018

Dataset: F:\Projects\PFAS.PRO\Results\180724M1\180724M1-61.qld

Last Altered: Friday, July 27, 2018 11:08:10 Pacific Daylight Time
Printed: Friday, July 27, 2018 11:08:19 Pacific Daylight Time

Name: 180724M1_61, Date: 25-Jul-2018, Time: 07:37:14, ID: B8G0154-BS1 OPR 0.25, Description: OPR

L-PFOA

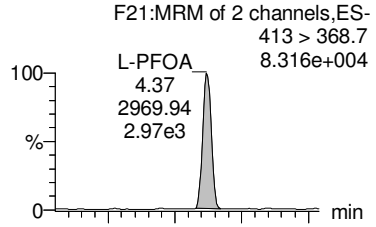

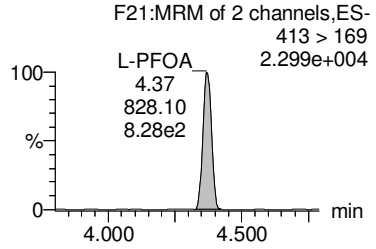

Total PFOA

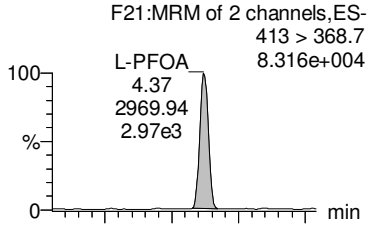

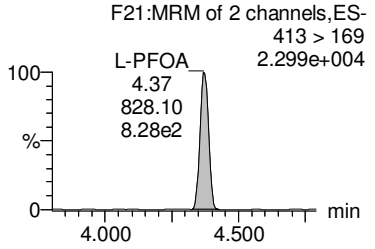

PFHpS

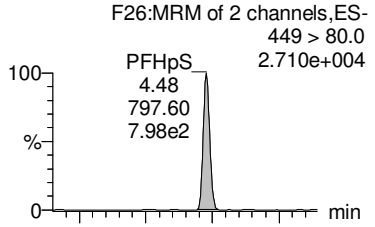

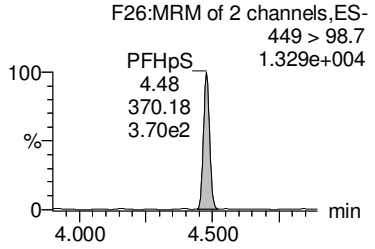

L-PFOS

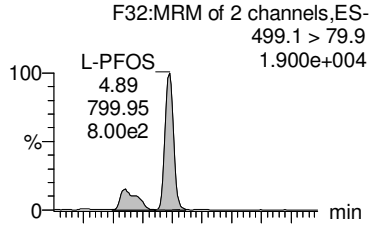

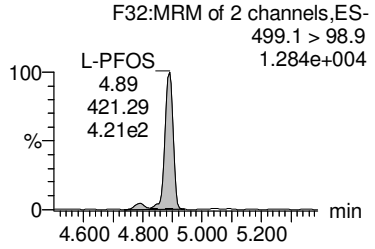

Total PFOS

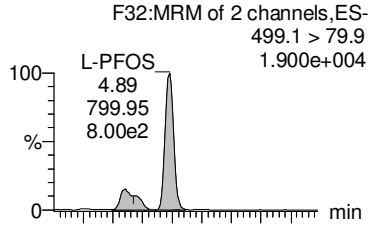

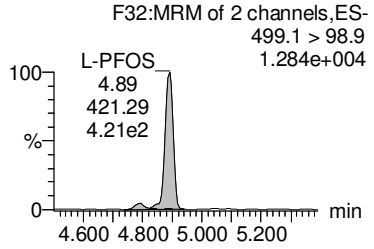

13C2-PFOA

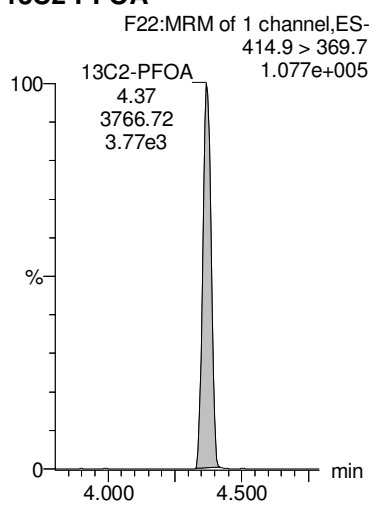

13C2-PFOA

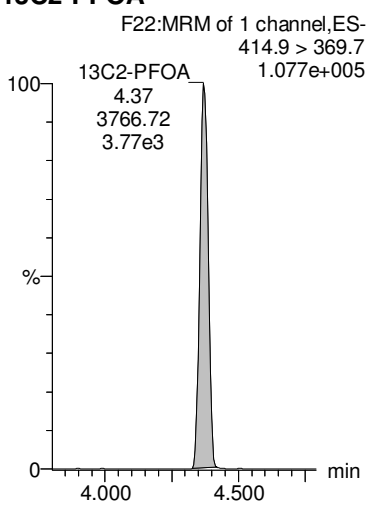

13C8-PFOS

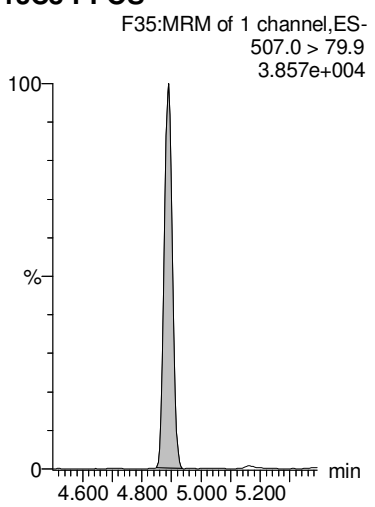

13C8-PFOS

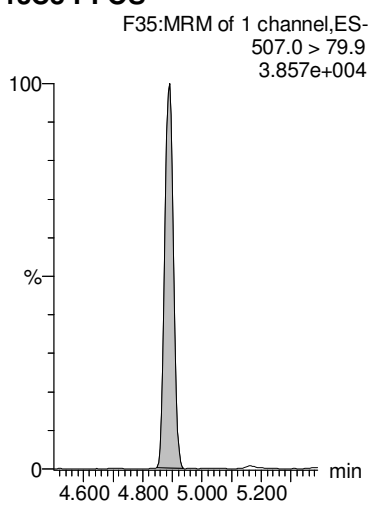

13C8-PFOS

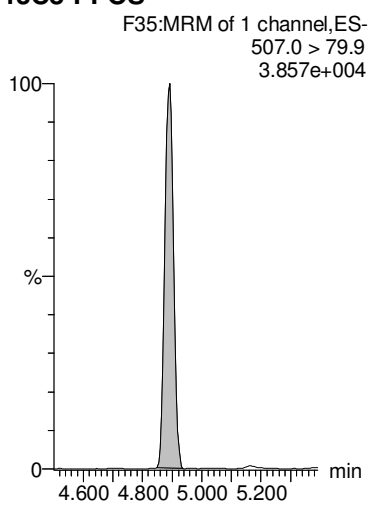

GM 7/27/2018

Dataset: F:\Projects\PFAS.PRO\Results\180724M1\180724M1-61.qld

Last Altered: Friday, July 27, 2018 11:08:10 Pacific Daylight Time
Printed: Friday, July 27, 2018 11:08:19 Pacific Daylight Time

Name: 180724M1_61, Date: 25-Jul-2018, Time: 07:37:14, ID: B8G0154-BS1 OPR 0.25, Description: OPR

PFNA

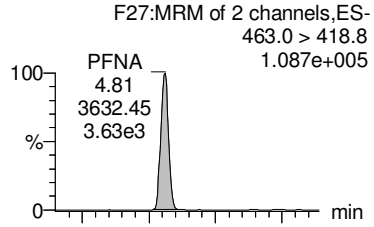

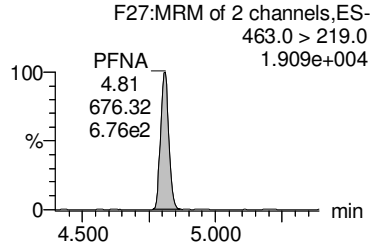

PFOSA

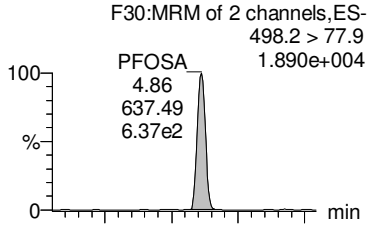

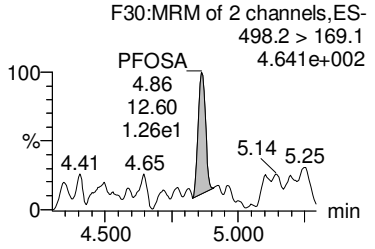

PFDA

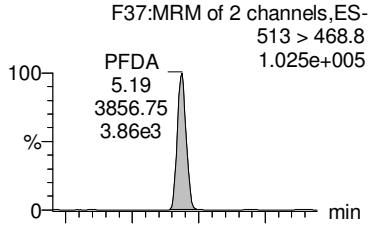

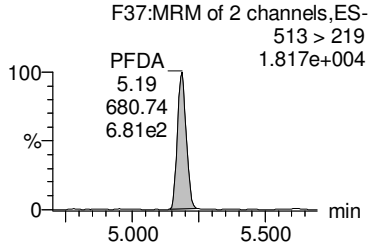

8:2 FTS

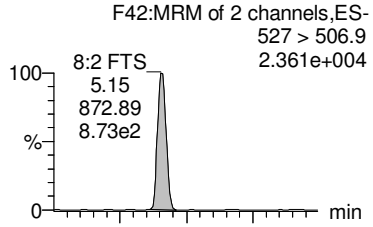

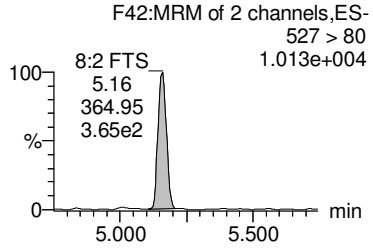

PFNS

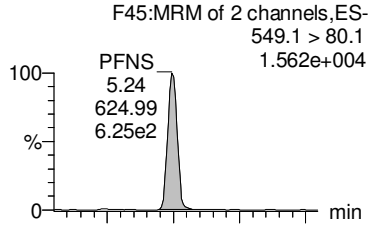

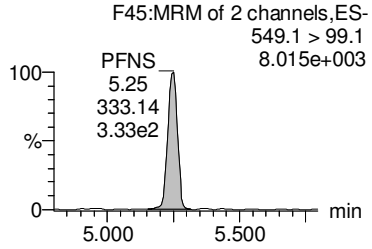

13C5-PFNA

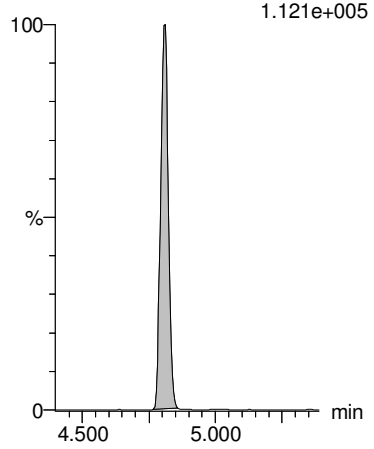

13C8-PFOSA

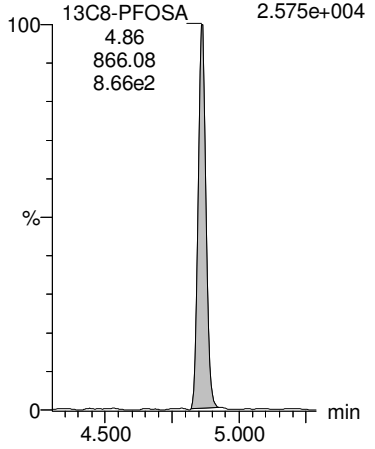

13C2-PFDA

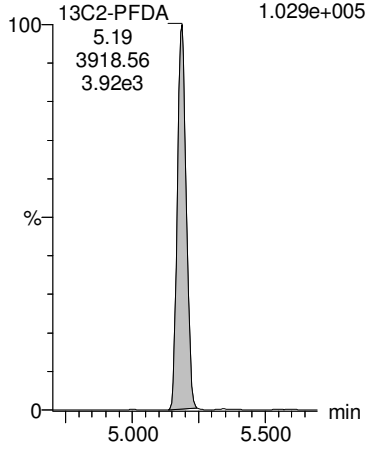

13C2-8:2 FTS

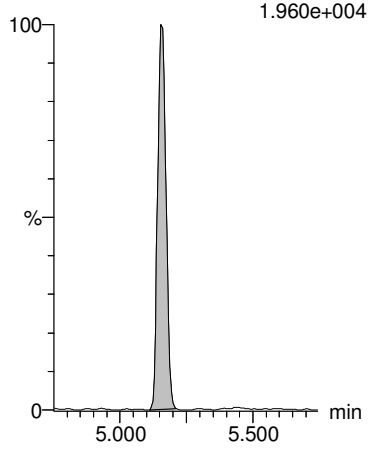

13C2-8:2 FTS

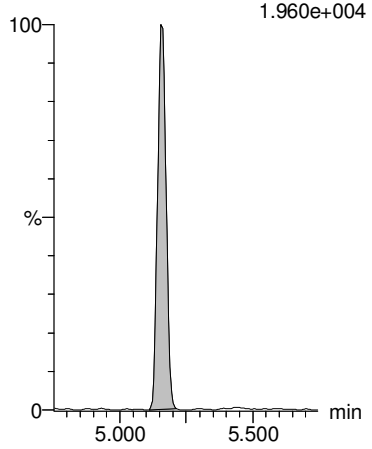

GM 7/27/2018

MMM 8/19/2018

Dataset: F:\Projects\PFAS.PRO\Results\180724M1\180724M1-61.qld

Last Altered: Friday, July 27, 2018 11:08:10 Pacific Daylight Time
Printed: Friday, July 27, 2018 11:08:19 Pacific Daylight Time

Name: 180724M1_61, Date: 25-Jul-2018, Time: 07:37:14, ID: B8G0154-BS1 OPR 0.25, Description: OPR

L-MeFOSAA

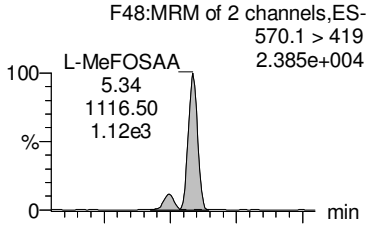

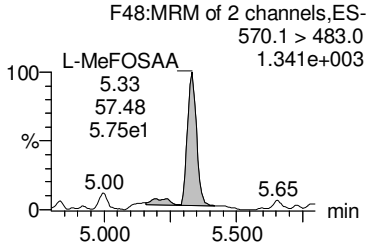

Total N-MeFOSAA

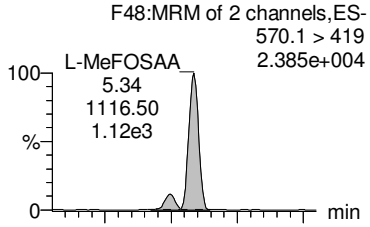

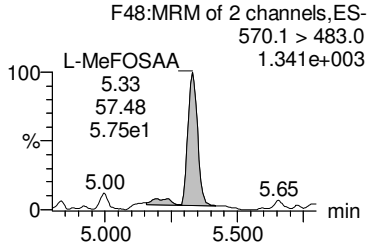

L-EtFOSAA

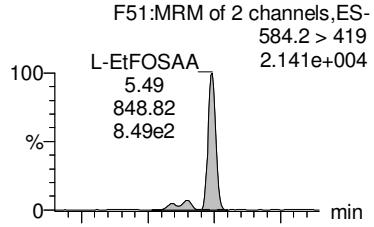

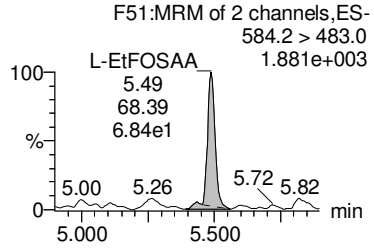

Total N-EtFOSAA

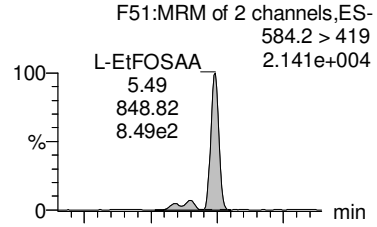

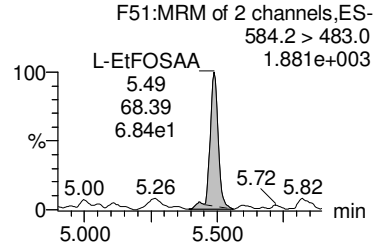

PFUdA

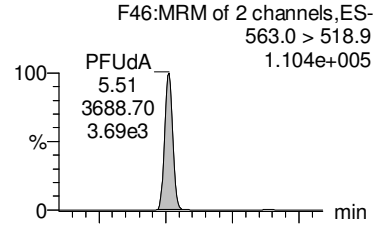

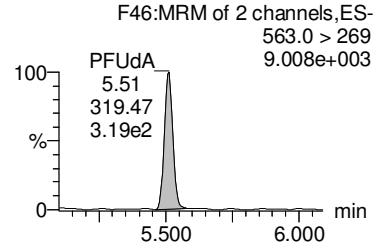

d3-N-MeFOSAA

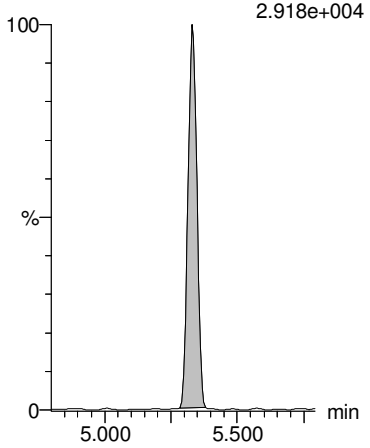

d3-N-MeFOSAA

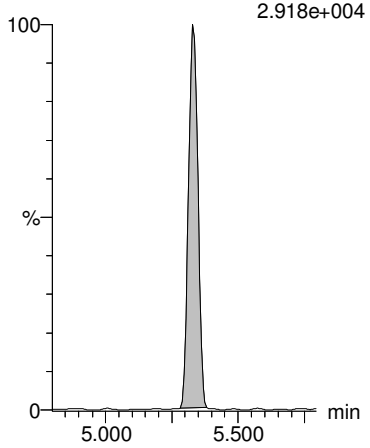

d5-N-EtFOSAA

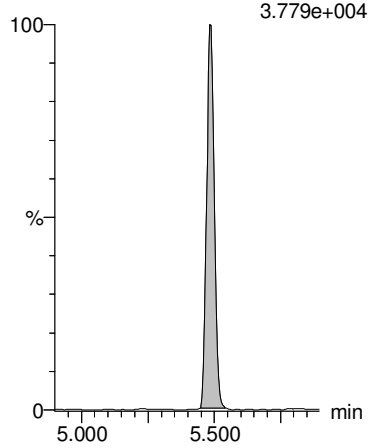

d5-N-EtFOSAA

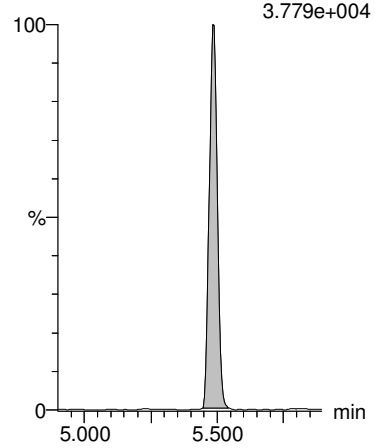

13C2-PFUdA

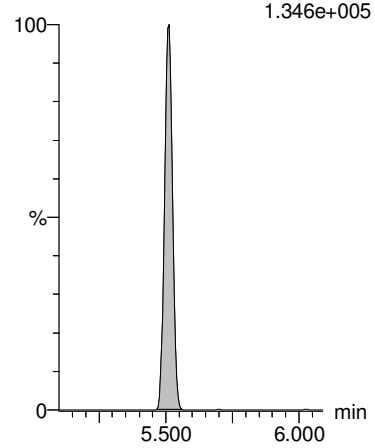

GM 7/27/2018

Dataset: F:\Projects\PFAS.PRO\Results\180724M1\180724M1-61.qld

Last Altered: Friday, July 27, 2018 11:08:10 Pacific Daylight Time
Printed: Friday, July 27, 2018 11:08:19 Pacific Daylight Time

Name: 180724M1_61, Date: 25-Jul-2018, Time: 07:37:14, ID: B8G0154-BS1 OPR 0.25, Description: OPR

PFDS

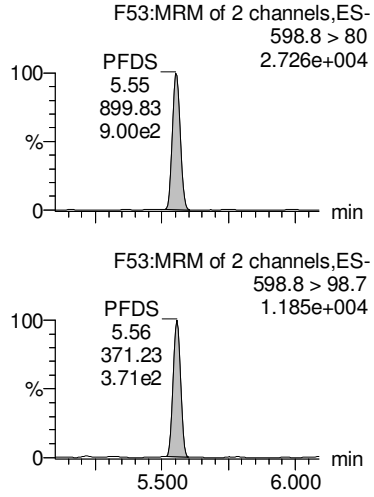

PFDoA

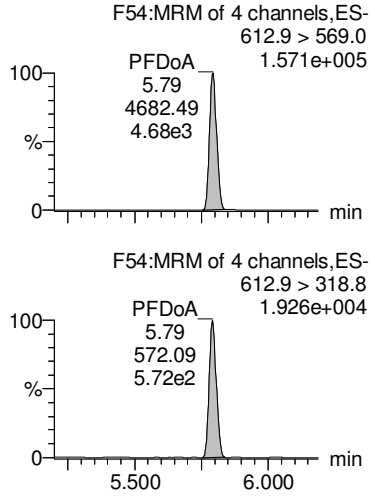

PFTrDA

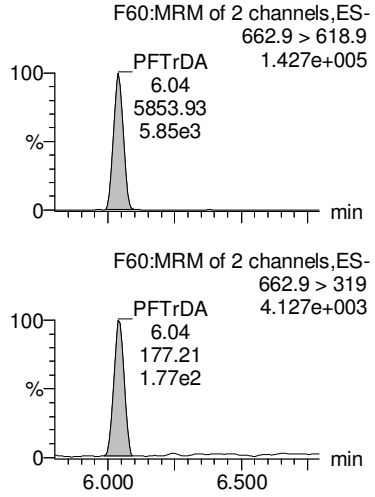

PFTeDA

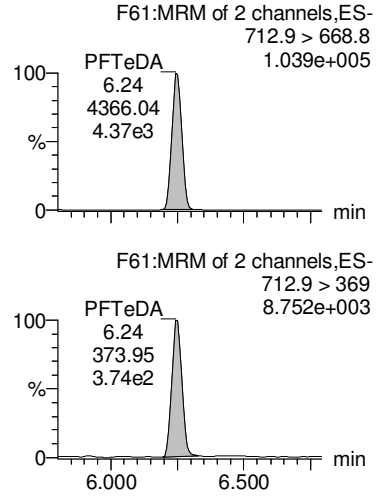

N-MeFOSA

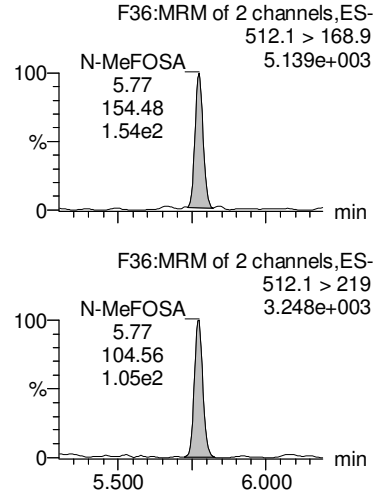

13C2-PFUdA

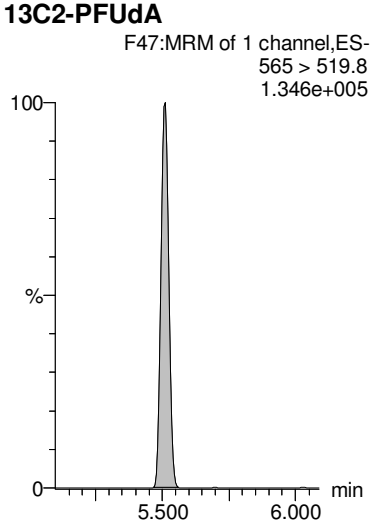

13C2-PFDoA

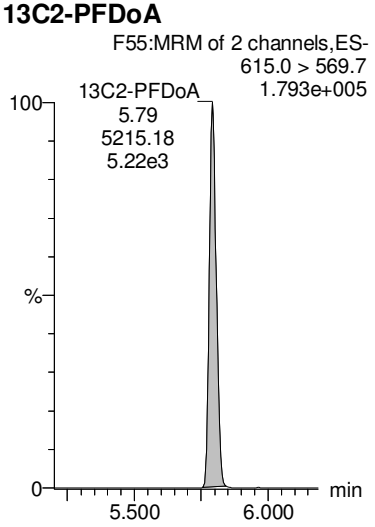

13C2-PFDoA

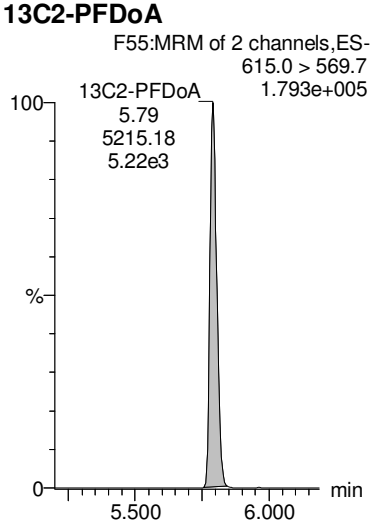

13C2-PFTeDA

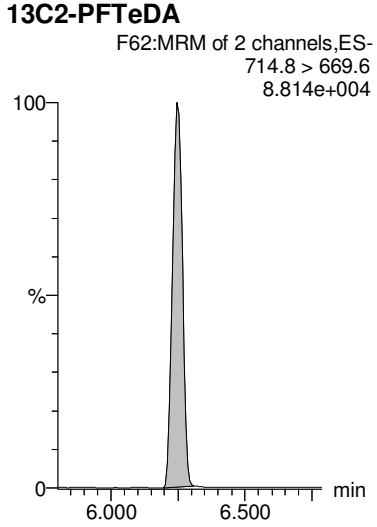

d3-N-MeFOSA

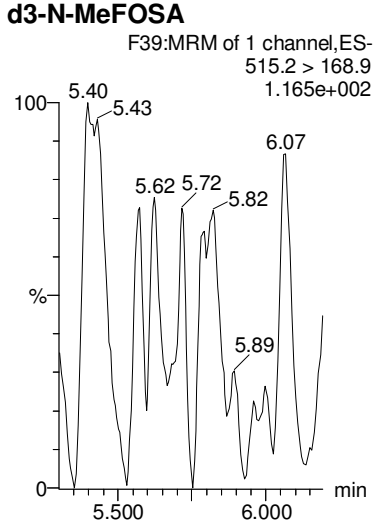

GM 7/27/2018

Dataset: F:\Projects\PFAS.PRO\Results\180724M1\180724M1-61.qld

Last Altered: Friday, July 27, 2018 11:08:10 Pacific Daylight Time
Printed: Friday, July 27, 2018 11:08:19 Pacific Daylight Time

Name: 180724M1_61, Date: 25-Jul-2018, Time: 07:37:14, ID: B8G0154-BS1 OPR 0.25, Description: OPR

N-EtFOSA

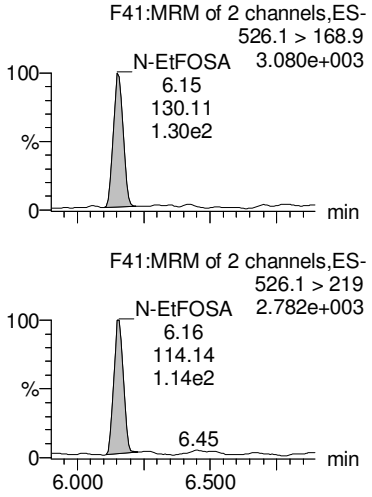

PFHxDA

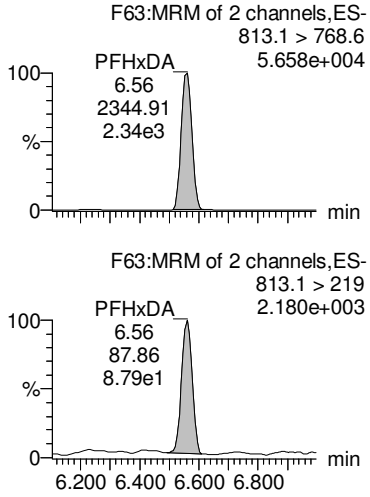

PFODA

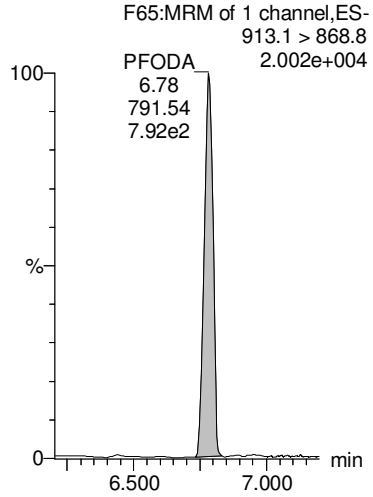

N-MeFOSE

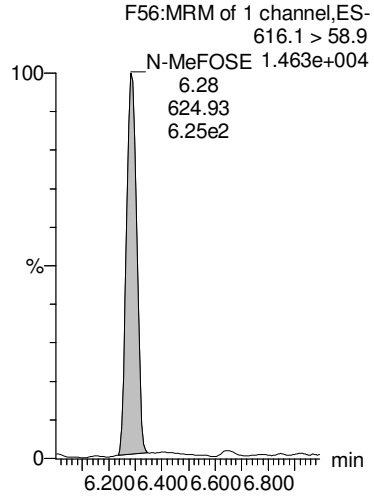

N-EtFOSE

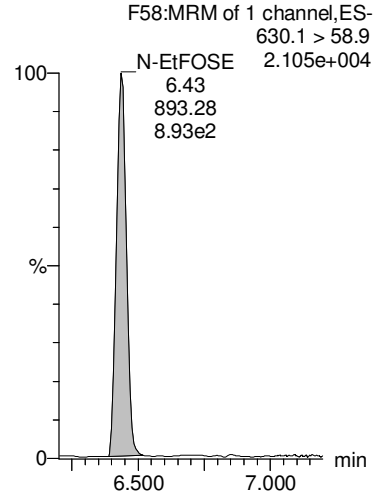

d5-N-ETFOSA

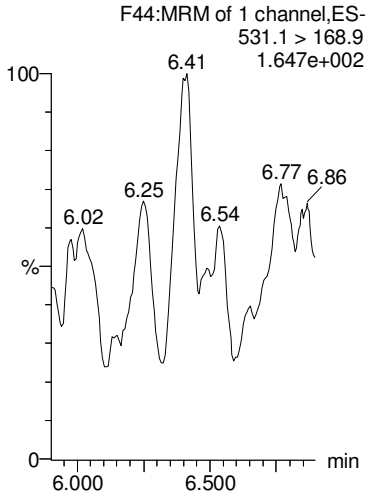

13C2-PFHxDA

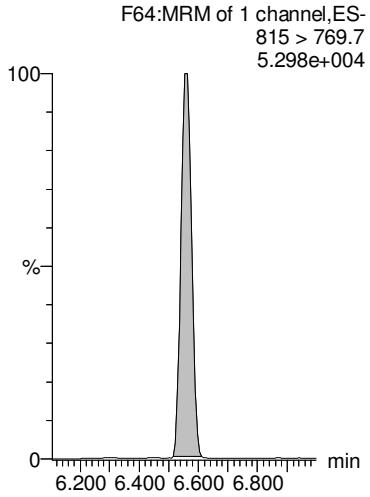

13C2-PFHxDA

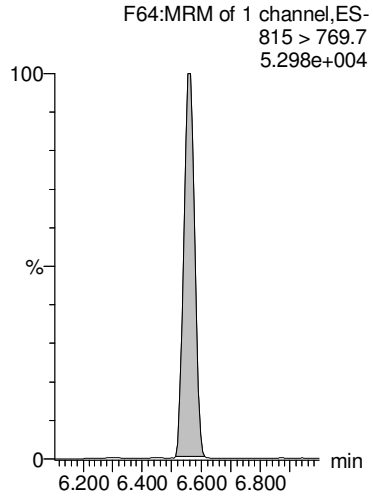

d7-N-MeFOSE

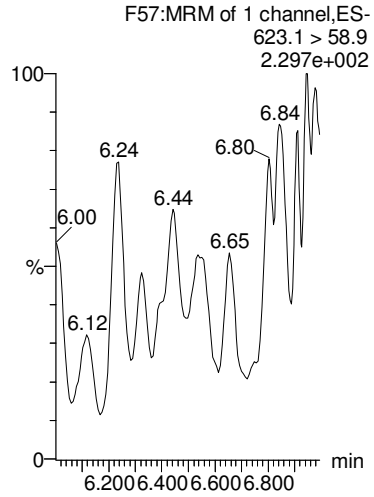

d9-N-EtFOSE

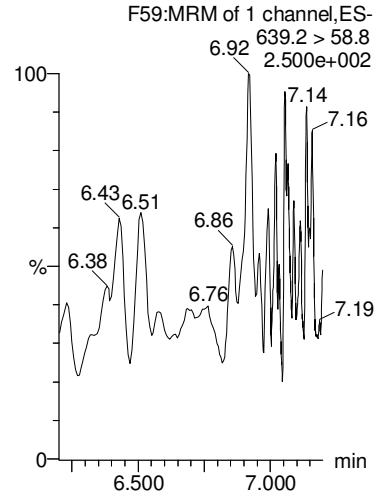

GM 7/27/2018

Dataset: F:\Projects\PFAS.PRO\Results\180724M1\180724M1-61.qld

Last Altered: Friday, July 27, 2018 11:08:10 Pacific Daylight Time
Printed: Friday, July 27, 2018 11:08:19 Pacific Daylight Time

Name: 180724M1_61, Date: 25-Jul-2018, Time: 07:37:14, ID: B8G0154-BS1 OPR 0.25, Description: OPR

TCDA

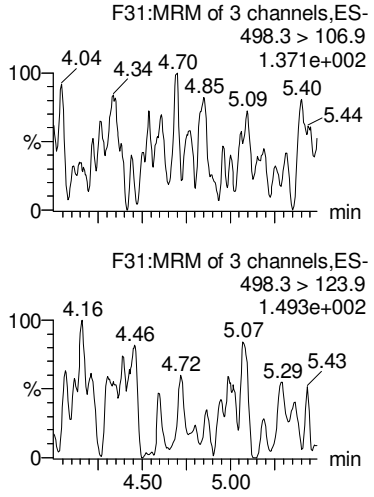

13C5-PFHxA

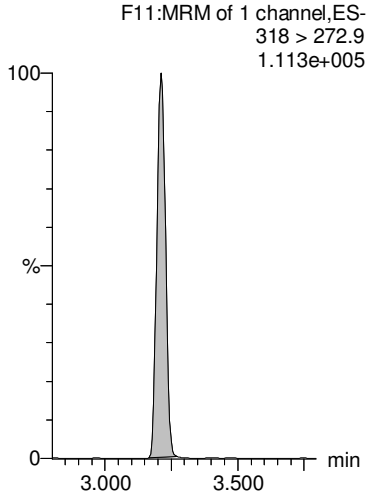

13C4-PFBA

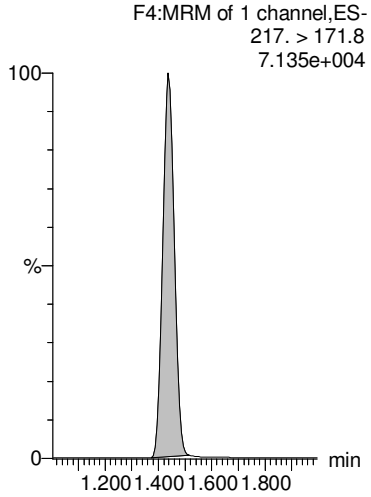

13C3-PFHxS

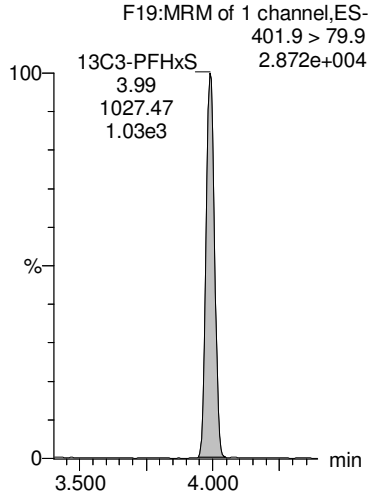

13C8-PFOA

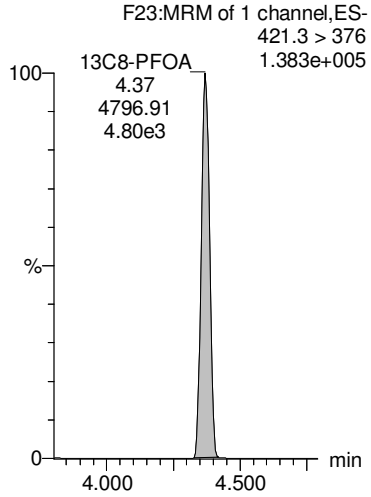

13C8-PFOS

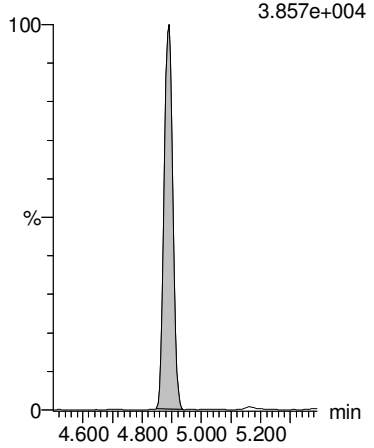

13C9-PFNA

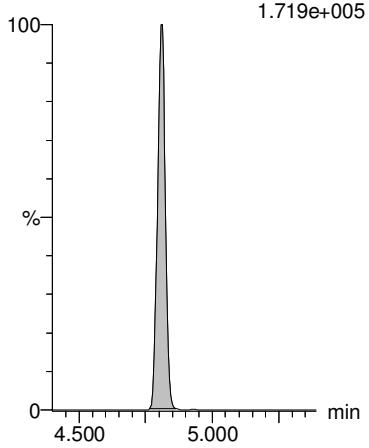

13C4-PFOS

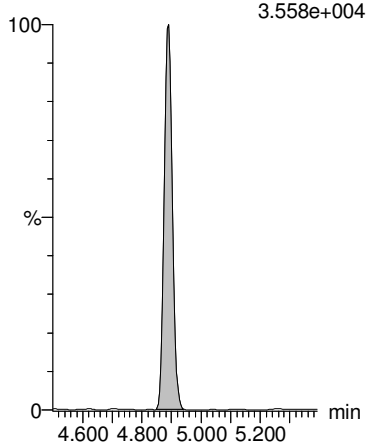

13C6-PFDA

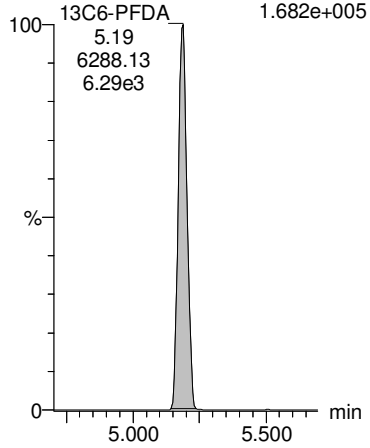

13C7-PFUdA

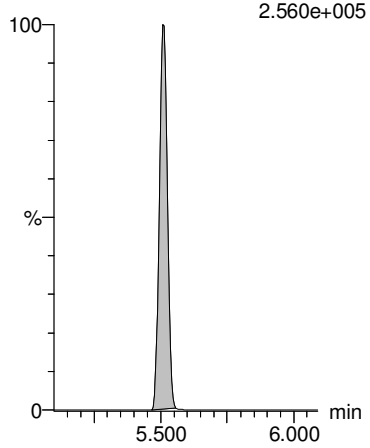

GM 7/27/2018

Vista Analytical Laboratory

Dataset: Z:\Projects\PFAS.PRO\Results\180815M1\180815M1-19.qld

Last Altered: Thursday, August 16, 2018 15:09:11 Pacific Daylight Time
Printed: Thursday, August 16, 2018 15:09:42 Pacific Daylight Time

Name: 180815M1_19, Date: 15-Aug-2018, Time: 20:45:52, ID: B8G0223-BLK1 Method Blank 0.25, Description: Method Blank

	#	Name	Trace	Area	IS Area	wt/vol	RRF	Pred.RT	RT	Response	Conc.	%Rec	Ion Ratio	Ratio Out?
1	1	PFBA	213.0 > 168.8	3.94e1	1.72e3	0.250	0.000	1.15	1.16	0.286				
2	2	PFPeA	263.1 > 218.9		2.53e3	0.250		2.15						
3	3	PFBS	299.0 > 79.7		2.90e2	0.250		2.44						
4	5	PFHxA	313 > 269		1.48e3	0.250		2.96						
5	7	PFHpA	363.0 > 318.9		2.27e3	0.250		3.58						
6	36	13C3-PFBA	216.1 > 171.8	1.72e3	2.34e3	0.250	0.733	1.18	1.16	9.16	45.1073	90.2		
7	37	13C3-PFPeA	266. > 221.8	2.53e3	4.17e3	0.250	0.607	2.19	2.15	7.59	45.7814	91.6		
8	38	13C3-PFBS	302. > 98.8	2.90e2	4.17e3	0.250	0.0696	2.49	2.45	0.870	49.3151	98.6		
9	40	13C2-PFHxA	315 > 270	1.48e3	4.17e3	0.250	0.884	3.00	2.96	4.42	18.1281	90.6		
10	41	13C4-PFHpA	367.2 > 321.8	2.27e3	4.17e3	0.250	0.545	3.61	3.58	6.81	47.9094	95.8		
11	-1													
12	8	L-PFHxS	398.9 > 79.6	3.33e0	2.33e2	0.250	0.000	3.68	3.75	0.179	1.3818		1.893	NO
13	68	Total PFHxS	398.9 > 79.6	3.33e0	2.33e2	0.250		4.05		0.179	1.3818			
14	11	L-PFOA	412.9 > 368.9		3.18e3	0.250		4.14						
15	69	Total PFOA	412.9 > 368.9	0.00e0	3.18e3	0.250		4.48		0.000				
16	15	PFOSA	498 > 77.9		1.86e2	0.250		4.65						
17	42	18O2-PFHxS	403.0 > 102.6	2.33e2	6.29e2	0.250	0.370	3.77	3.74	4.63	40.9200	81.8		
18	42	18O2-PFHxS	403.0 > 102.6	2.33e2	6.29e2	0.250	0.370	3.77	3.74	4.63	40.9200	81.8		
19	44	13C2-PFOA	414.9 > 369.7	3.18e3	4.43e3	0.250	0.719	4.14	4.11	8.98	43.8299	87.7		
20	44	13C2-PFOA	414.9 > 369.7	3.18e3	4.43e3	0.250	0.719	4.14	4.11	8.98	43.8299	87.7		
21	46	13C8-PFOSA	506.1 > 77.7	1.86e2	4.19e3	0.250	0.0444	4.64	4.61	0.556	13.0881	26.2		
22	-1													
23	14	PFNA	463.0 > 418.8		3.11e3	0.250		4.59						
24	16	L-PFOS	498.9 > 79.9		5.31e2	0.250		4.67						
25	70	Total PFOS	498.9 > 79.9	0.00e0	5.31e2	0.250		4.60		0.000				
26	18	PFDA	513 > 468.8		2.75e3	0.250		4.97						
27	25	PFUdA	563.0 > 518.9		3.08e3	0.250		5.30						
28	45	13C5-PFNA	468.2 > 422.9	3.11e3	3.55e3	0.250	0.876	4.59	4.55	10.9	45.5053	91.0		
29	47	13C8-PFOS	507.0 > 79.9	5.31e2	6.85e2	0.250	0.775	4.68	4.64	9.68	36.2883	72.6		
30	47	13C8-PFOS	507.0 > 79.9	5.31e2	6.85e2	0.250	0.775	4.68	4.64	9.68	36.2883	72.6		
31	48	13C2-PFDA	515.1 > 469.9	2.75e3	4.08e3	0.250	0.675	4.97	4.94	8.43	36.0195	72.0		
32	51	13C2-PFUdA	565 > 519.8	3.08e3	4.19e3	0.250	0.736	5.30	5.27	9.20	34.9824	70.0		
33	-1													
34	21	L-MeFOSAA	570 > 419		3.59e2	0.250		5.03						
35	71	Total N-MeFOSAA	570. > 419	0.00e0	3.59e2	0.250		5.07		0.000				
36	23	L-EtFOSAA	584.1 > 419		4.77e2	0.250		5.28						

KBF 8/16/2018

Vista Analytical Laboratory

Dataset: Z:\Projects\PFAS.PRO\Results\180815M1\180815M1-19.qld

Last Altered: Thursday, August 16, 2018 15:09:11 Pacific Daylight Time
Printed: Thursday, August 16, 2018 15:09:42 Pacific Daylight Time

Name: 180815M1_19, Date: 15-Aug-2018, Time: 20:45:52, ID: B8G0223-BLK1 Method Blank 0.25, Description: Method Blank

	#	Name	Trace	Area	IS Area	wt/vol	RRF	Pred.RT	RT	Response	Conc.	%Rec	Ion Ratio	Ratio Out?
37	72	Total N-EtFOSAA	584.1 > 419	0.00e0	4.77e2	0.250		5.23		0.000				
38	26	PFDS	598.8 > 79.9		5.31e2	0.250		5.35						
39	50	d3-N-MeFOSAA	573.3 > 419	3.59e2	4.19e3	0.250	0.0856	5.12	5.08	1.07	26.8983	53.8		
40	50	d3-N-MeFOSAA	573.3 > 419	3.59e2	4.19e3	0.250	0.0856	5.12	5.08	1.07	26.8983	53.8		
41	52	d5-N-EtFOSAA	589.3 > 419	4.77e2	4.19e3	0.250	0.114	5.27	5.25	1.43	25.8623	51.7		
42	52	d5-N-EtFOSAA	589.3 > 419	4.77e2	4.19e3	0.250	0.114	5.27	5.25	1.43	25.8623	51.7		
43	51	13C2-PFUdA	565 > 519.8	3.08e3	4.19e3	0.250	0.736	5.30	5.27	9.20	34.9824	70.0		
44	-1													
45	27	PFDoA	612.9 > 569.0		3.23e3	0.250		5.59						
46	29	PFTrDA	662.9 > 618.9		3.23e3	0.250		5.83						
47	30	PFTeDA	712.8 > 669.0		2.18e3	0.250		6.05						
48	73	TCDA	498.3>106.9			0.250		5.11						
49	60	13C4-PFBA	217. > 172	2.34e3	2.34e3	0.250	1.00	1.19	1.16	12.5	50.0000	100.0		
50	53	13C2-PFDoA	615.0 > 569.7	3.23e3	4.08e3	0.250	0.791	5.59	5.56	9.88	36.8878	73.8		
51	53	13C2-PFDoA	615.0 > 569.7	3.23e3	4.08e3	0.250	0.791	5.59	5.56	9.88	36.8878	73.8		
52	55	13C2-PFTeDA	714.8 > 669.6	2.18e3	4.19e3	0.250	0.520	6.05	6.03	6.50	35.2580	70.5		
53	47	13C8-PFOS	507.0 > 79.9	5.31e2	6.85e2	0.250	0.775	4.68	4.64	9.68	36.2883	72.6		
54	62	13C3-PFHxS	401.8 > 79.9	6.29e2	6.29e2	0.250	1.00	3.77	3.73	12.5	50.0000	100.0		
55	-1													
56	66	13C6-PFDA	519.1 > 473.7	4.08e3	4.08e3	0.250	1.00	4.97	4.93	12.5	50.0000	100.0		
57	67	13C7-PFUdA	570.1 > 524.8	4.19e3	4.19e3	0.250	1.00	5.29	5.26	12.5	50.0000	100.0		
58	65	13C4-PFOS	503 > 79.9	6.85e2	6.85e2	0.250	1.00	4.67	4.64	12.5	50.0000	100.0		
59	64	13C9-PFNA	472.2 > 426.9	3.55e3	3.55e3	0.250	1.00	4.59	4.55	12.5	50.0000	100.0		
60	61	13C5-PFHxA	318 > 272.9	4.17e3	4.17e3	0.250	1.00	3.00	2.96	12.5	50.0000	100.0		

KBF 8/16/2018

Vista Analytical Laboratory

Dataset: Z:\Projects\PFAS.PRO\Results\180815M1\180815M1-19.qld

Last Altered: Thursday, August 16, 2018 15:09:11 Pacific Daylight Time
Printed: Thursday, August 16, 2018 15:09:42 Pacific Daylight Time

Method: Z:\Projects\PFAS.PRO\MethDB\PFAS_FULL_80C_081518.mdb 16 Aug 2018 10:43:15
Calibration: Z:\Projects\PFAS.PRO\CurveDB\C18_VAL-PFAS_Q4_08-15-18.cdb 16 Aug 2018 10:33:39

Name: 180815M1_19, Date: 15-Aug-2018, Time: 20:45:52, ID: B8G0223-BLK1 Method Blank 0.25, Description: Method Blank

PFBA

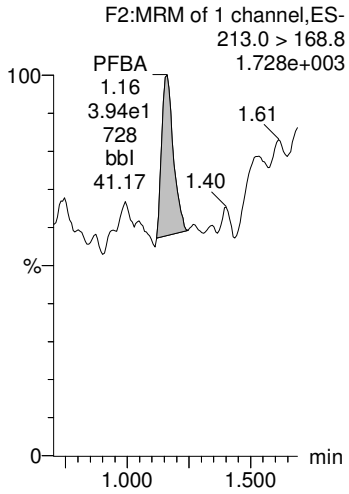

PFPeA

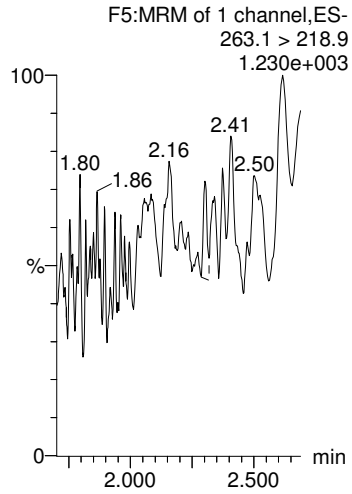

PFBS

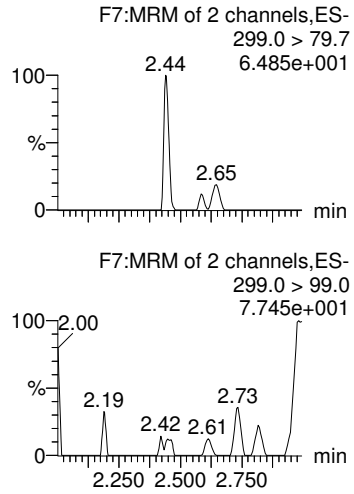

PFHxA

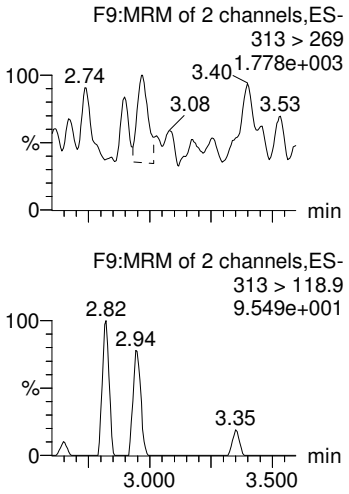

PFHpA

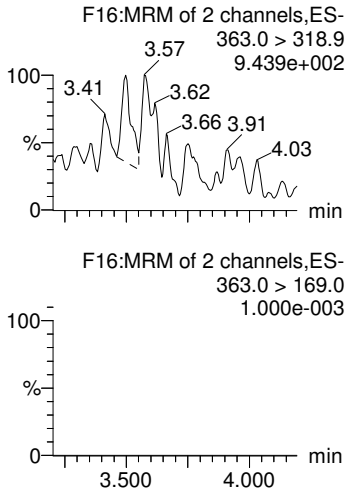

13C3-PFBA

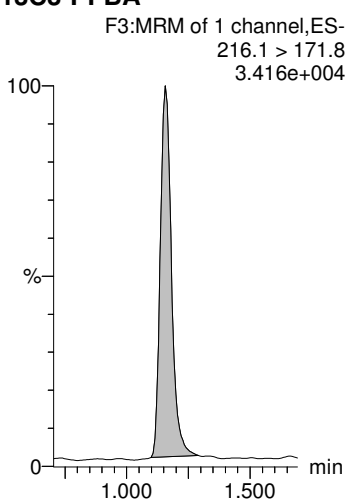

13C3-PFPeA

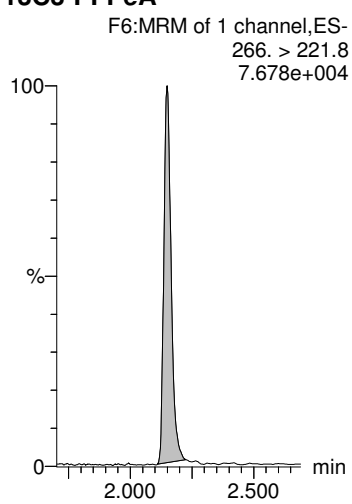

13C3-PFBS

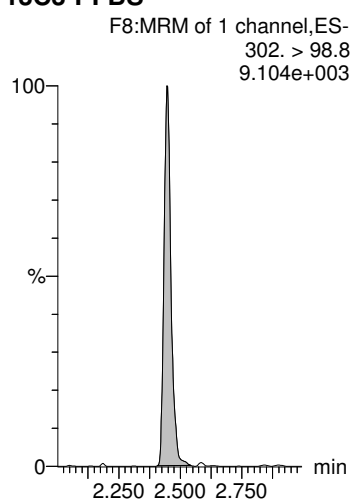

13C2-PFHxA

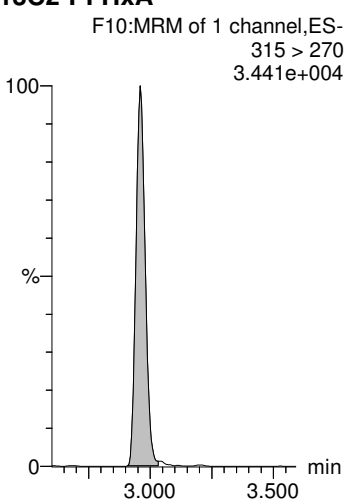

13C4-PFHpA

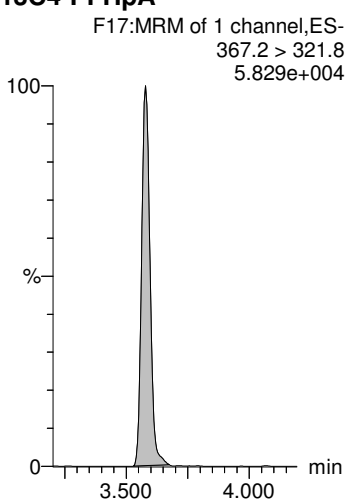

KBF 8/16/2018

Dataset: Z:\Projects\PFAS.PRO\Results\180815M1\180815M1-19.qld

Last Altered: Thursday, August 16, 2018 15:09:11 Pacific Daylight Time
Printed: Thursday, August 16, 2018 15:09:42 Pacific Daylight Time

Name: 180815M1_19, Date: 15-Aug-2018, Time: 20:45:52, ID: B8G0223-BLK1 Method Blank 0.25, Description: Method Blank

L-PFHxS

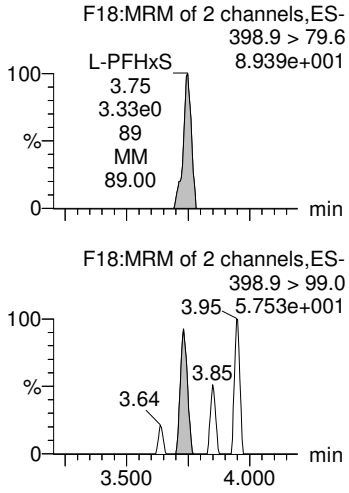

Total PFHxS

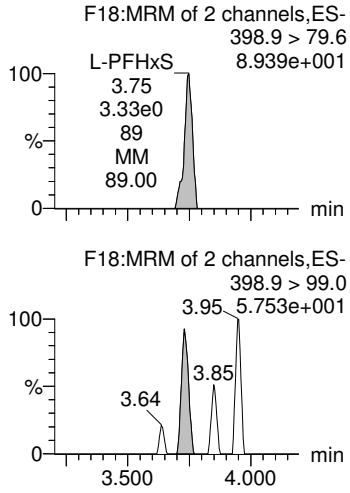

L-PFOA

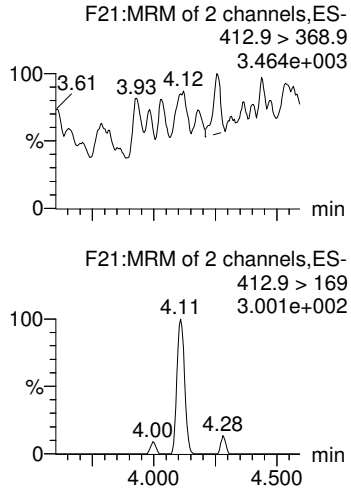

Total PFOA

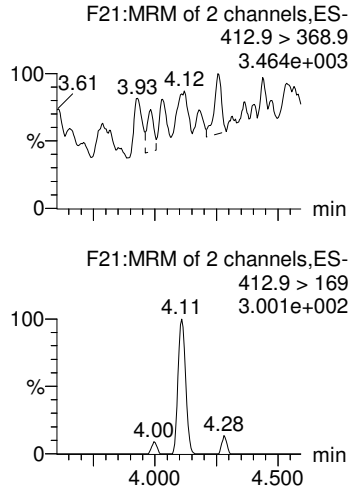

PFOSA

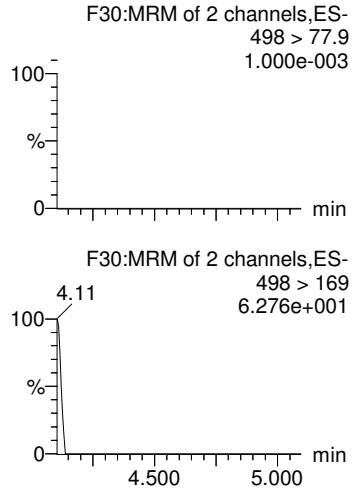

18O2-PFHxS

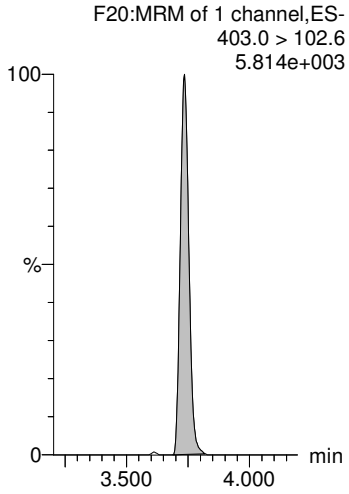

18O2-PFHxS

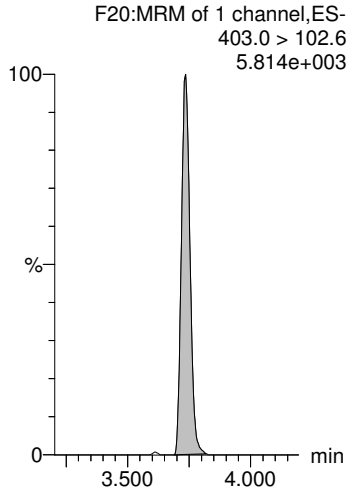

13C2-PFOA

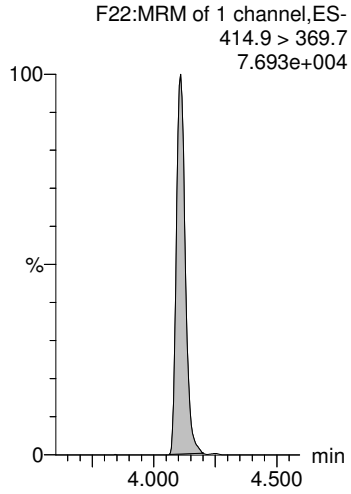

13C2-PFOA

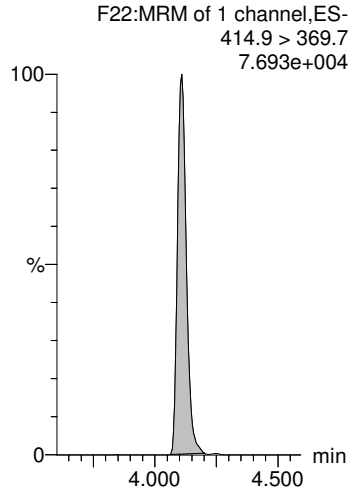

13C8-PFOSA

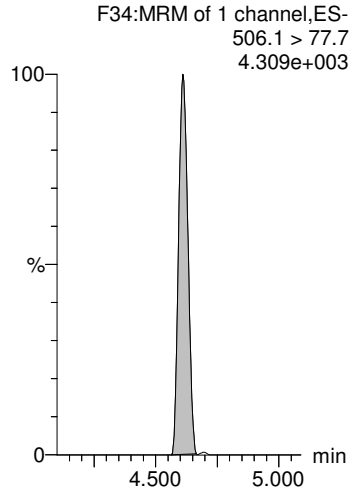

KBF 8/16/2018

Dataset: Z:\Projects\PFAS.PRO\Results\180815M1\180815M1-19.qld

Last Altered: Thursday, August 16, 2018 15:09:11 Pacific Daylight Time
Printed: Thursday, August 16, 2018 15:09:42 Pacific Daylight Time

Name: 180815M1_19, Date: 15-Aug-2018, Time: 20:45:52, ID: B8G0223-BLK1 Method Blank 0.25, Description: Method Blank

PFNA

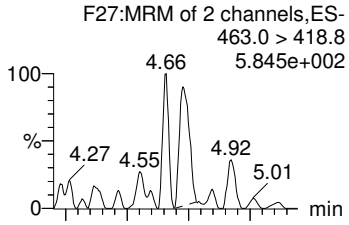

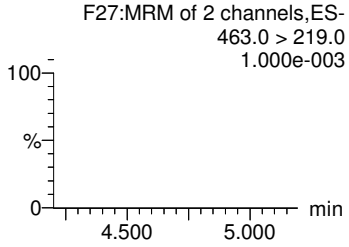

L-PFOS

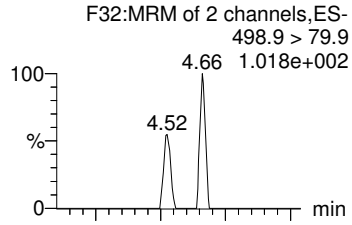

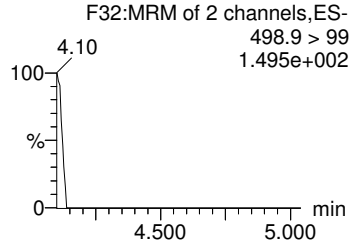

Total PFOS

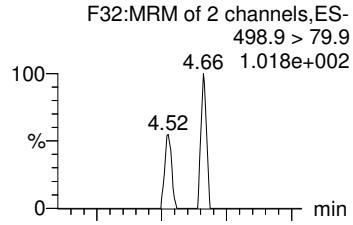

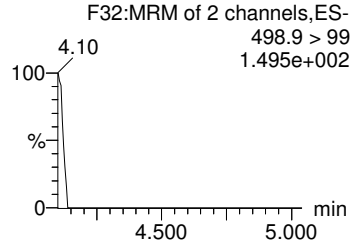

PFDA

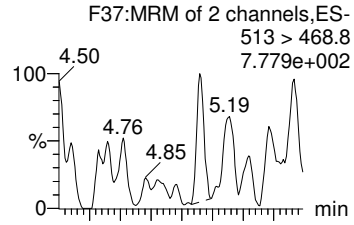

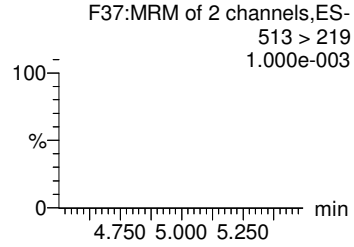

PFUdA

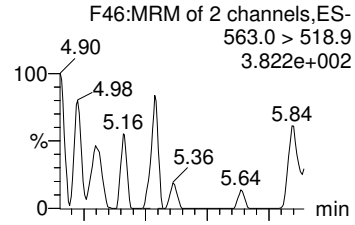

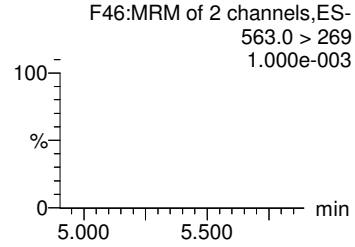

13C5-PFNA

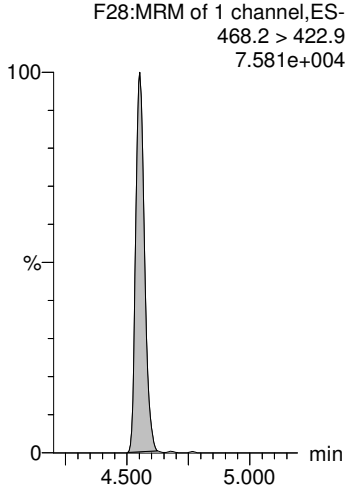

13C8-PFOS

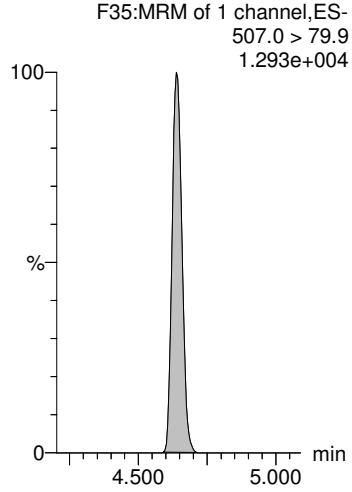

13C8-PFOS

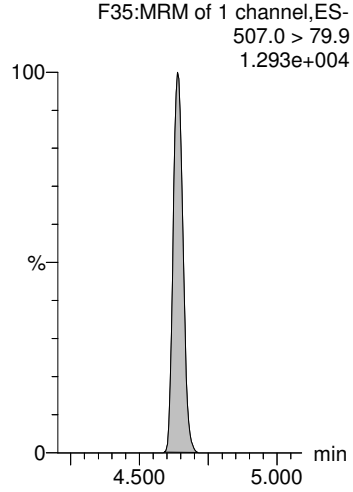

13C2-PFDA

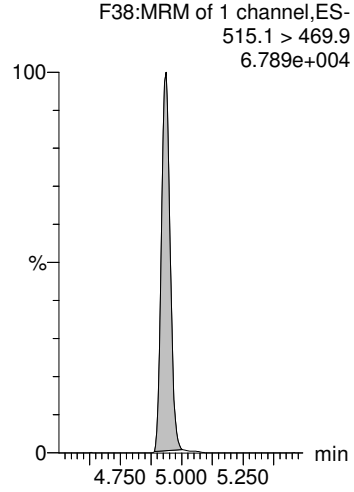

13C2-PFUdA

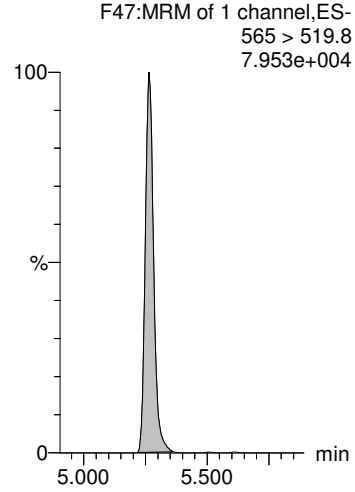

KBF 8/16/2018

Dataset: Z:\Projects\PFAS.PRO\Results\180815M1\180815M1-19.qld

Last Altered: Thursday, August 16, 2018 15:09:11 Pacific Daylight Time
Printed: Thursday, August 16, 2018 15:09:42 Pacific Daylight Time

Name: 180815M1_19, Date: 15-Aug-2018, Time: 20:45:52, ID: B8G0223-BLK1 Method Blank 0.25, Description: Method Blank

L-MeFOSAA



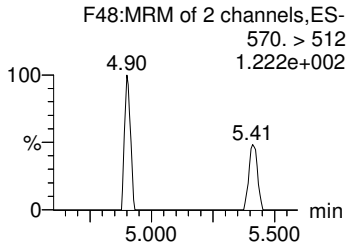

Total N-MeFOSAA

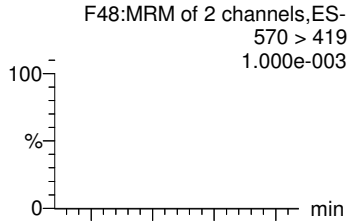

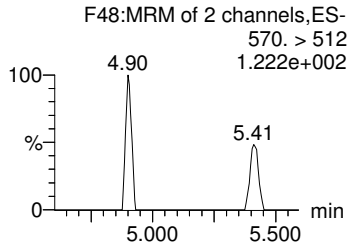

L-EtFOSAA

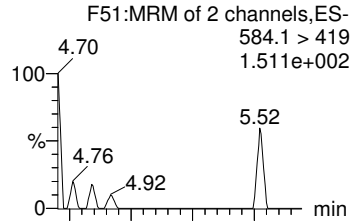

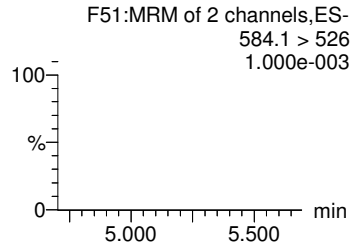

Total N-EtFOSAA

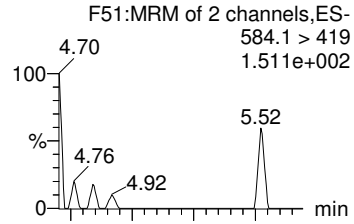

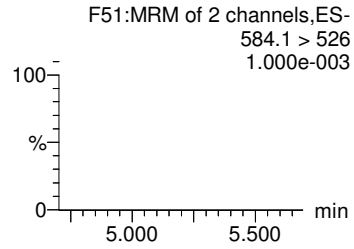

PFDS

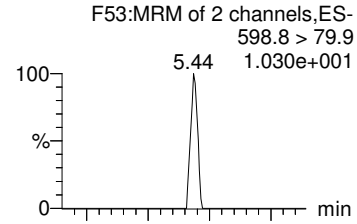

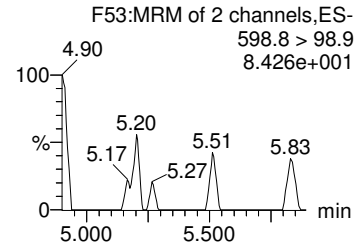

d3-N-MeFOSAA

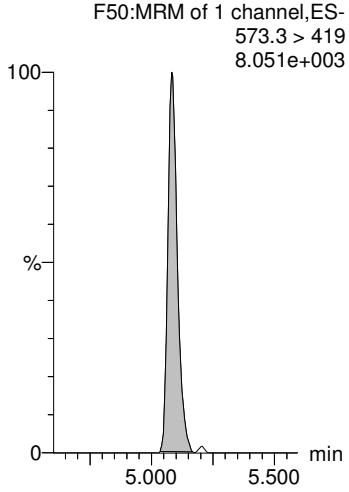

d3-N-MeFOSAA

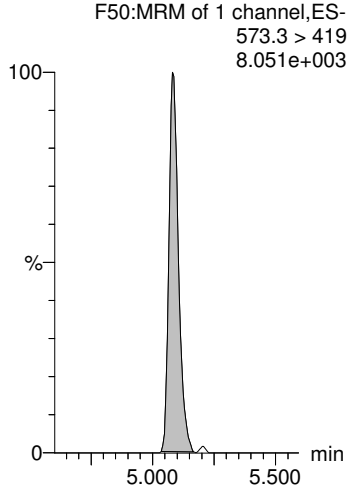

d5-N-EtFOSAA

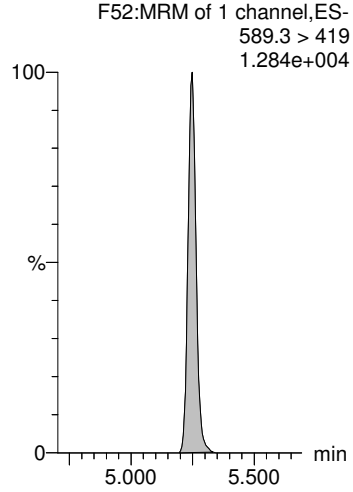

d5-N-EtFOSAA

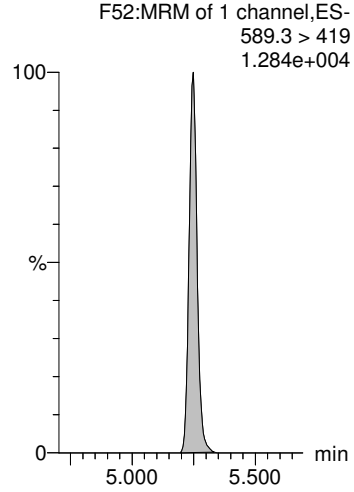

13C2-PFUdA

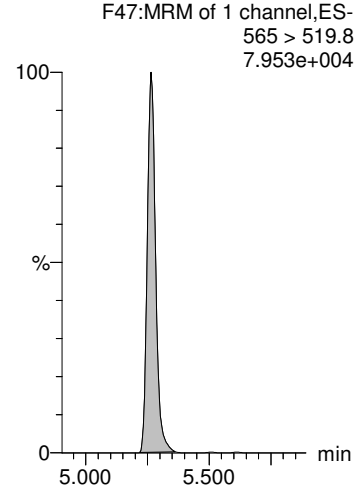

KBF 8/16/2018

Dataset: Z:\Projects\PFAS.PRO\Results\180815M1\180815M1-19.qld

Last Altered: Thursday, August 16, 2018 15:09:11 Pacific Daylight Time
Printed: Thursday, August 16, 2018 15:09:42 Pacific Daylight Time

Name: 180815M1_19, Date: 15-Aug-2018, Time: 20:45:52, ID: B8G0223-BLK1 Method Blank 0.25, Description: Method Blank

PFDoA

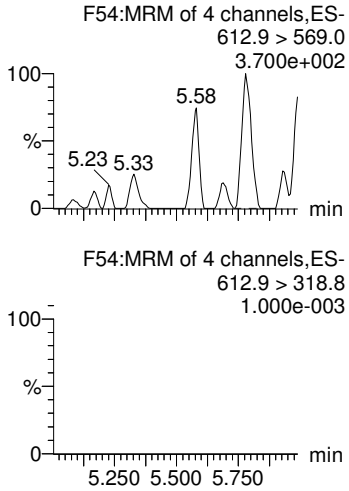

PFTrDA

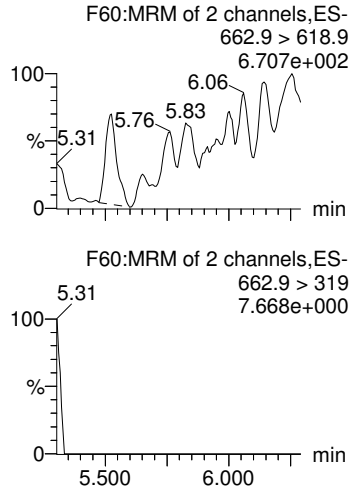

PFTeDA

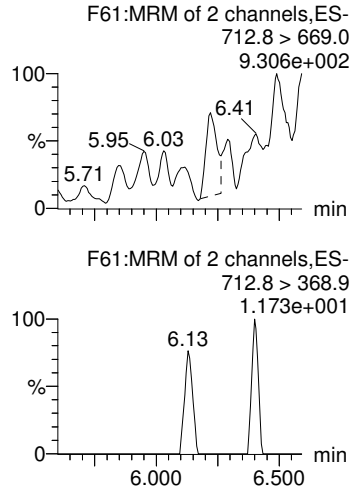

TCDA

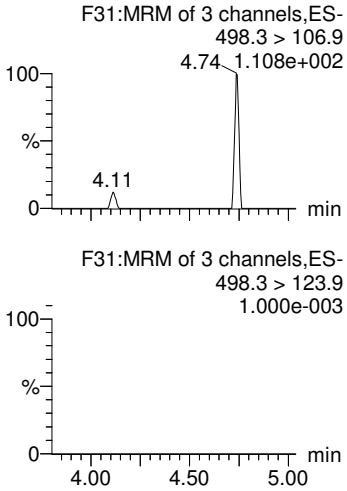

13C4-PFBA

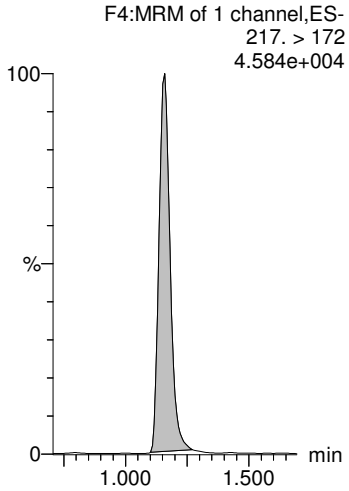

13C2-PFDoA

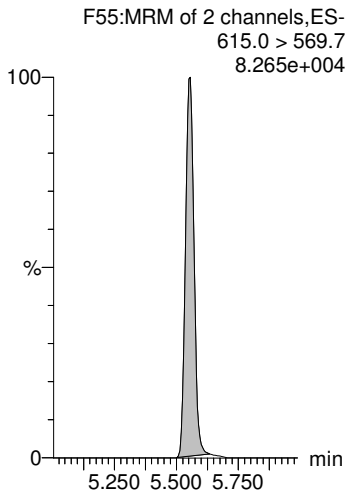

13C2-PFDoA

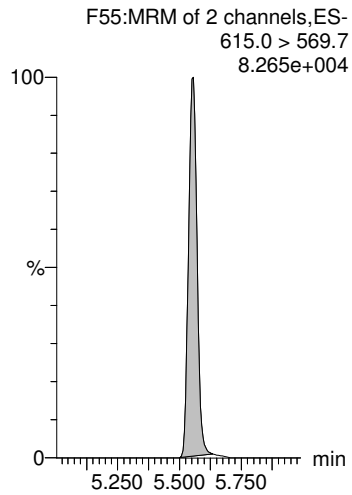

13C2-PFTeDA

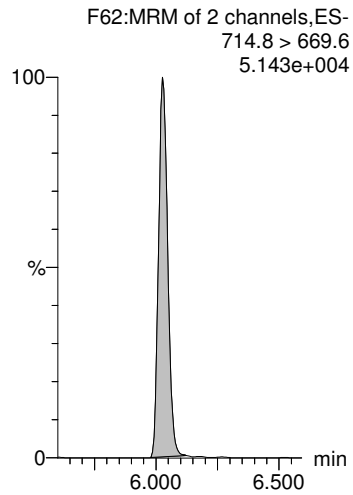

13C8-PFOS

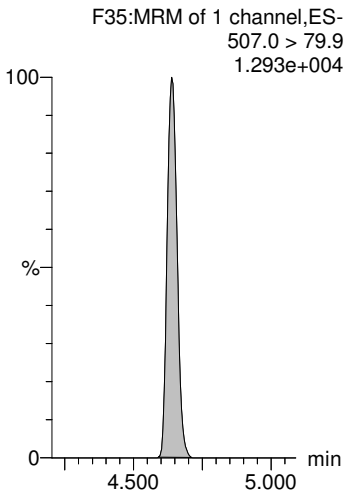

13C3-PFHxS

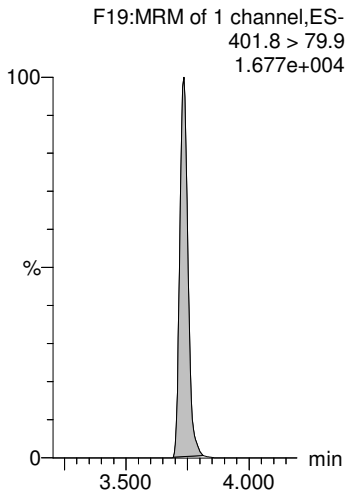

KBF 8/16/2018

Dataset: Z:\Projects\PFAS.PRO\Results\180815M1\180815M1-19.qld

Last Altered: Thursday, August 16, 2018 15:09:11 Pacific Daylight Time
Printed: Thursday, August 16, 2018 15:09:42 Pacific Daylight Time

Name: 180815M1_19, Date: 15-Aug-2018, Time: 20:45:52, ID: B8G0223-BLK1 Method Blank 0.25, Description: Method Blank

13C6-PFDA

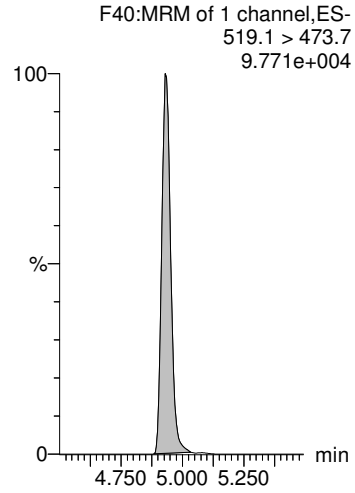

13C7-PFUdA

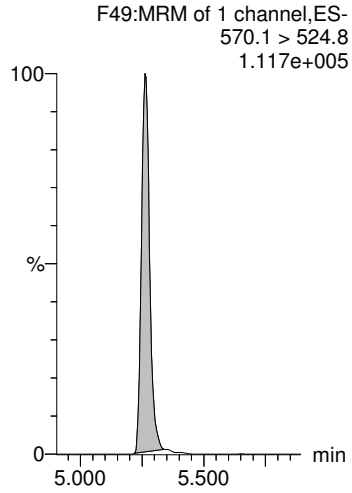

13C4-PFOS

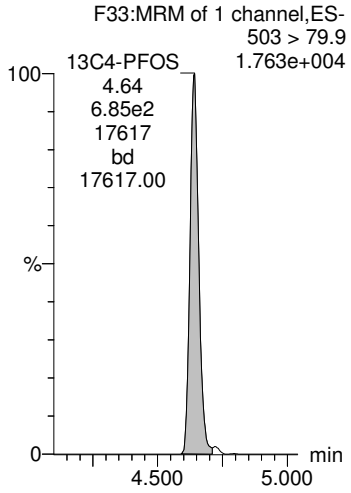

13C9-PFNA

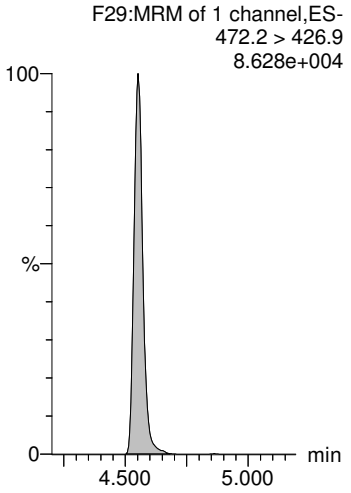

13C5-PFHxA

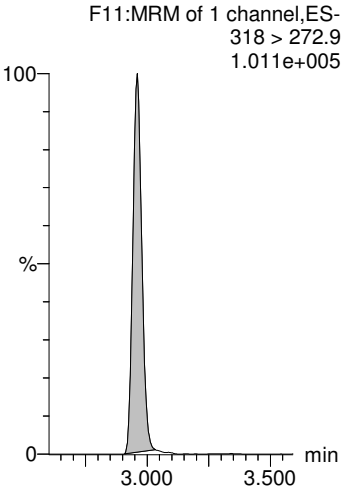

KBF 8/16/2018

Vista Analytical Laboratory

Dataset: F:\Projects\PFAS.PRO\Results\180817M1\180817M1-48.qld

Last Altered: Sunday, August 19, 2018 15:22:42 Pacific Daylight Time
Printed: Sunday, August 19, 2018 15:22:59 Pacific Daylight Time

Name: 180817M1_48, Date: 18-Aug-2018, Time: 02:24:51, ID: B8G0223-BS1 OPR 0.25, Description: OPR

	#	Name	Trace	Area	IS Area	wt/vol	RRF	RT	Respon...	Conc.	%Rec	Ion Ratio	Ratio Out?	
1	1	PFBA	213.0 > 168.8	6.34e3	7.23e3	0.250	1.10	1.17	11.0	38.7332	96.8			
2	2	PFPeA	263.1 > 218.9	8.11e3	1.04e4	0.250	0.974	2.15	9.74	40.7978	102.0			
3	3	PFBS	299.0 > 79.7	1.85e3	1.25e3	0.250	1.84	2.44	18.4	39.3494	98.4	2.67	NO	
4	4	4:2 FTS	327.2>307.2	2.12e3	2.80e3	0.250	0.944	2.86	9.44	41.1161	102.8	1.60	NO	
5	5	PFHxA	313 > 269	1.20e4	6.03e3	0.250	0.992	2.95	9.92	41.0999	102.7	15.6	NO	
6	36	13C3-PFBA	216.1 > 171.8	7.23e3	9.20e3	0.250	0.786	1.17	9.82	47.3364	94.7			
7	37	13C3-PFPeA	266. > 221.8	1.04e4	1.66e4	0.250	0.627	2.15	7.84	46.6032	93.2			
8	38	13C3-PFBS	302. > 98.8	1.25e3	1.66e4	0.250	0.0754	2.44	0.942	55.9865	112.0			
9	39	13C2-4:2 FTS	329.2>308.9	2.80e3	1.66e4	0.250	0.169	2.86	2.11	51.2798	102.6			
10	40	13C2-PFHxA	315 > 270	6.03e3	1.66e4	0.250	0.909	2.95	4.54	18.7860	93.9			
11	-1													
12	6	PFPeS	349.1>80.1	1.66e3	1.25e3	0.250	1.66	3.16	16.6	38.2463	95.6	1.92	NO	
13	7	PFHpA	363.0 > 318.9	8.71e3	9.94e3	0.250	1.10	3.57	11.0	40.6116	101.5	26.4	NO	
14	8	L-PFHxS	398.9 > 79.6	1.29e3	1.06e3	0.250	1.52	3.73	15.2	37.9915	95.0	1.51	NO	
15	68	Total PFHxS	398.9 > 79.6	1.29e3	1.06e3	0.250			15.2	37.9915				
16	10	6:2 FTS	427.1 > 407	2.26e3	2.73e3	0.250	1.03	4.04	10.3	42.6764	106.7	2.57	NO	
17	38	13C3-PFBS	302. > 98.8	1.25e3	1.66e4	0.250	0.0754	2.44	0.942	55.9865	112.0			
18	41	13C4-PFHpA	367.2 > 321.8	9.94e3	1.66e4	0.250	0.599	3.57	7.48	49.1781	98.4			
19	42	18O2-PFHxS	403.0 > 102.6	1.06e3	2.22e3	0.250	0.479	3.73	5.98	49.7842	99.6			
20	42	18O2-PFHxS	403.0 > 102.6	1.06e3	2.22e3	0.250	0.479	3.73	5.98	49.7842	99.6			
21	43	13C2-6:2 FTS	429.1 > 408.9	2.73e3	1.88e4	0.250	0.145	4.04	1.81	47.7941	95.6			
22	-1													
23	11	L-PFOA	412.9 > 368.9	1.24e4	1.47e4	0.250	1.06	4.10	10.6	43.2617	108.2	3.31	NO	
24	69	Total PFOA	412.9 > 368.9	1.24e4	1.47e4	0.250			10.6	43.2617				
25	13	PFHpS	449 > 80.0	1.70e3	2.61e3	0.250	0.816	4.21	8.16	38.2566	95.6	1.58	NO	
26	16	L-PFOS	498.9 > 79.9	1.88e3	2.61e3	0.250	0.903	4.63	9.03	41.8241	104.6	1.78	NO	
27	70	Total PFOS	498.9 > 79.9	1.88e3	2.61e3	0.250			9.03	41.8241				
28	44	13C2-PFOA	414.9 > 369.7	1.47e4	1.88e4	0.250	0.780	4.10	9.75	46.0738	92.1			
29	44	13C2-PFOA	414.9 > 369.7	1.47e4	1.88e4	0.250	0.780	4.10	9.75	46.0738	92.1			
30	47	13C8-PFOS	507.0 > 79.9	2.61e3	2.43e3	0.250	1.07	4.63	13.4	50.8863	101.8			
31	47	13C8-PFOS	507.0 > 79.9	2.61e3	2.43e3	0.250	1.07	4.63	13.4	50.8863	101.8			
32	47	13C8-PFOS	507.0 > 79.9	2.61e3	2.43e3	0.250	1.07	4.63	13.4	50.8863	101.8			
33	-1													
34	14	PFNA	463.0 > 418.8	1.35e4	1.44e4	0.250	1.17	4.55	11.7	40.6726	101.7	5.86	NO	
35	15	PFOSA	498 > 77.9	8.75e2	1.02e3	0.250	1.07	4.60	10.7	41.7605	104.4	25.0	NO	GM 8/19/2018
36	18	PFDA	513 > 468.8	1.19e4	1.25e4	0.250	1.19	4.93	11.9	40.7819	102.0	6.62	NO	

Vista Analytical Laboratory

Dataset: F:\Projects\PFAS.PRO\Results\180817M1\180817M1-48.qld

Last Altered: Sunday, August 19, 2018 15:22:42 Pacific Daylight Time
Printed: Sunday, August 19, 2018 15:22:59 Pacific Daylight Time

Name: 180817M1_48, Date: 18-Aug-2018, Time: 02:24:51, ID: B8G0223-BS1 OPR 0.25, Description: OPR

	#	Name	Trace	Area	IS Area	wt/vol	RRF	RT	Respon...	Conc.	%Rec	Ion Ratio	Ratio Out?
37	19	8:2 FTS	527 > 506.9	2.21e3	2.30e3	0.250	1.20	4.89	12.0	38.5387	96.3	2.32	NO
38	20	PFNS	549.1 > 80.1	1.52e3	2.61e3	0.250	0.730	5.00	7.30	35.6847	89.2	1.46	NO
39	45	13C5-PFNA	468.2 > 422.9	1.44e4	1.76e4	0.250	0.817	4.55	10.2	41.6302	83.3		
40	46	13C8-PFOSA	506.1 > 77.7	1.02e3	1.78e4	0.250	0.0572	4.61	0.716	18.6322	37.3		
41	48	13C2-PFDA	515.1 > 469.9	1.25e4	1.67e4	0.250	0.745	4.93	9.31	37.6723	75.3		
42	49	13C2-8:2 FTS	529.1 > 508.7	2.30e3	1.88e4	0.250	0.122	4.89	1.53	48.0297	96.1		
43	47	13C8-PFOS	507.0 > 79.9	2.61e3	2.43e3	0.250	1.07	4.63	13.4	50.8863	101.8		
44	-1												
45	21	L-MeFOSAA	570 > 419	2.31e3	2.35e3	0.250	1.23	5.09	12.3	41.4779	103.7	2.71	NO
46	71	Total N-MeFOSAA	570. > 419	2.31e3	2.35e3	0.250			12.3	41.4779			
47	23	L-EtFOSAA	584.1 > 419	2.03e3	2.81e3	0.250	0.904	5.24	9.04	39.5832	99.0	1.60	NO
48	72	Total N-EtFOSAA	584.1 > 419	2.03e3	2.81e3	0.250			9.04	39.5832			
49	25	PFUdA	563.0 > 518.9	1.03e4	1.35e4	0.250	0.959	5.26	9.59	40.9704	102.4	14.4	NO
50	50	d3-N-MeFOSAA	573.3 > 419	2.35e3	1.78e4	0.250	0.132	5.08	1.65	26.4908	53.0		
51	50	d3-N-MeFOSAA	573.3 > 419	2.35e3	1.78e4	0.250	0.132	5.08	1.65	26.4908	53.0		
52	52	d5-N-EtFOSAA	589.3 > 419	2.81e3	1.78e4	0.250	0.158	5.24	1.97	27.9885	56.0		
53	52	d5-N-EtFOSAA	589.3 > 419	2.81e3	1.78e4	0.250	0.158	5.24	1.97	27.9885	56.0		
54	51	13C2-PFUdA	565 > 519.8	1.35e4	1.78e4	0.250	0.757	5.26	9.46	36.9365	73.9		
55	-1												
56	26	PFDS	598.8 > 79.9	1.54e3	2.61e3	0.250	0.739	5.31	7.39	33.2426	83.1	1.90	NO
57	27	PFDoA	612.9 > 569.0	1.16e4	1.27e4	0.250	1.14	5.55	11.4	43.9352	109.8	8.94	NO
58	29	PFTrDA	662.9 > 618.9	1.16e4	1.27e4	0.250	1.14	5.80	11.4	40.8159	102.0	40.1	NO
59	30	PFTeDA	712.8 > 669.0	7.97e3	8.18e3	0.250	1.22	6.02	12.2	42.6385	106.6	11.3	NO
60	28	N-MeFOSA	512.1 > 168.9	1.69e2		0.250	0.000	5.70				1.59	NO
61	51	13C2-PFUdA	565 > 519.8	1.35e4	1.78e4	0.250	0.757	5.26	9.46	36.9365	73.9		
62	53	13C2-PFDoA	615.0 > 569.7	1.27e4	1.67e4	0.250	0.760	5.55	9.50	33.7585	67.5		
63	53	13C2-PFDoA	615.0 > 569.7	1.27e4	1.67e4	0.250	0.760	5.55	9.50	33.7585	67.5		
64	55	13C2-PFTeDA	714.8 > 669.6	8.18e3	1.78e4	0.250	0.459	6.02	5.74	28.2702	56.5		
65	54	d3-N-MeFOSA	515.2 > 168.9		1.78e4	0.250							
66	-1												
67	31	N-EtFOSA	526.1 > 168.9	1.38e2		0.250	0.000	6.15				1.40	NO
68	32	PFHxDA	813.1 > 768.6		1.32e1	0.250							
69	33	PFODA	913.1 > 868.8		1.32e1	0.250							
70	34	N-MeFOSE	616.1 > 58.9			0.250							
71	35	N-EtFOSE	630.1 > 58.9	1.03e3		0.250	0.000	6.50					
72	56	d5-N-ETFOSA	531.1 > 168.9		1.78e4	0.250							

GM 8/19/2018

Vista Analytical Laboratory

Dataset: F:\Projects\PFAS.PRO\Results\180817M1\180817M1-48.qld

Last Altered: Sunday, August 19, 2018 15:22:42 Pacific Daylight Time
Printed: Sunday, August 19, 2018 15:22:59 Pacific Daylight Time

Name: 180817M1_48, Date: 18-Aug-2018, Time: 02:24:51, ID: B8G0223-BS1 OPR 0.25, Description: OPR

	#	Name	Trace	Area	IS Area	wt/vol	RRF	RT	Respon...	Conc.	%Rec	Ion Ratio	Ratio Out?
73	57	13C2-PFHxDA	815 > 769.7	1.32e1	1.78e4	0.250	0.00186	6.38	0.00930	0.0379	0.2		
74	57	13C2-PFHxDA	815 > 769.7	1.32e1	1.78e4	0.250	0.00186	6.38	0.00930	0.0379	0.2		
75	58	d7-N-MeFOSE	623.1 > 58.9		1.78e4	0.250							
76	59	d9-N-EtFOSE	639.2 > 58.8		1.78e4	0.250							
77	-1												
78	73	TCDA	498.3>106.9			0.250							
79	61	13C5-PFHxA	318 > 272.9	1.66e4	1.66e4	0.250	1.00	2.95	12.5	50.0000	100.0		
80	60	13C4-PFBA	217. > 172	9.20e3	9.20e3	0.250	1.00	1.17	12.5	50.0000	100.0		
81	62	13C3-PFHxS	401.8 > 79.9	2.22e3	2.22e3	0.250	1.00	3.73	12.5	50.0000	100.0		
82	63	13C8-PFOA	420.9 > 376	1.88e4	1.88e4	0.250	1.00	4.10	12.5	50.0000	100.0		
83	47	13C8-PFOS	507.0 > 79.9	2.61e3	2.43e3	0.250	1.07	4.63	13.4	50.8863	101.8		
84	64	13C9-PFNA	472.2 > 426.9	1.76e4	1.76e4	0.250	1.00	4.55	12.5	50.0000	100.0		
85	65	13C4-PFOS	503 > 79.9	2.43e3	2.43e3	0.250	1.00	4.63	12.5	50.0000	100.0		
86	66	13C6-PFDA	519.1 > 473.7	1.67e4	1.67e4	0.250	1.00	4.92	12.5	50.0000	100.0		
87	67	13C7-PFUdA	570.1 > 524.8	1.78e4	1.78e4	0.250	1.00	5.26	12.5	50.0000	100.0		

GM 8/19/2018

Dataset: F:\Projects\PFAS.PRO\Results\180817M1\180817M1-48.qld

Last Altered: Sunday, August 19, 2018 15:22:42 Pacific Daylight Time
Printed: Sunday, August 19, 2018 15:22:59 Pacific Daylight Time

Method: F:\Projects\PFAS.PRO\MethDB\PFAS_FULL_80C_081718.mdb 18 Aug 2018 13:22:04
Calibration: F:\Projects\PFAS.PRO\CurveDB\C18_VAL-PFAS_Q4_08-17-18.cdb 18 Aug 2018 11:32:55

Name: 180817M1_48, Date: 18-Aug-2018, Time: 02:24:51, ID: B8G0223-BS1 OPR 0.25, Description: OPR

PFBA

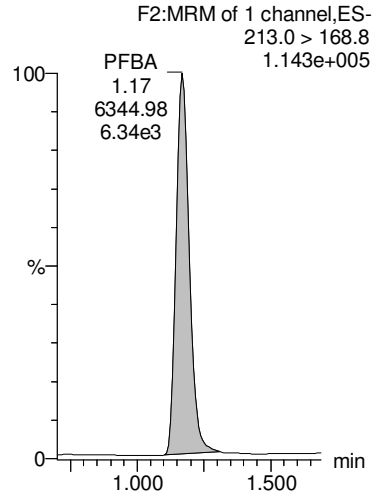

PFPeA

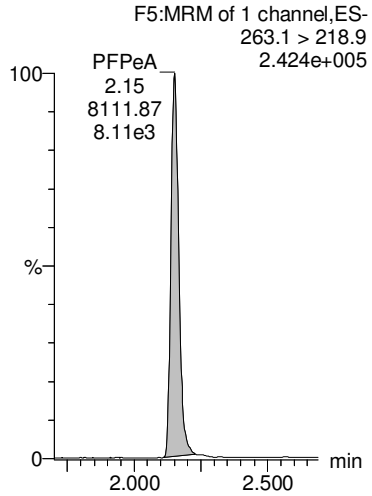

PFBS

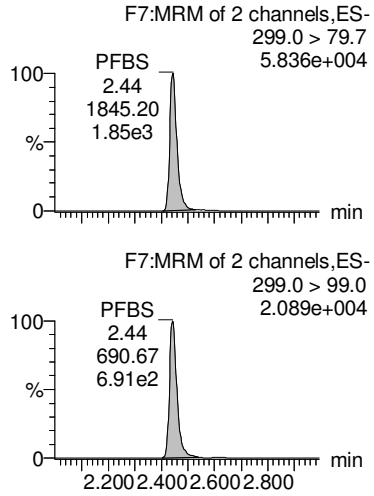

4:2 FTS

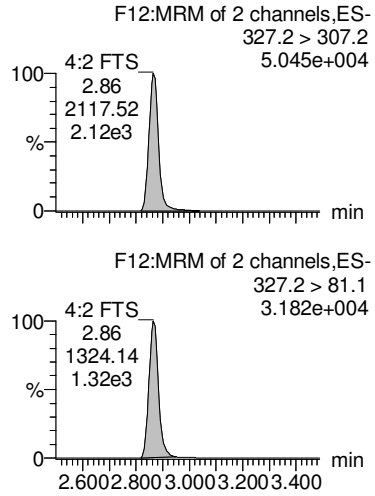

PFHxA

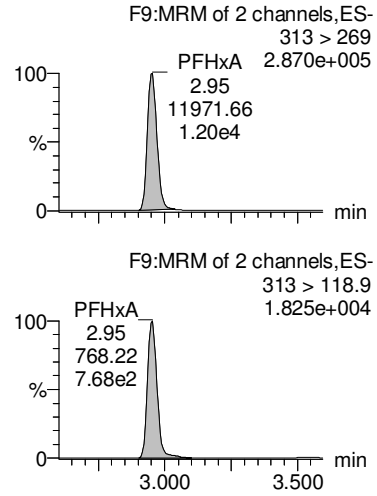

13C3-PFBA

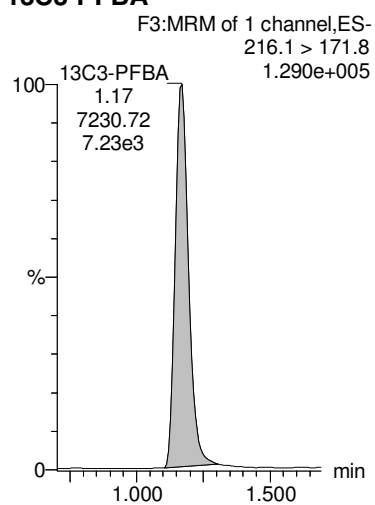

13C3-PFPeA

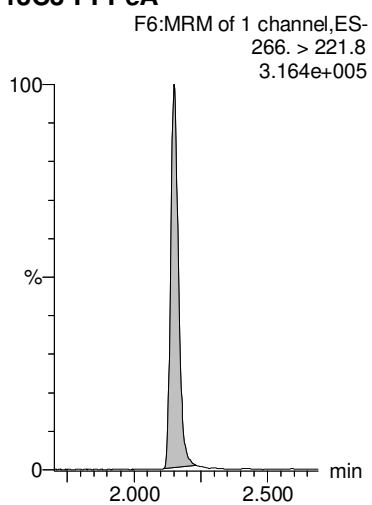

13C3-PFBS

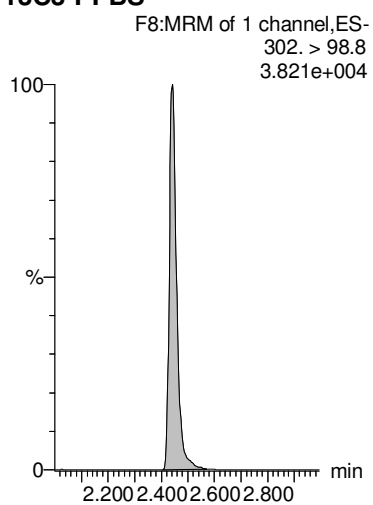

13C2-4:2 FTS

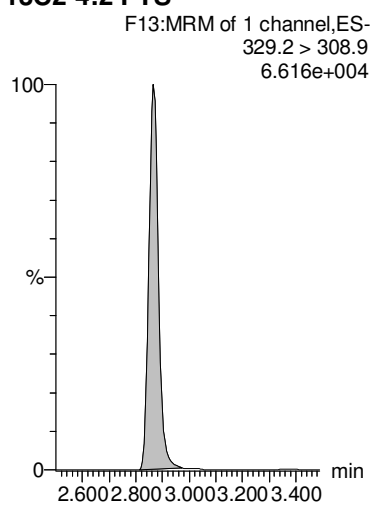

13C2-PFHxA

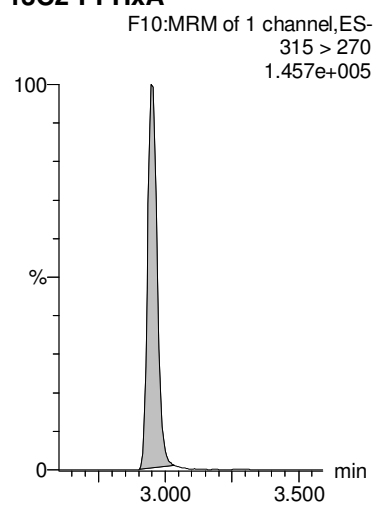

GM 8/19/2018

Dataset: F:\Projects\PFAS.PRO\Results\180817M1\180817M1-48.qld

Last Altered: Sunday, August 19, 2018 15:22:42 Pacific Daylight Time
Printed: Sunday, August 19, 2018 15:22:59 Pacific Daylight Time

Name: 180817M1_48, Date: 18-Aug-2018, Time: 02:24:51, ID: B8G0223-BS1 OPR 0.25, Description: OPR

PFPeS

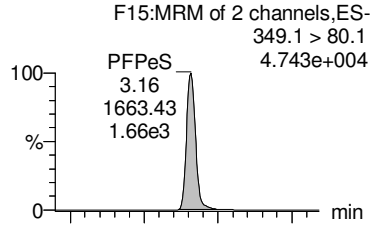

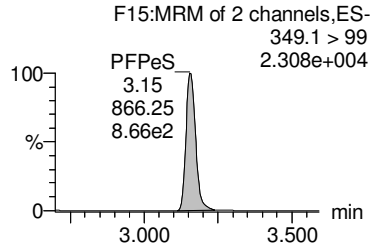

PFHpA

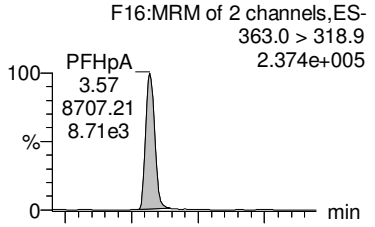

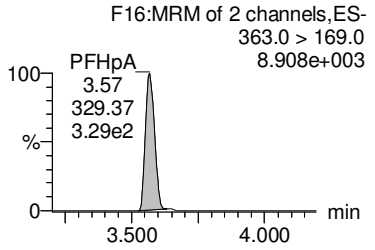

L-PFHxS

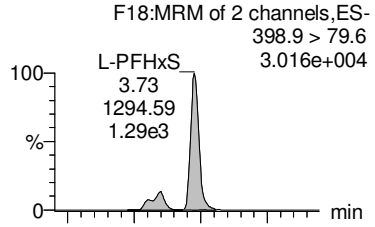

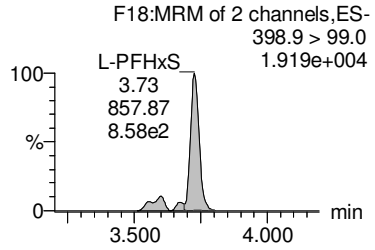

Total PFHxS

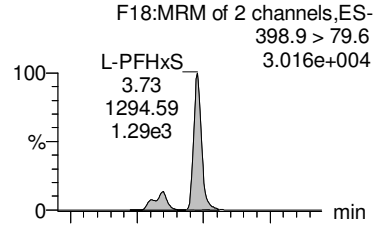

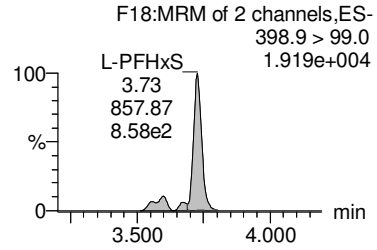

6:2 FTS

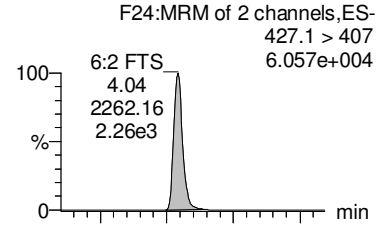

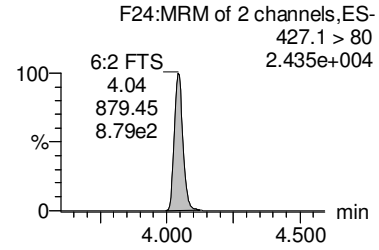

13C3-PFBS

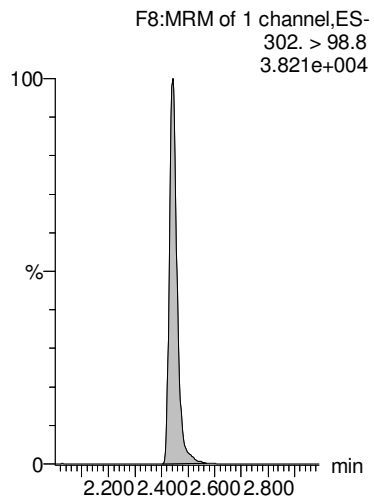

13C4-PFHpA

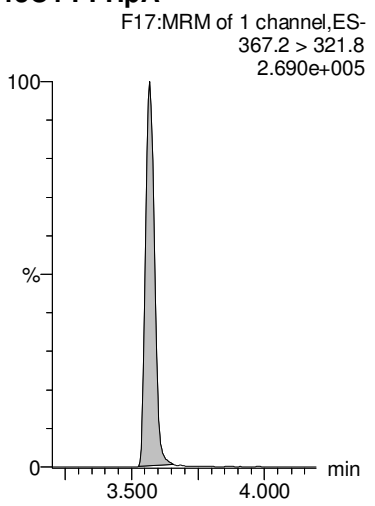

18O2-PFHxS

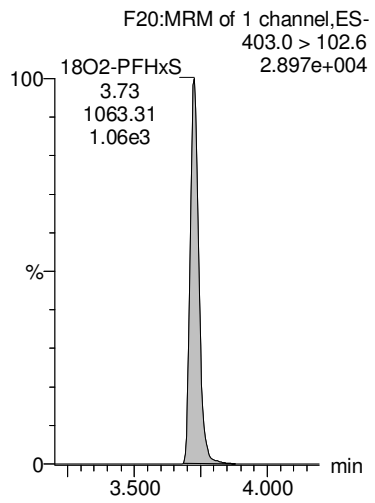

18O2-PFHxS

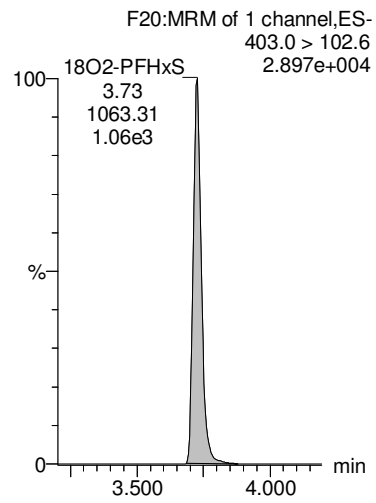

13C2-6:2 FTS

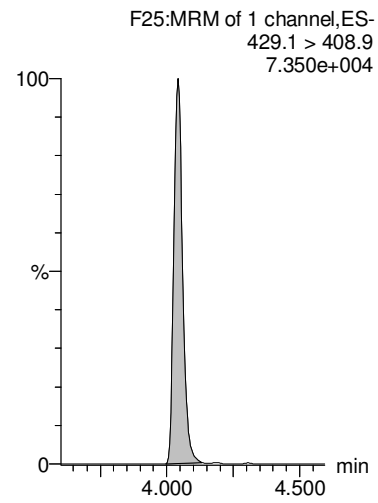

GM 8/19/2018

Dataset: F:\Projects\PFAS.PRO\Results\180817M1\180817M1-48.qld

Last Altered: Sunday, August 19, 2018 15:22:42 Pacific Daylight Time
Printed: Sunday, August 19, 2018 15:22:59 Pacific Daylight Time

Name: 180817M1_48, Date: 18-Aug-2018, Time: 02:24:51, ID: B8G0223-BS1 OPR 0.25, Description: OPR

L-PFOA

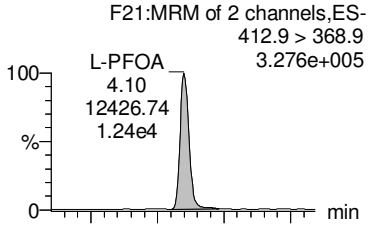

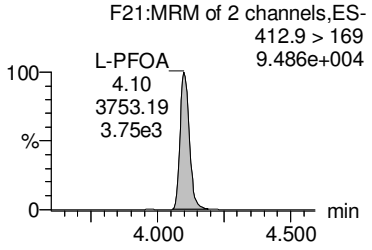

Total PFOA

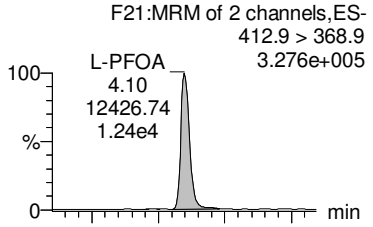

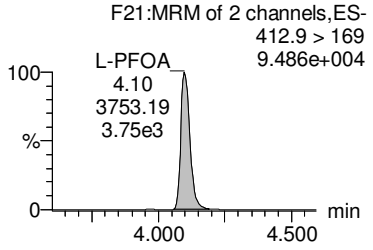

PFHpS

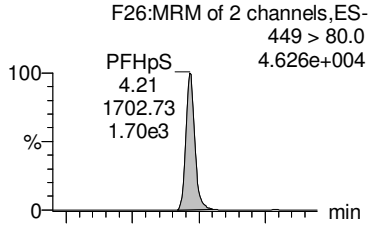

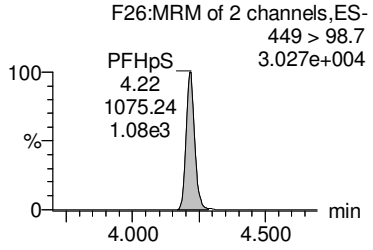

L-PFOS

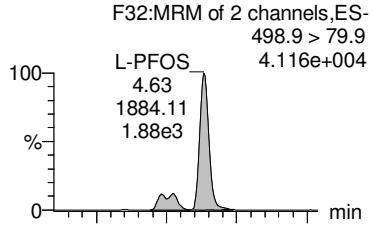

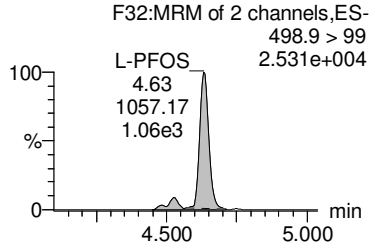

Total PFOS

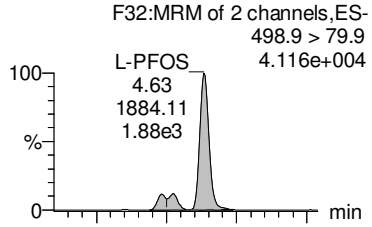

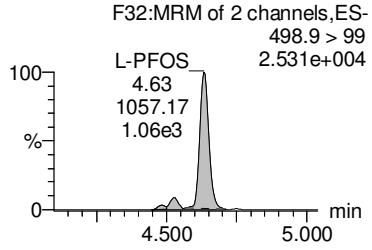

13C2-PFOA

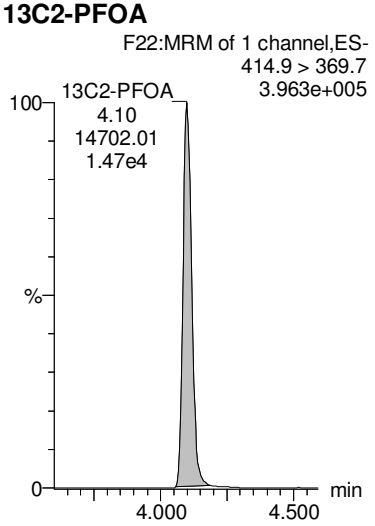

13C2-PFOA

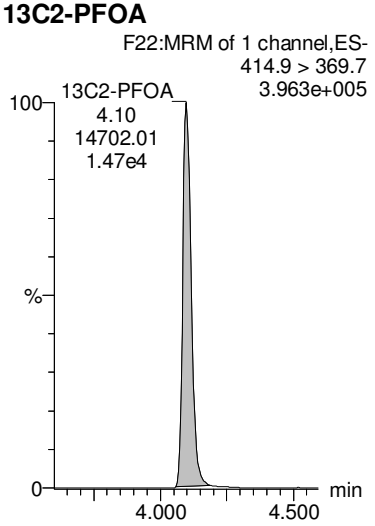

13C8-PFOS

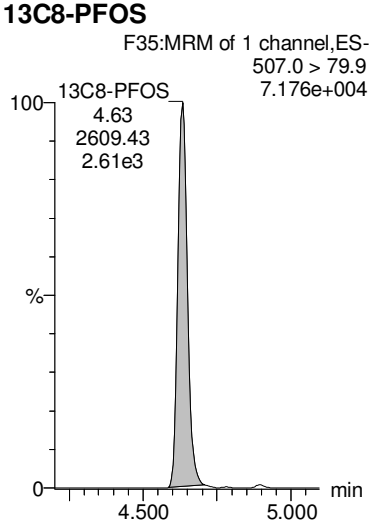

13C8-PFOS

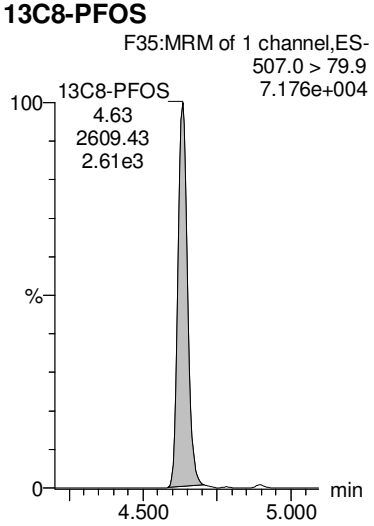

13C8-PFOS

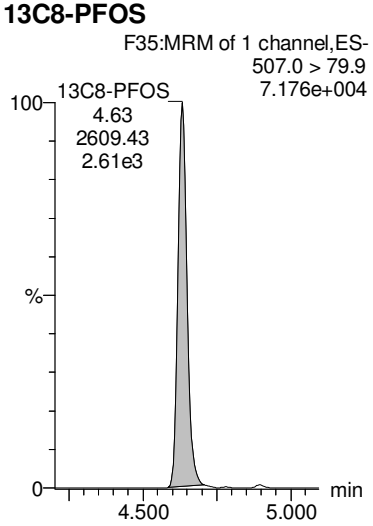

GM 8/19/2018

Dataset: F:\Projects\PFAS.PRO\Results\180817M1\180817M1-48.qld

Last Altered: Sunday, August 19, 2018 15:22:42 Pacific Daylight Time
Printed: Sunday, August 19, 2018 15:22:59 Pacific Daylight Time

Name: 180817M1_48, Date: 18-Aug-2018, Time: 02:24:51, ID: B8G0223-BS1 OPR 0.25, Description: OPR

PFNA

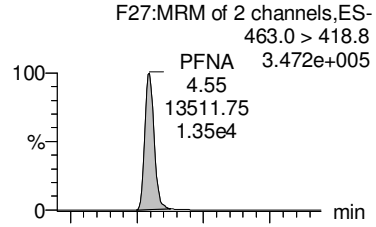

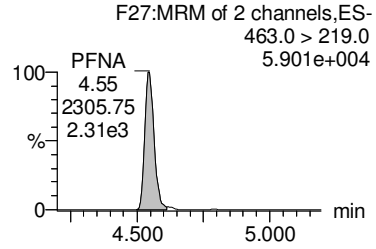

PFOSA

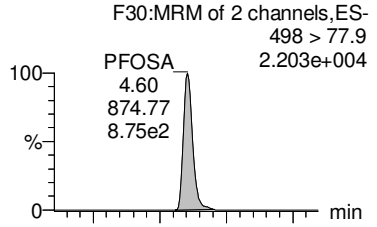

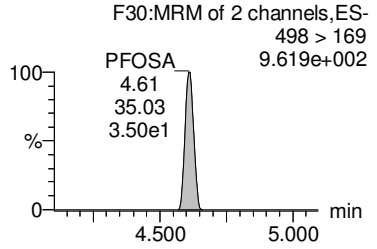

PFDA

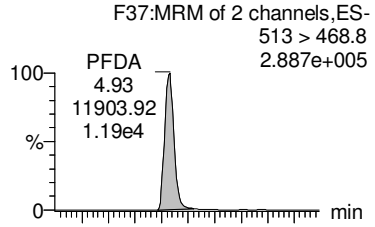

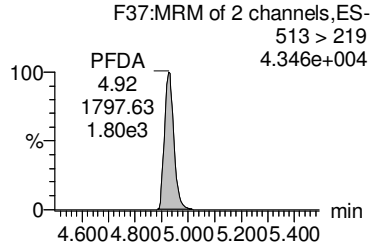

8:2 FTS

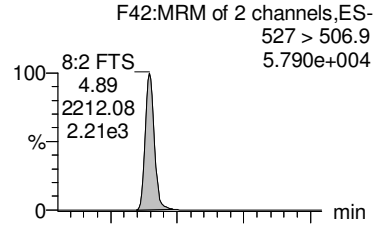

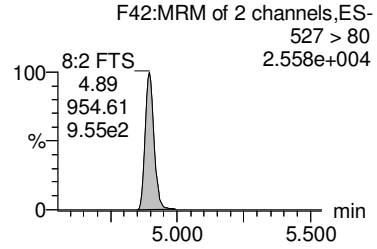

PFNS

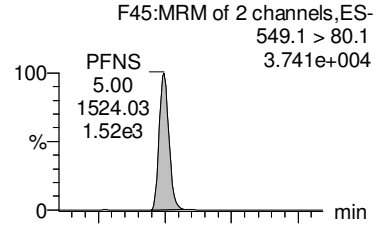

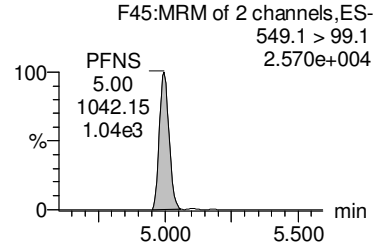

13C5-PFNA

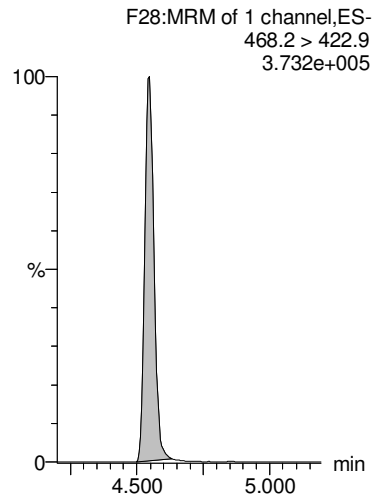

13C8-PFOSA

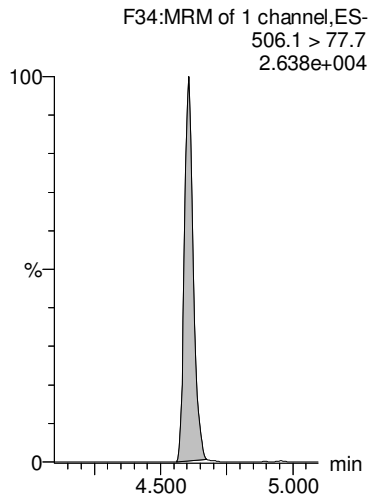

13C2-PFDA

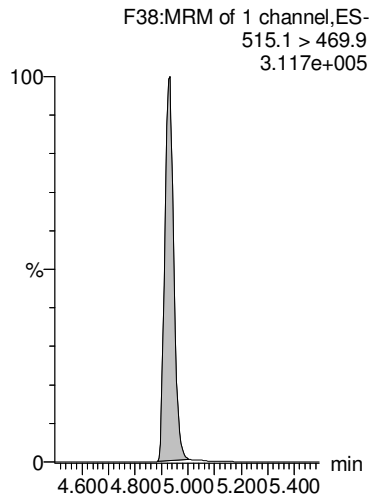

13C2-8:2 FTS

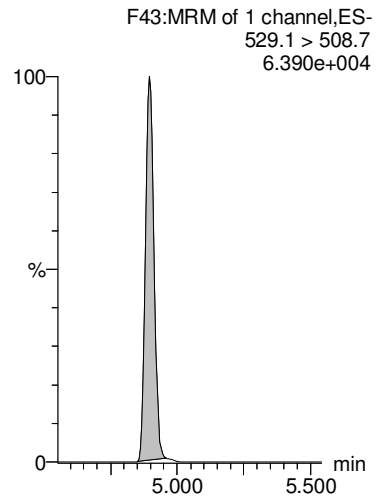

13C8-PFOS

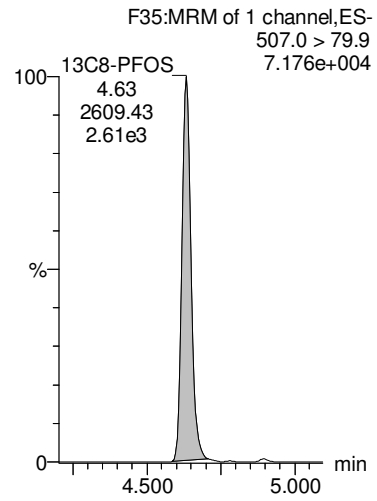

GM 8/19/2018

Dataset: F:\Projects\PFAS.PRO\Results\180817M1\180817M1-48.qld

Last Altered: Sunday, August 19, 2018 15:22:42 Pacific Daylight Time
Printed: Sunday, August 19, 2018 15:22:59 Pacific Daylight Time

Name: 180817M1_48, Date: 18-Aug-2018, Time: 02:24:51, ID: B8G0223-BS1 OPR 0.25, Description: OPR

L-MeFOSAA

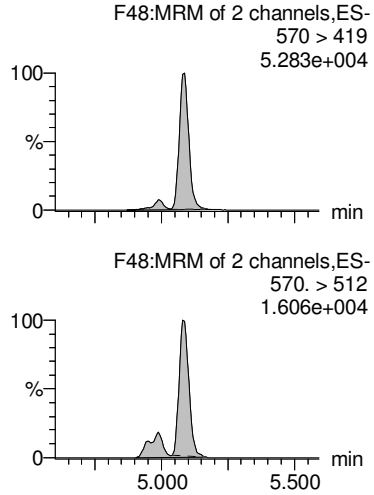

Total N-MeFOSAA

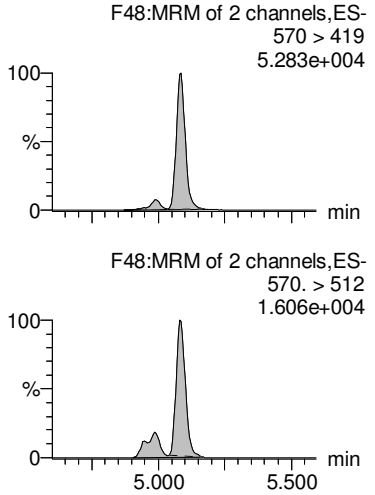

L-EtFOSAA

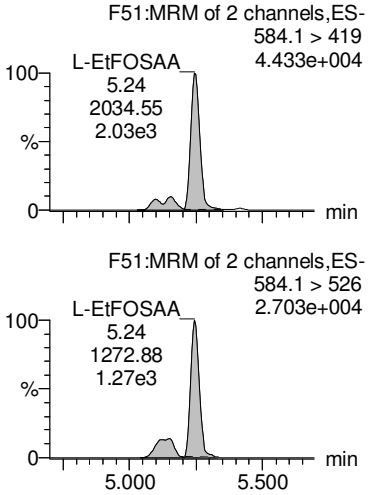

Total N-EtFOSAA

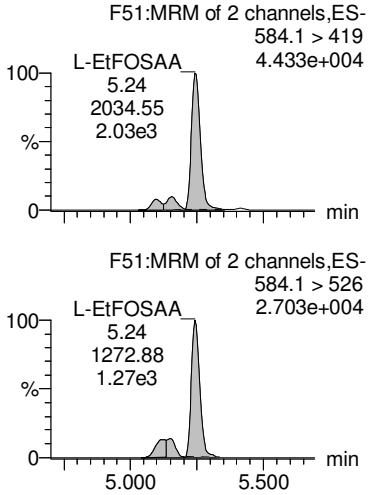

PFUdA

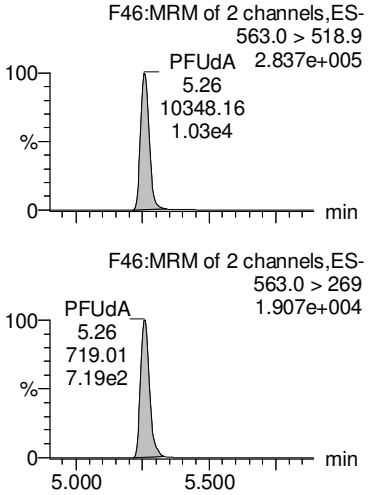

d3-N-MeFOSAA

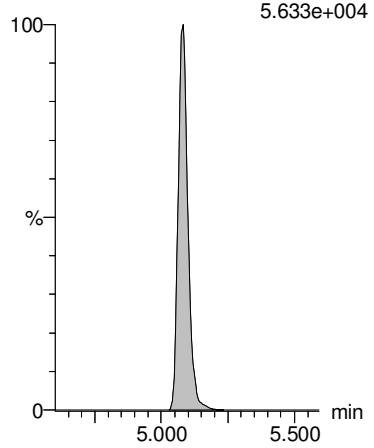

d3-N-MeFOSAA

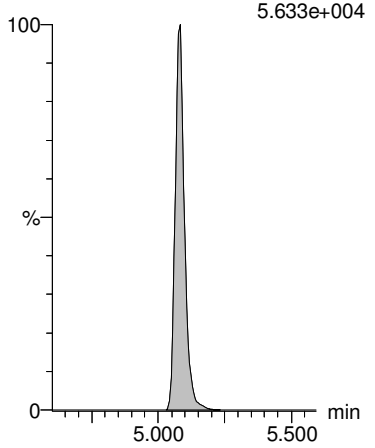

d5-N-EtFOSAA

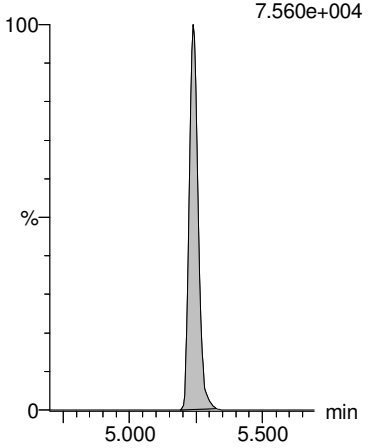

d5-N-EtFOSAA

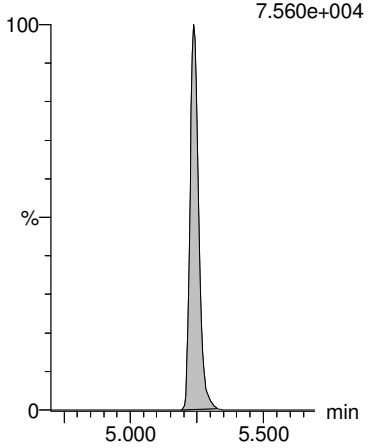

13C2-PFUdA

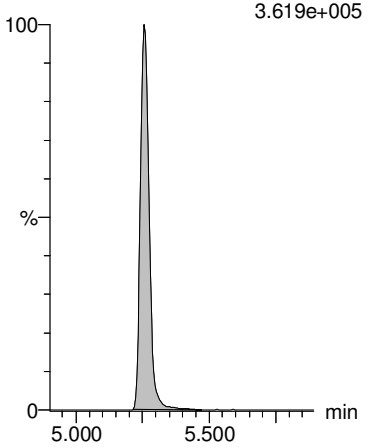

GM 8/19/2018

Dataset: F:\Projects\PFAS.PRO\Results\180817M1\180817M1-48.qld

Last Altered: Sunday, August 19, 2018 15:22:42 Pacific Daylight Time
Printed: Sunday, August 19, 2018 15:22:59 Pacific Daylight Time

Name: 180817M1_48, Date: 18-Aug-2018, Time: 02:24:51, ID: B8G0223-BS1 OPR 0.25, Description: OPR

PFDS

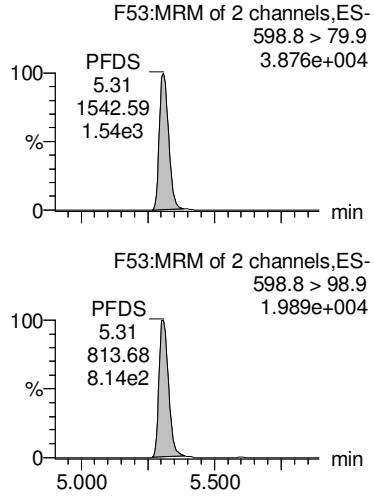

PFDoA

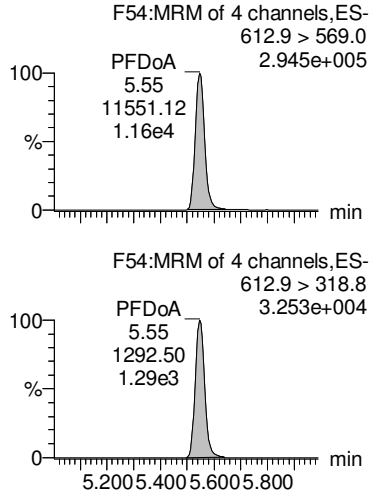

PFTrDA

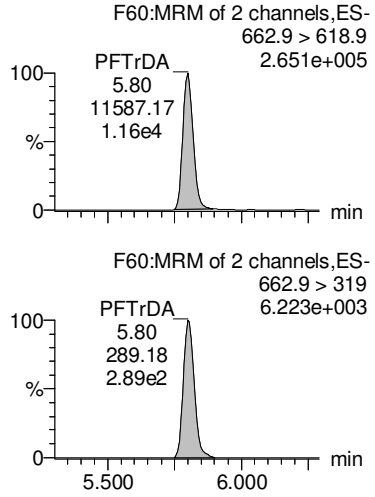

PFTeDA

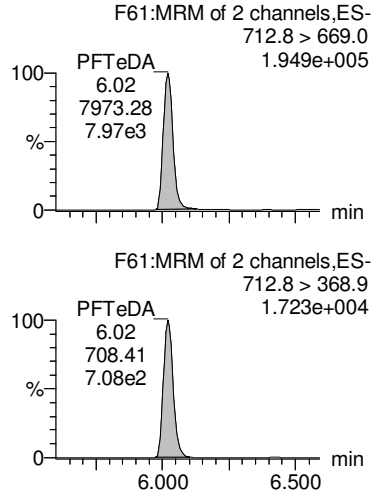

N-MeFOSA

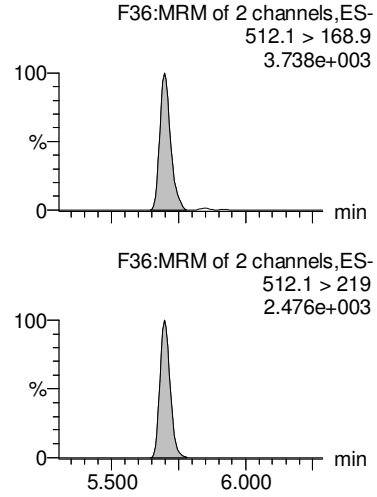

13C2-PFUdA

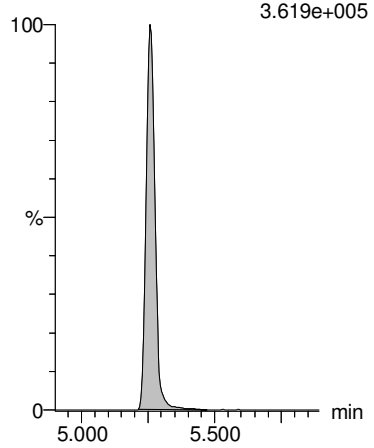

13C2-PFDoA

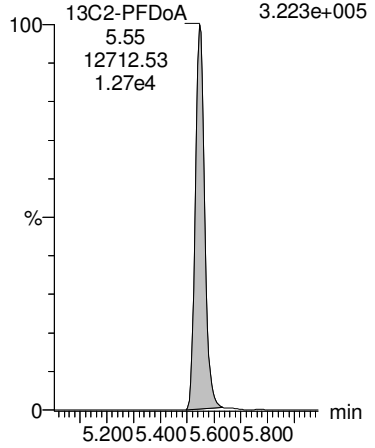

13C2-PFDoA

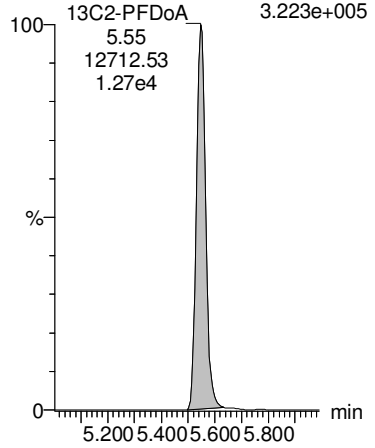

13C2-PFTeDA

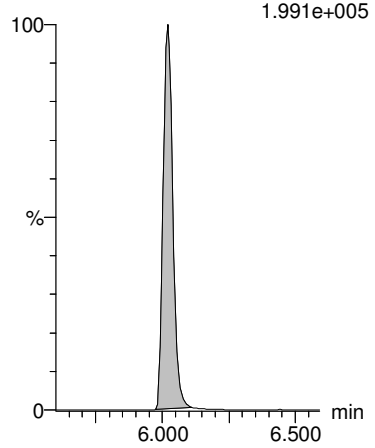

d3-N-MeFOSA

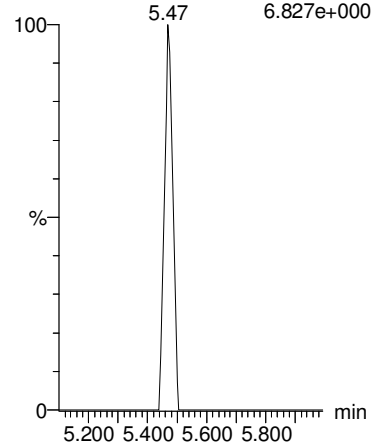

GM 8/19/2018

Dataset: F:\Projects\PFAS.PRO\Results\180817M1\180817M1-48.qld

Last Altered: Sunday, August 19, 2018 15:22:42 Pacific Daylight Time
Printed: Sunday, August 19, 2018 15:22:59 Pacific Daylight Time

Name: 180817M1_48, Date: 18-Aug-2018, Time: 02:24:51, ID: B8G0223-BS1 OPR 0.25, Description: OPR

N-EtFOSA

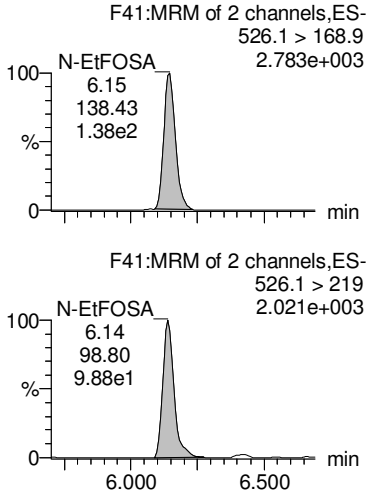

PFHxDA

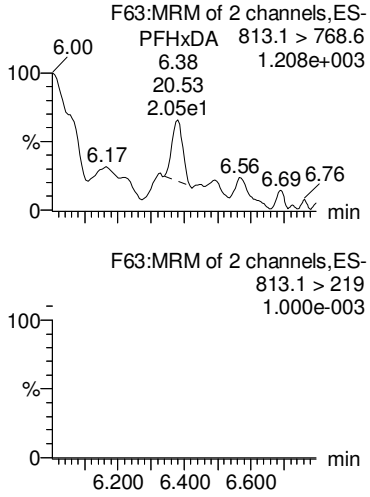

PFODA

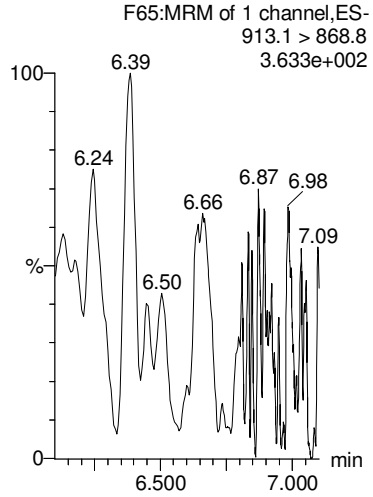

N-MeFOSE

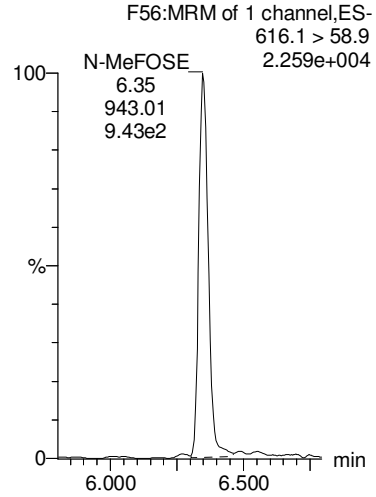

N-EtFOSE

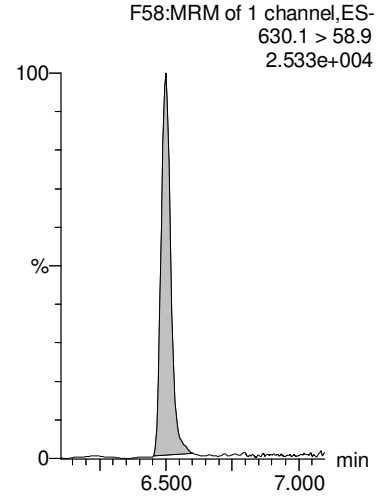

d5-N-ETFOSA

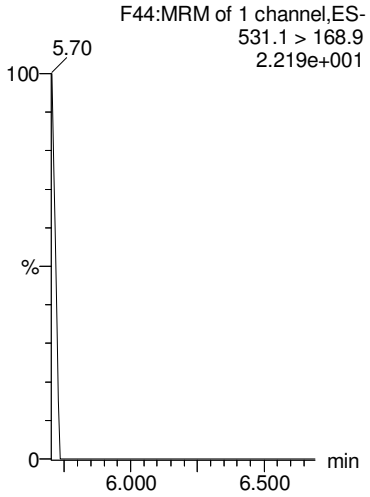

13C2-PFHxDA

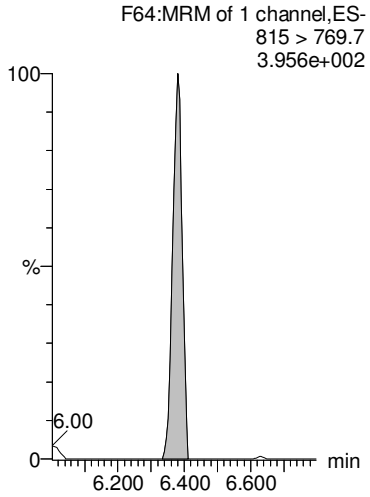

13C2-PFHxDA

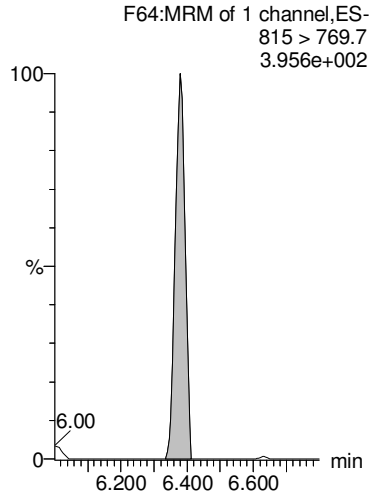

d7-N-MeFOSE

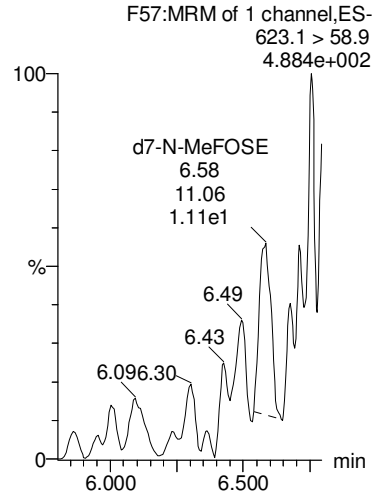

d9-N-EtFOSE

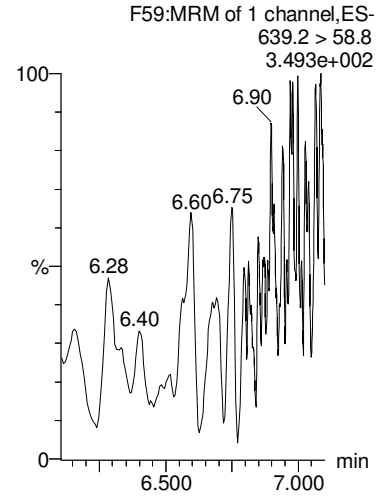

GM 8/19/2018

Dataset: F:\Projects\PFAS.PRO\Results\180817M1\180817M1-48.qld

Last Altered: Sunday, August 19, 2018 15:22:42 Pacific Daylight Time
Printed: Sunday, August 19, 2018 15:22:59 Pacific Daylight Time

Name: 180817M1_48, Date: 18-Aug-2018, Time: 02:24:51, ID: B8G0223-BS1 OPR 0.25, Description: OPR

TCDA

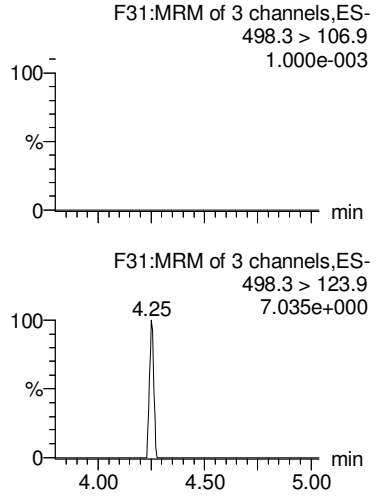

13C5-PFHxA

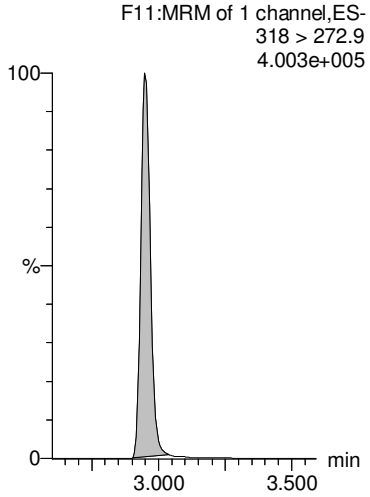

13C4-PFBA

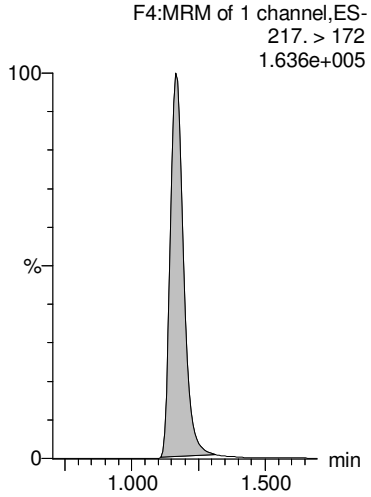

13C3-PFHxS

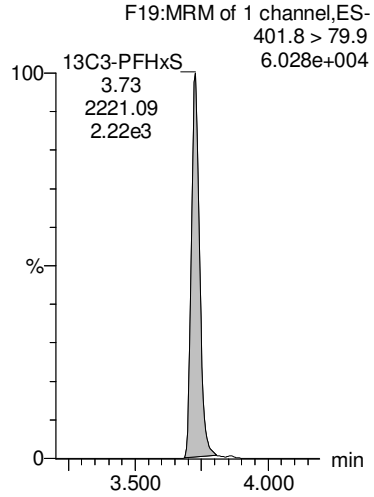

13C8-PFOA

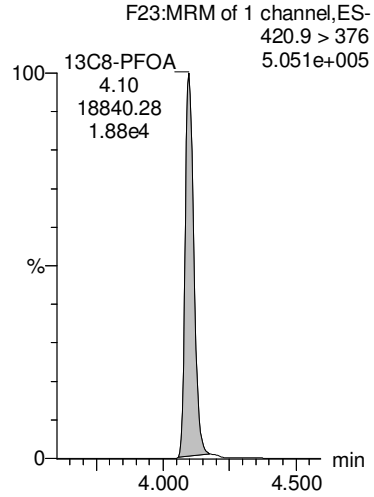

13C8-PFOS

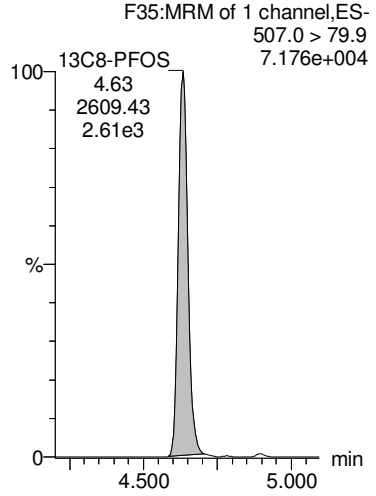

13C9-PFNA

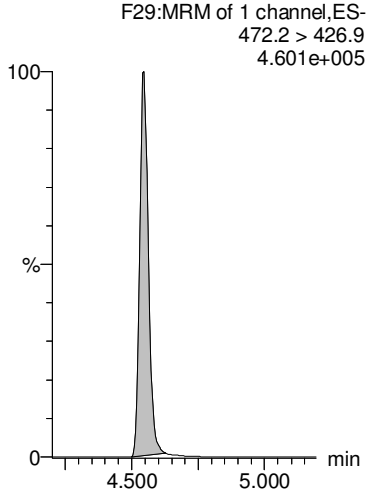

13C4-PFOS

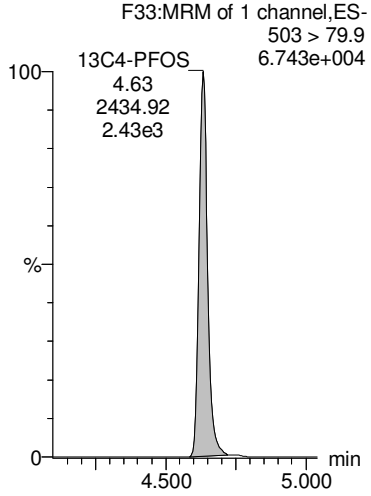

13C6-PFDA

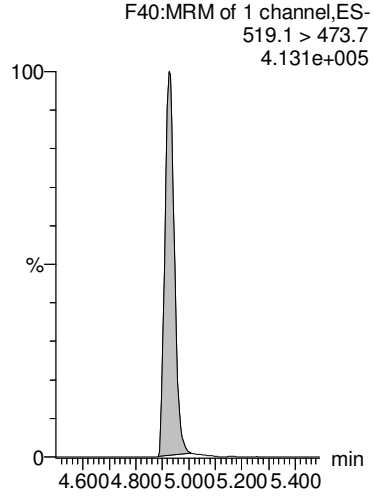

13C7-PFUdA

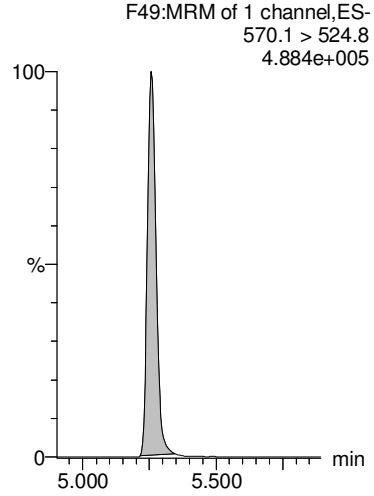

GM 8/19/2018

Vista Analytical Laboratory

MMM 8/10/2018

Dataset: Z:\Projects\PFAS.PRO\Results\180725M1\180725M1-17.qld

Last Altered: Wednesday, August 01, 2018 11:24:47 Pacific Daylight Time
Printed: Wednesday, August 01, 2018 11:25:46 Pacific Daylight Time

Name: 180725M1_17, Date: 25-Jul-2018, Time: 21:26:42, ID: 1801766-01 SB01-20180712 0.2498, Description: SB01-20180712

	#	Name	Trace	Area	IS Area	wt/vol	RRF	Pred.RT	RT	Response	Conc.	%Rec	Ion Ratio	Ratio Out?
1	3	PFBS	299.0 > 79.7		6.32e2	0.250		2.65						
2	5	PFHxA	313.0 > 269.0		1.57e3	0.250		3.16						
3	7	PFHpA	363.0 > 318.9		4.29e3	0.250		3.80						
4	8	L-PFHxS	398.9 > 79.6	1.66e1	5.87e2	0.250	0.000	3.94	3.94	0.353	0.7251		13.197	YES
5	68	Total PFHxS	398.9 > 79.6	1.66e1	5.87e2	0.250		4.12		0.353	0.7251			
6	11	L-PFOA	413 > 368.7	1.41e2	5.65e3	0.250	0.000	4.33	4.33	0.312	1.0776		4.194	NO
7	69	Total PFOA	413 > 368.7	1.41e2	5.65e3	0.250		4.30		0.312	1.0776			
8	38	13C3-PFBS	302. > 98.8	6.32e2	5.38e3	0.250	0.117	2.66	2.65	1.47	49.9136	99.7		
9	40	13C2-PFHxA	315 > 269.8	1.57e3	5.38e3	0.250	0.730	3.16	3.16	3.65	18.8923	94.4		
10	41	13C4-PFHpA	367.2 > 321.8	4.29e3	5.38e3	0.250	0.798	3.80	3.80	9.97	47.6193	95.2		
11	42	18O2-PFHxS	403.0 > 102.6	5.87e2	1.37e3	0.250	0.429	3.95	3.94	5.36	42.8715	85.7		
12	42	18O2-PFHxS	403.0 > 102.6	5.87e2	1.37e3	0.250	0.429	3.95	3.94	5.36	42.8715	85.7		
13	44	13C2-PFOA	414.9 > 369.7	5.65e3	6.00e3	0.250	0.941	4.33	4.33	11.8	45.6882	91.3		
14	44	13C2-PFOA	414.9 > 369.7	5.65e3	6.00e3	0.250	0.941	4.33	4.33	11.8	45.6882	91.3		
15	-1													
16	14	PFNA	463.0 > 418.8		5.18e3	0.250		4.77						
17	16	L-PFOS	499.1 > 79.9	4.39e1	1.63e3	0.250	0.000	4.86	4.86	0.338	1.8414		1.429	YES
18	70	Total PFOS	499.1 > 79.9	4.39e1	1.63e3	0.250		5.00		0.338	1.8414			
19	18	PFDA	513 > 468.8		4.94e3	0.250		5.15						
20	21	L-MeFOSAA	570.0 > 419		1.46e3	0.250		5.31						
21	71	Total N-MeFOSAA	570.0 > 419	0.00e0	1.46e3	0.250		5.40		0.000				
22	25	PFUdA	563.0 > 518.9		6.50e3	0.250		5.48						
23	45	13C5-PFNA	468.2 > 422.9	5.18e3	6.86e3	0.250	0.756	4.78	4.77	9.45	39.1706	78.3		
24	47	13C8-PFOS	507.0 > 79.9	1.63e3	1.36e3	0.250	1.19	4.86	4.85	14.9	55.2741	110.5		
25	47	13C8-PFOS	507.0 > 79.9	1.63e3	1.36e3	0.250	1.19	4.86	4.85	14.9	55.2741	110.5		
26	48	13C2-PFDA	515.1 > 469.9	4.94e3	7.58e3	0.250	0.651	5.15	5.15	8.14	34.8065	69.6		
27	50	d3-N-MeFOSAA	573.3 > 419	1.46e3	1.10e4	0.250	0.133	5.30	5.29	1.66	28.9876	57.9		
28	50	d3-N-MeFOSAA	573.3 > 419	1.46e3	1.10e4	0.250	0.133	5.30	5.29	1.66	28.9876	57.9		
29	52	13C2-PFUdA	565 > 519.8	6.50e3	1.10e4	0.250	0.591	5.48	5.48	7.39	32.0101	64.0		
30	-1													
31	23	L-EtFOSAA	584.1 > 419		1.91e3	0.250		5.47						
32	72	Total N-EtFOSAA	584.1 > 419	0.00e0	1.91e3	0.250		5.62		0.000				
33	29	PFTrDA	662.9 > 618.9		6.29e3	0.250		6.02						
34	27	PFDoA	612.9 > 569.0		6.29e3	0.250		5.77						
35	30	PFTeDA	712.9 > 668.8		9.44e3	0.250		6.23						
36	73	TCDA	498.3>106.9			0.250		5.11						

GM 8/1/2018

Vista Analytical Laboratory

MMM 8/10/2018

Dataset: Z:\Projects\PFAS.PRO\Results\180725M1\180725M1-17.qld

Last Altered: Wednesday, August 01, 2018 11:24:47 Pacific Daylight Time
Printed: Wednesday, August 01, 2018 11:25:46 Pacific Daylight Time

Name: 180725M1_17, Date: 25-Jul-2018, Time: 21:26:42, ID: 1801766-01 SB01-20180712 0.2498, Description: SB01-20180712

	#	Name	Trace	Area	IS Area	wt/vol	RRF	Pred.RT	RT	Response	Conc.	%Rec	Ion Ratio	Ratio Out?
37	61	13C5-PFHxA	318 > 272.9	5.38e3	5.38e3	0.250	1.00	3.16	3.16	12.5	50.0400	100.0		
38	51	d5-N-EtFOSAA	589.3 > 419	1.91e3	1.10e4	0.250	0.174	5.46	5.46	2.18	32.4434	64.8		
39	51	d5-N-EtFOSAA	589.3 > 419	1.91e3	1.10e4	0.250	0.174	5.46	5.46	2.18	32.4434	64.8		
40	53	13C2-PFDoA	615.0 > 569.7	6.29e3	7.58e3	0.250	0.829	5.77	5.76	10.4	32.3386	64.6		
41	53	13C2-PFDoA	615.0 > 569.7	6.29e3	7.58e3	0.250	0.829	5.77	5.76	10.4	32.3386	64.6		
42	55	13C2-PFTeDA	715.0 > 670.0	9.44e3	1.10e4	0.250	0.858	6.23	6.22	10.7	37.4494	74.8		
43	47	13C8-PFOS	507.0 > 79.9	1.63e3	1.36e3	0.250	1.19	4.86	4.85	14.9	55.2741	110.5		
44	63	13C8-PFOA	421.3 > 376	6.00e3	6.00e3	0.250	1.00	4.33	4.33	12.5	50.0400	100.0		
45	-1													
46	62	13C3-PFHxS	401.9 > 79.9	1.37e3	1.37e3	0.250	1.00	3.95	3.94	12.5	50.0400	100.0		
47	64	13C9-PFNA	472.2 > 426.9	6.86e3	6.86e3	0.250	1.00	4.78	4.77	12.5	50.0400	100.0		
48	65	13C4-PFOS	503 > 79.9	1.36e3	1.36e3	0.250	1.00	4.86	4.85	12.5	50.0400	100.0		
49	66	13C6-PFDA	519.1 > 473.7	7.58e3	7.58e3	0.250	1.00	5.15	5.15	12.5	50.0400	100.0		
50	67	13C7-PFUdA	570.1 > 524.8	1.10e4	1.10e4	0.250	1.00	5.48	5.48	12.5	50.0400	100.0		

GM 8/1/2018

Vista Analytical Laboratory

MMM 8/10/2018

Dataset: Z:\Projects\PFAS.PRO\Results\180725M1\180725M1-17.qld

Last Altered: Wednesday, August 01, 2018 11:24:47 Pacific Daylight Time
Printed: Wednesday, August 01, 2018 11:25:46 Pacific Daylight Time

Method: Z:\Projects\PFAS.PRO\MethDB\PFAS_FULL_80C_072518.mdb 27 Jul 2018 12:03:35
Calibration: Z:\Projects\PFAS.PRO\CurveDB\C18_VAL-PFAS_Q4_07-25-18.cdb 26 Jul 2018 10:45:37

Name: 180725M1_17, Date: 25-Jul-2018, Time: 21:26:42, ID: 1801766-01 SB01-20180712 0.2498, Description: SB01-20180712

PFBS
F7:MRM of 2 channels,ES-
299.0 > 79.7
2.68 4.521e+000

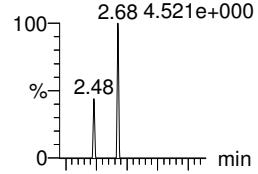

F7:MRM of 2 channels,ES-
299.0 > 99.0
2.52 1.360e+001

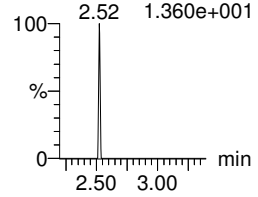

PFHxA
F9:MRM of 2 channels,ES-
313.0 > 269.0
3.16 4.394e+002

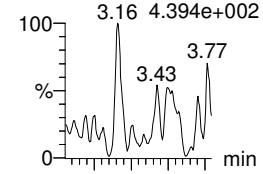

F9:MRM of 2 channels,ES-
313.0 > 118.9
1.000e-003

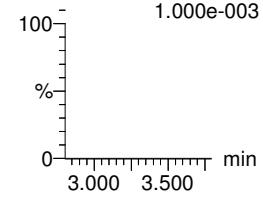

PFHpA
F16:MRM of 2 channels,ES-
363.0 > 318.9
3.99 2.007e+002

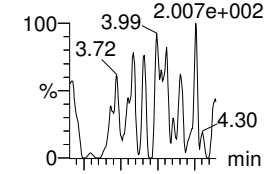

F16:MRM of 2 channels,ES-
363.0 > 169.0
1.841e+001

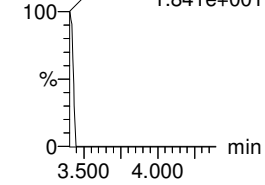

L-PFHxS
F18:MRM of 2 channels,ES-
398.9 > 79.6
4.359e+002

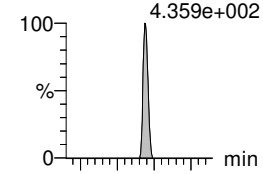

F18:MRM of 2 channels,ES-
398.9 > 99.0
4.336e+001

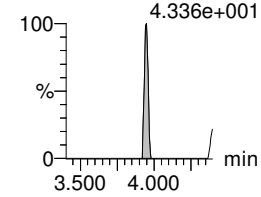

Total PFHxS
F18:MRM of 2 channels,ES-
398.9 > 79.6
4.359e+002

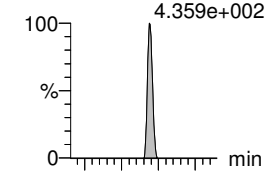

F18:MRM of 2 channels,ES-
398.9 > 99.0
4.336e+001

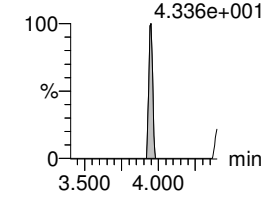

L-PFOA
F21:MRM of 2 channels,ES-
413 > 368.7
4.849e+003

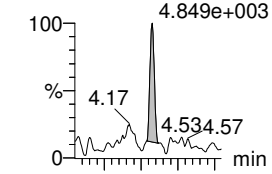

F21:MRM of 2 channels,ES-
413 > 169
1.089e+003

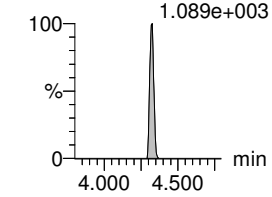

Total PFOA
F21:MRM of 2 channels,ES-
413 > 368.7
4.849e+003

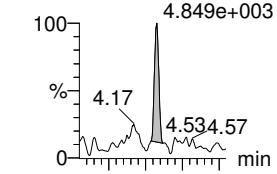

F21:MRM of 2 channels,ES-
413 > 169
1.089e+003

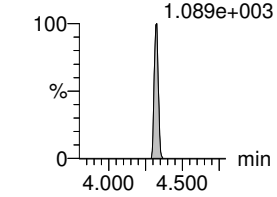

13C3-PFBS
F8:MRM of 1 channel,ES-
302. > 98.8
2.310e+004

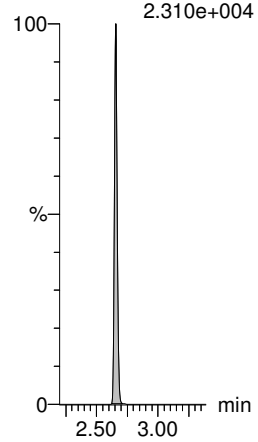

13C2-PFHxA
F10:MRM of 1 channel,ES-
315 > 269.8
4.140e+004

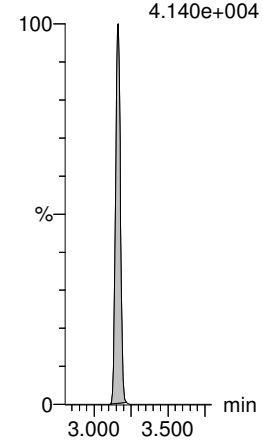

13C4-PFHpA
F17:MRM of 1 channel,ES-
367.2 > 321.8
1.281e+005

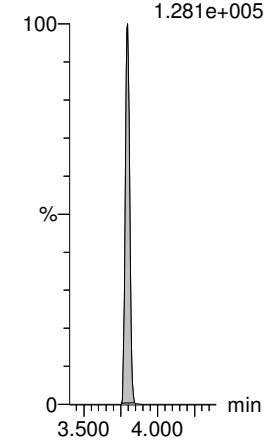

18O2-PFHxS
F20:MRM of 1 channel,ES-
403.0 > 102.6
1.653e+004

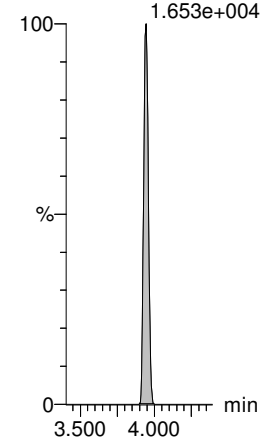

18O2-PFHxS
F20:MRM of 1 channel,ES-
403.0 > 102.6
1.653e+004

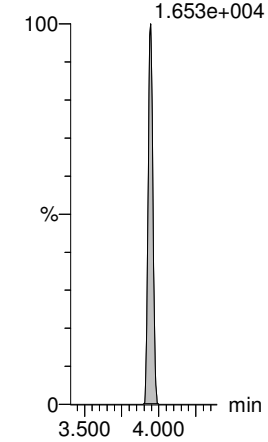

13C2-PFOA
F22:MRM of 1 channel,ES-
414.9 > 369.7
1.639e+005

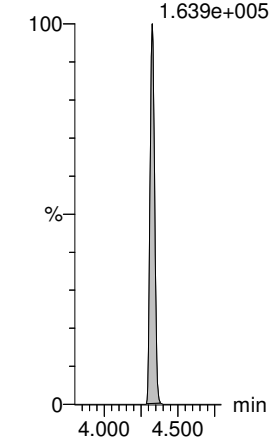

13C2-PFOA
F22:MRM of 1 channel,ES-
414.9 > 369.7
1.639e+005

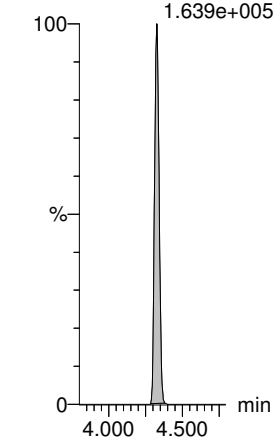

GM 8/1/2018

MMM 8/10/2018

Dataset: Z:\Projects\PFAS.PRO\Results\180725M1\180725M1-17.qld

Last Altered: Wednesday, August 01, 2018 11:24:47 Pacific Daylight Time
Printed: Wednesday, August 01, 2018 11:25:46 Pacific Daylight Time

Name: 180725M1_17, Date: 25-Jul-2018, Time: 21:26:42, ID: 1801766-01 SB01-20180712 0.2498, Description: SB01-20180712

PFNA
F27:MRM of 2 channels,ES-
463.0 > 418.8
5.333e+002

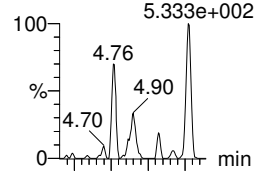

F27:MRM of 2 channels,ES-
463.0 > 219.0
2.320e+001

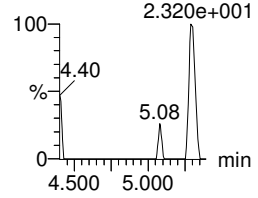

L-PFOS
F32:MRM of 2 channels,ES-
499.1 > 79.9
7.652e+002

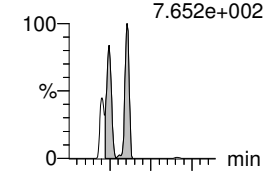

F32:MRM of 2 channels,ES-
499.1 > 98.9
4.997e+002

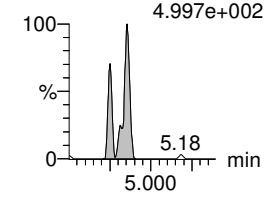

Total PFOS
F32:MRM of 2 channels,ES-
499.1 > 79.9
7.652e+002

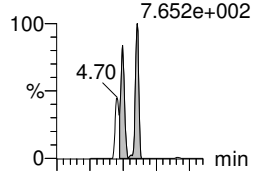

F32:MRM of 2 channels,ES-
499.1 > 98.9
4.997e+002

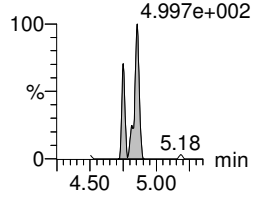

PFDA
F37:MRM of 2 channels,ES-
513 > 468.8
6.747e+002

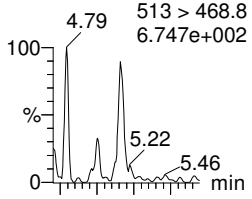

F37:MRM of 2 channels,ES-
513 > 219
2.259e+001

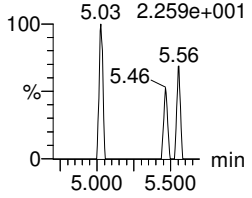

L-MeFOSAA
F48:MRM of 3 channels,ES-
570.0 > 419
5.399e+001

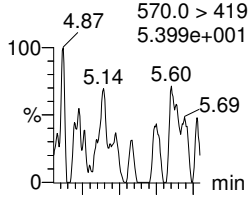

F48:MRM of 3 channels,ES-
570.0 > 512.0
6.232e+001

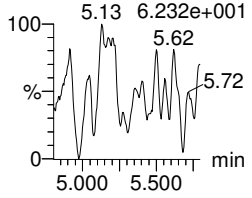

Total N-MeFOSAA
F48:MRM of 3 channels,ES-
570.0 > 419
5.399e+001

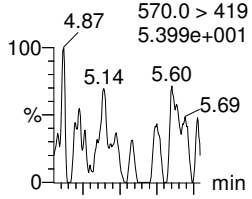

F48:MRM of 3 channels,ES-
570.0 > 512.0
6.232e+001

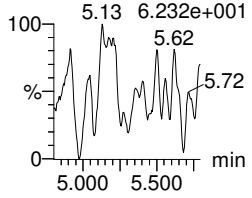

PFUdA
F46:MRM of 2 channels,ES-
563.0 > 518.9
3.760e+002

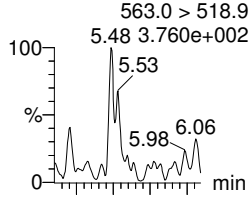

F46:MRM of 2 channels,ES-
563.0 > 269
8.148e+001

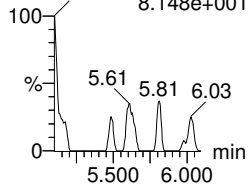

13C5-PFNA
F28:MRM of 1 channel,ES-
468.2 > 422.9
1.481e+005

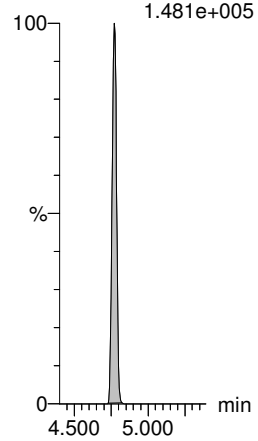

13C8-PFOS
F35:MRM of 1 channel,ES-
507.0 > 79.9
5.199e+004

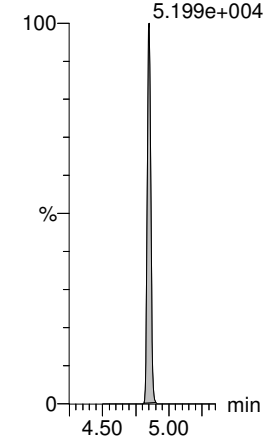

13C8-PFOS
F35:MRM of 1 channel,ES-
507.0 > 79.9
5.199e+004

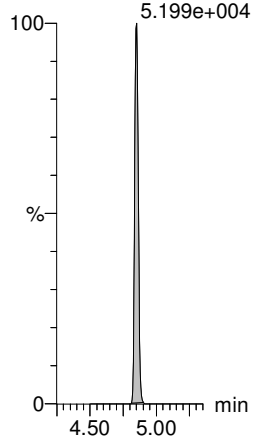

13C2-PFDA
F38:MRM of 1 channel,ES-
515.1 > 469.9
1.349e+005

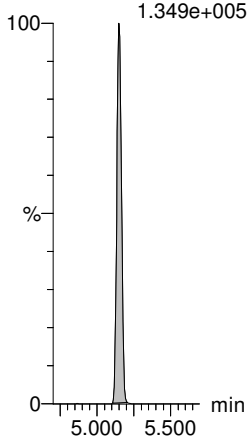

d3-N-MeFOSAA
F50:MRM of 1 channel,ES-
573.3 > 419
3.469e+004

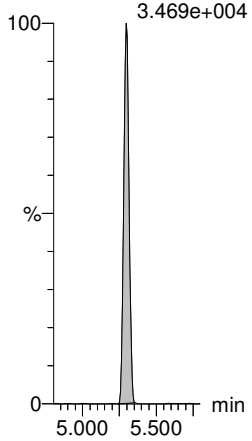

d3-N-MeFOSAA
F50:MRM of 1 channel,ES-
573.3 > 419
3.469e+004

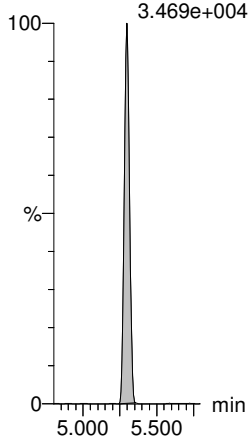

13C2-PFUdA
F47:MRM of 1 channel,ES-
565 > 519.8
1.764e+005

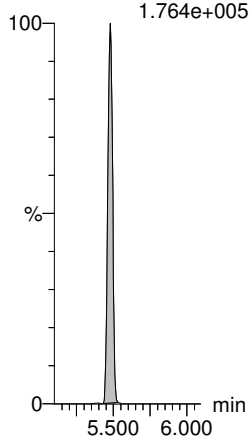

GM 8/1/2018

MMM 8/10/2018

Dataset: Z:\Projects\PFAS.PRO\Results\180725M1\180725M1-17.qld

Last Altered: Wednesday, August 01, 2018 11:24:47 Pacific Daylight Time
Printed: Wednesday, August 01, 2018 11:25:46 Pacific Daylight Time

Name: 180725M1_17, Date: 25-Jul-2018, Time: 21:26:42, ID: 1801766-01 SB01-20180712 0.2498, Description: SB01-20180712

L-EtFOSAA

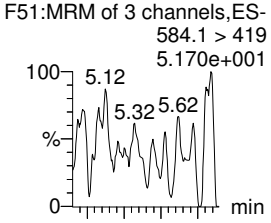

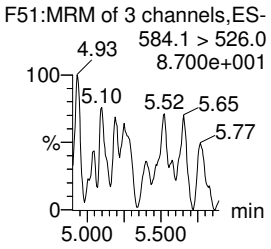

Total N-EtFOSAA

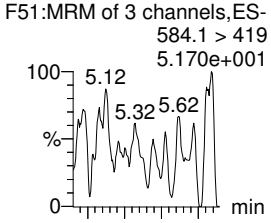

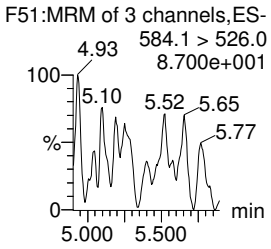

PFTrDA

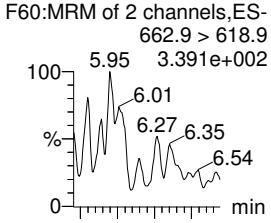

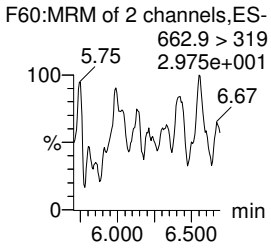

PFDoA

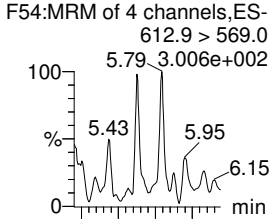

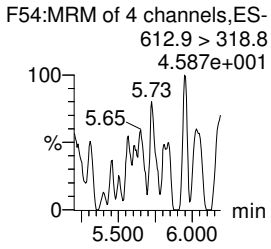

PFTeDA

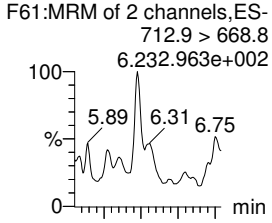

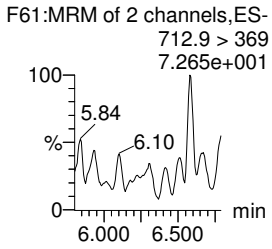

TCDA

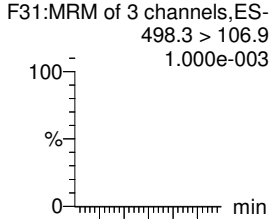

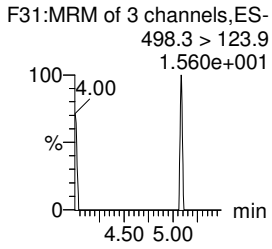

13C5-PFHxA

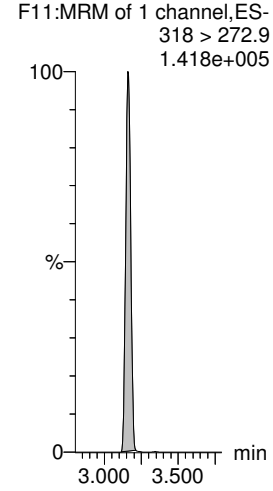

d5-N-EtFOSAA

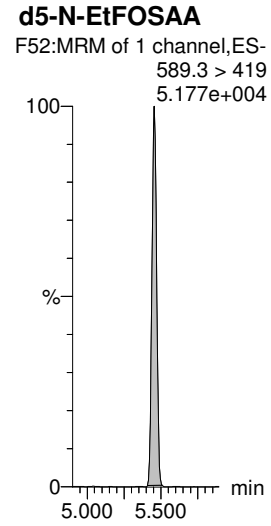

d5-N-EtFOSAA

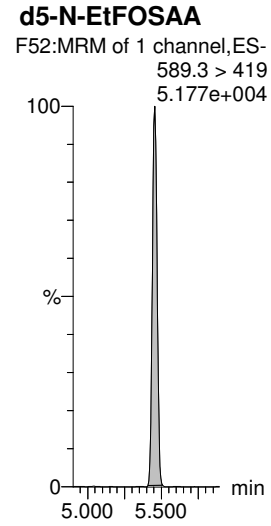

13C2-PFDoA

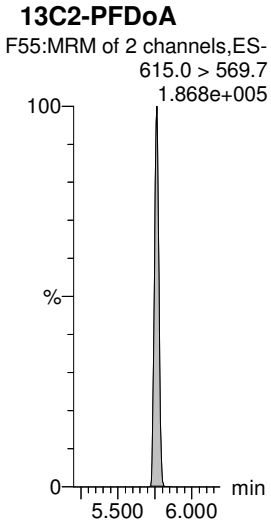

13C2-PFDoA

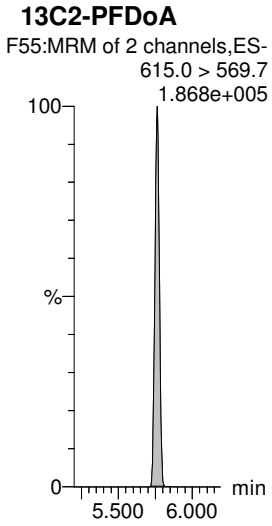

13C2-PFTeDA

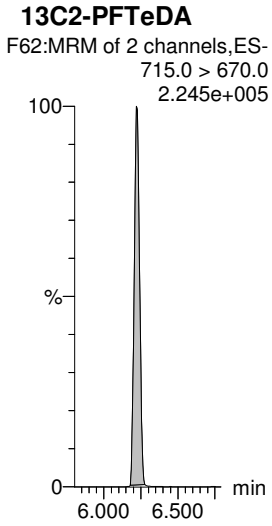

13C8-PFOS

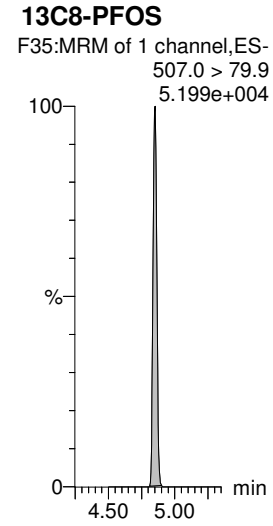

13C8-PFOA

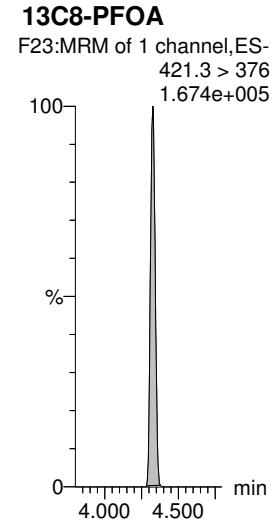

GM 8/1/2018

MMM 8/10/2018

Dataset: Z:\Projects\PFAS.PRO\Results\180725M1\180725M1-17.qld

Last Altered: Wednesday, August 01, 2018 11:24:47 Pacific Daylight Time
Printed: Wednesday, August 01, 2018 11:25:46 Pacific Daylight Time

Name: 180725M1_17, Date: 25-Jul-2018, Time: 21:26:42, ID: 1801766-01 SB01-20180712 0.2498, Description: SB01-20180712

13C3-PFHxS

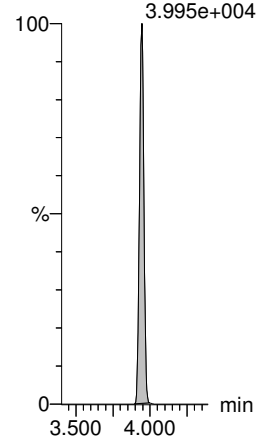

13C9-PFNA

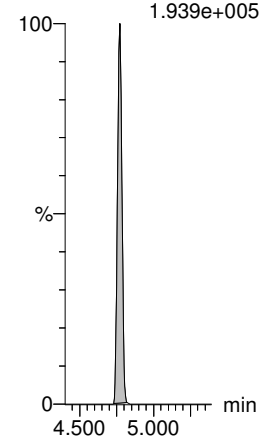

13C4-PFOS

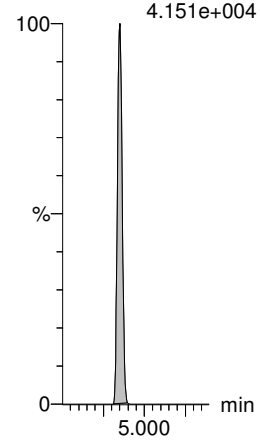

13C6-PFDA

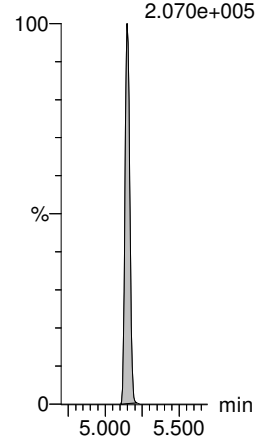

13C7-PFUdA

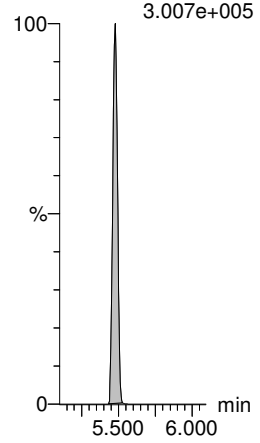

GM 8/1/2018

Vista Analytical Laboratory

MMM 8/19/2018

Dataset: Z:\Projects\PFAS.PRO\Results\180725M1\180725M1-18.qld

Last Altered: Friday, August 10, 2018 14:36:08 Pacific Daylight Time
Printed: Friday, August 10, 2018 14:37:22 Pacific Daylight Time

Name: 180725M1_18, Date: 25-Jul-2018, Time: 21:37:07, ID: 1801766-02 IS720W02S-20180712 0.25835, Description: IS720W02S-20180712

	#	Name	Trace	Area	IS Area	wt/vol	RRF	Pred.RT	RT	Response	Conc.	%Rec	Ion Ratio	Ratio Out?
1	3	PFBS	299.0 > 79.7	8.26e2	5.32e2	0.258	0.000	2.66	2.66	19.4	38.1464		2.765	NO
2	5	PFHxA	313.0 > 269.0	2.00e4	8.89e2	0.258	0.000	3.16	3.16	113	246.8723		14.928	NO
3	7	PFHpA	363.0 > 318.9	5.69e3	2.50e3	0.258	0.000	3.80	3.80	28.5	96.7058		19.383	NO
4	8	L-PFHxS	398.9 > 79.6	2.14e3	5.14e2	0.258	0.000	3.95	3.95	52.1	119.7957		1.914	NO
5	68	Total PFHxS	398.9 > 79.6	2.14e3	5.14e2	0.258		4.12		52.1	119.7957			
6	11	L-PFOA	413 > 368.7	4.00e4	3.10e3	0.258	0.000	4.33	4.33	162	626.1355		4.453	NO
7	69	Total PFOA	413 > 368.7	4.84e4	3.10e3	0.258		4.30		196	755.1194			
8	38	13C3-PFBS	302. > 98.8	5.32e2	3.20e3	0.258	0.166	2.66	2.66	2.08	68.2392	141.0		
9	40	13C2-PFHxA	315 > 269.8	8.89e2	3.20e3	0.258	0.694	3.16	3.16	3.47	17.3687	89.7		
10	41	13C4-PFHpA	367.2 > 321.8	2.50e3	3.20e3	0.258	0.779	3.80	3.80	9.74	44.9702	92.9		
11	42	18O2-PFHxS	403.0 > 102.6	5.14e2	1.12e3	0.258	0.460	3.95	3.95	5.75	44.4431	91.9		
12	42	18O2-PFHxS	403.0 > 102.6	5.14e2	1.12e3	0.258	0.460	3.95	3.95	5.75	44.4431	91.9		
13	44	13C2-PFOA	414.9 > 369.7	3.10e3	3.62e3	0.258	0.855	4.33	4.33	10.7	40.1490	83.0		
14	44	13C2-PFOA	414.9 > 369.7	3.10e3	3.62e3	0.258	0.855	4.33	4.33	10.7	40.1490	83.0		
15	-1													
16	14	PFNA	463.0 > 418.8	2.10e2	2.93e3	0.258	0.000	4.77	4.77	0.896	2.9786		9.220	YES
17	16	L-PFOS	499.1 > 79.9	8.18e2	1.40e3	0.258	0.000	4.86	4.86	7.31	31.9787		2.688	NO
18	70	Total PFOS	499.1 > 79.9	8.18e2	1.40e3	0.258		5.00		7.31	31.9787			
19	18	PFDA	513 > 468.8		2.41e3	0.258		5.15						
20	21	L-MeFOSAA	570.0 > 419		1.06e3	0.258		5.31						
21	71	Total N-MeFOSAA	570.0 > 419	0.00e0	1.06e3	0.258		5.40		0.000				
22	25	PFUdA	563.0 > 518.9		3.43e3	0.258		5.48						
23	45	13C5-PFNA	468.2 > 422.9	2.93e3	3.70e3	0.258	0.792	4.78	4.77	9.90	39.6953	82.0		
24	47	13C8-PFOS	507.0 > 79.9	1.40e3	1.33e3	0.258	1.05	4.86	4.85	13.1	47.1257	97.4		
25	47	13C8-PFOS	507.0 > 79.9	1.40e3	1.33e3	0.258	1.05	4.86	4.85	13.1	47.1257	97.4		
26	48	13C2-PFDA	515.1 > 469.9	2.41e3	3.91e3	0.258	0.618	5.15	5.15	7.73	31.9456	66.0		
27	50	d3-N-MeFOSAA	573.3 > 419	1.06e3	5.28e3	0.258	0.200	5.30	5.30	2.51	42.3352	87.5		
28	50	d3-N-MeFOSAA	573.3 > 419	1.06e3	5.28e3	0.258	0.200	5.30	5.30	2.51	42.3352	87.5		
29	52	13C2-PFUdA	565 > 519.8	3.43e3	5.28e3	0.258	0.650	5.48	5.48	8.12	34.0251	70.3		
30	-1													
31	23	L-EtFOSAA	584.1 > 419		1.53e3	0.258		5.47						
32	72	Total N-EtFOSAA	584.1 > 419	0.00e0	1.53e3	0.258		5.62		0.000				
33	29	PFTrDA	662.9 > 618.9		2.75e3	0.258		6.02						
34	27	PFDoA	612.9 > 569.0		2.75e3	0.258		5.77						
35	30	PFTeDA	712.9 > 668.8		5.44e3	0.258		6.23						
36	73	TCDA	498.3>106.9			0.258		5.11						

KBF 8/10/2018

MMM 8/19/2018

Dataset: Z:\Projects\PFAS.PRO\Results\180725M1\180725M1-18.qld

Last Altered: Friday, August 10, 2018 14:36:08 Pacific Daylight Time
Printed: Friday, August 10, 2018 14:37:22 Pacific Daylight Time

Name: 180725M1_18, Date: 25-Jul-2018, Time: 21:37:07, ID: 1801766-02 IS720W02S-20180712 0.25835, Description: IS720W02S-20180712

	#	Name	Trace	Area	IS Area	wt/vol	RRF	Pred.RT	RT	Response	Conc.	%Rec	Ion Ratio	Ratio Out?
37	61	13C5-PFHxA	318 > 272.9	3.20e3	3.20e3	0.258	1.00	3.16	3.16	12.5	48.3840	100.0		
38	51	d5-N-EtFOSAA	589.3 > 419	1.53e3	5.28e3	0.258	0.291	5.46	5.46	3.63	52.3484	108.2		
39	51	d5-N-EtFOSAA	589.3 > 419	1.53e3	5.28e3	0.258	0.291	5.46	5.46	3.63	52.3484	108.2		
40	53	13C2-PFDoA	615.0 > 569.7	2.75e3	3.91e3	0.258	0.705	5.77	5.76	8.81	26.6063	55.0		
41	53	13C2-PFDoA	615.0 > 569.7	2.75e3	3.91e3	0.258	0.705	5.77	5.76	8.81	26.6063	55.0		
42	55	13C2-PFTeDA	715.0 > 670.0	5.44e3	5.28e3	0.258	1.03	6.23	6.23	12.9	43.4830	89.9		
43	47	13C8-PFOS	507.0 > 79.9	1.40e3	1.33e3	0.258	1.05	4.86	4.85	13.1	47.1257	97.4		
44	63	13C8-PFOA	421.3 > 376	3.62e3	3.62e3	0.258	1.00	4.33	4.33	12.5	48.3840	100.0		
45	-1													
46	62	13C3-PFHxS	401.9 > 79.9	1.12e3	1.12e3	0.258	1.00	3.95	3.94	12.5	48.3840	100.0		
47	64	13C9-PFNA	472.2 > 426.9	3.70e3	3.70e3	0.258	1.00	4.78	4.78	12.5	48.3840	100.0		
48	65	13C4-PFOS	503 > 79.9	1.33e3	1.33e3	0.258	1.00	4.86	4.86	12.5	48.3840	100.0		
49	66	13C6-PFDA	519.1 > 473.7	3.91e3	3.91e3	0.258	1.00	5.15	5.15	12.5	48.3840	100.0		
50	67	13C7-PFUdA	570.1 > 524.8	5.28e3	5.28e3	0.258	1.00	5.48	5.48	12.5	48.3840	100.0		

KBF 8/10/2018

Vista Analytical Laboratory

MMM 8/19/2018

Dataset: Z:\Projects\PFAS.PRO\Results\180725M1\180725M1-18.qld

Last Altered: Friday, August 10, 2018 14:36:08 Pacific Daylight Time
Printed: Friday, August 10, 2018 14:37:22 Pacific Daylight Time

Method: Z:\Projects\PFAS.PRO\MethDB\PFAS_FULL_80C_072518.mdb 27 Jul 2018 12:03:35
Calibration: Z:\Projects\PFAS.PRO\CurveDB\C18_VAL-PFAS_Q4_07-25-18.cdb 26 Jul 2018 10:45:37

Name: 180725M1_18, Date: 25-Jul-2018, Time: 21:37:07, ID: 1801766-02 IS720W02S-20180712 0.25835, Description: IS720W02S-20180712

PFBS
F7:MRM of 2 channels,ES-
299.0 > 79.7
3.002e+004

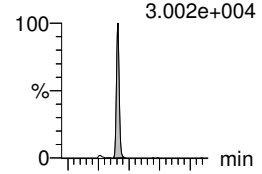

F7:MRM of 2 channels,ES-
299.0 > 99.0
1.066e+004

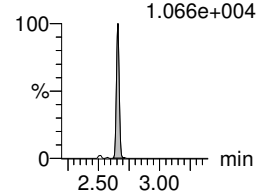

PFHxA
F9:MRM of 2 channels,ES-
313.0 > 269.0
5.356e+005

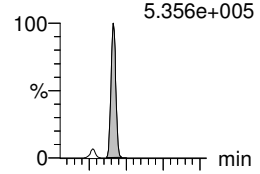

F9:MRM of 2 channels,ES-
313.0 > 118.9
3.578e+004

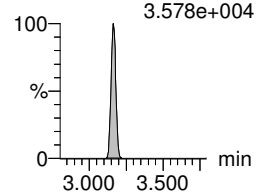

PFHpA
F16:MRM of 2 channels,ES-
363.0 > 318.9
1.706e+005

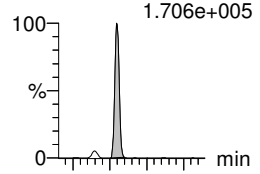

F16:MRM of 2 channels,ES-
363.0 > 169.0
8.820e+003

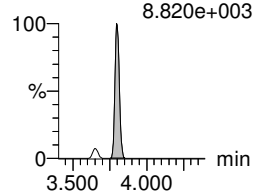

L-PFHxS
F18:MRM of 2 channels,ES-
398.9 > 79.6
4.502e+004

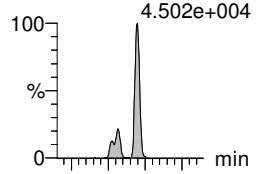

F18:MRM of 2 channels,ES-
398.9 > 99.0
2.604e+004

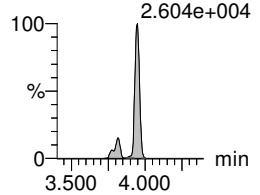

Total PFHxS
F18:MRM of 2 channels,ES-
398.9 > 79.6
4.502e+004

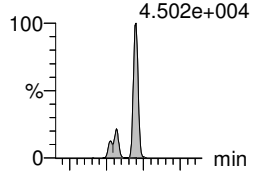

F18:MRM of 2 channels,ES-
398.9 > 99.0
2.604e+004

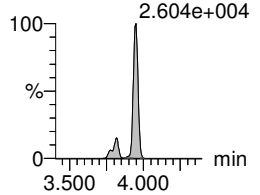

L-PFOA
F21:MRM of 2 channels,ES-
413 > 368.7
1.149e+006

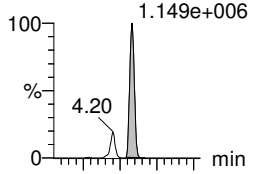

F21:MRM of 2 channels,ES-
413 > 169
2.541e+005

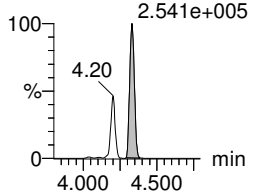

Total PFOA
F21:MRM of 2 channels,ES-
413 > 368.7
1.149e+006

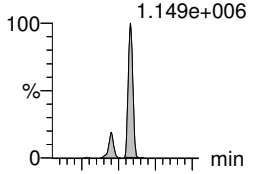

F21:MRM of 2 channels,ES-
413 > 169
2.541e+005

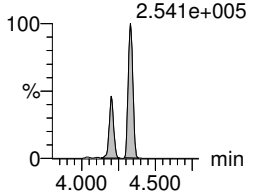

13C3-PFBS
F8:MRM of 1 channel,ES-
302. > 98.8
2.024e+004

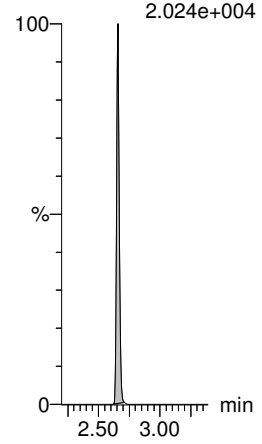

13C2-PFHxA
F10:MRM of 1 channel,ES-
315 > 269.8
2.376e+004

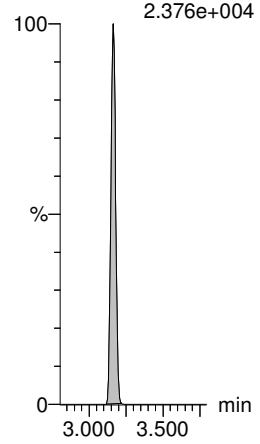

13C4-PFHpA
F17:MRM of 1 channel,ES-
367.2 > 321.8
7.484e+004

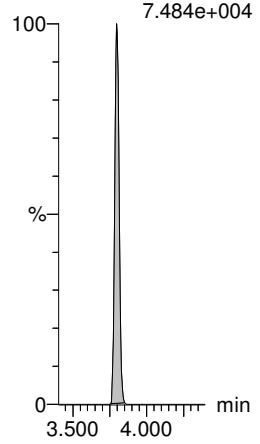

18O2-PFHxS
F20:MRM of 1 channel,ES-
403.0 > 102.6
1.461e+004

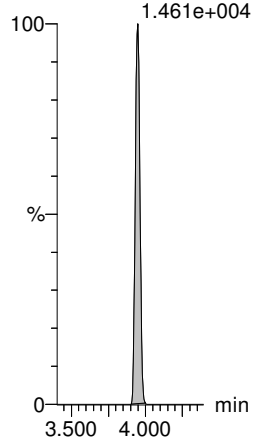

18O2-PFHxS
F20:MRM of 1 channel,ES-
403.0 > 102.6
1.461e+004

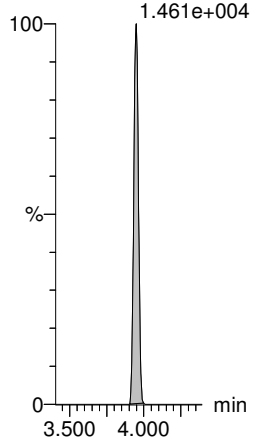

13C2-PFOA
F22:MRM of 1 channel,ES-
414.9 > 369.7
8.932e+004

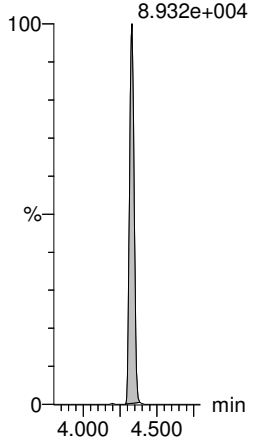

13C2-PFOA
F22:MRM of 1 channel,ES-
414.9 > 369.7
8.932e+004

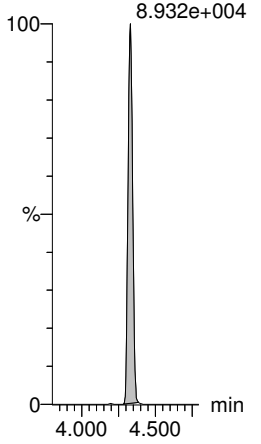

KBF 8/10/2018

Dataset: Z:\Projects\PFAS.PRO\Results\180725M1\180725M1-18.qld

Last Altered: Friday, August 10, 2018 14:36:08 Pacific Daylight Time
Printed: Friday, August 10, 2018 14:37:22 Pacific Daylight Time

Name: 180725M1_18, Date: 25-Jul-2018, Time: 21:37:07, ID: 1801766-02 IS720W02S-20180712 0.25835, Description: IS720W02S-20180712

PFNA
F27:MRM of 2 channels,ES-
463.0 > 418.8
6.182e+003

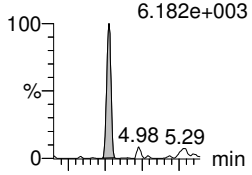

F27:MRM of 2 channels,ES-
463.0 > 219.0
7.052e+002

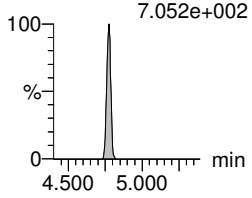

L-PFOS
F32:MRM of 2 channels,ES-
499.1 > 79.9
1.232e+004

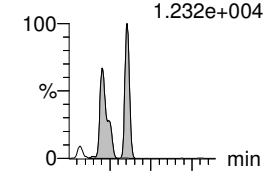

F32:MRM of 2 channels,ES-
499.1 > 98.9
5.285e+003

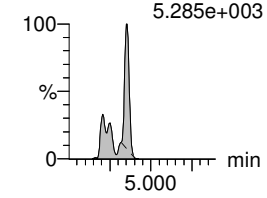

Total PFOS
F32:MRM of 2 channels,ES-
499.1 > 79.9
1.232e+004

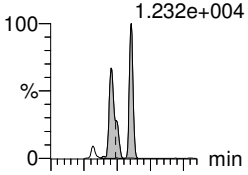

F32:MRM of 2 channels,ES-
499.1 > 98.9
5.285e+003

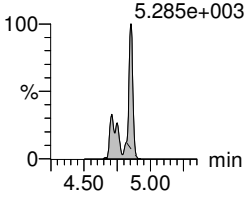

PFDA
F37:MRM of 2 channels,ES-
513 > 468.8
4.964e+002

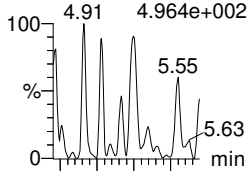

F37:MRM of 2 channels,ES-
513 > 219
2.181e+001

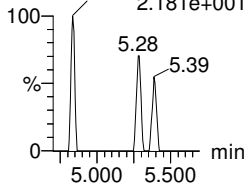

L-MeFOSAA
F48:MRM of 3 channels,ES-
570.0 > 419
4.624e+001

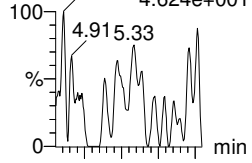

F48:MRM of 3 channels,ES-
570.0 > 512.0
8.384e+001

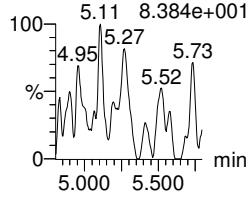

Total N-MeFOSAA
F48:MRM of 3 channels,ES-
570.0 > 419
4.624e+001

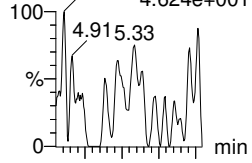

F48:MRM of 3 channels,ES-
570.0 > 512.0
8.384e+001

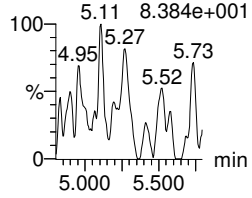

PFUdA
F46:MRM of 2 channels,ES-
563.0 > 518.9
4.895e+002

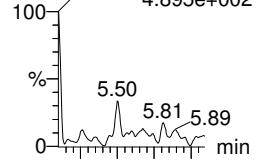

F46:MRM of 2 channels,ES-
563.0 > 269
3.897e+001

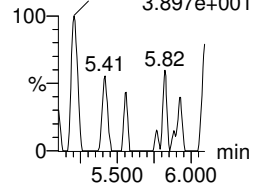

13C5-PFNA
F28:MRM of 1 channel,ES-
468.2 > 422.9
8.384e+004

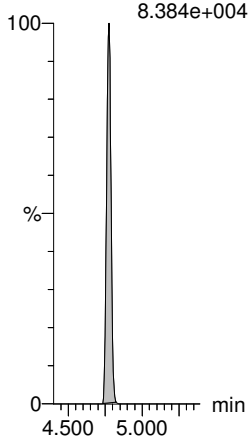

13C8-PFOS
F35:MRM of 1 channel,ES-
507.0 > 79.9
4.434e+004

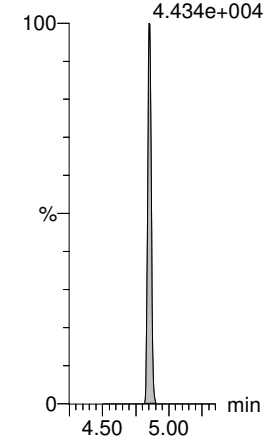

13C8-PFOS
F35:MRM of 1 channel,ES-
507.0 > 79.9
4.434e+004

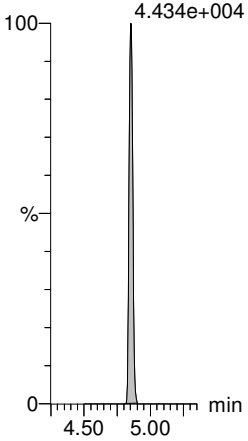

13C2-PFDA
F38:MRM of 1 channel,ES-
515.1 > 469.9
6.651e+004

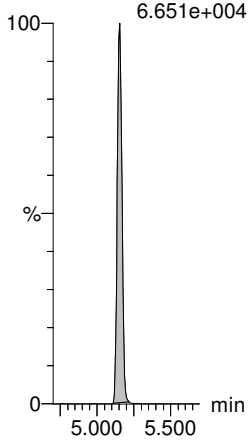

d3-N-MeFOSAA
F50:MRM of 1 channel,ES-
573.3 > 419
2.556e+004

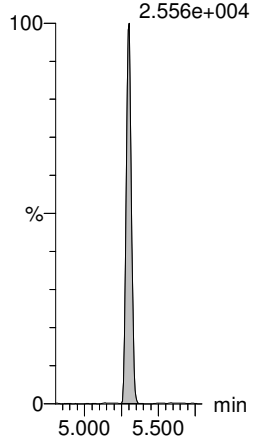

d3-N-MeFOSAA
F50:MRM of 1 channel,ES-
573.3 > 419
2.556e+004

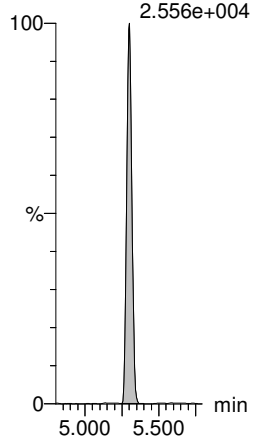

13C2-PFUdA
F47:MRM of 1 channel,ES-
565 > 519.8
9.161e+004

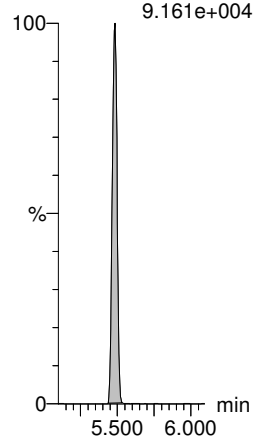

KBF 8/10/2018

Dataset: Z:\Projects\PFAS.PRO\Results\180725M1\180725M1-18.qld

Last Altered: Friday, August 10, 2018 14:36:08 Pacific Daylight Time
Printed: Friday, August 10, 2018 14:37:22 Pacific Daylight Time

Name: 180725M1_18, Date: 25-Jul-2018, Time: 21:37:07, ID: 1801766-02 IS720W02S-20180712 0.25835, Description: IS720W02S-20180712

L-EtFOSAA

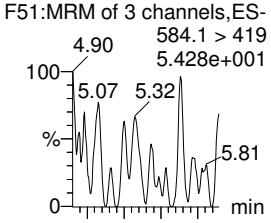

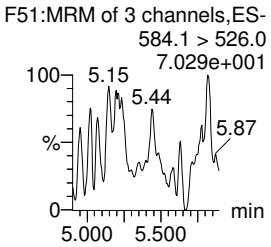

Total N-EtFOSAA

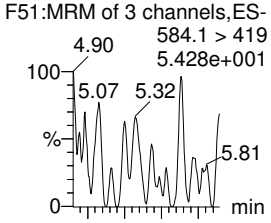

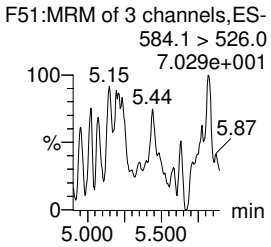

PFTrDA

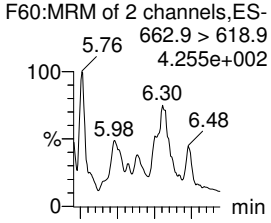

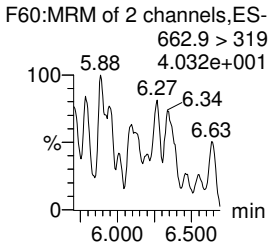

PFDoA

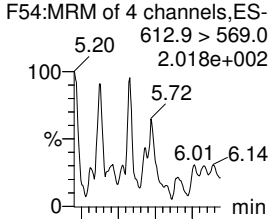

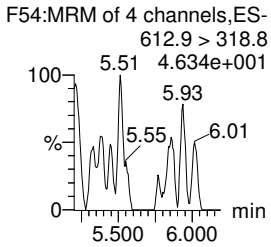

PFTeDA

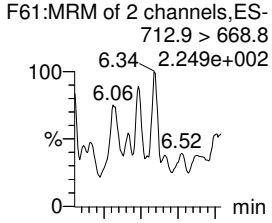

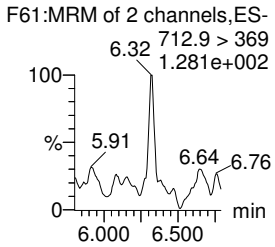

TCDA

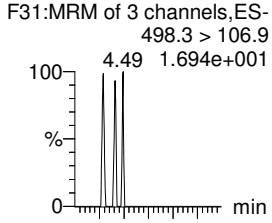

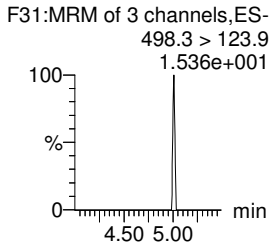

13C5-PFHxA

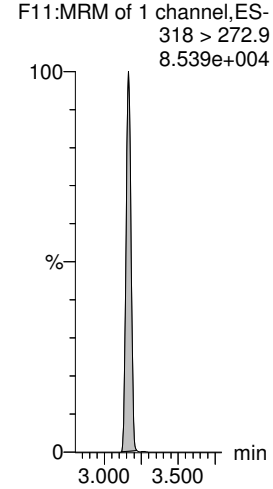

d5-N-EtFOSAA

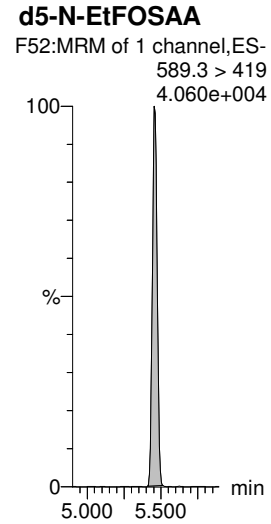

d5-N-EtFOSAA

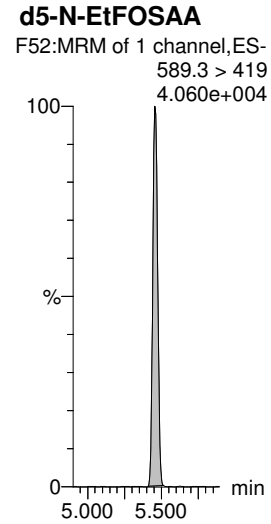

13C2-PFDoA

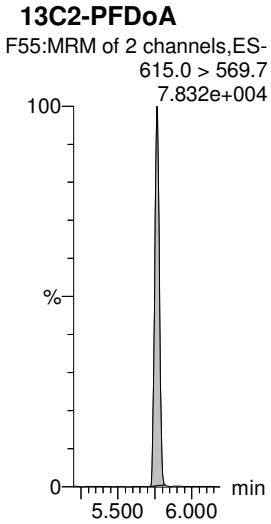

13C2-PFDoA

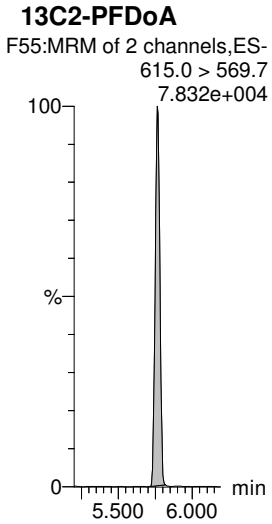

13C2-PFTeDA

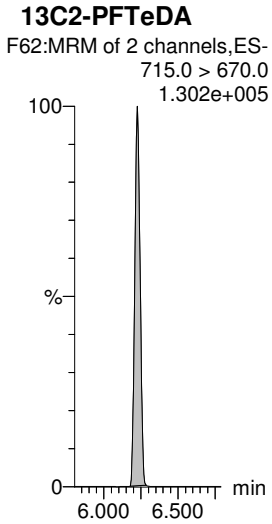

13C8-PFOS

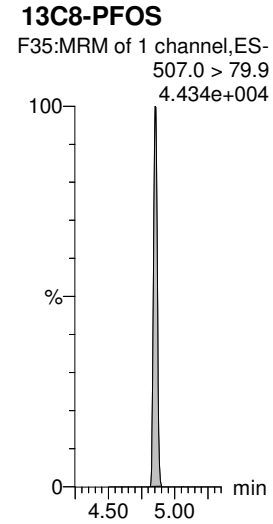

13C8-PFOA

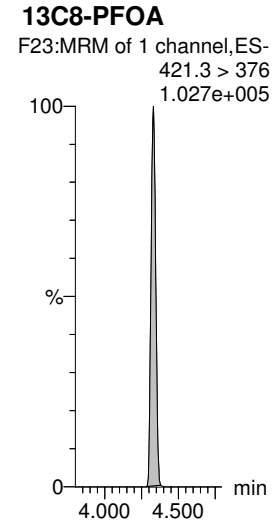

KBF 8/10/2018

MMM 8/19/2018

Dataset: Z:\Projects\PFAS.PRO\Results\180725M1\180725M1-18.qld

Last Altered: Friday, August 10, 2018 14:36:08 Pacific Daylight Time
Printed: Friday, August 10, 2018 14:37:22 Pacific Daylight Time

Name: 180725M1_18, Date: 25-Jul-2018, Time: 21:37:07, ID: 1801766-02 IS720W02S-20180712 0.25835, Description: IS720W02S-20180712

13C3-PFHxS

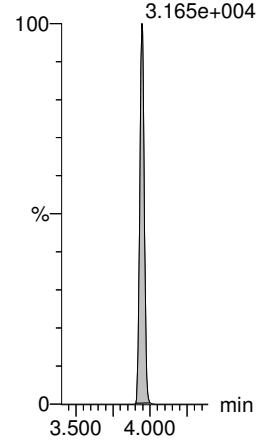

13C9-PFNA

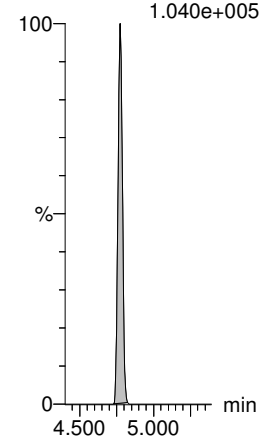

13C4-PFOS

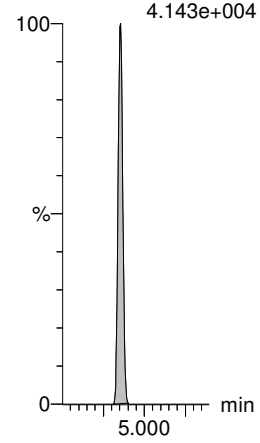

13C6-PFDA

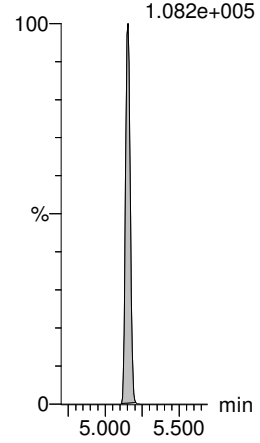

13C7-PFUdA

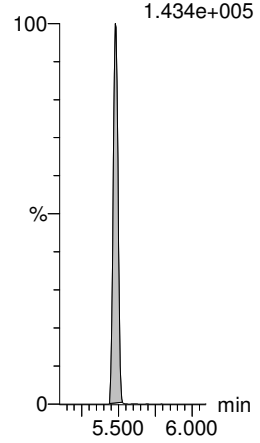

KBF 8/10/2018

Vista Analytical Laboratory

MMM 8/19/2018

Dataset: Z:\Projects\PFAS.PRO\Results\180725M1\180725M1-19.qld

Last Altered: Friday, August 10, 2018 14:41:26 Pacific Daylight Time
Printed: Friday, August 10, 2018 14:42:06 Pacific Daylight Time

Name: 180725M1_19, Date: 25-Jul-2018, Time: 21:47:37, ID: 1801766-03 EB01-20180712 0.25011, Description: EB01-20180712

	#	Name	Trace	Area	IS Area	wt/vol	RRF	Pred.RT	RT	Response	Conc.	%Rec	Ion Ratio	Ratio Out?
1	3	PFBS	299.0 > 79.7	6.76e-1	5.82e2	0.250	0.000	2.65	2.65	0.0145	0.2404		2.246	NO
2	5	PFHxA	313.0 > 269.0	5.88e1	1.44e3	0.250	0.000	3.16	3.16	0.205	0.6150		13.720	NO
3	7	PFHpA	363.0 > 318.9		3.83e3	0.250		3.80						
4	8	L-PFHxS	398.9 > 79.6	2.16e1	5.63e2	0.250	0.000	3.94	3.94	0.480	1.0276		6.274	YES
5	68	Total PFHxS	398.9 > 79.6	2.16e1	5.63e2	0.250		4.12		0.480	1.0276			
6	11	L-PFOA	413 > 368.7	2.93e2	4.98e3	0.250	0.000	4.33	4.33	0.735	2.7279		4.363	NO
7	69	Total PFOA	413 > 368.7	2.93e2	4.98e3	0.250		4.30		0.735	2.7279			
8	38	13C3-PFBS	302. > 98.8	5.82e2	5.14e3	0.250	0.113	2.66	2.65	1.42	48.1352	96.3		
9	40	13C2-PFHxA	315 > 269.8	1.44e3	5.14e3	0.250	0.699	3.16	3.16	3.50	18.0683	90.4		
10	41	13C4-PFHpA	367.2 > 321.8	3.83e3	5.14e3	0.250	0.746	3.80	3.80	9.33	44.4702	89.0		
11	42	18O2-PFHxS	403.0 > 102.6	5.63e2	1.14e3	0.250	0.494	3.95	3.94	6.17	49.2872	98.6		
12	42	18O2-PFHxS	403.0 > 102.6	5.63e2	1.14e3	0.250	0.494	3.95	3.94	6.17	49.2872	98.6		
13	44	13C2-PFOA	414.9 > 369.7	4.98e3	6.34e3	0.250	0.786	4.33	4.33	9.82	38.1214	76.3		
14	44	13C2-PFOA	414.9 > 369.7	4.98e3	6.34e3	0.250	0.786	4.33	4.33	9.82	38.1214	76.3		
15	-1													
16	14	PFNA	463.0 > 418.8		3.86e3	0.250		4.77						
17	16	L-PFOS	499.1 > 79.9	2.31e1	1.40e3	0.250	0.000	4.86	4.85	0.207	1.2537		1.020	YES
18	70	Total PFOS	499.1 > 79.9	2.31e1	1.40e3	0.250		5.00		0.207	1.2537			
19	18	PFDA	513 > 468.8		4.07e3	0.250		5.15						
20	21	L-MeFOSAA	570.0 > 419		1.08e3	0.250		5.31						
21	71	Total N-MeFOSAA	570.0 > 419	0.00e0	1.08e3	0.250		5.40		0.000				
22	25	PFUdA	563.0 > 518.9		4.88e3	0.250		5.48						
23	45	13C5-PFNA	468.2 > 422.9	3.86e3	6.28e3	0.250	0.615	4.78	4.77	7.69	31.8348	63.7		
24	47	13C8-PFOS	507.0 > 79.9	1.40e3	1.39e3	0.250	1.00	4.86	4.85	12.5	46.4649	93.0		
25	47	13C8-PFOS	507.0 > 79.9	1.40e3	1.39e3	0.250	1.00	4.86	4.85	12.5	46.4649	93.0		
26	48	13C2-PFDA	515.1 > 469.9	4.07e3	7.01e3	0.250	0.581	5.15	5.15	7.26	30.9926	62.0		
27	50	d3-N-MeFOSAA	573.3 > 419	1.08e3	9.50e3	0.250	0.114	5.30	5.29	1.42	24.8226	49.7		
28	50	d3-N-MeFOSAA	573.3 > 419	1.08e3	9.50e3	0.250	0.114	5.30	5.29	1.42	24.8226	49.7		
29	52	13C2-PFUdA	565 > 519.8	4.88e3	9.50e3	0.250	0.514	5.48	5.48	6.43	27.8086	55.6		
30	-1													
31	23	L-EtFOSAA	584.1 > 419		1.54e3	0.250		5.47						
32	72	Total N-EtFOSAA	584.1 > 419	0.00e0	1.54e3	0.250		5.62		0.000				
33	29	PFTrDA	662.9 > 618.9		5.05e3	0.250		6.02						
34	27	PFDoA	612.9 > 569.0		5.05e3	0.250		5.77						
35	30	PFTeDA	712.9 > 668.8		7.85e3	0.250		6.23						
36	73	TCDA	498.3>106.9			0.250		5.11						

KBF 8/10/2018

Vista Analytical Laboratory

MMM 8/19/2018

Dataset: Z:\Projects\PFAS.PRO\Results\180725M1\180725M1-19.qld

Last Altered: Friday, August 10, 2018 14:41:26 Pacific Daylight Time
Printed: Friday, August 10, 2018 14:42:06 Pacific Daylight Time

Name: 180725M1_19, Date: 25-Jul-2018, Time: 21:47:37, ID: 1801766-03 EB01-20180712 0.25011, Description: EB01-20180712

	#	Name	Trace	Area	IS Area	wt/vol	RRF	Pred.RT	RT	Response	Conc.	%Rec	Ion Ratio	Ratio Out?
37	61	13C5-PFHxA	318 > 272.9	5.14e3	5.14e3	0.250	1.00	3.16	3.16	12.5	49.9780	100.0		
38	51	d5-N-EtFOSAA	589.3 > 419	1.54e3	9.50e3	0.250	0.162	5.46	5.46	2.02	30.1064	60.2		
39	51	d5-N-EtFOSAA	589.3 > 419	1.54e3	9.50e3	0.250	0.162	5.46	5.46	2.02	30.1064	60.2		
40	53	13C2-PFDoA	615.0 > 569.7	5.05e3	7.01e3	0.250	0.721	5.77	5.76	9.01	28.0864	56.2		
41	53	13C2-PFDoA	615.0 > 569.7	5.05e3	7.01e3	0.250	0.721	5.77	5.76	9.01	28.0864	56.2		
42	55	13C2-PFTeDA	715.0 > 670.0	7.85e3	9.50e3	0.250	0.826	6.23	6.22	10.3	36.0165	72.1		
43	47	13C8-PFOS	507.0 > 79.9	1.40e3	1.39e3	0.250	1.00	4.86	4.85	12.5	46.4649	93.0		
44	63	13C8-PFOA	421.3 > 376	6.34e3	6.34e3	0.250	1.00	4.33	4.33	12.5	49.9780	100.0		
45	-1													
46	62	13C3-PFHxS	401.9 > 79.9	1.14e3	1.14e3	0.250	1.00	3.95	3.94	12.5	49.9780	100.0		
47	64	13C9-PFNA	472.2 > 426.9	6.28e3	6.28e3	0.250	1.00	4.78	4.77	12.5	49.9780	100.0		
48	65	13C4-PFOS	503 > 79.9	1.39e3	1.39e3	0.250	1.00	4.86	4.85	12.5	49.9780	100.0		
49	66	13C6-PFDA	519.1 > 473.7	7.01e3	7.01e3	0.250	1.00	5.15	5.15	12.5	49.9780	100.0		
50	67	13C7-PFUdA	570.1 > 524.8	9.50e3	9.50e3	0.250	1.00	5.48	5.48	12.5	49.9780	100.0		

KBF 8/10/2018

Vista Analytical Laboratory

MMM 8/19/2018

Dataset: Z:\Projects\PFAS.PRO\Results\180725M1\180725M1-19.qld

Last Altered: Friday, August 10, 2018 14:41:26 Pacific Daylight Time
Printed: Friday, August 10, 2018 14:42:06 Pacific Daylight Time

Method: Z:\Projects\PFAS.PRO\MethDB\PFAS_FULL_80C_072518.mdb 27 Jul 2018 12:03:35
Calibration: Z:\Projects\PFAS.PRO\CurveDB\C18_VAL-PFAS_Q4_07-25-18.cdb 26 Jul 2018 10:45:37

Name: 180725M1_19, Date: 25-Jul-2018, Time: 21:47:37, ID: 1801766-03 EB01-20180712 0.25011, Description: EB01-20180712

PFBS
F7:MRM of 2 channels,ES-
299.0 > 79.7
4.915e+001

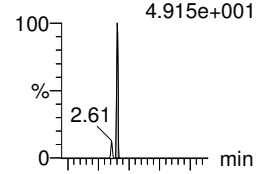

PFHxA
F9:MRM of 2 channels,ES-
313.0 > 269.0
1.565e+003

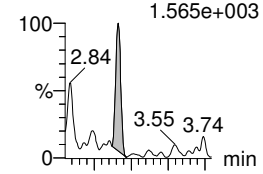

PFHpA
F16:MRM of 2 channels,ES-
363.0 > 318.9
3.81 4.210e+002

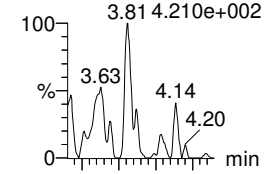

L-PFHxS
F18:MRM of 2 channels,ES-
398.9 > 79.6
6.982e+002

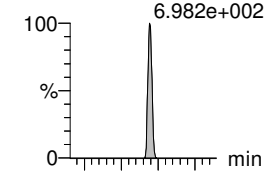

Total PFHxS
F18:MRM of 2 channels,ES-
398.9 > 79.6
6.982e+002

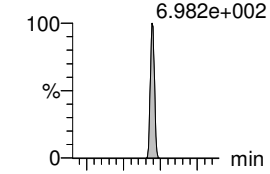

L-PFOA
F21:MRM of 2 channels,ES-
413 > 368.7
8.907e+003

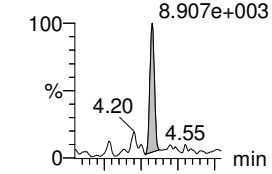

Total PFOA
F21:MRM of 2 channels,ES-
413 > 368.7
8.907e+003

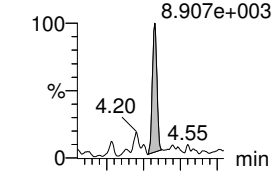

F7:MRM of 2 channels,ES-
299.0 > 99.0
2.58 2.780e+002

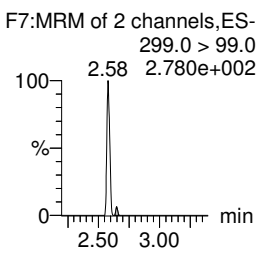

F9:MRM of 2 channels,ES-
313.0 > 118.9
1.262e+002

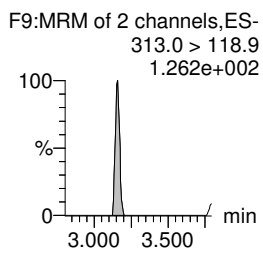

F16:MRM of 2 channels,ES-
363.0 > 169.0
1.000e-003

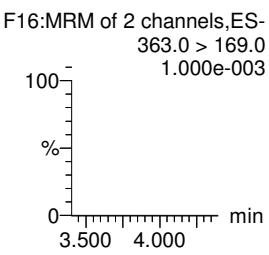

F18:MRM of 2 channels,ES-
398.9 > 99.0
1.219e+002

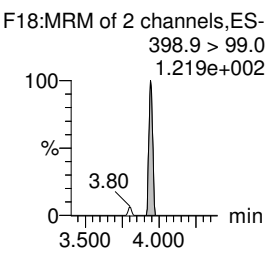

F18:MRM of 2 channels,ES-
398.9 > 99.0
1.219e+002

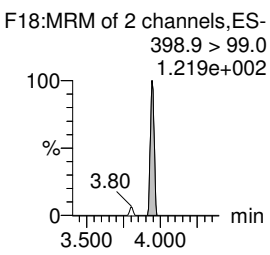

F21:MRM of 2 channels,ES-
413 > 169
1.746e+003

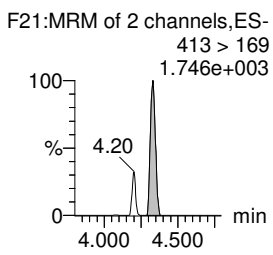

F21:MRM of 2 channels,ES-
413 > 169
1.746e+003

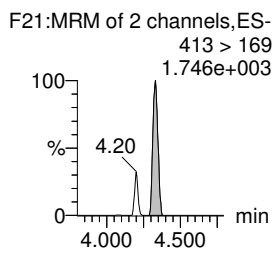

13C3-PFBS
F8:MRM of 1 channel,ES-
302. > 98.8
2.160e+004

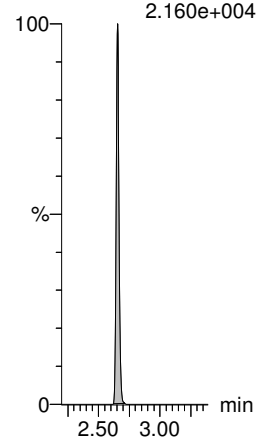

13C2-PFHxA
F10:MRM of 1 channel,ES-
315 > 269.8
3.776e+004

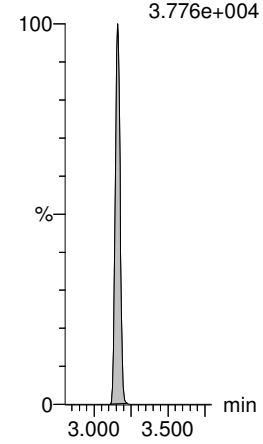

13C4-PFHpA
F17:MRM of 1 channel,ES-
367.2 > 321.8
1.144e+005

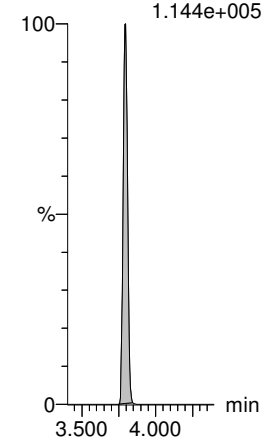

18O2-PFHxS
F20:MRM of 1 channel,ES-
403.0 > 102.6
1.617e+004

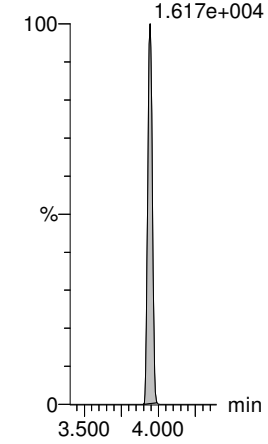

18O2-PFHxS
F20:MRM of 1 channel,ES-
403.0 > 102.6
1.617e+004

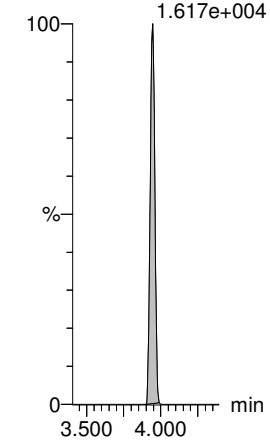

13C2-PFOA
F22:MRM of 1 channel,ES-
414.9 > 369.7
1.439e+005

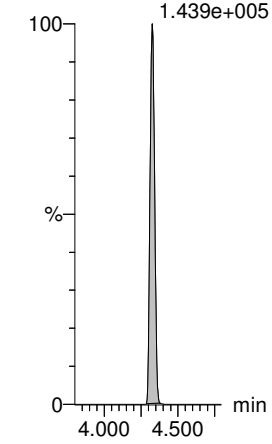

13C2-PFOA
F22:MRM of 1 channel,ES-
414.9 > 369.7
1.439e+005

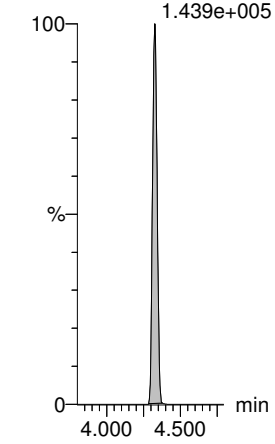

KBF 8/10/2018

Dataset: Z:\Projects\PFAS.PRO\Results\180725M1\180725M1-19.qld

Last Altered: Friday, August 10, 2018 14:41:26 Pacific Daylight Time
Printed: Friday, August 10, 2018 14:42:06 Pacific Daylight Time

Name: 180725M1_19, Date: 25-Jul-2018, Time: 21:47:37, ID: 1801766-03 EB01-20180712 0.25011, Description: EB01-20180712

PFNA
F27:MRM of 2 channels,ES-
463.0 > 418.8
4.280e+002

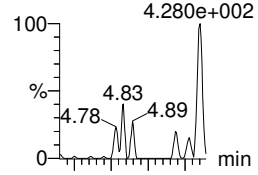

F27:MRM of 2 channels,ES-
463.0 > 219.0
1.630e+001

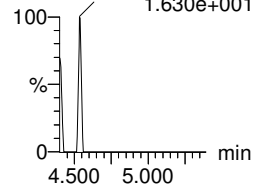

13C5-PFNA
F28:MRM of 1 channel,ES-
468.2 > 422.9
1.101e+005

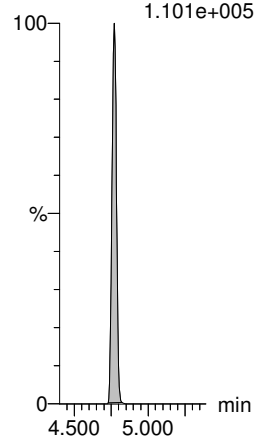

L-PFOS
F32:MRM of 2 channels,ES-
499.1 > 79.9
7.382e+002

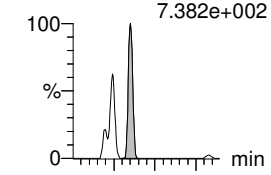

F32:MRM of 2 channels,ES-
499.1 > 98.9
7.280e+002

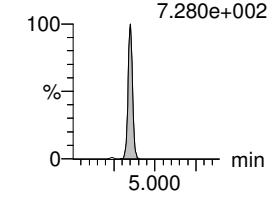

13C8-PFOS
F35:MRM of 1 channel,ES-
507.0 > 79.9
4.301e+004

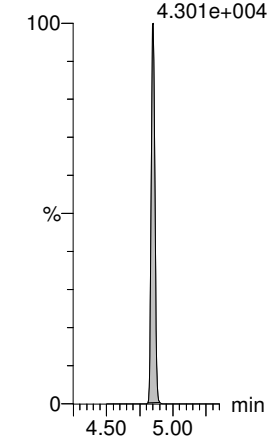

Total PFOS
F32:MRM of 2 channels,ES-
499.1 > 79.9
7.382e+002

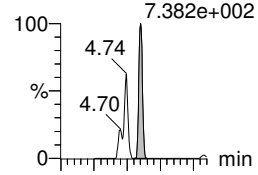

F32:MRM of 2 channels,ES-
499.1 > 98.9
7.280e+002

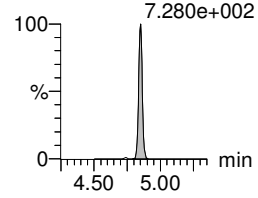

13C8-PFOS
F35:MRM of 1 channel,ES-
507.0 > 79.9
4.301e+004

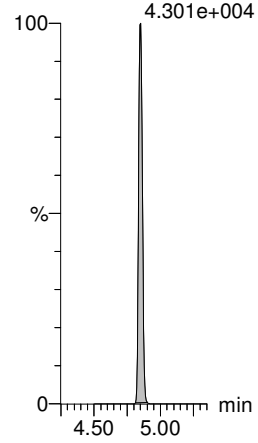

PFDA
F37:MRM of 2 channels,ES-
513 > 468.8
4.367e+002

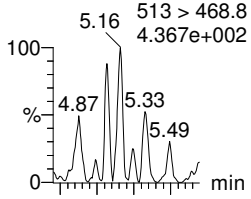

F37:MRM of 2 channels,ES-
513 > 219
3.835e+001

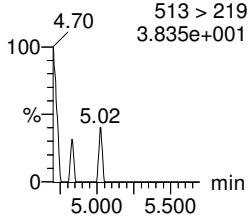

13C2-PFDA
F38:MRM of 1 channel,ES-
515.1 > 469.9
1.133e+005

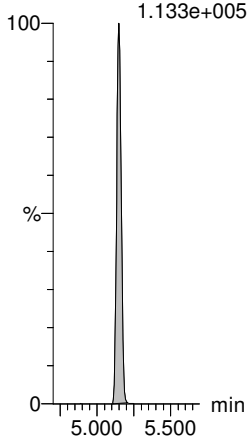

L-MeFOSAA
F48:MRM of 3 channels,ES-
570.0 > 419
3.811e+001

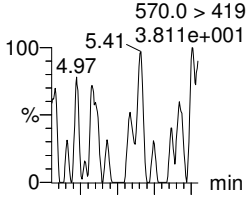

F48:MRM of 3 channels,ES-
570.0 > 512.0
9.307e+001

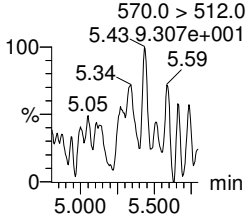

d3-N-MeFOSAA
F50:MRM of 1 channel,ES-
573.3 > 419
2.514e+004

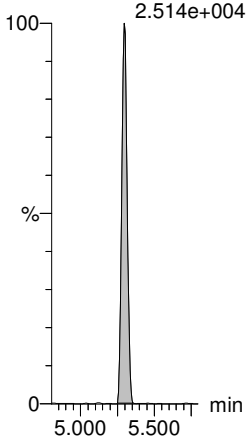

Total N-MeFOSAA
F48:MRM of 3 channels,ES-
570.0 > 419
3.811e+001

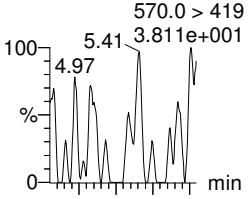

F48:MRM of 3 channels,ES-
570.0 > 512.0
9.307e+001

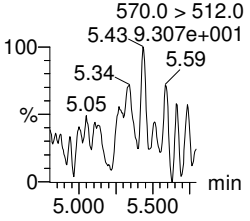

d3-N-MeFOSAA
F50:MRM of 1 channel,ES-
573.3 > 419
2.514e+004

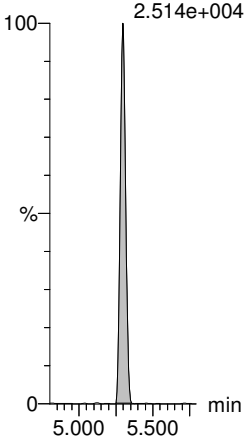

PFUdA
F46:MRM of 2 channels,ES-
563.0 > 518.9
7.692e+002

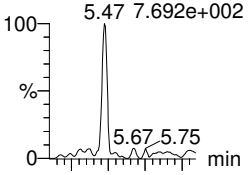

F46:MRM of 2 channels,ES-
563.0 > 269
2.033e+001

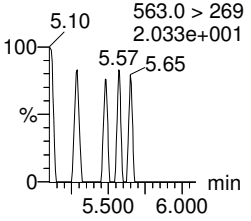

13C2-PFUdA
F47:MRM of 1 channel,ES-
565 > 519.8
1.323e+005

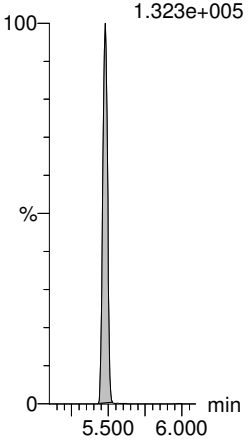

KBF 8/10/2018

Dataset: Z:\Projects\PFAS.PRO\Results\180725M1\180725M1-19.qld

Last Altered: Friday, August 10, 2018 14:41:26 Pacific Daylight Time
Printed: Friday, August 10, 2018 14:42:06 Pacific Daylight Time

Name: 180725M1_19, Date: 25-Jul-2018, Time: 21:47:37, ID: 1801766-03 EB01-20180712 0.25011, Description: EB01-20180712

L-EtFOSAA

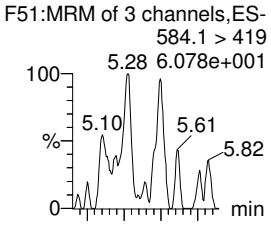

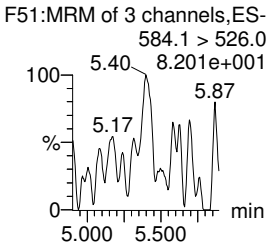

Total N-EtFOSAA

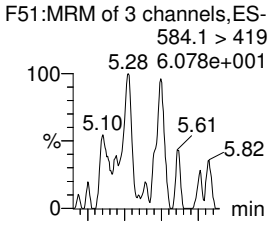

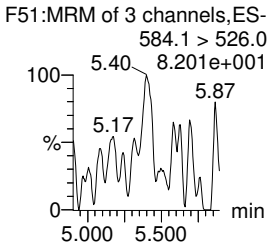

PFTrDA

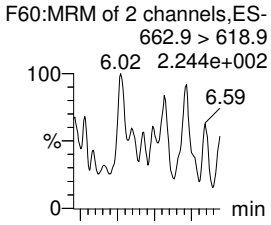

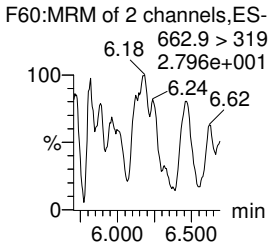

PFDoA

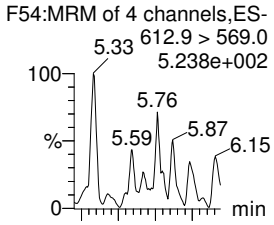

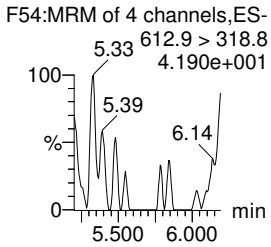

PFTeDA

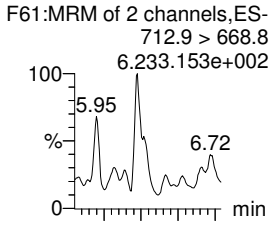

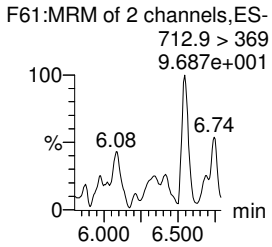

TCDA

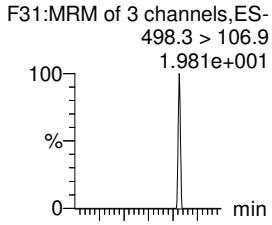

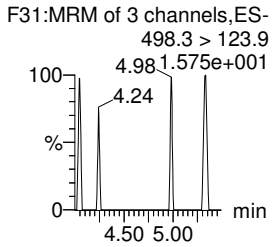

13C5-PFHxA

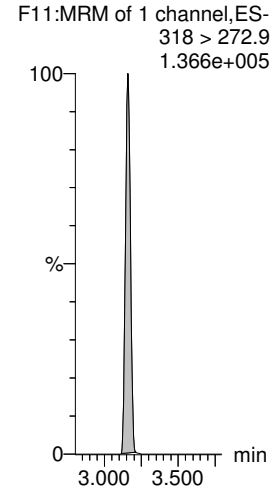

d5-N-EtFOSAA

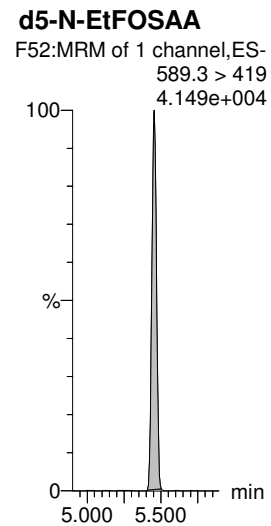

d5-N-EtFOSAA

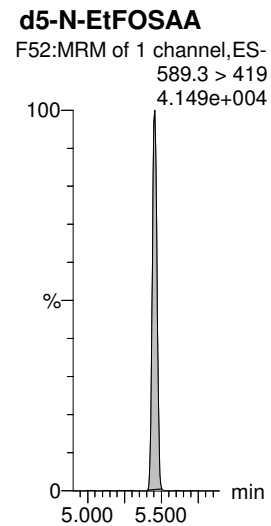

13C2-PFDoA

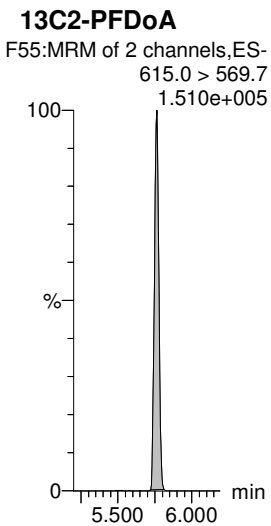

13C2-PFDoA

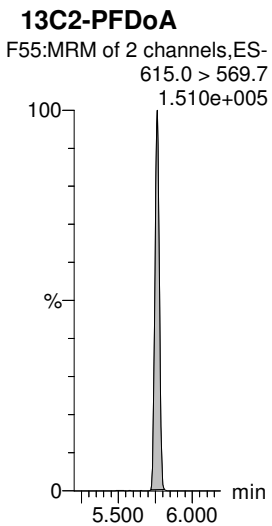

13C2-PFTeDA

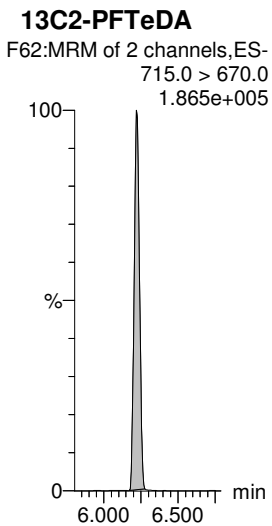

13C8-PFOS

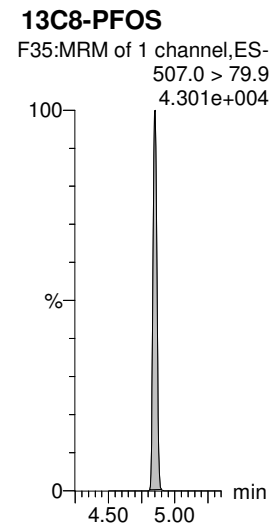

13C8-PFOA

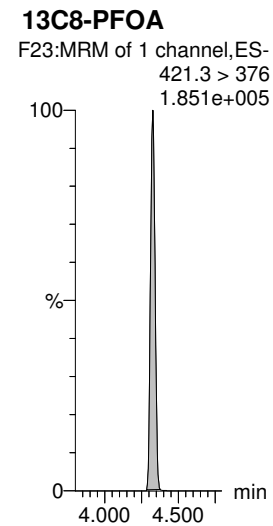

KBF 8/10/2018

Dataset: Z:\Projects\PFAS.PRO\Results\180725M1\180725M1-19.qld

Last Altered: Friday, August 10, 2018 14:41:26 Pacific Daylight Time
Printed: Friday, August 10, 2018 14:42:06 Pacific Daylight Time

Name: 180725M1_19, Date: 25-Jul-2018, Time: 21:47:37, ID: 1801766-03 EB01-20180712 0.25011, Description: EB01-20180712

13C3-PFHxS

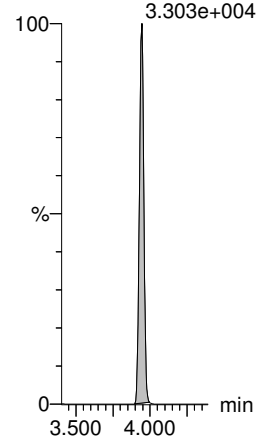

13C9-PFNA

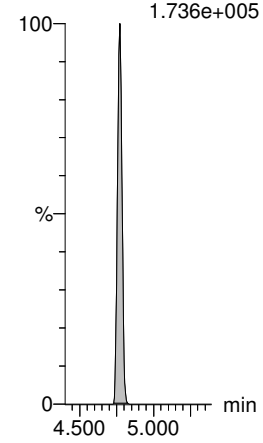

13C4-PFOS

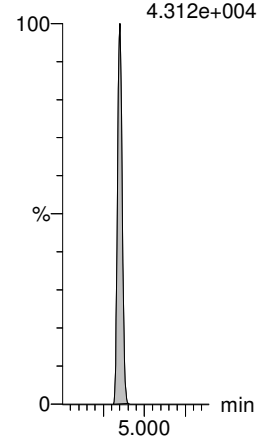

13C6-PFDA

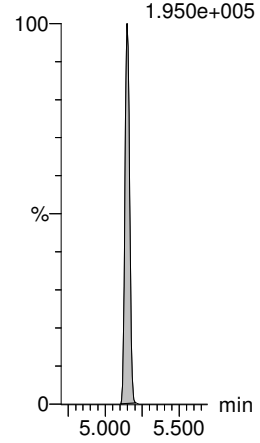

13C7-PFUdA

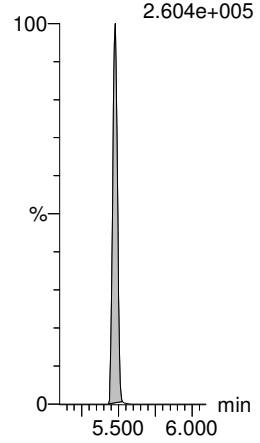

KBF 8/10/2018

Vista Analytical Laboratory

MMM 8/20/2018

Dataset: Z:\Projects\PFAS.PRO\Results\180725M1\180725M1-20.qld

Last Altered: Friday, August 10, 2018 15:03:33 Pacific Daylight Time
Printed: Friday, August 10, 2018 15:04:22 Pacific Daylight Time

Name: 180725M1_20, Date: 25-Jul-2018, Time: 21:58:02, ID: 1801766-04 IS720W06S-20180712 0.2267, Description: IS720W06S-20180712

	#	Name	Trace	Area	IS Area	wt/vol	RRF	Pred.RT	RT	Response	Conc.	%Rec	Ion Ratio	Ratio Out?
1	3	PFBS	299.0 > 79.7	2.79e3	6.13e2	0.227	0.000	2.66	2.66	56.8	126.7625		2.967	NO
2	5	PFHxA	313.0 > 269.0	3.05e4	1.06e3	0.227	0.000	3.16	3.16	144	361.6850		15.595	NO
3	7	PFHpA	363.0 > 318.9	7.39e3	2.84e3	0.227	0.000	3.80	3.80	32.5	125.7217		20.620	NO
4	8	L-PFHxS	398.9 > 79.6	1.13e4	5.13e2	0.227	0.000	3.95	3.95	276	723.7631		1.939	NO
5	68	Total PFHxS	398.9 > 79.6	1.13e4	5.13e2	0.227		4.12		276	723.7631			
6	11	L-PFOA	413 > 368.7	4.42e4	3.68e3	0.227	0.000	4.33	4.33	150	662.7428		4.547	NO
7	69	Total PFOA	413 > 368.7	5.36e4	3.68e3	0.227		4.30		182	800.5510			
8	38	13C3-PFBS	302. > 98.8	6.13e2	3.81e3	0.227	0.161	2.66	2.66	2.01	75.3782	136.7		
9	40	13C2-PFHxA	315 > 269.8	1.06e3	3.81e3	0.227	0.696	3.16	3.16	3.48	19.8329	89.9		
10	41	13C4-PFHpA	367.2 > 321.8	2.84e3	3.81e3	0.227	0.745	3.80	3.80	9.32	49.0024	88.9		
11	42	18O2-PFHxS	403.0 > 102.6	5.13e2	1.13e3	0.227	0.454	3.95	3.95	5.67	50.0181	90.7		
12	42	18O2-PFHxS	403.0 > 102.6	5.13e2	1.13e3	0.227	0.454	3.95	3.95	5.67	50.0181	90.7		
13	44	13C2-PFOA	414.9 > 369.7	3.68e3	3.77e3	0.227	0.976	4.33	4.33	12.2	52.2446	94.8		
14	44	13C2-PFOA	414.9 > 369.7	3.68e3	3.77e3	0.227	0.976	4.33	4.33	12.2	52.2446	94.8		
15	-1													
16	14	PFNA	463.0 > 418.8	6.40e2	3.12e3	0.227	0.000	4.77	4.77	2.57	9.6230		5.984	NO
17	16	L-PFOS	499.1 > 79.9	6.70e3	1.47e3	0.227	0.000	4.86	4.86	57.1	282.1243		2.040	NO
18	70	Total PFOS	499.1 > 79.9	6.70e3	1.47e3	0.227		5.00		57.1	282.1243			
19	18	PFDA	513 > 468.8		2.67e3	0.227		5.15						
20	21	L-MeFOSAA	570.0 > 419		1.48e3	0.227		5.31						
21	71	Total N-MeFOSAA	570.0 > 419	0.00e0	1.48e3	0.227		5.40		0.000				
22	25	PFUdA	563.0 > 518.9		4.47e3	0.227		5.48						
23	45	13C5-PFNA	468.2 > 422.9	3.12e3	4.15e3	0.227	0.750	4.78	4.77	9.38	42.8422	77.7		
24	47	13C8-PFOS	507.0 > 79.9	1.47e3	1.45e3	0.227	1.01	4.86	4.85	12.7	51.8053	94.0		
25	47	13C8-PFOS	507.0 > 79.9	1.47e3	1.45e3	0.227	1.01	4.86	4.85	12.7	51.8053	94.0		
26	48	13C2-PFDA	515.1 > 469.9	2.67e3	4.11e3	0.227	0.651	5.15	5.15	8.13	38.3224	69.5		
27	50	d3-N-MeFOSAA	573.3 > 419	1.48e3	6.30e3	0.227	0.235	5.30	5.30	2.94	56.6446	102.7		
28	50	d3-N-MeFOSAA	573.3 > 419	1.48e3	6.30e3	0.227	0.235	5.30	5.30	2.94	56.6446	102.7		
29	52	13C2-PFUdA	565 > 519.8	4.47e3	6.30e3	0.227	0.710	5.48	5.48	8.87	42.3621	76.8		
30	-1													
31	23	L-EtFOSAA	584.1 > 419		1.69e3	0.227		5.47						
32	72	Total N-EtFOSAA	584.1 > 419	0.00e0	1.69e3	0.227		5.62		0.000				
33	29	PFTrDA	662.9 > 618.9		4.99e3	0.227		6.02						
34	27	PFDoA	612.9 > 569.0		4.99e3	0.227		5.77						
35	30	PFTeDA	712.9 > 668.8		8.34e3	0.227		6.23						
36	73	TCDA	498.3>106.9			0.227		5.11						

KBF 8/10/2018

MMM 8/20/2018

Dataset: Z:\Projects\PFAS.PRO\Results\180725M1\180725M1-20.qld

Last Altered: Friday, August 10, 2018 15:03:33 Pacific Daylight Time
Printed: Friday, August 10, 2018 15:04:22 Pacific Daylight Time

Name: 180725M1_20, Date: 25-Jul-2018, Time: 21:58:02, ID: 1801766-04 IS720W06S-20180712 0.2267, Description: IS720W06S-20180712

	#	Name	Trace	Area	IS Area	wt/vol	RRF	Pred.RT	RT	Response	Conc.	%Rec	Ion Ratio	Ratio Out?
37	61	13C5-PFHxA	318 > 272.9	3.81e3	3.81e3	0.227	1.00	3.16	3.16	12.5	55.1390	100.0		
38	51	d5-N-EtFOSAA	589.3 > 419	1.69e3	6.30e3	0.227	0.269	5.46	5.46	3.36	55.1570	100.0		
39	51	d5-N-EtFOSAA	589.3 > 419	1.69e3	6.30e3	0.227	0.269	5.46	5.46	3.36	55.1570	100.0		
40	53	13C2-PFDoA	615.0 > 569.7	4.99e3	4.11e3	0.227	1.22	5.77	5.76	15.2	52.2835	94.8		
41	53	13C2-PFDoA	615.0 > 569.7	4.99e3	4.11e3	0.227	1.22	5.77	5.76	15.2	52.2835	94.8		
42	55	13C2-PFTeDA	715.0 > 670.0	8.34e3	6.30e3	0.227	1.32	6.23	6.23	16.5	63.6117	115.4		
43	47	13C8-PFOS	507.0 > 79.9	1.47e3	1.45e3	0.227	1.01	4.86	4.85	12.7	51.8053	94.0		
44	63	13C8-PFOA	421.3 > 376	3.77e3	3.77e3	0.227	1.00	4.33	4.33	12.5	55.1390	100.0		
45	-1													
46	62	13C3-PFHxS	401.9 > 79.9	1.13e3	1.13e3	0.227	1.00	3.95	3.94	12.5	55.1390	100.0		
47	64	13C9-PFNA	472.2 > 426.9	4.15e3	4.15e3	0.227	1.00	4.78	4.78	12.5	55.1390	100.0		
48	65	13C4-PFOS	503 > 79.9	1.45e3	1.45e3	0.227	1.00	4.86	4.85	12.5	55.1390	100.0		
49	66	13C6-PFDA	519.1 > 473.7	4.11e3	4.11e3	0.227	1.00	5.15	5.15	12.5	55.1390	100.0		
50	67	13C7-PFUdA	570.1 > 524.8	6.30e3	6.30e3	0.227	1.00	5.48	5.48	12.5	55.1390	100.0		

KBF 8/10/2018

Vista Analytical Laboratory

MMM 8/20/2018

Dataset: Z:\Projects\PFAS.PRO\Results\180725M1\180725M1-20.qld

Last Altered: Friday, August 10, 2018 15:03:33 Pacific Daylight Time
Printed: Friday, August 10, 2018 15:04:22 Pacific Daylight Time

Method: Z:\Projects\PFAS.PRO\MethDB\PFAS_FULL_80C_072518.mdb 27 Jul 2018 12:03:35
Calibration: Z:\Projects\PFAS.PRO\CurveDB\C18_VAL-PFAS_Q4_07-25-18.cdb 26 Jul 2018 10:45:37

Name: 180725M1_20, Date: 25-Jul-2018, Time: 21:58:02, ID: 1801766-04 IS720W06S-20180712 0.2267, Description: IS720W06S-20180712

PFBS
F7:MRM of 2 channels,ES-
299.0 > 79.7
9.914e+004

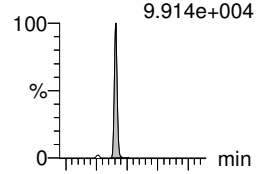

PFHxA
F9:MRM of 2 channels,ES-
313.0 > 269.0
8.159e+005

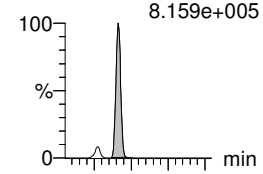

PFHpA
F16:MRM of 2 channels,ES-
363.0 > 318.9
2.213e+005

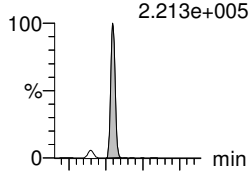

L-PFHxS
F18:MRM of 2 channels,ES-
398.9 > 79.6
2.504e+005

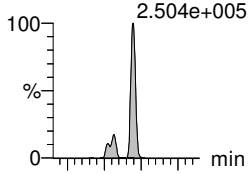

Total PFHxS
F18:MRM of 2 channels,ES-
398.9 > 79.6
2.504e+005

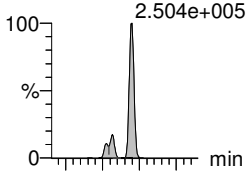

L-PFOA
F21:MRM of 2 channels,ES-
413 > 368.7
1.259e+006

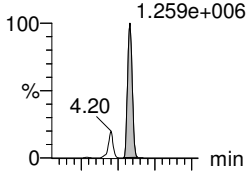

Total PFOA
F21:MRM of 2 channels,ES-
413 > 368.7
1.259e+006

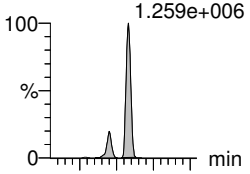

F7:MRM of 2 channels,ES-
299.0 > 99.0
3.301e+004

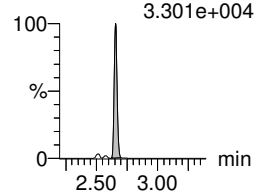

F9:MRM of 2 channels,ES-
313.0 > 118.9
5.192e+004

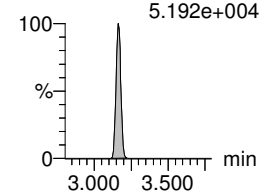

F16:MRM of 2 channels,ES-
363.0 > 169.0
1.045e+004

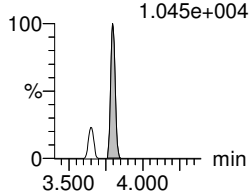

F18:MRM of 2 channels,ES-
398.9 > 99.0
1.322e+005

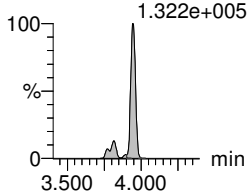

F18:MRM of 2 channels,ES-
398.9 > 99.0
1.322e+005

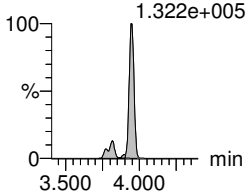

F21:MRM of 2 channels,ES-
413 > 169
2.761e+005

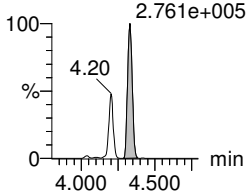

F21:MRM of 2 channels,ES-
413 > 169
2.761e+005

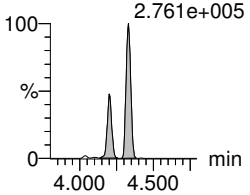

13C3-PFBS
F8:MRM of 1 channel,ES-
302. > 98.8
2.131e+004

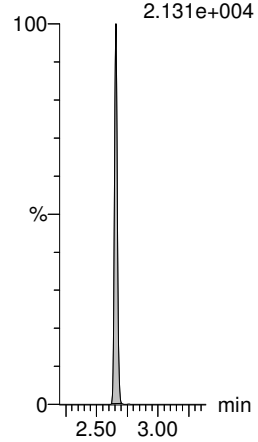

13C2-PFHxA
F10:MRM of 1 channel,ES-
315 > 269.8
2.871e+004

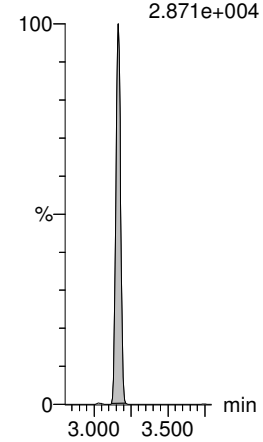

13C4-PFHpA
F17:MRM of 1 channel,ES-
367.2 > 321.8
8.494e+004

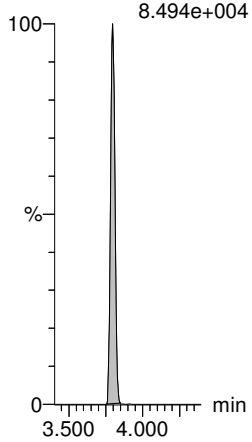

18O2-PFHxS
F20:MRM of 1 channel,ES-
403.0 > 102.6
1.462e+004

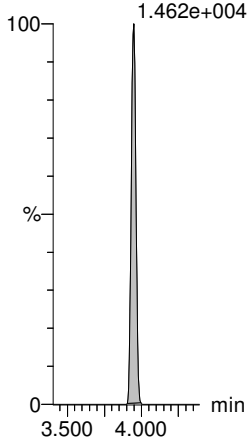

18O2-PFHxS
F20:MRM of 1 channel,ES-
403.0 > 102.6
1.462e+004

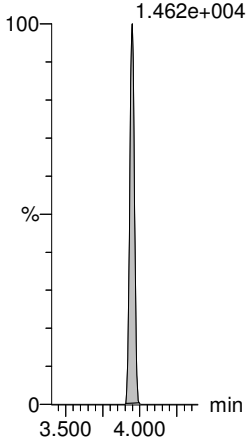

13C2-PFOA
F22:MRM of 1 channel,ES-
414.9 > 369.7
1.048e+005

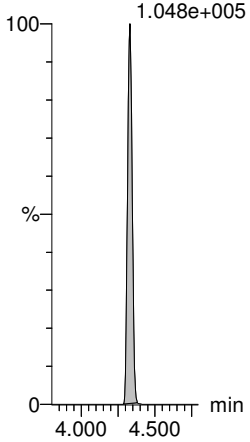

13C2-PFOA
F22:MRM of 1 channel,ES-
414.9 > 369.7
1.048e+005

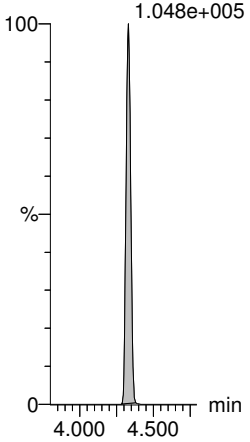

KBF 8/10/2018

Dataset: Z:\Projects\PFAS.PRO\Results\180725M1\180725M1-20.qld

Last Altered: Friday, August 10, 2018 15:03:33 Pacific Daylight Time
Printed: Friday, August 10, 2018 15:04:22 Pacific Daylight Time

Name: 180725M1_20, Date: 25-Jul-2018, Time: 21:58:02, ID: 1801766-04 IS720W06S-20180712 0.2267, Description: IS720W06S-20180712

PFNA
F27:MRM of 2 channels,ES-
463.0 > 418.8
1.739e+004

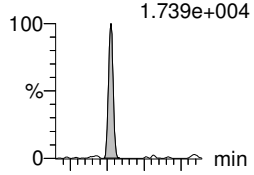

F27:MRM of 2 channels,ES-
463.0 > 219.0
2.798e+003

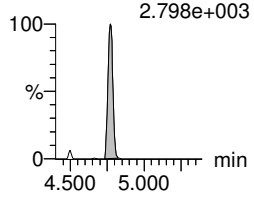

L-PFOS
F32:MRM of 2 channels,ES-
499.1 > 79.9
1.036e+005

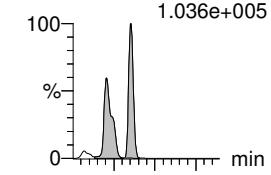

F32:MRM of 2 channels,ES-
499.1 > 98.9
6.418e+004

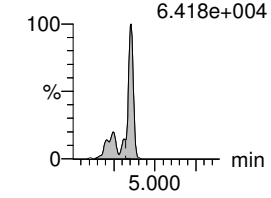

Total PFOS
F32:MRM of 2 channels,ES-
499.1 > 79.9
1.036e+005

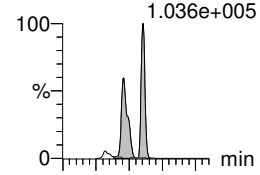

F32:MRM of 2 channels,ES-
499.1 > 98.9
6.418e+004

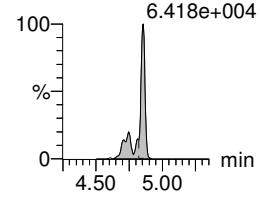

PFDA
F37:MRM of 2 channels,ES-
513 > 468.8
7.878e+002

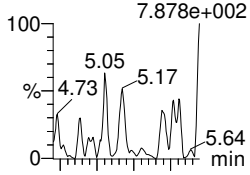

F37:MRM of 2 channels,ES-
513 > 219
1.667e+001

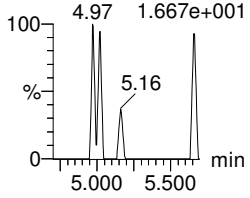

L-MeFOSAA
F48:MRM of 3 channels,ES-
570.0 > 419
4.419e+001

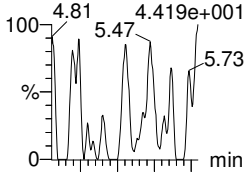

F48:MRM of 3 channels,ES-
570.0 > 512.0
8.971e+001

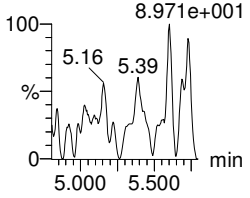

Total N-MeFOSAA
F48:MRM of 3 channels,ES-
570.0 > 419
4.419e+001

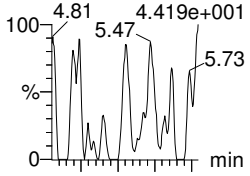

F48:MRM of 3 channels,ES-
570.0 > 512.0
8.971e+001

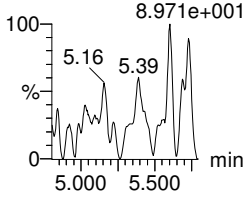

PFUdA
F46:MRM of 2 channels,ES-
563.0 > 518.9
5.088e+002

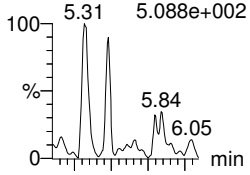

F46:MRM of 2 channels,ES-
563.0 > 269
2.403e+001

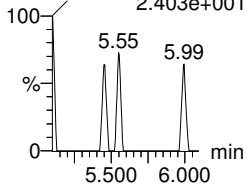

13C5-PFNA
F28:MRM of 1 channel,ES-
468.2 > 422.9
8.716e+004

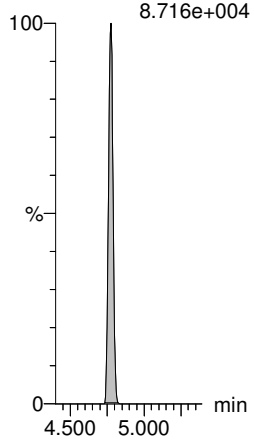

13C8-PFOS
F35:MRM of 1 channel,ES-
507.0 > 79.9
4.442e+004

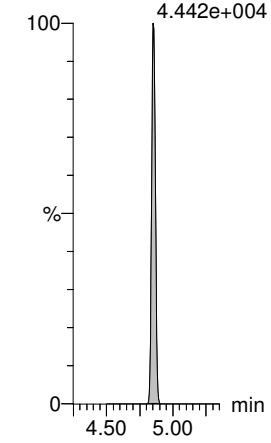

13C8-PFOS
F35:MRM of 1 channel,ES-
507.0 > 79.9
4.442e+004

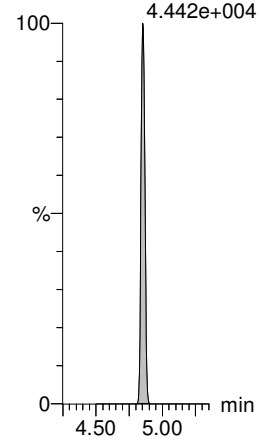

13C2-PFDA
F38:MRM of 1 channel,ES-
515.1 > 469.9
7.140e+004

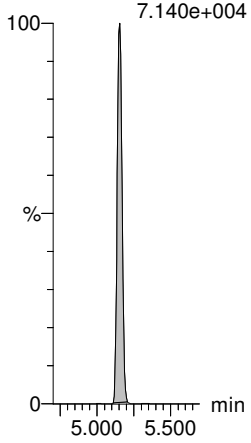

d3-N-MeFOSAA
F50:MRM of 1 channel,ES-
573.3 > 419
3.501e+004

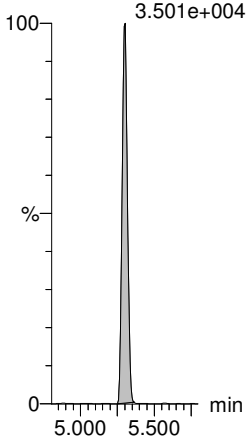

d3-N-MeFOSAA
F50:MRM of 1 channel,ES-
573.3 > 419
3.501e+004

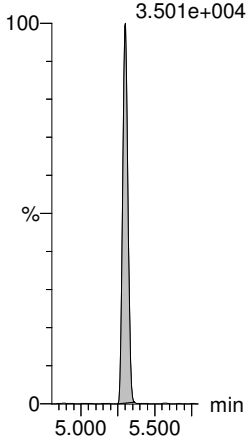

13C2-PFUdA
F47:MRM of 1 channel,ES-
565 > 519.8
1.206e+005

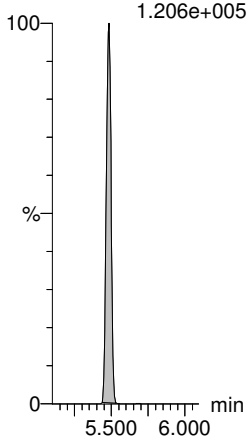

KBF 8/10/2018

Dataset: Z:\Projects\PFAS.PRO\Results\180725M1\180725M1-20.qld

Last Altered: Friday, August 10, 2018 15:03:33 Pacific Daylight Time
Printed: Friday, August 10, 2018 15:04:22 Pacific Daylight Time

Name: 180725M1_20, Date: 25-Jul-2018, Time: 21:58:02, ID: 1801766-04 IS720W06S-20180712 0.2267, Description: IS720W06S-20180712

L-EtFOSAA

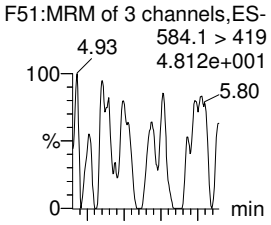

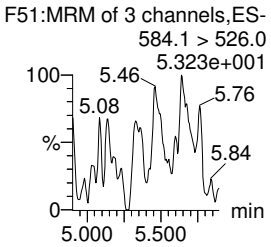

Total N-EtFOSAA

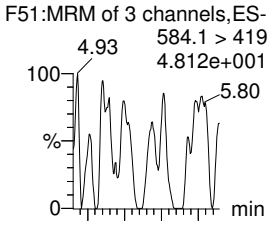

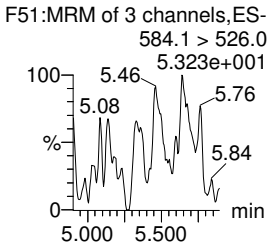

PFTrDA

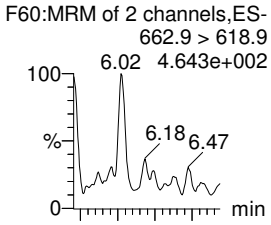

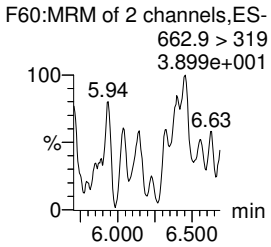

PFDoA

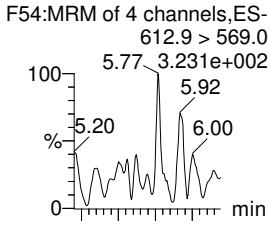

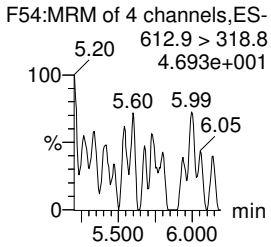

PFTeDA

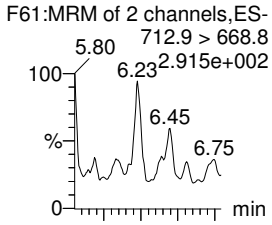

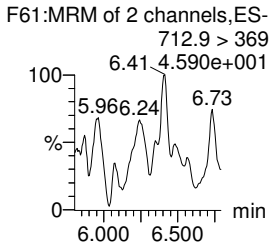

TCDA

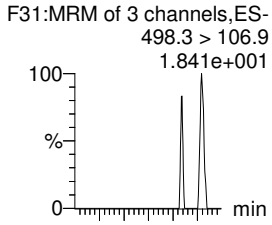

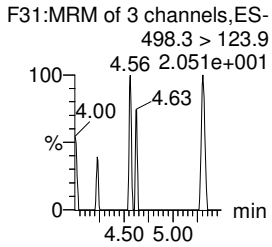

13C5-PFHxA

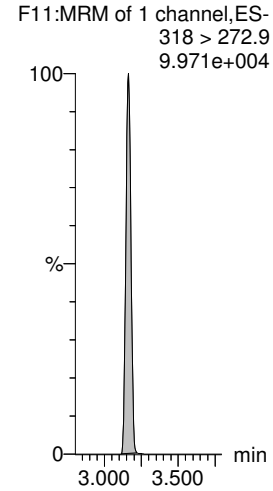

d5-N-EtFOSAA

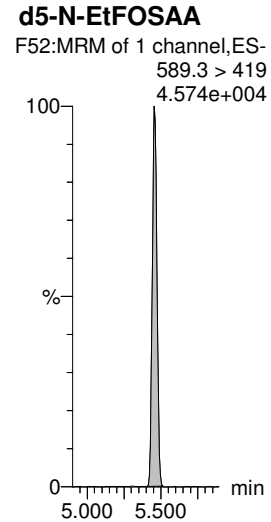

d5-N-EtFOSAA

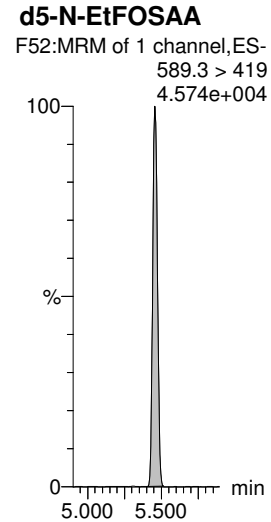

13C2-PFDoA

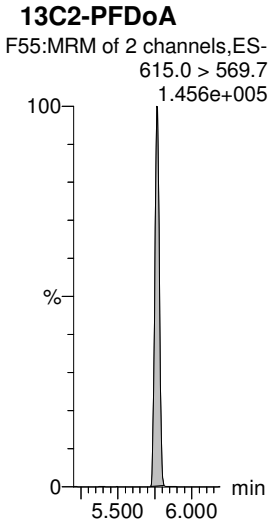

13C2-PFDoA

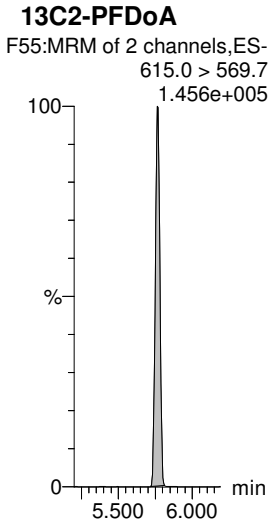

13C2-PFTeDA

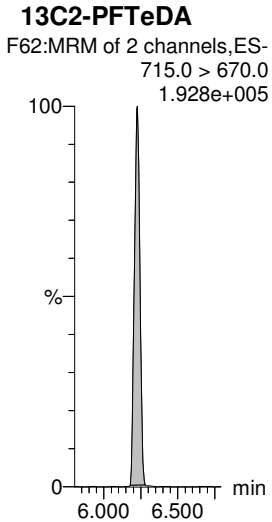

13C8-PFOS

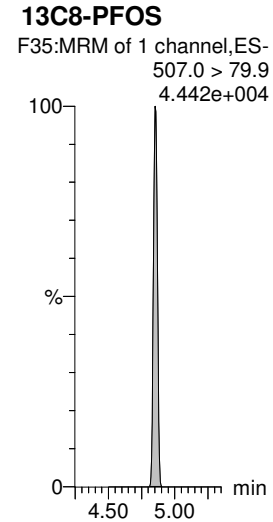

13C8-PFOA

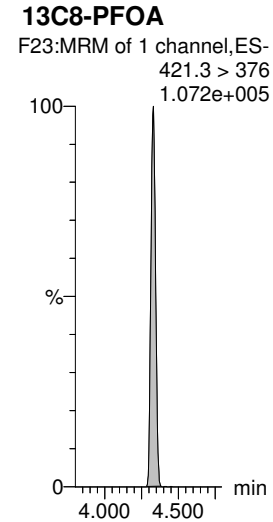

KBF 8/10/2018

MMM 8/20/2018

Dataset: Z:\Projects\PFAS.PRO\Results\180725M1\180725M1-20.qld

Last Altered: Friday, August 10, 2018 15:03:33 Pacific Daylight Time
Printed: Friday, August 10, 2018 15:04:22 Pacific Daylight Time

Name: 180725M1_20, Date: 25-Jul-2018, Time: 21:58:02, ID: 1801766-04 IS720W06S-20180712 0.2267, Description: IS720W06S-20180712

13C3-PFHxS

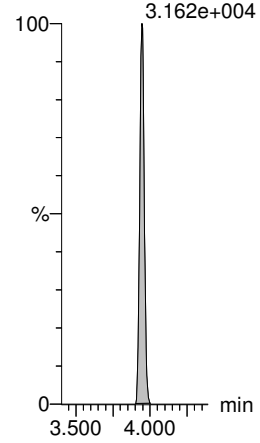

13C9-PFNA

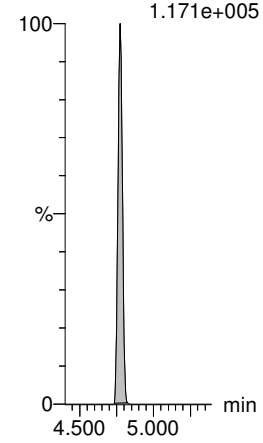

13C4-PFOS

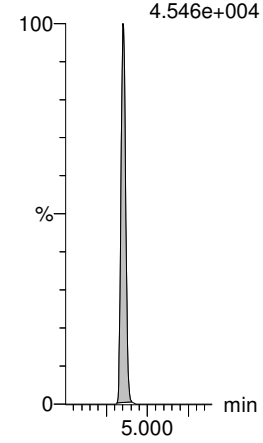

13C6-PFDA

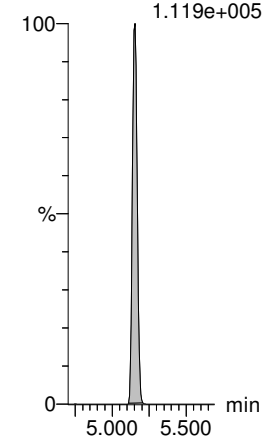

13C7-PFUdA

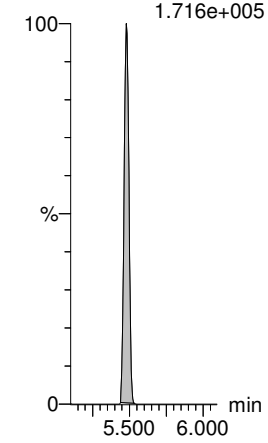

KBF 8/10/2018

Vista Analytical Laboratory

MMM 8/20/2018

Dataset: Z:\Projects\PFAS.PRO\Results\180725M1\180725M1-21.qld

*See dilution

Last Altered: Friday, August 10, 2018 15:07:29 Pacific Daylight Time
Printed: Friday, August 10, 2018 15:36:06 Pacific Daylight Time

**See ug/L report

Name: 180725M1_21, Date: 25-Jul-2018, Time: 22:08:32, ID: 1801766-05 DUP01-20180712 0.24862, Description: DUP01-20180712

	#	Name	Trace	Area	IS Area	wt/vol	RRF	Pred.RT	RT	Response	Conc.	%Rec	Ion Ratio	Ratio Out?
1	3	PFBS	299.0 > 79.7	7.79e4	3.32e2	0.249	0.000	2.65	2.65	2930	6185.4536 *E		2.865	NO
2	5	PFHxA	313.0 > 269.0	1.10e6	9.73e2	0.249	0.000	3.16	3.16	5660	**		15.650	NO
3	7	PFHpA	363.0 > 318.9	2.16e5	2.50e3	0.249	0.000	3.79	3.79	1080	3862.1914 *E		20.496	NO
4	8	L-PFHxS	398.9 > 79.6	2.76e5	2.45e2	0.249	0.000	3.93	3.94	14100	37283.2605		1.858	NO
5	68	Total PFHxS	398.9 > 79.6	2.76e5	2.45e2	0.249		4.12		14100	37283.2605 *E			
6	11	L-PFOA	413 > 368.7	1.58e6	3.65e3	0.249	0.000	4.33	4.32	5430	**		4.629	NO
7	69	Total PFOA	413 > 368.7	2.02e6	3.65e3	0.249		4.30		1480	8722.5337 *E			
8	38	13C3-PFBS	302. > 98.8	3.32e2	2.00e3	0.249	0.166	2.66	2.65	2.08	70.9231	141.1		
9	40	13C2-PFHxA	315 > 269.8	9.73e2	2.00e3	0.249	1.22	3.16	3.16	6.09	31.6462	157.4 H		
10	41	13C4-PFHpA	367.2 > 321.8	2.50e3	2.00e3	0.249	1.25	3.80	3.79	15.6	74.9563	149.1		
11	42	18O2-PFHxS	403.0 > 102.6	2.45e2	3.80e2	0.249	0.645	3.95	3.93	8.06	64.8144	128.9		
12	42	18O2-PFHxS	403.0 > 102.6	2.45e2	3.80e2	0.249	0.645	3.95	3.93	8.06	64.8144	128.9		
13	44	13C2-PFOA	414.9 > 369.7	3.65e3	2.34e3	0.249	1.55	4.33	4.32	19.4	75.8693	150.9 H		
14	44	13C2-PFOA	414.9 > 369.7	3.65e3	2.34e3	0.249	1.55	4.33	4.32	19.4	75.8693	150.9		
15	-1													
16	14	PFNA	463.0 > 418.8	1.39e4	4.05e3	0.249	0.000	4.77	4.77	42.9	146.0032		4.769	NO
17	16	L-PFOS	499.1 > 79.9	3.97e5	4.67e2	0.249	0.000	4.86	4.85	10600	47496.5886		2.012	NO
18	70	Total PFOS	499.1 > 79.9	3.97e5	4.67e2	0.249		5.00		10600	47496.5886 E			
19	18	PFDA	513 > 468.8	1.67e3	4.24e3	0.249	0.000	5.15	5.15	4.93	15.7588		7.115	NO
20	21	L-MeFOSAA	570.0 > 419		1.52e3	0.249		5.31						
21	71	Total N-MeFOSAA	570.0 > 419	0.00e0	1.52e3	0.249		5.40		0.000				
22	25	PFUdA	563.0 > 518.9		5.96e3	0.249		5.48						
23	45	13C5-PFNA	468.2 > 422.9	4.05e3	5.17e3	0.249	0.784	4.78	4.77	9.80	40.8241	81.2		
24	47	13C8-PFOS	507.0 > 79.9	4.67e2	5.84e2	0.249	0.800	4.86	4.85	9.99	37.2484	74.1		
25	47	13C8-PFOS	507.0 > 79.9	4.67e2	5.84e2	0.249	0.800	4.86	4.85	9.99	37.2484	74.1		
26	48	13C2-PFDA	515.1 > 469.9	4.24e3	6.52e3	0.249	0.649	5.15	5.15	8.11	34.8561	69.3		
27	50	d3-N-MeFOSAA	573.3 > 419	1.52e3	1.01e4	0.249	0.151	5.30	5.29	1.89	33.2003	66.0		
28	50	d3-N-MeFOSAA	573.3 > 419	1.52e3	1.01e4	0.249	0.151	5.30	5.29	1.89	33.2003	66.0		
29	52	13C2-PFUdA	565 > 519.8	5.96e3	1.01e4	0.249	0.593	5.48	5.48	7.41	32.2639	64.2		
30	-1													
31	23	L-EtFOSAA	584.1 > 419		1.47e3	0.249		5.47						
32	72	Total N-EtFOSAA	584.1 > 419	0.00e0	1.47e3	0.249		5.62		0.000				
33	29	PFTrDA	662.9 > 618.9		5.99e3	0.249		6.02						
34	27	PFDoA	612.9 > 569.0		5.99e3	0.249		5.77						
35	30	PFTeDA	712.9 > 668.8		7.85e3	0.249		6.23						
36	73	TCDA	498.3>106.9			0.249		5.11						

KBF 8/10/2018

MMM 8/20/2018

Dataset: Z:\Projects\PFAS.PRO\Results\180725M1\180725M1-21.qld

Last Altered: Friday, August 10, 2018 15:07:29 Pacific Daylight Time
Printed: Friday, August 10, 2018 15:36:06 Pacific Daylight Time

Name: 180725M1_21, Date: 25-Jul-2018, Time: 22:08:32, ID: 1801766-05 DUP01-20180712 0.24862, Description: DUP01-20180712

	#	Name	Trace	Area	IS Area	wt/vol	RRF	Pred.RT	RT	Response	Conc.	%Rec	Ion Ratio	Ratio Out?
37	61	13C5-PFHxA	318 > 272.9	2.00e3	2.00e3	0.249	1.00	3.16	3.16	12.5	50.2775	100.0		
38	51	d5-N-EtFOSAA	589.3 > 419	1.47e3	1.01e4	0.249	0.147	5.46	5.46	1.83	27.4367	54.6		
39	51	d5-N-EtFOSAA	589.3 > 419	1.47e3	1.01e4	0.249	0.147	5.46	5.46	1.83	27.4367	54.6		
40	53	13C2-PFDoA	615.0 > 569.7	5.99e3	6.52e3	0.249	0.919	5.77	5.76	11.5	36.0157	71.6		
41	53	13C2-PFDoA	615.0 > 569.7	5.99e3	6.52e3	0.249	0.919	5.77	5.76	11.5	36.0157	71.6		
42	55	13C2-PFTeDA	715.0 > 670.0	7.85e3	1.01e4	0.249	0.780	6.23	6.22	9.76	34.2156	68.1		
43	47	13C8-PFOS	507.0 > 79.9	4.67e2	5.84e2	0.249	0.800	4.86	4.85	9.99	37.2484	74.1		
44	63	13C8-PFOA	421.3 > 376	2.34e3	2.34e3	0.249	1.00	4.33	4.32	12.5	50.2775	100.0		
45	-1													
46	62	13C3-PFHxS	401.9 > 79.9	3.80e2	3.80e2	0.249	1.00	3.95	3.94	12.5	50.2775	100.0		
47	64	13C9-PFNA	472.2 > 426.9	5.17e3	5.17e3	0.249	1.00	4.78	4.77	12.5	50.2775	100.0		
48	65	13C4-PFOS	503 > 79.9	5.84e2	5.84e2	0.249	1.00	4.86	4.85	12.5	50.2775	100.0		
49	66	13C6-PFDA	519.1 > 473.7	6.52e3	6.52e3	0.249	1.00	5.15	5.15	12.5	50.2775	100.0		
50	67	13C7-PFUdA	570.1 > 524.8	1.01e4	1.01e4	0.249	1.00	5.48	5.48	12.5	50.2775	100.0		

KBF 8/10/2018

Vista Analytical Laboratory

MMM 8/20/2018

Dataset: Z:\Projects\PFAS.PRO\Results\180725M1\180725M1-21.qld

Last Altered: Friday, August 10, 2018 15:07:29 Pacific Daylight Time
Printed: Friday, August 10, 2018 15:36:06 Pacific Daylight Time

Method: Z:\Projects\PFAS.PRO\MethDB\PFAS_FULL_80C_072518.mdb 27 Jul 2018 12:03:35
Calibration: Z:\Projects\PFAS.PRO\CurveDB\C18_VAL-PFAS_Q4_07-25-18.cdb 26 Jul 2018 10:45:37

Name: 180725M1_21, Date: 25-Jul-2018, Time: 22:08:32, ID: 1801766-05 DUP01-20180712 0.24862, Description: DUP01-20180712

PFBS
F7:MRM of 2 channels,ES-
299.0 > 79.7
2.523e+006

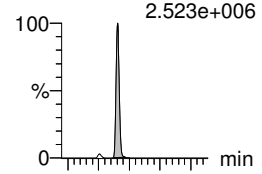

F7:MRM of 2 channels,ES-
299.0 > 99.0
8.960e+005

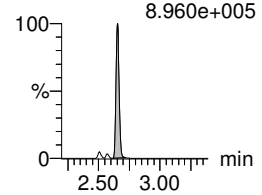

PFHxA
F9:MRM of 2 channels,ES-
313.0 > 269.0
2.681e+007

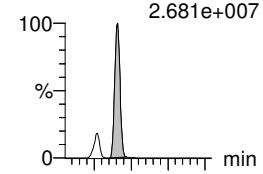

F9:MRM of 2 channels,ES-
313.0 > 118.9
1.716e+006

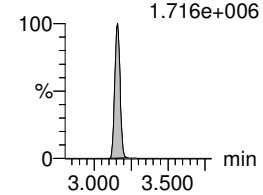

PFHpA
F16:MRM of 2 channels,ES-
363.0 > 318.9
6.540e+006

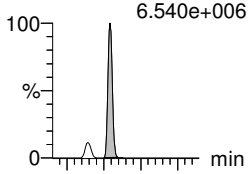

F16:MRM of 2 channels,ES-
363.0 > 169.0
3.183e+005

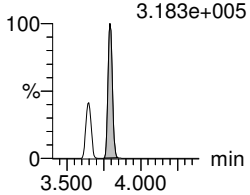

L-PFHxS
F18:MRM of 2 channels,ES-
398.9 > 79.6
4.708e+006

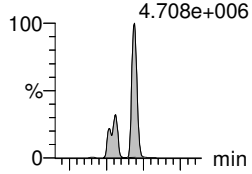

F18:MRM of 2 channels,ES-
398.9 > 99.0
2.699e+006

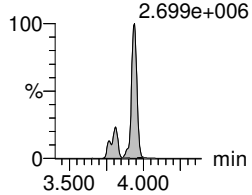

Total PFHxS
F18:MRM of 2 channels,ES-
398.9 > 79.6
4.708e+006

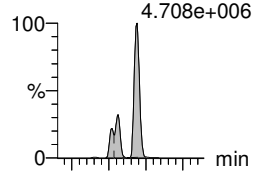

F18:MRM of 2 channels,ES-
398.9 > 99.0
2.699e+006

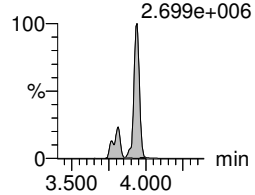

L-PFOA
F21:MRM of 2 channels,ES-
413 > 368.7
4.134e+007

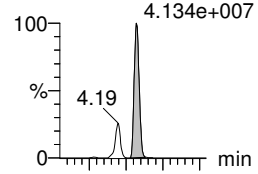

F21:MRM of 2 channels,ES-
413 > 169
8.983e+006

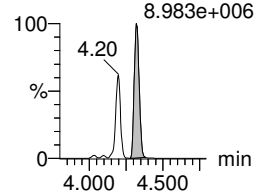

Total PFOA
F21:MRM of 2 channels,ES-
413 > 368.7
4.134e+007

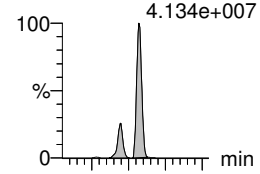

F21:MRM of 2 channels,ES-
413 > 169
8.983e+006

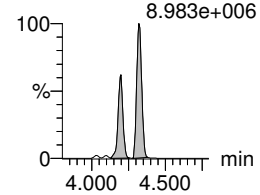

13C3-PFBS
F8:MRM of 1 channel,ES-
302. > 98.8
1.031e+004

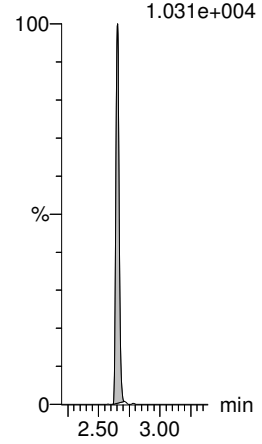

13C2-PFHxA
F10:MRM of 1 channel,ES-
315 > 269.8
2.370e+004

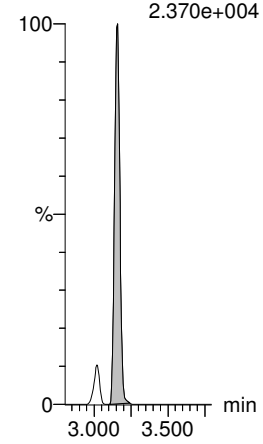

13C4-PFHpA
F17:MRM of 1 channel,ES-
367.2 > 321.8
7.469e+004

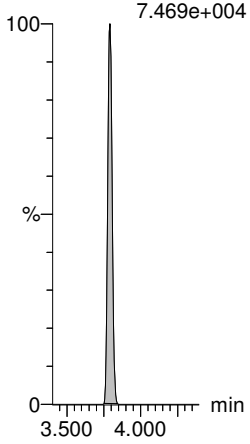

18O2-PFHxS
F20:MRM of 1 channel,ES-
403.0 > 102.6
6.149e+003

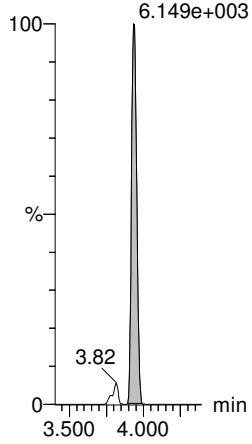

18O2-PFHxS
F20:MRM of 1 channel,ES-
403.0 > 102.6
6.149e+003

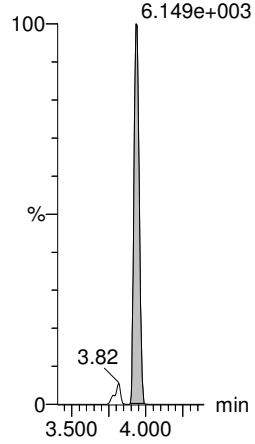

13C2-PFOA
F22:MRM of 1 channel,ES-
414.9 > 369.7
9.508e+004

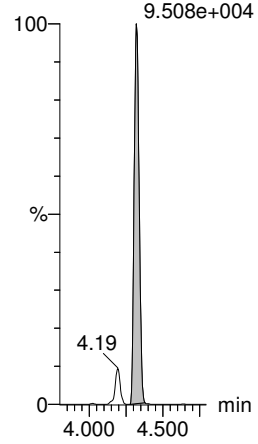

13C2-PFOA
F22:MRM of 1 channel,ES-
414.9 > 369.7
9.508e+004

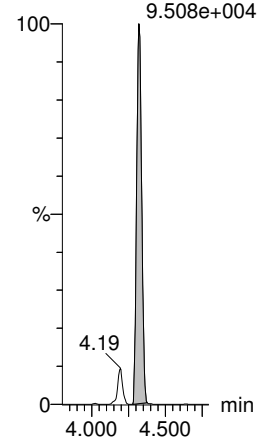

KBF 8/10/2018

Dataset: Z:\Projects\PFAS.PRO\Results\180725M1\180725M1-21.qld

Last Altered: Friday, August 10, 2018 15:07:29 Pacific Daylight Time
Printed: Friday, August 10, 2018 15:36:06 Pacific Daylight Time

Name: 180725M1_21, Date: 25-Jul-2018, Time: 22:08:32, ID: 1801766-05 DUP01-20180712 0.24862, Description: DUP01-20180712

PFNA

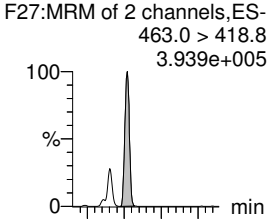

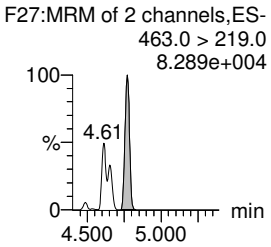

L-PFOS

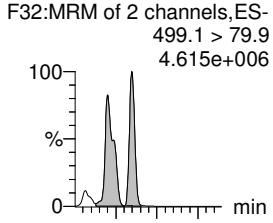

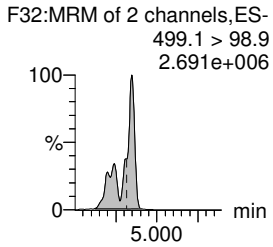

Total PFOS

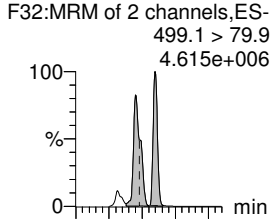

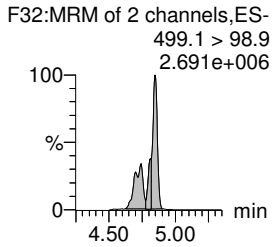

PFDA

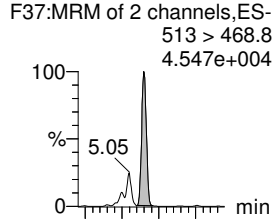

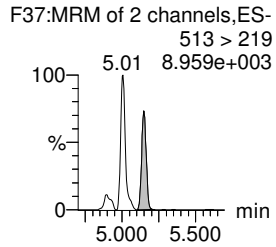

L-MeFOSAA

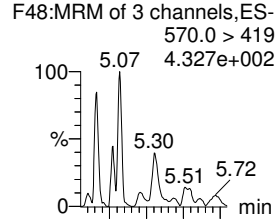

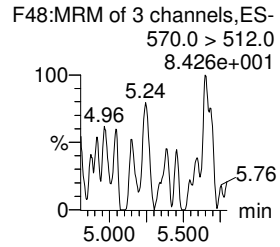

Total N-MeFOSAA

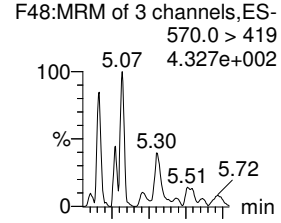

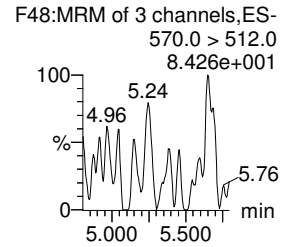

PFUdA

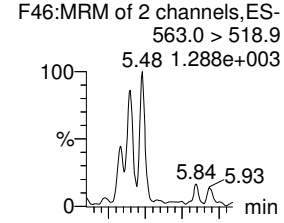

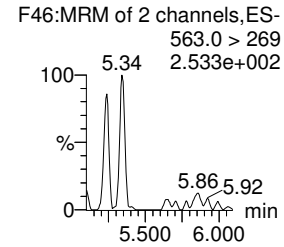

13C5-PFNA

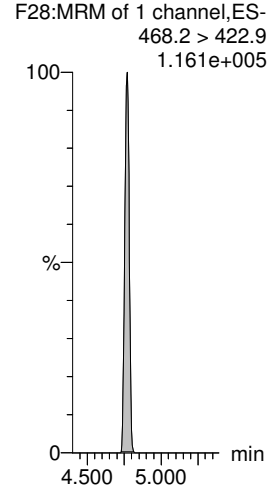

13C8-PFOS

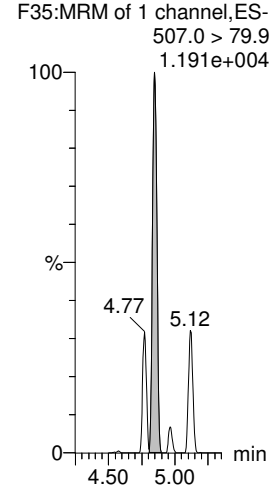

13C8-PFOS

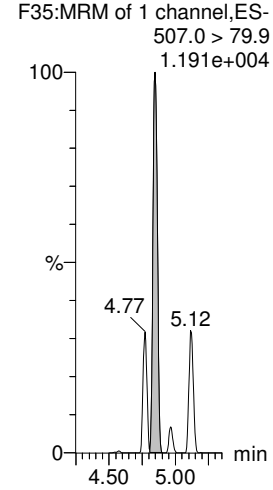

13C2-PFDA

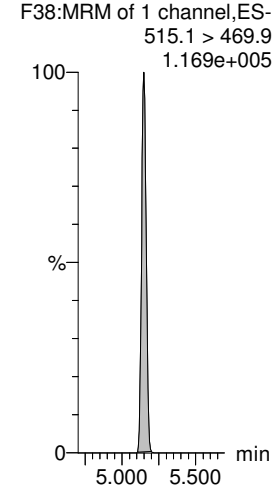

d3-N-MeFOSAA

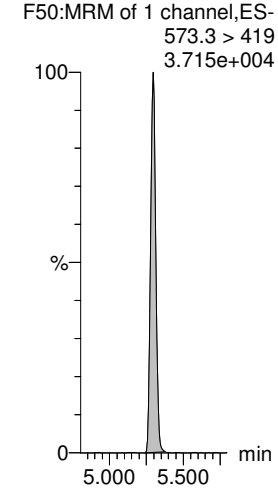

d3-N-MeFOSAA

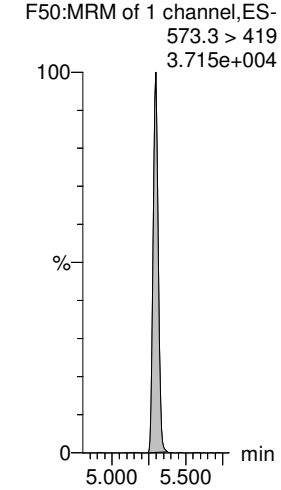

13C2-PFUdA

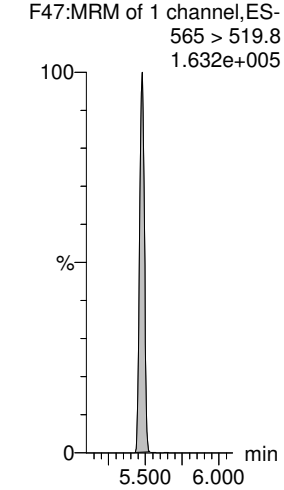

KBF 8/10/2018

Dataset: Z:\Projects\PFAS.PRO\Results\180725M1\180725M1-21.qld

Last Altered: Friday, August 10, 2018 15:07:29 Pacific Daylight Time
Printed: Friday, August 10, 2018 15:36:06 Pacific Daylight Time

Name: 180725M1_21, Date: 25-Jul-2018, Time: 22:08:32, ID: 1801766-05 DUP01-20180712 0.24862, Description: DUP01-20180712

L-EtFOSAA

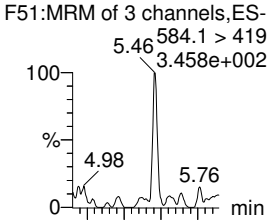

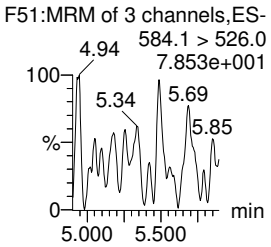

Total N-EtFOSAA

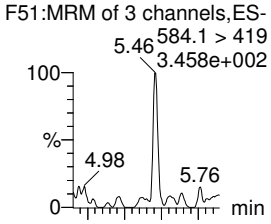

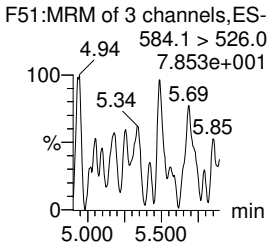

PFTrDA

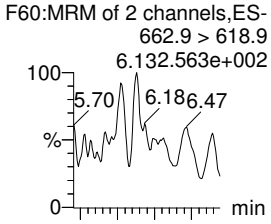

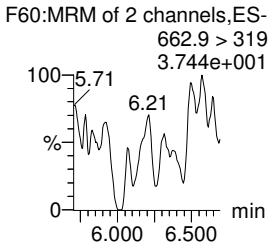

PFDoA

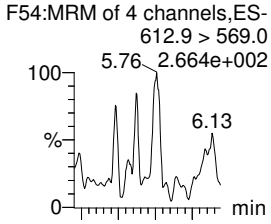

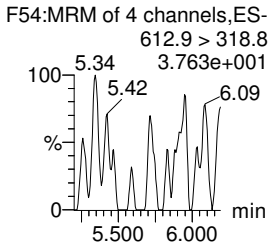

PFTeDA

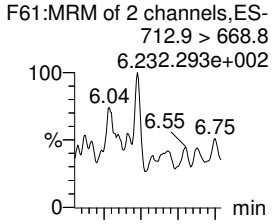

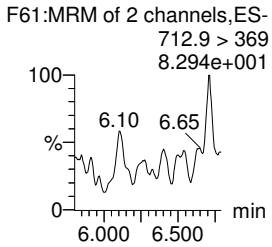

TCDA

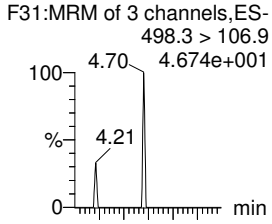

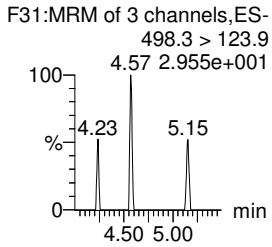

13C5-PFHxA

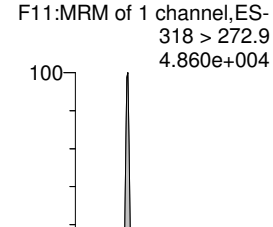

d5-N-EtFOSAA

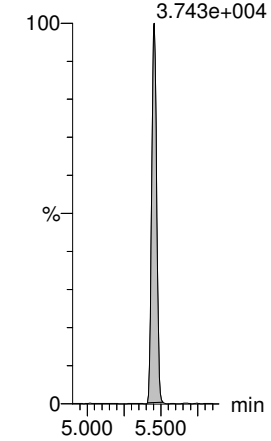

d5-N-EtFOSAA

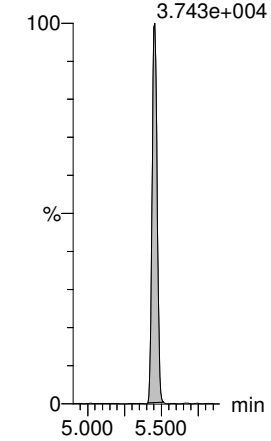

13C2-PFDoA

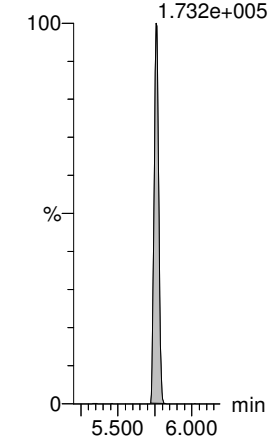

13C2-PFDoA

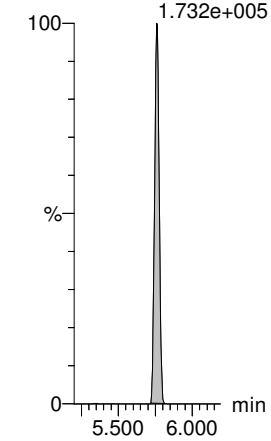

13C2-PFTeDA

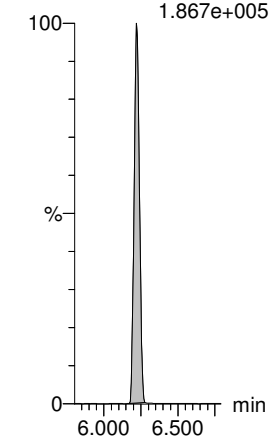

13C8-PFOS

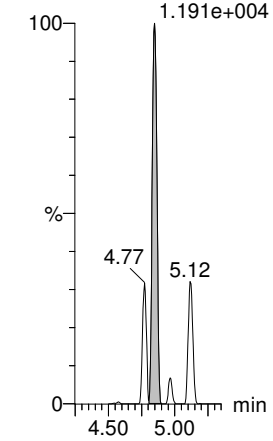

13C8-PFOA

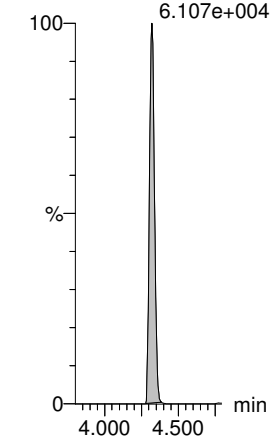

KBF 8/10/2018

Dataset: Z:\Projects\PFAS.PRO\Results\180725M1\180725M1-21.qld

Last Altered: Friday, August 10, 2018 15:07:29 Pacific Daylight Time
Printed: Friday, August 10, 2018 15:36:06 Pacific Daylight Time

Name: 180725M1_21, Date: 25-Jul-2018, Time: 22:08:32, ID: 1801766-05 DUP01-20180712 0.24862, Description: DUP01-20180712

13C3-PFHxS

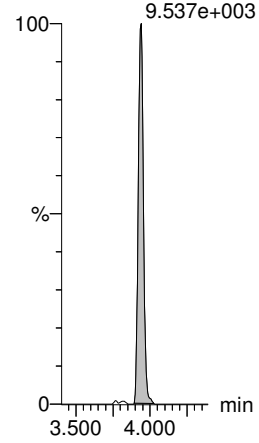

13C9-PFNA

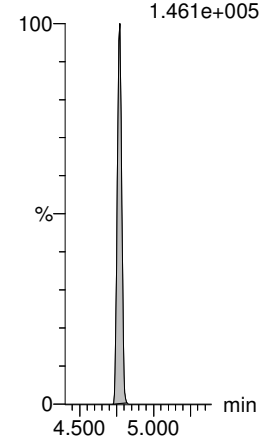

13C4-PFOS

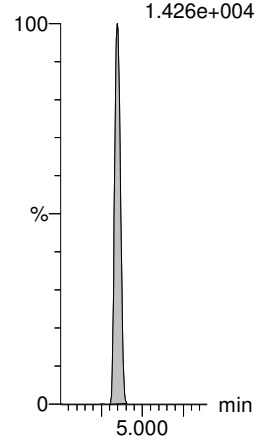

13C6-PFDA

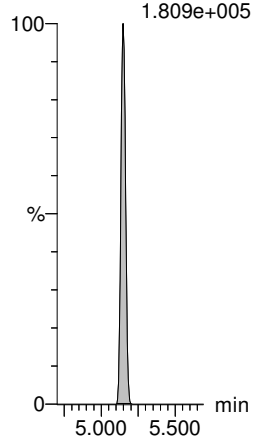

13C7-PFUdA

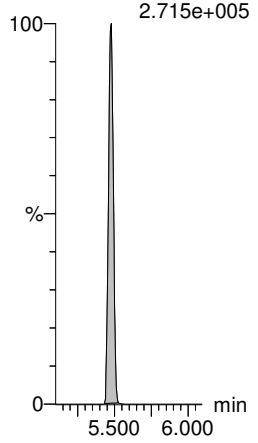

KBF 8/10/2018

Dataset: Z:\Projects\PFAS.PRO\Results\New folder\180816M1-100.qld

Last Altered: Friday, August 17, 2018 19:58:57 Pacific Daylight Time
Printed: Friday, August 17, 2018 19:59:23 Pacific Daylight Time

Name: 180816M1_100, Date: 17-Aug-2018, Time: 12:02:56, ID: 1801766-05@40X DUP01-20180712 0.24862, Description: DUP01-20180712

	#	Name	Trace	Area	IS Area	wt/vol	RRF	Pred.RT	RT	Response	Conc.		%Rec		Ion Ratio	Ratio Out?
1	3	PFBS	299.0 > 79.7	1.31e3	3.76e0	0.249	0.000	2.43	2.43	4360	6434.0086				2.758	NO
2	5	PFHxA	313 > 269	3.14e4	5.81e1	0.249	0.000	2.94	2.94	2700	9746.0503				14.494	NO
3	7	PFHpA	363.0 > 318.9	4.04e3	4.10e1	0.249	0.000	3.56	3.56	1230	4415.5855				34.682	NO
4	8	L-PFHxS	398.9 > 79.6	6.83e3	1.85e0	0.249	0.000	3.59	3.72	46200	110939.5441				1.748	NO
5	68	Total PFHxS	398.9 > 79.6	6.83e3	1.85e0	0.249		4.05		46200	110939.5441	E				
6	38	13C3-PFBS	302. > 98.8	3.76e0	7.56e1	0.249	0.0498	2.44	2.43	0.622	34.9964		69.6			
7	40	13C2-PFHxA	315 > 270	5.81e1	7.56e1	0.249	1.92	2.95	2.94	9.60	38.4201		191.0	H		
8	41	13C4-PFHpA	367.2 > 321.8	4.10e1	7.56e1	0.249	0.542	3.56	3.56	6.77	44.7223		89.0			
9	42	18O2-PFHxS	403.0 > 102.6	1.85e0	7.44e0	0.249	0.248	3.72	3.71	3.10	24.8974		49.5			
10	42	18O2-PFHxS	403.0 > 102.6	1.85e0	7.44e0	0.249	0.248	3.72	3.71	3.10	24.8974		49.5			
11	-1															
12	11	L-PFOA	412.9 > 368.9	4.86e4	8.27e1	0.249	0.000	4.17	4.09	7340	34312.9904				2.795	NO
13	69	Total PFOA	412.9 > 368.9	5.52e4	8.27e1	0.249		4.48		8340	38419.0234					
14	16	L-PFOS	498.9 > 79.9	7.49e3	9.84e0	0.249	0.000	4.63	4.62	9520	18039.6442				1.823	NO
15	70	Total PFOS	498.9 > 79.9	8.50e3	9.84e0	0.249		4.60		10800	22541.6132					
16	73	TCDA	498.3>106.9			0.249		5.11								
17	44	13C2-PFOA	414.9 > 369.7	8.27e1	9.37e1	0.249	0.883	4.09	4.09	11.0	53.6171		106.6			
18	44	13C2-PFOA	414.9 > 369.7	8.27e1	9.37e1	0.249	0.883	4.09	4.09	11.0	53.6171		106.6			
19	47	13C8-PFOS	507.0 > 79.9	9.84e0	2.73e0	0.249	3.61	4.63	4.61	45.1	166.9567		332.1			
20	61	13C5-PFHxA	318 > 272.9	7.56e1	7.56e1	0.249	1.00	2.95	2.94	12.5	50.2775		100.0			
21	47	13C8-PFOS	507.0 > 79.9	9.84e0	2.73e0	0.249	3.61	4.63	4.61	45.1	166.9567		332.1			
22	-1															
23	62	13C3-PFHxS	401.8 > 79.9	7.44e0	7.44e0	0.249	1.00	3.72	3.70	12.5	50.2775		100.0			
24	65	13C4-PFOS	503 > 79.9	2.73e0	2.73e0	0.249	1.00	4.63	4.63	12.5	50.2775		100.0			
25	63	13C8-PFOA	420.9 > 376	9.37e1	9.37e1	0.249	1.00	4.09	4.09	12.5	50.2775		100.0			

KBF 8/17/2018

Vista Analytical Laboratory

Dataset: Z:\Projects\PFAS.PRO\Results\New folder\180816M1-100.qld

Last Altered: Friday, August 17, 2018 19:58:57 Pacific Daylight Time
Printed: Friday, August 17, 2018 19:59:23 Pacific Daylight Time

Method: Z:\Projects\PFAS.PRO\MethDB\PFAS_FULL_80C_081618.mdb 17 Aug 2018 13:46:30
Calibration: Z:\Projects\PFAS.PRO\CurveDB\C18_VAL-PFAS_Q4_08-16-18_L14.cdb 17 Aug 2018 14:16:47

Name: 180816M1_100, Date: 17-Aug-2018, Time: 12:02:56, ID: 1801766-05@40X DUP01-20180712 0.24862, Description: DUP01-20180712

PFBS

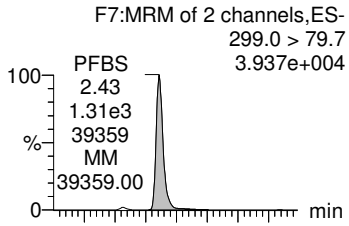

PFHxA

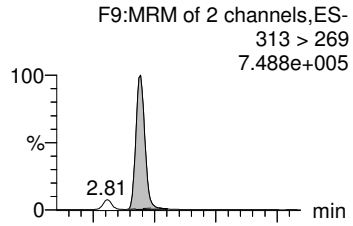

PFHpA

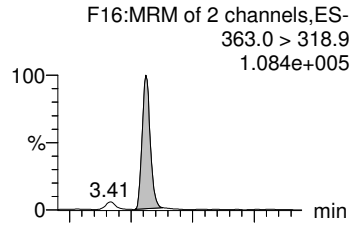

L-PFHxS

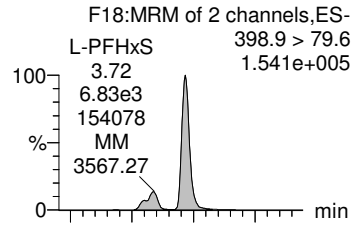

Total PFHxS

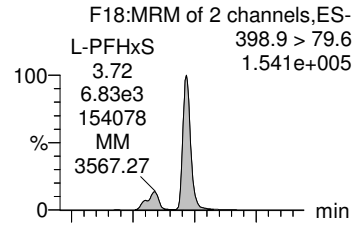

13C3-PFBS

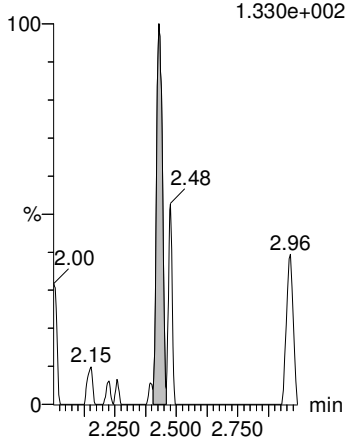

13C2-PFHxA

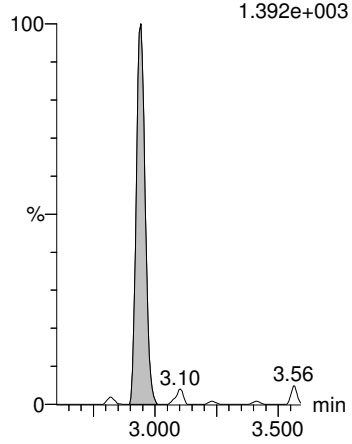

13C4-PFHpA

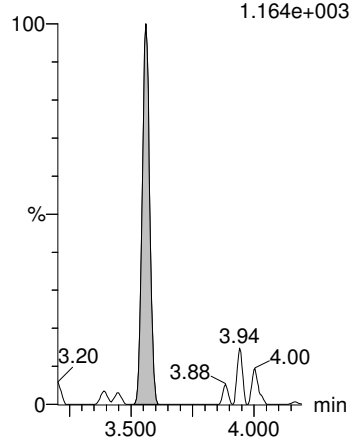

18O2-PFHxS

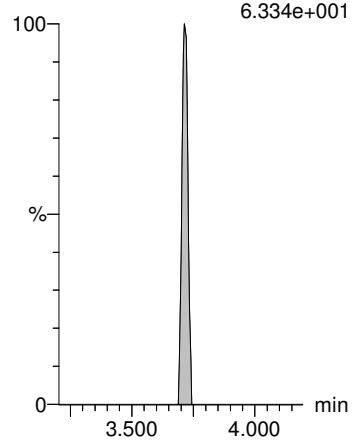

18O2-PFHxS

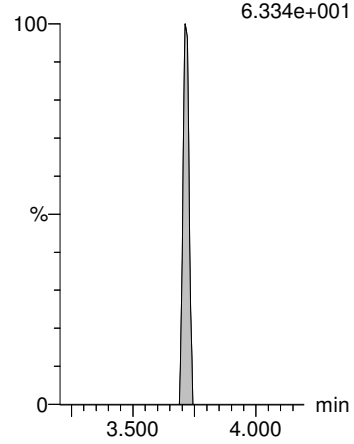

KBF 8/17/2018

Dataset: Z:\Projects\PFAS.PRO\Results\New folder\180816M1-100.qld

Last Altered: Friday, August 17, 2018 19:58:57 Pacific Daylight Time
Printed: Friday, August 17, 2018 19:59:23 Pacific Daylight Time

Name: 180816M1_100, Date: 17-Aug-2018, Time: 12:02:56, ID: 1801766-05@40X DUP01-20180712 0.24862, Description: DUP01-20180712

L-PFOA

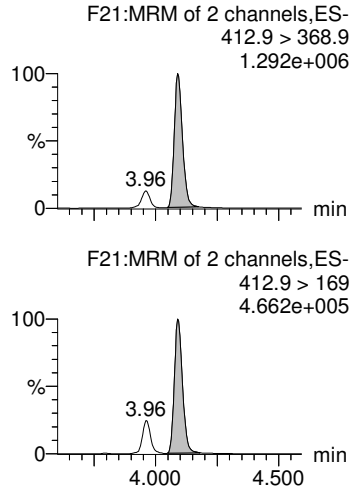

Total PFOA

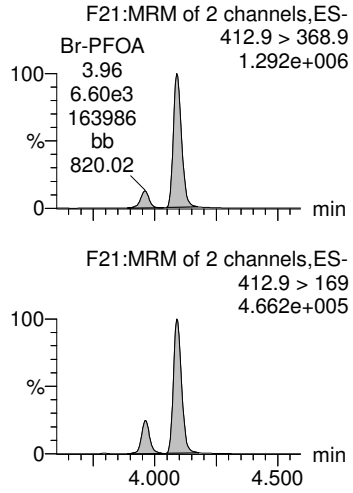

L-PFOS

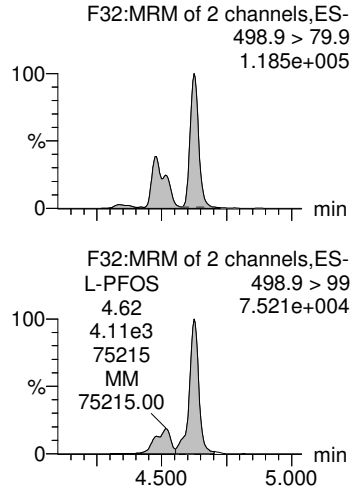

Total PFOS

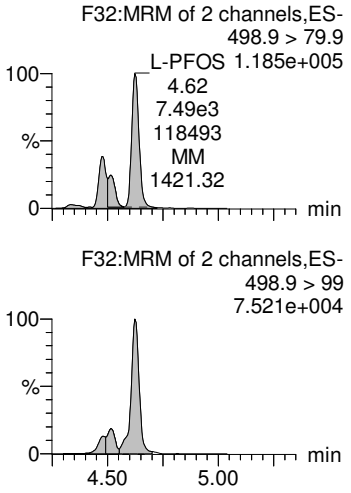

TCDA

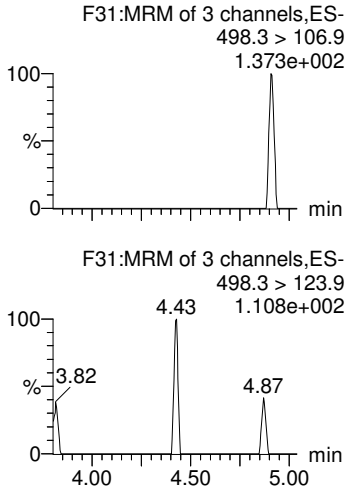

13C2-PFOA

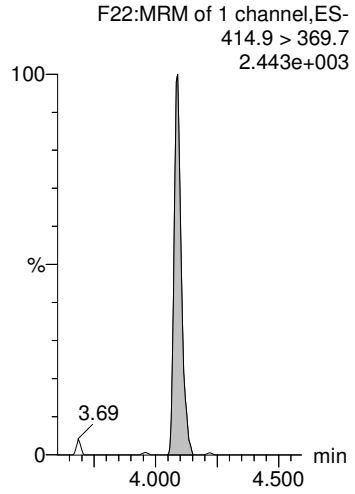

13C2-PFOA

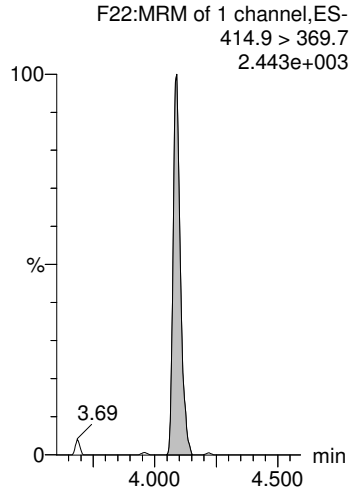

13C8-PFOS

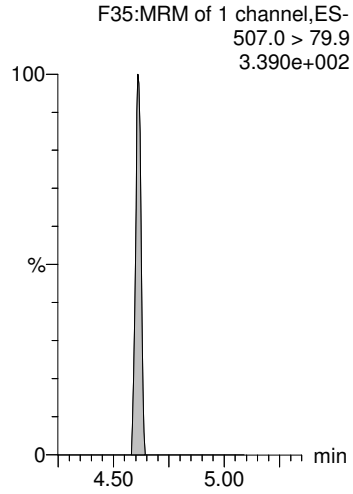

13C5-PFHxA

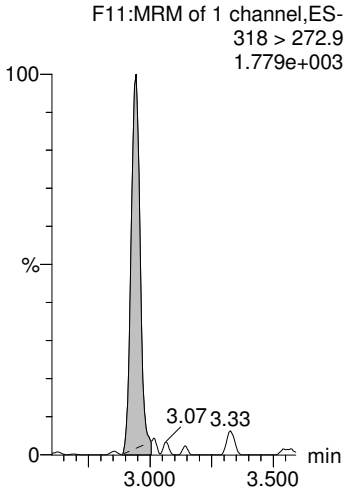

13C8-PFOS

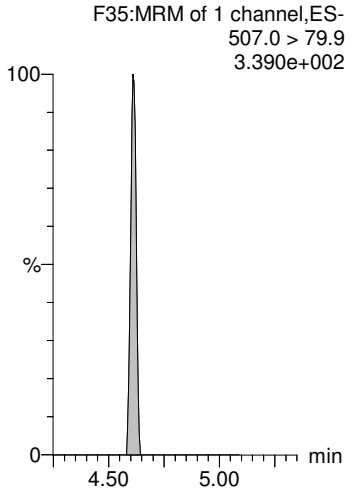

KBF 8/17/2018

Dataset: Z:\Projects\PFAS.PRO\Results\New folder\180816M1-100.qld

Last Altered: Friday, August 17, 2018 19:58:57 Pacific Daylight Time
Printed: Friday, August 17, 2018 19:59:23 Pacific Daylight Time

Name: 180816M1_100, Date: 17-Aug-2018, Time: 12:02:56, ID: 1801766-05@40X DUP01-20180712 0.24862, Description: DUP01-20180712

13C3-PFHxS

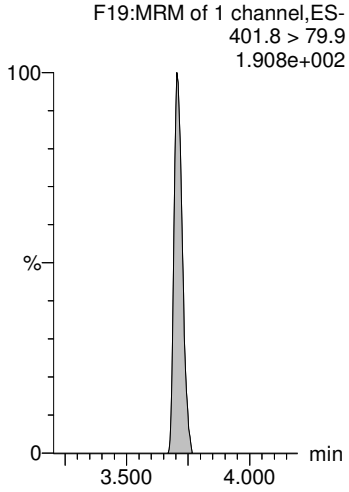

13C4-PFOS

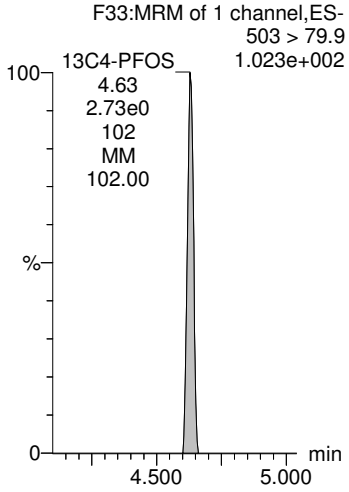

13C8-PFOA

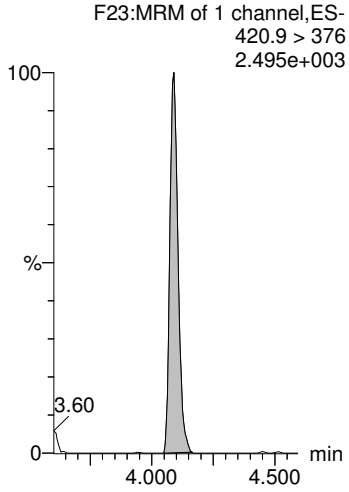

KBF 8/17/2018

Vista Analytical Laboratory

MMM 8/20/2018

Dataset: Z:\Projects\PFAS.PRO\Results\180725M1\180725M1-22.qld

Last Altered: Friday, August 10, 2018 15:44:11 Pacific Daylight Time *Report from RI
Printed: Friday, August 10, 2018 15:44:50 Pacific Daylight Time

Name: 180725M1_22, Date: 25-Jul-2018, Time: 22:18:57, ID: 1801766-06 IS720W03S-20180712 0.2337, Description: IS720W03S-20180712

	#	Name	Trace	Area	IS Area	wt/vol	RRF	Pred.RT	RT	Response	Conc.		%Rec	Ion Ratio	Ratio Out?
1	3	PFBS	299.0 > 79.7	1.17e3	6.08e2	0.234	0.000	2.65	2.65	24.1	52.1766	*		2.822	NO
2	5	PFHxA	313.0 > 269.0	2.34e4	9.30e2	0.234	0.000	3.16	3.16	126	305.2345	*		15.859	NO
3	7	PFHpA	363.0 > 318.9	5.02e3	2.61e3	0.234	0.000	3.79	3.79	24.0	89.9288	*		20.107	NO
4	8	L-PFHxS	398.9 > 79.6	4.82e3	5.12e2	0.234	0.000	3.94	3.94	118	299.3367			1.884	NO
5	68	Total PFHxS	398.9 > 79.6	4.82e3	5.12e2	0.234		4.12		118	299.3367	*			
6	11	L-PFOA	413 > 368.7	3.86e4	2.83e3	0.234	0.000	4.33	4.33	170	730.0175			4.780	NO
7	69	Total PFOA	413 > 368.7	4.69e4	2.83e3	0.234		4.30		207	883.5379	*			
8	38	13C3-PFBS	302. > 98.8	6.08e2	3.46e3	0.234	0.176	2.66	2.65	2.20	79.9122		149.4		
9	40	13C2-PFHxA	315 > 269.8	9.30e2	3.46e3	0.234	0.673	3.16	3.16	3.36	18.6067		87.0		
10	41	13C4-PFHpA	367.2 > 321.8	2.61e3	3.46e3	0.234	0.756	3.80	3.79	9.45	48.2439		90.2		
11	42	18O2-PFHxS	403.0 > 102.6	5.12e2	1.17e3	0.234	0.437	3.95	3.94	5.47	46.7565		87.4		
12	42	18O2-PFHxS	403.0 > 102.6	5.12e2	1.17e3	0.234	0.437	3.95	3.94	5.47	46.7565		87.4		
13	44	13C2-PFOA	414.9 > 369.7	2.83e3	3.11e3	0.234	0.912	4.33	4.33	11.4	47.3175		88.5		
14	44	13C2-PFOA	414.9 > 369.7	2.83e3	3.11e3	0.234	0.912	4.33	4.33	11.4	47.3175		88.5		
15	-1														
16	14	PFNA	463.0 > 418.8	1.31e2	2.58e3	0.234	0.000	4.77	4.77	0.634	2.3438			3.509	YES
17	16	L-PFOS	499.1 > 79.9	4.79e3	1.33e3	0.234	0.000	4.86	4.85	44.9	215.2531			1.838	NO
18	70	Total PFOS	499.1 > 79.9	4.79e3	1.33e3	0.234		5.00		44.9	215.2531	*			
19	18	PFDA	513 > 468.8		2.21e3	0.234		5.15							
20	21	L-MeFOSAA	570.0 > 419		1.24e3	0.234		5.31							
21	71	Total N-MeFOSAA	570.0 > 419	0.00e0	1.24e3	0.234		5.40		0.000					
22	25	PFUdA	563.0 > 518.9		2.94e3	0.234		5.48							
23	45	13C5-PFNA	468.2 > 422.9	2.58e3	3.32e3	0.234	0.777	4.78	4.77	9.71	43.0376		80.5		
24	47	13C8-PFOS	507.0 > 79.9	1.33e3	1.36e3	0.234	0.978	4.86	4.85	12.2	48.4731		90.6		
25	47	13C8-PFOS	507.0 > 79.9	1.33e3	1.36e3	0.234	0.978	4.86	4.85	12.2	48.4731		90.6		
26	48	13C2-PFDA	515.1 > 469.9	2.21e3	3.76e3	0.234	0.587	5.15	5.15	7.34	33.5369		62.7		
27	50	d3-N-MeFOSAA	573.3 > 419	1.24e3	5.44e3	0.234	0.227	5.30	5.29	2.84	52.9690		99.0		
28	50	d3-N-MeFOSAA	573.3 > 419	1.24e3	5.44e3	0.234	0.227	5.30	5.29	2.84	52.9690		99.0		
29	52	13C2-PFUdA	565 > 519.8	2.94e3	5.44e3	0.234	0.541	5.48	5.48	6.76	31.3153		58.5		
30	-1														
31	23	L-EtFOSAA	584.1 > 419		1.30e3	0.234		5.47							
32	72	Total N-EtFOSAA	584.1 > 419	0.00e0	1.30e3	0.234		5.62		0.000					
33	29	PFTrDA	662.9 > 618.9		3.75e3	0.234		6.02							
34	27	PFDoA	612.9 > 569.0		3.75e3	0.234		5.77							
35	30	PFTeDA	712.9 > 668.8		6.92e3	0.234		6.23							
36	73	TCDA	498.3>106.9			0.234		5.11							

KBF 8/10/2018

MMM 8/20/2018

Dataset: Z:\Projects\PFAS.PRO\Results\180725M1\180725M1-22.qld

Last Altered: Friday, August 10, 2018 15:44:11 Pacific Daylight Time
Printed: Friday, August 10, 2018 15:44:50 Pacific Daylight Time

Name: 180725M1_22, Date: 25-Jul-2018, Time: 22:18:57, ID: 1801766-06 IS720W03S-20180712 0.2337, Description: IS720W03S-20180712

	#	Name	Trace	Area	IS Area	wt/vol	RRF	Pred.RT	RT	Response	Conc.	%Rec	Ion Ratio	Ratio Out?
37	61	13C5-PFHxA	318 > 272.9	3.46e3	3.46e3	0.234	1.00	3.16	3.16	12.5	53.4874	100.0		
38	51	d5-N-EtFOSAA	589.3 > 419	1.30e3	5.44e3	0.234	0.239	5.46	5.45	2.99	47.6719	89.1		
39	51	d5-N-EtFOSAA	589.3 > 419	1.30e3	5.44e3	0.234	0.239	5.46	5.45	2.99	47.6719	89.1		
40	53	13C2-PFDoA	615.0 > 569.7	3.75e3	3.76e3	0.234	0.999	5.77	5.76	12.5	41.6810	77.9		
41	53	13C2-PFDoA	615.0 > 569.7	3.75e3	3.76e3	0.234	0.999	5.77	5.76	12.5	41.6810	77.9		
42	55	13C2-PFTeDA	715.0 > 670.0	6.92e3	5.44e3	0.234	1.27	6.23	6.22	15.9	59.3109	110.9		
43	47	13C8-PFOS	507.0 > 79.9	1.33e3	1.36e3	0.234	0.978	4.86	4.85	12.2	48.4731	90.6		
44	63	13C8-PFOA	421.3 > 376	3.11e3	3.11e3	0.234	1.00	4.33	4.33	12.5	53.4874	100.0		
45	-1													
46	62	13C3-PFHxS	401.9 > 79.9	1.17e3	1.17e3	0.234	1.00	3.95	3.94	12.5	53.4874	100.0		
47	64	13C9-PFNA	472.2 > 426.9	3.32e3	3.32e3	0.234	1.00	4.78	4.77	12.5	53.4874	100.0		
48	65	13C4-PFOS	503 > 79.9	1.36e3	1.36e3	0.234	1.00	4.86	4.85	12.5	53.4874	100.0		
49	66	13C6-PFDA	519.1 > 473.7	3.76e3	3.76e3	0.234	1.00	5.15	5.15	12.5	53.4874	100.0		
50	67	13C7-PFUdA	570.1 > 524.8	5.44e3	5.44e3	0.234	1.00	5.48	5.48	12.5	53.4874	100.0		

KBF 8/10/2018

Vista Analytical Laboratory

MMM 8/20/2018

Dataset: Z:\Projects\PFAS.PRO\Results\180725M1\180725M1-22.qld

Last Altered: Friday, August 10, 2018 15:44:11 Pacific Daylight Time
Printed: Friday, August 10, 2018 15:44:50 Pacific Daylight Time

Method: Z:\Projects\PFAS.PRO\MethDB\PFAS_FULL_80C_072518.mdb 27 Jul 2018 12:03:35
Calibration: Z:\Projects\PFAS.PRO\CurveDB\C18_VAL-PFAS_Q4_07-25-18.cdb 26 Jul 2018 10:45:37

Name: 180725M1_22, Date: 25-Jul-2018, Time: 22:18:57, ID: 1801766-06 IS720W03S-20180712 0.2337, Description: IS720W03S-20180712

PFBS
F7:MRM of 2 channels,ES-
299.0 > 79.7
4.210e+004

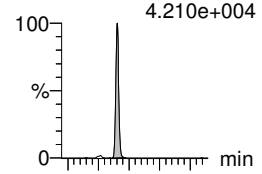

F7:MRM of 2 channels,ES-
299.0 > 99.0
1.469e+004

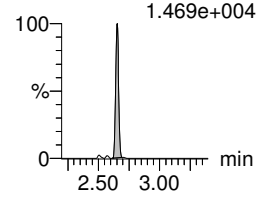

PFHxA
F9:MRM of 2 channels,ES-
313.0 > 269.0
6.233e+005

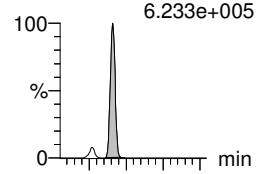

F9:MRM of 2 channels,ES-
313.0 > 118.9
3.908e+004

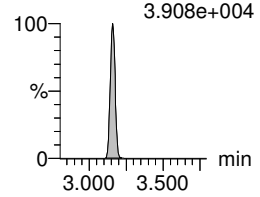

PFHpA
F16:MRM of 2 channels,ES-
363.0 > 318.9
1.496e+005

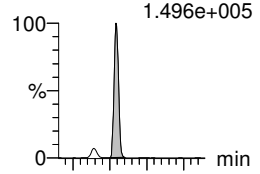

F16:MRM of 2 channels,ES-
363.0 > 169.0
7.254e+003

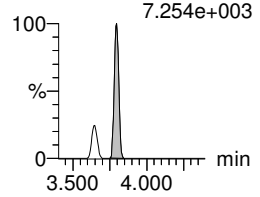

L-PFHxS
F18:MRM of 2 channels,ES-
398.9 > 79.6
1.092e+005

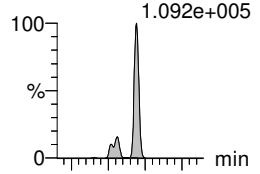

F18:MRM of 2 channels,ES-
398.9 > 99.0
6.102e+004

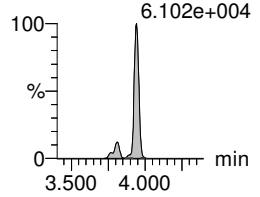

Total PFHxS
F18:MRM of 2 channels,ES-
398.9 > 79.6
1.092e+005

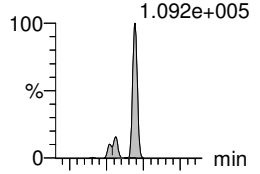

F18:MRM of 2 channels,ES-
398.9 > 99.0
6.102e+004

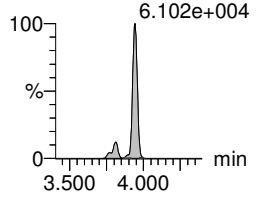

L-PFOA
F21:MRM of 2 channels,ES-
413 > 368.7
1.105e+006

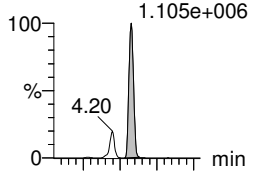

F21:MRM of 2 channels,ES-
413 > 169
2.285e+005

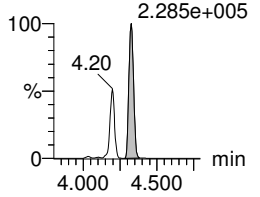

Total PFOA
F21:MRM of 2 channels,ES-
413 > 368.7
1.105e+006

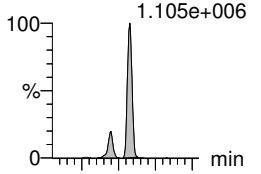

F21:MRM of 2 channels,ES-
413 > 169
2.285e+005

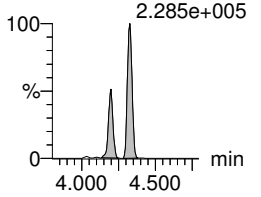

13C3-PFBS
F8:MRM of 1 channel,ES-
302. > 98.8
2.203e+004

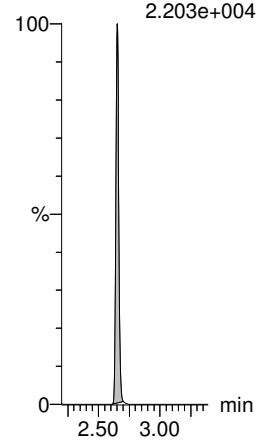

13C2-PFHxA
F10:MRM of 1 channel,ES-
315 > 269.8
2.459e+004

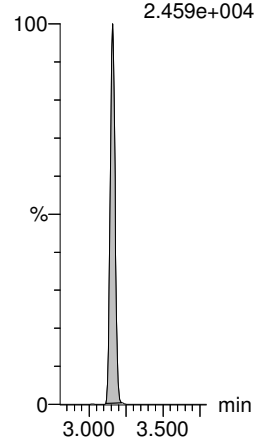

13C4-PFHpA
F17:MRM of 1 channel,ES-
367.2 > 321.8
7.794e+004

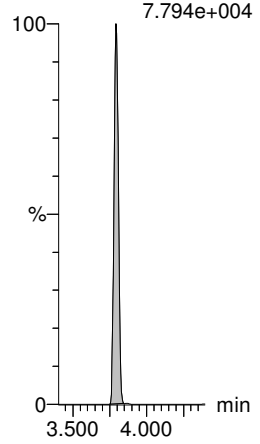

18O2-PFHxS
F20:MRM of 1 channel,ES-
403.0 > 102.6
1.414e+004

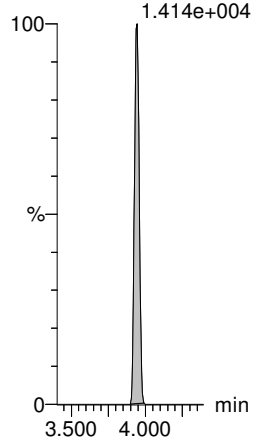

18O2-PFHxS
F20:MRM of 1 channel,ES-
403.0 > 102.6
1.414e+004

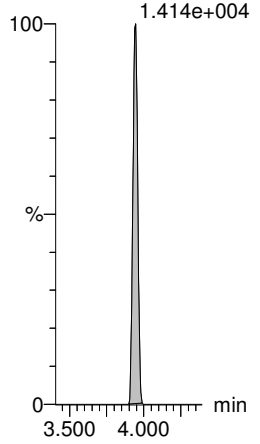

13C2-PFOA
F22:MRM of 1 channel,ES-
414.9 > 369.7
8.088e+004

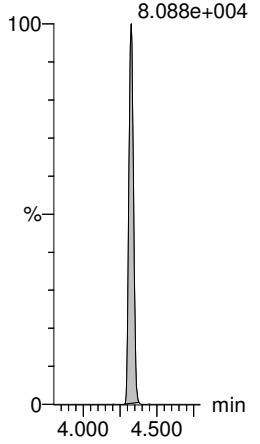

13C2-PFOA
F22:MRM of 1 channel,ES-
414.9 > 369.7
8.088e+004

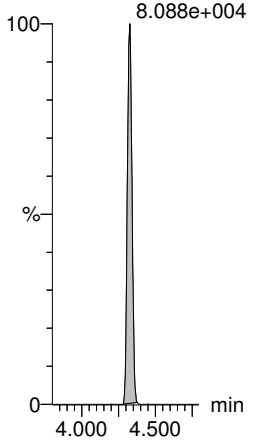

KBF 8/10/2018

Dataset: Z:\Projects\PFAS.PRO\Results\180725M1\180725M1-22.qld

Last Altered: Friday, August 10, 2018 15:44:11 Pacific Daylight Time
Printed: Friday, August 10, 2018 15:44:50 Pacific Daylight Time

Name: 180725M1_22, Date: 25-Jul-2018, Time: 22:18:57, ID: 1801766-06 IS720W03S-20180712 0.2337, Description: IS720W03S-20180712

PFNA

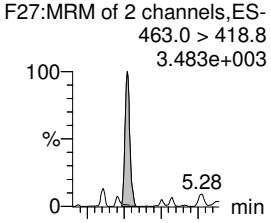

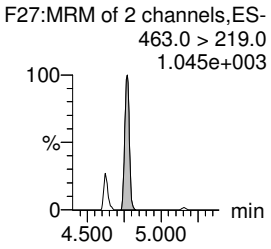

L-PFOS

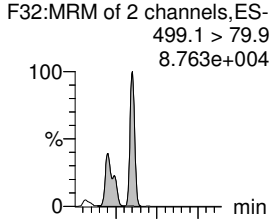

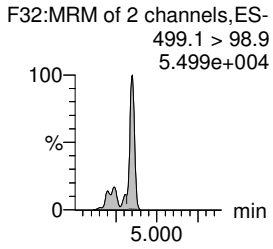

Total PFOS

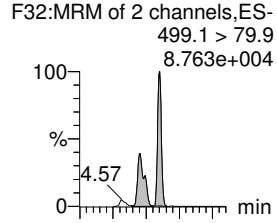

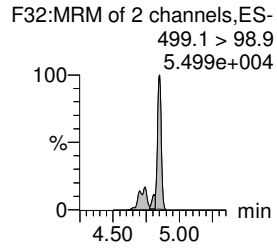

PFDA

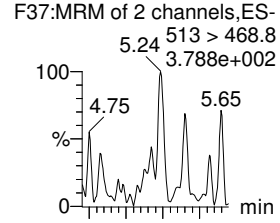

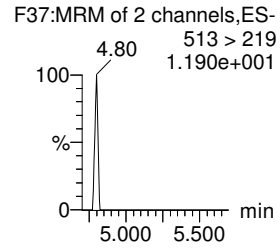

L-MeFOSAA

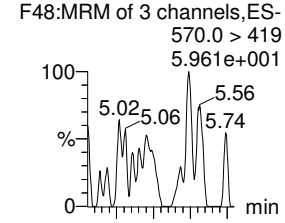

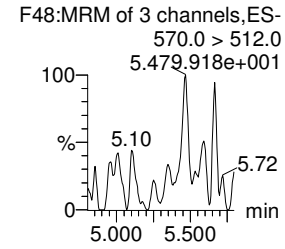

Total N-MeFOSAA

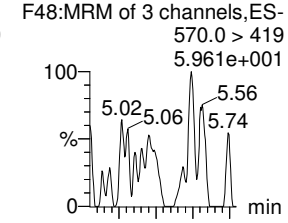

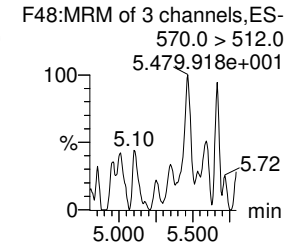

PFUdA

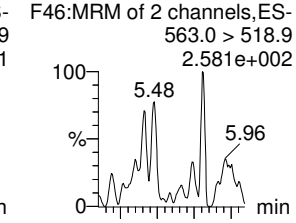

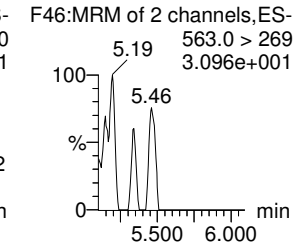

13C5-PFNA

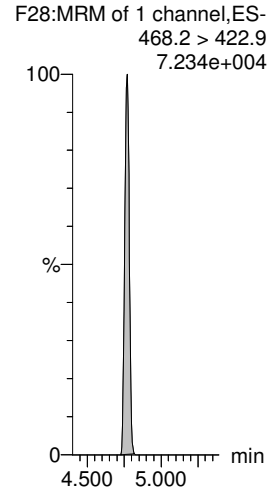

13C8-PFOS

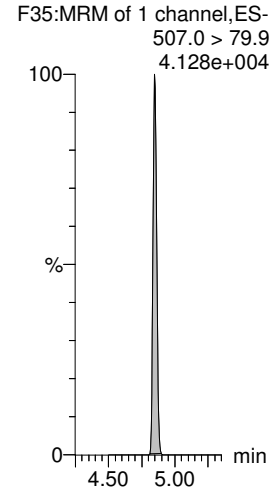

13C8-PFOS

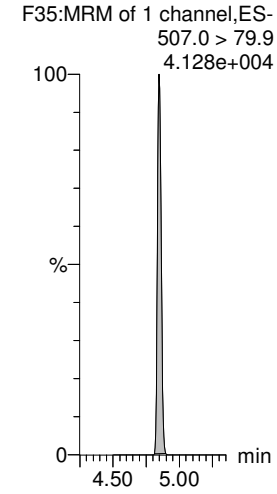

13C2-PFDA

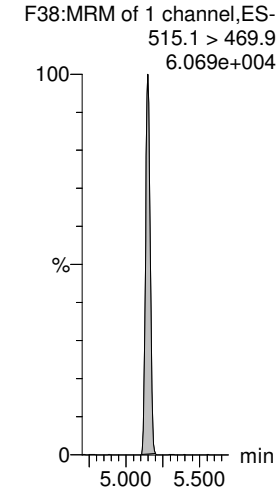

d3-N-MeFOSAA

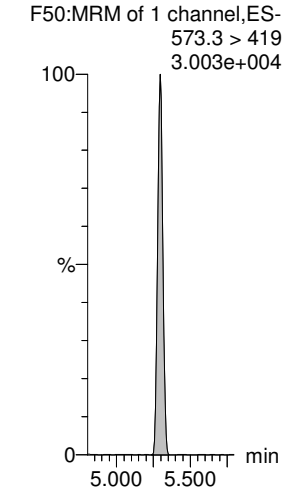

d3-N-MeFOSAA

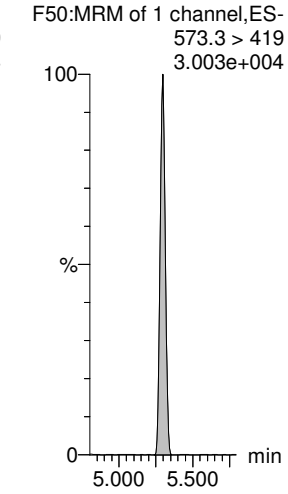

13C2-PFUdA

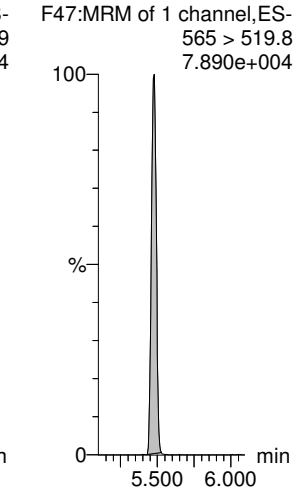

KBF 8/10/2018

Dataset: Z:\Projects\PFAS.PRO\Results\180725M1\180725M1-22.qld

Last Altered: Friday, August 10, 2018 15:44:11 Pacific Daylight Time
Printed: Friday, August 10, 2018 15:44:50 Pacific Daylight Time

Name: 180725M1_22, Date: 25-Jul-2018, Time: 22:18:57, ID: 1801766-06 IS720W03S-20180712 0.2337, Description: IS720W03S-20180712

L-EtFOSAA

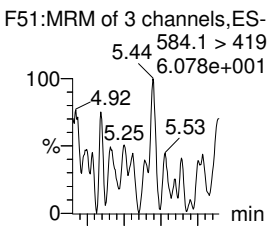

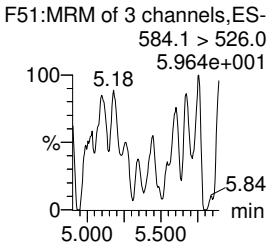

Total N-EtFOSAA

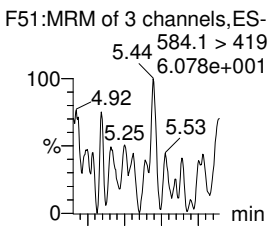

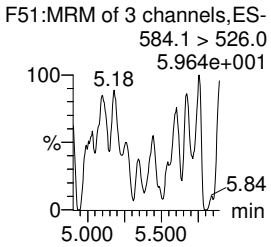

PFTrDA

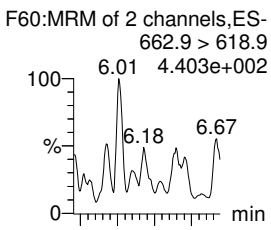

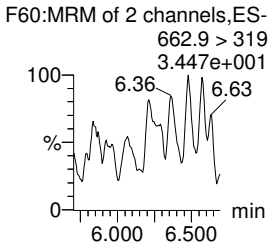

PFDoA

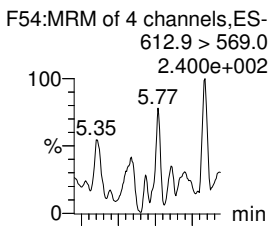

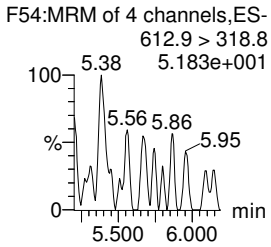

PFTeDA

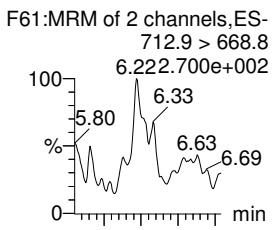

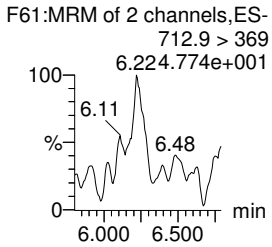

TCDA

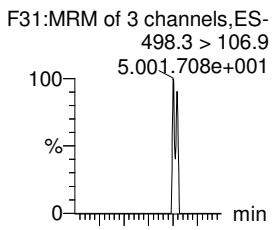

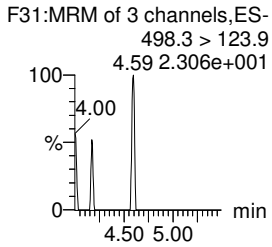

13C5-PFHxA

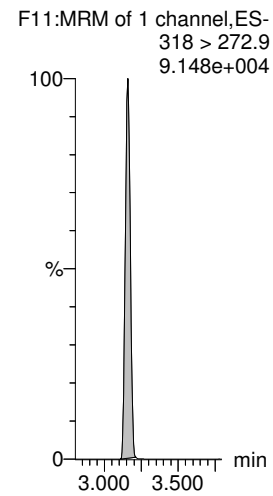

d5-N-EtFOSAA

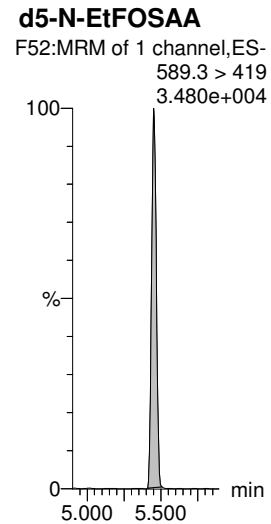

d5-N-EtFOSAA

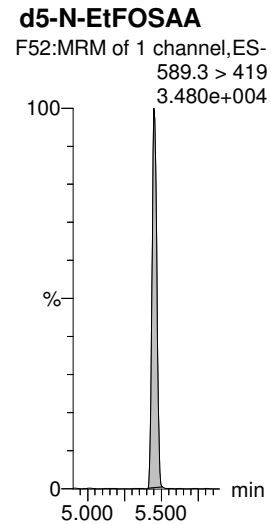

13C2-PFDoA

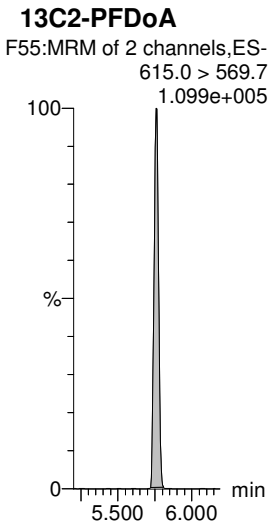

13C2-PFDoA

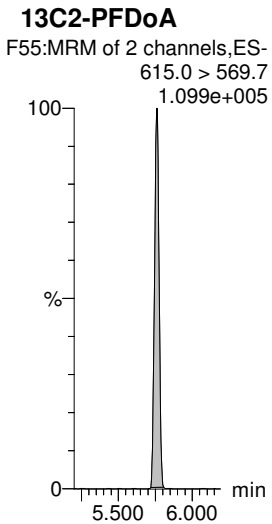

13C2-PFTeDA

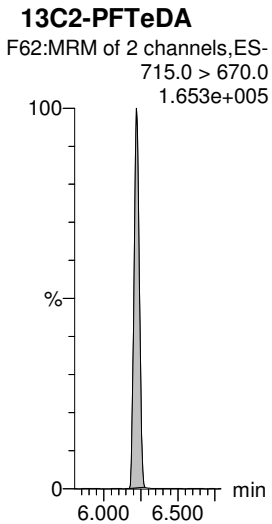

13C8-PFOS

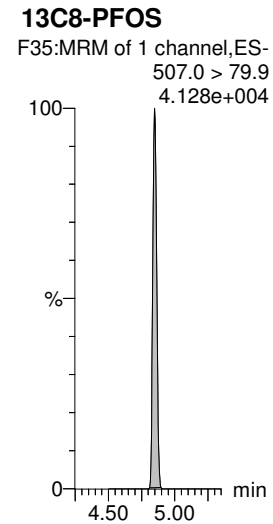

13C8-PFOA

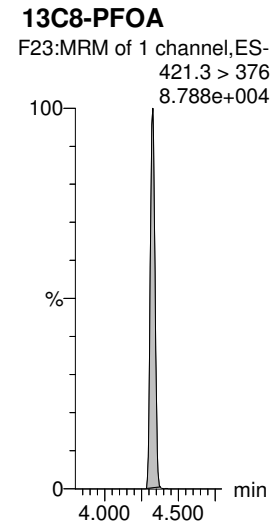

KBF 8/10/2018

MMM 8/20/2018

Dataset: Z:\Projects\PFAS.PRO\Results\180725M1\180725M1-22.qld

Last Altered: Friday, August 10, 2018 15:44:11 Pacific Daylight Time
Printed: Friday, August 10, 2018 15:44:50 Pacific Daylight Time

Name: 180725M1_22, Date: 25-Jul-2018, Time: 22:18:57, ID: 1801766-06 IS720W03S-20180712 0.2337, Description: IS720W03S-20180712

13C3-PFHxS

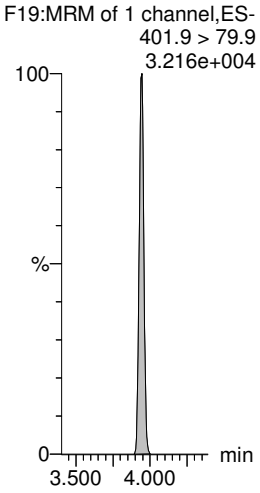

13C9-PFNA

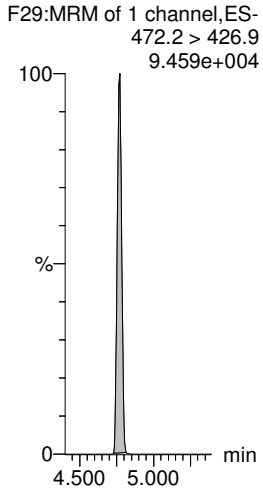

13C4-PFOS

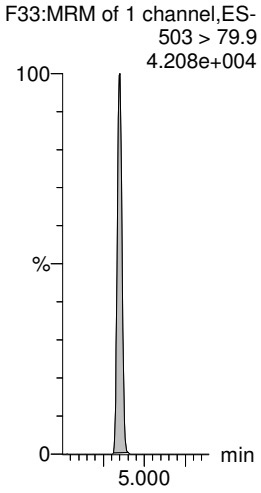

13C6-PFDA

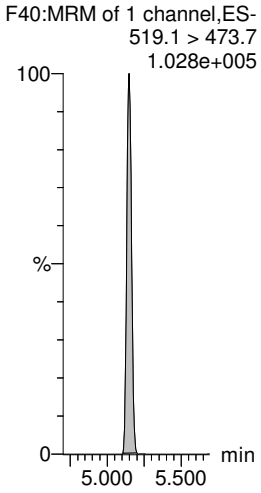

13C7-PFUdA

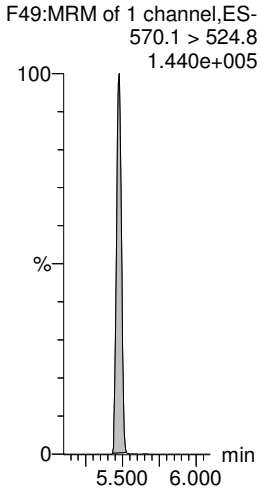

KBF 8/10/2018

Vista Analytical Laboratory

Dataset: Z:\Projects\PFAS.PRO\Results\New folder\180816M1-99.qld

Last Altered: Friday, August 17, 2018 19:32:38 Pacific Daylight Time
Printed: Friday, August 17, 2018 19:35:06 Pacific Daylight Time

Name: 180816M1_99, Date: 17-Aug-2018, Time: 11:52:11, ID: 1801766-06 IS720W03S-20180712 0.2337, Description: IS720W03S-20180712

	#	Name	Trace	Area	IS Area	wt/vol	RRF	Pred.RT	RT	Response	Conc.	%Rec	Ion Ratio	Ratio Out?
1	3	PFBS	299.0 > 79.7	3.81e2	1.64e2	0.234	0.000	2.43	2.43	29.1	69.1420		2.908	NO
2	5	PFHxA	313 > 269	7.96e3	6.60e2	0.234	0.000	2.93	2.93	60.3	301.4749		15.273	NO
3	7	PFHpA	363.0 > 318.9	1.82e3	9.57e2	0.234	0.000	3.56	3.56	23.7	90.3863		34.565	NO
4	8	L-PFHxS	398.9 > 79.6	1.26e3	1.29e2	0.234	0.000	3.59	3.71	122	313.0209		1.805	NO
5	68	Total PFHxS	398.9 > 79.6	1.26e3	1.29e2	0.234		4.05		122	313.0209			
6	38	13C3-PFBS	302. > 98.8	1.64e2	1.64e3	0.234	0.0998	2.44	2.43	1.25	74.6422	139.6		
7	40	13C2-PFHxA	315 > 270	6.60e2	1.64e3	0.234	1.00	2.95	2.93	5.02	21.3989	100.0		
8	41	13C4-PFHpA	367.2 > 321.8	9.57e2	1.64e3	0.234	0.583	3.56	3.56	7.28	51.1630	95.7		
9	42	18O2-PFHxS	403.0 > 102.6	1.29e2	3.49e2	0.234	0.369	3.72	3.71	4.62	39.4274	73.7		
10	42	18O2-PFHxS	403.0 > 102.6	1.29e2	3.49e2	0.234	0.369	3.72	3.71	4.62	39.4274	73.7		
11	-1													
12	11	L-PFOA	412.9 > 368.9	1.51e4	1.16e3	0.234	0.000	4.17	4.08	162	700.0260		2.822	NO
13	69	Total PFOA	412.9 > 368.9	1.77e4	1.16e3	0.234		4.48		190	821.0700			
14	16	L-PFOS	498.9 > 79.9	1.22e3	3.14e2	0.234	0.000	4.63	4.62	48.4	248.1794		1.992	NO
15	70	Total PFOS	498.9 > 79.9	1.22e3	3.14e2	0.234		4.60		48.4	248.1794			
16	73	TCDA	498.3>106.9			0.234		5.11						
17	44	13C2-PFOA	414.9 > 369.7	1.16e3	1.49e3	0.234	0.780	4.09	4.09	9.75	50.3867	94.2		
18	44	13C2-PFOA	414.9 > 369.7	1.16e3	1.49e3	0.234	0.780	4.09	4.09	9.75	50.3867	94.2		
19	47	13C8-PFOS	507.0 > 79.9	3.14e2	3.08e2	0.234	1.02	4.63	4.62	12.7	50.1812	93.8		
20	61	13C5-PFHxA	318 > 272.9	1.64e3	1.64e3	0.234	1.00	2.95	2.93	12.5	53.4874	100.0		
21	47	13C8-PFOS	507.0 > 79.9	3.14e2	3.08e2	0.234	1.02	4.63	4.62	12.7	50.1812	93.8		
22	-1													
23	62	13C3-PFHxS	401.8 > 79.9	3.49e2	3.49e2	0.234	1.00	3.72	3.71	12.5	53.4874	100.0		
24	65	13C4-PFOS	503 > 79.9	3.08e2	3.08e2	0.234	1.00	4.63	4.62	12.5	53.4874	100.0		
25	63	13C8-PFOA	420.9 > 376	1.49e3	1.49e3	0.234	1.00	4.09	4.09	12.5	53.4874	100.0		

KBF 8/17/2018

Vista Analytical Laboratory

Dataset: Z:\Projects\PFAS.PRO\Results\New folder\180816M1-99.qld

Last Altered: Friday, August 17, 2018 19:32:38 Pacific Daylight Time
Printed: Friday, August 17, 2018 19:35:06 Pacific Daylight Time

Method: Z:\Projects\PFAS.PRO\MethDB\PFAS_FULL_80C_081618.mdb 17 Aug 2018 13:46:30
Calibration: Z:\Projects\PFAS.PRO\CurveDB\C18_VAL-PFAS_Q4_08-16-18_L14.cdb 17 Aug 2018 14:16:47

Name: 180816M1_99, Date: 17-Aug-2018, Time: 11:52:11, ID: 1801766-06 IS720W03S-20180712 0.2337, Description: IS720W03S-20180712

PFBS

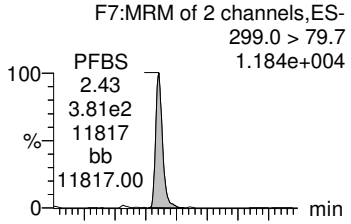

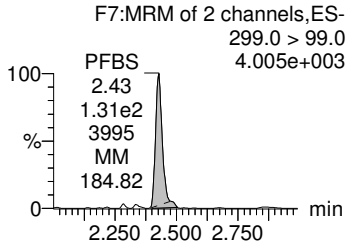

PFHxA

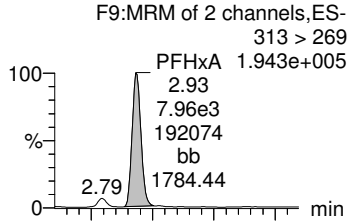

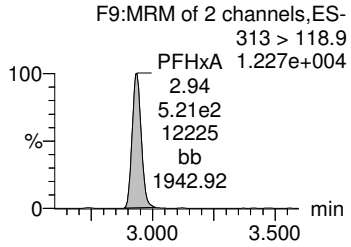

PFHpA

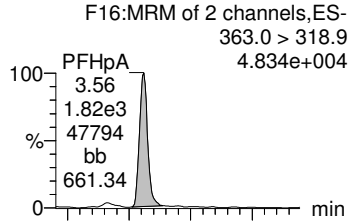

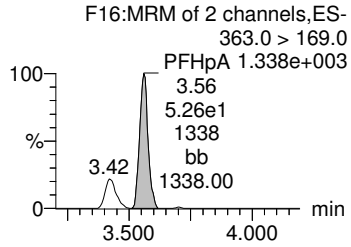

L-PFHxS

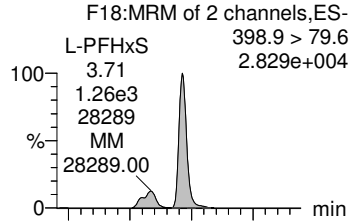

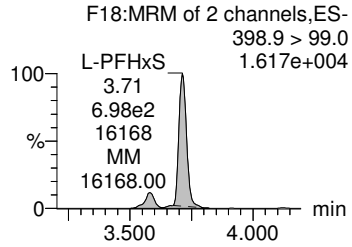

Total PFHxS

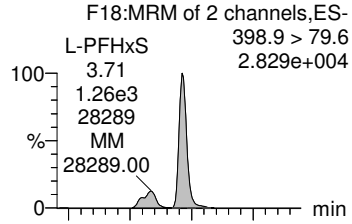

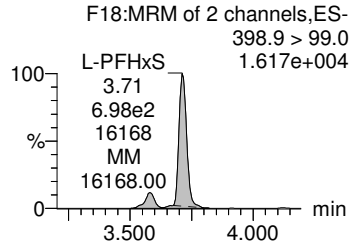

13C3-PFBS

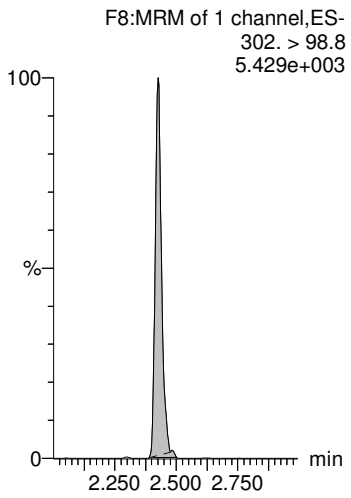

13C2-PFHxA

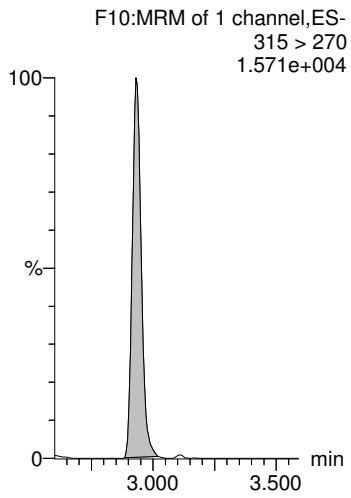

13C4-PFHpA

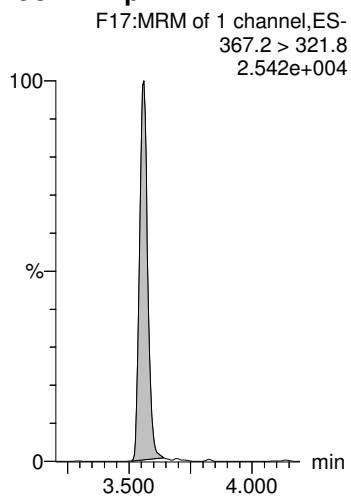

18O2-PFHxS

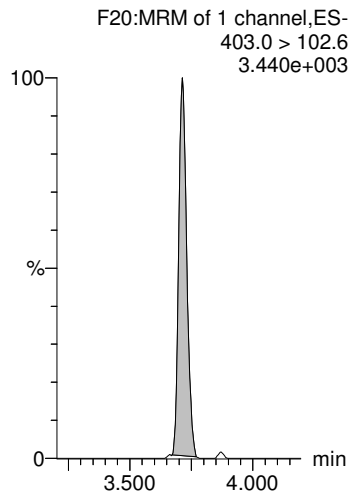

18O2-PFHxS

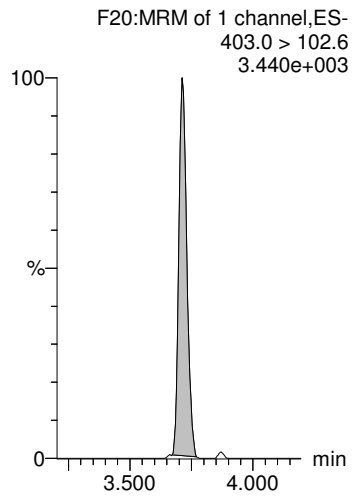

KBF 8/17/2018

Dataset: Z:\Projects\PFAS.PRO\Results\New folder\180816M1-99.qld

Last Altered: Friday, August 17, 2018 19:32:38 Pacific Daylight Time
Printed: Friday, August 17, 2018 19:35:06 Pacific Daylight Time

Name: 180816M1_99, Date: 17-Aug-2018, Time: 11:52:11, ID: 1801766-06 IS720W03S-20180712 0.2337, Description: IS720W03S-20180712

L-PFOA

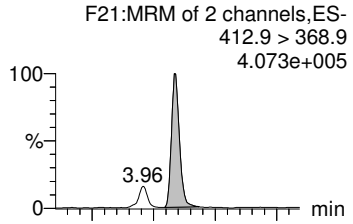

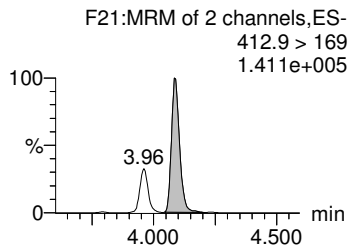

Total PFOA

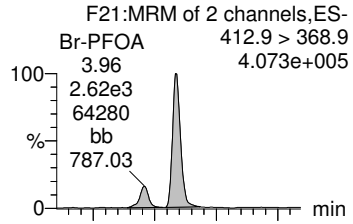

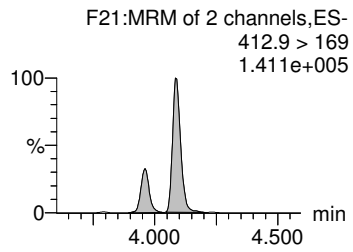

L-PFOS

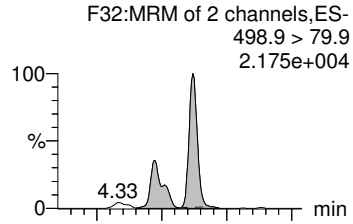

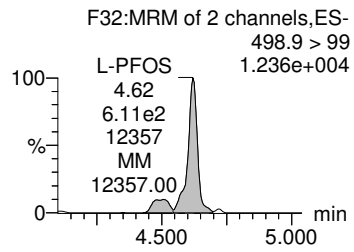

Total PFOS

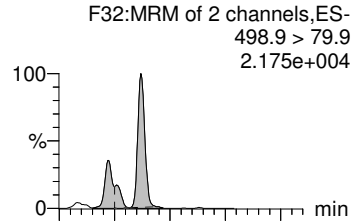

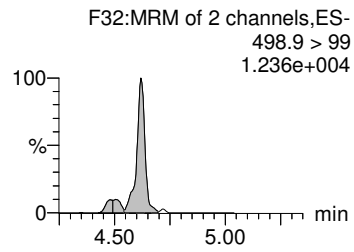

TCDA

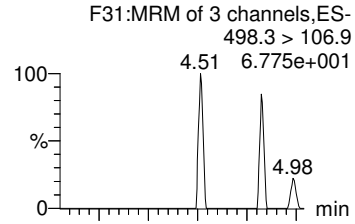

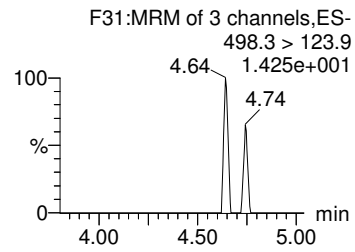

13C2-PFOA

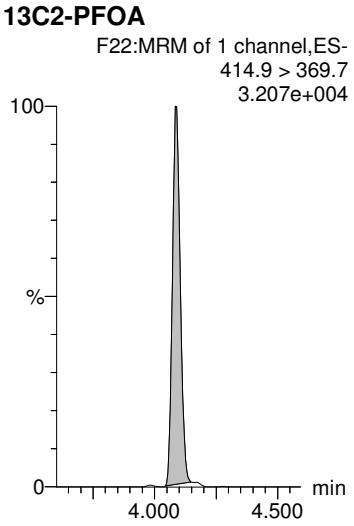

13C2-PFOA

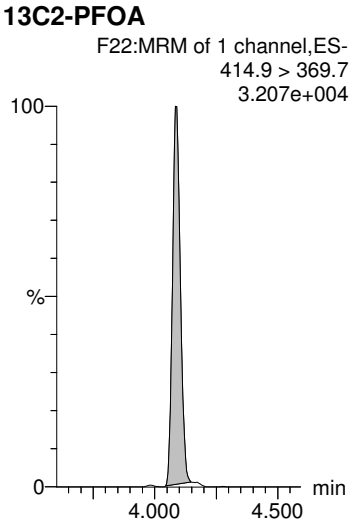

13C8-PFOS

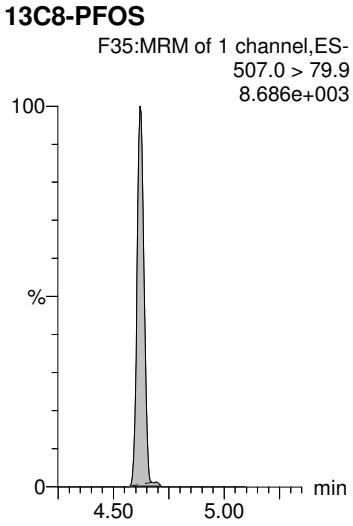

13C5-PFHxA

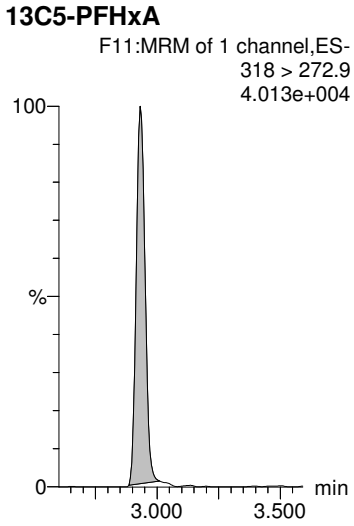

13C8-PFOS

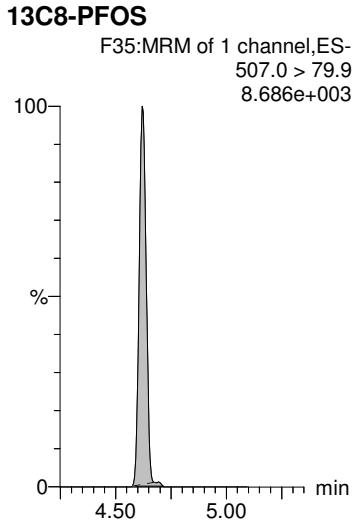

KBF 8/17/2018

Dataset: Z:\Projects\PFAS.PRO\Results\New folder\180816M1-99.qld

Last Altered: Friday, August 17, 2018 19:32:38 Pacific Daylight Time
Printed: Friday, August 17, 2018 19:35:06 Pacific Daylight Time

Name: 180816M1_99, Date: 17-Aug-2018, Time: 11:52:11, ID: 1801766-06 IS720W03S-20180712 0.2337, Description: IS720W03S-20180712

13C3-PFHxS

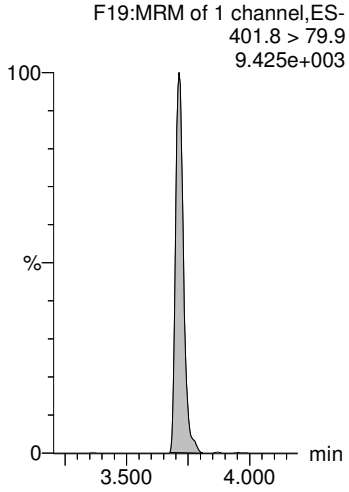

13C4-PFOS

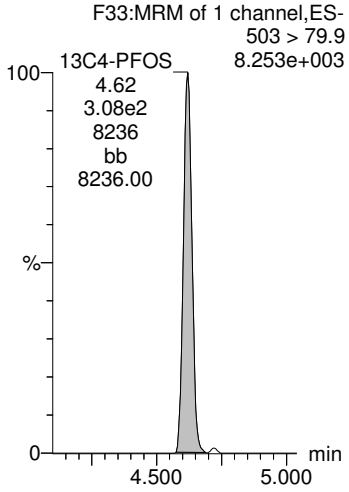

13C8-PFOA

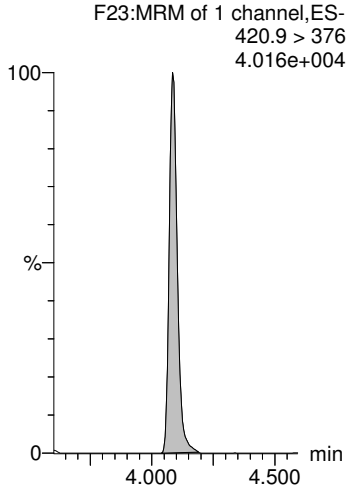

KBF 8/17/2018

Dataset: Z:\Projects\PFAS.PRO\Results\180725M1\180725M1-23.qld

Last Altered: Friday, August 10, 2018 16:01:36 Pacific Daylight Time
Printed: Friday, August 10, 2018 16:01:56 Pacific Daylight Time

Name: 180725M1_23, Date: 25-Jul-2018, Time: 22:29:19, ID: 1801766-07 I012MW13S-20180712 0.22806, Description: I012MW13S-20180712

	#	Name	Trace	Area	IS Area	wt/vol	RRF	Pred.RT	RT	Response	Conc.		%Rec	Ion Ratio	Ratio Out?
1	3	PFBS	299.0 > 79.7	7.03e4	3.42e2	0.228	0.000	2.65	2.65	2570	5884.6140	E		2.782	NO
2	5	PFHxA	313.0 > 269.0	8.60e5	7.64e2	0.228	0.000	3.16	3.16	5630				15.862	NO
3	7	PFHpA	363.0 > 318.9	1.54e5	2.05e3	0.228	0.000	3.79	3.79	939	3648.5183	E		19.107	NO
4	8	L-PFHxS	398.9 > 79.6	2.52e5	1.99e2	0.228	0.000	3.94	3.94	15800	46361.3361			1.908	NO
5	68	Total PFHxS	398.9 > 79.6	2.52e5	1.99e2	0.228		4.12		15800	46361.3361	E			
6	11	L-PFOA	413 > 368.7	1.27e6	2.98e3	0.228	0.000	4.33	4.33	5310				4.465	NO
7	69	Total PFOA	413 > 368.7	1.60e6	2.98e3	0.228		4.30		1390	8446.5412	E			
8	38	13C3-PFBS	302. > 98.8	3.42e2	1.57e3	0.228	0.217	2.66	2.65	2.71	101.0359		184.3		
9	40	13C2-PFHxA	315 > 269.8	7.64e2	1.57e3	0.228	1.21	3.16	3.16	6.07	34.3920		156.9		
10	41	13C4-PFHpA	367.2 > 321.8	2.05e3	1.57e3	0.228	1.30	3.80	3.79	16.3	85.1477		155.4		
11	42	18O2-PFHxS	403.0 > 102.6	1.99e2	3.77e2	0.228	0.529	3.95	3.94	6.61	57.9039		105.6		
12	42	18O2-PFHxS	403.0 > 102.6	1.99e2	3.77e2	0.228	0.529	3.95	3.94	6.61	57.9039		105.6		
13	44	13C2-PFOA	414.9 > 369.7	2.98e3	2.21e3	0.228	1.35	4.33	4.32	16.9	71.8496		131.1		
14	44	13C2-PFOA	414.9 > 369.7	2.98e3	2.21e3	0.228	1.35	4.33	4.32	16.9	71.8496		131.1		
15	-1														
16	14	PFNA	463.0 > 418.8	1.06e4	3.88e3	0.228	0.000	4.77	4.77	34.3	127.2344			4.238	NO
17	16	L-PFOS	499.1 > 79.9	3.55e5	5.37e2	0.228	0.000	4.86	4.85	8270	40340.3768			1.959	NO
18	70	Total PFOS	499.1 > 79.9	3.55e5	5.37e2	0.228		5.00		8270	40340.3768	E			
19	18	PFDA	513 > 468.8	1.15e3	4.15e3	0.228	0.000	5.15	5.15	3.47	12.0297			5.585	NO
20	21	L-MeFOSAA	570.0 > 419		1.46e3	0.228		5.31							
21	71	Total N-MeFOSAA	570.0 > 419	0.00e0	1.46e3	0.228		5.40		0.000					
22	25	PFUdA	563.0 > 518.9		5.06e3	0.228		5.48							
23	45	13C5-PFNA	468.2 > 422.9	3.88e3	4.14e3	0.228	0.937	4.78	4.77	11.7	53.1795		97.0		
24	47	13C8-PFOS	507.0 > 79.9	5.37e2	4.26e2	0.228	1.26	4.86	4.85	15.8	64.0254		116.8		
25	47	13C8-PFOS	507.0 > 79.9	5.37e2	4.26e2	0.228	1.26	4.86	4.85	15.8	64.0254		116.8		
26	48	13C2-PFDA	515.1 > 469.9	4.15e3	5.60e3	0.228	0.742	5.15	5.15	9.28	43.4534		79.3		
27	50	d3-N-MeFOSAA	573.3 > 419	1.46e3	7.87e3	0.228	0.185	5.30	5.29	2.31	44.2938		80.8		
28	50	d3-N-MeFOSAA	573.3 > 419	1.46e3	7.87e3	0.228	0.185	5.30	5.29	2.31	44.2938		80.8		
29	52	13C2-PFUdA	565 > 519.8	5.06e3	7.87e3	0.228	0.643	5.48	5.48	8.04	38.1764		69.7		
30	-1														
31	23	L-EtFOSAA	584.1 > 419		1.49e3	0.228		5.47							
32	72	Total N-EtFOSAA	584.1 > 419	0.00e0	1.49e3	0.228		5.62		0.000					
33	29	PFTrDA	662.9 > 618.9		5.48e3	0.228		6.02							
34	27	PFDoA	612.9 > 569.0		5.48e3	0.228		5.77							
35	30	PFTeDA	712.9 > 668.8		7.30e3	0.228		6.23							
36	73	TCDA	498.3>106.9			0.228		5.11							

KBF 8/10/2018

Vista Analytical Laboratory

Dataset: Z:\Projects\PFAS.PRO\Results\180725M1\180725M1-23.qld

Last Altered: Friday, August 10, 2018 16:01:36 Pacific Daylight Time
Printed: Friday, August 10, 2018 16:01:56 Pacific Daylight Time

Name: 180725M1_23, Date: 25-Jul-2018, Time: 22:29:19, ID: 1801766-07 I012MW13S-20180712 0.22806, Description: I012MW13S-20180712

	#	Name	Trace	Area	IS Area	wt/vol	RRF	Pred.RT	RT	Response	Conc.	%Rec	Ion Ratio	Ratio Out?
37	61	13C5-PFHxA	318 > 272.9	1.57e3	1.57e3	0.228	1.00	3.16	3.16	12.5	54.8101	100.0		
38	51	d5-N-EtFOSAA	589.3 > 419	1.49e3	7.87e3	0.228	0.190	5.46	5.46	2.37	38.7136	70.6		
39	51	d5-N-EtFOSAA	589.3 > 419	1.49e3	7.87e3	0.228	0.190	5.46	5.46	2.37	38.7136	70.6		
40	53	13C2-PFDoA	615.0 > 569.7	5.48e3	5.60e3	0.228	0.979	5.77	5.76	12.2	41.8375	76.3		
41	53	13C2-PFDoA	615.0 > 569.7	5.48e3	5.60e3	0.228	0.979	5.77	5.76	12.2	41.8375	76.3		
42	55	13C2-PFTeDA	715.0 > 670.0	7.30e3	7.87e3	0.228	0.928	6.23	6.23	11.6	44.3332	80.9		
43	47	13C8-PFOS	507.0 > 79.9	5.37e2	4.26e2	0.228	1.26	4.86	4.85	15.8	64.0254	116.8		
44	63	13C8-PFOA	421.3 > 376	2.21e3	2.21e3	0.228	1.00	4.33	4.32	12.5	54.8101	100.0		
45	-1													
46	62	13C3-PFHxS	401.9 > 79.9	3.77e2	3.77e2	0.228	1.00	3.95	3.94	12.5	54.8101	100.0		
47	64	13C9-PFNA	472.2 > 426.9	4.14e3	4.14e3	0.228	1.00	4.78	4.77	12.5	54.8101	100.0		
48	65	13C4-PFOS	503 > 79.9	4.26e2	4.26e2	0.228	1.00	4.86	4.85	12.5	54.8101	100.0		
49	66	13C6-PFDA	519.1 > 473.7	5.60e3	5.60e3	0.228	1.00	5.15	5.15	12.5	54.8101	100.0		
50	67	13C7-PFUdA	570.1 > 524.8	7.87e3	7.87e3	0.228	1.00	5.48	5.48	12.5	54.8101	100.0		

KBF 8/10/2018

Vista Analytical Laboratory

Dataset: Z:\Projects\PFAS.PRO\Results\180725M1\180725M1-23.qld

Last Altered: Friday, August 10, 2018 16:01:36 Pacific Daylight Time
Printed: Friday, August 10, 2018 16:01:56 Pacific Daylight Time

Method: Z:\Projects\PFAS.PRO\MethDB\PFAS_FULL_80C_072518.mdb 27 Jul 2018 12:03:35
Calibration: Z:\Projects\PFAS.PRO\CurveDB\C18_VAL-PFAS_Q4_07-25-18.cdb 26 Jul 2018 10:45:37

Name: 180725M1_23, Date: 25-Jul-2018, Time: 22:29:19, ID: 1801766-07 I012MW13S-20180712 0.22806, Description: I012MW13S-20180712

PFBS
F7:MRM of 2 channels,ES-
299.0 > 79.7
2.291e+006

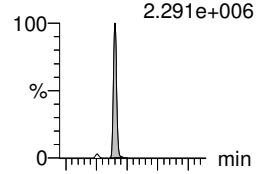

F7:MRM of 2 channels,ES-
299.0 > 99.0
8.195e+005

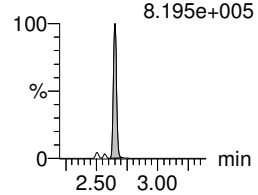

PFHxA
F9:MRM of 2 channels,ES-
313.0 > 269.0
2.143e+007

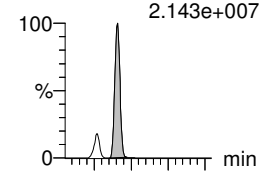

F9:MRM of 2 channels,ES-
313.0 > 118.9
1.362e+006

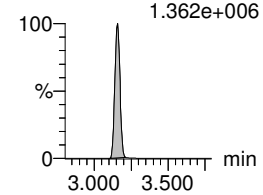

PFHpA
F16:MRM of 2 channels,ES-
363.0 > 318.9
4.685e+006

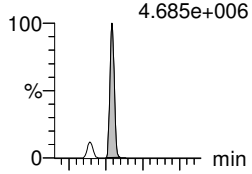

F16:MRM of 2 channels,ES-
363.0 > 169.0
2.418e+005

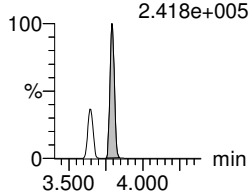

L-PFHxS
F18:MRM of 2 channels,ES-
398.9 > 79.6
4.363e+006

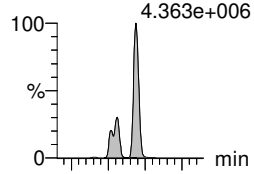

F18:MRM of 2 channels,ES-
398.9 > 99.0
2.421e+006

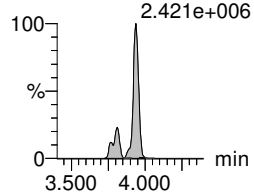

Total PFHxS
F18:MRM of 2 channels,ES-
398.9 > 79.6
4.363e+006

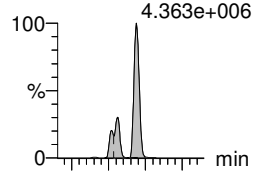

F18:MRM of 2 channels,ES-
398.9 > 99.0
2.421e+006

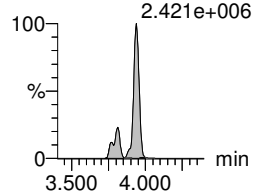

L-PFOA
F21:MRM of 2 channels,ES-
413 > 368.7
3.347e+007

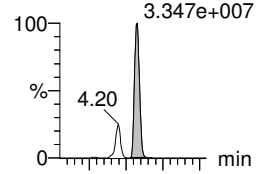

F21:MRM of 2 channels,ES-
413 > 169
7.521e+006

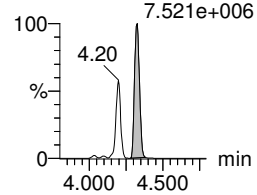

Total PFOA
F21:MRM of 2 channels,ES-
413 > 368.7
3.347e+007

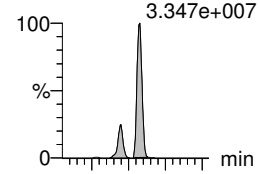

F21:MRM of 2 channels,ES-
413 > 169
7.521e+006

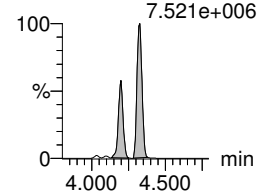

13C3-PFBS
F8:MRM of 1 channel,ES-
302. > 98.8
1.149e+004

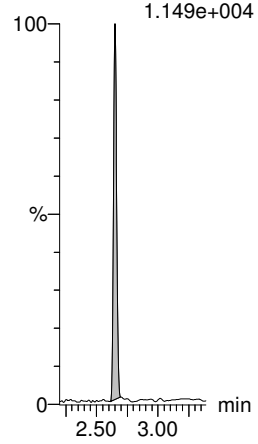

13C2-PFHxA
F10:MRM of 1 channel,ES-
315 > 269.8
1.970e+004

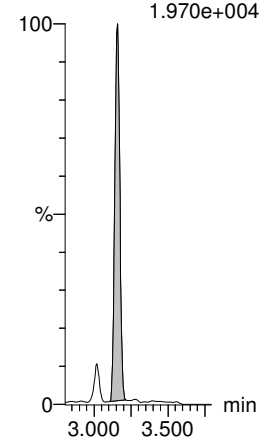

13C4-PFHpA
F17:MRM of 1 channel,ES-
367.2 > 321.8
6.205e+004

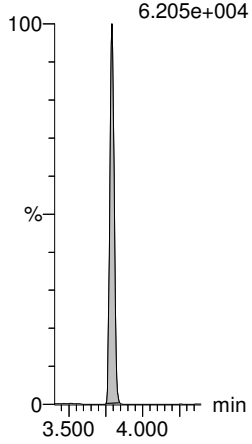

18O2-PFHxS
F20:MRM of 1 channel,ES-
403.0 > 102.6
4.658e+003

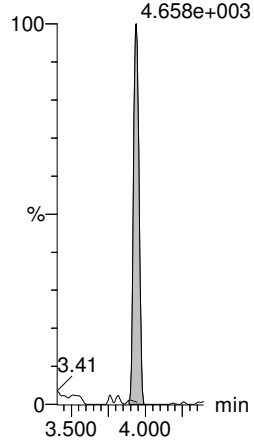

18O2-PFHxS
F20:MRM of 1 channel,ES-
403.0 > 102.6
4.658e+003

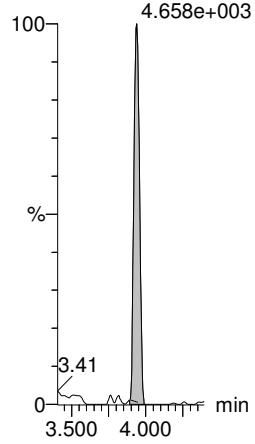

13C2-PFOA
F22:MRM of 1 channel,ES-
414.9 > 369.7
8.008e+004

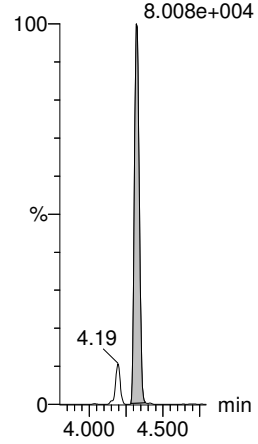

13C2-PFOA
F22:MRM of 1 channel,ES-
414.9 > 369.7
8.008e+004

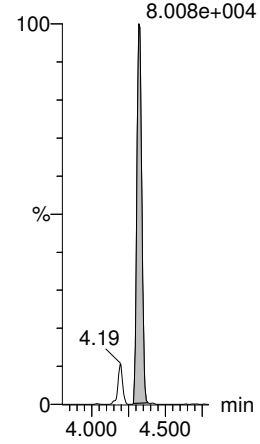

KBF 8/10/2018

Dataset: Z:\Projects\PFAS.PRO\Results\180725M1\180725M1-23.qld

Last Altered: Friday, August 10, 2018 16:01:36 Pacific Daylight Time
Printed: Friday, August 10, 2018 16:01:56 Pacific Daylight Time

Name: 180725M1_23, Date: 25-Jul-2018, Time: 22:29:19, ID: 1801766-07 I012MW13S-20180712 0.22806, Description: I012MW13S-20180712

PFNA
F27:MRM of 2 channels,ES-
463.0 > 418.8
3.059e+005

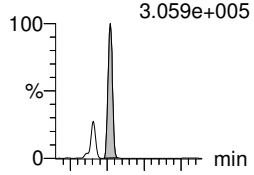

F27:MRM of 2 channels,ES-
463.0 > 219.0
7.168e+004

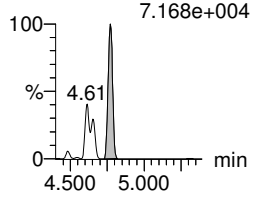

L-PFOS
F32:MRM of 2 channels,ES-
499.1 > 79.9
4.271e+006

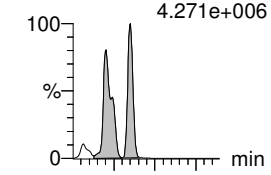

F32:MRM of 2 channels,ES-
499.1 > 98.9
2.453e+006

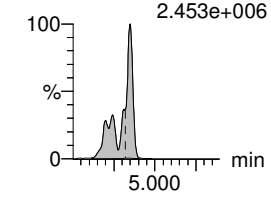

Total PFOS
F32:MRM of 2 channels,ES-
499.1 > 79.9
4.271e+006

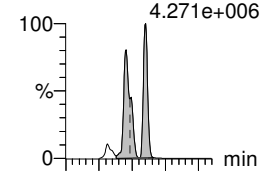

F32:MRM of 2 channels,ES-
499.1 > 98.9
2.453e+006

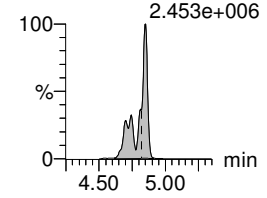

PFDA
F37:MRM of 2 channels,ES-
513 > 468.8
3.072e+004

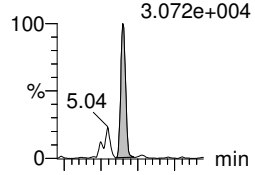

F37:MRM of 2 channels,ES-
513 > 219
5.597e+003

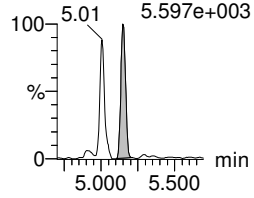

L-MeFOSAA
F48:MRM of 3 channels,ES-
570.0 > 419
4.171e+002

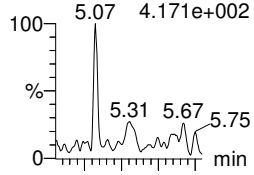

F48:MRM of 3 channels,ES-
570.0 > 512.0
2.334e+002

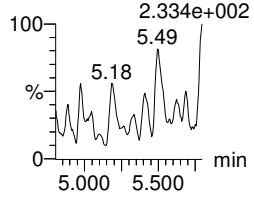

Total N-MeFOSAA
F48:MRM of 3 channels,ES-
570.0 > 419
4.171e+002

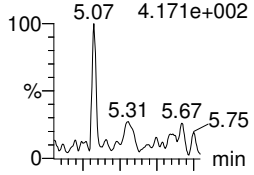

F48:MRM of 3 channels,ES-
570.0 > 512.0
2.334e+002

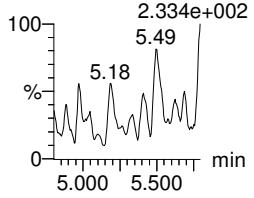

PFUdA
F46:MRM of 2 channels,ES-
563.0 > 518.9
2.123e+003

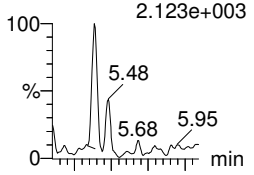

F46:MRM of 2 channels,ES-
563.0 > 269
1.910e+002

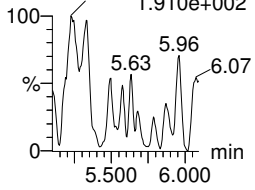

13C5-PFNA
F28:MRM of 1 channel,ES-
468.2 > 422.9
1.096e+005

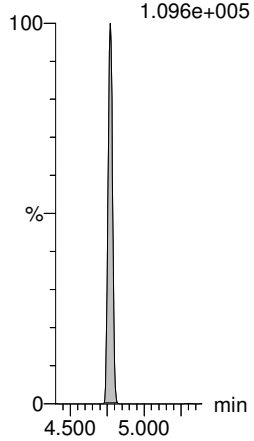

13C8-PFOS
F35:MRM of 1 channel,ES-
507.0 > 79.9
1.466e+004

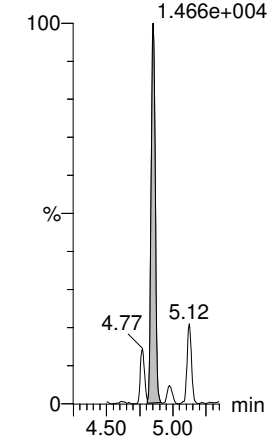

13C8-PFOS
F35:MRM of 1 channel,ES-
507.0 > 79.9
1.466e+004

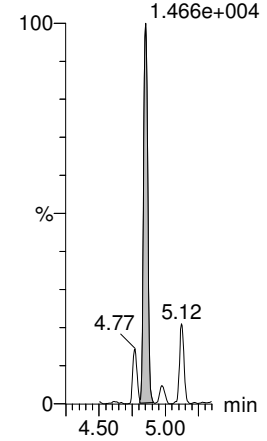

13C2-PFDA
F38:MRM of 1 channel,ES-
515.1 > 469.9
1.142e+005

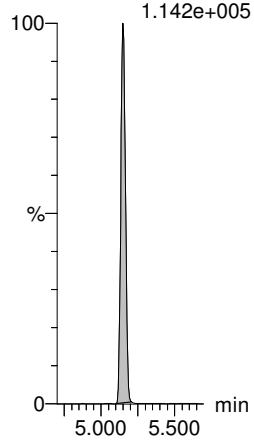

d3-N-MeFOSAA
F50:MRM of 1 channel,ES-
573.3 > 419
3.539e+004

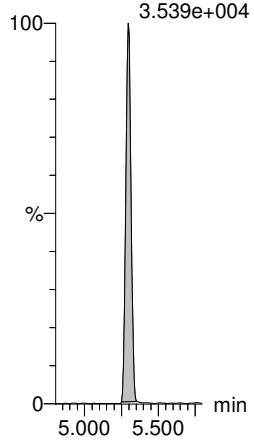

d3-N-MeFOSAA
F50:MRM of 1 channel,ES-
573.3 > 419
3.539e+004

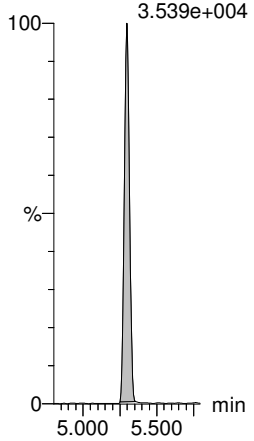

13C2-PFUdA
F47:MRM of 1 channel,ES-
565 > 519.8
1.383e+005

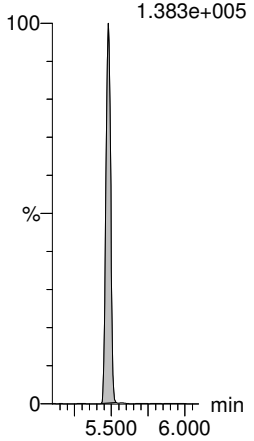

KBF 8/10/2018

Dataset: Z:\Projects\PFAS.PRO\Results\180725M1\180725M1-23.qld

Last Altered: Friday, August 10, 2018 16:01:36 Pacific Daylight Time
Printed: Friday, August 10, 2018 16:01:56 Pacific Daylight Time

Name: 180725M1_23, Date: 25-Jul-2018, Time: 22:29:19, ID: 1801766-07 I012MW13S-20180712 0.22806, Description: I012MW13S-20180712

L-EtFOSAA

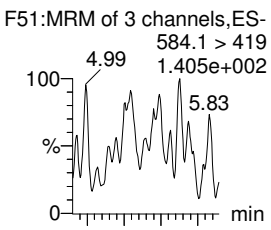

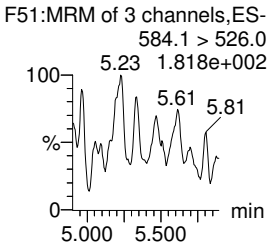

Total N-EtFOSAA

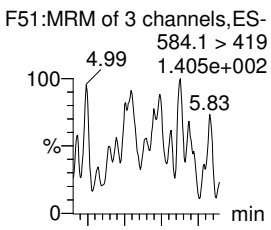

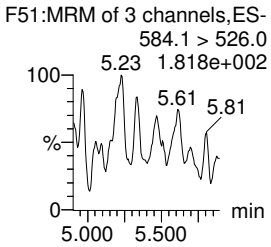

PFTrDA

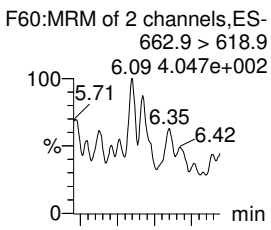

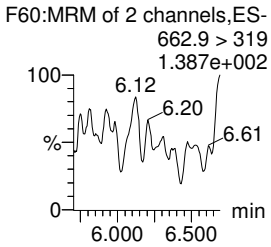

PFDoA

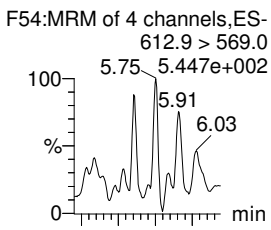

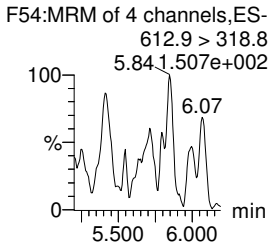

PFTeDA

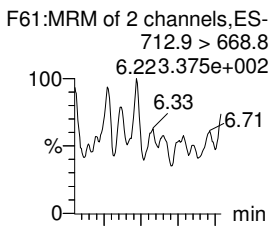

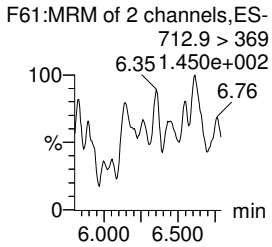

TCDA

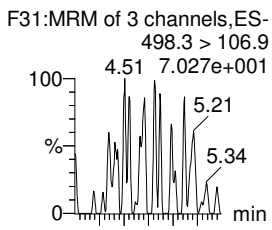

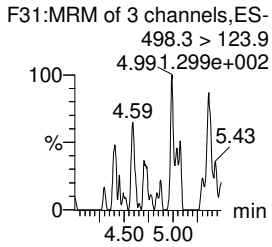

13C5-PFHxA

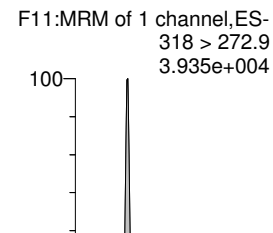

d5-N-EtFOSAA

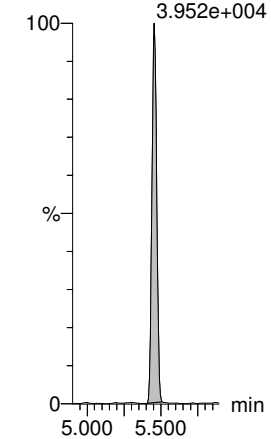

d5-N-EtFOSAA

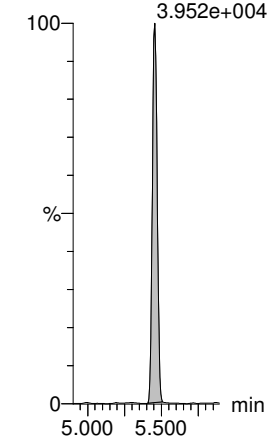

13C2-PFDoA

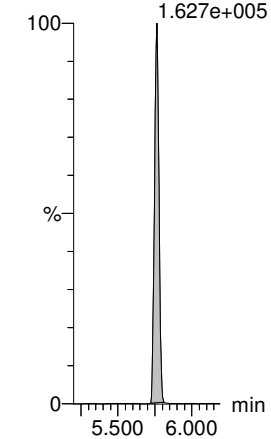

13C2-PFDoA

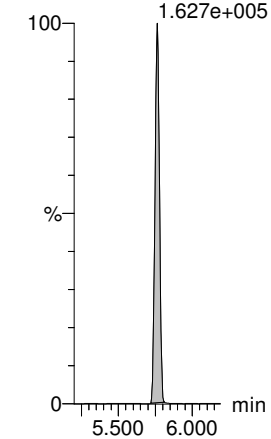

13C2-PFTeDA

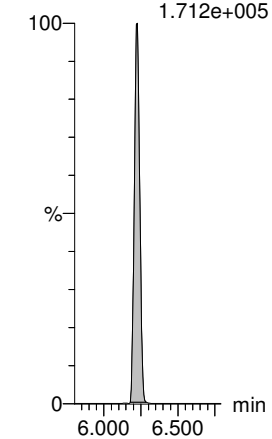

13C8-PFOS

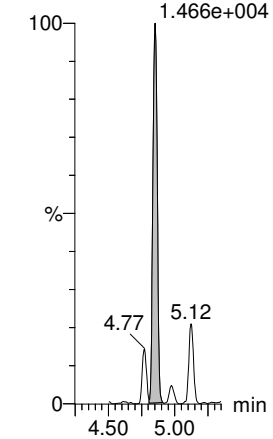

13C8-PFOA

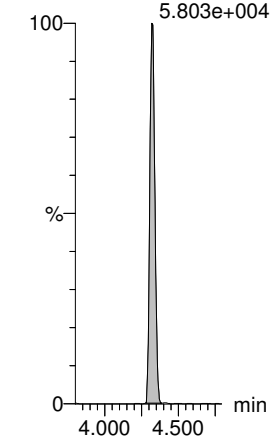

KBF 8/10/2018

Dataset: Z:\Projects\PFAS.PRO\Results\180725M1\180725M1-23.qld

Last Altered: Friday, August 10, 2018 16:01:36 Pacific Daylight Time
Printed: Friday, August 10, 2018 16:01:56 Pacific Daylight Time

Name: 180725M1_23, Date: 25-Jul-2018, Time: 22:29:19, ID: 1801766-07 I012MW13S-20180712 0.22806, Description: I012MW13S-20180712

13C3-PFHxS

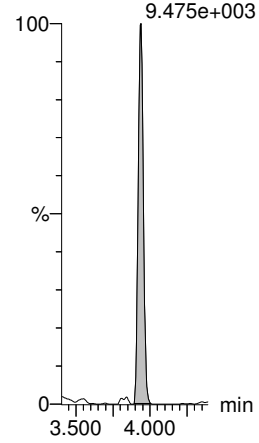

13C9-PFNA

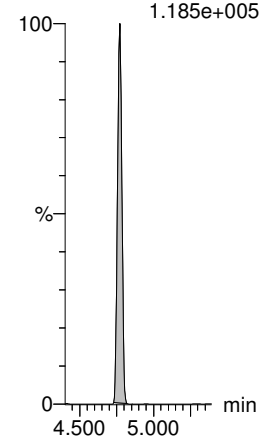

13C4-PFOS

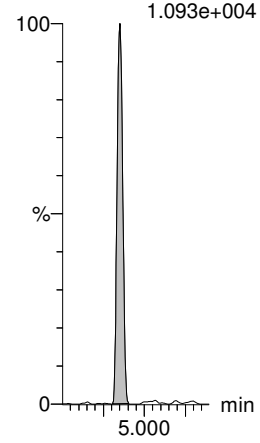

13C6-PFDA

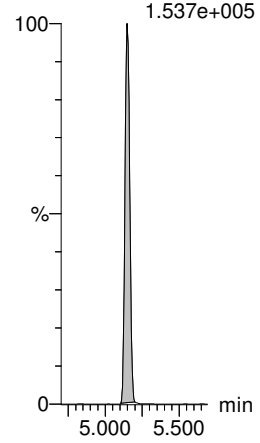

13C7-PFUdA

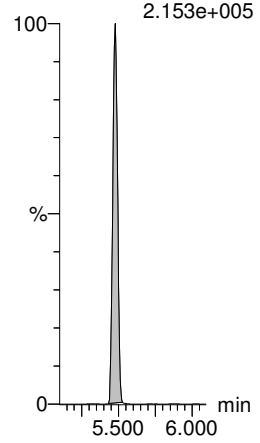

KBF 8/10/2018

Vista Analytical Laboratory

Dataset: F:\Projects\PFAS.PRO\Results\180816M1\180816M1-55.qld

Last Altered: Sunday, August 19, 2018 16:14:04 Pacific Daylight Time
Printed: Sunday, August 19, 2018 16:16:28 Pacific Daylight Time

Name: 180816M1_55, Date: 17-Aug-2018, Time: 03:48:02, ID: 1801766-07RE1@20X I012MW13S-20180712 0.2605, Description: I012MW13S-20180712

	#	Name	Trace	Area	IS Area	wt/vol	RRF	Pred.RT	RT	Response	Conc.		%Rec	Ion Ratio	Ratio Out?
1	3	PFBS	299.0 > 79.7	9.14e2	5.10e0	0.261	0.000	2.43	2.43	2240	3659.9988			2.812	NO
2	5	PFHxA	313 > 269	2.33e4	2.70e1	0.261	0.000	2.94	2.94	4320	13421.9364			14.481	NO
3	7	PFHpA	363.0 > 318.9	2.93e3	2.01e1	0.261	0.000	3.56	3.56	1820	6216.1079			26.871	NO
4	8	L-PFHxS	398.9 > 79.6	4.82e3	1.34e0	0.261	0.000	3.58	3.72	45000	102959.0994	E		1.734	NO
5	68	Total PFHxS	398.9 > 79.6	4.82e3	1.34e0	0.261		4.05		45000	102959.0994				
6	38	13C3-PFBS	302. > 98.8	5.10e0	2.88e1	0.261	0.177	2.44	2.43	2.21	118.7630		247.5		
7	40	13C2-PFHxA	315 > 270	2.70e1	2.88e1	0.261	2.34	2.95	2.94	11.7	44.6983		232.9		
8	41	13C4-PFHpA	367.2 > 321.8	2.01e1	2.88e1	0.261	0.699	3.56	3.56	8.74	55.0643		114.8		
9	42	18O2-PFHxS	403.0 > 102.6	1.34e0	5.11e0	0.261	0.262	3.72	3.70	3.28	25.1180		52.3		
10	42	18O2-PFHxS	403.0 > 102.6	1.34e0	5.11e0	0.261	0.262	3.72	3.70	3.28	25.1180		52.3		
11	-1														
12	11	L-PFOA	412.9 > 368.9	3.46e4	6.26e1	0.261	0.000	4.17	4.09	6910	30497.9230			2.641	NO
13	69	Total PFOA	412.9 > 368.9	3.95e4	6.26e1	0.261		4.48		7890	34369.5200				
14	16	L-PFOS	498.9 > 79.9	4.94e3	5.22e0	0.261	0.000	4.63	4.62	11800	19675.0237			1.928	NO
15	70	Total PFOS	498.9 > 79.9	4.94e3	5.22e0	0.261		4.60		11800	19675.0237				
16	73	TCDA	498.3>106.9			0.261		5.11							
17	44	13C2-PFOA	414.9 > 369.7	6.26e1	4.06e1	0.261	1.54	4.09	4.09	19.3	89.3025		186.1		
18	44	13C2-PFOA	414.9 > 369.7	6.26e1	4.06e1	0.261	1.54	4.09	4.09	19.3	89.3025		186.1		
19	47	13C8-PFOS	507.0 > 79.9	5.22e0	5.90e0	0.261	0.885	4.63	4.62	11.1	39.0960		81.5		
20	61	13C5-PFHxA	318 > 272.9	2.88e1	2.88e1	0.261	1.00	2.95	2.94	12.5	47.9846		100.0		
21	47	13C8-PFOS	507.0 > 79.9	5.22e0	5.90e0	0.261	0.885	4.63	4.62	11.1	39.0960		81.5		
22	-1														
23	62	13C3-PFHxS	401.8 > 79.9	5.11e0	5.11e0	0.261	1.00	3.72	3.71	12.5	47.9846		100.0		
24	65	13C4-PFOS	503 > 79.9	5.90e0	5.90e0	0.261	1.00	4.63	4.63	12.5	47.9846		100.0		
25	63	13C8-PFOA	420.9 > 376	4.06e1	4.06e1	0.261	1.00	4.09	4.09	12.5	47.9846		100.0		

GM 8/19/2018

Vista Analytical Laboratory

Dataset: F:\Projects\PFAS.PRO\Results\180816M1\180816M1-55.qld

Last Altered: Sunday, August 19, 2018 16:14:04 Pacific Daylight Time
Printed: Sunday, August 19, 2018 16:16:28 Pacific Daylight Time

Method: F:\Projects\PFAS.PRO\MethDB\PFAS_FULL_80C_081618.mdb 17 Aug 2018 13:46:30
Calibration: F:\Projects\PFAS.PRO\CurveDB\C18_VAL-PFAS_Q4_08-16-18_L14.cdb 17 Aug 2018 14:16:47

Name: 180816M1_55, Date: 17-Aug-2018, Time: 03:48:02, ID: 1801766-07RE1@20X I012MW13S-20180712 0.2605, Description: I012MW13S-20180712

PFBS

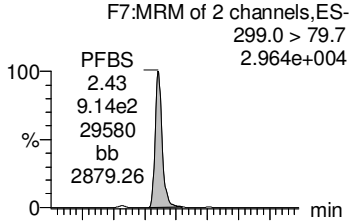

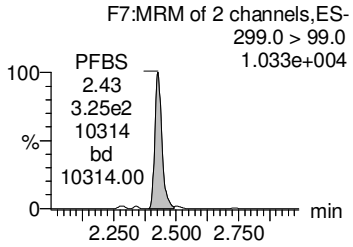

PFHxA

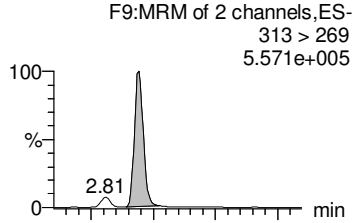

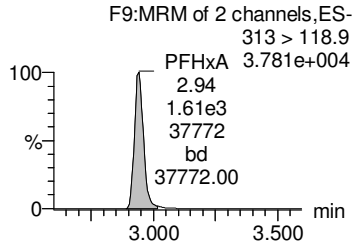

PFHpA

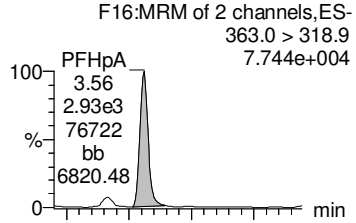

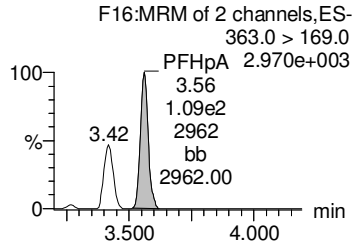

L-PFHxS

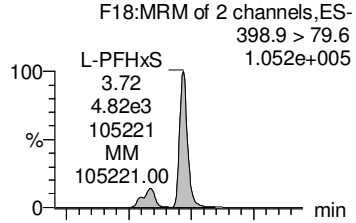

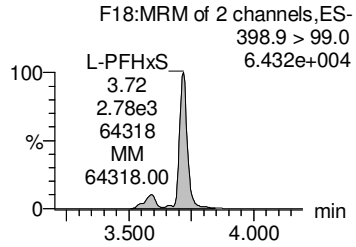

Total PFHxS

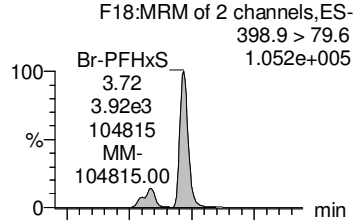

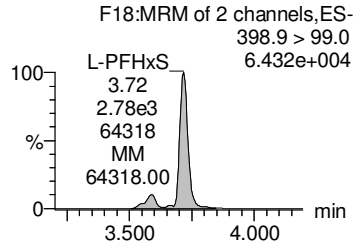

13C3-PFBS

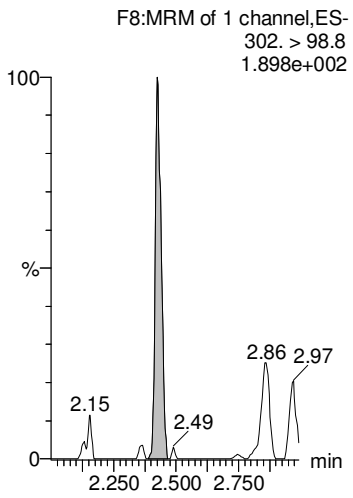

13C2-PFHxA

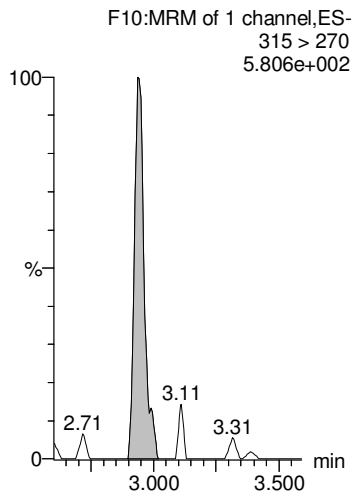

13C4-PFHpA

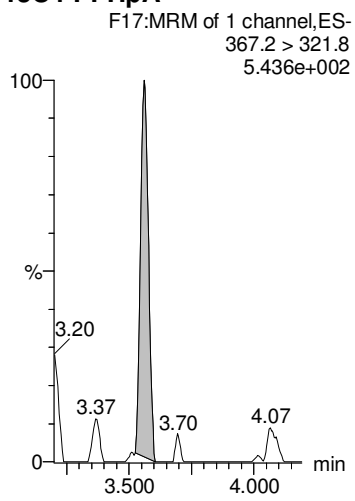

18O2-PFHxS

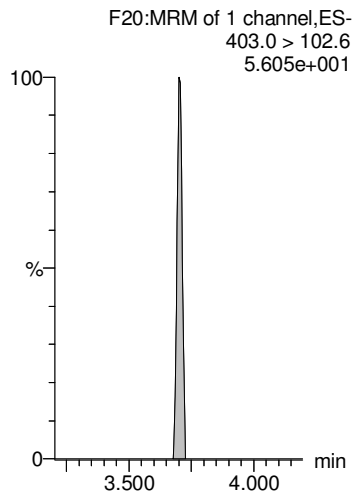

18O2-PFHxS

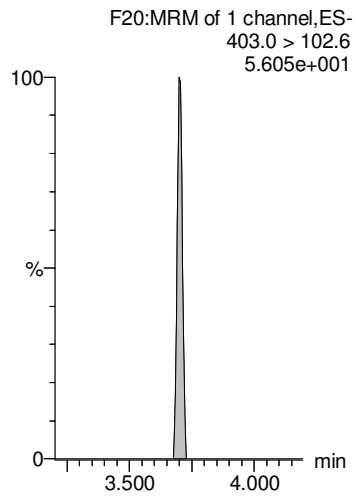

GM 8/19/2018

Dataset: F:\Projects\PFAS.PRO\Results\180816M1\180816M1-55.qld

Last Altered: Sunday, August 19, 2018 16:14:04 Pacific Daylight Time
Printed: Sunday, August 19, 2018 16:16:28 Pacific Daylight Time

Name: 180816M1_55, Date: 17-Aug-2018, Time: 03:48:02, ID: 1801766-07RE1@20X I012MW13S-20180712 0.2605, Description: I012MW13S-20180712

L-PFOA

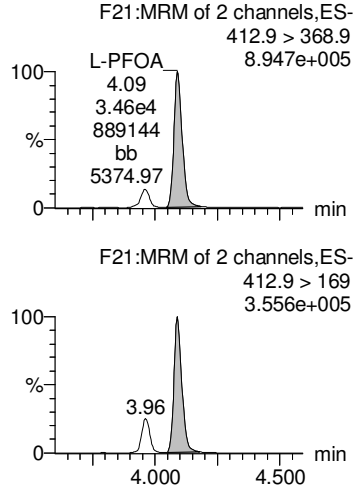

Total PFOA

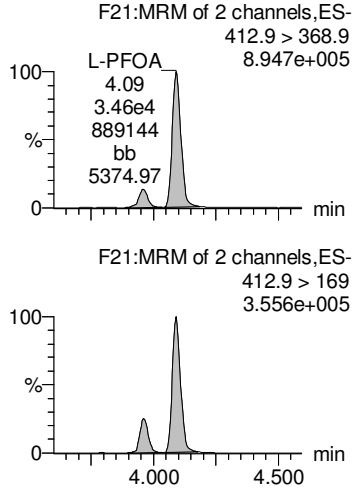

L-PFOS

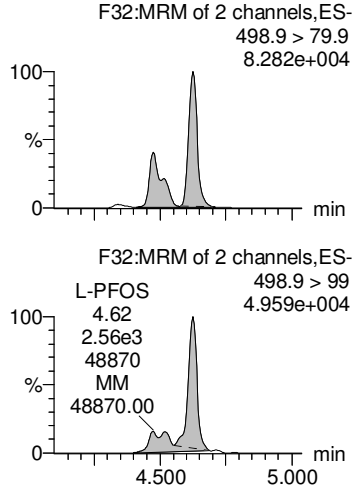

Total PFOS

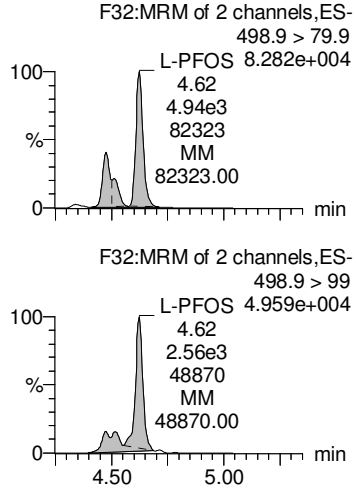

TCDA

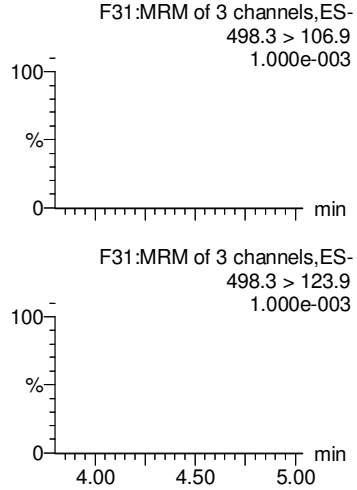

13C2-PFOA

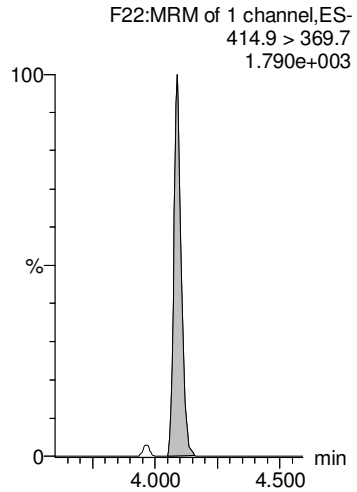

13C2-PFOA

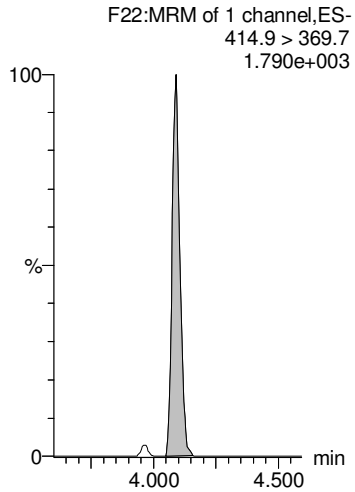

13C8-PFOS

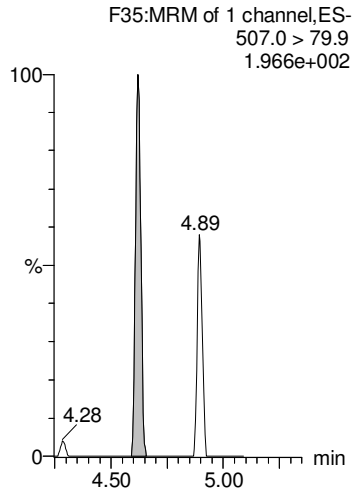

13C5-PFHxA

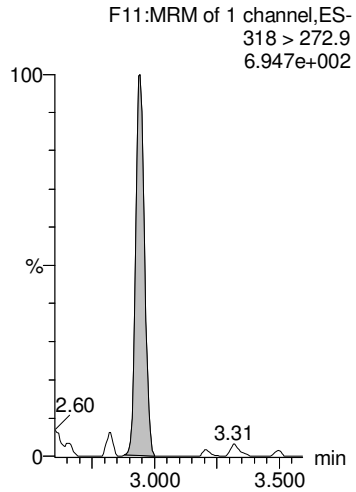

13C8-PFOS

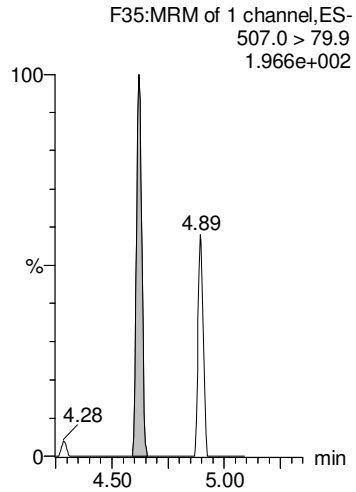

GM 8/19/2018

Vista Analytical Laboratory

Dataset: F:\Projects\PFAS.PRO\Results\180816M1\180816M1-55.qld

Last Altered: Sunday, August 19, 2018 16:14:04 Pacific Daylight Time
Printed: Sunday, August 19, 2018 16:16:28 Pacific Daylight Time

Name: 180816M1_55, Date: 17-Aug-2018, Time: 03:48:02, ID: 1801766-07RE1@20X I012MW13S-20180712 0.2605, Description: I012MW13S-20180712

13C3-PFHxS

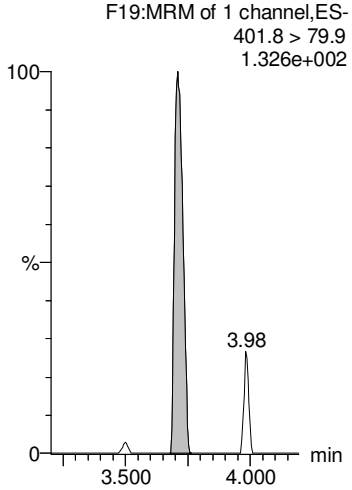

13C4-PFOS

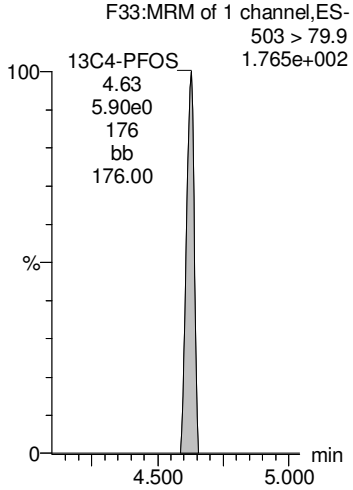

13C8-PFOA

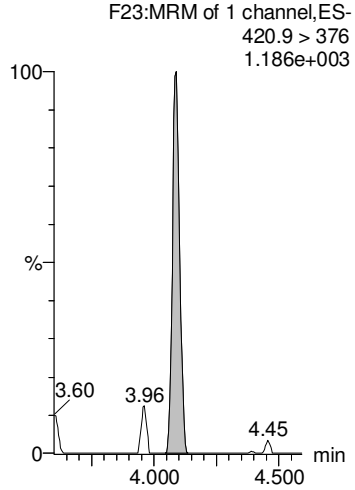

GM 8/19/2018

INJECTION INTERNAL STANDARD (IIS) AREAS,

INSTRUMENT BLANKS (IB)

AND

CONTINUTING CALIBRATION VERIFICATIONS CCV)

Vista Analytical Laboratory

Dataset: Untitled

Last Altered: Wednesday, July 25, 2018 11:38:10 Pacific Daylight Time
Printed: Wednesday, July 25, 2018 11:39:11 Pacific Daylight Time

Method: F:\Projects\PFAS.PRO\MethDB\PFAS_RS-7-08-18.mdb 09 Jul 2018 14:59:16
Calibration: 25 Jul 2018 11:38:10

Name: 180724M1_7, Date: 24-Jul-2018, Time: 22:12:04, ID: ST180724M1-6 PFC CS3 18G1915, Description: PFC CS3 18G1915

	# Name	ID	Area	%Rec	Area Out
1	1 13C4-PFBA	ST180724M1-6 PFC CS3 18G1915	5.56e3	100.0	NO
2	2 13C5-PFHxA	ST180724M1-6 PFC CS3 18G1915	5.94e3	100.0	NO
3	3 13C3-PFHxS	ST180724M1-6 PFC CS3 18G1915	1.56e3	100.0	NO
4	4 13C8-PFOA	ST180724M1-6 PFC CS3 18G1915	7.19e3	100.0	NO
5	5 13C9-PFNA	ST180724M1-6 PFC CS3 18G1915	8.37e3	100.0	NO
6	6 13C4-PFOS	ST180724M1-6 PFC CS3 18G1915	1.74e3	100.0	NO
7	7 13C6-PFDA	ST180724M1-6 PFC CS3 18G1915	1.05e4	100.0	NO
8	8 13C7-PFUdA	ST180724M1-6 PFC CS3 18G1915	1.44e4	100.0	NO

Name: 180724M1_8, Date: 24-Jul-2018, Time: 22:22:29, ID: ST180724M1-7 PFC CS4 18G1916, Description: PFC CS4 18G1916

	# Name	ID	Area	%Rec	Area Out
1	1 13C4-PFBA	ST180724M1-7 PFC CS4 18G1916	5.00e3	89.8	NO
2	2 13C5-PFHxA	ST180724M1-7 PFC CS4 18G1916	5.40e3	90.9	NO
3	3 13C3-PFHxS	ST180724M1-7 PFC CS4 18G1916	1.30e3	83.8	NO
4	4 13C8-PFOA	ST180724M1-7 PFC CS4 18G1916	6.28e3	87.3	NO
5	5 13C9-PFNA	ST180724M1-7 PFC CS4 18G1916	7.87e3	94.0	NO
6	6 13C4-PFOS	ST180724M1-7 PFC CS4 18G1916	1.62e3	92.8	NO
7	7 13C6-PFDA	ST180724M1-7 PFC CS4 18G1916	9.55e3	91.1	NO
8	8 13C7-PFUdA	ST180724M1-7 PFC CS4 18G1916	1.25e4	87.0	NO

Name: 180724M1_9, Date: 24-Jul-2018, Time: 22:32:59, ID: ST180724M1-8 PFC CS5 18G1917, Description: PFC CS5 18G1917

	# Name	ID	Area	%Rec	Area Out
1	1 13C4-PFBA	ST180724M1-8 PFC CS5 18G1917	4.84e3	86.9	NO
2	2 13C5-PFHxA	ST180724M1-8 PFC CS5 18G1917	5.07e3	85.3	NO
3	3 13C3-PFHxS	ST180724M1-8 PFC CS5 18G1917	1.25e3	80.3	NO
4	4 13C8-PFOA	ST180724M1-8 PFC CS5 18G1917	6.23e3	86.6	NO
5	5 13C9-PFNA	ST180724M1-8 PFC CS5 18G1917	6.89e3	82.2	NO
6	6 13C4-PFOS	ST180724M1-8 PFC CS5 18G1917	1.56e3	89.5	NO
7	7 13C6-PFDA	ST180724M1-8 PFC CS5 18G1917	7.69e3	73.3	NO
8	8 13C7-PFUdA	ST180724M1-8 PFC CS5 18G1917	1.20e4	83.4	NO

Name: 180724M1_10, Date: 24-Jul-2018, Time: 22:43:24, ID: ST180724M1-9 PFC CS6 18G1918, Description: PFC CS6 18G1918

	# Name	ID	Area	%Rec	Area Out
1	1 13C4-PFBA	ST180724M1-9 PFC CS6 18G1918	4.83e3	86.9	NO
2	2 13C5-PFHxA	ST180724M1-9 PFC CS6 18G1918	5.19e3	87.4	NO
3	3 13C3-PFHxS	ST180724M1-9 PFC CS6 18G1918	1.25e3	80.0	NO
4	4 13C8-PFOA	ST180724M1-9 PFC CS6 18G1918	6.14e3	85.3	NO
5	5 13C9-PFNA	ST180724M1-9 PFC CS6 18G1918	6.74e3	80.5	NO
6	6 13C4-PFOS	ST180724M1-9 PFC CS6 18G1918	1.62e3	93.0	NO
7	7 13C6-PFDA	ST180724M1-9 PFC CS6 18G1918	8.61e3	82.2	NO
8	8 13C7-PFUdA	ST180724M1-9 PFC CS6 18G1918	1.12e4	77.8	NO

Dataset: Untitled

Last Altered: Wednesday, July 25, 2018 11:38:10 Pacific Daylight Time
Printed: Wednesday, July 25, 2018 11:39:11 Pacific Daylight Time

Name: 180724M1_11, Date: 24-Jul-2018, Time: 22:53:54, ID: ST180724M1-10 PFC CS7 18G1919, Description: PFC CS7 18G1919

	#	Name	ID	Area	%Rec	Area Out
1	1	13C4-PFBA	ST180724M1-10 PFC CS7 18G1919	4.21e3	75.6	NO
2	2	13C5-PFHxA	ST180724M1-10 PFC CS7 18G1919	4.50e3	75.7	NO
3	3	13C3-PFHxS	ST180724M1-10 PFC CS7 18G1919	1.07e3	68.5	NO
4	4	13C8-PFOA	ST180724M1-10 PFC CS7 18G1919	5.31e3	73.9	NO
5	5	13C9-PFNA	ST180724M1-10 PFC CS7 18G1919	6.49e3	77.5	NO
6	6	13C4-PFOS	ST180724M1-10 PFC CS7 18G1919	1.34e3	76.7	NO
7	7	13C6-PFDA	ST180724M1-10 PFC CS7 18G1919	6.58e3	62.8	NO
8	8	13C7-PFUdA	ST180724M1-10 PFC CS7 18G1919	9.42e3	65.5	NO

Name: 180724M1_12, Date: 24-Jul-2018, Time: 23:04:20, ID: IPA, Description: IPA

	#	Name	ID	Area	%Rec	Area Out
1	1	13C4-PFBA	IPA			NO
2	2	13C5-PFHxA	IPA			NO
3	3	13C3-PFHxS	IPA			NO
4	4	13C8-PFOA	IPA			NO
5	5	13C9-PFNA	IPA			NO
6	6	13C4-PFOS	IPA			NO
7	7	13C6-PFDA	IPA			NO
8	8	13C7-PFUdA	IPA			NO

Name: 180724M1_13, Date: 24-Jul-2018, Time: 23:14:50, ID: ICV180724M1-1 PFC 537 ICV 18G1920, Description: PFC 537 ICV 18G1920

	#	Name	ID	Area	%Rec	Area Out
1	1	13C4-PFBA	ICV180724M1-1 PFC 537 ICV 18G1920	4.82e3	86.7	NO
2	2	13C5-PFHxA	ICV180724M1-1 PFC 537 ICV 18G1920	5.45e3	91.8	NO
3	3	13C3-PFHxS	ICV180724M1-1 PFC 537 ICV 18G1920	1.21e3	78.0	NO
4	4	13C8-PFOA	ICV180724M1-1 PFC 537 ICV 18G1920	6.39e3	88.8	NO
5	5	13C9-PFNA	ICV180724M1-1 PFC 537 ICV 18G1920	7.37e3	88.0	NO
6	6	13C4-PFOS	ICV180724M1-1 PFC 537 ICV 18G1920	1.55e3	88.9	NO
7	7	13C6-PFDA	ICV180724M1-1 PFC 537 ICV 18G1920	8.51e3	81.2	NO
8	8	13C7-PFUdA	ICV180724M1-1 PFC 537 ICV 18G1920	1.21e4	83.8	NO

Name: 180724M1_14, Date: 24-Jul-2018, Time: 23:25:14, ID: IPA, Description: IPA

	#	Name	ID	Area	%Rec	Area Out
1	1	13C4-PFBA	IPA			NO
2	2	13C5-PFHxA	IPA			NO
3	3	13C3-PFHxS	IPA			NO
4	4	13C8-PFOA	IPA			NO
5	5	13C9-PFNA	IPA			NO
6	6	13C4-PFOS	IPA			NO
7	7	13C6-PFDA	IPA			NO
8	8	13C7-PFUdA	IPA			NO

Dataset: Untitled

Last Altered: Wednesday, July 25, 2018 11:38:10 Pacific Daylight Time
Printed: Wednesday, July 25, 2018 11:39:11 Pacific Daylight Time

Name: 180724M1_15, Date: 24-Jul-2018, Time: 23:35:44, ID: B8G0047-BLK1 Method Blank 1, Description: Method Blank

	#	Name	ID	Area	%Rec	Area Out
1	1	13C4-PFBA	B8G0047-BLK1 Method Blank 1	2.49e3	44.8	YES
2	2	13C5-PFHxA	B8G0047-BLK1 Method Blank 1	2.92e3	49.2	YES
3	3	13C3-PFHxS	B8G0047-BLK1 Method Blank 1	9.53e2	61.2	NO
4	4	13C8-PFOA	B8G0047-BLK1 Method Blank 1	3.80e3	52.8	NO
5	5	13C9-PFNA	B8G0047-BLK1 Method Blank 1	4.84e3	57.8	NO
6	6	13C4-PFOS	B8G0047-BLK1 Method Blank 1	1.09e3	62.2	NO
7	7	13C6-PFDA	B8G0047-BLK1 Method Blank 1	5.63e3	53.7	NO
8	8	13C7-PFUdA	B8G0047-BLK1 Method Blank 1	8.31e3	57.7	NO

Name: 180724M1_16, Date: 24-Jul-2018, Time: 23:46:09, ID: B8G0047-MS1 Matrix Spike 1.01, Description: Matrix Spike

	#	Name	ID	Area	%Rec	Area Out
1	1	13C4-PFBA	B8G0047-MS1 Matrix Spike 1.01	2.37e3	42.5	YES
2	2	13C5-PFHxA	B8G0047-MS1 Matrix Spike 1.01	2.56e3	43.0	YES
3	3	13C3-PFHxS	B8G0047-MS1 Matrix Spike 1.01	9.68e2	62.2	NO
4	4	13C8-PFOA	B8G0047-MS1 Matrix Spike 1.01	3.52e3	48.9	YES
5	5	13C9-PFNA	B8G0047-MS1 Matrix Spike 1.01	4.17e3	49.8	YES
6	6	13C4-PFOS	B8G0047-MS1 Matrix Spike 1.01	1.02e3	58.4	NO
7	7	13C6-PFDA	B8G0047-MS1 Matrix Spike 1.01	5.16e3	49.3	YES
8	8	13C7-PFUdA	B8G0047-MS1 Matrix Spike 1.01	7.05e3	49.0	YES

Name: 180724M1_17, Date: 24-Jul-2018, Time: 23:56:40, ID: B8G0047-MSD1 Matrix Spike Dup 1.03, Description: Matrix Spike Dup

	#	Name	ID	Area	%Rec	Area Out
1	1	13C4-PFBA	B8G0047-MSD1 Matrix Spike Dup 1.03	2.29e3	41.2	YES
2	2	13C5-PFHxA	B8G0047-MSD1 Matrix Spike Dup 1.03	2.69e3	45.2	YES
3	3	13C3-PFHxS	B8G0047-MSD1 Matrix Spike Dup 1.03	8.98e2	57.7	NO
4	4	13C8-PFOA	B8G0047-MSD1 Matrix Spike Dup 1.03	3.82e3	53.1	NO
5	5	13C9-PFNA	B8G0047-MSD1 Matrix Spike Dup 1.03	4.53e3	54.1	NO
6	6	13C4-PFOS	B8G0047-MSD1 Matrix Spike Dup 1.03	1.09e3	62.2	NO
7	7	13C6-PFDA	B8G0047-MSD1 Matrix Spike Dup 1.03	6.00e3	57.2	NO
8	8	13C7-PFUdA	B8G0047-MSD1 Matrix Spike Dup 1.03	7.94e3	55.2	NO

Name: 180724M1_18, Date: 25-Jul-2018, Time: 00:07:04, ID: 1801576-01 MCLPCD161 1.02, Description: MCLPCD161

	#	Name	ID	Area	%Rec	Area Out
1	1	13C4-PFBA	1801576-01 MCLPCD161 1.02	2.16e3	38.9	YES
2	2	13C5-PFHxA	1801576-01 MCLPCD161 1.02	2.61e3	44.0	YES
3	3	13C3-PFHxS	1801576-01 MCLPCD161 1.02	8.65e2	55.6	NO
4	4	13C8-PFOA	1801576-01 MCLPCD161 1.02	3.56e3	49.5	YES
5	5	13C9-PFNA	1801576-01 MCLPCD161 1.02	4.20e3	50.2	NO
6	6	13C4-PFOS	1801576-01 MCLPCD161 1.02	1.02e3	58.6	NO
7	7	13C6-PFDA	1801576-01 MCLPCD161 1.02	4.53e3	43.2	YES
8	8	13C7-PFUdA	1801576-01 MCLPCD161 1.02	7.44e3	51.7	NO

Dataset: Untitled

Last Altered: Wednesday, July 25, 2018 11:38:10 Pacific Daylight Time
Printed: Wednesday, July 25, 2018 11:39:11 Pacific Daylight Time

Name: 180724M1_19, Date: 25-Jul-2018, Time: 00:17:35, ID: 1801576-03 MCLPCD167 1.01, Description: MCLPCD167

	#	Name	ID	Area	%Rec	Area Out
1	1	13C4-PFBA	1801576-03 MCLPCD167 1.01	2.39e3	42.9	YES
2	2	13C5-PFHxA	1801576-03 MCLPCD167 1.01	2.67e3	45.0	YES
3	3	13C3-PFHxS	1801576-03 MCLPCD167 1.01	8.12e2	52.2	NO
4	4	13C8-PFOA	1801576-03 MCLPCD167 1.01	3.54e3	49.3	YES
5	5	13C9-PFNA	1801576-03 MCLPCD167 1.01	4.26e3	50.9	NO
6	6	13C4-PFOS	1801576-03 MCLPCD167 1.01	1.12e3	64.2	NO
7	7	13C6-PFDA	1801576-03 MCLPCD167 1.01	5.37e3	51.2	NO
8	8	13C7-PFUdA	1801576-03 MCLPCD167 1.01	7.38e3	51.2	NO

Name: 180724M1_20, Date: 25-Jul-2018, Time: 00:27:59, ID: 1801576-04 MCLPCD168 1.03, Description: MCLPCD168

	#	Name	ID	Area	%Rec	Area Out
1	1	13C4-PFBA	1801576-04 MCLPCD168 1.03	2.50e3	44.9	YES
2	2	13C5-PFHxA	1801576-04 MCLPCD168 1.03	2.78e3	46.8	YES
3	3	13C3-PFHxS	1801576-04 MCLPCD168 1.03	8.54e2	54.8	NO
4	4	13C8-PFOA	1801576-04 MCLPCD168 1.03	3.75e3	52.1	NO
5	5	13C9-PFNA	1801576-04 MCLPCD168 1.03	4.46e3	53.3	NO
6	6	13C4-PFOS	1801576-04 MCLPCD168 1.03	1.06e3	60.6	NO
7	7	13C6-PFDA	1801576-04 MCLPCD168 1.03	5.21e3	49.7	YES
8	8	13C7-PFUdA	1801576-04 MCLPCD168 1.03	7.30e3	50.7	NO

Name: 180724M1_21, Date: 25-Jul-2018, Time: 00:38:30, ID: 1801576-06 MCLPCB077 1.03, Description: MCLPCB077

	#	Name	ID	Area	%Rec	Area Out
1	1	13C4-PFBA	1801576-06 MCLPCB077 1.03	2.44e3	43.9	YES
2	2	13C5-PFHxA	1801576-06 MCLPCB077 1.03	2.83e3	47.6	YES
3	3	13C3-PFHxS	1801576-06 MCLPCB077 1.03	8.74e2	56.2	NO
4	4	13C8-PFOA	1801576-06 MCLPCB077 1.03	3.70e3	51.4	NO
5	5	13C9-PFNA	1801576-06 MCLPCB077 1.03	4.77e3	57.0	NO
6	6	13C4-PFOS	1801576-06 MCLPCB077 1.03	1.14e3	65.4	NO
7	7	13C6-PFDA	1801576-06 MCLPCB077 1.03	5.46e3	52.1	NO
8	8	13C7-PFUdA	1801576-06 MCLPCB077 1.03	7.85e3	54.5	NO

Name: 180724M1_22, Date: 25-Jul-2018, Time: 00:49:00, ID: 1801576-07 MCLPCB078 1.06, Description: MCLPCB078

	#	Name	ID	Area	%Rec	Area Out
1	1	13C4-PFBA	1801576-07 MCLPCB078 1.06	2.66e3	47.9	YES
2	2	13C5-PFHxA	1801576-07 MCLPCB078 1.06	3.23e3	54.4	NO
3	3	13C3-PFHxS	1801576-07 MCLPCB078 1.06	1.00e3	64.3	NO
4	4	13C8-PFOA	1801576-07 MCLPCB078 1.06	4.10e3	57.0	NO
5	5	13C9-PFNA	1801576-07 MCLPCB078 1.06	4.65e3	55.6	NO
6	6	13C4-PFOS	1801576-07 MCLPCB078 1.06	1.10e3	62.8	NO
7	7	13C6-PFDA	1801576-07 MCLPCB078 1.06	6.16e3	58.8	NO
8	8	13C7-PFUdA	1801576-07 MCLPCB078 1.06	8.45e3	58.7	NO

Dataset: Untitled

Last Altered: Wednesday, July 25, 2018 11:38:10 Pacific Daylight Time
Printed: Wednesday, July 25, 2018 11:39:11 Pacific Daylight Time

Name: 180724M1_23, Date: 25-Jul-2018, Time: 00:59:25, ID: 1801576-08 MCLPCB074 1.02, Description: MCLPCB074

	#	Name	ID	Area	%Rec	Area Out
1	1	13C4-PFBA	1801576-08 MCLPCB074 1.02	2.72e3	49.0	YES
2	2	13C5-PFHxA	1801576-08 MCLPCB074 1.02	3.15e3	53.1	NO
3	3	13C3-PFHxS	1801576-08 MCLPCB074 1.02	9.17e2	58.9	NO
4	4	13C8-PFOA	1801576-08 MCLPCB074 1.02	4.22e3	58.6	NO
5	5	13C9-PFNA	1801576-08 MCLPCB074 1.02	4.29e3	51.2	NO
6	6	13C4-PFOS	1801576-08 MCLPCB074 1.02	1.03e3	59.3	NO
7	7	13C6-PFDA	1801576-08 MCLPCB074 1.02	6.08e3	58.0	NO
8	8	13C7-PFUdA	1801576-08 MCLPCB074 1.02	8.64e3	60.0	NO

Name: 180724M1_24, Date: 25-Jul-2018, Time: 01:09:55, ID: 1801576-09 MCLPCB374 1.01, Description: MCLPCB374

	#	Name	ID	Area	%Rec	Area Out
1	1	13C4-PFBA	1801576-09 MCLPCB374 1.01	2.57e3	46.2	YES
2	2	13C5-PFHxA	1801576-09 MCLPCB374 1.01	2.85e3	48.0	YES
3	3	13C3-PFHxS	1801576-09 MCLPCB374 1.01	8.35e2	53.7	NO
4	4	13C8-PFOA	1801576-09 MCLPCB374 1.01	3.83e3	53.2	NO
5	5	13C9-PFNA	1801576-09 MCLPCB374 1.01	4.59e3	54.8	NO
6	6	13C4-PFOS	1801576-09 MCLPCB374 1.01	1.04e3	59.9	NO
7	7	13C6-PFDA	1801576-09 MCLPCB374 1.01	4.64e3	44.3	YES
8	8	13C7-PFUdA	1801576-09 MCLPCB374 1.01	7.85e3	54.5	NO

Name: 180724M1_25, Date: 25-Jul-2018, Time: 01:20:25, ID: 1801576-10 MCLPCB075 1.05, Description: MCLPCB075

	#	Name	ID	Area	%Rec	Area Out
1	1	13C4-PFBA	1801576-10 MCLPCB075 1.05	2.71e3	48.7	YES
2	2	13C5-PFHxA	1801576-10 MCLPCB075 1.05	3.13e3	52.7	NO
3	3	13C3-PFHxS	1801576-10 MCLPCB075 1.05	8.92e2	57.3	NO
4	4	13C8-PFOA	1801576-10 MCLPCB075 1.05	4.04e3	56.1	NO
5	5	13C9-PFNA	1801576-10 MCLPCB075 1.05	4.91e3	58.6	NO
6	6	13C4-PFOS	1801576-10 MCLPCB075 1.05	1.11e3	63.8	NO
7	7	13C6-PFDA	1801576-10 MCLPCB075 1.05	5.76e3	54.9	NO
8	8	13C7-PFUdA	1801576-10 MCLPCB075 1.05	7.85e3	54.5	NO

Name: 180724M1_26, Date: 25-Jul-2018, Time: 01:30:49, ID: 1801576-11 MCLP18112 1, Description: MCLP18112

	#	Name	ID	Area	%Rec	Area Out
1	1	13C4-PFBA	1801576-11 MCLP18112 1	2.54e3	45.7	YES
2	2	13C5-PFHxA	1801576-11 MCLP18112 1	2.96e3	49.8	YES
3	3	13C3-PFHxS	1801576-11 MCLP18112 1	8.44e2	54.2	NO
4	4	13C8-PFOA	1801576-11 MCLP18112 1	4.23e3	58.8	NO
5	5	13C9-PFNA	1801576-11 MCLP18112 1	4.21e3	50.3	NO
6	6	13C4-PFOS	1801576-11 MCLP18112 1	9.29e2	53.3	NO
7	7	13C6-PFDA	1801576-11 MCLP18112 1	5.34e3	50.9	NO
8	8	13C7-PFUdA	1801576-11 MCLP18112 1	7.26e3	50.4	NO

Dataset: Untitled

Last Altered: Wednesday, July 25, 2018 11:38:10 Pacific Daylight Time
Printed: Wednesday, July 25, 2018 11:39:11 Pacific Daylight Time

Name: 180724M1_27, Date: 25-Jul-2018, Time: 01:41:20, ID: 1801576-12 MCLPCB073 1.03, Description: MCLPCB073

	#	Name	ID	Area	%Rec	Area Out
1	1	13C4-PFBA	1801576-12 MCLPCB073 1.03	3.08e3	55.4	NO
2	2	13C5-PFHxA	1801576-12 MCLPCB073 1.03	3.38e3	56.9	NO
3	3	13C3-PFHxS	1801576-12 MCLPCB073 1.03	8.21e2	52.8	NO
4	4	13C8-PFOA	1801576-12 MCLPCB073 1.03	4.22e3	58.6	NO
5	5	13C9-PFNA	1801576-12 MCLPCB073 1.03	5.07e3	60.5	NO
6	6	13C4-PFOS	1801576-12 MCLPCB073 1.03	1.04e3	59.9	NO
7	7	13C6-PFDA	1801576-12 MCLPCB073 1.03	5.52e3	52.7	NO
8	8	13C7-PFUdA	1801576-12 MCLPCB073 1.03	8.00e3	55.6	NO

Name: 180724M1_28, Date: 25-Jul-2018, Time: 01:51:50, ID: IPA, Description: IPA

	#	Name	ID	Area	%Rec	Area Out
1	1	13C4-PFBA	IPA			NO
2	2	13C5-PFHxA	IPA			NO
3	3	13C3-PFHxS	IPA			NO
4	4	13C8-PFOA	IPA			NO
5	5	13C9-PFNA	IPA			NO
6	6	13C4-PFOS	IPA			NO
7	7	13C6-PFDA	IPA			NO
8	8	13C7-PFUdA	IPA			NO

Name: 180724M1_29, Date: 25-Jul-2018, Time: 02:02:15, ID: ST180724M1-11 PFC CS3 18G1915, Description: PFC CS3 18G1915

	#	Name	ID	Area	%Rec	Area Out
1	1	13C4-PFBA	ST180724M1-11 PFC CS3 18G1915	5.35e3	96.2	NO
2	2	13C5-PFHxA	ST180724M1-11 PFC CS3 18G1915	5.86e3	98.7	NO
3	3	13C3-PFHxS	ST180724M1-11 PFC CS3 18G1915	1.49e3	95.6	NO
4	4	13C8-PFOA	ST180724M1-11 PFC CS3 18G1915	7.39e3	102.7	NO
5	5	13C9-PFNA	ST180724M1-11 PFC CS3 18G1915	7.73e3	92.3	NO
6	6	13C4-PFOS	ST180724M1-11 PFC CS3 18G1915	1.91e3	109.4	NO
7	7	13C6-PFDA	ST180724M1-11 PFC CS3 18G1915	8.92e3	85.1	NO
8	8	13C7-PFUdA	ST180724M1-11 PFC CS3 18G1915	1.32e4	91.7	NO

Name: 180724M1_30, Date: 25-Jul-2018, Time: 02:12:45, ID: 1801492-04 EB04-180625SFK 0.25943, Description: EB04-180625SFK

	#	Name	ID	Area	%Rec	Area Out
1	1	13C4-PFBA	1801492-04 EB04-180625SFK 0.25943	4.71e3	84.8	NO
2	2	13C5-PFHxA	1801492-04 EB04-180625SFK 0.25943	5.69e3	95.8	NO
3	3	13C3-PFHxS	1801492-04 EB04-180625SFK 0.25943	1.56e3	100.2	NO
4	4	13C8-PFOA	1801492-04 EB04-180625SFK 0.25943	7.01e3	97.4	NO
5	5	13C9-PFNA	1801492-04 EB04-180625SFK 0.25943	7.99e3	95.5	NO
6	6	13C4-PFOS	1801492-04 EB04-180625SFK 0.25943	2.02e3	116.0	NO
7	7	13C6-PFDA	1801492-04 EB04-180625SFK 0.25943	7.76e3	74.1	NO
8	8	13C7-PFUdA	1801492-04 EB04-180625SFK 0.25943	1.09e4	75.6	NO

Dataset: Untitled

Last Altered: Wednesday, July 25, 2018 11:38:10 Pacific Daylight Time
Printed: Wednesday, July 25, 2018 11:39:11 Pacific Daylight Time

Name: 180724M1_31, Date: 25-Jul-2018, Time: 02:23:10, ID: 1801492-05 EB05-180625SFK 0.25452, Description: EB05-180625SFK

	#	Name	ID	Area	%Rec	Area Out
1	1	13C4-PFBA	1801492-05 EB05-180625SFK 0.25452	3.72e3	67.0	NO
2	2	13C5-PFHxA	1801492-05 EB05-180625SFK 0.25452	4.13e3	69.6	NO
3	3	13C3-PFHxS	1801492-05 EB05-180625SFK 0.25452	1.29e3	83.2	NO
4	4	13C8-PFOA	1801492-05 EB05-180625SFK 0.25452	5.19e3	72.1	NO
5	5	13C9-PFNA	1801492-05 EB05-180625SFK 0.25452	6.06e3	72.4	NO
6	6	13C4-PFOS	1801492-05 EB05-180625SFK 0.25452	1.55e3	89.1	NO
7	7	13C6-PFDA	1801492-05 EB05-180625SFK 0.25452	6.84e3	65.2	NO
8	8	13C7-PFUdA	1801492-05 EB05-180625SFK 0.25452	1.16e4	80.3	NO

Name: 180724M1_32, Date: 25-Jul-2018, Time: 02:33:41, ID: 1801492-06 EB06-180625SFK 0.25873, Description: EB06-180625SFK

	#	Name	ID	Area	%Rec	Area Out
1	1	13C4-PFBA	1801492-06 EB06-180625SFK 0.25873	4.28e3	76.9	NO
2	2	13C5-PFHxA	1801492-06 EB06-180625SFK 0.25873	4.91e3	82.7	NO
3	3	13C3-PFHxS	1801492-06 EB06-180625SFK 0.25873	1.46e3	94.1	NO
4	4	13C8-PFOA	1801492-06 EB06-180625SFK 0.25873	6.09e3	84.6	NO
5	5	13C9-PFNA	1801492-06 EB06-180625SFK 0.25873	6.73e3	80.4	NO
6	6	13C4-PFOS	1801492-06 EB06-180625SFK 0.25873	1.79e3	102.4	NO
7	7	13C6-PFDA	1801492-06 EB06-180625SFK 0.25873	8.17e3	78.0	NO
8	8	13C7-PFUdA	1801492-06 EB06-180625SFK 0.25873	1.22e4	84.7	NO

Name: 180724M1_33, Date: 25-Jul-2018, Time: 02:44:12, ID: 1801492-07 EB07-180626SFK 0.25914, Description: EB07-180626SFK

	#	Name	ID	Area	%Rec	Area Out
1	1	13C4-PFBA	1801492-07 EB07-180626SFK 0.25914	4.45e3	79.9	NO
2	2	13C5-PFHxA	1801492-07 EB07-180626SFK 0.25914	5.00e3	84.1	NO
3	3	13C3-PFHxS	1801492-07 EB07-180626SFK 0.25914	1.31e3	84.2	NO
4	4	13C8-PFOA	1801492-07 EB07-180626SFK 0.25914	6.46e3	89.8	NO
5	5	13C9-PFNA	1801492-07 EB07-180626SFK 0.25914	7.75e3	92.6	NO
6	6	13C4-PFOS	1801492-07 EB07-180626SFK 0.25914	1.53e3	87.8	NO
7	7	13C6-PFDA	1801492-07 EB07-180626SFK 0.25914	9.65e3	92.1	NO
8	8	13C7-PFUdA	1801492-07 EB07-180626SFK 0.25914	1.20e4	83.4	NO

Name: 180724M1_34, Date: 25-Jul-2018, Time: 02:54:36, ID: 1801492-08 EB08-180626SFK 0.25674, Description: EB08-180626SFK

	#	Name	ID	Area	%Rec	Area Out
1	1	13C4-PFBA	1801492-08 EB08-180626SFK 0.25674	4.06e3	72.9	NO
2	2	13C5-PFHxA	1801492-08 EB08-180626SFK 0.25674	4.63e3	78.0	NO
3	3	13C3-PFHxS	1801492-08 EB08-180626SFK 0.25674	1.19e3	76.7	NO
4	4	13C8-PFOA	1801492-08 EB08-180626SFK 0.25674	6.05e3	84.1	NO
5	5	13C9-PFNA	1801492-08 EB08-180626SFK 0.25674	6.51e3	77.8	NO
6	6	13C4-PFOS	1801492-08 EB08-180626SFK 0.25674	1.70e3	97.2	NO
7	7	13C6-PFDA	1801492-08 EB08-180626SFK 0.25674	7.49e3	71.4	NO
8	8	13C7-PFUdA	1801492-08 EB08-180626SFK 0.25674	1.06e4	73.5	NO

Dataset: Untitled

Last Altered: Wednesday, July 25, 2018 11:38:10 Pacific Daylight Time
Printed: Wednesday, July 25, 2018 11:39:11 Pacific Daylight Time

Name: 180724M1_35, Date: 25-Jul-2018, Time: 03:05:07, ID: B8F0242-BS1 OPR 1, Description: OPR

	# Name	ID	Area	%Rec	Area Out
1	1 13C4-PFBA	B8F0242-BS1 OPR 1	4.28e3	77.0	NO
2	2 13C5-PFHxA	B8F0242-BS1 OPR 1	5.06e3	85.3	NO
3	3 13C3-PFHxS	B8F0242-BS1 OPR 1	1.37e3	88.1	NO
4	4 13C8-PFOA	B8F0242-BS1 OPR 1	6.81e3	94.7	NO
5	5 13C9-PFNA	B8F0242-BS1 OPR 1	7.07e3	84.5	NO
6	6 13C4-PFOS	B8F0242-BS1 OPR 1	1.63e3	93.6	NO
7	7 13C6-PFDA	B8F0242-BS1 OPR 1	8.22e3	78.4	NO
8	8 13C7-PFUdA	B8F0242-BS1 OPR 1	1.24e4	86.4	NO

Name: 180724M1_36, Date: 25-Jul-2018, Time: 03:15:31, ID: B8F0242-BLK1 Method Blank 1, Description: Method Blank

	# Name	ID	Area	%Rec	Area Out
1	1 13C4-PFBA	B8F0242-BLK1 Method Blank 1	3.52e3	63.2	NO
2	2 13C5-PFHxA	B8F0242-BLK1 Method Blank 1	4.15e3	69.9	NO
3	3 13C3-PFHxS	B8F0242-BLK1 Method Blank 1	1.13e3	72.3	NO
4	4 13C8-PFOA	B8F0242-BLK1 Method Blank 1	5.52e3	76.7	NO
5	5 13C9-PFNA	B8F0242-BLK1 Method Blank 1	6.03e3	72.0	NO
6	6 13C4-PFOS	B8F0242-BLK1 Method Blank 1	1.42e3	81.3	NO
7	7 13C6-PFDA	B8F0242-BLK1 Method Blank 1	6.42e3	61.2	NO
8	8 13C7-PFUdA	B8F0242-BLK1 Method Blank 1	9.77e3	67.9	NO

Name: 180724M1_37, Date: 25-Jul-2018, Time: 03:26:01, ID: 1801420-01 HS-SB-106-(14-15)-EPA 1.18, Description: HS-SB-106-(14-15)-EPA

	# Name	ID	Area	%Rec	Area Out
1	1 13C4-PFBA	1801420-01 HS-SB-106-(14-15)-EPA 1.18	4.08e3	73.4	NO
2	2 13C5-PFHxA	1801420-01 HS-SB-106-(14-15)-EPA 1.18	4.64e3	78.1	NO
3	3 13C3-PFHxS	1801420-01 HS-SB-106-(14-15)-EPA 1.18	1.24e3	79.6	NO
4	4 13C8-PFOA	1801420-01 HS-SB-106-(14-15)-EPA 1.18	5.59e3	77.8	NO
5	5 13C9-PFNA	1801420-01 HS-SB-106-(14-15)-EPA 1.18	6.13e3	73.2	NO
6	6 13C4-PFOS	1801420-01 HS-SB-106-(14-15)-EPA 1.18	1.30e3	74.7	NO
7	7 13C6-PFDA	1801420-01 HS-SB-106-(14-15)-EPA 1.18	7.21e3	68.8	NO
8	8 13C7-PFUdA	1801420-01 HS-SB-106-(14-15)-EPA 1.18	9.87e3	68.5	NO

Name: 180724M1_38, Date: 25-Jul-2018, Time: 03:36:32, ID: 1801481-01 HA-105 (2') 1.18, Description: HA-105 (2')

	# Name	ID	Area	%Rec	Area Out
1	1 13C4-PFBA	1801481-01 HA-105 (2') 1.18	3.57e3	64.1	NO
2	2 13C5-PFHxA	1801481-01 HA-105 (2') 1.18	4.07e3	68.5	NO
3	3 13C3-PFHxS	1801481-01 HA-105 (2') 1.18	1.10e3	70.4	NO
4	4 13C8-PFOA	1801481-01 HA-105 (2') 1.18	4.98e3	69.2	NO
5	5 13C9-PFNA	1801481-01 HA-105 (2') 1.18	5.33e3	63.7	NO
6	6 13C4-PFOS	1801481-01 HA-105 (2') 1.18	1.25e3	71.7	NO
7	7 13C6-PFDA	1801481-01 HA-105 (2') 1.18	6.35e3	60.6	NO
8	8 13C7-PFUdA	1801481-01 HA-105 (2') 1.18	9.07e3	63.0	NO

Dataset: Untitled

Last Altered: Wednesday, July 25, 2018 11:38:10 Pacific Daylight Time
Printed: Wednesday, July 25, 2018 11:39:11 Pacific Daylight Time

Name: 180724M1_39, Date: 25-Jul-2018, Time: 03:46:57, ID: 1801481-02 HA-106 (2') 1.11, Description: HA-106 (2')

	# Name	ID	Area	%Rec	Area Out
1	1 13C4-PFBA	1801481-02 HA-106 (2') 1.11	4.01e3	72.0	NO
2	2 13C5-PFHxA	1801481-02 HA-106 (2') 1.11	4.65e3	78.2	NO
3	3 13C3-PFHxS	1801481-02 HA-106 (2') 1.11	1.33e3	85.3	NO
4	4 13C8-PFOA	1801481-02 HA-106 (2') 1.11	5.93e3	82.5	NO
5	5 13C9-PFNA	1801481-02 HA-106 (2') 1.11	6.60e3	78.8	NO
6	6 13C4-PFOS	1801481-02 HA-106 (2') 1.11	1.57e3	90.1	NO
7	7 13C6-PFDA	1801481-02 HA-106 (2') 1.11	7.10e3	67.7	NO
8	8 13C7-PFUdA	1801481-02 HA-106 (2') 1.11	1.08e4	74.8	NO

Name: 180724M1_40, Date: 25-Jul-2018, Time: 03:57:27, ID: 1801508-01 S91198.01 3.07, Description: S91198.01

	# Name	ID	Area	%Rec	Area Out
1	1 13C4-PFBA	1801508-01 S91198.01 3.07	4.29e3	77.2	NO
2	2 13C5-PFHxA	1801508-01 S91198.01 3.07	4.99e3	83.9	NO
3	3 13C3-PFHxS	1801508-01 S91198.01 3.07	1.24e3	79.6	NO
4	4 13C8-PFOA	1801508-01 S91198.01 3.07	5.93e3	82.4	NO
5	5 13C9-PFNA	1801508-01 S91198.01 3.07	6.85e3	81.8	NO
6	6 13C4-PFOS	1801508-01 S91198.01 3.07	1.53e3	87.8	NO
7	7 13C6-PFDA	1801508-01 S91198.01 3.07	7.65e3	73.0	NO
8	8 13C7-PFUdA	1801508-01 S91198.01 3.07	1.09e4	75.7	NO

Name: 180724M1_41, Date: 25-Jul-2018, Time: 04:07:51, ID: 1801810-10 WI-AF-EXC1B-0718 0.11717, Description: WI-AF-EXC1B-0718

	# Name	ID	Area	%Rec	Area Out
1	1 13C4-PFBA	1801810-10 WI-AF-EXC1B-0718 0.11717	3.00e3	53.9	NO
2	2 13C5-PFHxA	1801810-10 WI-AF-EXC1B-0718 0.11717	3.18e3	53.5	NO
3	3 13C3-PFHxS	1801810-10 WI-AF-EXC1B-0718 0.11717	9.18e2	59.0	NO
4	4 13C8-PFOA	1801810-10 WI-AF-EXC1B-0718 0.11717	3.98e3	55.3	NO
5	5 13C9-PFNA	1801810-10 WI-AF-EXC1B-0718 0.11717	4.36e3	52.1	NO
6	6 13C4-PFOS	1801810-10 WI-AF-EXC1B-0718 0.11717	1.13e3	64.9	NO
7	7 13C6-PFDA	1801810-10 WI-AF-EXC1B-0718 0.11717	4.90e3	46.7	YES
8	8 13C7-PFUdA	1801810-10 WI-AF-EXC1B-0718 0.11717	7.61e3	52.8	NO

Name: 180724M1_42, Date: 25-Jul-2018, Time: 04:18:22, ID: IPA, Description: IPA

	# Name	ID	Area	%Rec	Area Out
1	1 13C4-PFBA	IPA			NO
2	2 13C5-PFHxA	IPA			NO
3	3 13C3-PFHxS	IPA			NO
4	4 13C8-PFOA	IPA			NO
5	5 13C9-PFNA	IPA			NO
6	6 13C4-PFOS	IPA			NO
7	7 13C6-PFDA	IPA			NO
8	8 13C7-PFUdA	IPA			NO

Dataset: Untitled

Last Altered: Wednesday, July 25, 2018 11:38:10 Pacific Daylight Time
Printed: Wednesday, July 25, 2018 11:39:11 Pacific Daylight Time

Name: 180724M1_43, Date: 25-Jul-2018, Time: 04:28:46, ID: ST180724M1-12 PFC CS3 18G1915, Description: PFC CS3 18G1915

	#	Name	ID	Area	%Rec	Area Out
1	1	13C4-PFBA	ST180724M1-12 PFC CS3 18G1915	5.49e3	98.7	NO
2	2	13C5-PFHxA	ST180724M1-12 PFC CS3 18G1915	6.01e3	101.1	NO
3	3	13C3-PFHxS	ST180724M1-12 PFC CS3 18G1915	1.42e3	91.0	NO
4	4	13C8-PFOA	ST180724M1-12 PFC CS3 18G1915	6.98e3	97.0	NO
5	5	13C9-PFNA	ST180724M1-12 PFC CS3 18G1915	7.80e3	93.1	NO
6	6	13C4-PFOS	ST180724M1-12 PFC CS3 18G1915	1.62e3	92.8	NO
7	7	13C6-PFDA	ST180724M1-12 PFC CS3 18G1915	8.61e3	82.1	NO
8	8	13C7-PFUdA	ST180724M1-12 PFC CS3 18G1915	1.30e4	90.6	NO

Name: 180724M1_44, Date: 25-Jul-2018, Time: 04:39:16, ID: B8G0120-BS1 OPR 0.25, Description: OPR

	#	Name	ID	Area	%Rec	Area Out
1	1	13C4-PFBA	B8G0120-BS1 OPR 0.25	4.93e3	88.7	NO
2	2	13C5-PFHxA	B8G0120-BS1 OPR 0.25	5.10e3	85.9	NO
3	3	13C3-PFHxS	B8G0120-BS1 OPR 0.25	1.41e3	90.8	NO
4	4	13C8-PFOA	B8G0120-BS1 OPR 0.25	6.61e3	91.9	NO
5	5	13C9-PFNA	B8G0120-BS1 OPR 0.25	7.09e3	84.7	NO
6	6	13C4-PFOS	B8G0120-BS1 OPR 0.25	1.76e3	100.7	NO
7	7	13C6-PFDA	B8G0120-BS1 OPR 0.25	8.38e3	80.0	NO
8	8	13C7-PFUdA	B8G0120-BS1 OPR 0.25	1.26e4	87.4	NO

Name: 180724M1_45, Date: 25-Jul-2018, Time: 04:49:41, ID: 1801453-09RE1 FB_TRPARK_PUB_WELL2_062118 0.25028, Description: FB_TRPARK_PUB_WELL2_062118

	#	Name	ID	Area	%Rec	Area Out
1	1	13C4-PFBA	1801453-09RE1 FB_TRPARK_PUB_W...	4.39e3	78.9	NO
2	2	13C5-PFHxA	1801453-09RE1 FB_TRPARK_PUB_W...	5.08e3	85.5	NO
3	3	13C3-PFHxS	1801453-09RE1 FB_TRPARK_PUB_W...	1.41e3	90.5	NO
4	4	13C8-PFOA	1801453-09RE1 FB_TRPARK_PUB_W...	5.52e3	76.8	NO
5	5	13C9-PFNA	1801453-09RE1 FB_TRPARK_PUB_W...	7.09e3	84.7	NO
6	6	13C4-PFOS	1801453-09RE1 FB_TRPARK_PUB_W...	1.82e3	104.4	NO
7	7	13C6-PFDA	1801453-09RE1 FB_TRPARK_PUB_W...	8.24e3	78.7	NO
8	8	13C7-PFUdA	1801453-09RE1 FB_TRPARK_PUB_W...	1.18e4	82.2	NO

Name: 180724M1_46, Date: 25-Jul-2018, Time: 05:00:11, ID: 1801453-10RE1 TRPARK_PUB_WELL1_062118 0.1199, Description: TRPARK_PUB_WELL1_062118

	#	Name	ID	Area	%Rec	Area Out
1	1	13C4-PFBA	1801453-10RE1 TRPARK_PUB_WELL...	4.35e3	78.3	NO
2	2	13C5-PFHxA	1801453-10RE1 TRPARK_PUB_WELL...	4.52e3	76.1	NO
3	3	13C3-PFHxS	1801453-10RE1 TRPARK_PUB_WELL...	1.32e3	84.8	NO
4	4	13C8-PFOA	1801453-10RE1 TRPARK_PUB_WELL...	5.69e3	79.1	NO
5	5	13C9-PFNA	1801453-10RE1 TRPARK_PUB_WELL...	6.01e3	71.7	NO
6	6	13C4-PFOS	1801453-10RE1 TRPARK_PUB_WELL...	1.41e3	81.1	NO
7	7	13C6-PFDA	1801453-10RE1 TRPARK_PUB_WELL...	7.31e3	69.7	NO
8	8	13C7-PFUdA	1801453-10RE1 TRPARK_PUB_WELL...	1.12e4	78.0	NO

Dataset: Untitled

Last Altered: Wednesday, July 25, 2018 11:38:10 Pacific Daylight Time
Printed: Wednesday, July 25, 2018 11:39:11 Pacific Daylight Time

Name: 180724M1_47, Date: 25-Jul-2018, Time: 05:10:42, ID: 1801453-11RE1 TRPARK_PUB_WELL2_062118 0.11759, Description: TRPARK_PUB_WELL2_062118

	# Name	ID	Area	%Rec	Area Out
1	1 13C4-PFBA	1801453-11RE1 TRPARK_PUB_WELL...	4.25e3	76.5	NO
2	2 13C5-PFHxA	1801453-11RE1 TRPARK_PUB_WELL...	4.82e3	81.2	NO
3	3 13C3-PFHxS	1801453-11RE1 TRPARK_PUB_WELL...	1.34e3	86.0	NO
4	4 13C8-PFOA	1801453-11RE1 TRPARK_PUB_WELL...	5.63e3	78.3	NO
5	5 13C9-PFNA	1801453-11RE1 TRPARK_PUB_WELL...	6.37e3	76.1	NO
6	6 13C4-PFOS	1801453-11RE1 TRPARK_PUB_WELL...	1.49e3	85.5	NO
7	7 13C6-PFDA	1801453-11RE1 TRPARK_PUB_WELL...	7.00e3	66.8	NO
8	8 13C7-PFUdA	1801453-11RE1 TRPARK_PUB_WELL...	1.11e4	76.8	NO

Name: 180724M1_48, Date: 25-Jul-2018, Time: 05:21:07, ID: B8G0034-BS1 OPR 0.125, Description: OPR

	# Name	ID	Area	%Rec	Area Out
1	1 13C4-PFBA	B8G0034-BS1 OPR 0.125	3.88e3	69.9	NO
2	2 13C5-PFHxA	B8G0034-BS1 OPR 0.125	4.53e3	76.3	NO
3	3 13C3-PFHxS	B8G0034-BS1 OPR 0.125	1.10e3	70.8	NO
4	4 13C8-PFOA	B8G0034-BS1 OPR 0.125	5.17e3	71.9	NO
5	5 13C9-PFNA	B8G0034-BS1 OPR 0.125	5.99e3	71.6	NO
6	6 13C4-PFOS	B8G0034-BS1 OPR 0.125	1.36e3	77.7	NO
7	7 13C6-PFDA	B8G0034-BS1 OPR 0.125	6.76e3	64.6	NO
8	8 13C7-PFUdA	B8G0034-BS1 OPR 0.125	9.91e3	68.9	NO

Name: 180724M1_49, Date: 25-Jul-2018, Time: 05:31:37, ID: B8G0034-BLK1 Method Blank 0.125, Description: Method Blank

	# Name	ID	Area	%Rec	Area Out
1	1 13C4-PFBA	B8G0034-BLK1 Method Blank 0.125	3.89e3	69.9	NO
2	2 13C5-PFHxA	B8G0034-BLK1 Method Blank 0.125	4.19e3	70.5	NO
3	3 13C3-PFHxS	B8G0034-BLK1 Method Blank 0.125	1.11e3	71.1	NO
4	4 13C8-PFOA	B8G0034-BLK1 Method Blank 0.125	4.77e3	66.3	NO
5	5 13C9-PFNA	B8G0034-BLK1 Method Blank 0.125	5.69e3	68.0	NO
6	6 13C4-PFOS	B8G0034-BLK1 Method Blank 0.125	1.29e3	73.7	NO
7	7 13C6-PFDA	B8G0034-BLK1 Method Blank 0.125	6.56e3	62.6	NO
8	8 13C7-PFUdA	B8G0034-BLK1 Method Blank 0.125	9.64e3	67.0	NO

Name: 180724M1_50, Date: 25-Jul-2018, Time: 05:42:02, ID: 1801496-01 MW-6 0.11944, Description: MW-6

	# Name	ID	Area	%Rec	Area Out
1	1 13C4-PFBA	1801496-01 MW-6 0.11944	3.64e3	65.5	NO
2	2 13C5-PFHxA	1801496-01 MW-6 0.11944	4.41e3	74.3	NO
3	3 13C3-PFHxS	1801496-01 MW-6 0.11944	1.19e3	76.7	NO
4	4 13C8-PFOA	1801496-01 MW-6 0.11944	5.10e3	70.9	NO
5	5 13C9-PFNA	1801496-01 MW-6 0.11944	5.54e3	66.2	NO
6	6 13C4-PFOS	1801496-01 MW-6 0.11944	1.47e3	84.3	NO
7	7 13C6-PFDA	1801496-01 MW-6 0.11944	7.12e3	67.9	NO
8	8 13C7-PFUdA	1801496-01 MW-6 0.11944	1.00e4	69.8	NO

Dataset: Untitled

Last Altered: Wednesday, July 25, 2018 11:38:10 Pacific Daylight Time
Printed: Wednesday, July 25, 2018 11:39:11 Pacific Daylight Time

Name: 180724M1_51, Date: 25-Jul-2018, Time: 05:52:33, ID: 1801496-02 MW-7 0.11891, Description: MW-7

	#	Name	ID	Area	%Rec	Area Out
1	1	13C4-PFBA	1801496-02 MW-7 0.11891	3.63e3	65.3	NO
2	2	13C5-PFHxA	1801496-02 MW-7 0.11891	4.22e3	71.0	NO
3	3	13C3-PFHxS	1801496-02 MW-7 0.11891	1.03e3	66.1	NO
4	4	13C8-PFOA	1801496-02 MW-7 0.11891	5.10e3	70.9	NO
5	5	13C9-PFNA	1801496-02 MW-7 0.11891	5.68e3	67.9	NO
6	6	13C4-PFOS	1801496-02 MW-7 0.11891	1.45e3	83.3	NO
7	7	13C6-PFDA	1801496-02 MW-7 0.11891	6.10e3	58.2	NO
8	8	13C7-PFUdA	1801496-02 MW-7 0.11891	9.24e3	64.2	NO

Name: 180724M1_52, Date: 25-Jul-2018, Time: 06:03:03, ID: B8F0245-BS1 OPR 0.25, Description: OPR

	#	Name	ID	Area	%Rec	Area Out
1	1	13C4-PFBA	B8F0245-BS1 OPR 0.25	4.25e3	76.4	NO
2	2	13C5-PFHxA	B8F0245-BS1 OPR 0.25	5.17e3	87.1	NO
3	3	13C3-PFHxS	B8F0245-BS1 OPR 0.25	1.51e3	97.0	NO
4	4	13C8-PFOA	B8F0245-BS1 OPR 0.25	6.14e3	85.3	NO
5	5	13C9-PFNA	B8F0245-BS1 OPR 0.25	7.41e3	88.5	NO
6	6	13C4-PFOS	B8F0245-BS1 OPR 0.25	1.69e3	97.1	NO
7	7	13C6-PFDA	B8F0245-BS1 OPR 0.25	9.04e3	86.3	NO
8	8	13C7-PFUdA	B8F0245-BS1 OPR 0.25	1.18e4	81.9	NO

Name: 180724M1_53, Date: 25-Jul-2018, Time: 06:13:28, ID: B8F0245-BSD1 LCSD 0.25, Description: LCSD

	#	Name	ID	Area	%Rec	Area Out
1	1	13C4-PFBA	B8F0245-BSD1 LCSD 0.25	4.93e3	88.6	NO
2	2	13C5-PFHxA	B8F0245-BSD1 LCSD 0.25	5.44e3	91.6	NO
3	3	13C3-PFHxS	B8F0245-BSD1 LCSD 0.25	1.62e3	104.2	NO
4	4	13C8-PFOA	B8F0245-BSD1 LCSD 0.25	7.16e3	99.5	NO
5	5	13C9-PFNA	B8F0245-BSD1 LCSD 0.25	7.52e3	89.7	NO
6	6	13C4-PFOS	B8F0245-BSD1 LCSD 0.25	1.91e3	109.6	NO
7	7	13C6-PFDA	B8F0245-BSD1 LCSD 0.25	9.27e3	88.4	NO
8	8	13C7-PFUdA	B8F0245-BSD1 LCSD 0.25	1.35e4	93.5	NO

Name: 180724M1_54, Date: 25-Jul-2018, Time: 06:23:58, ID: B8F0245-BLK1 Method Blank 0.25, Description: Method Blank

	#	Name	ID	Area	%Rec	Area Out
1	1	13C4-PFBA	B8F0245-BLK1 Method Blank 0.25	4.34e3	78.1	NO
2	2	13C5-PFHxA	B8F0245-BLK1 Method Blank 0.25	4.99e3	84.0	NO
3	3	13C3-PFHxS	B8F0245-BLK1 Method Blank 0.25	1.20e3	77.1	NO
4	4	13C8-PFOA	B8F0245-BLK1 Method Blank 0.25	5.93e3	82.4	NO
5	5	13C9-PFNA	B8F0245-BLK1 Method Blank 0.25	7.29e3	87.0	NO
6	6	13C4-PFOS	B8F0245-BLK1 Method Blank 0.25	1.48e3	84.9	NO
7	7	13C6-PFDA	B8F0245-BLK1 Method Blank 0.25	7.93e3	75.7	NO
8	8	13C7-PFUdA	B8F0245-BLK1 Method Blank 0.25	1.15e4	79.6	NO

Dataset: Untitled

Last Altered: Wednesday, July 25, 2018 11:38:10 Pacific Daylight Time
Printed: Wednesday, July 25, 2018 11:39:11 Pacific Daylight Time

Name: 180724M1_55, Date: 25-Jul-2018, Time: 06:34:23, ID: 1801482-01 Bemidji- Pilot- APR2 lead 0.26016, Description: Bemidji- Pilot- APR2 lead

	#	Name	ID	Area	%Rec	Area Out
1	1	13C4-PFBA	1801482-01 Bemidji- Pilot- APR2 lead 0....	4.50e3	80.9	NO
2	2	13C5-PFHxA	1801482-01 Bemidji- Pilot- APR2 lead 0....	5.38e3	90.5	NO
3	3	13C3-PFHxS	1801482-01 Bemidji- Pilot- APR2 lead 0....	1.45e3	93.1	NO
4	4	13C8-PFOA	1801482-01 Bemidji- Pilot- APR2 lead 0....	6.02e3	83.7	NO
5	5	13C9-PFNA	1801482-01 Bemidji- Pilot- APR2 lead 0....	7.21e3	86.2	NO
6	6	13C4-PFOS	1801482-01 Bemidji- Pilot- APR2 lead 0....	1.72e3	98.9	NO
7	7	13C6-PFDA	1801482-01 Bemidji- Pilot- APR2 lead 0....	8.91e3	85.1	NO
8	8	13C7-PFUdA	1801482-01 Bemidji- Pilot- APR2 lead 0....	1.14e4	79.4	NO

Name: 180724M1_56, Date: 25-Jul-2018, Time: 06:44:54, ID: 1801482-02 Bemidji- Pilot- PSR2 + 0.2578, Description: Bemidji- Pilot- PSR2 +

	#	Name	ID	Area	%Rec	Area Out
1	1	13C4-PFBA	1801482-02 Bemidji- Pilot- PSR2 + 0.2578	4.02e3	72.3	NO
2	2	13C5-PFHxA	1801482-02 Bemidji- Pilot- PSR2 + 0.2578	4.44e3	74.8	NO
3	3	13C3-PFHxS	1801482-02 Bemidji- Pilot- PSR2 + 0.2578	1.26e3	81.2	NO
4	4	13C8-PFOA	1801482-02 Bemidji- Pilot- PSR2 + 0.2578	5.24e3	72.9	NO
5	5	13C9-PFNA	1801482-02 Bemidji- Pilot- PSR2 + 0.2578	6.44e3	77.0	NO
6	6	13C4-PFOS	1801482-02 Bemidji- Pilot- PSR2 + 0.2578	1.43e3	81.9	NO
7	7	13C6-PFDA	1801482-02 Bemidji- Pilot- PSR2 + 0.2578	7.60e3	72.5	NO
8	8	13C7-PFUdA	1801482-02 Bemidji- Pilot- PSR2 + 0.2578	9.63e3	66.9	NO

Name: 180724M1_57, Date: 25-Jul-2018, Time: 06:55:18, ID: 1801482-03 Bemidji- Pilot- INF 0.25289, Description: Bemidji- Pilot- INF

	#	Name	ID	Area	%Rec	Area Out
1	1	13C4-PFBA	1801482-03 Bemidji- Pilot- INF 0.25289	4.40e3	79.1	NO
2	2	13C5-PFHxA	1801482-03 Bemidji- Pilot- INF 0.25289	5.12e3	86.2	NO
3	3	13C3-PFHxS	1801482-03 Bemidji- Pilot- INF 0.25289	1.20e3	77.1	NO
4	4	13C8-PFOA	1801482-03 Bemidji- Pilot- INF 0.25289	5.97e3	83.0	NO
5	5	13C9-PFNA	1801482-03 Bemidji- Pilot- INF 0.25289	6.69e3	79.8	NO
6	6	13C4-PFOS	1801482-03 Bemidji- Pilot- INF 0.25289	1.54e3	88.2	NO
7	7	13C6-PFDA	1801482-03 Bemidji- Pilot- INF 0.25289	7.87e3	75.1	NO
8	8	13C7-PFUdA	1801482-03 Bemidji- Pilot- INF 0.25289	1.11e4	76.8	NO

Name: 180724M1_58, Date: 25-Jul-2018, Time: 07:05:49, ID: 1801492-01 EB01-180625SFK 0.25829, Description: EB01-180625SFK

	#	Name	ID	Area	%Rec	Area Out
1	1	13C4-PFBA	1801492-01 EB01-180625SFK 0.25829	4.47e3	80.3	NO
2	2	13C5-PFHxA	1801492-01 EB01-180625SFK 0.25829	5.28e3	88.8	NO
3	3	13C3-PFHxS	1801492-01 EB01-180625SFK 0.25829	1.42e3	91.5	NO
4	4	13C8-PFOA	1801492-01 EB01-180625SFK 0.25829	6.45e3	89.7	NO
5	5	13C9-PFNA	1801492-01 EB01-180625SFK 0.25829	6.92e3	82.7	NO
6	6	13C4-PFOS	1801492-01 EB01-180625SFK 0.25829	1.64e3	93.9	NO
7	7	13C6-PFDA	1801492-01 EB01-180625SFK 0.25829	8.69e3	82.9	NO
8	8	13C7-PFUdA	1801492-01 EB01-180625SFK 0.25829	1.17e4	81.6	NO

Dataset: Untitled

Last Altered: Wednesday, July 25, 2018 11:38:10 Pacific Daylight Time
Printed: Wednesday, July 25, 2018 11:39:11 Pacific Daylight Time

Name: 180724M1_59, Date: 25-Jul-2018, Time: 07:16:14, ID: 1801492-02 EB02-180625SFK 0.25884, Description: EB02-180625SFK

	#	Name	ID	Area	%Rec	Area Out
1	1	13C4-PFBA	1801492-02 EB02-180625SFK 0.25884	3.95e3	71.1	NO
2	2	13C5-PFHxA	1801492-02 EB02-180625SFK 0.25884	4.71e3	79.3	NO
3	3	13C3-PFHxS	1801492-02 EB02-180625SFK 0.25884	1.33e3	85.8	NO
4	4	13C8-PFOA	1801492-02 EB02-180625SFK 0.25884	5.57e3	77.4	NO
5	5	13C9-PFNA	1801492-02 EB02-180625SFK 0.25884	6.52e3	77.8	NO
6	6	13C4-PFOS	1801492-02 EB02-180625SFK 0.25884	1.59e3	91.3	NO
7	7	13C6-PFDA	1801492-02 EB02-180625SFK 0.25884	8.09e3	77.2	NO
8	8	13C7-PFUdA	1801492-02 EB02-180625SFK 0.25884	1.16e4	80.3	NO

Name: 180724M1_60, Date: 25-Jul-2018, Time: 07:26:44, ID: 1801492-03 EB03-180625SFK 0.25556, Description: EB03-180625SFK

	#	Name	ID	Area	%Rec	Area Out
1	1	13C4-PFBA	1801492-03 EB03-180625SFK 0.25556	4.71e3	84.7	NO
2	2	13C5-PFHxA	1801492-03 EB03-180625SFK 0.25556	5.35e3	90.0	NO
3	3	13C3-PFHxS	1801492-03 EB03-180625SFK 0.25556	1.35e3	86.6	NO
4	4	13C8-PFOA	1801492-03 EB03-180625SFK 0.25556	6.42e3	89.2	NO
5	5	13C9-PFNA	1801492-03 EB03-180625SFK 0.25556	8.43e3	100.7	NO
6	6	13C4-PFOS	1801492-03 EB03-180625SFK 0.25556	1.93e3	110.4	NO
7	7	13C6-PFDA	1801492-03 EB03-180625SFK 0.25556	5.68e3	54.2	NO
8	8	13C7-PFUdA	1801492-03 EB03-180625SFK 0.25556	6.81e3	47.3	YES

Name: 180724M1_61, Date: 25-Jul-2018, Time: 07:37:14, ID: B8G0154-BS1 OPR 0.25, Description: OPR

	#	Name	ID	Area	%Rec	Area Out
1	1	13C4-PFBA	B8G0154-BS1 OPR 0.25	3.61e3	64.9	NO
2	2	13C5-PFHxA	B8G0154-BS1 OPR 0.25	4.07e3	68.6	NO
3	3	13C3-PFHxS	B8G0154-BS1 OPR 0.25	1.03e3	66.0	NO
4	4	13C8-PFOA	B8G0154-BS1 OPR 0.25	4.80e3	66.7	NO
5	5	13C9-PFNA	B8G0154-BS1 OPR 0.25	5.74e3	68.6	NO
6	6	13C4-PFOS	B8G0154-BS1 OPR 0.25	1.17e3	67.2	NO
7	7	13C6-PFDA	B8G0154-BS1 OPR 0.25	6.29e3	60.0	NO
8	8	13C7-PFUdA	B8G0154-BS1 OPR 0.25	8.65e3	60.1	NO

Name: 180724M1_62, Date: 25-Jul-2018, Time: 07:47:39, ID: B8G0154-BLK1 Method Blank 0.25, Description: Method Blank

	#	Name	ID	Area	%Rec	Area Out
1	1	13C4-PFBA	B8G0154-BLK1 Method Blank 0.25	4.04e3	72.7	NO
2	2	13C5-PFHxA	B8G0154-BLK1 Method Blank 0.25	4.72e3	79.5	NO
3	3	13C3-PFHxS	B8G0154-BLK1 Method Blank 0.25	1.12e3	72.1	NO
4	4	13C8-PFOA	B8G0154-BLK1 Method Blank 0.25	5.13e3	71.3	NO
5	5	13C9-PFNA	B8G0154-BLK1 Method Blank 0.25	6.29e3	75.1	NO
6	6	13C4-PFOS	B8G0154-BLK1 Method Blank 0.25	1.33e3	76.5	NO
7	7	13C6-PFDA	B8G0154-BLK1 Method Blank 0.25	7.06e3	67.4	NO
8	8	13C7-PFUdA	B8G0154-BLK1 Method Blank 0.25	1.08e4	75.0	NO

Dataset: Untitled

Last Altered: Wednesday, July 25, 2018 11:38:10 Pacific Daylight Time
Printed: Wednesday, July 25, 2018 11:39:11 Pacific Daylight Time

Name: 180724M1_63, Date: 25-Jul-2018, Time: 07:58:09, ID: B8G0154-MS1 Matrix Spike 0.11868, Description: Matrix Spike

	#	Name	ID	Area	%Rec	Area Out
1	1	13C4-PFBA	B8G0154-MS1 Matrix Spike 0.11868	2.77e3	49.9	YES
2	2	13C5-PFHxA	B8G0154-MS1 Matrix Spike 0.11868	3.17e3	53.4	NO
3	3	13C3-PFHxS	B8G0154-MS1 Matrix Spike 0.11868	1.16e3	74.8	NO
4	4	13C8-PFOA	B8G0154-MS1 Matrix Spike 0.11868	3.73e3	51.9	NO
5	5	13C9-PFNA	B8G0154-MS1 Matrix Spike 0.11868	3.75e3	44.8	YES
6	6	13C4-PFOS	B8G0154-MS1 Matrix Spike 0.11868	1.31e3	75.3	NO
7	7	13C6-PFDA	B8G0154-MS1 Matrix Spike 0.11868	4.32e3	41.2	YES
8	8	13C7-PFUdA	B8G0154-MS1 Matrix Spike 0.11868	6.02e3	41.8	YES

Name: 180724M1_64, Date: 25-Jul-2018, Time: 08:08:34, ID: B8G0154-MSD1 Matrix Spike Dup 0.11742, Description: Matrix Spike Dup

	#	Name	ID	Area	%Rec	Area Out
1	1	13C4-PFBA	B8G0154-MSD1 Matrix Spike Dup 0.117...	3.08e3	55.4	NO
2	2	13C5-PFHxA	B8G0154-MSD1 Matrix Spike Dup 0.117...	3.48e3	58.5	NO
3	3	13C3-PFHxS	B8G0154-MSD1 Matrix Spike Dup 0.117...	1.13e3	72.6	NO
4	4	13C8-PFOA	B8G0154-MSD1 Matrix Spike Dup 0.117...	4.24e3	58.9	NO
5	5	13C9-PFNA	B8G0154-MSD1 Matrix Spike Dup 0.117...	4.86e3	58.0	NO
6	6	13C4-PFOS	B8G0154-MSD1 Matrix Spike Dup 0.117...	1.33e3	76.2	NO
7	7	13C6-PFDA	B8G0154-MSD1 Matrix Spike Dup 0.117...	5.53e3	52.7	NO
8	8	13C7-PFUdA	B8G0154-MSD1 Matrix Spike Dup 0.117...	8.41e3	58.4	NO

Name: 180724M1_65, Date: 25-Jul-2018, Time: 08:19:05, ID: IPA, Description: IPA

	#	Name	ID	Area	%Rec	Area Out
1	1	13C4-PFBA	IPA			NO
2	2	13C5-PFHxA	IPA			NO
3	3	13C3-PFHxS	IPA			NO
4	4	13C8-PFOA	IPA			NO
5	5	13C9-PFNA	IPA			NO
6	6	13C4-PFOS	IPA			NO
7	7	13C6-PFDA	IPA			NO
8	8	13C7-PFUdA	IPA			NO

Name: 180724M1_66, Date: 25-Jul-2018, Time: 08:29:35, ID: ST180724M1-13 PFC CS3 18G1915, Description: PFC CS3 18G1915

	#	Name	ID	Area	%Rec	Area Out
1	1	13C4-PFBA	ST180724M1-13 PFC CS3 18G1915	5.56e3	100.0	NO
2	2	13C5-PFHxA	ST180724M1-13 PFC CS3 18G1915	6.11e3	102.9	NO
3	3	13C3-PFHxS	ST180724M1-13 PFC CS3 18G1915	1.47e3	94.5	NO
4	4	13C8-PFOA	ST180724M1-13 PFC CS3 18G1915	6.68e3	92.9	NO
5	5	13C9-PFNA	ST180724M1-13 PFC CS3 18G1915	7.79e3	93.1	NO
6	6	13C4-PFOS	ST180724M1-13 PFC CS3 18G1915	1.71e3	97.9	NO
7	7	13C6-PFDA	ST180724M1-13 PFC CS3 18G1915	9.46e3	90.3	NO
8	8	13C7-PFUdA	ST180724M1-13 PFC CS3 18G1915	1.28e4	89.0	NO

Dataset: Untitled

Last Altered: Wednesday, July 25, 2018 11:38:10 Pacific Daylight Time
Printed: Wednesday, July 25, 2018 11:39:11 Pacific Daylight Time

Name: 180724M1_67, Date: 25-Jul-2018, Time: 08:40:05, ID: ST180724M1-14 PFC CS0 18G1912, Description: PFC CS0 18G1912

	#	Name	ID	Area	%Rec	Area Out
1	1	13C4-PFBA	ST180724M1-14 PFC CS0 18G1912	5.58e3	100.3	NO
2	2	13C5-PFHxA	ST180724M1-14 PFC CS0 18G1912	5.94e3	99.9	NO
3	3	13C3-PFHxS	ST180724M1-14 PFC CS0 18G1912	1.69e3	108.8	NO
4	4	13C8-PFOA	ST180724M1-14 PFC CS0 18G1912	6.61e3	91.9	NO
5	5	13C9-PFNA	ST180724M1-14 PFC CS0 18G1912	8.00e3	95.5	NO
6	6	13C4-PFOS	ST180724M1-14 PFC CS0 18G1912	1.82e3	104.2	NO
7	7	13C6-PFDA	ST180724M1-14 PFC CS0 18G1912	9.37e3	89.5	NO
8	8	13C7-PFUdA	ST180724M1-14 PFC CS0 18G1912	1.28e4	88.8	NO

Name: 180724M1_68, Date: 25-Jul-2018, Time: 08:50:30, ID: 1801766-01 SB01-20180712 0.2498, Description: SB01-20180712

	#	Name	ID	Area	%Rec	Area Out
1	1	13C4-PFBA	1801766-01 SB01-20180712 0.2498	4.14e3	74.5	NO
2	2	13C5-PFHxA	1801766-01 SB01-20180712 0.2498	4.89e3	82.4	NO
3	3	13C3-PFHxS	1801766-01 SB01-20180712 0.2498	1.25e3	80.3	NO
4	4	13C8-PFOA	1801766-01 SB01-20180712 0.2498	5.39e3	75.0	NO
5	5	13C9-PFNA	1801766-01 SB01-20180712 0.2498	5.67e3	67.7	NO
6	6	13C4-PFOS	1801766-01 SB01-20180712 0.2498	1.56e3	89.6	NO
7	7	13C6-PFDA	1801766-01 SB01-20180712 0.2498	6.96e3	66.5	NO
8	8	13C7-PFUdA	1801766-01 SB01-20180712 0.2498	1.13e4	78.2	NO

Name: 180724M1_69, Date: 25-Jul-2018, Time: 09:01:01, ID: 1801766-02 IS720W02S-20180712 0.25835, Description: IS720W02S-20180712

	#	Name	ID	Area	%Rec	Area Out
1	1	13C4-PFBA	1801766-02 IS720W02S-20180712 0.2...	2.68e3	48.2	YES
2	2	13C5-PFHxA	1801766-02 IS720W02S-20180712 0.2...	2.86e3	48.2	YES
3	3	13C3-PFHxS	1801766-02 IS720W02S-20180712 0.2...	1.00e3	64.2	NO
4	4	13C8-PFOA	1801766-02 IS720W02S-20180712 0.2...	3.20e3	44.5	YES
5	5	13C9-PFNA	1801766-02 IS720W02S-20180712 0.2...	3.37e3	40.3	YES
6	6	13C4-PFOS	1801766-02 IS720W02S-20180712 0.2...	1.25e3	71.6	NO
7	7	13C6-PFDA	1801766-02 IS720W02S-20180712 0.2...	3.96e3	37.8	YES
8	8	13C7-PFUdA	1801766-02 IS720W02S-20180712 0.2...	5.60e3	38.9	YES

Name: 180724M1_70, Date: 25-Jul-2018, Time: 09:11:25, ID: 1801766-03 EB01-20180712 0.25011, Description: EB01-20180712

	#	Name	ID	Area	%Rec	Area Out
1	1	13C4-PFBA	1801766-03 EB01-20180712 0.25011	4.25e3	76.4	NO
2	2	13C5-PFHxA	1801766-03 EB01-20180712 0.25011	4.99e3	84.0	NO
3	3	13C3-PFHxS	1801766-03 EB01-20180712 0.25011	1.29e3	82.7	NO
4	4	13C8-PFOA	1801766-03 EB01-20180712 0.25011	5.75e3	79.9	NO
5	5	13C9-PFNA	1801766-03 EB01-20180712 0.25011	6.00e3	71.7	NO
6	6	13C4-PFOS	1801766-03 EB01-20180712 0.25011	1.50e3	85.8	NO
7	7	13C6-PFDA	1801766-03 EB01-20180712 0.25011	7.81e3	74.5	NO
8	8	13C7-PFUdA	1801766-03 EB01-20180712 0.25011	1.11e4	77.0	NO

Dataset: Untitled

Last Altered: Wednesday, July 25, 2018 11:38:10 Pacific Daylight Time
Printed: Wednesday, July 25, 2018 11:39:11 Pacific Daylight Time

Name: 180724M1_71, Date: 25-Jul-2018, Time: 09:22:46, ID: 1801593-01 Trip Blank 0.11948, Description: Trip Blank

	#	Name	ID	Area	%Rec	Area Out
1	1	13C4-PFBA	1801593-01 Trip Blank 0.11948	4.31e3	77.4	NO
2	2	13C5-PFHxA	1801593-01 Trip Blank 0.11948	4.50e3	75.9	NO
3	3	13C3-PFHxS	1801593-01 Trip Blank 0.11948	1.15e3	73.9	NO
4	4	13C8-PFOA	1801593-01 Trip Blank 0.11948	4.88e3	67.8	NO
5	5	13C9-PFNA	1801593-01 Trip Blank 0.11948	4.51e3	53.9	NO
6	6	13C4-PFOS	1801593-01 Trip Blank 0.11948	4.96e2	28.4	YES
7	7	13C6-PFDA	1801593-01 Trip Blank 0.11948	1.79e3	17.1	YES
8	8	13C7-PFUdA	1801593-01 Trip Blank 0.11948	4.92e2	3.4	YES

Name: 180724M1_72, Date: 25-Jul-2018, Time: 09:33:15, ID: 1801593-02 EB01-0718 0.11962, Description: EB01-0718

	#	Name	ID	Area	%Rec	Area Out
1	1	13C4-PFBA	1801593-02 EB01-0718 0.11962	4.12e3	74.0	NO
2	2	13C5-PFHxA	1801593-02 EB01-0718 0.11962	4.71e3	79.2	NO
3	3	13C3-PFHxS	1801593-02 EB01-0718 0.11962	1.08e3	69.3	NO
4	4	13C8-PFOA	1801593-02 EB01-0718 0.11962	5.47e3	76.0	NO
5	5	13C9-PFNA	1801593-02 EB01-0718 0.11962	4.94e3	59.0	NO
6	6	13C4-PFOS	1801593-02 EB01-0718 0.11962	1.03e3	59.1	NO
7	7	13C6-PFDA	1801593-02 EB01-0718 0.11962	4.35e3	41.5	YES
8	8	13C7-PFUdA	1801593-02 EB01-0718 0.11962	2.63e3	18.3	YES

Name: 180724M1_73, Date: 25-Jul-2018, Time: 09:43:45, ID: 1801593-03 MW1-0718 0.11594, Description: MW1-0718

	#	Name	ID	Area	%Rec	Area Out
1	1	13C4-PFBA	1801593-03 MW1-0718 0.11594	4.20e3	75.6	NO
2	2	13C5-PFHxA	1801593-03 MW1-0718 0.11594	4.70e3	79.1	NO
3	3	13C3-PFHxS	1801593-03 MW1-0718 0.11594	1.17e3	75.1	NO
4	4	13C8-PFOA	1801593-03 MW1-0718 0.11594	5.38e3	74.8	NO
5	5	13C9-PFNA	1801593-03 MW1-0718 0.11594	5.36e3	64.0	NO
6	6	13C4-PFOS	1801593-03 MW1-0718 0.11594	8.60e2	49.3	YES
7	7	13C6-PFDA	1801593-03 MW1-0718 0.11594	3.24e3	30.9	YES
8	8	13C7-PFUdA	1801593-03 MW1-0718 0.11594	1.15e3	8.0	YES

Name: 180724M1_74, Date: 25-Jul-2018, Time: 09:54:10, ID: 1801593-04 MW2A-0718 0.11793, Description: MW2A-0718

	#	Name	ID	Area	%Rec	Area Out
1	1	13C4-PFBA	1801593-04 MW2A-0718 0.11793	3.99e3	71.7	NO
2	2	13C5-PFHxA	1801593-04 MW2A-0718 0.11793	4.44e3	74.7	NO
3	3	13C3-PFHxS	1801593-04 MW2A-0718 0.11793	1.16e3	74.8	NO
4	4	13C8-PFOA	1801593-04 MW2A-0718 0.11793	5.18e3	72.0	NO
5	5	13C9-PFNA	1801593-04 MW2A-0718 0.11793	4.69e3	56.0	NO
6	6	13C4-PFOS	1801593-04 MW2A-0718 0.11793	7.90e2	45.3	YES
7	7	13C6-PFDA	1801593-04 MW2A-0718 0.11793	3.62e3	34.6	YES
8	8	13C7-PFUdA	1801593-04 MW2A-0718 0.11793	1.22e3	8.5	YES

Dataset: Untitled

Last Altered: Wednesday, July 25, 2018 11:38:10 Pacific Daylight Time
Printed: Wednesday, July 25, 2018 11:39:11 Pacific Daylight Time

Name: 180724M1_75, Date: 25-Jul-2018, Time: 10:04:40, ID: 1801593-05 MW2-0718 0.11287, Description: MW2-0718

	# Name	ID	Area	%Rec	Area Out
1	1 13C4-PFBA	1801593-05 MW2-0718 0.11287	4.12e3	74.2	NO
2	2 13C5-PFHxA	1801593-05 MW2-0718 0.11287	4.60e3	77.4	NO
3	3 13C3-PFHxS	1801593-05 MW2-0718 0.11287	1.14e3	73.3	NO
4	4 13C8-PFOA	1801593-05 MW2-0718 0.11287	5.24e3	72.8	NO
5	5 13C9-PFNA	1801593-05 MW2-0718 0.11287	4.61e3	55.1	NO
6	6 13C4-PFOS	1801593-05 MW2-0718 0.11287	6.46e2	37.0	YES
7	7 13C6-PFDA	1801593-05 MW2-0718 0.11287	2.59e3	24.8	YES
8	8 13C7-PFUdA	1801593-05 MW2-0718 0.11287	9.61e2	6.7	YES

Name: 180724M1_76, Date: 25-Jul-2018, Time: 10:15:05, ID: 1801594-01 MW-1 0.11809, Description: MW-1

	# Name	ID	Area	%Rec	Area Out
1	1 13C4-PFBA	1801594-01 MW-1 0.11809	3.87e3	69.6	NO
2	2 13C5-PFHxA	1801594-01 MW-1 0.11809	4.30e3	72.4	NO
3	3 13C3-PFHxS	1801594-01 MW-1 0.11809	1.10e3	71.0	NO
4	4 13C8-PFOA	1801594-01 MW-1 0.11809	4.76e3	66.2	NO
5	5 13C9-PFNA	1801594-01 MW-1 0.11809	3.99e3	47.6	YES
6	6 13C4-PFOS	1801594-01 MW-1 0.11809	7.00e2	40.1	YES
7	7 13C6-PFDA	1801594-01 MW-1 0.11809	3.20e3	30.5	YES
8	8 13C7-PFUdA	1801594-01 MW-1 0.11809	1.49e3	10.4	YES

Name: 180724M1_77, Date: 25-Jul-2018, Time: 10:25:35, ID: 1801594-02 MW-3 0.11898, Description: MW-3

	# Name	ID	Area	%Rec	Area Out
1	1 13C4-PFBA	1801594-02 MW-3 0.11898	3.85e3	69.1	NO
2	2 13C5-PFHxA	1801594-02 MW-3 0.11898	4.18e3	70.4	NO
3	3 13C3-PFHxS	1801594-02 MW-3 0.11898	9.86e2	63.4	NO
4	4 13C8-PFOA	1801594-02 MW-3 0.11898	4.78e3	66.4	NO
5	5 13C9-PFNA	1801594-02 MW-3 0.11898	5.10e3	60.9	NO
6	6 13C4-PFOS	1801594-02 MW-3 0.11898	7.47e2	42.8	YES
7	7 13C6-PFDA	1801594-02 MW-3 0.11898	3.49e3	33.3	YES
8	8 13C7-PFUdA	1801594-02 MW-3 0.11898	1.56e3	10.9	YES

Name: 180724M1_78, Date: 25-Jul-2018, Time: 10:36:05, ID: 1801594-03 MW-4 0.11943, Description: MW-4

	# Name	ID	Area	%Rec	Area Out
1	1 13C4-PFBA	1801594-03 MW-4 0.11943	4.25e3	76.4	NO
2	2 13C5-PFHxA	1801594-03 MW-4 0.11943	4.63e3	78.0	NO
3	3 13C3-PFHxS	1801594-03 MW-4 0.11943	1.20e3	77.3	NO
4	4 13C8-PFOA	1801594-03 MW-4 0.11943	4.83e3	67.1	NO
5	5 13C9-PFNA	1801594-03 MW-4 0.11943	5.29e3	63.2	NO
6	6 13C4-PFOS	1801594-03 MW-4 0.11943	1.07e3	61.2	NO
7	7 13C6-PFDA	1801594-03 MW-4 0.11943	5.27e3	50.3	NO
8	8 13C7-PFUdA	1801594-03 MW-4 0.11943	3.89e3	27.1	YES

Dataset: Untitled

Last Altered: Wednesday, July 25, 2018 11:38:10 Pacific Daylight Time
Printed: Wednesday, July 25, 2018 11:39:11 Pacific Daylight Time

Name: 180724M1_79, Date: 25-Jul-2018, Time: 10:46:30, ID: IPA, Description: IPA

	#	Name	ID	Area	%Rec	Area Out
1	1	13C4-PFBA	IPA			NO
2	2	13C5-PFHxA	IPA			NO
3	3	13C3-PFHxS	IPA			NO
4	4	13C8-PFOA	IPA			NO
5	5	13C9-PFNA	IPA			NO
6	6	13C4-PFOS	IPA			NO
7	7	13C6-PFDA	IPA			NO
8	8	13C7-PFUdA	IPA			NO

Name: 180724M1_80, Date: 25-Jul-2018, Time: 10:57:00, ID: ST180724M1-15 PFC CS3 18G1915, Description: PFC CS3 18G1915

	#	Name	ID	Area	%Rec	Area Out
1	1	13C4-PFBA	ST180724M1-15 PFC CS3 18G1915	5.44e3	97.7	NO
2	2	13C5-PFHxA	ST180724M1-15 PFC CS3 18G1915	5.96e3	100.4	NO
3	3	13C3-PFHxS	ST180724M1-15 PFC CS3 18G1915	1.42e3	91.0	NO
4	4	13C8-PFOA	ST180724M1-15 PFC CS3 18G1915	6.70e3	93.1	NO
5	5	13C9-PFNA	ST180724M1-15 PFC CS3 18G1915	7.62e3	91.0	NO
6	6	13C4-PFOS	ST180724M1-15 PFC CS3 18G1915	1.84e3	105.4	NO
7	7	13C6-PFDA	ST180724M1-15 PFC CS3 18G1915	8.96e3	85.5	NO
8	8	13C7-PFUdA	ST180724M1-15 PFC CS3 18G1915	1.35e4	93.7	NO

Vista Analytical Laboratory

Dataset: Untitled

Last Altered: Wednesday, July 25, 2018 09:58:00 Pacific Daylight Time
Printed: Wednesday, July 25, 2018 09:58:13 Pacific Daylight Time

Method: Z:\Projects\PFAS.PRO\MethDB\PFAS_FULL_80C_072418.mdb 25 Jul 2018 09:47:02
Calibration: Z:\Projects\PFAS.PRO\CurveDB\C18_VAL-PFAS_Q4_07-24-18.cdb 25 Jul 2018 09:45:29

Name: 180724M1_12, Date: 24-Jul-2018, Time: 23:04:20, ID: IPA, Description: IPA

PFBA

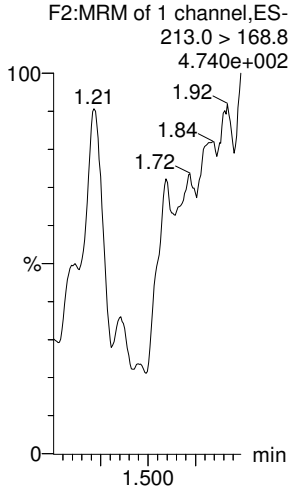

PFPeA

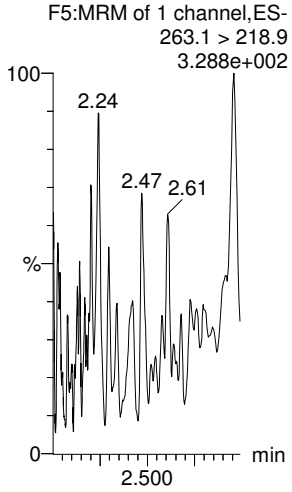

PFBS

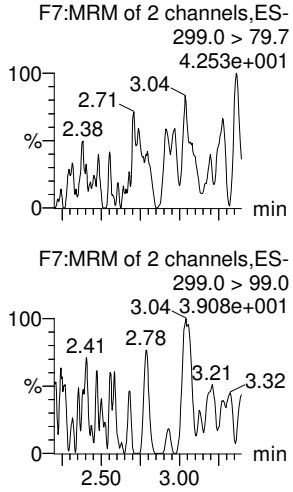

4:2 FTS

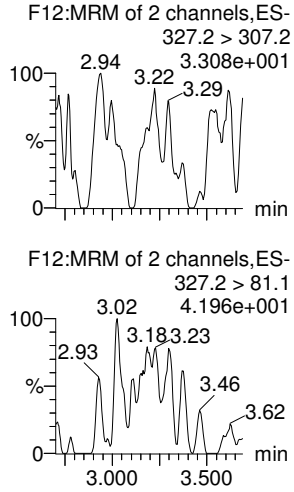

PFHxA

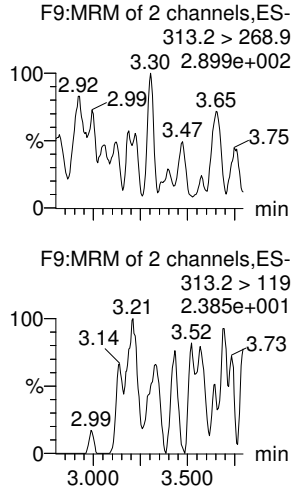

PFPeS

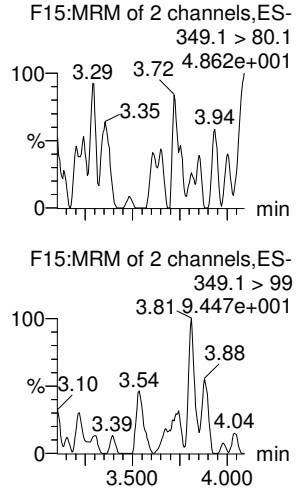

13C3-PFBA

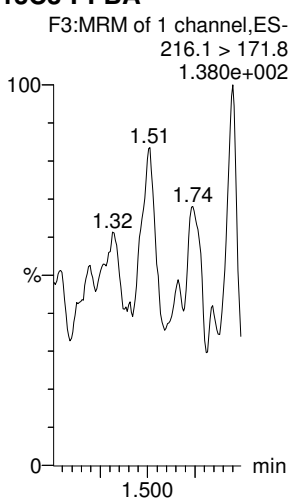

13C3-PFPeA

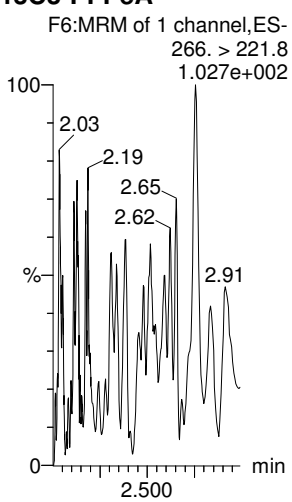

13C3-PFBS

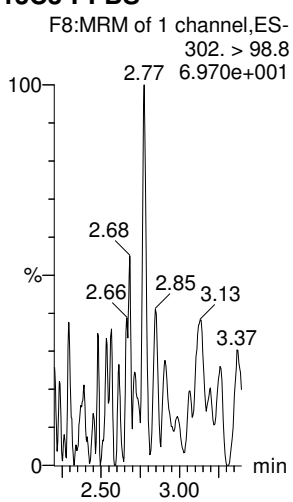

13C2-4:2 FTS

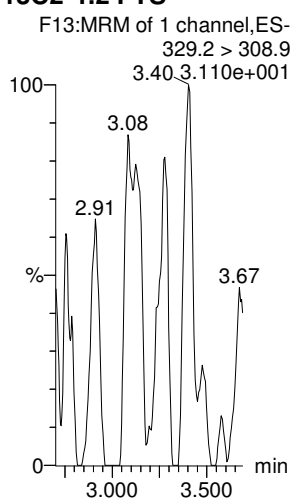

13C2-PFHxA

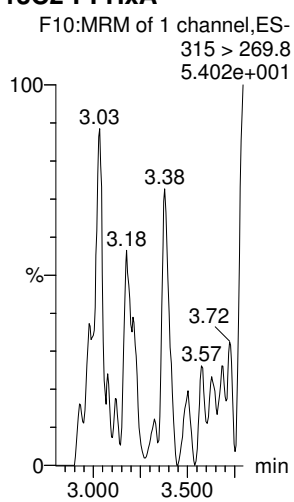

13C3-PFBS

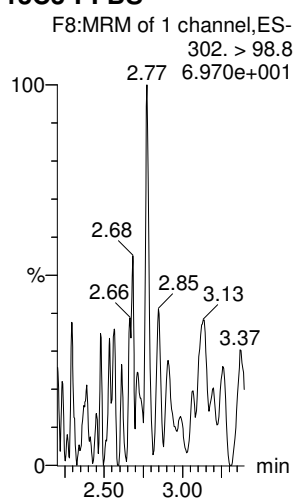

Dataset: Untitled

Last Altered: Wednesday, July 25, 2018 09:58:00 Pacific Daylight Time
Printed: Wednesday, July 25, 2018 09:58:13 Pacific Daylight Time

Name: 180724M1_12, Date: 24-Jul-2018, Time: 23:04:20, ID: IPA, Description: IPA

6:2 FTS

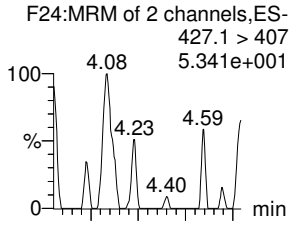

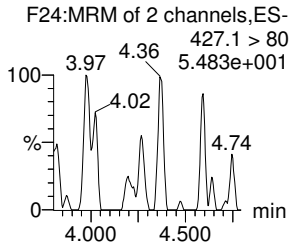

PFHpA

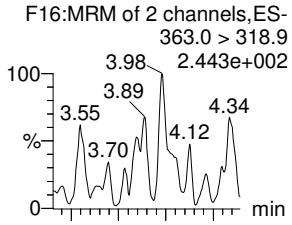

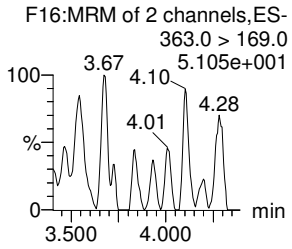

L-PFHxS

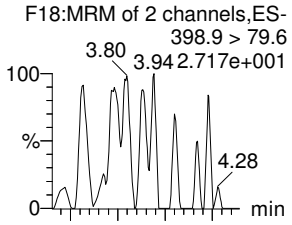

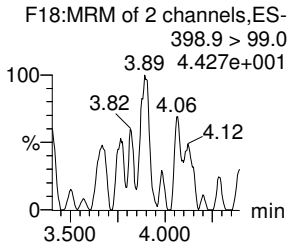

L-PFOA

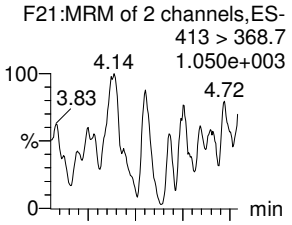

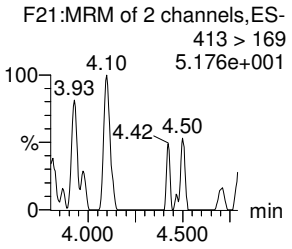

PFHpS

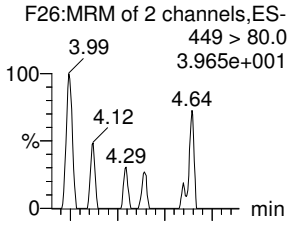

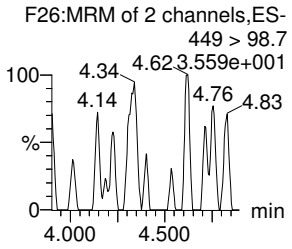

PFNA

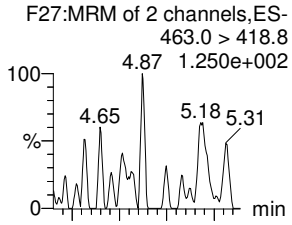

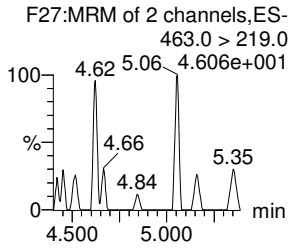

13C2-6:2 FTS

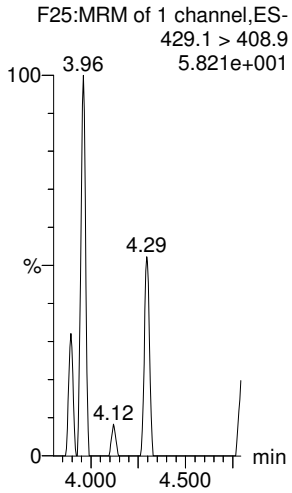

13C4-PFHpA

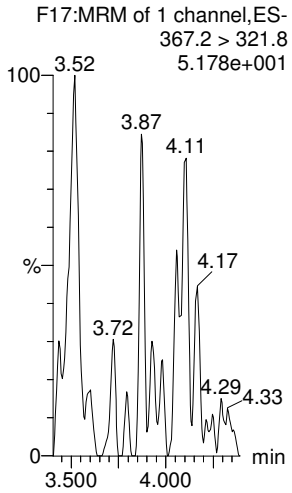

18O2-PFHxS

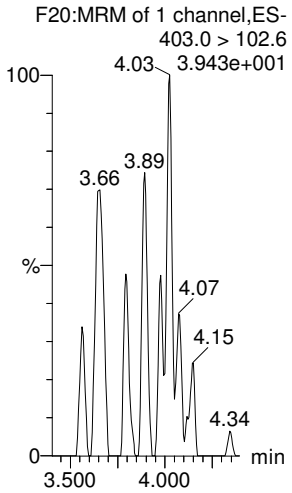

13C2-PFOA

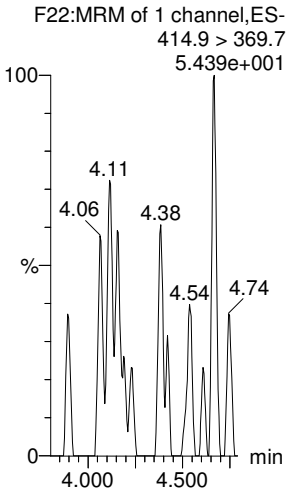

13C8-PFOS

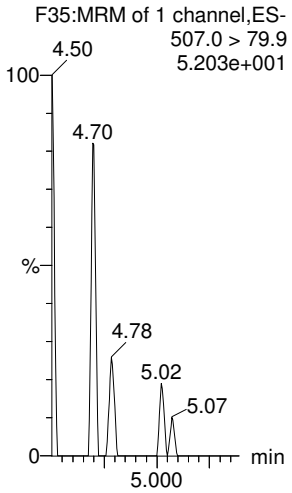

13C5-PFNA

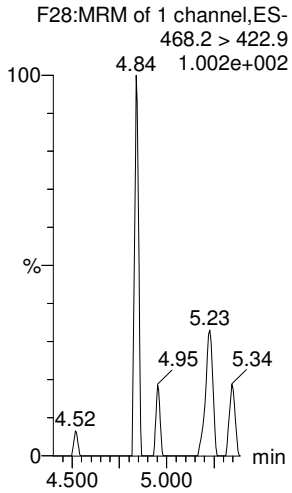

Dataset: Untitled

Last Altered: Wednesday, July 25, 2018 09:58:00 Pacific Daylight Time
Printed: Wednesday, July 25, 2018 09:58:13 Pacific Daylight Time

Name: 180724M1_12, Date: 24-Jul-2018, Time: 23:04:20, ID: IPA, Description: IPA

PFOSA

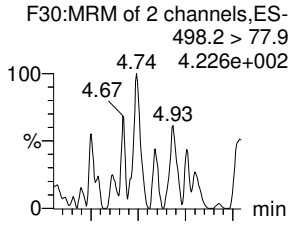

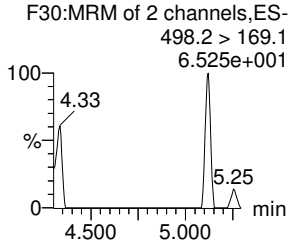

L-PFOS

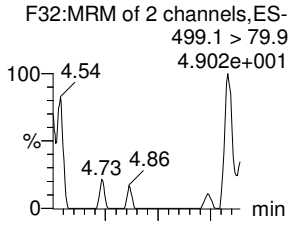

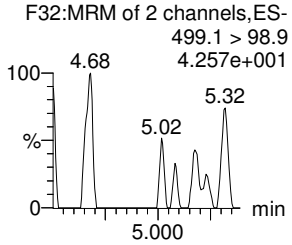

PFDA

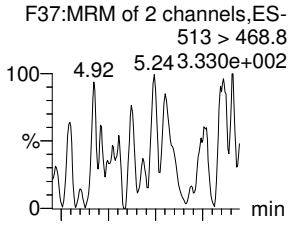

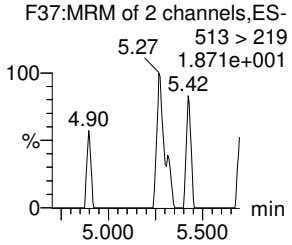

8:2 FTS

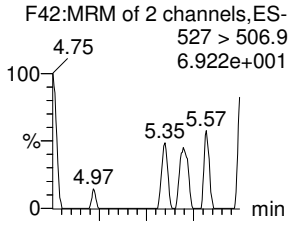

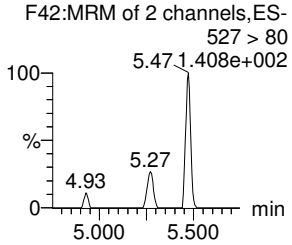

PFNS

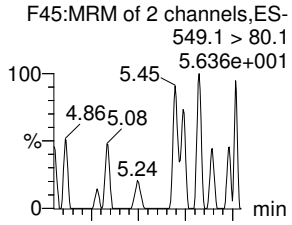

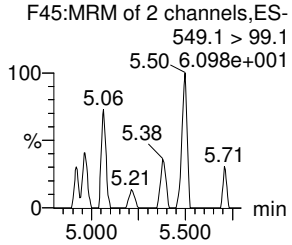

L-MeFOSAA

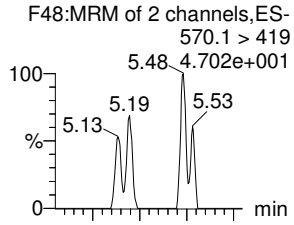

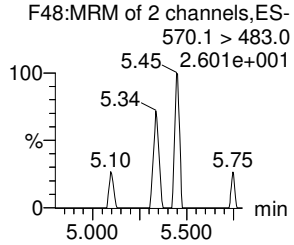

13C8-PFOSA

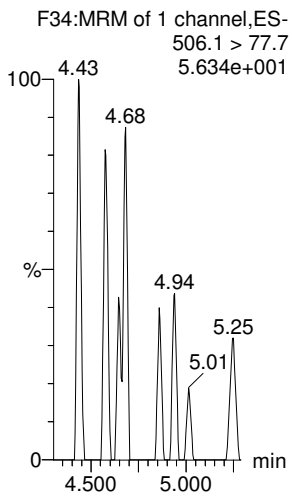

13C8-PFOS

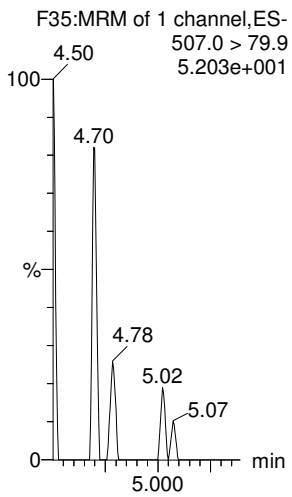

13C2-PFDA

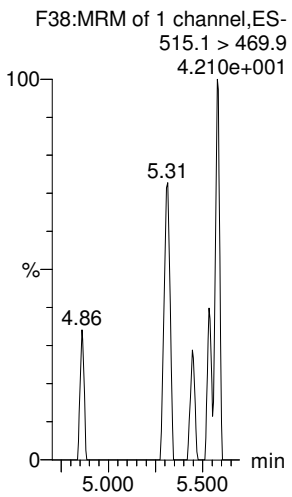

13C2-8:2 FTS

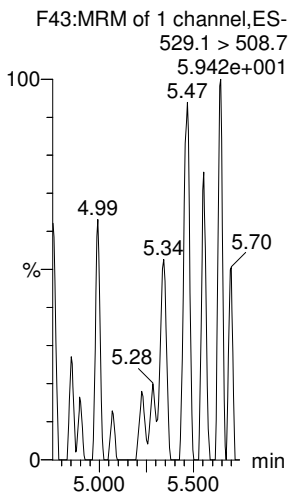

13C8-PFOS

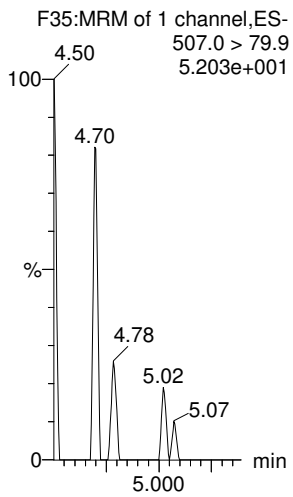

d3-N-MeFOSAA

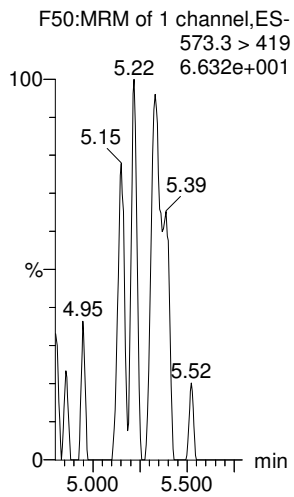

Dataset: Untitled

Last Altered: Wednesday, July 25, 2018 09:58:00 Pacific Daylight Time
Printed: Wednesday, July 25, 2018 09:58:13 Pacific Daylight Time

Name: 180724M1_12, Date: 24-Jul-2018, Time: 23:04:20, ID: IPA, Description: IPA

L-EtFOSAA

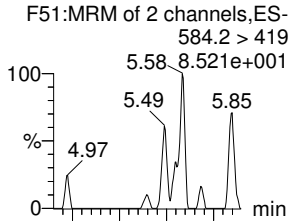

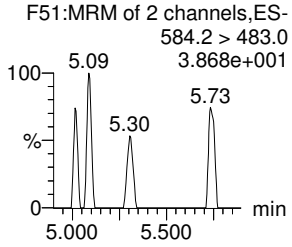

PFDoA

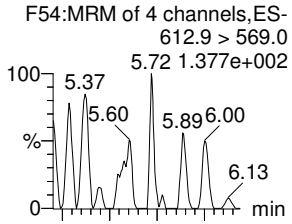

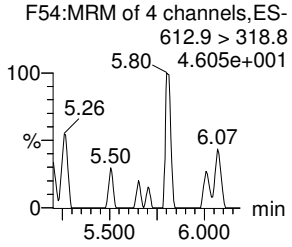

PFDS

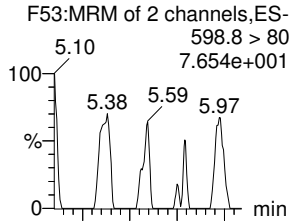

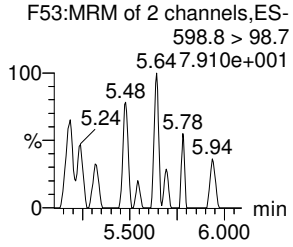

PFUdA

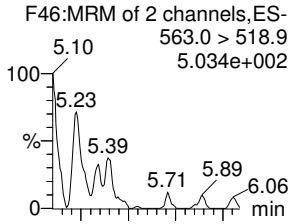

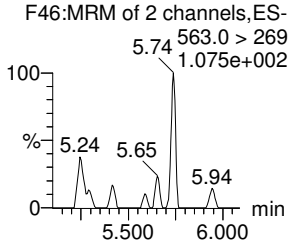

N-MeFOSA

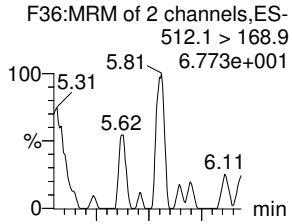

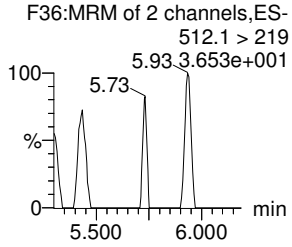

PFTrDA

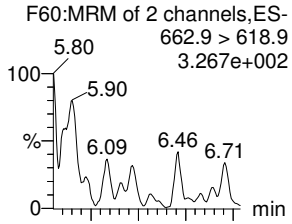

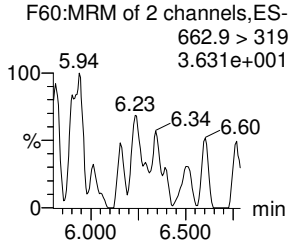

d5-N-EtFOSAA

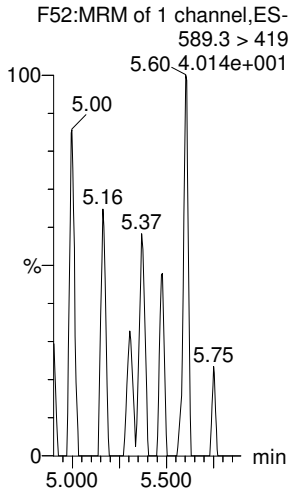

13C2-PFDoA

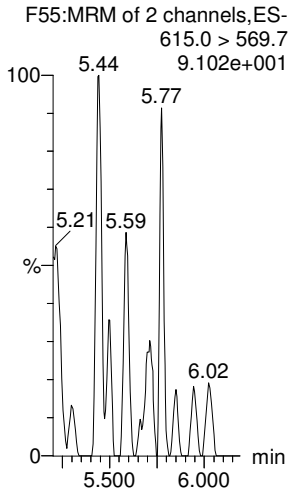

13C2-PFUdA

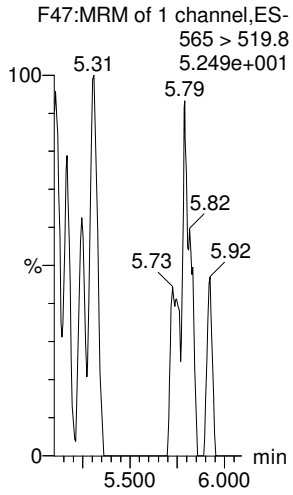

13C2-PFUdA

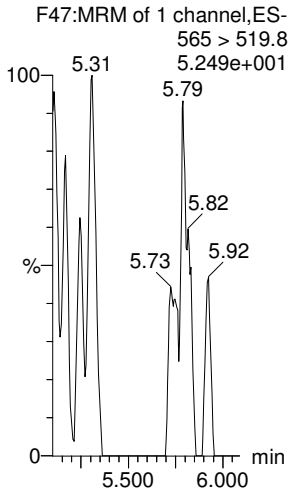

d3-N-MeFOSA

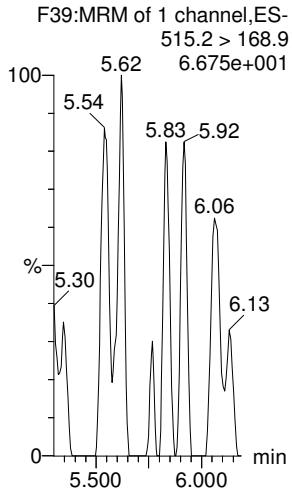

13C2-PFDoA

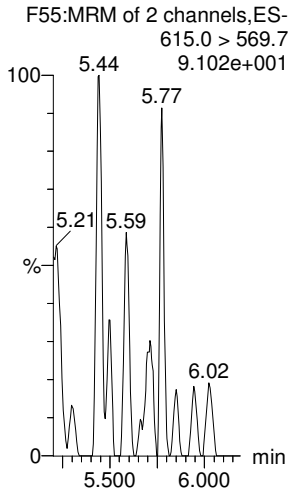

Name: 180724M1_12, Date: 24-Jul-2018, Time: 23:04:20, ID: IPA, Description: IPA

PFTeDA

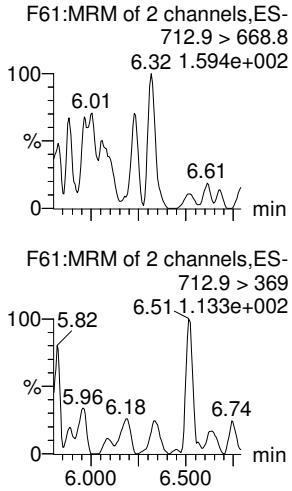

N-EtFOSA

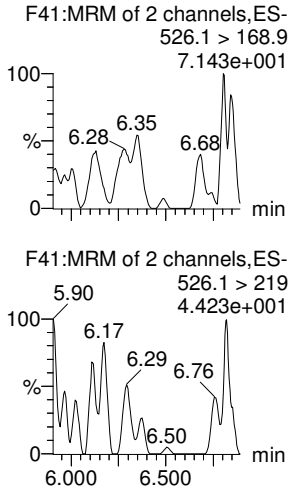

PFHxDA

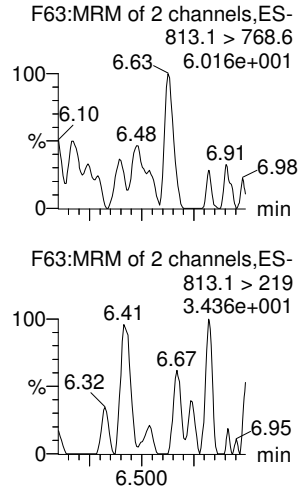

PFODA

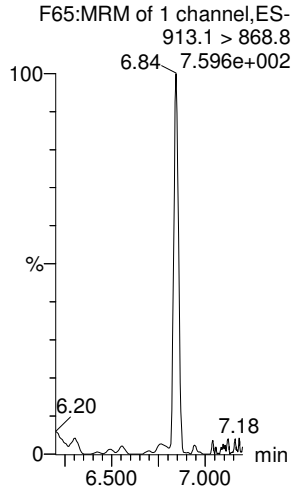

N-MeFOSE

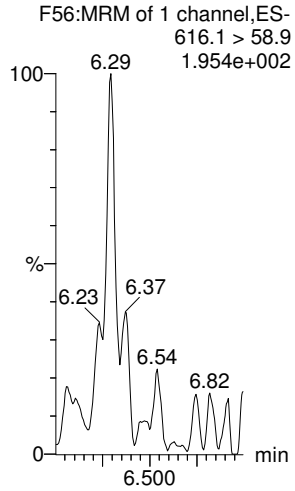

N-EtFOSE

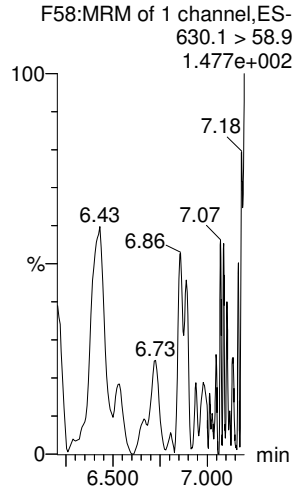

13C2-PFTeDA

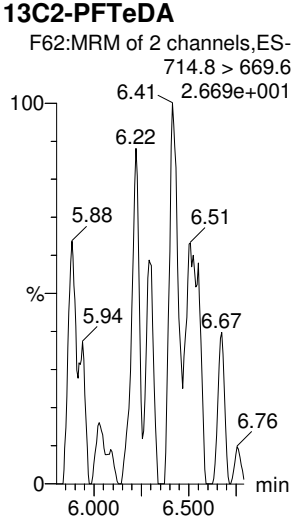

d5-N-ETFOSA

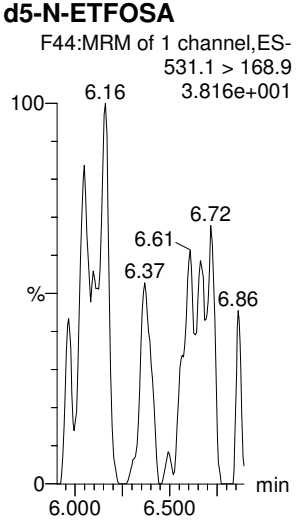

13C2-PFHxDA

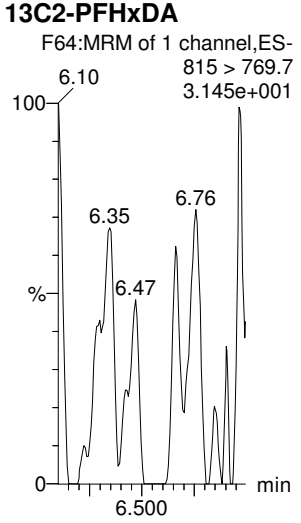

13C2-PFHxDA

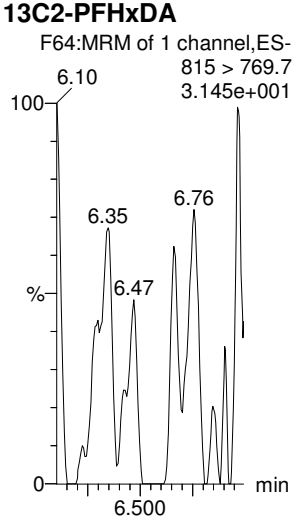

d7-N-MeFOSE

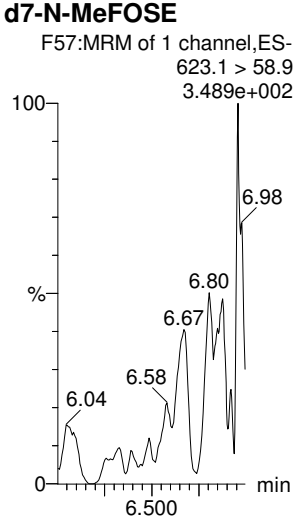

d9-N-EtFOSE

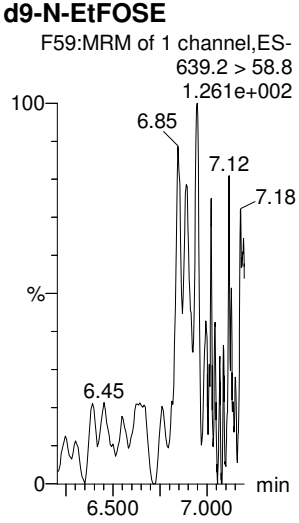

Vista Analytical Laboratory

Dataset: Untitled

Last Altered: Wednesday, July 25, 2018 09:58:00 Pacific Daylight Time
Printed: Wednesday, July 25, 2018 09:58:13 Pacific Daylight Time

Name: 180724M1_12, Date: 24-Jul-2018, Time: 23:04:20, ID: IPA, Description: IPA

13C4-PFBA

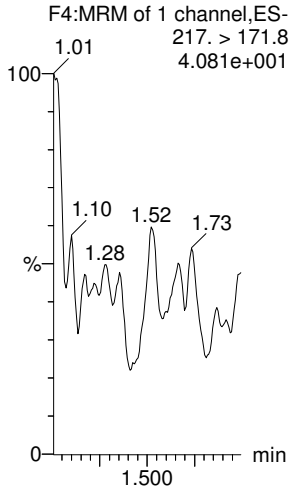

13C5-PFHxA

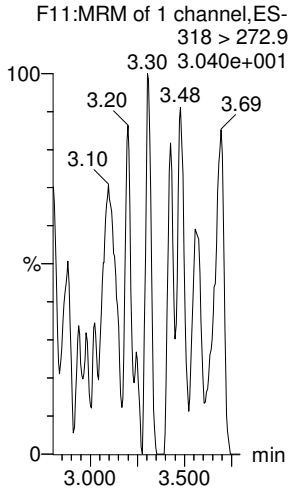

13C3-PFHxS

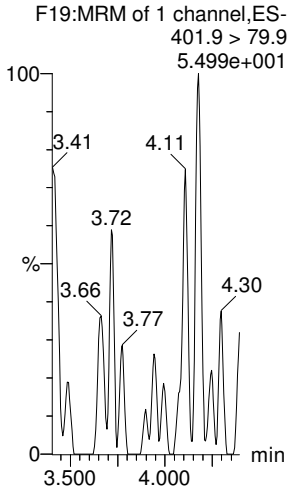

13C8-PFOA

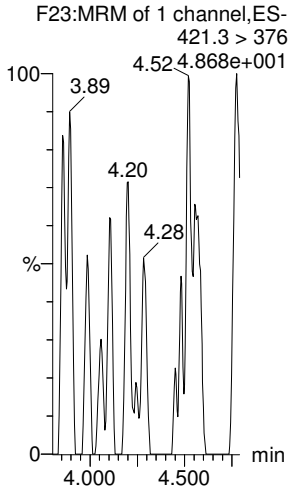

13C9-PFNA

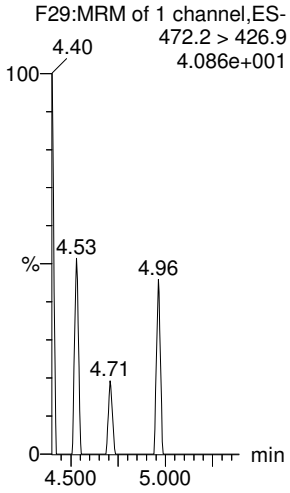

13C4-PFOS

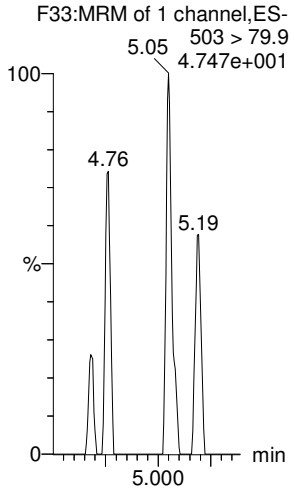

13C6-PFDA

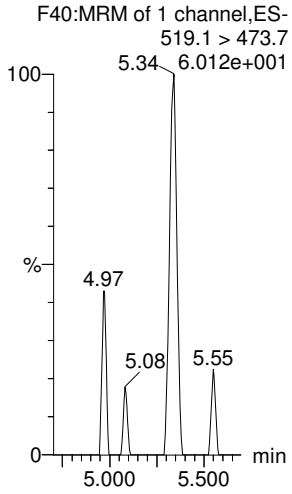

13C7-PFUdA

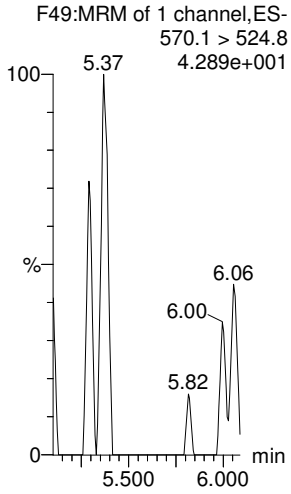

Dataset: F:\Projects\PFAS.PRO\Results\180724M1\180724M1-43.qld

Last Altered: Wednesday, July 25, 2018 13:50:39 Pacific Daylight Time
Printed: Wednesday, July 25, 2018 13:50:43 Pacific Daylight Time

Name: 180724M1_43, Date: 25-Jul-2018, Time: 04:28:46, ID: ST180724M1-12 PFC CS3 18G1915, Description: PFC CS3 18G1915

	#	Name	Trace	Area	IS Area	wt/vol	RT	Response	Conc.	%Rec	Recovery ...	Ion Ratio	Ratio Out?
1	1	PFBA	213.0 > 168.8	4607.275	5094.853	1.00	1.45	11.304	10.0	100.0	NO		
2	2	PFPeA	263.1 > 218.9	4867.889	6326.313	1.00	2.46	9.618	9.9	98.6	NO		
3	3	PFBS	299.0 > 79.7	1268.792	806.853	1.00	2.74	19.656	9.4	94.3	NO	2.992	NO
4	4	4:2 FTS	327.2>307.2	931.443	1135.275	1.00	3.15	10.256	9.9	99.0	NO	1.933	NO
5	5	PFHxA	313.2 > 268.9	6060.104	1700.329	1.00	3.24	17.820	9.8	98.0	NO	239.180	NO
6	6	PFPeS	349.1>80.1	972.388	806.853	1.00	3.43	15.065	8.4	84.2	NO	1.631	NO
7	36	13C3-PFBA	216.1 > 171.8	5094.853	5492.055	1.00	1.45	11.596	12.7	101.7	NO		
8	37	13C3-PFPeA	266. > 221.8	6326.313	6006.698	1.00	2.46	13.165	12.9	102.9	NO		
9	38	13C3-PFBS	302. > 98.8	806.853	6006.698	1.00	2.74	1.679	13.1	105.1	NO		
10	39	13C2-4:2 FTS	329.2>308.9	1135.275	6006.698	1.00	3.15	2.363	11.5	91.8	NO		
11	40	13C2-PFHxA	315 > 269.8	1700.329	6006.698	1.00	3.24	3.538	4.8	96.0	NO		
12	38	13C3-PFBS	302. > 98.8	806.853	6006.698	1.00	2.74	1.679	13.1	105.1	NO		
13	-1												
14	10	6:2 FTS	427.1 > 407	1088.119	1187.523	1.00	4.34	11.454	9.7	96.5	NO	3.673	NO
15	7	PFHpA	363.0 > 318.9	4238.951	4912.936	1.00	3.87	10.785	9.3	93.1	NO	14.137	YES
16	8	L-PFHxS	398.9 > 79.6	944.155	742.438	1.00	4.02	15.896	9.6	96.2	NO	1.779	NO
17	11	L-PFOA	413 > 368.7	5691.402	6752.211	1.00	4.40	10.536	10.4	104.1	NO	4.006	NO
18	13	PFHpS	449 > 80.0	1179.465	1842.850	1.00	4.50	8.000	9.6	95.7	NO	1.690	NO
19	14	PFNA	463.0 > 418.8	7495.965	7506.775	1.00	4.83	12.482	11.0	109.7	NO	4.530	NO
20	43	13C2-6:2 FTS	429.1 > 408.9	1187.523	6981.181	1.00	4.34	2.126	12.5	99.6	NO		
21	41	13C4-PFHpA	367.2 > 321.8	4912.936	6006.698	1.00	3.87	10.224	12.2	97.7	NO		
22	42	18O2-PFHxS	403.0 > 102.6	742.438	1415.545	1.00	4.02	6.556	13.5	108.3	NO		
23	44	13C2-PFOA	414.9 > 369.7	6752.211	6981.181	1.00	4.40	12.090	11.5	92.0	NO		
24	47	13C8-PFOS	507.0 > 79.9	1842.850	1618.678	1.00	4.91	14.231	13.3	106.8	NO		
25	45	13C5-PFNA	468.2 > 422.9	7506.775	7799.769	1.00	4.83	12.030	12.6	100.5	NO		
26	-1												
27	15	PFOSA	498.2 > 77.9	2568.084	3825.381	1.00	4.88	8.392	9.4	93.5	NO	40.446	NO
28	16	L-PFOS	499.1 > 79.9	1439.789	1842.850	1.00	4.91	9.766	11.0	109.7	NO	1.952	NO
29	18	PFDA	513 > 468.8	8429.298	8292.558	1.00	5.20	12.706	10.0	100.0	NO	5.540	NO
30	19	8:2 FTS	527 > 506.9	1672.080	1346.523	1.00	5.18	15.522	8.9	88.9	NO	2.705	NO
31	20	PFNS	549.1>80.1	1156.842	1346.523	1.00	5.26	10.739	11.8	118.2	NO	1.715	NO
32	21	L-MeFOSAA	570.1 > 419	2328.313	2938.808	1.00	5.35	9.903	8.8	88.1	NO	20.396	YES
33	46	13C8-PFOSA	506.1 > 77.7	3825.381	13040.455	1.00	4.89	3.667	13.3	106.2	NO		
34	47	13C8-PFOS	507.0 > 79.9	1842.850	1618.678	1.00	4.91	14.231	13.3	106.8	NO		
35	48	13C2-PFDA	515.1 > 469.9	8292.558	8605.585	1.00	5.20	12.045	13.2	105.2	NO		
36	49	13C2-8:2 FTS	529.1 > 508.7	1346.523	6006.698	1.00	5.18	2.802	12.2	97.3	NO		

7/25/18

7/25/18

Dataset: F:\Projects\PFAS.PRO\Results\180724M1\180724M1-43.qld

Last Altered: Wednesday, July 25, 2018 13:50:39 Pacific Daylight Time
Printed: Wednesday, July 25, 2018 13:50:43 Pacific Daylight Time

Name: 180724M1_43, Date: 25-Jul-2018, Time: 04:28:46, ID: ST180724M1-12 PFC CS3 18G1915, Description: PFC CS3 18G1915

	#	Name	Trace	Area	IS Area	wt/vol	RT	Response	Conc.	%Rec	Recovery ...	Ion Ratio	Ratio Out?
37	49	13C2-8:2 FTS	529.1 > 508.7	1346.523	6006.698	1.00	5.18	2.802	12.2	97.3	NO		
38	50	d3-N-MeFOSAA	573.3 > 419	2938.808	13040.455	1.00	5.35	2.817	15.2	121.2	NO		
39	-1												
40	23	L-EtFOSAA	584.2 > 419	1940.544	2961.432	1.00	5.51	8.191	10.1	101.5	NO	29.628	YES
41	27	PFDoA	612.9 > 569.0	9586.195	10111.11	1.00	5.81	11.851	9.2	92.4	NO	8.085	NO
42	26	PFDS	598.8 > 80	1499.540	11845.484	1.00	5.57	1.582	10.4	104.4	NO	2.023	NO
43	25	PFUdA	563.0 > 518.9	9687.535	11845.484	1.00	5.53	10.223	10.3	102.9	NO	12.695	NO
44	28	N-MeFOSA	512.1 > 168.9	3739.354	10749.607	1.00	5.78	52.179	54.1	108.3	NO	1.296	NO
45	29	PFTrDA	662.9 > 618.9	10816.677	10111.11	1.00	6.06	13.372	11.4	114.2	NO	26.496	NO
46	51	d5-N-EtFOSAA	589.3 > 419	2961.432	13040.455	1.00	5.51	2.839	14.0	111.8	NO		
47	53	13C2-PFDoA	615.0 > 569.7	10111.11	8605.585	1.00	5.81	14.687	12.1	96.9	NO		
48	52	13C2-PFUdA	565 > 519.8	11845.484	13040.455	1.00	5.53	11.355	12.7	101.3	NO		
49	52	13C2-PFUdA	565 > 519.8	11845.484	13040.455	1.00	5.53	11.355	12.7	101.3	NO		
50	54	d3-N-MeFOSA	515.2 > 168.9	10749.607	13040.455	1.00	5.80	10.304	157.0	104.7	NO		
51	53	13C2-PFDoA	615.0 > 569.7	10111.11	8605.585	1.00	5.81	14.687	12.1	96.9	NO		
52	-1												
53	30	PFTeDA	712.9 > 668.8	7835.350	4957.304	1.00	6.26	19.757	11.6	116.3	NO	10.955	NO
54	31	N-EtFOSA	526.1 > 168.9	3829.567	12805.791	1.00	6.15	44.857	52.4	104.8	NO	1.400	NO
55	32	PFHxDA	813.1 > 768.6	3056.629	2966.490	1.00	6.58	5.152	9.1	91.4	NO	16.349	YES
56	33	PFODA	913.1 > 868.8	6769.125	2966.490	1.00	6.80	11.409	13.0	129.8	NO		
57	34	N-MeFOSE	616.1 > 58.9	3632.672	11641.038	1.00	6.29	46.809	49.8	99.6	NO		
58	35	N-EtFOSE	630.1 > 58.9	4565.049	12483.450	1.00	6.43	54.853	52.7	105.4	NO		
59	55	13C2-PFTeDA	714.8 > 669.6	4957.304	13040.455	1.00	6.26	4.752	9.7	77.4	NO		
60	56	d5-N-ETFOSA	531.1 > 168.9	12805.791	13040.455	1.00	6.17	12.275	162.8	108.5	NO		
61	57	13C2-PFHxDA	815 > 769.7	2966.490	13040.455	1.00	6.57	2.844	3.9	77.5	NO		
62	57	13C2-PFHxDA	815 > 769.7	2966.490	13040.455	1.00	6.57	2.844	3.9	77.5	NO		
63	58	d7-N-MeFOSE	623.1 > 58.9	11641.038	13040.455	1.00	6.27	11.159	156.9	104.6	NO		
64	59	d9-N-EtFOSE	639.2 > 58.8	12483.450	13040.455	1.00	6.42	11.966	165.2	110.1	NO		
65	-1												
66	60	13C4-PFBA	217. > 171.8	5492.055	5492.055	1.00	1.44	12.500	12.5	100.0	NO		
67	61	13C5-PFHxA	318 > 272.9	6006.698	6006.698	1.00	3.24	12.500	12.5	100.0	NO		
68	62	13C3-PFHxS	401.9 > 79.9	1415.545	1415.545	1.00	4.02	12.500	12.5	100.0	NO		
69	63	13C8-PFOA	421.3 > 376	6981.181	6981.181	1.00	4.40	12.500	12.5	100.0	NO		
70	64	13C9-PFNA	472.2 > 426.9	7799.769	7799.769	1.00	4.83	12.500	12.5	100.0	NO		
71	65	13C4-PFOS	503 > 79.9	1618.678	1618.678	1.00	4.91	12.500	12.5	100.0	NO		
72	66	13C6-PFDA	519.1 > 473.7	8605.585	8605.585	1.00	5.20	12.500	12.5	100.0	NO		

Dataset: F:\Projects\PFAS.PRO\Results\180724M1\180724M1-43.qld

Last Altered: Wednesday, July 25, 2018 13:50:39 Pacific Daylight Time
Printed: Wednesday, July 25, 2018 13:50:43 Pacific Daylight Time

Name: 180724M1_43, Date: 25-Jul-2018, Time: 04:28:46, ID: ST180724M1-12 PFC CS3 18G1915, Description: PFC CS3 18G1915

	#	Name	Trace	Area	IS Area	wt/vol	RT	Response	Conc.	%Rec	Recovery ...	Ion Ratio	Ratio Out?
73	67	13C7-PFUdA	570.1 > 524.8	13040.455	13040.455	1.00	5.53	12.500	12.5	100.0	NO		

Vista Analytical Laboratory

Dataset: Untitled

Last Altered: Wednesday, July 25, 2018 13:45:26 Pacific Daylight Time
Printed: Wednesday, July 25, 2018 13:45:29 Pacific Daylight Time

Method: F:\Projects\PFAS.PRO\MethDB\PFAS_FULL_80C_072418.mdb 25 Jul 2018 09:47:02
Calibration: F:\Projects\PFAS.PRO\CurveDB\C18_VAL-PFAS_Q4_07-24-18.cdb 25 Jul 2018 09:45:29

Compound name: PFBA

	#	Name	ID	Acq.Date	Acq.Time
1	1	180724M1_1	IPA	24-Jul-18	21:09:15
2	2	180724M1_2	ST180724M1-1 PFC CS-2 18G1910	24-Jul-18	21:19:44
3	3	180724M1_3	ST180724M1-2 PFC CS-1 18G1911	24-Jul-18	21:30:08
4	4	180724M1_4	ST180724M1-3 PFC CS0 18G1912	24-Jul-18	21:40:38
5	5	180724M1_5	ST180724M1-4 PFC CS1 18G1913	24-Jul-18	21:51:09
6	6	180724M1_6	ST180724M1-5 PFC CS2 18G1914	24-Jul-18	22:01:34
7	7	180724M1_7	ST180724M1-6 PFC CS3 18G1915	24-Jul-18	22:12:04
8	8	180724M1_8	ST180724M1-7 PFC CS4 18G1916	24-Jul-18	22:22:29
9	9	180724M1_9	ST180724M1-8 PFC CS5 18G1917	24-Jul-18	22:32:59
10	10	180724M1_10	ST180724M1-9 PFC CS6 18G1918	24-Jul-18	22:43:24
11	11	180724M1_11	ST180724M1-10 PFC CS7 18G1919	24-Jul-18	22:53:54
12	12	180724M1_12	IPA	24-Jul-18	23:04:20
13	13	180724M1_13	ICV180724M1-1 PFC 537 ICV 18G1920	24-Jul-18	23:14:50
14	14	180724M1_14	IPA	24-Jul-18	23:25:14
15	15	180724M1_15	B8G0047-BLK1 Method Blank 1	24-Jul-18	23:35:44
16	16	180724M1_16	B8G0047-MS1 Matrix Spike 1.01	24-Jul-18	23:46:09
17	17	180724M1_17	B8G0047-MSD1 Matrix Spike Dup 1.03	24-Jul-18	23:56:40
18	18	180724M1_18	1801576-01 MCLPCD161 1.02	25-Jul-18	00:07:04
19	19	180724M1_19	1801576-03 MCLPCD167 1.01	25-Jul-18	00:17:35
20	20	180724M1_20	1801576-04 MCLPCD168 1.03	25-Jul-18	00:27:59
21	21	180724M1_21	1801576-06 MCLPCB077 1.03	25-Jul-18	00:38:30
22	22	180724M1_22	1801576-07 MCLPCB078 1.06	25-Jul-18	00:49:00
23	23	180724M1_23	1801576-08 MCLPCB074 1.02	25-Jul-18	00:59:25
24	24	180724M1_24	1801576-09 MCLPCB374 1.01	25-Jul-18	01:09:55
25	25	180724M1_25	1801576-10 MCLPCB075 1.05	25-Jul-18	01:20:25
26	26	180724M1_26	1801576-11 MCLP18112 1	25-Jul-18	01:30:49
27	27	180724M1_27	1801576-12 MCLPCB073 1.03	25-Jul-18	01:41:20
28	28	180724M1_28	IPA	25-Jul-18	01:51:50
29	29	180724M1_29	ST180724M1-11 PFC CS3 18G1915	25-Jul-18	02:02:15
30	30	180724M1_30	1801492-04 EB04-180625SFK 0.25943	25-Jul-18	02:12:45
31	31	180724M1_31	1801492-05 EB05-180625SFK 0.25452	25-Jul-18	02:23:10
32	32	180724M1_32	1801492-06 EB06-180625SFK 0.25873	25-Jul-18	02:33:41

Vista Analytical Laboratory

Dataset: Untitled

Last Altered: Wednesday, July 25, 2018 13:45:26 Pacific Daylight Time
Printed: Wednesday, July 25, 2018 13:45:29 Pacific Daylight Time

Compound name: PFBA

	#	Name	ID	Acq.Date	Acq.Time
33	33	180724M1_33	1801492-07 EB07-180626SFK 0.25914	25-Jul-18	02:44:12
34	34	180724M1_34	1801492-08 EB08-180626SFK 0.25674	25-Jul-18	02:54:36
35	35	180724M1_35	B8F0242-BS1 OPR 1	25-Jul-18	03:05:07
36	36	180724M1_36	B8F0242-BLK1 Method Blank 1	25-Jul-18	03:15:31
37	37	180724M1_37	1801420-01 HS-SB-106-(14-15)-EPA 1.18	25-Jul-18	03:26:01
38	38	180724M1_38	1801481-01 HA-105 (2') 1.18	25-Jul-18	03:36:32
39	39	180724M1_39	1801481-02 HA-106 (2') 1.11	25-Jul-18	03:46:57
40	40	180724M1_40	1801508-01 S91198.01 3.07	25-Jul-18	03:57:27
41	41	180724M1_41	1801810-10 WI-AF-EXC1B-0718 0.11717	25-Jul-18	04:07:51
42	42	180724M1_42	IPA	25-Jul-18	04:18:22
43	43	180724M1_43	ST180724M1-12 PFC CS3 18G1915	25-Jul-18	04:28:46
44	44	180724M1_44	B8G0120-BS1 OPR 0.25	25-Jul-18	04:39:16
45	45	180724M1_45	1801453-09RE1 FB_TRPARK_PUB_W...	25-Jul-18	04:49:41
46	46	180724M1_46	1801453-10RE1 TRPARK_PUB_WELL...	25-Jul-18	05:00:11
47	47	180724M1_47	1801453-11RE1 TRPARK_PUB_WELL...	25-Jul-18	05:10:42
48	48	180724M1_48	B8G0034-BS1 OPR 0.125	25-Jul-18	05:21:07
49	49	180724M1_49	B8G0034-BLK1 Method Blank 0.125	25-Jul-18	05:31:37
50	50	180724M1_50	1801496-01 MW-6 0.11944	25-Jul-18	05:42:02
51	51	180724M1_51	1801496-02 MW-7 0.11891	25-Jul-18	05:52:33
52	52	180724M1_52	B8F0245-BS1 OPR 0.25	25-Jul-18	06:03:03
53	53	180724M1_53	B8F0245-BSD1 LCSD 0.25	25-Jul-18	06:13:28
54	54	180724M1_54	B8F0245-BLK1 Method Blank 0.25	25-Jul-18	06:23:58
55	55	180724M1_55	1801482-01 Bemidji- Pilot- APR2 lead 0....	25-Jul-18	06:34:23
56	56	180724M1_56	1801482-02 Bemidji- Pilot- PSR2 + 0.2578	25-Jul-18	06:44:54
57	57	180724M1_57	1801482-03 Bemidji- Pilot- INF 0.25289	25-Jul-18	06:55:18
58	58	180724M1_58	1801492-01 EB01-180625SFK 0.25829	25-Jul-18	07:05:49
59	59	180724M1_59	1801492-02 EB02-180625SFK 0.25884	25-Jul-18	07:16:14
60	60	180724M1_60	1801492-03 EB03-180625SFK 0.25556	25-Jul-18	07:26:44
61	61	180724M1_61	B8G0154-BS1 OPR 0.25	25-Jul-18	07:37:14
62	62	180724M1_62	B8G0154-BLK1 Method Blank 0.25	25-Jul-18	07:47:39
63	63	180724M1_63	B8G0154-MS1 Matrix Spike 0.11868	25-Jul-18	07:58:09
64	64	180724M1_64	B8G0154-MSD1 Matrix Spike Dup 0.117...	25-Jul-18	08:08:34
65	65	180724M1_65	IPA	25-Jul-18	08:19:05
66	66	180724M1_66	ST180724M1-13 PFC CS3 18G1915	25-Jul-18	08:29:35
67	67	180724M1_67	ST180724M1-14 PFC CS0 18G1912	25-Jul-18	08:40:05
68	68	180724M1_68	1801766-01 SB01-20180712 0.2498	25-Jul-18	08:50:30

Vista Analytical Laboratory

Dataset: Untitled

Last Altered: Wednesday, July 25, 2018 13:45:26 Pacific Daylight Time
Printed: Wednesday, July 25, 2018 13:45:29 Pacific Daylight Time

Compound name: PFBA

	#	Name	ID	Acq.Date	Acq.Time
69	69	180724M1_69	1801766-02 IS720W02S-20180712 0.2...	25-Jul-18	09:01:01
70	70	180724M1_70	1801766-03 EB01-20180712 0.25011	25-Jul-18	09:11:25
71	71	180724M1_71	1801593-01 Trip Blank 0.11948	25-Jul-18	09:22:46
72	72	180724M1_72	1801593-02 EB01-0718 0.11962	25-Jul-18	09:33:15
73	73	180724M1_73	1801593-03 MW1-0718 0.11594	25-Jul-18	09:43:45
74	74	180724M1_74	1801593-04 MW2A-0718 0.11793	25-Jul-18	09:54:10
75	75	180724M1_75	1801593-05 MW2-0718 0.11287	25-Jul-18	10:04:40
76	76	180724M1_76	1801594-01 MW-1 0.11809	25-Jul-18	10:15:05
77	77	180724M1_77	1801594-02 MW-3 0.11898	25-Jul-18	10:25:35
78	78	180724M1_78	1801594-03 MW-4 0.11943	25-Jul-18	10:36:05
79	79	180724M1_79	IPA	25-Jul-18	10:46:30
80	80	180724M1_80	ST180724M1-15 PFC CS3 18G1915	25-Jul-18	10:57:00

Vista Analytical Laboratory

Dataset: F:\Projects\PFAS.PRO\Results\180724M1\180724M1-43.qld

Last Altered: Wednesday, July 25, 2018 13:50:39 Pacific Daylight Time
Printed: Wednesday, July 25, 2018 13:50:43 Pacific Daylight Time

Method: F:\Projects\PFAS.PRO\MethDB\PFAS_FULL_80C_072418.mdb 25 Jul 2018 09:47:02
Calibration: F:\Projects\PFAS.PRO\CurveDB\C18_VAL-PFAS_Q4_07-24-18.cdb 25 Jul 2018 09:45:29

Name: 180724M1_43, Date: 25-Jul-2018, Time: 04:28:46, ID: ST180724M1-12 PFC CS3 18G1915, Description: PFC CS3 18G1915

PFBA
F2:MRM of 1 channel,ES-
213.0 > 168.8
5.803e+004

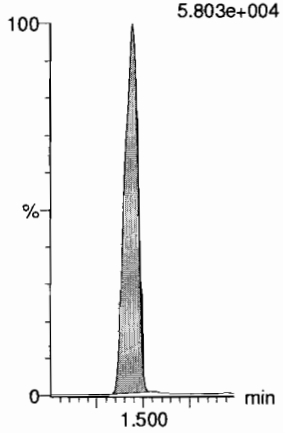

PFPeA
F5:MRM of 1 channel,ES-
263.1 > 218.9
1.355e+005



PFBS
F7:MRM of 2 channels,ES-
299.0 > 79.7
3.670e+004

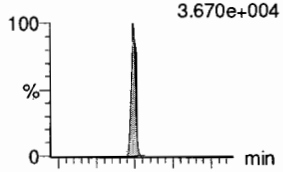

F7:MRM of 2 channels,ES-
299.0 > 99.0
1.196e+004

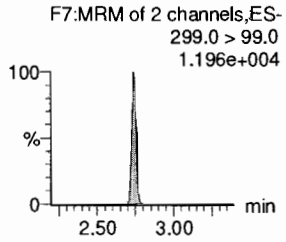

4:2 FTS
F12:MRM of 2 channels,ES-
327.2 > 307.2
2.522e+004

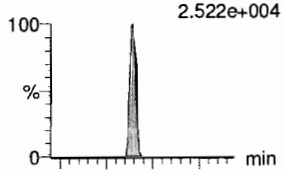

F12:MRM of 2 channels,ES-
327.2 > 81.1
1.273e+004

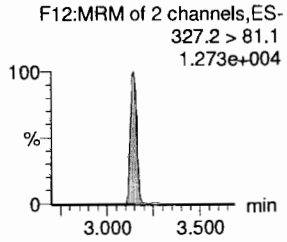

PFHxA
F9:MRM of 2 channels,ES-
313.2 > 268.9
1.602e+005

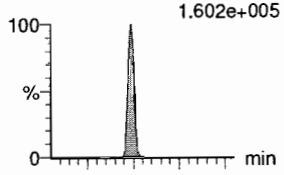

F9:MRM of 2 channels,ES-
313.2 > 119
6.311e+002

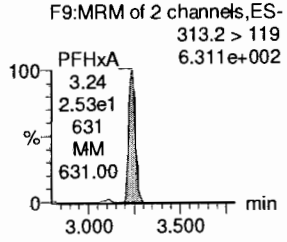

PFPeS
F15:MRM of 2 channels,ES-
349.1 > 80.1
2.457e+004

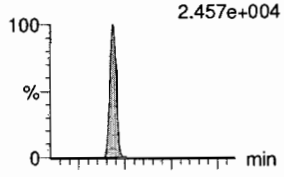

F15:MRM of 2 channels,ES-
349.1 > 99
1.567e+004

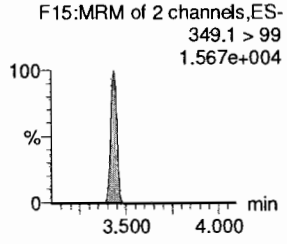

13C3-PFBA
F3:MRM of 1 channel,ES-
216.1 > 171.8
6.459e+004

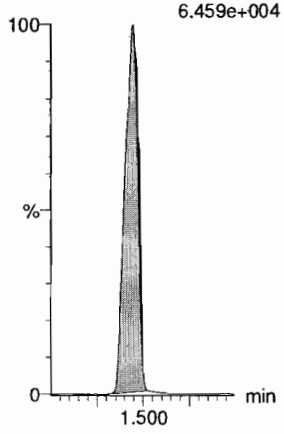

13C3-PFPeA
F6:MRM of 1 channel,ES-
266. > 221.8
1.742e+005

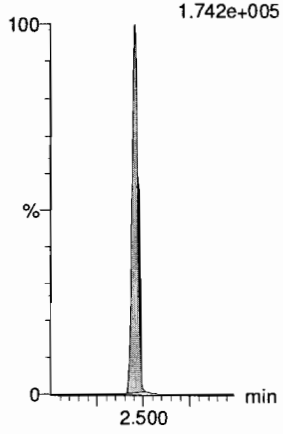

13C3-PFBS
F8:MRM of 1 channel,ES-
302. > 98.8
2.340e+004

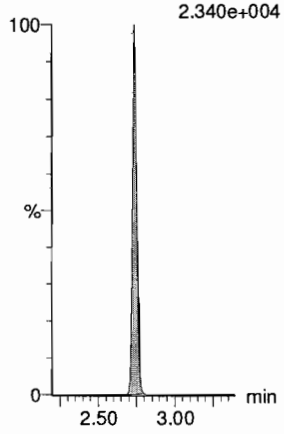

13C2-4:2 FTS
F13:MRM of 1 channel,ES-
329.2 > 308.9
3.016e+004

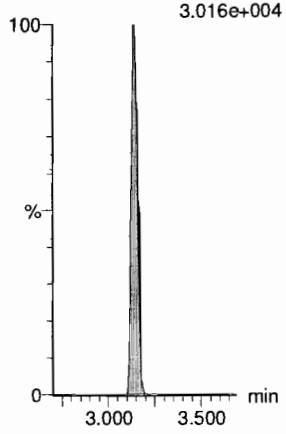

13C2-PFHxA
F10:MRM of 1 channel,ES-
315 > 269.8
4.578e+004

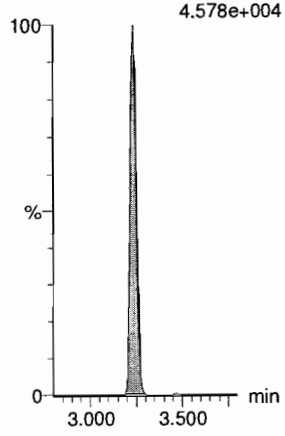

13C3-PFBS
F8:MRM of 1 channel,ES-
302. > 98.8
2.340e+004

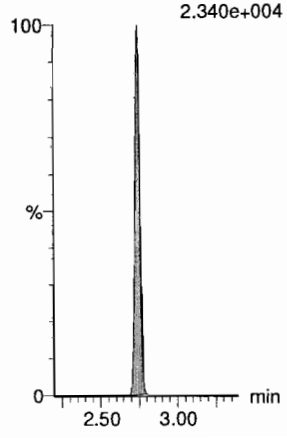

Dataset: F:\Projects\PFAS.PRO\Results\180724M1\180724M1-43.qld

Last Altered: Wednesday, July 25, 2018 13:50:39 Pacific Daylight Time
Printed: Wednesday, July 25, 2018 13:50:43 Pacific Daylight Time

Name: 180724M1_43, Date: 25-Jul-2018, Time: 04:28:46, ID: ST180724M1-12 PFC CS3 18G1915, Description: PFC CS3 18G1915

6:2 FTS

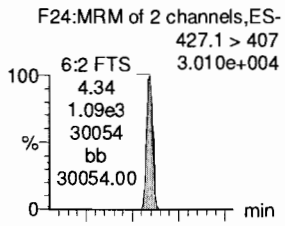

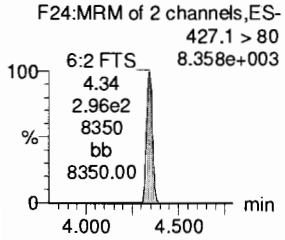

PFHpA

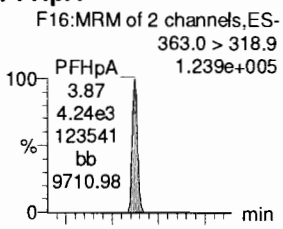

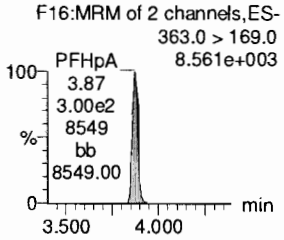

L-PFHxS

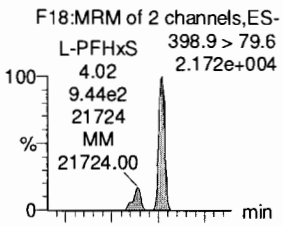

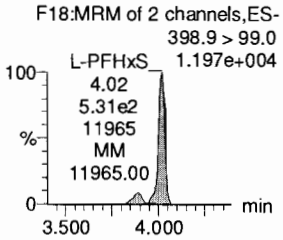

L-PFOA

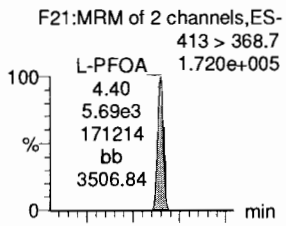

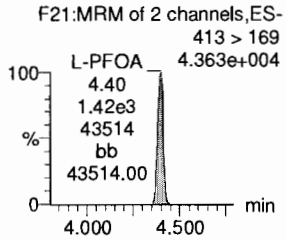

PFHpS

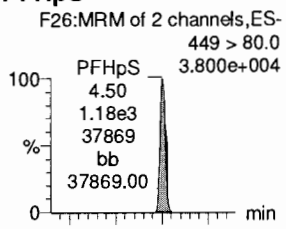

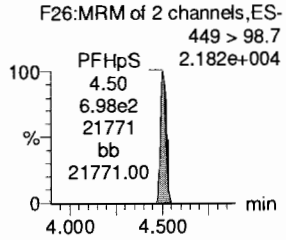

PFNA

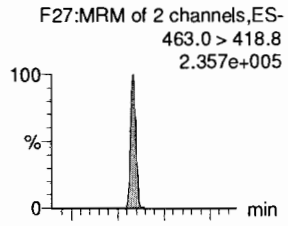

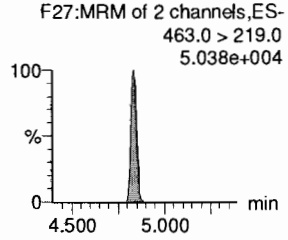

13C2-6:2 FTS

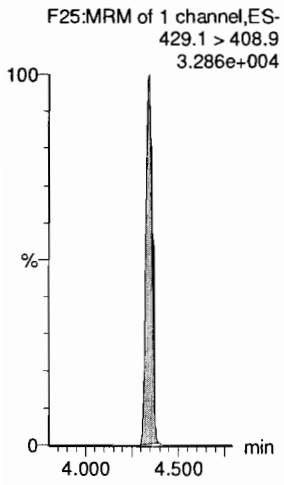

13C4-PFHpA

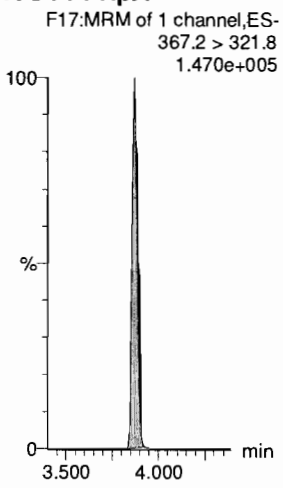

18O2-PFHxS

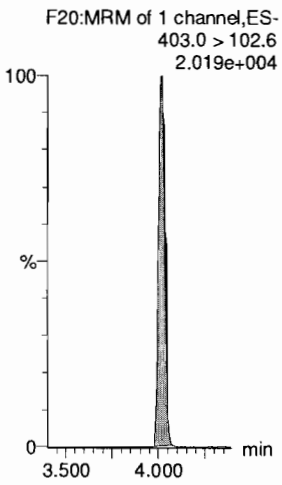

13C2-PFOA

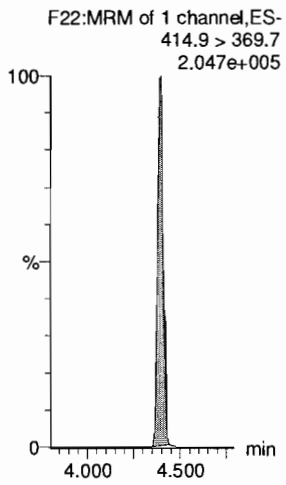

13C8-PFOS

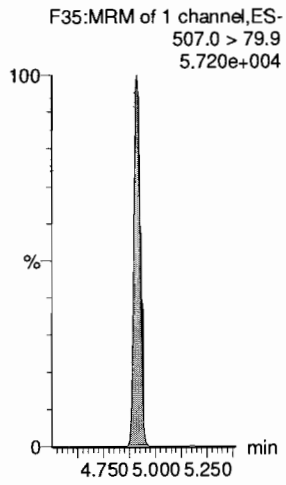

13C5-PFNA

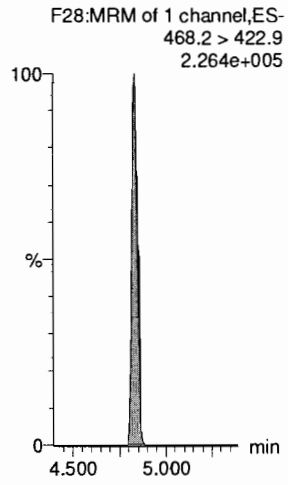

Dataset: F:\Projects\PFAS.PRO\Results\180724M1\180724M1-43.qld

Last Altered: Wednesday, July 25, 2018 13:50:39 Pacific Daylight Time
Printed: Wednesday, July 25, 2018 13:50:43 Pacific Daylight Time

Name: 180724M1_43, Date: 25-Jul-2018, Time: 04:28:46, ID: ST180724M1-12 PFC CS3 18G1915, Description: PFC CS3 18G1915

PFOSA

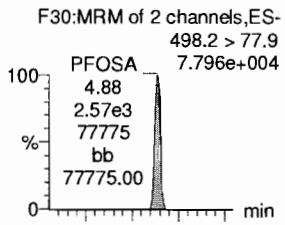

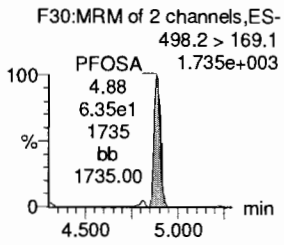

L-PFOS

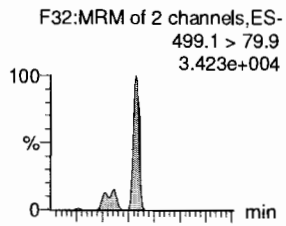

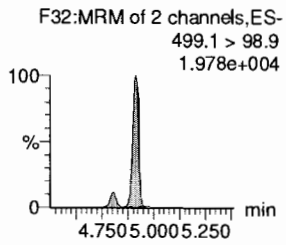

PFDA

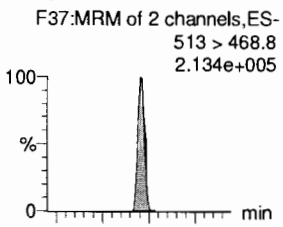

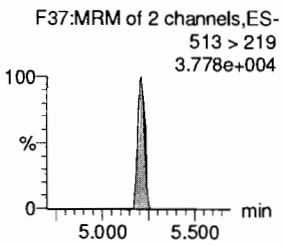

8:2 FTS

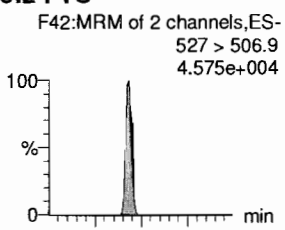

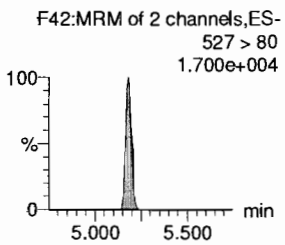

PFNS

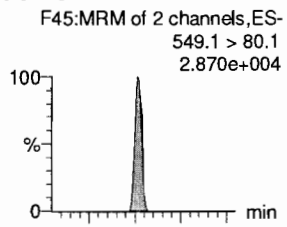

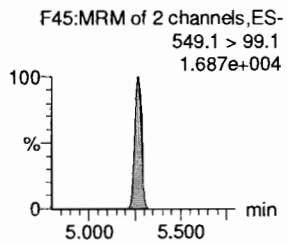

L-MeFOSAA

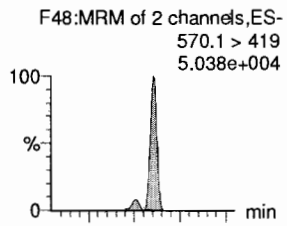

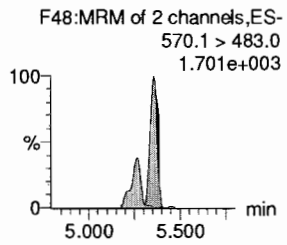

13C8-PFOSA

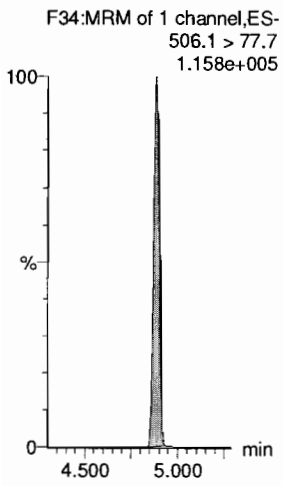

13C8-PFOS

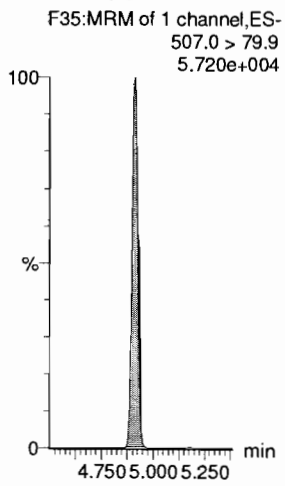

13C2-PFDA

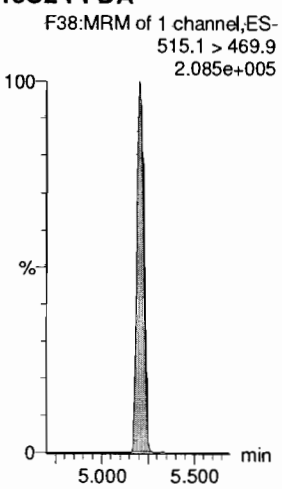

13C2-8:2 FTS

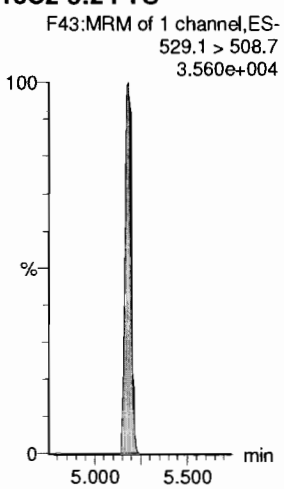

13C2-8:2 FTS

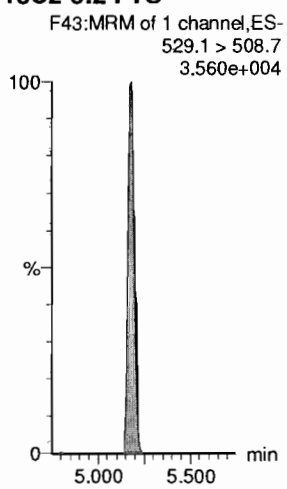

d3-N-MeFOSAA

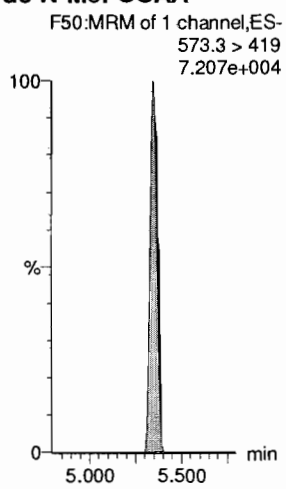

Dataset: F:\Projects\PFAS.PRO\Results\180724M1\180724M1-43.qld

Last Altered: Wednesday, July 25, 2018 13:50:39 Pacific Daylight Time
Printed: Wednesday, July 25, 2018 13:50:43 Pacific Daylight Time

Name: 180724M1_43, Date: 25-Jul-2018, Time: 04:28:46, ID: ST180724M1-12 PFC CS3 18G1915, Description: PFC CS3 18G1915

L-EtFOSAA

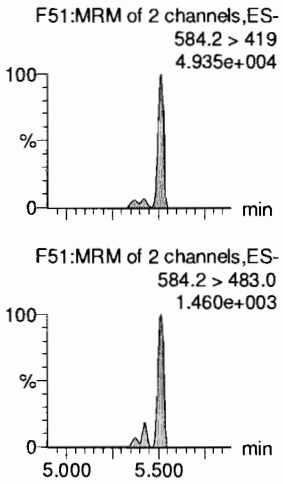

PFDoA

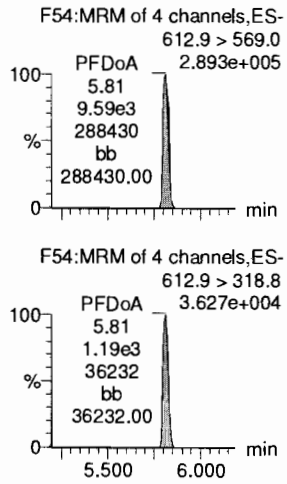

PFDS

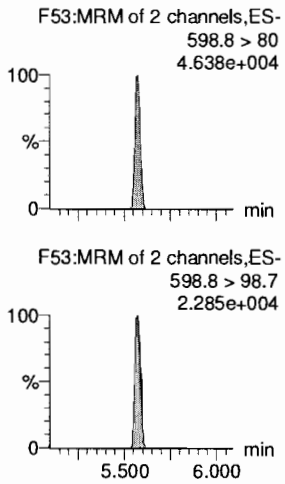

PFUdA

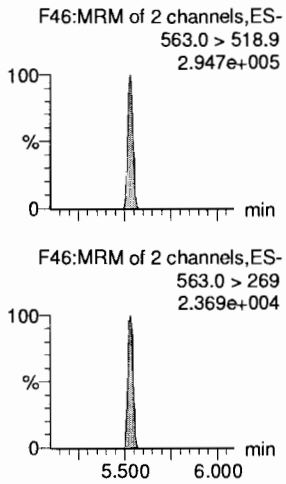

N-MeFOSA

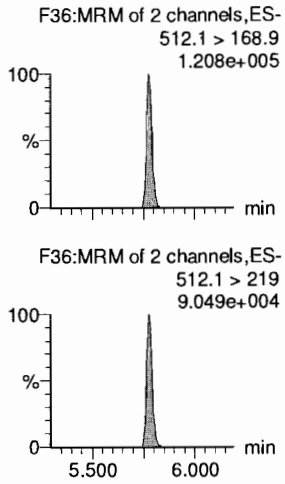

PFTrDA

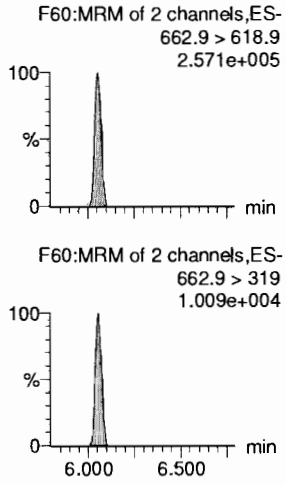

d5-N-EtFOSAA

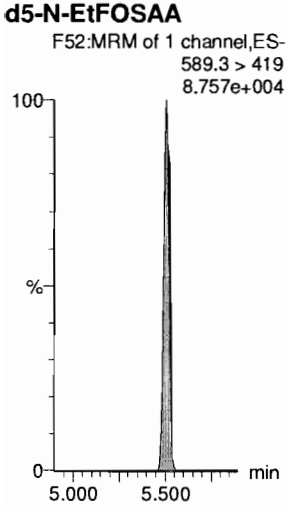

13C2-PFDoA

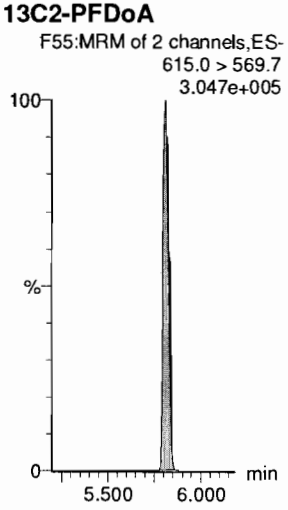

13C2-PFUdA

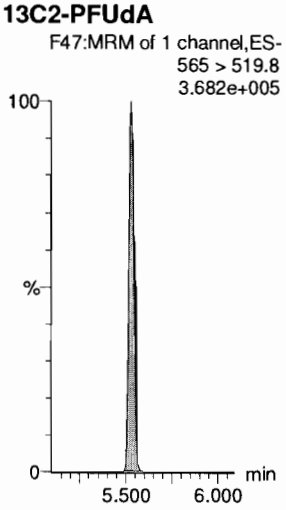

13C2-PFUdA

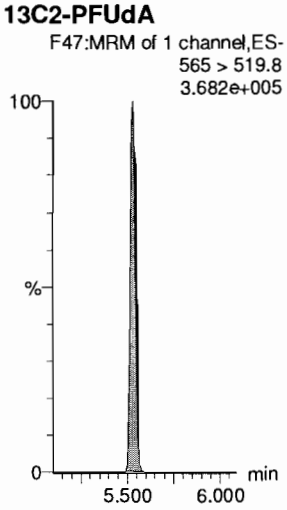

d3-N-MeFOSA



13C2-PFDoA

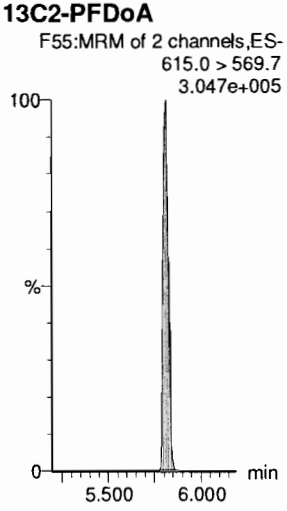

Dataset: F:\Projects\PFAS.PRO\Results\180724M1\180724M1-43.qld

Last Altered: Wednesday, July 25, 2018 13:50:39 Pacific Daylight Time
Printed: Wednesday, July 25, 2018 13:50:43 Pacific Daylight Time

Name: 180724M1_43, Date: 25-Jul-2018, Time: 04:28:46, ID: ST180724M1-12 PFC CS3 18G1915, Description: PFC CS3 18G1915

PFTeDA

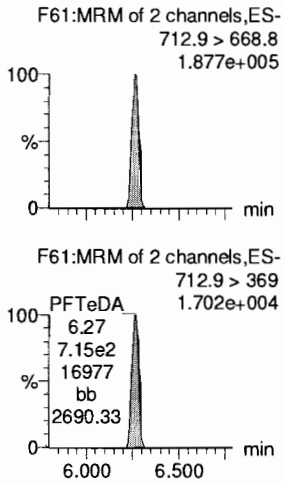

N-EtFOSA

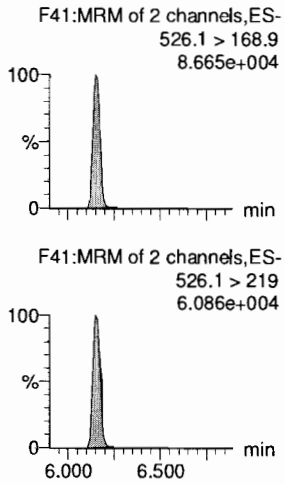

PFHxDA

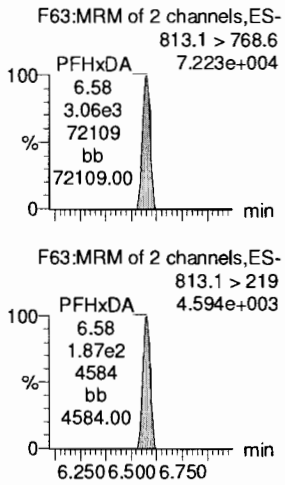

PFODA

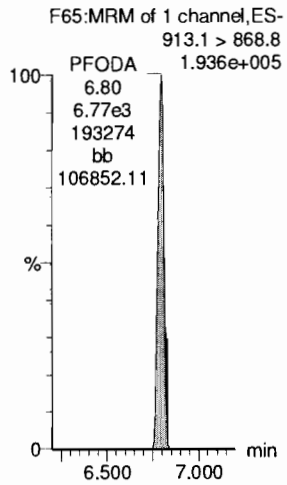

N-MeFOSE

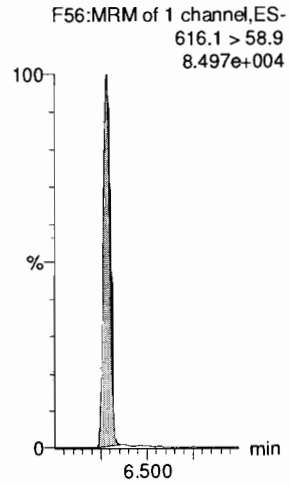

N-EtFOSE

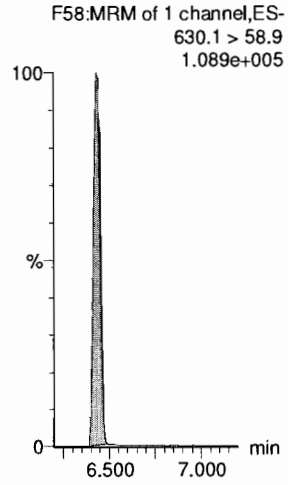

13C2-PFTeDA

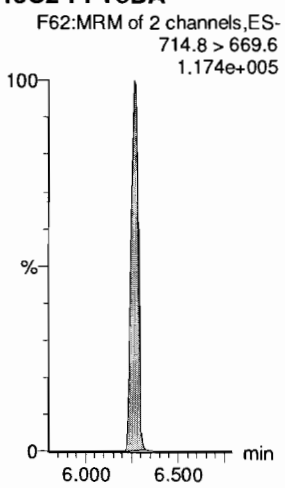

d5-N-ETFOSA

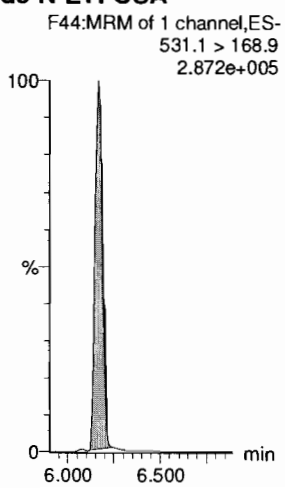

13C2-PFHxDA

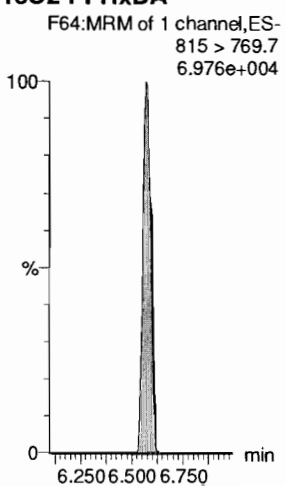

13C2-PFHxDA

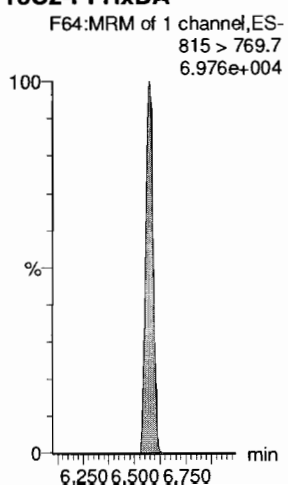

d7-N-MeFOSE

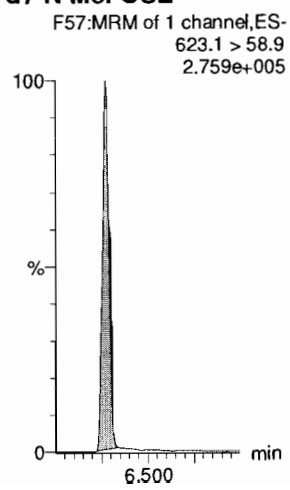

d9-N-EtFOSE

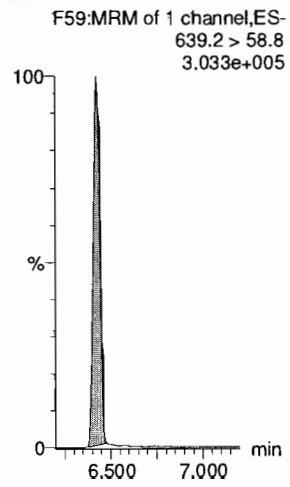

Dataset: F:\Projects\PFAS.PRO\Results\180724M1\180724M1-43.qld

Last Altered: Wednesday, July 25, 2018 13:50:39 Pacific Daylight Time
Printed: Wednesday, July 25, 2018 13:50:43 Pacific Daylight Time

Name: 180724M1_43, Date: 25-Jul-2018, Time: 04:28:46, ID: ST180724M1-12 PFC CS3 18G1915, Description: PFC CS3 18G1915

13C4-PFBA

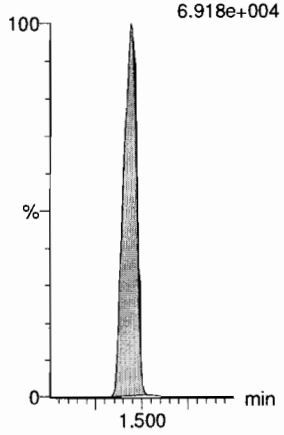

13C5-PFHxA

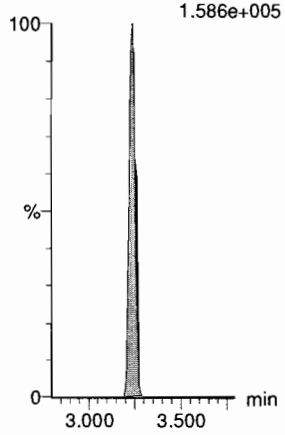

13C3-PFHxS

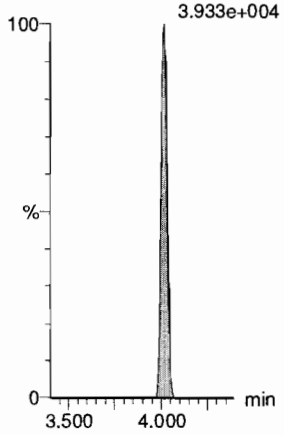

13C8-PFOA



13C9-PFNA

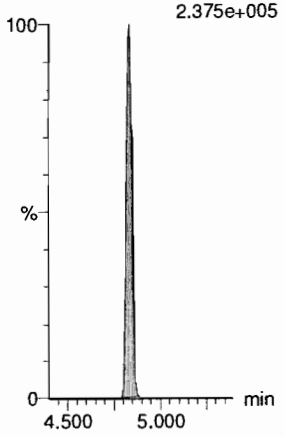

13C4-PFOS

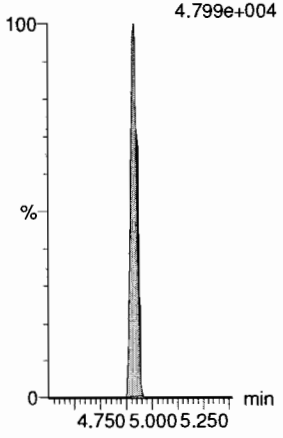

13C6-PFDA

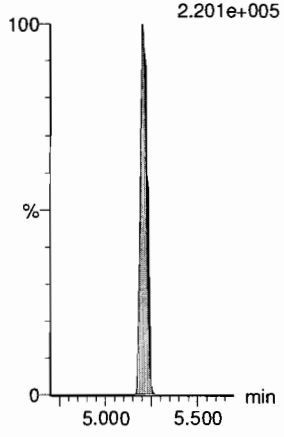

13C7-PFUdA

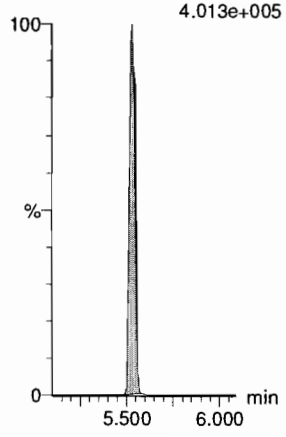

Dataset: F:\Projects\PFAS.PRO\Results\180724M1\180724M1-66.qld

Last Altered: Wednesday, July 25, 2018 11:19:05 Pacific Daylight Time
Printed: Wednesday, July 25, 2018 11:20:47 Pacific Daylight Time

Name: 180724M1_66, Date: 25-Jul-2018, Time: 08:29:35, ID: ST180724M1-13 PFC CS3 18G1915, Description: PFC CS3 18G1915

	#	Name	Trace	Area	IS Area	wt/vol	RT	Response	Conc.	%Rec	Recovery ...	Ion Ratio	Ratio Out?
1	1	PFBA	213.0 > 168.8	4689.840	5121.752	1.00	1.43	11.446	10.1	101.3	NO		
2	2	PFPeA	263.1 > 218.9	5039.847	6051.961	1.00	2.42	10.410	10.7	106.7	NO		
3	3	PFBS	299.0 > 79.7	1194.495	754.679	1.00	2.70	19.785	9.5	94.9	NO	2.962	NO
4	4	4:2 FTS	327.2>307.2	976.587	1176.318	1.00	3.11	10.378	10.0	100.3	NO	1.967	NO
5	5	PFHxA	313.2 > 268.9	6176.367	1740.673	1.00	3.20	17.741	9.8	97.6	NO	252.519	NO
6	6	PFPeS	349.1>80.1	1016.318	754.679	1.00	3.40	16.834	9.4	93.9	NO	1.550	NO
7	36	13C3-PFBA	216.1 > 171.8	5121.752	5563.277	1.00	1.44	11.508	12.6	100.9	NO		
8	37	13C3-PFPeA	266. > 221.8	6051.961	6113.613	1.00	2.42	12.374	12.1	96.7	NO		
9	38	13C3-PFBS	302. > 98.8	754.679	6113.613	1.00	2.71	1.543	12.1	96.6	NO		
10	39	13C2-4:2 FTS	329.2>308.9	1176.318	6113.613	1.00	3.11	2.405	11.7	93.5	NO		
11	40	13C2-PFHxA	315 > 269.8	1740.673	6113.613	1.00	3.20	3.559	4.8	96.5	NO		
12	38	13C3-PFBS	302. > 98.8	754.679	6113.613	1.00	2.71	1.543	12.1	96.6	NO		
13	-1												
14	10	6:2 FTS	427.1 > 407	924.818	1246.223	1.00	4.31	9.276	7.8	77.6	NO	2.650	NO
15	7	PFHpA	363.0 > 318.9	4591.860	5200.334	1.00	3.83	11.037	9.5	95.3	NO	16.508	NO
16	8	L-PFHxS	398.9 > 79.6	1038.306	764.534	1.00	3.98	16.976	10.3	102.8	NO	1.956	NO
17	11	L-PFOA	413 > 368.7	5948.142	7159.237	1.00	4.36	10.385	10.3	102.6	NO	4.025	NO
18	13	PFHpS	449 > 80.0	1382.935	1807.364	1.00	4.47	9.565	11.4	114.4	NO	2.041	NO
19	14	PFNA	463.0 > 418.8	7148.792	7452.307	1.00	4.80	11.991	10.5	105.3	NO	4.358	NO
20	43	13C2-6:2 FTS	429.1 > 408.9	1246.223	6681.131	1.00	4.31	2.332	13.7	109.2	NO		
21	41	13C4-PFHpA	367.2 > 321.8	5200.334	6113.613	1.00	3.83	10.633	12.7	101.6	NO		
22	42	18O2-PFHxS	403.0 > 102.6	764.534	1470.211	1.00	3.98	6.500	13.4	107.4	NO		
23	44	13C2-PFOA	414.9 > 369.7	7159.237	6681.131	1.00	4.36	13.395	12.7	101.9	NO		
24	47	13C8-PFOS	507.0 > 79.9	1807.364	1707.990	1.00	4.88	13.227	12.4	99.2	NO		
25	45	13C5-PFNA	468.2 > 422.9	7452.307	7792.229	1.00	4.80	11.955	12.5	99.9	NO		
26	-1												
27	15	PFOSA	498.2 > 77.9	2536.467	3932.696	1.00	4.85	8.062	9.0	89.8	NO	36.257	YES
28	16	L-PFOS	499.1 > 79.9	1337.960	1807.364	1.00	4.88	9.254	10.4	104.0	NO	2.082	NO
29	18	PFDA	513 > 468.8	8403.892	8248.816	1.00	5.18	12.735	10.0	100.3	NO	5.142	NO
30	19	8:2 FTS	527 > 506.9	1599.203	1332.865	1.00	5.15	14.998	8.6	85.9	NO	2.399	NO
31	20	PFNS	549.1>80.1	1098.566	1332.865	1.00	5.24	10.303	11.4	113.5	NO	1.687	NO
32	21	L-MeFOSAA	570.1 > 419	2450.342	2781.465	1.00	5.32	11.012	9.8	98.0	NO	23.492	YES
33	46	13C8-PFOSA	506.1 > 77.7	3932.696	12808.133	1.00	4.85	3.838	13.9	111.2	NO		
34	47	13C8-PFOS	507.0 > 79.9	1807.364	1707.990	1.00	4.88	13.227	12.4	99.2	NO		

VBF 7/25/18

7/25/18

Dataset: F:\Projects\PFAS.PRO\Results\180724M1\180724M1-66.qld

Last Altered: Wednesday, July 25, 2018 11:19:05 Pacific Daylight Time
Printed: Wednesday, July 25, 2018 11:20:47 Pacific Daylight Time

Name: 180724M1_66, Date: 25-Jul-2018, Time: 08:29:35, ID: ST180724M1-13 PFC CS3 18G1915, Description: PFC CS3 18G1915

	#	Name	Trace	Area	IS Area	wt/vol	RT	Response	Conc.	%Rec	Recovery ...	Ion Ratio	Ratio Out?
35	48	13C2-PFDA	515.1 > 469.9	8248.816	9460.332	1.00	5.18	10.899	11.9	95.2	NO		
36	49	13C2-8:2 FTS	529.1 > 508.7	1332.865	6113.613	1.00	5.15	2.725	11.8	94.6	NO		
37	49	13C2-8:2 FTS	529.1 > 508.7	1332.865	6113.613	1.00	5.15	2.725	11.8	94.6	NO		
38	50	d3-N-MeFOSAA	573.3 > 419	2781.465	12808.133	1.00	5.32	2.715	14.6	116.8	NO		
39	-1												
40	23	L-EtFOSAA	584.2 > 419	1984.197	2933.879	1.00	5.48	8.454	10.5	104.7	NO	16.011	NO
41	27	PFDoA	612.9 > 569.0	10961.867	11305.827	1.00	5.78	12.120	9.4	94.5	NO	8.828	NO
42	26	PFDS	598.8 > 80	1469.029	11849.688	1.00	5.55	1.550	10.2	102.3	NO	2.125	NO
43	25	PFUdA	563.0 > 518.9	9350.345	11849.688	1.00	5.50	9.863	9.9	99.2	NO	11.875	NO
44	28	N-MeFOSA	512.1 > 168.9	3815.871	11505.921	1.00	5.77	49.747	51.6	103.2	NO	1.349	NO
45	29	PFTrDA	662.9 > 618.9	11033.839	11305.827	1.00	6.03	12.199	10.4	104.2	NO	28.759	NO
46	51	d5-N-EtFOSAA	589.3 > 419	2933.879	12808.133	1.00	5.48	2.863	14.1	112.8	NO		
47	53	13C2-PFDoA	615.0 > 569.7	11305.827	9460.332	1.00	5.78	14.938	12.3	98.6	NO		
48	52	13C2-PFUdA	565 > 519.8	11849.688	12808.133	1.00	5.50	11.565	12.9	103.1	NO		
49	52	13C2-PFUdA	565 > 519.8	11849.688	12808.133	1.00	5.50	11.565	12.9	103.1	NO		
50	54	d3-N-MeFOSA	515.2 > 168.9	11505.921	12808.133	1.00	5.79	11.229	171.1	114.1	NO		
51	53	13C2-PFDoA	615.0 > 569.7	11305.827	9460.332	1.00	5.78	14.938	12.3	98.6	NO		
52	-1												
53	30	PFTeDA	712.9 > 668.8	8237.276	6313.006	1.00	6.24	16.310	9.6	96.0	NO	10.971	NO
54	31	N-EtFOSA	526.1 > 168.9	3970.854	13393.443	1.00	6.15	44.472	51.9	103.9	NO	1.479	NO
55	32	PFHxDA	813.1 > 768.6	4647.510	4223.672	1.00	6.55	5.502	9.8	97.8	NO	20.966	YES
56	33	PFODA	913.1 > 868.8	6990.297	4223.672	1.00	6.78	8.275	9.4	94.2	NO		
57	34	N-MeFOSE	616.1 > 58.9	3829.611	12569.773	1.00	6.28	45.700	48.6	97.2	NO		
58	35	N-EtFOSE	630.1 > 58.9	4628.498	12446.629	1.00	6.43	55.780	53.6	107.2	NO		
59	55	13C2-PFTeDA	714.8 > 669.6	6313.006	12808.133	1.00	6.24	6.161	12.5	100.3	NO		
60	56	d5-N-ETFOSA	531.1 > 168.9	13393.443	12808.133	1.00	6.16	13.071	173.4	115.6	NO		
61	57	13C2-PFHxDA	815 > 769.7	4223.672	12808.133	1.00	6.55	4.122	5.6	112.3	NO		
62	57	13C2-PFHxDA	815 > 769.7	4223.672	12808.133	1.00	6.55	4.122	5.6	112.3	NO		
63	58	d7-N-MeFOSE	623.1 > 58.9	12569.773	12808.133	1.00	6.27	12.267	172.5	115.0	NO		
64	59	d9-N-EtFOSE	639.2 > 58.8	12446.629	12808.133	1.00	6.42	12.147	167.7	111.8	NO		
65	-1												
66	60	13C4-PFBA	217. > 171.8	5563.277	5563.277	1.00	1.44	12.500	12.5	100.0	NO		
67	61	13C5-PFHxA	318 > 272.9	6113.613	6113.613	1.00	3.21	12.500	12.5	100.0	NO		
68	62	13C3-PFHxS	401.9 > 79.9	1470.211	1470.211	1.00	3.98	12.500	12.5	100.0	NO		

Dataset: F:\Projects\PFAS.PRO\Results\180724M1\180724M1-66.qld

Last Altered: Wednesday, July 25, 2018 11:19:05 Pacific Daylight Time
Printed: Wednesday, July 25, 2018 11:20:47 Pacific Daylight Time

Name: 180724M1_66, Date: 25-Jul-2018, Time: 08:29:35, ID: ST180724M1-13 PFC CS3 18G1915, Description: PFC CS3 18G1915

	#	Name	Trace	Area	IS Area	wt/vol	RT	Response	Conc.	%Rec	Recovery ...	Ion Ratio	Ratio Out?
69	63	13C8-PFOA	421.3 > 376	6681.131	6681.131	1.00	4.36	12.500	12.5	100.0	NO		
70	64	13C9-PFNA	472.2 > 426.9	7792.229	7792.229	1.00	4.80	12.500	12.5	100.0	NO		
71	65	13C4-PFOS	503 > 79.9	1707.990	1707.990	1.00	4.88	12.500	12.5	100.0	NO		
72	66	13C6-PFDA	519.1 > 473.7	9460.332	9460.332	1.00	5.18	12.500	12.5	100.0	NO		
73	67	13C7-PFUdA	570.1 > 524.8	12808.133	12808.133	1.00	5.50	12.500	12.5	100.0	NO		

Vista Analytical Laboratory

Dataset: Untitled

Last Altered: Wednesday, July 25, 2018 13:45:26 Pacific Daylight Time
Printed: Wednesday, July 25, 2018 13:45:29 Pacific Daylight Time

Method: F:\Projects\PFAS.PRO\MethDB\PFAS_FULL_80C_072418.mdb 25 Jul 2018 09:47:02
Calibration: F:\Projects\PFAS.PRO\CurveDB\C18_VAL-PFAS_Q4_07-24-18.cdb 25 Jul 2018 09:45:29

Compound name: PFBA

	#	Name	ID	Acq.Date	Acq.Time
1	1	180724M1_1	IPA	24-Jul-18	21:09:15
2	2	180724M1_2	ST180724M1-1 PFC CS-2 18G1910	24-Jul-18	21:19:44
3	3	180724M1_3	ST180724M1-2 PFC CS-1 18G1911	24-Jul-18	21:30:08
4	4	180724M1_4	ST180724M1-3 PFC CS0 18G1912	24-Jul-18	21:40:38
5	5	180724M1_5	ST180724M1-4 PFC CS1 18G1913	24-Jul-18	21:51:09
6	6	180724M1_6	ST180724M1-5 PFC CS2 18G1914	24-Jul-18	22:01:34
7	7	180724M1_7	ST180724M1-6 PFC CS3 18G1915	24-Jul-18	22:12:04
8	8	180724M1_8	ST180724M1-7 PFC CS4 18G1916	24-Jul-18	22:22:29
9	9	180724M1_9	ST180724M1-8 PFC CS5 18G1917	24-Jul-18	22:32:59
10	10	180724M1_10	ST180724M1-9 PFC CS6 18G1918	24-Jul-18	22:43:24
11	11	180724M1_11	ST180724M1-10 PFC CS7 18G1919	24-Jul-18	22:53:54
12	12	180724M1_12	IPA	24-Jul-18	23:04:20
13	13	180724M1_13	ICV180724M1-1 PFC 537 ICV 18G1920	24-Jul-18	23:14:50
14	14	180724M1_14	IPA	24-Jul-18	23:25:14
15	15	180724M1_15	B8G0047-BLK1 Method Blank 1	24-Jul-18	23:35:44
16	16	180724M1_16	B8G0047-MS1 Matrix Spike 1.01	24-Jul-18	23:46:09
17	17	180724M1_17	B8G0047-MSD1 Matrix Spike Dup 1.03	24-Jul-18	23:56:40
18	18	180724M1_18	1801576-01 MCLPCD161 1.02	25-Jul-18	00:07:04
19	19	180724M1_19	1801576-03 MCLPCD167 1.01	25-Jul-18	00:17:35
20	20	180724M1_20	1801576-04 MCLPCD168 1.03	25-Jul-18	00:27:59
21	21	180724M1_21	1801576-06 MCLPCB077 1.03	25-Jul-18	00:38:30
22	22	180724M1_22	1801576-07 MCLPCB078 1.06	25-Jul-18	00:49:00
23	23	180724M1_23	1801576-08 MCLPCB074 1.02	25-Jul-18	00:59:25
24	24	180724M1_24	1801576-09 MCLPCB374 1.01	25-Jul-18	01:09:55
25	25	180724M1_25	1801576-10 MCLPCB075 1.05	25-Jul-18	01:20:25
26	26	180724M1_26	1801576-11 MCLP18112 1	25-Jul-18	01:30:49
27	27	180724M1_27	1801576-12 MCLPCB073 1.03	25-Jul-18	01:41:20
28	28	180724M1_28	IPA	25-Jul-18	01:51:50
29	29	180724M1_29	ST180724M1-11 PFC CS3 18G1915	25-Jul-18	02:02:15
30	30	180724M1_30	1801492-04 EB04-180625SFK 0.25943	25-Jul-18	02:12:45
31	31	180724M1_31	1801492-05 EB05-180625SFK 0.25452	25-Jul-18	02:23:10
32	32	180724M1_32	1801492-06 EB06-180625SFK 0.25873	25-Jul-18	02:33:41

Vista Analytical Laboratory

Dataset: Untitled

Last Altered: Wednesday, July 25, 2018 13:45:26 Pacific Daylight Time
Printed: Wednesday, July 25, 2018 13:45:29 Pacific Daylight Time

Compound name: PFBA

	#	Name	ID	Acq.Date	Acq.Time
33	33	180724M1_33	1801492-07 EB07-180626SFK 0.25914	25-Jul-18	02:44:12
34	34	180724M1_34	1801492-08 EB08-180626SFK 0.25674	25-Jul-18	02:54:36
35	35	180724M1_35	B8F0242-BS1 OPR 1	25-Jul-18	03:05:07
36	36	180724M1_36	B8F0242-BLK1 Method Blank 1	25-Jul-18	03:15:31
37	37	180724M1_37	1801420-01 HS-SB-106-(14-15)-EPA 1.18	25-Jul-18	03:26:01
38	38	180724M1_38	1801481-01 HA-105 (2') 1.18	25-Jul-18	03:36:32
39	39	180724M1_39	1801481-02 HA-106 (2') 1.11	25-Jul-18	03:46:57
40	40	180724M1_40	1801508-01 S91198.01 3.07	25-Jul-18	03:57:27
41	41	180724M1_41	1801810-10 WI-AF-EXC1B-0718 0.11717	25-Jul-18	04:07:51
42	42	180724M1_42	IPA	25-Jul-18	04:18:22
43	43	180724M1_43	ST180724M1-12 PFC CS3 18G1915	25-Jul-18	04:28:46
44	44	180724M1_44	B8G0120-BS1 OPR 0.25	25-Jul-18	04:39:16
45	45	180724M1_45	1801453-09RE1 FB_TRPARK_PUB_W...	25-Jul-18	04:49:41
46	46	180724M1_46	1801453-10RE1 TRPARK_PUB_WELL...	25-Jul-18	05:00:11
47	47	180724M1_47	1801453-11RE1 TRPARK_PUB_WELL...	25-Jul-18	05:10:42
48	48	180724M1_48	B8G0034-BS1 OPR 0.125	25-Jul-18	05:21:07
49	49	180724M1_49	B8G0034-BLK1 Method Blank 0.125	25-Jul-18	05:31:37
50	50	180724M1_50	1801496-01 MW-6 0.11944	25-Jul-18	05:42:02
51	51	180724M1_51	1801496-02 MW-7 0.11891	25-Jul-18	05:52:33
52	52	180724M1_52	B8F0245-BS1 OPR 0.25	25-Jul-18	06:03:03
53	53	180724M1_53	B8F0245-BSD1 LCSD 0.25	25-Jul-18	06:13:28
54	54	180724M1_54	B8F0245-BLK1 Method Blank 0.25	25-Jul-18	06:23:58
55	55	180724M1_55	1801482-01 Bemidji- Pilot- APR2 lead 0....	25-Jul-18	06:34:23
56	56	180724M1_56	1801482-02 Bemidji- Pilot- PSR2 + 0.2578	25-Jul-18	06:44:54
57	57	180724M1_57	1801482-03 Bemidji- Pilot- INF 0.25289	25-Jul-18	06:55:18
58	58	180724M1_58	1801492-01 EB01-180625SFK 0.25829	25-Jul-18	07:05:49
59	59	180724M1_59	1801492-02 EB02-180625SFK 0.25884	25-Jul-18	07:16:14
60	60	180724M1_60	1801492-03 EB03-180625SFK 0.25556	25-Jul-18	07:26:44
61	61	180724M1_61	B8G0154-BS1 OPR 0.25	25-Jul-18	07:37:14
62	62	180724M1_62	B8G0154-BLK1 Method Blank 0.25	25-Jul-18	07:47:39
63	63	180724M1_63	B8G0154-MS1 Matrix Spike 0.11868	25-Jul-18	07:58:09
64	64	180724M1_64	B8G0154-MSD1 Matrix Spike Dup 0.117...	25-Jul-18	08:08:34
65	65	180724M1_65	IPA	25-Jul-18	08:19:05
66	66	180724M1_66	ST180724M1-13 PFC CS3 18G1915	25-Jul-18	08:29:35
67	67	180724M1_67	ST180724M1-14 PFC CS0 18G1912	25-Jul-18	08:40:05
68	68	180724M1_68	1801766-01 SB01-20180712 0.2498	25-Jul-18	08:50:30

Vista Analytical Laboratory

Dataset: Untitled

Last Altered: Wednesday, July 25, 2018 13:45:26 Pacific Daylight Time
Printed: Wednesday, July 25, 2018 13:45:29 Pacific Daylight Time

Compound name: PFBA

	#	Name	ID	Acq.Date	Acq.Time
69	69	180724M1_69	1801766-02 IS720W02S-20180712 0.2...	25-Jul-18	09:01:01
70	70	180724M1_70	1801766-03 EB01-20180712 0.25011	25-Jul-18	09:11:25
71	71	180724M1_71	1801593-01 Trip Blank 0.11948	25-Jul-18	09:22:46
72	72	180724M1_72	1801593-02 EB01-0718 0.11962	25-Jul-18	09:33:15
73	73	180724M1_73	1801593-03 MW1-0718 0.11594	25-Jul-18	09:43:45
74	74	180724M1_74	1801593-04 MW2A-0718 0.11793	25-Jul-18	09:54:10
75	75	180724M1_75	1801593-05 MW2-0718 0.11287	25-Jul-18	10:04:40
76	76	180724M1_76	1801594-01 MW-1 0.11809	25-Jul-18	10:15:05
77	77	180724M1_77	1801594-02 MW-3 0.11898	25-Jul-18	10:25:35
78	78	180724M1_78	1801594-03 MW-4 0.11943	25-Jul-18	10:36:05
79	79	180724M1_79	IPA	25-Jul-18	10:46:30
80	80	180724M1_80	ST180724M1-15 PFC CS3 18G1915	25-Jul-18	10:57:00

Dataset: F:\Projects\PFAS.PRO\Results\180724M1\180724M1-66.qld

Last Altered: Wednesday, July 25, 2018 11:19:05 Pacific Daylight Time
Printed: Wednesday, July 25, 2018 11:20:47 Pacific Daylight Time

Method: F:\Projects\PFAS.PRO\MethDB\PFAS_FULL_80C_072418.mdb 25 Jul 2018 09:47:02
Calibration: F:\Projects\PFAS.PRO\CurveDB\C18_VAL-PFAS_Q4_07-24-18.cdb 25 Jul 2018 09:45:29

Name: 180724M1_66, Date: 25-Jul-2018, Time: 08:29:35, ID: ST180724M1-13 PFC CS3 18G1915, Description: PFC CS3 18G1915

PFBA

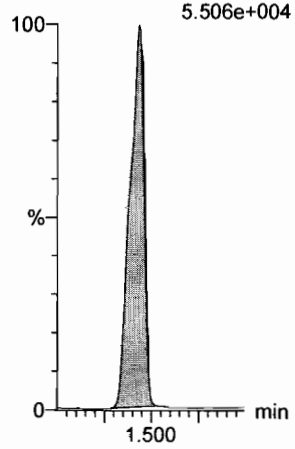

PFPeA

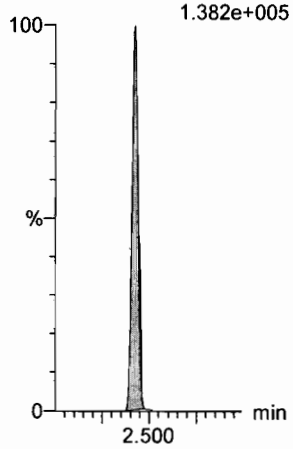

PFBS

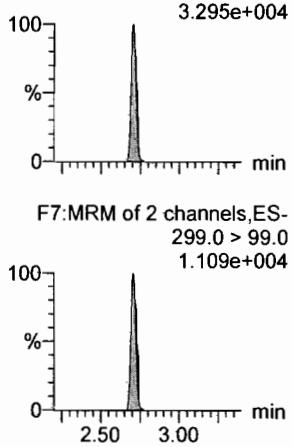

4:2 FTS

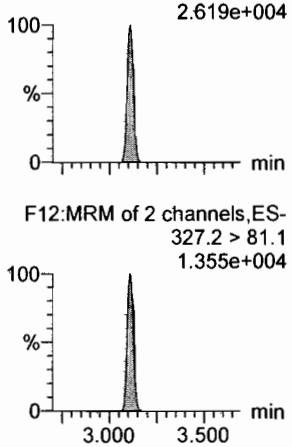

PFHxA

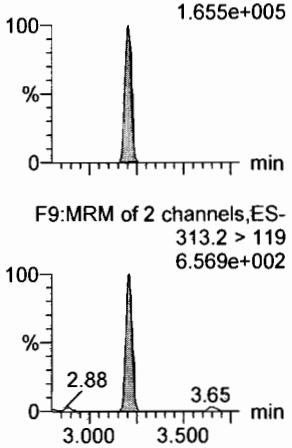

PFPeS

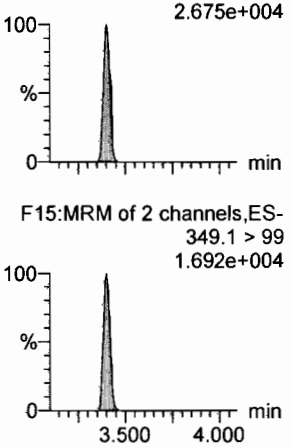

13C3-PFBA

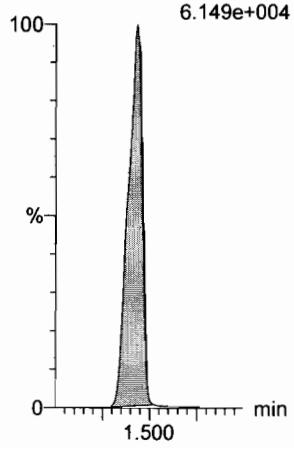

13C3-PFPeA

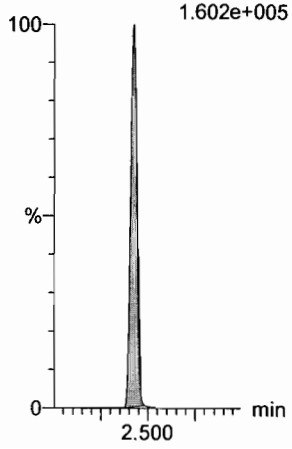

13C3-PFBS

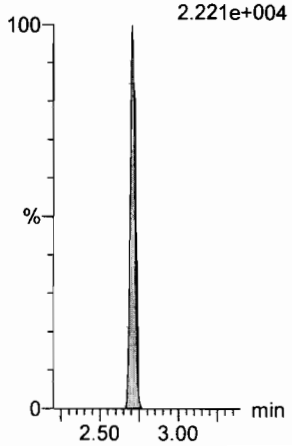

13C2-4:2 FTS

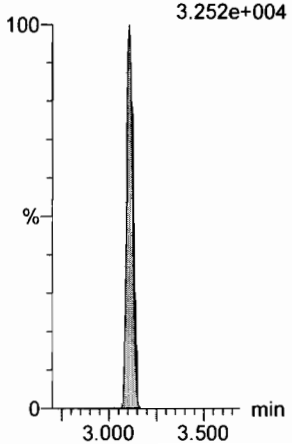

13C2-PFHxA

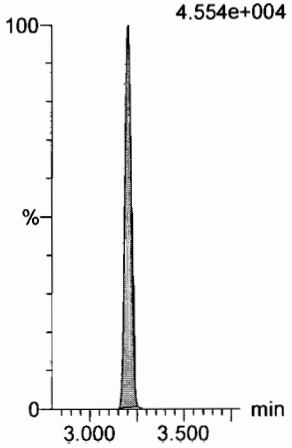

13C3-PFBS

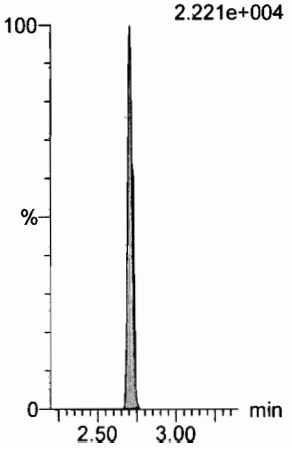

Dataset: F:\Projects\PFAS.PRO\Results\180724M1\180724M1-66.qld

Last Altered: Wednesday, July 25, 2018 11:19:05 Pacific Daylight Time
Printed: Wednesday, July 25, 2018 11:20:47 Pacific Daylight Time

Name: 180724M1_66, Date: 25-Jul-2018, Time: 08:29:35, ID: ST180724M1-13 PFC CS3 18G1915, Description: PFC CS3 18G1915

6:2 FTS

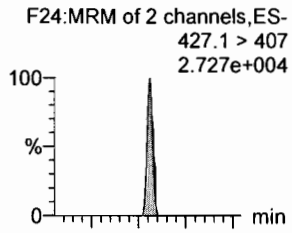

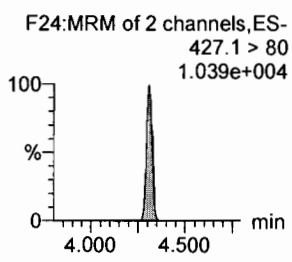

PFHpA

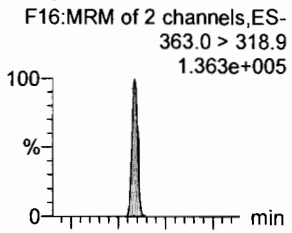

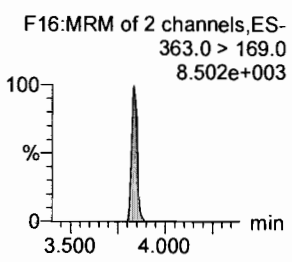

L-PFHxS

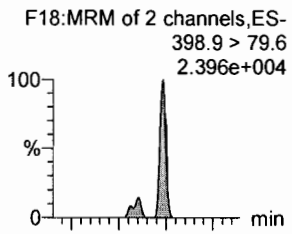

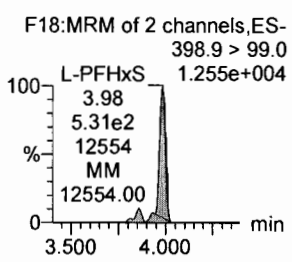

L-PFOA

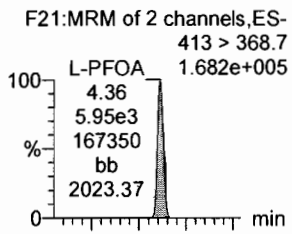

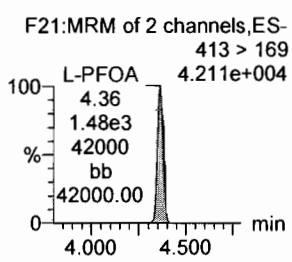

PFHpS

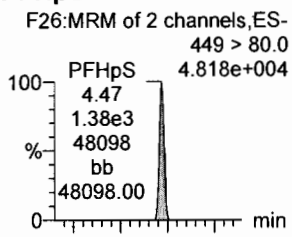

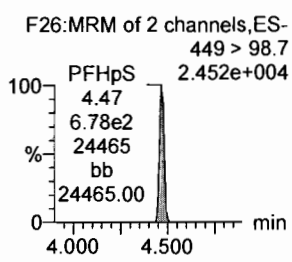

PFNA

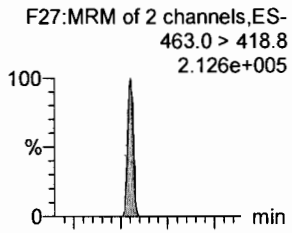

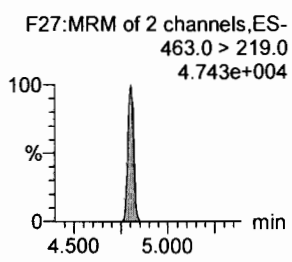

13C2-6:2 FTS

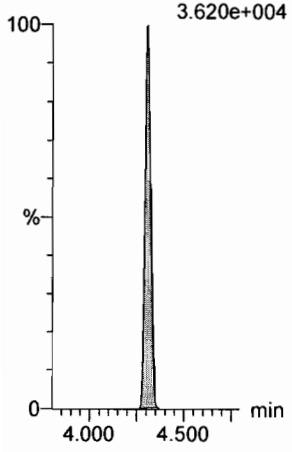

13C4-PFHpA

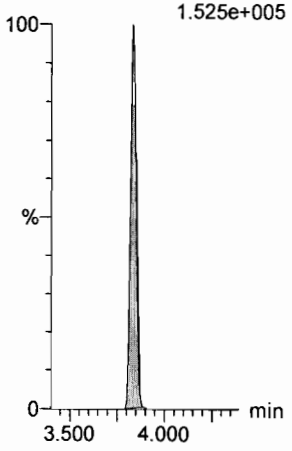

18O2-PFHxS

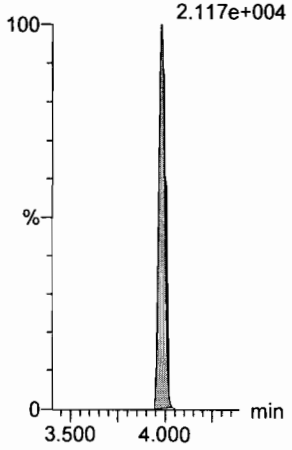

13C2-PFOA

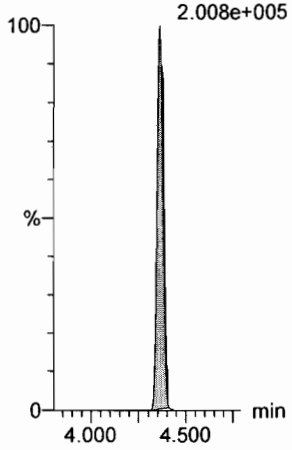

13C8-PFOS

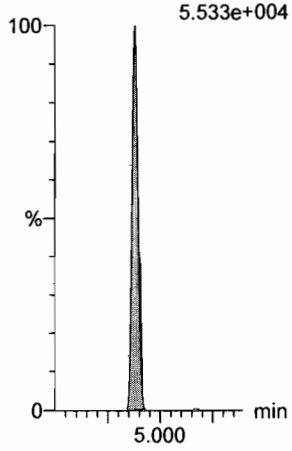

13C5-PFNA

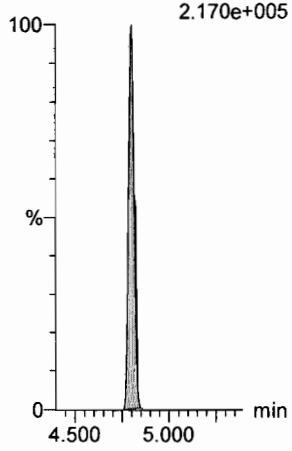

Dataset: F:\Projects\PFAS.PRO\Results\180724M1\180724M1-66.qld

Last Altered: Wednesday, July 25, 2018 11:19:05 Pacific Daylight Time
Printed: Wednesday, July 25, 2018 11:20:47 Pacific Daylight Time

Name: 180724M1_66, Date: 25-Jul-2018, Time: 08:29:35, ID: ST180724M1-13 PFC CS3 18G1915, Description: PFC CS3 18G1915

PFOSA

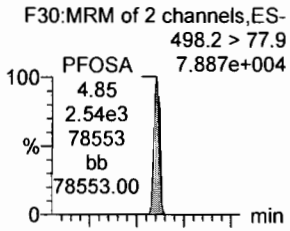

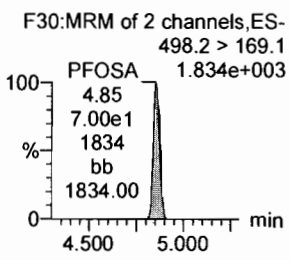

L-PFOS

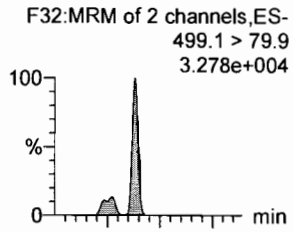

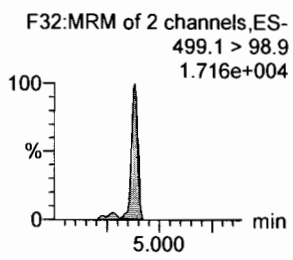

PFDA

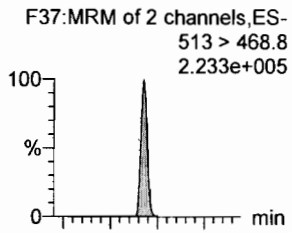

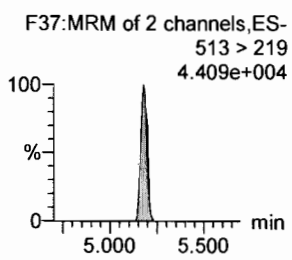

8:2 FTS

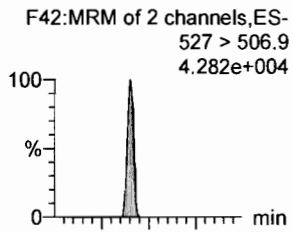

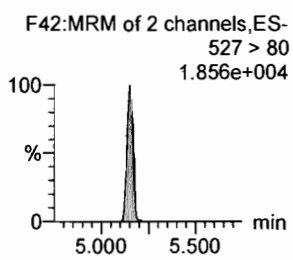

PFNS

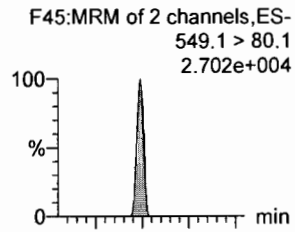

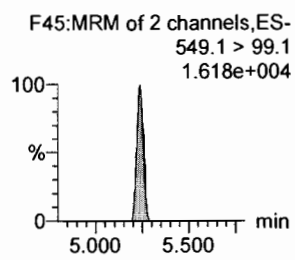

L-MeFOSAA

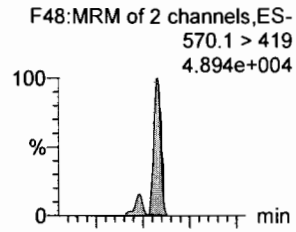

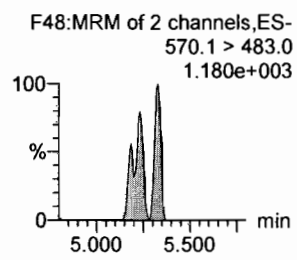

13C8-PFOSA

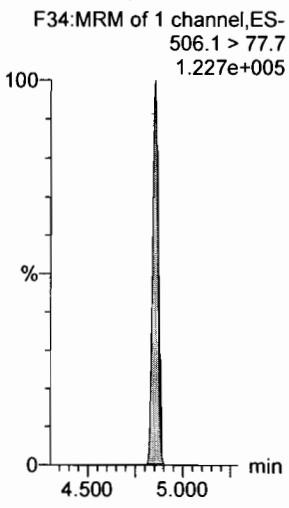

13C8-PFOS

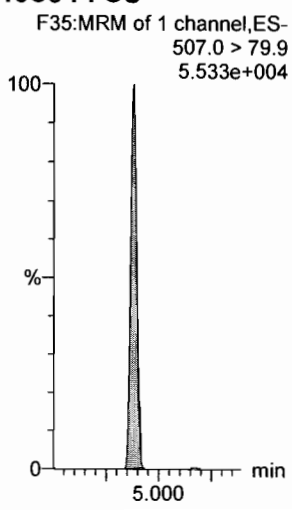

13C2-PFDA

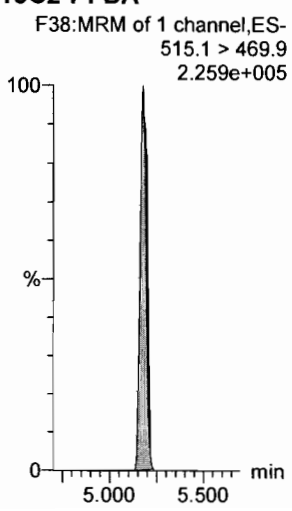

13C2-8:2 FTS

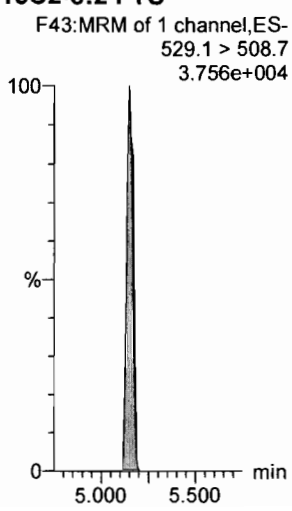

13C2-8:2 FTS

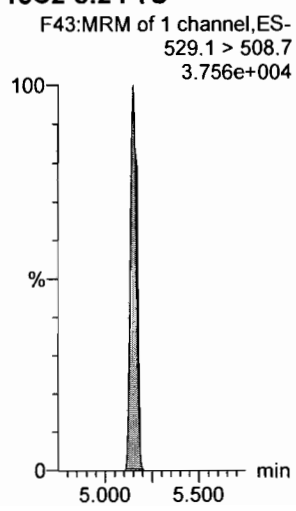

d3-N-MeFOSAA

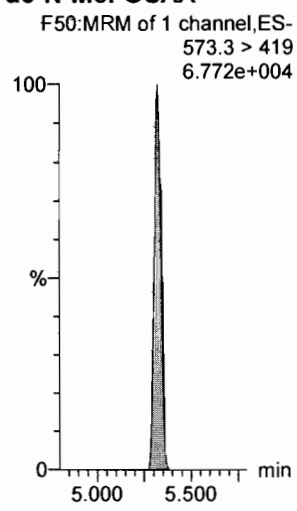

Dataset: F:\Projects\PFAS.PRO\Results\180724M1\180724M1-66.qld

Last Altered: Wednesday, July 25, 2018 11:19:05 Pacific Daylight Time
Printed: Wednesday, July 25, 2018 11:20:47 Pacific Daylight Time

Name: 180724M1_66, Date: 25-Jul-2018, Time: 08:29:35, ID: ST180724M1-13 PFC CS3 18G1915, Description: PFC CS3 18G1915

L-EtFOSAA

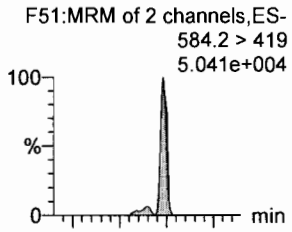

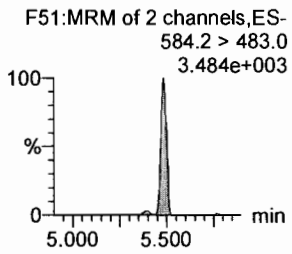

PFDoA

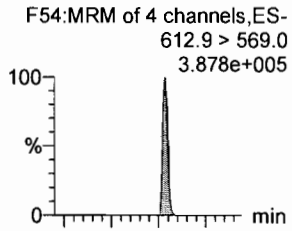

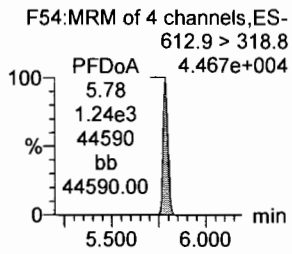

PFDS

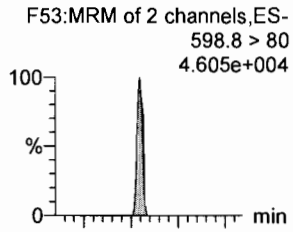

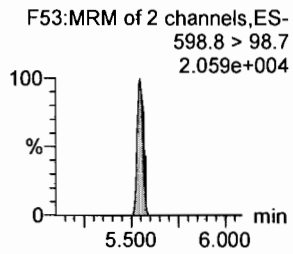

PFUdA

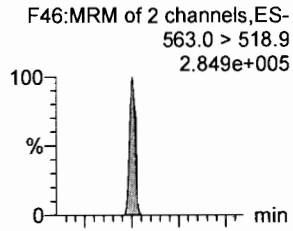

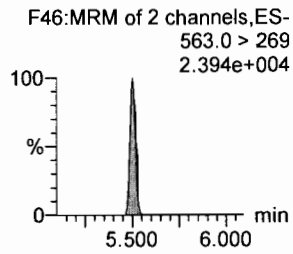

N-MeFOSA

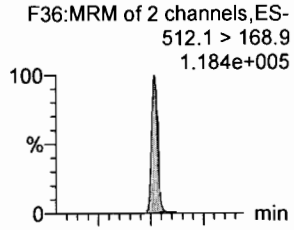

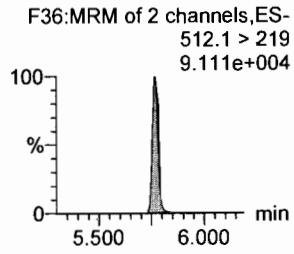

PFTrDA

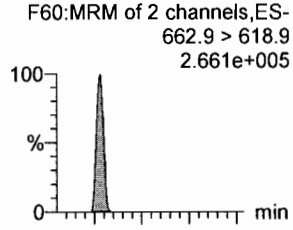

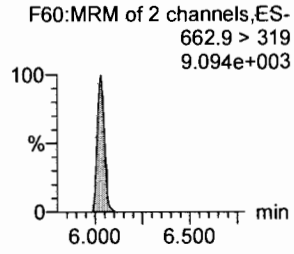

d5-N-EtFOSAA

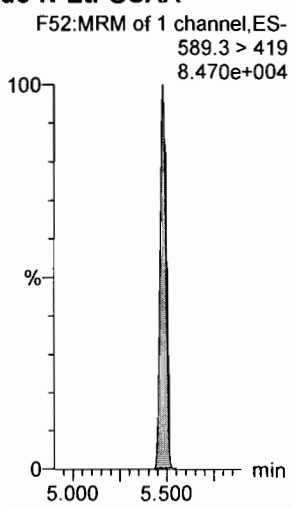

13C2-PFDoA

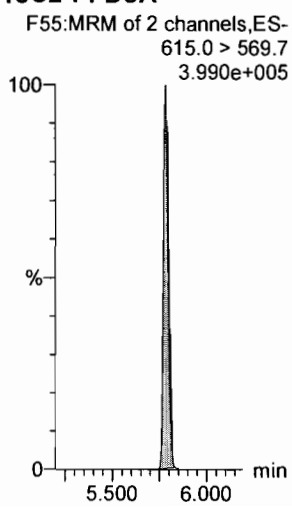

13C2-PFUdA

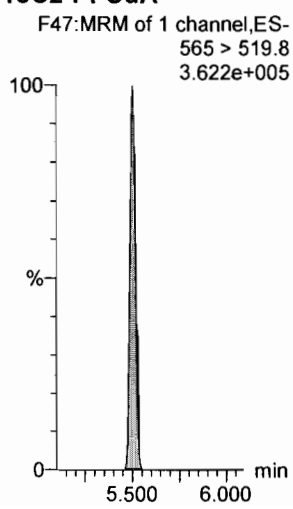

13C2-PFUdA

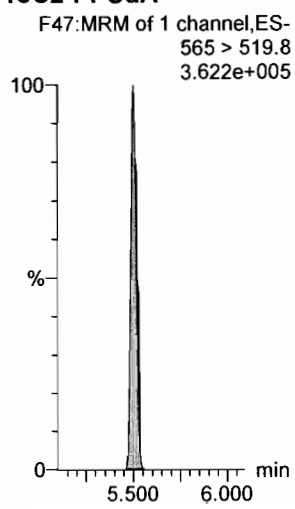

d3-N-MeFOSA

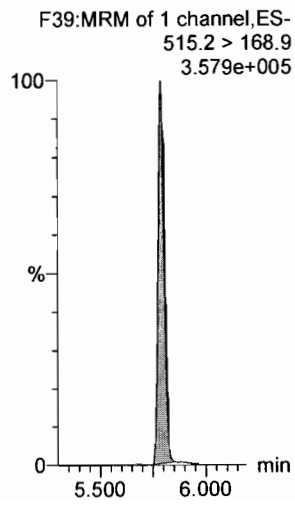

13C2-PFDoA

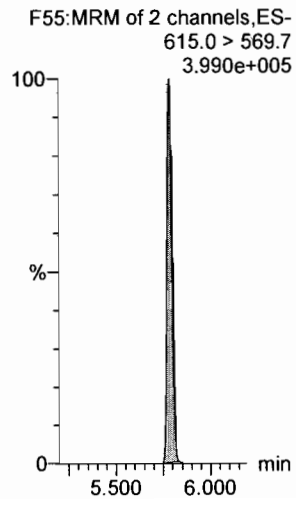

Dataset: F:\Projects\PFAS.PRO\Results\180724M1\180724M1-66.qld

Last Altered: Wednesday, July 25, 2018 11:19:05 Pacific Daylight Time
Printed: Wednesday, July 25, 2018 11:20:47 Pacific Daylight Time

Name: 180724M1_66, Date: 25-Jul-2018, Time: 08:29:35, ID: ST180724M1-13 PFC CS3 18G1915, Description: PFC CS3 18G1915

PFTeDA

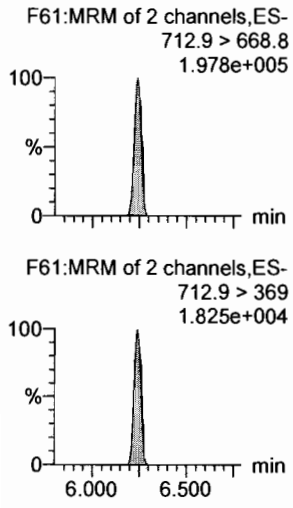

N-EtFOSA

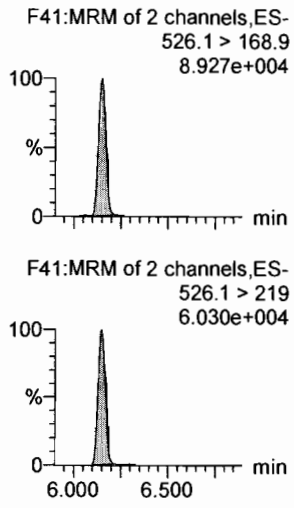

PFHxDA

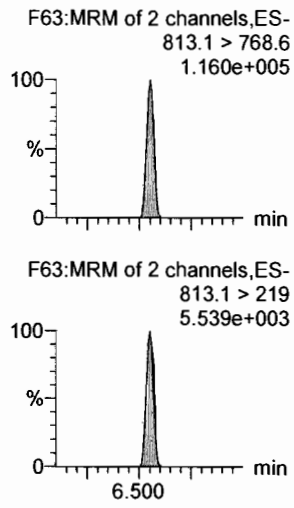

PFODA

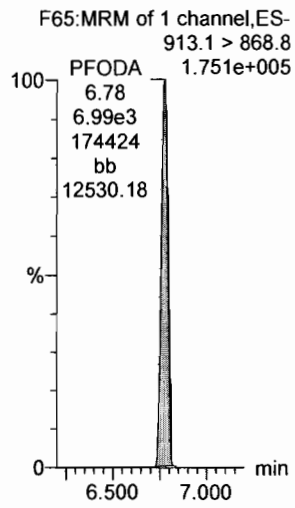

N-MeFOSE

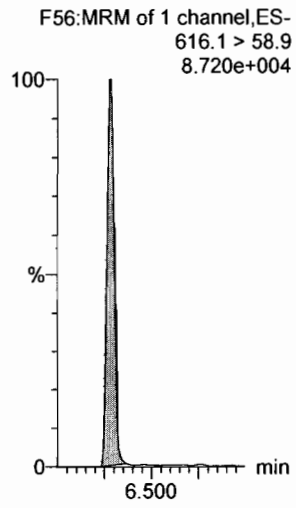

N-EtFOSE

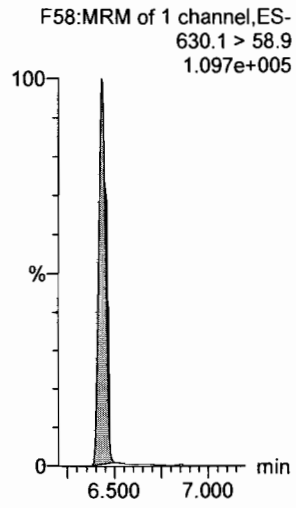

13C2-PFTeDA

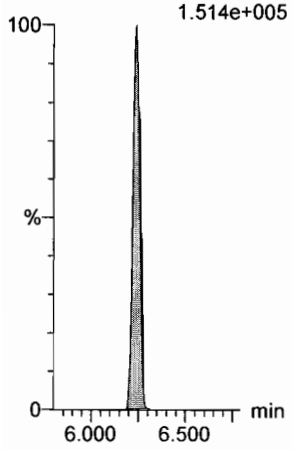

d5-N-ETFOSA

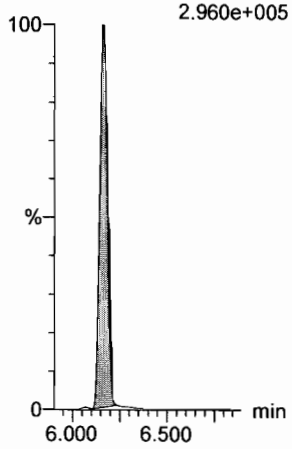

13C2-PFHxDA

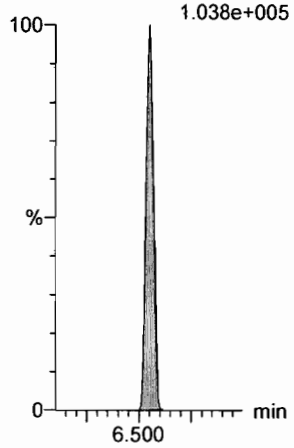

13C2-PFHxDA

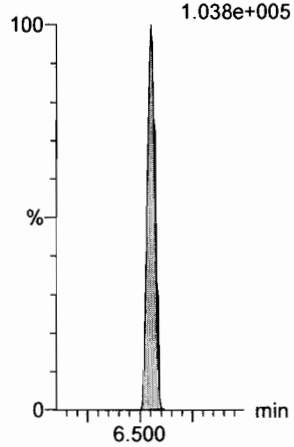

d7-N-MeFOSE

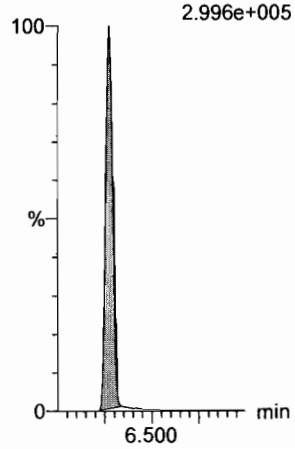

d9-N-EtFOSE

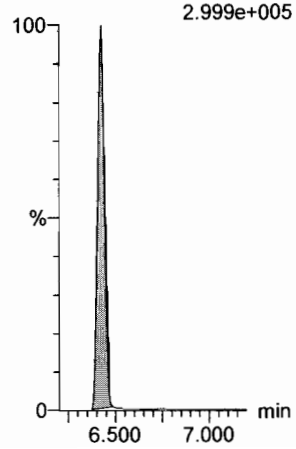

Dataset: F:\Projects\PFAS.PRO\Results\180724M1\180724M1-66.qld

Last Altered: Wednesday, July 25, 2018 11:19:05 Pacific Daylight Time
Printed: Wednesday, July 25, 2018 11:20:47 Pacific Daylight Time

Name: 180724M1_66, Date: 25-Jul-2018, Time: 08:29:35, ID: ST180724M1-13 PFC CS3 18G1915, Description: PFC CS3 18G1915

13C4-PFBA

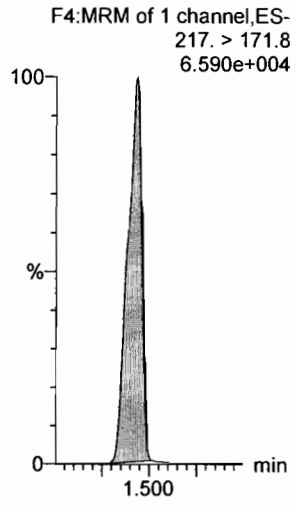

13C5-PFHxA

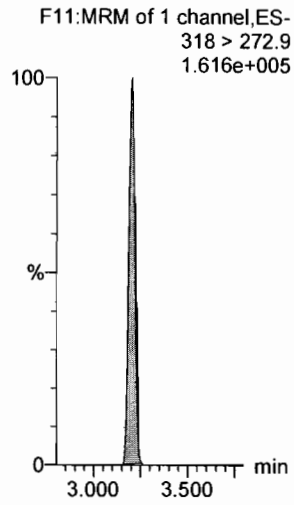

13C3-PFHxS

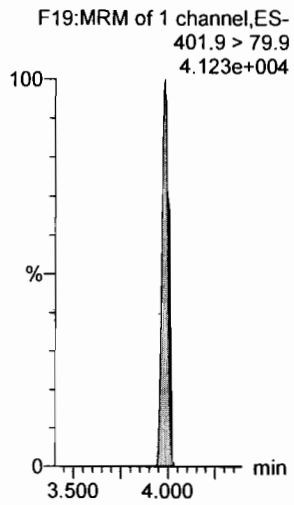

13C8-PFOA

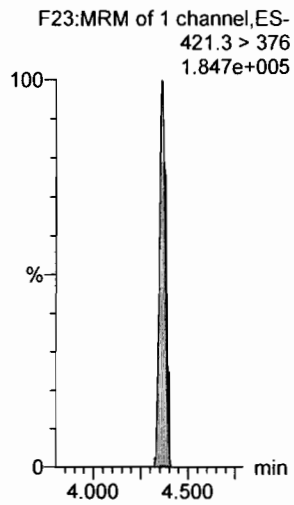

13C9-PFNA

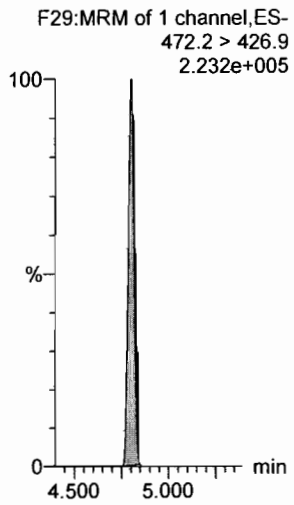

13C4-PFOS

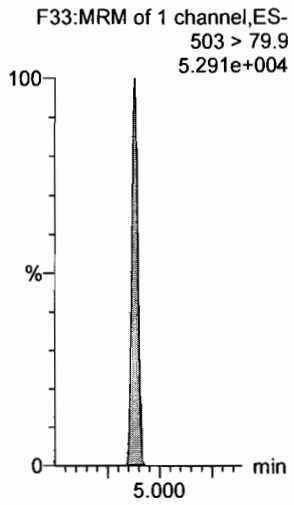

13C6-PFDA

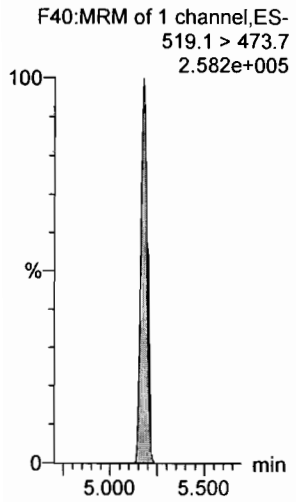

13C7-PFUdA

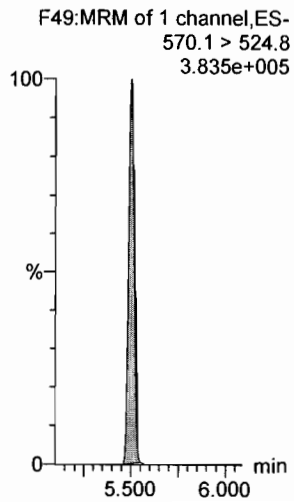

Vista Analytical Laboratory

Dataset: Untitled

Last Altered: Thursday, July 26, 2018 15:38:20 Pacific Daylight Time
Printed: Thursday, July 26, 2018 15:38:30 Pacific Daylight Time

Method: F:\Projects\PFAS.PRO\MethDB\PFAS_RS-7-21-18.mdb 21 Jul 2018 14:34:48
Calibration: 26 Jul 2018 15:38:20

Name: 180725M1_7, Date: 25-Jul-2018, Time: 19:42:01, ID: ST180725M1-6 PFC CS3 18G1915, Description: PFC CS3 18G1915

	# Name	ID	Area	%Rec	Area Out
1	1 13C4-PFBA	ST180725M1-6 PFC CS3 18G1915	5.06e3	100.0	NO
2	2 13C5-PFHxA	ST180725M1-6 PFC CS3 18G1915	5.99e3	100.0	NO
3	3 13C3-PFHxS	ST180725M1-6 PFC CS3 18G1915	1.30e3	100.0	NO
4	4 13C8-PFOA	ST180725M1-6 PFC CS3 18G1915	6.93e3	100.0	NO
5	5 13C9-PFNA	ST180725M1-6 PFC CS3 18G1915	6.85e3	100.0	NO
6	6 13C4-PFOS	ST180725M1-6 PFC CS3 18G1915	1.52e3	100.0	NO
7	7 13C6-PFDA	ST180725M1-6 PFC CS3 18G1915	7.73e3	100.0	NO
8	8 13C7-PFUdA	ST180725M1-6 PFC CS3 18G1915	1.07e4	100.0	NO

Name: 180725M1_8, Date: 25-Jul-2018, Time: 19:52:32, ID: ST180725M1-7 PFC CS4 18G1916, Description: PFC CS4 18G1916

	# Name	ID	Area	%Rec	Area Out
1	1 13C4-PFBA	ST180725M1-7 PFC CS4 18G1916	4.98e3	98.3	NO
2	2 13C5-PFHxA	ST180725M1-7 PFC CS4 18G1916	5.57e3	93.0	NO
3	3 13C3-PFHxS	ST180725M1-7 PFC CS4 18G1916	1.28e3	98.5	NO
4	4 13C8-PFOA	ST180725M1-7 PFC CS4 18G1916	6.58e3	95.0	NO
5	5 13C9-PFNA	ST180725M1-7 PFC CS4 18G1916	6.53e3	95.4	NO
6	6 13C4-PFOS	ST180725M1-7 PFC CS4 18G1916	1.63e3	107.5	NO
7	7 13C6-PFDA	ST180725M1-7 PFC CS4 18G1916	7.11e3	91.9	NO
8	8 13C7-PFUdA	ST180725M1-7 PFC CS4 18G1916	1.04e4	96.8	NO

Name: 180725M1_9, Date: 25-Jul-2018, Time: 20:02:56, ID: ST180725M1-8 PFC CS5 18G1917, Description: PFC CS5 18G1917

	# Name	ID	Area	%Rec	Area Out
1	1 13C4-PFBA	ST180725M1-8 PFC CS5 18G1917	4.73e3	93.3	NO
2	2 13C5-PFHxA	ST180725M1-8 PFC CS5 18G1917	5.24e3	87.5	NO
3	3 13C3-PFHxS	ST180725M1-8 PFC CS5 18G1917	1.09e3	83.8	NO
4	4 13C8-PFOA	ST180725M1-8 PFC CS5 18G1917	6.42e3	92.6	NO
5	5 13C9-PFNA	ST180725M1-8 PFC CS5 18G1917	6.37e3	93.0	NO
6	6 13C4-PFOS	ST180725M1-8 PFC CS5 18G1917	1.41e3	93.2	NO
7	7 13C6-PFDA	ST180725M1-8 PFC CS5 18G1917	7.34e3	94.9	NO
8	8 13C7-PFUdA	ST180725M1-8 PFC CS5 18G1917	9.82e3	91.7	NO

Name: 180725M1_10, Date: 25-Jul-2018, Time: 20:13:26, ID: ST180725M1-9 PFC CS6 18G1918, Description: PFC CS6 18G1918

	# Name	ID	Area	%Rec	Area Out
1	1 13C4-PFBA	ST180725M1-9 PFC CS6 18G1918	4.57e3	90.2	NO
2	2 13C5-PFHxA	ST180725M1-9 PFC CS6 18G1918	5.09e3	85.0	NO
3	3 13C3-PFHxS	ST180725M1-9 PFC CS6 18G1918	1.06e3	81.8	NO
4	4 13C8-PFOA	ST180725M1-9 PFC CS6 18G1918	5.65e3	81.5	NO
5	5 13C9-PFNA	ST180725M1-9 PFC CS6 18G1918	5.37e3	78.4	NO
6	6 13C4-PFOS	ST180725M1-9 PFC CS6 18G1918	1.40e3	92.5	NO
7	7 13C6-PFDA	ST180725M1-9 PFC CS6 18G1918	6.67e3	86.3	NO
8	8 13C7-PFUdA	ST180725M1-9 PFC CS6 18G1918	8.45e3	78.9	NO

Dataset: Untitled

Last Altered: Thursday, July 26, 2018 15:38:20 Pacific Daylight Time
Printed: Thursday, July 26, 2018 15:38:30 Pacific Daylight Time

Name: 180725M1_11, Date: 25-Jul-2018, Time: 20:23:50, ID: ST180725M1-10 PFC CS7 18G1919, Description: PFC CS7 18G1919

	#	Name	ID	Area	%Rec	Area Out
1	1	13C4-PFBA	ST180725M1-10 PFC CS7 18G1919	4.17e3	82.4	NO
2	2	13C5-PFHxA	ST180725M1-10 PFC CS7 18G1919	4.63e3	77.4	NO
3	3	13C3-PFHxS	ST180725M1-10 PFC CS7 18G1919	1.13e3	86.7	NO
4	4	13C8-PFOA	ST180725M1-10 PFC CS7 18G1919	5.37e3	77.5	NO
5	5	13C9-PFNA	ST180725M1-10 PFC CS7 18G1919	5.03e3	73.4	NO
6	6	13C4-PFOS	ST180725M1-10 PFC CS7 18G1919	1.27e3	83.6	NO
7	7	13C6-PFDA	ST180725M1-10 PFC CS7 18G1919	6.12e3	79.1	NO
8	8	13C7-PFUdA	ST180725M1-10 PFC CS7 18G1919	8.05e3	75.2	NO

Name: 180725M1_12, Date: 25-Jul-2018, Time: 20:34:21, ID: IPA, Description: IPA

	#	Name	ID	Area	%Rec	Area Out
1	1	13C4-PFBA	IPA			NO
2	2	13C5-PFHxA	IPA			NO
3	3	13C3-PFHxS	IPA			NO
4	4	13C8-PFOA	IPA			NO
5	5	13C9-PFNA	IPA			NO
6	6	13C4-PFOS	IPA			NO
7	7	13C6-PFDA	IPA			NO
8	8	13C7-PFUdA	IPA			NO

Name: 180725M1_13, Date: 25-Jul-2018, Time: 20:44:46, ID: ICV180725M1-1 PFC 537 ICV 18G1920, Description: PFC 537 ICV 18G1920

	#	Name	ID	Area	%Rec	Area Out
1	1	13C4-PFBA	ICV180725M1-1 PFC 537 ICV 18G1920	4.74e3	93.7	NO
2	2	13C5-PFHxA	ICV180725M1-1 PFC 537 ICV 18G1920	5.63e3	94.1	NO
3	3	13C3-PFHxS	ICV180725M1-1 PFC 537 ICV 18G1920	1.20e3	92.6	NO
4	4	13C8-PFOA	ICV180725M1-1 PFC 537 ICV 18G1920	6.45e3	93.0	NO
5	5	13C9-PFNA	ICV180725M1-1 PFC 537 ICV 18G1920	6.91e3	100.9	NO
6	6	13C4-PFOS	ICV180725M1-1 PFC 537 ICV 18G1920	1.56e3	102.7	NO
7	7	13C6-PFDA	ICV180725M1-1 PFC 537 ICV 18G1920	6.86e3	88.8	NO
8	8	13C7-PFUdA	ICV180725M1-1 PFC 537 ICV 18G1920	9.99e3	93.3	NO

Name: 180725M1_14, Date: 25-Jul-2018, Time: 20:55:16, ID: IPA, Description: IPA

	#	Name	ID	Area	%Rec	Area Out
1	1	13C4-PFBA	IPA			NO
2	2	13C5-PFHxA	IPA			NO
3	3	13C3-PFHxS	IPA			NO
4	4	13C8-PFOA	IPA			NO
5	5	13C9-PFNA	IPA			NO
6	6	13C4-PFOS	IPA			NO
7	7	13C6-PFDA	IPA			NO
8	8	13C7-PFUdA	IPA			NO

Dataset: Untitled

Last Altered: Thursday, July 26, 2018 15:38:20 Pacific Daylight Time
Printed: Thursday, July 26, 2018 15:38:30 Pacific Daylight Time

Name: 180725M1_15, Date: 25-Jul-2018, Time: 21:05:41, ID: 1801376-01RE1@60X HS-SB-132 (8-9)- EPA 1.17, Description: HS-SB-132 (8-9)- EPA

	# Name	ID	Area	%Rec	Area Out
1	1 13C4-PFBA	1801376-01RE1@60X HS-SB-132 (8-9)...	5.57e1	1099.3	YES
2	2 13C5-PFHxA	1801376-01RE1@60X HS-SB-132 (8-9)...	6.60e1	1101.8	YES
3	3 13C3-PFHxS	1801376-01RE1@60X HS-SB-132 (8-9)...	1.36e1	1049.0	YES
4	4 13C8-PFOA	1801376-01RE1@60X HS-SB-132 (8-9)...	9.58e1	1381.6	YES
5	5 13C9-PFNA	1801376-01RE1@60X HS-SB-132 (8-9)...	6.59e1	962.6	YES
6	6 13C4-PFOS	1801376-01RE1@60X HS-SB-132 (8-9)...	9.21e0	606.7	YES
7	7 13C6-PFDA	1801376-01RE1@60X HS-SB-132 (8-9)...	8.98e1	1160.9	YES
8	8 13C7-PFUdA	1801376-01RE1@60X HS-SB-132 (8-9)...	1.31e2	1222.2	YES

Name: 180725M1_16, Date: 25-Jul-2018, Time: 21:16:12, ID: B8G0154-MS1 Matrix Spike 0.11868, Description: Matrix Spike

	# Name	ID	Area	%Rec	Area Out
1	1 13C4-PFBA	B8G0154-MS1 Matrix Spike 0.11868	3.05e3	60.3	NO
2	2 13C5-PFHxA	B8G0154-MS1 Matrix Spike 0.11868	3.59e3	60.0	NO
3	3 13C3-PFHxS	B8G0154-MS1 Matrix Spike 0.11868	1.25e3	96.5	NO
4	4 13C8-PFOA	B8G0154-MS1 Matrix Spike 0.11868	3.89e3	56.1	NO
5	5 13C9-PFNA	B8G0154-MS1 Matrix Spike 0.11868	3.83e3	56.0	NO
6	6 13C4-PFOS	B8G0154-MS1 Matrix Spike 0.11868	1.34e3	88.6	NO
7	7 13C6-PFDA	B8G0154-MS1 Matrix Spike 0.11868	4.19e3	54.1	NO
8	8 13C7-PFUdA	B8G0154-MS1 Matrix Spike 0.11868	6.37e3	59.5	NO

Name: 180725M1_17, Date: 25-Jul-2018, Time: 21:26:42, ID: 1801766-01 SB01-20180712 0.2498, Description: SB01-20180712

	# Name	ID	Area	%Rec	Area Out
1	1 13C4-PFBA	1801766-01 SB01-20180712 0.2498	4.39e3	86.7	NO
2	2 13C5-PFHxA	1801766-01 SB01-20180712 0.2498	5.38e3	89.8	NO
3	3 13C3-PFHxS	1801766-01 SB01-20180712 0.2498	1.37e3	105.3	NO
4	4 13C8-PFOA	1801766-01 SB01-20180712 0.2498	6.00e3	86.6	NO
5	5 13C9-PFNA	1801766-01 SB01-20180712 0.2498	6.86e3	100.2	NO
6	6 13C4-PFOS	1801766-01 SB01-20180712 0.2498	1.36e3	89.8	NO
7	7 13C6-PFDA	1801766-01 SB01-20180712 0.2498	7.53e3	97.3	NO
8	8 13C7-PFUdA	1801766-01 SB01-20180712 0.2498	1.10e4	102.7	NO

Name: 180725M1_18, Date: 25-Jul-2018, Time: 21:37:07, ID: 1801766-02 IS720W02S-20180712 0.25835, Description: IS720W02S-20180712

	# Name	ID	Area	%Rec	Area Out
1	1 13C4-PFBA	1801766-02 IS720W02S-20180712 0.2...	2.84e3	56.0	NO
2	2 13C5-PFHxA	1801766-02 IS720W02S-20180712 0.2...	3.20e3	53.5	NO
3	3 13C3-PFHxS	1801766-02 IS720W02S-20180712 0.2...	1.12e3	86.0	NO
4	4 13C8-PFOA	1801766-02 IS720W02S-20180712 0.2...	3.62e3	52.2	NO
5	5 13C9-PFNA	1801766-02 IS720W02S-20180712 0.2...	3.67e3	53.6	NO
6	6 13C4-PFOS	1801766-02 IS720W02S-20180712 0.2...	1.33e3	87.6	NO
7	7 13C6-PFDA	1801766-02 IS720W02S-20180712 0.2...	3.88e3	50.1	NO
8	8 13C7-PFUdA	1801766-02 IS720W02S-20180712 0.2...	5.30e3	49.5	YES

Dataset: Untitled

Last Altered: Thursday, July 26, 2018 15:38:20 Pacific Daylight Time
Printed: Thursday, July 26, 2018 15:38:30 Pacific Daylight Time

Name: 180725M1_19, Date: 25-Jul-2018, Time: 21:47:37, ID: 1801766-03 EB01-20180712 0.25011, Description: EB01-20180712

	#	Name	ID	Area	%Rec	Area Out
1	1	13C4-PFBA	1801766-03 EB01-20180712 0.25011	4.30e3	84.9	NO
2	2	13C5-PFHxA	1801766-03 EB01-20180712 0.25011	5.14e3	85.8	NO
3	3	13C3-PFHxS	1801766-03 EB01-20180712 0.25011	1.14e3	87.7	NO
4	4	13C8-PFOA	1801766-03 EB01-20180712 0.25011	6.34e3	91.4	NO
5	5	13C9-PFNA	1801766-03 EB01-20180712 0.25011	6.26e3	91.5	NO
6	6	13C4-PFOS	1801766-03 EB01-20180712 0.25011	1.39e3	91.8	NO
7	7	13C6-PFDA	1801766-03 EB01-20180712 0.25011	6.99e3	90.3	NO
8	8	13C7-PFUdA	1801766-03 EB01-20180712 0.25011	9.52e3	89.0	NO

Name: 180725M1_20, Date: 25-Jul-2018, Time: 21:58:02, ID: 1801766-04 IS720W06S-20180712 0.2267, Description: IS720W06S-20180712

	#	Name	ID	Area	%Rec	Area Out
1	1	13C4-PFBA	1801766-04 IS720W06S-20180712 0.2...	2.64e3	52.2	NO
2	2	13C5-PFHxA	1801766-04 IS720W06S-20180712 0.2...	3.81e3	63.6	NO
3	3	13C3-PFHxS	1801766-04 IS720W06S-20180712 0.2...	1.13e3	87.0	NO
4	4	13C8-PFOA	1801766-04 IS720W06S-20180712 0.2...	3.77e3	54.3	NO
5	5	13C9-PFNA	1801766-04 IS720W06S-20180712 0.2...	4.14e3	60.5	NO
6	6	13C4-PFOS	1801766-04 IS720W06S-20180712 0.2...	1.45e3	95.2	NO
7	7	13C6-PFDA	1801766-04 IS720W06S-20180712 0.2...	4.08e3	52.7	NO
8	8	13C7-PFUdA	1801766-04 IS720W06S-20180712 0.2...	6.30e3	58.9	NO

Name: 180725M1_21, Date: 25-Jul-2018, Time: 22:08:32, ID: 1801766-05 DUP01-20180712 0.24862, Description: DUP01-20180712

	#	Name	ID	Area	%Rec	Area Out
1	1	13C4-PFBA	1801766-05 DUP01-20180712 0.24862	2.62e3	51.7	NO
2	2	13C5-PFHxA	1801766-05 DUP01-20180712 0.24862	2.00e3	33.4	YES
3	3	13C3-PFHxS	1801766-05 DUP01-20180712 0.24862	3.79e2	29.1	YES
4	4	13C8-PFOA	1801766-05 DUP01-20180712 0.24862	2.35e3	33.9	YES
5	5	13C9-PFNA	1801766-05 DUP01-20180712 0.24862	5.17e3	75.5	NO
6	6	13C4-PFOS	1801766-05 DUP01-20180712 0.24862	5.82e2	38.4	YES
7	7	13C6-PFDA	1801766-05 DUP01-20180712 0.24862	6.52e3	84.4	NO
8	8	13C7-PFUdA	1801766-05 DUP01-20180712 0.24862	1.01e4	94.0	NO

Name: 180725M1_22, Date: 25-Jul-2018, Time: 22:18:57, ID: 1801766-06 IS720W03S-20180712 0.2337, Description: IS720W03S-20180712

	#	Name	ID	Area	%Rec	Area Out
1	1	13C4-PFBA	1801766-06 IS720W03S-20180712 0.2...	3.07e3	60.7	NO
2	2	13C5-PFHxA	1801766-06 IS720W03S-20180712 0.2...	3.46e3	57.7	NO
3	3	13C3-PFHxS	1801766-06 IS720W03S-20180712 0.2...	1.17e3	90.1	NO
4	4	13C8-PFOA	1801766-06 IS720W03S-20180712 0.2...	3.11e3	44.8	YES
5	5	13C9-PFNA	1801766-06 IS720W03S-20180712 0.2...	3.33e3	48.6	YES
6	6	13C4-PFOS	1801766-06 IS720W03S-20180712 0.2...	1.36e3	89.9	NO
7	7	13C6-PFDA	1801766-06 IS720W03S-20180712 0.2...	3.76e3	48.6	YES
8	8	13C7-PFUdA	1801766-06 IS720W03S-20180712 0.2...	5.44e3	50.9	NO

Dataset: Untitled

Last Altered: Thursday, July 26, 2018 15:38:20 Pacific Daylight Time
Printed: Thursday, July 26, 2018 15:38:30 Pacific Daylight Time

Name: 180725M1_23, Date: 25-Jul-2018, Time: 22:29:19, ID: 1801766-07 I012MW13S-20180712 0.22806, Description: I012MW13S-20180712

	#	Name	ID	Area	%Rec	Area Out
1	1	13C4-PFBA	1801766-07 I012MW13S-20180712 0.2...	2.08e3	41.1	YES
2	2	13C5-PFHxA	1801766-07 I012MW13S-20180712 0.2...	1.57e3	26.3	YES
3	3	13C3-PFHxS	1801766-07 I012MW13S-20180712 0.2...	3.77e2	29.0	YES
4	4	13C8-PFOA	1801766-07 I012MW13S-20180712 0.2...	2.21e3	31.8	YES
5	5	13C9-PFNA	1801766-07 I012MW13S-20180712 0.2...	4.14e3	60.5	NO
6	6	13C4-PFOS	1801766-07 I012MW13S-20180712 0.2...	4.26e2	28.0	YES
7	7	13C6-PFDA	1801766-07 I012MW13S-20180712 0.2...	5.60e3	72.4	NO
8	8	13C7-PFUdA	1801766-07 I012MW13S-20180712 0.2...	7.87e3	73.5	NO

Name: 180725M1_24, Date: 25-Jul-2018, Time: 22:39:50, ID: 1801812-01 REEPDW1208 0.12115, Description: REEPDW1208

	#	Name	ID	Area	%Rec	Area Out
1	1	13C4-PFBA	1801812-01 REEPDW1208 0.12115	3.84e3	75.9	NO
2	2	13C5-PFHxA	1801812-01 REEPDW1208 0.12115	4.61e3	77.0	NO
3	3	13C3-PFHxS	1801812-01 REEPDW1208 0.12115	1.19e3	91.2	NO
4	4	13C8-PFOA	1801812-01 REEPDW1208 0.12115	4.54e3	65.5	NO
5	5	13C9-PFNA	1801812-01 REEPDW1208 0.12115	4.57e3	66.8	NO
6	6	13C4-PFOS	1801812-01 REEPDW1208 0.12115	1.32e3	87.2	NO
7	7	13C6-PFDA	1801812-01 REEPDW1208 0.12115	5.21e3	67.4	NO
8	8	13C7-PFUdA	1801812-01 REEPDW1208 0.12115	8.25e3	77.1	NO

Name: 180725M1_25, Date: 25-Jul-2018, Time: 22:50:20, ID: 1801812-02 REEPDW1209 0.11614, Description: REEPDW1209

	#	Name	ID	Area	%Rec	Area Out
1	1	13C4-PFBA	1801812-02 REEPDW1209 0.11614	1.96e3	38.8	YES
2	2	13C5-PFHxA	1801812-02 REEPDW1209 0.11614	2.38e3	39.7	YES
3	3	13C3-PFHxS	1801812-02 REEPDW1209 0.11614	9.63e2	74.1	NO
4	4	13C8-PFOA	1801812-02 REEPDW1209 0.11614	2.49e3	35.9	YES
5	5	13C9-PFNA	1801812-02 REEPDW1209 0.11614	2.56e3	37.4	YES
6	6	13C4-PFOS	1801812-02 REEPDW1209 0.11614	1.33e3	87.6	NO
7	7	13C6-PFDA	1801812-02 REEPDW1209 0.11614	2.93e3	37.9	YES
8	8	13C7-PFUdA	1801812-02 REEPDW1209 0.11614	4.65e3	43.5	YES

Name: 180725M1_26, Date: 25-Jul-2018, Time: 23:00:45, ID: 1801812-03 REEPDW1210 0.12112, Description: REEPDW1210

	#	Name	ID	Area	%Rec	Area Out
1	1	13C4-PFBA	1801812-03 REEPDW1210 0.12112	2.69e3	53.2	NO
2	2	13C5-PFHxA	1801812-03 REEPDW1210 0.12112	3.09e3	51.6	NO
3	3	13C3-PFHxS	1801812-03 REEPDW1210 0.12112	1.09e3	83.5	NO
4	4	13C8-PFOA	1801812-03 REEPDW1210 0.12112	3.21e3	46.4	YES
5	5	13C9-PFNA	1801812-03 REEPDW1210 0.12112	3.21e3	46.8	YES
6	6	13C4-PFOS	1801812-03 REEPDW1210 0.12112	1.20e3	79.0	NO
7	7	13C6-PFDA	1801812-03 REEPDW1210 0.12112	3.64e3	47.0	YES
8	8	13C7-PFUdA	1801812-03 REEPDW1210 0.12112	5.71e3	53.4	NO

Dataset: Untitled

Last Altered: Thursday, July 26, 2018 15:38:20 Pacific Daylight Time
Printed: Thursday, July 26, 2018 15:38:30 Pacific Daylight Time

Name: 180725M1_27, Date: 25-Jul-2018, Time: 23:11:16, ID: ST180725M1-11 PFC CS3 18G1915, Description: PFC CS3 18G1915

	#	Name	ID	Area	%Rec	Area Out
1	1	13C4-PFBA	ST180725M1-11 PFC CS3 18G1915	5.41e3	106.8	NO
2	2	13C5-PFHxA	ST180725M1-11 PFC CS3 18G1915	6.41e3	107.0	NO
3	3	13C3-PFHxS	ST180725M1-11 PFC CS3 18G1915	1.43e3	110.1	NO
4	4	13C8-PFOA	ST180725M1-11 PFC CS3 18G1915	6.64e3	95.7	NO
5	5	13C9-PFNA	ST180725M1-11 PFC CS3 18G1915	7.38e3	107.8	NO
6	6	13C4-PFOS	ST180725M1-11 PFC CS3 18G1915	1.65e3	109.0	NO
7	7	13C6-PFDA	ST180725M1-11 PFC CS3 18G1915	8.01e3	103.7	NO
8	8	13C7-PFUdA	ST180725M1-11 PFC CS3 18G1915	1.12e4	104.5	NO

Name: 180725M1_28, Date: 25-Jul-2018, Time: 23:21:40, ID: IPA, Description: IPA

	#	Name	ID	Area	%Rec	Area Out
1	1	13C4-PFBA	IPA			NO
2	2	13C5-PFHxA	IPA			NO
3	3	13C3-PFHxS	IPA			NO
4	4	13C8-PFOA	IPA			NO
5	5	13C9-PFNA	IPA			NO
6	6	13C4-PFOS	IPA			NO
7	7	13C6-PFDA	IPA			NO
8	8	13C7-PFUdA	IPA	5.40e0	0.1	YES

Name: 180725M1_29, Date: 25-Jul-2018, Time: 23:32:10, ID: 1801812-04 REEPDW570 0.11904, Description: REEPDW570

	#	Name	ID	Area	%Rec	Area Out
1	1	13C4-PFBA	1801812-04 REEPDW570 0.11904	3.10e3	61.3	NO
2	2	13C5-PFHxA	1801812-04 REEPDW570 0.11904	3.61e3	60.3	NO
3	3	13C3-PFHxS	1801812-04 REEPDW570 0.11904	1.15e3	88.6	NO
4	4	13C8-PFOA	1801812-04 REEPDW570 0.11904	4.08e3	58.9	NO
5	5	13C9-PFNA	1801812-04 REEPDW570 0.11904	4.15e3	60.6	NO
6	6	13C4-PFOS	1801812-04 REEPDW570 0.11904	1.51e3	99.7	NO
7	7	13C6-PFDA	1801812-04 REEPDW570 0.11904	4.69e3	60.6	NO
8	8	13C7-PFUdA	1801812-04 REEPDW570 0.11904	6.46e3	60.3	NO

Name: 180725M1_30, Date: 25-Jul-2018, Time: 23:42:41, ID: 1801812-05 REEPDW1211 0.11713, Description: REEPDW1211

	#	Name	ID	Area	%Rec	Area Out
1	1	13C4-PFBA	1801812-05 REEPDW1211 0.11713	2.39e3	47.2	YES
2	2	13C5-PFHxA	1801812-05 REEPDW1211 0.11713	2.53e3	42.3	YES
3	3	13C3-PFHxS	1801812-05 REEPDW1211 0.11713	1.37e3	105.5	NO
4	4	13C8-PFOA	1801812-05 REEPDW1211 0.11713	2.72e3	39.2	YES
5	5	13C9-PFNA	1801812-05 REEPDW1211 0.11713	2.71e3	39.5	YES
6	6	13C4-PFOS	1801812-05 REEPDW1211 0.11713	1.50e3	98.8	NO
7	7	13C6-PFDA	1801812-05 REEPDW1211 0.11713	2.58e3	33.4	YES
8	8	13C7-PFUdA	1801812-05 REEPDW1211 0.11713	4.39e3	41.0	YES

Dataset: Untitled

Last Altered: Thursday, July 26, 2018 15:38:20 Pacific Daylight Time
Printed: Thursday, July 26, 2018 15:38:30 Pacific Daylight Time

Name: 180725M1_31, Date: 25-Jul-2018, Time: 23:53:05, ID: 1801813-01 REEPDW1208FRB 0.12227, Description: REEPDW1208FRB

	#	Name	ID	Area	%Rec	Area Out
1	1	13C4-PFBA	1801813-01 REEPDW1208FRB 0.12227	3.71e3	73.2	NO
2	2	13C5-PFHxA	1801813-01 REEPDW1208FRB 0.12227	4.40e3	73.4	NO
3	3	13C3-PFHxS	1801813-01 REEPDW1208FRB 0.12227	1.11e3	85.3	NO
4	4	13C8-PFOA	1801813-01 REEPDW1208FRB 0.12227	4.36e3	62.9	NO
5	5	13C9-PFNA	1801813-01 REEPDW1208FRB 0.12227	4.51e3	65.9	NO
6	6	13C4-PFOS	1801813-01 REEPDW1208FRB 0.12227	1.27e3	83.8	NO
7	7	13C6-PFDA	1801813-01 REEPDW1208FRB 0.12227	5.15e3	66.6	NO
8	8	13C7-PFUdA	1801813-01 REEPDW1208FRB 0.12227	7.75e3	72.4	NO

Name: 180725M1_32, Date: 26-Jul-2018, Time: 00:03:35, ID: 1801813-02 REEPDW1209FRB 0.12257, Description: REEPDW1209FRB

	#	Name	ID	Area	%Rec	Area Out
1	1	13C4-PFBA	1801813-02 REEPDW1209FRB 0.12257	4.02e3	79.4	NO
2	2	13C5-PFHxA	1801813-02 REEPDW1209FRB 0.12257	4.38e3	73.1	NO
3	3	13C3-PFHxS	1801813-02 REEPDW1209FRB 0.12257	1.23e3	94.5	NO
4	4	13C8-PFOA	1801813-02 REEPDW1209FRB 0.12257	4.49e3	64.7	NO
5	5	13C9-PFNA	1801813-02 REEPDW1209FRB 0.12257	4.48e3	65.5	NO
6	6	13C4-PFOS	1801813-02 REEPDW1209FRB 0.12257	1.37e3	90.3	NO
7	7	13C6-PFDA	1801813-02 REEPDW1209FRB 0.12257	5.19e3	67.1	NO
8	8	13C7-PFUdA	1801813-02 REEPDW1209FRB 0.12257	7.78e3	72.7	NO

Name: 180725M1_33, Date: 26-Jul-2018, Time: 00:14:00, ID: 1801813-03 REEPDW1210FRB 0.11402, Description: REEPDW1210FRB

	#	Name	ID	Area	%Rec	Area Out
1	1	13C4-PFBA	1801813-03 REEPDW1210FRB 0.11402	3.43e3	67.7	NO
2	2	13C5-PFHxA	1801813-03 REEPDW1210FRB 0.11402	3.97e3	66.3	NO
3	3	13C3-PFHxS	1801813-03 REEPDW1210FRB 0.11402	9.44e2	72.6	NO
4	4	13C8-PFOA	1801813-03 REEPDW1210FRB 0.11402	4.57e3	65.9	NO
5	5	13C9-PFNA	1801813-03 REEPDW1210FRB 0.11402	4.81e3	70.3	NO
6	6	13C4-PFOS	1801813-03 REEPDW1210FRB 0.11402	1.15e3	75.8	NO
7	7	13C6-PFDA	1801813-03 REEPDW1210FRB 0.11402	5.04e3	65.1	NO
8	8	13C7-PFUdA	1801813-03 REEPDW1210FRB 0.11402	7.50e3	70.1	NO

Name: 180725M1_34, Date: 26-Jul-2018, Time: 00:24:30, ID: 1801813-04 REEPDW1211FRB 0.12107, Description: REEPDW1211FRB

	#	Name	ID	Area	%Rec	Area Out
1	1	13C4-PFBA	1801813-04 REEPDW1211FRB 0.12107	3.18e3	62.8	NO
2	2	13C5-PFHxA	1801813-04 REEPDW1211FRB 0.12107	3.76e3	62.8	NO
3	3	13C3-PFHxS	1801813-04 REEPDW1211FRB 0.12107	1.16e3	89.2	NO
4	4	13C8-PFOA	1801813-04 REEPDW1211FRB 0.12107	4.32e3	62.2	NO
5	5	13C9-PFNA	1801813-04 REEPDW1211FRB 0.12107	4.83e3	70.6	NO
6	6	13C4-PFOS	1801813-04 REEPDW1211FRB 0.12107	1.36e3	89.6	NO
7	7	13C6-PFDA	1801813-04 REEPDW1211FRB 0.12107	5.22e3	67.5	NO
8	8	13C7-PFUdA	1801813-04 REEPDW1211FRB 0.12107	7.64e3	71.4	NO

Dataset: Untitled

Last Altered: Thursday, July 26, 2018 15:38:20 Pacific Daylight Time
Printed: Thursday, July 26, 2018 15:38:30 Pacific Daylight Time

Name: 180725M1_35, Date: 26-Jul-2018, Time: 00:34:55, ID: 1801814-01 H18-00800-001 FTB 0.1123, Description: H18-00800-001 FTB

	# Name	ID	Area	%Rec	Area Out
1	1 13C4-PFBA	1801814-01 H18-00800-001 FTB 0.1123	4.58e3	90.5	NO
2	2 13C5-PFHxA	1801814-01 H18-00800-001 FTB 0.1123	5.48e3	91.6	NO
3	3 13C3-PFHxS	1801814-01 H18-00800-001 FTB 0.1123	1.22e3	93.9	NO
4	4 13C8-PFOA	1801814-01 H18-00800-001 FTB 0.1123	5.88e3	84.8	NO
5	5 13C9-PFNA	1801814-01 H18-00800-001 FTB 0.1123	6.97e3	101.8	NO
6	6 13C4-PFOS	1801814-01 H18-00800-001 FTB 0.1123	1.61e3	106.4	NO
7	7 13C6-PFDA	1801814-01 H18-00800-001 FTB 0.1123	6.81e3	88.0	NO
8	8 13C7-PFUdA	1801814-01 H18-00800-001 FTB 0.1123	9.87e3	92.2	NO

Name: 180725M1_36, Date: 26-Jul-2018, Time: 00:45:26, ID: 1801814-02 H18-00800-002 VNT-1B 0.11605, Description: H18-00800-002 VNT-1B

	# Name	ID	Area	%Rec	Area Out
1	1 13C4-PFBA	1801814-02 H18-00800-002 VNT-1B 0....	3.05e3	60.2	NO
2	2 13C5-PFHxA	1801814-02 H18-00800-002 VNT-1B 0....	3.50e3	58.4	NO
3	3 13C3-PFHxS	1801814-02 H18-00800-002 VNT-1B 0....	9.30e2	71.5	NO
4	4 13C8-PFOA	1801814-02 H18-00800-002 VNT-1B 0....	3.87e3	55.8	NO
5	5 13C9-PFNA	1801814-02 H18-00800-002 VNT-1B 0....	3.80e3	55.5	NO
6	6 13C4-PFOS	1801814-02 H18-00800-002 VNT-1B 0....	1.23e3	81.1	NO
7	7 13C6-PFDA	1801814-02 H18-00800-002 VNT-1B 0....	4.44e3	57.4	NO
8	8 13C7-PFUdA	1801814-02 H18-00800-002 VNT-1B 0....	6.14e3	57.3	NO

Name: 180725M1_37, Date: 26-Jul-2018, Time: 00:55:56, ID: B8G0045-BS1 OPR 1, Description: OPR

	# Name	ID	Area	%Rec	Area Out
1	1 13C4-PFBA	B8G0045-BS1 OPR 1	3.60e3	71.1	NO
2	2 13C5-PFHxA	B8G0045-BS1 OPR 1	4.42e3	73.8	NO
3	3 13C3-PFHxS	B8G0045-BS1 OPR 1	1.09e3	84.2	NO
4	4 13C8-PFOA	B8G0045-BS1 OPR 1	5.69e3	82.0	NO
5	5 13C9-PFNA	B8G0045-BS1 OPR 1	5.40e3	78.9	NO
6	6 13C4-PFOS	B8G0045-BS1 OPR 1	1.24e3	81.8	NO
7	7 13C6-PFDA	B8G0045-BS1 OPR 1	6.13e3	79.3	NO
8	8 13C7-PFUdA	B8G0045-BS1 OPR 1	8.63e3	80.6	NO

Name: 180725M1_38, Date: 26-Jul-2018, Time: 01:06:21, ID: B8G0045-BLK1 Method Blank 1, Description: Method Blank

	# Name	ID	Area	%Rec	Area Out
1	1 13C4-PFBA	B8G0045-BLK1 Method Blank 1	3.20e3	63.2	NO
2	2 13C5-PFHxA	B8G0045-BLK1 Method Blank 1	4.02e3	67.1	NO
3	3 13C3-PFHxS	B8G0045-BLK1 Method Blank 1	1.06e3	81.7	NO
4	4 13C8-PFOA	B8G0045-BLK1 Method Blank 1	4.47e3	64.4	NO
5	5 13C9-PFNA	B8G0045-BLK1 Method Blank 1	4.80e3	70.1	NO
6	6 13C4-PFOS	B8G0045-BLK1 Method Blank 1	1.46e3	95.9	NO
7	7 13C6-PFDA	B8G0045-BLK1 Method Blank 1	5.49e3	71.0	NO
8	8 13C7-PFUdA	B8G0045-BLK1 Method Blank 1	7.39e3	69.1	NO

Dataset: Untitled

Last Altered: Thursday, July 26, 2018 15:38:20 Pacific Daylight Time
Printed: Thursday, July 26, 2018 15:38:30 Pacific Daylight Time

Name: 180725M1_39, Date: 26-Jul-2018, Time: 01:16:51, ID: 1801580-01 TA-SB-MW-06 (2-3')-EPA 1.08, Description: TA-SB-MW-06 (2-3')-EPA

	#	Name	ID	Area	%Rec	Area Out
1	1	13C4-PFBA	1801580-01 TA-SB-MW-06 (2-3')-EPA 1...	2.87e3	56.6	NO
2	2	13C5-PFHxA	1801580-01 TA-SB-MW-06 (2-3')-EPA 1...	3.73e3	62.2	NO
3	3	13C3-PFHxS	1801580-01 TA-SB-MW-06 (2-3')-EPA 1...	1.08e3	82.8	NO
4	4	13C8-PFOA	1801580-01 TA-SB-MW-06 (2-3')-EPA 1...	4.79e3	69.2	NO
5	5	13C9-PFNA	1801580-01 TA-SB-MW-06 (2-3')-EPA 1...	5.09e3	74.4	NO
6	6	13C4-PFOS	1801580-01 TA-SB-MW-06 (2-3')-EPA 1...	1.29e3	85.1	NO
7	7	13C6-PFDA	1801580-01 TA-SB-MW-06 (2-3')-EPA 1...	5.57e3	72.0	NO
8	8	13C7-PFUdA	1801580-01 TA-SB-MW-06 (2-3')-EPA 1...	8.61e3	80.4	NO

Name: 180725M1_40, Date: 26-Jul-2018, Time: 01:27:17, ID: 1801580-02 TA-SB-MW-06 (2-3')-EPA-DUP 1.13, Description: TA-SB-MW-06 (2-3')-EPA-DUP

	#	Name	ID	Area	%Rec	Area Out
1	1	13C4-PFBA	1801580-02 TA-SB-MW-06 (2-3')-EPA-...	2.78e3	55.0	NO
2	2	13C5-PFHxA	1801580-02 TA-SB-MW-06 (2-3')-EPA-...	3.71e3	61.9	NO
3	3	13C3-PFHxS	1801580-02 TA-SB-MW-06 (2-3')-EPA-...	1.11e3	85.4	NO
4	4	13C8-PFOA	1801580-02 TA-SB-MW-06 (2-3')-EPA-...	4.67e3	67.3	NO
5	5	13C9-PFNA	1801580-02 TA-SB-MW-06 (2-3')-EPA-...	4.76e3	69.5	NO
6	6	13C4-PFOS	1801580-02 TA-SB-MW-06 (2-3')-EPA-...	1.18e3	78.0	NO
7	7	13C6-PFDA	1801580-02 TA-SB-MW-06 (2-3')-EPA-...	5.51e3	71.3	NO
8	8	13C7-PFUdA	1801580-02 TA-SB-MW-06 (2-3')-EPA-...	8.45e3	78.9	NO

Name: 180725M1_41, Date: 26-Jul-2018, Time: 01:37:47, ID: 1801580-03 TA-SED-T8-3 (0-1')-EPA 1.1, Description: TA-SED-T8-3 (0-1')-EPA

	#	Name	ID	Area	%Rec	Area Out
1	1	13C4-PFBA	1801580-03 TA-SED-T8-3 (0-1')-EPA 1.1	3.96e3	78.3	NO
2	2	13C5-PFHxA	1801580-03 TA-SED-T8-3 (0-1')-EPA 1.1	5.23e3	87.4	NO
3	3	13C3-PFHxS	1801580-03 TA-SED-T8-3 (0-1')-EPA 1.1	1.18e3	90.5	NO
4	4	13C8-PFOA	1801580-03 TA-SED-T8-3 (0-1')-EPA 1.1	6.01e3	86.6	NO
5	5	13C9-PFNA	1801580-03 TA-SED-T8-3 (0-1')-EPA 1.1	5.94e3	86.8	NO
6	6	13C4-PFOS	1801580-03 TA-SED-T8-3 (0-1')-EPA 1.1	1.40e3	92.3	NO
7	7	13C6-PFDA	1801580-03 TA-SED-T8-3 (0-1')-EPA 1.1	6.96e3	90.0	NO
8	8	13C7-PFUdA	1801580-03 TA-SED-T8-3 (0-1')-EPA 1.1	9.21e3	86.0	NO

Name: 180725M1_42, Date: 26-Jul-2018, Time: 01:48:12, ID: 1801580-04 TA-SED-RC2 (0-1')-EPA 1.05, Description: TA-SED-RC2 (0-1')-EPA

	#	Name	ID	Area	%Rec	Area Out
1	1	13C4-PFBA	1801580-04 TA-SED-RC2 (0-1')-EPA 1.05	3.59e3	70.8	NO
2	2	13C5-PFHxA	1801580-04 TA-SED-RC2 (0-1')-EPA 1.05	4.35e3	72.6	NO
3	3	13C3-PFHxS	1801580-04 TA-SED-RC2 (0-1')-EPA 1.05	1.03e3	78.9	NO
4	4	13C8-PFOA	1801580-04 TA-SED-RC2 (0-1')-EPA 1.05	5.32e3	76.8	NO
5	5	13C9-PFNA	1801580-04 TA-SED-RC2 (0-1')-EPA 1.05	4.57e3	66.8	NO
6	6	13C4-PFOS	1801580-04 TA-SED-RC2 (0-1')-EPA 1.05	1.23e3	80.8	NO
7	7	13C6-PFDA	1801580-04 TA-SED-RC2 (0-1')-EPA 1.05	5.94e3	76.8	NO
8	8	13C7-PFUdA	1801580-04 TA-SED-RC2 (0-1')-EPA 1.05	8.77e3	81.9	NO

Dataset: Untitled

Last Altered: Thursday, July 26, 2018 15:38:20 Pacific Daylight Time
Printed: Thursday, July 26, 2018 15:38:30 Pacific Daylight Time

Name: 180725M1_43, Date: 26-Jul-2018, Time: 01:58:42, ID: 1801580-05 TA-SED-BOATRAMP (0-1')-EPA 1.11, Description: TA-SED-BOATRAMP (0-1')-EPA

	# Name	ID	Area	%Rec	Area Out
1	1 13C4-PFBA	1801580-05 TA-SED-BOATRAMP (0-1')...	3.53e3	69.8	NO
2	2 13C5-PFHxA	1801580-05 TA-SED-BOATRAMP (0-1')...	4.47e3	74.7	NO
3	3 13C3-PFHxS	1801580-05 TA-SED-BOATRAMP (0-1')...	1.06e3	81.8	NO
4	4 13C8-PFOA	1801580-05 TA-SED-BOATRAMP (0-1')...	5.26e3	75.8	NO
5	5 13C9-PFNA	1801580-05 TA-SED-BOATRAMP (0-1')...	5.37e3	78.5	NO
6	6 13C4-PFOS	1801580-05 TA-SED-BOATRAMP (0-1')...	1.24e3	81.9	NO
7	7 13C6-PFDA	1801580-05 TA-SED-BOATRAMP (0-1')...	5.91e3	76.5	NO
8	8 13C7-PFUdA	1801580-05 TA-SED-BOATRAMP (0-1')...	8.67e3	81.0	NO

Name: 180725M1_44, Date: 26-Jul-2018, Time: 02:09:07, ID: 1801620-05 SED 2 1.12, Description: SED 2

	# Name	ID	Area	%Rec	Area Out
1	1 13C4-PFBA	1801620-05 SED 2 1.12	2.83e3	55.8	NO
2	2 13C5-PFHxA	1801620-05 SED 2 1.12	3.77e3	62.9	NO
3	3 13C3-PFHxS	1801620-05 SED 2 1.12	1.05e3	81.0	NO
4	4 13C8-PFOA	1801620-05 SED 2 1.12	4.41e3	63.6	NO
5	5 13C9-PFNA	1801620-05 SED 2 1.12	4.33e3	63.3	NO
6	6 13C4-PFOS	1801620-05 SED 2 1.12	9.33e2	61.5	NO
7	7 13C6-PFDA	1801620-05 SED 2 1.12	5.46e3	70.6	NO
8	8 13C7-PFUdA	1801620-05 SED 2 1.12	7.62e3	71.2	NO

Name: 180725M1_45, Date: 26-Jul-2018, Time: 02:19:37, ID: 1801620-06 SED 3 1.1, Description: SED 3

	# Name	ID	Area	%Rec	Area Out
1	1 13C4-PFBA	1801620-06 SED 3 1.1	3.69e3	72.9	NO
2	2 13C5-PFHxA	1801620-06 SED 3 1.1	4.81e3	80.3	NO
3	3 13C3-PFHxS	1801620-06 SED 3 1.1	1.13e3	86.7	NO
4	4 13C8-PFOA	1801620-06 SED 3 1.1	5.47e3	78.9	NO
5	5 13C9-PFNA	1801620-06 SED 3 1.1	5.60e3	81.8	NO
6	6 13C4-PFOS	1801620-06 SED 3 1.1	1.24e3	82.0	NO
7	7 13C6-PFDA	1801620-06 SED 3 1.1	6.45e3	83.5	NO
8	8 13C7-PFUdA	1801620-06 SED 3 1.1	8.51e3	79.5	NO

Name: 180725M1_46, Date: 26-Jul-2018, Time: 02:30:03, ID: ST180725M1-12 PFC CS3 18G1915, Description: PFC CS3 18G1915

	# Name	ID	Area	%Rec	Area Out
1	1 13C4-PFBA	ST180725M1-12 PFC CS3 18G1915	5.31e3	104.7	NO
2	2 13C5-PFHxA	ST180725M1-12 PFC CS3 18G1915	6.46e3	107.9	NO
3	3 13C3-PFHxS	ST180725M1-12 PFC CS3 18G1915	1.37e3	105.7	NO
4	4 13C8-PFOA	ST180725M1-12 PFC CS3 18G1915	7.64e3	110.1	NO
5	5 13C9-PFNA	ST180725M1-12 PFC CS3 18G1915	7.25e3	105.9	NO
6	6 13C4-PFOS	ST180725M1-12 PFC CS3 18G1915	1.68e3	110.6	NO
7	7 13C6-PFDA	ST180725M1-12 PFC CS3 18G1915	8.07e3	104.4	NO
8	8 13C7-PFUdA	ST180725M1-12 PFC CS3 18G1915	1.09e4	102.3	NO

Dataset: Untitled

Last Altered: Thursday, July 26, 2018 15:38:20 Pacific Daylight Time
Printed: Thursday, July 26, 2018 15:38:30 Pacific Daylight Time

Name: 180725M1_47, Date: 26-Jul-2018, Time: 02:40:33, ID: IPA, Description: IPA

	#	Name	ID	Area	%Rec	Area Out
1	1	13C4-PFBA	IPA			NO
2	2	13C5-PFHxA	IPA			NO
3	3	13C3-PFHxS	IPA	5.84e0	0.4	YES
4	4	13C8-PFOA	IPA			NO
5	5	13C9-PFNA	IPA			NO
6	6	13C4-PFOS	IPA			NO
7	7	13C6-PFDA	IPA	5.14e0	0.1	YES
8	8	13C7-PFUdA	IPA			NO

Name: 180725M1_48, Date: 26-Jul-2018, Time: 02:50:57, ID: 1801620-07 SED 4 1.03, Description: SED 4

	#	Name	ID	Area	%Rec	Area Out
1	1	13C4-PFBA	1801620-07 SED 4 1.03	3.65e3	72.1	NO
2	2	13C5-PFHxA	1801620-07 SED 4 1.03	4.63e3	77.3	NO
3	3	13C3-PFHxS	1801620-07 SED 4 1.03	1.02e3	78.1	NO
4	4	13C8-PFOA	1801620-07 SED 4 1.03	4.98e3	71.8	NO
5	5	13C9-PFNA	1801620-07 SED 4 1.03	4.58e3	66.8	NO
6	6	13C4-PFOS	1801620-07 SED 4 1.03	1.25e3	82.2	NO
7	7	13C6-PFDA	1801620-07 SED 4 1.03	5.73e3	74.1	NO
8	8	13C7-PFUdA	1801620-07 SED 4 1.03	8.08e3	75.5	NO

Name: 180725M1_49, Date: 26-Jul-2018, Time: 03:01:27, ID: 1801620-08 SB 3 5-6 ft 1.08, Description: SB 3 5-6 ft

	#	Name	ID	Area	%Rec	Area Out
1	1	13C4-PFBA	1801620-08 SB 3 5-6 ft 1.08	3.40e3	67.1	NO
2	2	13C5-PFHxA	1801620-08 SB 3 5-6 ft 1.08	4.25e3	71.1	NO
3	3	13C3-PFHxS	1801620-08 SB 3 5-6 ft 1.08	1.01e3	77.8	NO
4	4	13C8-PFOA	1801620-08 SB 3 5-6 ft 1.08	4.64e3	66.9	NO
5	5	13C9-PFNA	1801620-08 SB 3 5-6 ft 1.08	4.78e3	69.8	NO
6	6	13C4-PFOS	1801620-08 SB 3 5-6 ft 1.08	1.21e3	79.9	NO
7	7	13C6-PFDA	1801620-08 SB 3 5-6 ft 1.08	5.45e3	70.5	NO
8	8	13C7-PFUdA	1801620-08 SB 3 5-6 ft 1.08	7.88e3	73.6	NO

Name: 180725M1_50, Date: 26-Jul-2018, Time: 03:11:58, ID: 1801620-09 SB 4 1.03, Description: SB 4

	#	Name	ID	Area	%Rec	Area Out
1	1	13C4-PFBA	1801620-09 SB 4 1.03	3.73e3	73.7	NO
2	2	13C5-PFHxA	1801620-09 SB 4 1.03	4.40e3	73.5	NO
3	3	13C3-PFHxS	1801620-09 SB 4 1.03	1.12e3	86.4	NO
4	4	13C8-PFOA	1801620-09 SB 4 1.03	5.16e3	74.4	NO
5	5	13C9-PFNA	1801620-09 SB 4 1.03	5.31e3	77.5	NO
6	6	13C4-PFOS	1801620-09 SB 4 1.03	1.21e3	79.6	NO
7	7	13C6-PFDA	1801620-09 SB 4 1.03	5.96e3	77.1	NO
8	8	13C7-PFUdA	1801620-09 SB 4 1.03	8.06e3	75.3	NO

Dataset: Untitled

Last Altered: Thursday, July 26, 2018 15:38:20 Pacific Daylight Time
Printed: Thursday, July 26, 2018 15:38:30 Pacific Daylight Time

Name: 180725M1_51, Date: 26-Jul-2018, Time: 03:22:22, ID: 1801620-10 SB 6 1.06, Description: SB 6

	#	Name	ID	Area	%Rec	Area Out
1	1	13C4-PFBA	1801620-10 SB 6 1.06	3.03e3	59.8	NO
2	2	13C5-PFHxA	1801620-10 SB 6 1.06	3.63e3	60.6	NO
3	3	13C3-PFHxS	1801620-10 SB 6 1.06	8.64e2	66.5	NO
4	4	13C8-PFOA	1801620-10 SB 6 1.06	4.19e3	60.4	NO
5	5	13C9-PFNA	1801620-10 SB 6 1.06	4.57e3	66.7	NO
6	6	13C4-PFOS	1801620-10 SB 6 1.06	1.08e3	71.2	NO
7	7	13C6-PFDA	1801620-10 SB 6 1.06	4.19e3	54.2	NO
8	8	13C7-PFUdA	1801620-10 SB 6 1.06	6.41e3	59.9	NO

Name: 180725M1_52, Date: 26-Jul-2018, Time: 03:32:52, ID: 1801655-01 HS-SB-T3-009 (2-3)-EPA 1.12, Description: HS-SB-T3-009 (2-3)-EPA

	#	Name	ID	Area	%Rec	Area Out
1	1	13C4-PFBA	1801655-01 HS-SB-T3-009 (2-3)-EPA 1....	3.78e3	74.6	NO
2	2	13C5-PFHxA	1801655-01 HS-SB-T3-009 (2-3)-EPA 1....	4.52e3	75.5	NO
3	3	13C3-PFHxS	1801655-01 HS-SB-T3-009 (2-3)-EPA 1....	1.10e3	85.0	NO
4	4	13C8-PFOA	1801655-01 HS-SB-T3-009 (2-3)-EPA 1....	5.12e3	73.8	NO
5	5	13C9-PFNA	1801655-01 HS-SB-T3-009 (2-3)-EPA 1....	5.02e3	73.3	NO
6	6	13C4-PFOS	1801655-01 HS-SB-T3-009 (2-3)-EPA 1....	1.34e3	88.3	NO
7	7	13C6-PFDA	1801655-01 HS-SB-T3-009 (2-3)-EPA 1....	5.91e3	76.4	NO
8	8	13C7-PFUdA	1801655-01 HS-SB-T3-009 (2-3)-EPA 1....	7.36e3	68.8	NO

Name: 180725M1_53, Date: 26-Jul-2018, Time: 03:43:18, ID: 1801655-02 HS-SB-T3-009 (2-3)-DUP-EPA 1.08, Description: HS-SB-T3-009 (2-3)-DUP-EPA

	#	Name	ID	Area	%Rec	Area Out
1	1	13C4-PFBA	1801655-02 HS-SB-T3-009 (2-3)-DUP-...	3.24e3	63.9	NO
2	2	13C5-PFHxA	1801655-02 HS-SB-T3-009 (2-3)-DUP-...	3.90e3	65.2	NO
3	3	13C3-PFHxS	1801655-02 HS-SB-T3-009 (2-3)-DUP-...	1.05e3	80.5	NO
4	4	13C8-PFOA	1801655-02 HS-SB-T3-009 (2-3)-DUP-...	4.74e3	68.4	NO
5	5	13C9-PFNA	1801655-02 HS-SB-T3-009 (2-3)-DUP-...	4.96e3	72.5	NO
6	6	13C4-PFOS	1801655-02 HS-SB-T3-009 (2-3)-DUP-...	1.20e3	79.3	NO
7	7	13C6-PFDA	1801655-02 HS-SB-T3-009 (2-3)-DUP-...	5.44e3	70.3	NO
8	8	13C7-PFUdA	1801655-02 HS-SB-T3-009 (2-3)-DUP-...	7.26e3	67.8	NO

Name: 180725M1_54, Date: 26-Jul-2018, Time: 03:53:48, ID: 1801655-03 HS-SB-T5-001-(2-3)-EPA 1.13, Description: HS-SB-T5-001-(2-3)-EPA

	#	Name	ID	Area	%Rec	Area Out
1	1	13C4-PFBA	1801655-03 HS-SB-T5-001-(2-3)-EPA 1...	3.43e3	67.8	NO
2	2	13C5-PFHxA	1801655-03 HS-SB-T5-001-(2-3)-EPA 1...	4.40e3	73.4	NO
3	3	13C3-PFHxS	1801655-03 HS-SB-T5-001-(2-3)-EPA 1...	1.06e3	81.4	NO
4	4	13C8-PFOA	1801655-03 HS-SB-T5-001-(2-3)-EPA 1...	5.16e3	74.4	NO
5	5	13C9-PFNA	1801655-03 HS-SB-T5-001-(2-3)-EPA 1...	5.53e3	80.8	NO
6	6	13C4-PFOS	1801655-03 HS-SB-T5-001-(2-3)-EPA 1...	1.37e3	90.3	NO
7	7	13C6-PFDA	1801655-03 HS-SB-T5-001-(2-3)-EPA 1...	5.63e3	72.8	NO
8	8	13C7-PFUdA	1801655-03 HS-SB-T5-001-(2-3)-EPA 1...	8.44e3	78.9	NO

Dataset: Untitled

Last Altered: Thursday, July 26, 2018 15:38:20 Pacific Daylight Time
Printed: Thursday, July 26, 2018 15:38:30 Pacific Daylight Time

Name: 180725M1_55, Date: 26-Jul-2018, Time: 04:04:13, ID: B8G0070-BS1 OPR 0.125, Description: OPR

	#	Name	ID	Area	%Rec	Area Out
1	1	13C4-PFBA	B8G0070-BS1 OPR 0.125	2.91e3	57.5	NO
2	2	13C5-PFHxA	B8G0070-BS1 OPR 0.125	3.64e3	60.7	NO
3	3	13C3-PFHxS	B8G0070-BS1 OPR 0.125	1.14e3	88.0	NO
4	4	13C8-PFOA	B8G0070-BS1 OPR 0.125	4.33e3	62.4	NO
5	5	13C9-PFNA	B8G0070-BS1 OPR 0.125	4.66e3	68.0	NO
6	6	13C4-PFOS	B8G0070-BS1 OPR 0.125	1.35e3	88.7	NO
7	7	13C6-PFDA	B8G0070-BS1 OPR 0.125	5.56e3	71.9	NO
8	8	13C7-PFUdA	B8G0070-BS1 OPR 0.125	7.92e3	74.0	NO

Name: 180725M1_56, Date: 26-Jul-2018, Time: 04:14:43, ID: B8G0070-BLK1 Method Blank 0.125, Description: Method Blank

	#	Name	ID	Area	%Rec	Area Out
1	1	13C4-PFBA	B8G0070-BLK1 Method Blank 0.125	2.62e3	51.6	NO
2	2	13C5-PFHxA	B8G0070-BLK1 Method Blank 0.125	3.02e3	50.4	NO
3	3	13C3-PFHxS	B8G0070-BLK1 Method Blank 0.125	1.11e3	85.5	NO
4	4	13C8-PFOA	B8G0070-BLK1 Method Blank 0.125	3.71e3	53.5	NO
5	5	13C9-PFNA	B8G0070-BLK1 Method Blank 0.125	4.11e3	60.0	NO
6	6	13C4-PFOS	B8G0070-BLK1 Method Blank 0.125	1.36e3	89.3	NO
7	7	13C6-PFDA	B8G0070-BLK1 Method Blank 0.125	4.43e3	57.3	NO
8	8	13C7-PFUdA	B8G0070-BLK1 Method Blank 0.125	6.69e3	62.5	NO

Name: 180725M1_57, Date: 26-Jul-2018, Time: 04:25:08, ID: 1801579-01 FM1806280830MK 0.03219, Description: FM1806280830MK

	#	Name	ID	Area	%Rec	Area Out
1	1	13C4-PFBA	1801579-01 FM1806280830MK 0.03219	3.46e3	68.3	NO
2	2	13C5-PFHxA	1801579-01 FM1806280830MK 0.03219	4.10e3	68.5	NO
3	3	13C3-PFHxS	1801579-01 FM1806280830MK 0.03219	1.05e3	81.0	NO
4	4	13C8-PFOA	1801579-01 FM1806280830MK 0.03219	5.02e3	72.5	NO
5	5	13C9-PFNA	1801579-01 FM1806280830MK 0.03219	5.41e3	79.0	NO
6	6	13C4-PFOS	1801579-01 FM1806280830MK 0.03219	1.21e3	79.8	NO
7	7	13C6-PFDA	1801579-01 FM1806280830MK 0.03219	5.59e3	72.2	NO
8	8	13C7-PFUdA	1801579-01 FM1806280830MK 0.03219	7.16e3	66.9	NO

Name: 180725M1_58, Date: 26-Jul-2018, Time: 04:35:38, ID: 1801579-03 FM1806280900MK 0.02228, Description: FM1806280900MK

	#	Name	ID	Area	%Rec	Area Out
1	1	13C4-PFBA	1801579-03 FM1806280900MK 0.02228	3.32e3	65.5	NO
2	2	13C5-PFHxA	1801579-03 FM1806280900MK 0.02228	4.23e3	70.6	NO
3	3	13C3-PFHxS	1801579-03 FM1806280900MK 0.02228	9.73e2	74.9	NO
4	4	13C8-PFOA	1801579-03 FM1806280900MK 0.02228	4.62e3	66.7	NO
5	5	13C9-PFNA	1801579-03 FM1806280900MK 0.02228	5.09e3	74.3	NO
6	6	13C4-PFOS	1801579-03 FM1806280900MK 0.02228	1.06e3	70.1	NO
7	7	13C6-PFDA	1801579-03 FM1806280900MK 0.02228	5.07e3	65.6	NO
8	8	13C7-PFUdA	1801579-03 FM1806280900MK 0.02228	6.38e3	59.6	NO

Dataset: Untitled

Last Altered: Thursday, July 26, 2018 15:38:20 Pacific Daylight Time
Printed: Thursday, July 26, 2018 15:38:30 Pacific Daylight Time

Name: 180725M1_59, Date: 26-Jul-2018, Time: 04:46:03, ID: B8G0067-BS1 OPR 0.125, Description: OPR

	#	Name	ID	Area	%Rec	Area Out
1	1	13C4-PFBA	B8G0067-BS1 OPR 0.125	4.28e3	84.6	NO
2	2	13C5-PFHxA	B8G0067-BS1 OPR 0.125	4.92e3	82.2	NO
3	3	13C3-PFHxS	B8G0067-BS1 OPR 0.125	1.24e3	95.0	NO
4	4	13C8-PFOA	B8G0067-BS1 OPR 0.125	5.63e3	81.3	NO
5	5	13C9-PFNA	B8G0067-BS1 OPR 0.125	5.13e3	75.0	NO
6	6	13C4-PFOS	B8G0067-BS1 OPR 0.125	9.61e2	63.3	NO
7	7	13C6-PFDA	B8G0067-BS1 OPR 0.125	3.71e3	48.0	YES
8	8	13C7-PFUdA	B8G0067-BS1 OPR 0.125	2.15e3	20.1	YES

Name: 180725M1_60, Date: 26-Jul-2018, Time: 04:56:33, ID: B8G0067-BLK1 Method Blank 0.125, Description: Method Blank

	#	Name	ID	Area	%Rec	Area Out
1	1	13C4-PFBA	B8G0067-BLK1 Method Blank 0.125	4.75e3	93.8	NO
2	2	13C5-PFHxA	B8G0067-BLK1 Method Blank 0.125	5.49e3	91.7	NO
3	3	13C3-PFHxS	B8G0067-BLK1 Method Blank 0.125	1.32e3	101.8	NO
4	4	13C8-PFOA	B8G0067-BLK1 Method Blank 0.125	6.54e3	94.4	NO
5	5	13C9-PFNA	B8G0067-BLK1 Method Blank 0.125	6.25e3	91.3	NO
6	6	13C4-PFOS	B8G0067-BLK1 Method Blank 0.125	1.56e3	102.6	NO
7	7	13C6-PFDA	B8G0067-BLK1 Method Blank 0.125	5.72e3	74.0	NO
8	8	13C7-PFUdA	B8G0067-BLK1 Method Blank 0.125	6.68e3	62.4	NO

Name: 180725M1_61, Date: 26-Jul-2018, Time: 05:06:59, ID: 1801592-01 MW-4 0.11427, Description: MW-4

	#	Name	ID	Area	%Rec	Area Out
1	1	13C4-PFBA	1801592-01 MW-4 0.11427	4.27e3	84.3	NO
2	2	13C5-PFHxA	1801592-01 MW-4 0.11427	5.11e3	85.3	NO
3	3	13C3-PFHxS	1801592-01 MW-4 0.11427	1.20e3	92.6	NO
4	4	13C8-PFOA	1801592-01 MW-4 0.11427	5.81e3	83.8	NO
5	5	13C9-PFNA	1801592-01 MW-4 0.11427	5.79e3	84.6	NO
6	6	13C4-PFOS	1801592-01 MW-4 0.11427	1.22e3	80.3	NO
7	7	13C6-PFDA	1801592-01 MW-4 0.11427	4.97e3	64.3	NO
8	8	13C7-PFUdA	1801592-01 MW-4 0.11427	3.72e3	34.7	YES

Name: 180725M1_62, Date: 26-Jul-2018, Time: 05:17:29, ID: ST180725M1-13 PFC CS3 18G1915, Description: PFC CS3 18G1915

	#	Name	ID	Area	%Rec	Area Out
1	1	13C4-PFBA	ST180725M1-13 PFC CS3 18G1915	5.34e3	105.5	NO
2	2	13C5-PFHxA	ST180725M1-13 PFC CS3 18G1915	6.42e3	107.3	NO
3	3	13C3-PFHxS	ST180725M1-13 PFC CS3 18G1915	1.45e3	111.6	NO
4	4	13C8-PFOA	ST180725M1-13 PFC CS3 18G1915	6.77e3	97.7	NO
5	5	13C9-PFNA	ST180725M1-13 PFC CS3 18G1915	7.29e3	106.5	NO
6	6	13C4-PFOS	ST180725M1-13 PFC CS3 18G1915	1.49e3	97.9	NO
7	7	13C6-PFDA	ST180725M1-13 PFC CS3 18G1915	8.44e3	109.2	NO
8	8	13C7-PFUdA	ST180725M1-13 PFC CS3 18G1915	1.12e4	104.9	NO

Dataset: Untitled

Last Altered: Thursday, July 26, 2018 15:38:20 Pacific Daylight Time
Printed: Thursday, July 26, 2018 15:38:30 Pacific Daylight Time

Name: 180725M1_63, Date: 26-Jul-2018, Time: 05:27:54, ID: IPA, Description: IPA

	#	Name	ID	Area	%Rec	Area Out
1	1	13C4-PFBA	IPA			NO
2	2	13C5-PFHxA	IPA			NO
3	3	13C3-PFHxS	IPA			NO
4	4	13C8-PFOA	IPA			NO
5	5	13C9-PFNA	IPA			NO
6	6	13C4-PFOS	IPA			NO
7	7	13C6-PFDA	IPA	6.56e0	0.1	YES
8	8	13C7-PFUdA	IPA			NO

Name: 180725M1_64, Date: 26-Jul-2018, Time: 05:38:24, ID: 1801592-02 MW-7 0.11102, Description: MW-7

	#	Name	ID	Area	%Rec	Area Out
1	1	13C4-PFBA	1801592-02 MW-7 0.11102	4.25e3	83.9	NO
2	2	13C5-PFHxA	1801592-02 MW-7 0.11102	5.14e3	85.8	NO
3	3	13C3-PFHxS	1801592-02 MW-7 0.11102	1.21e3	93.4	NO
4	4	13C8-PFOA	1801592-02 MW-7 0.11102	5.59e3	80.6	NO
5	5	13C9-PFNA	1801592-02 MW-7 0.11102	5.94e3	86.7	NO
6	6	13C4-PFOS	1801592-02 MW-7 0.11102	1.24e3	81.4	NO
7	7	13C6-PFDA	1801592-02 MW-7 0.11102	5.17e3	66.9	NO
8	8	13C7-PFUdA	1801592-02 MW-7 0.11102	6.11e3	57.1	NO

Name: 180725M1_65, Date: 26-Jul-2018, Time: 05:48:49, ID: 1801592-03 Leavitt Well 0.11711, Description: Leavitt Well

	#	Name	ID	Area	%Rec	Area Out
1	1	13C4-PFBA	1801592-03 Leavitt Well 0.11711	4.31e3	85.1	NO
2	2	13C5-PFHxA	1801592-03 Leavitt Well 0.11711	5.13e3	85.6	NO
3	3	13C3-PFHxS	1801592-03 Leavitt Well 0.11711	1.21e3	92.8	NO
4	4	13C8-PFOA	1801592-03 Leavitt Well 0.11711	5.90e3	85.0	NO
5	5	13C9-PFNA	1801592-03 Leavitt Well 0.11711	5.86e3	85.6	NO
6	6	13C4-PFOS	1801592-03 Leavitt Well 0.11711	1.10e3	72.3	NO
7	7	13C6-PFDA	1801592-03 Leavitt Well 0.11711	4.62e3	59.8	NO
8	8	13C7-PFUdA	1801592-03 Leavitt Well 0.11711	4.93e3	46.1	YES

Name: 180725M1_66, Date: 26-Jul-2018, Time: 05:59:20, ID: 1801592-04 Fachon Well 0.11339, Description: Fachon Well

	#	Name	ID	Area	%Rec	Area Out
1	1	13C4-PFBA	1801592-04 Fachon Well 0.11339	4.23e3	83.6	NO
2	2	13C5-PFHxA	1801592-04 Fachon Well 0.11339	5.12e3	85.5	NO
3	3	13C3-PFHxS	1801592-04 Fachon Well 0.11339	1.19e3	91.7	NO
4	4	13C8-PFOA	1801592-04 Fachon Well 0.11339	5.78e3	83.3	NO
5	5	13C9-PFNA	1801592-04 Fachon Well 0.11339	5.47e3	79.8	NO
6	6	13C4-PFOS	1801592-04 Fachon Well 0.11339	9.66e2	63.7	NO
7	7	13C6-PFDA	1801592-04 Fachon Well 0.11339	4.47e3	57.8	NO
8	8	13C7-PFUdA	1801592-04 Fachon Well 0.11339	3.09e3	28.9	YES

Dataset: Untitled

Last Altered: Thursday, July 26, 2018 15:38:20 Pacific Daylight Time
Printed: Thursday, July 26, 2018 15:38:30 Pacific Daylight Time

Name: 180725M1_67, Date: 26-Jul-2018, Time: 06:09:44, ID: 1801592-05 Donohoe Well 0.11675, Description: Donohoe Well

	#	Name	ID	Area	%Rec	Area Out
1	1	13C4-PFBA	1801592-05 Donohoe Well 0.11675	4.56e3	90.1	NO
2	2	13C5-PFHxA	1801592-05 Donohoe Well 0.11675	5.38e3	89.8	NO
3	3	13C3-PFHxS	1801592-05 Donohoe Well 0.11675	1.32e3	101.7	NO
4	4	13C8-PFOA	1801592-05 Donohoe Well 0.11675	6.30e3	90.9	NO
5	5	13C9-PFNA	1801592-05 Donohoe Well 0.11675	6.13e3	89.5	NO
6	6	13C4-PFOS	1801592-05 Donohoe Well 0.11675	1.49e3	98.3	NO
7	7	13C6-PFDA	1801592-05 Donohoe Well 0.11675	5.50e3	71.1	NO
8	8	13C7-PFUdA	1801592-05 Donohoe Well 0.11675	6.19e3	57.9	NO

Name: 180725M1_68, Date: 26-Jul-2018, Time: 06:20:15, ID: 1801592-06 Epping W&P 0.11663, Description: Epping W&P

	#	Name	ID	Area	%Rec	Area Out
1	1	13C4-PFBA	1801592-06 Epping W&P 0.11663	4.22e3	83.2	NO
2	2	13C5-PFHxA	1801592-06 Epping W&P 0.11663	5.08e3	84.8	NO
3	3	13C3-PFHxS	1801592-06 Epping W&P 0.11663	1.15e3	88.3	NO
4	4	13C8-PFOA	1801592-06 Epping W&P 0.11663	5.63e3	81.2	NO
5	5	13C9-PFNA	1801592-06 Epping W&P 0.11663	5.38e3	78.6	NO
6	6	13C4-PFOS	1801592-06 Epping W&P 0.11663	1.17e3	76.9	NO
7	7	13C6-PFDA	1801592-06 Epping W&P 0.11663	4.76e3	61.6	NO
8	8	13C7-PFUdA	1801592-06 Epping W&P 0.11663	4.90e3	45.8	YES

Name: 180725M1_69, Date: 26-Jul-2018, Time: 06:30:40, ID: 1801592-07 Erias Well 0.11611, Description: Erias Well

	#	Name	ID	Area	%Rec	Area Out
1	1	13C4-PFBA	1801592-07 Erias Well 0.11611	3.95e3	78.0	NO
2	2	13C5-PFHxA	1801592-07 Erias Well 0.11611	4.79e3	80.0	NO
3	3	13C3-PFHxS	1801592-07 Erias Well 0.11611	1.08e3	83.2	NO
4	4	13C8-PFOA	1801592-07 Erias Well 0.11611	5.26e3	75.8	NO
5	5	13C9-PFNA	1801592-07 Erias Well 0.11611	5.21e3	76.1	NO
6	6	13C4-PFOS	1801592-07 Erias Well 0.11611	1.18e3	77.9	NO
7	7	13C6-PFDA	1801592-07 Erias Well 0.11611	4.78e3	61.9	NO
8	8	13C7-PFUdA	1801592-07 Erias Well 0.11611	4.51e3	42.1	YES

Name: 180725M1_70, Date: 26-Jul-2018, Time: 06:41:10, ID: 1801592-08 MW-1 0.11258, Description: MW-1

	#	Name	ID	Area	%Rec	Area Out
1	1	13C4-PFBA	1801592-08 MW-1 0.11258	4.39e3	86.7	NO
2	2	13C5-PFHxA	1801592-08 MW-1 0.11258	5.00e3	83.5	NO
3	3	13C3-PFHxS	1801592-08 MW-1 0.11258	1.22e3	94.1	NO
4	4	13C8-PFOA	1801592-08 MW-1 0.11258	5.28e3	76.1	NO
5	5	13C9-PFNA	1801592-08 MW-1 0.11258	5.43e3	79.3	NO
6	6	13C4-PFOS	1801592-08 MW-1 0.11258	1.14e3	75.1	NO
7	7	13C6-PFDA	1801592-08 MW-1 0.11258	4.47e3	57.8	NO
8	8	13C7-PFUdA	1801592-08 MW-1 0.11258	2.86e3	26.8	YES

Dataset: Untitled

Last Altered: Thursday, July 26, 2018 15:38:20 Pacific Daylight Time
Printed: Thursday, July 26, 2018 15:38:30 Pacific Daylight Time

Name: 180725M1_71, Date: 26-Jul-2018, Time: 06:51:35, ID: 1801592-09 MW-2 0.11529, Description: MW-2

	#	Name	ID	Area	%Rec	Area Out
1	1	13C4-PFBA	1801592-09 MW-2 0.11529	4.20e3	82.9	NO
2	2	13C5-PFHxA	1801592-09 MW-2 0.11529	5.08e3	84.9	NO
3	3	13C3-PFHxS	1801592-09 MW-2 0.11529	1.12e3	86.0	NO
4	4	13C8-PFOA	1801592-09 MW-2 0.11529	5.79e3	83.5	NO
5	5	13C9-PFNA	1801592-09 MW-2 0.11529	5.03e3	73.4	NO
6	6	13C4-PFOS	1801592-09 MW-2 0.11529	1.08e3	71.4	NO
7	7	13C6-PFDA	1801592-09 MW-2 0.11529	4.09e3	53.0	NO
8	8	13C7-PFUdA	1801592-09 MW-2 0.11529	2.80e3	26.2	YES

Name: 180725M1_72, Date: 26-Jul-2018, Time: 07:02:05, ID: 1801592-10 MW-3 0.11561, Description: MW-3

	#	Name	ID	Area	%Rec	Area Out
1	1	13C4-PFBA	1801592-10 MW-3 0.11561	4.37e3	86.3	NO
2	2	13C5-PFHxA	1801592-10 MW-3 0.11561	5.23e3	87.3	NO
3	3	13C3-PFHxS	1801592-10 MW-3 0.11561	1.17e3	89.8	NO
4	4	13C8-PFOA	1801592-10 MW-3 0.11561	5.82e3	84.0	NO
5	5	13C9-PFNA	1801592-10 MW-3 0.11561	5.86e3	85.6	NO
6	6	13C4-PFOS	1801592-10 MW-3 0.11561	1.13e3	74.7	NO
7	7	13C6-PFDA	1801592-10 MW-3 0.11561	5.08e3	65.7	NO
8	8	13C7-PFUdA	1801592-10 MW-3 0.11561	4.23e3	39.5	YES

Name: 180725M1_73, Date: 26-Jul-2018, Time: 07:12:35, ID: 1801592-11 MW-6 0.11306, Description: MW-6

	#	Name	ID	Area	%Rec	Area Out
1	1	13C4-PFBA	1801592-11 MW-6 0.11306	4.43e3	87.4	NO
2	2	13C5-PFHxA	1801592-11 MW-6 0.11306	5.27e3	88.0	NO
3	3	13C3-PFHxS	1801592-11 MW-6 0.11306	1.26e3	97.0	NO
4	4	13C8-PFOA	1801592-11 MW-6 0.11306	6.12e3	88.2	NO
5	5	13C9-PFNA	1801592-11 MW-6 0.11306	6.21e3	90.7	NO
6	6	13C4-PFOS	1801592-11 MW-6 0.11306	1.29e3	85.1	NO
7	7	13C6-PFDA	1801592-11 MW-6 0.11306	5.56e3	72.0	NO
8	8	13C7-PFUdA	1801592-11 MW-6 0.11306	6.12e3	57.2	NO

Name: 180725M1_74, Date: 26-Jul-2018, Time: 07:23:00, ID: ST180725M1-14 PFC CS3 18G1915, Description: PFC CS3 18G1915

	#	Name	ID	Area	%Rec	Area Out
1	1	13C4-PFBA	ST180725M1-14 PFC CS3 18G1915	5.32e3	105.1	NO
2	2	13C5-PFHxA	ST180725M1-14 PFC CS3 18G1915	6.52e3	108.9	NO
3	3	13C3-PFHxS	ST180725M1-14 PFC CS3 18G1915	1.43e3	109.8	NO
4	4	13C8-PFOA	ST180725M1-14 PFC CS3 18G1915	7.51e3	108.4	NO
5	5	13C9-PFNA	ST180725M1-14 PFC CS3 18G1915	7.89e3	115.2	NO
6	6	13C4-PFOS	ST180725M1-14 PFC CS3 18G1915	1.68e3	110.6	NO
7	7	13C6-PFDA	ST180725M1-14 PFC CS3 18G1915	7.98e3	103.2	NO
8	8	13C7-PFUdA	ST180725M1-14 PFC CS3 18G1915	1.13e4	105.8	NO

Dataset: Untitled

Last Altered: Thursday, July 26, 2018 15:38:20 Pacific Daylight Time
Printed: Thursday, July 26, 2018 15:38:30 Pacific Daylight Time

Name: 180725M1_75, Date: 26-Jul-2018, Time: 07:33:30, ID: IPA, Description: IPA

	#	Name	ID	Area	%Rec	Area Out
1	1	13C4-PFBA	IPA			NO
2	2	13C5-PFHxA	IPA			NO
3	3	13C3-PFHxS	IPA			NO
4	4	13C8-PFOA	IPA			NO
5	5	13C9-PFNA	IPA			NO
6	6	13C4-PFOS	IPA			NO
7	7	13C6-PFDA	IPA			NO
8	8	13C7-PFUdA	IPA			NO

Name: 180725M1_76, Date: 26-Jul-2018, Time: 07:43:56, ID: 1801592-12 SW-3 0.11176, Description: SW-3

	#	Name	ID	Area	%Rec	Area Out
1	1	13C4-PFBA	1801592-12 SW-3 0.11176	4.50e3	88.8	NO
2	2	13C5-PFHxA	1801592-12 SW-3 0.11176	5.29e3	88.3	NO
3	3	13C3-PFHxS	1801592-12 SW-3 0.11176	1.22e3	94.1	NO
4	4	13C8-PFOA	1801592-12 SW-3 0.11176	6.41e3	92.4	NO
5	5	13C9-PFNA	1801592-12 SW-3 0.11176	5.76e3	84.1	NO
6	6	13C4-PFOS	1801592-12 SW-3 0.11176	1.34e3	88.2	NO
7	7	13C6-PFDA	1801592-12 SW-3 0.11176	5.27e3	68.1	NO
8	8	13C7-PFUdA	1801592-12 SW-3 0.11176	5.07e3	47.4	YES

Name: 180725M1_77, Date: 26-Jul-2018, Time: 07:54:26, ID: 1801592-13 SW-4 0.11363, Description: SW-4

	#	Name	ID	Area	%Rec	Area Out
1	1	13C4-PFBA	1801592-13 SW-4 0.11363	4.32e3	85.3	NO
2	2	13C5-PFHxA	1801592-13 SW-4 0.11363	5.12e3	85.5	NO
3	3	13C3-PFHxS	1801592-13 SW-4 0.11363	1.17e3	89.7	NO
4	4	13C8-PFOA	1801592-13 SW-4 0.11363	5.78e3	83.4	NO
5	5	13C9-PFNA	1801592-13 SW-4 0.11363	5.43e3	79.3	NO
6	6	13C4-PFOS	1801592-13 SW-4 0.11363	1.51e3	99.7	NO
7	7	13C6-PFDA	1801592-13 SW-4 0.11363	5.55e3	71.7	NO
8	8	13C7-PFUdA	1801592-13 SW-4 0.11363	6.09e3	56.9	NO

Name: 180725M1_78, Date: 26-Jul-2018, Time: 08:04:51, ID: 1801592-14 SW-6 0.09384, Description: SW-6

	#	Name	ID	Area	%Rec	Area Out
1	1	13C4-PFBA	1801592-14 SW-6 0.09384	4.25e3	83.9	NO
2	2	13C5-PFHxA	1801592-14 SW-6 0.09384	4.86e3	81.1	NO
3	3	13C3-PFHxS	1801592-14 SW-6 0.09384	1.26e3	97.1	NO
4	4	13C8-PFOA	1801592-14 SW-6 0.09384	5.56e3	80.2	NO
5	5	13C9-PFNA	1801592-14 SW-6 0.09384	5.33e3	77.9	NO
6	6	13C4-PFOS	1801592-14 SW-6 0.09384	1.26e3	83.1	NO
7	7	13C6-PFDA	1801592-14 SW-6 0.09384	4.84e3	62.5	NO
8	8	13C7-PFUdA	1801592-14 SW-6 0.09384	5.19e3	48.5	YES

Dataset: Untitled

Last Altered: Thursday, July 26, 2018 15:38:20 Pacific Daylight Time
Printed: Thursday, July 26, 2018 15:38:30 Pacific Daylight Time

Name: 180725M1_79, Date: 26-Jul-2018, Time: 08:15:21, ID: 1801592-15 Culvert Inlet 0.12057, Description: Culvert Inlet

	# Name	ID	Area	%Rec	Area Out
1	1 13C4-PFBA	1801592-15 Culvert Inlet 0.12057	4.03e3	79.6	NO
2	2 13C5-PFHxA	1801592-15 Culvert Inlet 0.12057	4.82e3	80.5	NO
3	3 13C3-PFHxS	1801592-15 Culvert Inlet 0.12057	1.10e3	84.4	NO
4	4 13C8-PFOA	1801592-15 Culvert Inlet 0.12057	5.45e3	78.6	NO
5	5 13C9-PFNA	1801592-15 Culvert Inlet 0.12057	5.27e3	77.0	NO
6	6 13C4-PFOS	1801592-15 Culvert Inlet 0.12057	1.16e3	76.1	NO
7	7 13C6-PFDA	1801592-15 Culvert Inlet 0.12057	4.89e3	63.2	NO
8	8 13C7-PFUdA	1801592-15 Culvert Inlet 0.12057	4.11e3	38.4	YES

Name: 180725M1_80, Date: 26-Jul-2018, Time: 08:25:46, ID: B8G0084-BS1 OPR 0.125, Description: OPR

	# Name	ID	Area	%Rec	Area Out
1	1 13C4-PFBA	B8G0084-BS1 OPR 0.125	3.38e3	66.7	NO
2	2 13C5-PFHxA	B8G0084-BS1 OPR 0.125	4.02e3	67.1	NO
3	3 13C3-PFHxS	B8G0084-BS1 OPR 0.125	9.68e2	74.4	NO
4	4 13C8-PFOA	B8G0084-BS1 OPR 0.125	4.77e3	68.8	NO
5	5 13C9-PFNA	B8G0084-BS1 OPR 0.125	4.66e3	68.0	NO
6	6 13C4-PFOS	B8G0084-BS1 OPR 0.125	1.13e3	74.4	NO
7	7 13C6-PFDA	B8G0084-BS1 OPR 0.125	5.13e3	66.4	NO
8	8 13C7-PFUdA	B8G0084-BS1 OPR 0.125	7.42e3	69.3	NO

Name: 180725M1_81, Date: 26-Jul-2018, Time: 08:36:17, ID: B8G0084-BLK1 Method Blank 0.125, Description: Method Blank

	# Name	ID	Area	%Rec	Area Out
1	1 13C4-PFBA	B8G0084-BLK1 Method Blank 0.125	4.24e3	83.6	NO
2	2 13C5-PFHxA	B8G0084-BLK1 Method Blank 0.125	5.14e3	85.8	NO
3	3 13C3-PFHxS	B8G0084-BLK1 Method Blank 0.125	1.15e3	88.8	NO
4	4 13C8-PFOA	B8G0084-BLK1 Method Blank 0.125	6.30e3	90.8	NO
5	5 13C9-PFNA	B8G0084-BLK1 Method Blank 0.125	6.26e3	91.4	NO
6	6 13C4-PFOS	B8G0084-BLK1 Method Blank 0.125	1.49e3	98.2	NO
7	7 13C6-PFDA	B8G0084-BLK1 Method Blank 0.125	6.22e3	80.4	NO
8	8 13C7-PFUdA	B8G0084-BLK1 Method Blank 0.125	9.38e3	87.6	NO

Name: 180725M1_82, Date: 26-Jul-2018, Time: 08:46:42, ID: 1801550-01 DWLM-18 0.11763, Description: DWLM-18

	# Name	ID	Area	%Rec	Area Out
1	1 13C4-PFBA	1801550-01 DWLM-18 0.11763	2.39e3	47.2	YES
2	2 13C5-PFHxA	1801550-01 DWLM-18 0.11763	3.16e3	52.7	NO
3	3 13C3-PFHxS	1801550-01 DWLM-18 0.11763	8.95e2	68.8	NO
4	4 13C8-PFOA	1801550-01 DWLM-18 0.11763	3.61e3	52.1	NO
5	5 13C9-PFNA	1801550-01 DWLM-18 0.11763	3.38e3	49.4	YES
6	6 13C4-PFOS	1801550-01 DWLM-18 0.11763	9.15e2	60.2	NO
7	7 13C6-PFDA	1801550-01 DWLM-18 0.11763	3.53e3	45.7	YES
8	8 13C7-PFUdA	1801550-01 DWLM-18 0.11763	5.06e3	47.3	YES

Dataset: Untitled

Last Altered: Thursday, July 26, 2018 15:38:20 Pacific Daylight Time
Printed: Thursday, July 26, 2018 15:38:30 Pacific Daylight Time

Name: 180725M1_83, Date: 26-Jul-2018, Time: 08:57:12, ID: 1801550-02 DWLM-20 0.11876, Description: DWLM-20

	#	Name	ID	Area	%Rec	Area Out
1	1	13C4-PFBA	1801550-02 DWLM-20 0.11876	2.16e3	42.7	YES
2	2	13C5-PFHxA	1801550-02 DWLM-20 0.11876	3.33e3	55.5	NO
3	3	13C3-PFHxS	1801550-02 DWLM-20 0.11876	8.70e2	66.9	NO
4	4	13C8-PFOA	1801550-02 DWLM-20 0.11876	3.68e3	53.1	NO
5	5	13C9-PFNA	1801550-02 DWLM-20 0.11876	3.63e3	53.0	NO
6	6	13C4-PFOS	1801550-02 DWLM-20 0.11876	9.67e2	63.7	NO
7	7	13C6-PFDA	1801550-02 DWLM-20 0.11876	3.95e3	51.1	NO
8	8	13C7-PFUdA	1801550-02 DWLM-20 0.11876	5.67e3	52.9	NO

Name: 180725M1_84, Date: 26-Jul-2018, Time: 09:07:37, ID: 1801550-03 DWLM-23 0.12035, Description: DWLM-23

	#	Name	ID	Area	%Rec	Area Out
1	1	13C4-PFBA	1801550-03 DWLM-23 0.12035	2.62e3	51.8	NO
2	2	13C5-PFHxA	1801550-03 DWLM-23 0.12035	3.35e3	55.9	NO
3	3	13C3-PFHxS	1801550-03 DWLM-23 0.12035	7.69e2	59.1	NO
4	4	13C8-PFOA	1801550-03 DWLM-23 0.12035	3.80e3	54.8	NO
5	5	13C9-PFNA	1801550-03 DWLM-23 0.12035	3.88e3	56.6	NO
6	6	13C4-PFOS	1801550-03 DWLM-23 0.12035	1.13e3	74.6	NO
7	7	13C6-PFDA	1801550-03 DWLM-23 0.12035	3.71e3	48.0	YES
8	8	13C7-PFUdA	1801550-03 DWLM-23 0.12035	5.75e3	53.7	NO

Name: 180725M1_85, Date: 26-Jul-2018, Time: 09:18:07, ID: 1801550-04 DWLM-24 0.11783, Description: DWLM-24

	#	Name	ID	Area	%Rec	Area Out
1	1	13C4-PFBA	1801550-04 DWLM-24 0.11783	2.92e3	57.6	NO
2	2	13C5-PFHxA	1801550-04 DWLM-24 0.11783	3.35e3	56.0	NO
3	3	13C3-PFHxS	1801550-04 DWLM-24 0.11783	9.65e2	74.2	NO
4	4	13C8-PFOA	1801550-04 DWLM-24 0.11783	4.08e3	58.8	NO
5	5	13C9-PFNA	1801550-04 DWLM-24 0.11783	4.03e3	58.8	NO
6	6	13C4-PFOS	1801550-04 DWLM-24 0.11783	9.53e2	62.8	NO
7	7	13C6-PFDA	1801550-04 DWLM-24 0.11783	4.31e3	55.7	NO
8	8	13C7-PFUdA	1801550-04 DWLM-24 0.11783	5.60e3	52.3	NO

Name: 180725M1_86, Date: 26-Jul-2018, Time: 09:28:32, ID: 1801550-05 DWLM-45 0.11476, Description: DWLM-45

	#	Name	ID	Area	%Rec	Area Out
1	1	13C4-PFBA	1801550-05 DWLM-45 0.11476	4.74e3	93.5	NO
2	2	13C5-PFHxA	1801550-05 DWLM-45 0.11476	5.63e3	94.0	NO
3	3	13C3-PFHxS	1801550-05 DWLM-45 0.11476	1.63e3	125.3	NO
4	4	13C8-PFOA	1801550-05 DWLM-45 0.11476	6.31e3	90.9	NO
5	5	13C9-PFNA	1801550-05 DWLM-45 0.11476	6.04e3	88.2	NO
6	6	13C4-PFOS	1801550-05 DWLM-45 0.11476	2.03e3	133.9	NO
7	7	13C6-PFDA	1801550-05 DWLM-45 0.11476	6.84e3	88.5	NO
8	8	13C7-PFUdA	1801550-05 DWLM-45 0.11476	9.20e3	86.0	NO

Dataset: Untitled

Last Altered: Thursday, July 26, 2018 15:38:20 Pacific Daylight Time
Printed: Thursday, July 26, 2018 15:38:30 Pacific Daylight Time

Name: 180725M1_87, Date: 26-Jul-2018, Time: 09:39:03, ID: 1801550-06 DWLM-Dup 0.12253, Description: DWLM-Dup

	# Name	ID	Area	%Rec	Area Out
1	1 13C4-PFBA	1801550-06 DWLM-Dup 0.12253	4.06e3	80.1	NO
2	2 13C5-PFHxA	1801550-06 DWLM-Dup 0.12253	5.16e3	86.2	NO
3	3 13C3-PFHxS	1801550-06 DWLM-Dup 0.12253	1.35e3	103.6	NO
4	4 13C8-PFOA	1801550-06 DWLM-Dup 0.12253	5.61e3	80.9	NO
5	5 13C9-PFNA	1801550-06 DWLM-Dup 0.12253	5.72e3	83.6	NO
6	6 13C4-PFOS	1801550-06 DWLM-Dup 0.12253	1.43e3	93.9	NO
7	7 13C6-PFDA	1801550-06 DWLM-Dup 0.12253	5.76e3	74.5	NO
8	8 13C7-PFUdA	1801550-06 DWLM-Dup 0.12253	9.04e3	84.5	NO

Name: 180725M1_88, Date: 26-Jul-2018, Time: 09:49:28, ID: 1801550-07 Field Blank 0.12298, Description: Field Blank

	# Name	ID	Area	%Rec	Area Out
1	1 13C4-PFBA	1801550-07 Field Blank 0.12298	4.07e3	80.4	NO
2	2 13C5-PFHxA	1801550-07 Field Blank 0.12298	5.17e3	86.3	NO
3	3 13C3-PFHxS	1801550-07 Field Blank 0.12298	1.27e3	97.5	NO
4	4 13C8-PFOA	1801550-07 Field Blank 0.12298	5.70e3	82.1	NO
5	5 13C9-PFNA	1801550-07 Field Blank 0.12298	5.54e3	80.9	NO
6	6 13C4-PFOS	1801550-07 Field Blank 0.12298	1.46e3	96.1	NO
7	7 13C6-PFDA	1801550-07 Field Blank 0.12298	6.48e3	83.9	NO
8	8 13C7-PFUdA	1801550-07 Field Blank 0.12298	8.55e3	79.9	NO

Name: 180725M1_89, Date: 26-Jul-2018, Time: 09:59:58, ID: ST180725M1-14 PFC CS3 18G1915, Description: PFC CS3 18G1915

	# Name	ID	Area	%Rec	Area Out
1	1 13C4-PFBA	ST180725M1-14 PFC CS3 18G1915	5.40e3	106.7	NO
2	2 13C5-PFHxA	ST180725M1-14 PFC CS3 18G1915	6.59e3	110.1	NO
3	3 13C3-PFHxS	ST180725M1-14 PFC CS3 18G1915	1.48e3	113.9	NO
4	4 13C8-PFOA	ST180725M1-14 PFC CS3 18G1915	7.23e3	104.2	NO
5	5 13C9-PFNA	ST180725M1-14 PFC CS3 18G1915	7.49e3	109.3	NO
6	6 13C4-PFOS	ST180725M1-14 PFC CS3 18G1915	1.63e3	107.1	NO
7	7 13C6-PFDA	ST180725M1-14 PFC CS3 18G1915	7.27e3	94.0	NO
8	8 13C7-PFUdA	ST180725M1-14 PFC CS3 18G1915	1.14e4	106.7	NO

Name: 180725M1_90, Date: 26-Jul-2018, Time: 10:10:29, ID: IPA, Description: IPA

	# Name	ID	Area	%Rec	Area Out
1	1 13C4-PFBA	IPA			NO
2	2 13C5-PFHxA	IPA			NO
3	3 13C3-PFHxS	IPA			NO
4	4 13C8-PFOA	IPA			NO
5	5 13C9-PFNA	IPA			NO
6	6 13C4-PFOS	IPA			NO
7	7 13C6-PFDA	IPA	5.03e0	0.1	YES
8	8 13C7-PFUdA	IPA	5.09e0	0.0	YES

Dataset: Untitled

Last Altered: Thursday, July 26, 2018 15:38:20 Pacific Daylight Time
Printed: Thursday, July 26, 2018 15:38:30 Pacific Daylight Time

Name: 180725M1_91, Date: 26-Jul-2018, Time: 10:20:53, ID: B8G0066-BS1 OPR 0.25, Description: OPR

	#	Name	ID	Area	%Rec	Area Out
1	1	13C4-PFBA	B8G0066-BS1 OPR 0.25	2.11e3	41.6	YES
2	2	13C5-PFHxA	B8G0066-BS1 OPR 0.25	3.22e3	53.7	NO
3	3	13C3-PFHxS	B8G0066-BS1 OPR 0.25	9.45e2	72.7	NO
4	4	13C8-PFOA	B8G0066-BS1 OPR 0.25	3.84e3	55.4	NO
5	5	13C9-PFNA	B8G0066-BS1 OPR 0.25	4.29e3	62.6	NO
6	6	13C4-PFOS	B8G0066-BS1 OPR 0.25	1.18e3	77.9	NO
7	7	13C6-PFDA	B8G0066-BS1 OPR 0.25	4.41e3	57.1	NO
8	8	13C7-PFUdA	B8G0066-BS1 OPR 0.25	6.58e3	61.5	NO

Name: 180725M1_92, Date: 26-Jul-2018, Time: 10:31:23, ID: B8G0066-BLK1 Method Blank 0.25, Description: Method Blank

	#	Name	ID	Area	%Rec	Area Out
1	1	13C4-PFBA	B8G0066-BLK1 Method Blank 0.25	2.50e3	49.3	YES
2	2	13C5-PFHxA	B8G0066-BLK1 Method Blank 0.25	3.35e3	55.9	NO
3	3	13C3-PFHxS	B8G0066-BLK1 Method Blank 0.25	8.68e2	66.7	NO
4	4	13C8-PFOA	B8G0066-BLK1 Method Blank 0.25	4.05e3	58.5	NO
5	5	13C9-PFNA	B8G0066-BLK1 Method Blank 0.25	4.08e3	59.5	NO
6	6	13C4-PFOS	B8G0066-BLK1 Method Blank 0.25	1.08e3	71.2	NO
7	7	13C6-PFDA	B8G0066-BLK1 Method Blank 0.25	4.57e3	59.1	NO
8	8	13C7-PFUdA	B8G0066-BLK1 Method Blank 0.25	7.05e3	65.9	NO

Name: 180725M1_93, Date: 26-Jul-2018, Time: 10:41:54, ID: 1801571-01 MW-5 0.25661, Description: MW-5

	#	Name	ID	Area	%Rec	Area Out
1	1	13C4-PFBA	1801571-01 MW-5 0.25661	2.62e3	51.8	NO
2	2	13C5-PFHxA	1801571-01 MW-5 0.25661	3.44e3	57.5	NO
3	3	13C3-PFHxS	1801571-01 MW-5 0.25661	8.72e2	67.1	NO
4	4	13C8-PFOA	1801571-01 MW-5 0.25661	3.78e3	54.5	NO
5	5	13C9-PFNA	1801571-01 MW-5 0.25661	4.13e3	60.4	NO
6	6	13C4-PFOS	1801571-01 MW-5 0.25661	1.13e3	74.7	NO
7	7	13C6-PFDA	1801571-01 MW-5 0.25661	4.42e3	57.2	NO
8	8	13C7-PFUdA	1801571-01 MW-5 0.25661	6.10e3	57.0	NO

Name: 180725M1_94, Date: 26-Jul-2018, Time: 10:52:18, ID: 1801571-02 MW-6 0.26253, Description: MW-6

	#	Name	ID	Area	%Rec	Area Out
1	1	13C4-PFBA	1801571-02 MW-6 0.26253	2.21e3	43.7	YES
2	2	13C5-PFHxA	1801571-02 MW-6 0.26253	2.86e3	47.7	YES
3	3	13C3-PFHxS	1801571-02 MW-6 0.26253	8.34e2	64.2	NO
4	4	13C8-PFOA	1801571-02 MW-6 0.26253	3.55e3	51.2	NO
5	5	13C9-PFNA	1801571-02 MW-6 0.26253	3.83e3	56.0	NO
6	6	13C4-PFOS	1801571-02 MW-6 0.26253	1.02e3	66.9	NO
7	7	13C6-PFDA	1801571-02 MW-6 0.26253	3.52e3	45.6	YES
8	8	13C7-PFUdA	1801571-02 MW-6 0.26253	5.49e3	51.3	NO

Dataset: Untitled

Last Altered: Thursday, July 26, 2018 15:38:20 Pacific Daylight Time
Printed: Thursday, July 26, 2018 15:38:30 Pacific Daylight Time

Name: 180725M1_95, Date: 26-Jul-2018, Time: 11:02:49, ID: 1801571-03 MW-7 0.25018, Description: MW-7

	#	Name	ID	Area	%Rec	Area Out
1	1	13C4-PFBA	1801571-03 MW-7 0.25018	2.43e3	48.0	YES
2	2	13C5-PFHxA	1801571-03 MW-7 0.25018	3.55e3	59.2	NO
3	3	13C3-PFHxS	1801571-03 MW-7 0.25018	9.53e2	73.3	NO
4	4	13C8-PFOA	1801571-03 MW-7 0.25018	4.26e3	61.5	NO
5	5	13C9-PFNA	1801571-03 MW-7 0.25018	4.25e3	62.1	NO
6	6	13C4-PFOS	1801571-03 MW-7 0.25018	1.06e3	70.1	NO
7	7	13C6-PFDA	1801571-03 MW-7 0.25018	4.71e3	60.9	NO
8	8	13C7-PFUdA	1801571-03 MW-7 0.25018	6.64e3	62.1	NO

Name: 180725M1_96, Date: 26-Jul-2018, Time: 11:13:13, ID: 1801571-04 MW-3 0.25587, Description: MW-3

	#	Name	ID	Area	%Rec	Area Out
1	1	13C4-PFBA	1801571-04 MW-3 0.25587	2.61e3	51.5	NO
2	2	13C5-PFHxA	1801571-04 MW-3 0.25587	3.37e3	56.2	NO
3	3	13C3-PFHxS	1801571-04 MW-3 0.25587	8.64e2	66.4	NO
4	4	13C8-PFOA	1801571-04 MW-3 0.25587	3.70e3	53.4	NO
5	5	13C9-PFNA	1801571-04 MW-3 0.25587	4.21e3	61.5	NO
6	6	13C4-PFOS	1801571-04 MW-3 0.25587	1.04e3	68.7	NO
7	7	13C6-PFDA	1801571-04 MW-3 0.25587	4.40e3	56.9	NO
8	8	13C7-PFUdA	1801571-04 MW-3 0.25587	5.93e3	55.4	NO

Name: 180725M1_97, Date: 26-Jul-2018, Time: 11:23:44, ID: 1801571-05 DUP-1 0.26079, Description: DUP-1

	#	Name	ID	Area	%Rec	Area Out
1	1	13C4-PFBA	1801571-05 DUP-1 0.26079	2.66e3	52.6	NO
2	2	13C5-PFHxA	1801571-05 DUP-1 0.26079	3.42e3	57.0	NO
3	3	13C3-PFHxS	1801571-05 DUP-1 0.26079	8.17e2	62.8	NO
4	4	13C8-PFOA	1801571-05 DUP-1 0.26079	4.01e3	57.9	NO
5	5	13C9-PFNA	1801571-05 DUP-1 0.26079	4.41e3	64.4	NO
6	6	13C4-PFOS	1801571-05 DUP-1 0.26079	1.00e3	66.1	NO
7	7	13C6-PFDA	1801571-05 DUP-1 0.26079	4.43e3	57.2	NO
8	8	13C7-PFUdA	1801571-05 DUP-1 0.26079	6.96e3	65.1	NO

Name: 180725M1_98, Date: 26-Jul-2018, Time: 11:34:08, ID: 1801571-06 EQ BLANK 0.25058, Description: EQ BLANK

	#	Name	ID	Area	%Rec	Area Out
1	1	13C4-PFBA	1801571-06 EQ BLANK 0.25058	2.85e3	56.3	NO
2	2	13C5-PFHxA	1801571-06 EQ BLANK 0.25058	3.44e3	57.5	NO
3	3	13C3-PFHxS	1801571-06 EQ BLANK 0.25058	8.35e2	64.2	NO
4	4	13C8-PFOA	1801571-06 EQ BLANK 0.25058	4.05e3	58.4	NO
5	5	13C9-PFNA	1801571-06 EQ BLANK 0.25058	4.42e3	64.6	NO
6	6	13C4-PFOS	1801571-06 EQ BLANK 0.25058	9.52e2	62.7	NO
7	7	13C6-PFDA	1801571-06 EQ BLANK 0.25058	3.99e3	51.6	NO
8	8	13C7-PFUdA	1801571-06 EQ BLANK 0.25058	4.63e3	43.2	YES

Dataset: Untitled

Last Altered: Thursday, July 26, 2018 15:38:20 Pacific Daylight Time
Printed: Thursday, July 26, 2018 15:38:30 Pacific Daylight Time

Name: 180725M1_99, Date: 26-Jul-2018, Time: 11:44:38, ID: 1801571-07 FB-1 0.25882, Description: FB-1

	# Name	ID	Area	%Rec	Area Out
1	1 13C4-PFBA	1801571-07 FB-1 0.25882	2.46e3	48.7	YES
2	2 13C5-PFHxA	1801571-07 FB-1 0.25882	3.37e3	56.2	NO
3	3 13C3-PFHxS	1801571-07 FB-1 0.25882	8.52e2	65.5	NO
4	4 13C8-PFOA	1801571-07 FB-1 0.25882	4.22e3	60.8	NO
5	5 13C9-PFNA	1801571-07 FB-1 0.25882	4.50e3	65.8	NO
6	6 13C4-PFOS	1801571-07 FB-1 0.25882	1.06e3	69.7	NO
7	7 13C6-PFDA	1801571-07 FB-1 0.25882	4.78e3	61.8	NO
8	8 13C7-PFUdA	1801571-07 FB-1 0.25882	6.58e3	61.5	NO

Name: 180725M1_100, Date: 26-Jul-2018, Time: 11:55:04, ID: 1801571-08 MW-4 0.26111, Description: MW-4

	# Name	ID	Area	%Rec	Area Out
1	1 13C4-PFBA	1801571-08 MW-4 0.26111	2.86e3	56.4	NO
2	2 13C5-PFHxA	1801571-08 MW-4 0.26111	3.56e3	59.4	NO
3	3 13C3-PFHxS	1801571-08 MW-4 0.26111	9.05e2	69.6	NO
4	4 13C8-PFOA	1801571-08 MW-4 0.26111	4.07e3	58.6	NO
5	5 13C9-PFNA	1801571-08 MW-4 0.26111	4.13e3	60.3	NO
6	6 13C4-PFOS	1801571-08 MW-4 0.26111	1.01e3	66.5	NO
7	7 13C6-PFDA	1801571-08 MW-4 0.26111	4.33e3	56.0	NO
8	8 13C7-PFUdA	1801571-08 MW-4 0.26111	6.20e3	57.9	NO

Name: 180725M1_101, Date: 26-Jul-2018, Time: 12:05:34, ID: 1801571-09 SW MATES 0.25442, Description: SW MATES

	# Name	ID	Area	%Rec	Area Out
1	1 13C4-PFBA	1801571-09 SW MATES 0.25442	2.68e3	52.9	NO
2	2 13C5-PFHxA	1801571-09 SW MATES 0.25442	3.43e3	57.3	NO
3	3 13C3-PFHxS	1801571-09 SW MATES 0.25442	7.84e2	60.3	NO
4	4 13C8-PFOA	1801571-09 SW MATES 0.25442	4.05e3	58.5	NO
5	5 13C9-PFNA	1801571-09 SW MATES 0.25442	4.18e3	61.0	NO
6	6 13C4-PFOS	1801571-09 SW MATES 0.25442	9.82e2	64.7	NO
7	7 13C6-PFDA	1801571-09 SW MATES 0.25442	4.44e3	57.4	NO
8	8 13C7-PFUdA	1801571-09 SW MATES 0.25442	6.20e3	57.9	NO

Name: 180725M1_102, Date: 26-Jul-2018, Time: 12:15:59, ID: 1801579-02 SW1806280835MK 0.25867, Description: SW1806280835MK

	# Name	ID	Area	%Rec	Area Out
1	1 13C4-PFBA	1801579-02 SW1806280835MK 0.25867	2.94e3	58.1	NO
2	2 13C5-PFHxA	1801579-02 SW1806280835MK 0.25867	3.61e3	60.2	NO
3	3 13C3-PFHxS	1801579-02 SW1806280835MK 0.25867	8.80e2	67.7	NO
4	4 13C8-PFOA	1801579-02 SW1806280835MK 0.25867	3.95e3	56.9	NO
5	5 13C9-PFNA	1801579-02 SW1806280835MK 0.25867	4.41e3	64.4	NO
6	6 13C4-PFOS	1801579-02 SW1806280835MK 0.25867	1.02e3	67.2	NO
7	7 13C6-PFDA	1801579-02 SW1806280835MK 0.25867	4.18e3	54.0	NO
8	8 13C7-PFUdA	1801579-02 SW1806280835MK 0.25867	6.45e3	60.3	NO

Dataset: Untitled

Last Altered: Thursday, July 26, 2018 15:38:20 Pacific Daylight Time
Printed: Thursday, July 26, 2018 15:38:30 Pacific Daylight Time

Name: 180725M1_103, Date: 26-Jul-2018, Time: 12:26:30, ID: 1801579-04 SW1806280905MK 0.25792, Description: SW1806280905MK

	# Name	ID	Area	%Rec	Area Out
1	1 13C4-PFBA	1801579-04 SW1806280905MK 0.25792	2.63e3	51.8	NO
2	2 13C5-PFHxA	1801579-04 SW1806280905MK 0.25792	3.33e3	55.6	NO
3	3 13C3-PFHxS	1801579-04 SW1806280905MK 0.25792	7.98e2	61.4	NO
4	4 13C8-PFOA	1801579-04 SW1806280905MK 0.25792	3.67e3	52.9	NO
5	5 13C9-PFNA	1801579-04 SW1806280905MK 0.25792	3.84e3	56.1	NO
6	6 13C4-PFOS	1801579-04 SW1806280905MK 0.25792	8.66e2	57.1	NO
7	7 13C6-PFDA	1801579-04 SW1806280905MK 0.25792	3.98e3	51.4	NO
8	8 13C7-PFUdA	1801579-04 SW1806280905MK 0.25792	6.01e3	56.1	NO

Name: 180725M1_104, Date: 26-Jul-2018, Time: 12:36:54, ID: ST180725M1-15 PFC CS3 18G1915, Description: PFC CS3 18G1915

	# Name	ID	Area	%Rec	Area Out
1	1 13C4-PFBA	ST180725M1-15 PFC CS3 18G1915	5.34e3	105.4	NO
2	2 13C5-PFHxA	ST180725M1-15 PFC CS3 18G1915	6.55e3	109.3	NO
3	3 13C3-PFHxS	ST180725M1-15 PFC CS3 18G1915	1.45e3	111.7	NO
4	4 13C8-PFOA	ST180725M1-15 PFC CS3 18G1915	7.08e3	102.1	NO
5	5 13C9-PFNA	ST180725M1-15 PFC CS3 18G1915	7.17e3	104.8	NO
6	6 13C4-PFOS	ST180725M1-15 PFC CS3 18G1915	1.69e3	111.3	NO
7	7 13C6-PFDA	ST180725M1-15 PFC CS3 18G1915	6.61e3	85.5	NO
8	8 13C7-PFUdA	ST180725M1-15 PFC CS3 18G1915	1.14e4	106.5	NO

Name: 180725M1_105, Date: 26-Jul-2018, Time: 12:47:24, ID: IPA, Description: IPA

	# Name	ID	Area	%Rec	Area Out
1	1 13C4-PFBA	IPA			NO
2	2 13C5-PFHxA	IPA			NO
3	3 13C3-PFHxS	IPA			NO
4	4 13C8-PFOA	IPA			NO
5	5 13C9-PFNA	IPA			NO
6	6 13C4-PFOS	IPA			NO
7	7 13C6-PFDA	IPA			NO
8	8 13C7-PFUdA	IPA			NO

Name: 180725M1_106, Date: 26-Jul-2018, Time: 12:57:50, ID: B8G0145-BS1 OPR 1, Description: OPR

	# Name	ID	Area	%Rec	Area Out
1	1 13C4-PFBA	B8G0145-BS1 OPR 1	2.68e3	53.0	NO
2	2 13C5-PFHxA	B8G0145-BS1 OPR 1	3.21e3	53.6	NO
3	3 13C3-PFHxS	B8G0145-BS1 OPR 1	7.58e2	58.3	NO
4	4 13C8-PFOA	B8G0145-BS1 OPR 1	3.77e3	54.3	NO
5	5 13C9-PFNA	B8G0145-BS1 OPR 1	3.62e3	52.8	NO
6	6 13C4-PFOS	B8G0145-BS1 OPR 1	8.94e2	58.9	NO
7	7 13C6-PFDA	B8G0145-BS1 OPR 1	3.73e3	48.2	YES
8	8 13C7-PFUdA	B8G0145-BS1 OPR 1	5.59e3	52.2	NO

Dataset: Untitled

Last Altered: Thursday, July 26, 2018 15:38:20 Pacific Daylight Time
Printed: Thursday, July 26, 2018 15:38:30 Pacific Daylight Time

Name: 180725M1_107, Date: 26-Jul-2018, Time: 13:08:20, ID: B8G0145-BLK1 Method Blank 1, Description: Method Blank

	#	Name	ID	Area	%Rec	Area Out
1	1	13C4-PFBA	B8G0145-BLK1 Method Blank 1	2.57e3	50.8	NO
2	2	13C5-PFHxA	B8G0145-BLK1 Method Blank 1	3.01e3	50.2	NO
3	3	13C3-PFHxS	B8G0145-BLK1 Method Blank 1	6.70e2	51.6	NO
4	4	13C8-PFOA	B8G0145-BLK1 Method Blank 1	3.62e3	52.2	NO
5	5	13C9-PFNA	B8G0145-BLK1 Method Blank 1	3.59e3	52.4	NO
6	6	13C4-PFOS	B8G0145-BLK1 Method Blank 1	8.92e2	58.8	NO
7	7	13C6-PFDA	B8G0145-BLK1 Method Blank 1	3.81e3	49.3	YES
8	8	13C7-PFUdA	B8G0145-BLK1 Method Blank 1	5.89e3	55.0	NO

Name: 180725M1_108, Date: 26-Jul-2018, Time: 13:18:51, ID: 1801706-06 1807360-06A 1.15, Description: 1807360-06A

	#	Name	ID	Area	%Rec	Area Out
1	1	13C4-PFBA	1801706-06 1807360-06A 1.15	2.75e3	54.2	NO
2	2	13C5-PFHxA	1801706-06 1807360-06A 1.15	3.05e3	51.0	NO
3	3	13C3-PFHxS	1801706-06 1807360-06A 1.15	7.18e2	55.2	NO
4	4	13C8-PFOA	1801706-06 1807360-06A 1.15	3.87e3	55.9	NO
5	5	13C9-PFNA	1801706-06 1807360-06A 1.15	3.88e3	56.6	NO
6	6	13C4-PFOS	1801706-06 1807360-06A 1.15	8.20e2	54.0	NO
7	7	13C6-PFDA	1801706-06 1807360-06A 1.15	4.08e3	52.8	NO
8	8	13C7-PFUdA	1801706-06 1807360-06A 1.15	6.20e3	57.9	NO

Name: 180725M1_109, Date: 26-Jul-2018, Time: 13:29:16, ID: 1801721-01 HS-SB-T5 (4-5) 1.13, Description: HS-SB-T5 (4-5)

	#	Name	ID	Area	%Rec	Area Out
1	1	13C4-PFBA	1801721-01 HS-SB-T5 (4-5) 1.13	2.48e3	49.0	YES
2	2	13C5-PFHxA	1801721-01 HS-SB-T5 (4-5) 1.13	3.08e3	51.4	NO
3	3	13C3-PFHxS	1801721-01 HS-SB-T5 (4-5) 1.13	8.05e2	61.9	NO
4	4	13C8-PFOA	1801721-01 HS-SB-T5 (4-5) 1.13	3.31e3	47.7	YES
5	5	13C9-PFNA	1801721-01 HS-SB-T5 (4-5) 1.13	3.42e3	50.0	NO
6	6	13C4-PFOS	1801721-01 HS-SB-T5 (4-5) 1.13	8.65e2	57.0	NO
7	7	13C6-PFDA	1801721-01 HS-SB-T5 (4-5) 1.13	3.82e3	49.3	YES
8	8	13C7-PFUdA	1801721-01 HS-SB-T5 (4-5) 1.13	5.91e3	55.2	NO

Name: 180725M1_110, Date: 26-Jul-2018, Time: 13:39:46, ID: 1801809-01 90617 1.14, Description: 90617

	#	Name	ID	Area	%Rec	Area Out
1	1	13C4-PFBA	1801809-01 90617 1.14	2.47e3	48.7	YES
2	2	13C5-PFHxA	1801809-01 90617 1.14	2.93e3	49.0	YES
3	3	13C3-PFHxS	1801809-01 90617 1.14	7.82e2	60.1	NO
4	4	13C8-PFOA	1801809-01 90617 1.14	3.45e3	49.8	YES
5	5	13C9-PFNA	1801809-01 90617 1.14	3.40e3	49.7	YES
6	6	13C4-PFOS	1801809-01 90617 1.14	8.99e2	59.2	NO
7	7	13C6-PFDA	1801809-01 90617 1.14	3.80e3	49.1	YES
8	8	13C7-PFUdA	1801809-01 90617 1.14	5.41e3	50.6	NO

Dataset: Untitled

Last Altered: Thursday, July 26, 2018 15:38:20 Pacific Daylight Time
Printed: Thursday, July 26, 2018 15:38:30 Pacific Daylight Time

Name: 180725M1_111, Date: 26-Jul-2018, Time: 13:50:11, ID: 1801809-02 90618 1.09, Description: 90618

	#	Name	ID	Area	%Rec	Area Out
1	1	13C4-PFBA	1801809-02 90618 1.09	2.38e3	47.1	YES
2	2	13C5-PFHxA	1801809-02 90618 1.09	2.99e3	50.0	NO
3	3	13C3-PFHxS	1801809-02 90618 1.09	7.23e2	55.6	NO
4	4	13C8-PFOA	1801809-02 90618 1.09	3.60e3	51.9	NO
5	5	13C9-PFNA	1801809-02 90618 1.09	3.09e3	45.1	YES
6	6	13C4-PFOS	1801809-02 90618 1.09	7.99e2	52.7	NO
7	7	13C6-PFDA	1801809-02 90618 1.09	3.31e3	42.9	YES
8	8	13C7-PFUdA	1801809-02 90618 1.09	5.38e3	50.3	NO

Name: 180725M1_112, Date: 26-Jul-2018, Time: 14:00:42, ID: ST180725M1-16 PFC CS3 18G1915, Description: PFC CS3 18G1915

	#	Name	ID	Area	%Rec	Area Out
1	1	13C4-PFBA	ST180725M1-16 PFC CS3 18G1915	5.40e3	106.7	NO
2	2	13C5-PFHxA	ST180725M1-16 PFC CS3 18G1915	6.44e3	107.6	NO
3	3	13C3-PFHxS	ST180725M1-16 PFC CS3 18G1915	1.48e3	114.1	NO
4	4	13C8-PFOA	ST180725M1-16 PFC CS3 18G1915	7.49e3	108.0	NO
5	5	13C9-PFNA	ST180725M1-16 PFC CS3 18G1915	7.19e3	105.0	NO
6	6	13C4-PFOS	ST180725M1-16 PFC CS3 18G1915	1.87e3	123.4	NO
7	7	13C6-PFDA	ST180725M1-16 PFC CS3 18G1915	7.23e3	93.5	NO
8	8	13C7-PFUdA	ST180725M1-16 PFC CS3 18G1915	1.13e4	105.9	NO

Vista Analytical Laboratory

Dataset: Untitled

Last Altered: Thursday, July 26, 2018 11:08:20 Pacific Daylight Time
Printed: Thursday, July 26, 2018 11:08:28 Pacific Daylight Time

Method: F:\Projects\PFAS.PRO\MethDB\PFAS_FULL_80C_072518.mdb 26 Jul 2018 10:19:21
Calibration: F:\Projects\PFAS.PRO\CurveDB\C18_VAL-PFAS_Q4_07-25-18.cdb 26 Jul 2018 10:45:37

Name: 180725M1_12, Date: 25-Jul-2018, Time: 20:34:21, ID: IPA, Description: IPA

PFBA

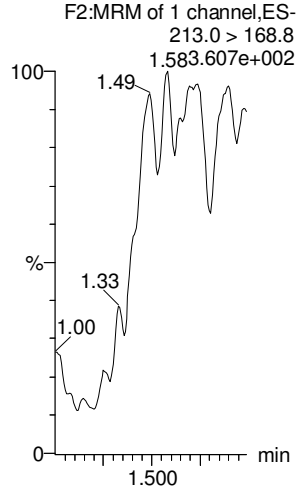

PFPeA

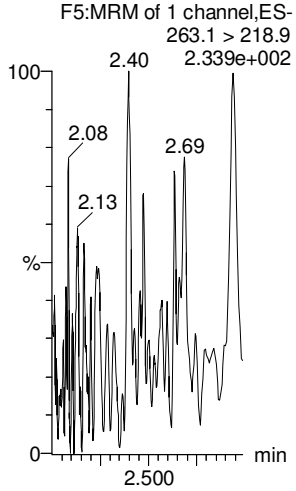

PFBS

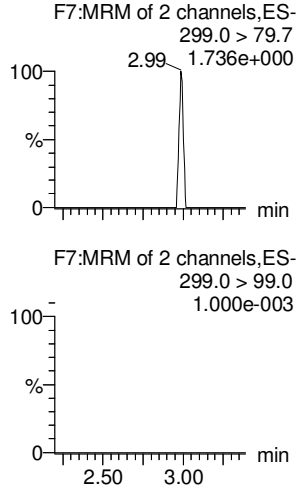

4:2 FTS

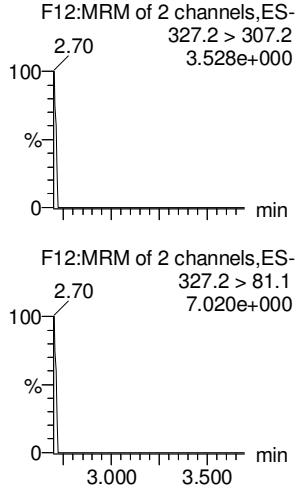

PFHxA

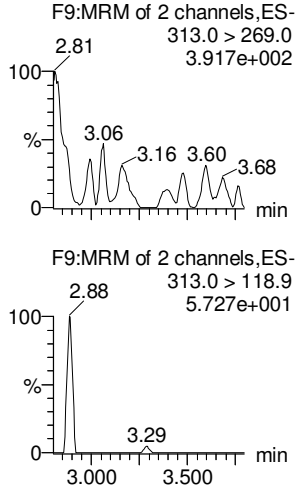

PFPeS

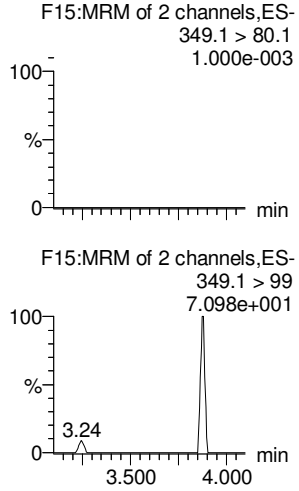

13C3-PFBA

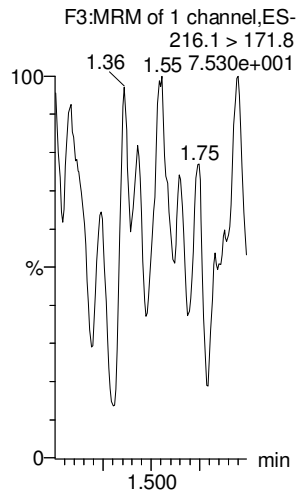

13C3-PFPeA

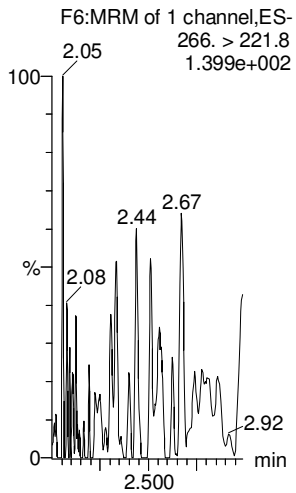

13C3-PFBS

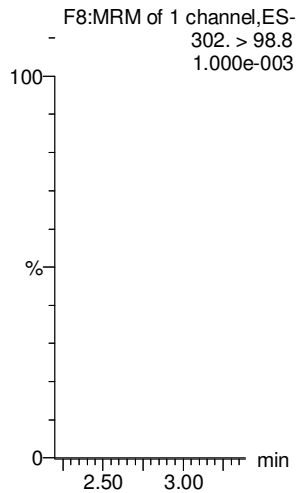

13C2-4:2 FTS

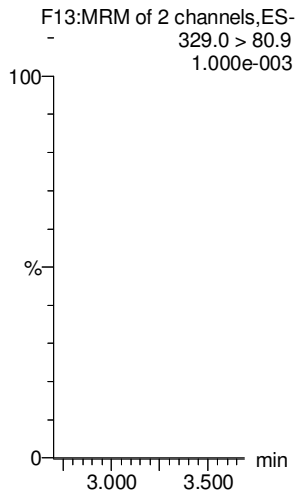

13C2-PFHxA

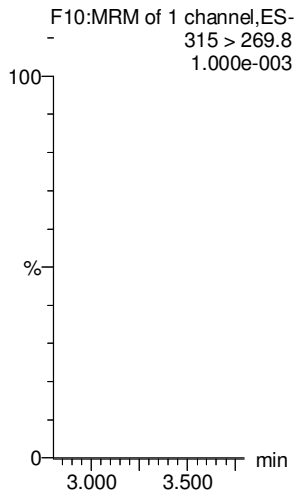

13C3-PFBS

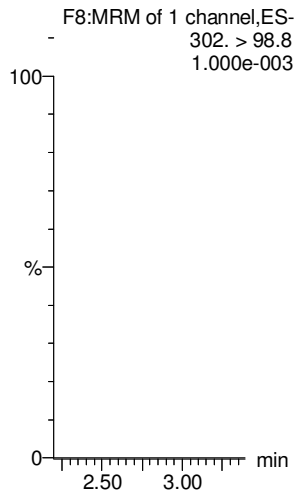

Dataset: Untitled

Last Altered: Thursday, July 26, 2018 11:08:20 Pacific Daylight Time
Printed: Thursday, July 26, 2018 11:08:28 Pacific Daylight Time

Name: 180725M1_12, Date: 25-Jul-2018, Time: 20:34:21, ID: IPA, Description: IPA

6:2 FTS

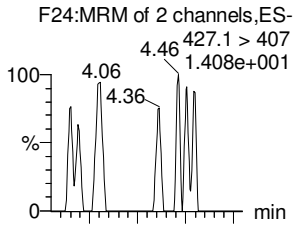

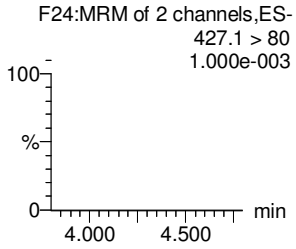

PFHpA

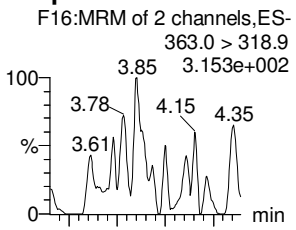

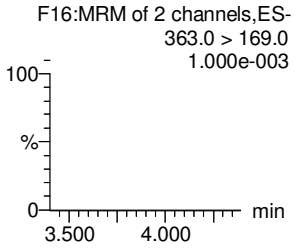

L-PFHxS

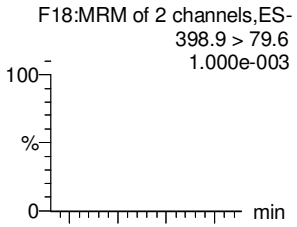

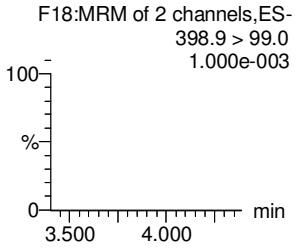

L-PFOA

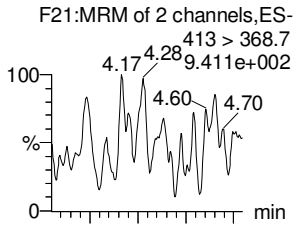

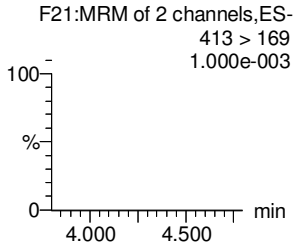

PFHpS

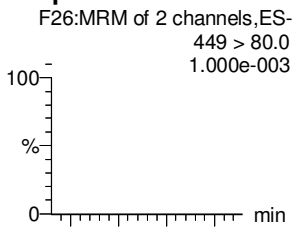

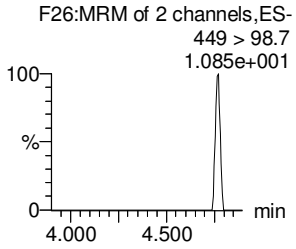

PFNA

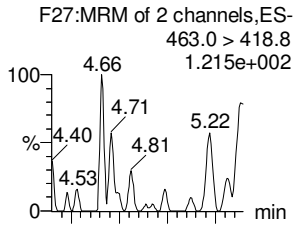

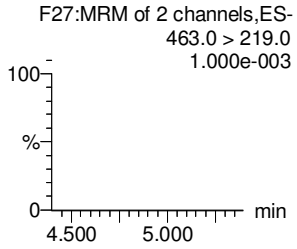

13C2-6:2 FTS

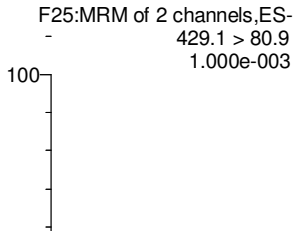

13C4-PFHpA

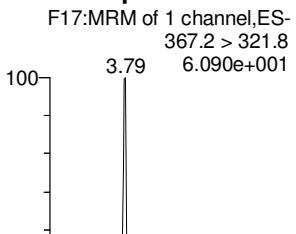

18O2-PFHxS

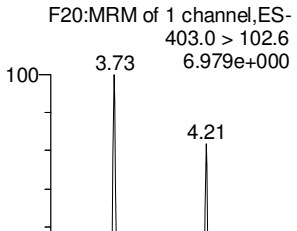

13C2-PFOA



13C8-PFOS

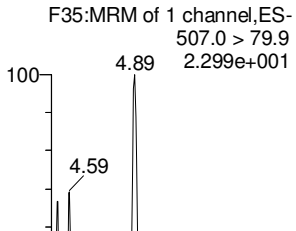

13C5-PFNA

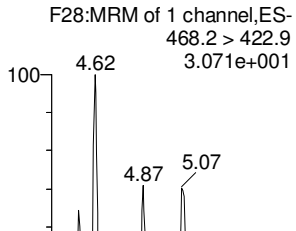

Dataset: Untitled

Last Altered: Thursday, July 26, 2018 11:08:20 Pacific Daylight Time
Printed: Thursday, July 26, 2018 11:08:28 Pacific Daylight Time

Name: 180725M1_12, Date: 25-Jul-2018, Time: 20:34:21, ID: IPA, Description: IPA

PFOSA

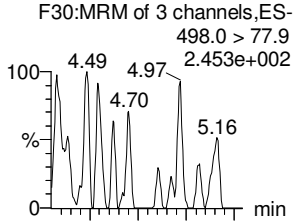

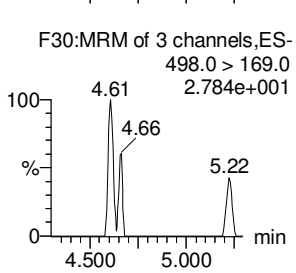

L-PFOS

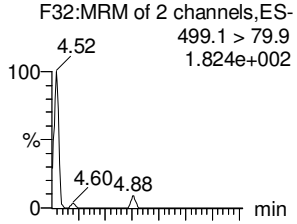

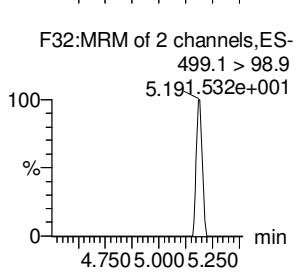

PFDA

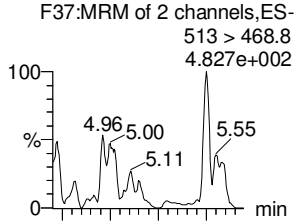

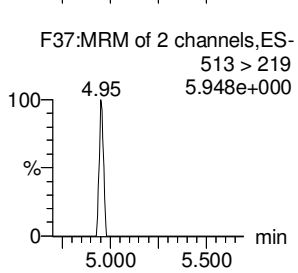

8:2 FTS

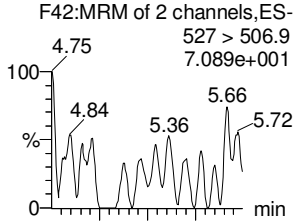

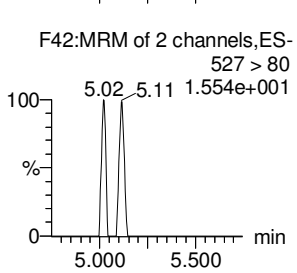

PFNS

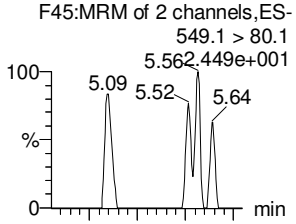

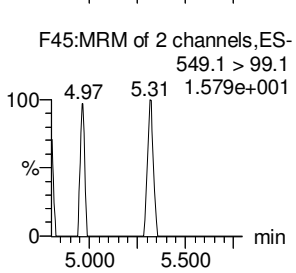

L-MeFOSAA

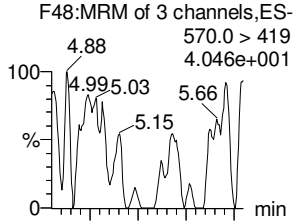

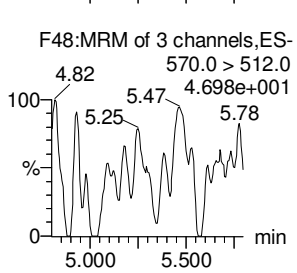

13C8-PFOSA

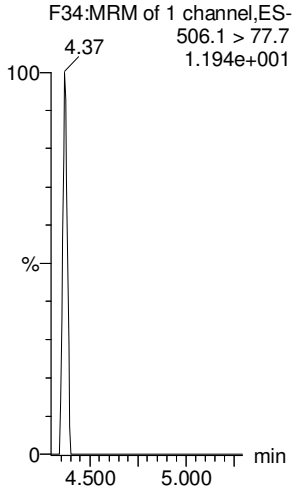

13C8-PFOS

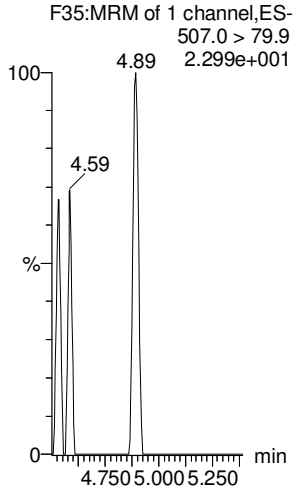

13C2-PFDA

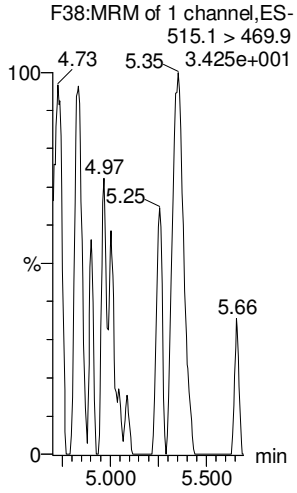

13C2-8:2 FTS

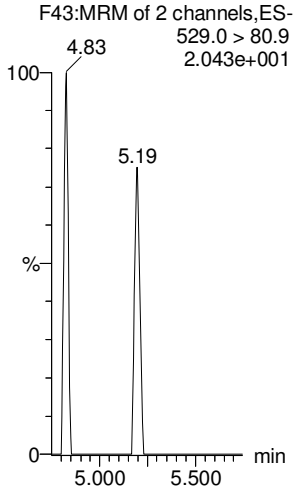

13C8-PFOS

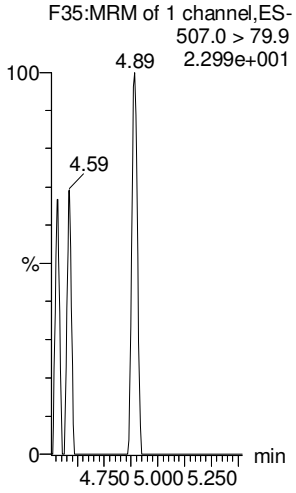

d3-N-MeFOSAA

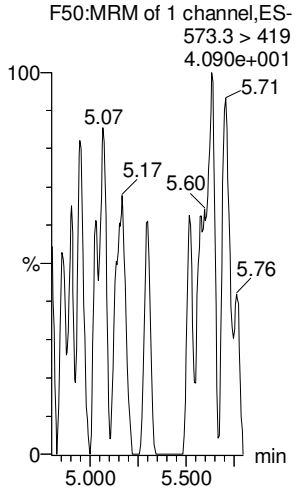

Vista Analytical Laboratory

Dataset: Untitled

Last Altered: Thursday, July 26, 2018 11:08:20 Pacific Daylight Time
Printed: Thursday, July 26, 2018 11:08:28 Pacific Daylight Time

Name: 180725M1_12, Date: 25-Jul-2018, Time: 20:34:21, ID: IPA, Description: IPA

L-EtFOSAA

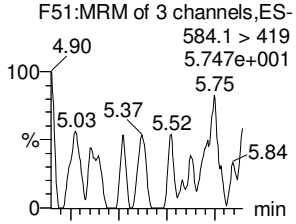

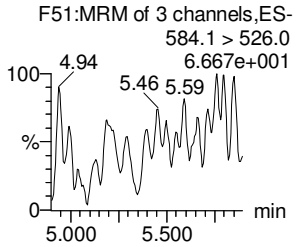

PFDoA

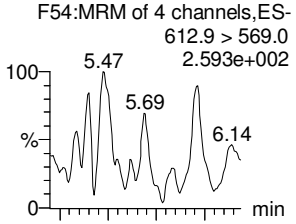

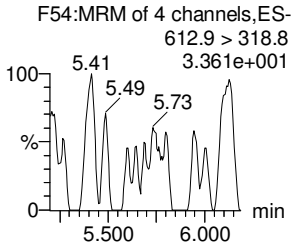

PFDS

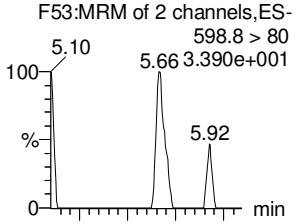

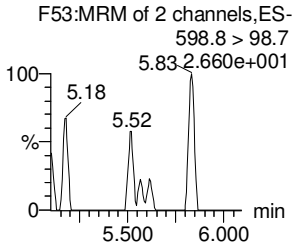

PFUdA

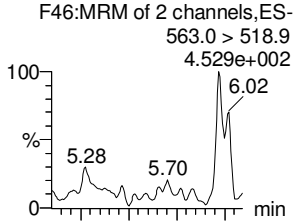

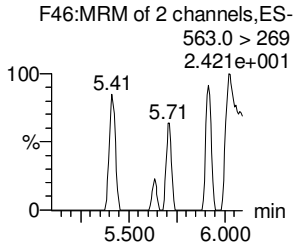

N-MeFOSA

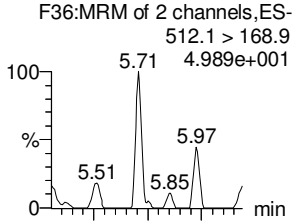

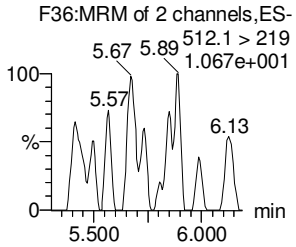

PFTrDA

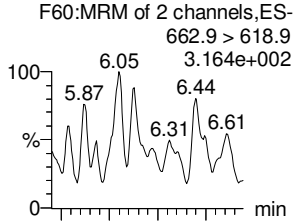

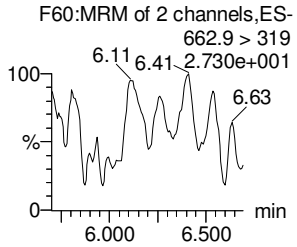

d5-N-EtFOSAA

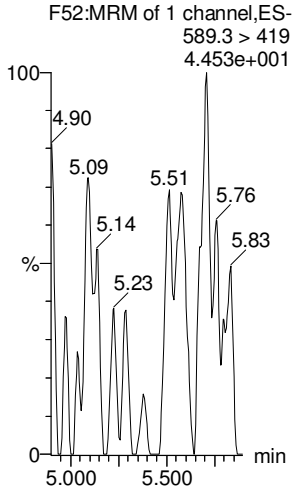

13C2-PFDoA

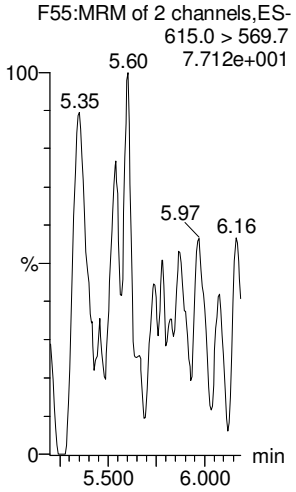

13C2-PFUdA

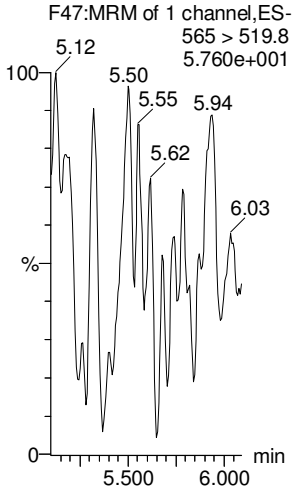

13C2-PFUdA

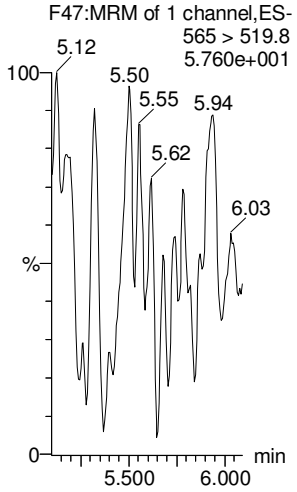

d3-N-MeFOSA

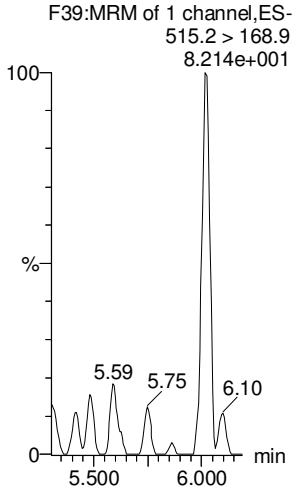

13C2-PFDoA

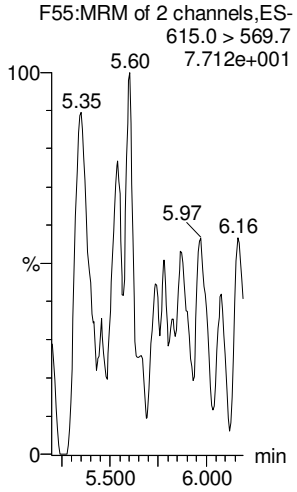

Dataset: Untitled

Last Altered: Thursday, July 26, 2018 11:08:20 Pacific Daylight Time
Printed: Thursday, July 26, 2018 11:08:28 Pacific Daylight Time

Name: 180725M1_12, Date: 25-Jul-2018, Time: 20:34:21, ID: IPA, Description: IPA

PFTeDA

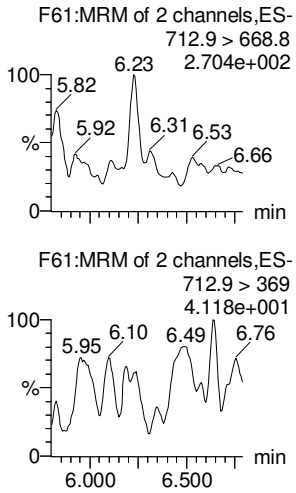

N-EtFOSA

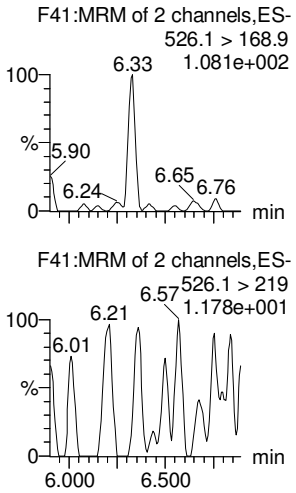

PFHxDA

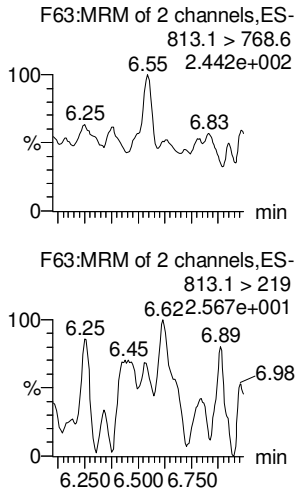

PFODA

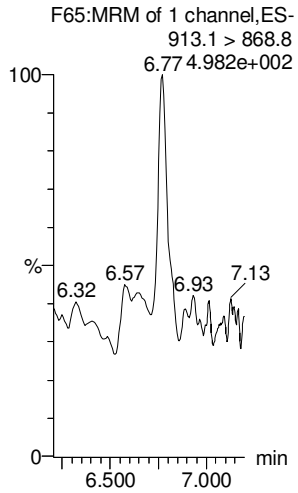

N-MeFOSE

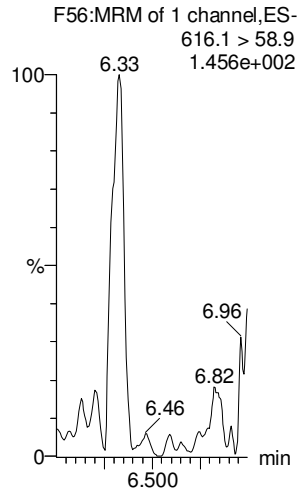

N-EtFOSE

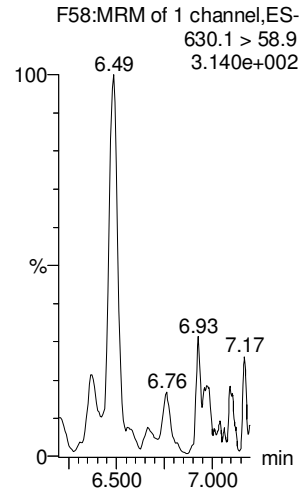

13C2-PFTeDA

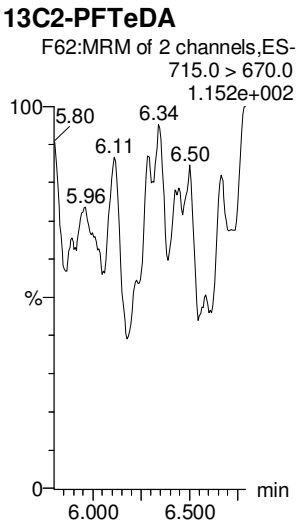

d5-N-ETFOSA

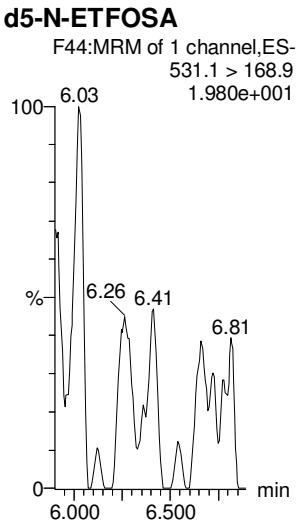

13C2-PFHxDA

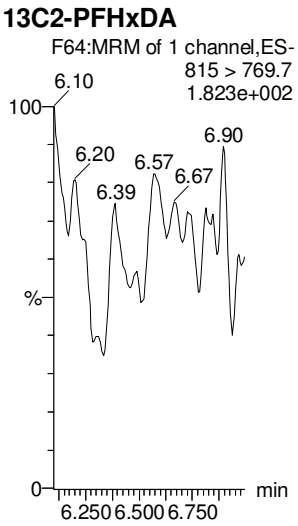

13C2-PFHxDA

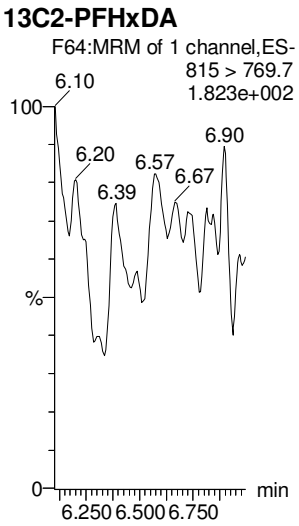

d7-N-MeFOSE

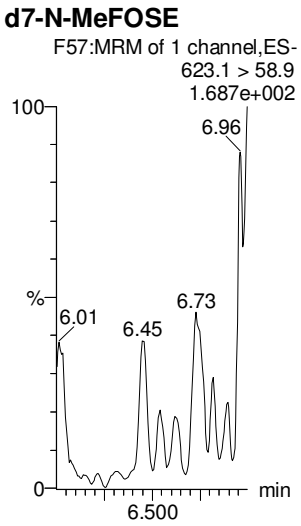

d9-N-EtFOSE

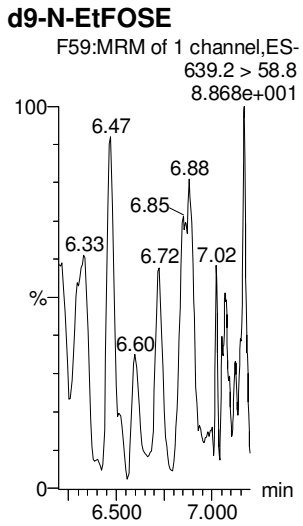

Vista Analytical Laboratory

Dataset: Untitled

Last Altered: Thursday, July 26, 2018 11:08:20 Pacific Daylight Time
Printed: Thursday, July 26, 2018 11:08:28 Pacific Daylight Time

Name: 180725M1_12, Date: 25-Jul-2018, Time: 20:34:21, ID: IPA, Description: IPA

13C4-PFBA

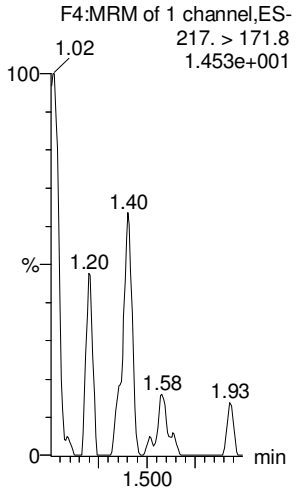

13C5-PFHxA

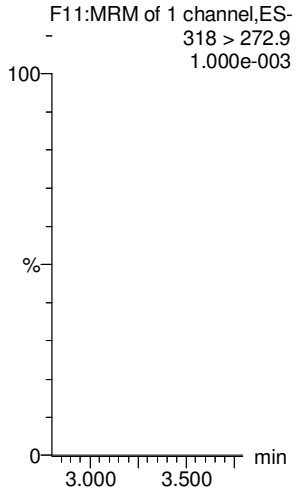

13C3-PFHxS

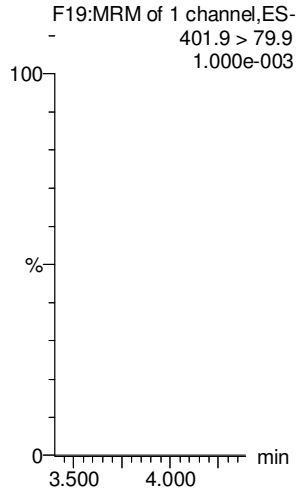

13C8-PFOA

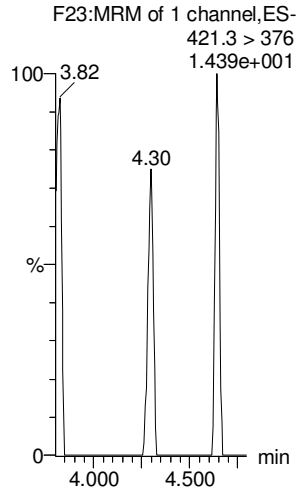

13C9-PFNA

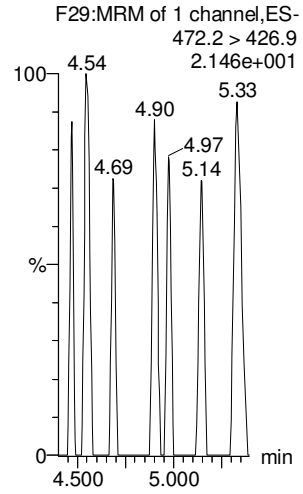

13C4-PFOS

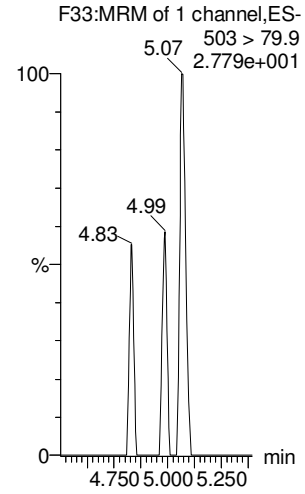

13C6-PFDA

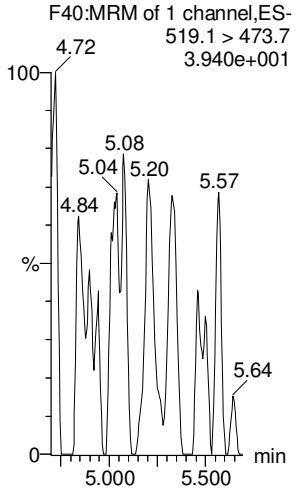

13C7-PFUdA

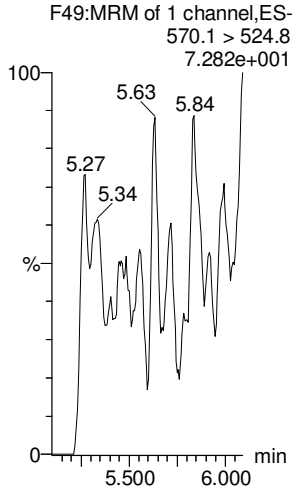

LC Calibration Standards Review Checklist Q4

			ION Ratio	Concentration	C-Cals Name	Sign Date	Correct I-Cal	Manual Integrations	NA
Calibration ID:	ST180725M1-11	L M H	☑	☑	☑	☑	☑	☑	☐
Calibration ID:	-12	L M H	☑	☑	☑	☑	☑	☑	☐
Calibration ID:	-13	L M H	☑	☑	☑	☑	☑	☑	☐
Calibration ID:	-14	L M H	☑	☑	☑	☑	☑	☑	☐
Calibration ID:	-15	L M H	☑	☑	☑	☑	☑	☑	☐
Calibration ID:	-16	L M H	☑	☑	☑	☑	☑	☑	☐
Calibration ID:		L M H	☐	☐	☐	☐	☐	☐	☐
Calibration ID:		L M H	☐	☐	☐	☐	☐	☐	☐
Calibration ID:		L M H	☐	☐	☐	☐	☐	☐	☐
Calibration ID:		L M H	☐	☐	☐	☐	☐	☐	☐

Full Mass Cal. Date: 7/23/18

Run Log Present: ☑

# of Samples per Sequence Checked: ☑

Instrument Blank Saved ☑

IIS Area Saved ☑

Reviewed By: CWH 7/26/18
Initials/Date

Comments:

Dataset: F:\Projects\PFAS.PRO\Results\180725M1\180725M1-27.qld

Last Altered: Thursday, July 26, 2018 11:59:57 Pacific Daylight Time
Printed: Thursday, July 26, 2018 12:01:13 Pacific Daylight Time

Name: 180725M1_27, Date: 25-Jul-2018, Time: 23:11:16, ID: ST180725M1-11 PFC CS3 18G1915, Description: PFC CS3 18G1915

	#	Name	Trace	Area	IS Area	wt/vol	RT	Response	Conc.	%Rec	Recovery ...	Ion Ratio	Ratio Out?
1	1	PFBA	213.0 > 168.8	4427.352	4877.956	1.00	1.37	11.345	10.3	103.3	NO		
2	2	PFPeA	263.1 > 218.9	4941.587	6615.133	1.00	2.35	9.338	9.5	95.0	NO		
3	3	PFBS	299.0 > 79.7	1149.939	765.637	1.00	2.65	18.774	9.5	95.3	NO	2.598	NO
4	4	4:2 FTS	327.2>307.2	999.648	680.182	1.00	3.06	18.371	10.3	102.6	NO	2.140	NO
5	5	PFHxA	313.0 > 269.0	6244.698	1879.058	1.00	3.15	16.617	9.3	92.7	NO	14.828	NO
6	6	PFPeS	349.1>80.1	1061.990	765.637	1.00	3.36	17.338	10.6	106.3	NO	1.903	NO
7	36	13C3-PFBA	216.1 > 171.8	4877.956	5411.917	1.00	1.36	11.267	12.3	98.6	NO		
8	37	13C3-PFPeA	266. > 221.8	6615.133	6408.955	1.00	2.36	12.902	12.9	102.8	NO		
9	38	13C3-PFBS	302. > 98.8	765.637	6408.955	1.00	2.64	1.493	12.7	101.5	NO		
10	39	13C2-4:2 FTS	329.0>80.9	680.182	6408.955	1.00	3.06	1.327	13.0	103.7	NO		
11	40	13C2-PFHxA	315 > 269.8	1879.058	6408.955	1.00	3.15	3.665	4.7	94.8	NO		
12	38	13C3-PFBS	302. > 98.8	765.637	6408.955	1.00	2.64	1.493	12.7	101.5	NO		
13	-1												
14	10	6:2 FTS	427.1 > 407	1072.311	732.772	1.00	4.26	18.292	10.6	106.2	NO	3.579	NO
15	7	PFHpA	363.0 > 318.9	4860.444	5582.165	1.00	3.79	10.884	9.5	95.4	NO	19.647	NO
16	8	L-PFHxS	398.9 > 79.6	911.406	708.246	1.00	3.94	16.086	9.5	95.4	NO	1.740	YES
17	11	L-PFOA	413 > 368.7	5861.170	7505.915	1.00	4.32	9.761	9.5	95.1	NO	4.529	NO
18	13	PFHpS	449 > 80.0	1207.141	1849.470	1.00	4.43	8.159	10.1	100.7	NO	1.605	NO
19	14	PFNA	463.0 > 418.8	6612.097	6996.085	1.00	4.76	11.814	10.0	99.9	NO	5.354	NO
20	43	13C2-6:2 FTS	429.1 > 80.9	732.772	6635.249	1.00	4.26	1.380	13.6	108.6	NO		
21	41	13C4-PFHpA	367.2 > 321.8	5582.165	6408.955	1.00	3.79	10.887	13.0	103.9	NO		
22	42	18O2-PFHxS	403.0 > 102.6	708.246	1431.517	1.00	3.94	6.184	12.4	98.9	NO		
23	44	13C2-PFOA	414.9 > 369.7	7505.915	6635.249	1.00	4.32	14.140	13.7	109.8	NO		
24	47	13C8-PFOS	507.0 > 79.9	1849.470	1654.505	1.00	4.85	13.973	12.9	103.6	NO		
25	45	13C5-PFNA	468.2 > 422.9	6996.085	7381.769	1.00	4.76	11.847	12.3	98.2	NO		
26	-1												
27	15	PFOSA	498.0 > 77.9	2619.172	3396.411	1.00	4.82	9.639	9.4	93.6	NO	32.749	NO
28	16	L-PFOS	499.1 > 79.9	1244.614	1849.470	1.00	4.85	8.412	9.5	94.9	NO	1.840	NO
29	18	PFDA	513 > 468.8	7627.093	7574.645	1.00	5.14	12.587	10.0	100.4	NO	5.628	NO
30	19	8:2 FTS	527 > 506.9	1352.298	772.033	1.00	5.12	21.895	10.4	104.1	NO	2.605	NO
31	20	PFNS	549.1>80.1	1153.843	1849.470	1.00	5.21	7.798	10.1	100.8	NO	1.856	NO
32	21	L-MeFOSAA	570.0 > 419	2805.136	2781.789	1.00	5.29	12.605	11.4	113.8	NO	3.589	NO
33	46	13C8-PFOSA	506.1 > 77.7	3396.411	11183.66E	1.00	4.82	3.796	13.2	105.5	NO		
34	47	13C8-PFOS	507.0 > 79.9	1849.470	1654.505	1.00	4.85	13.973	12.9	103.6	NO		
35	48	13C2-PFDA	515.1 > 469.9	7574.645	8014.597	1.00	5.14	11.814	12.6	100.9	NO		
36	49	13C2-8:2 FTS	529.0 > 80.9	772.033	6408.955	1.00	5.12	1.506	11.4	90.9	NO		

JCW 7/26/18

KBF 7/26/18

Dataset: F:\Projects\PFAS.PRO\Results\180725M1\180725M1-27.qld

Last Altered: Thursday, July 26, 2018 11:59:57 Pacific Daylight Time
Printed: Thursday, July 26, 2018 12:01:13 Pacific Daylight Time

Name: 180725M1_27, Date: 25-Jul-2018, Time: 23:11:16, ID: ST180725M1-11 PFC CS3 18G1915, Description: PFC CS3 18G1915

	#	Name	Trace	Area	IS Area	wt/vol	RT	Response	Conc.	%Rec	Recovery ...	Ion Ratio	Ratio Out?
37	47	13C8-PFOS	507.0 > 79.9	1849.470	1654.505	1.00	4.85	13.973	12.9	103.6	NO		
38	50	d3-N-MeFOSAA	573.3 > 419	2781.789	11183.66E	1.00	5.29	3.109	13.6	108.6	NO		
39	-1												
40	23	L-EtFOSAA	584.1 > 419	2413.960	2810.944	1.00	5.46	10.735	12.3	123.1	NO	1.569	NO
41	27	PFDoA	612.9 > 569.0	10057.689	10908.662	1.00	5.76	11.525	9.7	97.3	NO	9.501	NO
42	26	PFDS	598.8 > 80	1431.032	10667.813	1.00	5.52	1.677	9.6	96.5	NO	1.992	NO
43	25	PFUdA	563.0 > 518.9	8533.430	10667.813	1.00	5.47	9.999	9.9	98.6	NO	12.600	NO
44	28	N-MeFOSA	512.1 > 168.9	3941.258	10911.621	1.00	5.78	54.180	55.0	110.0	NO	1.327	NO
45	29	PFTrDA	662.9 > 618.9	9446.899	10908.662	1.00	6.00	10.825	8.9	88.9	NO	30.475	NO
46	51	d5-N-EtFOSAA	589.3 > 419	2810.944	11183.66E	1.00	5.45	3.142	11.7	93.6	NO		
47	53	13C2-PFDoA	615.0 > 569.7	10908.662	8014.597	1.00	5.76	17.014	13.3	106.1	NO		
48	52	13C2-PFUdA	565 > 519.8	10667.813	11183.66E	1.00	5.47	11.923	12.9	103.3	NO		
49	52	13C2-PFUdA	565 > 519.8	10667.813	11183.66E	1.00	5.47	11.923	12.9	103.3	NO		
50	54	d3-N-MeFOSA	515.2 > 168.9	10911.621	11183.66E	1.00	5.81	12.196	149.0	99.3	NO		
51	53	13C2-PFDoA	615.0 > 569.7	10908.662	8014.597	1.00	5.76	17.014	13.3	106.1	NO		
52	-1												
53	30	PFTeDA	712.9 > 668.8	8560.854	13003.986	1.00	6.22	8.229	10.6	105.9	NO	11.845	NO
54	31	N-EtFOSA	526.1 > 168.9	4233.863	13216.420	1.00	6.18	48.052	53.2	106.4	NO	1.394	NO
55	32	PFHxDA	813.1 > 768.6	4727.246	4124.789	1.00	6.54	5.730	10.3	102.7	NO	42.841	NO
56	33	PFODA	913.1 > 868.8	7915.535	4124.789	1.00	6.77	9.595	10.2	102.0	NO		
57	34	N-MeFOSE	616.1 > 58.9	3343.407	10079.713	1.00	6.33	49.754	50.6	101.3	NO		
58	35	N-EtFOSE	630.1 > 58.9	4033.582	10866.346	1.00	6.48	55.680	49.0	97.9	NO		
59	55	13C2-PFTeDA	715.0 > 670.0	13003.986	11183.66E	1.00	6.22	14.535	12.7	101.4	NO		
60	56	d5-N-ETFOSA	531.1 > 168.9	13216.420	11183.66E	1.00	6.20	14.772	161.2	107.5	NO		
61	57	13C2-PFHxDA	815 > 769.7	4124.789	11183.66E	1.00	6.54	4.610	4.9	98.5	NO		
62	57	13C2-PFHxDA	815 > 769.7	4124.789	11183.66E	1.00	6.54	4.610	4.9	98.5	NO		
63	58	d7-N-MeFOSE	623.1 > 58.9	10079.713	11183.66E	1.00	6.32	11.266	143.1	95.4	NO		
64	59	d9-N-EtFOSE	639.2 > 58.8	10866.346	11183.66E	1.00	6.47	12.145	147.4	98.3	NO		
65	-1												
66	60	13C4-PFBA	217. > 171.8	5411.917	5411.917	1.00	1.37	12.500	12.5	100.0	NO		
67	61	13C5-PFHxA	318 > 272.9	6408.955	6408.955	1.00	3.15	12.500	12.5	100.0	NO		
68	62	13C3-PFHxS	401.9 > 79.9	1431.517	1431.517	1.00	3.94	12.500	12.5	100.0	NO		
69	63	13C8-PFOA	421.3 > 376	6635.249	6635.249	1.00	4.32	12.500	12.5	100.0	NO		
70	64	13C9-PFNA	472.2 > 426.9	7381.769	7381.769	1.00	4.76	12.500	12.5	100.0	NO		
71	65	13C4-PFOS	503 > 79.9	1654.505	1654.505	1.00	4.85	12.500	12.5	100.0	NO		
72	66	13C6-PFDA	519.1 > 473.7	8014.597	8014.597	1.00	5.14	12.500	12.5	100.0	NO		

Dataset: F:\Projects\PFAS.PRO\Results\180725M1\180725M1-27.qld

Last Altered: Thursday, July 26, 2018 11:59:57 Pacific Daylight Time
Printed: Thursday, July 26, 2018 12:01:13 Pacific Daylight Time

Name: 180725M1_27, Date: 25-Jul-2018, Time: 23:11:16, ID: ST180725M1-11 PFC CS3 18G1915, Description: PFC CS3 18G1915

	#	Name	Trace	Area	IS Area	wt/vol	RT	Response	Conc.	%Rec	Recovery ...	Ion Ratio	Ratio Out?
73	67	13C7-PFUdA	570.1 > 524.8	11183.66€	11183.66€	1.00	5.47	12.500	12.5	100.0	NO		

Vista Analytical Laboratory

Dataset: Untitled

Last Altered: Thursday, July 26, 2018 15:31:08 Pacific Daylight Time
Printed: Thursday, July 26, 2018 15:32:05 Pacific Daylight Time

Method: F:\Projects\PFAS.PRO\MethDB\PFAS_FULL_80C_072518.mdb 26 Jul 2018 10:19:21
Calibration: F:\Projects\PFAS.PRO\CurveDB\C18_VAL-PFAS_Q4_07-25-18.cdb 26 Jul 2018 10:45:37

Compound name: PFBA

	#	Name	ID	Acq.Date	Acq.Time
1	1	180725M1_1	IPA	25-Jul-18	18:39:20
2	2	180725M1_2	ST180725M1-1 PFC CS-2 18G1910	25-Jul-18	18:49:48
3	3	180725M1_3	ST180725M1-2 PFC CS-1 18G1911	25-Jul-18	19:00:10
4	4	180725M1_4	ST180725M1-3 PFC CS0 18G1912	25-Jul-18	19:10:41
5	5	180725M1_5	ST180725M1-4 PFC CS1 18G1913	25-Jul-18	19:21:06
6	6	180725M1_6	ST180725M1-5 PFC CS2 18G1914	25-Jul-18	19:31:36
7	7	180725M1_7	ST180725M1-6 PFC CS3 18G1915	25-Jul-18	19:42:01
8	8	180725M1_8	ST180725M1-7 PFC CS4 18G1916	25-Jul-18	19:52:32
9	9	180725M1_9	ST180725M1-8 PFC CS5 18G1917	25-Jul-18	20:02:56
10	10	180725M1_10	ST180725M1-9 PFC CS6 18G1918	25-Jul-18	20:13:26
11	11	180725M1_11	ST180725M1-10 PFC CS7 18G1919	25-Jul-18	20:23:50
12	12	180725M1_12	IPA	25-Jul-18	20:34:21
13	13	180725M1_13	ICV180725M1-1 PFC 537 ICV 18G1920	25-Jul-18	20:44:46
14	14	180725M1_14	IPA	25-Jul-18	20:55:16
15	15	180725M1_15	1801376-01RE1@60X HS-SB-132 (8-9)...	25-Jul-18	21:05:41
16	16	180725M1_16	B8G0154-MS1 Matrix Spike 0.11868	25-Jul-18	21:16:12
17	17	180725M1_17	1801766-01 SB01-20180712 0.2498	25-Jul-18	21:26:42
18	18	180725M1_18	1801766-02 IS720W02S-20180712 0.2...	25-Jul-18	21:37:07
19	19	180725M1_19	1801766-03 EB01-20180712 0.25011	25-Jul-18	21:47:37
20	20	180725M1_20	1801766-04 IS720W06S-20180712 0.2...	25-Jul-18	21:58:02
21	21	180725M1_21	1801766-05 DUP01-20180712 0.24862	25-Jul-18	22:08:32
22	22	180725M1_22	1801766-06 IS720W03S-20180712 0.2...	25-Jul-18	22:18:57
23	23	180725M1_23	1801766-07 I012MW13S-20180712 0.2...	25-Jul-18	22:29:19
24	24	180725M1_24	1801812-01 REEPDW1208 0.12115	25-Jul-18	22:39:50
25	25	180725M1_25	1801812-02 REEPDW1209 0.11614	25-Jul-18	22:50:20
26	26	180725M1_26	1801812-03 REEPDW1210 0.12112	25-Jul-18	23:00:45
27	27	180725M1_27	ST180725M1-11 PFC CS3 18G1915	25-Jul-18	23:11:16
28	28	180725M1_28	IPA	25-Jul-18	23:21:40
29	29	180725M1_29	1801812-04 REEPDW570 0.11904	25-Jul-18	23:32:10
30	30	180725M1_30	1801812-05 REEPDW1211 0.11713	25-Jul-18	23:42:41
31	31	180725M1_31	1801813-01 REEPDW1208FRB 0.12227	25-Jul-18	23:53:05
32	32	180725M1_32	1801813-02 REEPDW1209FRB 0.12257	26-Jul-18	00:03:35

Dataset: Untitled

Last Altered: Thursday, July 26, 2018 15:31:08 Pacific Daylight Time
Printed: Thursday, July 26, 2018 15:32:05 Pacific Daylight Time

Compound name: PFBA

	#	Name	ID	Acq.Date	Acq.Time
33	33	180725M1_33	1801813-03 REEPDW1210FRB 0.11402	26-Jul-18	00:14:00
34	34	180725M1_34	1801813-04 REEPDW1211FRB 0.12107	26-Jul-18	00:24:30
35	35	180725M1_35	1801814-01 H18-00800-001 FTB 0.1123	26-Jul-18	00:34:55
36	36	180725M1_36	1801814-02 H18-00800-002 VNT-1B 0....	26-Jul-18	00:45:26
37	37	180725M1_37	B8G0045-BS1 OPR 1	26-Jul-18	00:55:56
38	38	180725M1_38	B8G0045-BLK1 Method Blank 1	26-Jul-18	01:06:21
39	39	180725M1_39	1801580-01 TA-SB-MW-06 (2-3')-EPA 1...	26-Jul-18	01:16:51
40	40	180725M1_40	1801580-02 TA-SB-MW-06 (2-3')-EPA-...	26-Jul-18	01:27:17
41	41	180725M1_41	1801580-03 TA-SED-T8-3 (0-1')-EPA 1.1	26-Jul-18	01:37:47
42	42	180725M1_42	1801580-04 TA-SED-RC2 (0-1')-EPA 1.05	26-Jul-18	01:48:12
43	43	180725M1_43	1801580-05 TA-SED-BOATRAMP (0-1')...	26-Jul-18	01:58:42
44	44	180725M1_44	1801620-05 SED 2 1.12	26-Jul-18	02:09:07
45	45	180725M1_45	Ⓐ1801620-06 SED 3 1.1	26-Jul-18	02:19:37
46	46	180725M1_46	ST180725M1-12 PFC CS3 18G1915	26-Jul-18	02:30:03
47	47	180725M1_47	IPA	26-Jul-18	02:40:33
48	48	180725M1_48	1801620-07 SED 4 1.03	26-Jul-18	02:50:57
49	49	180725M1_49	1801620-08 SB 3 5-6 ft 1.08	26-Jul-18	03:01:27
50	50	180725M1_50	1801620-09 SB 4 1.03	26-Jul-18	03:11:58
51	51	180725M1_51	1801620-10 SB 6 1.06	26-Jul-18	03:22:22
52	52	180725M1_52	1801655-01 HS-SB-T3-009 (2-3)-EPA 1....	26-Jul-18	03:32:52
53	53	180725M1_53	1801655-02 HS-SB-T3-009 (2-3)-DUP-...	26-Jul-18	03:43:18
54	54	180725M1_54	1801655-03 HS-SB-T5-001-(2-3)-EPA 1...	26-Jul-18	03:53:48
55	55	180725M1_55	B8G0070-BS1 OPR 0.125	26-Jul-18	04:04:13
56	56	180725M1_56	B8G0070-BLK1 Method Blank 0.125	26-Jul-18	04:14:43
57	57	180725M1_57	1801579-01 FM1806280830MK 0.03219	26-Jul-18	04:25:08
58	58	180725M1_58	1801579-03 FM1806280900MK 0.02228	26-Jul-18	04:35:38
59	59	180725M1_59	B8G0067-BS1 OPR 0.125	26-Jul-18	04:46:03
60	60	180725M1_60	B8G0067-BLK1 Method Blank 0.125	26-Jul-18	04:56:33
61	61	180725M1_61	1801592-01 MW-4 0.11427	26-Jul-18	05:06:59
62	62	180725M1_62	ST180725M1-13 PFC CS3 18G1915	26-Jul-18	05:17:29
63	63	180725M1_63	IPA	26-Jul-18	05:27:54
64	64	180725M1_64	1801592-02 MW-7 0.11102	26-Jul-18	05:38:24
65	65	180725M1_65	1801592-03 Leavitt Well 0.11711	26-Jul-18	05:48:49
66	66	180725M1_66	1801592-04 Fachon Well 0.11339	26-Jul-18	05:59:20
67	67	180725M1_67	1801592-05 Donohoe Well 0.11675	26-Jul-18	06:09:44
68	68	180725M1_68	1801592-06 Epping WP 0.11663	26-Jul-18	06:20:15

Ⓐ Invalid over 10 inj. samples
CAH 7/26/18

Dataset: Untitled

Last Altered: Thursday, July 26, 2018 15:31:08 Pacific Daylight Time
Printed: Thursday, July 26, 2018 15:32:05 Pacific Daylight Time

Compound name: PFBA

	#	Name	ID	Acq.Date	Acq.Time
69	69	180725M1_69	1801592-07 Erias Well 0.11611	26-Jul-18	06:30:40
70	70	180725M1_70	1801592-08 MW-1 0.11258	26-Jul-18	06:41:10
71	71	180725M1_71	1801592-09 MW-2 0.11529	26-Jul-18	06:51:35
72	72	180725M1_72	1801592-10 MW-3 0.11561	26-Jul-18	07:02:05
73	73	180725M1_73	1801592-11 MW-6 0.11306	26-Jul-18	07:12:35
74	74	180725M1_74	ST180725M1-14 PFC CS3 18G1915	26-Jul-18	07:23:00
75	75	180725M1_75	IPA	26-Jul-18	07:33:30
76	76	180725M1_76	1801592-12 SW-3 0.11176	26-Jul-18	07:43:56
77	77	180725M1_77	1801592-13 SW-4 0.11363	26-Jul-18	07:54:26
78	78	180725M1_78	1801592-14 SW-6 0.09384	26-Jul-18	08:04:51
79	79	180725M1_79	1801592-15 Culvert Inlet 0.12057	26-Jul-18	08:15:21
80	80	180725M1_80	B8G0084-BS1 OPR 0.125	26-Jul-18	08:25:46
81	81	180725M1_81	B8G0084-BLK1 Method Blank 0.125	26-Jul-18	08:36:17
82	82	180725M1_82	1801550-01 DWLM-18 0.11763	26-Jul-18	08:46:42
83	83	180725M1_83	1801550-02 DWLM-20 0.11876	26-Jul-18	08:57:12
84	84	180725M1_84	1801550-03 DWLM-23 0.12035	26-Jul-18	09:07:37
85	85	180725M1_85	1801550-04 DWLM-24 0.11783	26-Jul-18	09:18:07
86	86	180725M1_86	1801550-05 DWLM-45 0.11476	26-Jul-18	09:28:32
87	87	180725M1_87	1801550-06 DWLM-Dup 0.12253	26-Jul-18	09:39:03
88	88	180725M1_88	1801550-07 Field Blank 0.12298	26-Jul-18	09:49:28
89	89	180725M1_89	ST180725M1-14 PFC CS3 18G1915	26-Jul-18	09:59:58
90	90	180725M1_90	IPA	26-Jul-18	10:10:29
91	91	180725M1_91	B8G0066-BS1 OPR 0.25	26-Jul-18	10:20:53
92	92	180725M1_92	B8G0066-BLK1 Method Blank 0.25	26-Jul-18	10:31:23
93	93	180725M1_93	1801571-01 MW-5 0.25661	26-Jul-18	10:41:54
94	94	180725M1_94	1801571-02 MW-6 0.26253	26-Jul-18	10:52:18
95	95	180725M1_95	1801571-03 MW-7 0.25018	26-Jul-18	11:02:49
96	96	180725M1_96	1801571-04 MW-3 0.25587	26-Jul-18	11:13:13
97	97	180725M1_97	1801571-05 DUP-1 0.26079	26-Jul-18	11:23:44
98	98	180725M1_98	1801571-06 EQ BLANK 0.25058	26-Jul-18	11:34:08
99	99	180725M1_99	1801571-07 FB-1 0.25882	26-Jul-18	11:44:38
100	1...	180725M1_100	1801571-08 MW-4 0.26111	26-Jul-18	11:55:04
101	1...	180725M1_101	1801571-09 SW MATES 0.25442	26-Jul-18	12:05:34
102	1...	180725M1_102	1801579-02 SW1806280835MK 0.25867	26-Jul-18	12:15:59
103	1...	180725M1_103	1801579-04 SW1806280905MK 0.25792	26-Jul-18	12:26:30
104	1...	180725M1_104	ST180725M1-15 PFC CS3 18G1915	26-Jul-18	12:36:54

Vista Analytical Laboratory

Dataset: Untitled

Last Altered: Thursday, July 26, 2018 15:31:08 Pacific Daylight Time
Printed: Thursday, July 26, 2018 15:32:05 Pacific Daylight Time

Compound name: PFBA

	#	Name	ID	Acq.Date	Acq.Time
105	1...	180725M1_105	IPA	26-Jul-18	12:47:24
106	1...	180725M1_106	B8G0145-BS1 OPR 1	26-Jul-18	12:57:50
107	1...	180725M1_107	B8G0145-BLK1 Method Blank 1	26-Jul-18	13:08:20
108	1...	180725M1_108	1801706-06 1807360-06A 1.15	26-Jul-18	13:18:51
109	1...	180725M1_109	1801721-01 HS-SB-T5 (4-5) 1.13	26-Jul-18	13:29:16
110	1...	180725M1_110	1801809-01 90617 1.14	26-Jul-18	13:39:46
111	1...	180725M1_111	1801809-02 90618 1.09	26-Jul-18	13:50:11
112	1...	180725M1_112	ST180725M1-16 PFC CS3 18G1915	26-Jul-18	14:00:42

Vista Analytical Laboratory

Dataset: F:\Projects\PFAS.PRO\Results\180725M1\180725M1-27.qld

Last Altered: Thursday, July 26, 2018 11:59:57 Pacific Daylight Time
Printed: Thursday, July 26, 2018 12:01:13 Pacific Daylight Time

Method: F:\Projects\PFAS.PRO\MethDB\PFAS_FULL_80C_072518.mdb 26 Jul 2018 10:19:21
Calibration: F:\Projects\PFAS.PRO\CurveDB\C18_VAL-PFAS_Q4_07-25-18.cdb 26 Jul 2018 10:45:37

Name: 180725M1_27, Date: 25-Jul-2018, Time: 23:11:16, ID: ST180725M1-11 PFC CS3 18G1915, Description: PFC CS3 18G1915

PFBA
F2:MRM of 1 channel,ES-
213.0 > 168.8
4.852e+004

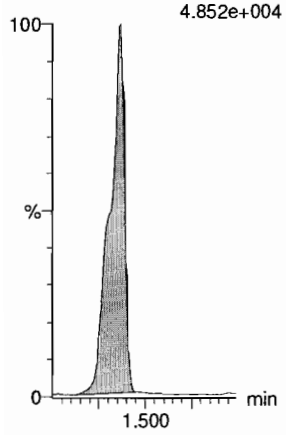

PFPeA
F5:MRM of 1 channel,ES-
263.1 > 218.9
1.324e+005

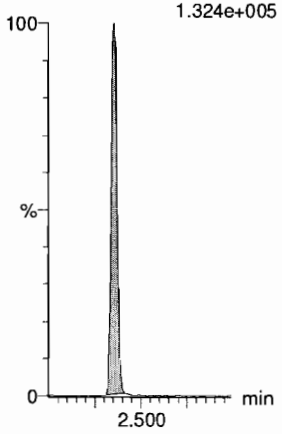

PFBS
F7:MRM of 2 channels,ES-
299.0 > 79.7
3.415e+004

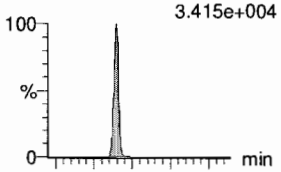

F7:MRM of 2 channels,ES-
299.0 > 99.0
1.306e+004

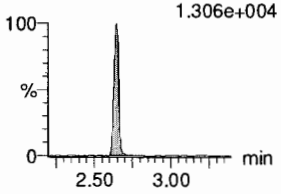

4:2 FTS
F12:MRM of 2 channels,ES-
327.2 > 307.2
2.687e+004

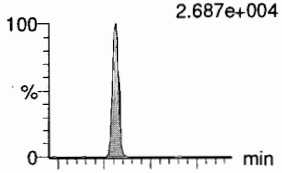

F12:MRM of 2 channels,ES-
327.2 > 81.1
1.308e+004

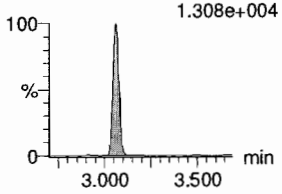

PFHxA
F9:MRM of 2 channels,ES-
313.0 > 269.0
1.612e+005

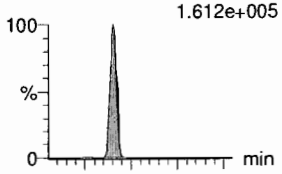

F9:MRM of 2 channels,ES-
313.0 > 118.9
1.094e+004

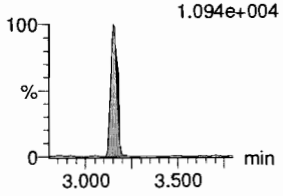

PFPeS
F15:MRM of 2 channels,ES-
349.1 > 80.1
2.824e+004

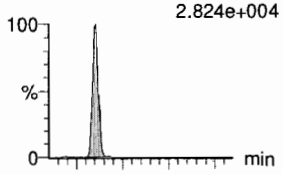

F15:MRM of 2 channels,ES-
349.1 > 99
1.497e+004

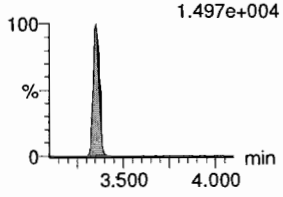

13C3-PFBA
F3:MRM of 1 channel,ES-
216.1 > 171.8
5.348e+004

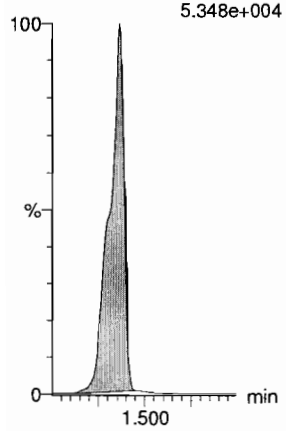

13C3-PFPeA
F6:MRM of 1 channel,ES-
266. > 221.8
1.831e+005

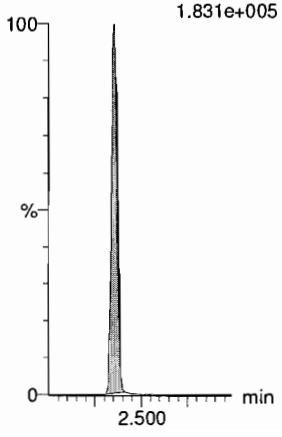

13C3-PFBS
F8:MRM of 1 channel,ES-
302. > 98.8
2.220e+004

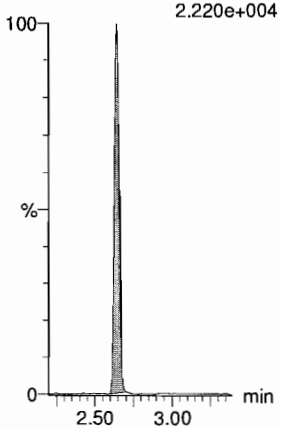

13C2-4:2 FTS
F13:MRM of 2 channels,ES-
329.0 > 80.9
1.892e+004

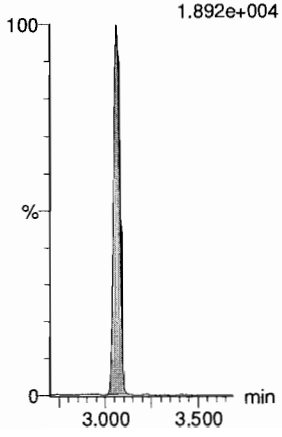

13C2-PFHxA
F10:MRM of 1 channel,ES-
315 > 269.8
4.916e+004

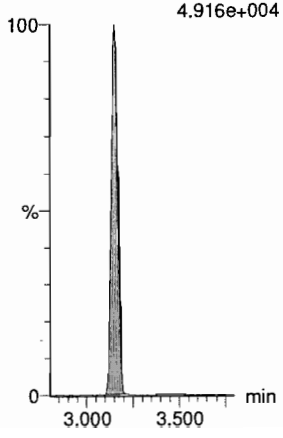

13C3-PFBS
F8:MRM of 1 channel,ES-
302. > 98.8
2.220e+004

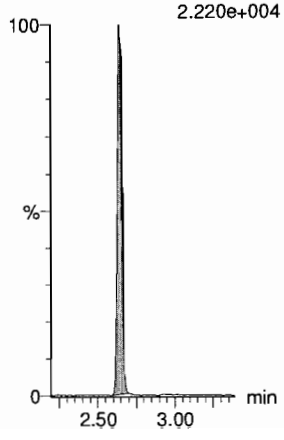

Dataset: F:\Projects\PFAS.PRO\Results\180725M1\180725M1-27.qld

Last Altered: Thursday, July 26, 2018 11:59:57 Pacific Daylight Time
Printed: Thursday, July 26, 2018 12:01:13 Pacific Daylight Time

Name: 180725M1_27, Date: 25-Jul-2018, Time: 23:11:16, ID: ST180725M1-11 PFC CS3 18G1915, Description: PFC CS3 18G1915

6:2 FTS

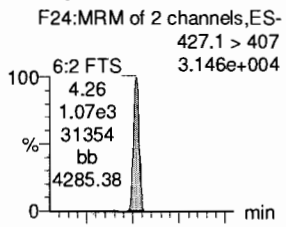

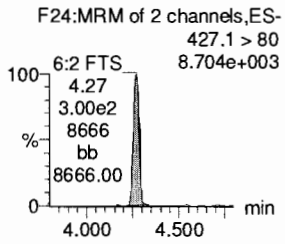

PFHpA

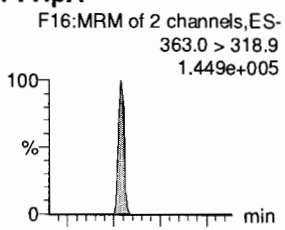

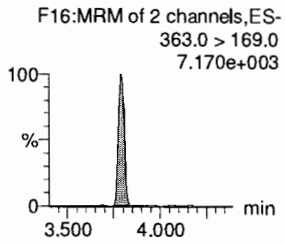

L-PFHxS

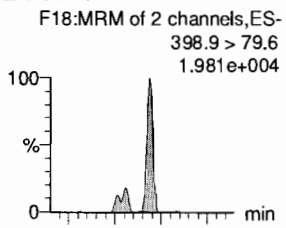

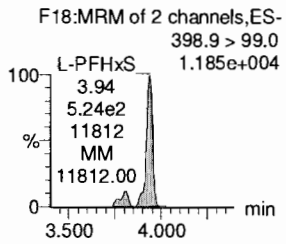

L-PFOA

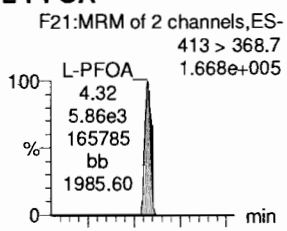

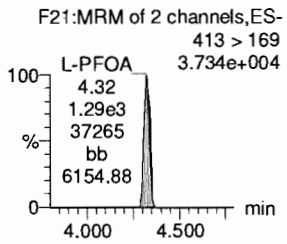

PFHpS

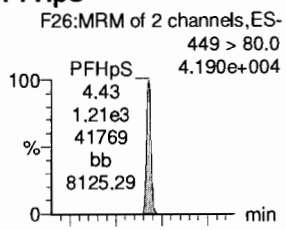

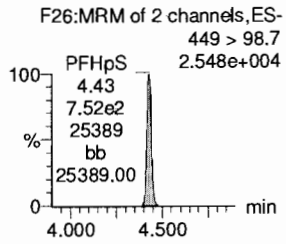

PFNA

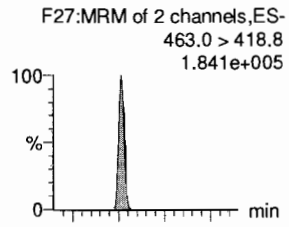

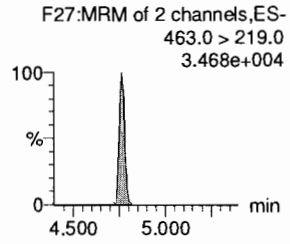

13C2-6:2 FTS

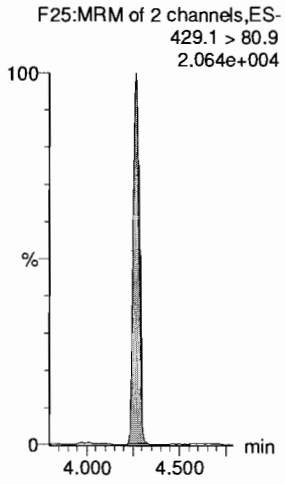

13C4-PFHpA

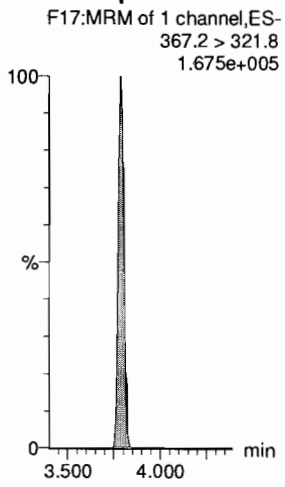

18O2-PFHxS

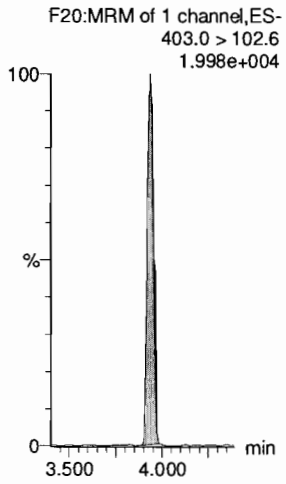

13C2-PFOA

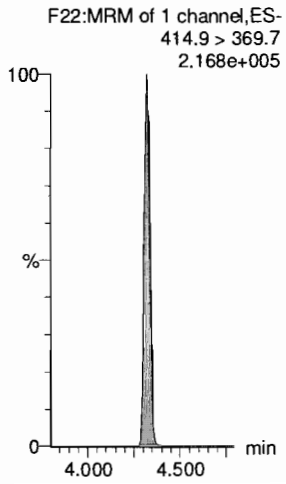

13C8-PFOS

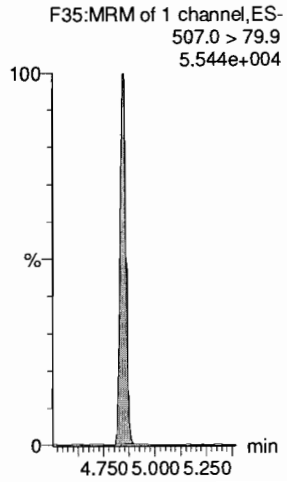

13C5-PFNA

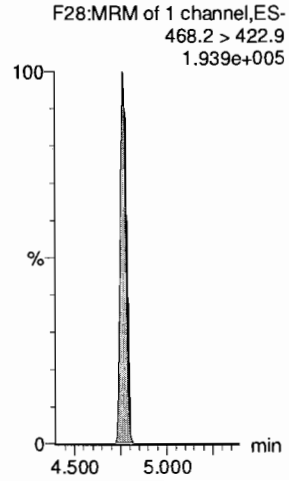

Dataset: F:\Projects\PFAS.PRO\Results\180725M1\180725M1-27.qld

Last Altered: Thursday, July 26, 2018 11:59:57 Pacific Daylight Time
Printed: Thursday, July 26, 2018 12:01:13 Pacific Daylight Time

Name: 180725M1_27, Date: 25-Jul-2018, Time: 23:11:16, ID: ST180725M1-11 PFC CS3 18G1915, Description: PFC CS3 18G1915

PFOSA

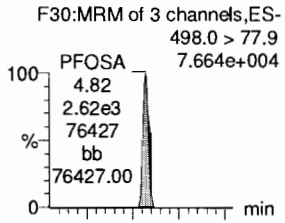

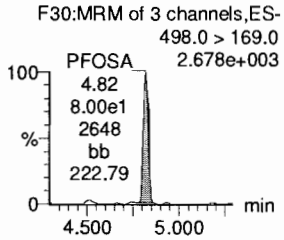

L-PFOS

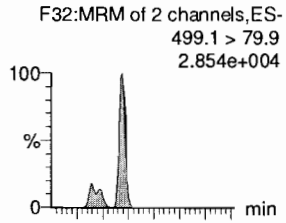

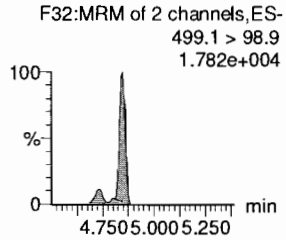

PFDA

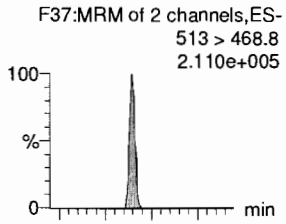

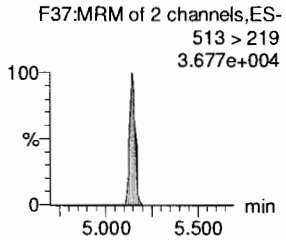

8:2 FTS

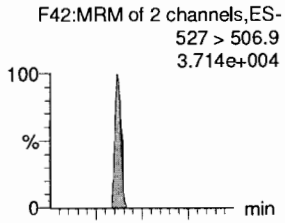

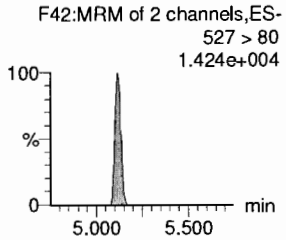

PFNS

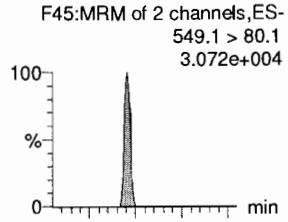

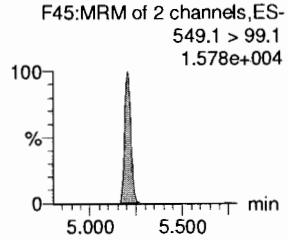

L-MeFOSAA

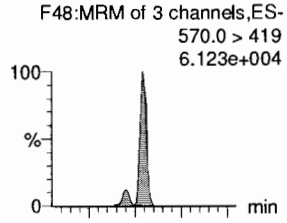

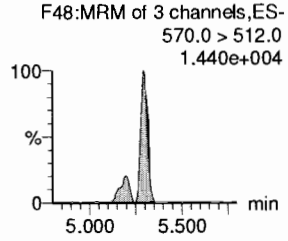

13C8-PFOSA

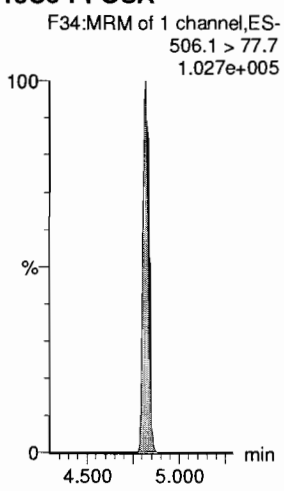

13C8-PFOS

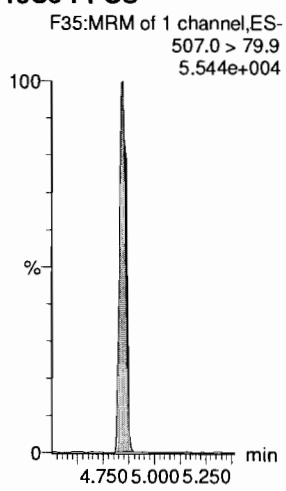

13C2-PFDA

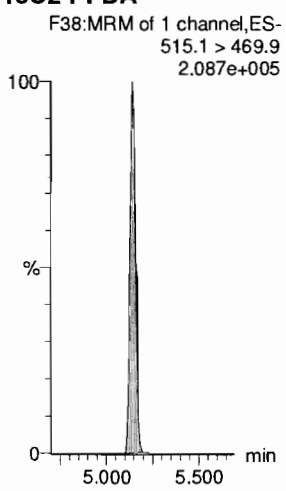

13C2-8:2 FTS

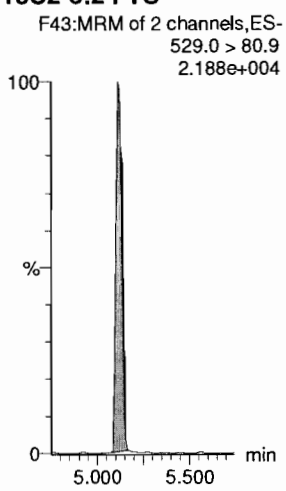

13C8-PFOS

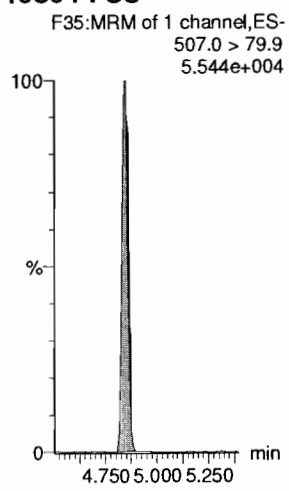

d3-N-MeFOSAA

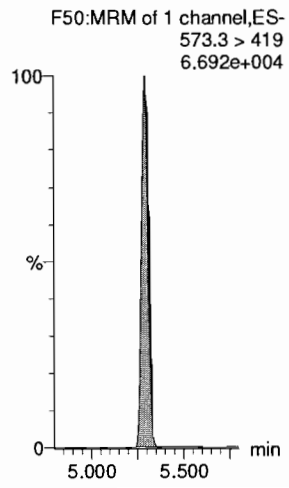

Dataset: F:\Projects\PFAS.PRO\Results\180725M1\180725M1-27.qld

Last Altered: Thursday, July 26, 2018 11:59:57 Pacific Daylight Time
Printed: Thursday, July 26, 2018 12:01:13 Pacific Daylight Time

Name: 180725M1_27, Date: 25-Jul-2018, Time: 23:11:16, ID: ST180725M1-11 PFC CS3 18G1915, Description: PFC CS3 18G1915

L-EtFOSAA

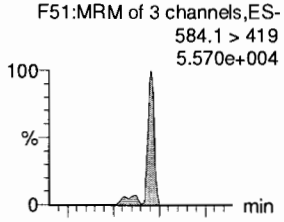

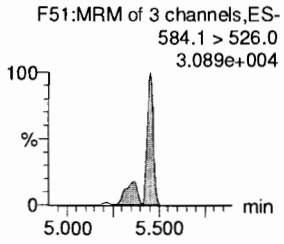

PFDoA

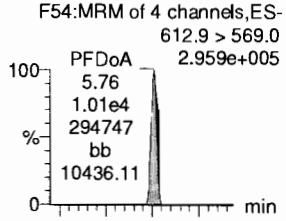

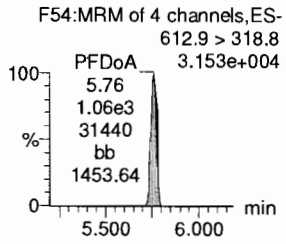

PFDS

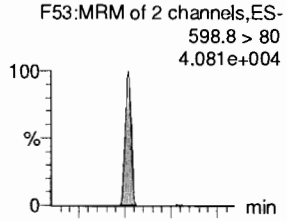

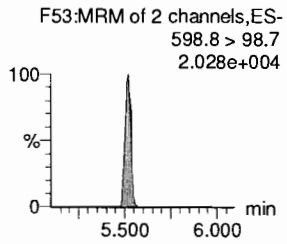

PFUdA

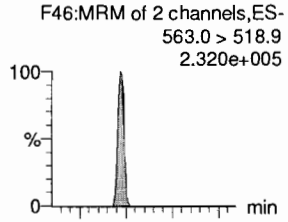

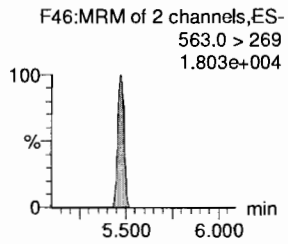

N-MeFOSA

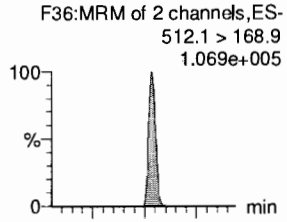

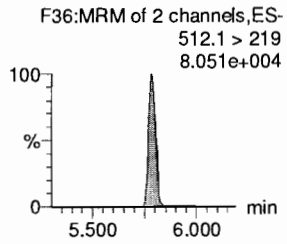

PFTrDA

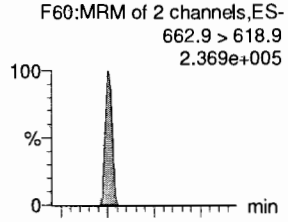

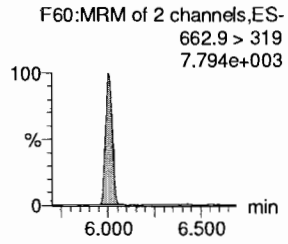

d5-N-EtFOSAA



13C2-PFDoA

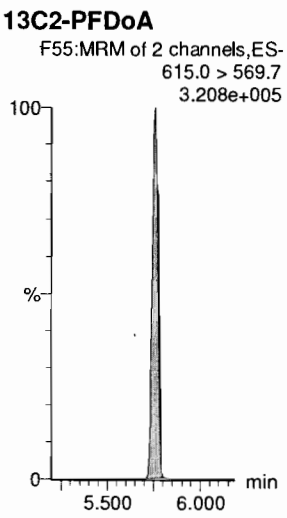

13C2-PFUdA

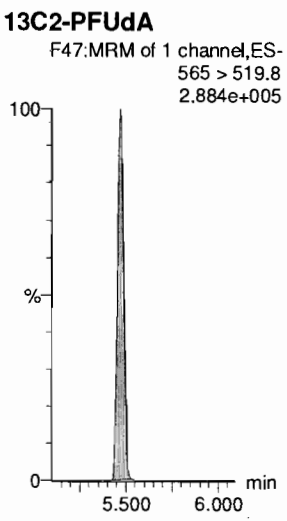

13C2-PFUdA

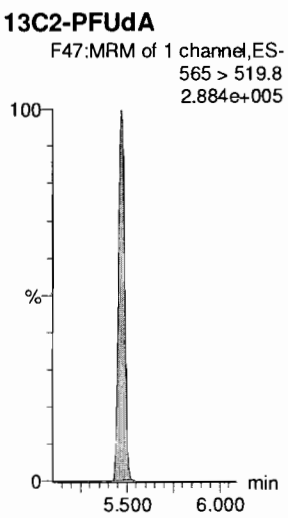

d3-N-MeFOSA

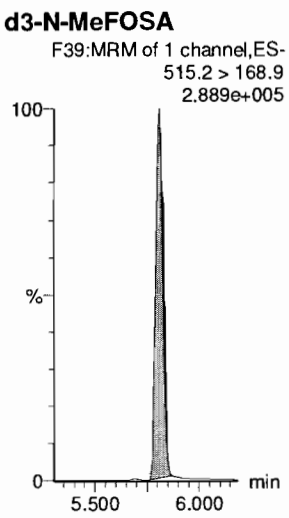

13C2-PFDoA

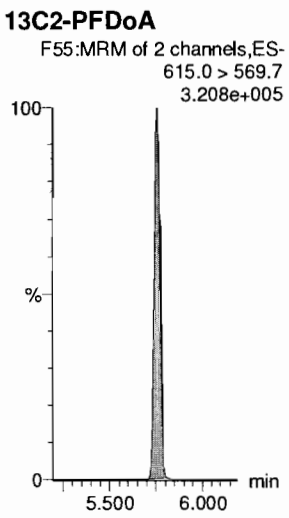

Dataset: F:\Projects\PFAS.PRO\Results\180725M1\180725M1-27.qld

Last Altered: Thursday, July 26, 2018 11:59:57 Pacific Daylight Time
Printed: Thursday, July 26, 2018 12:01:13 Pacific Daylight Time

Name: 180725M1_27, Date: 25-Jul-2018, Time: 23:11:16, ID: ST180725M1-11 PFC CS3 18G1915, Description: PFC CS3 18G1915

PFTeDA

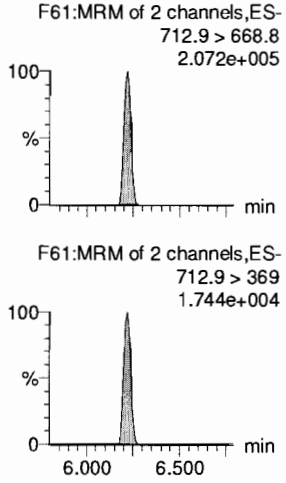

N-EtFOSA

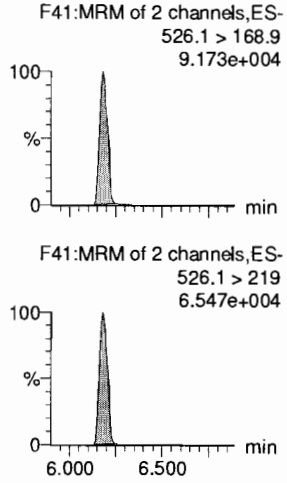

PFHxDA

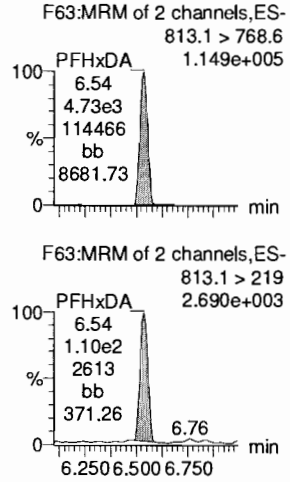

PFODA

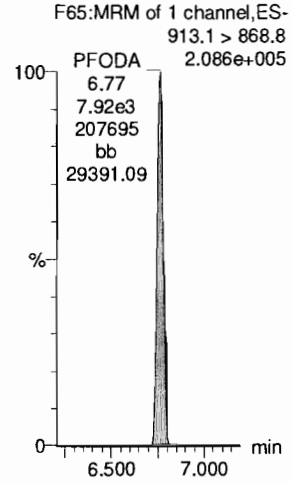

N-MeFOSE

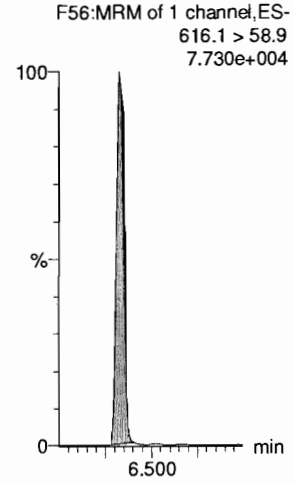

N-EtFOSE

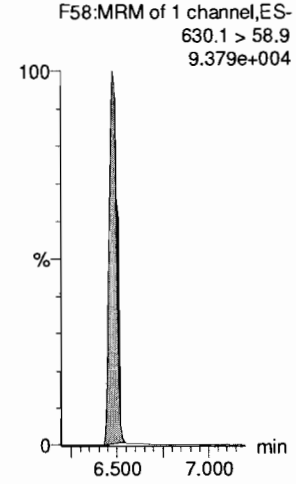

13C2-PFTeDA

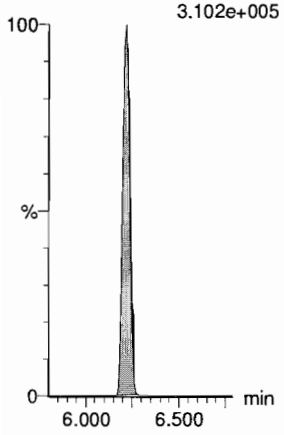

d5-N-ETFOSA

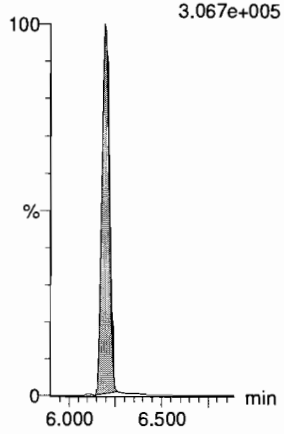

13C2-PFHxDA

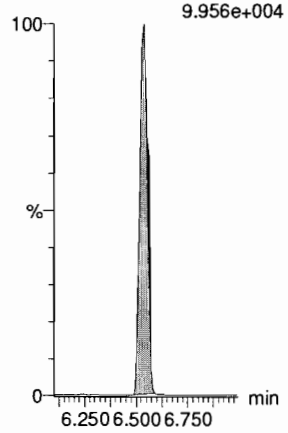

13C2-PFHxDA

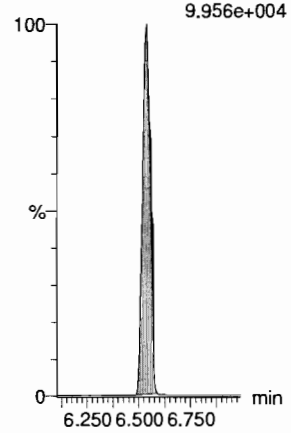

d7-N-MeFOSE

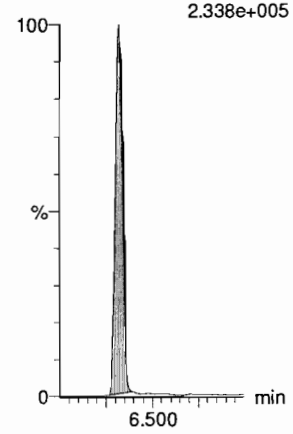

d9-N-EtFOSE

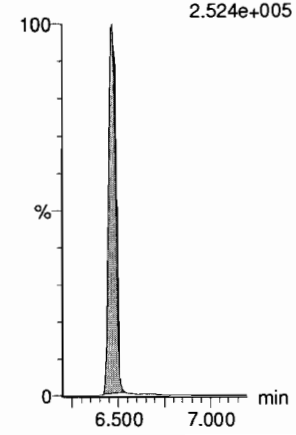

Dataset: F:\Projects\PFAS.PRO\Results\180725M1\180725M1-27.qld

Last Altered: Thursday, July 26, 2018 11:59:57 Pacific Daylight Time
Printed: Thursday, July 26, 2018 12:01:13 Pacific Daylight Time

Name: 180725M1_27, Date: 25-Jul-2018, Time: 23:11:16, ID: ST180725M1-11 PFC CS3 18G1915, Description: PFC CS3 18G1915

13C4-PFBA

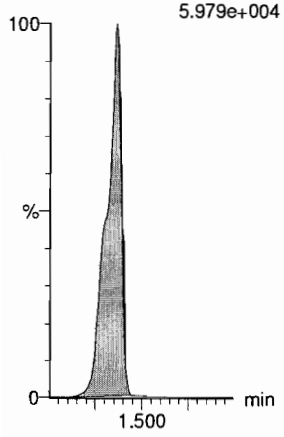

13C5-PFHxA

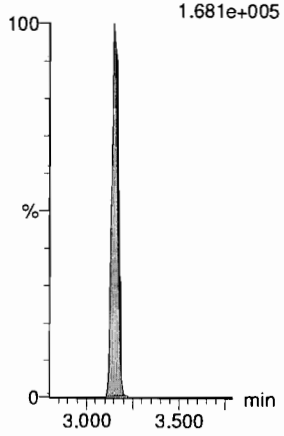

13C3-PFHxS

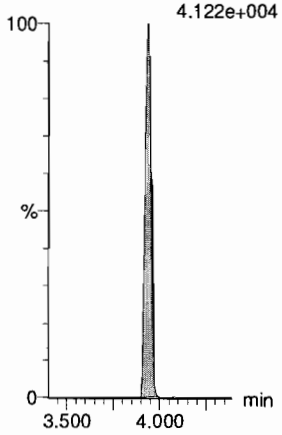

13C8-PFOA

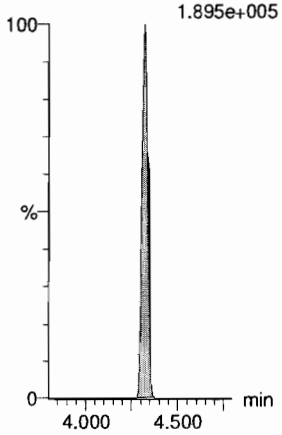

13C9-PFNA

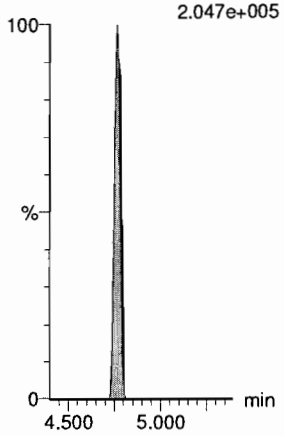

13C4-PFOS

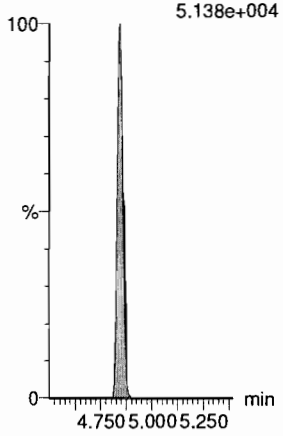

13C6-PFDA

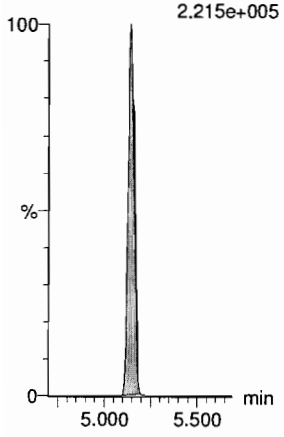

13C7-PFUdA

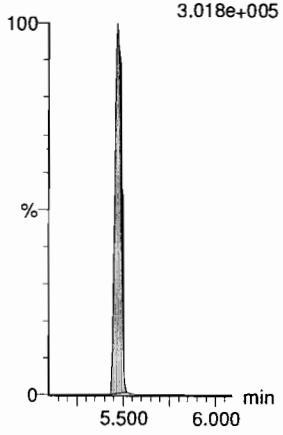

Vista Analytical Laboratory

Dataset: Untitled

Last Altered: Friday, August 17, 2018 15:02:35 Pacific Daylight Time
Printed: Friday, August 17, 2018 15:03:54 Pacific Daylight Time

Method: F:\Projects\PFAS.PRO\MethDB\PFAS_RS-8-15-18.mdb 16 Aug 2018 12:25:46
Calibration: 17 Aug 2018 15:02:35

Name: 180816M1_7, Date: 16-Aug-2018, Time: 19:12:54, ID: ST180816M1-6 PFC CS3 18H0906, Description: PFC CS3 18H0906

	# Name	ID	Area	%Rec	Area Out
1	1 13C4-PFBA	ST180816M1-6 PFC CS3 18H0906	2.03e3	100.0	NO
2	2 13C5-PFHxA	ST180816M1-6 PFC CS3 18H0906	3.78e3	100.0	NO
3	3 13C3-PFHxS	ST180816M1-6 PFC CS3 18H0906	4.72e2	100.0	NO
4	4 13C8-PFOA	ST180816M1-6 PFC CS3 18H0906	4.21e3	100.0	NO
5	5 13C9-PFNA	ST180816M1-6 PFC CS3 18H0906	3.73e3	100.0	NO
6	6 13C4-PFOS	ST180816M1-6 PFC CS3 18H0906	5.59e2	100.0	NO
7	7 13C6-PFDA	ST180816M1-6 PFC CS3 18H0906	3.87e3	100.0	NO
8	8 13C7-PFUdA	ST180816M1-6 PFC CS3 18H0906	4.32e3	100.0	NO

Name: 180816M1_8, Date: 16-Aug-2018, Time: 19:23:41, ID: ST180816M1-7 PFC CS4 18H0907, Description: PFC CS4 18H0907

	# Name	ID	Area	%Rec	Area Out
1	1 13C4-PFBA	ST180816M1-7 PFC CS4 18H0907	2.41e3	118.9	NO
2	2 13C5-PFHxA	ST180816M1-7 PFC CS4 18H0907	4.56e3	120.7	NO
3	3 13C3-PFHxS	ST180816M1-7 PFC CS4 18H0907	5.88e2	124.6	NO
4	4 13C8-PFOA	ST180816M1-7 PFC CS4 18H0907	4.99e3	118.6	NO
5	5 13C9-PFNA	ST180816M1-7 PFC CS4 18H0907	4.75e3	127.4	NO
6	6 13C4-PFOS	ST180816M1-7 PFC CS4 18H0907	6.48e2	115.8	NO
7	7 13C6-PFDA	ST180816M1-7 PFC CS4 18H0907	4.47e3	115.5	NO
8	8 13C7-PFUdA	ST180816M1-7 PFC CS4 18H0907	4.71e3	109.0	NO

Name: 180816M1_9, Date: 16-Aug-2018, Time: 19:34:27, ID: ST180816M1-8 PFC CS5 18H0908, Description: PFC CS5 18H0908

	# Name	ID	Area	%Rec	Area Out
1	1 13C4-PFBA	ST180816M1-8 PFC CS5 18H0908	1.14e3	56.1	NO
2	2 13C5-PFHxA	ST180816M1-8 PFC CS5 18H0908	2.10e3	55.6	NO
3	3 13C3-PFHxS	ST180816M1-8 PFC CS5 18H0908	2.48e2	52.5	NO
4	4 13C8-PFOA	ST180816M1-8 PFC CS5 18H0908	2.32e3	55.3	NO
5	5 13C9-PFNA	ST180816M1-8 PFC CS5 18H0908	2.15e3	57.6	NO
6	6 13C4-PFOS	ST180816M1-8 PFC CS5 18H0908	2.88e2	51.5	NO
7	7 13C6-PFDA	ST180816M1-8 PFC CS5 18H0908	1.98e3	51.3	NO
8	8 13C7-PFUdA	ST180816M1-8 PFC CS5 18H0908	2.37e3	54.9	NO

Name: 180816M1_10, Date: 16-Aug-2018, Time: 19:45:08, ID: ST180816M1-9 PFC CS6 18H0909, Description: PFC CS6 18H0909

	# Name	ID	Area	%Rec	Area Out
1	1 13C4-PFBA	ST180816M1-9 PFC CS6 18H0909	9.75e2	48.1	YES
2	2 13C5-PFHxA	ST180816M1-9 PFC CS6 18H0909	1.76e3	46.7	YES
3	3 13C3-PFHxS	ST180816M1-9 PFC CS6 18H0909	2.04e2	43.3	YES
4	4 13C8-PFOA	ST180816M1-9 PFC CS6 18H0909	2.03e3	48.2	YES
5	5 13C9-PFNA	ST180816M1-9 PFC CS6 18H0909	1.83e3	49.1	YES
6	6 13C4-PFOS	ST180816M1-9 PFC CS6 18H0909	1.99e2	35.6	YES
7	7 13C6-PFDA	ST180816M1-9 PFC CS6 18H0909	1.68e3	43.5	YES
8	8 13C7-PFUdA	ST180816M1-9 PFC CS6 18H0909	2.06e3	47.7	YES

Dataset: Untitled

Last Altered: Friday, August 17, 2018 15:02:35 Pacific Daylight Time
Printed: Friday, August 17, 2018 15:03:54 Pacific Daylight Time

Name: 180816M1_11, Date: 16-Aug-2018, Time: 19:55:55, ID: ST180816M1-10 PFC CS7 18H0910, Description: PFC CS7 18H0910

	#	Name	ID	Area	%Rec	Area Out
1	1	13C4-PFBA	ST180816M1-10 PFC CS7 18H0910	1.58e3	78.1	NO
2	2	13C5-PFHxA	ST180816M1-10 PFC CS7 18H0910	2.87e3	76.0	NO
3	3	13C3-PFHxS	ST180816M1-10 PFC CS7 18H0910	3.59e2	76.0	NO
4	4	13C8-PFOA	ST180816M1-10 PFC CS7 18H0910	3.13e3	74.4	NO
5	5	13C9-PFNA	ST180816M1-10 PFC CS7 18H0910	2.92e3	78.2	NO
6	6	13C4-PFOS	ST180816M1-10 PFC CS7 18H0910	4.04e2	72.2	NO
7	7	13C6-PFDA	ST180816M1-10 PFC CS7 18H0910	2.85e3	73.6	NO
8	8	13C7-PFUdA	ST180816M1-10 PFC CS7 18H0910	3.14e3	72.7	NO

Name: 180816M1_12, Date: 16-Aug-2018, Time: 20:06:41, ID: IPA, Description: IPA

	#	Name	ID	Area	%Rec	Area Out
1	1	13C4-PFBA	IPA			NO
2	2	13C5-PFHxA	IPA			NO
3	3	13C3-PFHxS	IPA			NO
4	4	13C8-PFOA	IPA			NO
5	5	13C9-PFNA	IPA			NO
6	6	13C4-PFOS	IPA			NO
7	7	13C6-PFDA	IPA			NO
8	8	13C7-PFUdA	IPA			NO

Name: 180816M1_13, Date: 16-Aug-2018, Time: 20:17:44, ID: ICV180816M1-1 PFC 537 ICV 18G3017, Description: PFC 537 ICV 18G3017

	#	Name	ID	Area	%Rec	Area Out
1	1	13C4-PFBA	ICV180816M1-1 PFC 537 ICV 18G3017	1.55e3	76.2	NO
2	2	13C5-PFHxA	ICV180816M1-1 PFC 537 ICV 18G3017	2.77e3	73.4	NO
3	3	13C3-PFHxS	ICV180816M1-1 PFC 537 ICV 18G3017	3.65e2	77.4	NO
4	4	13C8-PFOA	ICV180816M1-1 PFC 537 ICV 18G3017	3.17e3	75.5	NO
5	5	13C9-PFNA	ICV180816M1-1 PFC 537 ICV 18G3017	2.82e3	75.6	NO
6	6	13C4-PFOS	ICV180816M1-1 PFC 537 ICV 18G3017	3.57e2	63.8	NO
7	7	13C6-PFDA	ICV180816M1-1 PFC 537 ICV 18G3017	2.67e3	68.9	NO
8	8	13C7-PFUdA	ICV180816M1-1 PFC 537 ICV 18G3017	3.03e3	70.2	NO

Name: 180816M1_14, Date: 16-Aug-2018, Time: 20:28:25, ID: B8G0132-BS1 OPR 0.25, Description: OPR

	#	Name	ID	Area	%Rec	Area Out
1	1	13C4-PFBA	B8G0132-BS1 OPR 0.25	1.87e2	9.2	YES
2	2	13C5-PFHxA	B8G0132-BS1 OPR 0.25	3.55e2	9.4	YES
3	3	13C3-PFHxS	B8G0132-BS1 OPR 0.25	3.49e1	7.4	YES
4	4	13C8-PFOA	B8G0132-BS1 OPR 0.25	3.85e2	9.2	YES
5	5	13C9-PFNA	B8G0132-BS1 OPR 0.25	3.62e2	9.7	YES
6	6	13C4-PFOS	B8G0132-BS1 OPR 0.25	5.19e1	9.3	YES
7	7	13C6-PFDA	B8G0132-BS1 OPR 0.25	3.47e2	9.0	YES
8	8	13C7-PFUdA	B8G0132-BS1 OPR 0.25	4.76e2	11.0	YES

Dataset: Untitled

Last Altered: Friday, August 17, 2018 15:02:35 Pacific Daylight Time
Printed: Friday, August 17, 2018 15:03:54 Pacific Daylight Time

Name: 180816M1_15, Date: 16-Aug-2018, Time: 20:39:12, ID: B8G0132-MS1 Matrix Spike 0.24037, Description: Matrix Spike

	#	Name	ID	Area	%Rec	Area Out
1	1	13C4-PFBA	B8G0132-MS1 Matrix Spike 0.24037	2.06e2	10.1	YES
2	2	13C5-PFHxA	B8G0132-MS1 Matrix Spike 0.24037	4.31e2	11.4	YES
3	3	13C3-PFHxS	B8G0132-MS1 Matrix Spike 0.24037	5.98e1	12.7	YES
4	4	13C8-PFOA	B8G0132-MS1 Matrix Spike 0.24037	4.88e2	11.6	YES
5	5	13C9-PFNA	B8G0132-MS1 Matrix Spike 0.24037	4.36e2	11.7	YES
6	6	13C4-PFOS	B8G0132-MS1 Matrix Spike 0.24037	5.05e1	9.0	YES
7	7	13C6-PFDA	B8G0132-MS1 Matrix Spike 0.24037	3.18e2	8.2	YES
8	8	13C7-PFUdA	B8G0132-MS1 Matrix Spike 0.24037	4.70e2	10.9	YES

Name: 180816M1_16, Date: 16-Aug-2018, Time: 20:49:53, ID: B8G0132-MSD1 Matrix Spike Dup 0.24, Description: Matrix Spike Dup

	#	Name	ID	Area	%Rec	Area Out
1	1	13C4-PFBA	B8G0132-MSD1 Matrix Spike Dup 0.24	1.67e2	8.2	YES
2	2	13C5-PFHxA	B8G0132-MSD1 Matrix Spike Dup 0.24	3.88e2	10.3	YES
3	3	13C3-PFHxS	B8G0132-MSD1 Matrix Spike Dup 0.24	3.43e1	7.3	YES
4	4	13C8-PFOA	B8G0132-MSD1 Matrix Spike Dup 0.24	3.68e2	8.7	YES
5	5	13C9-PFNA	B8G0132-MSD1 Matrix Spike Dup 0.24	3.40e2	9.1	YES
6	6	13C4-PFOS	B8G0132-MSD1 Matrix Spike Dup 0.24	3.73e1	6.7	YES
7	7	13C6-PFDA	B8G0132-MSD1 Matrix Spike Dup 0.24	3.59e2	9.3	YES
8	8	13C7-PFUdA	B8G0132-MSD1 Matrix Spike Dup 0.24	3.16e2	7.3	YES

Name: 180816M1_17, Date: 16-Aug-2018, Time: 21:00:40, ID: B8G0132-BLK1 Method Blank 0.25, Description: Method Blank

	#	Name	ID	Area	%Rec	Area Out
1	1	13C4-PFBA	B8G0132-BLK1 Method Blank 0.25	2.13e2	10.5	YES
2	2	13C5-PFHxA	B8G0132-BLK1 Method Blank 0.25	4.50e2	11.9	YES
3	3	13C3-PFHxS	B8G0132-BLK1 Method Blank 0.25	5.05e1	10.7	YES
4	4	13C8-PFOA	B8G0132-BLK1 Method Blank 0.25	5.40e2	12.8	YES
5	5	13C9-PFNA	B8G0132-BLK1 Method Blank 0.25	4.32e2	11.6	YES
6	6	13C4-PFOS	B8G0132-BLK1 Method Blank 0.25	8.34e1	14.9	YES
7	7	13C6-PFDA	B8G0132-BLK1 Method Blank 0.25	4.55e2	11.8	YES
8	8	13C7-PFUdA	B8G0132-BLK1 Method Blank 0.25	3.98e2	9.2	YES

Name: 180816M1_18, Date: 16-Aug-2018, Time: 21:11:26, ID: 1801706-01 1807360-01A 0.2747, Description: 1807360-01A

	#	Name	ID	Area	%Rec	Area Out
1	1	13C4-PFBA	1801706-01 1807360-01A 0.2747	1.46e2	7.2	YES
2	2	13C5-PFHxA	1801706-01 1807360-01A 0.2747	3.01e2	8.0	YES
3	3	13C3-PFHxS	1801706-01 1807360-01A 0.2747	3.54e1	7.5	YES
4	4	13C8-PFOA	1801706-01 1807360-01A 0.2747	3.02e2	7.2	YES
5	5	13C9-PFNA	1801706-01 1807360-01A 0.2747	3.28e2	8.8	YES
6	6	13C4-PFOS	1801706-01 1807360-01A 0.2747	4.46e1	8.0	YES
7	7	13C6-PFDA	1801706-01 1807360-01A 0.2747	2.91e2	7.5	YES
8	8	13C7-PFUdA	1801706-01 1807360-01A 0.2747	4.04e2	9.3	YES

Dataset: Untitled

Last Altered: Friday, August 17, 2018 15:02:35 Pacific Daylight Time
Printed: Friday, August 17, 2018 15:03:54 Pacific Daylight Time

Name: 180816M1_19, Date: 16-Aug-2018, Time: 21:22:07, ID: 1801706-02 1807360-02A 0.24385, Description: 1807360-02A

	#	Name	ID	Area	%Rec	Area Out
1	1	13C4-PFBA	1801706-02 1807360-02A 0.24385	1.12e2	5.5	YES
2	2	13C5-PFHxA	1801706-02 1807360-02A 0.24385	1.50e2	4.0	YES
3	3	13C3-PFHxS	1801706-02 1807360-02A 0.24385	1.32e1	2.8	YES
4	4	13C8-PFOA	1801706-02 1807360-02A 0.24385	1.75e2	4.2	YES
5	5	13C9-PFNA	1801706-02 1807360-02A 0.24385	1.23e2	3.3	YES
6	6	13C4-PFOS	1801706-02 1807360-02A 0.24385	1.19e1	2.1	YES
7	7	13C6-PFDA	1801706-02 1807360-02A 0.24385	1.14e2	2.9	YES
8	8	13C7-PFUdA	1801706-02 1807360-02A 0.24385	1.79e2	4.1	YES

Name: 180816M1_20, Date: 16-Aug-2018, Time: 21:32:54, ID: 1801706-03 1807360-03A 0.243, Description: 1807360-03A

	#	Name	ID	Area	%Rec	Area Out
1	1	13C4-PFBA	1801706-03 1807360-03A 0.243	9.07e1	4.5	YES
2	2	13C5-PFHxA	1801706-03 1807360-03A 0.243	1.28e2	3.4	YES
3	3	13C3-PFHxS	1801706-03 1807360-03A 0.243	1.73e1	3.7	YES
4	4	13C8-PFOA	1801706-03 1807360-03A 0.243	2.06e2	4.9	YES
5	5	13C9-PFNA	1801706-03 1807360-03A 0.243	1.35e2	3.6	YES
6	6	13C4-PFOS	1801706-03 1807360-03A 0.243	7.95e0	1.4	YES
7	7	13C6-PFDA	1801706-03 1807360-03A 0.243	1.14e2	2.9	YES
8	8	13C7-PFUdA	1801706-03 1807360-03A 0.243	1.29e2	3.0	YES

Name: 180816M1_21, Date: 16-Aug-2018, Time: 21:43:35, ID: 1801706-04 1807360-04A 0.23885, Description: 1807360-04A

	#	Name	ID	Area	%Rec	Area Out
1	1	13C4-PFBA	1801706-04 1807360-04A 0.23885	9.71e1	4.8	YES
2	2	13C5-PFHxA	1801706-04 1807360-04A 0.23885	1.91e2	5.1	YES
3	3	13C3-PFHxS	1801706-04 1807360-04A 0.23885	1.36e1	2.9	YES
4	4	13C8-PFOA	1801706-04 1807360-04A 0.23885	2.32e2	5.5	YES
5	5	13C9-PFNA	1801706-04 1807360-04A 0.23885	1.47e2	3.9	YES
6	6	13C4-PFOS	1801706-04 1807360-04A 0.23885	9.20e0	1.6	YES
7	7	13C6-PFDA	1801706-04 1807360-04A 0.23885	2.00e2	5.2	YES
8	8	13C7-PFUdA	1801706-04 1807360-04A 0.23885	2.00e2	4.6	YES

Name: 180816M1_22, Date: 16-Aug-2018, Time: 21:54:21, ID: 1801706-05 1807360-05A 0.27597, Description: 1807360-05A

	#	Name	ID	Area	%Rec	Area Out
1	1	13C4-PFBA	1801706-05 1807360-05A 0.27597	1.71e2	8.4	YES
2	2	13C5-PFHxA	1801706-05 1807360-05A 0.27597	3.35e2	8.9	YES
3	3	13C3-PFHxS	1801706-05 1807360-05A 0.27597	3.83e1	8.1	YES
4	4	13C8-PFOA	1801706-05 1807360-05A 0.27597	4.38e2	10.4	YES
5	5	13C9-PFNA	1801706-05 1807360-05A 0.27597	2.60e2	7.0	YES
6	6	13C4-PFOS	1801706-05 1807360-05A 0.27597	3.61e1	6.5	YES
7	7	13C6-PFDA	1801706-05 1807360-05A 0.27597	3.60e2	9.3	YES
8	8	13C7-PFUdA	1801706-05 1807360-05A 0.27597	3.12e2	7.2	YES

Dataset: Untitled

Last Altered: Friday, August 17, 2018 15:02:35 Pacific Daylight Time
Printed: Friday, August 17, 2018 15:03:54 Pacific Daylight Time

Name: 180816M1_23, Date: 16-Aug-2018, Time: 22:05:03, ID: 1801722-01 EB01-180709 0.2616, Description: EB01-180709

	# Name	ID	Area	%Rec	Area Out
1	1 13C4-PFBA	1801722-01 EB01-180709 0.2616	2.18e2	10.8	YES
2	2 13C5-PFHxA	1801722-01 EB01-180709 0.2616	4.73e2	12.5	YES
3	3 13C3-PFHxS	1801722-01 EB01-180709 0.2616	6.93e1	14.7	YES
4	4 13C8-PFOA	1801722-01 EB01-180709 0.2616	4.70e2	11.2	YES
5	5 13C9-PFNA	1801722-01 EB01-180709 0.2616	4.52e2	12.1	YES
6	6 13C4-PFOS	1801722-01 EB01-180709 0.2616	5.83e1	10.4	YES
7	7 13C6-PFDA	1801722-01 EB01-180709 0.2616	4.30e2	11.1	YES
8	8 13C7-PFUdA	1801722-01 EB01-180709 0.2616	5.51e2	12.7	YES

Name: 180816M1_24, Date: 16-Aug-2018, Time: 22:15:41, ID: 1801722-02 EB01-180710 0.25569, Description: EB01-180710

	# Name	ID	Area	%Rec	Area Out
1	1 13C4-PFBA	1801722-02 EB01-180710 0.25569	1.32e2	6.5	YES
2	2 13C5-PFHxA	1801722-02 EB01-180710 0.25569	2.43e2	6.4	YES
3	3 13C3-PFHxS	1801722-02 EB01-180710 0.25569	3.35e1	7.1	YES
4	4 13C8-PFOA	1801722-02 EB01-180710 0.25569	2.73e2	6.5	YES
5	5 13C9-PFNA	1801722-02 EB01-180710 0.25569	3.35e2	9.0	YES
6	6 13C4-PFOS	1801722-02 EB01-180710 0.25569	4.72e1	8.4	YES
7	7 13C6-PFDA	1801722-02 EB01-180710 0.25569	2.26e2	5.8	YES
8	8 13C7-PFUdA	1801722-02 EB01-180710 0.25569	3.29e2	7.6	YES

Name: 180816M1_25, Date: 16-Aug-2018, Time: 22:26:28, ID: 1801722-03 EB02-180710 0.26639, Description: EB02-180710

	# Name	ID	Area	%Rec	Area Out
1	1 13C4-PFBA	1801722-03 EB02-180710 0.26639	7.63e2	37.6	YES
2	2 13C5-PFHxA	1801722-03 EB02-180710 0.26639	1.54e3	40.8	YES
3	3 13C3-PFHxS	1801722-03 EB02-180710 0.26639	2.41e2	51.1	NO
4	4 13C8-PFOA	1801722-03 EB02-180710 0.26639	2.03e3	48.3	YES
5	5 13C9-PFNA	1801722-03 EB02-180710 0.26639	2.03e3	54.5	NO
6	6 13C4-PFOS	1801722-03 EB02-180710 0.26639	2.96e2	52.9	NO
7	7 13C6-PFDA	1801722-03 EB02-180710 0.26639	1.90e3	49.1	YES
8	8 13C7-PFUdA	1801722-03 EB02-180710 0.26639	2.20e3	51.0	NO

Name: 180816M1_26, Date: 16-Aug-2018, Time: 22:37:09, ID: 1801722-04 EB03-180710 0.25467, Description: EB03-180710

	# Name	ID	Area	%Rec	Area Out
1	1 13C4-PFBA	1801722-04 EB03-180710 0.25467	2.49e2	12.3	YES
2	2 13C5-PFHxA	1801722-04 EB03-180710 0.25467	5.72e2	15.2	YES
3	3 13C3-PFHxS	1801722-04 EB03-180710 0.25467	6.24e1	13.2	YES
4	4 13C8-PFOA	1801722-04 EB03-180710 0.25467	6.87e2	16.3	YES
5	5 13C9-PFNA	1801722-04 EB03-180710 0.25467	5.98e2	16.0	YES
6	6 13C4-PFOS	1801722-04 EB03-180710 0.25467	9.44e1	16.9	YES
7	7 13C6-PFDA	1801722-04 EB03-180710 0.25467	5.71e2	14.8	YES
8	8 13C7-PFUdA	1801722-04 EB03-180710 0.25467	6.59e2	15.2	YES

Dataset: Untitled

Last Altered: Friday, August 17, 2018 15:02:35 Pacific Daylight Time
Printed: Friday, August 17, 2018 15:03:54 Pacific Daylight Time

Name: 180816M1_27, Date: 16-Aug-2018, Time: 22:47:55, ID: 1801722-05 EB04-180710 0.25766, Description: EB04-180710

	#	Name	ID	Area	%Rec	Area Out
1	1	13C4-PFBA	1801722-05 EB04-180710 0.25766	2.30e2	11.4	YES
2	2	13C5-PFHxA	1801722-05 EB04-180710 0.25766	4.37e2	11.6	YES
3	3	13C3-PFHxS	1801722-05 EB04-180710 0.25766	4.94e1	10.5	YES
4	4	13C8-PFOA	1801722-05 EB04-180710 0.25766	4.79e2	11.4	YES
5	5	13C9-PFNA	1801722-05 EB04-180710 0.25766	5.41e2	14.5	YES
6	6	13C4-PFOS	1801722-05 EB04-180710 0.25766	7.23e1	12.9	YES
7	7	13C6-PFDA	1801722-05 EB04-180710 0.25766	4.95e2	12.8	YES
8	8	13C7-PFUdA	1801722-05 EB04-180710 0.25766	4.41e2	10.2	YES

Name: 180816M1_28, Date: 16-Aug-2018, Time: 22:58:36, ID: IPA, Description: IPA

	#	Name	ID	Area	%Rec	Area Out
1	1	13C4-PFBA	IPA			NO
2	2	13C5-PFHxA	IPA			NO
3	3	13C3-PFHxS	IPA			NO
4	4	13C8-PFOA	IPA			NO
5	5	13C9-PFNA	IPA			NO
6	6	13C4-PFOS	IPA			NO
7	7	13C6-PFDA	IPA			NO
8	8	13C7-PFUdA	IPA			NO

Name: 180816M1_29, Date: 16-Aug-2018, Time: 23:09:22, ID: ST180816M1-11 PFC CS3 18H0906, Description: PFC CS3 18H0906

	#	Name	ID	Area	%Rec	Area Out
1	1	13C4-PFBA	ST180816M1-11 PFC CS3 18H0906	1.86e3	91.6	NO
2	2	13C5-PFHxA	ST180816M1-11 PFC CS3 18H0906	3.58e3	94.8	NO
3	3	13C3-PFHxS	ST180816M1-11 PFC CS3 18H0906	4.17e2	88.4	NO
4	4	13C8-PFOA	ST180816M1-11 PFC CS3 18H0906	4.04e3	96.1	NO
5	5	13C9-PFNA	ST180816M1-11 PFC CS3 18H0906	3.69e3	98.8	NO
6	6	13C4-PFOS	ST180816M1-11 PFC CS3 18H0906	4.66e2	83.4	NO
7	7	13C6-PFDA	ST180816M1-11 PFC CS3 18H0906	3.25e3	84.1	NO
8	8	13C7-PFUdA	ST180816M1-11 PFC CS3 18H0906	4.01e3	92.8	NO

Name: 180816M1_30, Date: 16-Aug-2018, Time: 23:20:03, ID: 1801722-06 EB05-180710 0.25081, Description: EB05-180710

	#	Name	ID	Area	%Rec	Area Out
1	1	13C4-PFBA	1801722-06 EB05-180710 0.25081	1.81e2	8.9	YES
2	2	13C5-PFHxA	1801722-06 EB05-180710 0.25081	3.06e2	8.1	YES
3	3	13C3-PFHxS	1801722-06 EB05-180710 0.25081	5.13e1	10.9	YES
4	4	13C8-PFOA	1801722-06 EB05-180710 0.25081	4.29e2	10.2	YES
5	5	13C9-PFNA	1801722-06 EB05-180710 0.25081	3.92e2	10.5	YES
6	6	13C4-PFOS	1801722-06 EB05-180710 0.25081	9.21e1	16.5	YES
7	7	13C6-PFDA	1801722-06 EB05-180710 0.25081	4.00e2	10.3	YES
8	8	13C7-PFUdA	1801722-06 EB05-180710 0.25081	4.49e2	10.4	YES

Dataset: Untitled

Last Altered: Friday, August 17, 2018 15:02:35 Pacific Daylight Time
Printed: Friday, August 17, 2018 15:03:54 Pacific Daylight Time

Name: 180816M1_31, Date: 16-Aug-2018, Time: 23:30:41, ID: 1801722-07 EB06-180710 0.25898, Description: EB06-180710

	#	Name	ID	Area	%Rec	Area Out
1	1	13C4-PFBA	1801722-07 EB06-180710 0.25898	1.97e2	9.7	YES
2	2	13C5-PFHxA	1801722-07 EB06-180710 0.25898	4.13e2	10.9	YES
3	3	13C3-PFHxS	1801722-07 EB06-180710 0.25898	6.08e1	12.9	YES
4	4	13C8-PFOA	1801722-07 EB06-180710 0.25898	5.24e2	12.4	YES
5	5	13C9-PFNA	1801722-07 EB06-180710 0.25898	4.83e2	13.0	YES
6	6	13C4-PFOS	1801722-07 EB06-180710 0.25898	2.68e1	4.8	YES
7	7	13C6-PFDA	1801722-07 EB06-180710 0.25898	4.58e2	11.8	YES
8	8	13C7-PFUdA	1801722-07 EB06-180710 0.25898	4.84e2	11.2	YES

Name: 180816M1_32, Date: 16-Aug-2018, Time: 23:41:27, ID: 1801722-08 EB01-180711 0.25872, Description: EB01-180711

	#	Name	ID	Area	%Rec	Area Out
1	1	13C4-PFBA	1801722-08 EB01-180711 0.25872	2.24e2	11.1	YES
2	2	13C5-PFHxA	1801722-08 EB01-180711 0.25872	4.21e2	11.2	YES
3	3	13C3-PFHxS	1801722-08 EB01-180711 0.25872	5.31e1	11.2	YES
4	4	13C8-PFOA	1801722-08 EB01-180711 0.25872	4.45e2	10.6	YES
5	5	13C9-PFNA	1801722-08 EB01-180711 0.25872	3.79e2	10.2	YES
6	6	13C4-PFOS	1801722-08 EB01-180711 0.25872	5.44e1	9.7	YES
7	7	13C6-PFDA	1801722-08 EB01-180711 0.25872	3.75e2	9.7	YES
8	8	13C7-PFUdA	1801722-08 EB01-180711 0.25872	4.13e2	9.6	YES

Name: 180816M1_33, Date: 16-Aug-2018, Time: 23:52:08, ID: 1801724-01 MW-30 0.2541, Description: MW-30

	#	Name	ID	Area	%Rec	Area Out
1	1	13C4-PFBA	1801724-01 MW-30 0.2541	1.67e2	8.2	YES
2	2	13C5-PFHxA	1801724-01 MW-30 0.2541	3.69e2	9.8	YES
3	3	13C3-PFHxS	1801724-01 MW-30 0.2541	4.97e1	10.5	YES
4	4	13C8-PFOA	1801724-01 MW-30 0.2541	4.01e2	9.5	YES
5	5	13C9-PFNA	1801724-01 MW-30 0.2541	3.74e2	10.0	YES
6	6	13C4-PFOS	1801724-01 MW-30 0.2541	3.72e1	6.6	YES
7	7	13C6-PFDA	1801724-01 MW-30 0.2541	2.35e2	6.1	YES
8	8	13C7-PFUdA	1801724-01 MW-30 0.2541	3.55e2	8.2	YES

Name: 180816M1_34, Date: 17-Aug-2018, Time: 00:02:54, ID: 1801724-02 MW-31 0.24486, Description: MW-31

	#	Name	ID	Area	%Rec	Area Out
1	1	13C4-PFBA	1801724-02 MW-31 0.24486	2.56e2	12.6	YES
2	2	13C5-PFHxA	1801724-02 MW-31 0.24486	5.19e2	13.8	YES
3	3	13C3-PFHxS	1801724-02 MW-31 0.24486	7.67e1	16.2	YES
4	4	13C8-PFOA	1801724-02 MW-31 0.24486	6.43e2	15.3	YES
5	5	13C9-PFNA	1801724-02 MW-31 0.24486	6.33e2	17.0	YES
6	6	13C4-PFOS	1801724-02 MW-31 0.24486	7.84e1	14.0	YES
7	7	13C6-PFDA	1801724-02 MW-31 0.24486	7.59e2	19.6	YES
8	8	13C7-PFUdA	1801724-02 MW-31 0.24486	8.28e2	19.2	YES

Dataset: Untitled

Last Altered: Friday, August 17, 2018 15:02:35 Pacific Daylight Time
Printed: Friday, August 17, 2018 15:03:54 Pacific Daylight Time

Name: 180816M1_35, Date: 17-Aug-2018, Time: 00:13:41, ID: 1801724-03 BD-01 0.24208, Description: BD-01

	#	Name	ID	Area	%Rec	Area Out
1	1	13C4-PFBA	1801724-03 BD-01 0.24208	2.39e2	11.8	YES
2	2	13C5-PFHxA	1801724-03 BD-01 0.24208	4.35e2	11.5	YES
3	3	13C3-PFHxS	1801724-03 BD-01 0.24208	4.60e1	9.7	YES
4	4	13C8-PFOA	1801724-03 BD-01 0.24208	5.20e2	12.4	YES
5	5	13C9-PFNA	1801724-03 BD-01 0.24208	4.33e2	11.6	YES
6	6	13C4-PFOS	1801724-03 BD-01 0.24208	5.85e1	10.5	YES
7	7	13C6-PFDA	1801724-03 BD-01 0.24208	4.38e2	11.3	YES
8	8	13C7-PFUdA	1801724-03 BD-01 0.24208	4.87e2	11.3	YES

Name: 180816M1_36, Date: 17-Aug-2018, Time: 00:24:22, ID: 1801724-04 Field Blank0710 0.25654, Description: Field Blank0710

	#	Name	ID	Area	%Rec	Area Out
1	1	13C4-PFBA	1801724-04 Field Blank0710 0.25654	1.72e2	8.5	YES
2	2	13C5-PFHxA	1801724-04 Field Blank0710 0.25654	3.70e2	9.8	YES
3	3	13C3-PFHxS	1801724-04 Field Blank0710 0.25654	4.53e1	9.6	YES
4	4	13C8-PFOA	1801724-04 Field Blank0710 0.25654	4.55e2	10.8	YES
5	5	13C9-PFNA	1801724-04 Field Blank0710 0.25654	4.00e2	10.7	YES
6	6	13C4-PFOS	1801724-04 Field Blank0710 0.25654	4.73e1	8.5	YES
7	7	13C6-PFDA	1801724-04 Field Blank0710 0.25654	3.86e2	10.0	YES
8	8	13C7-PFUdA	1801724-04 Field Blank0710 0.25654	4.44e2	10.3	YES

Name: 180816M1_37, Date: 17-Aug-2018, Time: 00:35:00, ID: B8G0097-BS1 OPR 1, Description: OPR

	#	Name	ID	Area	%Rec	Area Out
1	1	13C4-PFBA	B8G0097-BS1 OPR 1	1.26e2	6.2	YES
2	2	13C5-PFHxA	B8G0097-BS1 OPR 1	2.53e2	6.7	YES
3	3	13C3-PFHxS	B8G0097-BS1 OPR 1	3.91e1	8.3	YES
4	4	13C8-PFOA	B8G0097-BS1 OPR 1	2.46e2	5.8	YES
5	5	13C9-PFNA	B8G0097-BS1 OPR 1	2.18e2	5.9	YES
6	6	13C4-PFOS	B8G0097-BS1 OPR 1	3.48e1	6.2	YES
7	7	13C6-PFDA	B8G0097-BS1 OPR 1	2.17e2	5.6	YES
8	8	13C7-PFUdA	B8G0097-BS1 OPR 1	1.82e2	4.2	YES

Name: 180816M1_38, Date: 17-Aug-2018, Time: 00:45:47, ID: 1801812-01RE1 REEPDW1208 0.12339, Description: REEPDW1208

	#	Name	ID	Area	%Rec	Area Out
1	1	13C4-PFBA	1801812-01RE1 REEPDW1208 0.12339	1.18e2	5.8	YES
2	2	13C5-PFHxA	1801812-01RE1 REEPDW1208 0.12339	2.01e2	5.3	YES
3	3	13C3-PFHxS	1801812-01RE1 REEPDW1208 0.12339	4.37e1	9.3	YES
4	4	13C8-PFOA	1801812-01RE1 REEPDW1208 0.12339	1.82e2	4.3	YES
5	5	13C9-PFNA	1801812-01RE1 REEPDW1208 0.12339	1.84e2	4.9	YES
6	6	13C4-PFOS	1801812-01RE1 REEPDW1208 0.12339	1.52e1	2.7	YES
7	7	13C6-PFDA	1801812-01RE1 REEPDW1208 0.12339	1.16e2	3.0	YES
8	8	13C7-PFUdA	1801812-01RE1 REEPDW1208 0.12339	1.78e2	4.1	YES

Dataset: Untitled

Last Altered: Friday, August 17, 2018 15:02:35 Pacific Daylight Time
Printed: Friday, August 17, 2018 15:03:54 Pacific Daylight Time

Name: 180816M1_39, Date: 17-Aug-2018, Time: 00:56:34, ID: 1801812-02RE1 REEPDW1209 0.1206, Description: REEPDW1209

	#	Name	ID	Area	%Rec	Area Out
1	1	13C4-PFBA	1801812-02RE1 REEPDW1209 0.1206	1.03e2	5.1	YES
2	2	13C5-PFHxA	1801812-02RE1 REEPDW1209 0.1206	2.19e2	5.8	YES
3	3	13C3-PFHxS	1801812-02RE1 REEPDW1209 0.1206	2.44e1	5.2	YES
4	4	13C8-PFOA	1801812-02RE1 REEPDW1209 0.1206	2.43e2	5.8	YES
5	5	13C9-PFNA	1801812-02RE1 REEPDW1209 0.1206	2.30e2	6.2	YES
6	6	13C4-PFOS	1801812-02RE1 REEPDW1209 0.1206	2.42e1	4.3	YES
7	7	13C6-PFDA	1801812-02RE1 REEPDW1209 0.1206	2.17e2	5.6	YES
8	8	13C7-PFUdA	1801812-02RE1 REEPDW1209 0.1206	2.52e2	5.8	YES

Name: 180816M1_40, Date: 17-Aug-2018, Time: 01:07:14, ID: 1801812-03RE1 REEPDW1210 0.1215, Description: REEPDW1210

	#	Name	ID	Area	%Rec	Area Out
1	1	13C4-PFBA	1801812-03RE1 REEPDW1210 0.1215	1.30e2	6.4	YES
2	2	13C5-PFHxA	1801812-03RE1 REEPDW1210 0.1215	2.19e2	5.8	YES
3	3	13C3-PFHxS	1801812-03RE1 REEPDW1210 0.1215	3.21e1	6.8	YES
4	4	13C8-PFOA	1801812-03RE1 REEPDW1210 0.1215	2.88e2	6.8	YES
5	5	13C9-PFNA	1801812-03RE1 REEPDW1210 0.1215	2.65e2	7.1	YES
6	6	13C4-PFOS	1801812-03RE1 REEPDW1210 0.1215	1.52e1	2.7	YES
7	7	13C6-PFDA	1801812-03RE1 REEPDW1210 0.1215	2.42e2	6.3	YES
8	8	13C7-PFUdA	1801812-03RE1 REEPDW1210 0.1215	3.15e2	7.3	YES

Name: 180816M1_41, Date: 17-Aug-2018, Time: 01:18:01, ID: IPA, Description: IPA

	#	Name	ID	Area	%Rec	Area Out
1	1	13C4-PFBA	IPA			NO
2	2	13C5-PFHxA	IPA			NO
3	3	13C3-PFHxS	IPA			NO
4	4	13C8-PFOA	IPA			NO
5	5	13C9-PFNA	IPA			NO
6	6	13C4-PFOS	IPA			NO
7	7	13C6-PFDA	IPA			NO
8	8	13C7-PFUdA	IPA			NO

Name: 180816M1_42, Date: 17-Aug-2018, Time: 01:28:42, ID: ST180816M1-12 PFC CS3 18H0906, Description: PFC CS3 18H0906

	#	Name	ID	Area	%Rec	Area Out
1	1	13C4-PFBA	ST180816M1-12 PFC CS3 18H0906	1.51e2	7.5	YES
2	2	13C5-PFHxA	ST180816M1-12 PFC CS3 18H0906	2.46e2	6.5	YES
3	3	13C3-PFHxS	ST180816M1-12 PFC CS3 18H0906	1.88e1	4.0	YES
4	4	13C8-PFOA	ST180816M1-12 PFC CS3 18H0906	3.03e2	7.2	YES
5	5	13C9-PFNA	ST180816M1-12 PFC CS3 18H0906	2.60e2	7.0	YES
6	6	13C4-PFOS	ST180816M1-12 PFC CS3 18H0906	3.42e1	6.1	YES
7	7	13C6-PFDA	ST180816M1-12 PFC CS3 18H0906	2.85e2	7.4	YES
8	8	13C7-PFUdA	ST180816M1-12 PFC CS3 18H0906	2.99e2	6.9	YES

Dataset: Untitled

Last Altered: Friday, August 17, 2018 15:02:35 Pacific Daylight Time
Printed: Friday, August 17, 2018 15:03:54 Pacific Daylight Time

Name: 180816M1_43, Date: 17-Aug-2018, Time: 01:39:28, ID: 1801812-04RE1 REEPDW570 0.12076, Description: REEPDW570

	#	Name	ID	Area	%Rec	Area Out
1	1	13C4-PFBA	1801812-04RE1 REEPDW570 0.12076	6.82e1	3.4	YES
2	2	13C5-PFHxA	1801812-04RE1 REEPDW570 0.12076	1.16e2	3.1	YES
3	3	13C3-PFHxS	1801812-04RE1 REEPDW570 0.12076	1.48e1	3.1	YES
4	4	13C8-PFOA	1801812-04RE1 REEPDW570 0.12076	1.38e2	3.3	YES
5	5	13C9-PFNA	1801812-04RE1 REEPDW570 0.12076	1.01e2	2.7	YES
6	6	13C4-PFOS	1801812-04RE1 REEPDW570 0.12076	1.69e1	3.0	YES
7	7	13C6-PFDA	1801812-04RE1 REEPDW570 0.12076	1.36e2	3.5	YES
8	8	13C7-PFUdA	1801812-04RE1 REEPDW570 0.12076	1.16e2	2.7	YES

Name: 180816M1_44, Date: 17-Aug-2018, Time: 01:50:09, ID: 1801812-05RE1 REEPDW1211 0.12178, Description: REEPDW1211

	#	Name	ID	Area	%Rec	Area Out
1	1	13C4-PFBA	1801812-05RE1 REEPDW1211 0.12178	1.16e2	5.7	YES
2	2	13C5-PFHxA	1801812-05RE1 REEPDW1211 0.12178	2.27e2	6.0	YES
3	3	13C3-PFHxS	1801812-05RE1 REEPDW1211 0.12178	2.20e1	4.6	YES
4	4	13C8-PFOA	1801812-05RE1 REEPDW1211 0.12178	1.92e2	4.6	YES
5	5	13C9-PFNA	1801812-05RE1 REEPDW1211 0.12178	2.09e2	5.6	YES
6	6	13C4-PFOS	1801812-05RE1 REEPDW1211 0.12178	2.06e1	3.7	YES
7	7	13C6-PFDA	1801812-05RE1 REEPDW1211 0.12178	2.32e2	6.0	YES
8	8	13C7-PFUdA	1801812-05RE1 REEPDW1211 0.12178	2.51e2	5.8	YES

Name: 180816M1_45, Date: 17-Aug-2018, Time: 02:00:56, ID: 1801813-01RE1 REEPDW1208FRB 0.12089, Description: REEPDW1208FRB

	#	Name	ID	Area	%Rec	Area Out
1	1	13C4-PFBA	1801813-01RE1 REEPDW1208FRB 0....	1.83e2	9.0	YES
2	2	13C5-PFHxA	1801813-01RE1 REEPDW1208FRB 0....	3.31e2	8.8	YES
3	3	13C3-PFHxS	1801813-01RE1 REEPDW1208FRB 0....	2.45e1	5.2	YES
4	4	13C8-PFOA	1801813-01RE1 REEPDW1208FRB 0....	3.85e2	9.1	YES
5	5	13C9-PFNA	1801813-01RE1 REEPDW1208FRB 0....	2.61e2	7.0	YES
6	6	13C4-PFOS	1801813-01RE1 REEPDW1208FRB 0....	3.85e1	6.9	YES
7	7	13C6-PFDA	1801813-01RE1 REEPDW1208FRB 0....	3.18e2	8.2	YES
8	8	13C7-PFUdA	1801813-01RE1 REEPDW1208FRB 0....	3.38e2	7.8	YES

Name: 180816M1_46, Date: 17-Aug-2018, Time: 02:11:37, ID: 1801813-02RE1 REEPDW1209FRB 0.12362, Description: REEPDW1209FRB

	#	Name	ID	Area	%Rec	Area Out
1	1	13C4-PFBA	1801813-02RE1 REEPDW1209FRB 0....	1.92e2	9.5	YES
2	2	13C5-PFHxA	1801813-02RE1 REEPDW1209FRB 0....	3.61e2	9.6	YES
3	3	13C3-PFHxS	1801813-02RE1 REEPDW1209FRB 0....	5.94e1	12.6	YES
4	4	13C8-PFOA	1801813-02RE1 REEPDW1209FRB 0....	3.93e2	9.3	YES
5	5	13C9-PFNA	1801813-02RE1 REEPDW1209FRB 0....	4.00e2	10.7	YES
6	6	13C4-PFOS	1801813-02RE1 REEPDW1209FRB 0....	5.78e1	10.3	YES
7	7	13C6-PFDA	1801813-02RE1 REEPDW1209FRB 0....	3.81e2	9.9	YES
8	8	13C7-PFUdA	1801813-02RE1 REEPDW1209FRB 0....	4.44e2	10.3	YES

Dataset: Untitled

Last Altered: Friday, August 17, 2018 15:02:35 Pacific Daylight Time
Printed: Friday, August 17, 2018 15:03:54 Pacific Daylight Time

Name: 180816M1_47, Date: 17-Aug-2018, Time: 02:22:15, ID: 1801813-03RE1 REEPDW1210FRB 0.12008, Description: REEPDW1210FRB

	#	Name	ID	Area	%Rec	Area Out
1	1	13C4-PFBA	1801813-03RE1 REEPDW1210FRB 0....	2.34e2	11.5	YES
2	2	13C5-PFHxA	1801813-03RE1 REEPDW1210FRB 0....	4.54e2	12.0	YES
3	3	13C3-PFHxS	1801813-03RE1 REEPDW1210FRB 0....	6.32e1	13.4	YES
4	4	13C8-PFOA	1801813-03RE1 REEPDW1210FRB 0....	5.23e2	12.4	YES
5	5	13C9-PFNA	1801813-03RE1 REEPDW1210FRB 0....	5.03e2	13.5	YES
6	6	13C4-PFOS	1801813-03RE1 REEPDW1210FRB 0....	9.16e1	16.4	YES
7	7	13C6-PFDA	1801813-03RE1 REEPDW1210FRB 0....	4.72e2	12.2	YES
8	8	13C7-PFUdA	1801813-03RE1 REEPDW1210FRB 0....	5.87e2	13.6	YES

Name: 180816M1_48, Date: 17-Aug-2018, Time: 02:33:02, ID: 1801813-04RE1 REEPDW1211FRB 0.12231, Description: REEPDW1211FRB

	#	Name	ID	Area	%Rec	Area Out
1	1	13C4-PFBA	1801813-04RE1 REEPDW1211FRB 0....	1.78e2	8.8	YES
2	2	13C5-PFHxA	1801813-04RE1 REEPDW1211FRB 0....	3.65e2	9.7	YES
3	3	13C3-PFHxS	1801813-04RE1 REEPDW1211FRB 0....	6.34e1	13.4	YES
4	4	13C8-PFOA	1801813-04RE1 REEPDW1211FRB 0....	3.85e2	9.2	YES
5	5	13C9-PFNA	1801813-04RE1 REEPDW1211FRB 0....	4.29e2	11.5	YES
6	6	13C4-PFOS	1801813-04RE1 REEPDW1211FRB 0....	5.80e1	10.4	YES
7	7	13C6-PFDA	1801813-04RE1 REEPDW1211FRB 0....	3.66e2	9.5	YES
8	8	13C7-PFUdA	1801813-04RE1 REEPDW1211FRB 0....	4.50e2	10.4	YES

Name: 180816M1_49, Date: 17-Aug-2018, Time: 02:43:43, ID: 1801814-01RE1 H18-00800-001 FTB 0.1217, Description: H18-00800-001 FTB

	#	Name	ID	Area	%Rec	Area Out
1	1	13C4-PFBA	1801814-01RE1 H18-00800-001 FTB 0....	1.25e2	6.1	YES
2	2	13C5-PFHxA	1801814-01RE1 H18-00800-001 FTB 0....	2.42e2	6.4	YES
3	3	13C3-PFHxS	1801814-01RE1 H18-00800-001 FTB 0....	2.90e1	6.1	YES
4	4	13C8-PFOA	1801814-01RE1 H18-00800-001 FTB 0....	3.05e2	7.3	YES
5	5	13C9-PFNA	1801814-01RE1 H18-00800-001 FTB 0....	2.27e2	6.1	YES
6	6	13C4-PFOS	1801814-01RE1 H18-00800-001 FTB 0....	1.36e1	2.4	YES
7	7	13C6-PFDA	1801814-01RE1 H18-00800-001 FTB 0....	2.65e2	6.8	YES
8	8	13C7-PFUdA	1801814-01RE1 H18-00800-001 FTB 0....	2.87e2	6.6	YES

Name: 180816M1_50, Date: 17-Aug-2018, Time: 02:54:30, ID: 1801814-02RE1 H18-00800-002 VNT-1B 0.11934, Description: H18-00800-002 VNT-1B

	#	Name	ID	Area	%Rec	Area Out
1	1	13C4-PFBA	1801814-02RE1 H18-00800-002 VNT-1...	4.06e1	2.0	YES
2	2	13C5-PFHxA	1801814-02RE1 H18-00800-002 VNT-1...	5.75e1	1.5	YES
3	3	13C3-PFHxS	1801814-02RE1 H18-00800-002 VNT-1...	2.57e1	5.4	YES
4	4	13C8-PFOA	1801814-02RE1 H18-00800-002 VNT-1...	1.27e2	3.0	YES
5	5	13C9-PFNA	1801814-02RE1 H18-00800-002 VNT-1...	9.54e1	2.6	YES
6	6	13C4-PFOS	1801814-02RE1 H18-00800-002 VNT-1...	1.26e1	2.2	YES
7	7	13C6-PFDA	1801814-02RE1 H18-00800-002 VNT-1...	8.78e1	2.3	YES
8	8	13C7-PFUdA	1801814-02RE1 H18-00800-002 VNT-1...	8.19e1	1.9	YES

Dataset: Untitled

Last Altered: Friday, August 17, 2018 15:02:35 Pacific Daylight Time
Printed: Friday, August 17, 2018 15:03:54 Pacific Daylight Time

Name: 180816M1_51, Date: 17-Aug-2018, Time: 03:05:08, ID: 1801766-06RE1 IS720W03S-20180712 0.25909, Description: IS720W03S-20180712

	#	Name	ID	Area	%Rec	Area Out
1	1	13C4-PFBA	1801766-06RE1 IS720W03S-20180712...	1.43e2	7.0	YES
2	2	13C5-PFHxA	1801766-06RE1 IS720W03S-20180712...	2.93e2	7.8	YES
3	3	13C3-PFHxS	1801766-06RE1 IS720W03S-20180712...	4.49e1	9.5	YES
4	4	13C8-PFOA	1801766-06RE1 IS720W03S-20180712...	2.95e2	7.0	YES
5	5	13C9-PFNA	1801766-06RE1 IS720W03S-20180712...	2.27e2	6.1	YES
6	6	13C4-PFOS	1801766-06RE1 IS720W03S-20180712...	2.40e1	4.3	YES
7	7	13C6-PFDA	1801766-06RE1 IS720W03S-20180712...	2.24e2	5.8	YES
8	8	13C7-PFUdA	1801766-06RE1 IS720W03S-20180712...	2.91e2	6.7	YES

Name: 180816M1_52, Date: 17-Aug-2018, Time: 03:15:55, ID: 1801766-06 IS720W03S-20180712 0.2337, Description: IS720W03S-20180712

	#	Name	ID	Area	%Rec	Area Out
1	1	13C4-PFBA	1801766-06 IS720W03S-20180712 0.2...			
2	2	13C5-PFHxA	1801766-06 IS720W03S-20180712 0.2...	1.31e2	3.5	YES
3	3	13C3-PFHxS	1801766-06 IS720W03S-20180712 0.2...			
4	4	13C8-PFOA	1801766-06 IS720W03S-20180712 0.2...			
5	5	13C9-PFNA	1801766-06 IS720W03S-20180712 0.2...	9.57e1	2.6	YES
6	6	13C4-PFOS	1801766-06 IS720W03S-20180712 0.2...	1.51e1	2.7	YES
7	7	13C6-PFDA	1801766-06 IS720W03S-20180712 0.2...	1.13e2	2.9	YES
8	8	13C7-PFUdA	1801766-06 IS720W03S-20180712 0.2...	1.33e2	3.1	YES

Name: 180816M1_53, Date: 17-Aug-2018, Time: 03:26:36, ID: 1801766-05RE1@20X DUP01-20180712 0.25658, Description: DUP01-20180712

	#	Name	ID	Area	%Rec	Area Out
1	1	13C4-PFBA	1801766-05RE1@20X DUP01-201807...	1.21e1	0.6	YES
2	2	13C5-PFHxA	1801766-05RE1@20X DUP01-201807...	8.74e0	0.2	YES
3	3	13C3-PFHxS	1801766-05RE1@20X DUP01-201807...			NO
4	4	13C8-PFOA	1801766-05RE1@20X DUP01-201807...	7.38e0	0.2	YES
5	5	13C9-PFNA	1801766-05RE1@20X DUP01-201807...	6.25e0	0.2	YES
6	6	13C4-PFOS	1801766-05RE1@20X DUP01-201807...			NO
7	7	13C6-PFDA	1801766-05RE1@20X DUP01-201807...			NO
8	8	13C7-PFUdA	1801766-05RE1@20X DUP01-201807...	2.05e1	0.5	YES

Name: 180816M1_54, Date: 17-Aug-2018, Time: 03:37:22, ID: IPA, Description: IPA

	#	Name	ID	Area	%Rec	Area Out
1	1	13C4-PFBA	IPA			NO
2	2	13C5-PFHxA	IPA			NO
3	3	13C3-PFHxS	IPA			NO
4	4	13C8-PFOA	IPA			NO
5	5	13C9-PFNA	IPA			NO
6	6	13C4-PFOS	IPA			NO
7	7	13C6-PFDA	IPA			NO
8	8	13C7-PFUdA	IPA			NO

Dataset: Untitled

Last Altered: Friday, August 17, 2018 15:02:35 Pacific Daylight Time
Printed: Friday, August 17, 2018 15:03:54 Pacific Daylight Time

Name: 180816M1_55, Date: 17-Aug-2018, Time: 03:48:02, ID: 1801766-07RE1@20X I012MW13S-20180712 0.2605, Description: I012MW13S-20180712

	#	Name	ID	Area	%Rec	Area Out
1	1	13C4-PFBA	1801766-07RE1@20X I012MW13S-20...	2.54e1	1.3	YES
2	2	13C5-PFHxA	1801766-07RE1@20X I012MW13S-20...	2.88e1	0.8	YES
3	3	13C3-PFHxS	1801766-07RE1@20X I012MW13S-20...	5.11e0	1.1	YES
4	4	13C8-PFOA	1801766-07RE1@20X I012MW13S-20...	4.06e1	1.0	YES
5	5	13C9-PFNA	1801766-07RE1@20X I012MW13S-20...	3.18e1	0.9	YES
6	6	13C4-PFOS	1801766-07RE1@20X I012MW13S-20...	5.90e0	1.1	YES
7	7	13C6-PFDA	1801766-07RE1@20X I012MW13S-20...	3.11e1	0.8	YES
8	8	13C7-PFUdA	1801766-07RE1@20X I012MW13S-20...	3.49e1	0.8	YES

Name: 180816M1_56, Date: 17-Aug-2018, Time: 03:58:49, ID: IPA, Description: IPA

	#	Name	ID	Area	%Rec	Area Out
1	1	13C4-PFBA	IPA			NO
2	2	13C5-PFHxA	IPA			NO
3	3	13C3-PFHxS	IPA			NO
4	4	13C8-PFOA	IPA			NO
5	5	13C9-PFNA	IPA			NO
6	6	13C4-PFOS	IPA			NO
7	7	13C6-PFDA	IPA			NO
8	8	13C7-PFUdA	IPA			NO

Name: 180816M1_57, Date: 17-Aug-2018, Time: 04:09:35, ID: 1801766-05@40X DUP01-20180712 0.24862, Description: DUP01-20180712

	#	Name	ID	Area	%Rec	Area Out
1	1	13C4-PFBA	1801766-05@40X DUP01-20180712 0....			
2	2	13C5-PFHxA	1801766-05@40X DUP01-20180712 0....			NO
3	3	13C3-PFHxS	1801766-05@40X DUP01-20180712 0....			
4	4	13C8-PFOA	1801766-05@40X DUP01-20180712 0....			
5	5	13C9-PFNA	1801766-05@40X DUP01-20180712 0....			NO
6	6	13C4-PFOS	1801766-05@40X DUP01-20180712 0....			NO
7	7	13C6-PFDA	1801766-05@40X DUP01-20180712 0....			NO
8	8	13C7-PFUdA	1801766-05@40X DUP01-20180712 0....			NO

Name: 180816M1_58, Date: 17-Aug-2018, Time: 04:20:17, ID: IPA, Description: IPA

	#	Name	ID	Area	%Rec	Area Out
1	1	13C4-PFBA	IPA			NO
2	2	13C5-PFHxA	IPA			NO
3	3	13C3-PFHxS	IPA			NO
4	4	13C8-PFOA	IPA	5.29e0	0.1	YES
5	5	13C9-PFNA	IPA			NO
6	6	13C4-PFOS	IPA			NO
7	7	13C6-PFDA	IPA			NO
8	8	13C7-PFUdA	IPA			NO

Dataset: Untitled

Last Altered: Friday, August 17, 2018 15:02:35 Pacific Daylight Time
Printed: Friday, August 17, 2018 15:03:54 Pacific Daylight Time

Name: 180816M1_59, Date: 17-Aug-2018, Time: 04:31:04, ID: 1801766-07@40X I012MW13S-20180712 0.22806, Description: I012MW13S-20180712

	# Name	ID	Area	%Rec	Area Out
1	1 13C4-PFBA	1801766-07@40X I012MW13S-201807...			
2	2 13C5-PFHxA	1801766-07@40X I012MW13S-201807...	9.84e0	0.3	YES
3	3 13C3-PFHxS	1801766-07@40X I012MW13S-201807...			
4	4 13C8-PFOA	1801766-07@40X I012MW13S-201807...			
5	5 13C9-PFNA	1801766-07@40X I012MW13S-201807...			NO
6	6 13C4-PFOS	1801766-07@40X I012MW13S-201807...			NO
7	7 13C6-PFDA	1801766-07@40X I012MW13S-201807...			NO
8	8 13C7-PFUdA	1801766-07@40X I012MW13S-201807...			NO

Name: 180816M1_60, Date: 17-Aug-2018, Time: 04:41:44, ID: IPA, Description: IPA

	# Name	ID	Area	%Rec	Area Out
1	1 13C4-PFBA	IPA			NO
2	2 13C5-PFHxA	IPA			NO
3	3 13C3-PFHxS	IPA			NO
4	4 13C8-PFOA	IPA			NO
5	5 13C9-PFNA	IPA			NO
6	6 13C4-PFOS	IPA			NO
7	7 13C6-PFDA	IPA			NO
8	8 13C7-PFUdA	IPA			NO

Name: 180816M1_61, Date: 17-Aug-2018, Time: 04:52:30, ID: ST180816M1-13 PFC CS3 18H0906, Description: PFC CS3 18H0906

	# Name	ID	Area	%Rec	Area Out
1	1 13C4-PFBA	ST180816M1-13 PFC CS3 18H0906	4.08e2	20.1	YES
2	2 13C5-PFHxA	ST180816M1-13 PFC CS3 18H0906	8.25e2	21.9	YES
3	3 13C3-PFHxS	ST180816M1-13 PFC CS3 18H0906	9.86e1	20.9	YES
4	4 13C8-PFOA	ST180816M1-13 PFC CS3 18H0906	9.07e2	21.6	YES
5	5 13C9-PFNA	ST180816M1-13 PFC CS3 18H0906	7.96e2	21.3	YES
6	6 13C4-PFOS	ST180816M1-13 PFC CS3 18H0906	6.77e1	12.1	YES
7	7 13C6-PFDA	ST180816M1-13 PFC CS3 18H0906	7.77e2	20.1	YES
8	8 13C7-PFUdA	ST180816M1-13 PFC CS3 18H0906	8.19e2	18.9	YES

Name: 180816M1_62, Date: 17-Aug-2018, Time: 05:03:13, ID: ST180816M1-14 PFC CS0 18H0903, Description: PFC CS0 18H0903

	# Name	ID	Area	%Rec	Area Out
1	1 13C4-PFBA	ST180816M1-14 PFC CS0 18H0903	1.33e3	65.6	NO
2	2 13C5-PFHxA	ST180816M1-14 PFC CS0 18H0903	2.52e3	66.8	NO
3	3 13C3-PFHxS	ST180816M1-14 PFC CS0 18H0903	3.24e2	68.7	NO
4	4 13C8-PFOA	ST180816M1-14 PFC CS0 18H0903	2.79e3	66.3	NO
5	5 13C9-PFNA	ST180816M1-14 PFC CS0 18H0903	2.56e3	68.5	NO
6	6 13C4-PFOS	ST180816M1-14 PFC CS0 18H0903	3.68e2	65.8	NO
7	7 13C6-PFDA	ST180816M1-14 PFC CS0 18H0903	2.58e3	66.7	NO
8	8 13C7-PFUdA	ST180816M1-14 PFC CS0 18H0903	2.68e3	61.9	NO

Dataset: Untitled

Last Altered: Friday, August 17, 2018 15:02:35 Pacific Daylight Time
Printed: Friday, August 17, 2018 15:03:54 Pacific Daylight Time

Name: 180816M1_63, Date: 17-Aug-2018, Time: 05:13:59, ID: B8G0238-BS1 OPR 0.25, Description: OPR

	#	Name	ID	Area	%Rec	Area Out
1	1	13C4-PFBA	B8G0238-BS1 OPR 0.25	2.39e2	11.8	YES
2	2	13C5-PFHxA	B8G0238-BS1 OPR 0.25	3.95e2	10.5	YES
3	3	13C3-PFHxS	B8G0238-BS1 OPR 0.25	6.33e1	13.4	YES
4	4	13C8-PFOA	B8G0238-BS1 OPR 0.25	5.19e2	12.3	YES
5	5	13C9-PFNA	B8G0238-BS1 OPR 0.25	4.57e2	12.2	YES
6	6	13C4-PFOS	B8G0238-BS1 OPR 0.25	8.29e1	14.8	YES
7	7	13C6-PFDA	B8G0238-BS1 OPR 0.25	4.04e2	10.4	YES
8	8	13C7-PFUdA	B8G0238-BS1 OPR 0.25	4.79e2	11.1	YES

Name: 180816M1_64, Date: 17-Aug-2018, Time: 05:24:39, ID: B8G0238-MS1 Matrix Spike 0.24901, Description: Matrix Spike

	#	Name	ID	Area	%Rec	Area Out
1	1	13C4-PFBA	B8G0238-MS1 Matrix Spike 0.24901	1.98e2	9.8	YES
2	2	13C5-PFHxA	B8G0238-MS1 Matrix Spike 0.24901	3.59e2	9.5	YES
3	3	13C3-PFHxS	B8G0238-MS1 Matrix Spike 0.24901	3.33e1	7.1	YES
4	4	13C8-PFOA	B8G0238-MS1 Matrix Spike 0.24901	4.05e2	9.6	YES
5	5	13C9-PFNA	B8G0238-MS1 Matrix Spike 0.24901	3.74e2	10.0	YES
6	6	13C4-PFOS	B8G0238-MS1 Matrix Spike 0.24901	5.63e1	10.1	YES
7	7	13C6-PFDA	B8G0238-MS1 Matrix Spike 0.24901	3.69e2	9.5	YES
8	8	13C7-PFUdA	B8G0238-MS1 Matrix Spike 0.24901	4.13e2	9.6	YES

Name: 180816M1_65, Date: 17-Aug-2018, Time: 05:35:25, ID: B8G0238-MSD1 Matrix Spike Dup 0.24586, Description: Matrix Spike Dup

	#	Name	ID	Area	%Rec	Area Out
1	1	13C4-PFBA	B8G0238-MSD1 Matrix Spike Dup 0.245...	1.91e2	9.4	YES
2	2	13C5-PFHxA	B8G0238-MSD1 Matrix Spike Dup 0.245...	3.39e2	9.0	YES
3	3	13C3-PFHxS	B8G0238-MSD1 Matrix Spike Dup 0.245...	4.90e1	10.4	YES
4	4	13C8-PFOA	B8G0238-MSD1 Matrix Spike Dup 0.245...	4.08e2	9.7	YES
5	5	13C9-PFNA	B8G0238-MSD1 Matrix Spike Dup 0.245...	4.05e2	10.9	YES
6	6	13C4-PFOS	B8G0238-MSD1 Matrix Spike Dup 0.245...	3.96e1	7.1	YES
7	7	13C6-PFDA	B8G0238-MSD1 Matrix Spike Dup 0.245...	3.23e2	8.4	YES
8	8	13C7-PFUdA	B8G0238-MSD1 Matrix Spike Dup 0.245...	3.75e2	8.7	YES

Name: 180816M1_66, Date: 17-Aug-2018, Time: 05:46:07, ID: B8G0238-BLK1 Method Blank 0.25, Description: Method Blank

	#	Name	ID	Area	%Rec	Area Out
1	1	13C4-PFBA	B8G0238-BLK1 Method Blank 0.25	3.39e2	16.7	YES
2	2	13C5-PFHxA	B8G0238-BLK1 Method Blank 0.25	6.70e2	17.8	YES
3	3	13C3-PFHxS	B8G0238-BLK1 Method Blank 0.25	6.02e1	12.7	YES
4	4	13C8-PFOA	B8G0238-BLK1 Method Blank 0.25	7.51e2	17.9	YES
5	5	13C9-PFNA	B8G0238-BLK1 Method Blank 0.25	6.76e2	18.1	YES
6	6	13C4-PFOS	B8G0238-BLK1 Method Blank 0.25	9.04e1	16.2	YES
7	7	13C6-PFDA	B8G0238-BLK1 Method Blank 0.25	5.65e2	14.6	YES
8	8	13C7-PFUdA	B8G0238-BLK1 Method Blank 0.25	6.57e2	15.2	YES

Dataset: Untitled

Last Altered: Friday, August 17, 2018 15:02:35 Pacific Daylight Time
Printed: Friday, August 17, 2018 15:03:54 Pacific Daylight Time

Name: 180816M1_67, Date: 17-Aug-2018, Time: 05:56:45, ID: 1802055-01 Clarks-DW-072518 0.24525, Description: Clarks-DW-072518

	# Name	ID	Area	%Rec	Area Out
1	1 13C4-PFBA	1802055-01 Clarks-DW-072518 0.24525	2.49e2	12.3	YES
2	2 13C5-PFHxA	1802055-01 Clarks-DW-072518 0.24525	4.65e2	12.3	YES
3	3 13C3-PFHxS	1802055-01 Clarks-DW-072518 0.24525	5.32e1	11.3	YES
4	4 13C8-PFOA	1802055-01 Clarks-DW-072518 0.24525	5.38e2	12.8	YES
5	5 13C9-PFNA	1802055-01 Clarks-DW-072518 0.24525	4.57e2	12.3	YES
6	6 13C4-PFOS	1802055-01 Clarks-DW-072518 0.24525	7.60e1	13.6	YES
7	7 13C6-PFDA	1802055-01 Clarks-DW-072518 0.24525	4.62e2	11.9	YES
8	8 13C7-PFUdA	1802055-01 Clarks-DW-072518 0.24525	5.55e2	12.8	YES

Name: 180816M1_68, Date: 17-Aug-2018, Time: 06:07:32, ID: 1802055-02 Clarks-FB-072518 0.2438, Description: Clarks-FB-072518

	# Name	ID	Area	%Rec	Area Out
1	1 13C4-PFBA	1802055-02 Clarks-FB-072518 0.2438	2.48e2	12.2	YES
2	2 13C5-PFHxA	1802055-02 Clarks-FB-072518 0.2438	4.37e2	11.6	YES
3	3 13C3-PFHxS	1802055-02 Clarks-FB-072518 0.2438	6.34e1	13.4	YES
4	4 13C8-PFOA	1802055-02 Clarks-FB-072518 0.2438	5.09e2	12.1	YES
5	5 13C9-PFNA	1802055-02 Clarks-FB-072518 0.2438	5.38e2	14.4	YES
6	6 13C4-PFOS	1802055-02 Clarks-FB-072518 0.2438	3.33e1	5.9	YES
7	7 13C6-PFDA	1802055-02 Clarks-FB-072518 0.2438	4.31e2	11.1	YES
8	8 13C7-PFUdA	1802055-02 Clarks-FB-072518 0.2438	3.91e2	9.0	YES

Name: 180816M1_69, Date: 17-Aug-2018, Time: 06:18:18, ID: 1802055-03 Shop Pasture-DW-072518 0.24056, Description: Shop Pasture-DW-072518

	# Name	ID	Area	%Rec	Area Out
1	1 13C4-PFBA	1802055-03 Shop Pasture-DW-072518 ...	1.83e2	9.0	YES
2	2 13C5-PFHxA	1802055-03 Shop Pasture-DW-072518 ...	3.76e2	9.9	YES
3	3 13C3-PFHxS	1802055-03 Shop Pasture-DW-072518 ...	3.87e1	8.2	YES
4	4 13C8-PFOA	1802055-03 Shop Pasture-DW-072518 ...	3.62e2	8.6	YES
5	5 13C9-PFNA	1802055-03 Shop Pasture-DW-072518 ...	3.83e2	10.3	YES
6	6 13C4-PFOS	1802055-03 Shop Pasture-DW-072518 ...	5.03e1	9.0	YES
7	7 13C6-PFDA	1802055-03 Shop Pasture-DW-072518 ...	4.25e2	11.0	YES
8	8 13C7-PFUdA	1802055-03 Shop Pasture-DW-072518 ...	3.76e2	8.7	YES

Name: 180816M1_70, Date: 17-Aug-2018, Time: 06:29:00, ID: 1802055-04 Shop Pasture-FB-072518 0.24217, Description: Shop Pasture-FB-072518

	# Name	ID	Area	%Rec	Area Out
1	1 13C4-PFBA	1802055-04 Shop Pasture-FB-072518 0...	1.05e3	51.7	NO
2	2 13C5-PFHxA	1802055-04 Shop Pasture-FB-072518 0...	2.09e3	55.4	NO
3	3 13C3-PFHxS	1802055-04 Shop Pasture-FB-072518 0...	2.47e2	52.2	NO
4	4 13C8-PFOA	1802055-04 Shop Pasture-FB-072518 0...	2.36e3	56.2	NO
5	5 13C9-PFNA	1802055-04 Shop Pasture-FB-072518 0...	2.40e3	64.2	NO
6	6 13C4-PFOS	1802055-04 Shop Pasture-FB-072518 0...	3.00e2	53.7	NO
7	7 13C6-PFDA	1802055-04 Shop Pasture-FB-072518 0...	1.93e3	50.0	NO
8	8 13C7-PFUdA	1802055-04 Shop Pasture-FB-072518 0...	2.31e3	53.5	NO

Dataset: Untitled

Last Altered: Friday, August 17, 2018 15:02:35 Pacific Daylight Time
Printed: Friday, August 17, 2018 15:03:54 Pacific Daylight Time

Name: 180816M1_71, Date: 17-Aug-2018, Time: 06:39:46, ID: 1802055-05 Welder HQ-DW-072518 0.24023, Description: Welder HQ-DW-072518

	#	Name	ID	Area	%Rec	Area Out
1	1	13C4-PFBA	1802055-05 Welder HQ-DW-072518 0.2...	9.38e2	46.2	YES
2	2	13C5-PFHxA	1802055-05 Welder HQ-DW-072518 0.2...	1.80e3	47.8	YES
3	3	13C3-PFHxS	1802055-05 Welder HQ-DW-072518 0.2...	2.70e2	57.2	NO
4	4	13C8-PFOA	1802055-05 Welder HQ-DW-072518 0.2...	1.99e3	47.3	YES
5	5	13C9-PFNA	1802055-05 Welder HQ-DW-072518 0.2...	1.83e3	49.2	YES
6	6	13C4-PFOS	1802055-05 Welder HQ-DW-072518 0.2...	2.77e2	49.6	YES
7	7	13C6-PFDA	1802055-05 Welder HQ-DW-072518 0.2...	1.78e3	46.1	YES
8	8	13C7-PFUdA	1802055-05 Welder HQ-DW-072518 0.2...	1.93e3	44.7	YES

Name: 180816M1_72, Date: 17-Aug-2018, Time: 06:50:27, ID: 1802055-06 Welder HQ-FB-072518 0.24084, Description: Welder HQ-FB-072518

	#	Name	ID	Area	%Rec	Area Out
1	1	13C4-PFBA	1802055-06 Welder HQ-FB-072518 0.2...	1.14e3	56.3	NO
2	2	13C5-PFHxA	1802055-06 Welder HQ-FB-072518 0.2...	2.20e3	58.3	NO
3	3	13C3-PFHxS	1802055-06 Welder HQ-FB-072518 0.2...	2.84e2	60.1	NO
4	4	13C8-PFOA	1802055-06 Welder HQ-FB-072518 0.2...	2.47e3	58.7	NO
5	5	13C9-PFNA	1802055-06 Welder HQ-FB-072518 0.2...	2.36e3	63.3	NO
6	6	13C4-PFOS	1802055-06 Welder HQ-FB-072518 0.2...	2.92e2	52.2	NO
7	7	13C6-PFDA	1802055-06 Welder HQ-FB-072518 0.2...	2.20e3	56.9	NO
8	8	13C7-PFUdA	1802055-06 Welder HQ-FB-072518 0.2...	2.46e3	56.8	NO

Name: 180816M1_73, Date: 17-Aug-2018, Time: 07:01:14, ID: 1802055-07 Lupes House-DW-072518 0.23934, Description: Lupes House-DW-072518

	#	Name	ID	Area	%Rec	Area Out
1	1	13C4-PFBA	1802055-07 Lupes House-DW-072518 ...	3.75e2	18.5	YES
2	2	13C5-PFHxA	1802055-07 Lupes House-DW-072518 ...	7.73e2	20.5	YES
3	3	13C3-PFHxS	1802055-07 Lupes House-DW-072518 ...	9.13e1	19.3	YES
4	4	13C8-PFOA	1802055-07 Lupes House-DW-072518 ...	8.13e2	19.3	YES
5	5	13C9-PFNA	1802055-07 Lupes House-DW-072518 ...	7.94e2	21.3	YES
6	6	13C4-PFOS	1802055-07 Lupes House-DW-072518 ...	1.22e2	21.9	YES
7	7	13C6-PFDA	1802055-07 Lupes House-DW-072518 ...	5.55e2	14.3	YES
8	8	13C7-PFUdA	1802055-07 Lupes House-DW-072518 ...	8.60e2	19.9	YES

Name: 180816M1_74, Date: 17-Aug-2018, Time: 07:11:55, ID: 1802055-08 Lupes House-FB-072518 0.22021, Description: Lupes House-FB-072518

	#	Name	ID	Area	%Rec	Area Out
1	1	13C4-PFBA	1802055-08 Lupes House-FB-072518 0....	5.24e2	25.8	YES
2	2	13C5-PFHxA	1802055-08 Lupes House-FB-072518 0....	1.05e3	27.9	YES
3	3	13C3-PFHxS	1802055-08 Lupes House-FB-072518 0....	1.11e2	23.6	YES
4	4	13C8-PFOA	1802055-08 Lupes House-FB-072518 0....	1.09e3	25.9	YES
5	5	13C9-PFNA	1802055-08 Lupes House-FB-072518 0....	1.16e3	31.0	YES
6	6	13C4-PFOS	1802055-08 Lupes House-FB-072518 0....	1.54e2	27.5	YES
7	7	13C6-PFDA	1802055-08 Lupes House-FB-072518 0....	9.20e2	23.8	YES
8	8	13C7-PFUdA	1802055-08 Lupes House-FB-072518 0....	1.13e3	26.2	YES

Dataset: Untitled

Last Altered: Friday, August 17, 2018 15:02:35 Pacific Daylight Time
Printed: Friday, August 17, 2018 15:03:54 Pacific Daylight Time

Name: 180816M1_75, Date: 17-Aug-2018, Time: 07:22:42, ID: 1802055-09 Charlies-DW-072518 0.24358, Description: Charlies-DW-072518

	#	Name	ID	Area	%Rec	Area Out
1	1	13C4-PFBA	1802055-09 Charlies-DW-072518 0.243...	5.92e2	29.2	YES
2	2	13C5-PFHxA	1802055-09 Charlies-DW-072518 0.243...	1.14e3	30.1	YES
3	3	13C3-PFHxS	1802055-09 Charlies-DW-072518 0.243...	1.46e2	31.0	YES
4	4	13C8-PFOA	1802055-09 Charlies-DW-072518 0.243...	1.31e3	31.2	YES
5	5	13C9-PFNA	1802055-09 Charlies-DW-072518 0.243...	1.24e3	33.3	YES
6	6	13C4-PFOS	1802055-09 Charlies-DW-072518 0.243...	1.91e2	34.1	YES
7	7	13C6-PFDA	1802055-09 Charlies-DW-072518 0.243...	1.22e3	31.4	YES
8	8	13C7-PFUdA	1802055-09 Charlies-DW-072518 0.243...	1.32e3	30.4	YES

Name: 180816M1_76, Date: 17-Aug-2018, Time: 07:33:23, ID: 1802055-10 Charlies-FB-072518 0.2447, Description: Charlies-FB-072518

	#	Name	ID	Area	%Rec	Area Out
1	1	13C4-PFBA	1802055-10 Charlies-FB-072518 0.2447	4.81e2	23.7	YES
2	2	13C5-PFHxA	1802055-10 Charlies-FB-072518 0.2447	8.87e2	23.5	YES
3	3	13C3-PFHxS	1802055-10 Charlies-FB-072518 0.2447	1.05e2	22.3	YES
4	4	13C8-PFOA	1802055-10 Charlies-FB-072518 0.2447	1.02e3	24.1	YES
5	5	13C9-PFNA	1802055-10 Charlies-FB-072518 0.2447	9.81e2	26.3	YES
6	6	13C4-PFOS	1802055-10 Charlies-FB-072518 0.2447	1.31e2	23.3	YES
7	7	13C6-PFDA	1802055-10 Charlies-FB-072518 0.2447	9.45e2	24.4	YES
8	8	13C7-PFUdA	1802055-10 Charlies-FB-072518 0.2447	9.96e2	23.0	YES

Name: 180816M1_77, Date: 17-Aug-2018, Time: 07:44:09, ID: 1802055-11 Hortzendorf-DW-072518 0.23788, Description: Hortzendorf-DW-072518

	#	Name	ID	Area	%Rec	Area Out
1	1	13C4-PFBA	1802055-11 Hortzendorf-DW-072518 0....	5.89e2	29.0	YES
2	2	13C5-PFHxA	1802055-11 Hortzendorf-DW-072518 0....	1.09e3	28.8	YES
3	3	13C3-PFHxS	1802055-11 Hortzendorf-DW-072518 0....	1.55e2	32.8	YES
4	4	13C8-PFOA	1802055-11 Hortzendorf-DW-072518 0....	1.19e3	28.4	YES
5	5	13C9-PFNA	1802055-11 Hortzendorf-DW-072518 0....	1.28e3	34.3	YES
6	6	13C4-PFOS	1802055-11 Hortzendorf-DW-072518 0....	1.71e2	30.6	YES
7	7	13C6-PFDA	1802055-11 Hortzendorf-DW-072518 0....	1.07e3	27.5	YES
8	8	13C7-PFUdA	1802055-11 Hortzendorf-DW-072518 0....	1.33e3	30.7	YES

Name: 180816M1_78, Date: 17-Aug-2018, Time: 07:54:50, ID: 1802055-12 Hortzendorf-FB-072518 0.2423, Description: Hortzendorf-FB-072518

	#	Name	ID	Area	%Rec	Area Out
1	1	13C4-PFBA	1802055-12 Hortzendorf-FB-072518 0.2...	7.26e2	35.8	YES
2	2	13C5-PFHxA	1802055-12 Hortzendorf-FB-072518 0.2...	1.43e3	37.8	YES
3	3	13C3-PFHxS	1802055-12 Hortzendorf-FB-072518 0.2...	1.80e2	38.1	YES
4	4	13C8-PFOA	1802055-12 Hortzendorf-FB-072518 0.2...	1.63e3	38.8	YES
5	5	13C9-PFNA	1802055-12 Hortzendorf-FB-072518 0.2...	1.48e3	39.8	YES
6	6	13C4-PFOS	1802055-12 Hortzendorf-FB-072518 0.2...	2.23e2	39.9	YES
7	7	13C6-PFDA	1802055-12 Hortzendorf-FB-072518 0.2...	1.32e3	34.1	YES
8	8	13C7-PFUdA	1802055-12 Hortzendorf-FB-072518 0.2...	1.50e3	34.7	YES

Dataset: Untitled

Last Altered: Friday, August 17, 2018 15:02:35 Pacific Daylight Time
Printed: Friday, August 17, 2018 15:03:54 Pacific Daylight Time

Name: 180816M1_79, Date: 17-Aug-2018, Time: 08:05:37, ID: 1802055-13 Charlies Pasture-DW-072518 0.24128, Description: Charlies Pasture-DW-072518

	#	Name	ID	Area	%Rec	Area Out
1	1	13C4-PFBA	1802055-13 Charlies Pasture-DW-0725...	3.28e2	16.2	YES
2	2	13C5-PFHxA	1802055-13 Charlies Pasture-DW-0725...	6.06e2	16.0	YES
3	3	13C3-PFHxS	1802055-13 Charlies Pasture-DW-0725...	9.31e1	19.7	YES
4	4	13C8-PFOA	1802055-13 Charlies Pasture-DW-0725...	6.87e2	16.3	YES
5	5	13C9-PFNA	1802055-13 Charlies Pasture-DW-0725...	6.50e2	17.4	YES
6	6	13C4-PFOS	1802055-13 Charlies Pasture-DW-0725...	7.08e1	12.7	YES
7	7	13C6-PFDA	1802055-13 Charlies Pasture-DW-0725...	5.96e2	15.4	YES
8	8	13C7-PFUdA	1802055-13 Charlies Pasture-DW-0725...	6.79e2	15.7	YES

Name: 180816M1_80, Date: 17-Aug-2018, Time: 08:16:17, ID: 1802055-14 Charlies Pasture-FB-072518 0.23717, Description: Charlies Pasture-FB-072518

	#	Name	ID	Area	%Rec	Area Out
1	1	13C4-PFBA	1802055-14 Charlies Pasture-FB-07251...	8.68e2	42.8	YES
2	2	13C5-PFHxA	1802055-14 Charlies Pasture-FB-07251...	1.61e3	42.7	YES
3	3	13C3-PFHxS	1802055-14 Charlies Pasture-FB-07251...	1.76e2	37.3	YES
4	4	13C8-PFOA	1802055-14 Charlies Pasture-FB-07251...	1.74e3	41.4	YES
5	5	13C9-PFNA	1802055-14 Charlies Pasture-FB-07251...	1.60e3	42.8	YES
6	6	13C4-PFOS	1802055-14 Charlies Pasture-FB-07251...	1.61e2	28.8	YES
7	7	13C6-PFDA	1802055-14 Charlies Pasture-FB-07251...	1.54e3	39.7	YES
8	8	13C7-PFUdA	1802055-14 Charlies Pasture-FB-07251...	1.83e3	42.2	YES

Name: 180816M1_81, Date: 17-Aug-2018, Time: 08:27:04, ID: 1802055-15 Shooting Range 1-DW-072518 0.24283, Description: Shooting Range 1-DW-072518

	#	Name	ID	Area	%Rec	Area Out
1	1	13C4-PFBA	1802055-15 Shooting Range 1-DW-072...	5.31e2	26.2	YES
2	2	13C5-PFHxA	1802055-15 Shooting Range 1-DW-072...	1.04e3	27.6	YES
3	3	13C3-PFHxS	1802055-15 Shooting Range 1-DW-072...	1.34e2	28.5	YES
4	4	13C8-PFOA	1802055-15 Shooting Range 1-DW-072...	1.10e3	26.0	YES
5	5	13C9-PFNA	1802055-15 Shooting Range 1-DW-072...	1.17e3	31.4	YES
6	6	13C4-PFOS	1802055-15 Shooting Range 1-DW-072...	1.38e2	24.6	YES
7	7	13C6-PFDA	1802055-15 Shooting Range 1-DW-072...	8.70e2	22.5	YES
8	8	13C7-PFUdA	1802055-15 Shooting Range 1-DW-072...	1.07e3	24.8	YES

Name: 180816M1_82, Date: 17-Aug-2018, Time: 08:37:44, ID: 1802055-16 Shooting Range 1-FB-072518 0.23819, Description: Shooting Range 1-FB-072518

	#	Name	ID	Area	%Rec	Area Out
1	1	13C4-PFBA	1802055-16 Shooting Range 1-FB-0725...	5.07e2	25.0	YES
2	2	13C5-PFHxA	1802055-16 Shooting Range 1-FB-0725...	9.99e2	26.5	YES
3	3	13C3-PFHxS	1802055-16 Shooting Range 1-FB-0725...	1.43e2	30.3	YES
4	4	13C8-PFOA	1802055-16 Shooting Range 1-FB-0725...	1.10e3	26.1	YES
5	5	13C9-PFNA	1802055-16 Shooting Range 1-FB-0725...	9.74e2	26.1	YES
6	6	13C4-PFOS	1802055-16 Shooting Range 1-FB-0725...	1.12e2	20.1	YES
7	7	13C6-PFDA	1802055-16 Shooting Range 1-FB-0725...	8.87e2	22.9	YES
8	8	13C7-PFUdA	1802055-16 Shooting Range 1-FB-0725...	1.02e3	23.5	YES

Dataset: Untitled

Last Altered: Friday, August 17, 2018 15:02:35 Pacific Daylight Time
Printed: Friday, August 17, 2018 15:03:54 Pacific Daylight Time

Name: 180816M1_83, Date: 17-Aug-2018, Time: 08:48:30, ID: 1802055-17 DUP-1 0.24858, Description: DUP-1

	#	Name	ID	Area	%Rec	Area Out
1	1	13C4-PFBA	1802055-17 DUP-1 0.24858	1.04e3	51.1	NO
2	2	13C5-PFHxA	1802055-17 DUP-1 0.24858	2.04e3	54.1	NO
3	3	13C3-PFHxS	1802055-17 DUP-1 0.24858	2.86e2	60.6	NO
4	4	13C8-PFOA	1802055-17 DUP-1 0.24858	2.18e3	51.7	NO
5	5	13C9-PFNA	1802055-17 DUP-1 0.24858	2.05e3	54.9	NO
6	6	13C4-PFOS	1802055-17 DUP-1 0.24858	3.23e2	57.7	NO
7	7	13C6-PFDA	1802055-17 DUP-1 0.24858	1.93e3	49.9	NO
8	8	13C7-PFUdA	1802055-17 DUP-1 0.24858	2.15e3	49.7	YES

Name: 180816M1_84, Date: 17-Aug-2018, Time: 08:59:11, ID: 1801674-06 271 Stage Rd 0.11887, Description: 271 Stage Rd

	#	Name	ID	Area	%Rec	Area Out
1	1	13C4-PFBA	1801674-06 271 Stage Rd 0.11887	1.89e3	93.3	NO
2	2	13C5-PFHxA	1801674-06 271 Stage Rd 0.11887	3.67e3	97.3	NO
3	3	13C3-PFHxS	1801674-06 271 Stage Rd 0.11887	4.87e2	103.1	NO
4	4	13C8-PFOA	1801674-06 271 Stage Rd 0.11887	3.86e3	91.9	NO
5	5	13C9-PFNA	1801674-06 271 Stage Rd 0.11887	3.61e3	96.8	NO
6	6	13C4-PFOS	1801674-06 271 Stage Rd 0.11887	5.41e2	96.7	NO
7	7	13C6-PFDA	1801674-06 271 Stage Rd 0.11887	3.31e3	85.6	NO
8	8	13C7-PFUdA	1801674-06 271 Stage Rd 0.11887	2.92e3	67.5	NO

Name: 180816M1_85, Date: 17-Aug-2018, Time: 09:09:58, ID: IPA, Description: IPA

	#	Name	ID	Area	%Rec	Area Out
1	1	13C4-PFBA	IPA			NO
2	2	13C5-PFHxA	IPA			NO
3	3	13C3-PFHxS	IPA			NO
4	4	13C8-PFOA	IPA			NO
5	5	13C9-PFNA	IPA			NO
6	6	13C4-PFOS	IPA			NO
7	7	13C6-PFDA	IPA			NO
8	8	13C7-PFUdA	IPA			NO

Name: 180816M1_86, Date: 17-Aug-2018, Time: 09:20:38, ID: ST180816M1-15 PFC CS3 18H0906, Description: PFC CS3 18H0906

	#	Name	ID	Area	%Rec	Area Out
1	1	13C4-PFBA	ST180816M1-15 PFC CS3 18H0906	2.78e3	136.8	NO
2	2	13C5-PFHxA	ST180816M1-15 PFC CS3 18H0906	5.25e3	138.9	NO
3	3	13C3-PFHxS	ST180816M1-15 PFC CS3 18H0906	6.16e2	130.4	NO
4	4	13C8-PFOA	ST180816M1-15 PFC CS3 18H0906	5.93e3	140.9	NO
5	5	13C9-PFNA	ST180816M1-15 PFC CS3 18H0906	5.40e3	144.8	NO
6	6	13C4-PFOS	ST180816M1-15 PFC CS3 18H0906	7.56e2	135.2	NO
7	7	13C6-PFDA	ST180816M1-15 PFC CS3 18H0906	5.11e3	132.1	NO
8	8	13C7-PFUdA	ST180816M1-15 PFC CS3 18H0906	5.63e3	130.2	NO

Dataset: Untitled

Last Altered: Friday, August 17, 2018 15:02:35 Pacific Daylight Time
Printed: Friday, August 17, 2018 15:03:54 Pacific Daylight Time

Name: 180816M1_87, Date: 17-Aug-2018, Time: 09:31:26, ID: 1801681-01 CA-MW-5 0.1185, Description: CA-MW-5

	# Name	ID	Area	%Rec	Area Out
1	1 13C4-PFBA	1801681-01 CA-MW-5 0.1185	2.15e3	106.2	NO
2	2 13C5-PFHxA	1801681-01 CA-MW-5 0.1185	4.19e3	110.9	NO
3	3 13C3-PFHxS	1801681-01 CA-MW-5 0.1185	5.39e2	114.2	NO
4	4 13C8-PFOA	1801681-01 CA-MW-5 0.1185	4.81e3	114.4	NO
5	5 13C9-PFNA	1801681-01 CA-MW-5 0.1185	4.02e3	107.7	NO
6	6 13C4-PFOS	1801681-01 CA-MW-5 0.1185	5.89e2	105.3	NO
7	7 13C6-PFDA	1801681-01 CA-MW-5 0.1185	3.32e3	85.8	NO
8	8 13C7-PFUdA	1801681-01 CA-MW-5 0.1185	2.28e3	52.6	NO

Name: 180816M1_88, Date: 17-Aug-2018, Time: 09:42:11, ID: 1801681-02 CA-MW-DUP-10 0.11809, Description: CA-MW-DUP-10

	# Name	ID	Area	%Rec	Area Out
1	1 13C4-PFBA	1801681-02 CA-MW-DUP-10 0.11809	1.77e3	87.2	NO
2	2 13C5-PFHxA	1801681-02 CA-MW-DUP-10 0.11809	3.40e3	90.2	NO
3	3 13C3-PFHxS	1801681-02 CA-MW-DUP-10 0.11809	4.45e2	94.1	NO
4	4 13C8-PFOA	1801681-02 CA-MW-DUP-10 0.11809	3.41e3	81.2	NO
5	5 13C9-PFNA	1801681-02 CA-MW-DUP-10 0.11809	3.17e3	85.0	NO
6	6 13C4-PFOS	1801681-02 CA-MW-DUP-10 0.11809	4.48e2	80.0	NO
7	7 13C6-PFDA	1801681-02 CA-MW-DUP-10 0.11809	2.41e3	62.3	NO
8	8 13C7-PFUdA	1801681-02 CA-MW-DUP-10 0.11809	2.04e3	47.2	YES

Name: 180816M1_89, Date: 17-Aug-2018, Time: 09:52:52, ID: 1801681-03 CA-MW-4 0.11748, Description: CA-MW-4

	# Name	ID	Area	%Rec	Area Out
1	1 13C4-PFBA	1801681-03 CA-MW-4 0.11748	1.58e3	77.8	NO
2	2 13C5-PFHxA	1801681-03 CA-MW-4 0.11748	3.21e3	84.9	NO
3	3 13C3-PFHxS	1801681-03 CA-MW-4 0.11748	3.96e2	83.8	NO
4	4 13C8-PFOA	1801681-03 CA-MW-4 0.11748	3.42e3	81.3	NO
5	5 13C9-PFNA	1801681-03 CA-MW-4 0.11748	2.81e3	75.4	NO
6	6 13C4-PFOS	1801681-03 CA-MW-4 0.11748	3.33e2	59.6	NO
7	7 13C6-PFDA	1801681-03 CA-MW-4 0.11748	2.28e3	58.9	NO
8	8 13C7-PFUdA	1801681-03 CA-MW-4 0.11748	1.96e3	45.4	YES

Name: 180816M1_90, Date: 17-Aug-2018, Time: 10:03:38, ID: 1801681-04 CA-MW-10 0.1198, Description: CA-MW-10

	# Name	ID	Area	%Rec	Area Out
1	1 13C4-PFBA	1801681-04 CA-MW-10 0.1198	1.27e3	62.4	NO
2	2 13C5-PFHxA	1801681-04 CA-MW-10 0.1198	2.36e3	62.5	NO
3	3 13C3-PFHxS	1801681-04 CA-MW-10 0.1198	3.41e2	72.3	NO
4	4 13C8-PFOA	1801681-04 CA-MW-10 0.1198	2.47e3	58.8	NO
5	5 13C9-PFNA	1801681-04 CA-MW-10 0.1198	2.34e3	62.8	NO
6	6 13C4-PFOS	1801681-04 CA-MW-10 0.1198	3.20e2	57.2	NO
7	7 13C6-PFDA	1801681-04 CA-MW-10 0.1198	2.19e3	56.5	NO
8	8 13C7-PFUdA	1801681-04 CA-MW-10 0.1198	1.76e3	40.8	YES

Dataset: Untitled

Last Altered: Friday, August 17, 2018 15:02:35 Pacific Daylight Time
Printed: Friday, August 17, 2018 15:03:54 Pacific Daylight Time

Name: 180816M1_91, Date: 17-Aug-2018, Time: 10:14:19, ID: 1801681-05 CA-MW-3 0.11922, Description: CA-MW-3

	#	Name	ID	Area	%Rec	Area Out
1	1	13C4-PFBA	1801681-05 CA-MW-3 0.11922	2.26e3	111.2	NO
2	2	13C5-PFHxA	1801681-05 CA-MW-3 0.11922	4.30e3	113.8	NO
3	3	13C3-PFHxS	1801681-05 CA-MW-3 0.11922	5.77e2	122.1	NO
4	4	13C8-PFOA	1801681-05 CA-MW-3 0.11922	4.67e3	111.1	NO
5	5	13C9-PFNA	1801681-05 CA-MW-3 0.11922	4.45e3	119.2	NO
6	6	13C4-PFOS	1801681-05 CA-MW-3 0.11922	6.96e2	124.5	NO
7	7	13C6-PFDA	1801681-05 CA-MW-3 0.11922	3.59e3	92.8	NO
8	8	13C7-PFUdA	1801681-05 CA-MW-3 0.11922	3.46e3	79.9	NO

Name: 180816M1_92, Date: 17-Aug-2018, Time: 10:25:06, ID: 1801681-06 CA-MW-8 0.12199, Description: CA-MW-8

	#	Name	ID	Area	%Rec	Area Out
1	1	13C4-PFBA	1801681-06 CA-MW-8 0.12199	1.61e3	79.2	NO
2	2	13C5-PFHxA	1801681-06 CA-MW-8 0.12199	3.03e3	80.2	NO
3	3	13C3-PFHxS	1801681-06 CA-MW-8 0.12199	3.97e2	84.2	NO
4	4	13C8-PFOA	1801681-06 CA-MW-8 0.12199	3.44e3	81.7	NO
5	5	13C9-PFNA	1801681-06 CA-MW-8 0.12199	3.03e3	81.2	NO
6	6	13C4-PFOS	1801681-06 CA-MW-8 0.12199	4.39e2	78.6	NO
7	7	13C6-PFDA	1801681-06 CA-MW-8 0.12199	2.66e3	68.8	NO
8	8	13C7-PFUdA	1801681-06 CA-MW-8 0.12199	1.99e3	46.0	YES

Name: 180816M1_93, Date: 17-Aug-2018, Time: 10:35:47, ID: 1801681-07 CA-MW-9 0.11059, Description: CA-MW-9

	#	Name	ID	Area	%Rec	Area Out
1	1	13C4-PFBA	1801681-07 CA-MW-9 0.11059	1.71e3	84.4	NO
2	2	13C5-PFHxA	1801681-07 CA-MW-9 0.11059	3.30e3	87.3	NO
3	3	13C3-PFHxS	1801681-07 CA-MW-9 0.11059	3.46e2	73.3	NO
4	4	13C8-PFOA	1801681-07 CA-MW-9 0.11059	3.23e3	76.8	NO
5	5	13C9-PFNA	1801681-07 CA-MW-9 0.11059	3.10e3	83.1	NO
6	6	13C4-PFOS	1801681-07 CA-MW-9 0.11059	4.61e2	82.5	NO
7	7	13C6-PFDA	1801681-07 CA-MW-9 0.11059	2.53e3	65.4	NO
8	8	13C7-PFUdA	1801681-07 CA-MW-9 0.11059	1.93e3	44.5	YES

Name: 180816M1_94, Date: 17-Aug-2018, Time: 10:46:34, ID: 1801681-08 CA-MW-2 0.12511, Description: CA-MW-2

	#	Name	ID	Area	%Rec	Area Out
1	1	13C4-PFBA	1801681-08 CA-MW-2 0.12511	1.37e3	67.5	NO
2	2	13C5-PFHxA	1801681-08 CA-MW-2 0.12511	2.63e3	69.8	NO
3	3	13C3-PFHxS	1801681-08 CA-MW-2 0.12511	3.62e2	76.6	NO
4	4	13C8-PFOA	1801681-08 CA-MW-2 0.12511	3.00e3	71.3	NO
5	5	13C9-PFNA	1801681-08 CA-MW-2 0.12511	2.44e3	65.5	NO
6	6	13C4-PFOS	1801681-08 CA-MW-2 0.12511	3.32e2	59.4	NO
7	7	13C6-PFDA	1801681-08 CA-MW-2 0.12511	1.92e3	49.5	YES
8	8	13C7-PFUdA	1801681-08 CA-MW-2 0.12511	1.55e3	35.9	YES

Dataset: Untitled

Last Altered: Friday, August 17, 2018 15:02:35 Pacific Daylight Time
Printed: Friday, August 17, 2018 15:03:54 Pacific Daylight Time

Name: 180816M1_95, Date: 17-Aug-2018, Time: 10:57:15, ID: 1801681-09 CA-MW-6 0.11796, Description: CA-MW-6

	#	Name	ID	Area	%Rec	Area Out
1	1	13C4-PFBA	1801681-09 CA-MW-6 0.11796	9.07e2	44.7	YES
2	2	13C5-PFHxA	1801681-09 CA-MW-6 0.11796	1.59e3	42.1	YES
3	3	13C3-PFHxS	1801681-09 CA-MW-6 0.11796	2.31e2	48.8	YES
4	4	13C8-PFOA	1801681-09 CA-MW-6 0.11796	1.82e3	43.3	YES
5	5	13C9-PFNA	1801681-09 CA-MW-6 0.11796	1.68e3	45.1	YES
6	6	13C4-PFOS	1801681-09 CA-MW-6 0.11796	2.27e2	40.5	YES
7	7	13C6-PFDA	1801681-09 CA-MW-6 0.11796	1.28e3	33.0	YES
8	8	13C7-PFUdA	1801681-09 CA-MW-6 0.11796	1.09e3	25.2	YES

Name: 180816M1_96, Date: 17-Aug-2018, Time: 11:08:01, ID: 1801681-10 CA-MW-7 0.1137, Description: CA-MW-7

	#	Name	ID	Area	%Rec	Area Out
1	1	13C4-PFBA	1801681-10 CA-MW-7 0.1137	1.35e3	66.4	NO
2	2	13C5-PFHxA	1801681-10 CA-MW-7 0.1137	2.70e3	71.4	NO
3	3	13C3-PFHxS	1801681-10 CA-MW-7 0.1137	4.00e2	84.7	NO
4	4	13C8-PFOA	1801681-10 CA-MW-7 0.1137	3.05e3	72.5	NO
5	5	13C9-PFNA	1801681-10 CA-MW-7 0.1137	2.76e3	74.0	NO
6	6	13C4-PFOS	1801681-10 CA-MW-7 0.1137	3.78e2	67.5	NO
7	7	13C6-PFDA	1801681-10 CA-MW-7 0.1137	2.32e3	59.9	NO
8	8	13C7-PFUdA	1801681-10 CA-MW-7 0.1137	2.13e3	49.3	YES

Name: 180816M1_97, Date: 17-Aug-2018, Time: 11:18:42, ID: IPA, Description: IPA

	#	Name	ID	Area	%Rec	Area Out
1	1	13C4-PFBA	IPA			NO
2	2	13C5-PFHxA	IPA			NO
3	3	13C3-PFHxS	IPA			NO
4	4	13C8-PFOA	IPA			NO
5	5	13C9-PFNA	IPA			NO
6	6	13C4-PFOS	IPA			NO
7	7	13C6-PFDA	IPA			NO
8	8	13C7-PFUdA	IPA			NO

Name: 180816M1_98, Date: 17-Aug-2018, Time: 11:29:29, ID: ST180816M1-16 PFC CS3 18H0906, Description: PFC CS3 18H0906

	#	Name	ID	Area	%Rec	Area Out
1	1	13C4-PFBA	ST180816M1-16 PFC CS3 18H0906	1.13e3	55.5	NO
2	2	13C5-PFHxA	ST180816M1-16 PFC CS3 18H0906	2.16e3	57.2	NO
3	3	13C3-PFHxS	ST180816M1-16 PFC CS3 18H0906	2.71e2	57.3	NO
4	4	13C8-PFOA	ST180816M1-16 PFC CS3 18H0906	2.44e3	58.0	NO
5	5	13C9-PFNA	ST180816M1-16 PFC CS3 18H0906	2.19e3	58.8	NO
6	6	13C4-PFOS	ST180816M1-16 PFC CS3 18H0906	3.46e2	61.8	NO
7	7	13C6-PFDA	ST180816M1-16 PFC CS3 18H0906	2.07e3	53.4	NO
8	8	13C7-PFUdA	ST180816M1-16 PFC CS3 18H0906	2.37e3	54.9	NO

Dataset: Untitled

Last Altered: Friday, August 17, 2018 15:02:35 Pacific Daylight Time
Printed: Friday, August 17, 2018 15:03:54 Pacific Daylight Time

Name: 180816M1_99, Date: 17-Aug-2018, Time: 11:52:11, ID: 1801766-06 IS720W03S-20180712 0.2337, Description: IS720W03S-20180712

	#	Name	ID	Area	%Rec	Area Out
1	1	13C4-PFBA	1801766-06 IS720W03S-20180712 0.2...	9.76e2	48.1	YES
2	2	13C5-PFHxA	1801766-06 IS720W03S-20180712 0.2...	1.64e3	43.5	YES
3	3	13C3-PFHxS	1801766-06 IS720W03S-20180712 0.2...	3.49e2	73.9	NO
4	4	13C8-PFOA	1801766-06 IS720W03S-20180712 0.2...	1.49e3	35.4	YES
5	5	13C9-PFNA	1801766-06 IS720W03S-20180712 0.2...	1.26e3	33.8	YES
6	6	13C4-PFOS	1801766-06 IS720W03S-20180712 0.2...	3.08e2	55.1	NO
7	7	13C6-PFDA	1801766-06 IS720W03S-20180712 0.2...	1.13e3	29.3	YES
8	8	13C7-PFUdA	1801766-06 IS720W03S-20180712 0.2...	1.42e3	32.9	YES

Name: 180816M1_100, Date: 17-Aug-2018, Time: 12:02:56, ID: 1801766-05@40X DUP01-20180712 0.24862, Description: DUP01-20180712

	#	Name	ID	Area	%Rec	Area Out
1	1	13C4-PFBA	1801766-05@40X DUP01-20180712 0....	4.55e1	2241.0	YES
2	2	13C5-PFHxA	1801766-05@40X DUP01-20180712 0....	7.19e1	1903.3	YES
3	3	13C3-PFHxS	1801766-05@40X DUP01-20180712 0....	7.44e0	1575.8	YES
4	4	13C8-PFOA	1801766-05@40X DUP01-20180712 0....	9.37e1	2227.7	YES
5	5	13C9-PFNA	1801766-05@40X DUP01-20180712 0....	8.77e1	2351.1	YES
6	6	13C4-PFOS	1801766-05@40X DUP01-20180712 0....			NO
7	7	13C6-PFDA	1801766-05@40X DUP01-20180712 0....	6.62e1	1711.6	YES
8	8	13C7-PFUdA	1801766-05@40X DUP01-20180712 0....	8.39e1	1940.0	YES

Name: 180816M1_101, Date: 17-Aug-2018, Time: 12:13:37, ID: 1801766-07@40X I012MW13S-20180712 0.22806, Description: I012MW13S-20180712

	#	Name	ID	Area	%Rec	Area Out
1	1	13C4-PFBA	1801766-07@40X I012MW13S-201807...	4.01e1	2.0	YES
2	2	13C5-PFHxA	1801766-07@40X I012MW13S-201807...	6.21e1	1.6	YES
3	3	13C3-PFHxS	1801766-07@40X I012MW13S-201807...	5.80e0	1.2	YES
4	4	13C8-PFOA	1801766-07@40X I012MW13S-201807...	4.27e1	1.0	YES
5	5	13C9-PFNA	1801766-07@40X I012MW13S-201807...	7.42e1	2.0	YES
6	6	13C4-PFOS	1801766-07@40X I012MW13S-201807...			NO
7	7	13C6-PFDA	1801766-07@40X I012MW13S-201807...	4.80e1	1.2	YES
8	8	13C7-PFUdA	1801766-07@40X I012MW13S-201807...	1.03e2	2.4	YES

Name: 180816M1_102, Date: 17-Aug-2018, Time: 12:24:24, ID: 1801681-11 Field Blank-0710 0.11847, Description: Field Blank-0710

	#	Name	ID	Area	%Rec	Area Out
1	1	13C4-PFBA	1801681-11 Field Blank-0710 0.11847	1.59e3	78.2	NO
2	2	13C5-PFHxA	1801681-11 Field Blank-0710 0.11847	2.94e3	77.9	NO
3	3	13C3-PFHxS	1801681-11 Field Blank-0710 0.11847	3.43e2	72.7	NO
4	4	13C8-PFOA	1801681-11 Field Blank-0710 0.11847	3.49e3	82.9	NO
5	5	13C9-PFNA	1801681-11 Field Blank-0710 0.11847	3.15e3	84.6	NO
6	6	13C4-PFOS	1801681-11 Field Blank-0710 0.11847	4.10e2	73.3	NO
7	7	13C6-PFDA	1801681-11 Field Blank-0710 0.11847	2.32e3	60.0	NO
8	8	13C7-PFUdA	1801681-11 Field Blank-0710 0.11847	1.92e3	44.4	YES

Dataset: Untitled

Last Altered: Friday, August 17, 2018 15:02:35 Pacific Daylight Time
Printed: Friday, August 17, 2018 15:03:54 Pacific Daylight Time

Name: 180816M1_103, Date: 17-Aug-2018, Time: 12:35:04, ID: IPA, Description: IPA

	#	Name	ID	Area	%Rec	Area Out
1	1	13C4-PFBA	IPA	6.46e0	0.3	YES
2	2	13C5-PFHxA	IPA			NO
3	3	13C3-PFHxS	IPA			NO
4	4	13C8-PFOA	IPA			NO
5	5	13C9-PFNA	IPA			NO
6	6	13C4-PFOS	IPA			NO
7	7	13C6-PFDA	IPA			NO
8	8	13C7-PFUdA	IPA			NO

Name: 180816M1_104, Date: 17-Aug-2018, Time: 12:45:51, ID: ST180816M1-17 PFC CS3 18H0906, Description: PFC CS3 18H0906

	#	Name	ID	Area	%Rec	Area Out
1	1	13C4-PFBA	ST180816M1-17 PFC CS3 18H0906	1.00e3	49.5	YES
2	2	13C5-PFHxA	ST180816M1-17 PFC CS3 18H0906	1.92e3	50.9	NO
3	3	13C3-PFHxS	ST180816M1-17 PFC CS3 18H0906	2.42e2	51.2	NO
4	4	13C8-PFOA	ST180816M1-17 PFC CS3 18H0906	2.02e3	47.9	YES
5	5	13C9-PFNA	ST180816M1-17 PFC CS3 18H0906	1.95e3	52.4	NO
6	6	13C4-PFOS	ST180816M1-17 PFC CS3 18H0906	2.77e2	49.6	YES
7	7	13C6-PFDA	ST180816M1-17 PFC CS3 18H0906	1.75e3	45.3	YES
8	8	13C7-PFUdA	ST180816M1-17 PFC CS3 18H0906	2.07e3	47.8	YES

Name: 180816M1_105, Date: 17-Aug-2018, Time: 13:18:10, ID: 1801766-05RE1@20X DUP01-20180712 0.25658, Description: DUP01-20180712

	#	Name	ID	Area	%Rec	Area Out
1	1	13C4-PFBA	1801766-05RE1@20X DUP01-201807...	4.89e1	2.4	YES
2	2	13C5-PFHxA	1801766-05RE1@20X DUP01-201807...	8.58e1	2.3	YES
3	3	13C3-PFHxS	1801766-05RE1@20X DUP01-201807...	6.07e0	1.3	YES
4	4	13C8-PFOA	1801766-05RE1@20X DUP01-201807...	1.20e2	2.8	YES
5	5	13C9-PFNA	1801766-05RE1@20X DUP01-201807...	6.07e1	1.6	YES
6	6	13C4-PFOS	1801766-05RE1@20X DUP01-201807...			NO
7	7	13C6-PFDA	1801766-05RE1@20X DUP01-201807...	7.60e1	2.0	YES
8	8	13C7-PFUdA	1801766-05RE1@20X DUP01-201807...	1.13e2	2.6	YES

Name: 180816M1_106, Date: 17-Aug-2018, Time: 13:28:52, ID: 1801766-07RE1@20X I012MW13S-20180712 0.2605, Description: I012MW13S-20180712

	#	Name	ID	Area	%Rec	Area Out
1	1	13C4-PFBA	1801766-07RE1@20X I012MW13S-20...	7.42e1	3.7	YES
2	2	13C5-PFHxA	1801766-07RE1@20X I012MW13S-20...	1.55e2	4.1	YES
3	3	13C3-PFHxS	1801766-07RE1@20X I012MW13S-20...	1.11e1	2.3	YES
4	4	13C8-PFOA	1801766-07RE1@20X I012MW13S-20...	1.32e2	3.1	YES
5	5	13C9-PFNA	1801766-07RE1@20X I012MW13S-20...	1.74e2	4.7	YES
6	6	13C4-PFOS	1801766-07RE1@20X I012MW13S-20...	1.54e1	2.7	YES
7	7	13C6-PFDA	1801766-07RE1@20X I012MW13S-20...	1.85e2	4.8	YES
8	8	13C7-PFUdA	1801766-07RE1@20X I012MW13S-20...	1.67e2	3.9	YES

Dataset: Untitled

Last Altered: Friday, August 17, 2018 15:02:35 Pacific Daylight Time
Printed: Friday, August 17, 2018 15:03:54 Pacific Daylight Time

Name: 180816M1_107, Date: 17-Aug-2018, Time: 13:39:38, ID: 1801766-06RE1 IS720W03S-20180712 0.25909, Description: IS720W03S-20180712

	#	Name	ID	Area	%Rec	Area Out
1	1	13C4-PFBA	1801766-06RE1 IS720W03S-20180712...	1.07e3	52.8	NO
2	2	13C5-PFHxA	1801766-06RE1 IS720W03S-20180712...	2.13e3	56.3	NO
3	3	13C3-PFHxS	1801766-06RE1 IS720W03S-20180712...	2.79e2	59.1	NO
4	4	13C8-PFOA	1801766-06RE1 IS720W03S-20180712...	2.37e3	56.2	NO
5	5	13C9-PFNA	1801766-06RE1 IS720W03S-20180712...	2.27e3	60.8	NO
6	6	13C4-PFOS	1801766-06RE1 IS720W03S-20180712...	3.56e2	63.6	NO
7	7	13C6-PFDA	1801766-06RE1 IS720W03S-20180712...	2.00e3	51.7	NO
8	8	13C7-PFUdA	1801766-06RE1 IS720W03S-20180712...	2.49e3	57.7	NO

Name: 180816M1_108, Date: 17-Aug-2018, Time: 13:50:20, ID: ST180816M1-18 PFC CS3 18H0906, Description: PFC CS3 18H0906

	#	Name	ID	Area	%Rec	Area Out
1	1	13C4-PFBA	ST180816M1-18 PFC CS3 18H0906	2.58e3	127.0	NO
2	2	13C5-PFHxA	ST180816M1-18 PFC CS3 18H0906	4.92e3	130.4	NO
3	3	13C3-PFHxS	ST180816M1-18 PFC CS3 18H0906	5.67e2	120.0	NO
4	4	13C8-PFOA	ST180816M1-18 PFC CS3 18H0906	5.34e3	126.9	NO
5	5	13C9-PFNA	ST180816M1-18 PFC CS3 18H0906	5.14e3	137.9	NO
6	6	13C4-PFOS	ST180816M1-18 PFC CS3 18H0906	7.09e2	126.8	NO
7	7	13C6-PFDA	ST180816M1-18 PFC CS3 18H0906	4.34e3	112.0	NO
8	8	13C7-PFUdA	ST180816M1-18 PFC CS3 18H0906	4.87e3	112.6	NO

Name: 180816M1_109, Date: 17-Aug-2018, Time: 14:14:58, ID: 1801766-05RE1@20X DUP01-20180712 0.25658, Description: DUP01-20180712

	#	Name	ID	Area	%Rec	Area Out
1	1	13C4-PFBA	1801766-05RE1@20X DUP01-201807...	4.82e1	2.4	YES
2	2	13C5-PFHxA	1801766-05RE1@20X DUP01-201807...	6.98e1	1.8	YES
3	3	13C3-PFHxS	1801766-05RE1@20X DUP01-201807...	1.60e1	3.4	YES
4	4	13C8-PFOA	1801766-05RE1@20X DUP01-201807...	9.71e1	2.3	YES
5	5	13C9-PFNA	1801766-05RE1@20X DUP01-201807...	8.39e1	2.2	YES
6	6	13C4-PFOS	1801766-05RE1@20X DUP01-201807...	9.05e0	1.6	YES
7	7	13C6-PFDA	1801766-05RE1@20X DUP01-201807...	7.26e1	1.9	YES
8	8	13C7-PFUdA	1801766-05RE1@20X DUP01-201807...	9.89e1	2.3	YES

Name: 180816M1_110, Date: 17-Aug-2018, Time: 14:25:40, ID: ST180816M1-19 PFC CS3 18H0906, Description: PFC CS3 18H0906

	#	Name	ID	Area	%Rec	Area Out
1	1	13C4-PFBA	ST180816M1-19 PFC CS3 18H0906	2.40e3	118.3	NO
2	2	13C5-PFHxA	ST180816M1-19 PFC CS3 18H0906	4.49e3	119.0	NO
3	3	13C3-PFHxS	ST180816M1-19 PFC CS3 18H0906	6.06e2	128.2	NO
4	4	13C8-PFOA	ST180816M1-19 PFC CS3 18H0906	5.11e3	121.5	NO
5	5	13C9-PFNA	ST180816M1-19 PFC CS3 18H0906	4.65e3	124.6	NO
6	6	13C4-PFOS	ST180816M1-19 PFC CS3 18H0906	6.09e2	108.9	NO
7	7	13C6-PFDA	ST180816M1-19 PFC CS3 18H0906	4.32e3	111.6	NO
8	8	13C7-PFUdA	ST180816M1-19 PFC CS3 18H0906	4.95e3	114.4	NO

Vista Analytical Laboratory

Dataset: Untitled

Last Altered: Friday, August 17, 2018 14:55:46 Pacific Daylight Time
Printed: Friday, August 17, 2018 14:55:58 Pacific Daylight Time

Method: F:\Projects\PFAS.PRO\MethDB\PFAS_FULL_80C_081618.mdb 17 Aug 2018 13:46:30
Calibration: F:\Projects\PFAS.PRO\CurveDB\C18_VAL-PFAS_Q4_08-16-18_L14.cdb 17 Aug 2018 14:16:47

Name: 180816M1_12, Date: 16-Aug-2018, Time: 20:06:41, ID: IPA, Description: IPA

PFBS

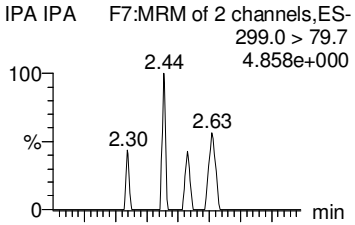

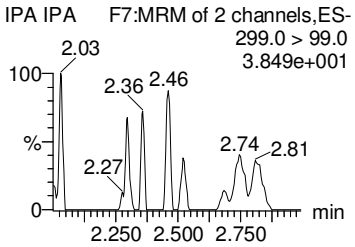

PFHxA

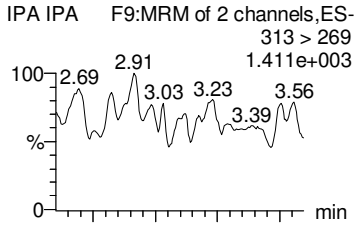

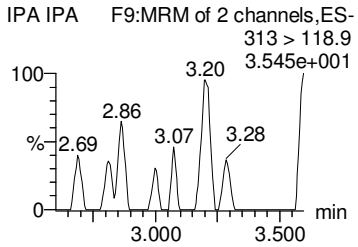

PFHpA

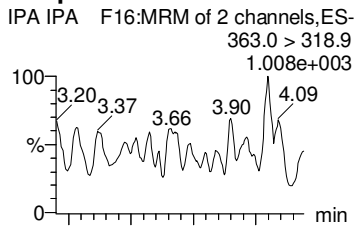

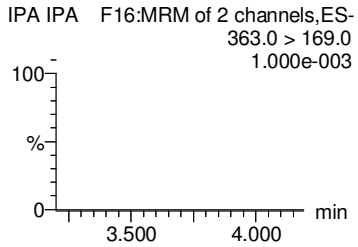

L-PFHxS

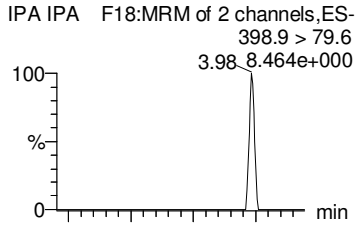

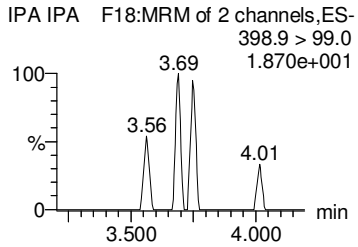

L-PFOA

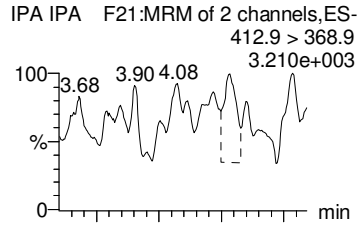

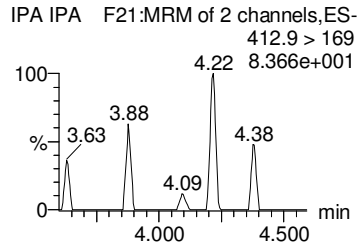

13C3-PFBS

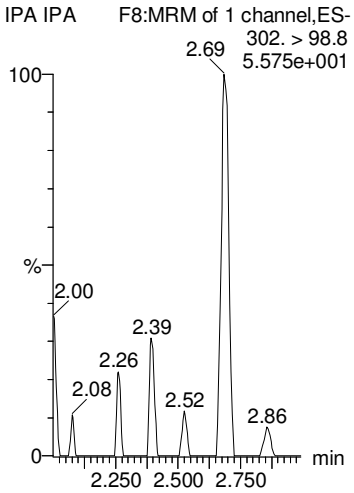

13C2-PFHxA

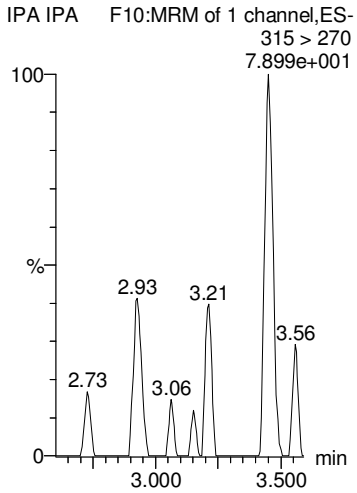

13C4-PFHpA

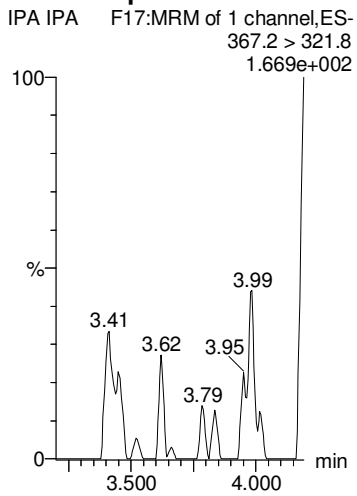

18O2-PFHxS

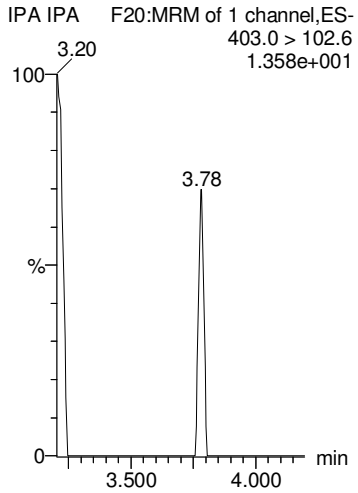

13C2-PFOA

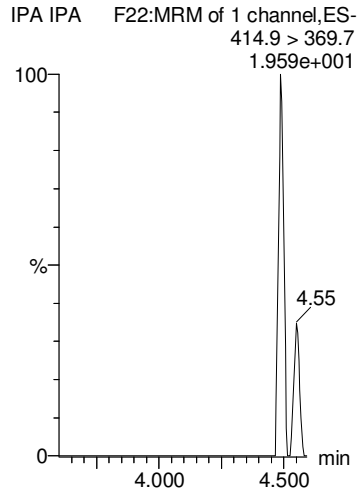

Dataset: Untitled

Last Altered: Friday, August 17, 2018 14:55:46 Pacific Daylight Time
Printed: Friday, August 17, 2018 14:55:58 Pacific Daylight Time

Name: 180816M1_12, Date: 16-Aug-2018, Time: 20:06:41, ID: IPA, Description: IPA

PFNA

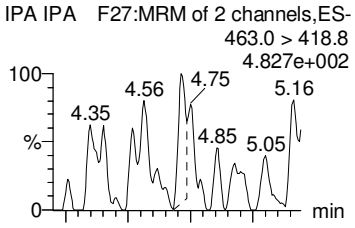

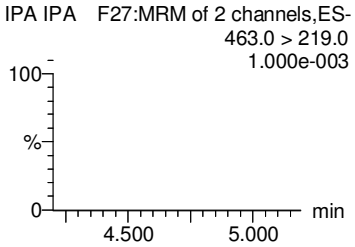

L-PFOS

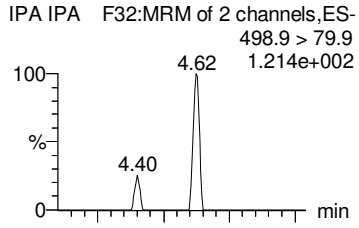

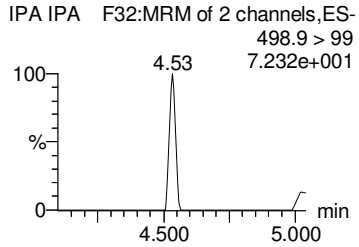

PFDA

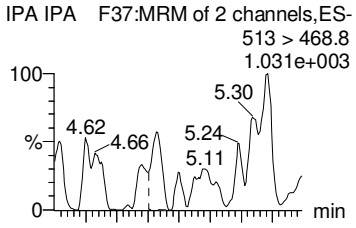

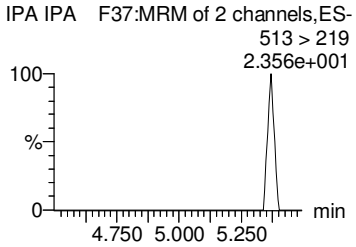

L-MeFOSAA

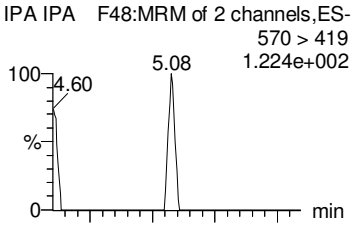

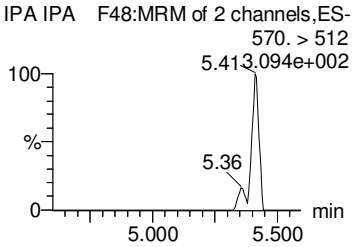

PFUdA

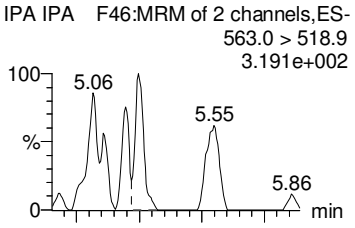

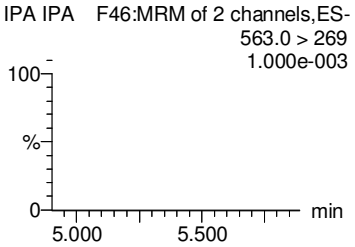

13C5-PFNA

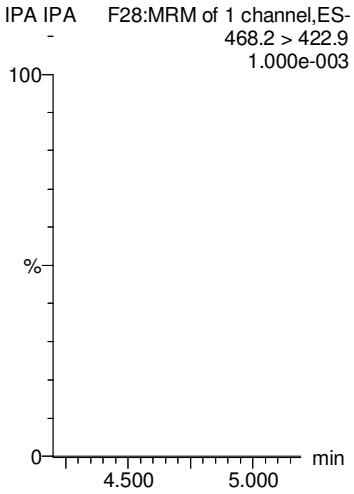

13C8-PFOS

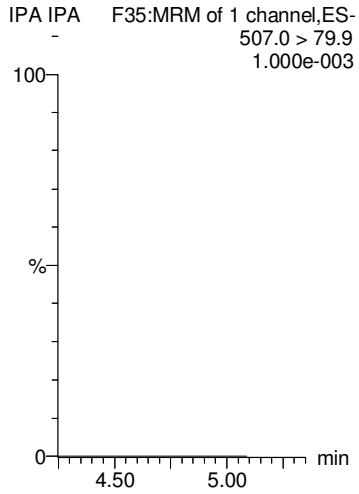

13C2-PFDA

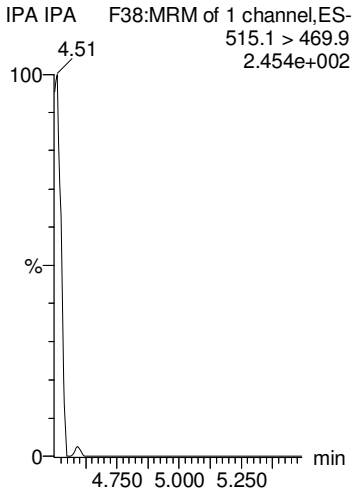

d3-N-MeFOSAA

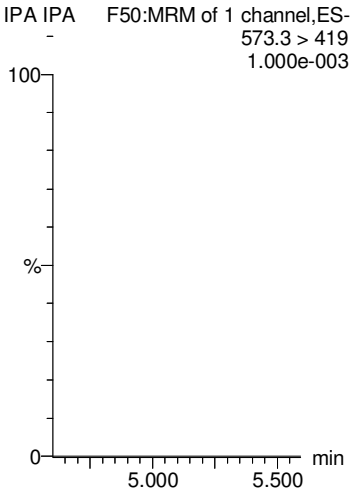

13C2-PFUdA

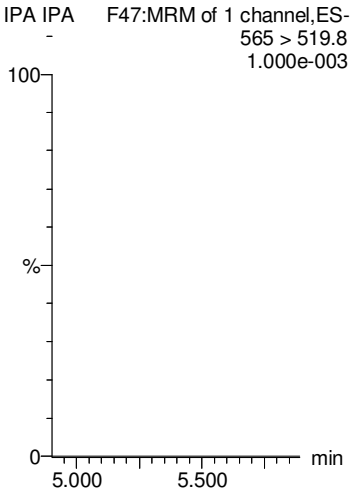

Vista Analytical Laboratory

Dataset: Untitled

Last Altered: Friday, August 17, 2018 14:55:46 Pacific Daylight Time
Printed: Friday, August 17, 2018 14:55:58 Pacific Daylight Time

Name: 180816M1_12, Date: 16-Aug-2018, Time: 20:06:41, ID: IPA, Description: IPA

L-EtFOSAA

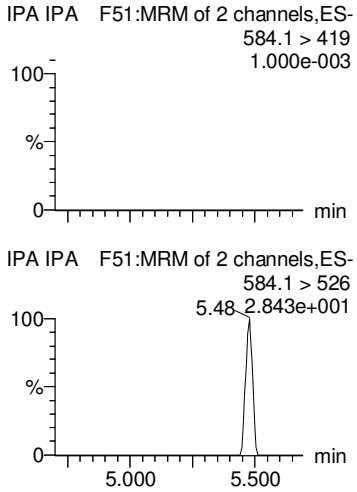

PFTrDA

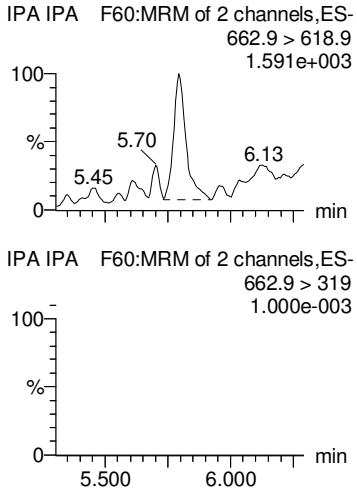

PFDoA

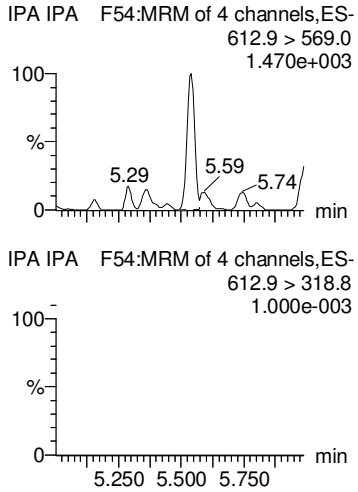

PFTeDA

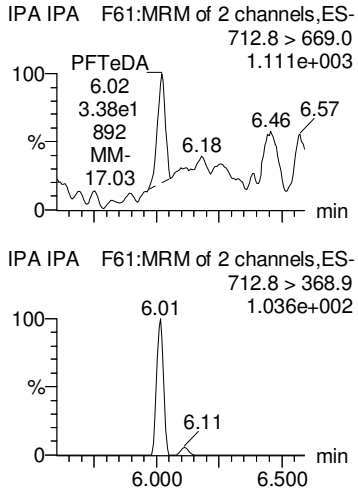

13C5-PFHxA

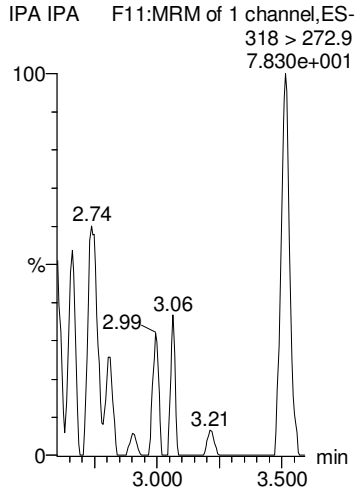

d5-N-EtFOSAA

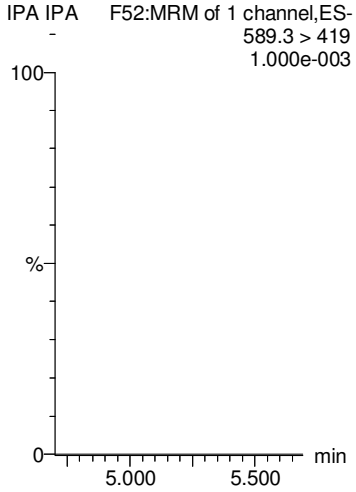

13C2-PFDoA

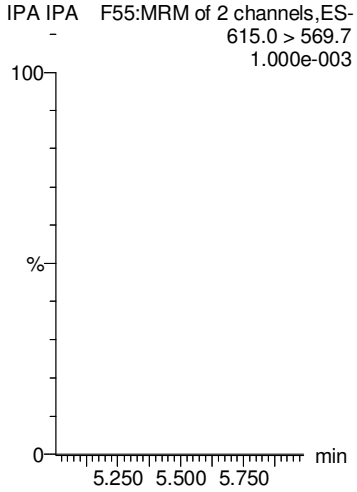

13C2-PFDoA

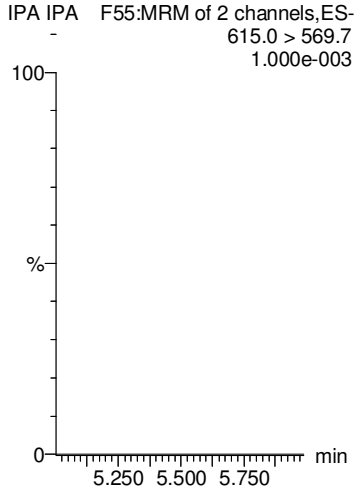

13C2-PFTeDA

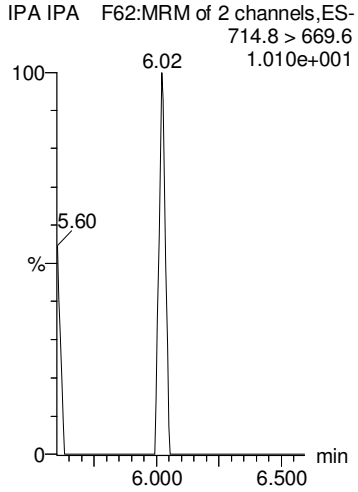

13C8-PFOA

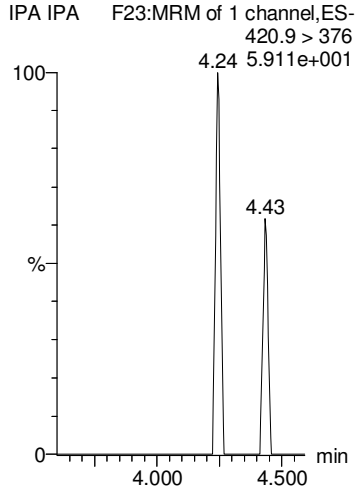

Vista Analytical Laboratory

Dataset: Untitled

Last Altered: Friday, August 17, 2018 14:55:46 Pacific Daylight Time
Printed: Friday, August 17, 2018 14:55:58 Pacific Daylight Time

Name: 180816M1_12, Date: 16-Aug-2018, Time: 20:06:41, ID: IPA, Description: IPA

13C3-PFHxS

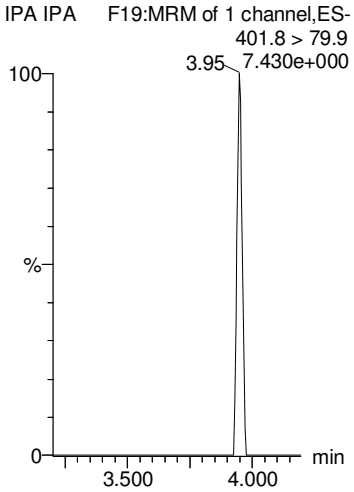

13C9-PFNA

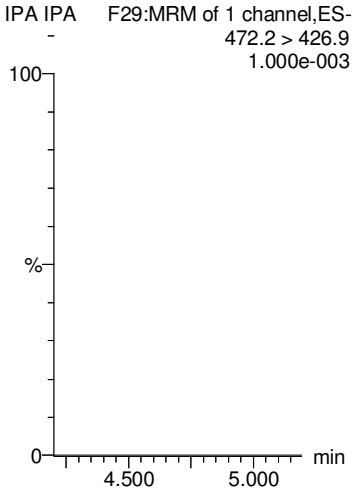

13C4-PFOS

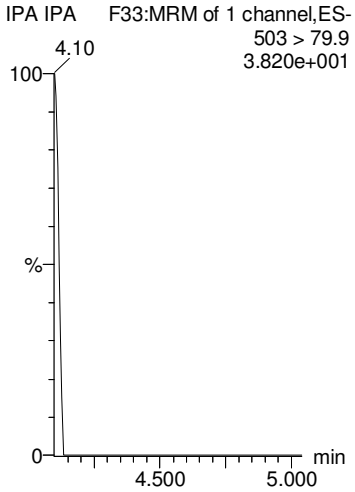

13C6-PFDA

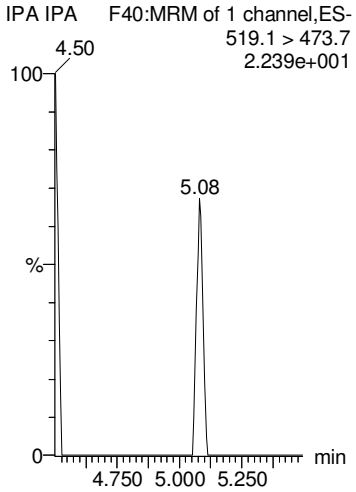

13C7-PFUdA

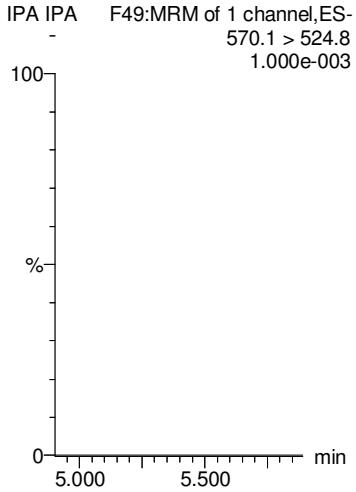

LC Calibration Standards Review Checklist Q4

			ION Ratio	Concentration	C-Cals Name	Sign Date	Correct I-Cal	Manual Integrations	NA
Calibration ID:	ST180816M1-12	L M H	☑	☑ A B	☑	☑	☑	☑	☐
Calibration ID:	-13	L M H	☑	☑ C D	☑	☑	☑	☑	☐
Calibration ID:	-14	L M H	☑	☑ E F	☑	☑	☑	☑	☐
Calibration ID:	-15	L M H	☑	☑	☑	☑	☑	☑	☐
Calibration ID:	-16	L M H	☑	☑	☑	☑	☑	☑	☐
Calibration ID:	-17	L M H	☑	☑	☑	☑	☑	☑	☐
Calibration ID:	-18	L M H	☑	☑	☑	☑	☑	☑	☐
Calibration ID:	-19	L M H	☑	☑	☑	☑	☑	☑	☑
Calibration ID:		L M H	☐	☐	☐	☐	☐	☐	☐
Calibration ID:		L M H	☐	☐	☐	☐	☐	☐	☐

Full Mass Cal. Date: 8/16/18

Run Log Present: ☑

# of Samples per Sequence Checked: ☑

Instrument Blank Saved ☑

IIS Area Saved ☑

Reviewed By: [signature] for AD 8/20/18
Initials/Date

Comments:

L14
A L-MeFOSAA > 130%. B L-EtFOSAA, PFDoA < 70%.
C L-MeFOSAA, L-EtFOSAA < 70%. D PFTeDA > 130%.
E L-MeFOSAA < 70%. F L-EtFOSAA > 130%.

Dataset: F:\Projects\PFAS.PRO\Results\New folder\180816M1-42.qld

Last Altered: Friday, August 17, 2018 15:11:33 Pacific Daylight Time
Printed: Friday, August 17, 2018 15:11:41 Pacific Daylight Time

(A) Above Criteria Limit
(B) Below Criteria Limit

JDM for AD 9/20/18

Name: 180816M1_42, Date: 17-Aug-2018, Time: 01:28:42, ID: ST180816M1-12 PFC CS3 18H0906, Description: PFC CS3 18H0906

	#	Name	Trace	Area	IS Area	wt/vol	RRF	Pred.RT	RT	Response	Conc.	%Rec	Ion Ratio	Ratio Out?
1	3	PFBS	299.0 > 79.7	2.98e1	2.03e1	1.00	1.84	2.43	2.43	18.4	10.2668	102.7	3.151	NO
2	5	PFHxA	313 > 269	2.30e2	1.05e2	1.00	1.10	2.94	2.94	11.0	12.8279	128.3	17.957	NO
3	7	PFHpA	363.0 > 318.9	1.39e2	1.76e2	1.00	0.985	3.56	3.56	9.85	8.7571	87.6	55.589	YES
4	8	L-PFHxS	398.9 > 79.6	9.26e0	1.00e1	1.00	1.15	3.59	3.71	11.5	7.1948	71.9	1.422	NO
5	11	L-PFOA	412.9 > 368.9	2.10e2	2.13e2	1.00	1.23	4.17	4.09	12.3	12.3520	123.5	2.829	NO
6	38	13C3-PFBS	302. > 98.8	2.03e1	2.46e2	1.00	0.0824	2.44	2.43	1.03	14.4129	115.3		
7	40	13C2-PFHxA	315 > 270	1.05e2	2.46e2	1.00	1.07	2.95	2.94	5.33	5.3028	106.1		
8	41	13C4-PFHpA	367.2 > 321.8	1.76e2	2.46e2	1.00	0.714	3.56	3.56	8.93	14.6536	117.2		
9	42	18O2-PFHxS	403.0 > 102.6	1.00e1	1.88e1	1.00	0.535	3.72	3.71	6.68	13.3351	106.7		
10	44	13C2-PFOA	414.9 > 369.7	2.13e2	3.03e2	1.00	0.702	4.09	4.09	8.77	10.5965	84.8		
11	-1													
12	14	PFNA	463.0 > 418.8	2.39e2	2.79e2	1.00	1.07	4.54	4.53	10.7	10.5693	105.7	21.879	YES
13	16	L-PFOS	498.9 > 79.9	1.32e1	2.51e1	1.00	0.659	4.63	4.63	6.59	8.0262	80.3	1.916	NO
14	18	PFDA	513 > 468.8	1.82e2	2.47e2	1.00	0.922	4.92	4.91	9.22	7.3960	74.0	5.878	NO
15	21	L-MeFOSAA	570 > 419	6.05e1	3.13e1	1.00	2.42	4.98	5.07	24.2	20.5653	205.7 (A)	8.578	YES
16	25	PFUdA	563.0 > 518.9	1.94e2	2.42e2	1.00	0.998	5.25	5.25	9.98	10.3705	103.7	32.556	YES
17	45	13C5-PFNA	468.2 > 422.9	2.79e2	2.60e2	1.00	1.08	4.54	4.54	13.4	13.9222	111.4		
18	47	13C8-PFOS	507.0 > 79.9	2.51e1	3.42e1	1.00	0.733	4.63	4.62	9.16	8.4321	67.5		
19	48	13C2-PFDA	515.1 > 469.9	2.47e2	2.85e2	1.00	0.865	4.92	4.91	10.8	10.8355	86.7		
20	50	d3-N-MeFOSAA	573.3 > 419	3.13e1	2.99e2	1.00	0.105	5.08	5.08	1.31	5.7148	45.7		
21	51	13C2-PFUdA	565 > 519.8	2.42e2	2.99e2	1.00	0.811	5.25	5.25	10.1	10.4212	83.4		
22	-1													
23	23	L-EtFOSAA	584.1 > 419	1.90e1	7.33e1	1.00	0.324	5.24	5.24	3.24	3.4856	34.9 (B)	1.054	NO
24	29	PFTrDA	662.9 > 618.9	2.46e2	2.41e2	1.00	1.28	5.79	5.79	12.8	11.1999	112.0	91.482	YES
25	27	PFDoA	612.9 > 569.0	1.16e2	2.41e2	1.00	0.605	5.54	5.54	6.05	5.4072	54.1 (B)	12.257	YES
26	30	PFTeDA	712.8 > 669.0	1.62e2	1.60e2	1.00	1.27	6.01	6.01	12.7	9.9614	99.6	26.259	YES
27	61	13C5-PFHxA	318 > 272.9	2.46e2	2.46e2	1.00	1.00	2.95	2.94	12.5	12.5000	100.0		
28	52	d5-N-EtFOSAA	589.3 > 419	7.33e1	2.99e2	1.00	0.245	5.23	5.23	3.07	11.9109	95.3		
29	53	13C2-PFDoA	615.0 > 569.7	2.41e2	2.85e2	1.00	0.843	5.54	5.54	10.5	9.7662	78.1		
30	53	13C2-PFDoA	615.0 > 569.7	2.41e2	2.85e2	1.00	0.843	5.54	5.54	10.5	9.7662	78.1		
31	55	13C2-PFTeDA	714.8 > 669.6	1.60e2	2.99e2	1.00	0.534	6.01	6.01	6.68	9.6842	77.5		
32	63	13C8-PFOA	420.9 > 376	3.03e2	3.03e2	1.00	1.00	4.09	4.09	12.5	12.5000	100.0		
33	-1													
34	62	13C3-PFHxS	401.8 > 79.9	1.88e1	1.88e1	1.00	1.00	3.72	3.72	12.5	12.5000	100.0		
35	64	13C9-PFNA	472.2 > 426.9	2.60e2	2.60e2	1.00	1.00	4.54	4.53	12.5	12.5000	100.0		
36	65	13C4-PFOS	503 > 79.9	3.42e1	3.42e1	1.00	1.00	4.63	4.62	12.5	12.5000	100.0		

KBF 8/17/18

Dataset: F:\Projects\PFAS.PRO\Results\New folder\180816M1-42.qld

Last Altered: Friday, August 17, 2018 15:11:33 Pacific Daylight Time
Printed: Friday, August 17, 2018 15:11:41 Pacific Daylight Time

Name: 180816M1_42, Date: 17-Aug-2018, Time: 01:28:42, ID: ST180816M1-12 PFC CS3 18H0906, Description: PFC CS3 18H0906

	#	Name	Trace	Area	IS Area	wt/vol	RRF	Pred.RT	RT	Response	Conc.	%Rec	Ion Ratio	Ratio Out?
37	66	13C6-PFDA	519.1 > 473.7	2.85e2	2.85e2	1.00	1.00	4.92	4.92	12.5	12.5000	100.0		
38	67	13C7-PFUdA	570.1 > 524.8	2.99e2	2.99e2	1.00	1.00	5.25	5.25	12.5	12.5000	100.0		

Vista Analytical Laboratory

Dataset: Untitled

Last Altered: Friday, August 17, 2018 15:59:46 Pacific Daylight Time
Printed: Friday, August 17, 2018 16:00:00 Pacific Daylight Time

Method: F:\Projects\PFAS.PRO\MethDB\PFAS_FULL_80C_081618.mdb 17 Aug 2018 13:46:30
Calibration: F:\Projects\PFAS.PRO\CurveDB\C18_VAL-PFAS_Q4_08-16-18_L14.cdb 17 Aug 2018 14:16:47

Compound name: PFBA

	#	Name	ID	Acq.Date	Acq.Time
1	1	180816M1_1	IPA	16-Aug-18	18:08:32
2	2	180816M1_2	ST180816M1-1 PFC CS-2 18H0901	16-Aug-18	18:19:18
3	3	180816M1_3	ST180816M1-2 PFC CS-1 18H0902	16-Aug-18	18:30:00
4	4	180816M1_4	ST180816M1-3 PFC CS0 18H0903	16-Aug-18	18:40:46
5	5	180816M1_5	ST180816M1-4 PFC CS1 18H0904	16-Aug-18	18:51:29
6	6	180816M1_6	ST180816M1-5 PFC CS2 18H0905	16-Aug-18	19:02:14
7	7	180816M1_7	ST180816M1-6 PFC CS3 18H0906	16-Aug-18	19:12:54
8	8	180816M1_8	ST180816M1-7 PFC CS4 18H0907	16-Aug-18	19:23:41
9	9	180816M1_9	ST180816M1-8 PFC CS5 18H0908	16-Aug-18	19:34:27
10	10	180816M1_10	ST180816M1-9 PFC CS6 18H0909	16-Aug-18	19:45:08
11	11	180816M1_11	ST180816M1-10 PFC CS7 18H0910	16-Aug-18	19:55:55
12	12	180816M1_12	IPA	16-Aug-18	20:06:41
13	13	180816M1_13	ICV180816M1-1 PFC 537 ICV 18G3017	16-Aug-18	20:17:44
14	14	180816M1_14	B8G0132-BS1 OPR 0.25	16-Aug-18	20:28:25
15	15	180816M1_15	B8G0132-MS1 Matrix Spike 0.24037	16-Aug-18	20:39:12
16	16	180816M1_16	B8G0132-MSD1 Matrix Spike Dup 0.24	16-Aug-18	20:49:53
17	17	180816M1_17	B8G0132-BLK1 Method Blank 0.25	16-Aug-18	21:00:40
18	18	180816M1_18	1801706-01 1807360-01A 0.2747	16-Aug-18	21:11:26
19	19	180816M1_19	1801706-02 1807360-02A 0.24385	16-Aug-18	21:22:07
20	20	180816M1_20	1801706-03 1807360-03A 0.243	16-Aug-18	21:32:54
21	21	180816M1_21	1801706-04 1807360-04A 0.23885	16-Aug-18	21:43:35
22	22	180816M1_22	1801706-05 1807360-05A 0.27597	16-Aug-18	21:54:21
23	23	180816M1_23	1801722-01 EB01-180709 0.2616	16-Aug-18	22:05:03
24	24	180816M1_24	1801722-02 EB01-180710 0.25569	16-Aug-18	22:15:41
25	25	180816M1_25	1801722-03 EB02-180710 0.26639	16-Aug-18	22:26:28
26	26	180816M1_26	1801722-04 EB03-180710 0.25467	16-Aug-18	22:37:09
27	27	180816M1_27	1801722-05 EB04-180710 0.25766	16-Aug-18	22:47:55
28	28	180816M1_28	IPA	16-Aug-18	22:58:36
29	29	180816M1_29	ST180816M1-11 PFC CS3 18H0906	16-Aug-18	23:09:22
30	30	180816M1_30	1801722-06 EB05-180710 0.25081	16-Aug-18	23:20:03
31	31	180816M1_31	1801722-07 EB06-180710 0.25898	16-Aug-18	23:30:41
32	32	180816M1_32	1801722-08 EB01-180711 0.25872	16-Aug-18	23:41:27

Vista Analytical Laboratory

Dataset: Untitled

Last Altered: Friday, August 17, 2018 15:59:46 Pacific Daylight Time
Printed: Friday, August 17, 2018 16:00:00 Pacific Daylight Time

Compound name: PFBA

	#	Name	ID	Acq.Date	Acq.Time
33	33	180816M1_33	1801724-01 MW-30 0.2541	16-Aug-18	23:52:08
34	34	180816M1_34	1801724-02 MW-31 0.24486	17-Aug-18	00:02:54
35	35	180816M1_35	1801724-03 BD-01 0.24208	17-Aug-18	00:13:41
36	36	180816M1_36	1801724-04 Field Blank0710 0.25654	17-Aug-18	00:24:22
37	37	180816M1_37	B8G0097-BS1 OPR 1	17-Aug-18	00:35:00
38	38	180816M1_38	1801812-01RE1 REEPDW1208 0.12339	17-Aug-18	00:45:47
39	39	180816M1_39	1801812-02RE1 REEPDW1209 0.1206	17-Aug-18	00:56:34
40	40	180816M1_40	1801812-03RE1 REEPDW1210 0.1215	17-Aug-18	01:07:14
41	41	180816M1_41	IPA	17-Aug-18	01:18:01
42	42	180816M1_42	ST180816M1-12 PFC CS3 18H0906	17-Aug-18	01:28:42
43	43	180816M1_43	1801812-04RE1 REEPDW570 0.12076	17-Aug-18	01:39:28
44	44	180816M1_44	1801812-05RE1 REEPDW1211 0.12178	17-Aug-18	01:50:09
45	45	180816M1_45	1801813-01RE1 REEPDW1208FRB 0....	17-Aug-18	02:00:56
46	46	180816M1_46	1801813-02RE1 REEPDW1209FRB 0....	17-Aug-18	02:11:37
47	47	180816M1_47	1801813-03RE1 REEPDW1210FRB 0....	17-Aug-18	02:22:15
48	48	180816M1_48	1801813-04RE1 REEPDW1211FRB 0....	17-Aug-18	02:33:02
49	49	180816M1_49	1801814-01RE1 H18-00800-001 FTB 0....	17-Aug-18	02:43:43
50	50	180816M1_50	1801814-02RE1 H18-00800-002 VNT-1...	17-Aug-18	02:54:30
51	51	180816M1_51	1801766-06RE1 IS720W03S-20180712...	17-Aug-18	03:05:08

Vista Analytical Laboratory

Dataset: Untitled

Last Altered: Friday, August 17, 2018 18:50:03 Pacific Daylight Time *DNU; Injected with wrong MS file KBF 8/17/18
Printed: Friday, August 17, 2018 18:50:07 Pacific Daylight Time

Method: Z:\Projects\PFAS.PRO\MethDB\PFAS_FULL_80C_072518.mdb 27 Jul 2018 12:03:35
Calibration: Z:\Projects\PFAS.PRO\CurveDB\C18_VAL-PFAS_Q4_07-25-18.cdb 26 Jul 2018 10:45:37

Compound name: PFBA

	#	Name	ID	Acq.Date	Acq.Time	
1	1	180816M1_52	1801766-06 IS720W03S-20180712 0.2...	17-Aug-18	03:15:55	*

Vista Analytical Laboratory

Dataset: Untitled

Last Altered: Friday, August 17, 2018 16:00:48 Pacific Daylight Time
Printed: Friday, August 17, 2018 16:00:53 Pacific Daylight Time

Method: F:\Projects\PFAS.PRO\MethDB\PFAS_FULL_80C_081618.mdb 17 Aug 2018 13:46:30
Calibration: F:\Projects\PFAS.PRO\CurveDB\C18_VAL-PFAS_Q4_08-16-18_L14.cdb 17 Aug 2018 14:16:47

Compound name: PFBA

	#	Name	ID	Acq.Date	Acq.Time
1	1	180816M1_53	1801766-05RE1@20X DUP01-201807...	17-Aug-18	03:26:36
2	2	180816M1_54	IPA	17-Aug-18	03:37:22
3	3	180816M1_55	1801766-07RE1@20X I012MW13S-20...	17-Aug-18	03:48:02
4	4	180816M1_56	IPA	17-Aug-18	03:58:49

Vista Analytical Laboratory

Dataset: Untitled

Last Altered: Friday, August 17, 2018 18:50:39 Pacific Daylight Time
Printed: Friday, August 17, 2018 18:50:43 Pacific Daylight Time

*DNU; Injected with wrong MS file KBF 8/17/18

Method: Z:\Projects\PFAS.PRO\MethDB\PFAS_FULL_80C_072518.mdb 27 Jul 2018 12:03:35
Calibration: Z:\Projects\PFAS.PRO\CurveDB\C18_VAL-PFAS_Q4_07-25-18.cdb 26 Jul 2018 10:45:37

Compound name: PFBA

	#	Name	ID	Acq.Date	Acq.Time	
1	1	180816M1_57	1801766-05@40X DUP01-20180712 0....	17-Aug-18	04:09:35	*

Vista Analytical Laboratory

Dataset: Untitled

Last Altered: Friday, August 17, 2018 18:52:34 Pacific Daylight Time
Printed: Friday, August 17, 2018 18:52:39 Pacific Daylight Time

Method: Z:\Projects\PFAS.PRO\MethDB\PFAS_FULL_80C_081618.mdb 17 Aug 2018 13:46:30
Calibration: Z:\Projects\PFAS.PRO\CurveDB\C18_VAL-PFAS_Q4_08-16-18_L14.cdb 17 Aug 2018 14:16:47

Compound name: PFBA

	#	Name	ID	Acq.Date	Acq.Time
1	1	180816M1_58	IPA	17-Aug-18	04:20:17

Vista Analytical Laboratory

Dataset: Untitled

Last Altered: Friday, August 17, 2018 18:51:30 Pacific Daylight Time
Printed: Friday, August 17, 2018 18:51:57 Pacific Daylight Time

*DNU; Injected with wrong MS file KBF 8/17/18

Method: Z:\Projects\PFAS.PRO\MethDB\PFAS_FULL_80C_072518.mdb 27 Jul 2018 12:03:35
Calibration: Z:\Projects\PFAS.PRO\CurveDB\C18_VAL-PFAS_Q4_07-25-18.cdb 26 Jul 2018 10:45:37

Compound name: PFBA

	#	Name	ID	Acq.Date	Acq.Time	
1	1	180816M1_59	1801766-07@40X I012MW13S-201807...	17-Aug-18	04:31:04	*

Vista Analytical Laboratory

Dataset: Untitled

Last Altered: Friday, August 17, 2018 16:01:35 Pacific Daylight Time
Printed: Friday, August 17, 2018 16:01:40 Pacific Daylight Time

Method: F:\Projects\PFAS.PRO\MethDB\PFAS_FULL_80C_081618.mdb 17 Aug 2018 13:46:30
Calibration: F:\Projects\PFAS.PRO\CurveDB\C18_VAL-PFAS_Q4_08-16-18_L14.cdb 17 Aug 2018 14:16:47

Compound name: PFBA

	#	Name	ID	Acq.Date	Acq.Time
1	1	180816M1_60	IPA	17-Aug-18	04:41:44
2	2	180816M1_61	ST180816M1-13 PFC CS3 18H0906	17-Aug-18	04:52:30
3	3	180816M1_62	ST180816M1-14 PFC CS0 18H0903	17-Aug-18	05:03:13
4	4	180816M1_63	B8G0238-BS1 OPR 0.25	17-Aug-18	05:13:59
5	5	180816M1_64	B8G0238-MS1 Matrix Spike 0.24901	17-Aug-18	05:24:39
6	6	180816M1_65	B8G0238-MSD1 Matrix Spike Dup 0.245...	17-Aug-18	05:35:25
7	7	180816M1_66	B8G0238-BLK1 Method Blank 0.25	17-Aug-18	05:46:07
8	8	180816M1_67	1802055-01 Clarks-DW-072518 0.24525	17-Aug-18	05:56:45
9	9	180816M1_68	1802055-02 Clarks-FB-072518 0.2438	17-Aug-18	06:07:32
10	10	180816M1_69	1802055-03 Shop Pasture-DW-072518 ...	17-Aug-18	06:18:18
11	11	180816M1_70	1802055-04 Shop Pasture-FB-072518 0...	17-Aug-18	06:29:00
12	12	180816M1_71	1802055-05 Welder HQ-DW-072518 0.2...	17-Aug-18	06:39:46
13	13	180816M1_72	1802055-06 Welder HQ-FB-072518 0.2...	17-Aug-18	06:50:27
14	14	180816M1_73	1802055-07 Lupes House-DW-072518 ...	17-Aug-18	07:01:14
15	15	180816M1_74	1802055-08 Lupes House-FB-072518 0....	17-Aug-18	07:11:55
16	16	180816M1_75	1802055-09 Charlies-DW-072518 0.243...	17-Aug-18	07:22:42
17	17	180816M1_76	1802055-10 Charlies-FB-072518 0.2447	17-Aug-18	07:33:23
18	18	180816M1_77	1802055-11 Hortzendorf-DW-072518 0....	17-Aug-18	07:44:09
19	19	180816M1_78	1802055-12 Hortzendorf-FB-072518 0.2...	17-Aug-18	07:54:50
20	20	180816M1_79	1802055-13 Charlies Pasture-DW-0725...	17-Aug-18	08:05:37
21	21	180816M1_80	1802055-14 Charlies Pasture-FB-07251...	17-Aug-18	08:16:17
22	22	180816M1_81	1802055-15 Shooting Range 1-DW-072...	17-Aug-18	08:27:04
23	23	180816M1_82	1802055-16 Shooting Range 1-FB-0725...	17-Aug-18	08:37:44
24	24	180816M1_83	1802055-17 DUP-1 0.24858	17-Aug-18	08:48:30
25	25	180816M1_84	1801674-06 271 Stage Rd 0.11887	17-Aug-18	08:59:11
26	26	180816M1_85	IPA	17-Aug-18	09:09:58
27	27	180816M1_86	ST180816M1-15 PFC CS3 18H0906	17-Aug-18	09:20:38
28	28	180816M1_87	1801681-01 CA-MW-5 0.1185	17-Aug-18	09:31:26
29	29	180816M1_88	1801681-02 CA-MW-DUP-10 0.11809	17-Aug-18	09:42:11
30	30	180816M1_89	1801681-03 CA-MW-4 0.11748	17-Aug-18	09:52:52
31	31	180816M1_90	1801681-04 CA-MW-10 0.1198	17-Aug-18	10:03:38
32	32	180816M1_91	1801681-05 CA-MW-3 0.11922	17-Aug-18	10:14:19

Vista Analytical Laboratory

Dataset: Untitled

Last Altered: Friday, August 17, 2018 16:01:35 Pacific Daylight Time
Printed: Friday, August 17, 2018 16:01:40 Pacific Daylight Time

Compound name: PFBA

	#	Name	ID	Acq.Date	Acq.Time
33	33	180816M1_92	1801681-06 CA-MW-8 0.12199	17-Aug-18	10:25:06
34	34	180816M1_93	1801681-07 CA-MW-9 0.11059	17-Aug-18	10:35:47
35	35	180816M1_94	1801681-08 CA-MW-2 0.12511	17-Aug-18	10:46:34
36	36	180816M1_95	1801681-09 CA-MW-6 0.11796	17-Aug-18	10:57:15
37	37	180816M1_96	1801681-10 CA-MW-7 0.1137	17-Aug-18	11:08:01
38	38	180816M1_97	IPA	17-Aug-18	11:18:42
39	39	180816M1_98	ST180816M1-16 PFC CS3 18H0906	17-Aug-18	11:29:29
40	40	180816M1_99	1801766-06 IS720W03S-20180712 0.2...	17-Aug-18	11:52:11
41	41	180816M1_100	1801766-05@40X DUP01-20180712 0....	17-Aug-18	12:02:56
42	42	180816M1_101	1801766-07@40X I012MW13S-201807...	17-Aug-18	12:13:37
43	43	180816M1_102	1801681-11 Field Blank-0710 0.11847	17-Aug-18	12:24:24
44	44	180816M1_103	IPA	17-Aug-18	12:35:04
45	45	180816M1_104	ST180816M1-17 PFC CS3 18H0906	17-Aug-18	12:45:51
46	46	180816M1_105	1801766-05RE1@20X DUP01-201807...	17-Aug-18	13:18:10
47	47	180816M1_106	1801766-07RE1@20X I012MW13S-20...	17-Aug-18	13:28:52
48	48	180816M1_107	1801766-06RE1 IS720W03S-20180712...	17-Aug-18	13:39:38
49	49	180816M1_108	ST180816M1-18 PFC CS3 18H0906	17-Aug-18	13:50:20
50	50	180816M1_109	1801766-05RE1@20X DUP01-201807...	17-Aug-18	14:14:58
51	51	180816M1_110	ST180816M1-19 PFC CS3 18H0906	17-Aug-18	14:25:40

Dataset: F:\Projects\PFAS.PRO\Results\New folder\180816M1-42.qld

Last Altered: Friday, August 17, 2018 15:11:33 Pacific Daylight Time
Printed: Friday, August 17, 2018 15:11:41 Pacific Daylight Time

Method: F:\Projects\PFAS.PRO\MethDB\PFAS_FULL_80C_081618.mdb 17 Aug 2018 13:46:30
Calibration: F:\Projects\PFAS.PRO\CurveDB\C18_VAL-PFAS_Q4_08-16-18_L14.cdb 17 Aug 2018 14:16:47

Name: 180816M1_42, Date: 17-Aug-2018, Time: 01:28:42, ID: ST180816M1-12 PFC CS3 18H0906, Description: PFC CS3 18H0906

PFBS

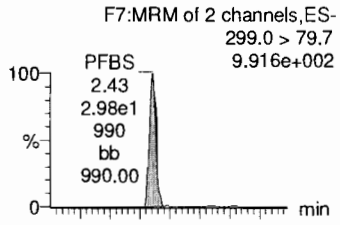

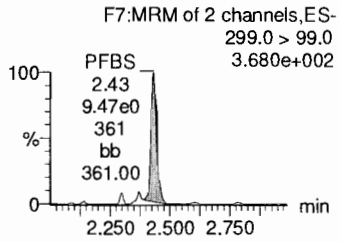

PFHxA

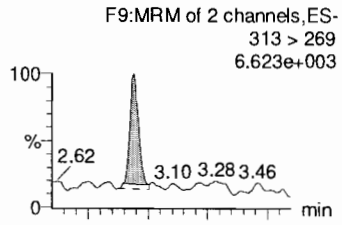

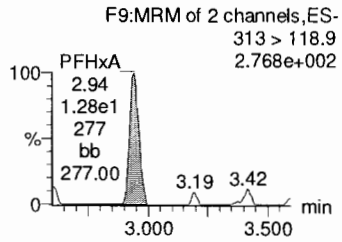

PFHpA

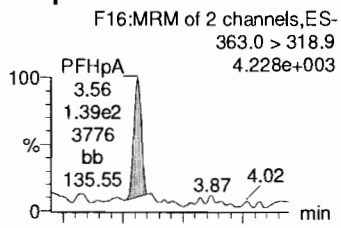

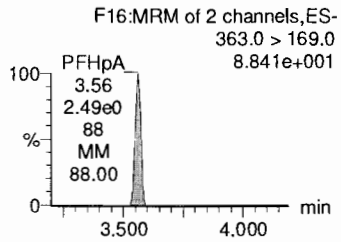

L-PFHxS

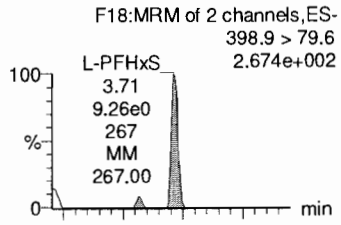

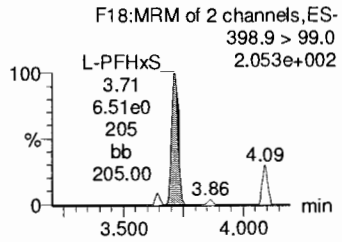

L-PFOA

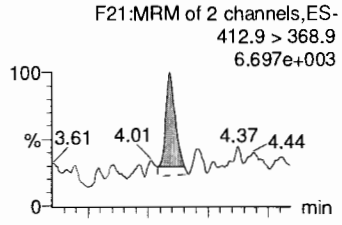

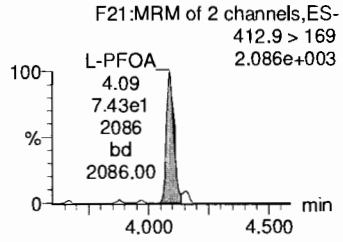

13C3-PFBS

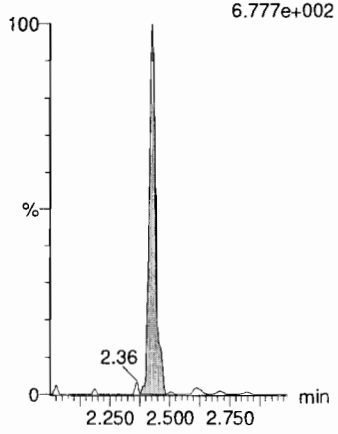

13C2-PFHxA

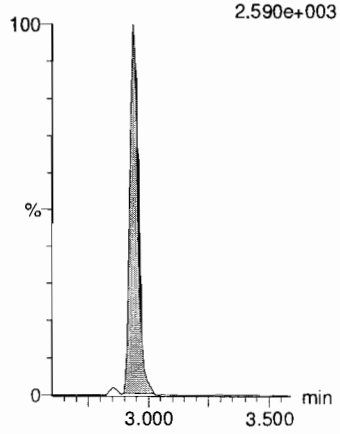

13C4-PFHpA

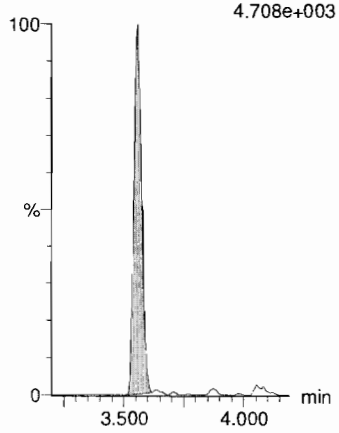

18O2-PFHxS

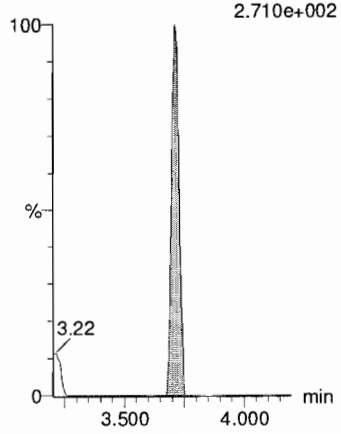

13C2-PFOA

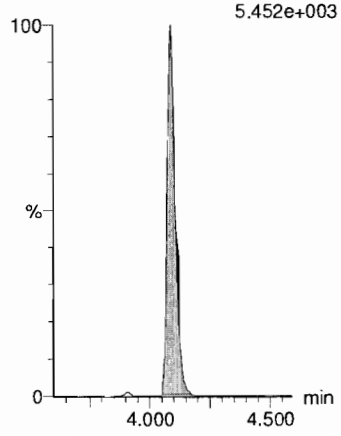

Dataset: F:\Projects\PFAS.PRO\Results\New folder\180816M1-42.qld

Last Altered: Friday, August 17, 2018 15:11:33 Pacific Daylight Time
Printed: Friday, August 17, 2018 15:11:41 Pacific Daylight Time

Name: 180816M1_42, Date: 17-Aug-2018, Time: 01:28:42, ID: ST180816M1-12 PFC CS3 18H0906, Description: PFC CS3 18H0906

PFNA

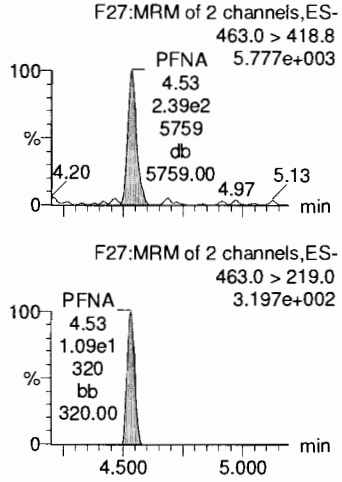

L-PFOS

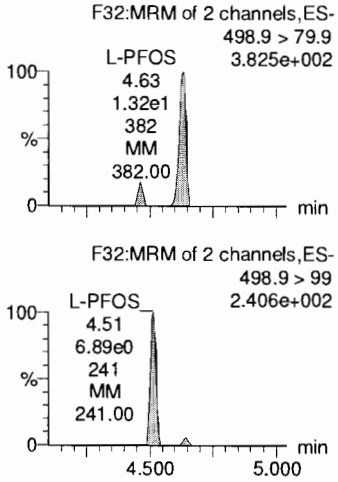

PFDA

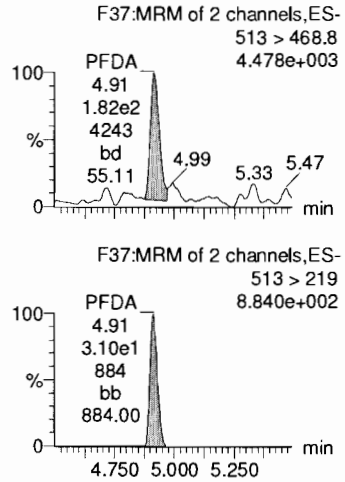

L-MeFOSAA

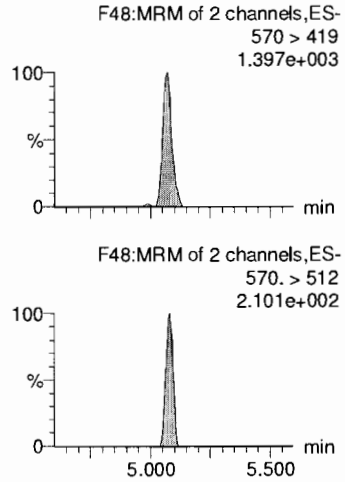

PFUdA

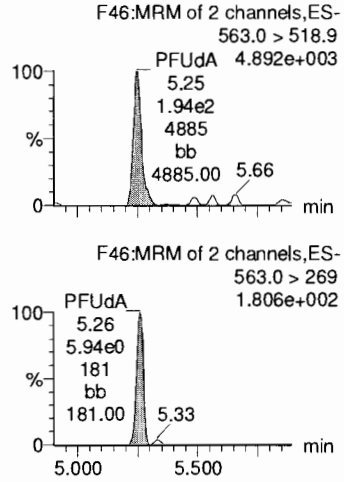

13C5-PFNA

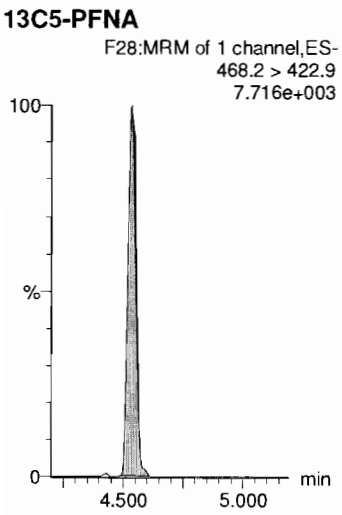

13C8-PFOS

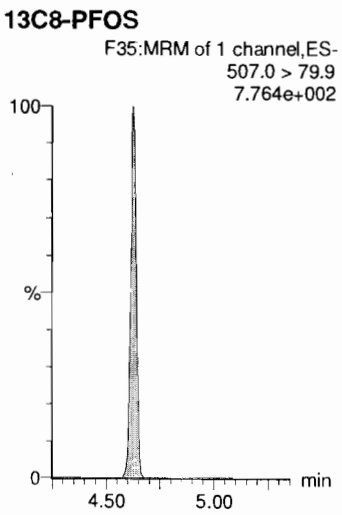

13C2-PFDA

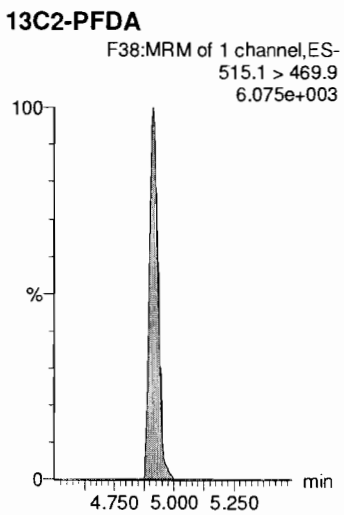

d3-N-MeFOSAA

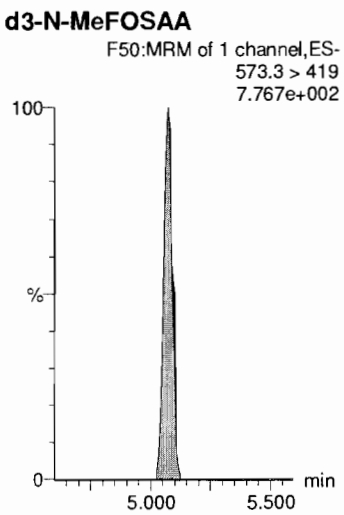

13C2-PFUdA

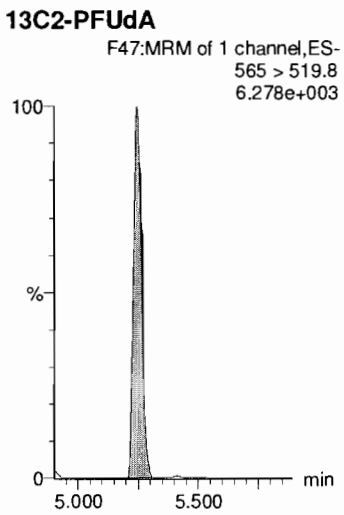

Dataset: F:\Projects\PFAS.PRO\Results\New folder\180816M1-42.qld

Last Altered: Friday, August 17, 2018 15:11:33 Pacific Daylight Time
Printed: Friday, August 17, 2018 15:11:41 Pacific Daylight Time

Name: 180816M1_42, Date: 17-Aug-2018, Time: 01:28:42, ID: ST180816M1-12 PFC CS3 18H0906, Description: PFC CS3 18H0906

L-EtFOSAA

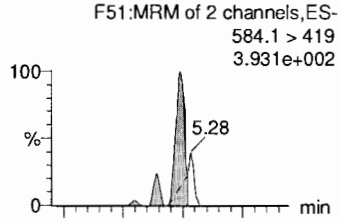

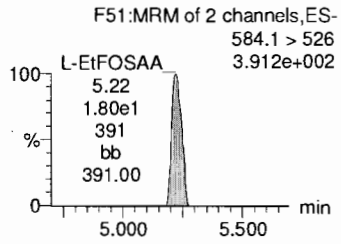

PFTrDA

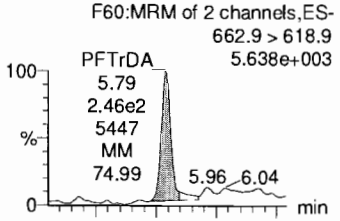

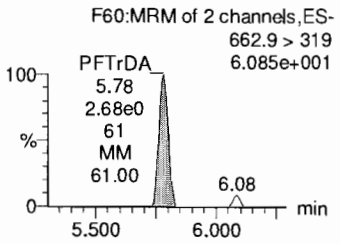

PFDoA

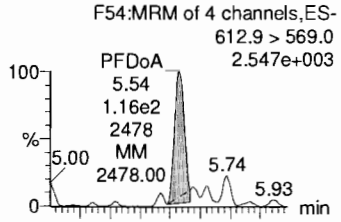

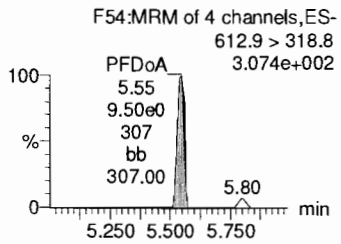

PFTeDA

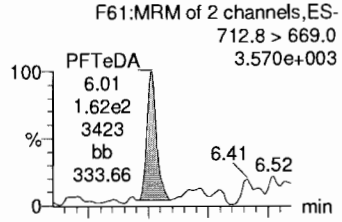

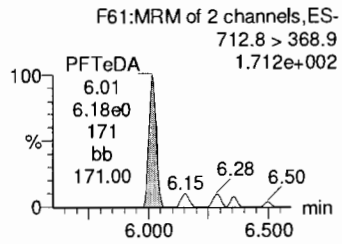

13C5-PFHxA

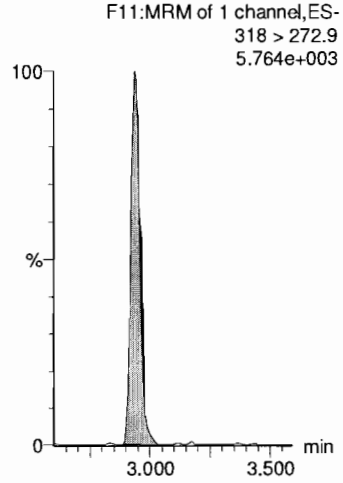

d5-N-EtFOSAA

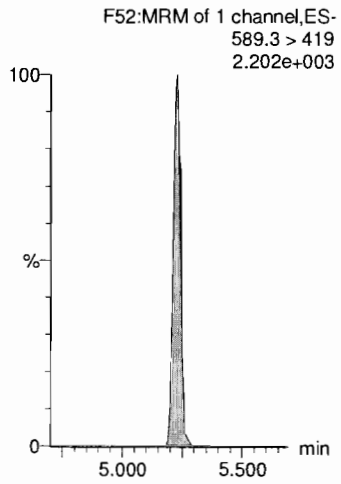

13C2-PFDoA

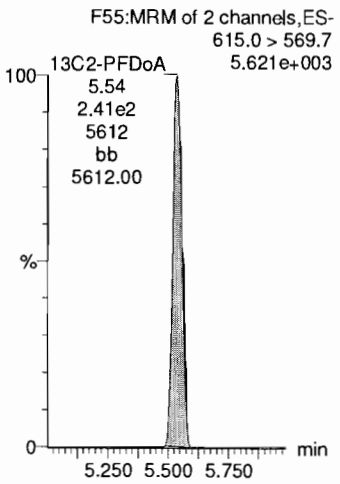

13C2-PFDoA

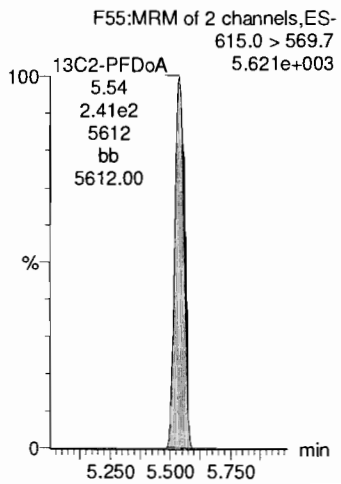

13C2-PFTeDA

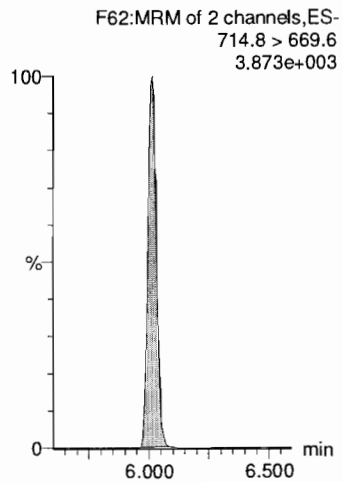

13C8-PFOA

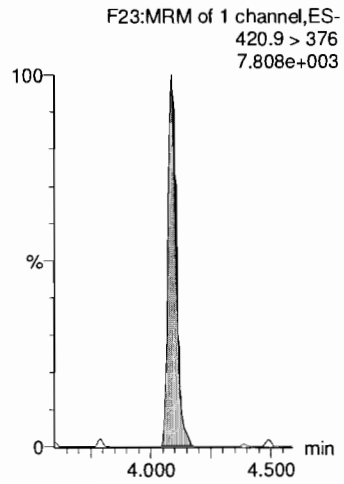

Dataset: F:\Projects\PFAS.PRO\Results\New folder\180816M1-42.qld

Last Altered: Friday, August 17, 2018 15:11:33 Pacific Daylight Time
Printed: Friday, August 17, 2018 15:11:41 Pacific Daylight Time

Name: 180816M1_42, Date: 17-Aug-2018, Time: 01:28:42, ID: ST180816M1-12 PFC CS3 18H0906, Description: PFC CS3 18H0906

13C3-PFHxS

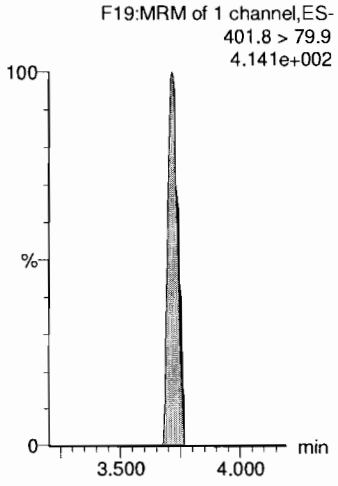

13C9-PFNA

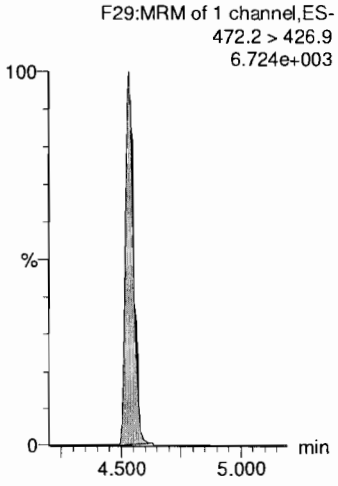

13C4-PFOS

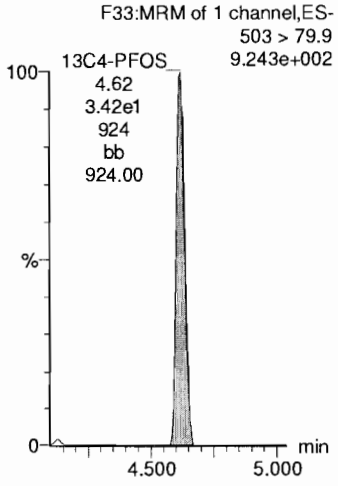

13C6-PFDA

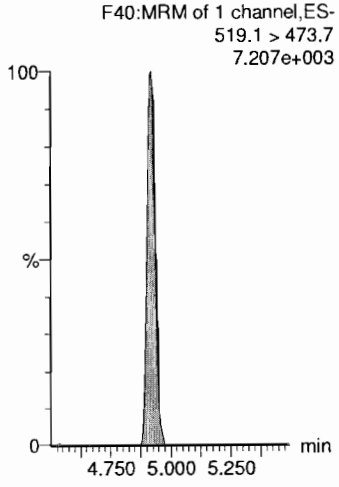

13C7-PFUdA

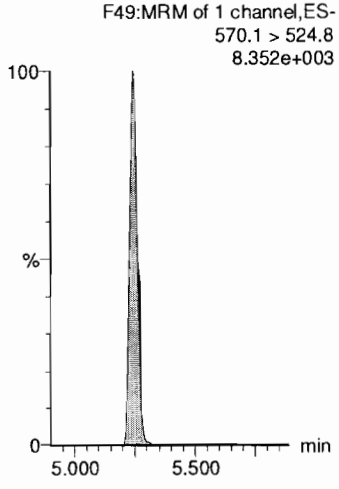

Dataset: F:\Projects\PFAS.PRO\Results\New folder\180816M1-61.qld

Last Altered: Friday, August 17, 2018 15:20:04 Pacific Daylight Time
Printed: Friday, August 17, 2018 15:20:09 Pacific Daylight Time

(A) Below Criteria Limit
(B) Above Criteria Limit

JM for AD 9/20/18

Name: 180816M1_61, Date: 17-Aug-2018, Time: 04:52:30, ID: ST180816M1-13 PFC CS3 18H0906, Description: PFC CS3 18H0906

	#	Name	Trace	Area	IS Area	wt/vol	RRF	Pred.RT	RT	Response	Conc.	%Rec	Ion Ratio	Ratio Out?
1	3	PFBS	299.0 > 79.7	8.53e1	5.84e1	1.00	1.82	2.43	2.43	18.2	10.1968	102.0	2.895	NO
2	5	PFHxA	313 > 269	5.82e2	2.85e2	1.00	1.02	2.94	2.94	10.2	11.9427	119.4	17.904	NO
3	7	PFHpA	363.0 > 318.9	3.72e2	4.84e2	1.00	0.961	3.56	3.56	9.61	8.5382	85.4	48.526	YES
4	8	L-PFHxS	398.9 > 79.6	4.94e1	3.81e1	1.00	1.62	3.59	3.72	16.2	9.9975	100.0	1.281	NO
5	11	L-PFOA	412.9 > 368.9	6.01e2	7.41e2	1.00	1.01	4.17	4.09	10.1	10.1502	101.5	2.815	NO
6	38	13C3-PFBS	302. > 98.8	5.84e1	8.25e2	1.00	0.0708	2.44	2.43	0.885	12.3836	99.1		
7	40	13C2-PFHxA	315 > 270	2.85e2	8.25e2	1.00	0.864	2.95	2.94	4.32	4.3003	86.0		
8	41	13C4-PFHpA	367.2 > 321.8	4.84e2	8.25e2	1.00	0.586	3.56	3.56	7.33	12.0331	96.3		
9	42	18O2-PFHxS	403.0 > 102.6	3.81e1	9.86e1	1.00	0.386	3.72	3.72	4.83	9.6354	77.1		
10	44	13C2-PFOA	414.9 > 369.7	7.41e2	9.07e2	1.00	0.816	4.09	4.09	10.2	12.3262	98.6		
11	-1													
12	14	PFNA	463.0 > 418.8	7.40e2	7.11e2	1.00	1.30	4.54	4.53	13.0	12.8844	128.8	5.142	NO
13	16	L-PFOS	498.9 > 79.9	7.45e1	9.05e1	1.00	1.03	4.63	4.62	10.3	12.5242	125.2	2.848	YES
14	18	PFDA	513 > 468.8	7.21e2	7.41e2	1.00	1.22	4.92	4.91	12.2	9.7583	97.6	6.823	NO
15	21	L-MeFOSAA	570 > 419	1.29e2	1.99e2	1.00	0.809	4.98	5.07	8.09	6.9903	69.9 (A)	2.749	NO
16	25	PFUdA	563.0 > 518.9	7.03e2	8.43e2	1.00	1.04	5.25	5.25	10.4	10.8281	108.3	14.209	NO
17	45	13C5-PFNA	468.2 > 422.9	7.11e2	7.96e2	1.00	0.893	4.54	4.53	11.2	11.5661	92.5		
18	47	13C8-PFOS	507.0 > 79.9	9.05e1	7.35e1	1.00	1.23	4.63	4.62	15.4	14.1735	113.4		
19	48	13C2-PFDA	515.1 > 469.9	7.41e2	7.77e2	1.00	0.953	4.92	4.91	11.9	11.9321	95.5		
20	50	d3-N-MeFOSAA	573.3 > 419	1.99e2	8.19e2	1.00	0.243	5.08	5.07	3.04	13.2544	106.0		
21	51	13C2-PFUdA	565 > 519.8	8.43e2	8.19e2	1.00	1.03	5.25	5.25	12.9	13.2267	105.8		
22	-1													
23	23	L-EtFOSAA	584.1 > 419	9.75e1	2.04e2	1.00	0.599	5.24	5.24	5.99	6.2701	62.7 (A)	1.327	NO
24	29	PFTrDA	662.9 > 618.9	7.11e2	7.77e2	1.00	1.14	5.79	5.79	11.4	10.0403	100.4	33.459	NO
25	27	PFDoA	612.9 > 569.0	6.92e2	7.77e2	1.00	1.11	5.54	5.54	11.1	9.9516	99.5	7.277	NO
26	30	PFTeDA	712.8 > 669.0	6.80e2	5.11e2	1.00	1.66	6.01	6.01	16.6	13.0594	130.6 (B)	19.582	YES
27	61	13C5-PFHxA	318 > 272.9	8.25e2	8.25e2	1.00	1.00	2.95	2.94	12.5	12.5000	100.0		
28	52	d5-N-EtFOSAA	589.3 > 419	2.04e2	8.19e2	1.00	0.248	5.23	5.23	3.11	12.0655	96.5		
29	53	13C2-PFDoA	615.0 > 569.7	7.77e2	7.77e2	1.00	1.00	5.54	5.53	12.5	11.5773	92.6		
30	53	13C2-PFDoA	615.0 > 569.7	7.77e2	7.77e2	1.00	1.00	5.54	5.53	12.5	11.5773	92.6		
31	55	13C2-PFTeDA	714.8 > 669.6	5.11e2	8.19e2	1.00	0.623	6.01	6.01	7.79	11.2999	90.4		
32	63	13C8-PFOA	420.9 > 376	9.07e2	9.07e2	1.00	1.00	4.09	4.09	12.5	12.5000	100.0		
33	-1													
34	62	13C3-PFHxS	401.8 > 79.9	9.86e1	9.86e1	1.00	1.00	3.72	3.71	12.5	12.5000	100.0		
35	64	13C9-PFNA	472.2 > 426.9	7.96e2	7.96e2	1.00	1.00	4.54	4.53	12.5	12.5000	100.0		
36	65	13C4-PFOS	503 > 79.9	7.35e1	7.35e1	1.00	1.00	4.63	4.62	12.5	12.5000	100.0		

KEF 8/17/18

Vista Analytical Laboratory

Dataset: F:\Projects\PFAS.PRO\Results\New folder\180816M1-61.qld

Last Altered: Friday, August 17, 2018 15:20:04 Pacific Daylight Time
Printed: Friday, August 17, 2018 15:20:09 Pacific Daylight Time

Name: 180816M1_61, Date: 17-Aug-2018, Time: 04:52:30, ID: ST180816M1-13 PFC CS3 18H0906, Description: PFC CS3 18H0906

	#	Name	Trace	Area	IS Area	wt/vol	RRF	Pred.RT	RT	Response	Conc.	%Rec	Ion Ratio	Ratio Out?
37	66	13C6-PFDA	519.1 > 473.7	7.77e2	7.77e2	1.00	1.00	4.92	4.91	12.5	12.5000	100.0		
38	67	13C7-PFUdA	570.1 > 524.8	8.19e2	8.19e2	1.00	1.00	5.25	5.25	12.5	12.5000	100.0		

Vista Analytical Laboratory

Dataset: Untitled

Last Altered: Friday, August 17, 2018 15:59:46 Pacific Daylight Time
Printed: Friday, August 17, 2018 16:00:00 Pacific Daylight Time

Method: F:\Projects\PFAS.PRO\MethDB\PFAS_FULL_80C_081618.mdb 17 Aug 2018 13:46:30
Calibration: F:\Projects\PFAS.PRO\CurveDB\C18_VAL-PFAS_Q4_08-16-18_L14.cdb 17 Aug 2018 14:16:47

Compound name: PFBA

	#	Name	ID	Acq.Date	Acq.Time
1	1	180816M1_1	IPA	16-Aug-18	18:08:32
2	2	180816M1_2	ST180816M1-1 PFC CS-2 18H0901	16-Aug-18	18:19:18
3	3	180816M1_3	ST180816M1-2 PFC CS-1 18H0902	16-Aug-18	18:30:00
4	4	180816M1_4	ST180816M1-3 PFC CS0 18H0903	16-Aug-18	18:40:46
5	5	180816M1_5	ST180816M1-4 PFC CS1 18H0904	16-Aug-18	18:51:29
6	6	180816M1_6	ST180816M1-5 PFC CS2 18H0905	16-Aug-18	19:02:14
7	7	180816M1_7	ST180816M1-6 PFC CS3 18H0906	16-Aug-18	19:12:54
8	8	180816M1_8	ST180816M1-7 PFC CS4 18H0907	16-Aug-18	19:23:41
9	9	180816M1_9	ST180816M1-8 PFC CS5 18H0908	16-Aug-18	19:34:27
10	10	180816M1_10	ST180816M1-9 PFC CS6 18H0909	16-Aug-18	19:45:08
11	11	180816M1_11	ST180816M1-10 PFC CS7 18H0910	16-Aug-18	19:55:55
12	12	180816M1_12	IPA	16-Aug-18	20:06:41
13	13	180816M1_13	ICV180816M1-1 PFC 537 ICV 18G3017	16-Aug-18	20:17:44
14	14	180816M1_14	B8G0132-BS1 OPR 0.25	16-Aug-18	20:28:25
15	15	180816M1_15	B8G0132-MS1 Matrix Spike 0.24037	16-Aug-18	20:39:12
16	16	180816M1_16	B8G0132-MSD1 Matrix Spike Dup 0.24	16-Aug-18	20:49:53
17	17	180816M1_17	B8G0132-BLK1 Method Blank 0.25	16-Aug-18	21:00:40
18	18	180816M1_18	1801706-01 1807360-01A 0.2747	16-Aug-18	21:11:26
19	19	180816M1_19	1801706-02 1807360-02A 0.24385	16-Aug-18	21:22:07
20	20	180816M1_20	1801706-03 1807360-03A 0.243	16-Aug-18	21:32:54
21	21	180816M1_21	1801706-04 1807360-04A 0.23885	16-Aug-18	21:43:35
22	22	180816M1_22	1801706-05 1807360-05A 0.27597	16-Aug-18	21:54:21
23	23	180816M1_23	1801722-01 EB01-180709 0.2616	16-Aug-18	22:05:03
24	24	180816M1_24	1801722-02 EB01-180710 0.25569	16-Aug-18	22:15:41
25	25	180816M1_25	1801722-03 EB02-180710 0.26639	16-Aug-18	22:26:28
26	26	180816M1_26	1801722-04 EB03-180710 0.25467	16-Aug-18	22:37:09
27	27	180816M1_27	1801722-05 EB04-180710 0.25766	16-Aug-18	22:47:55
28	28	180816M1_28	IPA	16-Aug-18	22:58:36
29	29	180816M1_29	ST180816M1-11 PFC CS3 18H0906	16-Aug-18	23:09:22
30	30	180816M1_30	1801722-06 EB05-180710 0.25081	16-Aug-18	23:20:03
31	31	180816M1_31	1801722-07 EB06-180710 0.25898	16-Aug-18	23:30:41
32	32	180816M1_32	1801722-08 EB01-180711 0.25872	16-Aug-18	23:41:27

Vista Analytical Laboratory

Dataset: Untitled

Last Altered: Friday, August 17, 2018 15:59:46 Pacific Daylight Time
Printed: Friday, August 17, 2018 16:00:00 Pacific Daylight Time

Compound name: PFBA

	#	Name	ID	Acq.Date	Acq.Time
33	33	180816M1_33	1801724-01 MW-30 0.2541	16-Aug-18	23:52:08
34	34	180816M1_34	1801724-02 MW-31 0.24486	17-Aug-18	00:02:54
35	35	180816M1_35	1801724-03 BD-01 0.24208	17-Aug-18	00:13:41
36	36	180816M1_36	1801724-04 Field Blank0710 0.25654	17-Aug-18	00:24:22
37	37	180816M1_37	B8G0097-BS1 OPR 1	17-Aug-18	00:35:00
38	38	180816M1_38	1801812-01RE1 REEPDW1208 0.12339	17-Aug-18	00:45:47
39	39	180816M1_39	1801812-02RE1 REEPDW1209 0.1206	17-Aug-18	00:56:34
40	40	180816M1_40	1801812-03RE1 REEPDW1210 0.1215	17-Aug-18	01:07:14
41	41	180816M1_41	IPA	17-Aug-18	01:18:01
42	42	180816M1_42	ST180816M1-12 PFC CS3 18H0906	17-Aug-18	01:28:42
43	43	180816M1_43	1801812-04RE1 REEPDW570 0.12076	17-Aug-18	01:39:28
44	44	180816M1_44	1801812-05RE1 REEPDW1211 0.12178	17-Aug-18	01:50:09
45	45	180816M1_45	1801813-01RE1 REEPDW1208FRB 0....	17-Aug-18	02:00:56
46	46	180816M1_46	1801813-02RE1 REEPDW1209FRB 0....	17-Aug-18	02:11:37
47	47	180816M1_47	1801813-03RE1 REEPDW1210FRB 0....	17-Aug-18	02:22:15
48	48	180816M1_48	1801813-04RE1 REEPDW1211FRB 0....	17-Aug-18	02:33:02
49	49	180816M1_49	1801814-01RE1 H18-00800-001 FTB 0....	17-Aug-18	02:43:43
50	50	180816M1_50	1801814-02RE1 H18-00800-002 VNT-1...	17-Aug-18	02:54:30
51	51	180816M1_51	1801766-06RE1 IS720W03S-20180712...	17-Aug-18	03:05:08

Vista Analytical Laboratory

Dataset: Untitled

Last Altered: Friday, August 17, 2018 18:50:03 Pacific Daylight Time *DNU; Injected with wrong MS file KBF 8/17/18
Printed: Friday, August 17, 2018 18:50:07 Pacific Daylight Time

Method: Z:\Projects\PFAS.PRO\MethDB\PFAS_FULL_80C_072518.mdb 27 Jul 2018 12:03:35
Calibration: Z:\Projects\PFAS.PRO\CurveDB\C18_VAL-PFAS_Q4_07-25-18.cdb 26 Jul 2018 10:45:37

Compound name: PFBA

	#	Name	ID	Acq.Date	Acq.Time	
1	1	180816M1_52	1801766-06 IS720W03S-20180712 0.2...	17-Aug-18	03:15:55	*

Vista Analytical Laboratory

Dataset: Untitled

Last Altered: Friday, August 17, 2018 16:00:48 Pacific Daylight Time
Printed: Friday, August 17, 2018 16:00:53 Pacific Daylight Time

Method: F:\Projects\PFAS.PRO\MethDB\PFAS_FULL_80C_081618.mdb 17 Aug 2018 13:46:30
Calibration: F:\Projects\PFAS.PRO\CurveDB\C18_VAL-PFAS_Q4_08-16-18_L14.cdb 17 Aug 2018 14:16:47

Compound name: PFBA

	#	Name	ID	Acq.Date	Acq.Time
1	1	180816M1_53	1801766-05RE1@20X DUP01-201807...	17-Aug-18	03:26:36
2	2	180816M1_54	IPA	17-Aug-18	03:37:22
3	3	180816M1_55	1801766-07RE1@20X I012MW13S-20...	17-Aug-18	03:48:02
4	4	180816M1_56	IPA	17-Aug-18	03:58:49

Vista Analytical Laboratory

Dataset: Untitled

Last Altered: Friday, August 17, 2018 18:50:39 Pacific Daylight Time
Printed: Friday, August 17, 2018 18:50:43 Pacific Daylight Time

*DNU; Injected with wrong MS file KBF 8/17/18

Method: Z:\Projects\PFAS.PRO\MethDB\PFAS_FULL_80C_072518.mdb 27 Jul 2018 12:03:35
Calibration: Z:\Projects\PFAS.PRO\CurveDB\C18_VAL-PFAS_Q4_07-25-18.cdb 26 Jul 2018 10:45:37

Compound name: PFBA

	#	Name	ID	Acq.Date	Acq.Time	
1	1	180816M1_57	1801766-05@40X DUP01-20180712 0....	17-Aug-18	04:09:35	*

Vista Analytical Laboratory

Dataset: Untitled

Last Altered: Friday, August 17, 2018 18:52:34 Pacific Daylight Time
Printed: Friday, August 17, 2018 18:52:39 Pacific Daylight Time

Method: Z:\Projects\PFAS.PRO\MethDB\PFAS_FULL_80C_081618.mdb 17 Aug 2018 13:46:30
Calibration: Z:\Projects\PFAS.PRO\CurveDB\C18_VAL-PFAS_Q4_08-16-18_L14.cdb 17 Aug 2018 14:16:47

Compound name: PFBA

	#	Name	ID	Acq.Date	Acq.Time
1	1	180816M1_58	IPA	17-Aug-18	04:20:17

Vista Analytical Laboratory

Dataset: Untitled

Last Altered: Friday, August 17, 2018 18:51:30 Pacific Daylight Time
Printed: Friday, August 17, 2018 18:51:57 Pacific Daylight Time

*DNU; Injected with wrong MS file KBF 8/17/18

Method: Z:\Projects\PFAS.PRO\MethDB\PFAS_FULL_80C_072518.mdb 27 Jul 2018 12:03:35
Calibration: Z:\Projects\PFAS.PRO\CurveDB\C18_VAL-PFAS_Q4_07-25-18.cdb 26 Jul 2018 10:45:37

Compound name: PFBA

	#	Name	ID	Acq.Date	Acq.Time	
1	1	180816M1_59	1801766-07@40X I012MW13S-201807...	17-Aug-18	04:31:04	*

Vista Analytical Laboratory

Dataset: Untitled

Last Altered: Friday, August 17, 2018 16:01:35 Pacific Daylight Time
Printed: Friday, August 17, 2018 16:01:40 Pacific Daylight Time

Method: F:\Projects\PFAS.PRO\MethDB\PFAS_FULL_80C_081618.mdb 17 Aug 2018 13:46:30
Calibration: F:\Projects\PFAS.PRO\CurveDB\C18_VAL-PFAS_Q4_08-16-18_L14.cdb 17 Aug 2018 14:16:47

Compound name: PFBA

	#	Name	ID	Acq.Date	Acq.Time
1	1	180816M1_60	IPA	17-Aug-18	04:41:44
2	2	180816M1_61	ST180816M1-13 PFC CS3 18H0906	17-Aug-18	04:52:30
3	3	180816M1_62	ST180816M1-14 PFC CS0 18H0903	17-Aug-18	05:03:13
4	4	180816M1_63	B8G0238-BS1 OPR 0.25	17-Aug-18	05:13:59
5	5	180816M1_64	B8G0238-MS1 Matrix Spike 0.24901	17-Aug-18	05:24:39
6	6	180816M1_65	B8G0238-MSD1 Matrix Spike Dup 0.245...	17-Aug-18	05:35:25
7	7	180816M1_66	B8G0238-BLK1 Method Blank 0.25	17-Aug-18	05:46:07
8	8	180816M1_67	1802055-01 Clarks-DW-072518 0.24525	17-Aug-18	05:56:45
9	9	180816M1_68	1802055-02 Clarks-FB-072518 0.2438	17-Aug-18	06:07:32
10	10	180816M1_69	1802055-03 Shop Pasture-DW-072518 ...	17-Aug-18	06:18:18
11	11	180816M1_70	1802055-04 Shop Pasture-FB-072518 0...	17-Aug-18	06:29:00
12	12	180816M1_71	1802055-05 Welder HQ-DW-072518 0.2...	17-Aug-18	06:39:46
13	13	180816M1_72	1802055-06 Welder HQ-FB-072518 0.2...	17-Aug-18	06:50:27
14	14	180816M1_73	1802055-07 Lupes House-DW-072518 ...	17-Aug-18	07:01:14
15	15	180816M1_74	1802055-08 Lupes House-FB-072518 0....	17-Aug-18	07:11:55
16	16	180816M1_75	1802055-09 Charlies-DW-072518 0.243...	17-Aug-18	07:22:42
17	17	180816M1_76	1802055-10 Charlies-FB-072518 0.2447	17-Aug-18	07:33:23
18	18	180816M1_77	1802055-11 Hortzendorf-DW-072518 0....	17-Aug-18	07:44:09
19	19	180816M1_78	1802055-12 Hortzendorf-FB-072518 0.2...	17-Aug-18	07:54:50
20	20	180816M1_79	1802055-13 Charlies Pasture-DW-0725...	17-Aug-18	08:05:37
21	21	180816M1_80	1802055-14 Charlies Pasture-FB-07251...	17-Aug-18	08:16:17
22	22	180816M1_81	1802055-15 Shooting Range 1-DW-072...	17-Aug-18	08:27:04
23	23	180816M1_82	1802055-16 Shooting Range 1-FB-0725...	17-Aug-18	08:37:44
24	24	180816M1_83	1802055-17 DUP-1 0.24858	17-Aug-18	08:48:30
25	25	180816M1_84	1801674-06 271 Stage Rd 0.11887	17-Aug-18	08:59:11
26	26	180816M1_85	IPA	17-Aug-18	09:09:58
27	27	180816M1_86	ST180816M1-15 PFC CS3 18H0906	17-Aug-18	09:20:38
28	28	180816M1_87	1801681-01 CA-MW-5 0.1185	17-Aug-18	09:31:26
29	29	180816M1_88	1801681-02 CA-MW-DUP-10 0.11809	17-Aug-18	09:42:11
30	30	180816M1_89	1801681-03 CA-MW-4 0.11748	17-Aug-18	09:52:52
31	31	180816M1_90	1801681-04 CA-MW-10 0.1198	17-Aug-18	10:03:38
32	32	180816M1_91	1801681-05 CA-MW-3 0.11922	17-Aug-18	10:14:19

Vista Analytical Laboratory

Dataset: Untitled

Last Altered: Friday, August 17, 2018 16:01:35 Pacific Daylight Time
Printed: Friday, August 17, 2018 16:01:40 Pacific Daylight Time

Compound name: PFBA

	#	Name	ID	Acq.Date	Acq.Time
33	33	180816M1_92	1801681-06 CA-MW-8 0.12199	17-Aug-18	10:25:06
34	34	180816M1_93	1801681-07 CA-MW-9 0.11059	17-Aug-18	10:35:47
35	35	180816M1_94	1801681-08 CA-MW-2 0.12511	17-Aug-18	10:46:34
36	36	180816M1_95	1801681-09 CA-MW-6 0.11796	17-Aug-18	10:57:15
37	37	180816M1_96	1801681-10 CA-MW-7 0.1137	17-Aug-18	11:08:01
38	38	180816M1_97	IPA	17-Aug-18	11:18:42
39	39	180816M1_98	ST180816M1-16 PFC CS3 18H0906	17-Aug-18	11:29:29
40	40	180816M1_99	1801766-06 IS720W03S-20180712 0.2...	17-Aug-18	11:52:11
41	41	180816M1_100	1801766-05@40X DUP01-20180712 0....	17-Aug-18	12:02:56
42	42	180816M1_101	1801766-07@40X I012MW13S-201807...	17-Aug-18	12:13:37
43	43	180816M1_102	1801681-11 Field Blank-0710 0.11847	17-Aug-18	12:24:24
44	44	180816M1_103	IPA	17-Aug-18	12:35:04
45	45	180816M1_104	ST180816M1-17 PFC CS3 18H0906	17-Aug-18	12:45:51
46	46	180816M1_105	1801766-05RE1@20X DUP01-201807...	17-Aug-18	13:18:10
47	47	180816M1_106	1801766-07RE1@20X I012MW13S-20...	17-Aug-18	13:28:52
48	48	180816M1_107	1801766-06RE1 IS720W03S-20180712...	17-Aug-18	13:39:38
49	49	180816M1_108	ST180816M1-18 PFC CS3 18H0906	17-Aug-18	13:50:20
50	50	180816M1_109	1801766-05RE1@20X DUP01-201807...	17-Aug-18	14:14:58
51	51	180816M1_110	ST180816M1-19 PFC CS3 18H0906	17-Aug-18	14:25:40

Vista Analytical Laboratory

Dataset: F:\Projects\PFAS.PRO\Results\New folder\180816M1-61.qld

Last Altered: Friday, August 17, 2018 15:20:04 Pacific Daylight Time
Printed: Friday, August 17, 2018 15:20:09 Pacific Daylight Time

Method: F:\Projects\PFAS.PRO\MethDB\PFAS_FULL_80C_081618.mdb 17 Aug 2018 13:46:30
Calibration: F:\Projects\PFAS.PRO\CurveDB\C18_VAL-PFAS_Q4_08-16-18_L14.cdb 17 Aug 2018 14:16:47

Name: 180816M1_61, Date: 17-Aug-2018, Time: 04:52:30, ID: ST180816M1-13 PFC CS3 18H0906, Description: PFC CS3 18H0906

PFBS

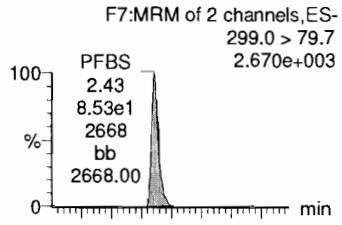

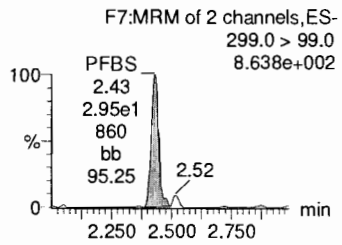

PFHxA

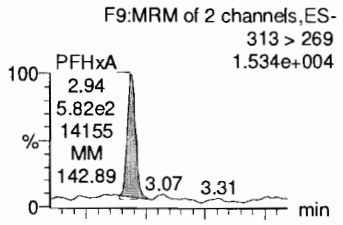

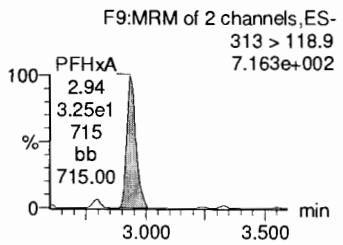

PFHpA

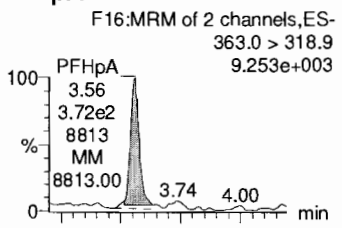

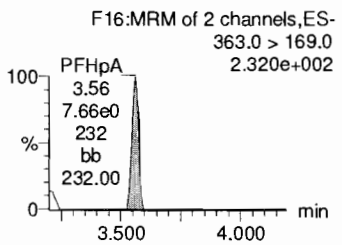

L-PFHxS

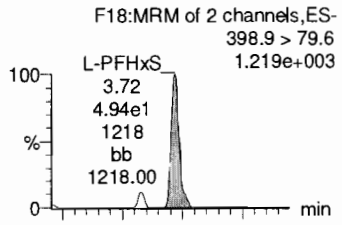

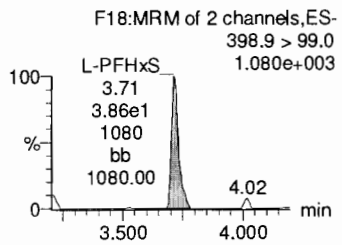

L-PFOA

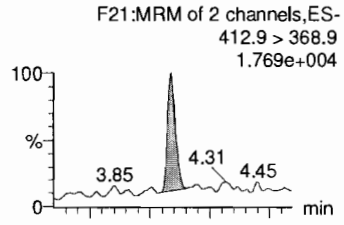

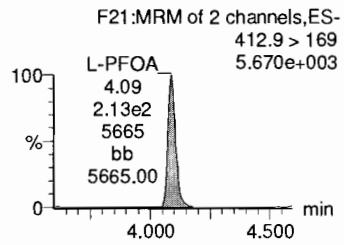

13C3-PFBS

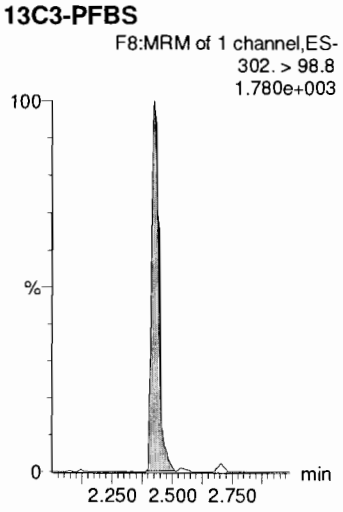

13C2-PFHxA

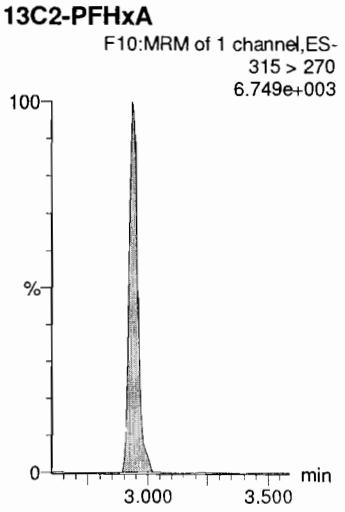

13C4-PFHpA

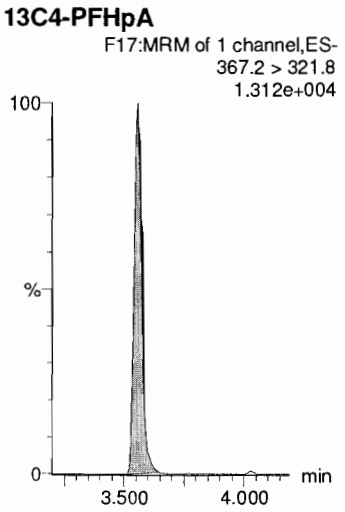

18O2-PFHxS

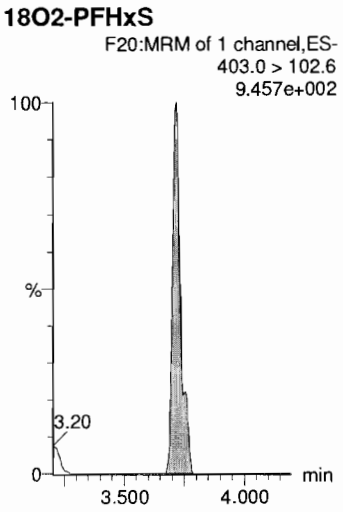

13C2-PFOA

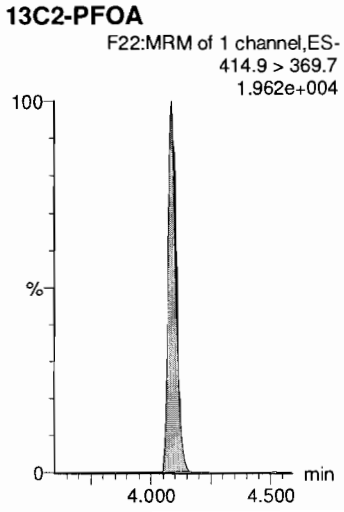

Dataset: F:\Projects\PFAS.PRO\Results\New folder\180816M1-61.qld

Last Altered: Friday, August 17, 2018 15:20:04 Pacific Daylight Time
Printed: Friday, August 17, 2018 15:20:09 Pacific Daylight Time

Name: 180816M1_61, Date: 17-Aug-2018, Time: 04:52:30, ID: ST180816M1-13 PFC CS3 18H0906, Description: PFC CS3 18H0906

PFNA

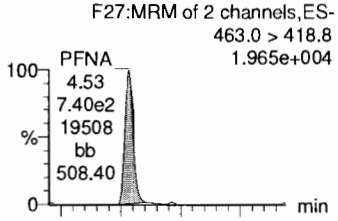

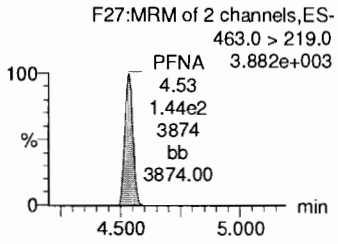

L-PFOS

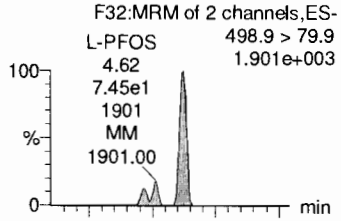

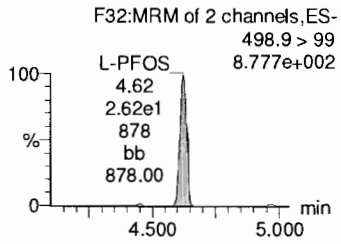

PFDA

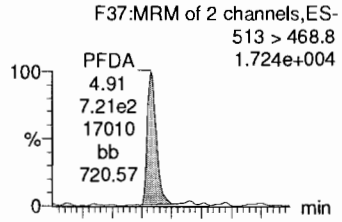

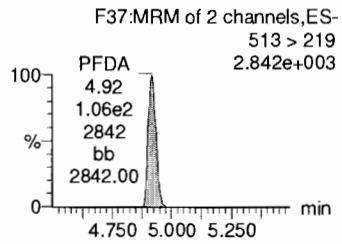

L-MeFOSAA

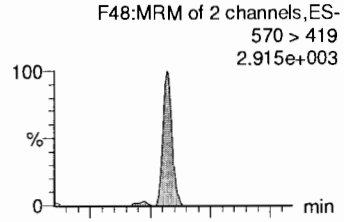

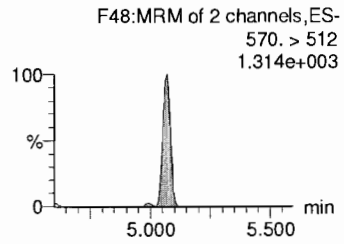

PFUdA

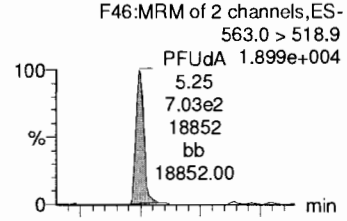

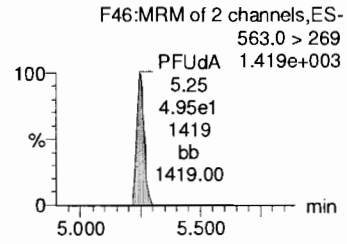

13C5-PFNA

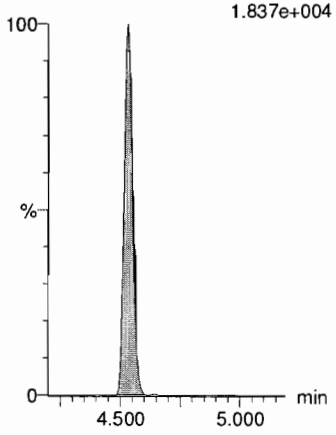

13C8-PFOS

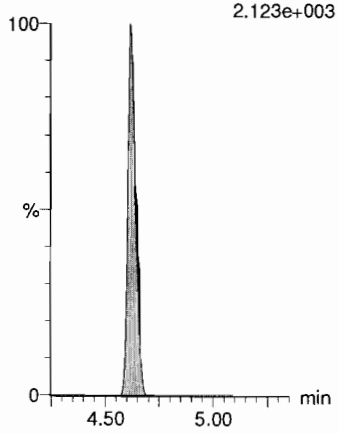

13C2-PFDA

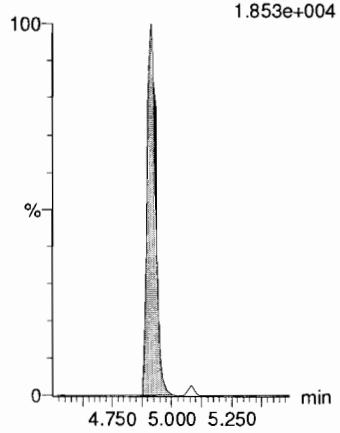

d3-N-MeFOSAA

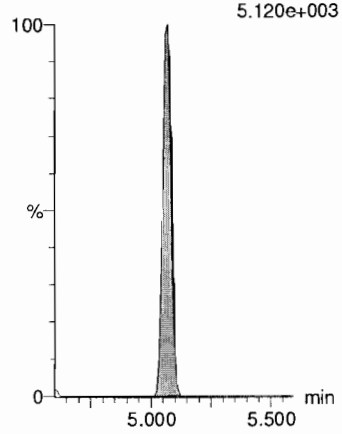

13C2-PFUdA

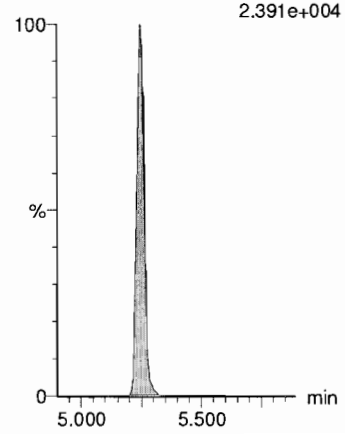

Dataset: F:\Projects\PFAS.PRO\Results\New folder\180816M1-61.qld

Last Altered: Friday, August 17, 2018 15:20:04 Pacific Daylight Time
Printed: Friday, August 17, 2018 15:20:09 Pacific Daylight Time

Name: 180816M1_61, Date: 17-Aug-2018, Time: 04:52:30, ID: ST180816M1-13 PFC CS3 18H0906, Description: PFC CS3 18H0906

L-EtFOSAA

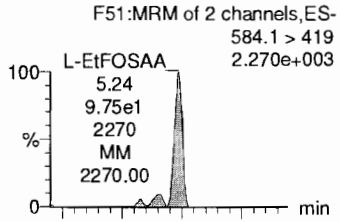

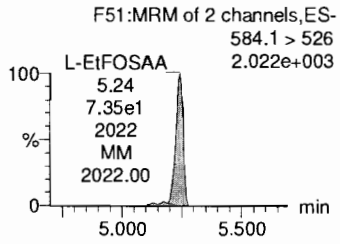

PFTrDA

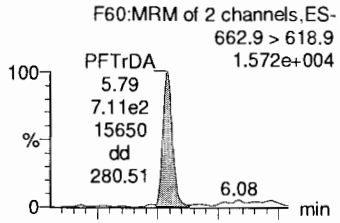

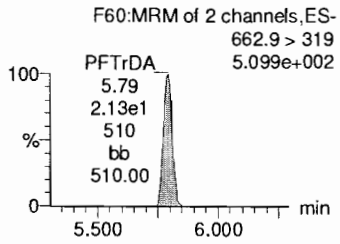

PFDoA

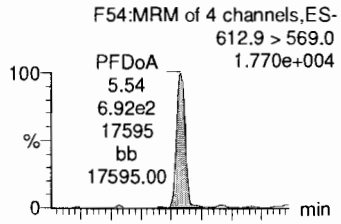

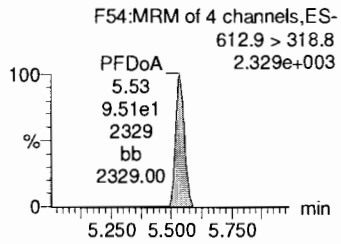

PFTeDA

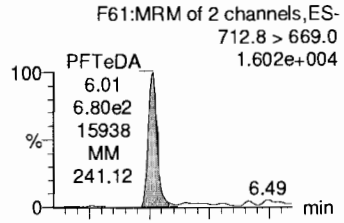

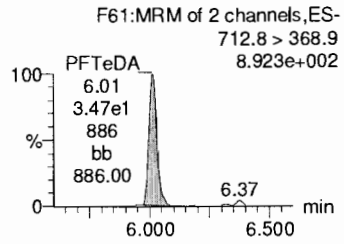

13C5-PFHxA

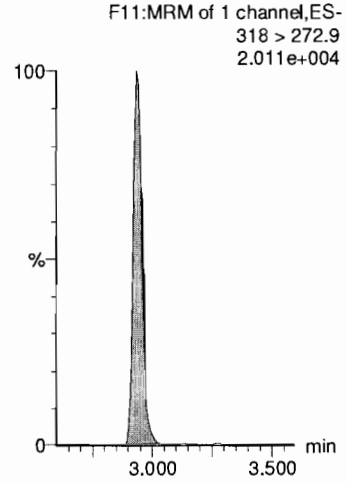

d5-N-EtFOSAA

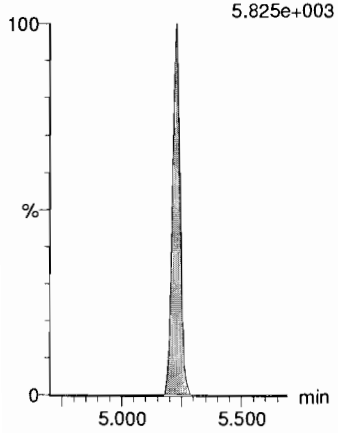

13C2-PFDoA

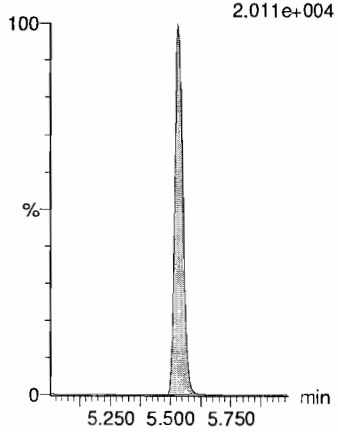

13C2-PFDoA

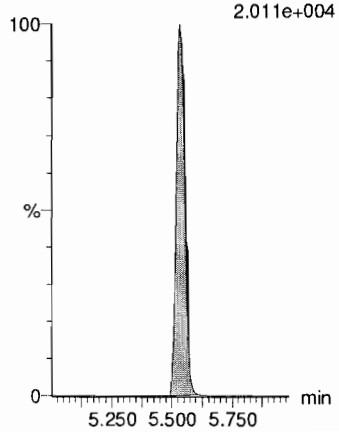

13C2-PFTeDA

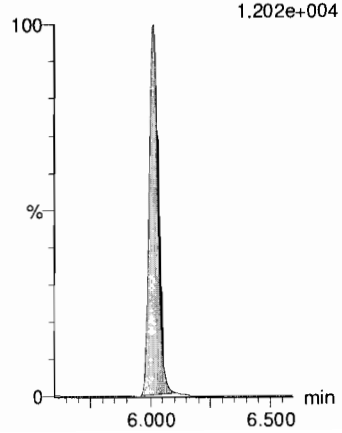

13C8-PFOA

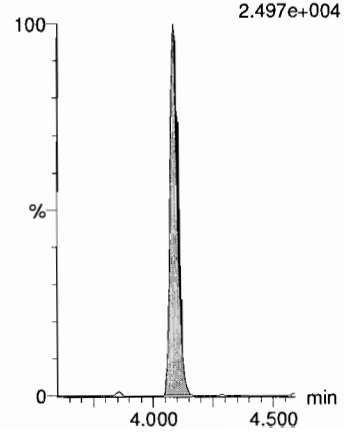

Dataset: F:\Projects\PFAS.PRO\Results\New folder\180816M1-61.qld

Last Altered: Friday, August 17, 2018 15:20:04 Pacific Daylight Time
Printed: Friday, August 17, 2018 15:20:09 Pacific Daylight Time

Name: 180816M1_61, Date: 17-Aug-2018, Time: 04:52:30, ID: ST180816M1-13 PFC CS3 18H0906, Description: PFC CS3 18H0906

13C3-PFHxS

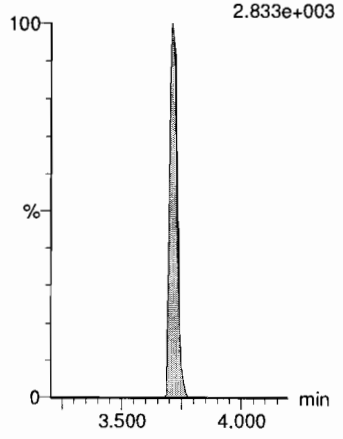

13C9-PFNA

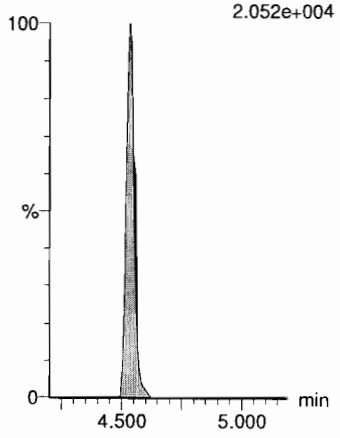

13C4-PFOS



13C6-PFDA

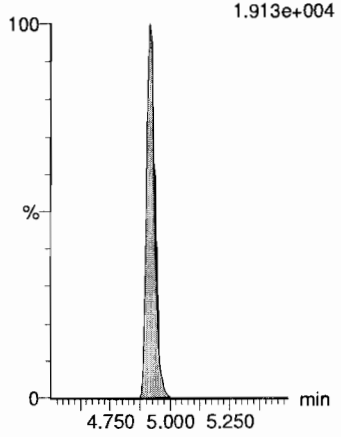

13C7-PFUdA

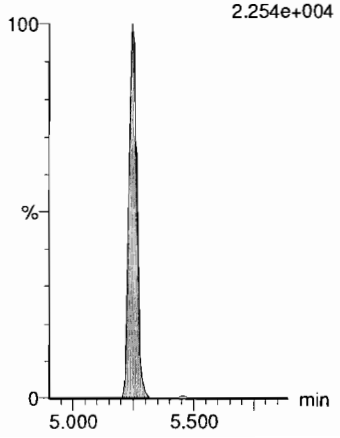

Dataset: F:\Projects\PFAS.PRO\Results\New folder\180816M1-98.qld

Last Altered: Friday, August 17, 2018 15:39:27 Pacific Daylight Time
Printed: Friday, August 17, 2018 15:40:14 Pacific Daylight Time

JMM for AD 8/20/18

Name: 180816M1_98, Date: 17-Aug-2018, Time: 11:29:29, ID: ST180816M1-16 PFC CS3 18H0906, Description: PFC CS3 18H0906

	#	Name	Trace	Area	IS Area	wt/vol	RRF	Pred.RT	RT	Response	Conc.	%Rec	Ion Ratio	Ratio Out?
1	3	PFBS	299.0 > 79.7	2.25e2	1.58e2	1.00	1.79	2.43	2.43	17.9	9.9905	99.9	3.111	NO
2	5	PFHxA	313 > 269	1.57e3	8.74e2	1.00	0.898	2.94	2.94	8.98	10.4963	105.0	15.775	NO
3	7	PFHpA	363.0 > 318.9	1.21e3	1.31e3	1.00	1.15	3.57	3.56	11.5	10.1940	101.9	33.777	NO
4	8	L-PFHxS	398.9 > 79.6	1.13e2	1.17e2	1.00	1.21	3.59	3.72	12.1	7.5124	75.1	1.372	NO
5	11	L-PFOA	412.9 > 368.9	1.57e3	1.85e3	1.00	1.06	4.17	4.09	10.6	10.6006	106.0	2.647	NO
6	38	13C3-PFBS	302. > 98.8	1.58e2	2.16e3	1.00	0.0730	2.44	2.43	0.912	12.7579	102.1		
7	40	13C2-PFHxA	315 > 270	8.74e2	2.16e3	1.00	1.01	2.95	2.94	5.06	5.0350	100.7		
8	41	13C4-PFHpA	367.2 > 321.8	1.31e3	2.16e3	1.00	0.609	3.56	3.56	7.61	12.4849	99.9		
9	42	18O2-PFHxS	403.0 > 102.6	1.17e2	2.71e2	1.00	0.432	3.72	3.72	5.39	10.7616	86.1		
10	44	13C2-PFOA	414.9 > 369.7	1.85e3	2.44e3	1.00	0.758	4.09	4.09	9.47	11.4415	91.5		
11	-1													
12	14	PFNA	463.0 > 418.8	1.92e3	2.37e3	1.00	1.01	4.54	4.54	10.1	10.0044	100.0	8.119	YES
13	16	L-PFOS	498.9 > 79.9	1.82e2	3.26e2	1.00	0.697	4.63	4.63	6.97	8.4896	84.9	1.530	NO
14	18	PFDA	513 > 468.8	1.81e3	2.14e3	1.00	1.06	4.92	4.92	10.6	8.4829	84.8	6.681	NO
15	21	L-MeFOSAA	570 > 419	4.58e2	4.26e2	1.00	1.34	4.98	5.07	13.4	11.5011	115.0	2.652	NO
16	25	PFUdA	563.0 > 518.9	1.73e3	2.32e3	1.00	0.936	5.25	5.25	9.36	9.7235	97.2	17.423	NO
17	45	13C5-PFNA	468.2 > 422.9	2.37e3	2.19e3	1.00	1.08	4.54	4.54	13.5	14.0148	112.1		
18	47	13C8-PFOS	507.0 > 79.9	3.26e2	3.46e2	1.00	0.942	4.63	4.62	11.8	10.8467	86.8		
19	48	13C2-PFDA	515.1 > 469.9	2.14e3	2.07e3	1.00	1.04	4.92	4.92	12.9	12.9617	103.7		
20	50	d3-N-MeFOSAA	573.3 > 419	4.26e2	2.37e3	1.00	0.180	5.08	5.07	2.24	9.7942	78.4		
21	51	13C2-PFUdA	565 > 519.8	2.32e3	2.37e3	1.00	0.976	5.25	5.25	12.2	12.5398	100.3		
22	-1													
23	23	L-EtFOSAA	584.1 > 419	4.39e2	5.59e2	1.00	0.983	5.24	5.24	9.83	10.1557	101.6	1.697	NO
24	29	PFTrDA	662.9 > 618.9	1.87e3	2.32e3	1.00	1.01	5.79	5.79	10.1	8.8366	88.4	36.027	NO
25	27	PFDoA	612.9 > 569.0	2.02e3	2.32e3	1.00	1.09	5.54	5.54	10.9	9.7308	97.3	8.028	NO
26	30	PFTeDA	712.8 > 669.0	1.58e3	1.44e3	1.00	1.37	6.01	6.01	13.7	10.7391	107.4	12.734	NO
27	61	13C5-PFHxA	318 > 272.9	2.16e3	2.16e3	1.00	1.00	2.95	2.94	12.5	12.5000	100.0		
28	52	d5-N-EtFOSAA	589.3 > 419	5.59e2	2.37e3	1.00	0.236	5.23	5.23	2.94	11.4358	91.5		
29	53	13C2-PFDoA	615.0 > 569.7	2.32e3	2.07e3	1.00	1.12	5.54	5.54	14.0	12.9996	104.0		
30	53	13C2-PFDoA	615.0 > 569.7	2.32e3	2.07e3	1.00	1.12	5.54	5.54	14.0	12.9996	104.0		
31	55	13C2-PFTeDA	714.8 > 669.6	1.44e3	2.37e3	1.00	0.608	6.01	6.01	7.60	11.0224	88.2		
32	63	13C8-PFOA	420.9 > 376	2.44e3	2.44e3	1.00	1.00	4.09	4.09	12.5	12.5000	100.0		
33	-1													
34	62	13C3-PFHxS	401.8 > 79.9	2.71e2	2.71e2	1.00	1.00	3.72	3.72	12.5	12.5000	100.0		
35	64	13C9-PFNA	472.2 > 426.9	2.19e3	2.19e3	1.00	1.00	4.54	4.54	12.5	12.5000	100.0		
36	65	13C4-PFOS	503 > 79.9	3.46e2	3.46e2	1.00	1.00	4.63	4.63	12.5	12.5000	100.0		

KK 8/17/18

Dataset: F:\Projects\PFAS.PRO\Results\New folder\180816M1-98.qld

Last Altered: Friday, August 17, 2018 15:39:27 Pacific Daylight Time
Printed: Friday, August 17, 2018 15:40:14 Pacific Daylight Time

Name: 180816M1_98, Date: 17-Aug-2018, Time: 11:29:29, ID: ST180816M1-16 PFC CS3 18H0906, Description: PFC CS3 18H0906

	#	Name	Trace	Area	IS Area	wt/vol	RRF	Pred.RT	RT	Response	Conc.	%Rec	Ion Ratio	Ratio Out?
37	66	13C6-PFDA	519.1 > 473.7	2.07e3	2.07e3	1.00	1.00	4.92	4.92	12.5	12.5000	100.0		
38	67	13C7-PFUdA	570.1 > 524.8	2.37e3	2.37e3	1.00	1.00	5.25	5.25	12.5	12.5000	100.0		

Vista Analytical Laboratory

Dataset: Untitled

Last Altered: Friday, August 17, 2018 15:59:46 Pacific Daylight Time
Printed: Friday, August 17, 2018 16:00:00 Pacific Daylight Time

Method: F:\Projects\PFAS.PRO\MethDB\PFAS_FULL_80C_081618.mdb 17 Aug 2018 13:46:30
Calibration: F:\Projects\PFAS.PRO\CurveDB\C18_VAL-PFAS_Q4_08-16-18_L14.cdb 17 Aug 2018 14:16:47

Compound name: PFBA

	#	Name	ID	Acq.Date	Acq.Time
1	1	180816M1_1	IPA	16-Aug-18	18:08:32
2	2	180816M1_2	ST180816M1-1 PFC CS-2 18H0901	16-Aug-18	18:19:18
3	3	180816M1_3	ST180816M1-2 PFC CS-1 18H0902	16-Aug-18	18:30:00
4	4	180816M1_4	ST180816M1-3 PFC CS0 18H0903	16-Aug-18	18:40:46
5	5	180816M1_5	ST180816M1-4 PFC CS1 18H0904	16-Aug-18	18:51:29
6	6	180816M1_6	ST180816M1-5 PFC CS2 18H0905	16-Aug-18	19:02:14
7	7	180816M1_7	ST180816M1-6 PFC CS3 18H0906	16-Aug-18	19:12:54
8	8	180816M1_8	ST180816M1-7 PFC CS4 18H0907	16-Aug-18	19:23:41
9	9	180816M1_9	ST180816M1-8 PFC CS5 18H0908	16-Aug-18	19:34:27
10	10	180816M1_10	ST180816M1-9 PFC CS6 18H0909	16-Aug-18	19:45:08
11	11	180816M1_11	ST180816M1-10 PFC CS7 18H0910	16-Aug-18	19:55:55
12	12	180816M1_12	IPA	16-Aug-18	20:06:41
13	13	180816M1_13	ICV180816M1-1 PFC 537 ICV 18G3017	16-Aug-18	20:17:44
14	14	180816M1_14	B8G0132-BS1 OPR 0.25	16-Aug-18	20:28:25
15	15	180816M1_15	B8G0132-MS1 Matrix Spike 0.24037	16-Aug-18	20:39:12
16	16	180816M1_16	B8G0132-MSD1 Matrix Spike Dup 0.24	16-Aug-18	20:49:53
17	17	180816M1_17	B8G0132-BLK1 Method Blank 0.25	16-Aug-18	21:00:40
18	18	180816M1_18	1801706-01 1807360-01A 0.2747	16-Aug-18	21:11:26
19	19	180816M1_19	1801706-02 1807360-02A 0.24385	16-Aug-18	21:22:07
20	20	180816M1_20	1801706-03 1807360-03A 0.243	16-Aug-18	21:32:54
21	21	180816M1_21	1801706-04 1807360-04A 0.23885	16-Aug-18	21:43:35
22	22	180816M1_22	1801706-05 1807360-05A 0.27597	16-Aug-18	21:54:21
23	23	180816M1_23	1801722-01 EB01-180709 0.2616	16-Aug-18	22:05:03
24	24	180816M1_24	1801722-02 EB01-180710 0.25569	16-Aug-18	22:15:41
25	25	180816M1_25	1801722-03 EB02-180710 0.26639	16-Aug-18	22:26:28
26	26	180816M1_26	1801722-04 EB03-180710 0.25467	16-Aug-18	22:37:09
27	27	180816M1_27	1801722-05 EB04-180710 0.25766	16-Aug-18	22:47:55
28	28	180816M1_28	IPA	16-Aug-18	22:58:36
29	29	180816M1_29	ST180816M1-11 PFC CS3 18H0906	16-Aug-18	23:09:22
30	30	180816M1_30	1801722-06 EB05-180710 0.25081	16-Aug-18	23:20:03
31	31	180816M1_31	1801722-07 EB06-180710 0.25898	16-Aug-18	23:30:41
32	32	180816M1_32	1801722-08 EB01-180711 0.25872	16-Aug-18	23:41:27

Vista Analytical Laboratory

Dataset: Untitled

Last Altered: Friday, August 17, 2018 15:59:46 Pacific Daylight Time
Printed: Friday, August 17, 2018 16:00:00 Pacific Daylight Time

Compound name: PFBA

	#	Name	ID	Acq.Date	Acq.Time
33	33	180816M1_33	1801724-01 MW-30 0.2541	16-Aug-18	23:52:08
34	34	180816M1_34	1801724-02 MW-31 0.24486	17-Aug-18	00:02:54
35	35	180816M1_35	1801724-03 BD-01 0.24208	17-Aug-18	00:13:41
36	36	180816M1_36	1801724-04 Field Blank0710 0.25654	17-Aug-18	00:24:22
37	37	180816M1_37	B8G0097-BS1 OPR 1	17-Aug-18	00:35:00
38	38	180816M1_38	1801812-01RE1 REEPDW1208 0.12339	17-Aug-18	00:45:47
39	39	180816M1_39	1801812-02RE1 REEPDW1209 0.1206	17-Aug-18	00:56:34
40	40	180816M1_40	1801812-03RE1 REEPDW1210 0.1215	17-Aug-18	01:07:14
41	41	180816M1_41	IPA	17-Aug-18	01:18:01
42	42	180816M1_42	ST180816M1-12 PFC CS3 18H0906	17-Aug-18	01:28:42
43	43	180816M1_43	1801812-04RE1 REEPDW570 0.12076	17-Aug-18	01:39:28
44	44	180816M1_44	1801812-05RE1 REEPDW1211 0.12178	17-Aug-18	01:50:09
45	45	180816M1_45	1801813-01RE1 REEPDW1208FRB 0....	17-Aug-18	02:00:56
46	46	180816M1_46	1801813-02RE1 REEPDW1209FRB 0....	17-Aug-18	02:11:37
47	47	180816M1_47	1801813-03RE1 REEPDW1210FRB 0....	17-Aug-18	02:22:15
48	48	180816M1_48	1801813-04RE1 REEPDW1211FRB 0....	17-Aug-18	02:33:02
49	49	180816M1_49	1801814-01RE1 H18-00800-001 FTB 0....	17-Aug-18	02:43:43
50	50	180816M1_50	1801814-02RE1 H18-00800-002 VNT-1...	17-Aug-18	02:54:30
51	51	180816M1_51	1801766-06RE1 IS720W03S-20180712...	17-Aug-18	03:05:08

Quantify Compound Summary Report **MassLynx MassLynx V4.1 SCN 945**
Vista Analytical Laboratory

Dataset: Untitled

Last Altered: Friday, August 17, 2018 18:50:03 Pacific Daylight Time *DNU; Injected with wrong MS file KBF 8/17/18
Printed: Friday, August 17, 2018 18:50:07 Pacific Daylight Time

Method: Z:\Projects\PFAS.PRO\MethDB\PFAS_FULL_80C_072518.mdb 27 Jul 2018 12:03:35
Calibration: Z:\Projects\PFAS.PRO\CurveDB\C18_VAL-PFAS_Q4_07-25-18.cdb 26 Jul 2018 10:45:37

Compound name: PFBA

	#	Name	ID	Acq.Date	Acq.Time	
1	1	180816M1_52	1801766-06 IS720W03S-20180712 0.2...	17-Aug-18	03:15:55	*

Vista Analytical Laboratory

Dataset: Untitled

Last Altered: Friday, August 17, 2018 16:00:48 Pacific Daylight Time
Printed: Friday, August 17, 2018 16:00:53 Pacific Daylight Time

Method: F:\Projects\PFAS.PRO\MethDB\PFAS_FULL_80C_081618.mdb 17 Aug 2018 13:46:30
Calibration: F:\Projects\PFAS.PRO\CurveDB\C18_VAL-PFAS_Q4_08-16-18_L14.cdb 17 Aug 2018 14:16:47

Compound name: PFBA

	#	Name	ID	Acq.Date	Acq.Time
1	1	180816M1_53	1801766-05RE1@20X DUP01-201807...	17-Aug-18	03:26:36
2	2	180816M1_54	IPA	17-Aug-18	03:37:22
3	3	180816M1_55	1801766-07RE1@20X I012MW13S-20...	17-Aug-18	03:48:02
4	4	180816M1_56	IPA	17-Aug-18	03:58:49

Quantify Compound Summary Report **MassLynx MassLynx V4.1 SCN 945**
Vista Analytical Laboratory

Dataset: Untitled

Last Altered: Friday, August 17, 2018 18:50:39 Pacific Daylight Time
Printed: Friday, August 17, 2018 18:50:43 Pacific Daylight Time

*DNU; Injected with wrong MS file KBF 8/17/18

Method: Z:\Projects\PFAS.PRO\MethDB\PFAS_FULL_80C_072518.mdb 27 Jul 2018 12:03:35
Calibration: Z:\Projects\PFAS.PRO\CurveDB\C18_VAL-PFAS_Q4_07-25-18.cdb 26 Jul 2018 10:45:37

Compound name: PFBA

	#	Name	ID	Acq.Date	Acq.Time	
1	1	180816M1_57	1801766-05@40X DUP01-20180712 0....	17-Aug-18	04:09:35	*

Vista Analytical Laboratory

Dataset: Untitled

Last Altered: Friday, August 17, 2018 18:52:34 Pacific Daylight Time
Printed: Friday, August 17, 2018 18:52:39 Pacific Daylight Time

Method: Z:\Projects\PFAS.PRO\MethDB\PFAS_FULL_80C_081618.mdb 17 Aug 2018 13:46:30
Calibration: Z:\Projects\PFAS.PRO\CurveDB\C18_VAL-PFAS_Q4_08-16-18_L14.cdb 17 Aug 2018 14:16:47

Compound name: PFBA

	#	Name	ID	Acq.Date	Acq.Time
1	1	180816M1_58	IPA	17-Aug-18	04:20:17

Quantify Compound Summary Report **MassLynx MassLynx V4.1 SCN 945**
Vista Analytical Laboratory

Dataset: Untitled

Last Altered: Friday, August 17, 2018 18:51:30 Pacific Daylight Time
Printed: Friday, August 17, 2018 18:51:57 Pacific Daylight Time

*DNU; Injected with wrong MS file KBF 8/17/18

Method: Z:\Projects\PFAS.PRO\MethDB\PFAS_FULL_80C_072518.mdb 27 Jul 2018 12:03:35
Calibration: Z:\Projects\PFAS.PRO\CurveDB\C18_VAL-PFAS_Q4_07-25-18.cdb 26 Jul 2018 10:45:37

Compound name: PFBA

	#	Name	ID	Acq.Date	Acq.Time	
1	1	180816M1_59	1801766-07@40X I012MW13S-201807...	17-Aug-18	04:31:04	*

Vista Analytical Laboratory

Dataset: Untitled

Last Altered: Friday, August 17, 2018 16:01:35 Pacific Daylight Time
Printed: Friday, August 17, 2018 16:01:40 Pacific Daylight Time

Method: F:\Projects\PFAS.PRO\MethDB\PFAS_FULL_80C_081618.mdb 17 Aug 2018 13:46:30
Calibration: F:\Projects\PFAS.PRO\CurveDB\C18_VAL-PFAS_Q4_08-16-18_L14.cdb 17 Aug 2018 14:16:47

Compound name: PFBA

	#	Name	ID	Acq.Date	Acq.Time
1	1	180816M1_60	IPA	17-Aug-18	04:41:44
2	2	180816M1_61	ST180816M1-13 PFC CS3 18H0906	17-Aug-18	04:52:30
3	3	180816M1_62	ST180816M1-14 PFC CS0 18H0903	17-Aug-18	05:03:13
4	4	180816M1_63	B8G0238-BS1 OPR 0.25	17-Aug-18	05:13:59
5	5	180816M1_64	B8G0238-MS1 Matrix Spike 0.24901	17-Aug-18	05:24:39
6	6	180816M1_65	B8G0238-MSD1 Matrix Spike Dup 0.245...	17-Aug-18	05:35:25
7	7	180816M1_66	B8G0238-BLK1 Method Blank 0.25	17-Aug-18	05:46:07
8	8	180816M1_67	1802055-01 Clarks-DW-072518 0.24525	17-Aug-18	05:56:45
9	9	180816M1_68	1802055-02 Clarks-FB-072518 0.2438	17-Aug-18	06:07:32
10	10	180816M1_69	1802055-03 Shop Pasture-DW-072518 ...	17-Aug-18	06:18:18
11	11	180816M1_70	1802055-04 Shop Pasture-FB-072518 0...	17-Aug-18	06:29:00
12	12	180816M1_71	1802055-05 Welder HQ-DW-072518 0.2...	17-Aug-18	06:39:46
13	13	180816M1_72	1802055-06 Welder HQ-FB-072518 0.2...	17-Aug-18	06:50:27
14	14	180816M1_73	1802055-07 Lupes House-DW-072518 ...	17-Aug-18	07:01:14
15	15	180816M1_74	1802055-08 Lupes House-FB-072518 0....	17-Aug-18	07:11:55
16	16	180816M1_75	1802055-09 Charlies-DW-072518 0.243...	17-Aug-18	07:22:42
17	17	180816M1_76	1802055-10 Charlies-FB-072518 0.2447	17-Aug-18	07:33:23
18	18	180816M1_77	1802055-11 Hortzendorf-DW-072518 0....	17-Aug-18	07:44:09
19	19	180816M1_78	1802055-12 Hortzendorf-FB-072518 0.2...	17-Aug-18	07:54:50
20	20	180816M1_79	1802055-13 Charlies Pasture-DW-0725...	17-Aug-18	08:05:37
21	21	180816M1_80	1802055-14 Charlies Pasture-FB-07251...	17-Aug-18	08:16:17
22	22	180816M1_81	1802055-15 Shooting Range 1-DW-072...	17-Aug-18	08:27:04
23	23	180816M1_82	1802055-16 Shooting Range 1-FB-0725...	17-Aug-18	08:37:44
24	24	180816M1_83	1802055-17 DUP-1 0.24858	17-Aug-18	08:48:30
25	25	180816M1_84	1801674-06 271 Stage Rd 0.11887	17-Aug-18	08:59:11
26	26	180816M1_85	IPA	17-Aug-18	09:09:58
27	27	180816M1_86	ST180816M1-15 PFC CS3 18H0906	17-Aug-18	09:20:38
28	28	180816M1_87	1801681-01 CA-MW-5 0.1185	17-Aug-18	09:31:26
29	29	180816M1_88	1801681-02 CA-MW-DUP-10 0.11809	17-Aug-18	09:42:11
30	30	180816M1_89	1801681-03 CA-MW-4 0.11748	17-Aug-18	09:52:52
31	31	180816M1_90	1801681-04 CA-MW-10 0.1198	17-Aug-18	10:03:38
32	32	180816M1_91	1801681-05 CA-MW-3 0.11922	17-Aug-18	10:14:19

Vista Analytical Laboratory

Dataset: Untitled

Last Altered: Friday, August 17, 2018 16:01:35 Pacific Daylight Time
Printed: Friday, August 17, 2018 16:01:40 Pacific Daylight Time

Compound name: PFBA

	#	Name	ID	Acq.Date	Acq.Time
33	33	180816M1_92	1801681-06 CA-MW-8 0.12199	17-Aug-18	10:25:06
34	34	180816M1_93	1801681-07 CA-MW-9 0.11059	17-Aug-18	10:35:47
35	35	180816M1_94	1801681-08 CA-MW-2 0.12511	17-Aug-18	10:46:34
36	36	180816M1_95	1801681-09 CA-MW-6 0.11796	17-Aug-18	10:57:15
37	37	180816M1_96	1801681-10 CA-MW-7 0.1137	17-Aug-18	11:08:01
38	38	180816M1_97	IPA	17-Aug-18	11:18:42
39	39	180816M1_98	ST180816M1-16 PFC CS3 18H0906	17-Aug-18	11:29:29
40	40	180816M1_99	1801766-06 IS720W03S-20180712 0.2...	17-Aug-18	11:52:11
41	41	180816M1_100	1801766-05@40X DUP01-20180712 0....	17-Aug-18	12:02:56
42	42	180816M1_101	1801766-07@40X I012MW13S-201807...	17-Aug-18	12:13:37
43	43	180816M1_102	1801681-11 Field Blank-0710 0.11847	17-Aug-18	12:24:24
44	44	180816M1_103	IPA	17-Aug-18	12:35:04
45	45	180816M1_104	ST180816M1-17 PFC CS3 18H0906	17-Aug-18	12:45:51
46	46	180816M1_105	1801766-05RE1@20X DUP01-201807...	17-Aug-18	13:18:10
47	47	180816M1_106	1801766-07RE1@20X I012MW13S-20...	17-Aug-18	13:28:52
48	48	180816M1_107	1801766-06RE1 IS720W03S-20180712...	17-Aug-18	13:39:38
49	49	180816M1_108	ST180816M1-18 PFC CS3 18H0906	17-Aug-18	13:50:20
50	50	180816M1_109	1801766-05RE1@20X DUP01-201807...	17-Aug-18	14:14:58
51	51	180816M1_110	ST180816M1-19 PFC CS3 18H0906	17-Aug-18	14:25:40

Dataset: F:\Projects\PFAS.PRO\Results\New folder\180816M1-98.qld

Last Altered: Friday, August 17, 2018 15:39:27 Pacific Daylight Time
Printed: Friday, August 17, 2018 15:40:14 Pacific Daylight Time

Method: F:\Projects\PFAS.PRO\MethDB\PFAS_FULL_80C_081618.mdb 17 Aug 2018 13:46:30
Calibration: F:\Projects\PFAS.PRO\CurveDB\C18_VAL-PFAS_Q4_08-16-18_L14.cdb 17 Aug 2018 14:16:47

Name: 180816M1_98, Date: 17-Aug-2018, Time: 11:29:29, ID: ST180816M1-16 PFC CS3 18H0906, Description: PFC CS3 18H0906

PFBS

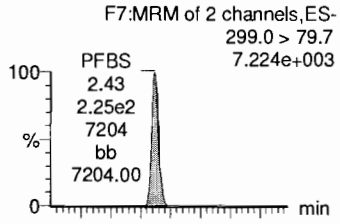

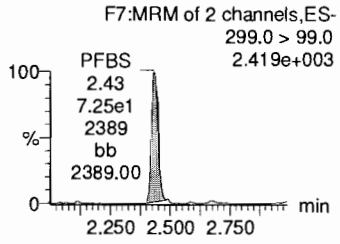

PFHxA

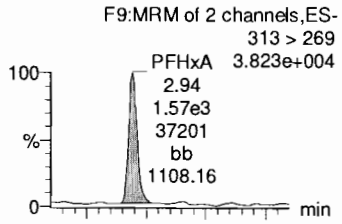

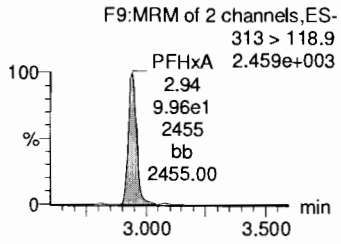

PFHpA

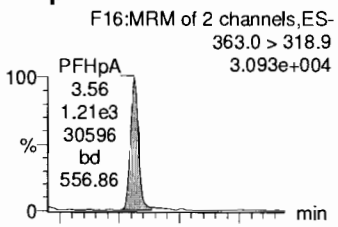

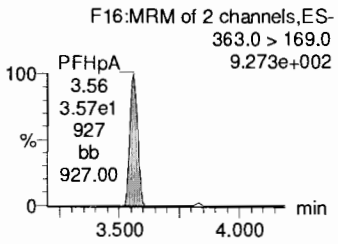

L-PFHxS

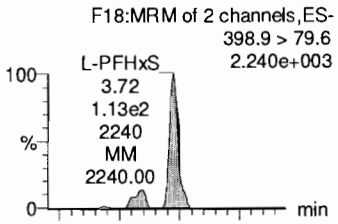

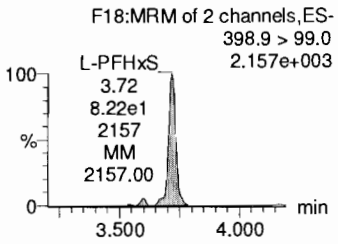

L-PFOA

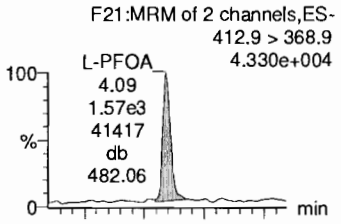

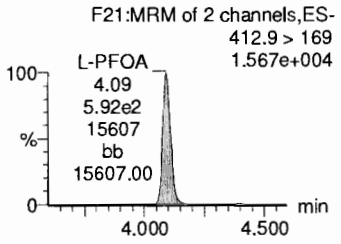

13C3-PFBS

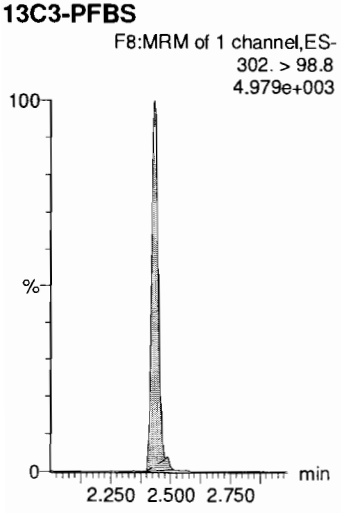

13C2-PFHxA

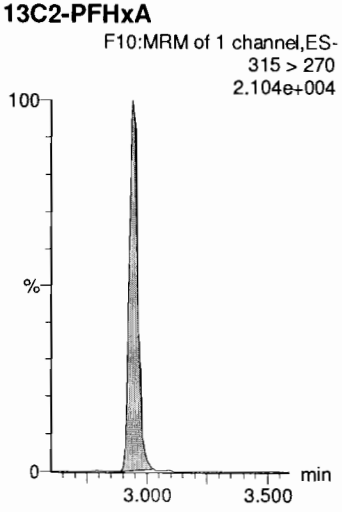

13C4-PFHpA

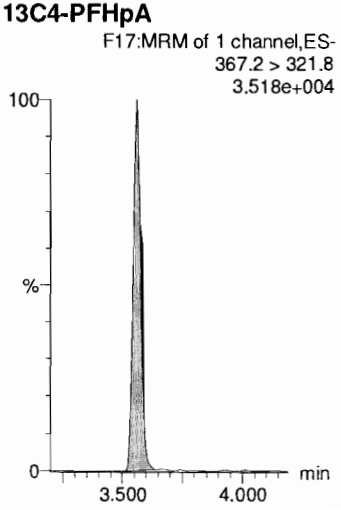

18O2-PFHxS

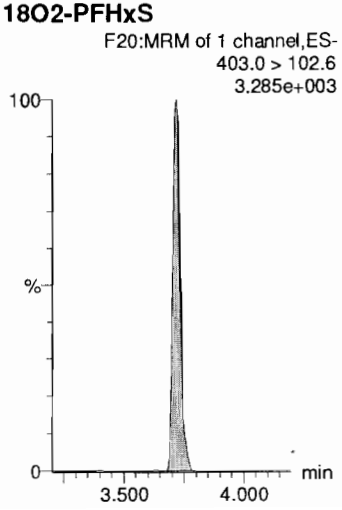

13C2-PFOA

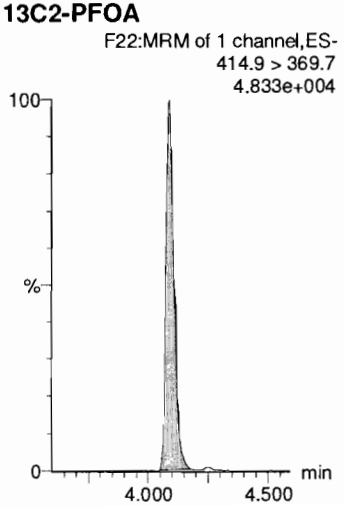

Dataset: F:\Projects\PFAS.PRO\Results\New folder\180816M1-98.qld

Last Altered: Friday, August 17, 2018 15:39:27 Pacific Daylight Time
Printed: Friday, August 17, 2018 15:40:14 Pacific Daylight Time

Name: 180816M1_98, Date: 17-Aug-2018, Time: 11:29:29, ID: ST180816M1-16 PFC CS3 18H0906, Description: PFC CS3 18H0906

PFNA

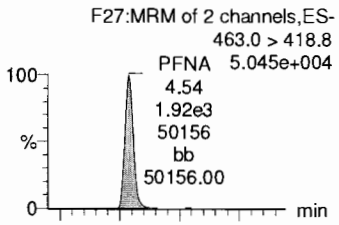

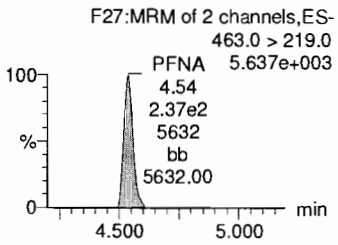

L-PFOS

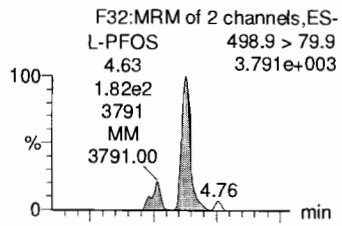

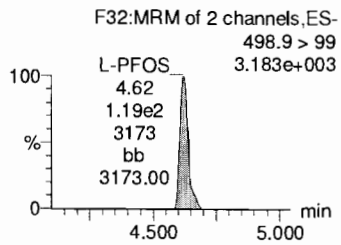

PFDA

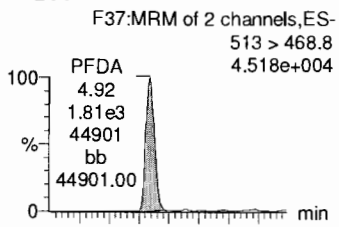

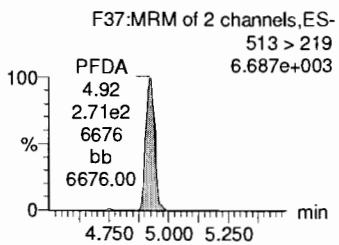

L-MeFOSAA

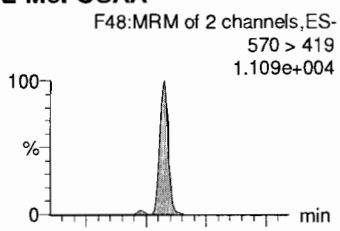

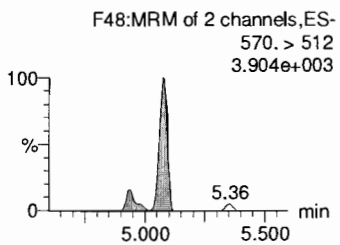

PFUdA

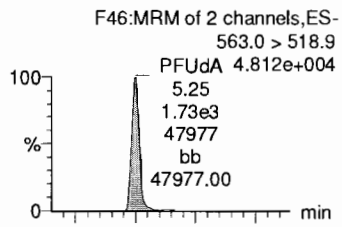

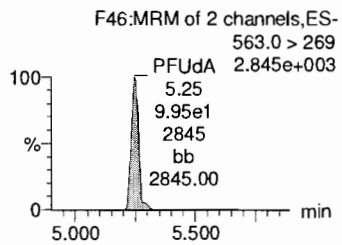

13C5-PFNA

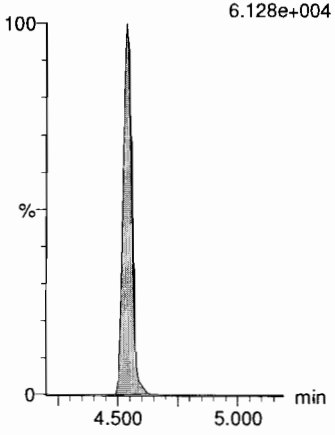

13C8-PFOS

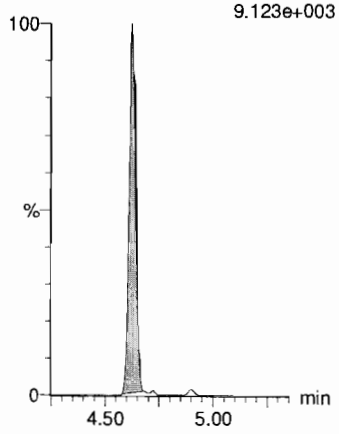

13C2-PFDA

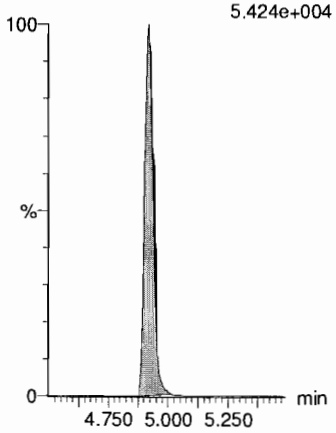

d3-N-MeFOSAA

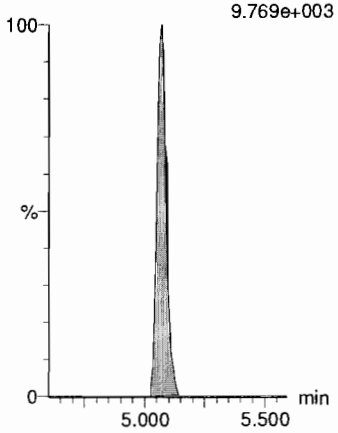

13C2-PFUdA

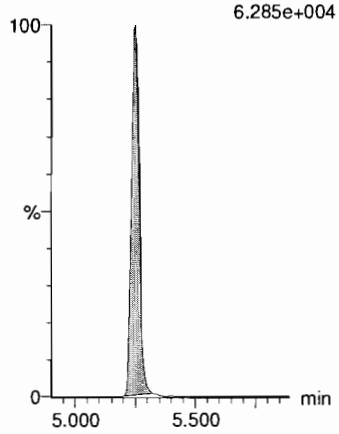

Dataset: F:\Projects\PFAS.PRO\Results\New folder\180816M1-98.qld

Last Altered: Friday, August 17, 2018 15:39:27 Pacific Daylight Time
Printed: Friday, August 17, 2018 15:40:14 Pacific Daylight Time

Name: 180816M1_98, Date: 17-Aug-2018, Time: 11:29:29, ID: ST180816M1-16 PFC CS3 18H0906, Description: PFC CS3 18H0906

L-EtFOSAA

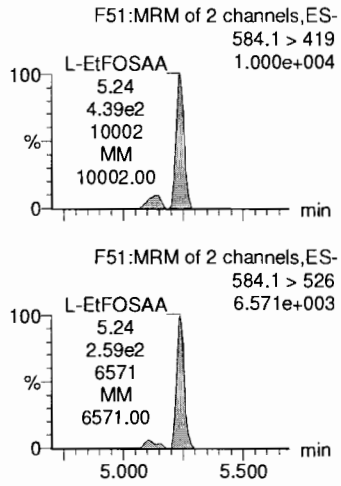

PFTrDA

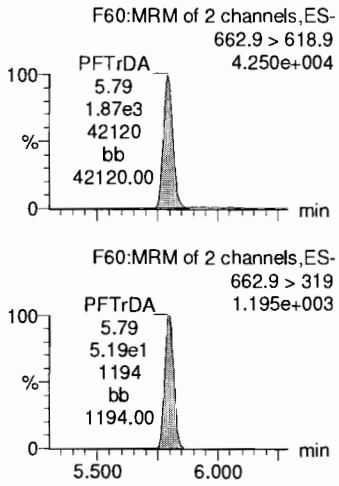

PFDoA

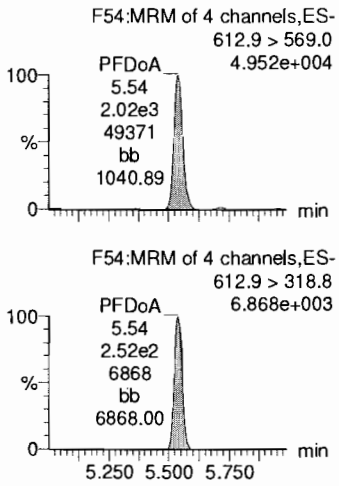

PFTeDA

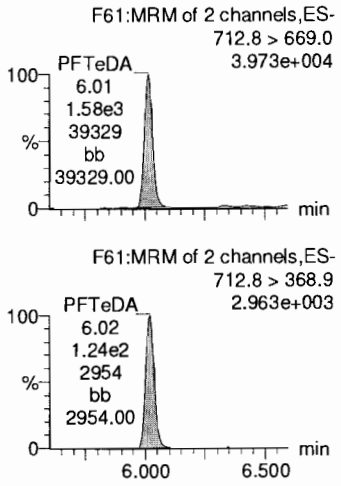

13C5-PFHxA

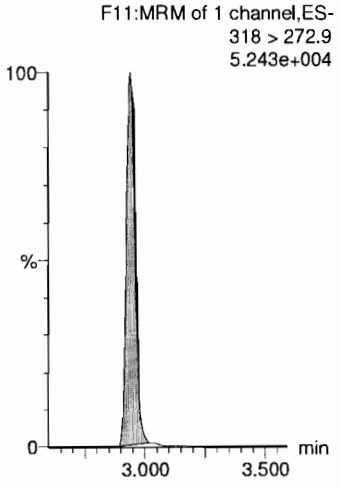

d5-N-EtFOSAA

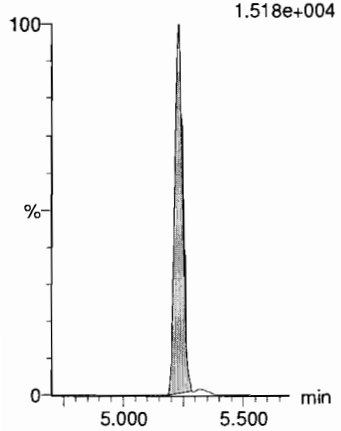

13C2-PFDoA

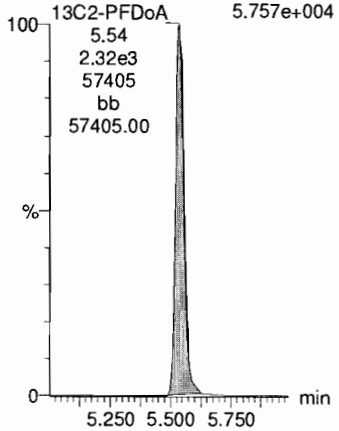

13C2-PFDoA

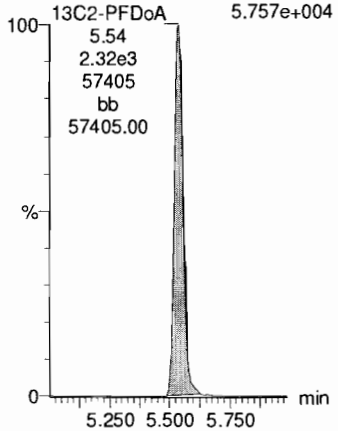

13C2-PFTeDA

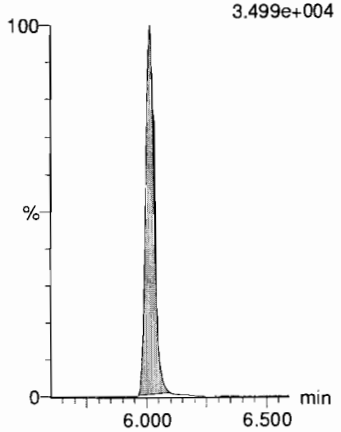

13C8-PFOA

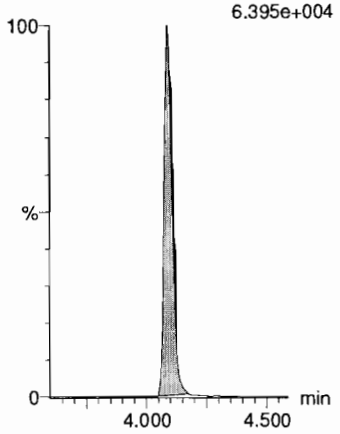

Dataset: F:\Projects\PFAS.PRO\Results\New folder\180816M1-98.qld

Last Altered: Friday, August 17, 2018 15:39:27 Pacific Daylight Time
Printed: Friday, August 17, 2018 15:40:14 Pacific Daylight Time

Name: 180816M1_98, Date: 17-Aug-2018, Time: 11:29:29, ID: ST180816M1-16 PFC CS3 18H0906, Description: PFC CS3 18H0906

13C3-PFHxS

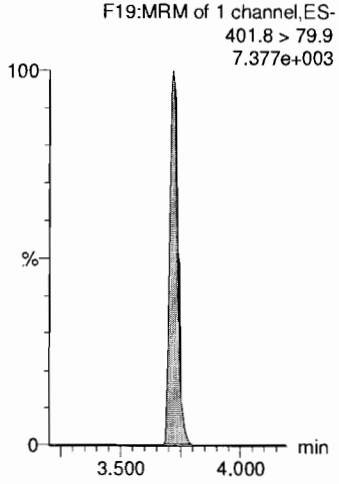

13C9-PFNA

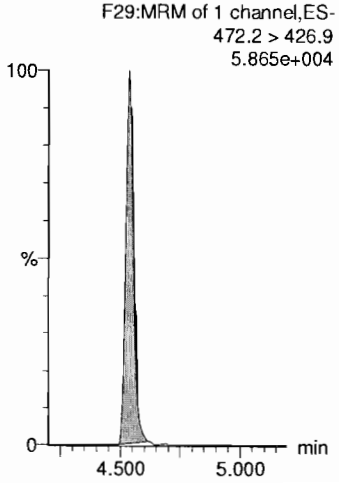

13C4-PFOS

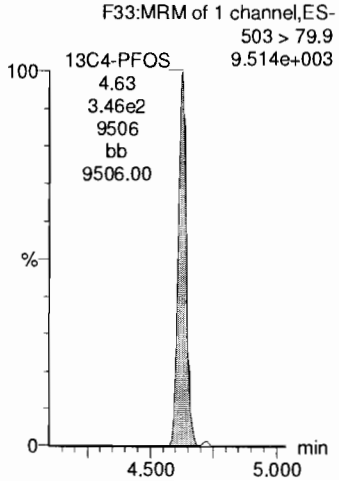

13C6-PFDA

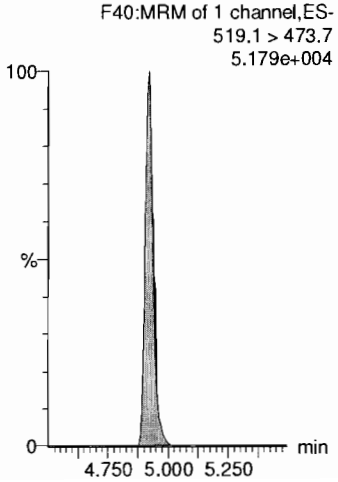

13C7-PFUdA

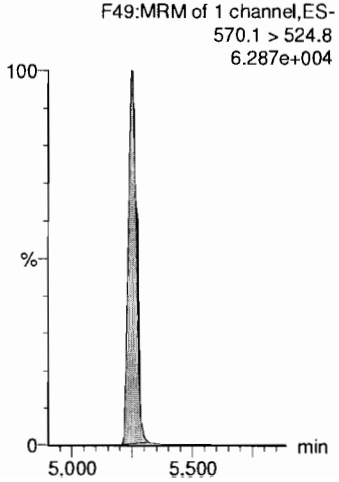

Dataset: F:\Projects\PFAS.PRO\Results\New folder\180816M1-104.qld

Last Altered: Friday, August 17, 2018 15:49:38 Pacific Daylight Time
Printed: Friday, August 17, 2018 15:49:43 Pacific Daylight Time

Jam for AD 9/20/18

Name: 180816M1_104, Date: 17-Aug-2018, Time: 12:45:51, ID: ST180816M1-17 PFC CS3 18H0906, Description: PFC CS3 18H0906

	#	Name	Trace	Area	IS Area	wt/vol	RRF	Pred.RT	RT	Response	Conc.	%Rec	Ion Ratio	Ratio Out?
1	3	PFBS	299.0 > 79.7	1.90e2	1.22e2	1.00	1.95	2.43	2.43	19.5	10.8954	109.0	2.737	NO
2	5	PFHxA	313 > 269	1.32e3	6.97e2	1.00	0.946	2.94	2.94	9.46	11.0540	110.5	14.999	NO
3	7	PFHpA	363.0 > 318.9	1.02e3	1.12e3	1.00	1.14	3.56	3.56	11.4	10.1138	101.1	21.127	NO
4	8	L-PFHxS	398.9 > 79.6	1.45e2	9.69e1	1.00	1.87	3.59	3.72	18.7	11.4928	114.9	1.852	NO
5	11	L-PFOA	412.9 > 368.9	1.43e3	1.71e3	1.00	1.04	4.17	4.09	10.4	10.4408	104.4	2.880	NO
6	38	13C3-PFBS	302. > 98.8	1.22e2	1.92e3	1.00	0.0634	2.44	2.43	0.793	11.0858	88.7		
7	40	13C2-PFHxA	315 > 270	6.97e2	1.92e3	1.00	0.906	2.95	2.94	4.53	4.5099	90.2		
8	41	13C4-PFHpA	367.2 > 321.8	1.12e3	1.92e3	1.00	0.585	3.56	3.56	7.31	11.9931	95.9		
9	42	18O2-PFHxS	403.0 > 102.6	9.69e1	2.42e2	1.00	0.401	3.72	3.72	5.01	10.0003	80.0		
10	44	13C2-PFOA	414.9 > 369.7	1.71e3	2.02e3	1.00	0.848	4.09	4.09	10.6	12.8089	102.5		
11	-1													
12	14	PFNA	463.0 > 418.8	1.68e3	1.93e3	1.00	1.09	4.54	4.54	10.9	10.7506	107.5	6.037	NO
13	16	L-PFOS	498.9 > 79.9	1.74e2	2.79e2	1.00	0.779	4.63	4.63	7.79	9.4801	94.8	1.757	NO
14	18	PFDA	513 > 468.8	1.68e3	1.89e3	1.00	1.11	4.92	4.92	11.1	8.9108	89.1	7.519	NO
15	21	L-MeFOSAA	570 > 419	3.47e2	4.81e2	1.00	0.900	4.98	5.08	9.00	7.7620	77.6	2.387	NO
16	25	PFUdA	563.0 > 518.9	1.44e3	2.07e3	1.00	0.872	5.25	5.25	8.72	9.0562	90.6	11.634	NO
17	45	13C5-PFNA	468.2 > 422.9	1.93e3	1.95e3	1.00	0.985	4.54	4.54	12.3	12.7528	102.0		
18	47	13C8-PFOS	507.0 > 79.9	2.79e2	2.77e2	1.00	1.01	4.63	4.62	12.6	11.5888	92.7		
19	48	13C2-PFDA	515.1 > 469.9	1.89e3	1.75e3	1.00	1.08	4.92	4.92	13.5	13.4958	108.0		
20	50	d3-N-MeFOSAA	573.3 > 419	4.81e2	2.07e3	1.00	0.233	5.08	5.07	2.91	12.7120	101.7		
21	51	13C2-PFUdA	565 > 519.8	2.07e3	2.07e3	1.00	1.00	5.25	5.25	12.5	12.8657	102.9		
22	-1													
23	23	L-EtFOSAA	584.1 > 419	3.39e2	4.84e2	1.00	0.875	5.24	5.23	8.75	9.0666	90.7	1.158	NO
24	29	PFTrDA	662.9 > 618.9	1.73e3	1.98e3	1.00	1.09	5.79	5.79	10.9	9.5928	95.9	48.534	YES
25	27	PFDoA	612.9 > 569.0	1.81e3	1.98e3	1.00	1.15	5.54	5.53	11.5	10.2582	102.6	10.090	NO
26	30	PFTeDA	712.8 > 669.0	1.36e3	1.26e3	1.00	1.35	6.01	6.01	13.5	10.5996	106.0	10.264	NO
27	61	13C5-PFHxA	318 > 272.9	1.92e3	1.92e3	1.00	1.00	2.95	2.94	12.5	12.5000	100.0		
28	52	d5-N-EtFOSAA	589.3 > 419	4.84e2	2.07e3	1.00	0.234	5.23	5.23	2.93	11.3689	91.0		
29	53	13C2-PFDoA	615.0 > 569.7	1.98e3	1.75e3	1.00	1.13	5.54	5.54	14.1	13.0556	104.4		
30	53	13C2-PFDoA	615.0 > 569.7	1.98e3	1.75e3	1.00	1.13	5.54	5.54	14.1	13.0556	104.4		
31	55	13C2-PFTeDA	714.8 > 669.6	1.26e3	2.07e3	1.00	0.610	6.01	6.01	7.62	11.0489	88.4		
32	63	13C8-PFOA	420.9 > 376	2.02e3	2.02e3	1.00	1.00	4.09	4.09	12.5	12.5000	100.0		
33	-1													
34	62	13C3-PFHxS	401.8 > 79.9	2.42e2	2.42e2	1.00	1.00	3.72	3.72	12.5	12.5000	100.0		
35	64	13C9-PFNA	472.2 > 426.9	1.95e3	1.95e3	1.00	1.00	4.54	4.54	12.5	12.5000	100.0		
36	65	13C4-PFOS	503 > 79.9	2.77e2	2.77e2	1.00	1.00	4.63	4.62	12.5	12.5000	100.0		

VBF 8/17/18

Dataset: F:\Projects\PFAS.PRO\Results\New folder\180816M1-104.qld

Last Altered: Friday, August 17, 2018 15:49:38 Pacific Daylight Time
Printed: Friday, August 17, 2018 15:49:43 Pacific Daylight Time

Name: 180816M1_104, Date: 17-Aug-2018, Time: 12:45:51, ID: ST180816M1-17 PFC CS3 18H0906, Description: PFC CS3 18H0906

	#	Name	Trace	Area	IS Area	wt/vol	RRF	Pred.RT	RT	Response	Conc.	%Rec	Ion Ratio	Ratio Out?
37	66	13C6-PFDA	519.1 > 473.7	1.75e3	1.75e3	1.00	1.00	4.92	4.92	12.5	12.5000	100.0		
38	67	13C7-PFUdA	570.1 > 524.8	2.07e3	2.07e3	1.00	1.00	5.25	5.25	12.5	12.5000	100.0		

Vista Analytical Laboratory

Dataset: Untitled

Last Altered: Friday, August 17, 2018 15:59:46 Pacific Daylight Time
Printed: Friday, August 17, 2018 16:00:00 Pacific Daylight Time

Method: F:\Projects\PFAS.PRO\MethDB\PFAS_FULL_80C_081618.mdb 17 Aug 2018 13:46:30
Calibration: F:\Projects\PFAS.PRO\CurveDB\C18_VAL-PFAS_Q4_08-16-18_L14.cdb 17 Aug 2018 14:16:47

Compound name: PFBA

	#	Name	ID	Acq.Date	Acq.Time
1	1	180816M1_1	IPA	16-Aug-18	18:08:32
2	2	180816M1_2	ST180816M1-1 PFC CS-2 18H0901	16-Aug-18	18:19:18
3	3	180816M1_3	ST180816M1-2 PFC CS-1 18H0902	16-Aug-18	18:30:00
4	4	180816M1_4	ST180816M1-3 PFC CS0 18H0903	16-Aug-18	18:40:46
5	5	180816M1_5	ST180816M1-4 PFC CS1 18H0904	16-Aug-18	18:51:29
6	6	180816M1_6	ST180816M1-5 PFC CS2 18H0905	16-Aug-18	19:02:14
7	7	180816M1_7	ST180816M1-6 PFC CS3 18H0906	16-Aug-18	19:12:54
8	8	180816M1_8	ST180816M1-7 PFC CS4 18H0907	16-Aug-18	19:23:41
9	9	180816M1_9	ST180816M1-8 PFC CS5 18H0908	16-Aug-18	19:34:27
10	10	180816M1_10	ST180816M1-9 PFC CS6 18H0909	16-Aug-18	19:45:08
11	11	180816M1_11	ST180816M1-10 PFC CS7 18H0910	16-Aug-18	19:55:55
12	12	180816M1_12	IPA	16-Aug-18	20:06:41
13	13	180816M1_13	ICV180816M1-1 PFC 537 ICV 18G3017	16-Aug-18	20:17:44
14	14	180816M1_14	B8G0132-BS1 OPR 0.25	16-Aug-18	20:28:25
15	15	180816M1_15	B8G0132-MS1 Matrix Spike 0.24037	16-Aug-18	20:39:12
16	16	180816M1_16	B8G0132-MSD1 Matrix Spike Dup 0.24	16-Aug-18	20:49:53
17	17	180816M1_17	B8G0132-BLK1 Method Blank 0.25	16-Aug-18	21:00:40
18	18	180816M1_18	1801706-01 1807360-01A 0.2747	16-Aug-18	21:11:26
19	19	180816M1_19	1801706-02 1807360-02A 0.24385	16-Aug-18	21:22:07
20	20	180816M1_20	1801706-03 1807360-03A 0.243	16-Aug-18	21:32:54
21	21	180816M1_21	1801706-04 1807360-04A 0.23885	16-Aug-18	21:43:35
22	22	180816M1_22	1801706-05 1807360-05A 0.27597	16-Aug-18	21:54:21
23	23	180816M1_23	1801722-01 EB01-180709 0.2616	16-Aug-18	22:05:03
24	24	180816M1_24	1801722-02 EB01-180710 0.25569	16-Aug-18	22:15:41
25	25	180816M1_25	1801722-03 EB02-180710 0.26639	16-Aug-18	22:26:28
26	26	180816M1_26	1801722-04 EB03-180710 0.25467	16-Aug-18	22:37:09
27	27	180816M1_27	1801722-05 EB04-180710 0.25766	16-Aug-18	22:47:55
28	28	180816M1_28	IPA	16-Aug-18	22:58:36
29	29	180816M1_29	ST180816M1-11 PFC CS3 18H0906	16-Aug-18	23:09:22
30	30	180816M1_30	1801722-06 EB05-180710 0.25081	16-Aug-18	23:20:03
31	31	180816M1_31	1801722-07 EB06-180710 0.25898	16-Aug-18	23:30:41
32	32	180816M1_32	1801722-08 EB01-180711 0.25872	16-Aug-18	23:41:27

Vista Analytical Laboratory

Dataset: Untitled

Last Altered: Friday, August 17, 2018 15:59:46 Pacific Daylight Time
Printed: Friday, August 17, 2018 16:00:00 Pacific Daylight Time

Compound name: PFBA

	#	Name	ID	Acq.Date	Acq.Time
33	33	180816M1_33	1801724-01 MW-30 0.2541	16-Aug-18	23:52:08
34	34	180816M1_34	1801724-02 MW-31 0.24486	17-Aug-18	00:02:54
35	35	180816M1_35	1801724-03 BD-01 0.24208	17-Aug-18	00:13:41
36	36	180816M1_36	1801724-04 Field Blank0710 0.25654	17-Aug-18	00:24:22
37	37	180816M1_37	B8G0097-BS1 OPR 1	17-Aug-18	00:35:00
38	38	180816M1_38	1801812-01RE1 REEPDW1208 0.12339	17-Aug-18	00:45:47
39	39	180816M1_39	1801812-02RE1 REEPDW1209 0.1206	17-Aug-18	00:56:34
40	40	180816M1_40	1801812-03RE1 REEPDW1210 0.1215	17-Aug-18	01:07:14
41	41	180816M1_41	IPA	17-Aug-18	01:18:01
42	42	180816M1_42	ST180816M1-12 PFC CS3 18H0906	17-Aug-18	01:28:42
43	43	180816M1_43	1801812-04RE1 REEPDW570 0.12076	17-Aug-18	01:39:28
44	44	180816M1_44	1801812-05RE1 REEPDW1211 0.12178	17-Aug-18	01:50:09
45	45	180816M1_45	1801813-01RE1 REEPDW1208FRB 0....	17-Aug-18	02:00:56
46	46	180816M1_46	1801813-02RE1 REEPDW1209FRB 0....	17-Aug-18	02:11:37
47	47	180816M1_47	1801813-03RE1 REEPDW1210FRB 0....	17-Aug-18	02:22:15
48	48	180816M1_48	1801813-04RE1 REEPDW1211FRB 0....	17-Aug-18	02:33:02
49	49	180816M1_49	1801814-01RE1 H18-00800-001 FTB 0....	17-Aug-18	02:43:43
50	50	180816M1_50	1801814-02RE1 H18-00800-002 VNT-1...	17-Aug-18	02:54:30
51	51	180816M1_51	1801766-06RE1 IS720W03S-20180712...	17-Aug-18	03:05:08

Vista Analytical Laboratory

Dataset: Untitled

Last Altered: Friday, August 17, 2018 18:50:03 Pacific Daylight Time *DNU; Injected with wrong MS file KBF 8/17/18
Printed: Friday, August 17, 2018 18:50:07 Pacific Daylight Time

Method: Z:\Projects\PFAS.PRO\MethDB\PFAS_FULL_80C_072518.mdb 27 Jul 2018 12:03:35
Calibration: Z:\Projects\PFAS.PRO\CurveDB\C18_VAL-PFAS_Q4_07-25-18.cdb 26 Jul 2018 10:45:37

Compound name: PFBA

	#	Name	ID	Acq.Date	Acq.Time	
1	1	180816M1_52	1801766-06 IS720W03S-20180712 0.2...	17-Aug-18	03:15:55	*

Vista Analytical Laboratory

Dataset: Untitled

Last Altered: Friday, August 17, 2018 16:00:48 Pacific Daylight Time
Printed: Friday, August 17, 2018 16:00:53 Pacific Daylight Time

Method: F:\Projects\PFAS.PRO\MethDB\PFAS_FULL_80C_081618.mdb 17 Aug 2018 13:46:30
Calibration: F:\Projects\PFAS.PRO\CurveDB\C18_VAL-PFAS_Q4_08-16-18_L14.cdb 17 Aug 2018 14:16:47

Compound name: PFBA

	#	Name	ID	Acq.Date	Acq.Time
1	1	180816M1_53	1801766-05RE1@20X DUP01-201807...	17-Aug-18	03:26:36
2	2	180816M1_54	IPA	17-Aug-18	03:37:22
3	3	180816M1_55	1801766-07RE1@20X I012MW13S-20...	17-Aug-18	03:48:02
4	4	180816M1_56	IPA	17-Aug-18	03:58:49

Vista Analytical Laboratory

Dataset: Untitled

Last Altered: Friday, August 17, 2018 18:50:39 Pacific Daylight Time
Printed: Friday, August 17, 2018 18:50:43 Pacific Daylight Time

*DNU; Injected with wrong MS file KBF 8/17/18

Method: Z:\Projects\PFAS.PRO\MethDB\PFAS_FULL_80C_072518.mdb 27 Jul 2018 12:03:35
Calibration: Z:\Projects\PFAS.PRO\CurveDB\C18_VAL-PFAS_Q4_07-25-18.cdb 26 Jul 2018 10:45:37

Compound name: PFBA

	#	Name	ID	Acq.Date	Acq.Time	
1	1	180816M1_57	1801766-05@40X DUP01-20180712 0....	17-Aug-18	04:09:35	*

Vista Analytical Laboratory

Dataset: Untitled

Last Altered: Friday, August 17, 2018 18:52:34 Pacific Daylight Time
Printed: Friday, August 17, 2018 18:52:39 Pacific Daylight Time

Method: Z:\Projects\PFAS.PRO\MethDB\PFAS_FULL_80C_081618.mdb 17 Aug 2018 13:46:30
Calibration: Z:\Projects\PFAS.PRO\CurveDB\C18_VAL-PFAS_Q4_08-16-18_L14.cdb 17 Aug 2018 14:16:47

Compound name: PFBA

	#	Name	ID	Acq.Date	Acq.Time
1	1	180816M1_58	IPA	17-Aug-18	04:20:17

Vista Analytical Laboratory

Dataset: Untitled

Last Altered: Friday, August 17, 2018 18:51:30 Pacific Daylight Time
Printed: Friday, August 17, 2018 18:51:57 Pacific Daylight Time

*DNU; Injected with wrong MS file KBF 8/17/18

Method: Z:\Projects\PFAS.PRO\MethDB\PFAS_FULL_80C_072518.mdb 27 Jul 2018 12:03:35
Calibration: Z:\Projects\PFAS.PRO\CurveDB\C18_VAL-PFAS_Q4_07-25-18.cdb 26 Jul 2018 10:45:37

Compound name: PFBA

	#	Name	ID	Acq.Date	Acq.Time	
1	1	180816M1_59	1801766-07@40X I012MW13S-201807...	17-Aug-18	04:31:04	*

Vista Analytical Laboratory

Dataset: Untitled

Last Altered: Friday, August 17, 2018 16:01:35 Pacific Daylight Time
Printed: Friday, August 17, 2018 16:01:40 Pacific Daylight Time

Method: F:\Projects\PFAS.PRO\MethDB\PFAS_FULL_80C_081618.mdb 17 Aug 2018 13:46:30
Calibration: F:\Projects\PFAS.PRO\CurveDB\C18_VAL-PFAS_Q4_08-16-18_L14.cdb 17 Aug 2018 14:16:47

Compound name: PFBA

	#	Name	ID	Acq.Date	Acq.Time
1	1	180816M1_60	IPA	17-Aug-18	04:41:44
2	2	180816M1_61	ST180816M1-13 PFC CS3 18H0906	17-Aug-18	04:52:30
3	3	180816M1_62	ST180816M1-14 PFC CS0 18H0903	17-Aug-18	05:03:13
4	4	180816M1_63	B8G0238-BS1 OPR 0.25	17-Aug-18	05:13:59
5	5	180816M1_64	B8G0238-MS1 Matrix Spike 0.24901	17-Aug-18	05:24:39
6	6	180816M1_65	B8G0238-MSD1 Matrix Spike Dup 0.245...	17-Aug-18	05:35:25
7	7	180816M1_66	B8G0238-BLK1 Method Blank 0.25	17-Aug-18	05:46:07
8	8	180816M1_67	1802055-01 Clarks-DW-072518 0.24525	17-Aug-18	05:56:45
9	9	180816M1_68	1802055-02 Clarks-FB-072518 0.2438	17-Aug-18	06:07:32
10	10	180816M1_69	1802055-03 Shop Pasture-DW-072518 ...	17-Aug-18	06:18:18
11	11	180816M1_70	1802055-04 Shop Pasture-FB-072518 0...	17-Aug-18	06:29:00
12	12	180816M1_71	1802055-05 Welder HQ-DW-072518 0.2...	17-Aug-18	06:39:46
13	13	180816M1_72	1802055-06 Welder HQ-FB-072518 0.2...	17-Aug-18	06:50:27
14	14	180816M1_73	1802055-07 Lupes House-DW-072518 ...	17-Aug-18	07:01:14
15	15	180816M1_74	1802055-08 Lupes House-FB-072518 0....	17-Aug-18	07:11:55
16	16	180816M1_75	1802055-09 Charlies-DW-072518 0.243...	17-Aug-18	07:22:42
17	17	180816M1_76	1802055-10 Charlies-FB-072518 0.2447	17-Aug-18	07:33:23
18	18	180816M1_77	1802055-11 Hortzendorf-DW-072518 0....	17-Aug-18	07:44:09
19	19	180816M1_78	1802055-12 Hortzendorf-FB-072518 0.2...	17-Aug-18	07:54:50
20	20	180816M1_79	1802055-13 Charlies Pasture-DW-0725...	17-Aug-18	08:05:37
21	21	180816M1_80	1802055-14 Charlies Pasture-FB-07251...	17-Aug-18	08:16:17
22	22	180816M1_81	1802055-15 Shooting Range 1-DW-072...	17-Aug-18	08:27:04
23	23	180816M1_82	1802055-16 Shooting Range 1-FB-0725...	17-Aug-18	08:37:44
24	24	180816M1_83	1802055-17 DUP-1 0.24858	17-Aug-18	08:48:30
25	25	180816M1_84	1801674-06 271 Stage Rd 0.11887	17-Aug-18	08:59:11
26	26	180816M1_85	IPA	17-Aug-18	09:09:58
27	27	180816M1_86	ST180816M1-15 PFC CS3 18H0906	17-Aug-18	09:20:38
28	28	180816M1_87	1801681-01 CA-MW-5 0.1185	17-Aug-18	09:31:26
29	29	180816M1_88	1801681-02 CA-MW-DUP-10 0.11809	17-Aug-18	09:42:11
30	30	180816M1_89	1801681-03 CA-MW-4 0.11748	17-Aug-18	09:52:52
31	31	180816M1_90	1801681-04 CA-MW-10 0.1198	17-Aug-18	10:03:38
32	32	180816M1_91	1801681-05 CA-MW-3 0.11922	17-Aug-18	10:14:19

Vista Analytical Laboratory

Dataset: Untitled

Last Altered: Friday, August 17, 2018 16:01:35 Pacific Daylight Time
Printed: Friday, August 17, 2018 16:01:40 Pacific Daylight Time

Compound name: PFBA

	#	Name	ID	Acq.Date	Acq.Time
33	33	180816M1_92	1801681-06 CA-MW-8 0.12199	17-Aug-18	10:25:06
34	34	180816M1_93	1801681-07 CA-MW-9 0.11059	17-Aug-18	10:35:47
35	35	180816M1_94	1801681-08 CA-MW-2 0.12511	17-Aug-18	10:46:34
36	36	180816M1_95	1801681-09 CA-MW-6 0.11796	17-Aug-18	10:57:15
37	37	180816M1_96	1801681-10 CA-MW-7 0.1137	17-Aug-18	11:08:01
38	38	180816M1_97	IPA	17-Aug-18	11:18:42
39	39	180816M1_98	ST180816M1-16 PFC CS3 18H0906	17-Aug-18	11:29:29
40	40	180816M1_99	1801766-06 IS720W03S-20180712 0.2...	17-Aug-18	11:52:11
41	41	180816M1_100	1801766-05@40X DUP01-20180712 0....	17-Aug-18	12:02:56
42	42	180816M1_101	1801766-07@40X I012MW13S-201807...	17-Aug-18	12:13:37
43	43	180816M1_102	1801681-11 Field Blank-0710 0.11847	17-Aug-18	12:24:24
44	44	180816M1_103	IPA	17-Aug-18	12:35:04
45	45	180816M1_104	ST180816M1-17 PFC CS3 18H0906	17-Aug-18	12:45:51
46	46	180816M1_105	1801766-05RE1@20X DUP01-201807...	17-Aug-18	13:18:10
47	47	180816M1_106	1801766-07RE1@20X I012MW13S-20...	17-Aug-18	13:28:52
48	48	180816M1_107	1801766-06RE1 IS720W03S-20180712...	17-Aug-18	13:39:38
49	49	180816M1_108	ST180816M1-18 PFC CS3 18H0906	17-Aug-18	13:50:20
50	50	180816M1_109	1801766-05RE1@20X DUP01-201807...	17-Aug-18	14:14:58
51	51	180816M1_110	ST180816M1-19 PFC CS3 18H0906	17-Aug-18	14:25:40

Dataset: F:\Projects\PFAS.PRO\Results\New folder\180816M1-104.qld

Last Altered: Friday, August 17, 2018 15:49:38 Pacific Daylight Time
Printed: Friday, August 17, 2018 15:49:43 Pacific Daylight Time

Method: F:\Projects\PFAS.PRO\MethDB\PFAS_FULL_80C_081618.mdb 17 Aug 2018 13:46:30
Calibration: F:\Projects\PFAS.PRO\CurveDB\C18_VAL-PFAS_Q4_08-16-18_L14.cdb 17 Aug 2018 14:16:47

Name: 180816M1_104, Date: 17-Aug-2018, Time: 12:45:51, ID: ST180816M1-17 PFC CS3 18H0906, Description: PFC CS3 18H0906

PFBS

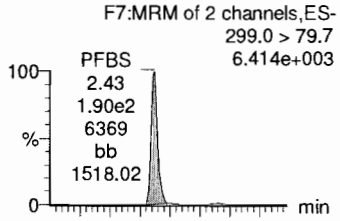

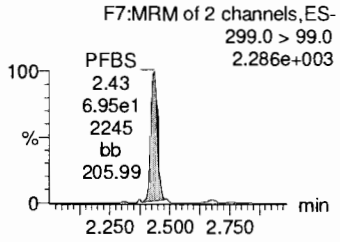

PFHxA

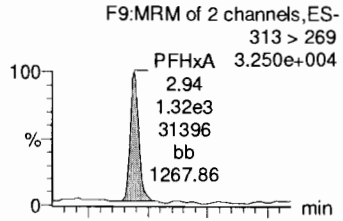

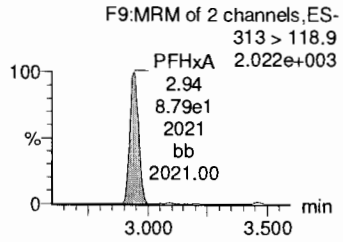

PFHpA

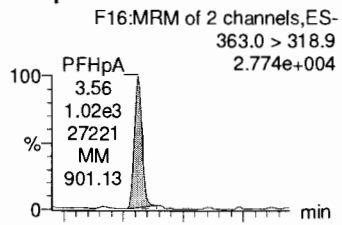

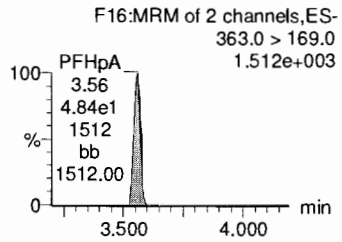

L-PFHxS

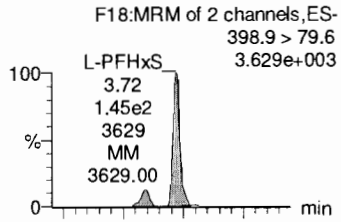

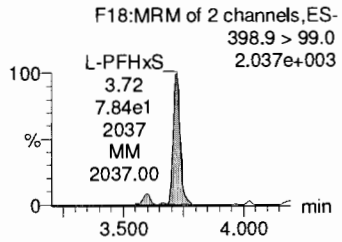

L-PFOA

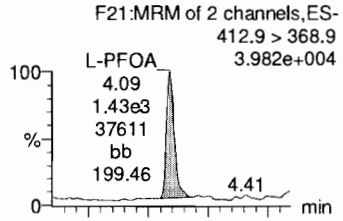

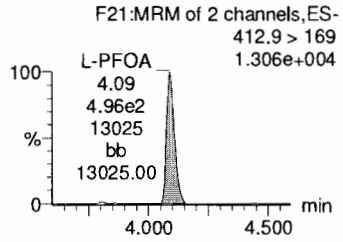

13C3-PFBS

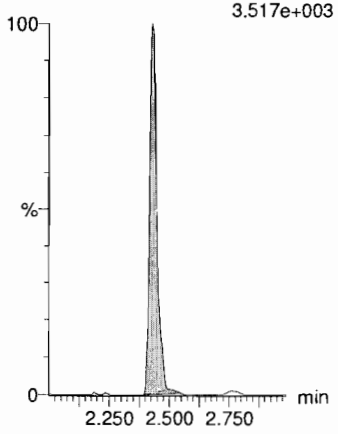

13C2-PFHxA

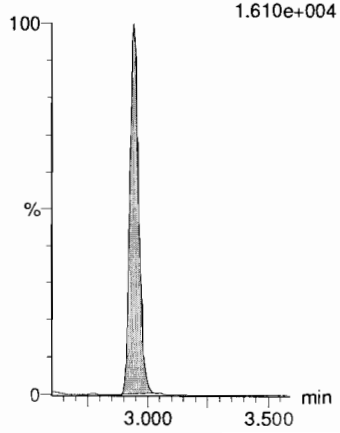

13C4-PFHpA

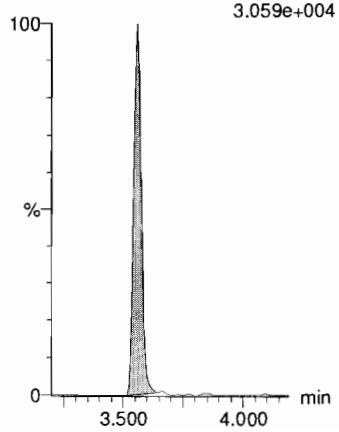

18O2-PFHxS

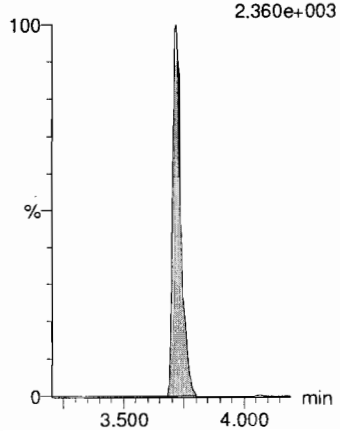

13C2-PFOA

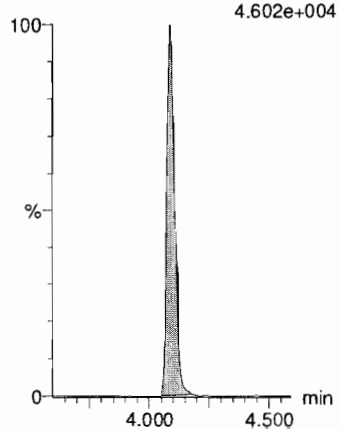

Dataset: F:\Projects\PFAS.PRO\Results\New folder\180816M1-104.qld

Last Altered: Friday, August 17, 2018 15:49:38 Pacific Daylight Time
Printed: Friday, August 17, 2018 15:49:43 Pacific Daylight Time

Name: 180816M1_104, Date: 17-Aug-2018, Time: 12:45:51, ID: ST180816M1-17 PFC CS3 18H0906, Description: PFC CS3 18H0906

PFNA

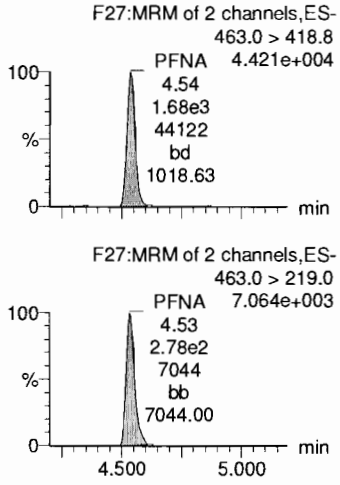

L-PFOS

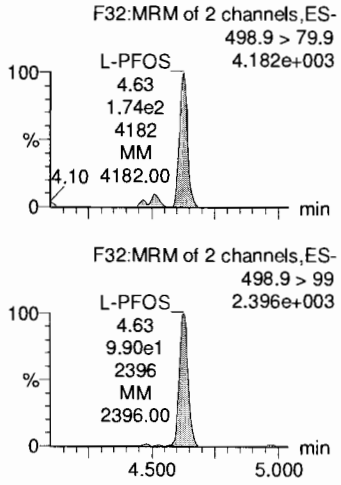

PFDA

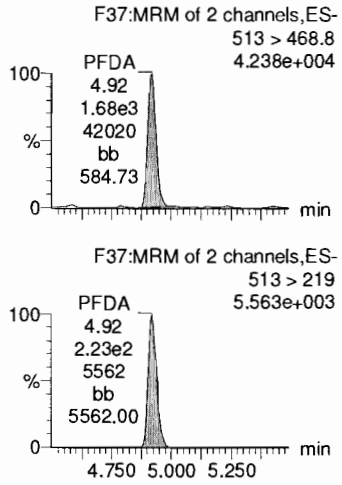

L-MeFOSAA

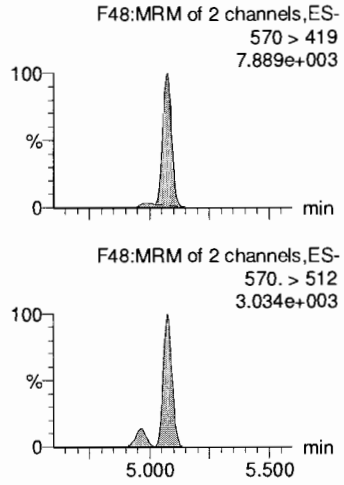

PFUdA

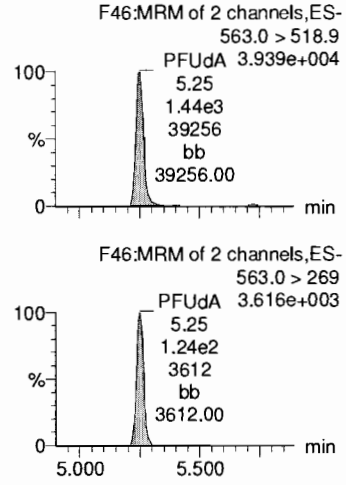

13C5-PFNA

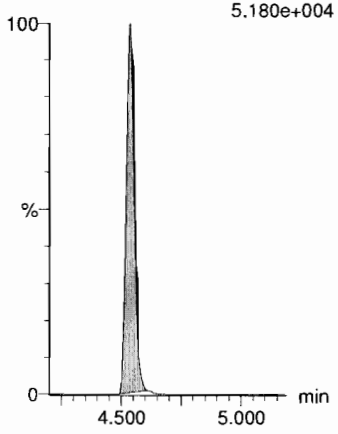

13C8-PFOS

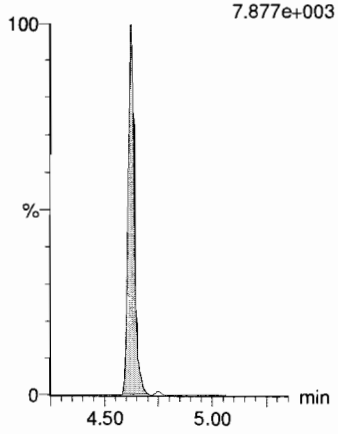

13C2-PFDA

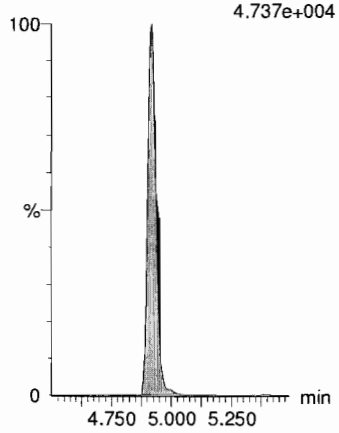

d3-N-MeFOSAA

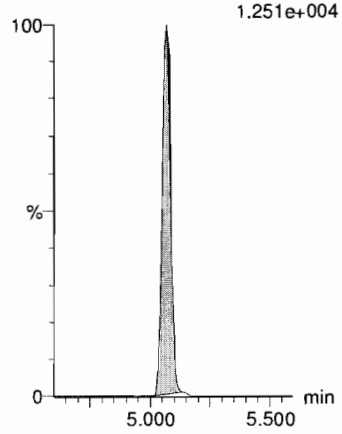

13C2-PFUdA

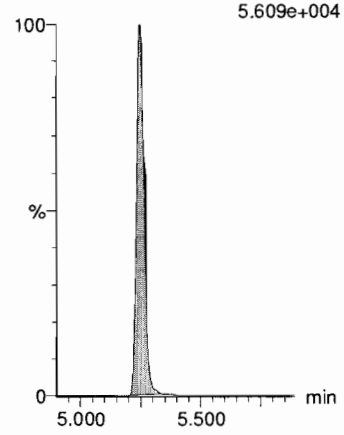

Dataset: F:\Projects\PFAS.PRO\Results\New folder\180816M1-104.qld

Last Altered: Friday, August 17, 2018 15:49:38 Pacific Daylight Time
Printed: Friday, August 17, 2018 15:49:43 Pacific Daylight Time

Name: 180816M1_104, Date: 17-Aug-2018, Time: 12:45:51, ID: ST180816M1-17 PFC CS3 18H0906, Description: PFC CS3 18H0906

L-EtFOSAA

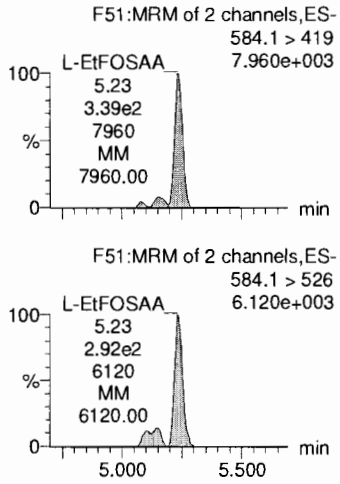

PFTrDA

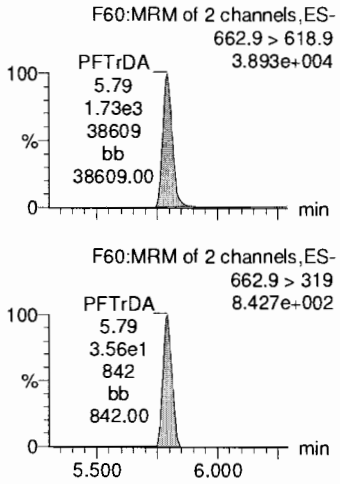

PFDoA

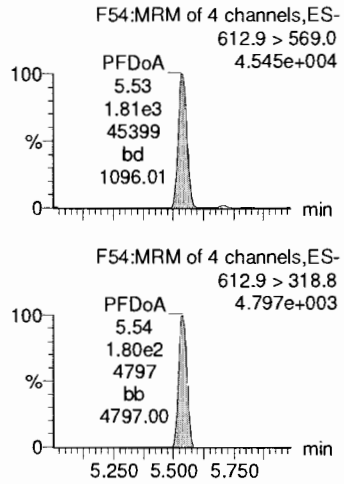

PFTeDA

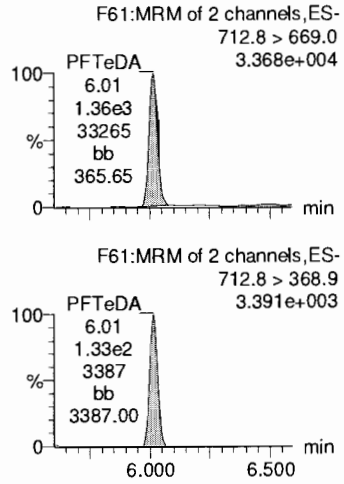

13C5-PFHxA

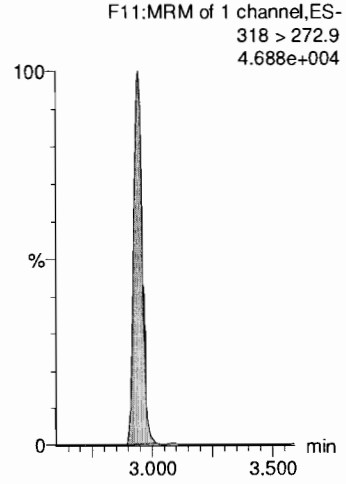

d5-N-EtFOSAA

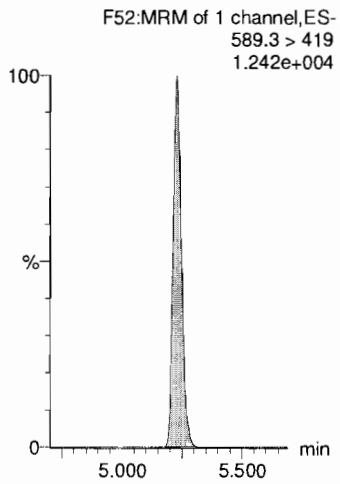

13C2-PFDoA

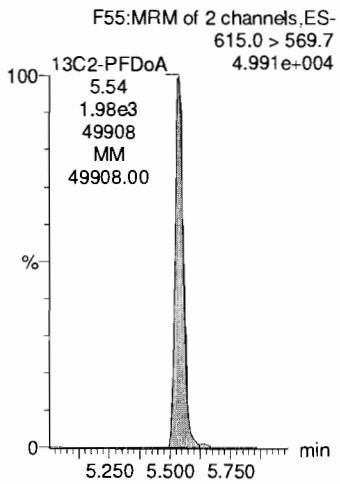

13C2-PFDoA

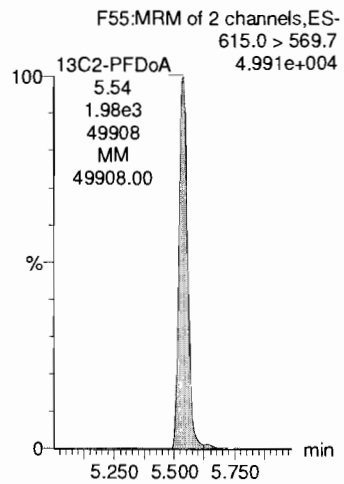

13C2-PFTeDA

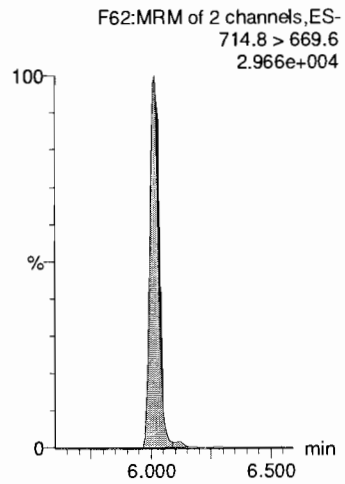

13C8-PFOA

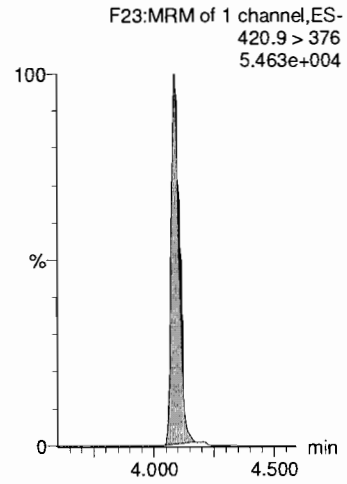

Dataset: F:\Projects\PFAS.PRO\Results\New folder\180816M1-104.qld

Last Altered: Friday, August 17, 2018 15:49:38 Pacific Daylight Time
Printed: Friday, August 17, 2018 15:49:43 Pacific Daylight Time

Name: 180816M1_104, Date: 17-Aug-2018, Time: 12:45:51, ID: ST180816M1-17 PFC CS3 18H0906, Description: PFC CS3 18H0906

13C3-PFHxS

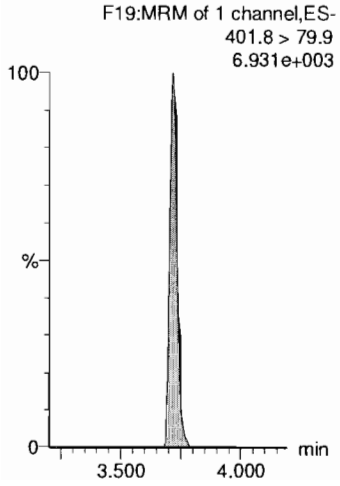

13C9-PFNA

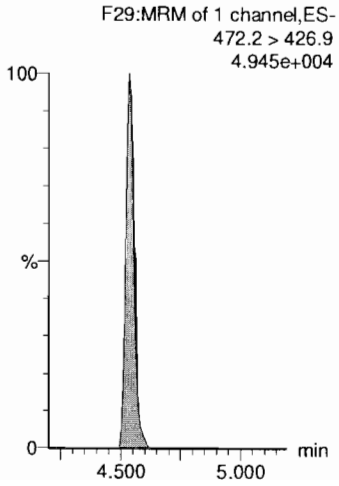

13C4-PFOS

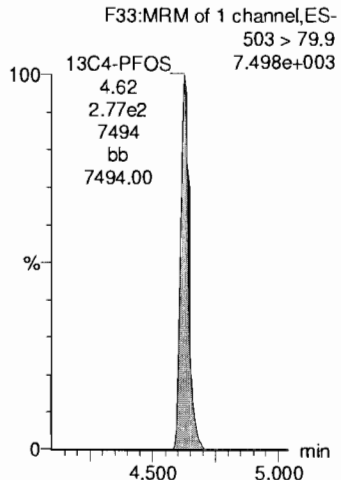

13C6-PFDA

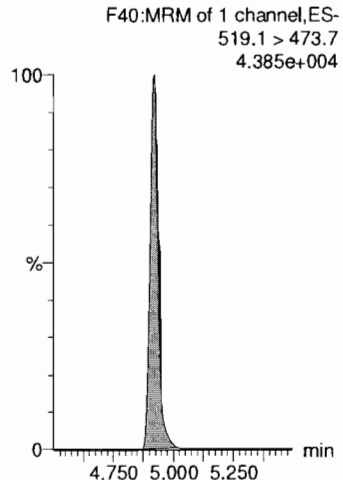

13C7-PFUdA

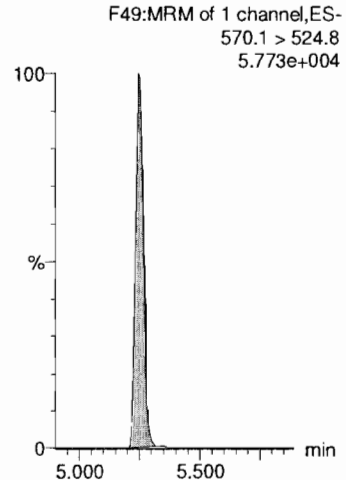

INITIAL CALIBRATION (ICAL)

INCLUDING ASSOCIATED

INITIAL CALIBRATION VERIFICATION (ICV) AND INSTRUMENT BLANK (IB)

Dataset: F:\Projects\PFAS.PRO\Results\180724M1\180724M1-CRV.qld

Last Altered: Wednesday, July 25, 2018 08:26:55 Pacific Daylight Time
Printed: Wednesday, July 25, 2018 08:37:26 Pacific Daylight Time

high pt
6:2 FTS = 50
PFNS = ↓
4:2 FTS = 100
8:2 FTS = 100
MPFOSAA = 250

low pt
8:2 FTS = 0.5
PFNS
MPFOSAA
PFAS DA

√ KBF 7/25/18
QM 7/25/18

Method: F:\Projects\PFAS.PRO\MethDB\PFAS_FULL_80C_072418.mdb 25 Jul 2018 08:26:53
Calibration: F:\Projects\PFAS.PRO\CurveDB\C18_VAL-PFAS_Q4_07-24-18.cdb 25 Jul 2018 08:25:55

Compound name: PFBA
Correlation coefficient: r = 0.999873, r^2 = 0.999745
Calibration curve: 1.12876 * x + 0.0132
Response type: Internal Std (Ref 36), Area * (IS Conc. / IS Area)
Curve type: Linear, Origin: Include, Weighting: 1/x, Axis trans: None

	#	Name	Type	Std. Conc	RT	Area	IS Area	Response	Conc.	%Dev	Conc. Flag	CoD	CoD Flag	x=excluded
1	1	180724M1_2	Standard	0.250	1.55	118.088	4855.570	0.304	0.3	3.1	NO	1.000	NO	MM
2	2	180724M1_3	Standard	0.500	1.55	212.205	4589.992	0.578	0.5	0.1	NO	1.000	NO	bb
3	3	180724M1_4	Standard	1.000	1.54	421.038	4737.675	1.111	1.0	-2.8	NO	1.000	NO	bb
4	4	180724M1_5	Standard	2.000	1.56	921.587	4996.728	2.305	2.0	1.5	NO	1.000	NO	bb
5	5	180724M1_6	Standard	5.000	1.56	2034.662	4535.802	5.607	5.0	-0.9	NO	1.000	NO	bb
6	6	180724M1_7	Standard	10.000	1.53	4540.233	4961.129	11.440	10.1	1.2	NO	1.000	NO	bb
7	7	180724M1_8	Standard	50.000	1.52	21272.697	4604.085	57.755	51.2	2.3	NO	1.000	NO	bb
8	8	180724M1_9	Standard	100.000	1.53	40741.629	4423.604	115.126	102.0	2.0	NO	1.000	NO	bb
9	9	180724M1_10	Standard	250.000	1.53	98189.727	4457.018	275.380	244.0	-2.4	NO	1.000	NO	bb
10	10	180724M1_11	Standard	500.000	1.53	170527.781	3755.615	567.576	502.8	0.6	NO	1.000	NO	bb

Compound name: PFPeA
Coefficient of Determination: R^2 = 0.999807
Calibration curve: -6.10026e-005 * x^2 + 0.97631 * x + -0.00359496
Response type: Internal Std (Ref 37), Area * (IS Conc. / IS Area)
Curve type: 2nd Order, Origin: Exclude, Weighting: 1/x, Axis trans: None

	#	Name	Type	Std. Conc	RT	Area	IS Area	Response	Conc.	%Dev	Conc. Flag	CoD	CoD Flag	x=excluded
1	1	180724M1_2	Standard	0.250	2.57	110.672	5982.509	0.231	0.2	-3.8	NO	1.000	NO	bb
2	2	180724M1_3	Standard	0.500	2.57	238.136	5791.825	0.514	0.5	6.0	NO	1.000	NO	bb
3	3	180724M1_4	Standard	1.000	2.57	426.909	5710.741	0.934	1.0	-3.9	NO	1.000	NO	bb
4	4	180724M1_5	Standard	2.000	2.57	975.716	6159.758	1.980	2.0	1.6	NO	1.000	NO	bb
5	5	180724M1_6	Standard	5.000	2.57	2114.447	5626.195	4.698	4.8	-3.7	NO	1.000	NO	bb
6	6	180724M1_7	Standard	10.000	2.55	4801.819	6086.395	9.862	10.1	1.1	NO	1.000	NO	bb
7	7	180724M1_8	Standard	50.000	2.55	22438.764	5622.143	49.889	51.3	2.5	NO	1.000	NO	bb
8	8	180724M1_9	Standard	100.000	2.55	42269.992	5359.002	98.596	101.6	1.6	NO	1.000	NO	bb
9	9	180724M1_10	Standard	250.000	2.54	97273.891	5160.149	235.637	245.1	-2.0	NO	1.000	NO	bb

Dataset: F:\Projects\PFAS.PRO\Results\180724M1\180724M1-CRV.qld

Last Altered: Wednesday, July 25, 2018 08:26:55 Pacific Daylight Time
Printed: Wednesday, July 25, 2018 08:37:26 Pacific Daylight Time

Compound name: PFPeA

	#	Name	Type	Std. Conc	RT	Area	IS Area	Response	Conc.	%Dev	Conc. Flag	CoD	CoD Flag	x=excluded
10	10	180724M1_11	Standard	500.000	2.54	172366.328	4538.117	474.774	502.0	0.4	NO	1.000	NO	bb

Compound name: PFBS
Coefficient of Determination: R^2 = 0.999067
Calibration curve: -0.000456519 * x^2 + 2.11178 * x + -0.219673
Response type: Internal Std (Ref 38), Area * (IS Conc. / IS Area)
Curve type: 2nd Order, Origin: Exclude, Weighting: 1/x, Axis trans: None

	#	Name	Type	Std. Conc	RT	Area	IS Area	Response	Conc.	%Dev	Conc. Flag	CoD	CoD Flag	x=excluded
1	1	180724M1_2	Standard	0.250	2.84	25.411	762.125	0.417	0.3	20.6	NO	0.999	NO	MM
2	2	180724M1_3	Standard	0.500	2.85	49.112	728.392	0.843	0.5	0.6	NO	0.999	NO	MM
3	3	180724M1_4	Standard	1.000	2.83	115.154	709.469	2.029	1.1	6.5	NO	0.999	NO	MM
4	4	180724M1_5	Standard	2.000	2.84	246.437	811.496	3.796	1.9	-4.9	NO	0.999	NO	bb
5	5	180724M1_6	Standard	5.000	2.84	533.300	753.373	8.849	4.3	-14.0	NO	0.999	NO	bb
6	6	180724M1_7	Standard	10.000	2.83	1224.779	822.154	18.621	8.9	-10.6	NO	0.999	NO	bb
7	7	180724M1_8	Standard	50.000	2.82	5363.078	618.091	108.461	52.0	4.1	NO	0.999	NO	bb
8	8	180724M1_9	Standard	100.000	2.82	10328.821	655.665	196.915	95.3	-4.7	NO	0.999	NO	bb
9	9	180724M1_10	Standard	250.000	2.82	24643.938	599.377	513.949	257.8	3.1	NO	0.999	NO	bb
10	10	180724M1_11	Standard	500.000	2.81	41281.680	551.483	935.697	496.5	-0.7	NO	0.999	NO	bb

Compound name: 4:2 FTS
Coefficient of Determination: R^2 = 0.998832
Calibration curve: -0.0031907 * x^2 + 1.07361 * x + -0.0648396
Response type: Internal Std (Ref 39), Area * (IS Conc. / IS Area)
Curve type: 2nd Order, Origin: Exclude, Weighting: 1/x, Axis trans: None

	#	Name	Type	Std. Conc	RT	Area	IS Area	Response	Conc.	%Dev	Conc. Flag	CoD	CoD Flag	x=excluded
1	1	180724M1_2	Standard	0.250	3.25	24.677	1097.017	0.281	0.3	29.0	NO	0.999	NO	MM
2	2	180724M1_3	Standard	0.500	3.24	34.437	1042.019	0.413	0.4	-10.8	NO	0.999	NO	MM
3	3	180724M1_4	Standard	1.000	3.24	77.832	1061.746	0.916	0.9	-8.4	NO	0.999	NO	bb
4	4	180724M1_5	Standard	2.000	3.24	164.441	1208.957	1.700	1.7	-17.4	NO	0.999	NO	bb
5	5	180724M1_6	Standard	5.000	3.24	422.156	952.037	5.543	5.3	6.1	NO	0.999	NO	bb
6	6	180724M1_7	Standard	10.000	3.23	1003.919	1194.308	10.507	10.2	1.5	NO	0.999	NO	bb
7	7	180724M1_8	Standard	50.000	3.23	4578.608	1254.727	45.614	50.0	-0.1	NO	0.999	NO	bb

Dataset: F:\Projects\PFAS.PRO\Results\180724M1\180724M1-CRV.qld

Last Altered: Wednesday, July 25, 2018 08:26:55 Pacific Daylight Time
Printed: Wednesday, July 25, 2018 08:37:26 Pacific Daylight Time

Compound name: 4:2 FTS

	#	Name	Type	Std. Conc	RT	Area	IS Area	Response	Conc.	%Dev	Conc. Flag	CoD	CoD Flag	x=excluded
8	8	180724M1_9	Standard	100.000	3.22	8510.214	1411.252	75.378	100.0	-0.0	NO	0.999	NO	bb
9	9	180724M1_10	Standard	250.000	3.22	19172.252	1973.346	121.445			NO	0.999	NO	bbXI
10	10	180724M1_11	Standard	500.000	3.22	35064.590	2462.760	177.974			NO	0.999	NO	MMXI

Compound name: PFHxA
Coefficient of Determination: R^2 = 0.999668
Calibration curve: -0.000572266 * x^2 + 1.82704 * x + -0.0360389
Response type: Internal Std (Ref 40), Area * (IS Conc. / IS Area)
Curve type: 2nd Order, Origin: Include, Weighting: 1/x, Axis trans: None

	#	Name	Type	Std. Conc	RT	Area	IS Area	Response	Conc.	%Dev	Conc. Flag	CoD	CoD Flag	x=excluded
1	1	180724M1_2	Standard	0.250	3.35	144.311	1854.231	0.389	0.2	-6.9	NO	1.000	NO	bb
2	2	180724M1_3	Standard	0.500	3.35	314.177	1628.531	0.965	0.5	9.6	NO	1.000	NO	bb
3	3	180724M1_4	Standard	1.000	3.34	562.415	1666.371	1.688	0.9	-5.6	NO	1.000	NO	bb
4	4	180724M1_5	Standard	2.000	3.34	1202.430	1686.911	3.564	2.0	-1.4	NO	1.000	NO	bb
5	5	180724M1_6	Standard	5.000	3.34	2778.430	1523.553	9.118	5.0	0.4	NO	1.000	NO	bb
6	6	180724M1_7	Standard	10.000	3.32	6202.229	1714.577	18.087	10.0	-0.5	NO	1.000	NO	bb
7	7	180724M1_8	Standard	50.000	3.32	27801.291	1611.485	86.260	48.0	-4.1	NO	1.000	NO	bb
8	8	180724M1_9	Standard	100.000	3.32	53188.398	1521.062	174.840	98.8	-1.2	NO	1.000	NO	bb
9	9	180724M1_10	Standard	250.000	3.31	126859.844	1471.145	431.160	256.6	2.7	NO	1.000	NO	bb
10	10	180724M1_11	Standard	500.000	3.31	220507.578	1439.154	766.101	496.6	-0.7	NO	1.000	NO	bb

Compound name: PFPeS
Coefficient of Determination: R^2 = 0.998147
Calibration curve: -0.000478557 * x^2 + 1.81958 * x + -0.214812
Response type: Internal Std (Ref 38), Area * (IS Conc. / IS Area)
Curve type: 2nd Order, Origin: Exclude, Weighting: 1/x, Axis trans: None

	#	Name	Type	Std. Conc	RT	Area	IS Area	Response	Conc.	%Dev	Conc. Flag	CoD	CoD Flag	x=excluded
1	1	180724M1_2	Standard	0.250	3.54	20.787	762.125	0.341	0.3	22.2	NO	0.998	NO	MM
2	2	180724M1_3	Standard	0.500	3.54	34.020	728.392	0.584	0.4	-12.2	NO	0.998	NO	MM
3	3	180724M1_4	Standard	1.000	3.54	97.935	709.469	1.725	1.1	6.7	NO	0.998	NO	MM
4	4	180724M1_5	Standard	2.000	3.54	226.832	811.496	3.494	2.0	2.0	NO	0.998	NO	MM
5	5	180724M1_6	Standard	5.000	3.53	456.030	753.373	7.566	4.3	-14.4	NO	0.998	NO	MM

Dataset: F:\Projects\PFAS.PRO\Results\180724M1\180724M1-CRV.qld

Last Altered: Wednesday, July 25, 2018 08:26:55 Pacific Daylight Time
Printed: Wednesday, July 25, 2018 08:37:26 Pacific Daylight Time

Compound name: PFPeS

	#	Name	Type	Std. Conc	RT	Area	IS Area	Response	Conc.	%Dev	Conc. Flag	CoD	CoD Flag	x=excluded
6	6	180724M1_7	Standard	10.000	3.52	1086.081	822.154	16.513	9.2	-7.8	NO	0.998	NO	MM
7	7	180724M1_8	Standard	50.000	3.52	4828.992	618.091	97.659	54.6	9.1	NO	0.998	NO	MM
8	8	180724M1_9	Standard	100.000	3.51	8548.790	655.665	162.979	91.9	-8.1	NO	0.998	NO	bb
9	9	180724M1_10	Standard	250.000	3.51	20981.781	599.377	437.575	258.1	3.2	NO	0.998	NO	bb
10	10	180724M1_11	Standard	500.000	3.51	34657.965	551.483	785.563	496.7	-0.7	NO	0.998	NO	bb

Compound name: PFHpA
Coefficient of Determination: R^2 = 0.999419
Calibration curve: -0.000282879 * x^2 + 1.16522 * x + -0.0385834
Response type: Internal Std (Ref 41), Area * (IS Conc. / IS Area)
Curve type: 2nd Order, Origin: Exclude, Weighting: 1/x, Axis trans: None

	#	Name	Type	Std. Conc	RT	Area	IS Area	Response	Conc.	%Dev	Conc. Flag	CoD	CoD Flag	x=excluded
1	1	180724M1_2	Standard	0.250	3.98	93.643	4927.491	0.238	0.2	-5.2	NO	0.999	NO	bb
2	2	180724M1_3	Standard	0.500	3.98	189.616	4523.903	0.524	0.5	-3.4	NO	0.999	NO	bb
3	3	180724M1_4	Standard	1.000	3.98	436.472	4605.220	1.185	1.1	5.0	NO	0.999	NO	bb
4	4	180724M1_5	Standard	2.000	3.98	964.832	5049.148	2.389	2.1	4.2	NO	0.999	NO	bb
5	5	180724M1_6	Standard	5.000	3.97	1981.936	4444.436	5.574	4.8	-3.5	NO	0.999	NO	bb
6	6	180724M1_7	Standard	10.000	3.96	4803.621	5266.016	11.402	9.8	-1.6	NO	0.999	NO	bb
7	7	180724M1_8	Standard	50.000	3.96	21184.975	4410.843	60.037	52.2	4.4	NO	0.999	NO	bb
8	8	180724M1_9	Standard	100.000	3.95	39603.195	4239.258	116.775	102.8	2.8	NO	0.999	NO	bb
9	9	180724M1_10	Standard	250.000	3.95	94993.281	4487.943	264.579	241.2	-3.5	NO	0.999	NO	bb
10	10	180724M1_11	Standard	500.000	3.95	158782.953	3850.350	515.482	504.1	0.8	NO	0.999	NO	bb

Dataset: F:\Projects\PFAS.PRO\Results\180724M1\180724M1-CRV.qld

Last Altered: Wednesday, July 25, 2018 08:26:55 Pacific Daylight Time
Printed: Wednesday, July 25, 2018 08:37:26 Pacific Daylight Time

Compound name: L-PFHxS
Coefficient of Determination: R^2 = 0.997430
Calibration curve: 0.000163153 * x^2 + 1.64935 * x + 0.00671754
Response type: Internal Std (Ref 42), Area * (IS Conc. / IS Area)
Curve type: 2nd Order, Origin: Include, Weighting: 1/x, Axis trans: None

	#	Name	Type	Std. Conc	RT	Area	IS Area	Response	Conc.	%Dev	Conc. Flag	CoD	CoD Flag	x=excluded
1	1	180724M1_2	Standard	0.250	4.13	20.692	642.504	0.403	0.2	-4.0	NO	0.997	NO	MM
2	2	180724M1_3	Standard	0.500	4.12	47.833	639.857	0.934	0.6	12.5	NO	0.997	NO	MM
3	3	180724M1_4	Standard	1.000	4.12	90.277	681.346	1.656	1.0	-0.0	NO	0.997	NO	MM
4	4	180724M1_5	Standard	2.000	4.12	181.251	752.274	3.012	1.8	-8.9	NO	0.997	NO	MM
5	5	180724M1_6	Standard	5.000	4.11	418.310	691.975	7.556	4.6	-8.5	NO	0.997	NO	MM
6	6	180724M1_7	Standard	10.000	4.10	969.884	745.421	16.264	9.8	-1.5	NO	0.997	NO	MM
7	7	180724M1_8	Standard	50.000	4.10	4460.701	563.441	98.961	59.6	19.3	NO	0.997	NO	MM
8	8	180724M1_9	Standard	100.000	4.10	8336.718	657.672	158.451	95.2	-4.8	NO	0.997	NO	MM
9	9	180724M1_10	Standard	250.000	4.09	20473.104	625.876	408.889	242.1	-3.2	NO	0.997	NO	MM
10	10	180724M1_11	Standard	500.000	4.09	37052.188	530.941	872.324	503.8	0.8	NO	0.997	NO	MM

Compound name: 6:2 FTS
Coefficient of Determination: R^2 = 0.997939
Calibration curve: -0.00725842 * x^2 + 1.27788 * x + -0.205747
Response type: Internal Std (Ref 43), Area * (IS Conc. / IS Area)
Curve type: 2nd Order, Origin: Exclude, Weighting: 1/x, Axis trans: None

	#	Name	Type	Std. Conc	RT	Area	IS Area	Response	Conc.	%Dev	Conc. Flag	CoD	CoD Flag	x=excluded
1	1	180724M1_2	Standard	0.250	4.46	12.210	1063.992	0.143	0.3	9.5	NO	0.998	NO	MM
2	2	180724M1_3	Standard	0.500	4.45	24.426	1064.732	0.287	0.4	-22.7	NO	0.998	NO	MM
3	3	180724M1_4	Standard	1.000	4.45	116.057	1107.914	1.309	1.2	19.4	NO	0.998	NO	MM
4	4	180724M1_5	Standard	2.000	4.44	192.493	1085.913	2.216	1.9	-4.2	NO	0.998	NO	MM
5	5	180724M1_6	Standard	5.000	4.44	458.503	992.245	5.776	4.8	-3.7	NO	0.998	NO	MM
6	6	180724M1_7	Standard	10.000	4.43	1095.272	1134.314	12.070	10.2	2.0	NO	0.998	NO	bb
7	7	180724M1_8	Standard	50.000	4.43	4818.444	1323.134	45.521	50.0	-0.1	NO	0.998	NO	MM
8	8	180724M1_9	Standard	100.000	4.43	9358.901	1334.753	87.646			NO	0.998	NO	bbXI
9	9	180724M1_10	Standard	250.000	4.42	21625.027	1881.070	143.702			NO	0.998	NO	bbXI
10	10	180724M1_11	Standard	500.000	4.41	38848.859	2839.263	171.034			NO	0.998	NO	bbXI

Dataset: F:\Projects\PFAS.PRO\Results\180724M1\180724M1-CRV.qld

Last Altered: Wednesday, July 25, 2018 08:26:55 Pacific Daylight Time
Printed: Wednesday, July 25, 2018 08:37:26 Pacific Daylight Time

Compound name: L-PFOA
Coefficient of Determination: R^2 = 0.999924
Calibration curve: -8.17309e-005 * x^2 + 1.00368 * x + 0.0966246
Response type: Internal Std (Ref 44), Area * (IS Conc. / IS Area)
Curve type: 2nd Order, Origin: Exclude, Weighting: 1/x, Axis trans: None

	#	Name	Type	Std. Conc	RT	Area	IS Area	Response	Conc.	%Dev	Conc. Flag	CoD	CoD Flag	x=excluded
1	1	180724M1_2	Standard	0.250	4.50	191.074	7158.237	0.334	0.2	-5.5	NO	1.000	NO	MM
2	2	180724M1_3	Standard	0.500	4.50	326.642	7004.203	0.583	0.5	-3.1	NO	1.000	NO	MM
3	3	180724M1_4	Standard	1.000	4.50	641.054	6699.512	1.196	1.1	9.6	NO	1.000	NO	bb
4	4	180724M1_5	Standard	2.000	4.50	1197.501	7628.539	1.962	1.9	-7.0	NO	1.000	NO	bb
5	5	180724M1_6	Standard	5.000	4.49	2859.406	6710.090	5.327	5.2	4.3	NO	1.000	NO	bb
6	6	180724M1_7	Standard	10.000	4.48	6216.668	7566.737	10.270	10.1	1.4	NO	1.000	NO	bb
7	7	180724M1_8	Standard	50.000	4.48	27872.830	6839.758	50.939	50.9	1.7	NO	1.000	NO	bb
8	8	180724M1_9	Standard	100.000	4.48	51571.051	6558.625	98.289	98.6	-1.4	NO	1.000	NO	bb
9	9	180724M1_10	Standard	250.000	4.47	128778.805	6544.331	245.974	250.1	0.0	NO	1.000	NO	bb
10	10	180724M1_11	Standard	500.000	4.47	219761.391	5703.301	481.654	500.2	0.0	NO	1.000	NO	bb

Compound name: PFHpS
Coefficient of Determination: R^2 = 0.998161
Calibration curve: 0.000112408 * x^2 + 0.833995 * x + 0.0101652
Response type: Internal Std (Ref 47), Area * (IS Conc. / IS Area)
Curve type: 2nd Order, Origin: Exclude, Weighting: 1/x, Axis trans: None

	#	Name	Type	Std. Conc	RT	Area	IS Area	Response	Conc.	%Dev	Conc. Flag	CoD	CoD Flag	x=excluded
1	1	180724M1_2	Standard	0.250	4.61	23.616	1804.150	0.164	0.2	-26.4	NO	0.998	NO	MM
2	2	180724M1_3	Standard	0.500	4.61	51.118	1814.723	0.352	0.4	-18.0	NO	0.998	NO	MM
3	3	180724M1_4	Standard	1.000	4.61	118.108	1695.765	0.871	1.0	3.2	NO	0.998	NO	bb
4	4	180724M1_5	Standard	2.000	4.60	322.974	1856.517	2.175	2.6	29.7	NO	0.998	NO	bb
5	5	180724M1_6	Standard	5.000	4.59	570.553	1740.200	4.098	4.9	-2.0	NO	0.998	NO	MM
6	6	180724M1_7	Standard	10.000	4.59	1318.768	1882.039	8.759	10.5	4.8	NO	0.998	NO	bb
7	7	180724M1_8	Standard	50.000	4.58	6115.410	1610.346	47.470	56.5	13.0	NO	0.998	NO	bb
8	8	180724M1_9	Standard	100.000	4.58	11458.417	1700.631	84.222	99.6	-0.4	NO	0.998	NO	bb
9	9	180724M1_10	Standard	250.000	4.58	27127.447	1655.891	204.780	237.9	-4.8	NO	0.998	NO	MM
10	10	180724M1_11	Standard	500.000	4.57	48686.691	1352.430	449.993	505.2	1.0	NO	0.998	NO	bb

Vista Analytical Laboratory

Dataset: F:\Projects\PFAS.PRO\Results\180724M1\180724M1-CRV.qld

Last Altered: Wednesday, July 25, 2018 08:26:55 Pacific Daylight Time
Printed: Wednesday, July 25, 2018 08:37:26 Pacific Daylight Time

Compound name: PFNA
Coefficient of Determination: R^2 = 0.999931
Calibration curve: 7.85588e-005 * x^2 + 1.13574 * x + 0.0177164
Response type: Internal Std (Ref 45), Area * (IS Conc. / IS Area)
Curve type: 2nd Order, Origin: Exclude, Weighting: 1/x, Axis trans: None

	#	Name	Type	Std. Conc	RT	Area	IS Area	Response	Conc.	%Dev	Conc. Flag	CoD	CoD Flag	x=excluded
1	1	180724M1_2	Standard	0.250	4.93	166.161	7800.379	0.266	0.2	-12.5	NO	1.000	NO	bb
2	2	180724M1_3	Standard	0.500	4.93	355.126	8068.195	0.550	0.5	-6.2	NO	1.000	NO	bb
3	3	180724M1_4	Standard	1.000	4.94	706.929	7262.232	1.217	1.1	5.6	NO	1.000	NO	bb
4	4	180724M1_5	Standard	2.000	4.93	1613.751	8129.219	2.481	2.2	8.4	NO	1.000	NO	bb
5	5	180724M1_6	Standard	5.000	4.92	3372.073	7243.493	5.819	5.1	2.1	NO	1.000	NO	bb
6	6	180724M1_7	Standard	10.000	4.92	7342.368	7920.692	11.587	10.2	1.8	NO	1.000	NO	bb
7	7	180724M1_8	Standard	50.000	4.92	35660.227	7664.354	58.159	51.0	2.0	NO	1.000	NO	bb
8	8	180724M1_9	Standard	100.000	4.91	65238.426	7196.348	113.319	99.1	-0.9	NO	1.000	NO	bb
9	9	180724M1_10	Standard	250.000	4.91	148848.359	6472.472	287.464	248.8	-0.5	NO	1.000	NO	bb
10	10	180724M1_11	Standard	500.000	4.90	278485.719	5917.018	588.315	500.6	0.1	NO	1.000	NO	bb

Compound name: PFOSA
Coefficient of Determination: R^2 = 0.998673
Calibration curve: -0.000209661 * x^2 + 0.899149 * x + 0.00225218
Response type: Internal Std (Ref 46), Area * (IS Conc. / IS Area)
Curve type: 2nd Order, Origin: Exclude, Weighting: 1/x, Axis trans: None

	#	Name	Type	Std. Conc	RT	Area	IS Area	Response	Conc.	%Dev	Conc. Flag	CoD	CoD Flag	x=excluded
1	1	180724M1_2	Standard	0.250	4.99	73.564	3659.951	0.251	0.3	10.8	NO	0.999	NO	bb
2	2	180724M1_3	Standard	0.500	4.98	117.535	3657.404	0.402	0.4	-11.1	NO	0.999	NO	bb
3	3	180724M1_4	Standard	1.000	4.99	296.035	3480.205	1.063	1.2	18.0	NO	0.999	NO	bb
4	4	180724M1_5	Standard	2.000	4.98	553.729	3956.898	1.749	1.9	-2.8	NO	0.999	NO	bb
5	5	180724M1_6	Standard	5.000	4.98	1169.025	3526.077	4.144	4.6	-7.8	NO	0.999	NO	bb
6	6	180724M1_7	Standard	10.000	4.97	2571.549	3915.963	8.209	9.1	-8.5	NO	0.999	NO	bb
7	7	180724M1_8	Standard	50.000	4.97	11621.574	3414.192	42.549	47.9	-4.3	NO	0.999	NO	bb
8	8	180724M1_9	Standard	100.000	4.96	24246.148	3196.203	94.824	108.2	8.2	NO	0.999	NO	bb
9	9	180724M1_10	Standard	250.000	4.96	54402.391	3302.833	205.893	242.7	-2.9	NO	0.999	NO	bb
10	10	180724M1_11	Standard	500.000	4.95	89502.133	2804.904	398.865	502.5	0.5	NO	0.999	NO	bb

Vista Analytical Laboratory

Dataset: F:\Projects\PFAS.PRO\Results\180724M1\180724M1-CRV.qld

Last Altered: Wednesday, July 25, 2018 08:26:55 Pacific Daylight Time
Printed: Wednesday, July 25, 2018 08:37:26 Pacific Daylight Time

Compound name: L-PFOS
Coefficient of Determination: R^2 = 0.999309
Calibration curve: 0.000142388 * x^2 + 0.889405 * x + -0.00827575
Response type: Internal Std (Ref 47), Area * (IS Conc. / IS Area)
Curve type: 2nd Order, Origin: Include, Weighting: 1/x, Axis trans: None

	#	Name	Type	Std. Conc	RT	Area	IS Area	Response	Conc.	%Dev	Conc. Flag	CoD	CoD Flag	x=excluded
1	1	180724M1_2	Standard	0.250	5.02	28.458	1804.150	0.197	0.2	-7.6	NO	0.999	NO	MM
2	2	180724M1_3	Standard	0.500	5.01	77.611	1814.723	0.535	0.6	22.1	NO	0.999	NO	MM
3	3	180724M1_4	Standard	1.000	5.02	106.525	1695.765	0.785	0.9	-10.8	NO	0.999	NO	MM
4	4	180724M1_5	Standard	2.000	5.01	239.217	1856.517	1.611	1.8	-9.0	NO	0.999	NO	MM
5	5	180724M1_6	Standard	5.000	5.00	602.310	1740.200	4.326	4.9	-2.6	NO	0.999	NO	MM
6	6	180724M1_7	Standard	10.000	4.99	1304.472	1882.039	8.664	9.7	-2.6	NO	0.999	NO	MM
7	7	180724M1_8	Standard	50.000	4.99	6261.900	1610.346	48.607	54.2	8.4	NO	0.999	NO	MM
8	8	180724M1_9	Standard	100.000	4.99	12396.152	1700.631	91.114	100.8	0.8	NO	0.999	NO	MM
9	9	180724M1_10	Standard	250.000	4.99	29706.686	1655.891	224.250	242.7	-2.9	NO	0.999	NO	MM
10	10	180724M1_11	Standard	500.000	4.98	52286.355	1352.430	483.263	502.9	0.6	NO	0.999	NO	MM

Compound name: PFDA
Coefficient of Determination: R^2 = 0.999555
Calibration curve: -0.000104577 * x^2 + 1.27299 * x + -0.0167564
Response type: Internal Std (Ref 48), Area * (IS Conc. / IS Area)
Curve type: 2nd Order, Origin: Exclude, Weighting: 1/x, Axis trans: None

	#	Name	Type	Std. Conc	RT	Area	IS Area	Response	Conc.	%Dev	Conc. Flag	CoD	CoD Flag	x=excluded
1	1	180724M1_2	Standard	0.250	5.31	185.235	8722.562	0.265	0.2	-11.3	NO	1.000	NO	bb
2	2	180724M1_3	Standard	0.500	5.31	370.118	8026.601	0.576	0.5	-6.8	NO	1.000	NO	MM
3	3	180724M1_4	Standard	1.000	5.31	887.901	8971.623	1.237	1.0	-1.5	NO	1.000	NO	bb
4	4	180724M1_5	Standard	2.000	5.31	1875.351	8849.295	2.649	2.1	4.7	NO	1.000	NO	bb
5	5	180724M1_6	Standard	5.000	5.30	4374.074	7797.608	7.012	5.5	10.5	NO	1.000	NO	bb
6	6	180724M1_7	Standard	10.000	5.29	9500.548	9268.952	12.812	10.1	0.9	NO	1.000	NO	bb
7	7	180724M1_8	Standard	50.000	5.29	44158.035	8228.088	67.084	52.9	5.9	NO	1.000	NO	bb
8	8	180724M1_9	Standard	100.000	5.29	82833.820	8246.257	125.563	99.5	-0.5	NO	1.000	NO	bb
9	9	180724M1_10	Standard	250.000	5.28	189248.969	7768.496	304.514	244.1	-2.4	NO	1.000	NO	bb
10	10	180724M1_11	Standard	500.000	5.28	324518.250	6610.082	613.680	502.9	0.6	NO	1.000	NO	bb

Dataset: F:\Projects\PFAS.PRO\Results\180724M1\180724M1-CRV.qld

Last Altered: Wednesday, July 25, 2018 08:26:55 Pacific Daylight Time
Printed: Wednesday, July 25, 2018 08:37:26 Pacific Daylight Time

Compound name: 8:2 FTS
Coefficient of Determination: R^2 = 0.991400
Calibration curve: -0.0089938 * x^2 + 1.8865 * x + -0.538009
Response type: Internal Std (Ref 49), Area * (IS Conc. / IS Area)
Curve type: 2nd Order, Origin: Exclude, Weighting: 1/x, Axis trans: None

	#	Name	Type	Std. Conc	RT	Area	IS Area	Response	Conc.	%Dev	Conc. Flag	CoD	CoD Flag	x=excluded
1	1	180724M1_2	Standard	0.250	5.29	26.736	1269.596	0.263	0.4	70.2	YES	0.991	NO	MMX
2	2	180724M1_3	Standard	0.500	5.29	30.816	1259.935	0.306	0.4	-10.4	NO	0.991	NO	MM
3	3	180724M1_4	Standard	1.000	5.29	132.545	992.821	1.669	1.2	17.6	NO	0.991	NO	bb
4	4	180724M1_5	Standard	2.000	5.28	364.725	1257.211	3.626	2.2	11.6	NO	0.991	NO	bb
5	5	180724M1_6	Standard	5.000	5.28	789.044	1220.366	8.082	4.7	-6.5	NO	0.991	NO	bb
6	6	180724M1_7	Standard	10.000	5.27	1692.877	1484.423	14.255	8.2	-18.4	NO	0.991	NO	bb
7	7	180724M1_8	Standard	50.000	5.26	7897.879	1284.912	76.833	55.9	11.8	NO	0.991	NO	bb
8	8	180724M1_9	Standard	100.000	5.26	11896.404	1553.155	95.744	87.7	-12.3	NO	0.991	NO	bb
9	9	180724M1_10	Standard	250.000	5.26	29548.275	2279.482	162.034			NO	0.991	NO	bbXI
10	10	180724M1_11	Standard	500.000	5.25	51478.453	3073.638	209.355			NO	0.991	NO	bbXI

Compound name: PFNS
Coefficient of Determination: R^2 = 0.998518
Calibration curve: 0.00288937 * x^2 + 0.867351 * x + 0.0814942
Response type: Internal Std (Ref 49), Area * (IS Conc. / IS Area)
Curve type: 2nd Order, Origin: Exclude, Weighting: 1/x, Axis trans: None

	#	Name	Type	Std. Conc	RT	Area	IS Area	Response	Conc.	%Dev	Conc. Flag	CoD	CoD Flag	x=excluded
1	1	180724M1_2	Standard	0.250	5.37	11.338	1269.596	0.112	0.0	-86.1	YES	0.999	NO	MMX
2	2	180724M1_3	Standard	0.500	5.37	60.227	1259.935	0.598	0.6	18.8	NO	0.999	NO	bb
3	3	180724M1_4	Standard	1.000	5.37	58.636	992.821	0.738	0.8	-24.5	NO	0.999	NO	MM
4	4	180724M1_5	Standard	2.000	5.36	185.097	1257.211	1.840	2.0	0.7	NO	0.999	NO	MM
5	5	180724M1_6	Standard	5.000	5.35	470.849	1220.366	4.823	5.4	7.4	NO	0.999	NO	bb
6	6	180724M1_7	Standard	10.000	5.35	1046.867	1484.423	8.815	9.8	-2.5	NO	0.999	NO	bb
7	7	180724M1_8	Standard	50.000	5.35	5210.358	1284.912	50.688	50.0	0.0	NO	0.999	NO	bb
8	8	180724M1_9	Standard	100.000	5.35	9689.887	1553.155	77.986	72.4	-27.6	NO	0.999	NO	bbX
9	9	180724M1_10	Standard	250.000	5.34	23092.838	2279.482	126.634	107.4	-57.0	YES	0.999	NO	bbX
10	10	180724M1_11	Standard	500.000	5.33	42038.613	3073.638	170.964	135.7	-72.9	YES	0.999	NO	bbX

Vista Analytical Laboratory

Dataset: F:\Projects\PFAS.PRO\Results\180724M1\180724M1-CRV.qld

Last Altered: Wednesday, July 25, 2018 09:45:29 Pacific Daylight Time
Printed: Wednesday, July 25, 2018 09:47:45 Pacific Daylight Time

Method: F:\Projects\PFAS.PRO\MethDB\PFAS_FULL_80C_072418.mdb 24 Jul 2018 10:48:59
Calibration: F:\Projects\PFAS.PRO\CurveDB\C18_VAL-PFAS_Q4_07-24-18.cdb 25 Jul 2018 09:45:29

Compound name: L-MeFOSAA
Coefficient of Determination: R^2 = 0.998893
Calibration curve: 0.00044524 * x^2 + 1.11167 * x + 0.0778207
Response type: Internal Std (Ref 50), Area * (IS Conc. / IS Area)
Curve type: 2nd Order, Origin: Include, Weighting: 1/x, Axis trans: None

	#	Name	Type	Std. Conc	RT	Area	IS Area	Response	Conc.	%Dev	Conc. Flag	CoD	CoD Flag	x=excluded
1	1	180724M1_2	Standard	0.250	5.46	9.150	2318.085	0.049			NO	0.999	NO	MMXI
2	2	180724M1_3	Standard	0.500	5.45	129.679	2276.231	0.712	0.6	14.1	NO	0.999	NO	MM
3	3	180724M1_4	Standard	1.000	5.46	186.228	2201.143	1.058	0.9	-11.9	NO	0.999	NO	MM
4	4	180724M1_5	Standard	2.000	5.45	517.718	2692.546	2.403	2.1	4.5	NO	0.999	NO	MM
5	5	180724M1_6	Standard	5.000	5.45	1039.521	2224.166	5.842	5.2	3.5	NO	0.999	NO	MM
6	6	180724M1_7	Standard	10.000	5.44	2403.472	2629.508	11.425	10.2	1.7	NO	0.999	NO	MM
7	7	180724M1_8	Standard	50.000	5.44	11550.016	2389.173	60.429	53.2	6.3	NO	0.999	NO	MM
8	8	180724M1_9	Standard	100.000	5.43	21169.215	2402.746	110.130	95.4	-4.6	NO	0.999	NO	MM
9	9	180724M1_10	Standard	250.000	5.43	52831.172	2148.966	307.306	251.1	0.4	NO	0.999	NO	MM
10	10	180724M1_11	Standard	500.000	5.43	86788.266	2118.619	512.057	397.3	-20.5	NO	0.999	NO	MMX

Compound name: L-EtFOSAA
Coefficient of Determination: R^2 = 0.998834
Calibration curve: 2.31273e-005 * x^2 + 0.812132 * x + -0.0512626
Response type: Internal Std (Ref 51), Area * (IS Conc. / IS Area)
Curve type: 2nd Order, Origin: Exclude, Weighting: 1/x, Axis trans: None

	#	Name	Type	Std. Conc	RT	Area	IS Area	Response	Conc.	%Dev	Conc. Flag	CoD	CoD Flag	x=excluded
1	1	180724M1_2	Standard	0.250	5.62	23.230	2692.852	0.108	0.2	-21.6	NO	0.999	NO	MM
2	2	180724M1_3	Standard	0.500	5.61	78.809	2620.732	0.376	0.5	5.2	NO	0.999	NO	bb
3	3	180724M1_4	Standard	1.000	5.62	138.561	2810.581	0.616	0.8	-17.8	NO	0.999	NO	MM
4	4	180724M1_5	Standard	2.000	5.61	384.769	2596.198	1.853	2.3	17.2	NO	0.999	NO	MM
5	5	180724M1_6	Standard	5.000	5.60	728.761	2294.900	3.969	5.0	-1.0	NO	0.999	NO	MM
6	6	180724M1_7	Standard	10.000	5.59	2053.191	2669.563	9.614	11.9	19.0	NO	0.999	NO	MM
7	7	180724M1_8	Standard	50.000	5.59	8519.634	2698.528	39.464	48.6	-2.8	NO	0.999	NO	MM
8	8	180724M1_9	Standard	100.000	5.59	17147.002	2513.978	85.258	104.7	4.7	NO	0.999	NO	MM
9	9	180724M1_10	Standard	250.000	5.58	40502.453	2568.031	197.147	241.2	-3.5	NO	0.999	NO	MM
10	10	180724M1_11	Standard	500.000	5.58	69860.555	2105.518	414.747	503.5	0.7	NO	0.999	NO	MM

Vista Analytical Laboratory

Dataset: F:\Projects\PFAS.PRO\Results\180724M1\180724M1-CRV.qld

Last Altered: Wednesday, July 25, 2018 08:26:55 Pacific Daylight Time
Printed: Wednesday, July 25, 2018 08:37:33 Pacific Daylight Time

Method: F:\Projects\PFAS.PRO\MethDB\PFAS_FULL_80C_072418.mdb 25 Jul 2018 08:26:53
Calibration: F:\Projects\PFAS.PRO\CurveDB\C18_VAL-PFAS_Q4_07-24-18.cdb 25 Jul 2018 08:25:55

Compound name: PFUdA
Coefficient of Determination: R^2 = 0.999564
Calibration curve: -0.000197728 * x^2 + 0.994862 * x + 0.0103867
Response type: Internal Std (Ref 52), Area * (IS Conc. / IS Area)
Curve type: 2nd Order, Origin: Exclude, Weighting: 1/x, Axis trans: None

	#	Name	Type	Std. Conc	RT	Area	IS Area	Response	Conc.	%Dev	Conc. Flag	CoD	CoD Flag	x=excluded
1	1	180724M1_2	Standard	0.250	5.63	263.390	11514.018	0.286	0.3	10.8	NO	1.000	NO	bb
2	2	180724M1_3	Standard	0.500	5.63	446.690	11548.675	0.483	0.5	-4.9	NO	1.000	NO	bb
3	3	180724M1_4	Standard	1.000	5.63	987.658	11914.051	1.036	1.0	3.1	NO	1.000	NO	bb
4	4	180724M1_5	Standard	2.000	5.63	1986.034	12861.355	1.930	1.9	-3.5	NO	1.000	NO	bb
5	5	180724M1_6	Standard	5.000	5.62	4397.607	11664.676	4.713	4.7	-5.4	NO	1.000	NO	bb
6	6	180724M1_7	Standard	10.000	5.61	10218.950	12880.992	9.917	10.0	-0.2	NO	1.000	NO	bb
7	7	180724M1_8	Standard	50.000	5.61	44599.668	11705.828	47.625	48.3	-3.3	NO	1.000	NO	bb
8	8	180724M1_9	Standard	100.000	5.61	82937.828	10158.025	102.059	104.8	4.8	NO	1.000	NO	bb
9	9	180724M1_10	Standard	250.000	5.61	195760.344	10516.258	232.688	245.9	-1.6	NO	1.000	NO	bb
10	10	180724M1_11	Standard	500.000	5.60	317214.781	8829.018	449.108	501.4	0.3	NO	1.000	NO	bb

Compound name: PFDS
Coefficient of Determination: R^2 = 0.999521
Calibration curve: -1.39142e-005 * x^2 + 0.153652 * x + -0.0200882
Response type: Internal Std (Ref 52), Area * (IS Conc. / IS Area)
Curve type: 2nd Order, Origin: Exclude, Weighting: 1/x, Axis trans: None

	#	Name	Type	Std. Conc	RT	Area	IS Area	Response	Conc.	%Dev	Conc. Flag	CoD	CoD Flag	x=excluded
1	1	180724M1_2	Standard	0.250	5.68	9.330	11514.018	0.010	0.2	-21.3	NO	1.000	NO	MM
2	2	180724M1_3	Standard	0.500	5.67	52.726	11548.675	0.057	0.5	0.4	NO	1.000	NO	MM
3	3	180724M1_4	Standard	1.000	5.68	160.738	11914.051	0.169	1.2	22.8	NO	1.000	NO	MM
4	4	180724M1_5	Standard	2.000	5.67	318.982	12861.355	0.310	2.1	7.4	NO	1.000	NO	MM
5	5	180724M1_6	Standard	5.000	5.66	662.946	11664.676	0.710	4.8	-4.9	NO	1.000	NO	bb
6	6	180724M1_7	Standard	10.000	5.66	1466.668	12880.992	1.423	9.4	-6.0	NO	1.000	NO	bb
7	7	180724M1_8	Standard	50.000	5.65	7053.731	11705.828	7.532	49.4	-1.3	NO	1.000	NO	bb
8	8	180724M1_9	Standard	100.000	5.65	12890.829	10158.025	15.863	104.4	4.4	NO	1.000	NO	bb
9	9	180724M1_10	Standard	250.000	5.65	30958.367	10516.258	36.798	245.1	-2.0	NO	1.000	NO	bb

Dataset: F:\Projects\PFAS.PRO\Results\180724M1\180724M1-CRV.qld

Last Altered: Wednesday, July 25, 2018 08:26:55 Pacific Daylight Time
Printed: Wednesday, July 25, 2018 08:37:33 Pacific Daylight Time

Compound name: PFDS

	#	Name	Type	Std. Conc	RT	Area	IS Area	Response	Conc.	%Dev	Conc. Flag	CoD	CoD Flag	x=excluded
10	10	180724M1_11	Standard	500.000	5.64	51964.273	8829.018	73.570	501.7	0.3	NO	1.000	NO	bb

Compound name: PFDoA
Coefficient of Determination: R^2 = 0.999755
Calibration curve: -0.000418937 * x^2 + 1.30181 * x + -0.143875
Response type: Internal Std (Ref 53), Area * (IS Conc. / IS Area)
Curve type: 2nd Order, Origin: Exclude, Weighting: 1/x, Axis trans: None

	#	Name	Type	Std. Conc	RT	Area	IS Area	Response	Conc.	%Dev	Conc. Flag	CoD	CoD Flag	x=excluded
1	1	180724M1_2	Standard	0.250	5.91	231.353	12365.999	0.234	0.3	16.1	NO	1.000	NO	MM
2	2	180724M1_3	Standard	0.500	5.91	437.522	11068.820	0.494	0.5	-2.0	NO	1.000	NO	db
3	3	180724M1_4	Standard	1.000	5.91	996.251	10737.177	1.160	1.0	0.2	NO	1.000	NO	db
4	4	180724M1_5	Standard	2.000	5.91	2146.292	12323.175	2.177	1.8	-10.8	NO	1.000	NO	bb
5	5	180724M1_6	Standard	5.000	5.90	5411.907	11556.163	5.854	4.6	-7.7	NO	1.000	NO	bb
6	6	180724M1_7	Standard	10.000	5.89	11956.950	11427.320	13.079	10.2	1.9	NO	1.000	NO	bb
7	7	180724M1_8	Standard	50.000	5.89	54999.281	10586.219	64.942	50.8	1.7	NO	1.000	NO	bb
8	8	180724M1_9	Standard	100.000	5.89	103735.906	10101.326	128.369	102.1	2.1	NO	1.000	NO	bb
9	9	180724M1_10	Standard	250.000	5.88	239146.938	10160.997	294.197	245.5	-1.8	NO	1.000	NO	bb
10	10	180724M1_11	Standard	500.000	5.88	388583.094	8865.556	547.883	502.1	0.4	NO	1.000	NO	bb

Compound name: N-MeFOSA
Coefficient of Determination: R^2 = 0.998956
Calibration curve: -8.31877e-005 * x^2 + 0.966607 * x + 0.0947746
Response type: Internal Std (Ref 54), Area * (IS Conc. / IS Area)
Curve type: 2nd Order, Origin: Include, Weighting: 1/x, Axis trans: None

	#	Name	Type	Std. Conc	RT	Area	IS Area	Response	Conc.	%Dev	Conc. Flag	CoD	CoD Flag	x=excluded
1	1	180724M1_2	Standard	1.250	5.83	95.942	10356.254	1.390	1.3	7.2	NO	0.999	NO	bb
2	2	180724M1_3	Standard	2.500	5.83	129.032	10020.616	1.931	1.9	-24.0	NO	0.999	NO	bb
3	3	180724M1_4	Standard	5.000	5.84	314.480	10565.328	4.465	4.5	-9.5	NO	0.999	NO	bb
4	4	180724M1_5	Standard	10.000	5.83	839.029	10926.365	11.518	11.8	18.3	NO	0.999	NO	bb
5	5	180724M1_6	Standard	25.000	5.82	1685.224	9986.071	25.314	26.1	4.6	NO	0.999	NO	bb
6	6	180724M1_7	Standard	50.000	5.82	3836.009	10967.479	52.464	54.4	8.9	NO	0.999	NO	bb
7	7	180724M1_8	Standard	250.000	5.82	15883.171	9793.573	243.269	257.3	2.9	NO	0.999	NO	bb

Dataset: F:\Projects\PFAS.PRO\Results\180724M1\180724M1-CRV.qld

Last Altered: Wednesday, July 25, 2018 08:26:55 Pacific Daylight Time
Printed: Wednesday, July 25, 2018 08:37:33 Pacific Daylight Time

Compound name: N-MeFOSA

	#	Name	Type	Std. Conc	RT	Area	IS Area	Response	Conc.	%Dev	Conc. Flag	CoD	CoD Flag	x=excluded
8	8	180724M1_9	Standard	500.000	5.82	29473.363	9294.438	475.661	514.8	3.0	NO	0.999	NO	bb
9	9	180724M1_10	Standard	1250.000	5.82	63077.930	9157.220	1033.249	1190.9	-4.7	NO	0.999	NO	bb
10	10	180724M1_11	Standard	2500.000	5.81	106987.617	8376.452	1915.864	2535.0	1.4	NO	0.999	NO	bb

Compound name: PFTrDA
Coefficient of Determination: R^2 = 0.999108
Calibration curve: -0.000213416 * x^2 + 1.17569 * x + -0.0284052
Response type: Internal Std (Ref 53), Area * (IS Conc. / IS Area)
Curve type: 2nd Order, Origin: Exclude, Weighting: 1/x, Axis trans: None

	#	Name	Type	Std. Conc	RT	Area	IS Area	Response	Conc.	%Dev	Conc. Flag	CoD	CoD Flag	x=excluded
1	1	180724M1_2	Standard	0.250	6.15	249.503	12365.999	0.252	0.2	-4.5	NO	0.999	NO	bb
2	2	180724M1_3	Standard	0.500	6.15	454.887	11068.820	0.514	0.5	-7.8	NO	0.999	NO	bb
3	3	180724M1_4	Standard	1.000	6.15	1042.074	10737.177	1.213	1.1	5.6	NO	0.999	NO	bb
4	4	180724M1_5	Standard	2.000	6.15	2254.272	12323.175	2.287	2.0	-1.5	NO	0.999	NO	bb
5	5	180724M1_6	Standard	5.000	6.14	5188.868	11556.163	5.613	4.8	-4.0	NO	0.999	NO	bb
6	6	180724M1_7	Standard	10.000	6.13	11384.688	11427.320	12.453	10.6	6.4	NO	0.999	NO	bb
7	7	180724M1_8	Standard	50.000	6.13	53690.473	10586.219	63.397	54.5	9.0	NO	0.999	NO	bb
8	8	180724M1_9	Standard	100.000	6.13	92643.992	10101.326	114.643	99.3	-0.7	NO	0.999	NO	bb
9	9	180724M1_10	Standard	250.000	6.13	220708.844	10160.997	271.515	241.6	-3.4	NO	0.999	NO	db
10	10	180724M1_11	Standard	500.000	6.12	382001.438	8865.556	538.603	504.3	0.9	NO	0.999	NO	bb

Compound name: PFTeDA
Coefficient of Determination: R^2 = 0.997117
Calibration curve: -0.000839284 * x^2 + 1.71817 * x + -0.10459
Response type: Internal Std (Ref 55), Area * (IS Conc. / IS Area)
Curve type: 2nd Order, Origin: Exclude, Weighting: 1/x, Axis trans: None

	#	Name	Type	Std. Conc	RT	Area	IS Area	Response	Conc.	%Dev	Conc. Flag	CoD	CoD Flag	x=excluded
1	1	180724M1_2	Standard	0.250	6.35	255.866	7068.963	0.452	0.3	29.7	NO	0.997	NO	bb
2	2	180724M1_3	Standard	0.500	6.35	390.089	6348.472	0.768	0.5	1.6	NO	0.997	NO	bb
3	3	180724M1_4	Standard	1.000	6.35	719.057	6761.750	1.329	0.8	-16.5	NO	0.997	NO	MM
4	4	180724M1_5	Standard	2.000	6.34	1570.792	6840.563	2.870	1.7	-13.4	NO	0.997	NO	MM
5	5	180724M1_6	Standard	5.000	6.34	3697.059	5737.557	8.055	4.8	-4.8	NO	0.997	NO	bb

Dataset: F:\Projects\PFAS.PRO\Results\180724M1\180724M1-CRV.qld

Last Altered: Wednesday, July 25, 2018 08:26:55 Pacific Daylight Time
Printed: Wednesday, July 25, 2018 08:37:33 Pacific Daylight Time

Compound name: PFTeDA

	#	Name	Type	Std. Conc	RT	Area	IS Area	Response	Conc.	%Dev	Conc. Flag	CoD	CoD Flag	x=excluded
6	6	180724M1_7	Standard	10.000	6.34	8492.842	6824.886	15.555	9.2	-8.5	NO	0.997	NO	MM
7	7	180724M1_8	Standard	50.000	6.33	40163.637	5210.515	96.352	57.8	15.5	NO	0.997	NO	bb
8	8	180724M1_9	Standard	100.000	6.33	73081.398	5564.744	164.162	100.5	0.5	NO	0.997	NO	bb
9	9	180724M1_10	Standard	250.000	6.32	177645.281	6207.892	357.700	235.3	-5.9	NO	0.997	NO	MM
10	10	180724M1_11	Standard	500.000	6.32	284169.188	5403.245	657.404	509.5	1.9	NO	0.997	NO	bb

Compound name: N-EtFOSA
Coefficient of Determination: R^2 = 0.999326
Calibration curve: -2.51781e-005 * x^2 + 0.856558 * x + 0.0585481
Response type: Internal Std (Ref 56), Area * (IS Conc. / IS Area)
Curve type: 2nd Order, Origin: Exclude, Weighting: 1/x, Axis trans: None

	#	Name	Type	Std. Conc	RT	Area	IS Area	Response	Conc.	%Dev	Conc. Flag	CoD	CoD Flag	x=excluded
1	1	180724M1_2	Standard	1.250	6.18	68.678	12276.394	0.839	0.9	-27.1	NO	0.999	NO	bb
2	2	180724M1_3	Standard	2.500	6.18	200.977	11634.848	2.591	3.0	18.3	NO	0.999	NO	bb
3	3	180724M1_4	Standard	5.000	6.19	343.245	12386.979	4.157	4.8	-4.3	NO	0.999	NO	bb
4	4	180724M1_5	Standard	10.000	6.19	771.933	13209.047	8.766	10.2	1.7	NO	0.999	NO	bb
5	5	180724M1_6	Standard	25.000	6.18	1699.825	11629.499	21.925	25.5	2.2	NO	0.999	NO	bb
6	6	180724M1_7	Standard	50.000	6.18	3816.621	12759.999	44.866	52.4	4.8	NO	0.999	NO	bb
7	7	180724M1_8	Standard	250.000	6.17	17212.563	11440.541	225.679	265.5	6.2	NO	0.999	NO	bb
8	8	180724M1_9	Standard	500.000	6.18	30745.238	10825.142	426.025	504.8	1.0	NO	0.999	NO	bb
9	9	180724M1_10	Standard	1250.000	6.17	68201.094	10266.154	996.494	1206.1	-3.5	NO	0.999	NO	bb
10	10	180724M1_11	Standard	2500.000	6.17	111907.383	8395.558	1999.403	2521.0	0.8	NO	0.999	NO	bb

Vista Analytical Laboratory

Dataset: F:\Projects\PFAS.PRO\Results\180724M1\180724M1-CRV.qld

Last Altered: Wednesday, July 25, 2018 08:26:55 Pacific Daylight Time
Printed: Wednesday, July 25, 2018 08:37:33 Pacific Daylight Time

Compound name: PFHxDA
Coefficient of Determination: R^2 = 0.999545
Calibration curve: -0.000113655 * x^2 + 0.553775 * x + 0.0987916
Response type: Internal Std (Ref 57), Area * (IS Conc. / IS Area)
Curve type: 2nd Order, Origin: Exclude, Weighting: 1/x, Axis trans: None

	#	Name	Type	Std. Conc	RT	Area	IS Area	Response	Conc.	%Dev	Conc. Flag	CoD	CoD Flag	x=excluded
1	1	180724M1_2	Standard	0.250	6.65	93.605	3957.730	0.118	0.0	-85.9	YES	1.000	NO	bbX
2	2	180724M1_3	Standard	0.500	6.65	277.847	3647.605	0.381	0.5	1.9	NO	1.000	NO	bb
3	3	180724M1_4	Standard	1.000	6.65	480.941	3473.665	0.692	1.1	7.2	NO	1.000	NO	bb
4	4	180724M1_5	Standard	2.000	6.65	912.764	4063.443	1.123	1.9	-7.5	NO	1.000	NO	bb
5	5	180724M1_6	Standard	5.000	6.64	1821.250	3591.344	2.536	4.4	-11.9	NO	1.000	NO	bb
6	6	180724M1_7	Standard	10.000	6.63	4473.760	3715.505	6.020	10.7	7.2	NO	1.000	NO	bb
7	7	180724M1_8	Standard	50.000	6.63	22702.969	3906.873	29.055	52.9	5.7	NO	1.000	NO	bb
8	8	180724M1_9	Standard	100.000	6.63	39322.555	3685.167	53.352	98.1	-1.9	NO	1.000	NO	bb
9	9	180724M1_10	Standard	250.000	6.63	91338.430	3508.226	130.178	247.5	-1.0	NO	1.000	NO	bb
10	10	180724M1_11	Standard	500.000	6.62	166649.297	3343.136	249.241	501.5	0.3	NO	1.000	NO	bb

Compound name: PFODA
Coefficient of Determination: R^2 = 0.999534
Calibration curve: -0.000268678 * x^2 + 0.884437 * x + -0.0280439
Response type: Internal Std (Ref 57), Area * (IS Conc. / IS Area)
Curve type: 2nd Order, Origin: Include, Weighting: 1/x, Axis trans: None

	#	Name	Type	Std. Conc	RT	Area	IS Area	Response	Conc.	%Dev	Conc. Flag	CoD	CoD Flag	x=excluded
1	1	180724M1_2	Standard	0.250	6.86	152.666	3957.730	0.193	0.2	-0.1	NO	1.000	NO	bb
2	2	180724M1_3	Standard	0.500	6.86	255.480	3647.605	0.350	0.4	-14.5	NO	1.000	NO	bb
3	3	180724M1_4	Standard	1.000	6.86	574.768	3473.665	0.827	1.0	-3.3	NO	1.000	NO	bb
4	4	180724M1_5	Standard	2.000	6.86	1489.421	4063.443	1.833	2.1	5.3	NO	1.000	NO	bb
5	5	180724M1_6	Standard	5.000	6.85	3179.260	3591.344	4.426	5.0	0.9	NO	1.000	NO	bb
6	6	180724M1_7	Standard	10.000	6.85	6778.864	3715.505	9.122	10.4	3.8	NO	1.000	NO	bb
7	7	180724M1_8	Standard	50.000	6.85	31794.719	3906.873	40.691	46.7	-6.6	NO	1.000	NO	bb
8	8	180724M1_9	Standard	100.000	6.85	63273.574	3685.167	85.849	100.1	0.1	NO	1.000	NO	bb
9	9	180724M1_10	Standard	250.000	6.84	146267.594	3508.226	208.464	255.6	2.2	NO	1.000	NO	bb
10	10	180724M1_11	Standard	500.000	6.84	249521.734	3343.136	373.185	497.0	-0.6	NO	1.000	NO	bb

Dataset: F:\Projects\PFAS.PRO\Results\180724M1\180724M1-CRV.qld

Last Altered: Wednesday, July 25, 2018 08:26:55 Pacific Daylight Time
Printed: Wednesday, July 25, 2018 08:37:33 Pacific Daylight Time

Compound name: N-MeFOSE
Coefficient of Determination: R^2 = 0.999864
Calibration curve: 3.63299e-006 * x^2 + 0.939677 * x + 0.00647961
Response type: Internal Std (Ref 58), Area * (IS Conc. / IS Area)
Curve type: 2nd Order, Origin: Exclude, Weighting: 1/x, Axis trans: None

	#	Name	Type	Std. Conc	RT	Area	IS Area	Response	Conc.	%Dev	Conc. Flag	CoD	CoD Flag	x=excluded
1	1	180724M1_2	Standard	1.250	6.29	75.134	11200.065	1.006	1.1	-14.9	NO	1.000	NO	bb
2	2	180724M1_3	Standard	2.500	6.29	178.416	11409.117	2.346	2.5	-0.4	NO	1.000	NO	bb
3	3	180724M1_4	Standard	5.000	6.30	338.940	10191.410	4.989	5.3	6.0	NO	1.000	NO	bb
4	4	180724M1_5	Standard	10.000	6.30	686.893	10947.304	9.412	10.0	0.1	NO	1.000	NO	bb
5	5	180724M1_6	Standard	25.000	6.29	1660.833	10407.614	23.937	25.5	1.9	NO	1.000	NO	bb
6	6	180724M1_7	Standard	50.000	6.28	4022.044	12016.572	50.206	53.4	6.8	NO	1.000	NO	bb
7	7	180724M1_8	Standard	250.000	6.29	16873.039	10676.945	237.049	252.0	0.8	NO	1.000	NO	bb
8	8	180724M1_9	Standard	500.000	6.29	33434.207	10566.706	474.616	504.1	0.8	NO	1.000	NO	bb
9	9	180724M1_10	Standard	1250.000	6.29	82289.281	10610.464	1163.323	1232.1	-1.4	NO	1.000	NO	bb
10	10	180724M1_11	Standard	2500.000	6.29	147605.281	9305.392	2379.351	2507.8	0.3	NO	1.000	NO	bb

Compound name: N-EtFOSE
Coefficient of Determination: R^2 = 0.998766
Calibration curve: 6.76692e-006 * x^2 + 1.03865 * x + 0.0783537
Response type: Internal Std (Ref 59), Area * (IS Conc. / IS Area)
Curve type: 2nd Order, Origin: Exclude, Weighting: 1/x, Axis trans: None

	#	Name	Type	Std. Conc	RT	Area	IS Area	Response	Conc.	%Dev	Conc. Flag	CoD	CoD Flag	x=excluded
1	1	180724M1_2	Standard	1.250	6.44	86.358	11245.517	1.152	1.0	-17.3	NO	0.999	NO	bb
2	2	180724M1_3	Standard	2.500	6.44	173.137	10541.123	2.464	2.3	-8.1	NO	0.999	NO	bb
3	3	180724M1_4	Standard	5.000	6.45	392.213	10638.956	5.530	5.2	5.0	NO	0.999	NO	bb
4	4	180724M1_5	Standard	10.000	6.45	834.347	11649.421	10.743	10.3	2.7	NO	0.999	NO	bb
5	5	180724M1_6	Standard	25.000	6.44	2045.698	10957.249	28.005	26.9	7.5	NO	0.999	NO	bb
6	6	180724M1_7	Standard	50.000	6.44	4420.147	11986.393	55.315	53.2	6.3	NO	0.999	NO	bb
7	7	180724M1_8	Standard	250.000	6.44	20526.563	11517.297	267.336	256.9	2.8	NO	0.999	NO	bb
8	8	180724M1_9	Standard	500.000	6.44	38442.184	10506.230	548.848	526.5	5.3	NO	0.999	NO	bb
9	9	180724M1_10	Standard	1250.000	6.44	90384.789	10923.698	1241.129	1185.7	-5.1	NO	0.999	NO	bb
10	10	180724M1_11	Standard	2500.000	6.44	167607.250	9428.324	2666.549	2525.7	1.0	NO	0.999	NO	bb

Dataset: F:\Projects\PFAS.PRO\Results\180724M1\180724M1-CRV.qld

Last Altered: Wednesday, July 25, 2018 08:26:55 Pacific Daylight Time
Printed: Wednesday, July 25, 2018 08:37:33 Pacific Daylight Time

Compound name: 13C3-PFBA
Response Factor: 0.91214
RRF SD: 0.0183332, Relative SD: 2.00992
Response type: Internal Std (Ref 60), Area * (IS Conc. / IS Area)
Curve type: RF

	#	Name	Type	Std. Conc	RT	Area	IS Area	Response	Conc.	%Dev	Conc. Flag	CoD	CoD Flag	x=excluded
1	1	180724M1_2	Standard	12.500	1.55	4855.570	5222.565	11.622	12.7	1.9	NO		NO	bb
2	2	180724M1_3	Standard	12.500	1.55	4589.992	5036.046	11.393	12.5	-0.1	NO		NO	bb
3	3	180724M1_4	Standard	12.500	1.53	4737.675	5034.711	11.763	12.9	3.2	NO		NO	bb
4	4	180724M1_5	Standard	12.500	1.56	4996.728	5665.251	11.025	12.1	-3.3	NO		NO	bb
5	5	180724M1_6	Standard	12.500	1.55	4535.802	4965.011	11.419	12.5	0.2	NO		NO	bb
6	6	180724M1_7	Standard	12.500	1.53	4961.129	5561.792	11.150	12.2	-2.2	NO		NO	bb
7	7	180724M1_8	Standard	12.500	1.52	4604.085	4996.451	11.518	12.6	1.0	NO		NO	bb
8	8	180724M1_9	Standard	12.500	1.53	4423.604	4835.305	11.436	12.5	0.3	NO		NO	bb
9	9	180724M1_10	Standard	12.500	1.53	4457.018	4832.121	11.530	12.6	1.1	NO		NO	bb
10	10	180724M1_11	Standard	12.500	1.53	3755.615	4205.659	11.162	12.2	-2.1	NO		NO	bb

Compound name: 13C3-PFPeA
Response Factor: 1.02389
RRF SD: 0.0194155, Relative SD: 1.89625
Response type: Internal Std (Ref 61), Area * (IS Conc. / IS Area)
Curve type: RF

	#	Name	Type	Std. Conc	RT	Area	IS Area	Response	Conc.	%Dev	Conc. Flag	CoD	CoD Flag	x=excluded
1	1	180724M1_2	Standard	12.500	2.57	5982.509	5817.626	12.854	12.6	0.4	NO		NO	bb
2	2	180724M1_3	Standard	12.500	2.57	5791.825	5673.899	12.760	12.5	-0.3	NO		NO	bb
3	3	180724M1_4	Standard	12.500	2.56	5710.741	5707.103	12.508	12.2	-2.3	NO		NO	bb
4	4	180724M1_5	Standard	12.500	2.57	6159.758	6021.739	12.787	12.5	-0.1	NO		NO	bb
5	5	180724M1_6	Standard	12.500	2.57	5626.195	5412.120	12.994	12.7	1.5	NO		NO	bb
6	6	180724M1_7	Standard	12.500	2.55	6086.395	5938.465	12.811	12.5	0.1	NO		NO	bb
7	7	180724M1_8	Standard	12.500	2.55	5622.143	5398.972	13.017	12.7	1.7	NO		NO	bb
8	8	180724M1_9	Standard	12.500	2.55	5359.002	5066.991	13.220	12.9	3.3	NO		NO	bb
9	9	180724M1_10	Standard	12.500	2.54	5160.149	5193.109	12.421	12.1	-3.0	NO		NO	bb
10	10	180724M1_11	Standard	12.500	2.54	4538.117	4497.097	12.614	12.3	-1.4	NO		NO	bb

Dataset: F:\Projects\PFAS.PRO\Results\180724M1\180724M1-CRV.qld

Last Altered: Wednesday, July 25, 2018 08:26:55 Pacific Daylight Time
Printed: Wednesday, July 25, 2018 08:37:33 Pacific Daylight Time

Compound name: 13C3-PFBS
Response Factor: 0.127803
RRF SD: 0.00865674, Relative SD: 6.7735
Response type: Internal Std (Ref 61), Area * (IS Conc. / IS Area)
Curve type: RF

	#	Name	Type	Std. Conc	RT	Area	IS Area	Response	Conc.	%Dev	Conc. Flag	CoD	CoD Flag	x=excluded
1	1	180724M1_2	Standard	12.500	2.84	762.125	5817.626	1.638	12.8	2.5	NO		NO	bb
2	2	180724M1_3	Standard	12.500	2.85	728.392	5673.899	1.605	12.6	0.4	NO		NO	bb
3	3	180724M1_4	Standard	12.500	2.84	709.469	5707.103	1.554	12.2	-2.7	NO		NO	bb
4	4	180724M1_5	Standard	12.500	2.84	811.496	6021.739	1.685	13.2	5.4	NO		NO	bb
5	5	180724M1_6	Standard	12.500	2.84	753.373	5412.120	1.740	13.6	8.9	NO		NO	bb
6	6	180724M1_7	Standard	12.500	2.82	822.154	5938.465	1.731	13.5	8.3	NO		NO	bb
7	7	180724M1_8	Standard	12.500	2.82	618.091	5398.972	1.431	11.2	-10.4	NO		NO	bb
8	8	180724M1_9	Standard	12.500	2.82	655.665	5066.991	1.617	12.7	1.2	NO		NO	bb
9	9	180724M1_10	Standard	12.500	2.82	599.377	5193.109	1.443	11.3	-9.7	NO		NO	bb
10	10	180724M1_11	Standard	12.500	2.81	551.483	4497.097	1.533	12.0	-4.0	NO		NO	bb

Compound name: 13C2-4:2 FTS
Response Factor: 0.205871
RRF SD: 0.034047, Relative SD: 16.5381
Response type: Internal Std (Ref 61), Area * (IS Conc. / IS Area)
Curve type: RF

	#	Name	Type	Std. Conc	RT	Area	IS Area	Response	Conc.	%Dev	Conc. Flag	CoD	CoD Flag	x=excluded
1	1	180724M1_2	Standard	12.500	3.25	1097.017	5817.626	2.357	11.4	-8.4	NO		NO	bb
2	2	180724M1_3	Standard	12.500	3.25	1042.019	5673.899	2.296	11.2	-10.8	NO		NO	bb
3	3	180724M1_4	Standard	12.500	3.24	1061.746	5707.103	2.325	11.3	-9.6	NO		NO	bb
4	4	180724M1_5	Standard	12.500	3.24	1208.957	6021.739	2.510	12.2	-2.5	NO		NO	bb
5	5	180724M1_6	Standard	12.500	3.24	952.037	5412.120	2.199	10.7	-14.6	NO		NO	bb
6	6	180724M1_7	Standard	12.500	3.23	1194.308	5938.465	2.514	12.2	-2.3	NO		NO	bb
7	7	180724M1_8	Standard	12.500	3.23	1254.727	5398.972	2.905	14.1	12.9	NO		NO	bb
8	8	180724M1_9	Standard	12.500	3.22	1411.252	5066.991	3.481	16.9	35.3	NO		NO	bb
9	9	180724M1_10	Standard	12.500	3.22	1973.346	5193.109	4.750	23.1	84.6	NO		NO	bbX
10	10	180724M1_11	Standard	12.500	3.22	2462.760	4497.097	6.845	33.3	166.0	NO		NO	bbX

Dataset: F:\Projects\PFAS.PRO\Results\180724M1\180724M1-CRV.qld

Last Altered: Wednesday, July 25, 2018 08:26:55 Pacific Daylight Time
Printed: Wednesday, July 25, 2018 08:37:33 Pacific Daylight Time

Compound name: 13C2-PFHxA
Response Factor: 0.737519
RRF SD: 0.0361344, Relative SD: 4.89945
Response type: Internal Std (Ref 61), Area * (IS Conc. / IS Area)
Curve type: RF

	#	Name	Type	Std. Conc	RT	Area	IS Area	Response	Conc.	%Dev	Conc. Flag	CoD	CoD Flag	x=excluded
1	1	180724M1_2	Standard	5.000	3.35	1854.231	5817.626	3.984	5.4	8.0	NO		NO	bb
2	2	180724M1_3	Standard	5.000	3.34	1628.531	5673.899	3.588	4.9	-2.7	NO		NO	bb
3	3	180724M1_4	Standard	5.000	3.34	1666.371	5707.103	3.650	4.9	-1.0	NO		NO	bb
4	4	180724M1_5	Standard	5.000	3.34	1686.911	6021.739	3.502	4.7	-5.0	NO		NO	bb
5	5	180724M1_6	Standard	5.000	3.33	1523.553	5412.120	3.519	4.8	-4.6	NO		NO	bb
6	6	180724M1_7	Standard	5.000	3.33	1714.577	5938.465	3.609	4.9	-2.1	NO		NO	bb
7	7	180724M1_8	Standard	5.000	3.32	1611.485	5398.972	3.731	5.1	1.2	NO		NO	bb
8	8	180724M1_9	Standard	5.000	3.31	1521.062	5066.991	3.752	5.1	1.8	NO		NO	bb
9	9	180724M1_10	Standard	5.000	3.31	1471.145	5193.109	3.541	4.8	-4.0	NO		NO	bb
10	10	180724M1_11	Standard	5.000	3.31	1439.154	4497.097	4.000	5.4	8.5	NO		NO	bb

Compound name: 13C4-PFHpA
Response Factor: 0.837171
RRF SD: 0.0275204, Relative SD: 3.28731
Response type: Internal Std (Ref 61), Area * (IS Conc. / IS Area)
Curve type: RF

	#	Name	Type	Std. Conc	RT	Area	IS Area	Response	Conc.	%Dev	Conc. Flag	CoD	CoD Flag	x=excluded
1	1	180724M1_2	Standard	12.500	3.98	4927.491	5817.626	10.587	12.6	1.2	NO		NO	bb
2	2	180724M1_3	Standard	12.500	3.98	4523.903	5673.899	9.966	11.9	-4.8	NO		NO	bb
3	3	180724M1_4	Standard	12.500	3.98	4605.220	5707.103	10.087	12.0	-3.6	NO		NO	bb
4	4	180724M1_5	Standard	12.500	3.97	5049.148	6021.739	10.481	12.5	0.2	NO		NO	bb
5	5	180724M1_6	Standard	12.500	3.97	4444.436	5412.120	10.265	12.3	-1.9	NO		NO	bb
6	6	180724M1_7	Standard	12.500	3.96	5266.016	5938.465	11.085	13.2	5.9	NO		NO	bb
7	7	180724M1_8	Standard	12.500	3.96	4410.843	5398.972	10.212	12.2	-2.4	NO		NO	bb
8	8	180724M1_9	Standard	12.500	3.95	4239.258	5066.991	10.458	12.5	-0.1	NO		NO	bb
9	9	180724M1_10	Standard	12.500	3.95	4487.943	5193.109	10.803	12.9	3.2	NO		NO	bb
10	10	180724M1_11	Standard	12.500	3.95	3850.350	4497.097	10.702	12.8	2.3	NO		NO	bb

Dataset: F:\Projects\PFAS.PRO\Results\180724M1\180724M1-CRV.qld

Last Altered: Wednesday, July 25, 2018 08:26:55 Pacific Daylight Time
Printed: Wednesday, July 25, 2018 08:37:33 Pacific Daylight Time

Compound name: 18O2-PFHxS
Response Factor: 0.484131
RRF SD: 0.0267276, Relative SD: 5.52073
Response type: Internal Std (Ref 62), Area * (IS Conc. / IS Area)
Curve type: RF

	#	Name	Type	Std. Conc	RT	Area	IS Area	Response	Conc.	%Dev	Conc. Flag	CoD	CoD Flag	x=excluded
1	1	180724M1_2	Standard	12.500	4.12	642.504	1377.438	5.831	12.0	-3.7	NO		NO	bb
2	2	180724M1_3	Standard	12.500	4.12	639.857	1378.832	5.801	12.0	-4.1	NO		NO	bb
3	3	180724M1_4	Standard	12.500	4.12	681.346	1375.739	6.191	12.8	2.3	NO		NO	bb
4	4	180724M1_5	Standard	12.500	4.12	752.274	1589.496	5.916	12.2	-2.2	NO		NO	bb
5	5	180724M1_6	Standard	12.500	4.11	691.975	1372.495	6.302	13.0	4.1	NO		NO	bb
6	6	180724M1_7	Standard	12.500	4.10	745.421	1556.242	5.987	12.4	-1.1	NO		NO	bb
7	7	180724M1_8	Standard	12.500	4.10	563.441	1304.580	5.399	11.2	-10.8	NO		NO	bb
8	8	180724M1_9	Standard	12.500	4.09	657.672	1249.862	6.577	13.6	8.7	NO		NO	bb
9	9	180724M1_10	Standard	12.500	4.09	625.876	1245.098	6.283	13.0	3.8	NO		NO	bb
10	10	180724M1_11	Standard	12.500	4.09	530.941	1065.407	6.229	12.9	2.9	NO		NO	bb

Compound name: 13C2-6:2 FTS
Response Factor: 0.170748
RRF SD: 0.0264565, Relative SD: 15.4945
Response type: Internal Std (Ref 63), Area * (IS Conc. / IS Area)
Curve type: RF

	#	Name	Type	Std. Conc	RT	Area	IS Area	Response	Conc.	%Dev	Conc. Flag	CoD	CoD Flag	x=excluded
1	1	180724M1_2	Standard	12.500	4.45	1063.992	6775.993	1.963	11.5	-8.0	NO		NO	bb
2	2	180724M1_3	Standard	12.500	4.45	1064.732	6433.996	2.069	12.1	-3.1	NO		NO	bb
3	3	180724M1_4	Standard	12.500	4.45	1107.914	6749.073	2.052	12.0	-3.9	NO		NO	bb
4	4	180724M1_5	Standard	12.500	4.44	1085.913	7345.604	1.848	10.8	-13.4	NO		NO	bb
5	5	180724M1_6	Standard	12.500	4.44	992.245	6656.839	1.863	10.9	-12.7	NO		NO	bb
6	6	180724M1_7	Standard	12.500	4.43	1134.314	7194.488	1.971	11.5	-7.7	NO		NO	bb
7	7	180724M1_8	Standard	12.500	4.43	1323.134	6284.282	2.632	15.4	23.3	NO		NO	bb
8	8	180724M1_9	Standard	12.500	4.43	1334.753	6230.916	2.678	15.7	25.5	NO		NO	bb
9	9	180724M1_10	Standard	12.500	4.42	1881.070	6137.832	3.831	22.4	79.5	NO		NO	bbX
10	10	180724M1_11	Standard	12.500	4.41	2839.263	5329.960	6.659	39.0	212.0	NO		NO	bbX

Dataset: F:\Projects\PFAS.PRO\Results\180724M1\180724M1-CRV.qld

Last Altered: Wednesday, July 25, 2018 08:26:55 Pacific Daylight Time
Printed: Wednesday, July 25, 2018 08:37:33 Pacific Daylight Time

Compound name: 13C2-PFOA
Response Factor: 1.05132
RRF SD: 0.0313555, Relative SD: 2.98248
Response type: Internal Std (Ref 63), Area * (IS Conc. / IS Area)
Curve type: RF

	#	Name	Type	Std. Conc	RT	Area	IS Area	Response	Conc.	%Dev	Conc. Flag	CoD	CoD Flag	x=excluded
1	1	180724M1_2	Standard	12.500	4.50	7158.237	6775.993	13.205	12.6	0.5	NO		NO	bb
2	2	180724M1_3	Standard	12.500	4.50	7004.203	6433.996	13.608	12.9	3.5	NO		NO	bb
3	3	180724M1_4	Standard	12.500	4.50	6699.512	6749.073	12.408	11.8	-5.6	NO		NO	bb
4	4	180724M1_5	Standard	12.500	4.50	7628.539	7345.604	12.981	12.3	-1.2	NO		NO	bb
5	5	180724M1_6	Standard	12.500	4.49	6710.090	6656.839	12.600	12.0	-4.1	NO		NO	bb
6	6	180724M1_7	Standard	12.500	4.48	7566.737	7194.488	13.147	12.5	0.0	NO		NO	bb
7	7	180724M1_8	Standard	12.500	4.48	6839.758	6284.282	13.605	12.9	3.5	NO		NO	bb
8	8	180724M1_9	Standard	12.500	4.48	6558.625	6230.916	13.157	12.5	0.1	NO		NO	bb
9	9	180724M1_10	Standard	12.500	4.47	6544.331	6137.832	13.328	12.7	1.4	NO		NO	bb
10	10	180724M1_11	Standard	12.500	4.47	5703.301	5329.960	13.376	12.7	1.8	NO		NO	bb

Compound name: 13C5-PFNA
Response Factor: 0.957187
RRF SD: 0.0447927, Relative SD: 4.67962
Response type: Internal Std (Ref 64), Area * (IS Conc. / IS Area)
Curve type: RF

	#	Name	Type	Std. Conc	RT	Area	IS Area	Response	Conc.	%Dev	Conc. Flag	CoD	CoD Flag	x=excluded
1	1	180724M1_2	Standard	12.500	4.94	7800.379	7935.048	12.288	12.8	2.7	NO		NO	bb
2	2	180724M1_3	Standard	12.500	4.94	8068.195	8082.833	12.477	13.0	4.3	NO		NO	bb
3	3	180724M1_4	Standard	12.500	4.94	7262.232	8079.862	11.235	11.7	-6.1	NO		NO	bb
4	4	180724M1_5	Standard	12.500	4.93	8129.219	8645.574	11.753	12.3	-1.8	NO		NO	bb
5	5	180724M1_6	Standard	12.500	4.93	7243.493	7920.682	11.431	11.9	-4.5	NO		NO	bb
6	6	180724M1_7	Standard	12.500	4.92	7920.692	8373.618	11.824	12.4	-1.2	NO		NO	bb
7	7	180724M1_8	Standard	12.500	4.92	7664.354	7867.447	12.177	12.7	1.8	NO		NO	bb
8	8	180724M1_9	Standard	12.500	4.91	7196.348	6886.945	13.062	13.6	9.2	NO		NO	bb
9	9	180724M1_10	Standard	12.500	4.91	6472.472	6739.816	12.004	12.5	0.3	NO		NO	bb
10	10	180724M1_11	Standard	12.500	4.90	5917.018	6490.028	11.396	11.9	-4.8	NO		NO	bb

Dataset: F:\Projects\PFAS.PRO\Results\180724M1\180724M1-CRV.qld

Last Altered: Wednesday, July 25, 2018 08:26:55 Pacific Daylight Time
Printed: Wednesday, July 25, 2018 08:37:33 Pacific Daylight Time

Compound name: 13C8-PFOSA
Response Factor: 0.276129
RRF SD: 0.0127365, Relative SD: 4.61253
Response type: Internal Std (Ref 67), Area * (IS Conc. / IS Area)
Curve type: RF

	#	Name	Type	Std. Conc	RT	Area	IS Area	Response	Conc.	%Dev	Conc. Flag	CoD	CoD Flag	x=excluded
1	1	180724M1_2	Standard	12.500	4.99	3659.951	13575.590	3.370	12.2	-2.4	NO		NO	bb
2	2	180724M1_3	Standard	12.500	4.99	3657.404	12728.703	3.592	13.0	4.1	NO		NO	bb
3	3	180724M1_4	Standard	12.500	4.99	3480.205	13437.399	3.237	11.7	-6.2	NO		NO	bb
4	4	180724M1_5	Standard	12.500	4.98	3956.898	14618.041	3.384	12.3	-2.0	NO		NO	bb
5	5	180724M1_6	Standard	12.500	4.97	3526.077	13004.633	3.389	12.3	-1.8	NO		NO	bb
6	6	180724M1_7	Standard	12.500	4.97	3915.963	14392.594	3.401	12.3	-1.5	NO		NO	bb
7	7	180724M1_8	Standard	12.500	4.96	3414.192	12516.604	3.410	12.3	-1.2	NO		NO	bb
8	8	180724M1_9	Standard	12.500	4.96	3196.203	12010.104	3.327	12.0	-3.6	NO		NO	bb
9	9	180724M1_10	Standard	12.500	4.96	3302.833	11200.983	3.686	13.3	6.8	NO		NO	bb
10	10	180724M1_11	Standard	12.500	4.95	2804.904	9422.365	3.721	13.5	7.8	NO		NO	bb

Compound name: 13C8-PFOS
Response Factor: 1.06635
RRF SD: 0.0543706, Relative SD: 5.09876
Response type: Internal Std (Ref 65), Area * (IS Conc. / IS Area)
Curve type: RF

	#	Name	Type	Std. Conc	RT	Area	IS Area	Response	Conc.	%Dev	Conc. Flag	CoD	CoD Flag	x=excluded
1	1	180724M1_2	Standard	12.500	5.02	1804.150	1684.371	13.389	12.6	0.4	NO		NO	bb
2	2	180724M1_3	Standard	12.500	5.01	1814.723	1718.804	13.198	12.4	-1.0	NO		NO	bb
3	3	180724M1_4	Standard	12.500	5.02	1695.765	1426.518	14.859	13.9	11.5	NO		NO	bb
4	4	180724M1_5	Standard	12.500	5.01	1856.517	1707.665	13.590	12.7	2.0	NO		NO	bb
5	5	180724M1_6	Standard	12.500	5.00	1740.200	1632.739	13.323	12.5	-0.0	NO		NO	bb
6	6	180724M1_7	Standard	12.500	4.99	1882.039	1744.072	13.489	12.6	1.2	NO		NO	bb
7	7	180724M1_8	Standard	12.500	4.99	1610.346	1618.829	12.434	11.7	-6.7	NO		NO	bb
8	8	180724M1_9	Standard	12.500	4.99	1700.631	1560.323	13.624	12.8	2.2	NO		NO	bb
9	9	180724M1_10	Standard	12.500	4.99	1655.891	1622.774	12.755	12.0	-4.3	NO		NO	bb
10	10	180724M1_11	Standard	12.500	4.98	1352.430	1338.189	12.633	11.8	-5.2	NO		NO	bb

Dataset: F:\Projects\PFAS.PRO\Results\180724M1\180724M1-CRV.qld

Last Altered: Wednesday, July 25, 2018 08:26:55 Pacific Daylight Time
Printed: Wednesday, July 25, 2018 08:37:33 Pacific Daylight Time

Compound name: 13C2-PFDA
Response Factor: 0.915712
RRF SD: 0.0780264, Relative SD: 8.52085
Response type: Internal Std (Ref 66), Area * (IS Conc. / IS Area)
Curve type: RF

	#	Name	Type	Std. Conc	RT	Area	IS Area	Response	Conc.	%Dev	Conc. Flag	CoD	CoD Flag	x=excluded
1	1	180724M1_2	Standard	12.500	5.31	8722.562	10018.501	10.883	11.9	-4.9	NO		NO	bb
2	2	180724M1_3	Standard	12.500	5.31	8026.601	9875.274	10.160	11.1	-11.2	NO		NO	bb
3	3	180724M1_4	Standard	12.500	5.31	8971.623	9492.583	11.814	12.9	3.2	NO		NO	bb
4	4	180724M1_5	Standard	12.500	5.31	8849.295	10352.588	10.685	11.7	-6.7	NO		NO	bb
5	5	180724M1_6	Standard	12.500	5.30	7797.608	8223.427	11.853	12.9	3.5	NO		NO	bb
6	6	180724M1_7	Standard	12.500	5.29	9268.952	10479.998	11.056	12.1	-3.4	NO		NO	bb
7	7	180724M1_8	Standard	12.500	5.29	8228.088	9546.514	10.774	11.8	-5.9	NO		NO	bb
8	8	180724M1_9	Standard	12.500	5.29	8246.257	7686.907	13.410	14.6	17.2	NO		NO	bb
9	9	180724M1_10	Standard	12.500	5.28	7768.496	8609.511	11.279	12.3	-1.5	NO		NO	bb
10	10	180724M1_11	Standard	12.500	5.28	6610.082	6582.879	12.552	13.7	9.7	NO		NO	bb

Compound name: 13C2-8:2 FTS
Response Factor: 0.230375
RRF SD: 0.0380411, Relative SD: 16.5126
Response type: Internal Std (Ref 61), Area * (IS Conc. / IS Area)
Curve type: RF

	#	Name	Type	Std. Conc	RT	Area	IS Area	Response	Conc.	%Dev	Conc. Flag	CoD	CoD Flag	x=excluded
1	1	180724M1_2	Standard	12.500	5.29	1269.596	5817.626	2.728	11.8	-5.3	NO		NO	bb
2	2	180724M1_3	Standard	12.500	5.28	1259.935	5673.899	2.776	12.0	-3.6	NO		NO	bb
3	3	180724M1_4	Standard	12.500	5.29	992.821	5707.103	2.175	9.4	-24.5	NO		NO	bb
4	4	180724M1_5	Standard	12.500	5.28	1257.211	6021.739	2.610	11.3	-9.4	NO		NO	bb
5	5	180724M1_6	Standard	12.500	5.28	1220.366	5412.120	2.819	12.2	-2.1	NO		NO	bb
6	6	180724M1_7	Standard	12.500	5.27	1484.423	5938.465	3.125	13.6	8.5	NO		NO	bb
7	7	180724M1_8	Standard	12.500	5.26	1284.912	5398.972	2.975	12.9	3.3	NO		NO	bb
8	8	180724M1_9	Standard	12.500	5.26	1553.155	5066.991	3.832	16.6	33.1	NO		NO	bb
9	9	180724M1_10	Standard	12.500	5.26	2279.482	5193.109	5.487	23.8	90.5	NO		NO	bbX
10	10	180724M1_11	Standard	12.500	5.25	3073.638	4497.097	8.543	37.1	196.7	NO		NO	bbX

Dataset: F:\Projects\PFAS.PRO\Results\180724M1\180724M1-CRV.qld

Last Altered: Wednesday, July 25, 2018 08:26:55 Pacific Daylight Time
Printed: Wednesday, July 25, 2018 08:37:33 Pacific Daylight Time

Compound name: d3-N-MeFOSAA
Response Factor: 0.185895
RRF SD: 0.0175744, Relative SD: 9.45391
Response type: Internal Std (Ref 67), Area * (IS Conc. / IS Area)
Curve type: RF

	#	Name	Type	Std. Conc	RT	Area	IS Area	Response	Conc.	%Dev	Conc. Flag	CoD	CoD Flag	x=excluded
1	1	180724M1_2	Standard	12.500	5.46	2318.085	13575.590	2.134	11.5	-8.1	NO		NO	bb
2	2	180724M1_3	Standard	12.500	5.45	2276.231	12728.703	2.235	12.0	-3.8	NO		NO	bb
3	3	180724M1_4	Standard	12.500	5.46	2201.143	13437.399	2.048	11.0	-11.9	NO		NO	bb
4	4	180724M1_5	Standard	12.500	5.45	2692.546	14618.041	2.302	12.4	-0.9	NO		NO	bb
5	5	180724M1_6	Standard	12.500	5.44	2224.166	13004.633	2.138	11.5	-8.0	NO		NO	bb
6	6	180724M1_7	Standard	12.500	5.44	2629.508	14392.594	2.284	12.3	-1.7	NO		NO	bb
7	7	180724M1_8	Standard	12.500	5.43	2389.173	12516.604	2.386	12.8	2.7	NO		NO	bb
8	8	180724M1_9	Standard	12.500	5.43	2402.746	12010.104	2.501	13.5	7.6	NO		NO	bb
9	9	180724M1_10	Standard	12.500	5.43	2148.966	11200.983	2.398	12.9	3.2	NO		NO	bb
10	10	180724M1_11	Standard	12.500	5.42	2118.619	9422.365	2.811	15.1	21.0	NO		NO	bb

Compound name: d5-N-EtFOSAA
Response Factor: 0.203061
RRF SD: 0.0183513, Relative SD: 9.03735
Response type: Internal Std (Ref 67), Area * (IS Conc. / IS Area)
Curve type: RF

	#	Name	Type	Std. Conc	RT	Area	IS Area	Response	Conc.	%Dev	Conc. Flag	CoD	CoD Flag	x=excluded
1	1	180724M1_2	Standard	12.500	5.61	2692.852	13575.590	2.479	12.2	-2.3	NO		NO	bb
2	2	180724M1_3	Standard	12.500	5.60	2620.732	12728.703	2.574	12.7	1.4	NO		NO	bb
3	3	180724M1_4	Standard	12.500	5.61	2810.581	13437.399	2.615	12.9	3.0	NO		NO	bb
4	4	180724M1_5	Standard	12.500	5.60	2596.198	14618.041	2.220	10.9	-12.5	NO		NO	bb
5	5	180724M1_6	Standard	12.500	5.59	2294.900	13004.633	2.206	10.9	-13.1	NO		NO	bb
6	6	180724M1_7	Standard	12.500	5.59	2669.563	14392.594	2.319	11.4	-8.7	NO		NO	bb
7	7	180724M1_8	Standard	12.500	5.58	2698.528	12516.604	2.695	13.3	6.2	NO		NO	bb
8	8	180724M1_9	Standard	12.500	5.58	2513.978	12010.104	2.617	12.9	3.1	NO		NO	bb
9	9	180724M1_10	Standard	12.500	5.58	2568.031	11200.983	2.866	14.1	12.9	NO		NO	bb
10	10	180724M1_11	Standard	12.500	5.57	2105.518	9422.365	2.793	13.8	10.0	NO		NO	bb

Dataset: F:\Projects\PFAS.PRO\Results\180724M1\180724M1-CRV.qld

Last Altered: Wednesday, July 25, 2018 08:26:55 Pacific Daylight Time
Printed: Wednesday, July 25, 2018 08:37:33 Pacific Daylight Time

Compound name: 13C2-PFUdA
Response Factor: 0.897074
RRF SD: 0.0338926, Relative SD: 3.77812
Response type: Internal Std (Ref 67), Area * (IS Conc. / IS Area)
Curve type: RF

	#	Name	Type	Std. Conc	RT	Area	IS Area	Response	Conc.	%Dev	Conc. Flag	CoD	CoD Flag	x=excluded
1	1	180724M1_2	Standard	12.500	5.63	11514.018	13575.590	10.602	11.8	-5.5	NO		NO	bb
2	2	180724M1_3	Standard	12.500	5.63	11548.675	12728.703	11.341	12.6	1.1	NO		NO	bb
3	3	180724M1_4	Standard	12.500	5.63	11914.051	13437.399	11.083	12.4	-1.2	NO		NO	bb
4	4	180724M1_5	Standard	12.500	5.63	12861.355	14618.041	10.998	12.3	-1.9	NO		NO	bb
5	5	180724M1_6	Standard	12.500	5.62	11664.676	13004.633	11.212	12.5	-0.0	NO		NO	bb
6	6	180724M1_7	Standard	12.500	5.61	12880.992	14392.594	11.187	12.5	-0.2	NO		NO	bb
7	7	180724M1_8	Standard	12.500	5.61	11705.828	12516.604	11.690	13.0	4.3	NO		NO	bb
8	8	180724M1_9	Standard	12.500	5.61	10158.025	12010.104	10.572	11.8	-5.7	NO		NO	bb
9	9	180724M1_10	Standard	12.500	5.60	10516.258	11200.983	11.736	13.1	4.7	NO		NO	bb
10	10	180724M1_11	Standard	12.500	5.60	8829.018	9422.365	11.713	13.1	4.5	NO		NO	bb

Compound name: 13C2-PFDoA
Response Factor: 1.21223
RRF SD: 0.109636, Relative SD: 9.04416
Response type: Internal Std (Ref 66), Area * (IS Conc. / IS Area)
Curve type: RF

	#	Name	Type	Std. Conc	RT	Area	IS Area	Response	Conc.	%Dev	Conc. Flag	CoD	CoD Flag	x=excluded
1	1	180724M1_2	Standard	12.500	5.91	12365.999	10018.501	15.429	12.7	1.8	NO		NO	bb
2	2	180724M1_3	Standard	12.500	5.91	11068.820	9875.274	14.011	11.6	-7.5	NO		NO	bb
3	3	180724M1_4	Standard	12.500	5.91	10737.177	9492.583	14.139	11.7	-6.7	NO		NO	bb
4	4	180724M1_5	Standard	12.500	5.91	12323.175	10352.588	14.879	12.3	-1.8	NO		NO	bb
5	5	180724M1_6	Standard	12.500	5.90	11556.163	8223.427	17.566	14.5	15.9	NO		NO	bb
6	6	180724M1_7	Standard	12.500	5.89	11427.320	10479.998	13.630	11.2	-10.1	NO		NO	bb
7	7	180724M1_8	Standard	12.500	5.89	10586.219	9546.514	13.861	11.4	-8.5	NO		NO	bb
8	8	180724M1_9	Standard	12.500	5.89	10101.326	7686.907	16.426	13.6	8.4	NO		NO	bb
9	9	180724M1_10	Standard	12.500	5.88	10160.997	8609.511	14.753	12.2	-2.6	NO		NO	bb
10	10	180724M1_11	Standard	12.500	5.88	8865.556	6582.879	16.834	13.9	11.1	NO		NO	bb

Dataset: F:\Projects\PFAS.PRO\Results\180724M1\180724M1-CRV.qld

Last Altered: Wednesday, July 25, 2018 08:26:55 Pacific Daylight Time
Printed: Wednesday, July 25, 2018 08:37:33 Pacific Daylight Time

Compound name: d3-N-MeFOSA
Response Factor: 0.0656383
RRF SD: 0.00336335, Relative SD: 5.12406
Response type: Internal Std (Ref 67), Area * (IS Conc. / IS Area)
Curve type: RF

	#	Name	Type	Std. Conc	RT	Area	IS Area	Response	Conc.	%Dev	Conc. Flag	CoD	CoD Flag	x=excluded
1	1	180724M1_2	Standard	150.000	5.85	10356.254	13575.590	9.536	145.3	-3.1	NO		NO	bb
2	2	180724M1_3	Standard	150.000	5.84	10020.616	12728.703	9.841	149.9	-0.1	NO		NO	bb
3	3	180724M1_4	Standard	150.000	5.86	10565.328	13437.399	9.828	149.7	-0.2	NO		NO	bb
4	4	180724M1_5	Standard	150.000	5.85	10926.365	14618.041	9.343	142.3	-5.1	NO		NO	bb
5	5	180724M1_6	Standard	150.000	5.84	9986.071	13004.633	9.599	146.2	-2.5	NO		NO	bb
6	6	180724M1_7	Standard	150.000	5.84	10967.479	14392.594	9.525	145.1	-3.3	NO		NO	bb
7	7	180724M1_8	Standard	150.000	5.84	9793.573	12516.604	9.781	149.0	-0.7	NO		NO	bb
8	8	180724M1_9	Standard	150.000	5.84	9294.438	12010.104	9.674	147.4	-1.7	NO		NO	bb
9	9	180724M1_10	Standard	150.000	5.83	9157.220	11200.983	10.219	155.7	3.8	NO		NO	bb
10	10	180724M1_11	Standard	150.000	5.83	8376.452	9422.365	11.112	169.3	12.9	NO		NO	bb

Compound name: 13C2-PFTeDA
Response Factor: 0.491331
RRF SD: 0.0489075, Relative SD: 9.95409
Response type: Internal Std (Ref 67), Area * (IS Conc. / IS Area)
Curve type: RF

	#	Name	Type	Std. Conc	RT	Area	IS Area	Response	Conc.	%Dev	Conc. Flag	CoD	CoD Flag	x=excluded
1	1	180724M1_2	Standard	12.500	6.35	7068.963	13575.590	6.509	13.2	6.0	NO		NO	bb
2	2	180724M1_3	Standard	12.500	6.34	6348.472	12728.703	6.234	12.7	1.5	NO		NO	bb
3	3	180724M1_4	Standard	12.500	6.36	6761.750	13437.399	6.290	12.8	2.4	NO		NO	bb
4	4	180724M1_5	Standard	12.500	6.34	6840.563	14618.041	5.849	11.9	-4.8	NO		NO	bb
5	5	180724M1_6	Standard	12.500	6.34	5737.557	13004.633	5.515	11.2	-10.2	NO		NO	bb
6	6	180724M1_7	Standard	12.500	6.34	6824.886	14392.594	5.927	12.1	-3.5	NO		NO	bb
7	7	180724M1_8	Standard	12.500	6.33	5210.515	12516.604	5.204	10.6	-15.3	NO		NO	bb
8	8	180724M1_9	Standard	12.500	6.33	5564.744	12010.104	5.792	11.8	-5.7	NO		NO	bb
9	9	180724M1_10	Standard	12.500	6.32	6207.892	11200.983	6.928	14.1	12.8	NO		NO	bb
10	10	180724M1_11	Standard	12.500	6.32	5403.245	9422.365	7.168	14.6	16.7	NO		NO	bb

Dataset: F:\Projects\PFAS.PRO\Results\180724M1\180724M1-CRV.qld

Last Altered: Wednesday, July 25, 2018 08:26:55 Pacific Daylight Time
Printed: Wednesday, July 25, 2018 08:37:33 Pacific Daylight Time

Compound name: d5-N-ETFOSA
Response Factor: 0.0753963
RRF SD: 0.000980436, Relative SD: 1.30038
Response type: Internal Std (Ref 67), Area * (IS Conc. / IS Area)
Curve type: RF

	#	Name	Type	Std. Conc	RT	Area	IS Area	Response	Conc.	%Dev	Conc. Flag	CoD	CoD Flag	x=excluded
1	1	180724M1_2	Standard	150.000	6.20	12276.394	13575.590	11.304	149.9	-0.1	NO		NO	bb
2	2	180724M1_3	Standard	150.000	6.20	11634.848	12728.703	11.426	151.5	1.0	NO		NO	bb
3	3	180724M1_4	Standard	150.000	6.21	12386.979	13437.399	11.523	152.8	1.9	NO		NO	bb
4	4	180724M1_5	Standard	150.000	6.20	13209.047	14618.041	11.295	149.8	-0.1	NO		NO	bb
5	5	180724M1_6	Standard	150.000	6.20	11629.499	13004.633	11.178	148.3	-1.2	NO		NO	bb
6	6	180724M1_7	Standard	150.000	6.19	12759.999	14392.594	11.082	147.0	-2.0	NO		NO	bb
7	7	180724M1_8	Standard	150.000	6.19	11440.541	12516.604	11.425	151.5	1.0	NO		NO	bb
8	8	180724M1_9	Standard	150.000	6.19	10825.142	12010.104	11.267	149.4	-0.4	NO		NO	bb
9	9	180724M1_10	Standard	150.000	6.19	10266.154	11200.983	11.457	152.0	1.3	NO		NO	bb
10	10	180724M1_11	Standard	150.000	6.19	8395.558	9422.365	11.138	147.7	-1.5	NO		NO	bb

Compound name: 13C2-PFHxDA
Response Factor: 0.733971
RRF SD: 0.0733133, Relative SD: 9.98859
Response type: Internal Std (Ref 67), Area * (IS Conc. / IS Area)
Curve type: RF

	#	Name	Type	Std. Conc	RT	Area	IS Area	Response	Conc.	%Dev	Conc. Flag	CoD	CoD Flag	x=excluded
1	1	180724M1_2	Standard	5.000	6.64	3957.730	13575.590	3.644	5.0	-0.7	NO		NO	bb
2	2	180724M1_3	Standard	5.000	6.64	3647.605	12728.703	3.582	4.9	-2.4	NO		NO	bb
3	3	180724M1_4	Standard	5.000	6.65	3473.665	13437.399	3.231	4.4	-11.9	NO		NO	bb
4	4	180724M1_5	Standard	5.000	6.65	4063.443	14618.041	3.475	4.7	-5.3	NO		NO	bb
5	5	180724M1_6	Standard	5.000	6.63	3591.344	13004.633	3.452	4.7	-5.9	NO		NO	bb
6	6	180724M1_7	Standard	5.000	6.63	3715.505	14392.594	3.227	4.4	-12.1	NO		NO	bb
7	7	180724M1_8	Standard	5.000	6.63	3906.873	12516.604	3.902	5.3	6.3	NO		NO	bb
8	8	180724M1_9	Standard	5.000	6.63	3685.167	12010.104	3.835	5.2	4.5	NO		NO	bb
9	9	180724M1_10	Standard	5.000	6.63	3508.226	11200.983	3.915	5.3	6.7	NO		NO	bb
10	10	180724M1_11	Standard	5.000	6.62	3343.136	9422.365	4.435	6.0	20.9	NO		NO	bb

Dataset: F:\Projects\PFAS.PRO\Results\180724M1\180724M1-CRV.qld

Last Altered: Wednesday, July 25, 2018 08:26:55 Pacific Daylight Time
Printed: Wednesday, July 25, 2018 08:37:33 Pacific Daylight Time

Compound name: d7-N-MeFOSE
Response Factor: 0.0710966
RRF SD: 0.00641102, Relative SD: 9.01734
Response type: Internal Std (Ref 67), Area * (IS Conc. / IS Area)
Curve type: RF

	#	Name	Type	Std. Conc	RT	Area	IS Area	Response	Conc.	%Dev	Conc. Flag	CoD	CoD Flag	x=excluded
1	1	180724M1_2	Standard	150.000	6.28	11200.065	13575.590	10.313	145.1	-3.3	NO		NO	bb
2	2	180724M1_3	Standard	150.000	6.28	11409.117	12728.703	11.204	157.6	5.1	NO		NO	bb
3	3	180724M1_4	Standard	150.000	6.29	10191.410	13437.399	9.480	133.3	-11.1	NO		NO	bb
4	4	180724M1_5	Standard	150.000	6.29	10947.304	14618.041	9.361	131.7	-12.2	NO		NO	bb
5	5	180724M1_6	Standard	150.000	6.28	10407.614	13004.633	10.004	140.7	-6.2	NO		NO	bb
6	6	180724M1_7	Standard	150.000	6.28	12016.572	14392.594	10.436	146.8	-2.1	NO		NO	bb
7	7	180724M1_8	Standard	150.000	6.28	10676.945	12516.604	10.663	150.0	-0.0	NO		NO	bb
8	8	180724M1_9	Standard	150.000	6.28	10566.706	12010.104	10.998	154.7	3.1	NO		NO	bb
9	9	180724M1_10	Standard	150.000	6.28	10610.464	11200.983	11.841	166.5	11.0	NO		NO	bb
10	10	180724M1_11	Standard	150.000	6.27	9305.392	9422.365	12.345	173.6	15.8	NO		NO	bb

Compound name: d9-N-EtFOSE
Response Factor: 0.0724281
RRF SD: 0.00607051, Relative SD: 8.38144
Response type: Internal Std (Ref 67), Area * (IS Conc. / IS Area)
Curve type: RF

	#	Name	Type	Std. Conc	RT	Area	IS Area	Response	Conc.	%Dev	Conc. Flag	CoD	CoD Flag	x=excluded
1	1	180724M1_2	Standard	150.000	6.43	11245.517	13575.590	10.355	143.0	-4.7	NO		NO	bb
2	2	180724M1_3	Standard	150.000	6.43	10541.123	12728.703	10.352	142.9	-4.7	NO		NO	MM
3	3	180724M1_4	Standard	150.000	6.44	10638.956	13437.399	9.897	136.6	-8.9	NO		NO	bb
4	4	180724M1_5	Standard	150.000	6.44	11649.421	14618.041	9.962	137.5	-8.3	NO		NO	bb
5	5	180724M1_6	Standard	150.000	6.43	10957.249	13004.633	10.532	145.4	-3.1	NO		NO	bb
6	6	180724M1_7	Standard	150.000	6.43	11986.393	14392.594	10.410	143.7	-4.2	NO		NO	bb
7	7	180724M1_8	Standard	150.000	6.42	11517.297	12516.604	11.502	158.8	5.9	NO		NO	bb
8	8	180724M1_9	Standard	150.000	6.43	10506.230	12010.104	10.935	151.0	0.6	NO		NO	bb
9	9	180724M1_10	Standard	150.000	6.43	10923.698	11200.983	12.191	168.3	12.2	NO		NO	bb
10	10	180724M1_11	Standard	150.000	6.42	9428.324	9422.365	12.508	172.7	15.1	NO		NO	bb

Dataset: F:\Projects\PFAS.PRO\Results\180724M1\180724M1-CRV.qld

Last Altered: Wednesday, July 25, 2018 08:26:55 Pacific Daylight Time
Printed: Wednesday, July 25, 2018 08:37:33 Pacific Daylight Time

Compound name: 13C4-PFBA
Response Factor: 1
RRF SD: 3.70074e-017, Relative SD: 3.70074e-015
Response type: Internal Std (Ref 60), Area * (IS Conc. / IS Area)
Curve type: RF

	#	Name	Type	Std. Conc	RT	Area	IS Area	Response	Conc.	%Dev	Conc. Flag	CoD	CoD Flag	x=excluded
1	1	180724M1_2	Standard	12.500	1.55	5222.565	5222.565	12.500	12.5	0.0	NO		NO	bb
2	2	180724M1_3	Standard	12.500	1.55	5036.046	5036.046	12.500	12.5	0.0	NO		NO	bb
3	3	180724M1_4	Standard	12.500	1.54	5034.711	5034.711	12.500	12.5	0.0	NO		NO	bb
4	4	180724M1_5	Standard	12.500	1.56	5665.251	5665.251	12.500	12.5	0.0	NO		NO	bb
5	5	180724M1_6	Standard	12.500	1.56	4965.011	4965.011	12.500	12.5	0.0	NO		NO	bb
6	6	180724M1_7	Standard	12.500	1.53	5561.792	5561.792	12.500	12.5	0.0	NO		NO	bb
7	7	180724M1_8	Standard	12.500	1.52	4996.451	4996.451	12.500	12.5	0.0	NO		NO	bb
8	8	180724M1_9	Standard	12.500	1.53	4835.305	4835.305	12.500	12.5	0.0	NO		NO	bb
9	9	180724M1_10	Standard	12.500	1.53	4832.121	4832.121	12.500	12.5	0.0	NO		NO	bb
10	10	180724M1_11	Standard	12.500	1.53	4205.659	4205.659	12.500	12.5	0.0	NO		NO	bb

Compound name: 13C5-PFHxA
Response Factor: 1
RRF SD: 7.40149e-017, Relative SD: 7.40149e-015
Response type: Internal Std (Ref 61), Area * (IS Conc. / IS Area)
Curve type: RF

	#	Name	Type	Std. Conc	RT	Area	IS Area	Response	Conc.	%Dev	Conc. Flag	CoD	CoD Flag	x=excluded
1	1	180724M1_2	Standard	12.500	3.34	5817.626	5817.626	12.500	12.5	0.0	NO		NO	bb
2	2	180724M1_3	Standard	12.500	3.34	5673.899	5673.899	12.500	12.5	0.0	NO		NO	bb
3	3	180724M1_4	Standard	12.500	3.34	5707.103	5707.103	12.500	12.5	0.0	NO		NO	bb
4	4	180724M1_5	Standard	12.500	3.34	6021.739	6021.739	12.500	12.5	0.0	NO		NO	bb
5	5	180724M1_6	Standard	12.500	3.33	5412.120	5412.120	12.500	12.5	0.0	NO		NO	bb
6	6	180724M1_7	Standard	12.500	3.33	5938.465	5938.465	12.500	12.5	0.0	NO		NO	bb
7	7	180724M1_8	Standard	12.500	3.32	5398.972	5398.972	12.500	12.5	0.0	NO		NO	bb
8	8	180724M1_9	Standard	12.500	3.31	5066.991	5066.991	12.500	12.5	0.0	NO		NO	bb
9	9	180724M1_10	Standard	12.500	3.31	5193.109	5193.109	12.500	12.5	0.0	NO		NO	bb
10	10	180724M1_11	Standard	12.500	3.31	4497.097	4497.097	12.500	12.5	0.0	NO		NO	bb

Dataset: F:\Projects\PFAS.PRO\Results\180724M1\180724M1-CRV.qld

Last Altered: Wednesday, July 25, 2018 08:26:55 Pacific Daylight Time
Printed: Wednesday, July 25, 2018 08:37:33 Pacific Daylight Time

Compound name: 13C3-PFHxS
Response Factor: 1
RRF SD: 0, Relative SD: 0
Response type: Internal Std (Ref 62), Area * (IS Conc. / IS Area)
Curve type: RF

	#	Name	Type	Std. Conc	RT	Area	IS Area	Response	Conc.	%Dev	Conc. Flag	CoD	CoD Flag	x=excluded
1	1	180724M1_2	Standard	12.500	4.12	1377.438	1377.438	12.500	12.5	0.0	NO		NO	bb
2	2	180724M1_3	Standard	12.500	4.12	1378.832	1378.832	12.500	12.5	0.0	NO		NO	bb
3	3	180724M1_4	Standard	12.500	4.13	1375.739	1375.739	12.500	12.5	0.0	NO		NO	bb
4	4	180724M1_5	Standard	12.500	4.12	1589.496	1589.496	12.500	12.5	0.0	NO		NO	bb
5	5	180724M1_6	Standard	12.500	4.11	1372.495	1372.495	12.500	12.5	0.0	NO		NO	bb
6	6	180724M1_7	Standard	12.500	4.10	1556.242	1556.242	12.500	12.5	0.0	NO		NO	bb
7	7	180724M1_8	Standard	12.500	4.10	1304.580	1304.580	12.500	12.5	0.0	NO		NO	bb
8	8	180724M1_9	Standard	12.500	4.10	1249.862	1249.862	12.500	12.5	0.0	NO		NO	bb
9	9	180724M1_10	Standard	12.500	4.09	1245.098	1245.098	12.500	12.5	0.0	NO		NO	bb
10	10	180724M1_11	Standard	12.500	4.09	1065.407	1065.407	12.500	12.5	0.0	NO		NO	bb

Compound name: 13C8-PFOA
Response Factor: 1
RRF SD: 1.28198e-016, Relative SD: 1.28198e-014
Response type: Internal Std (Ref 63), Area * (IS Conc. / IS Area)
Curve type: RF

	#	Name	Type	Std. Conc	RT	Area	IS Area	Response	Conc.	%Dev	Conc. Flag	CoD	CoD Flag	x=excluded
1	1	180724M1_2	Standard	12.500	4.50	6775.993	6775.993	12.500	12.5	0.0	NO		NO	bb
2	2	180724M1_3	Standard	12.500	4.50	6433.996	6433.996	12.500	12.5	0.0	NO		NO	bb
3	3	180724M1_4	Standard	12.500	4.50	6749.073	6749.073	12.500	12.5	0.0	NO		NO	bb
4	4	180724M1_5	Standard	12.500	4.50	7345.604	7345.604	12.500	12.5	0.0	NO		NO	bb
5	5	180724M1_6	Standard	12.500	4.49	6656.839	6656.839	12.500	12.5	0.0	NO		NO	bb
6	6	180724M1_7	Standard	12.500	4.48	7194.488	7194.488	12.500	12.5	0.0	NO		NO	bb
7	7	180724M1_8	Standard	12.500	4.48	6284.282	6284.282	12.500	12.5	0.0	NO		NO	bb
8	8	180724M1_9	Standard	12.500	4.47	6230.916	6230.916	12.500	12.5	0.0	NO		NO	bb
9	9	180724M1_10	Standard	12.500	4.47	6137.832	6137.832	12.500	12.5	0.0	NO		NO	bb
10	10	180724M1_11	Standard	12.500	4.47	5329.960	5329.960	12.500	12.5	0.0	NO		NO	bb

Dataset: F:\Projects\PFAS.PRO\Results\180724M1\180724M1-CRV.qld

Last Altered: Wednesday, July 25, 2018 08:26:55 Pacific Daylight Time
Printed: Wednesday, July 25, 2018 08:37:33 Pacific Daylight Time

Compound name: 13C9-PFNA
Response Factor: 1
RRF SD: 6.40988e-017, Relative SD: 6.40988e-015
Response type: Internal Std (Ref 64), Area * (IS Conc. / IS Area)
Curve type: RF

	#	Name	Type	Std. Conc	RT	Area	IS Area	Response	Conc.	%Dev	Conc. Flag	CoD	CoD Flag	x=excluded
1	1	180724M1_2	Standard	12.500	4.94	7935.048	7935.048	12.500	12.5	0.0	NO		NO	bb
2	2	180724M1_3	Standard	12.500	4.93	8082.833	8082.833	12.500	12.5	0.0	NO		NO	bb
3	3	180724M1_4	Standard	12.500	4.94	8079.862	8079.862	12.500	12.5	0.0	NO		NO	bb
4	4	180724M1_5	Standard	12.500	4.93	8645.574	8645.574	12.500	12.5	0.0	NO		NO	bb
5	5	180724M1_6	Standard	12.500	4.93	7920.682	7920.682	12.500	12.5	0.0	NO		NO	bb
6	6	180724M1_7	Standard	12.500	4.92	8373.618	8373.618	12.500	12.5	0.0	NO		NO	bb
7	7	180724M1_8	Standard	12.500	4.92	7867.447	7867.447	12.500	12.5	0.0	NO		NO	bb
8	8	180724M1_9	Standard	12.500	4.91	6886.945	6886.945	12.500	12.5	0.0	NO		NO	bb
9	9	180724M1_10	Standard	12.500	4.91	6739.816	6739.816	12.500	12.5	0.0	NO		NO	bb
10	10	180724M1_11	Standard	12.500	4.90	6490.028	6490.028	12.500	12.5	0.0	NO		NO	bb

Compound name: 13C4-PFOS
Response Factor: 1
RRF SD: 7.40149e-017, Relative SD: 7.40149e-015
Response type: Internal Std (Ref 65), Area * (IS Conc. / IS Area)
Curve type: RF

	#	Name	Type	Std. Conc	RT	Area	IS Area	Response	Conc.	%Dev	Conc. Flag	CoD	CoD Flag	x=excluded
1	1	180724M1_2	Standard	12.500	5.02	1684.371	1684.371	12.500	12.5	0.0	NO		NO	bb
2	2	180724M1_3	Standard	12.500	5.01	1718.804	1718.804	12.500	12.5	0.0	NO		NO	bb
3	3	180724M1_4	Standard	12.500	5.02	1426.518	1426.518	12.500	12.5	0.0	NO		NO	bb
4	4	180724M1_5	Standard	12.500	5.01	1707.665	1707.665	12.500	12.5	0.0	NO		NO	bb
5	5	180724M1_6	Standard	12.500	5.00	1632.739	1632.739	12.500	12.5	0.0	NO		NO	bb
6	6	180724M1_7	Standard	12.500	4.99	1744.072	1744.072	12.500	12.5	0.0	NO		NO	bb
7	7	180724M1_8	Standard	12.500	4.99	1618.829	1618.829	12.500	12.5	0.0	NO		NO	bb
8	8	180724M1_9	Standard	12.500	4.99	1560.323	1560.323	12.500	12.5	0.0	NO		NO	bb
9	9	180724M1_10	Standard	12.500	4.99	1622.774	1622.774	12.500	12.5	0.0	NO		NO	bb
10	10	180724M1_11	Standard	12.500	4.98	1338.189	1338.189	12.500	12.5	0.0	NO		NO	bb

Dataset: F:\Projects\PFAS.PRO\Results\180724M1\180724M1-CRV.qld

Last Altered: Wednesday, July 25, 2018 08:26:55 Pacific Daylight Time
Printed: Wednesday, July 25, 2018 08:37:33 Pacific Daylight Time

Compound name: 13C6-PFDA
Response Factor: 1
RRF SD: 3.70074e-017, Relative SD: 3.70074e-015
Response type: Internal Std (Ref 66), Area * (IS Conc. / IS Area)
Curve type: RF

	#	Name	Type	Std. Conc	RT	Area	IS Area	Response	Conc.	%Dev	Conc. Flag	CoD	CoD Flag	x=excluded
1	1	180724M1_2	Standard	12.500	5.31	10018.501	10018.501	12.500	12.5	0.0	NO		NO	bb
2	2	180724M1_3	Standard	12.500	5.31	9875.274	9875.274	12.500	12.5	0.0	NO		NO	bb
3	3	180724M1_4	Standard	12.500	5.31	9492.583	9492.583	12.500	12.5	0.0	NO		NO	bb
4	4	180724M1_5	Standard	12.500	5.31	10352.588	10352.588	12.500	12.5	0.0	NO		NO	bb
5	5	180724M1_6	Standard	12.500	5.30	8223.427	8223.427	12.500	12.5	0.0	NO		NO	bb
6	6	180724M1_7	Standard	12.500	5.29	10479.998	10479.998	12.500	12.5	0.0	NO		NO	bb
7	7	180724M1_8	Standard	12.500	5.29	9546.514	9546.514	12.500	12.5	0.0	NO		NO	bb
8	8	180724M1_9	Standard	12.500	5.29	7686.907	7686.907	12.500	12.5	0.0	NO		NO	bb
9	9	180724M1_10	Standard	12.500	5.28	8609.511	8609.511	12.500	12.5	0.0	NO		NO	bb
10	10	180724M1_11	Standard	12.500	5.28	6582.879	6582.879	12.500	12.5	0.0	NO		NO	bb

Compound name: 13C7-PFUdA
Response Factor: 1
RRF SD: 3.70074e-017, Relative SD: 3.70074e-015
Response type: Internal Std (Ref 67), Area * (IS Conc. / IS Area)
Curve type: RF

	#	Name	Type	Std. Conc	RT	Area	IS Area	Response	Conc.	%Dev	Conc. Flag	CoD	CoD Flag	x=excluded
1	1	180724M1_2	Standard	12.500	5.63	13575.590	13575.590	12.500	12.5	0.0	NO		NO	bb
2	2	180724M1_3	Standard	12.500	5.63	12728.703	12728.703	12.500	12.5	0.0	NO		NO	bb
3	3	180724M1_4	Standard	12.500	5.64	13437.399	13437.399	12.500	12.5	0.0	NO		NO	bb
4	4	180724M1_5	Standard	12.500	5.63	14618.041	14618.041	12.500	12.5	0.0	NO		NO	bb
5	5	180724M1_6	Standard	12.500	5.62	13004.633	13004.633	12.500	12.5	0.0	NO		NO	bb
6	6	180724M1_7	Standard	12.500	5.61	14392.594	14392.594	12.500	12.5	0.0	NO		NO	bb
7	7	180724M1_8	Standard	12.500	5.61	12516.604	12516.604	12.500	12.5	0.0	NO		NO	bb
8	8	180724M1_9	Standard	12.500	5.61	12010.104	12010.104	12.500	12.5	0.0	NO		NO	bb
9	9	180724M1_10	Standard	12.500	5.60	11200.983	11200.983	12.500	12.5	0.0	NO		NO	bb
10	10	180724M1_11	Standard	12.500	5.60	9422.365	9422.365	12.500	12.5	0.0	NO		NO	bb

Vista Analytical Laboratory

Dataset: F:\Projects\PFAS.PRO\Results\180724M1\180724M1-CRV.qld

Last Altered: Wednesday, July 25, 2018 09:45:29 Pacific Daylight Time
Printed: Wednesday, July 25, 2018 09:48:35 Pacific Daylight Time

Method: F:\Projects\PFAS.PRO\MethDB\PFAS_FULL_80C_072418.mdb 24 Jul 2018 10:48:59
Calibration: F:\Projects\PFAS.PRO\CurveDB\C18_VAL-PFAS_Q4_07-24-18.cdb 25 Jul 2018 09:45:29

Name: 180724M1_2, Date: 24-Jul-2018, Time: 21:19:44, ID: ST180724M1-1 PFC CS-2 18G1910, Description: PFC CS-2 18G1910

	#	Name	IS#	CoD	CoD Flag	%RSD
1	1	PFBA	36	0.9997	NO	
2	2	PFPeA	37	0.9998	NO	
3	3	PFBS	38	0.9991	NO	
4	4	4:2 FTS	39	0.9988	NO	
5	5	PFHxA	40	0.9997	NO	
6	6	PFPeS	38	0.9981	NO	
7	7	PFHpA	41	0.9994	NO	
8	8	L-PFHxS	42	0.9974	NO	
9	10	6:2 FTS	43	0.9979	NO	
10	11	L-PFOA	44	0.9999	NO	
11	13	PFHpS	47	0.9982	NO	
12	14	PFNA	45	0.9999	NO	
13	15	PFOSA	46	0.9987	NO	
14	16	L-PFOS	47	0.9993	NO	
15	18	PFDA	48	0.9996	NO	
16	19	8:2 FTS	49	0.9914	NO	
17	20	PFNS	49	0.9985	NO	
18	21	L-MeFOSAA	50	0.9989	NO	
19	23	L-EtFOSAA	51	0.9988	NO	

Vista Analytical Laboratory

Dataset: F:\Projects\PFAS.PRO\Results\180724M1\180724M1-CRV.qld

Last Altered: Wednesday, July 25, 2018 08:26:55 Pacific Daylight Time
Printed: Wednesday, July 25, 2018 08:43:30 Pacific Daylight Time

Method: F:\Projects\PFAS.PRO\MethDB\PFAS_FULL_80C_072418.mdb 25 Jul 2018 08:26:53
Calibration: F:\Projects\PFAS.PRO\CurveDB\C18_VAL-PFAS_Q4_07-24-18.cdb 25 Jul 2018 08:25:55

Name: 180724M1_2, Date: 24-Jul-2018, Time: 21:19:44, ID: ST180724M1-1 PFC CS-2 18G1910, Description: PFC CS-2 18G1910

	#	Name	IS#	CoD	CoD Flag	%RSD
1	25	PFUdA	52	0.9996	NO	
2	26	PFDS	52	0.9995	NO	
3	27	PFDoA	53	0.9998	NO	
4	28	N-MeFOSA	54	0.9990	NO	
5	29	PFTrDA	53	0.9991	NO	
6	30	PFTeDA	55	0.9971	NO	
7	31	N-EtFOSA	56	0.9993	NO	
8	32	PFHxDA	57	0.9995	NO	
9	33	PFODA	57	0.9995	NO	
10	34	N-MeFOSE	58	0.9999	NO	
11	35	N-EtFOSE	59	0.9988	NO	
12	36	13C3-PFBA	60		NO	2.010
13	37	13C3-PFPeA	61		NO	1.896
14	38	13C3-PFBS	61		NO	6.773
15	39	13C2-4:2 FTS	61		NO	16.538
16	40	13C2-PFHxA	61		NO	4.899
17	41	13C4-PFHpA	61		NO	3.287
18	42	18O2-PFHxS	62		NO	5.521
19	43	13C2-6:2 FTS	63		NO	15.494
20	44	13C2-PFOA	63		NO	2.982
21	45	13C5-PFNA	64		NO	4.680
22	46	13C8-PFOSA	67		NO	4.613
23	47	13C8-PFOS	65		NO	5.099
24	48	13C2-PFDA	66		NO	8.521
25	49	13C2-8:2 FTS	61		NO	16.513
26	50	d3-N-MeFOSAA	67		NO	9.454
27	51	d5-N-EtFOSAA	67		NO	9.037
28	52	13C2-PFUdA	67		NO	3.778
29	53	13C2-PFDoA	66		NO	9.044
30	54	d3-N-MeFOSA	67		NO	5.124
31	55	13C2-PFTeDA	67		NO	9.954

Dataset: F:\Projects\PFAS.PRO\Results\180724M1\180724M1-CRV.qld

Last Altered: Wednesday, July 25, 2018 08:26:55 Pacific Daylight Time
Printed: Wednesday, July 25, 2018 08:43:30 Pacific Daylight Time

Name: 180724M1_2, Date: 24-Jul-2018, Time: 21:19:44, ID: ST180724M1-1 PFC CS-2 18G1910, Description: PFC CS-2 18G1910

	#	Name	IS#	CoD	CoD Flag	%RSD
32	56	d5-N-ETFOSA	67		NO	1.300
33	57	13C2-PFHxDA	67		NO	9.989
34	58	d7-N-MeFOSE	67		NO	9.017
35	59	d9-N-EtFOSE	67		NO	8.381
36	60	13C4-PFBA	60		NO	0.000
37	61	13C5-PFHxA	61		NO	0.000
38	62	13C3-PFHxS	62		NO	0.000
39	63	13C8-PFOA	63		NO	0.000
40	64	13C9-PFNA	64		NO	0.000
41	65	13C4-PFOS	65		NO	0.000
42	66	13C6-PFDA	66		NO	0.000
43	67	13C7-PFUdA	67		NO	0.000

Vista Analytical Laboratory

Dataset: F:\Projects\PFAS.PRO\Results\180724M1\180724M1-CRV.qld

Last Altered: Wednesday, July 25, 2018 08:26:55 Pacific Daylight Time
Printed: Wednesday, July 25, 2018 08:44:09 Pacific Daylight Time

Method: F:\Projects\PFAS.PRO\MethDB\PFAS_FULL_80C_072418.mdb 25 Jul 2018 08:26:53
Calibration: F:\Projects\PFAS.PRO\CurveDB\C18_VAL-PFAS_Q4_07-24-18.cdb 25 Jul 2018 08:25:55

Name: 180724M1_7, Date: 24-Jul-2018, Time: 22:12:04, ID: ST180724M1-6 PFC CS3 18G1915, Description: PFC CS3 18G1915

	Name	Ion Ratio	Ratio out?
1	PFBA		
2	PFPeA		
3	PFBS	2.891	NO
4	4:2 FTS	2.022	NO
5	PFHxA	293.569	NO
6	PFPeS	1.532	NO
7	PFHpA	16.215	NO
8	L-PFHxS	1.742	NO
9	6:2 FTS	3.331	NO
10	L-PFOA	4.032	NO
11	PFHpS	1.865	NO
12	PFNA	4.000	NO
13	PFOSA	38.293	NO
14	L-PFOS	1.679	NO
15	PFDA	5.021	NO
16	8:2 FTS	2.668	NO
17	PFNS	1.788	NO
18	L-MeFOSAA	13.771	NO
19	L-EtFOSAA	24.232	NO

Vista Analytical Laboratory

Dataset: F:\Projects\PFAS.PRO\Results\180724M1\180724M1-CRV.qld

Last Altered: Wednesday, July 25, 2018 08:26:55 Pacific Daylight Time
Printed: Wednesday, July 25, 2018 08:44:14 Pacific Daylight Time

Method: F:\Projects\PFAS.PRO\MethDB\PFAS_FULL_80C_072418.mdb 25 Jul 2018 08:26:53
Calibration: F:\Projects\PFAS.PRO\CurveDB\C18_VAL-PFAS_Q4_07-24-18.cdb 25 Jul 2018 08:25:55

Name: 180724M1_7, Date: 24-Jul-2018, Time: 22:12:04, ID: ST180724M1-6 PFC CS3 18G1915, Description: PFC CS3 18G1915

	Name	Ion Ratio	Ratio out?
1	PFUdA	13.093	NO
2	PFDS	1.799	NO
3	PFDoA	9.062	NO
4	N-MeFOSA	1.387	NO
5	PFTrDA	28.523	NO
6	PFTeDA	12.205	NO
7	N-EtFOSA	1.365	NO
8	PFHxDA	29.124	NO
9	PFODA		
10	N-MeFOSE		
11	N-EtFOSE		

Vista Analytical Laboratory

Dataset: Untitled

Last Altered: Wednesday, July 25, 2018 08:44:46 Pacific Daylight Time
Printed: Wednesday, July 25, 2018 08:44:56 Pacific Daylight Time

Method: F:\Projects\PFAS.PRO\MethDB\PFAS_FULL_80C_072418.mdb 25 Jul 2018 08:26:53
Calibration: F:\Projects\PFAS.PRO\CurveDB\C18_VAL-PFAS_Q4_07-24-18.cdb 25 Jul 2018 08:25:55

Compound name: PFBA

	#	Name	ID	Acq.Date	Acq.Time
1	1	180724M1_1	IPA	24-Jul-18	21:09:15
2	2	180724M1_2	ST180724M1-1 PFC CS-2 18G1910	24-Jul-18	21:19:44
3	3	180724M1_3	ST180724M1-2 PFC CS-1 18G1911	24-Jul-18	21:30:08
4	4	180724M1_4	ST180724M1-3 PFC CS0 18G1912	24-Jul-18	21:40:38
5	5	180724M1_5	ST180724M1-4 PFC CS1 18G1913	24-Jul-18	21:51:09
6	6	180724M1_6	ST180724M1-5 PFC CS2 18G1914	24-Jul-18	22:01:34
7	7	180724M1_7	ST180724M1-6 PFC CS3 18G1915	24-Jul-18	22:12:04
8	8	180724M1_8	ST180724M1-7 PFC CS4 18G1916	24-Jul-18	22:22:29
9	9	180724M1_9	ST180724M1-8 PFC CS5 18G1917	24-Jul-18	22:32:59
10	10	180724M1_10	ST180724M1-9 PFC CS6 18G1918	24-Jul-18	22:43:24
11	11	180724M1_11	ST180724M1-10 PFC CS7 18G1919	24-Jul-18	22:53:54
12	12	180724M1_12	IPA	24-Jul-18	23:04:20
13	13	180724M1_13	ICV180724M1-1 PFC 537 ICV 18G1920	24-Jul-18	23:14:50
14	14	180724M1_14	IPA	24-Jul-18	23:25:14

Vista Analytical Laboratory Q1

Dataset: F:\Projects\PFAS.PRO\Results\180724M1\180724M1-CRV.qld

Last Altered: Wednesday, July 25, 2018 08:26:55 Pacific Daylight Time
Printed: Wednesday, July 25, 2018 08:35:11 Pacific Daylight Time

Method: F:\Projects\PFAS.PRO\MethDB\PFAS_FULL_80C_072418.mdb 25 Jul 2018 08:26:53
Calibration: F:\Projects\PFAS.PRO\CurveDB\C18_VAL-PFAS_Q4_07-24-18.cdb 25 Jul 2018 08:25:55

Compound name: PFBA
Correlation coefficient: r = 0.999873, r^2 = 0.999745
Calibration curve: 1.12876 * x + 0.0132
Response type: Internal Std (Ref 36), Area * (IS Conc. / IS Area)
Curve type: Linear, Origin: Include, Weighting: 1/x, Axis trans: None

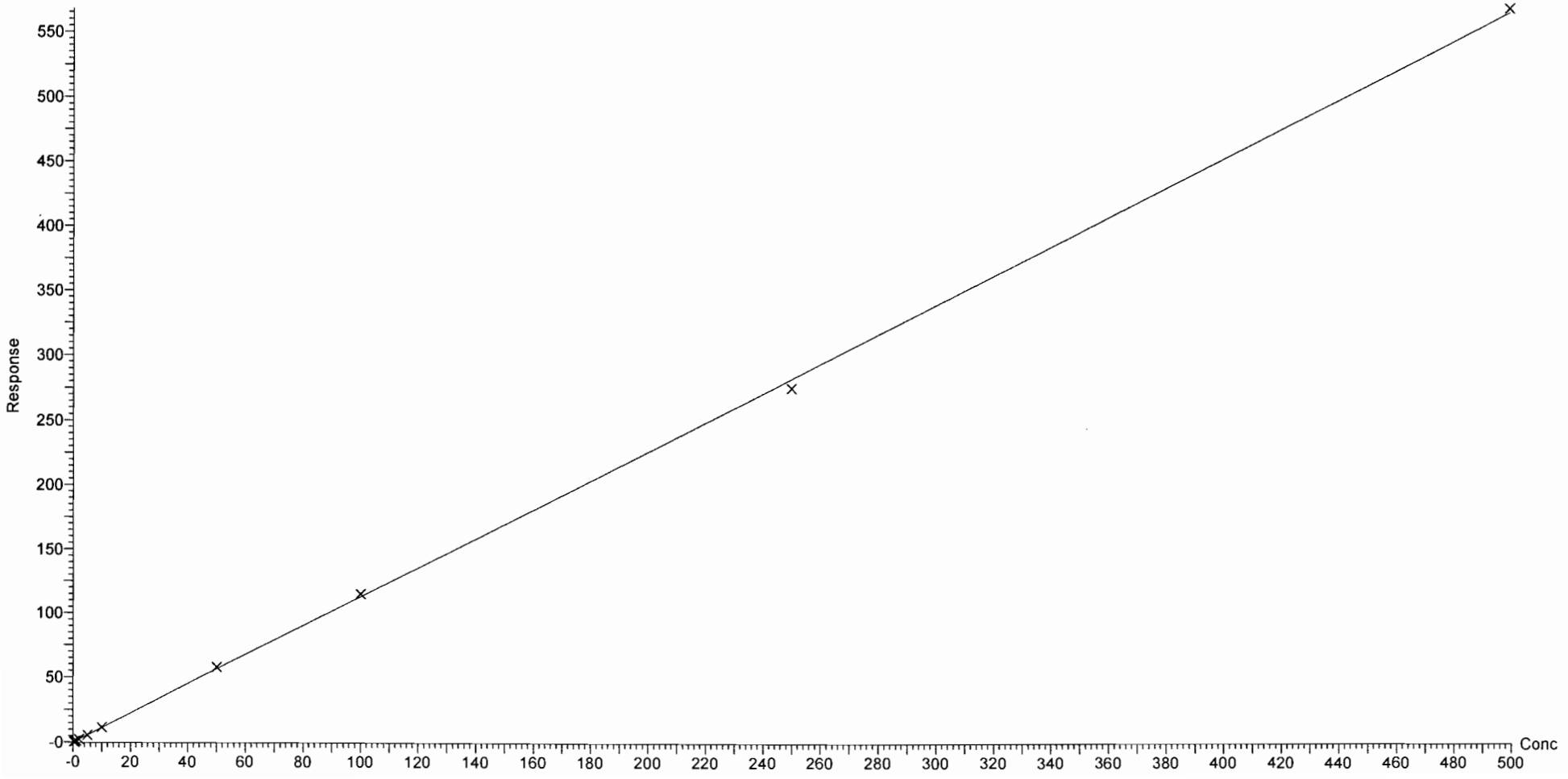

Vista Analytical Laboratory Q1

Dataset: F:\Projects\PFAS.PRO\Results\180724M1\180724M1-CRV.qld

Last Altered: Wednesday, July 25, 2018 08:26:55 Pacific Daylight Time
Printed: Wednesday, July 25, 2018 08:35:11 Pacific Daylight Time

Compound name: PFPeA
Coefficient of Determination: R^2 = 0.999807
Calibration curve: -6.10026e-005 * x^2 + 0.97631 * x + -0.00359496
Response type: Internal Std (Ref 37), Area * (IS Conc. / IS Area)
Curve type: 2nd Order, Origin: Exclude, Weighting: 1/x, Axis trans: None

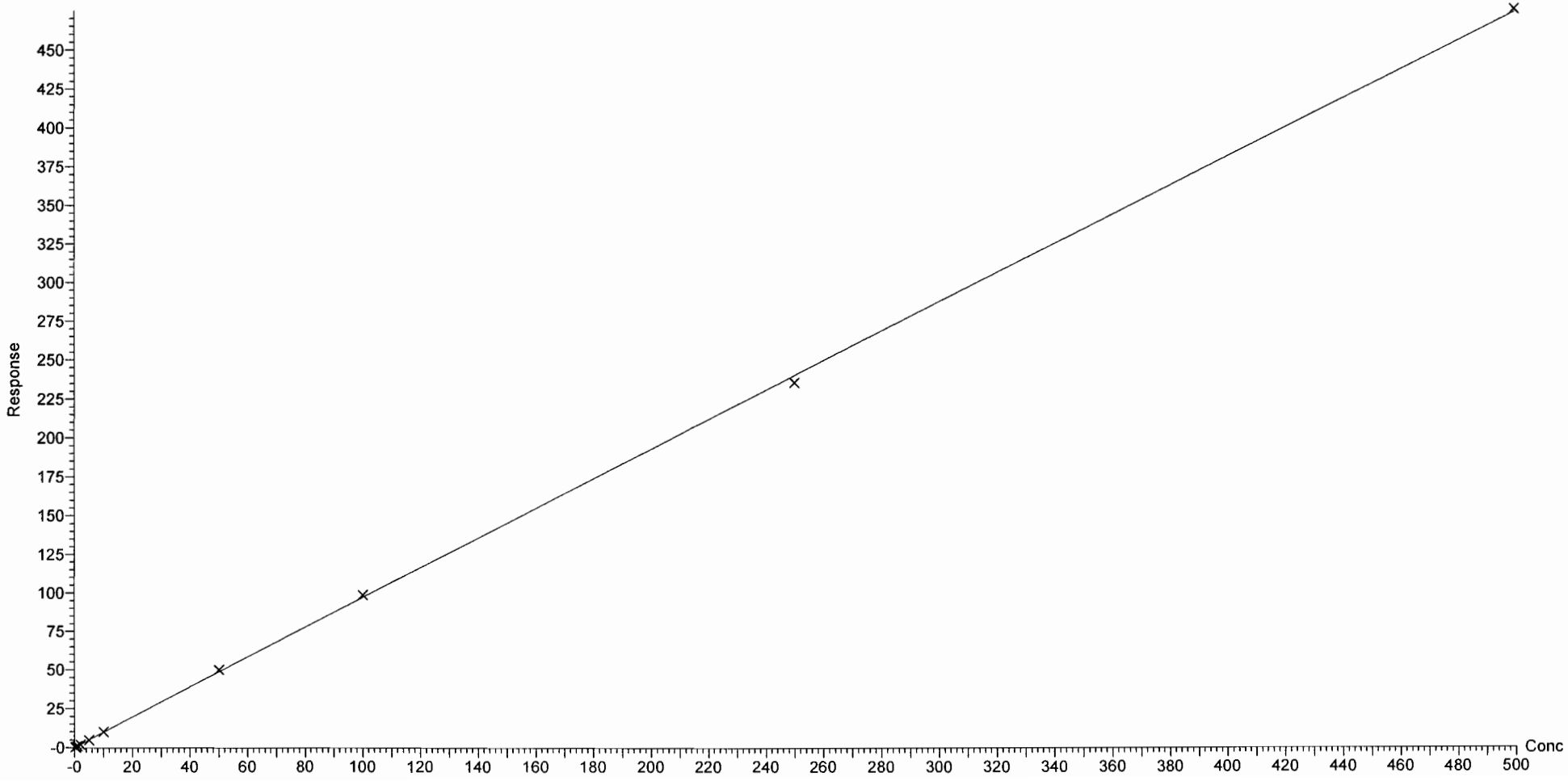

Dataset: F:\Projects\PFAS.PRO\Results\180724M1\180724M1-CRV.qld

Last Altered: Wednesday, July 25, 2018 08:26:55 Pacific Daylight Time
Printed: Wednesday, July 25, 2018 08:35:11 Pacific Daylight Time

Compound name: PFBS
Coefficient of Determination: R^2 = 0.999067
Calibration curve: -0.000456519 * x^2 + 2.11178 * x + -0.219673
Response type: Internal Std (Ref 38), Area * (IS Conc. / IS Area)
Curve type: 2nd Order, Origin: Exclude, Weighting: 1/x, Axis trans: None

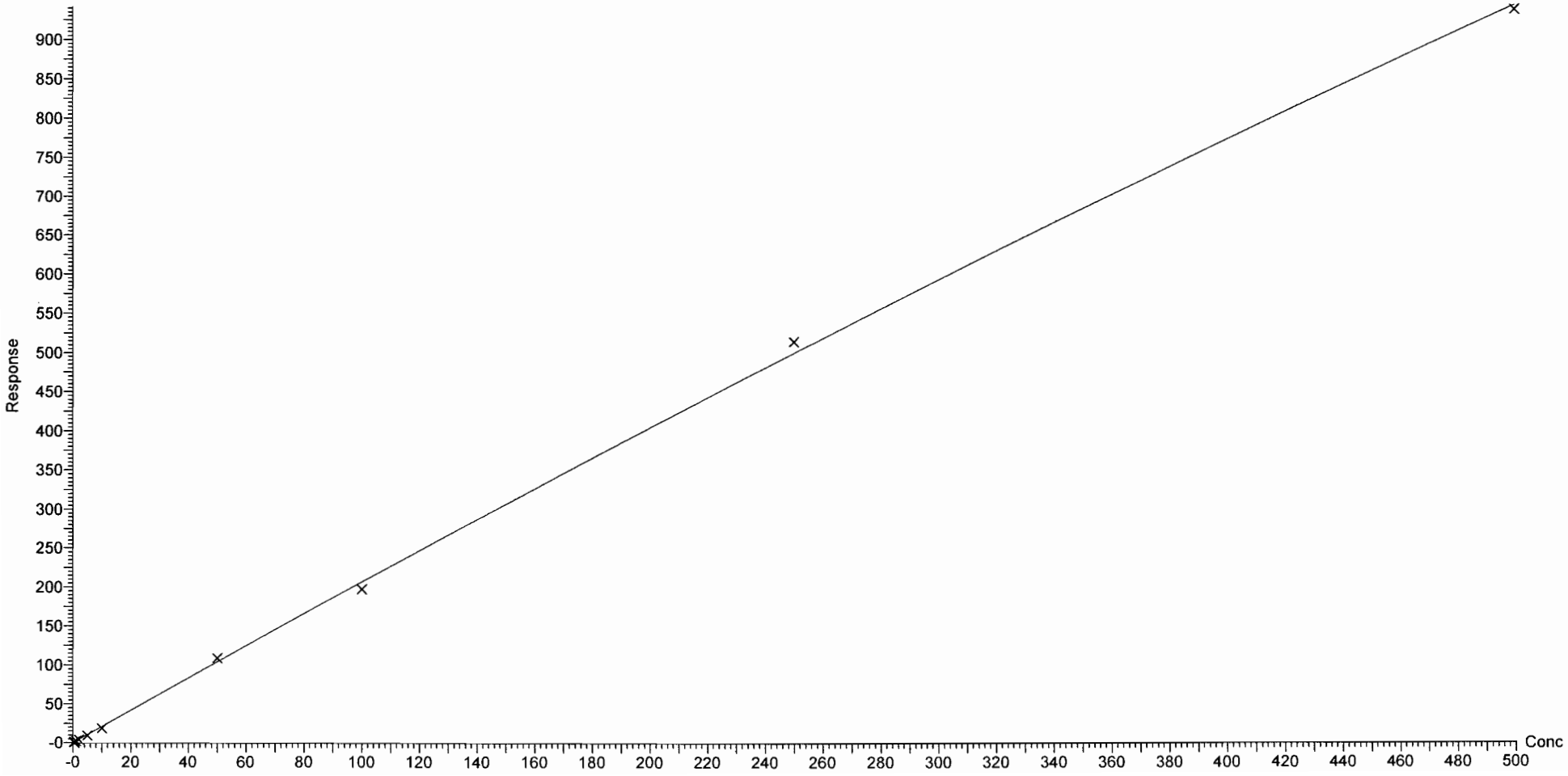

Vista Analytical Laboratory Q1

Dataset: F:\Projects\PFAS.PRO\Results\180724M1\180724M1-CRV.qld

Last Altered: Wednesday, July 25, 2018 08:26:55 Pacific Daylight Time
Printed: Wednesday, July 25, 2018 08:35:11 Pacific Daylight Time

Compound name: 4:2 FTS
Coefficient of Determination: R^2 = 0.998832
Calibration curve: -0.0031907 * x^2 + 1.07361 * x + -0.0648396
Response type: Internal Std (Ref 39), Area * (IS Conc. / IS Area)
Curve type: 2nd Order, Origin: Exclude, Weighting: 1/x, Axis trans: None

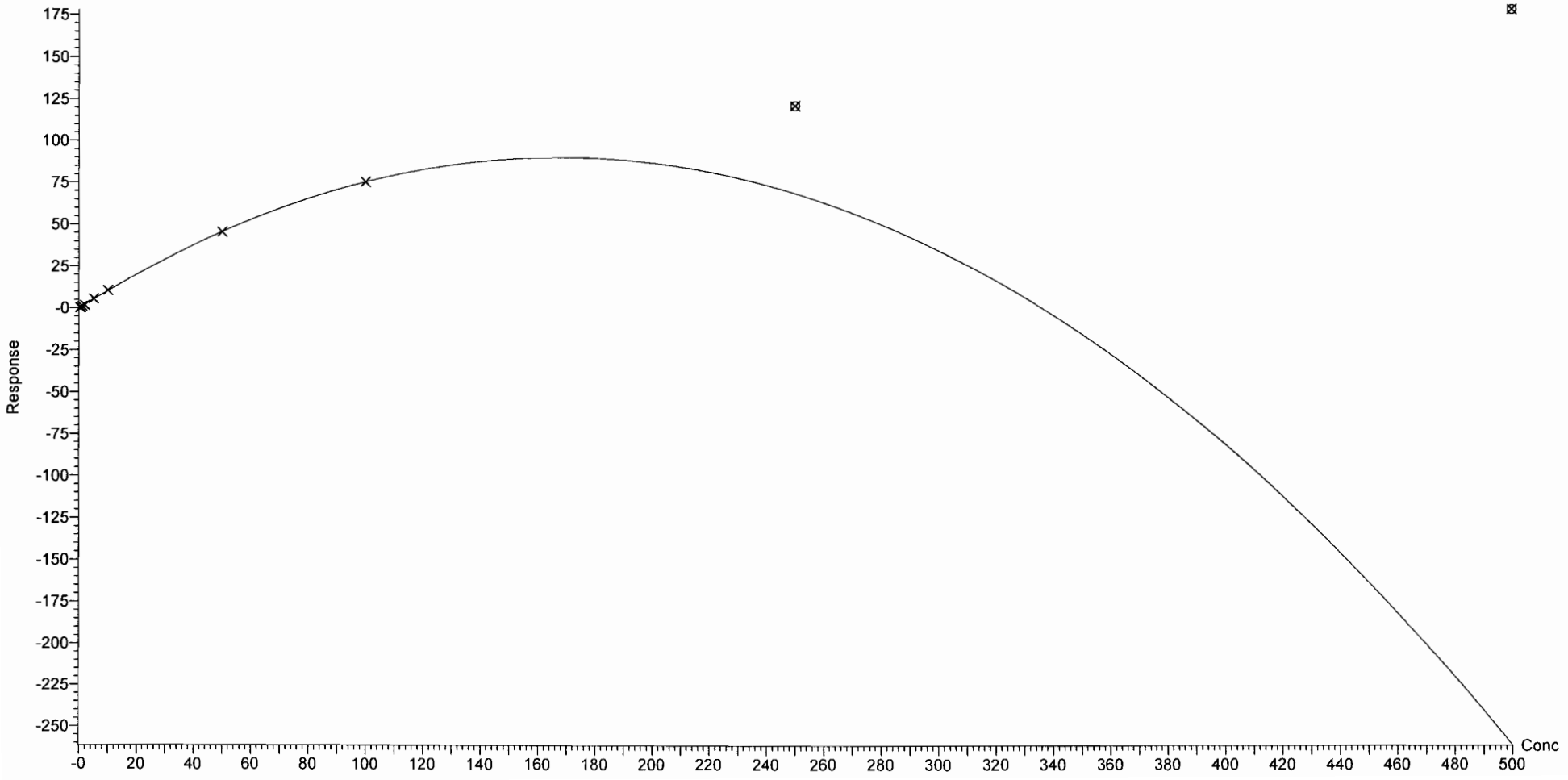

Dataset: F:\Projects\PFAS.PRO\Results\180724M1\180724M1-CRV.qld

Last Altered: Wednesday, July 25, 2018 08:26:55 Pacific Daylight Time
Printed: Wednesday, July 25, 2018 08:35:11 Pacific Daylight Time

Compound name: PFHxA
Coefficient of Determination: R^2 = 0.999668
Calibration curve: -0.000572266 * x^2 + 1.82704 * x + -0.0360389
Response type: Internal Std (Ref 40), Area * (IS Conc. / IS Area)
Curve type: 2nd Order, Origin: Include, Weighting: 1/x, Axis trans: None

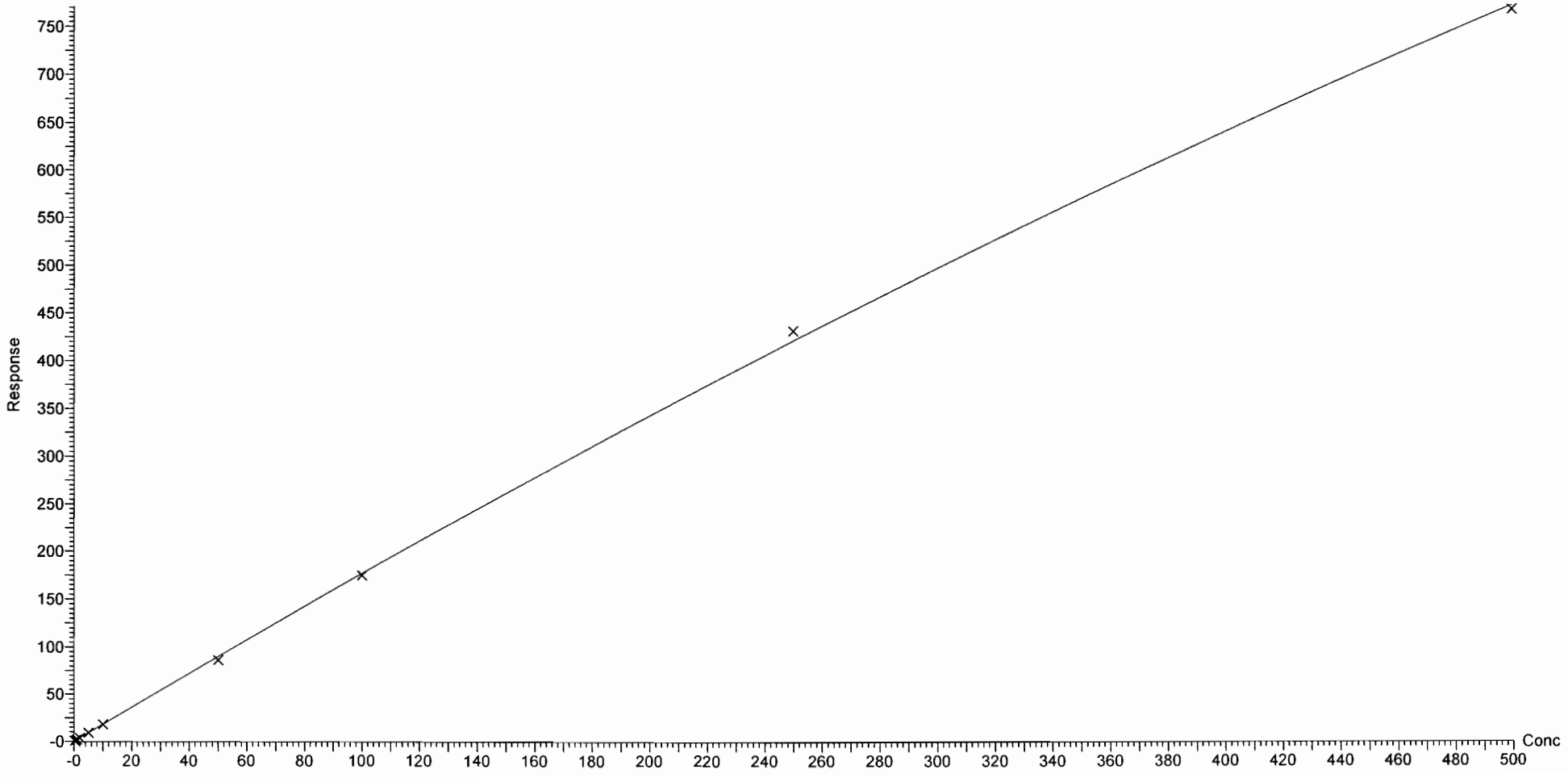

Dataset: F:\Projects\PFAS.PRO\Results\180724M1\180724M1-CRV.qld

Last Altered: Wednesday, July 25, 2018 08:26:55 Pacific Daylight Time
Printed: Wednesday, July 25, 2018 08:35:11 Pacific Daylight Time

Compound name: PFPeS
Coefficient of Determination: R^2 = 0.998147
Calibration curve: -0.000478557 * x^2 + 1.81958 * x + -0.214812
Response type: Internal Std (Ref 38), Area * (IS Conc. / IS Area)
Curve type: 2nd Order, Origin: Exclude, Weighting: 1/x, Axis trans: None

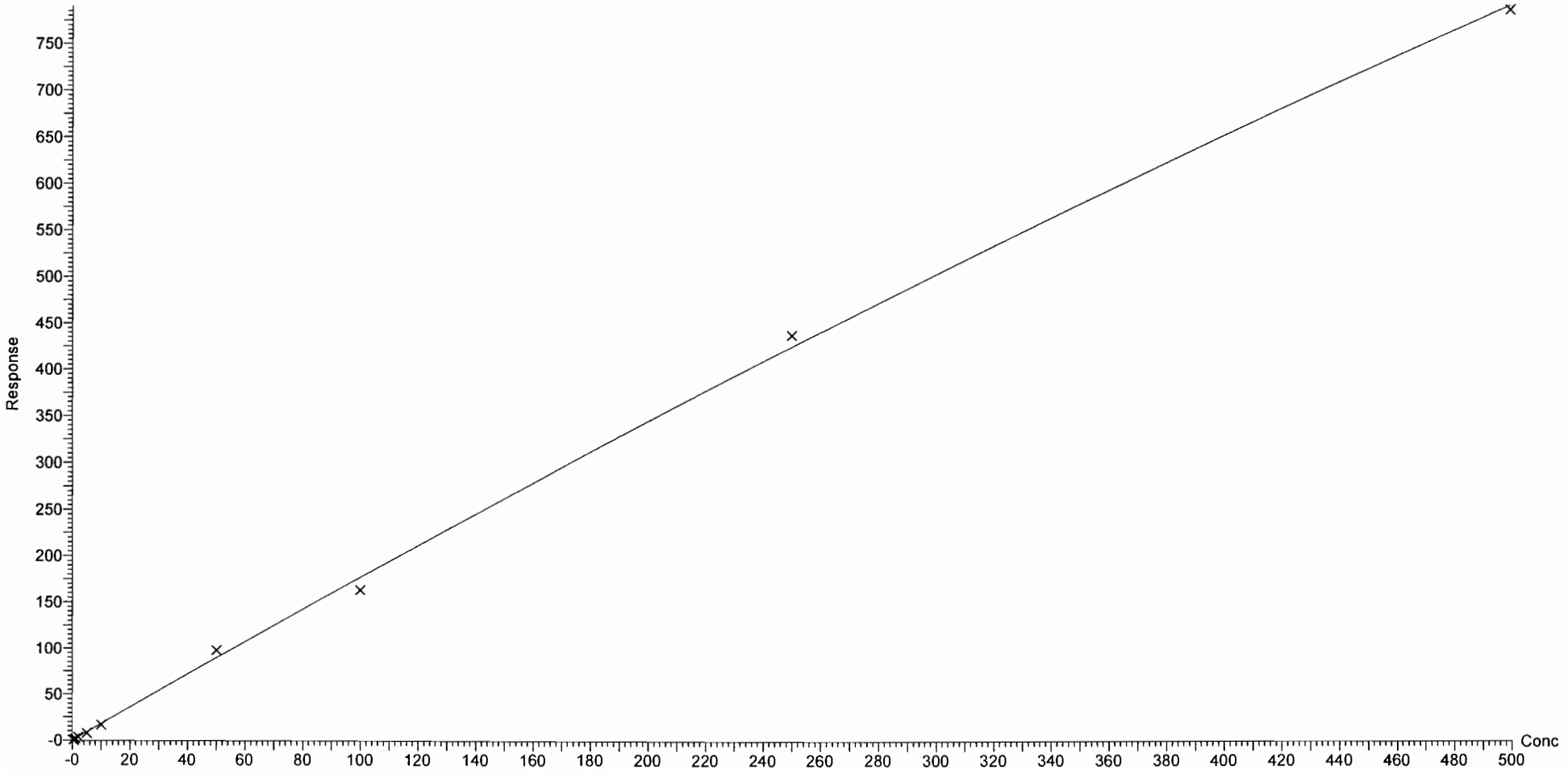

Dataset: F:\Projects\PFAS.PRO\Results\180724M1\180724M1-CRV.qld

Last Altered: Wednesday, July 25, 2018 08:26:55 Pacific Daylight Time
Printed: Wednesday, July 25, 2018 08:35:11 Pacific Daylight Time

Compound name: PFHpA
Coefficient of Determination: R^2 = 0.999419
Calibration curve: -0.000282879 * x^2 + 1.16522 * x + -0.0385834
Response type: Internal Std (Ref 41), Area * (IS Conc. / IS Area)
Curve type: 2nd Order, Origin: Exclude, Weighting: 1/x, Axis trans: None

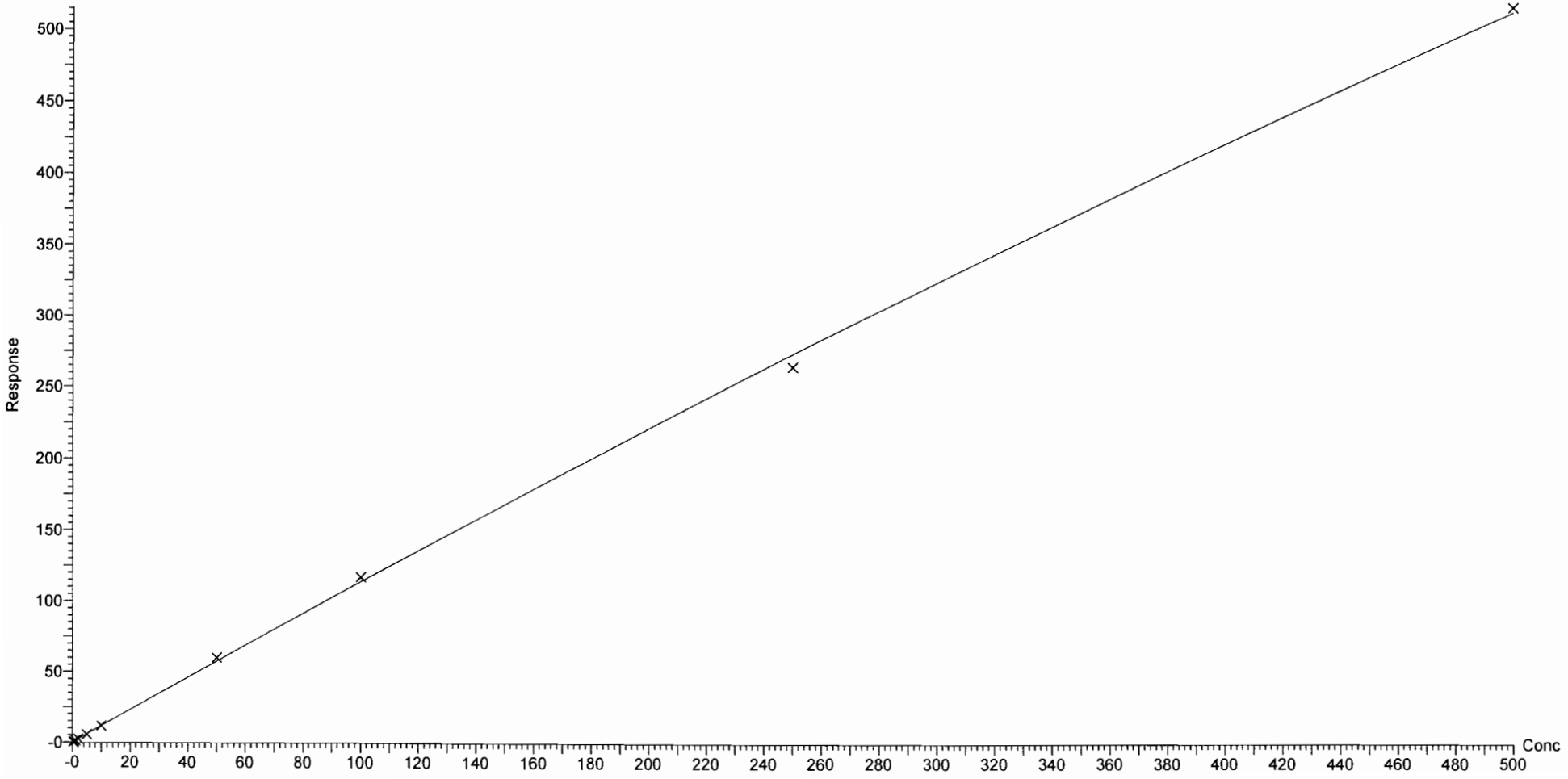

Dataset: F:\Projects\PFAS.PRO\Results\180724M1\180724M1-CRV.qld

Last Altered: Wednesday, July 25, 2018 08:26:55 Pacific Daylight Time
Printed: Wednesday, July 25, 2018 08:35:11 Pacific Daylight Time

Compound name: L-PFHxS
Coefficient of Determination: R^2 = 0.997430
Calibration curve: 0.000163153 * x^2 + 1.64935 * x + 0.00671754
Response type: Internal Std (Ref 42), Area * (IS Conc. / IS Area)
Curve type: 2nd Order, Origin: Include, Weighting: 1/x, Axis trans: None

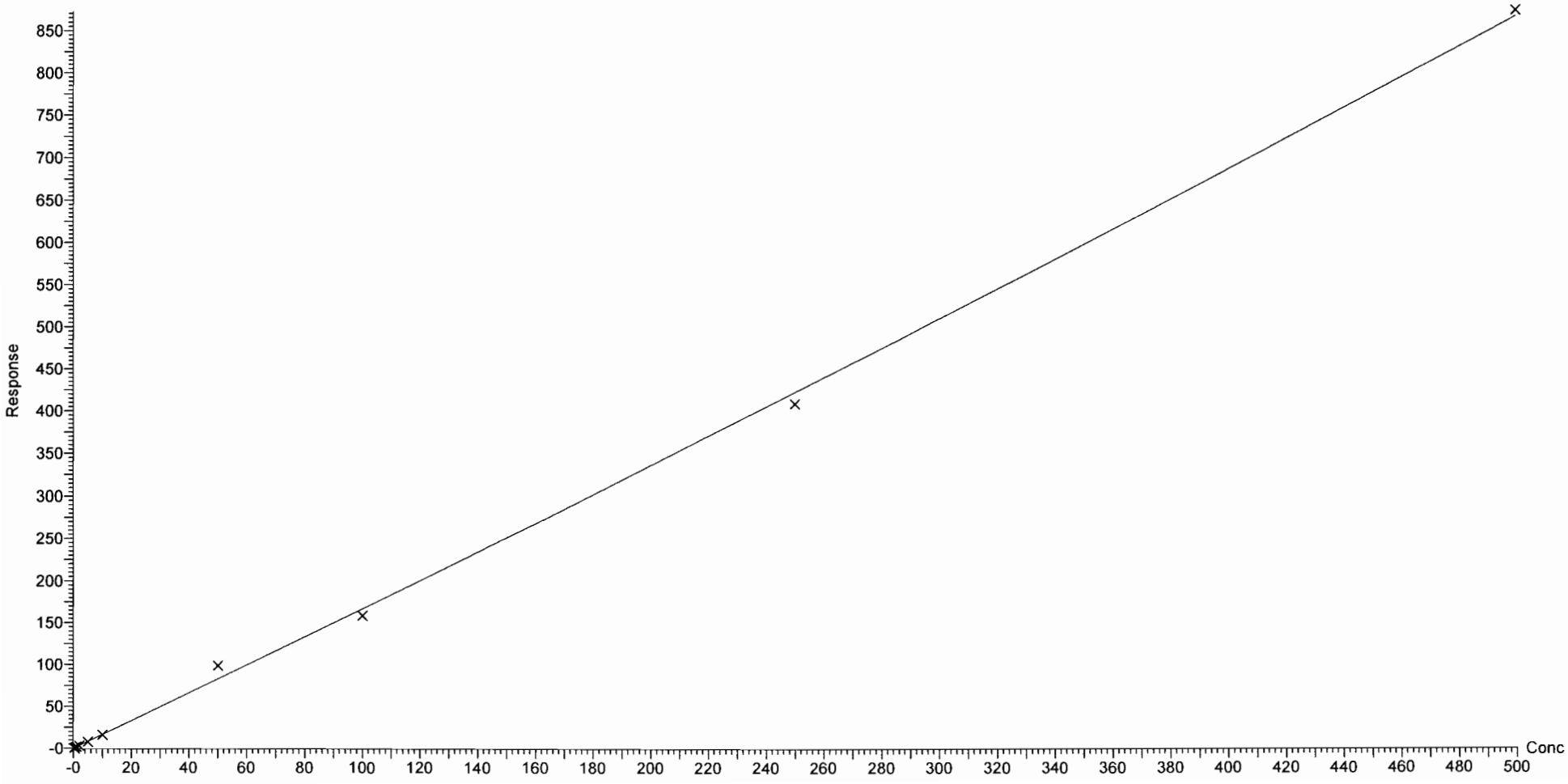

Dataset: F:\Projects\PFAS.PRO\Results\180724M1\180724M1-CRV.qld

Last Altered: Wednesday, July 25, 2018 08:26:55 Pacific Daylight Time
Printed: Wednesday, July 25, 2018 08:35:11 Pacific Daylight Time

Compound name: 6:2 FTS
Coefficient of Determination: R^2 = 0.997939
Calibration curve: -0.00725842 * x^2 + 1.27788 * x + -0.205747
Response type: Internal Std (Ref 43), Area * (IS Conc. / IS Area)
Curve type: 2nd Order, Origin: Exclude, Weighting: 1/x, Axis trans: None

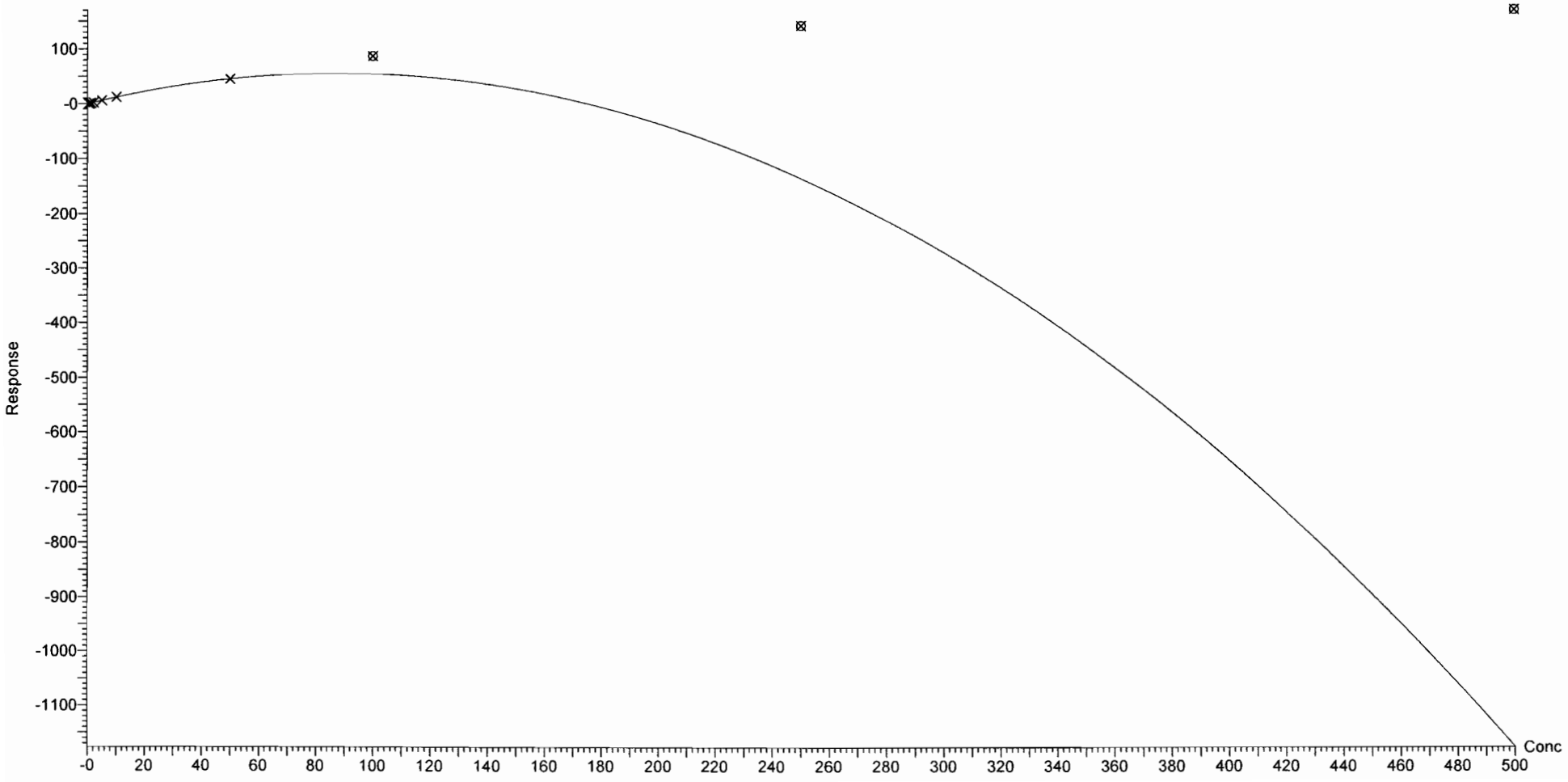

Dataset: F:\Projects\PFAS.PRO\Results\180724M1\180724M1-CRV.qld

Last Altered: Wednesday, July 25, 2018 08:26:55 Pacific Daylight Time
Printed: Wednesday, July 25, 2018 08:35:11 Pacific Daylight Time

Compound name: L-PFOA
Coefficient of Determination: R^2 = 0.999924
Calibration curve: -8.17309e-005 * x^2 + 1.00368 * x + 0.0966246
Response type: Internal Std (Ref 44), Area * (IS Conc. / IS Area)
Curve type: 2nd Order, Origin: Exclude, Weighting: 1/x, Axis trans: None

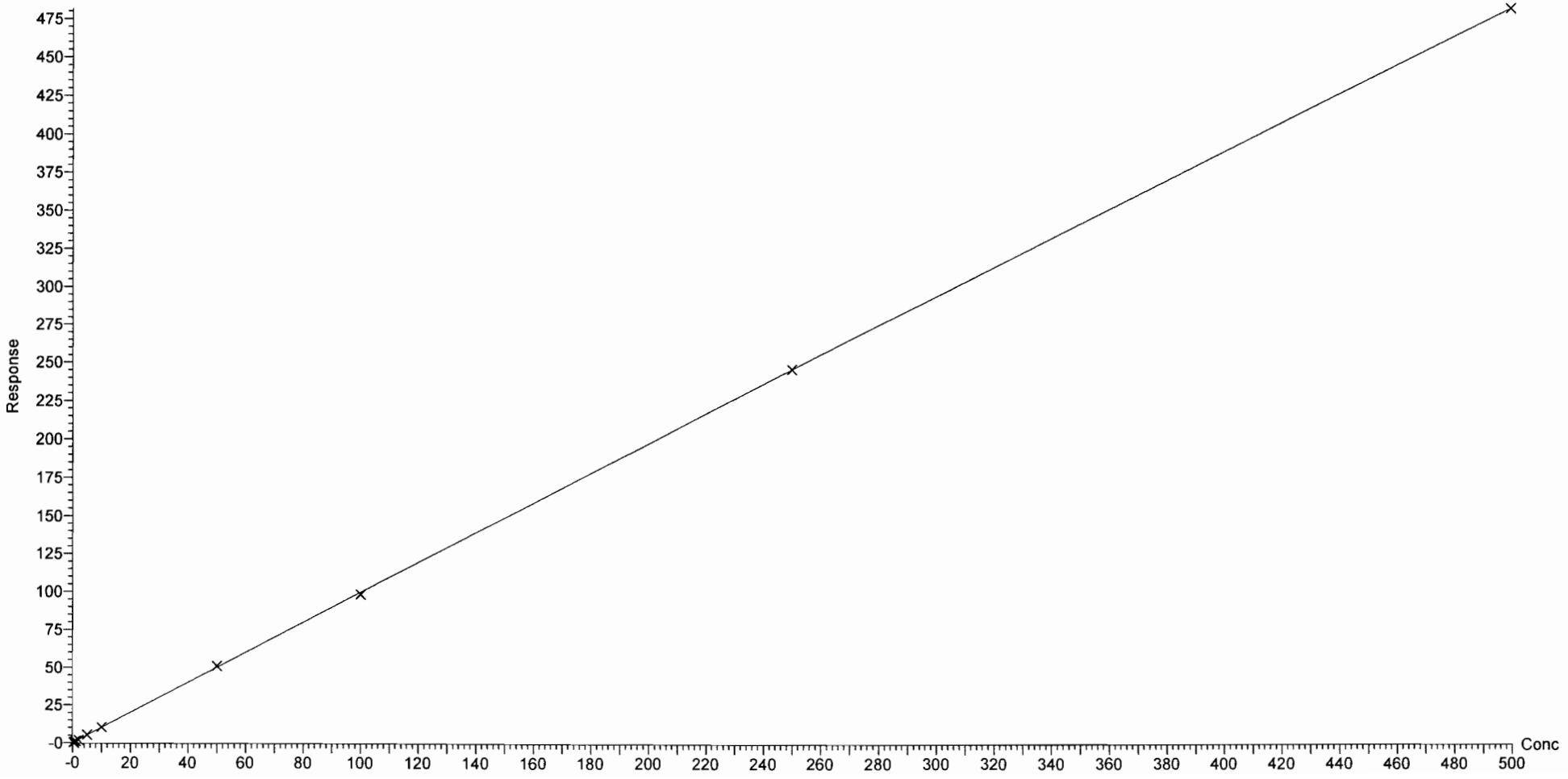

Dataset: F:\Projects\PFAS.PRO\Results\180724M1\180724M1-CRV.qld

Last Altered: Wednesday, July 25, 2018 08:26:55 Pacific Daylight Time
Printed: Wednesday, July 25, 2018 08:35:11 Pacific Daylight Time

Compound name: PFHpS
Coefficient of Determination: R^2 = 0.998161
Calibration curve: 0.000112408 * x^2 + 0.833995 * x + 0.0101652
Response type: Internal Std (Ref 47), Area * (IS Conc. / IS Area)
Curve type: 2nd Order, Origin: Exclude, Weighting: 1/x, Axis trans: None

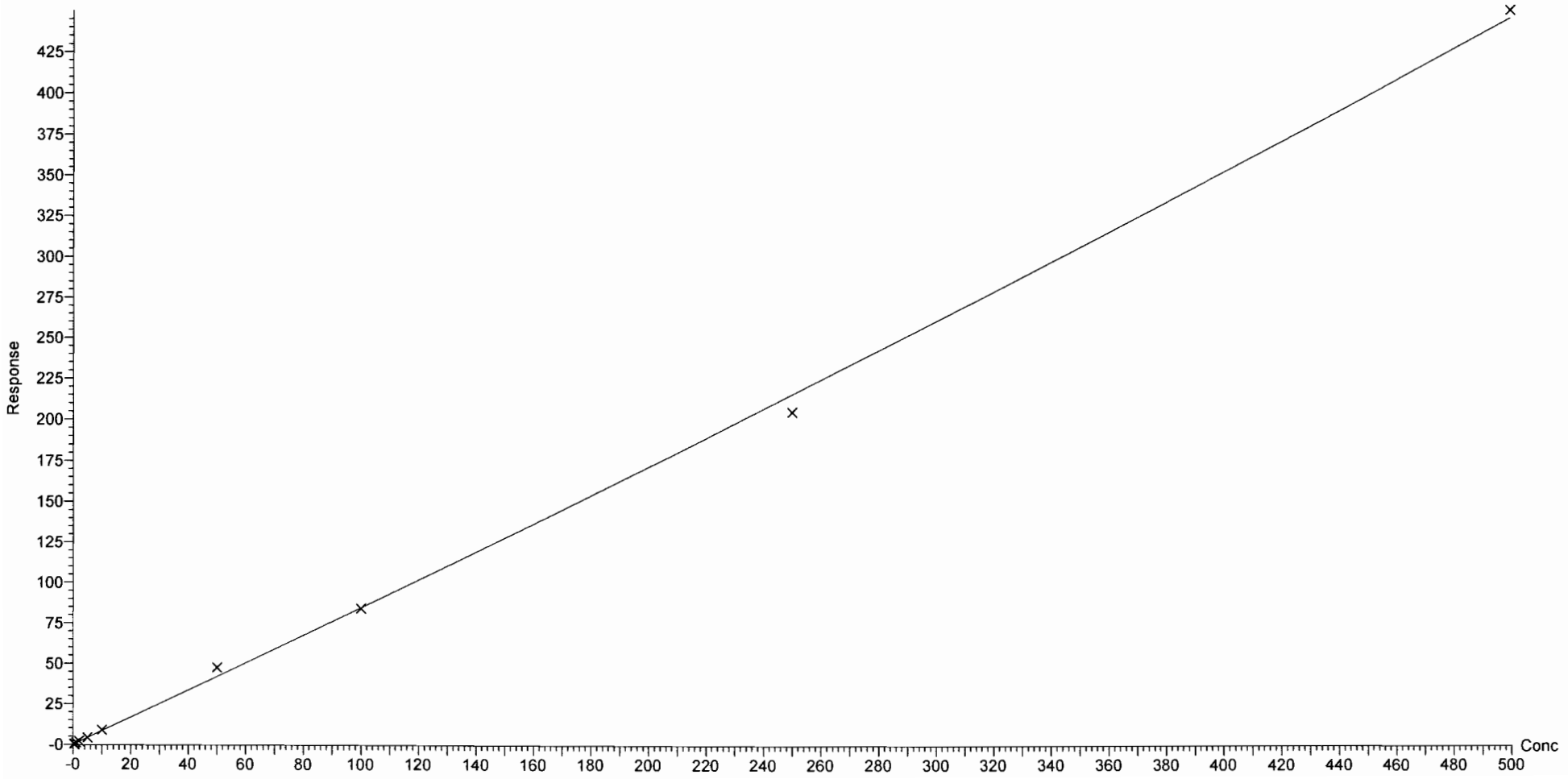

Dataset: F:\Projects\PFAS.PRO\Results\180724M1\180724M1-CRV.qld

Last Altered: Wednesday, July 25, 2018 08:26:55 Pacific Daylight Time
Printed: Wednesday, July 25, 2018 08:35:11 Pacific Daylight Time

Compound name: PFNA
Coefficient of Determination: R^2 = 0.999931
Calibration curve: 7.85588e-005 * x^2 + 1.13574 * x + 0.0177164
Response type: Internal Std (Ref 45), Area * (IS Conc. / IS Area)
Curve type: 2nd Order, Origin: Exclude, Weighting: 1/x, Axis trans: None

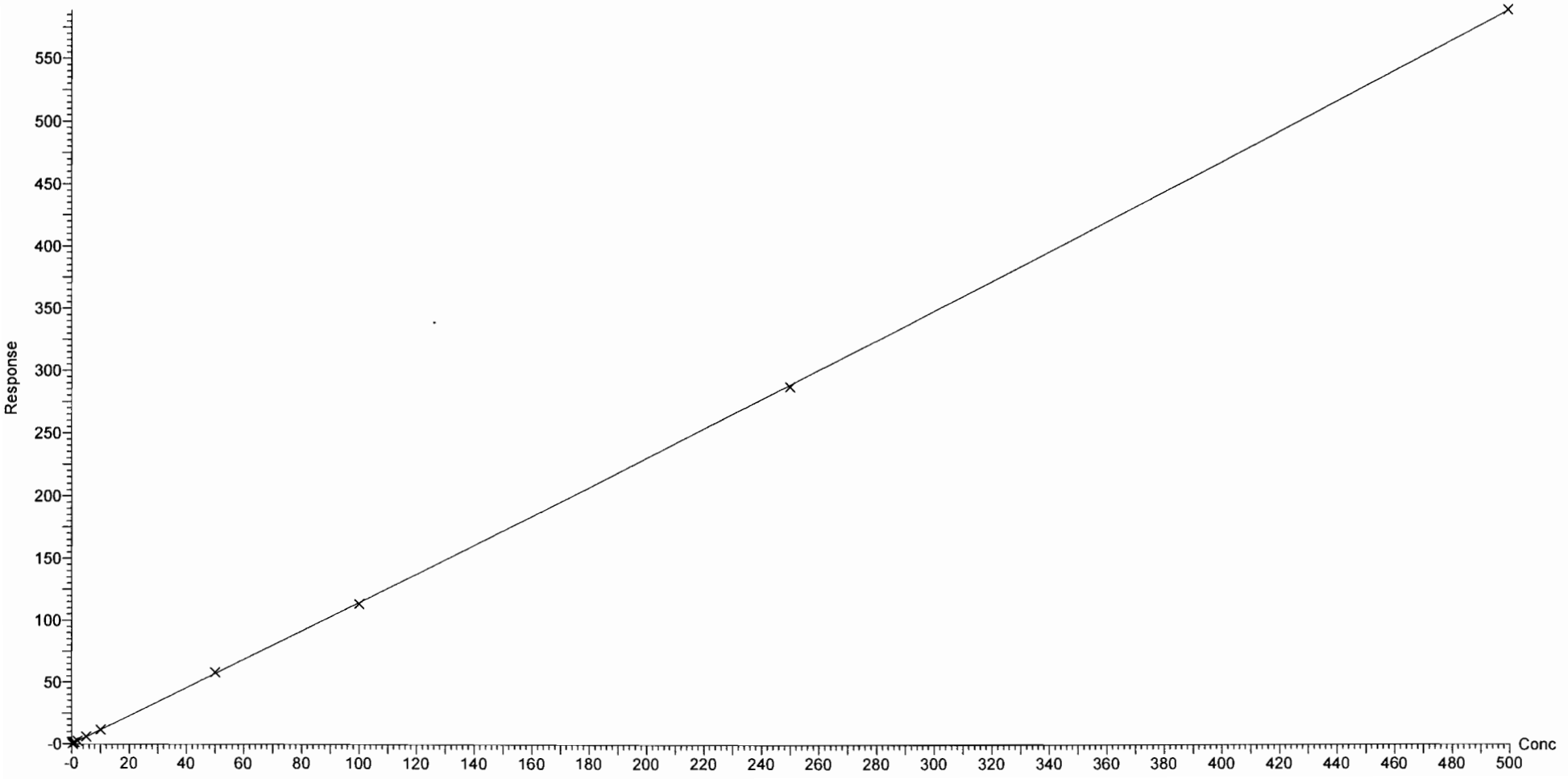

Dataset: F:\Projects\PFAS.PRO\Results\180724M1\180724M1-CRV.qld

Last Altered: Wednesday, July 25, 2018 08:26:55 Pacific Daylight Time
Printed: Wednesday, July 25, 2018 08:35:11 Pacific Daylight Time

Compound name: PFOSA
Coefficient of Determination: R^2 = 0.998673
Calibration curve: -0.000209661 * x^2 + 0.899149 * x + 0.00225218
Response type: Internal Std (Ref 46), Area * (IS Conc. / IS Area)
Curve type: 2nd Order, Origin: Exclude, Weighting: 1/x, Axis trans: None

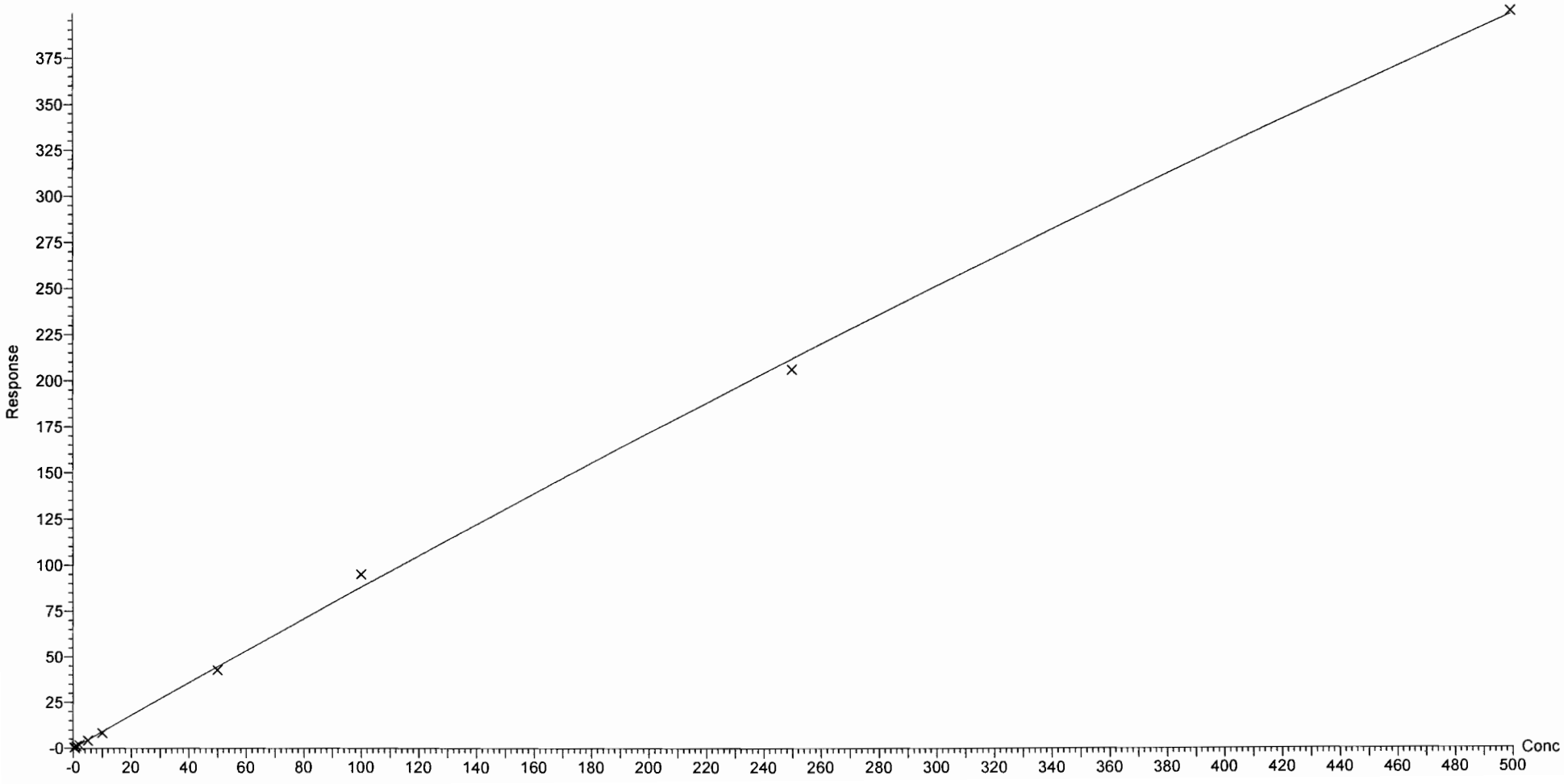

Dataset: F:\Projects\PFAS.PRO\Results\180724M1\180724M1-CRV.qld

Last Altered: Wednesday, July 25, 2018 08:26:55 Pacific Daylight Time
Printed: Wednesday, July 25, 2018 08:35:11 Pacific Daylight Time

Compound name: L-PFOS
Coefficient of Determination: R^2 = 0.999309
Calibration curve: 0.000142388 * x^2 + 0.889405 * x + -0.00827575
Response type: Internal Std (Ref 47), Area * (IS Conc. / IS Area)
Curve type: 2nd Order, Origin: Include, Weighting: 1/x, Axis trans: None

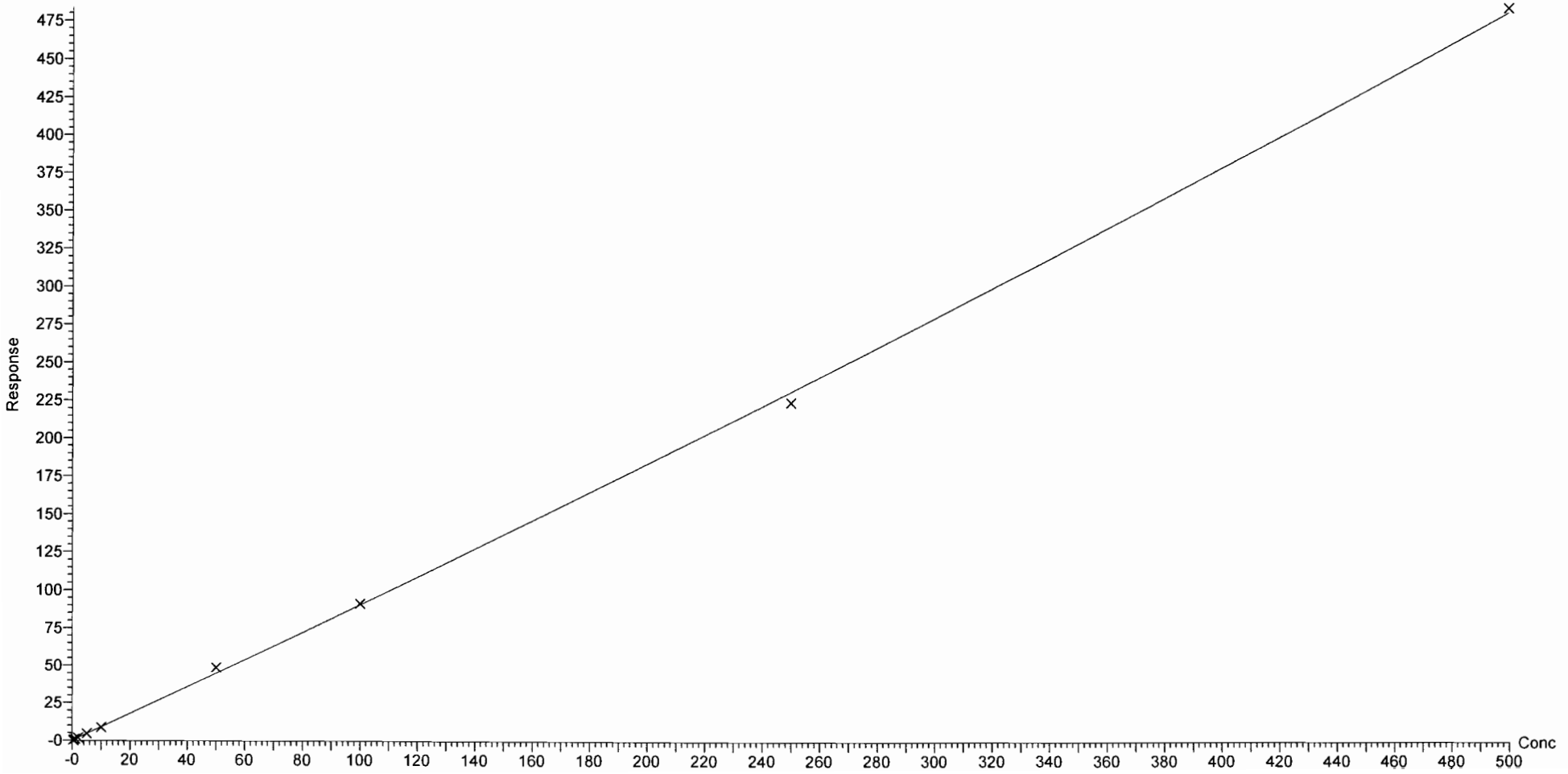

Dataset: F:\Projects\PFAS.PRO\Results\180724M1\180724M1-CRV.qld

Last Altered: Wednesday, July 25, 2018 08:26:55 Pacific Daylight Time
Printed: Wednesday, July 25, 2018 08:35:11 Pacific Daylight Time

Compound name: PFDA
Coefficient of Determination: R^2 = 0.999555
Calibration curve: -0.000104577 * x^2 + 1.27299 * x + -0.0167564
Response type: Internal Std (Ref 48), Area * (IS Conc. / IS Area)
Curve type: 2nd Order, Origin: Exclude, Weighting: 1/x, Axis trans: None

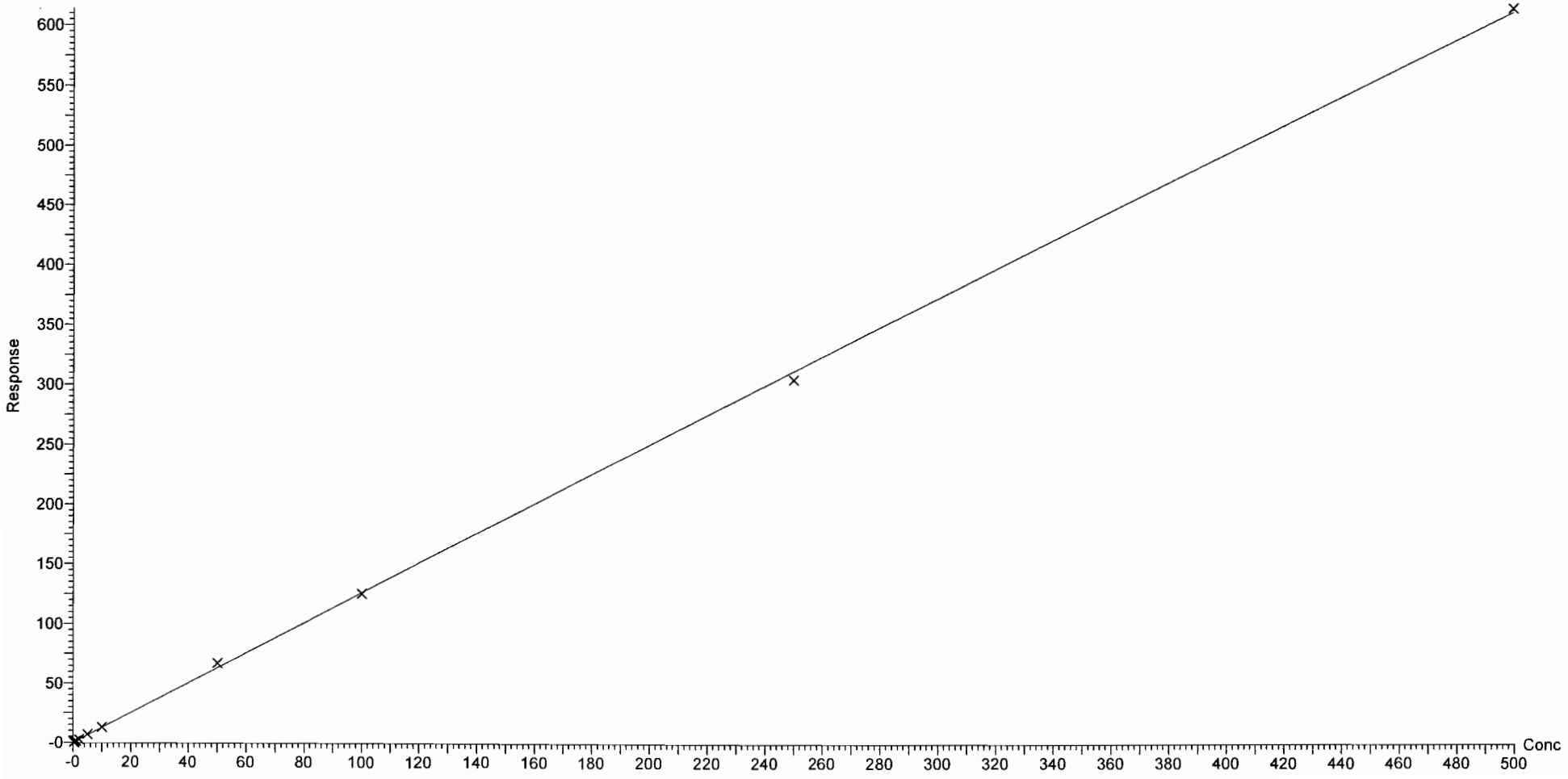

Dataset: F:\Projects\PFAS.PRO\Results\180724M1\180724M1-CRV.qld

Last Altered: Wednesday, July 25, 2018 08:26:55 Pacific Daylight Time
Printed: Wednesday, July 25, 2018 08:35:11 Pacific Daylight Time

Compound name: 8:2 FTS
Coefficient of Determination: R^2 = 0.991400
Calibration curve: -0.0089938 * x^2 + 1.8865 * x + -0.538009
Response type: Internal Std (Ref 49), Area * (IS Conc. / IS Area)
Curve type: 2nd Order, Origin: Exclude, Weighting: 1/x, Axis trans: None

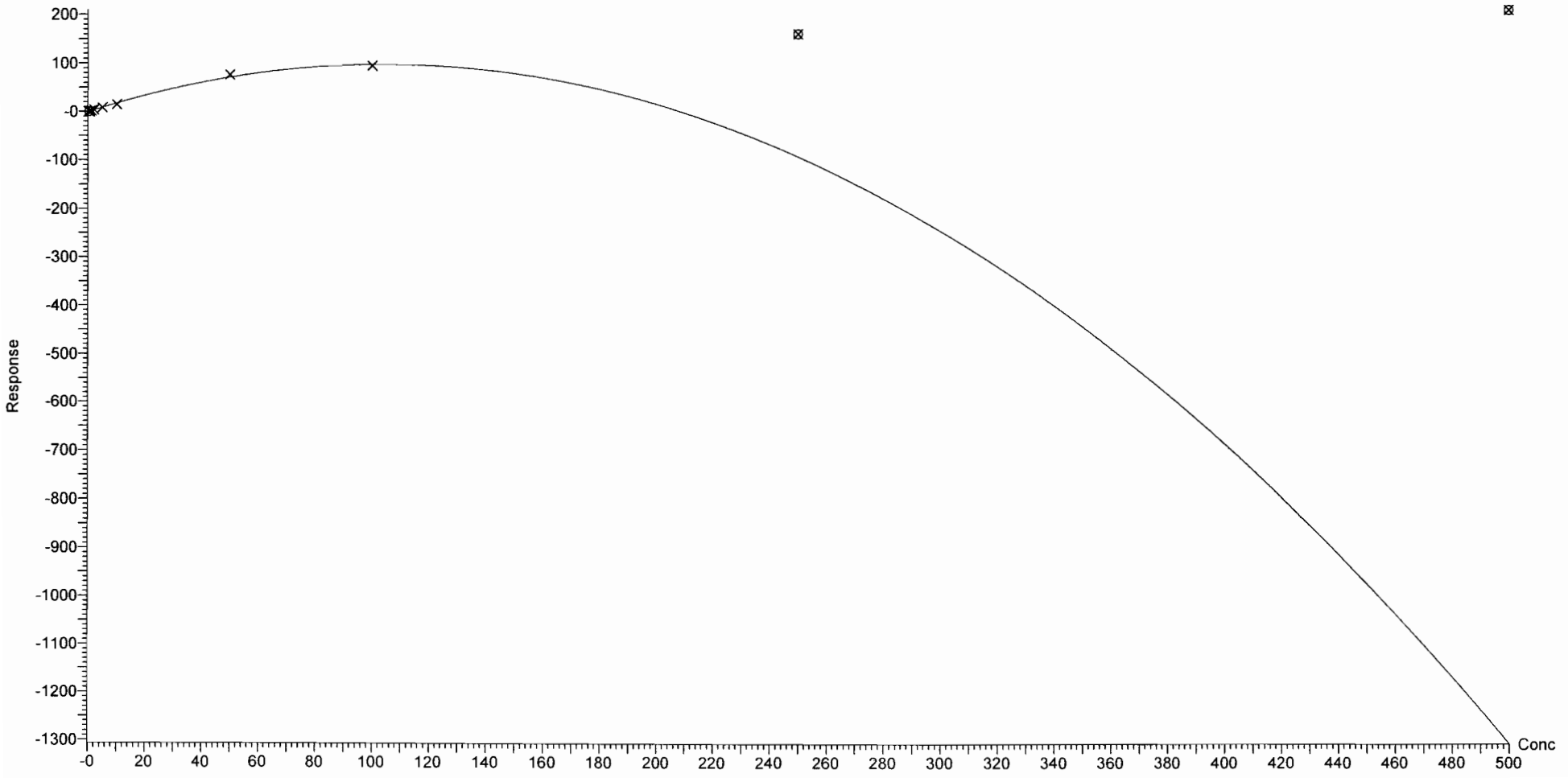

Vista Analytical Laboratory Q1

Dataset: F:\Projects\PFAS.PRO\Results\180724M1\180724M1-CRV.qld

Last Altered: Wednesday, July 25, 2018 08:26:55 Pacific Daylight Time
Printed: Wednesday, July 25, 2018 08:35:11 Pacific Daylight Time

Compound name: PFNS
Coefficient of Determination: R^2 = 0.998518
Calibration curve: 0.00288937 * x^2 + 0.867351 * x + 0.0814942
Response type: Internal Std (Ref 49), Area * (IS Conc. / IS Area)
Curve type: 2nd Order, Origin: Exclude, Weighting: 1/x, Axis trans: None

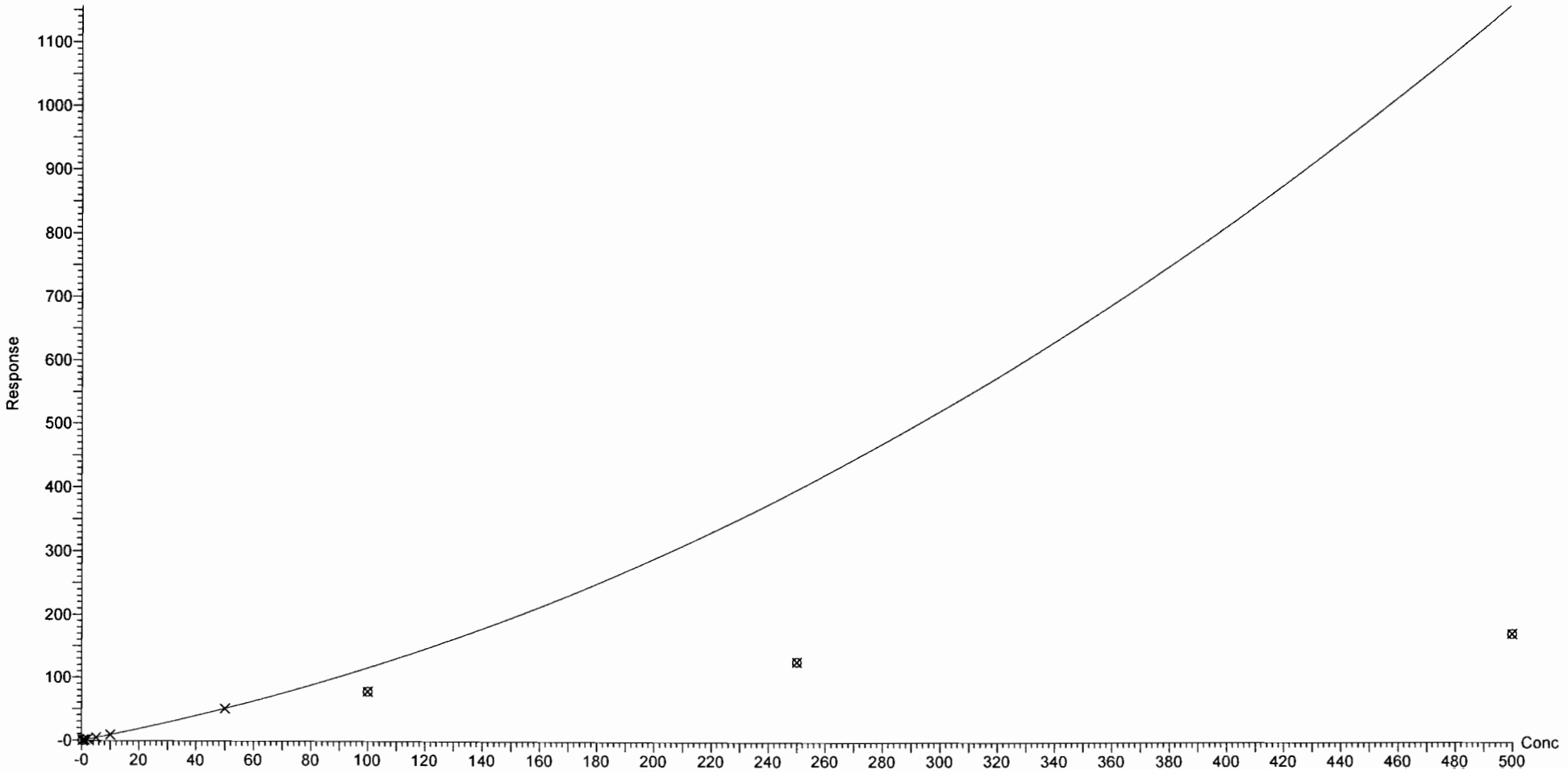

Vista Analytical Laboratory Q1

Dataset: F:\Projects\PFAS.PRO\Results\180724M1\180724M1-CRV.qld

Last Altered: Wednesday, July 25, 2018 09:45:29 Pacific Daylight Time
Printed: Wednesday, July 25, 2018 09:47:06 Pacific Daylight Time

Method: F:\Projects\PFAS.PRO\MethDB\PFAS_FULL_80C_072418.mdb 24 Jul 2018 10:48:59
Calibration: F:\Projects\PFAS.PRO\CurveDB\C18_VAL-PFAS_Q4_07-24-18.cdb 25 Jul 2018 09:45:29

Compound name: L-MeFOSAA
Coefficient of Determination: R^2 = 0.998893
Calibration curve: 0.00044524 * x^2 + 1.11167 * x + 0.0778207
Response type: Internal Std (Ref 50), Area * (IS Conc. / IS Area)
Curve type: 2nd Order, Origin: Include, Weighting: 1/x, Axis trans: None

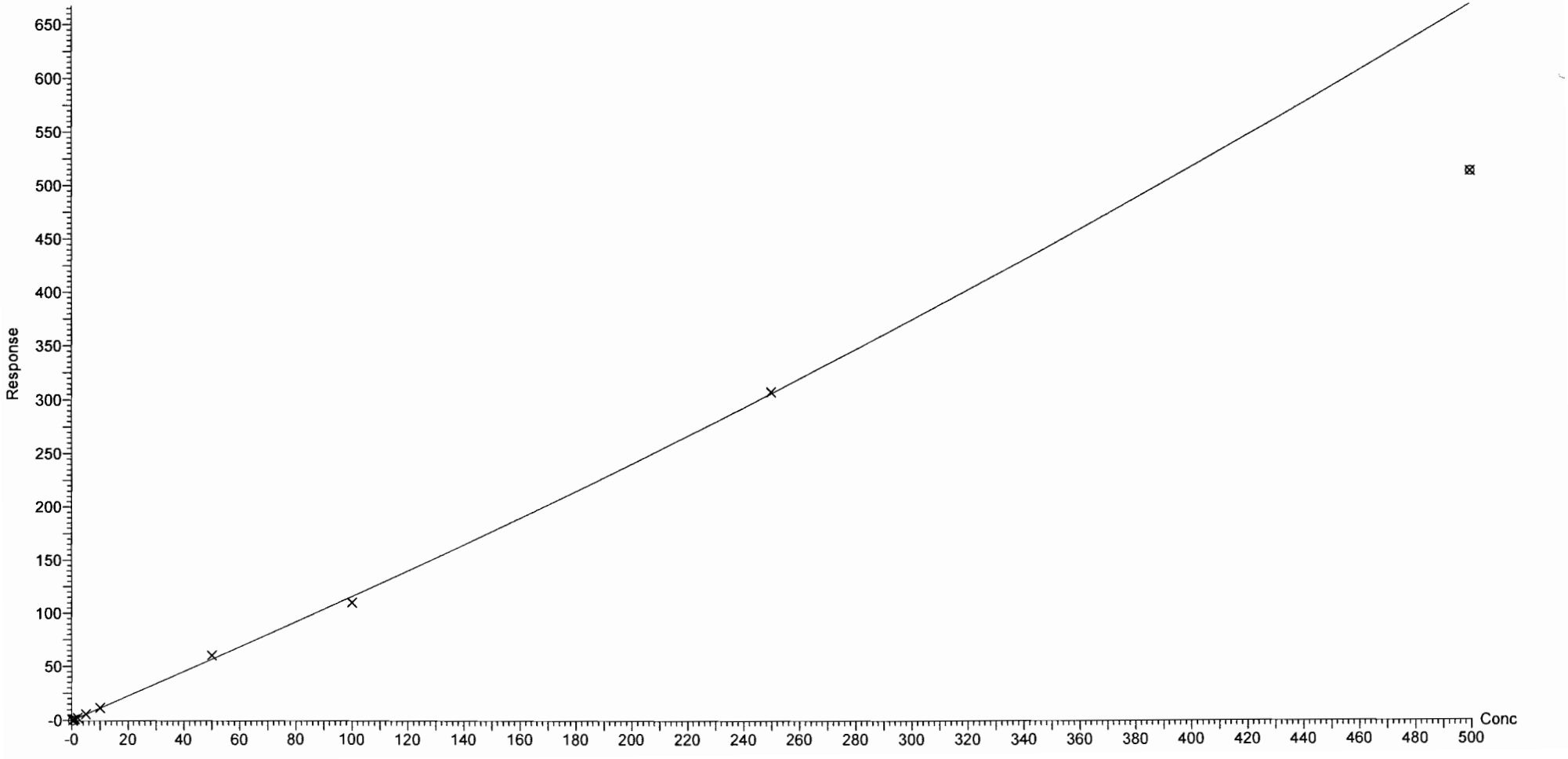

Vista Analytical Laboratory Q1

Dataset: F:\Projects\PFAS.PRO\Results\180724M1\180724M1-CRV.qld

Last Altered: Wednesday, July 25, 2018 08:26:55 Pacific Daylight Time
Printed: Wednesday, July 25, 2018 08:35:11 Pacific Daylight Time

Compound name: L-EtFOSAA
Coefficient of Determination: R^2 = 0.998834
Calibration curve: 2.31273e-005 * x^2 + 0.812132 * x + -0.0512626
Response type: Internal Std (Ref 51), Area * (IS Conc. / IS Area)
Curve type: 2nd Order, Origin: Exclude, Weighting: 1/x, Axis trans: None

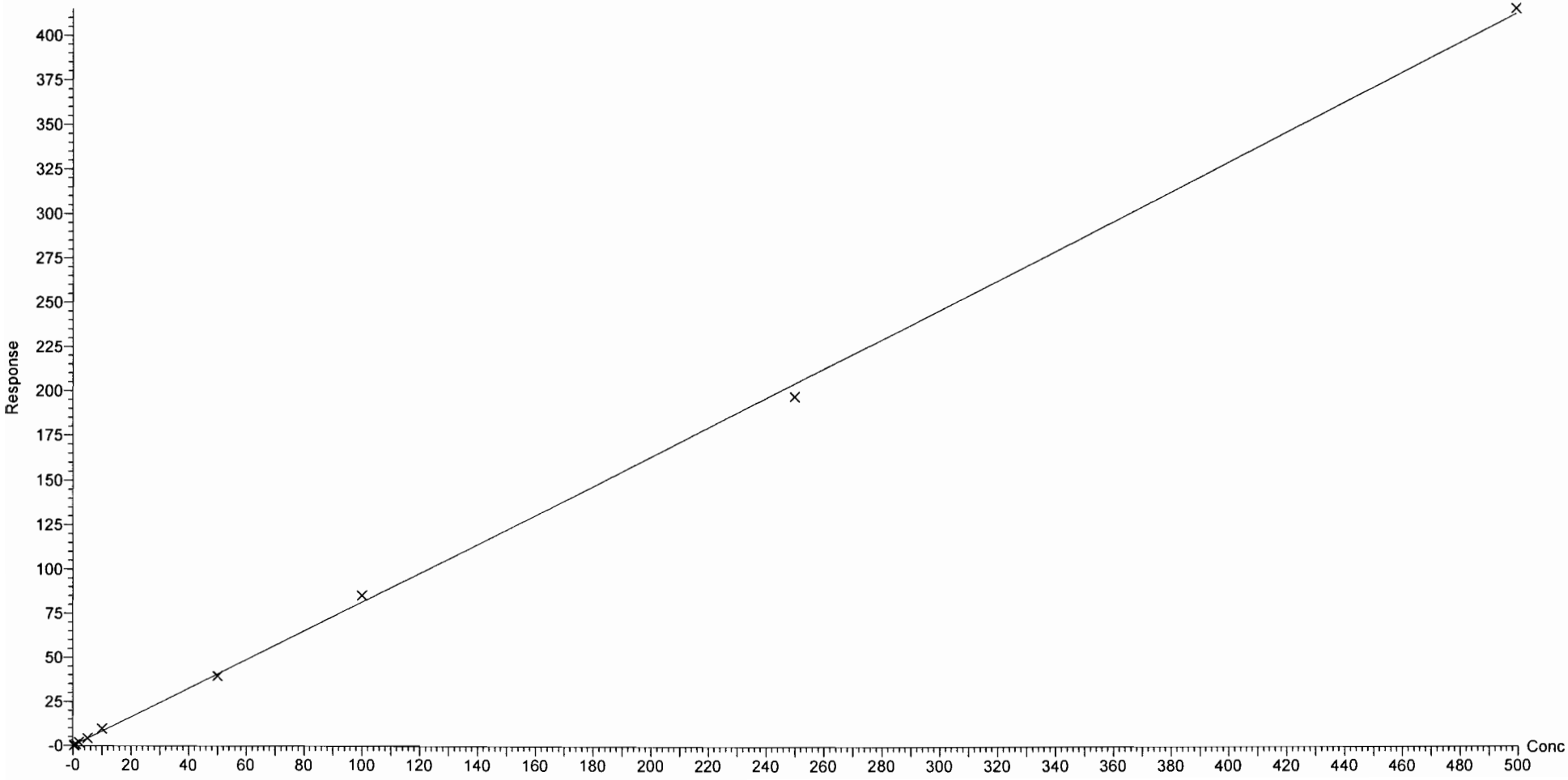

Vista Analytical Laboratory Q1

Dataset: F:\Projects\PFAS.PRO\Results\180724M1\180724M1-CRV.qld

Last Altered: Wednesday, July 25, 2018 08:26:55 Pacific Daylight Time
Printed: Wednesday, July 25, 2018 08:35:19 Pacific Daylight Time

Method: F:\Projects\PFAS.PRO\MethDB\PFAS_FULL_80C_072418.mdb 25 Jul 2018 08:26:53
Calibration: F:\Projects\PFAS.PRO\CurveDB\C18_VAL-PFAS_Q4_07-24-18.cdb 25 Jul 2018 08:25:55

Compound name: PFUdA
Coefficient of Determination: R^2 = 0.999564
Calibration curve: -0.000197728 * x^2 + 0.994862 * x + 0.0103867
Response type: Internal Std (Ref 52), Area * (IS Conc. / IS Area)
Curve type: 2nd Order, Origin: Exclude, Weighting: 1/x, Axis trans: None

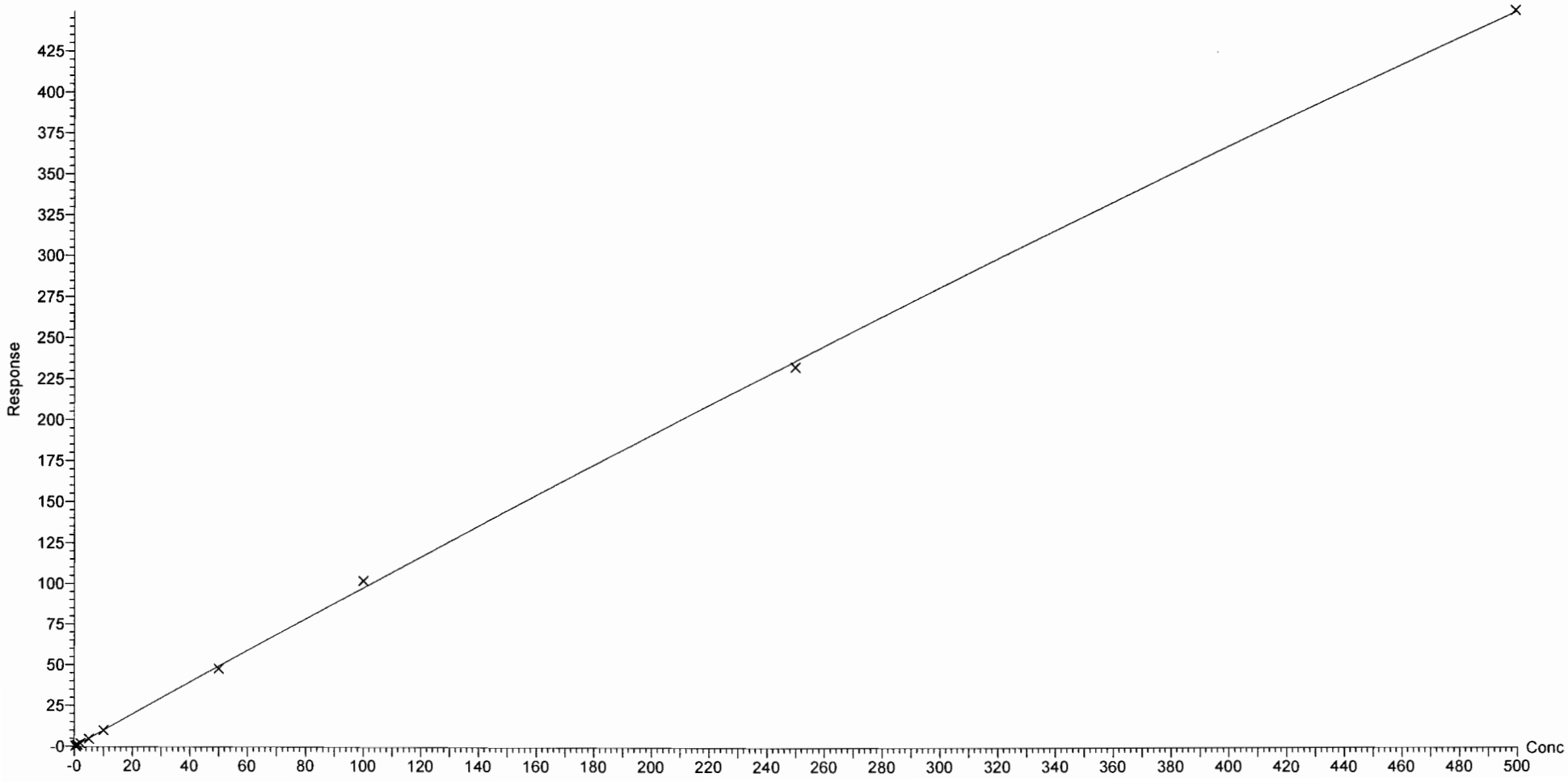

Dataset: F:\Projects\PFAS.PRO\Results\180724M1\180724M1-CRV.qld

Last Altered: Wednesday, July 25, 2018 08:26:55 Pacific Daylight Time
Printed: Wednesday, July 25, 2018 08:35:19 Pacific Daylight Time

Compound name: PFDS
Coefficient of Determination: R^2 = 0.999521
Calibration curve: -1.39142e-005 * x^2 + 0.153652 * x + -0.0200882
Response type: Internal Std (Ref 52), Area * (IS Conc. / IS Area)
Curve type: 2nd Order, Origin: Exclude, Weighting: 1/x, Axis trans: None

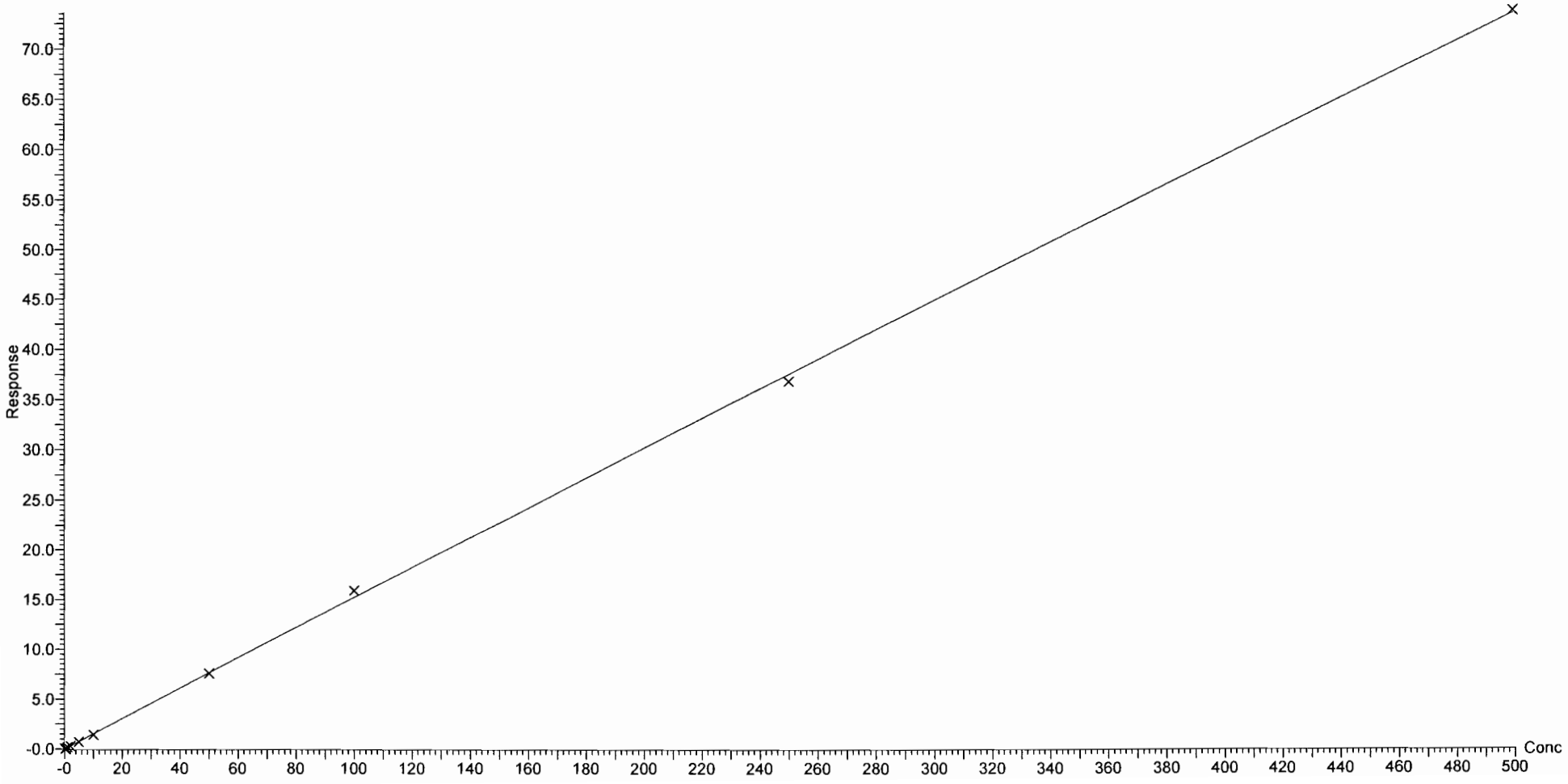

Dataset: F:\Projects\PFAS.PRO\Results\180724M1\180724M1-CRV.qld

Last Altered: Wednesday, July 25, 2018 08:26:55 Pacific Daylight Time
Printed: Wednesday, July 25, 2018 08:35:19 Pacific Daylight Time

Compound name: PFDoA
Coefficient of Determination: R^2 = 0.999755
Calibration curve: -0.000418937 * x^2 + 1.30181 * x + -0.143875
Response type: Internal Std (Ref 53), Area * (IS Conc. / IS Area)
Curve type: 2nd Order, Origin: Exclude, Weighting: 1/x, Axis trans: None

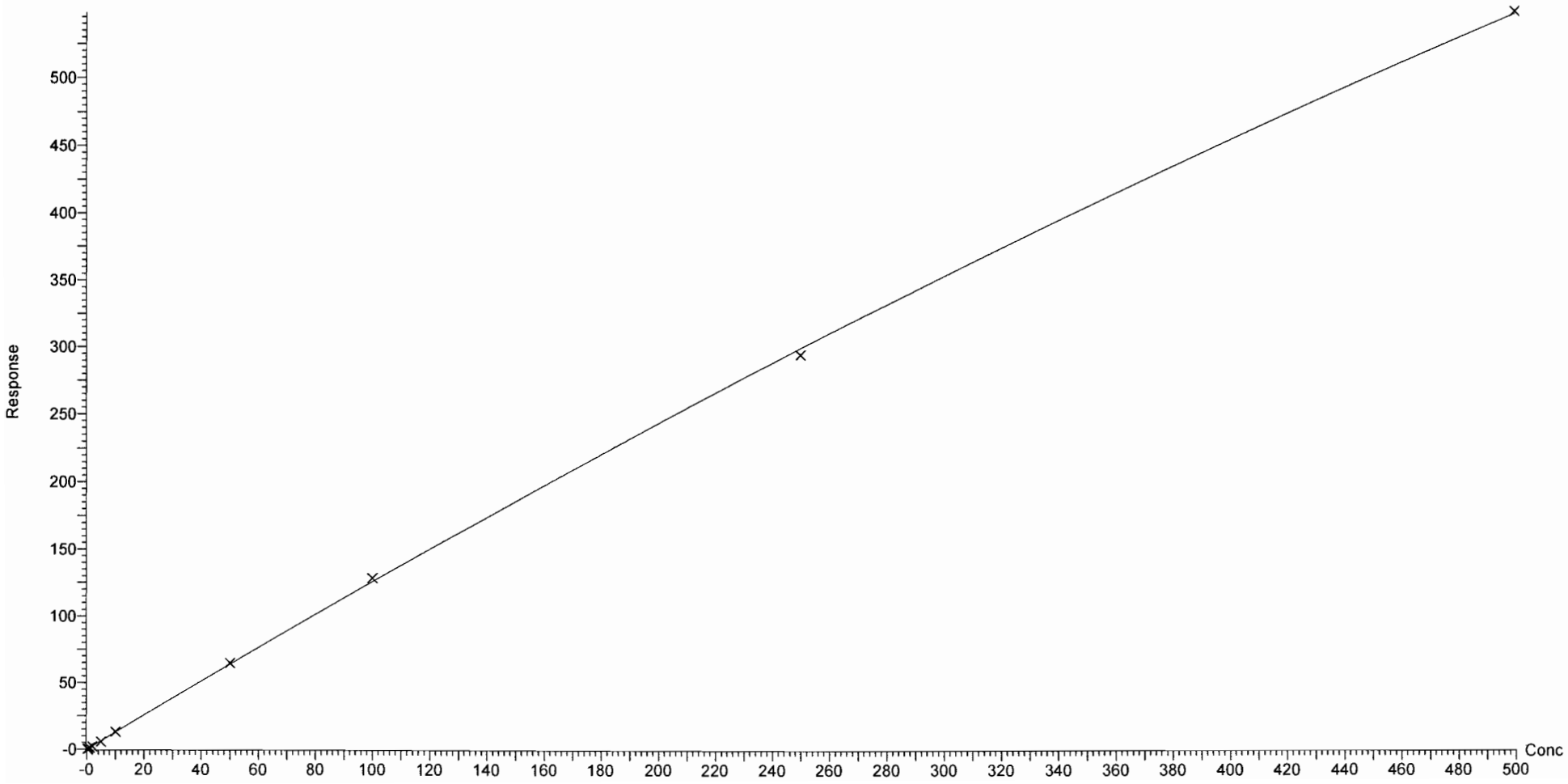

Vista Analytical Laboratory Q1

Dataset: F:\Projects\PFAS.PRO\Results\180724M1\180724M1-CRV.qld

Last Altered: Wednesday, July 25, 2018 08:26:55 Pacific Daylight Time
Printed: Wednesday, July 25, 2018 08:35:19 Pacific Daylight Time

Compound name: N-MeFOSA
Coefficient of Determination: R^2 = 0.998956
Calibration curve: -8.31877e-005 * x^2 + 0.966607 * x + 0.0947746
Response type: Internal Std (Ref 54), Area * (IS Conc. / IS Area)
Curve type: 2nd Order, Origin: Include, Weighting: 1/x, Axis trans: None

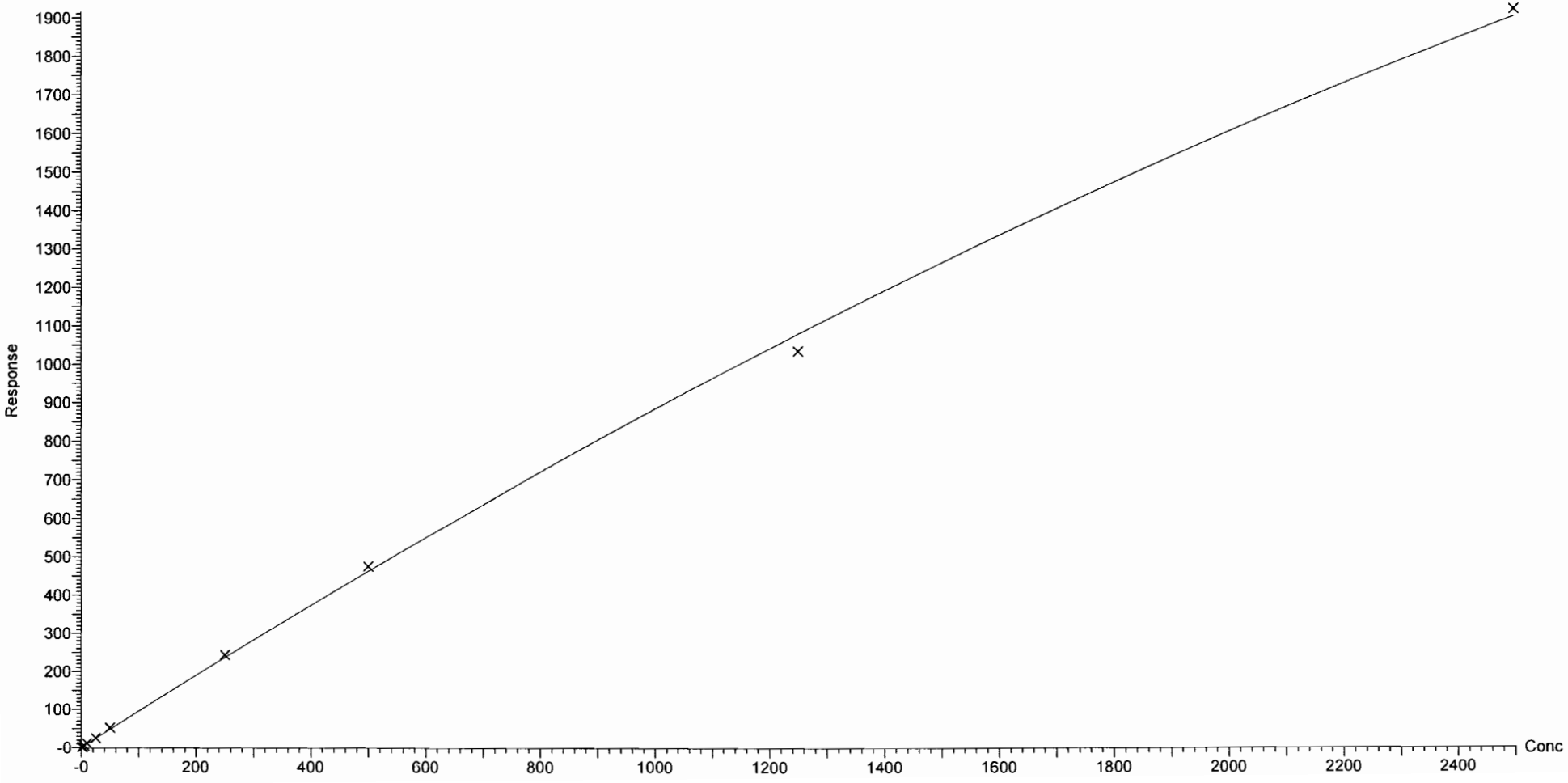

Vista Analytical Laboratory Q1

Dataset: F:\Projects\PFAS.PRO\Results\180724M1\180724M1-CRV.qld

Last Altered: Wednesday, July 25, 2018 08:26:55 Pacific Daylight Time
Printed: Wednesday, July 25, 2018 08:35:19 Pacific Daylight Time

Compound name: PFTrDA
Coefficient of Determination: R^2 = 0.999108
Calibration curve: -0.000213416 * x^2 + 1.17569 * x + -0.0284052
Response type: Internal Std (Ref 53), Area * (IS Conc. / IS Area)
Curve type: 2nd Order, Origin: Exclude, Weighting: 1/x, Axis trans: None

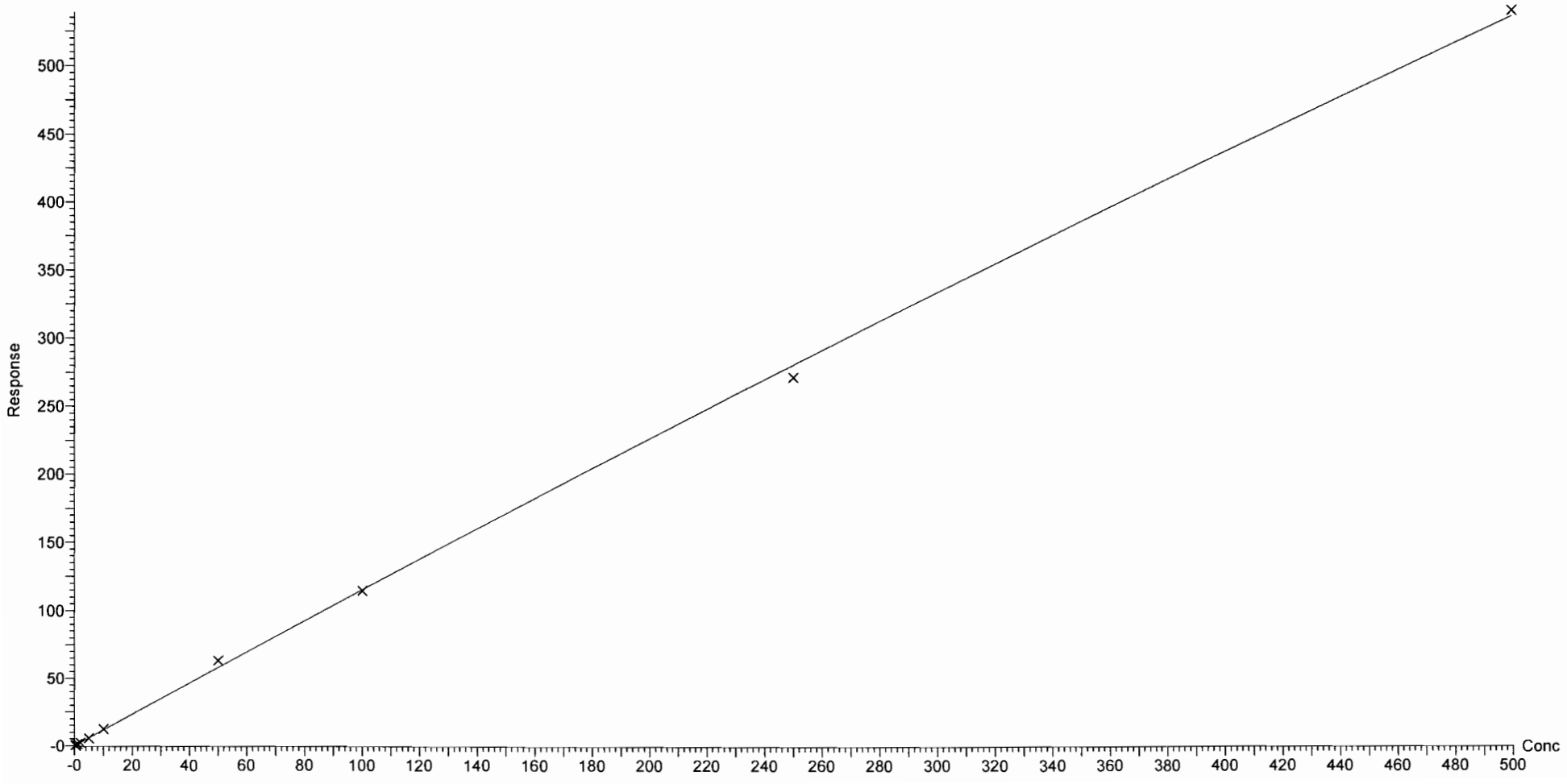

Vista Analytical Laboratory Q1

Dataset: F:\Projects\PFAS.PRO\Results\180724M1\180724M1-CRV.qld

Last Altered: Wednesday, July 25, 2018 08:26:55 Pacific Daylight Time
Printed: Wednesday, July 25, 2018 08:35:19 Pacific Daylight Time

Compound name: PFTeDA
Coefficient of Determination: R^2 = 0.997117
Calibration curve: -0.000839284 * x^2 + 1.71817 * x + -0.10459
Response type: Internal Std (Ref 55), Area * (IS Conc. / IS Area)
Curve type: 2nd Order, Origin: Exclude, Weighting: 1/x, Axis trans: None

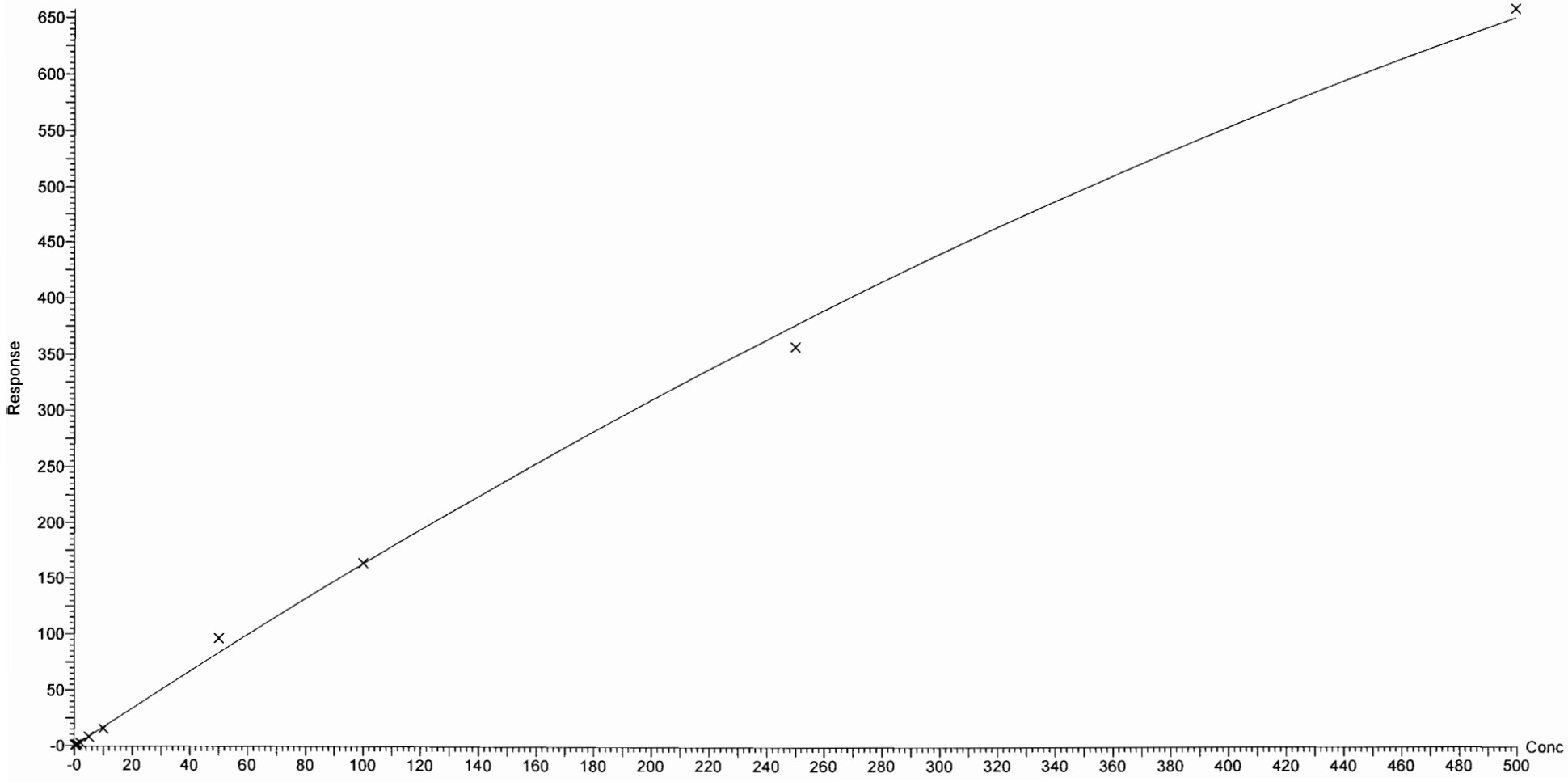

Dataset: F:\Projects\PFAS.PRO\Results\180724M1\180724M1-CRV.qld

Last Altered: Wednesday, July 25, 2018 08:26:55 Pacific Daylight Time
Printed: Wednesday, July 25, 2018 08:35:19 Pacific Daylight Time

Compound name: N-EtFOSA
Coefficient of Determination: R^2 = 0.999326
Calibration curve: -2.51781e-005 * x^2 + 0.856558 * x + 0.0585481
Response type: Internal Std (Ref 56), Area * (IS Conc. / IS Area)
Curve type: 2nd Order, Origin: Exclude, Weighting: 1/x, Axis trans: None

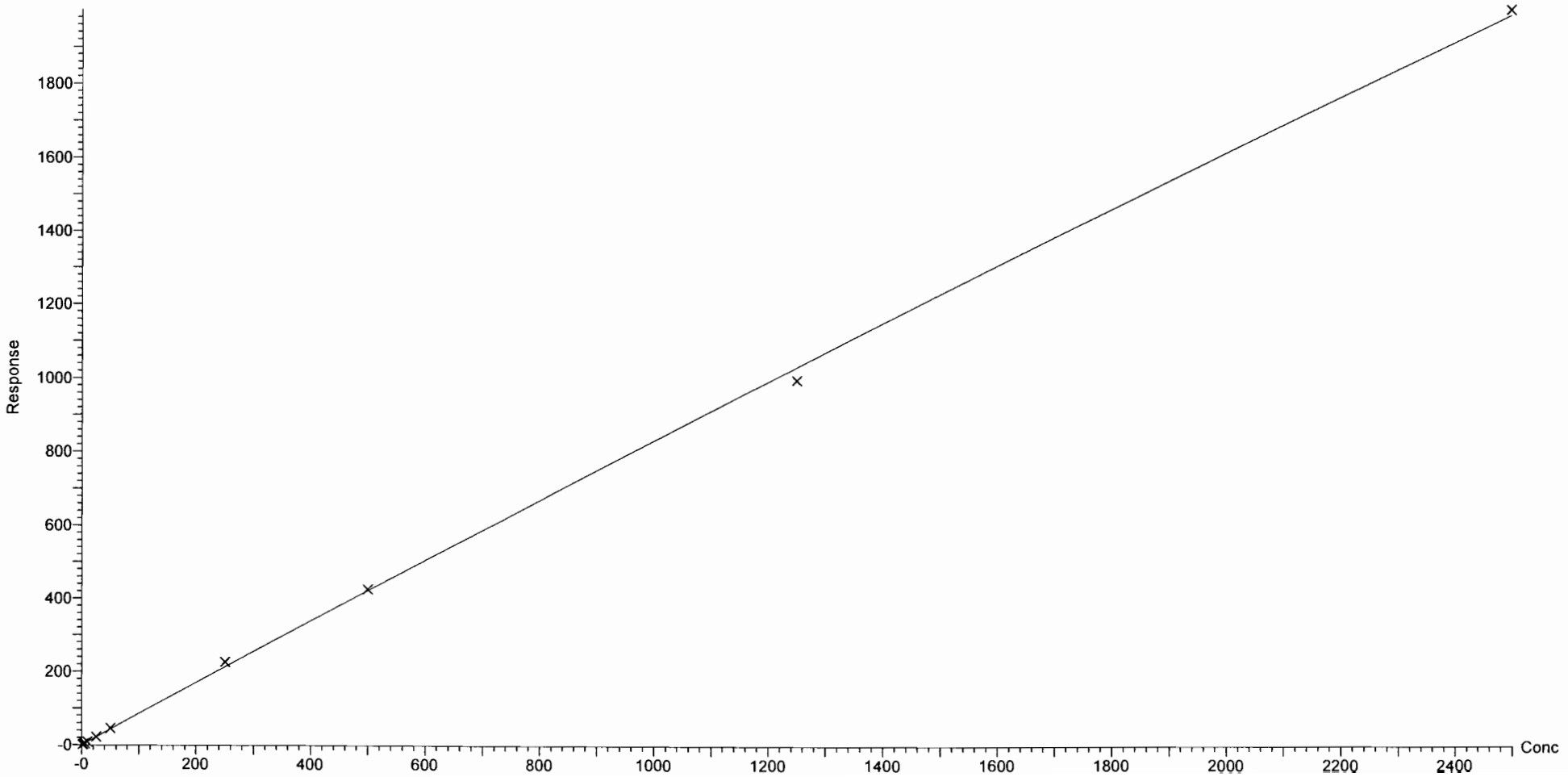

Vista Analytical Laboratory Q1

Dataset: F:\Projects\PFAS.PRO\Results\180724M1\180724M1-CRV.qld

Last Altered: Wednesday, July 25, 2018 08:26:55 Pacific Daylight Time
Printed: Wednesday, July 25, 2018 08:35:19 Pacific Daylight Time

Compound name: PFHxDA
Coefficient of Determination: R^2 = 0.999545
Calibration curve: -0.000113655 * x^2 + 0.553775 * x + 0.0987916
Response type: Internal Std (Ref 57), Area * (IS Conc. / IS Area)
Curve type: 2nd Order, Origin: Exclude, Weighting: 1/x, Axis trans: None

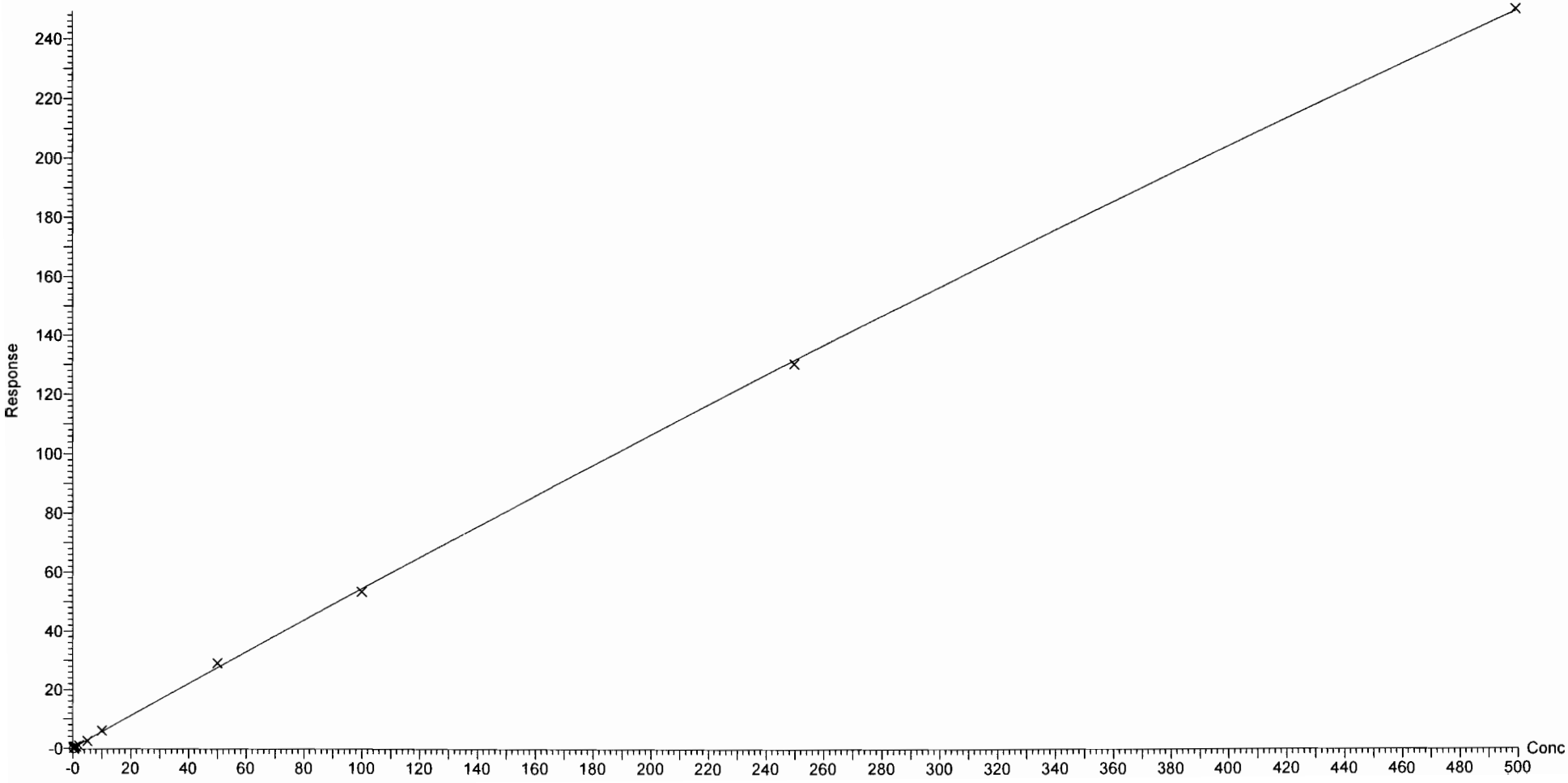

Vista Analytical Laboratory Q1

Dataset: F:\Projects\PFAS.PRO\Results\180724M1\180724M1-CRV.qld

Last Altered: Wednesday, July 25, 2018 08:26:55 Pacific Daylight Time
Printed: Wednesday, July 25, 2018 08:35:19 Pacific Daylight Time

Compound name: PFODA
Coefficient of Determination: R^2 = 0.999534
Calibration curve: -0.000268678 * x^2 + 0.884437 * x + -0.0280439
Response type: Internal Std (Ref 57), Area * (IS Conc. / IS Area)
Curve type: 2nd Order, Origin: Include, Weighting: 1/x, Axis trans: None

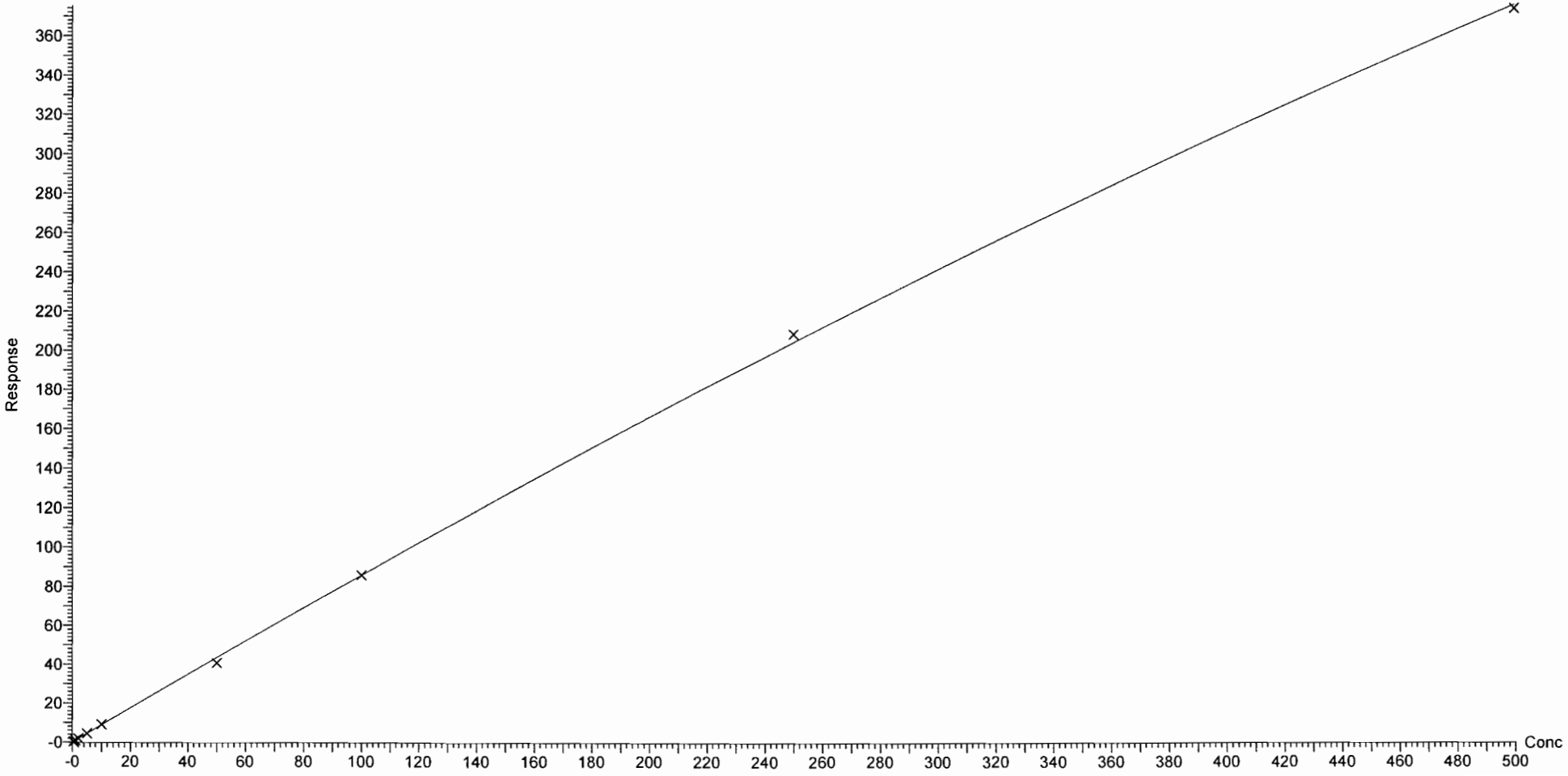

Dataset: F:\Projects\PFAS.PRO\Results\180724M1\180724M1-CRV.qld

Last Altered: Wednesday, July 25, 2018 08:26:55 Pacific Daylight Time
Printed: Wednesday, July 25, 2018 08:35:19 Pacific Daylight Time

Compound name: N-MeFOSE
Coefficient of Determination: R^2 = 0.999864
Calibration curve: 3.63299e-006 * x^2 + 0.939677 * x + 0.00647961
Response type: Internal Std (Ref 58), Area * (IS Conc. / IS Area)
Curve type: 2nd Order, Origin: Exclude, Weighting: 1/x, Axis trans: None

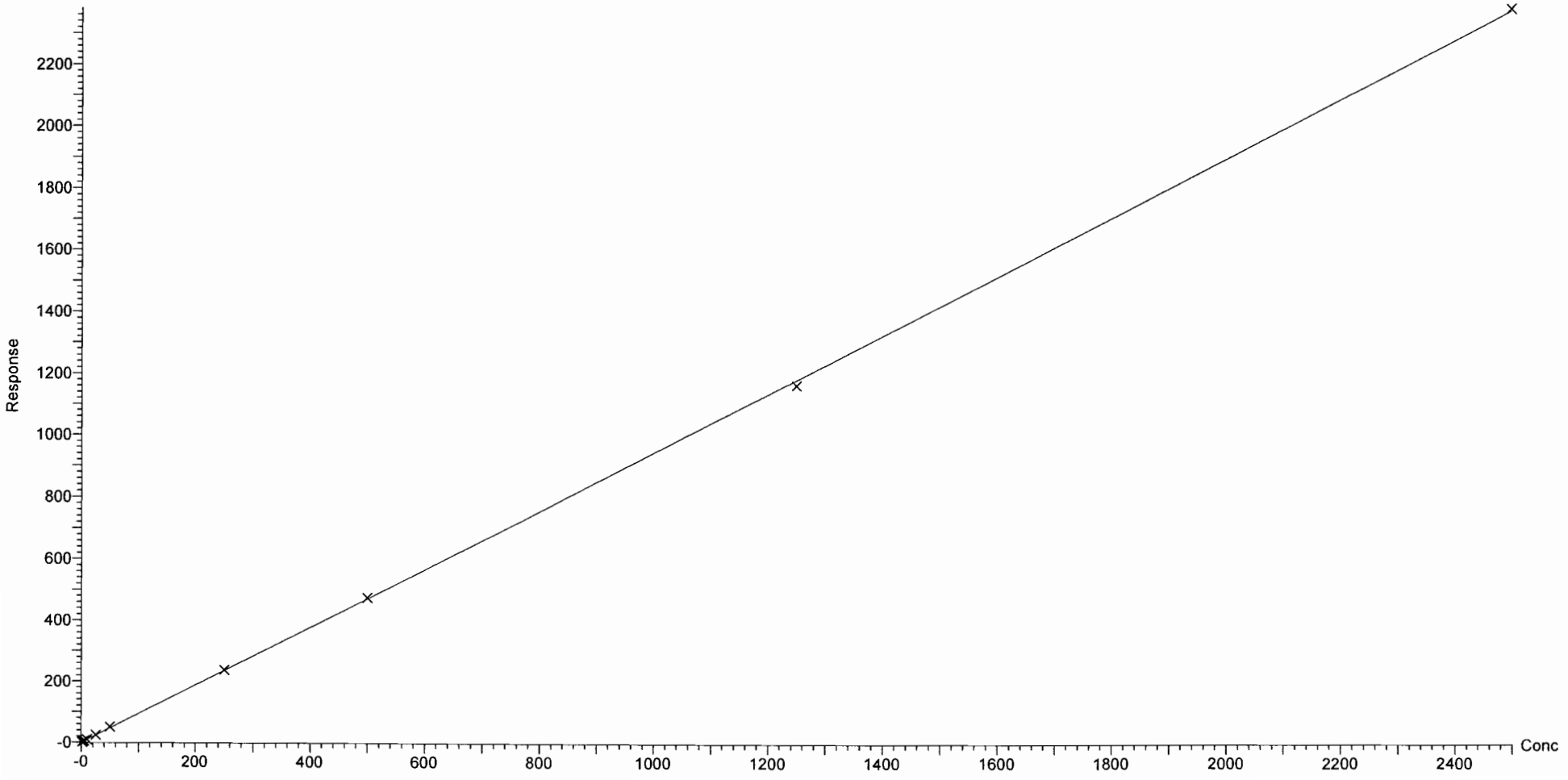

Vista Analytical Laboratory Q1

Dataset: F:\Projects\PFAS.PRO\Results\180724M1\180724M1-CRV.qld

Last Altered: Wednesday, July 25, 2018 08:26:55 Pacific Daylight Time
Printed: Wednesday, July 25, 2018 08:35:19 Pacific Daylight Time

Compound name: N-EtFOSE
Coefficient of Determination: R^2 = 0.998766
Calibration curve: 6.76692e-006 * x^2 + 1.03865 * x + 0.0783537
Response type: Internal Std (Ref 59), Area * (IS Conc. / IS Area)
Curve type: 2nd Order, Origin: Exclude, Weighting: 1/x, Axis trans: None

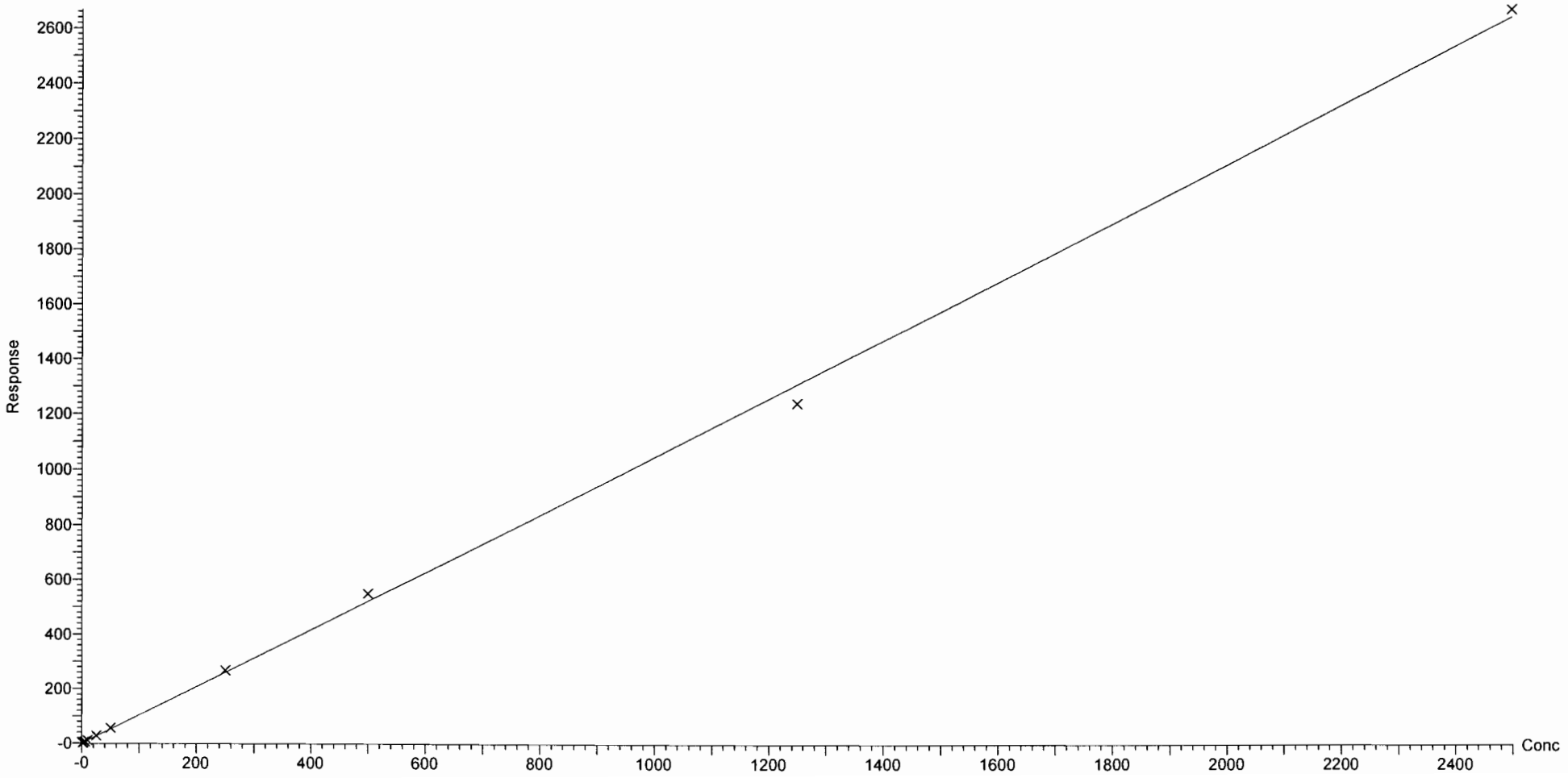

Dataset: F:\Projects\PFAS.PRO\Results\180724M1\180724M1-CRV.qld

Last Altered: Wednesday, July 25, 2018 08:26:55 Pacific Daylight Time
Printed: Wednesday, July 25, 2018 08:28:43 Pacific Daylight Time

Method: F:\Projects\PFAS.PRO\MethDB\PFAS_FULL_80C_072418.mdb 25 Jul 2018 08:26:53
Calibration: 25 Jul 2018 08:25:55

Name: 180724M1_2, Date: 24-Jul-2018, Time: 21:19:44, ID: ST180724M1-1 PFC CS-2 18G1910, Description: PFC CS-2 18G1910

PFBA

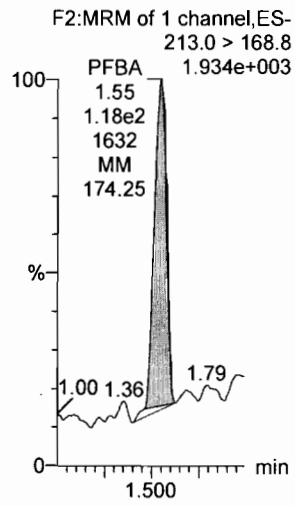

PFPeA

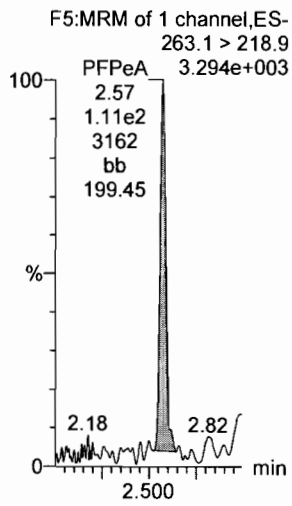

PFBS

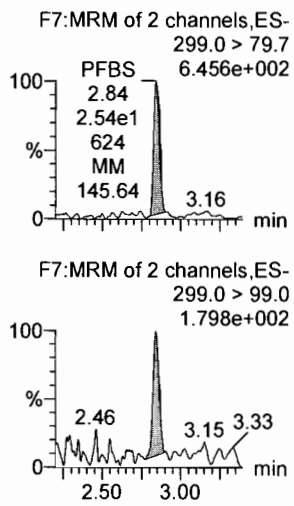

4:2 FTS

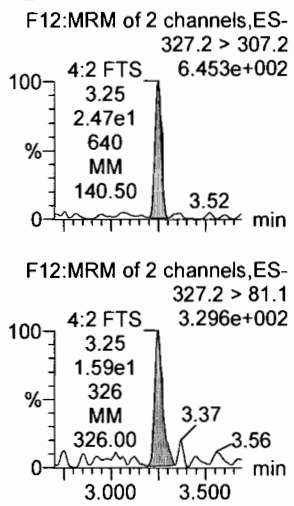

PFHxA

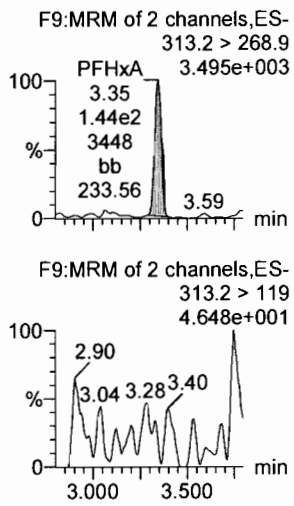

PFPeS

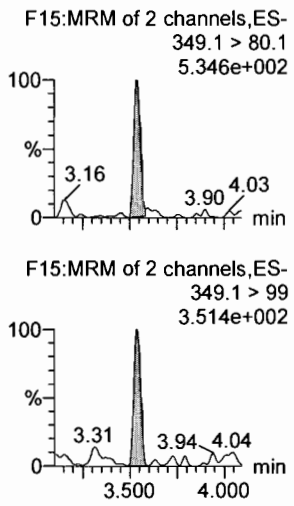

13C3-PFBA

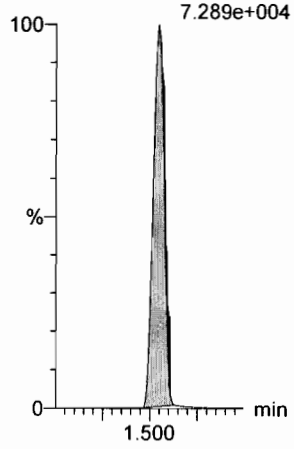

13C3-PFPeA

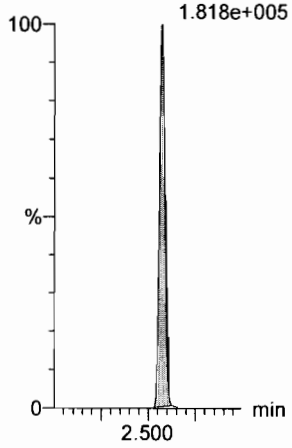

13C3-PFBS

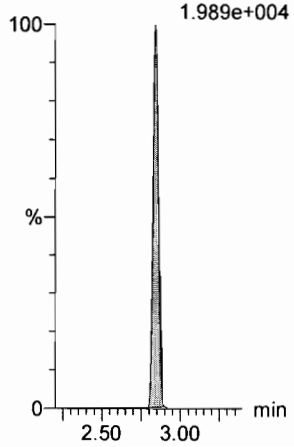

13C2-4:2 FTS

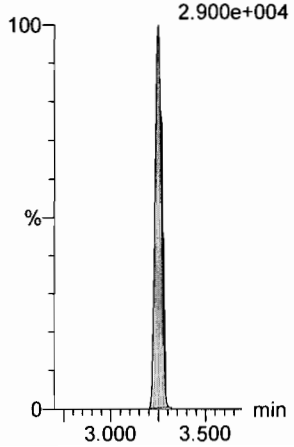

13C2-PFHxA

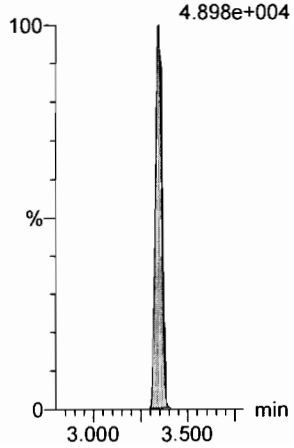

13C3-PFBS

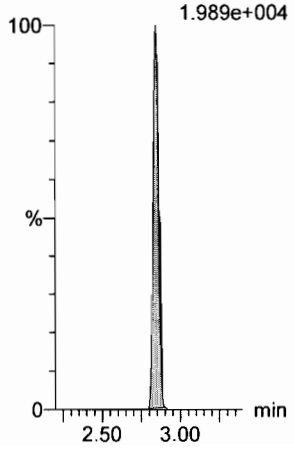

Dataset: F:\Projects\PFAS.PRO\Results\180724M1\180724M1-CRV.qld

Last Altered: Wednesday, July 25, 2018 08:26:55 Pacific Daylight Time
Printed: Wednesday, July 25, 2018 08:28:43 Pacific Daylight Time

Name: 180724M1_2, Date: 24-Jul-2018, Time: 21:19:44, ID: ST180724M1-1 PFC CS-2 18G1910, Description: PFC CS-2 18G1910

6:2 FTS

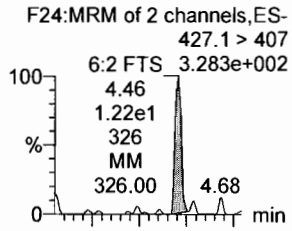

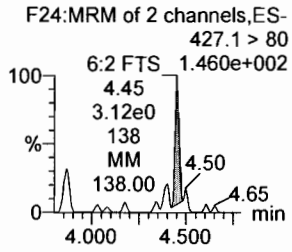

PFHpA

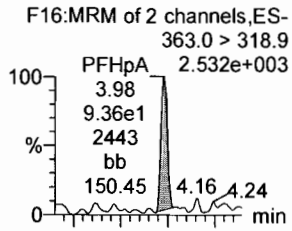

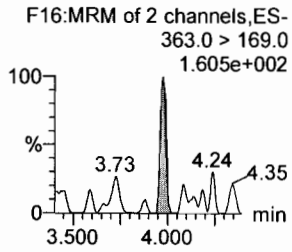

L-PFHxS

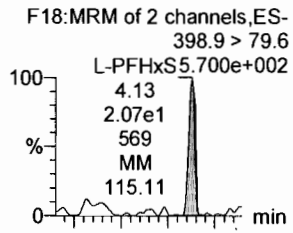

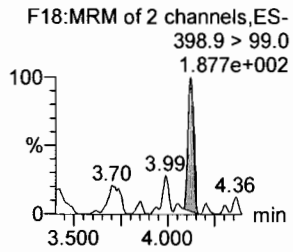

L-PFOA

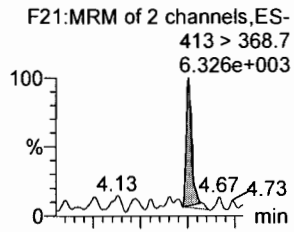

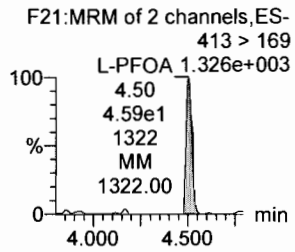

PFHpS

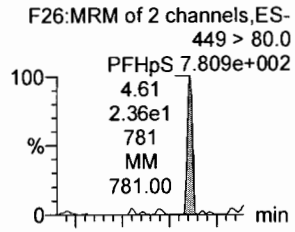

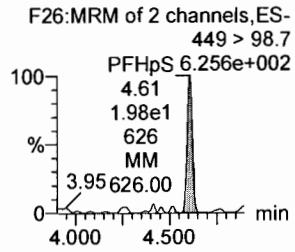

PFNA

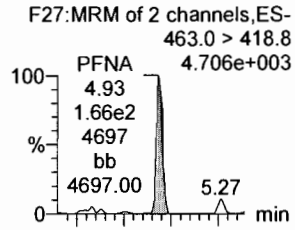

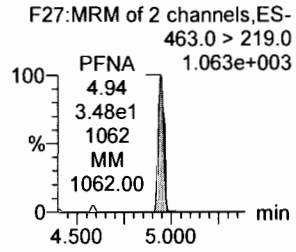

13C2-6:2 FTS

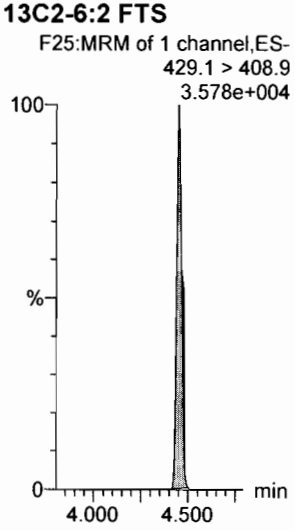

13C4-PFHpA

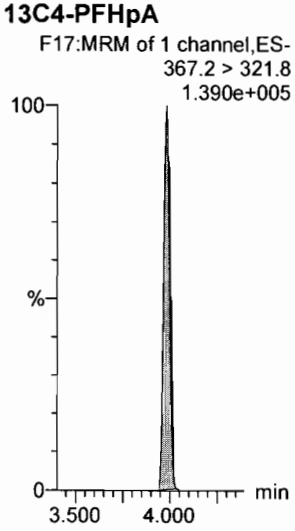

18O2-PFHxS

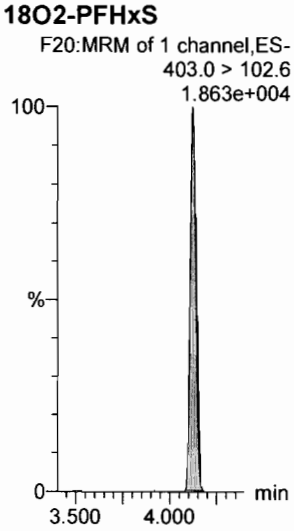

13C2-PFOA

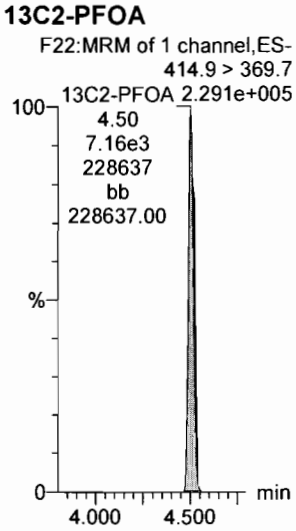

13C8-PFOS

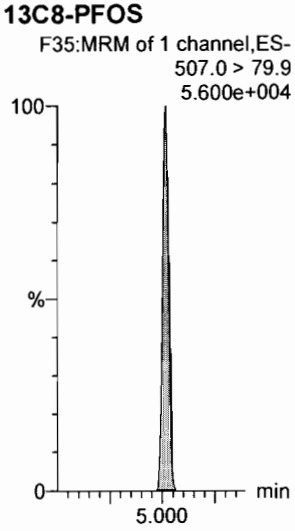

13C5-PFNA

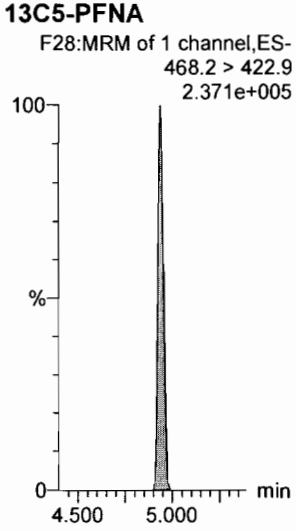

Dataset: F:\Projects\PFAS.PRO\Results\180724M1\180724M1-CRV.qld

Last Altered: Wednesday, July 25, 2018 08:26:55 Pacific Daylight Time
Printed: Wednesday, July 25, 2018 08:28:43 Pacific Daylight Time

Name: 180724M1_2, Date: 24-Jul-2018, Time: 21:19:44, ID: ST180724M1-1 PFC CS-2 18G1910, Description: PFC CS-2 18G1910

PFOSA

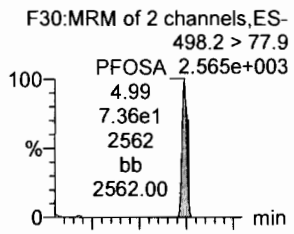

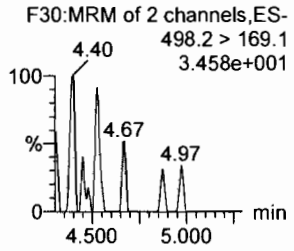

L-PFOS

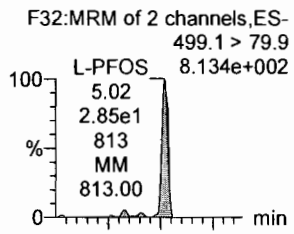

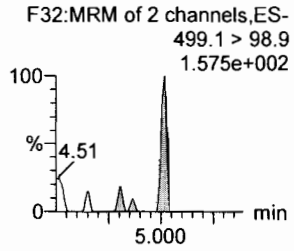

PFDA

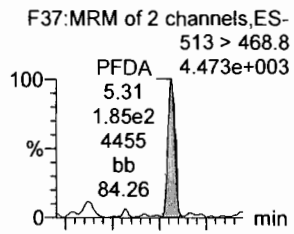

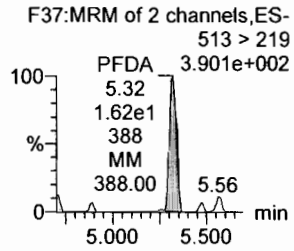

8:2 FTS

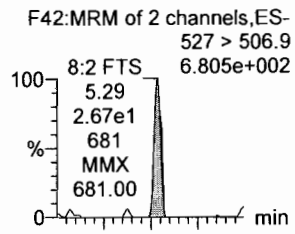

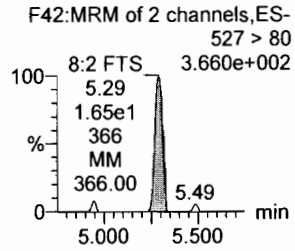

PFNS

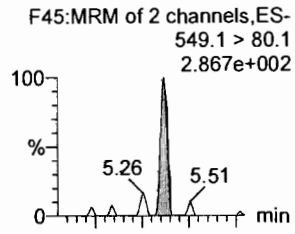

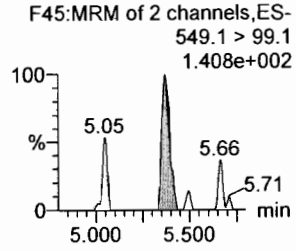

L-MeFOSAA

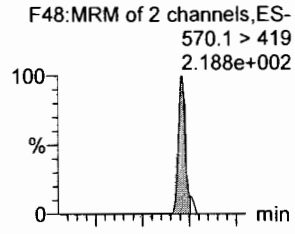

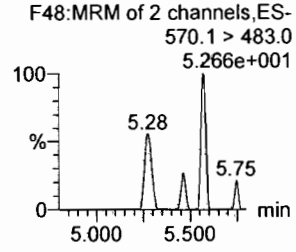

13C8-PFOSA

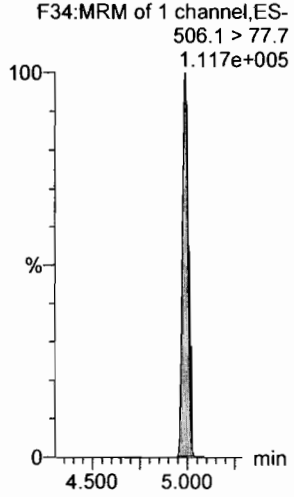

13C8-PFOS

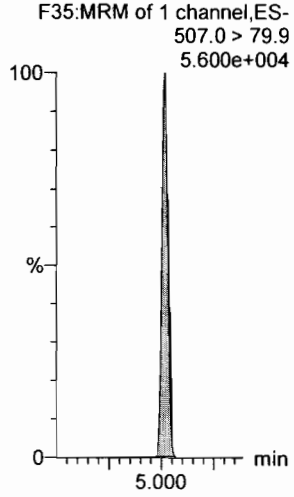

13C2-PFDA

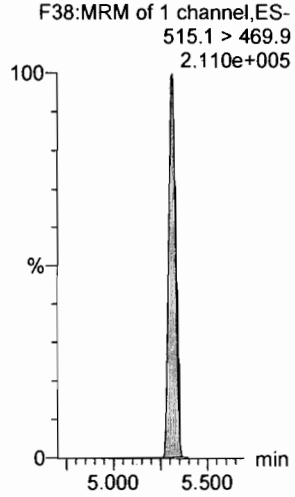

13C2-8:2 FTS

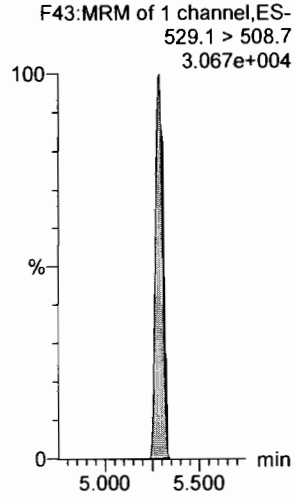

13C2-8:2 FTS

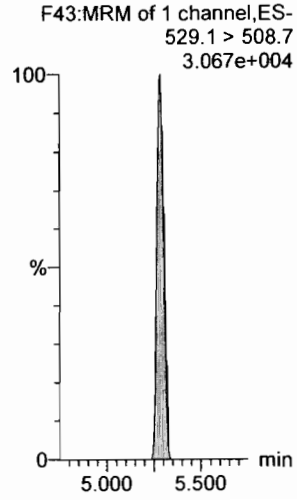

d3-N-MeFOSAA

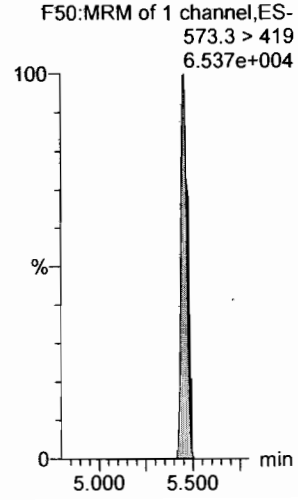

Dataset: F:\Projects\PFAS.PRO\Results\180724M1\180724M1-CRV.qld

Last Altered: Wednesday, July 25, 2018 08:26:55 Pacific Daylight Time
Printed: Wednesday, July 25, 2018 08:28:43 Pacific Daylight Time

Name: 180724M1_2, Date: 24-Jul-2018, Time: 21:19:44, ID: ST180724M1-1 PFC CS-2 18G1910, Description: PFC CS-2 18G1910

L-EtFOSAA

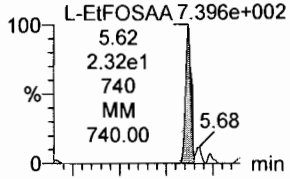

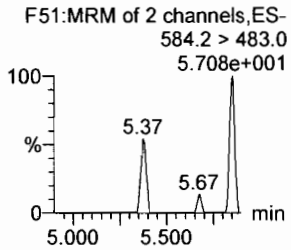

PFDoA

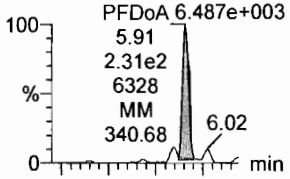

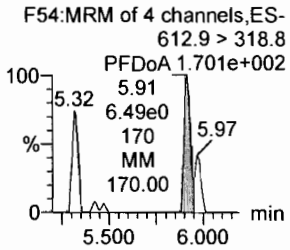

PFDS

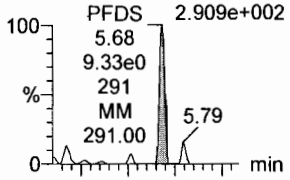

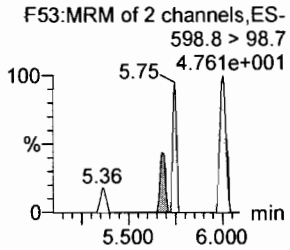

PFUdA

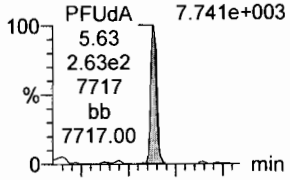

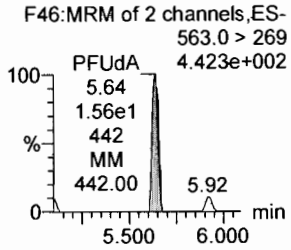

N-MeFOSA

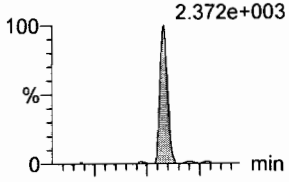

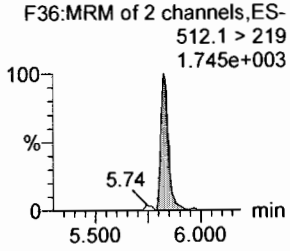

PFTrDA

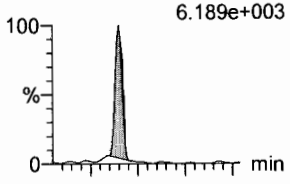

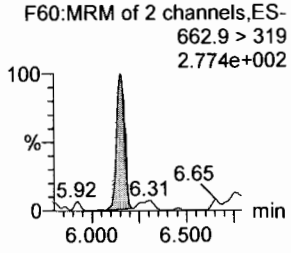

d5-N-EtFOSAA

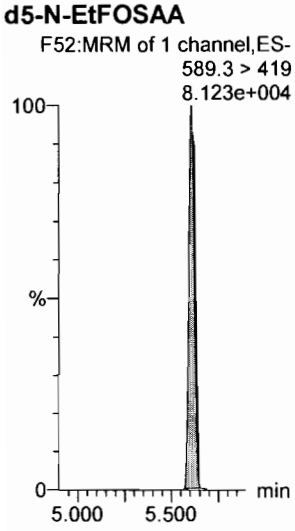

13C2-PFDoA

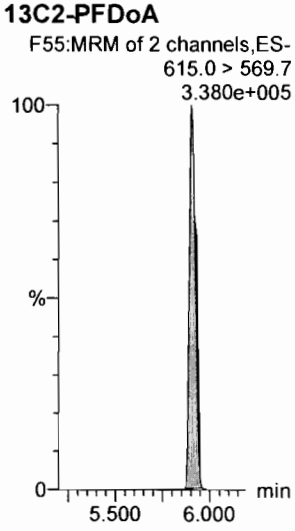

13C2-PFUdA

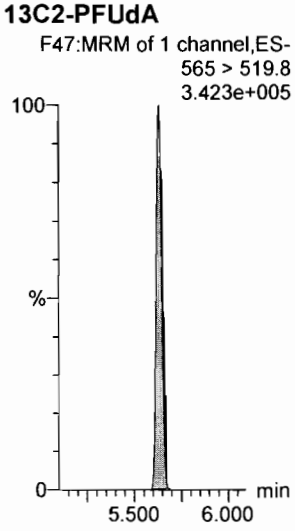

13C2-PFUdA

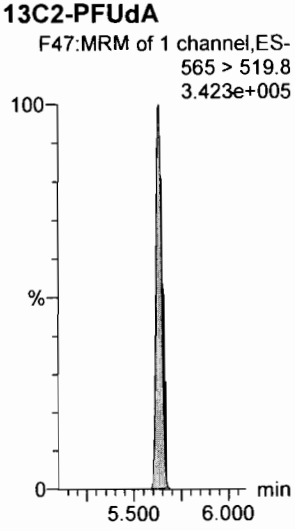

d3-N-MeFOSA

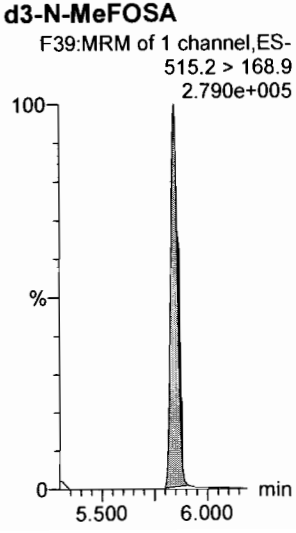

13C2-PFDoA

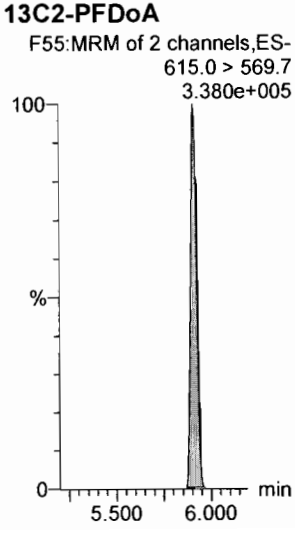

Dataset: F:\Projects\PFAS.PRO\Results\180724M1\180724M1-CRV.qld

Last Altered: Wednesday, July 25, 2018 08:26:55 Pacific Daylight Time
Printed: Wednesday, July 25, 2018 08:28:43 Pacific Daylight Time

Name: 180724M1_2, Date: 24-Jul-2018, Time: 21:19:44, ID: ST180724M1-1 PFC CS-2 18G1910, Description: PFC CS-2 18G1910

PFTeDA

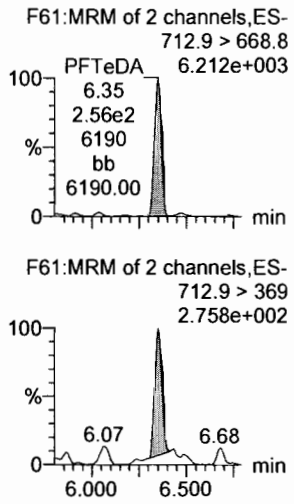

N-EtFOSA

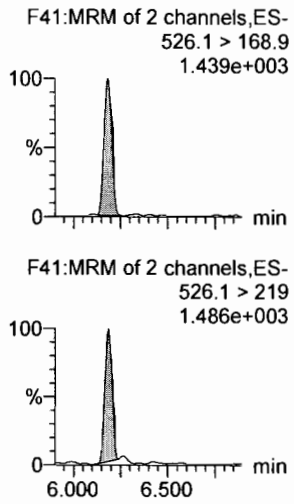

PFHxDA

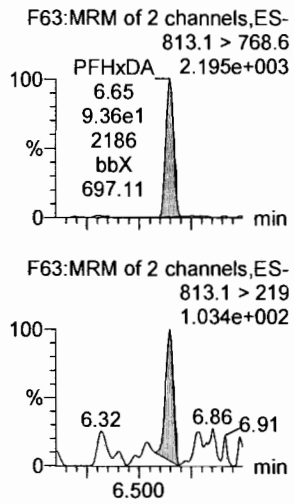

PFODA

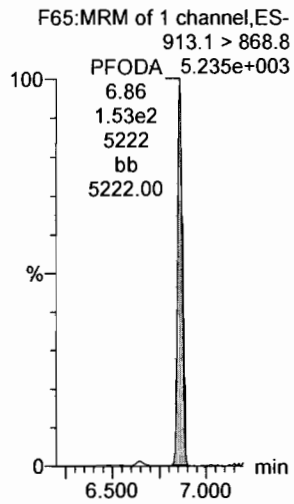

N-MeFOSE

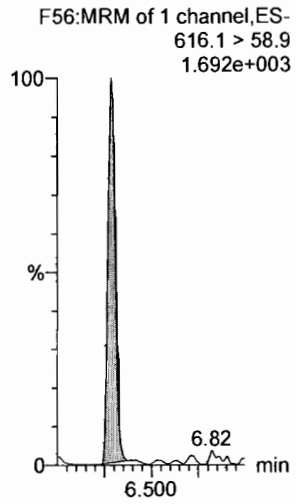

N-EtFOSE

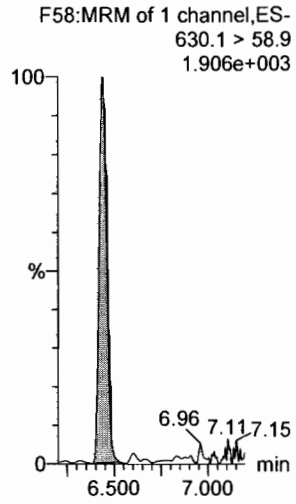

13C2-PFTeDA

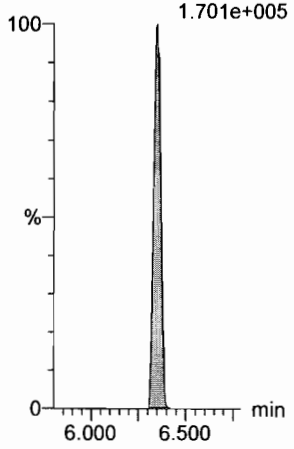

d5-N-ETFOSA

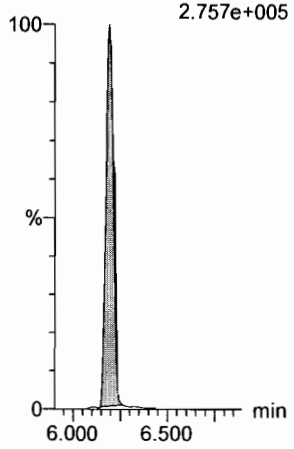

13C2-PFHxDA

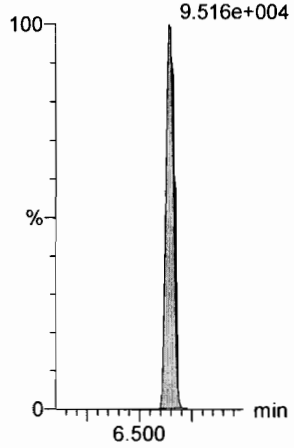

13C2-PFHxDA

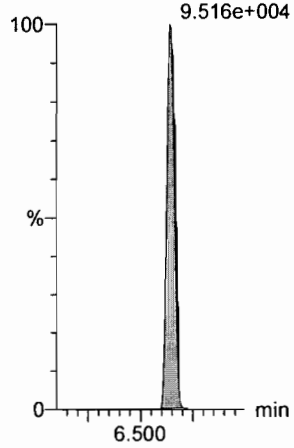

d7-N-MeFOSE

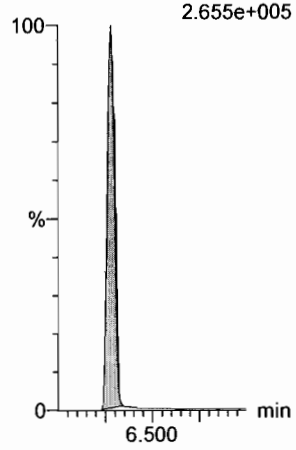

d9-N-EtFOSE

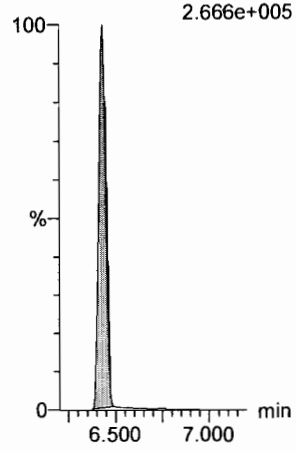

Dataset: F:\Projects\PFAS.PRO\Results\180724M1\180724M1-CRV.qld

Last Altered: Wednesday, July 25, 2018 08:26:55 Pacific Daylight Time
Printed: Wednesday, July 25, 2018 08:28:43 Pacific Daylight Time

Name: 180724M1_2, Date: 24-Jul-2018, Time: 21:19:44, ID: ST180724M1-1 PFC CS-2 18G1910, Description: PFC CS-2 18G1910

13C4-PFBA

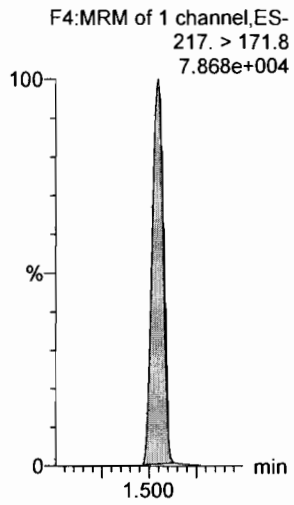

13C5-PFHxA

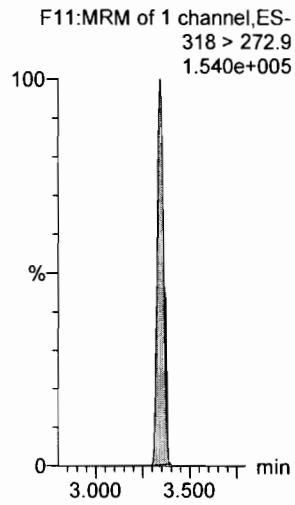

13C3-PFHxS

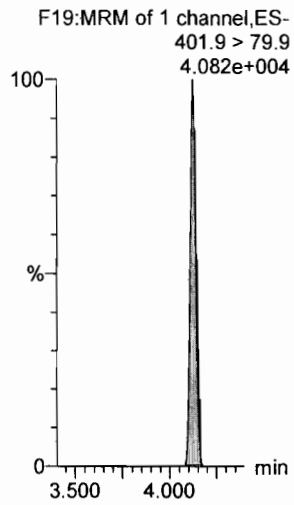

13C8-PFOA

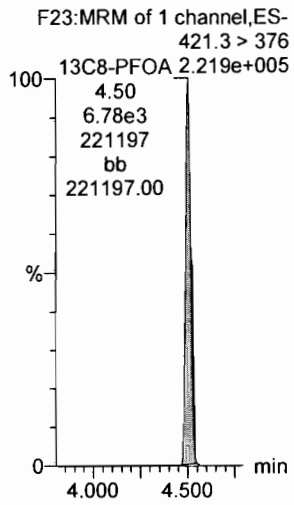

13C9-PFNA

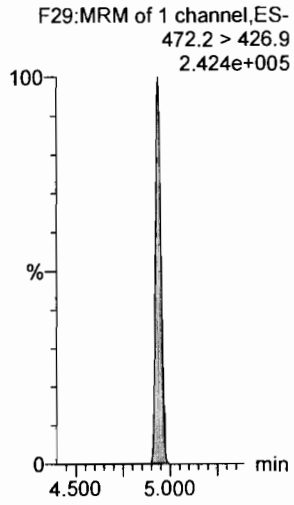

13C4-PFOS

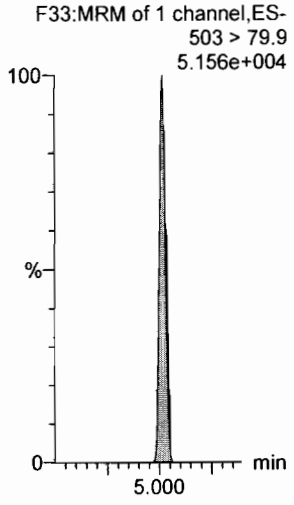

13C6-PFDA

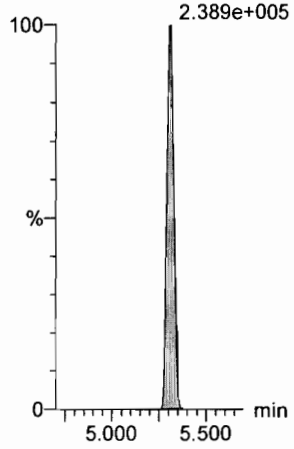

13C7-PFUdA



Dataset: F:\Projects\PFAS.PRO\Results\180724M1\180724M1-CRV.qld

Last Altered: Wednesday, July 25, 2018 08:26:55 Pacific Daylight Time
Printed: Wednesday, July 25, 2018 08:28:43 Pacific Daylight Time

Name: 180724M1_3, Date: 24-Jul-2018, Time: 21:30:08, ID: ST180724M1-2 PFC CS-1 18G1911, Description: PFC CS-1 18G1911

PFBA

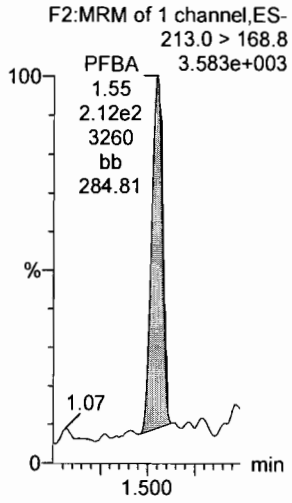

PFPeA

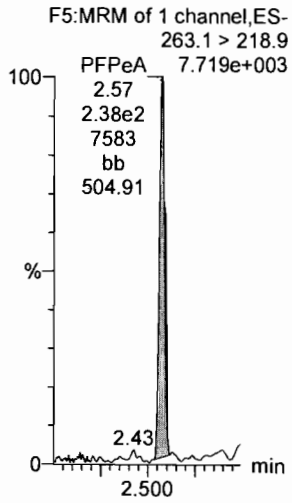

PFBS

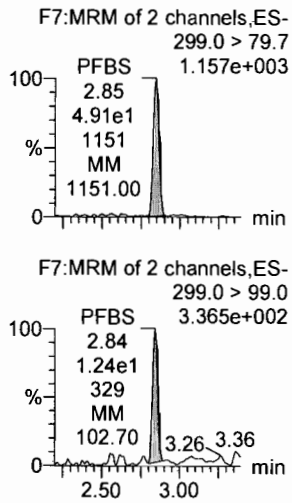

4:2 FTS

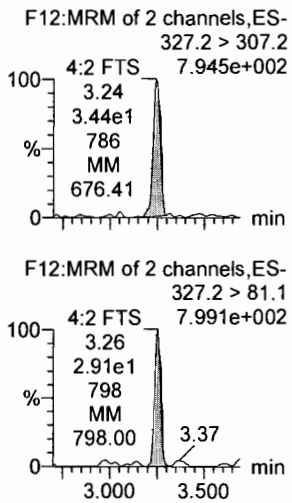

PFHxA

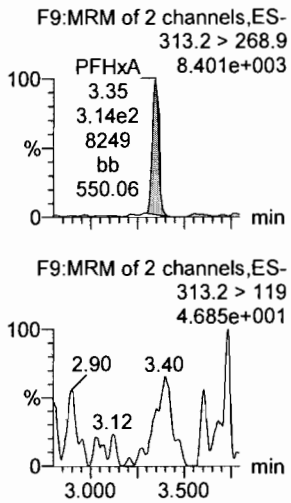

PFPeS

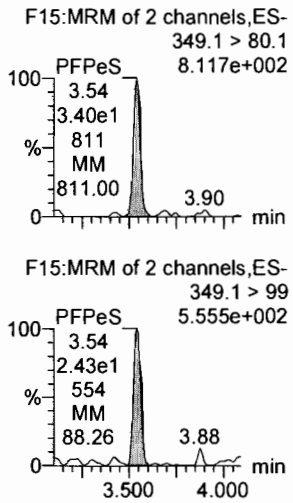

13C3-PFBA

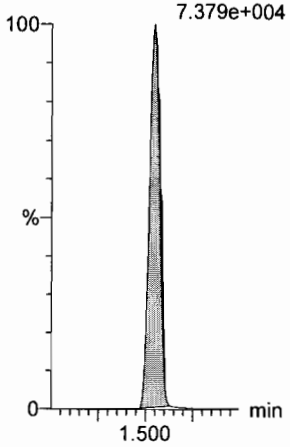

13C3-PFPeA

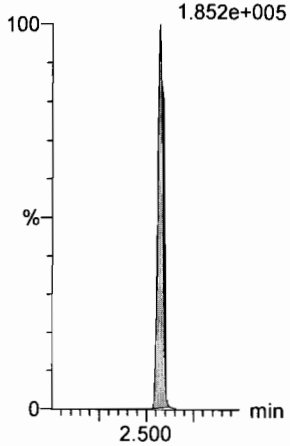

13C3-PFBS

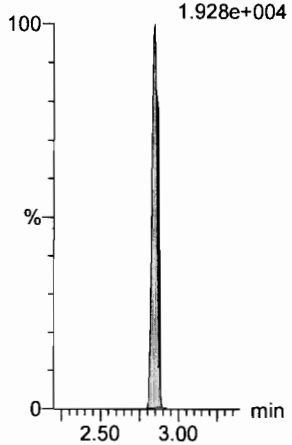

13C2-4:2 FTS

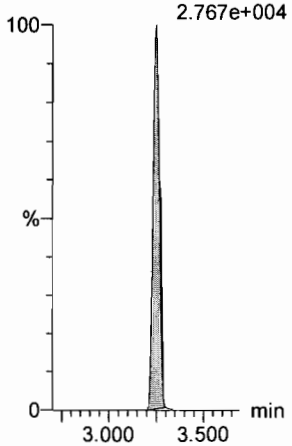

13C2-PFHxA

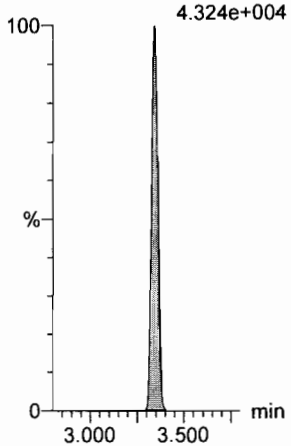

13C3-PFBS

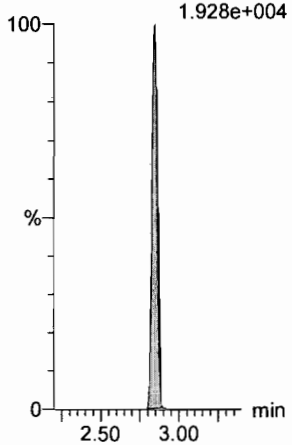

Dataset: F:\Projects\PFAS.PRO\Results\180724M1\180724M1-CRV.qld

Last Altered: Wednesday, July 25, 2018 08:26:55 Pacific Daylight Time
Printed: Wednesday, July 25, 2018 08:28:43 Pacific Daylight Time

Name: 180724M1_3, Date: 24-Jul-2018, Time: 21:30:08, ID: ST180724M1-2 PFC CS-1 18G1911, Description: PFC CS-1 18G1911

6:2 FTS

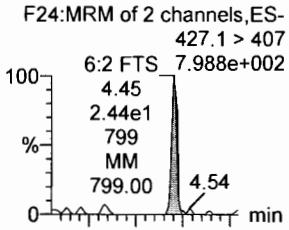

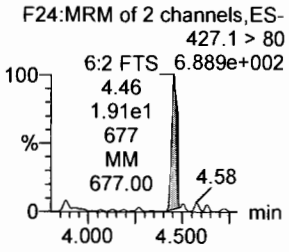

PFHpA

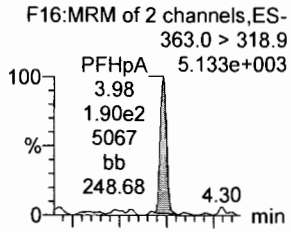

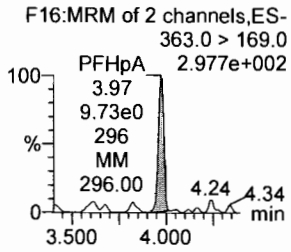

L-PFHxS

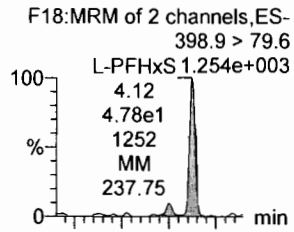

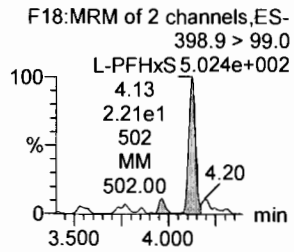

L-PFOA

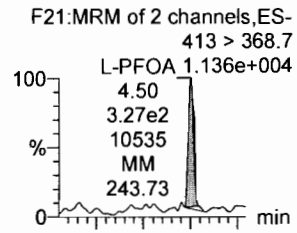

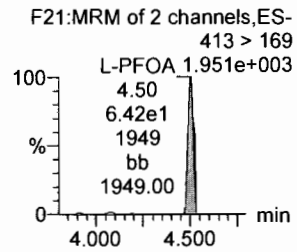

PFHpS

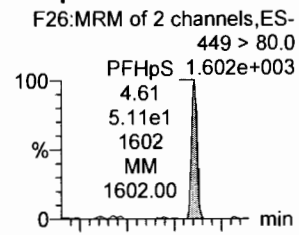

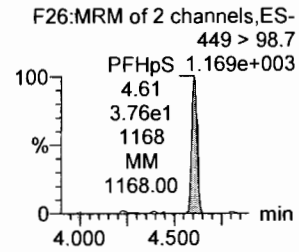

PFNA

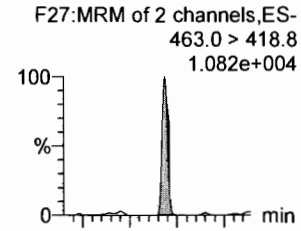

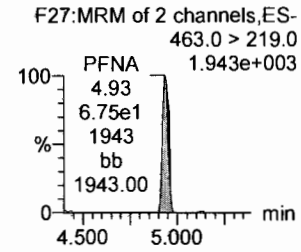

13C2-6:2 FTS

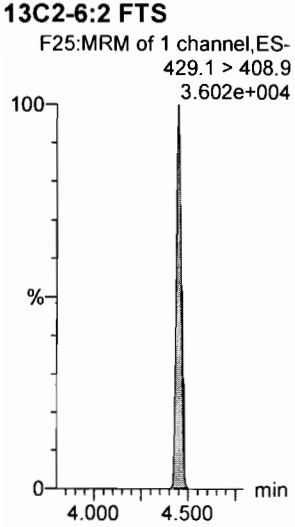

13C4-PFHpA

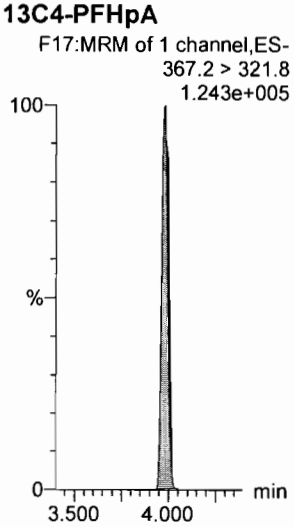

18O2-PFHxS

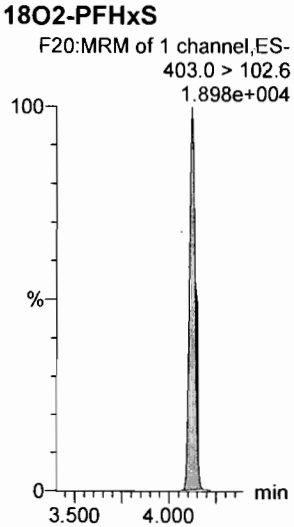

13C2-PFOA

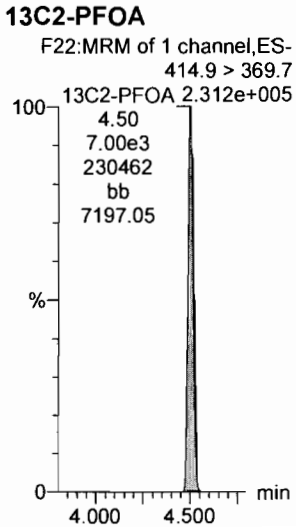

13C8-PFOS

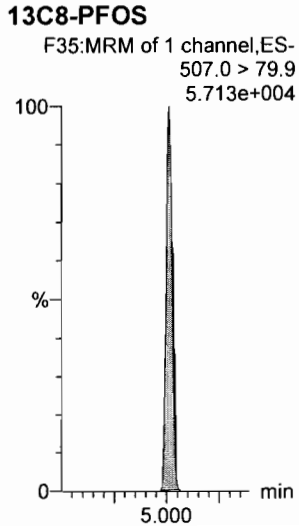

13C5-PFNA

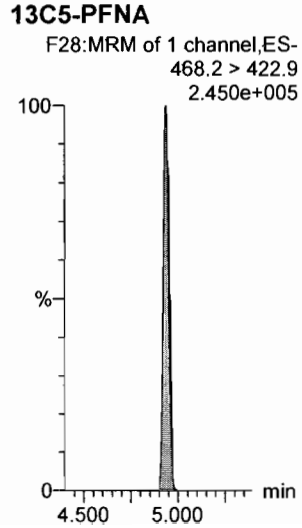

Dataset: F:\Projects\PFAS.PRO\Results\180724M1\180724M1-CRV.qld

Last Altered: Wednesday, July 25, 2018 08:26:55 Pacific Daylight Time
Printed: Wednesday, July 25, 2018 08:28:43 Pacific Daylight Time

Name: 180724M1_3, Date: 24-Jul-2018, Time: 21:30:08, ID: ST180724M1-2 PFC CS-1 18G1911, Description: PFC CS-1 18G1911

PFOSA

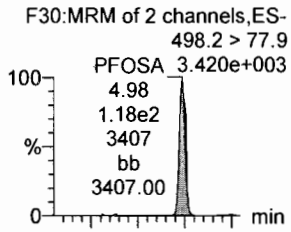

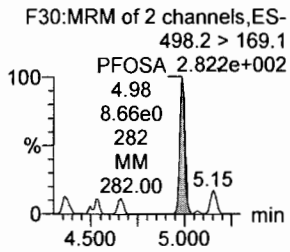

L-PFOS

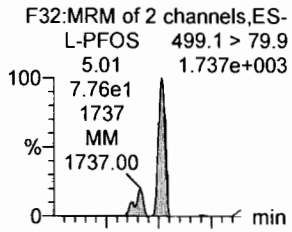

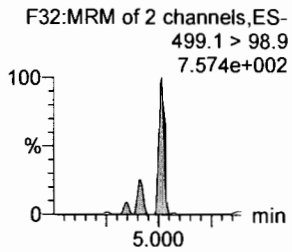

PFDA

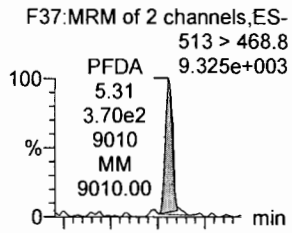

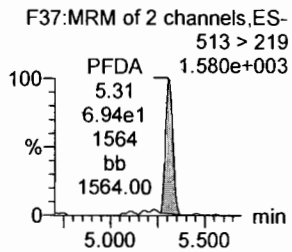

8:2 FTS

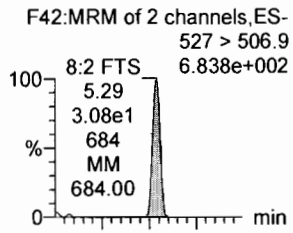

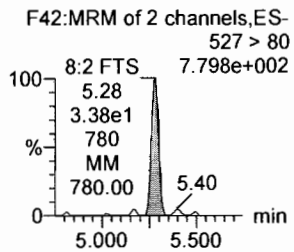

PFNS

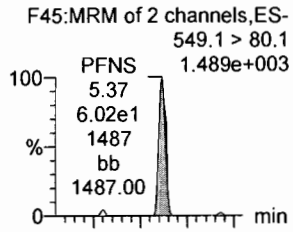

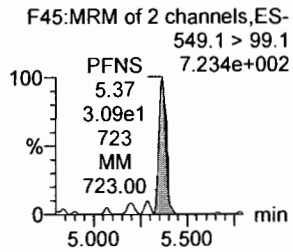

L-MeFOSAA

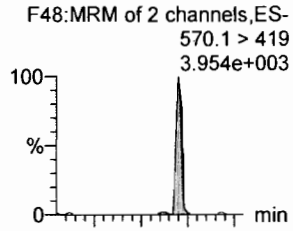

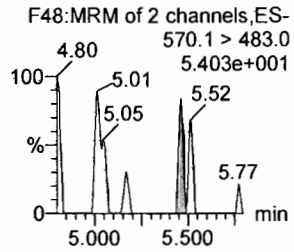

13C8-PFOSA

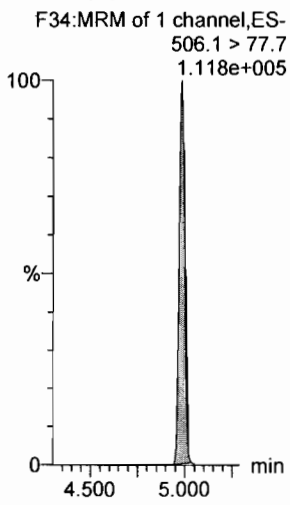

13C8-PFOS

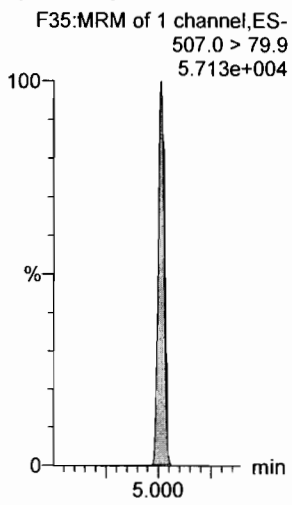

13C2-PFDA

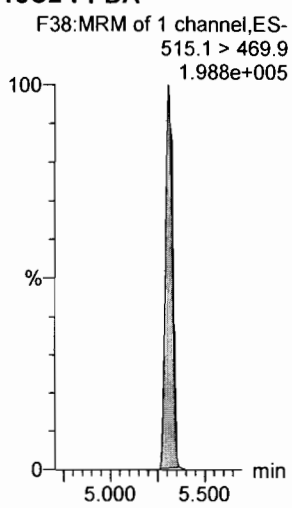

13C2-8:2 FTS

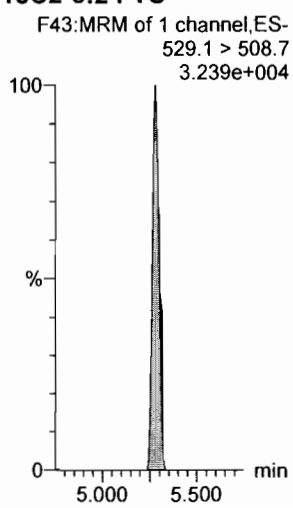

13C2-8:2 FTS

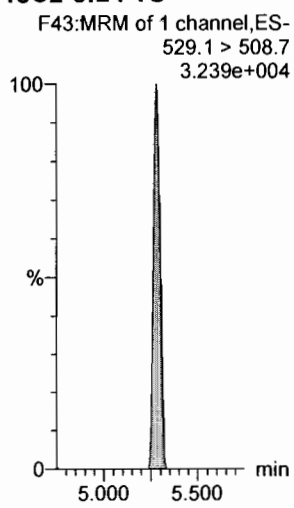

d3-N-MeFOSAA

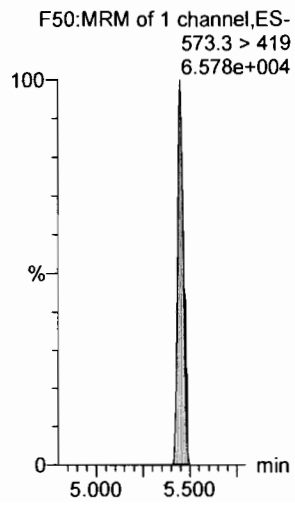

Dataset: F:\Projects\PFAS.PRO\Results\180724M1\180724M1-CRV.qld

Last Altered: Wednesday, July 25, 2018 08:26:55 Pacific Daylight Time
Printed: Wednesday, July 25, 2018 08:28:43 Pacific Daylight Time

Name: 180724M1_3, Date: 24-Jul-2018, Time: 21:30:08, ID: ST180724M1-2 PFC CS-1 18G1911, Description: PFC CS-1 18G1911

L-EtFOSAA

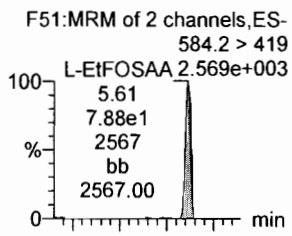

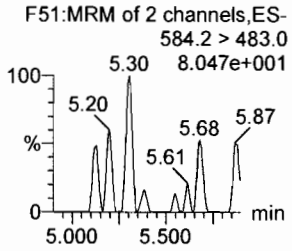

PFDoA

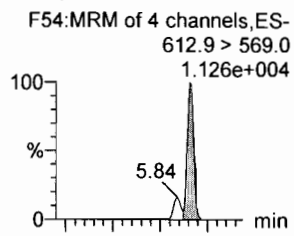

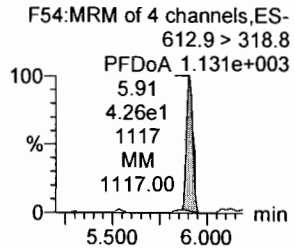

PFDS

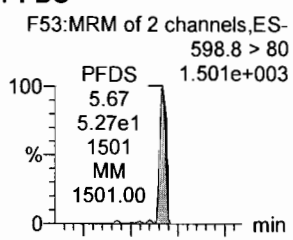

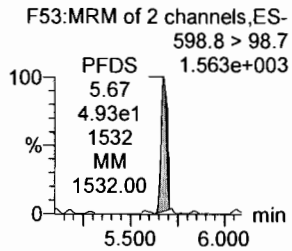

PFUdA

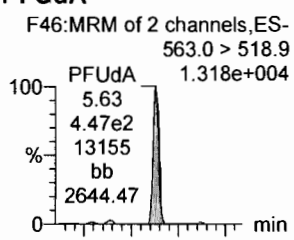

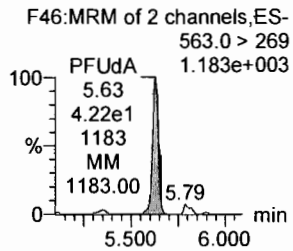

N-MeFOSA

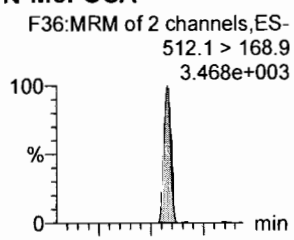

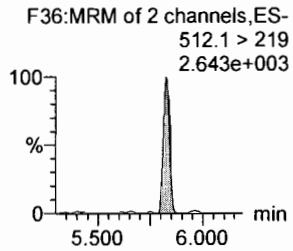

PFTrDA

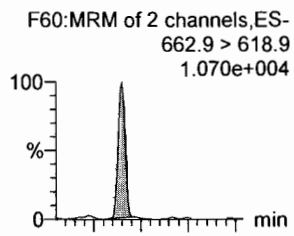

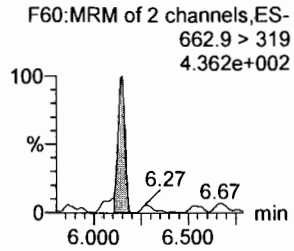

d5-N-EtFOSAA

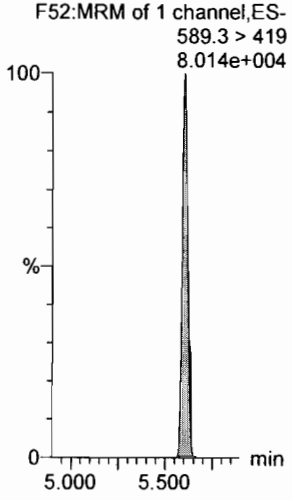

13C2-PFDoA

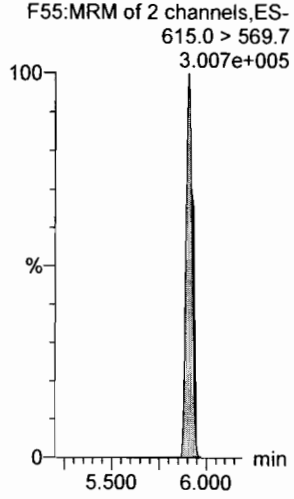

13C2-PFUdA

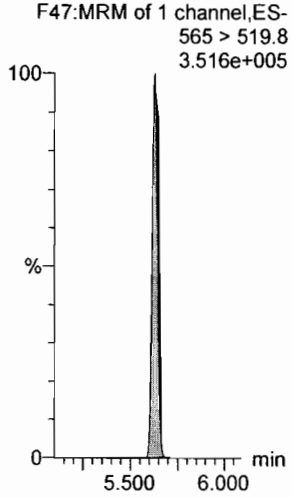

13C2-PFUdA

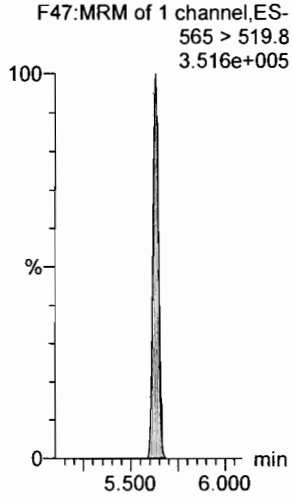

d3-N-MeFOSA

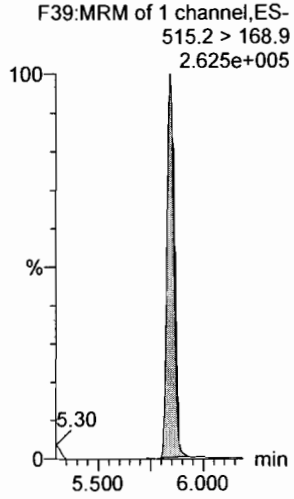

13C2-PFDoA

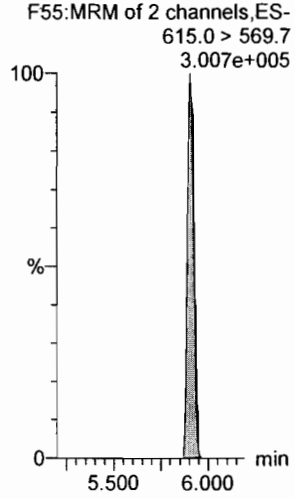

Dataset: F:\Projects\PFAS.PRO\Results\180724M1\180724M1-CRV.qld

Last Altered: Wednesday, July 25, 2018 08:26:55 Pacific Daylight Time
Printed: Wednesday, July 25, 2018 08:28:43 Pacific Daylight Time

Name: 180724M1_3, Date: 24-Jul-2018, Time: 21:30:08, ID: ST180724M1-2 PFC CS-1 18G1911, Description: PFC CS-1 18G1911

PFTeDA

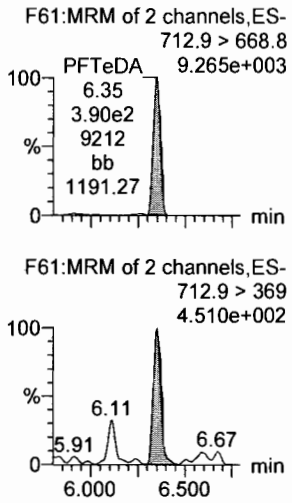

N-EtFOSA

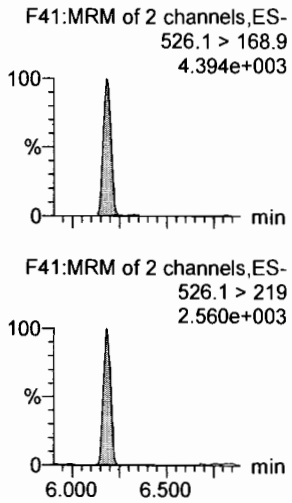

PFHxDA

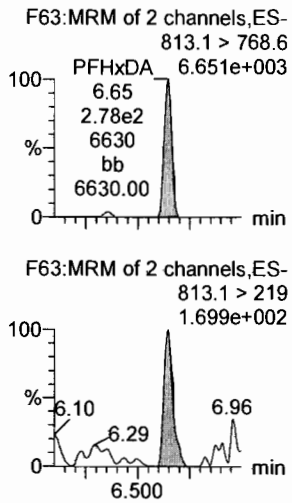

PFODA

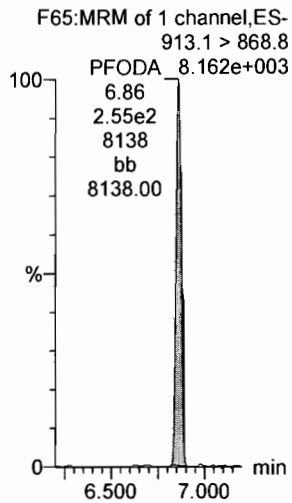

N-MeFOSE

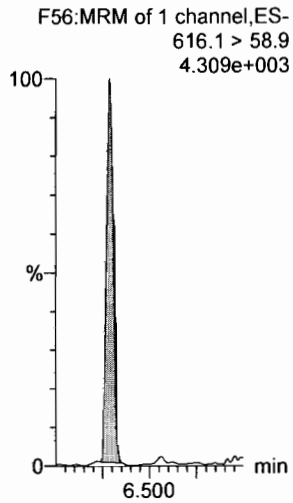

N-EtFOSE

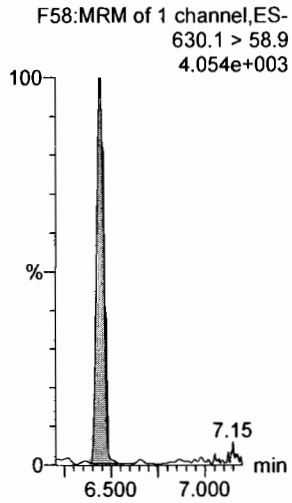

13C2-PFTeDA

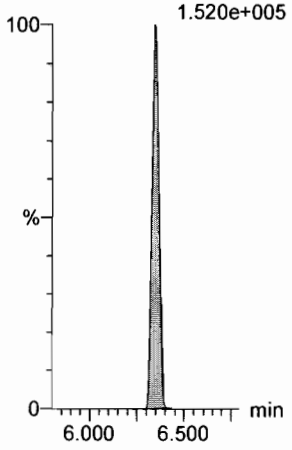

d5-N-ETFOSA

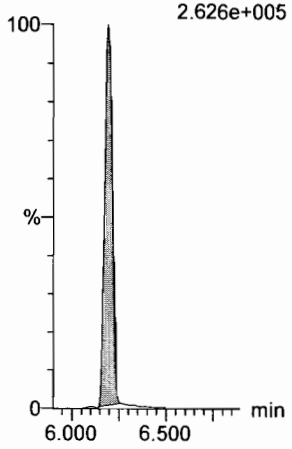

13C2-PFHxDA

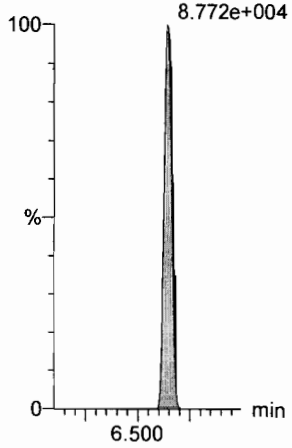

13C2-PFHxDA

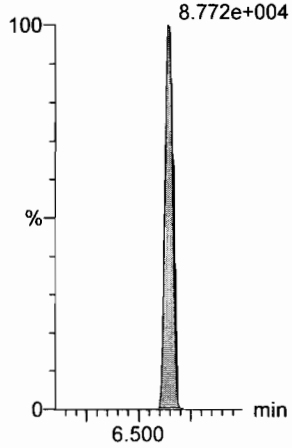

d7-N-MeFOSE

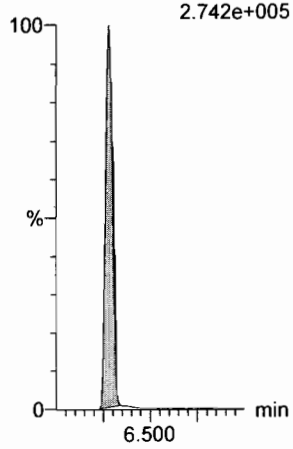

d9-N-EtFOSE

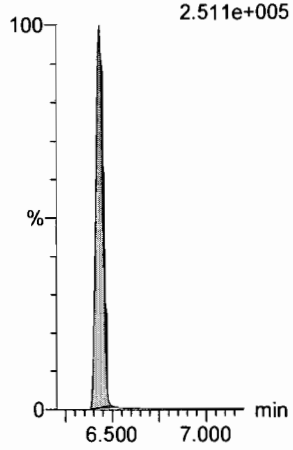

Dataset: F:\Projects\PFAS.PRO\Results\180724M1\180724M1-CRV.qld

Last Altered: Wednesday, July 25, 2018 08:26:55 Pacific Daylight Time
Printed: Wednesday, July 25, 2018 08:28:43 Pacific Daylight Time

Name: 180724M1_3, Date: 24-Jul-2018, Time: 21:30:08, ID: ST180724M1-2 PFC CS-1 18G1911, Description: PFC CS-1 18G1911

13C4-PFBA

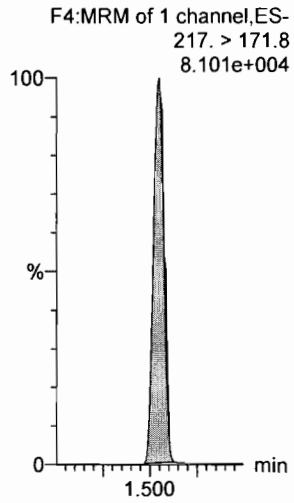

13C5-PFHxA

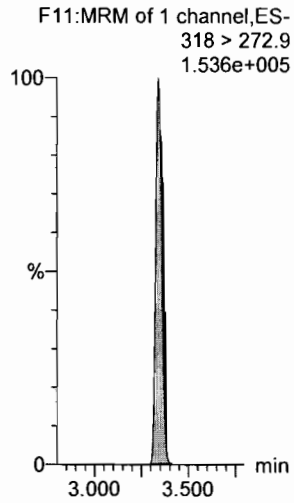

13C3-PFHxS

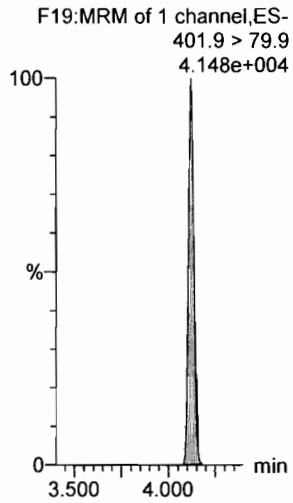

13C8-PFOA

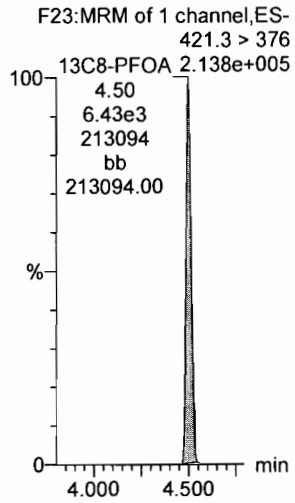

13C9-PFNA

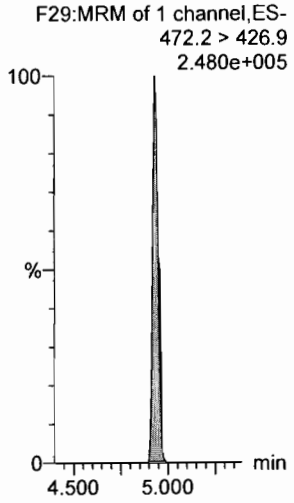

13C4-PFOS

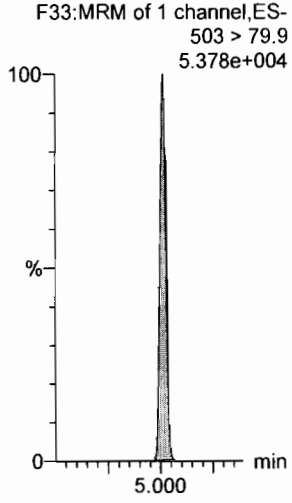

13C6-PFDA

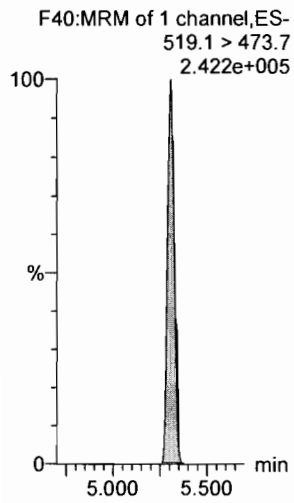

13C7-PFUdA

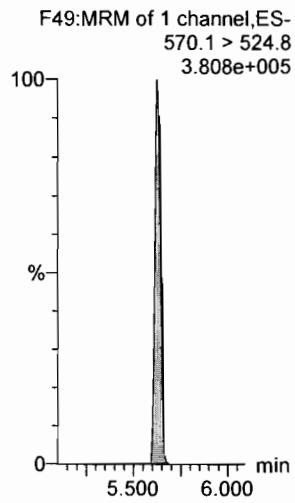

Dataset: F:\Projects\PFAS.PRO\Results\180724M1\180724M1-CRV.qld

Last Altered: Wednesday, July 25, 2018 08:26:55 Pacific Daylight Time
Printed: Wednesday, July 25, 2018 08:28:43 Pacific Daylight Time

Name: 180724M1_4, Date: 24-Jul-2018, Time: 21:40:38, ID: ST180724M1-3 PFC CS0 18G1912, Description: PFC CS0 18G1912

PFBA

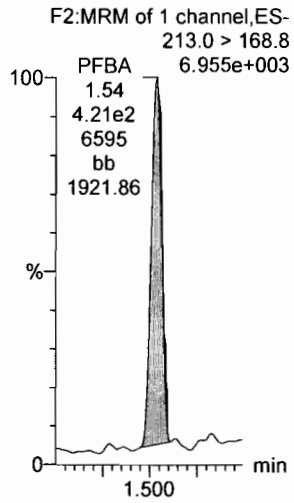

PFPeA

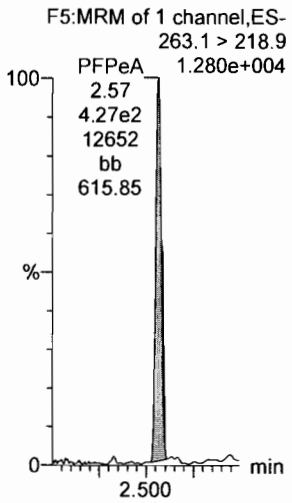

PFBS

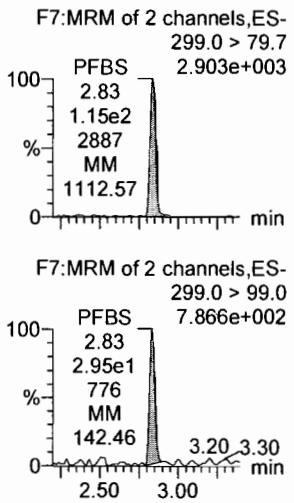

4:2 FTS

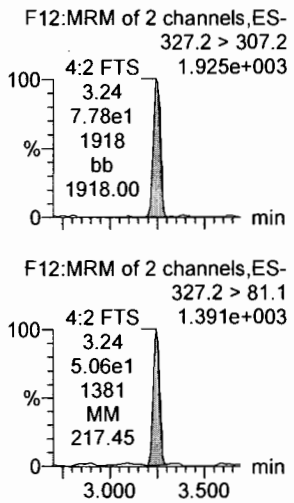

PFHxA

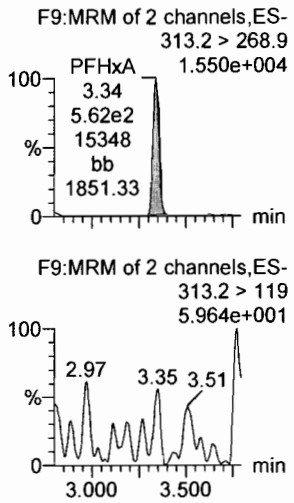

PFPeS

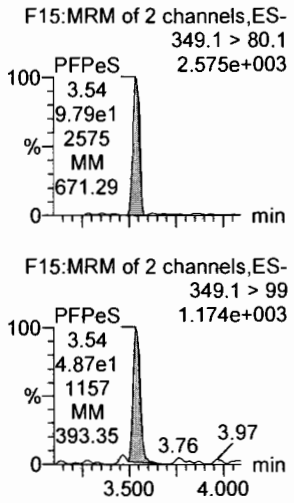

13C3-PFBA

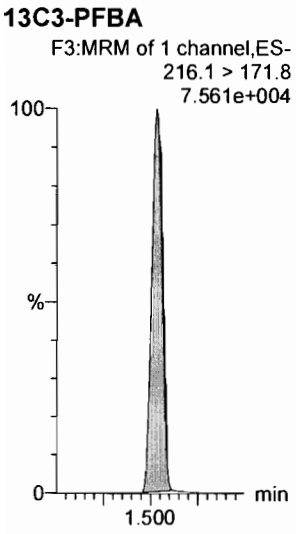

13C3-PFPeA

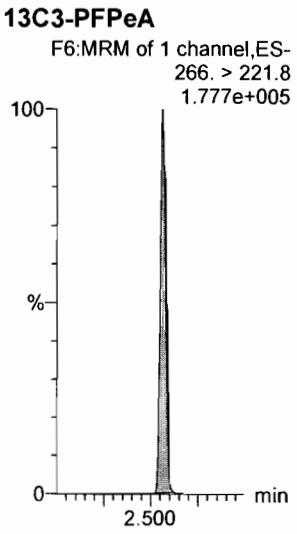

13C3-PFBS

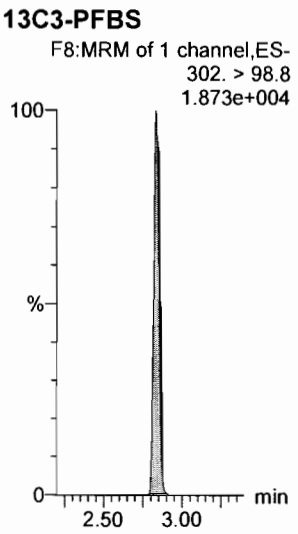

13C2-4:2 FTS

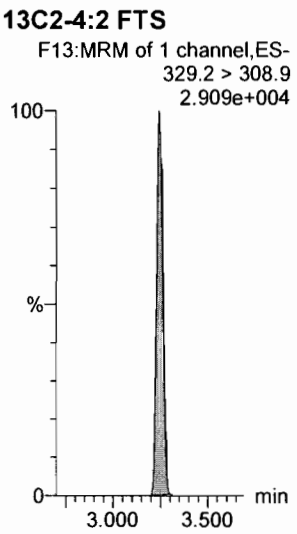

13C2-PFHxA

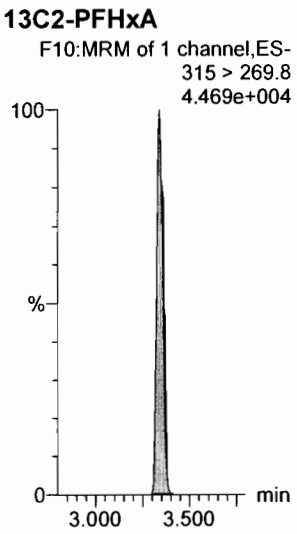

13C3-PFBS

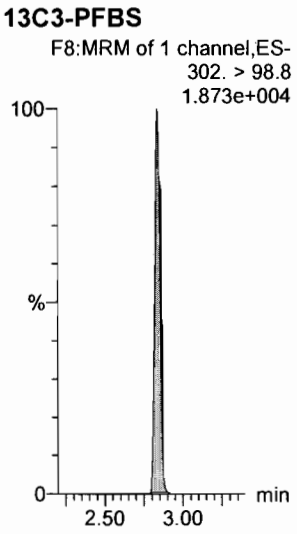

Dataset: F:\Projects\PFAS.PRO\Results\180724M1\180724M1-CRV.qld

Last Altered: Wednesday, July 25, 2018 08:26:55 Pacific Daylight Time
Printed: Wednesday, July 25, 2018 08:28:43 Pacific Daylight Time

Name: 180724M1_4, Date: 24-Jul-2018, Time: 21:40:38, ID: ST180724M1-3 PFC CS0 18G1912, Description: PFC CS0 18G1912

6:2 FTS

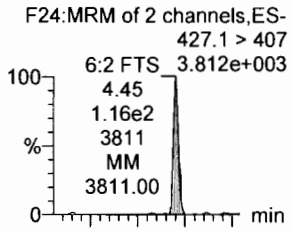

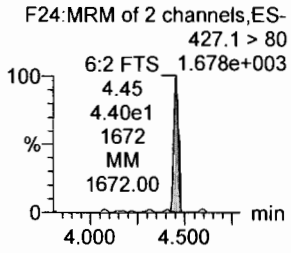

PFHpA

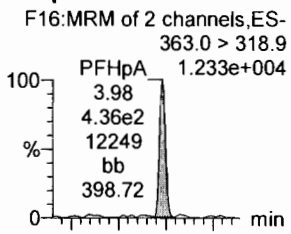

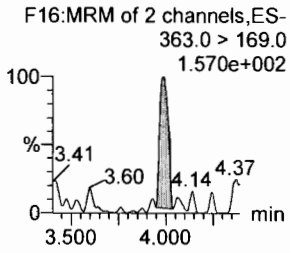

L-PFHxS

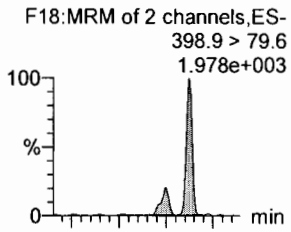

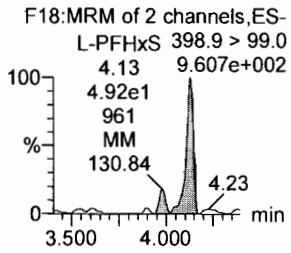

L-PFOA

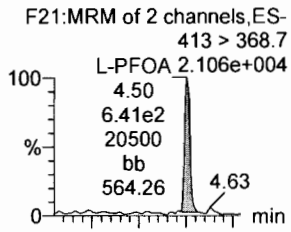

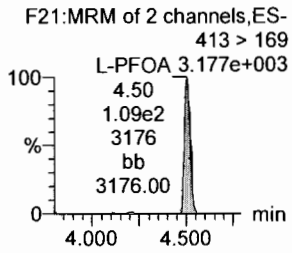

PFHpS

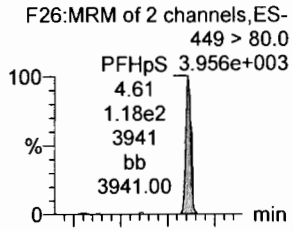

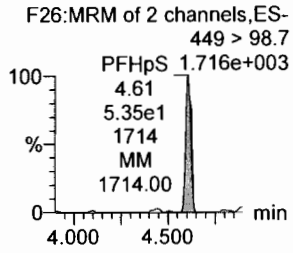

PFNA

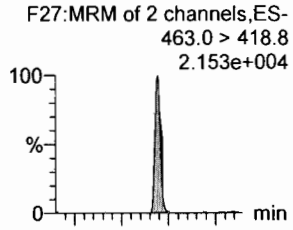

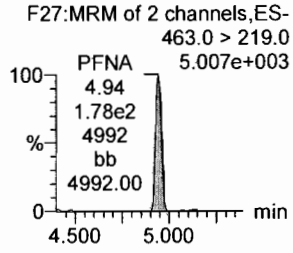

13C2-6:2 FTS

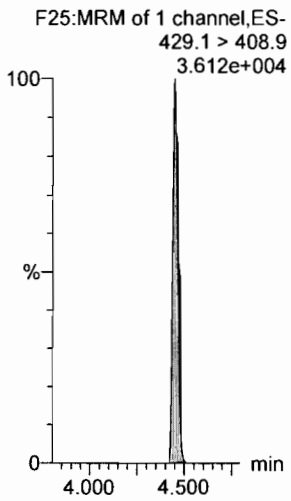

13C4-PFHpA

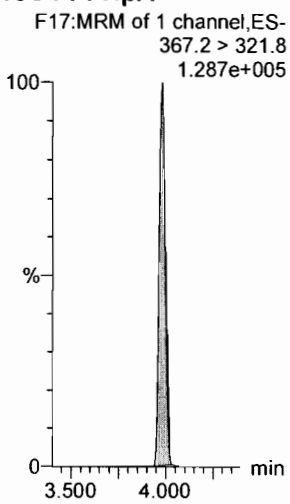

18O2-PFHxS

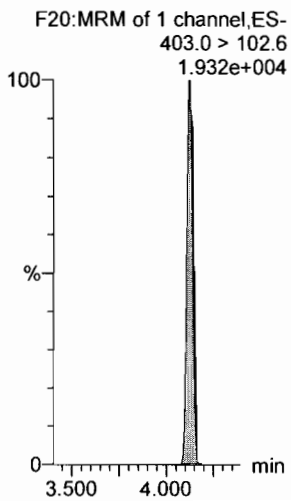

13C2-PFOA

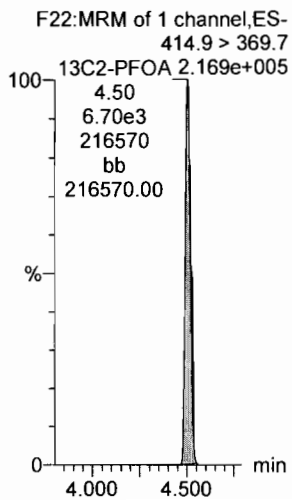

13C8-PFOS

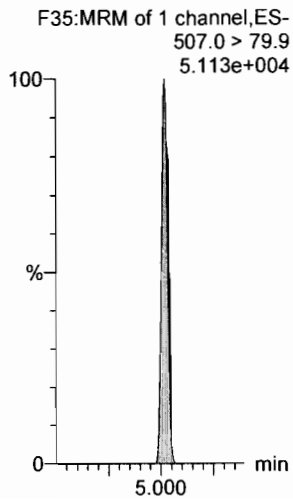

13C5-PFNA

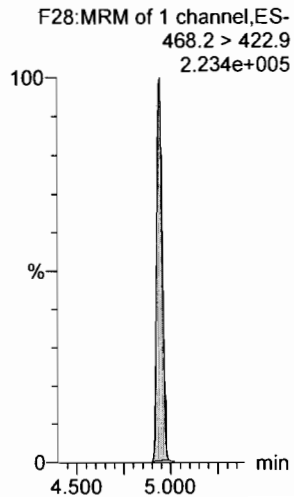

Dataset: F:\Projects\PFAS.PRO\Results\180724M1\180724M1-CRV.qld

Last Altered: Wednesday, July 25, 2018 09:45:29 Pacific Daylight Time
Printed: Wednesday, July 25, 2018 09:45:54 Pacific Daylight Time

Name: 180724M1_4, Date: 24-Jul-2018, Time: 21:40:38, ID: ST180724M1-3 PFC CS0 18G1912, Description: PFC CS0 18G1912

PFOSA

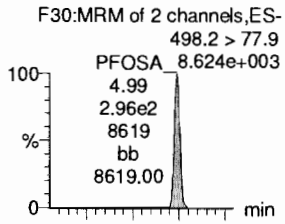

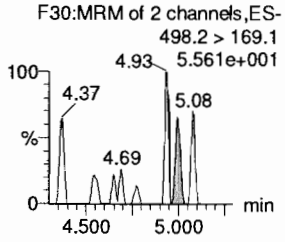

L-PFOS

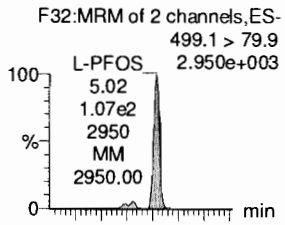

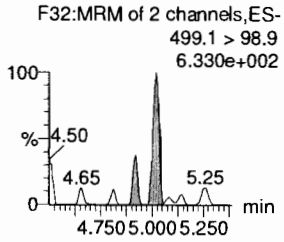

PFDA

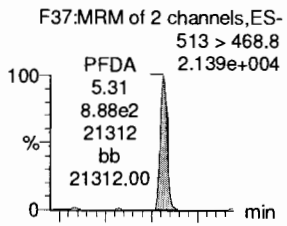

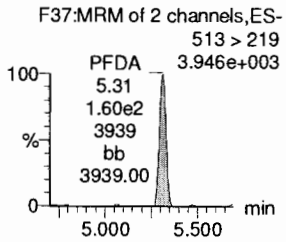

8:2 FTS

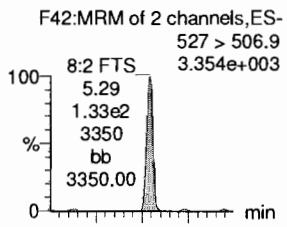

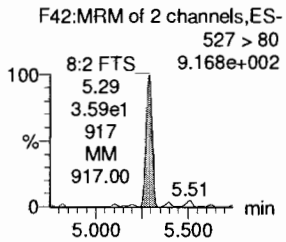

PFNS

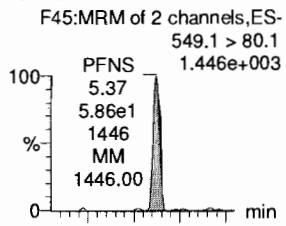

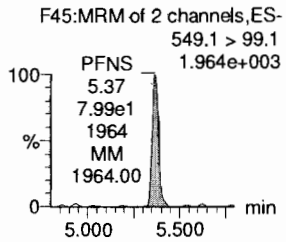

L-MeFOSAA

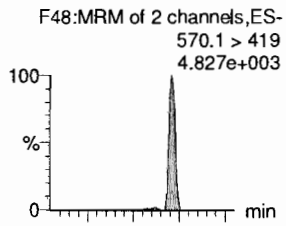

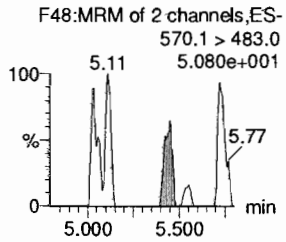

13C8-PFOSA

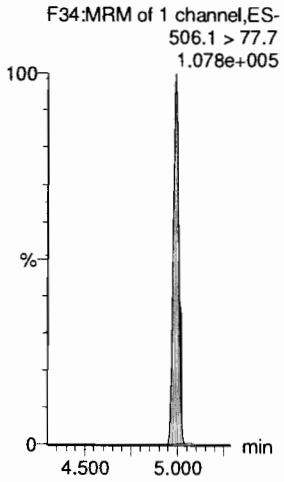

13C8-PFOS

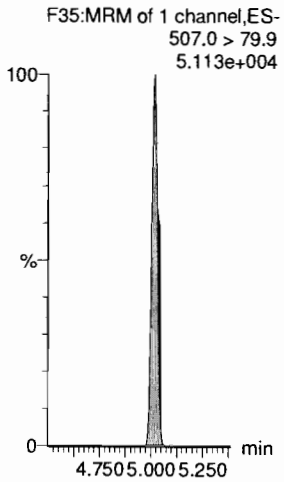

13C2-PFDA

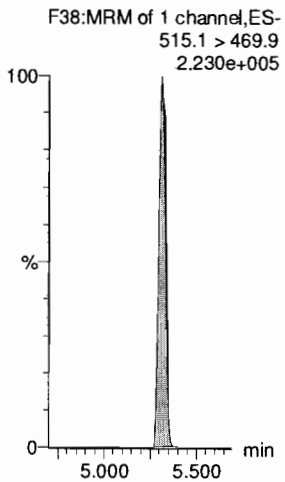

13C2-8:2 FTS

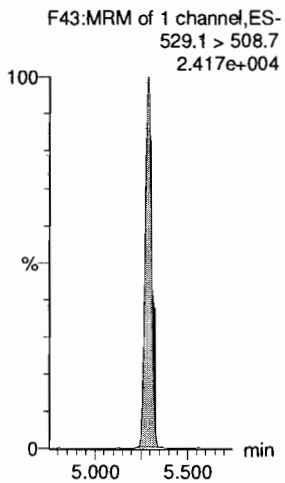

13C2-8:2 FTS

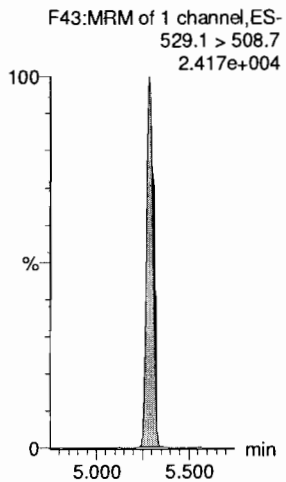

d3-N-MeFOSAA

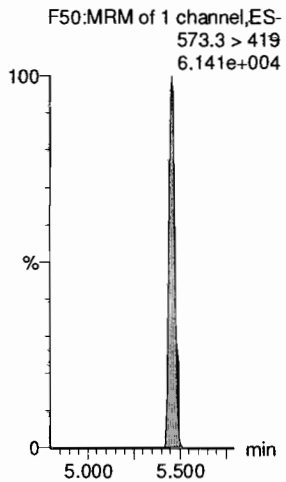

Dataset: F:\Projects\PFAS.PRO\Results\180724M1\180724M1-CRV.qld

Last Altered: Wednesday, July 25, 2018 08:26:55 Pacific Daylight Time
Printed: Wednesday, July 25, 2018 08:28:43 Pacific Daylight Time

Name: 180724M1_4, Date: 24-Jul-2018, Time: 21:40:38, ID: ST180724M1-3 PFC CS0 18G1912, Description: PFC CS0 18G1912

L-EtFOSAA

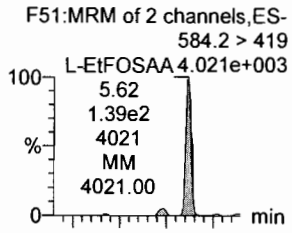

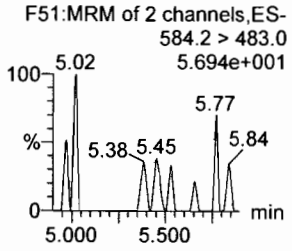

PFDoA

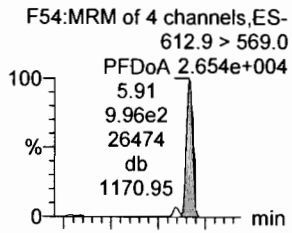

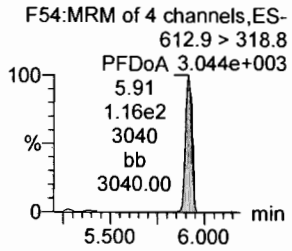

PFDS

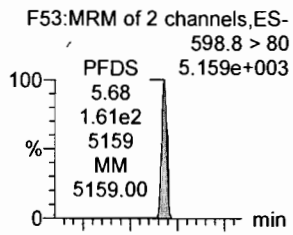

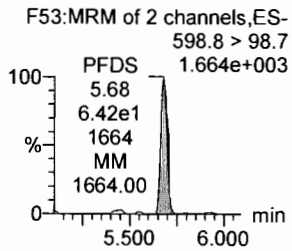

PFUdA

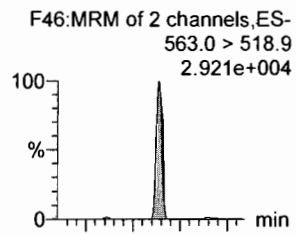

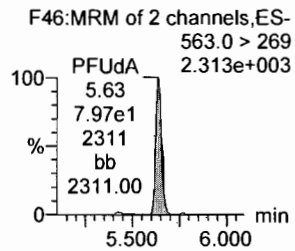

N-MeFOSA

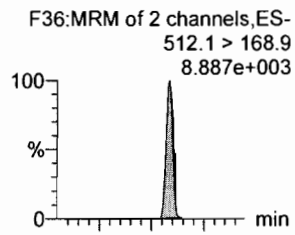

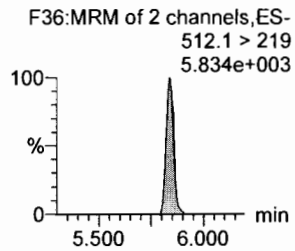

PFTrDA

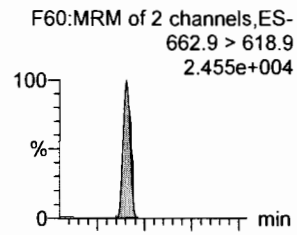

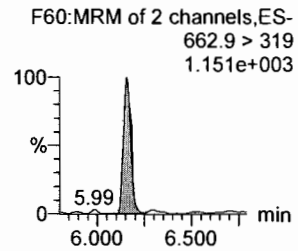

d5-N-EtFOSAA

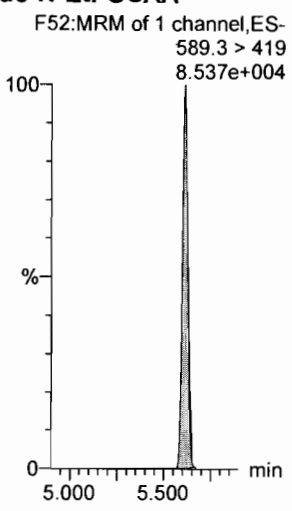

13C2-PFDoA

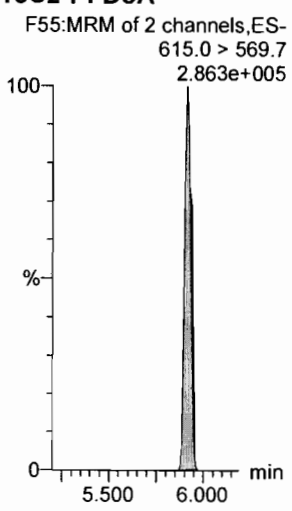

13C2-PFUdA

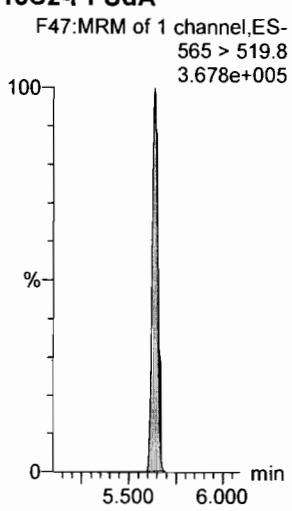

13C2-PFUdA

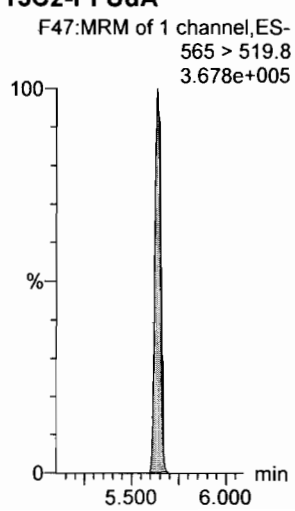

d3-N-MeFOSA

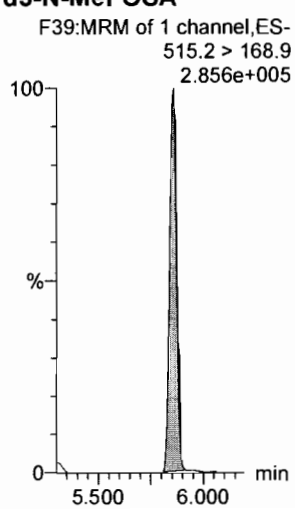

13C2-PFDoA

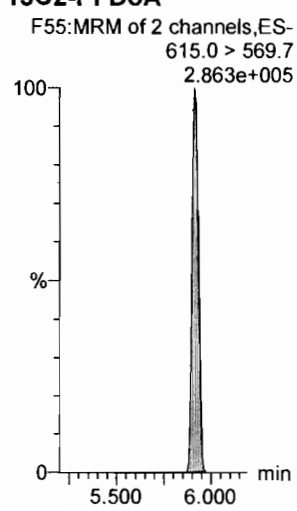

Dataset: F:\Projects\PFAS.PRO\Results\180724M1\180724M1-CRV.qld

Last Altered: Wednesday, July 25, 2018 08:26:55 Pacific Daylight Time
Printed: Wednesday, July 25, 2018 08:28:43 Pacific Daylight Time

Name: 180724M1_4, Date: 24-Jul-2018, Time: 21:40:38, ID: ST180724M1-3 PFC CS0 18G1912, Description: PFC CS0 18G1912

PFTeDA

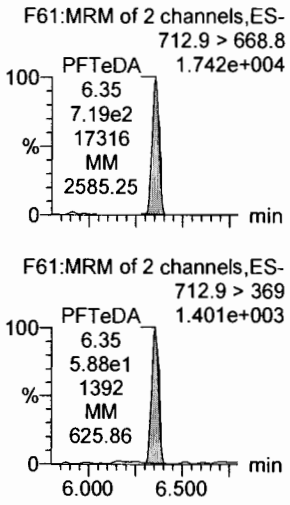

N-EtFOSA

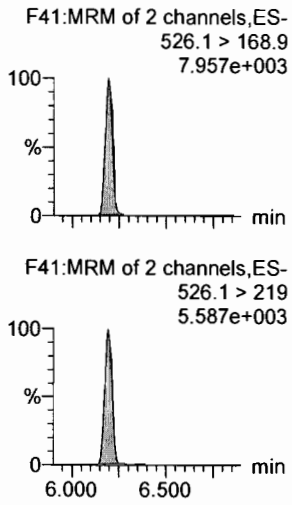

PFHxDA

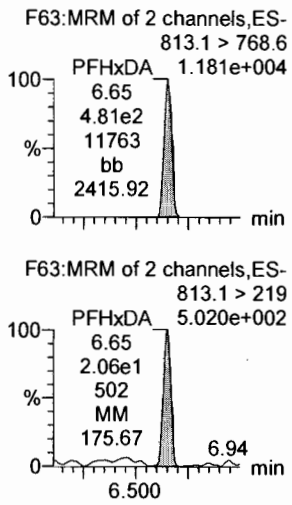

PFODA

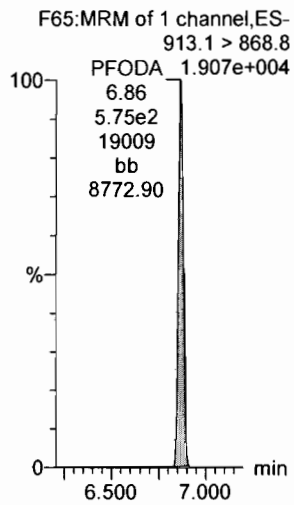

N-MeFOSE

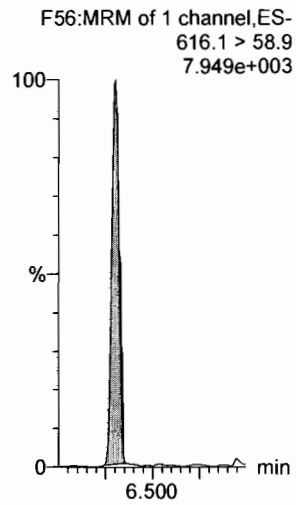

N-EtFOSE

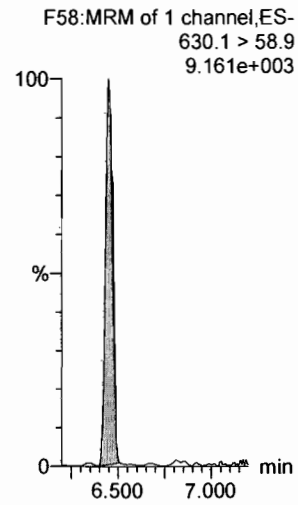

13C2-PFTeDA

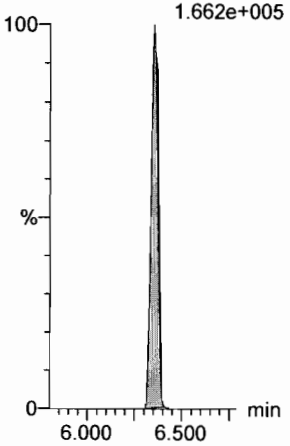

d5-N-ETFOSA

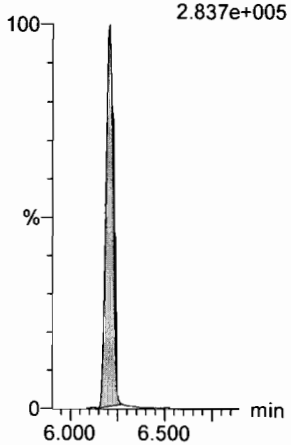

13C2-PFHxDA

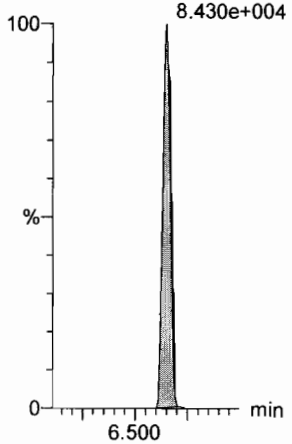

13C2-PFHxDA

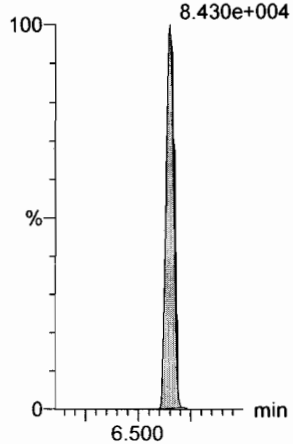

d7-N-MeFOSE

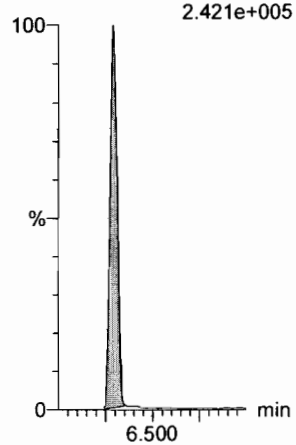

d9-N-EtFOSE

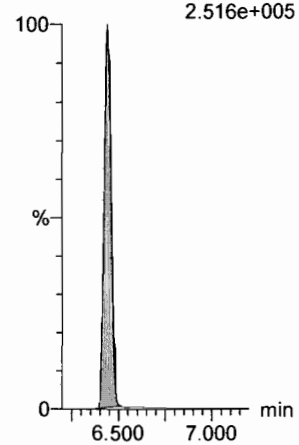

Dataset: F:\Projects\PFAS.PRO\Results\180724M1\180724M1-CRV.qld

Last Altered: Wednesday, July 25, 2018 08:26:55 Pacific Daylight Time
Printed: Wednesday, July 25, 2018 08:28:43 Pacific Daylight Time

Name: 180724M1_4, Date: 24-Jul-2018, Time: 21:40:38, ID: ST180724M1-3 PFC CS0 18G1912, Description: PFC CS0 18G1912

13C4-PFBA

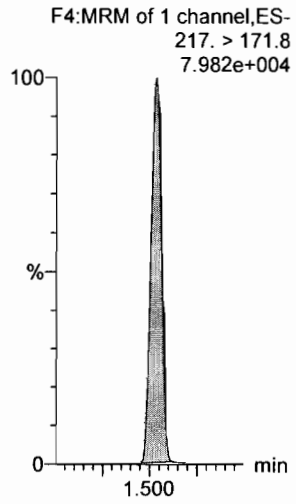

13C5-PFHxA

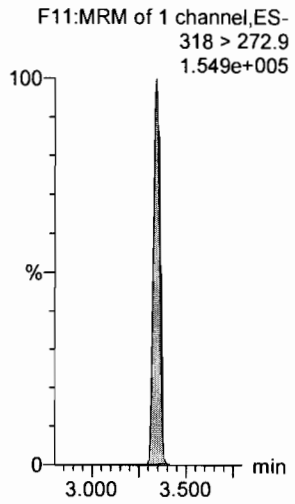

13C3-PFHxS

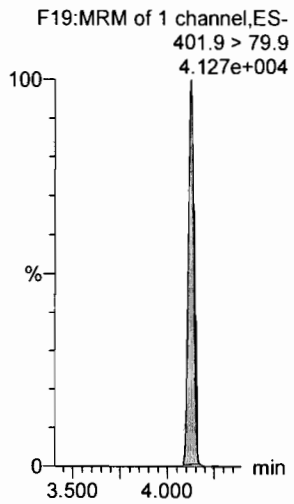

13C8-PFOA

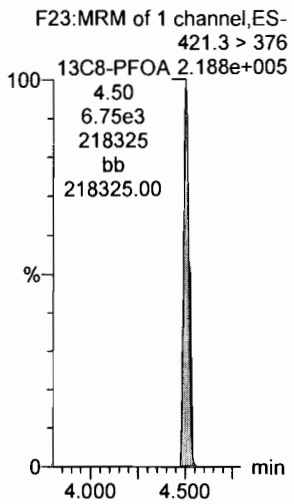

13C9-PFNA

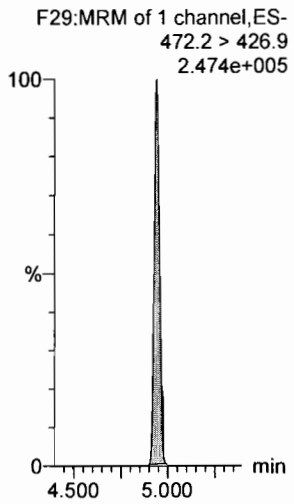

13C4-PFOS

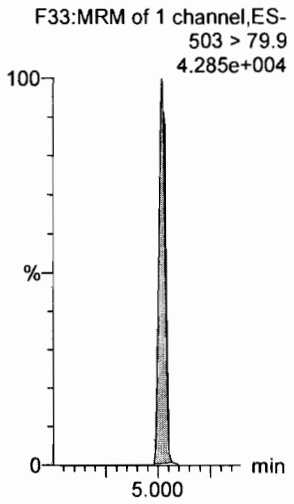

13C6-PFDA

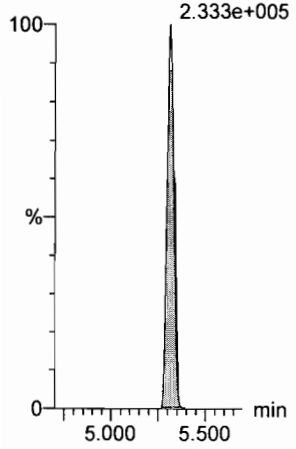

13C7-PFUdA

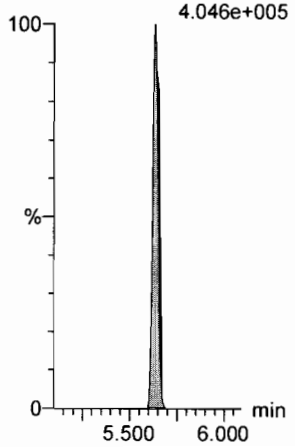

Dataset: F:\Projects\PFAS.PRO\Results\180724M1\180724M1-CRV.qld

Last Altered: Wednesday, July 25, 2018 08:26:55 Pacific Daylight Time
Printed: Wednesday, July 25, 2018 08:28:43 Pacific Daylight Time

Name: 180724M1_5, Date: 24-Jul-2018, Time: 21:51:09, ID: ST180724M1-4 PFC CS1 18G1913, Description: PFC CS1 18G1913

PFBA

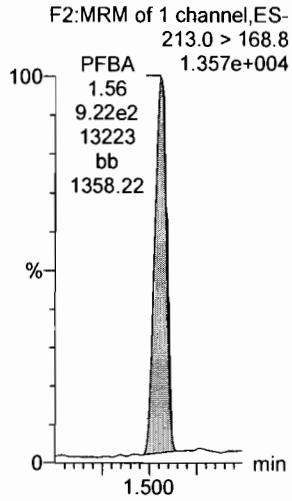

PFPeA

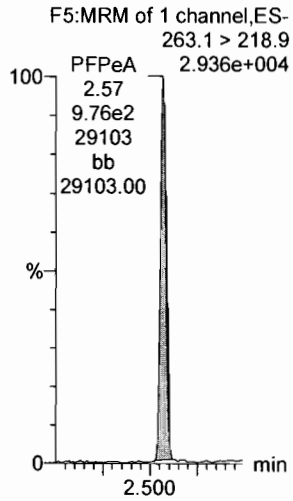

PFBS

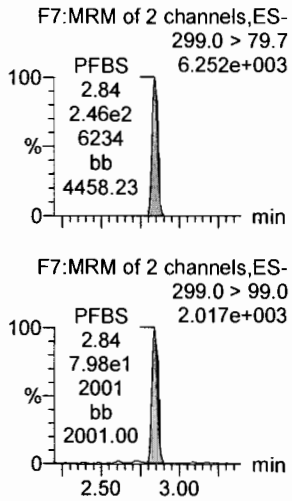

4:2 FTS

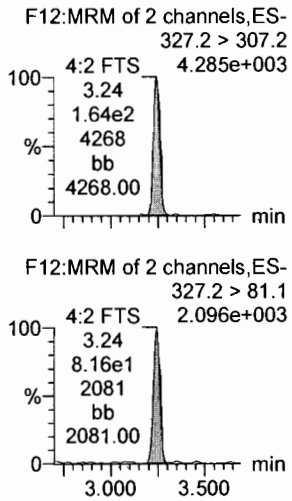

PFHxA

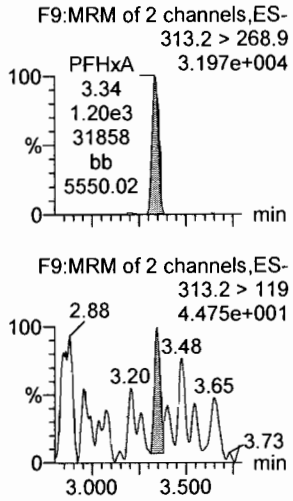

PFPeS

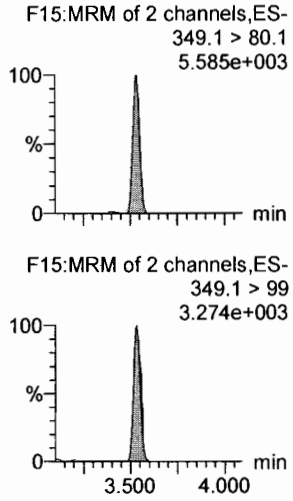

13C3-PFBA

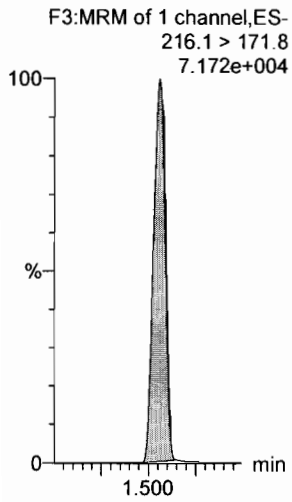

13C3-PFPeA

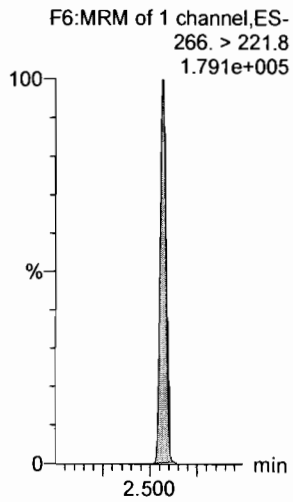

13C3-PFBS

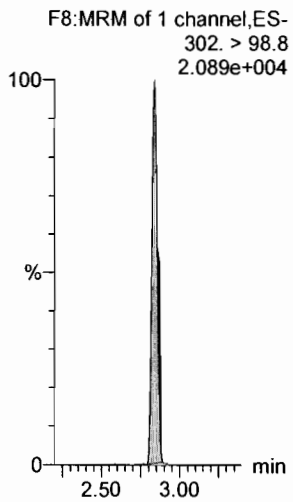

13C2-4:2 FTS

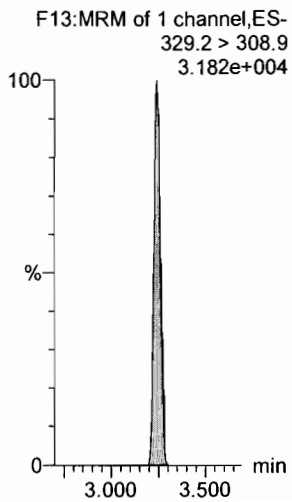

13C2-PFHxA

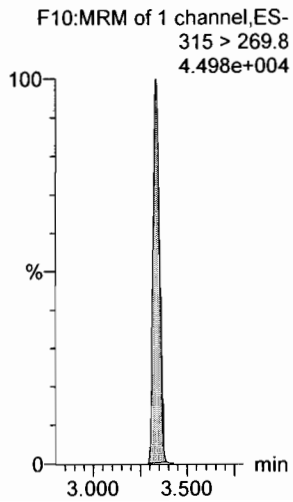

13C3-PFBS

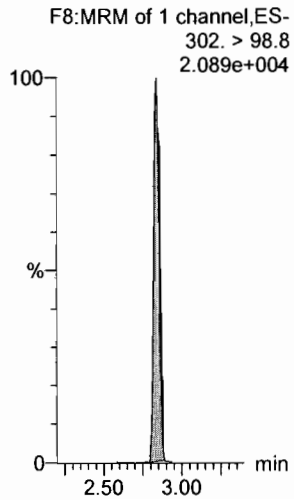

Dataset: F:\Projects\PFAS.PRO\Results\180724M1\180724M1-CRV.qld

Last Altered: Wednesday, July 25, 2018 08:26:55 Pacific Daylight Time
Printed: Wednesday, July 25, 2018 08:28:43 Pacific Daylight Time

Name: 180724M1_5, Date: 24-Jul-2018, Time: 21:51:09, ID: ST180724M1-4 PFC CS1 18G1913, Description: PFC CS1 18G1913

6:2 FTS

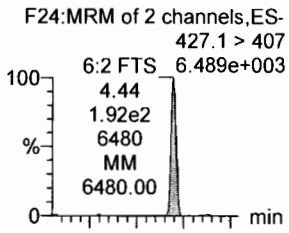

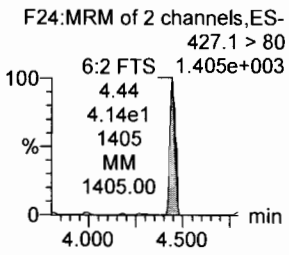

PFHpA

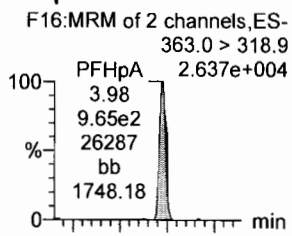

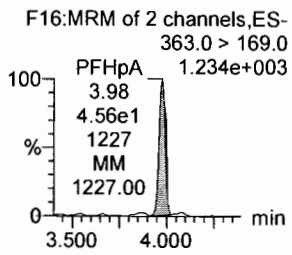

L-PFHxS

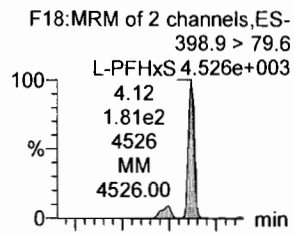

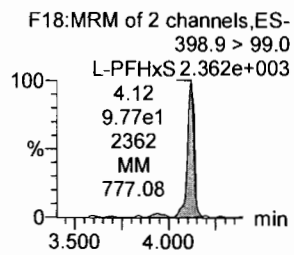

L-PFOA

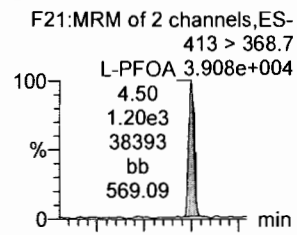

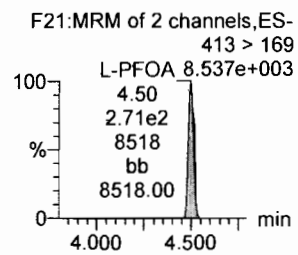

PFHpS

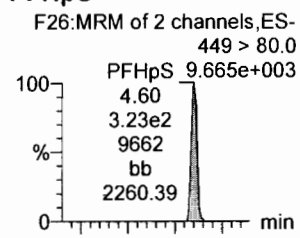

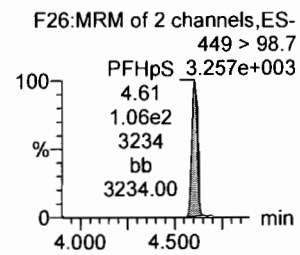

PFNA

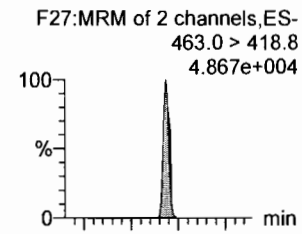

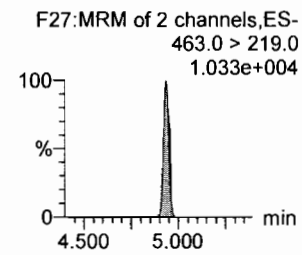

13C2-6:2 FTS

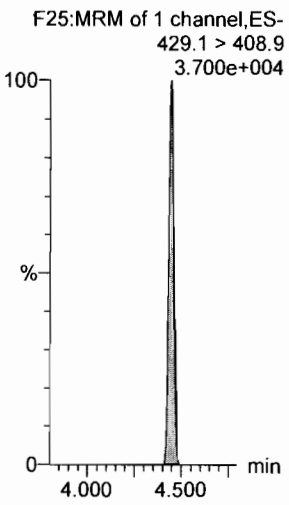

13C4-PFHpA

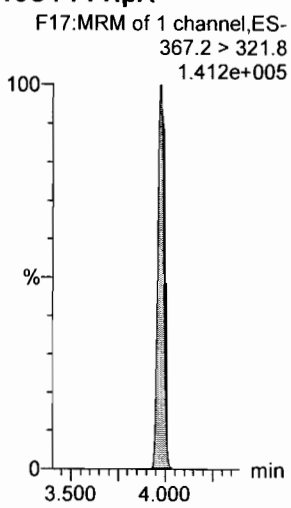

18O2-PFHxS

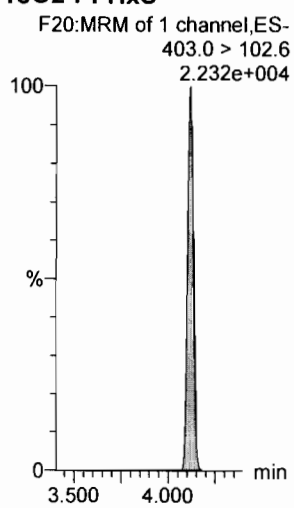

13C2-PFOA

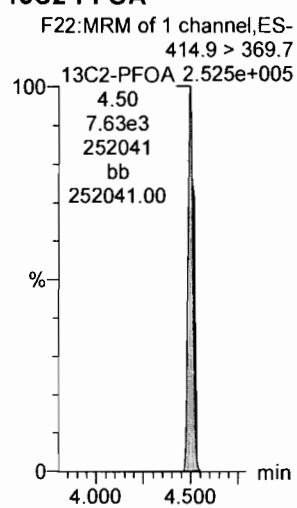

13C8-PFOS

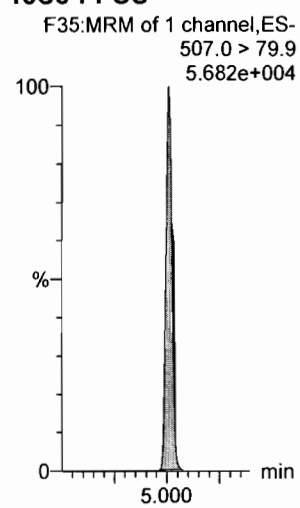

13C5-PFNA

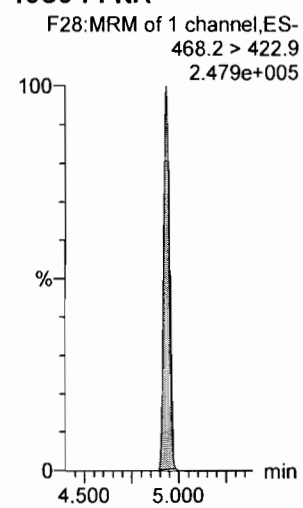

Dataset: F:\Projects\PFAS.PRO\Results\180724M1\180724M1-CRV.qld

Last Altered: Wednesday, July 25, 2018 08:26:55 Pacific Daylight Time
Printed: Wednesday, July 25, 2018 08:28:43 Pacific Daylight Time

Name: 180724M1_5, Date: 24-Jul-2018, Time: 21:51:09, ID: ST180724M1-4 PFC CS1 18G1913, Description: PFC CS1 18G1913

PFOSA

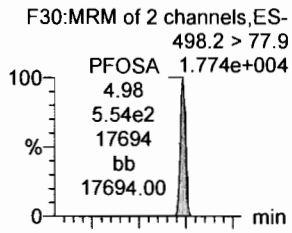

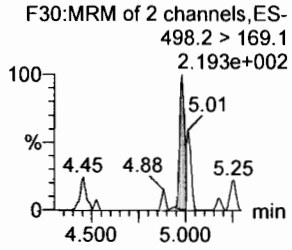

L-PFOS

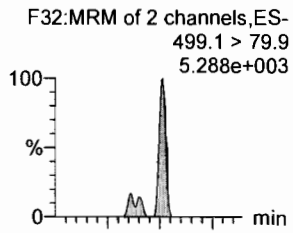

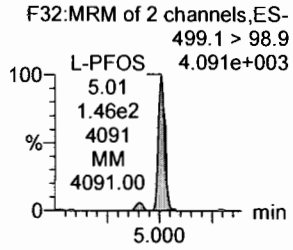

PFDA

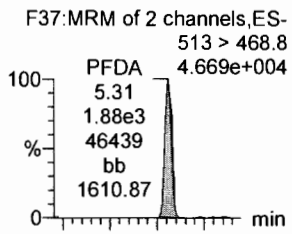

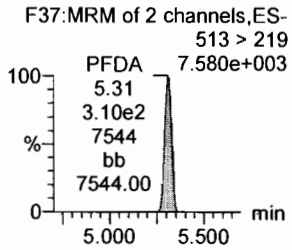

8:2 FTS

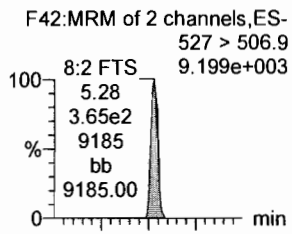

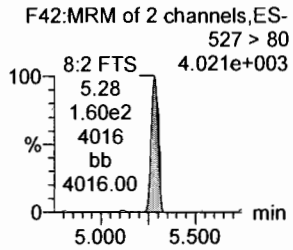

PFNS

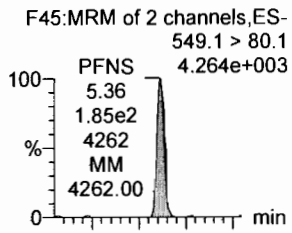

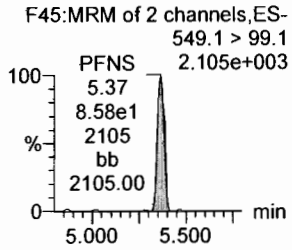

L-MeFOSAA

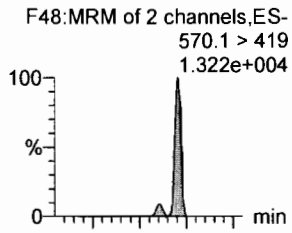

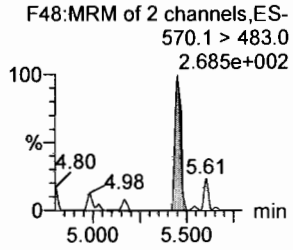

13C8-PFOSA

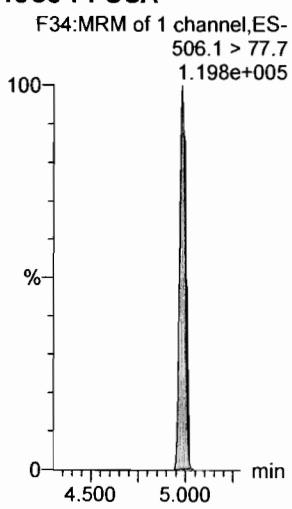

13C8-PFOS

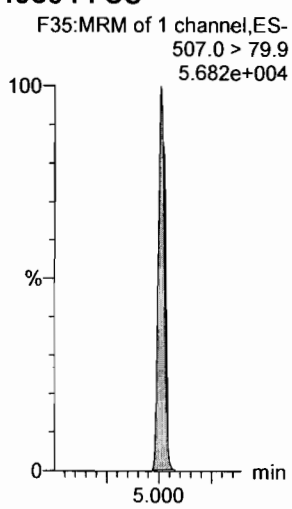

13C2-PFDA

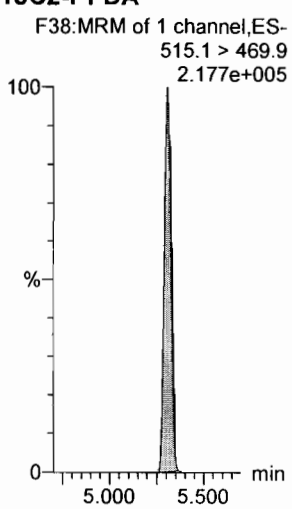

13C2-8:2 FTS

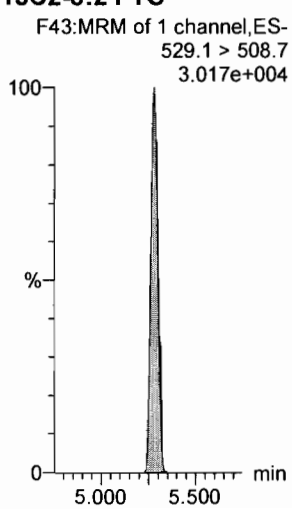

13C2-8:2 FTS

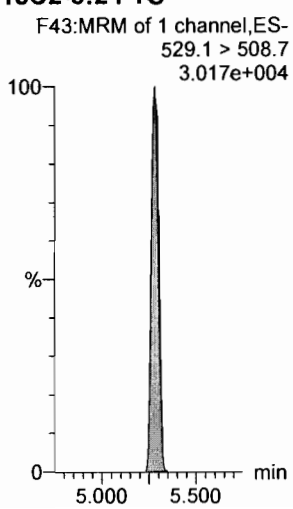

d3-N-MeFOSAA

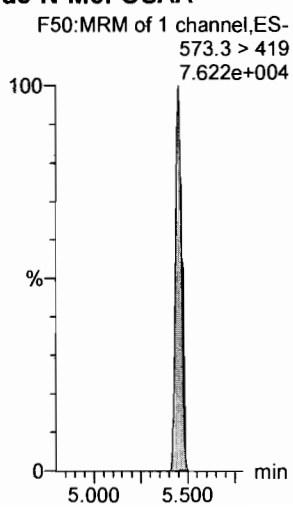

Dataset: F:\Projects\PFAS.PRO\Results\180724M1\180724M1-CRV.qld

Last Altered: Wednesday, July 25, 2018 08:26:55 Pacific Daylight Time
Printed: Wednesday, July 25, 2018 08:28:43 Pacific Daylight Time

Name: 180724M1_5, Date: 24-Jul-2018, Time: 21:51:09, ID: ST180724M1-4 PFC CS1 18G1913, Description: PFC CS1 18G1913

L-EtFOSAA

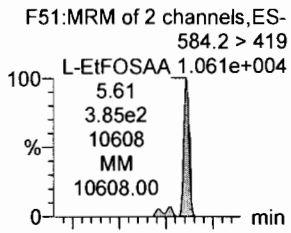

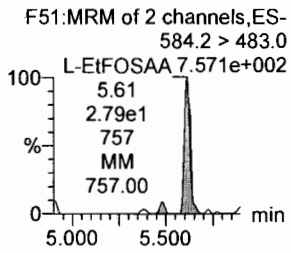

PFDoA

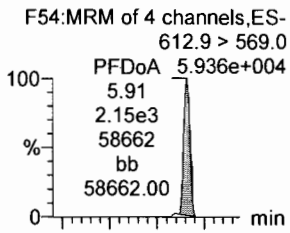

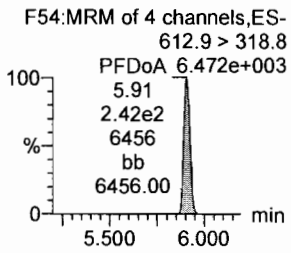

PFDS

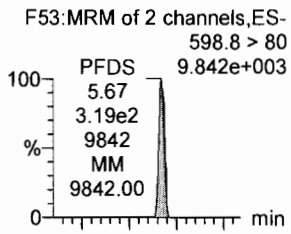

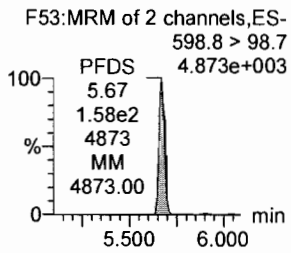

PFUdA

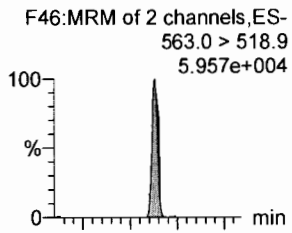

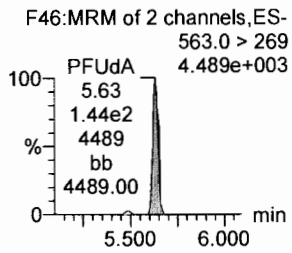

N-MeFOSA

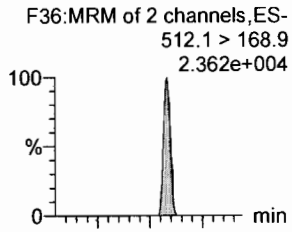

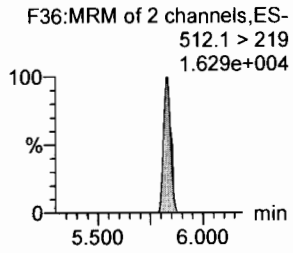

PFTrDA

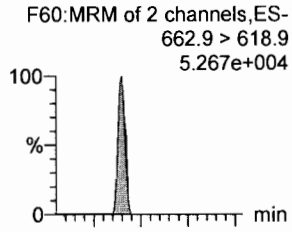

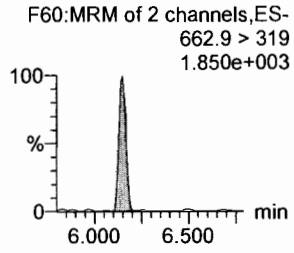

d5-N-EtFOSAA

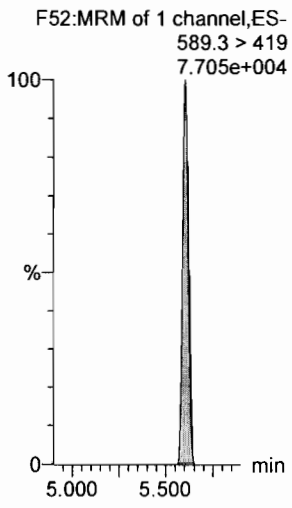

13C2-PFDoA

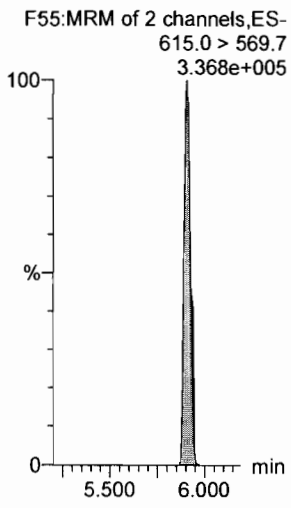

13C2-PFUdA

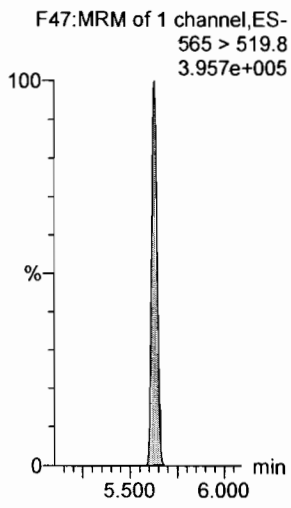

13C2-PFUdA

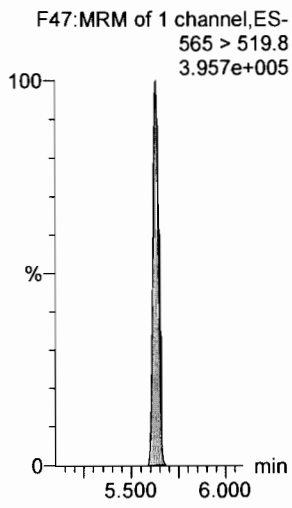

d3-N-MeFOSA

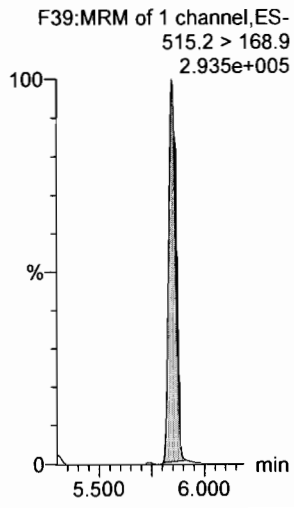

13C2-PFDoA

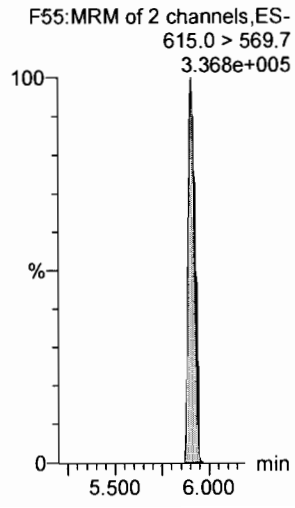

Dataset: F:\Projects\PFAS.PRO\Results\180724M1\180724M1-CRV.qld

Last Altered: Wednesday, July 25, 2018 08:26:55 Pacific Daylight Time
Printed: Wednesday, July 25, 2018 08:28:43 Pacific Daylight Time

Name: 180724M1_5, Date: 24-Jul-2018, Time: 21:51:09, ID: ST180724M1-4 PFC CS1 18G1913, Description: PFC CS1 18G1913

PFTeDA

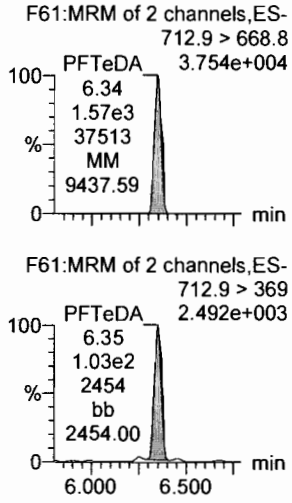

N-EtFOSA

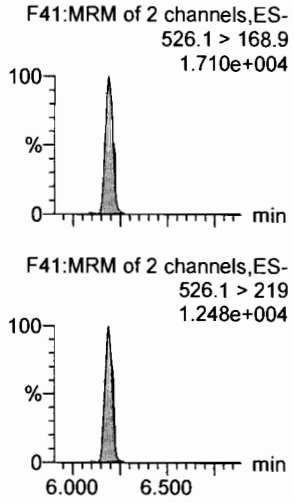

PFHxDA

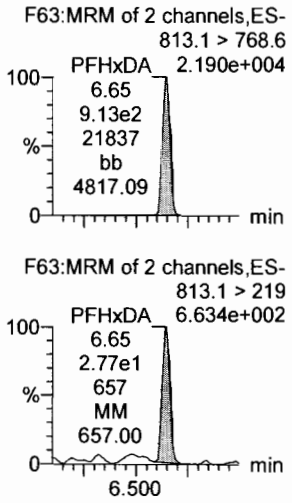

PFODA

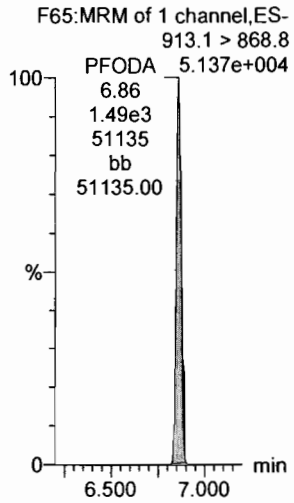

N-MeFOSE

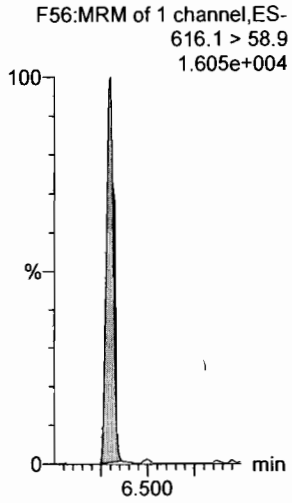

N-EtFOSE

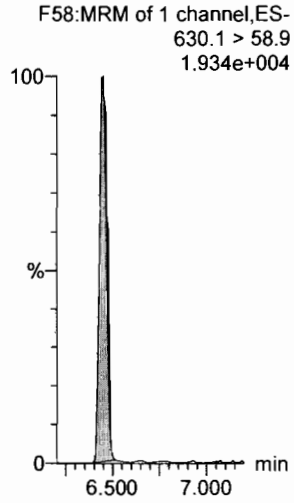

13C2-PFTeDA

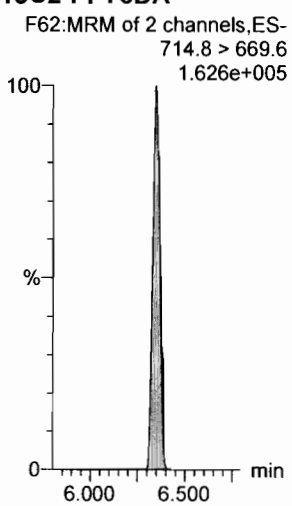

d5-N-ETFOSA

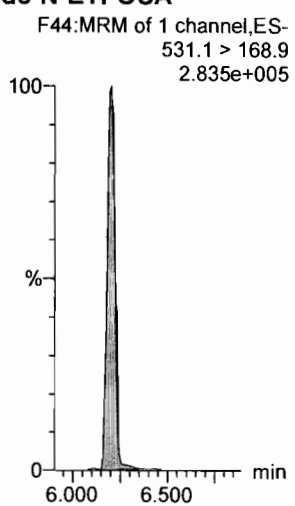

13C2-PFHxDA

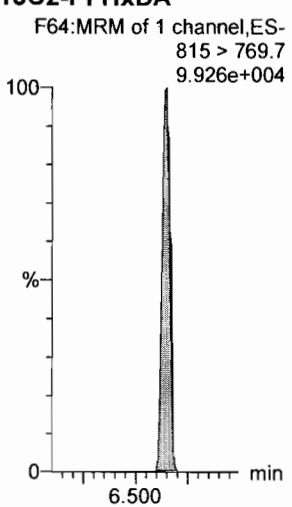

13C2-PFHxDA

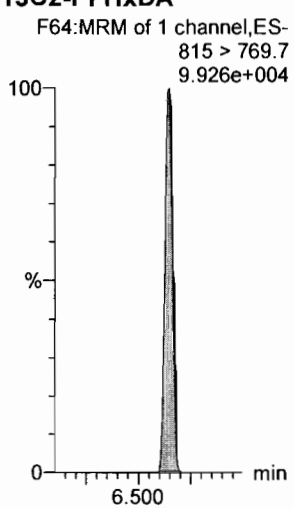

d7-N-MeFOSE

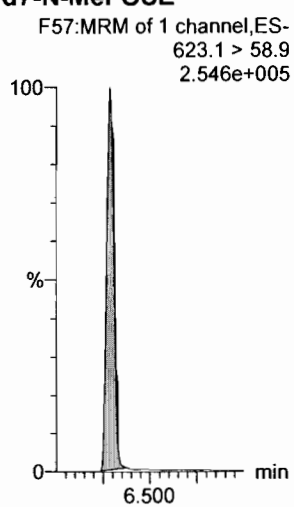

d9-N-EtFOSE

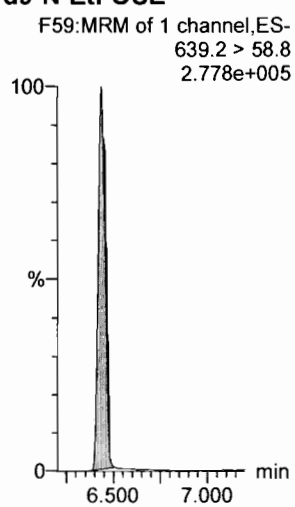

Dataset: F:\Projects\PFAS.PRO\Results\180724M1\180724M1-CRV.qld

Last Altered: Wednesday, July 25, 2018 08:26:55 Pacific Daylight Time
Printed: Wednesday, July 25, 2018 08:28:43 Pacific Daylight Time

Name: 180724M1_5, Date: 24-Jul-2018, Time: 21:51:09, ID: ST180724M1-4 PFC CS1 18G1913, Description: PFC CS1 18G1913

13C4-PFBA

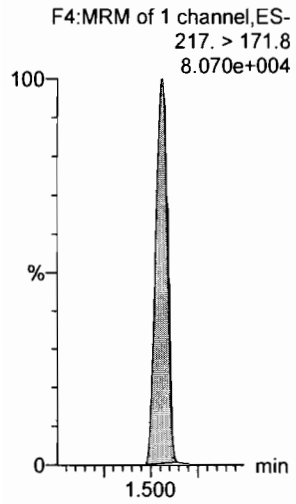

13C5-PFHxA



13C3-PFHxS

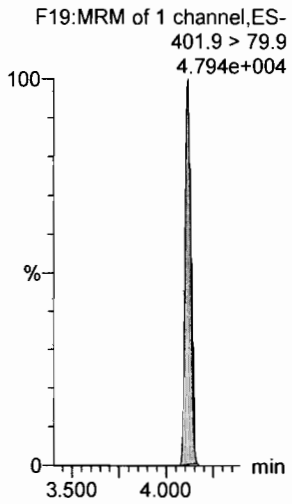

13C8-PFOA

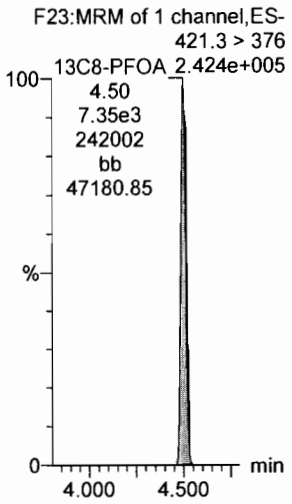

13C9-PFNA

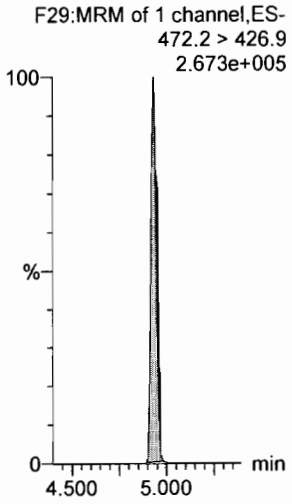

13C4-PFOS

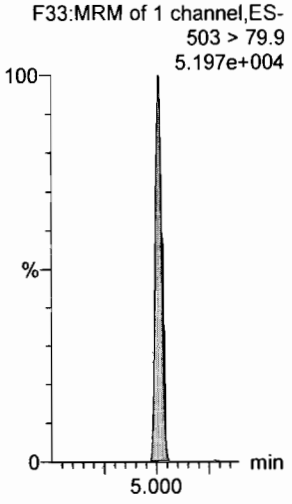

13C6-PFDA

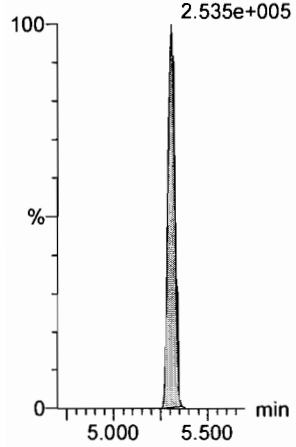

13C7-PFUdA

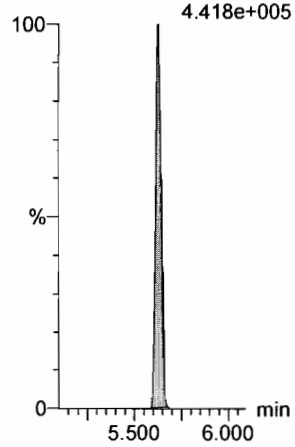

Dataset: F:\Projects\PFAS.PRO\Results\180724M1\180724M1-CRV.qld

Last Altered: Wednesday, July 25, 2018 08:26:55 Pacific Daylight Time
Printed: Wednesday, July 25, 2018 08:28:43 Pacific Daylight Time

Name: 180724M1_6, Date: 24-Jul-2018, Time: 22:01:34, ID: ST180724M1-5 PFC CS2 18G1914, Description: PFC CS2 18G1914

PFBA

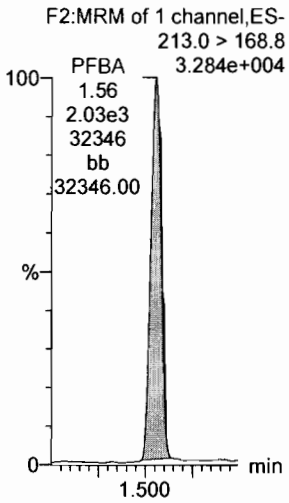

PFPeA

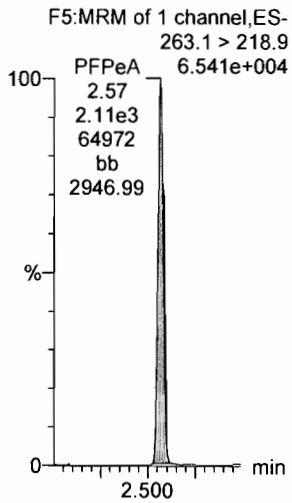

PFBS



4:2 FTS



PFHxA

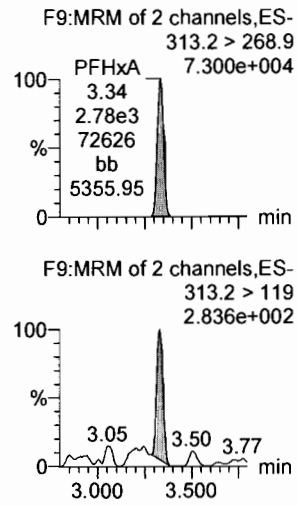

PFPeS

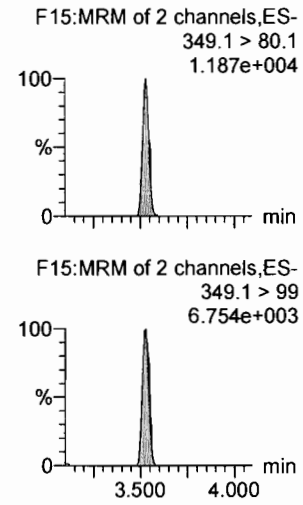

13C3-PFBA

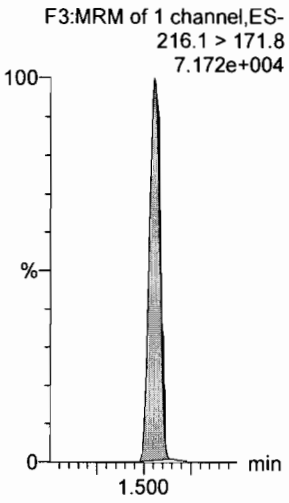

13C3-PFPeA

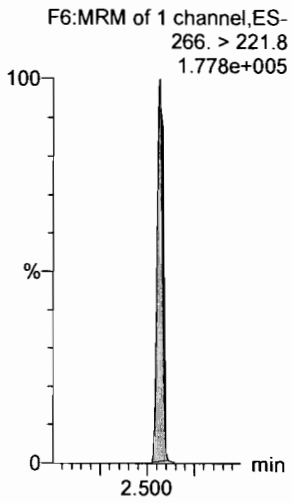

13C3-PFBS

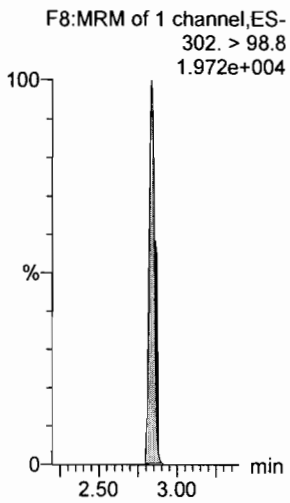

13C2-4:2 FTS

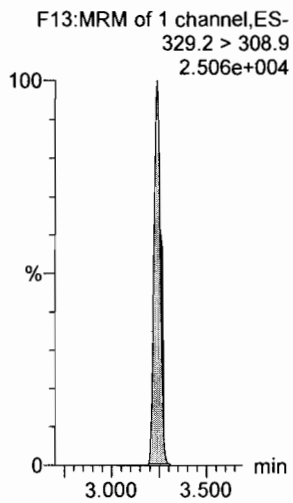

13C2-PFHxA

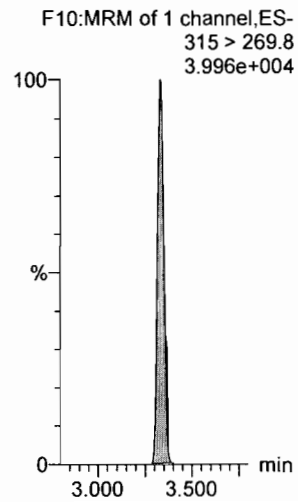

13C3-PFBS

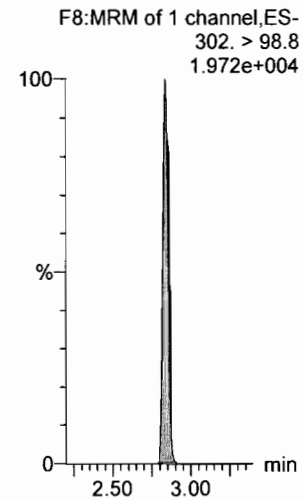

Dataset: F:\Projects\PFAS.PRO\Results\180724M1\180724M1-CRV.qld

Last Altered: Wednesday, July 25, 2018 08:26:55 Pacific Daylight Time
Printed: Wednesday, July 25, 2018 08:28:43 Pacific Daylight Time

Name: 180724M1_6, Date: 24-Jul-2018, Time: 22:01:34, ID: ST180724M1-5 PFC CS2 18G1914, Description: PFC CS2 18G1914

6:2 FTS

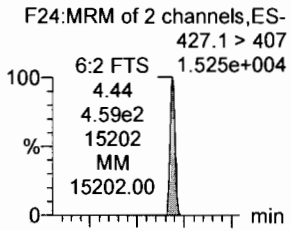

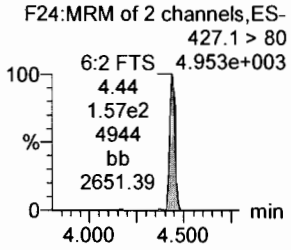

PFHpA

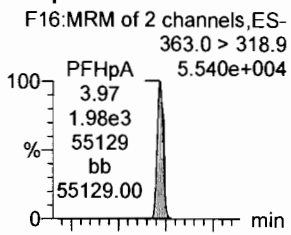

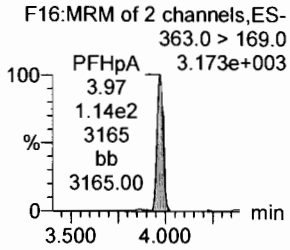

L-PFHxS

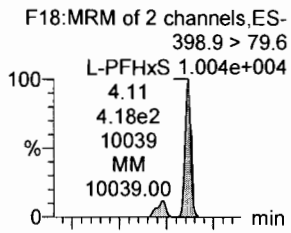

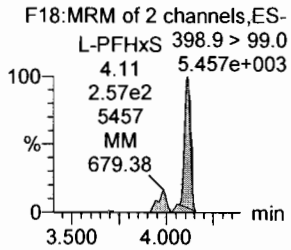

L-PFOA

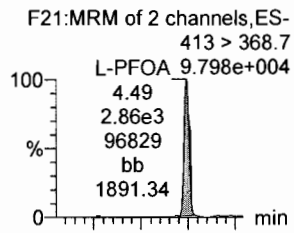

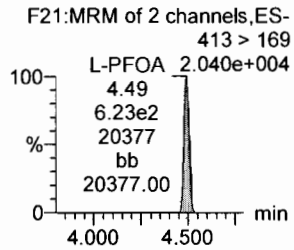

PFHpS

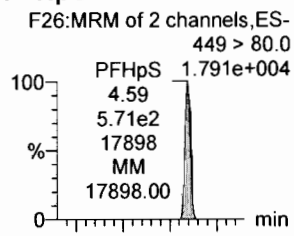

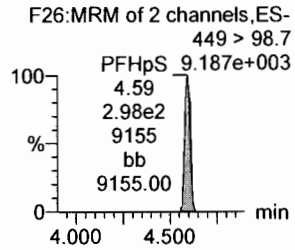

PFNA

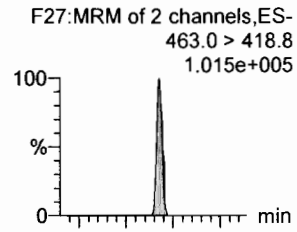

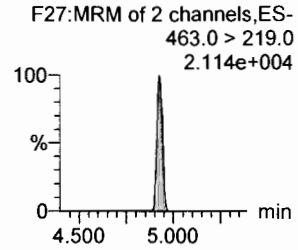

13C2-6:2 FTS

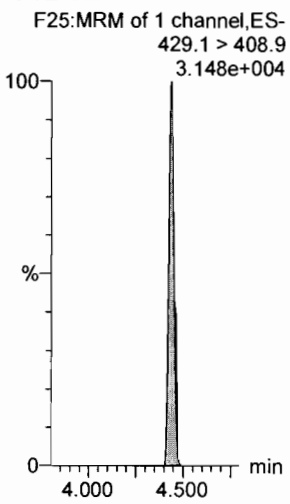

13C4-PFHpA

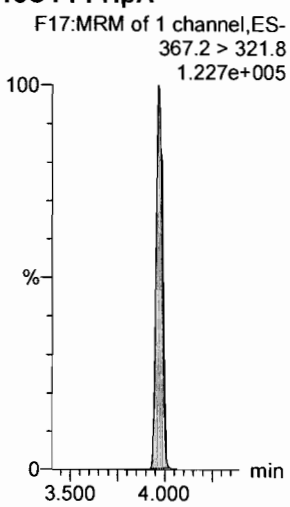

18O2-PFHxS

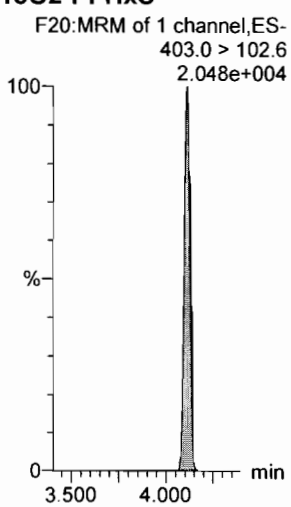

13C2-PFOA

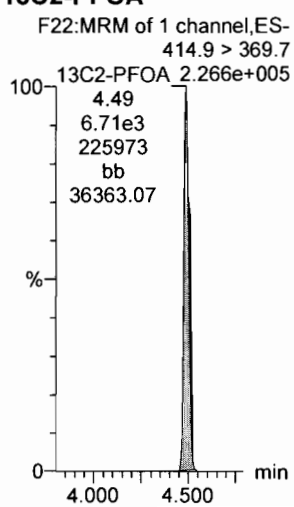

13C8-PFOS

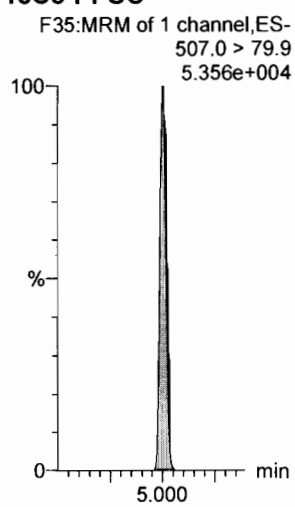

13C5-PFNA

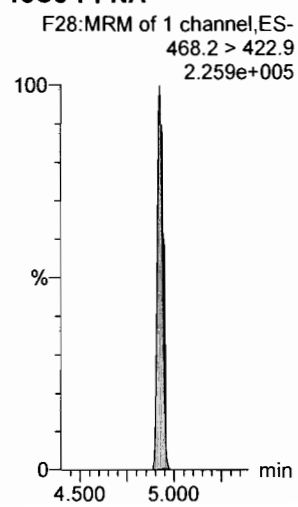

Dataset: F:\Projects\PFAS.PRO\Results\180724M1\180724M1-CRV.qld

Last Altered: Wednesday, July 25, 2018 08:26:55 Pacific Daylight Time
Printed: Wednesday, July 25, 2018 08:28:43 Pacific Daylight Time

Name: 180724M1_6, Date: 24-Jul-2018, Time: 22:01:34, ID: ST180724M1-5 PFC CS2 18G1914, Description: PFC CS2 18G1914

PFOSA

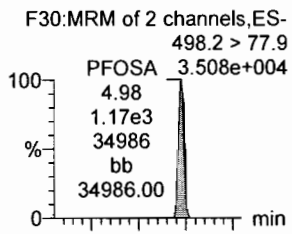

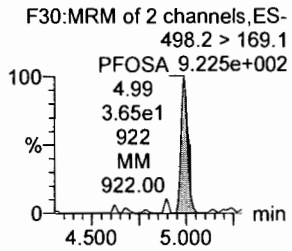

L-PFOS

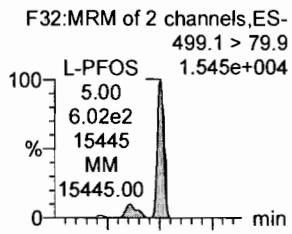

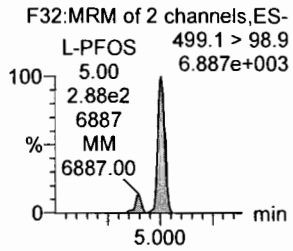

PFDA

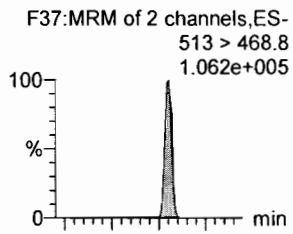

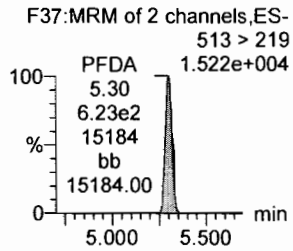

8:2 FTS

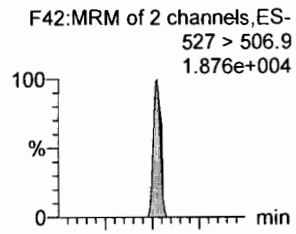

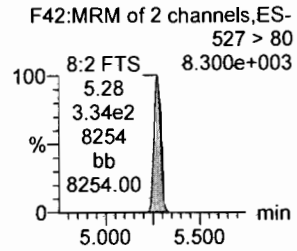

PFNS

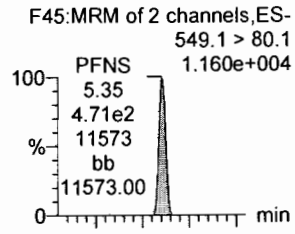

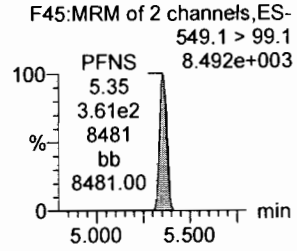

L-MeFOSAA

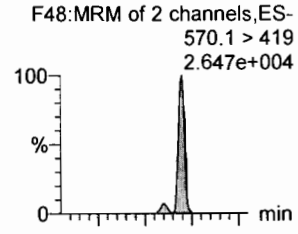

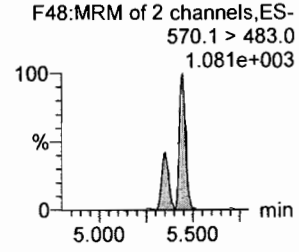

13C8-PFOSA

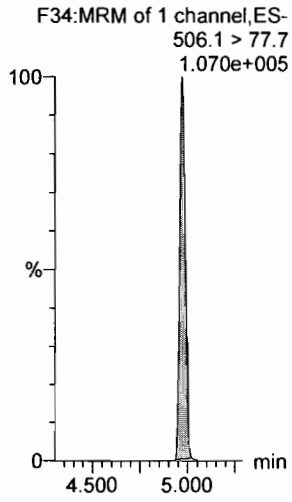

13C8-PFOS

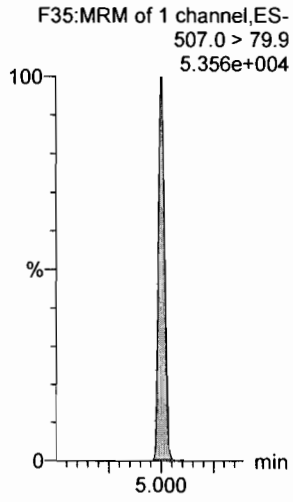

13C2-PFDA

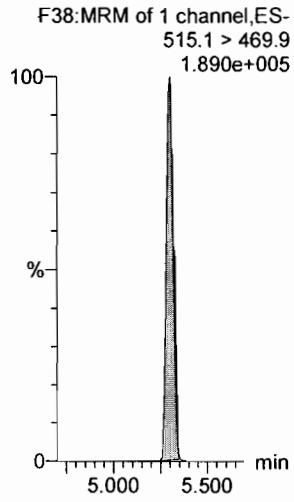

13C2-8:2 FTS

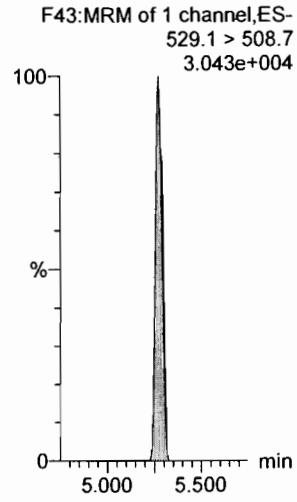

13C2-8:2 FTS

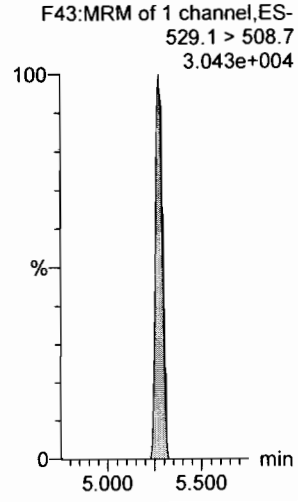

d3-N-MeFOSAA

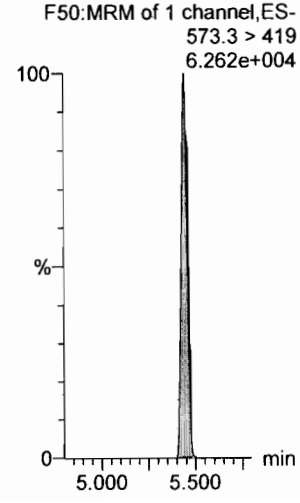

Dataset: F:\Projects\PFAS.PRO\Results\180724M1\180724M1-CRV.qld

Last Altered: Wednesday, July 25, 2018 08:26:55 Pacific Daylight Time
Printed: Wednesday, July 25, 2018 08:28:43 Pacific Daylight Time

Name: 180724M1_6, Date: 24-Jul-2018, Time: 22:01:34, ID: ST180724M1-5 PFC CS2 18G1914, Description: PFC CS2 18G1914

L-EtFOSAA

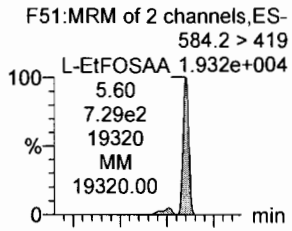

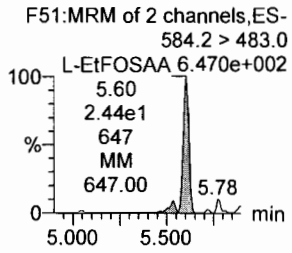

PFDoA

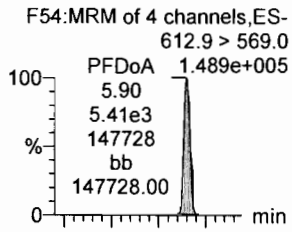

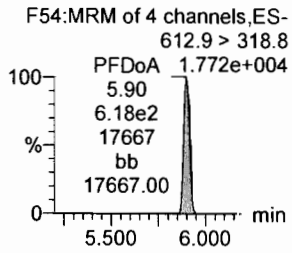

PFDS

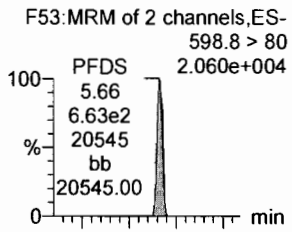

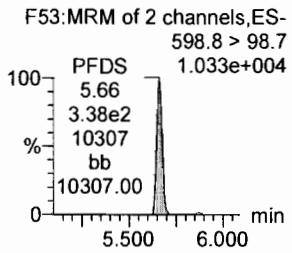

PFUdA

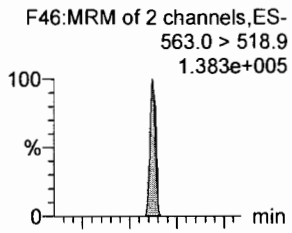

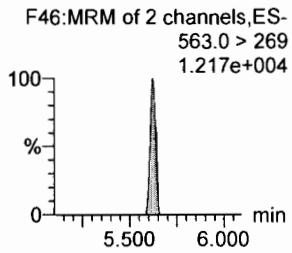

N-MeFOSA

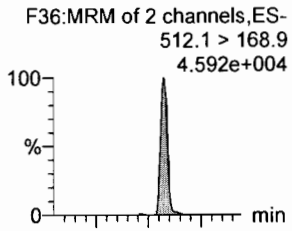

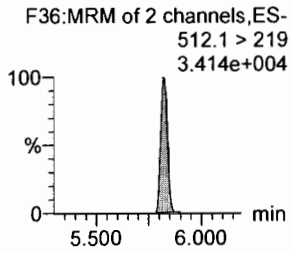

PFTrDA

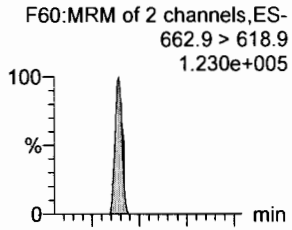

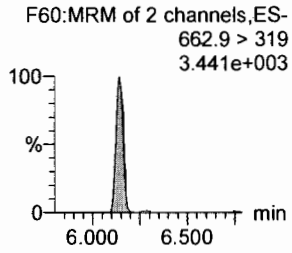

d5-N-EtFOSAA

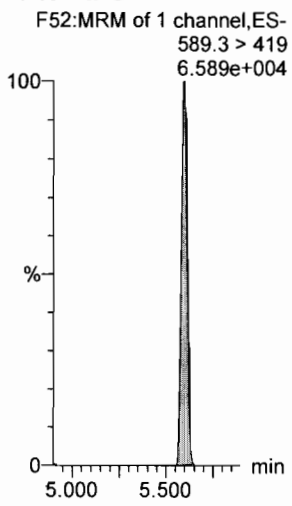

13C2-PFDoA

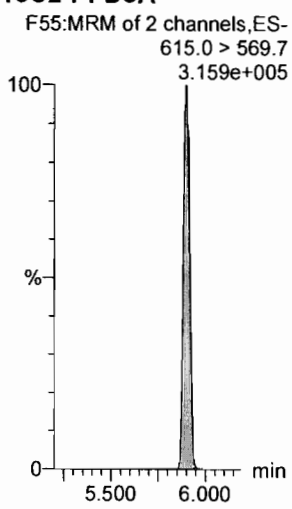

13C2-PFUdA

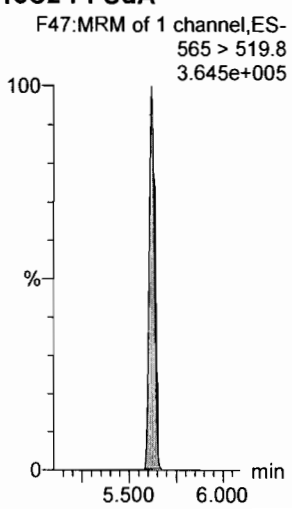

13C2-PFUdA

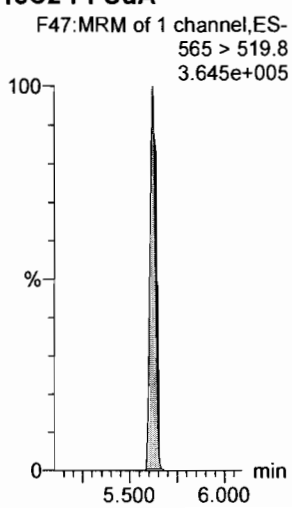

d3-N-MeFOSA

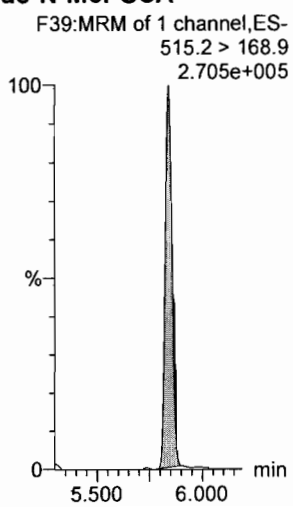

13C2-PFDoA

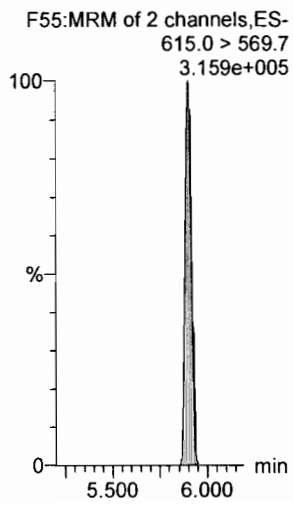

Dataset: F:\Projects\PFAS.PRO\Results\180724M1\180724M1-CRV.qld

Last Altered: Wednesday, July 25, 2018 08:26:55 Pacific Daylight Time
Printed: Wednesday, July 25, 2018 08:28:43 Pacific Daylight Time

Name: 180724M1_6, Date: 24-Jul-2018, Time: 22:01:34, ID: ST180724M1-5 PFC CS2 18G1914, Description: PFC CS2 18G1914

PFTeDA

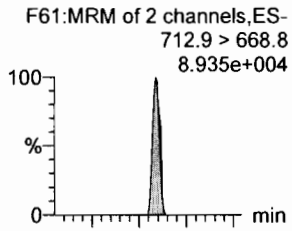

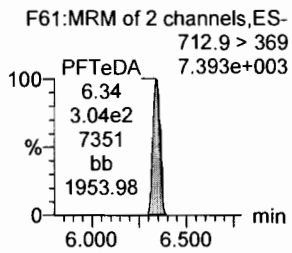

N-EtFOSA

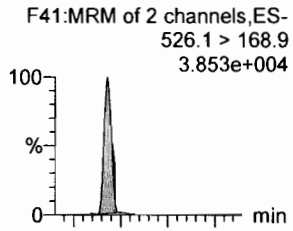

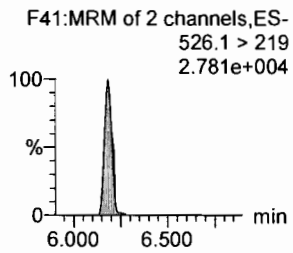

PFHxDA

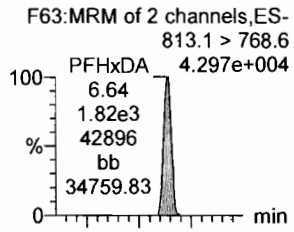

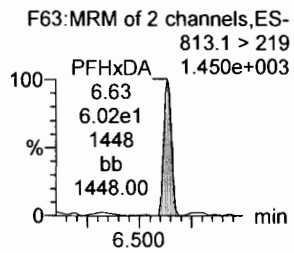

PFODA

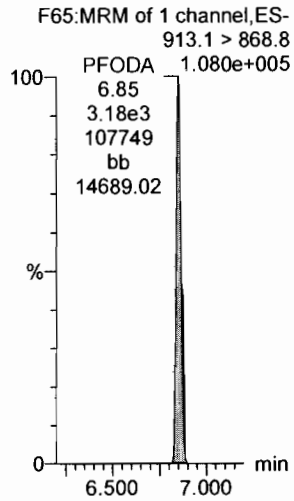

N-MeFOSE

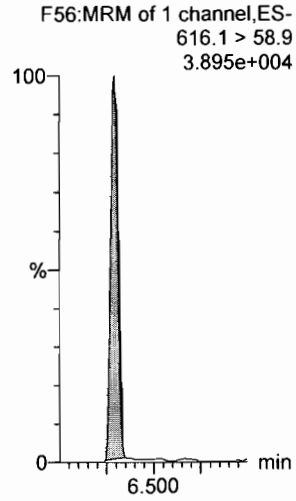

N-EtFOSE

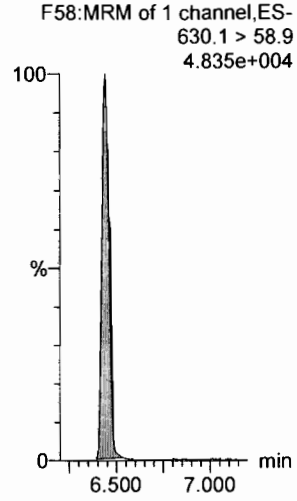

13C2-PFTeDA

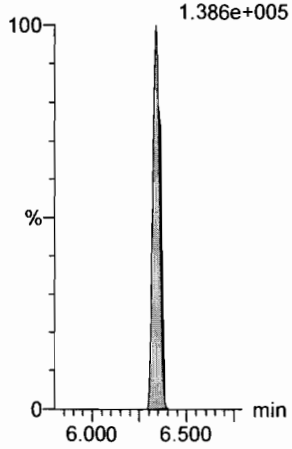

d5-N-ETFOSA

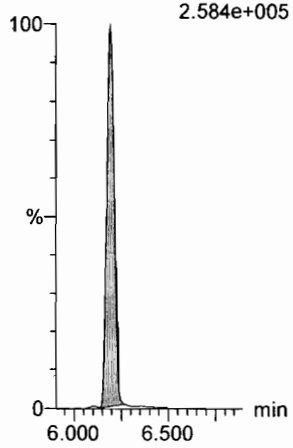

13C2-PFHxDA

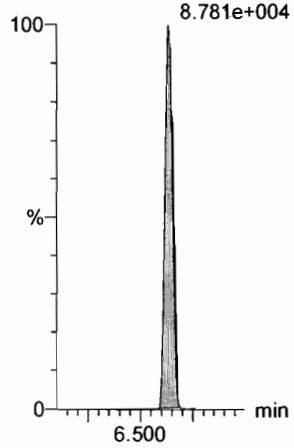

13C2-PFHxDA

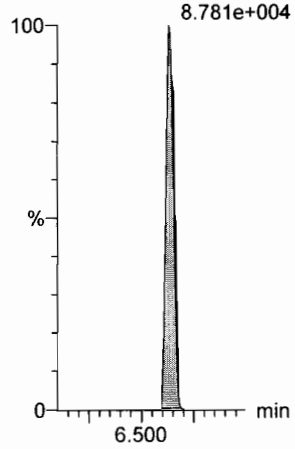

d7-N-MeFOSE

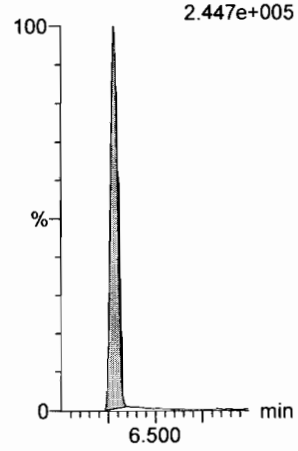

d9-N-EtFOSE

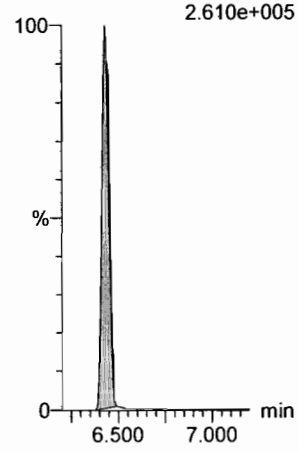

Dataset: F:\Projects\PFAS.PRO\Results\180724M1\180724M1-CRV.qld

Last Altered: Wednesday, July 25, 2018 08:26:55 Pacific Daylight Time
Printed: Wednesday, July 25, 2018 08:28:43 Pacific Daylight Time

Name: 180724M1_6, Date: 24-Jul-2018, Time: 22:01:34, ID: ST180724M1-5 PFC CS2 18G1914, Description: PFC CS2 18G1914

13C4-PFBA

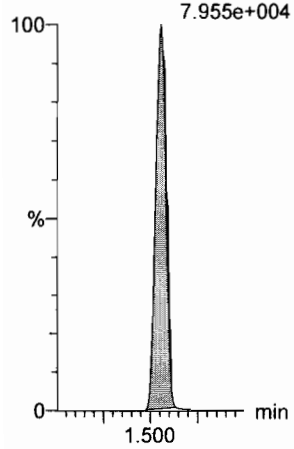

13C5-PFHxA

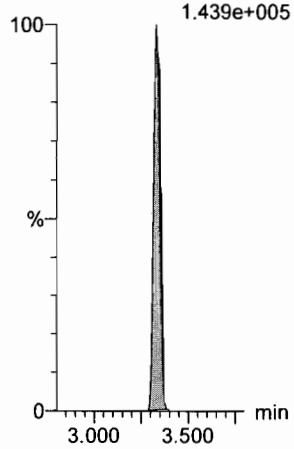

13C3-PFHxS

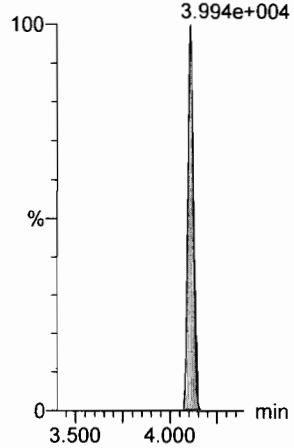

13C8-PFOA

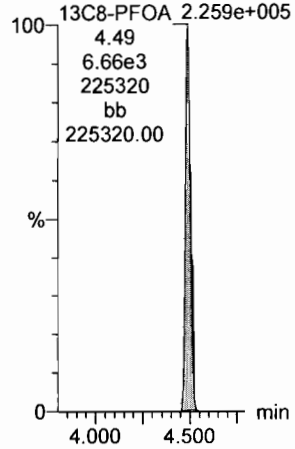

13C9-PFNA

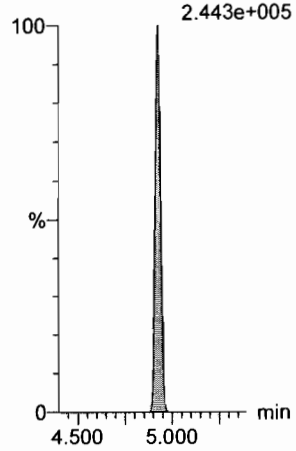

13C4-PFOS

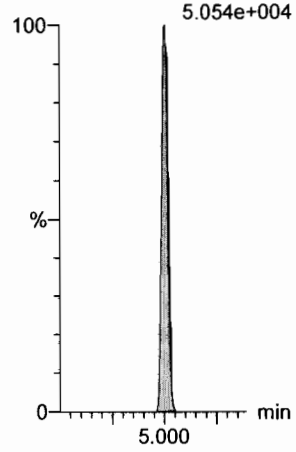

13C6-PFDA

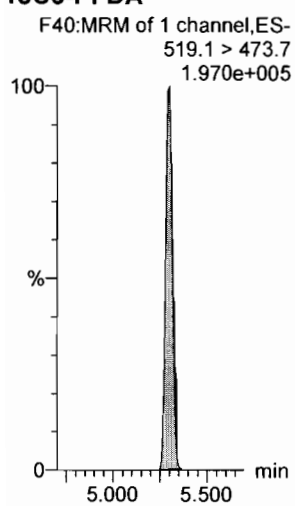

13C7-PFUdA

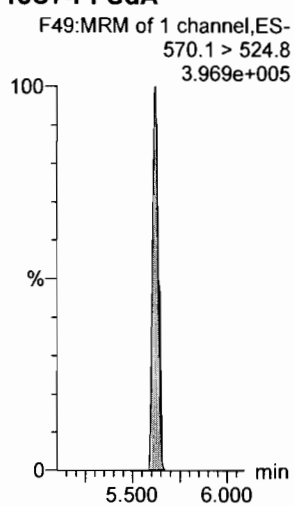

Dataset: F:\Projects\PFAS.PRO\Results\180724M1\180724M1-CRV.qld

Last Altered: Wednesday, July 25, 2018 08:26:55 Pacific Daylight Time
Printed: Wednesday, July 25, 2018 08:28:43 Pacific Daylight Time

Name: 180724M1_7, Date: 24-Jul-2018, Time: 22:12:04, ID: ST180724M1-6 PFC CS3 18G1915, Description: PFC CS3 18G1915

PFBA

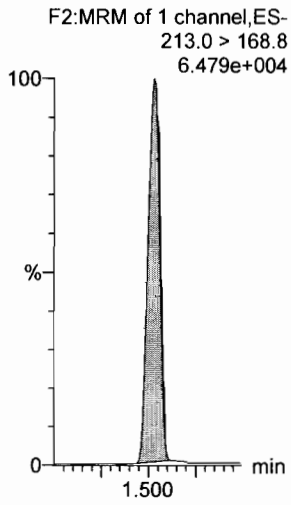

PFPeA

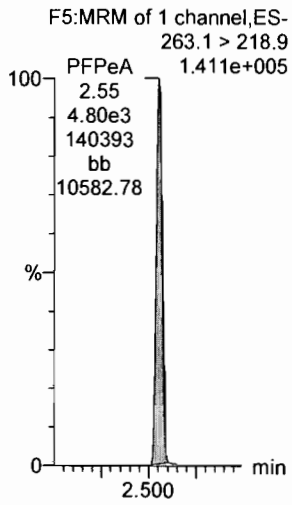

PFBS

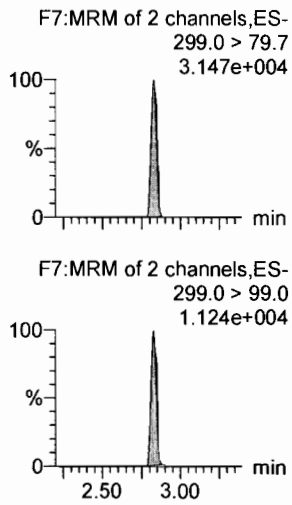

4:2 FTS

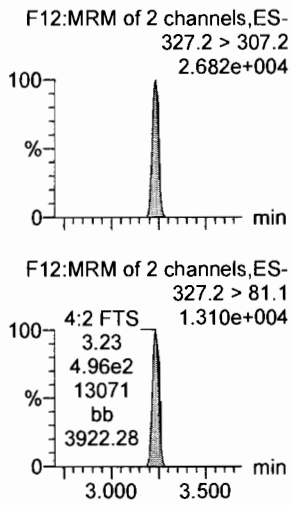

PFHxA

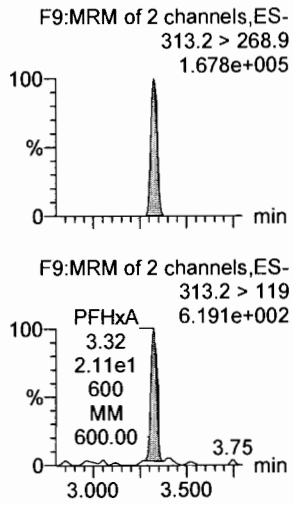

PFPeS

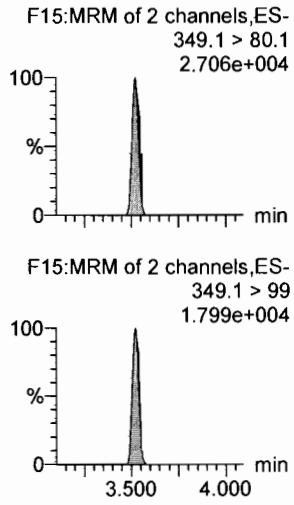

13C3-PFBA

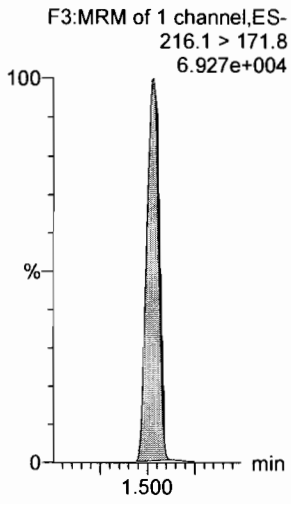

13C3-PFPeA

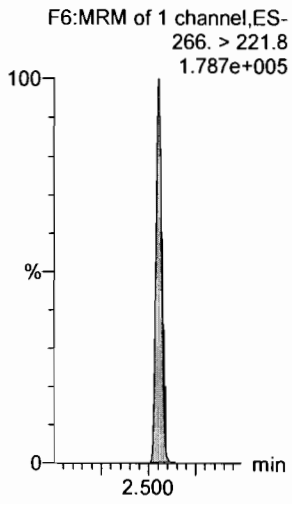

13C3-PFBS

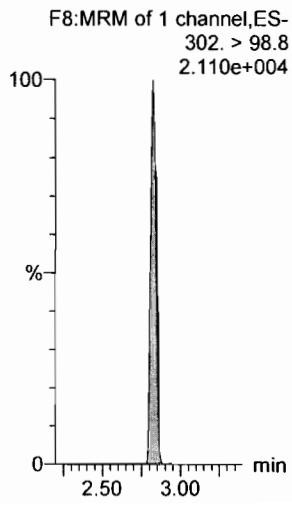

13C2-4:2 FTS

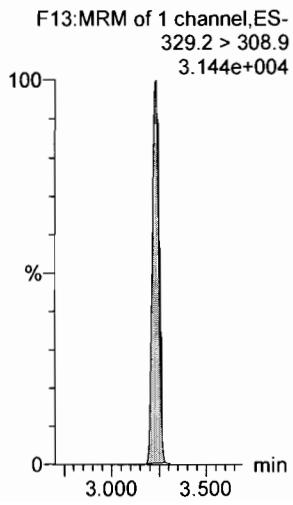

13C2-PFHxA

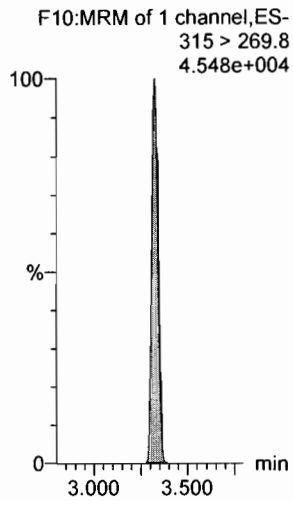

13C3-PFBS



Dataset: F:\Projects\PFAS.PRO\Results\180724M1\180724M1-CRV.qld

Last Altered: Wednesday, July 25, 2018 08:26:55 Pacific Daylight Time
Printed: Wednesday, July 25, 2018 08:28:43 Pacific Daylight Time

Name: 180724M1_7, Date: 24-Jul-2018, Time: 22:12:04, ID: ST180724M1-6 PFC CS3 18G1915, Description: PFC CS3 18G1915

6:2 FTS

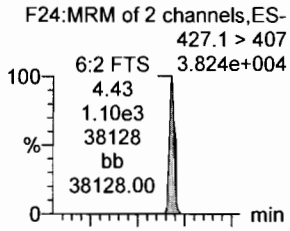

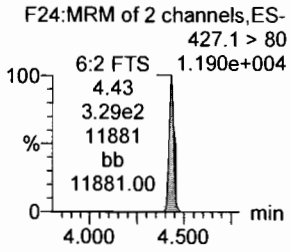

PFHpA

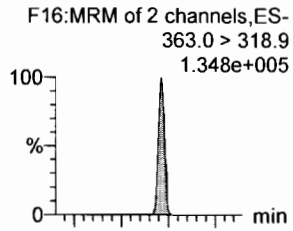

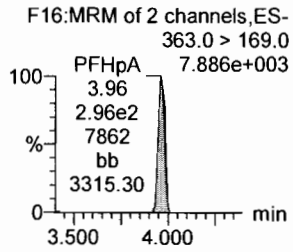

L-PFHxS

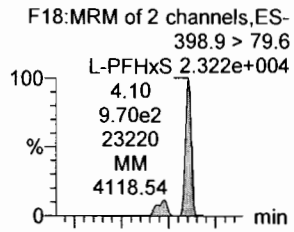

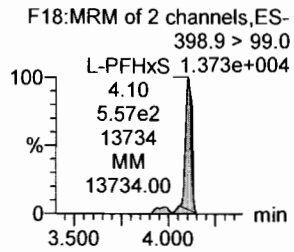

L-PFOA

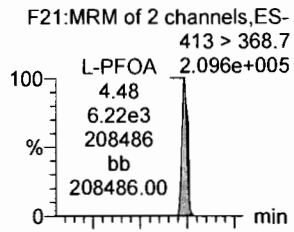

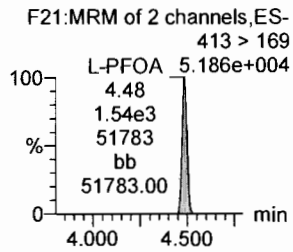

PFHpS

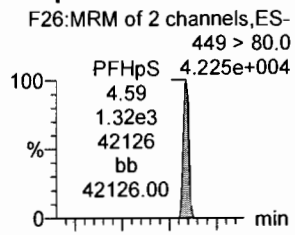

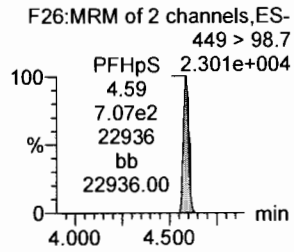

PFNA

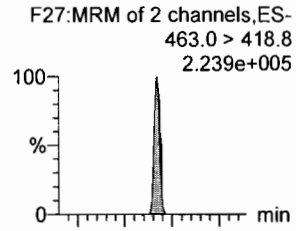

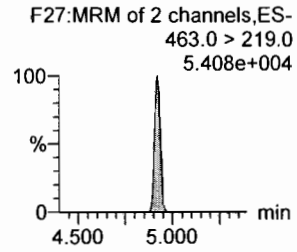

13C2-6:2 FTS

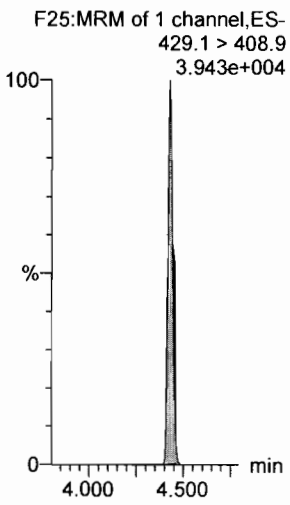

13C4-PFHpA

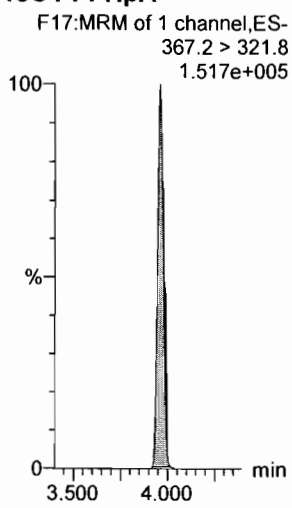

18O2-PFHxS

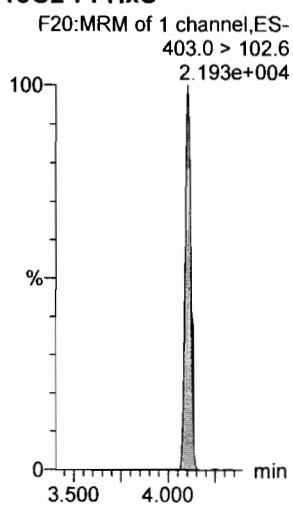

13C2-PFOA

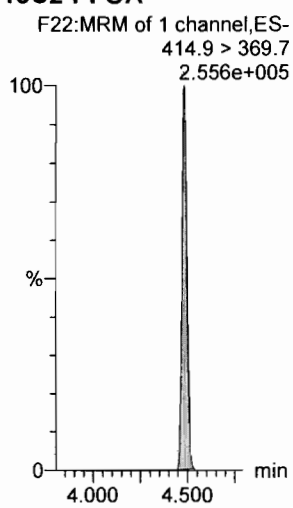

13C8-PFOS

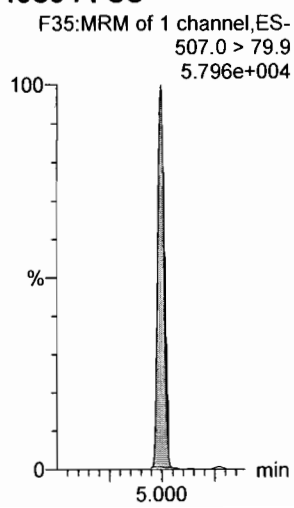

13C5-PFNA

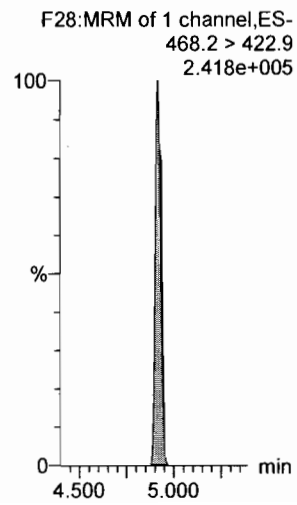

Dataset: F:\Projects\PFAS.PRO\Results\180724M1\180724M1-CRV.qld

Last Altered: Wednesday, July 25, 2018 08:26:55 Pacific Daylight Time
Printed: Wednesday, July 25, 2018 08:28:43 Pacific Daylight Time

Name: 180724M1_7, Date: 24-Jul-2018, Time: 22:12:04, ID: ST180724M1-6 PFC CS3 18G1915, Description: PFC CS3 18G1915

PFOSA

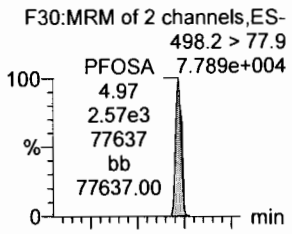

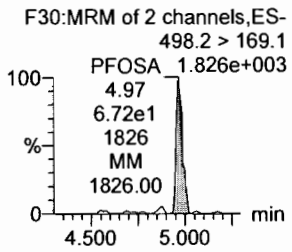

L-PFOS

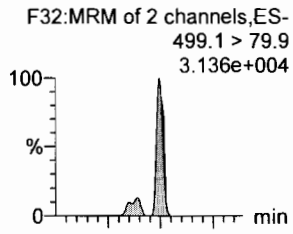

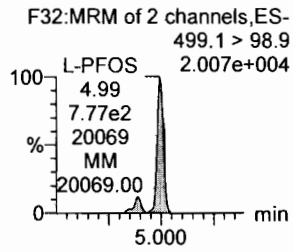

PFDA

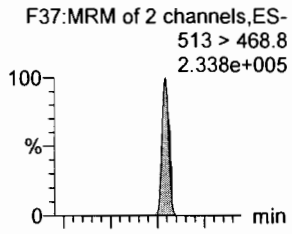

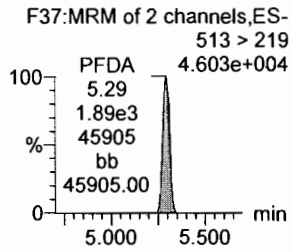

8:2 FTS

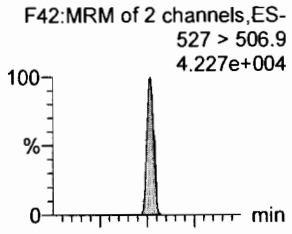

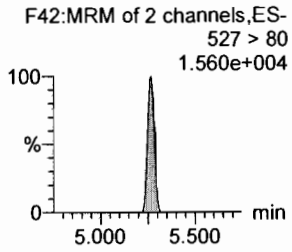

PFNS

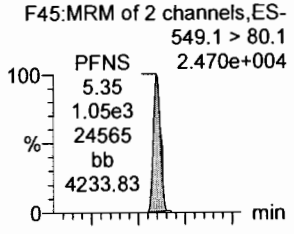

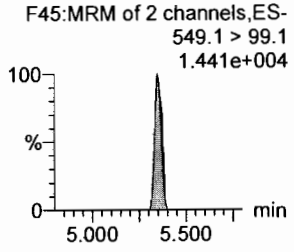

L-MeFOSAA

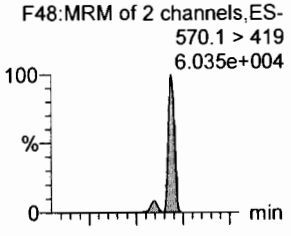

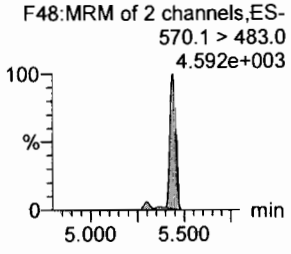

13C8-PFOSA

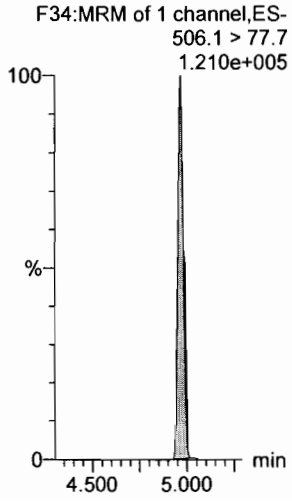

13C8-PFOS

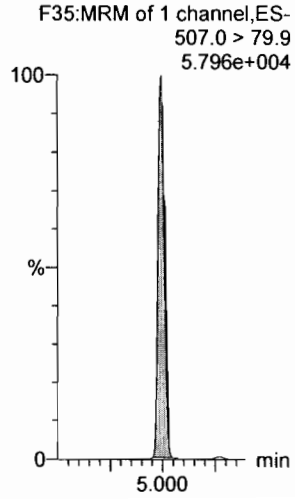

13C2-PFDA

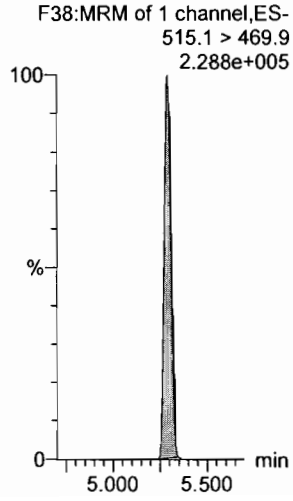

13C2-8:2 FTS

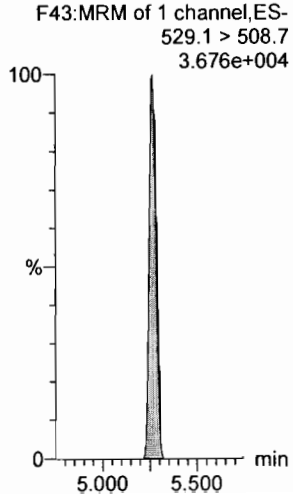

13C2-8:2 FTS

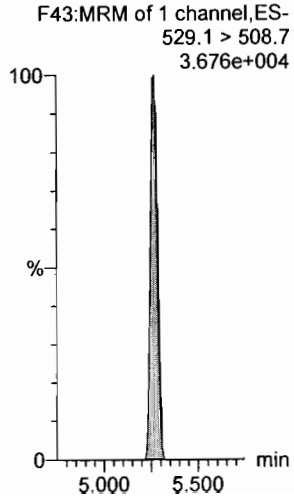

d3-N-MeFOSAA

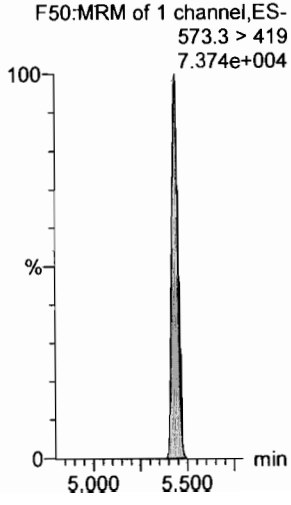

Dataset: F:\Projects\PFAS.PRO\Results\180724M1\180724M1-CRV.qld

Last Altered: Wednesday, July 25, 2018 08:26:55 Pacific Daylight Time
Printed: Wednesday, July 25, 2018 08:28:43 Pacific Daylight Time

Name: 180724M1_7, Date: 24-Jul-2018, Time: 22:12:04, ID: ST180724M1-6 PFC CS3 18G1915, Description: PFC CS3 18G1915

L-EtFOSAA

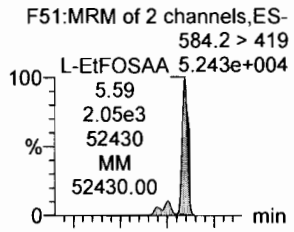

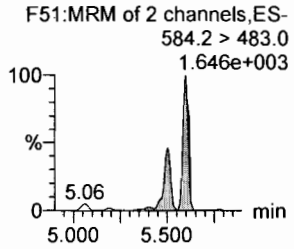

PFDoA

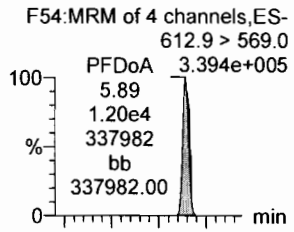

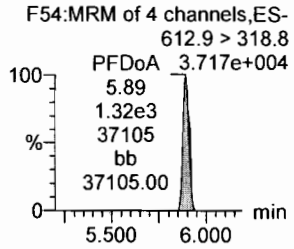

PFDS

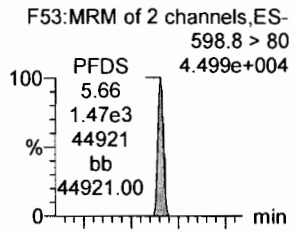

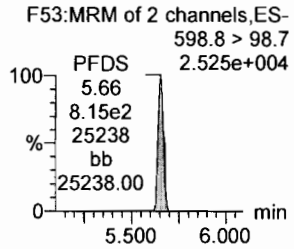

PFUdA

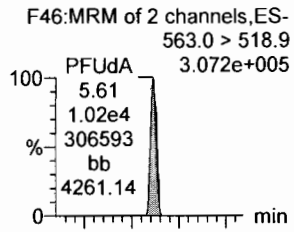

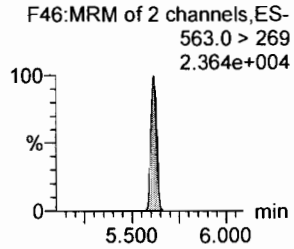

N-MeFOSA

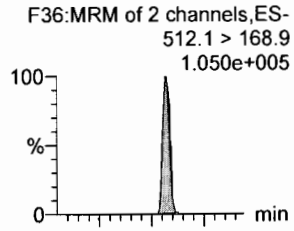

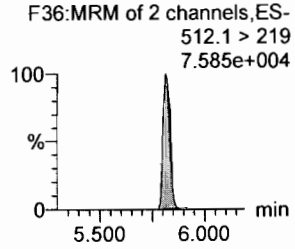

PFTrDA

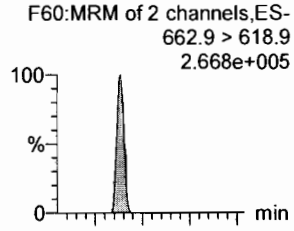

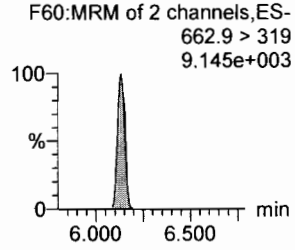

d5-N-EtFOSAA

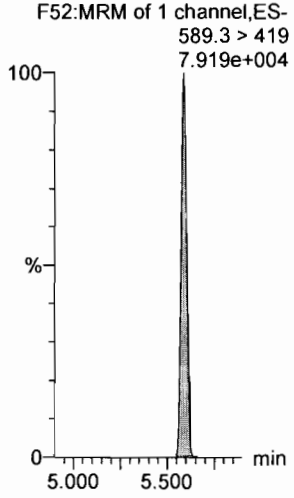

13C2-PFDoA

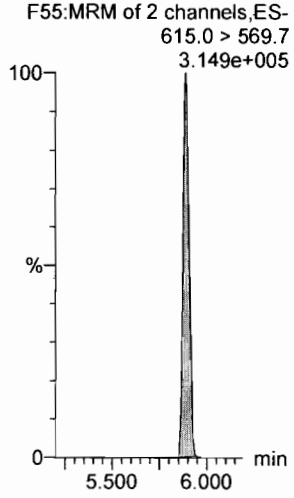

13C2-PFUdA

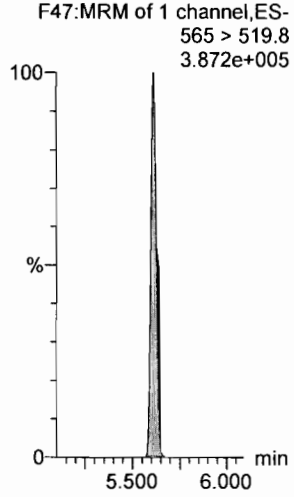

13C2-PFUdA

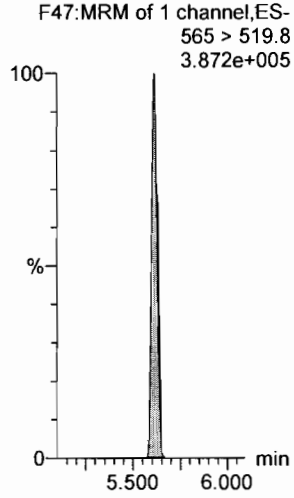

d3-N-MeFOSA

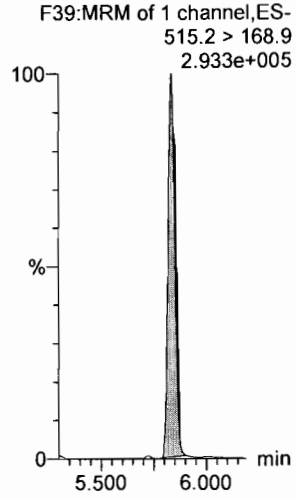

13C2-PFDoA

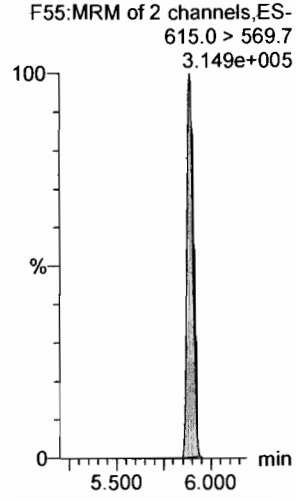

Dataset: F:\Projects\PFAS.PRO\Results\180724M1\180724M1-CRV.qld

Last Altered: Wednesday, July 25, 2018 08:26:55 Pacific Daylight Time
Printed: Wednesday, July 25, 2018 08:28:43 Pacific Daylight Time

Name: 180724M1_7, Date: 24-Jul-2018, Time: 22:12:04, ID: ST180724M1-6 PFC CS3 18G1915, Description: PFC CS3 18G1915

PFTeDA

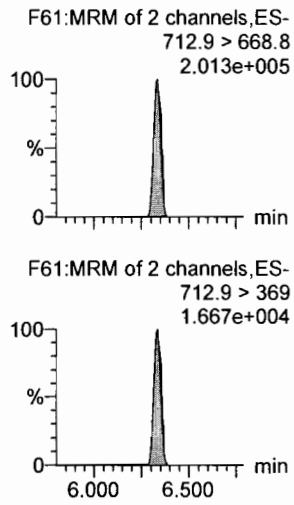

N-EtFOSA

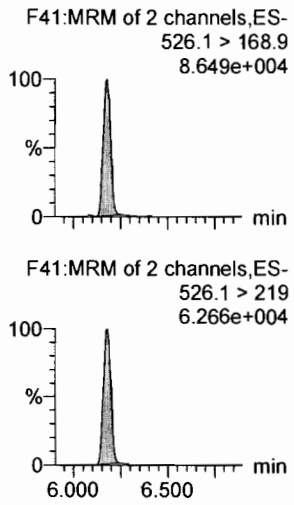

PFHxDA

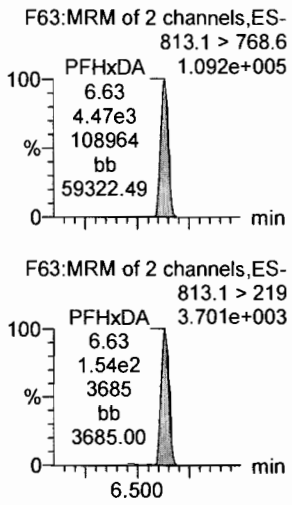

PFODA

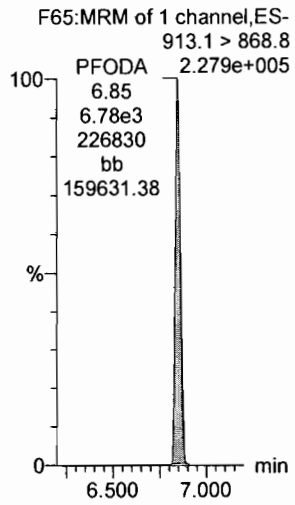

N-MeFOSE

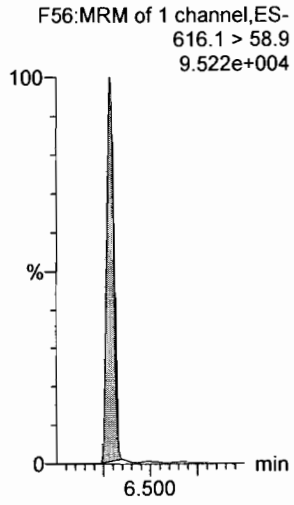

N-EtFOSE

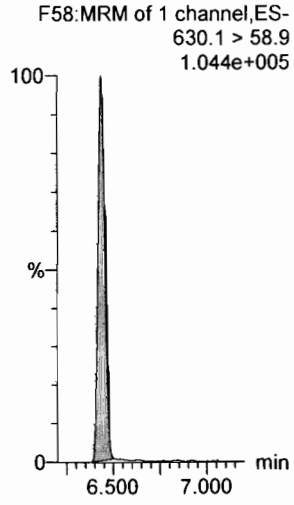

13C2-PFTeDA

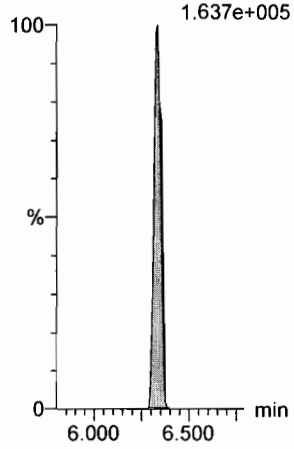

d5-N-ETFOSA

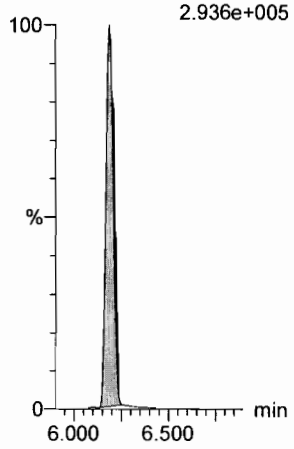

13C2-PFHxDA

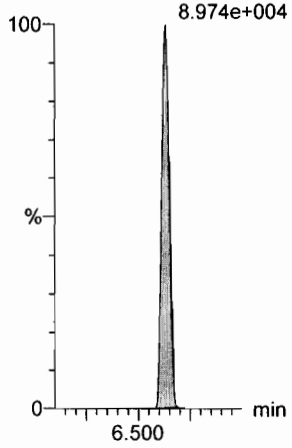

13C2-PFHxDA

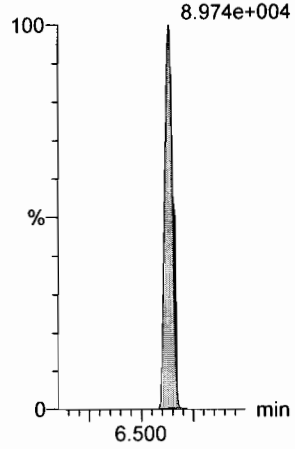

d7-N-MeFOSE

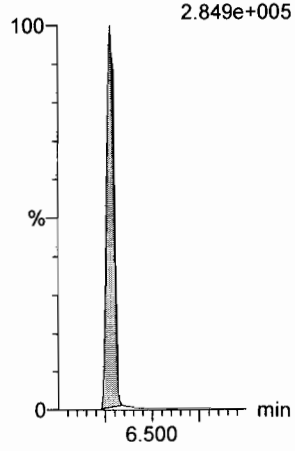

d9-N-EtFOSE

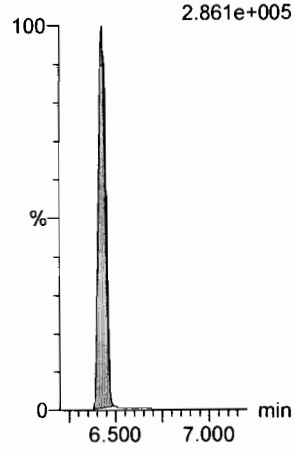

Dataset: F:\Projects\PFAS.PRO\Results\180724M1\180724M1-CRV.qld

Last Altered: Wednesday, July 25, 2018 08:26:55 Pacific Daylight Time
Printed: Wednesday, July 25, 2018 08:28:43 Pacific Daylight Time

Name: 180724M1_7, Date: 24-Jul-2018, Time: 22:12:04, ID: ST180724M1-6 PFC CS3 18G1915, Description: PFC CS3 18G1915

13C4-PFBA

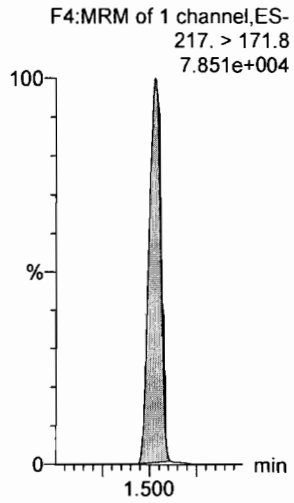

13C5-PFHxA

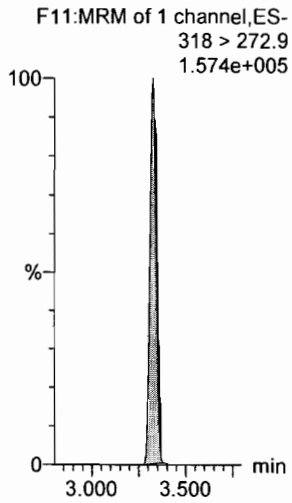

13C3-PFHxS

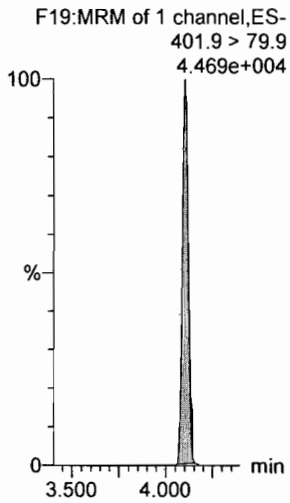

13C8-PFOA

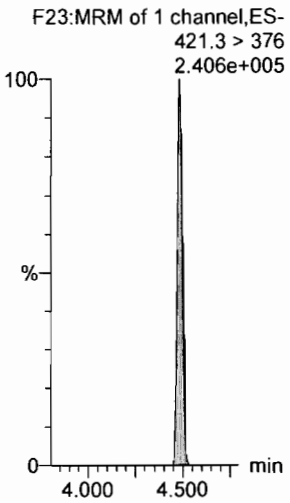

13C9-PFNA

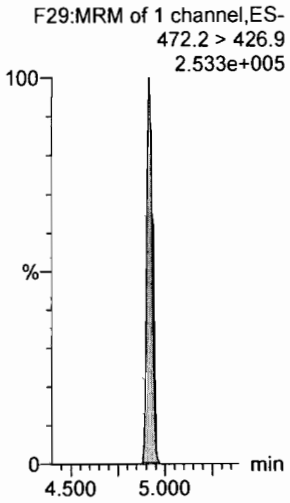

13C4-PFOS

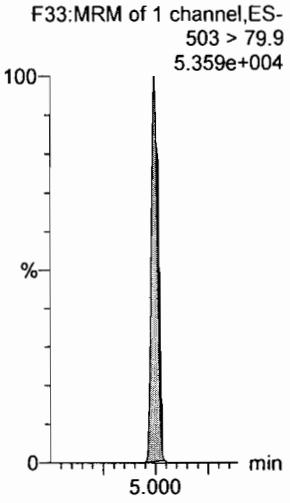

13C6-PFDA

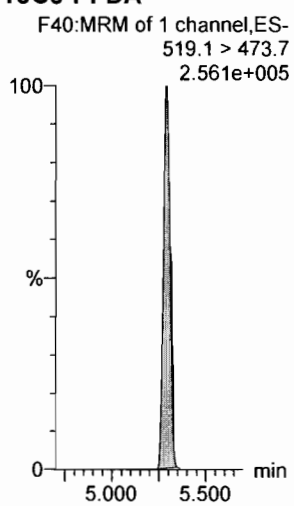

13C7-PFUdA

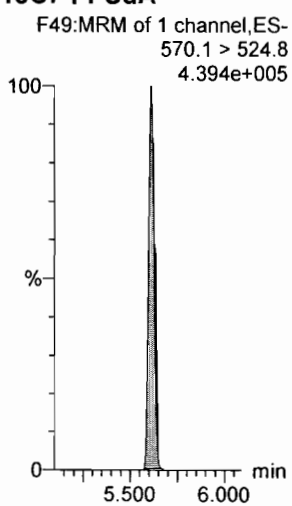

Dataset: F:\Projects\PFAS.PRO\Results\180724M1\180724M1-CRV.qld

Last Altered: Wednesday, July 25, 2018 08:26:55 Pacific Daylight Time
Printed: Wednesday, July 25, 2018 08:28:43 Pacific Daylight Time

Name: 180724M1_8, Date: 24-Jul-2018, Time: 22:22:29, ID: ST180724M1-7 PFC CS4 18G1916, Description: PFC CS4 18G1916

PFBA

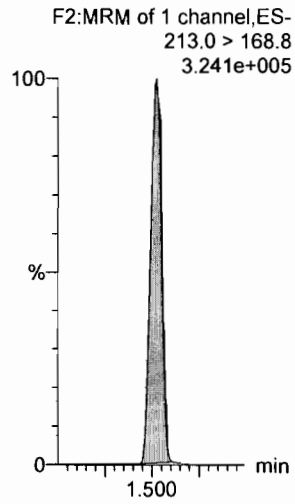

PFPeA

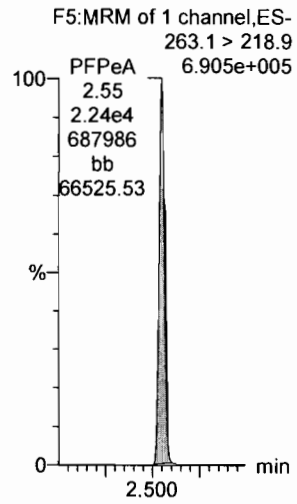

PFBS

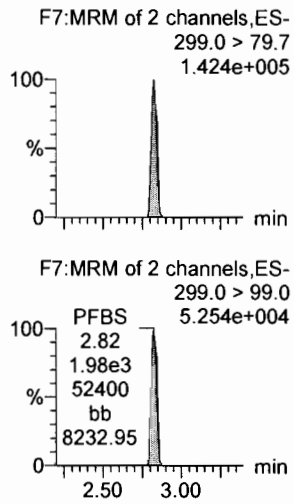

4:2 FTS

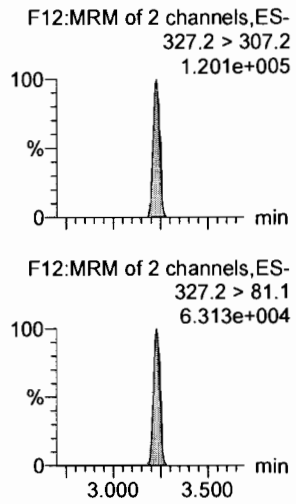

PFHxA

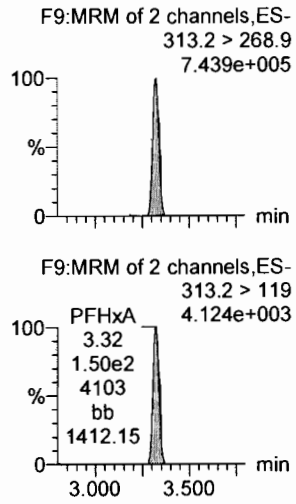

PFPeS

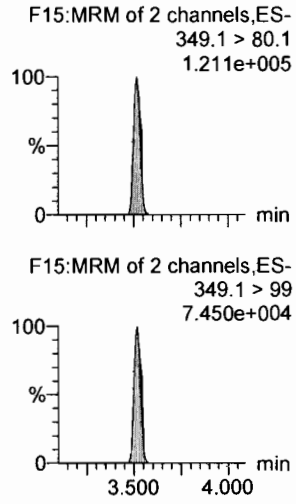

13C3-PFBA

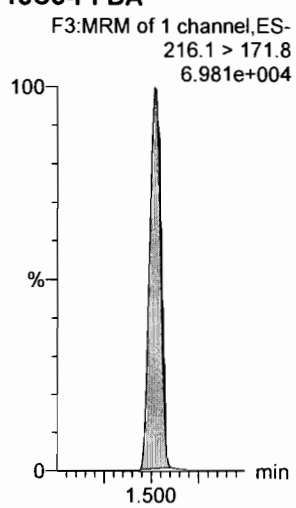

13C3-PFPeA



13C3-PFBS



13C2-4:2 FTS

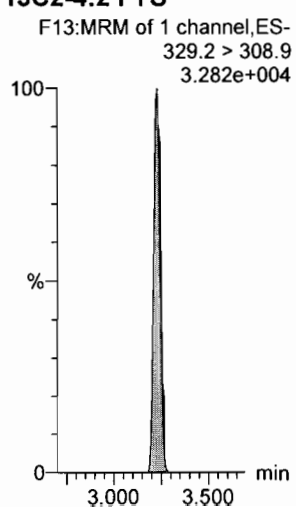

13C2-PFHxA

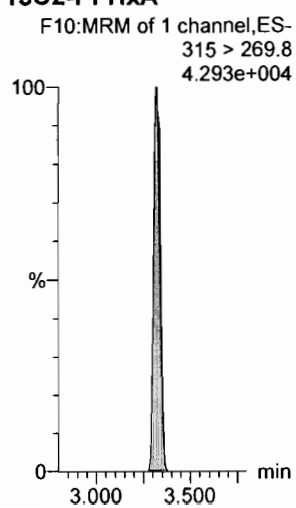

13C3-PFBS

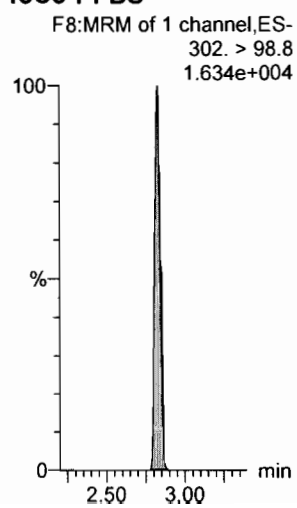

Dataset: F:\Projects\PFAS.PRO\Results\180724M1\180724M1-CRV.qld

Last Altered: Wednesday, July 25, 2018 08:26:55 Pacific Daylight Time
Printed: Wednesday, July 25, 2018 08:28:43 Pacific Daylight Time

Name: 180724M1_8, Date: 24-Jul-2018, Time: 22:22:29, ID: ST180724M1-7 PFC CS4 18G1916, Description: PFC CS4 18G1916

6:2 FTS

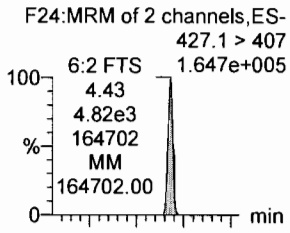

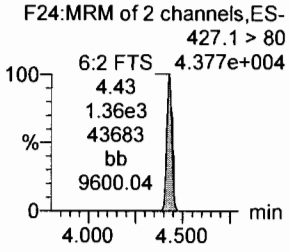

PFHpA

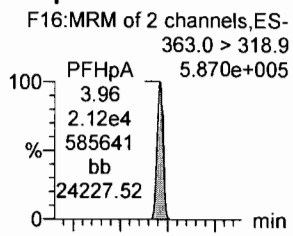

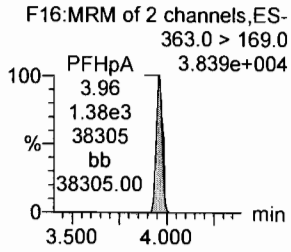

L-PFHxS

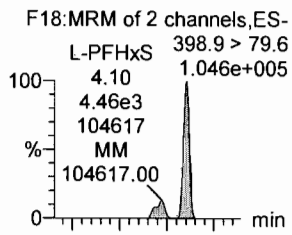

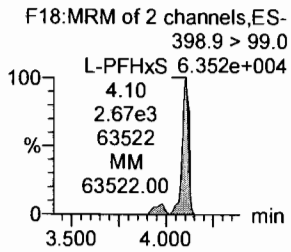

L-PFOA

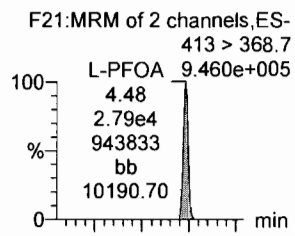

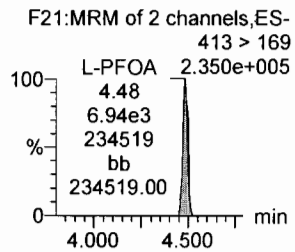

PFHpS

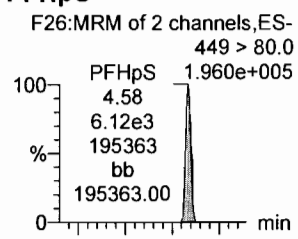

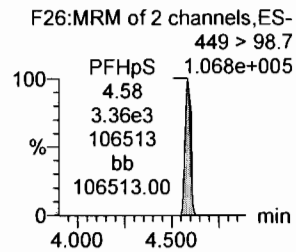

PFNA

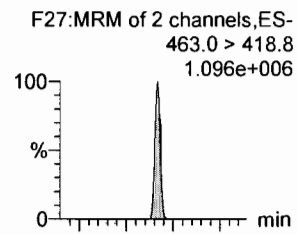

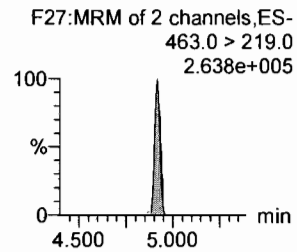

13C2-6:2 FTS

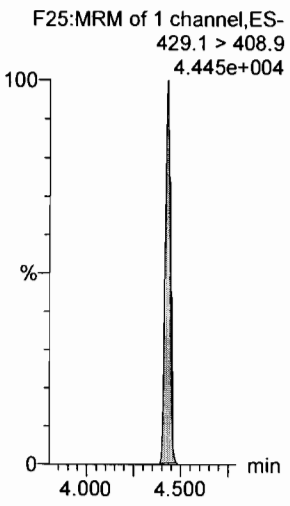

13C4-PFHpA

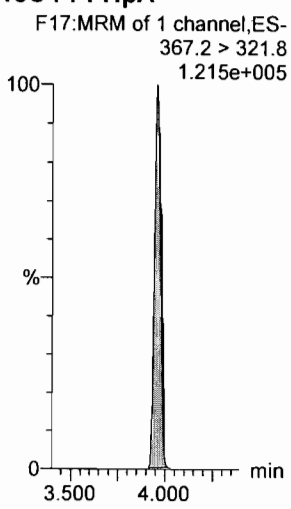

18O2-PFHxS

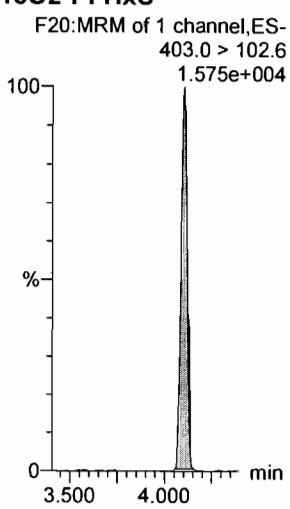

13C2-PFOA

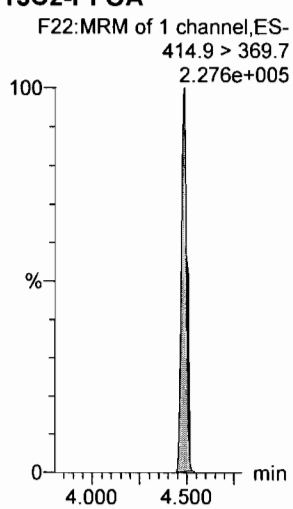

13C8-PFOS

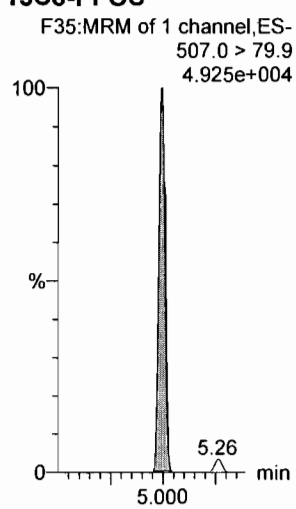

13C5-PFNA

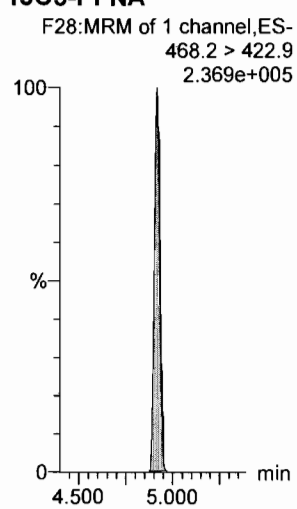

Dataset: F:\Projects\PFAS.PRO\Results\180724M1\180724M1-CRV.qld

Last Altered: Wednesday, July 25, 2018 08:26:55 Pacific Daylight Time
Printed: Wednesday, July 25, 2018 08:28:43 Pacific Daylight Time

Name: 180724M1_8, Date: 24-Jul-2018, Time: 22:22:29, ID: ST180724M1-7 PFC CS4 18G1916, Description: PFC CS4 18G1916

PFOSA

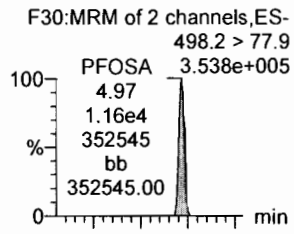

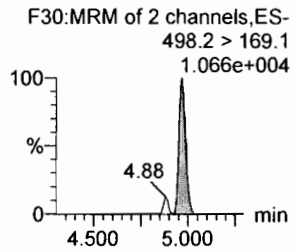

L-PFOS

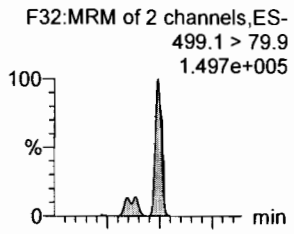

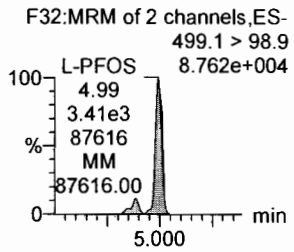

PFDA

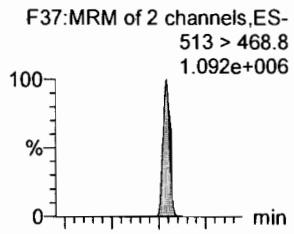

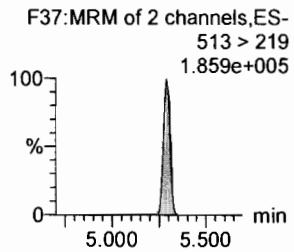

8:2 FTS

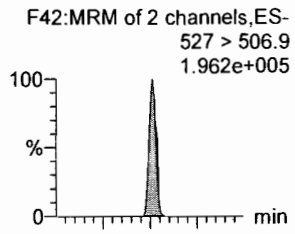

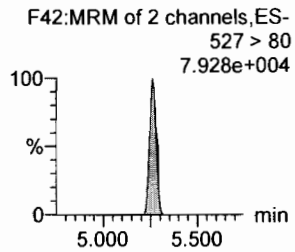

PFNS

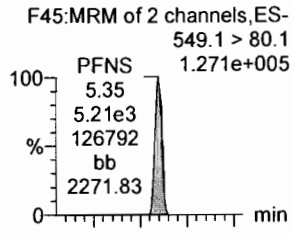

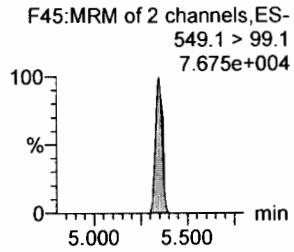

L-MeFOSAA

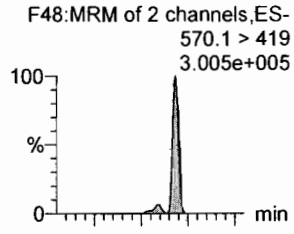

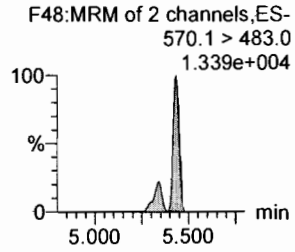

13C8-PFOSA

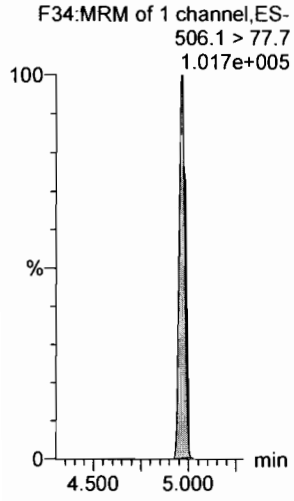

13C8-PFOS

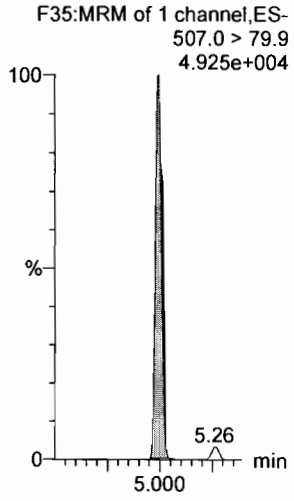

13C2-PFDA

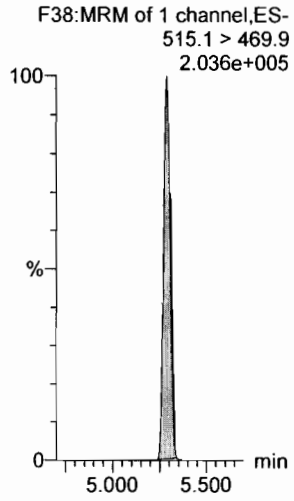

13C2-8:2 FTS

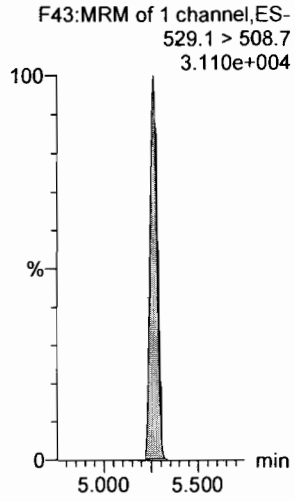

13C2-8:2 FTS

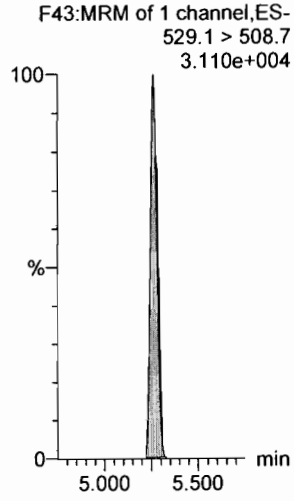

d3-N-MeFOSAA

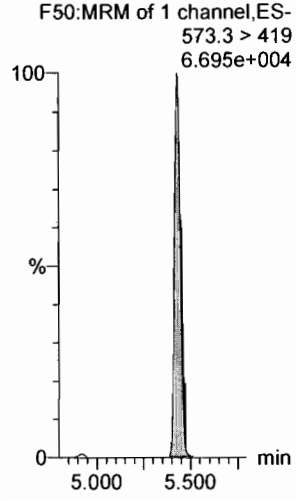

Dataset: F:\Projects\PFAS.PRO\Results\180724M1\180724M1-CRV.qld

Last Altered: Wednesday, July 25, 2018 08:26:55 Pacific Daylight Time
Printed: Wednesday, July 25, 2018 08:28:43 Pacific Daylight Time

Name: 180724M1_8, Date: 24-Jul-2018, Time: 22:22:29, ID: ST180724M1-7 PFC CS4 18G1916, Description: PFC CS4 18G1916

L-EtFOSAA

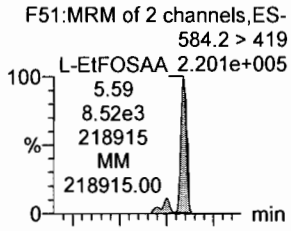

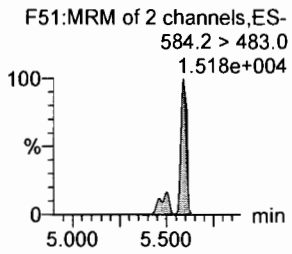

PFDoA

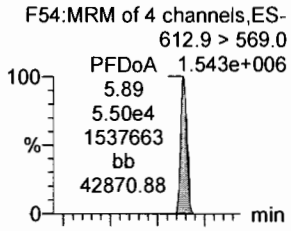

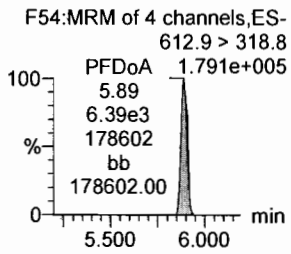

PFDS

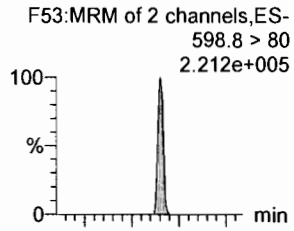

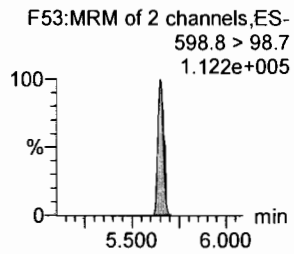

PFUdA

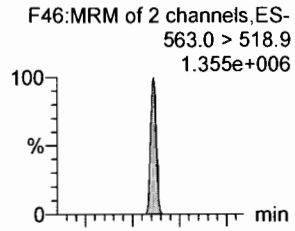

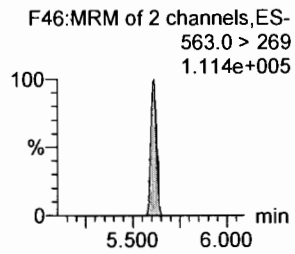

N-MeFOSA

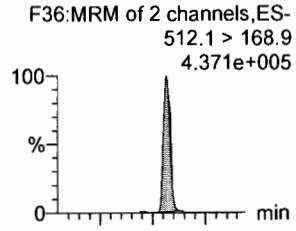

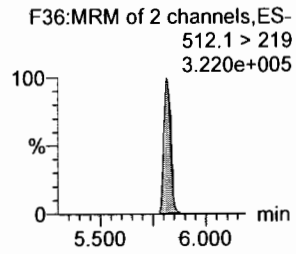

PFTrDA

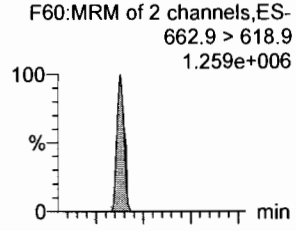

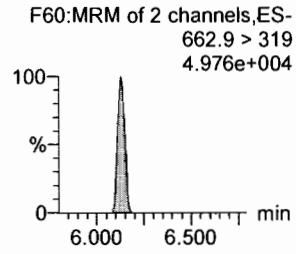

d5-N-EtFOSAA

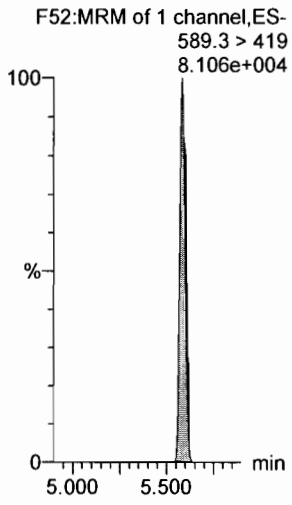

13C2-PFDoA

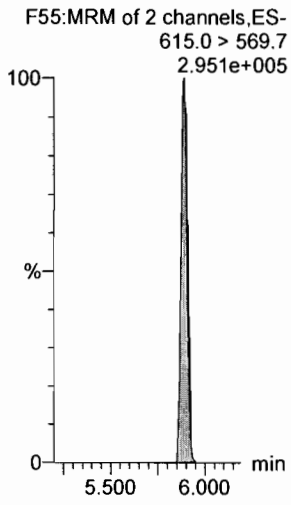

13C2-PFUdA

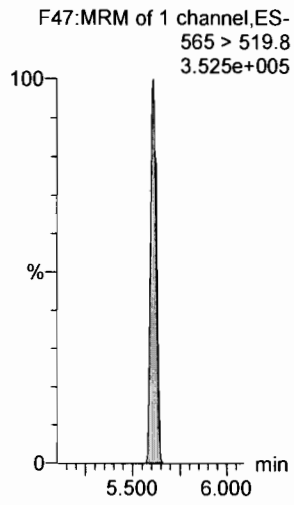

13C2-PFUdA

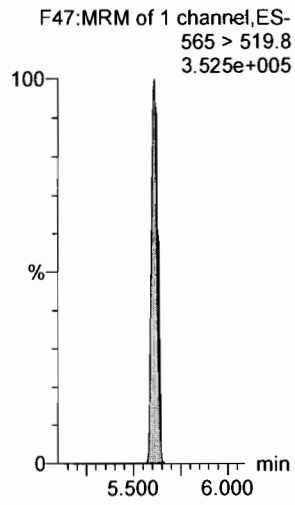

d3-N-MeFOSA

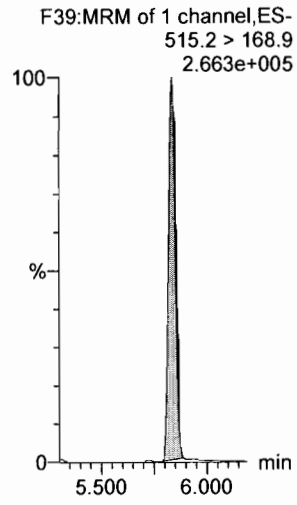

13C2-PFDoA

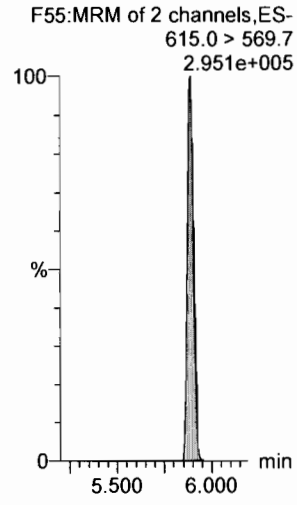

Dataset: F:\Projects\PFAS.PRO\Results\180724M1\180724M1-CRV.qld

Last Altered: Wednesday, July 25, 2018 08:26:55 Pacific Daylight Time
Printed: Wednesday, July 25, 2018 08:28:43 Pacific Daylight Time

Name: 180724M1_8, Date: 24-Jul-2018, Time: 22:22:29, ID: ST180724M1-7 PFC CS4 18G1916, Description: PFC CS4 18G1916

PFTeDA

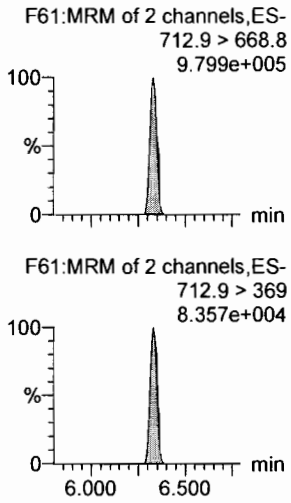

N-EtFOSA

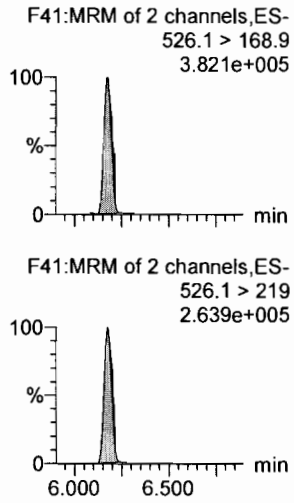

PFHxDA

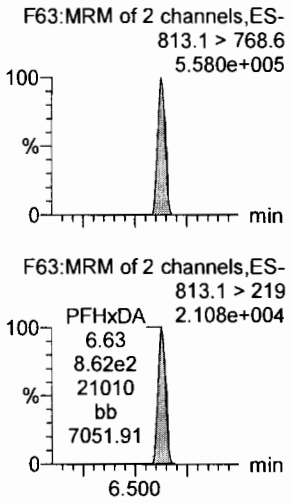

PFODA

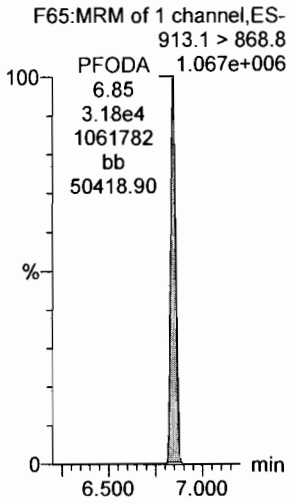

N-MeFOSE

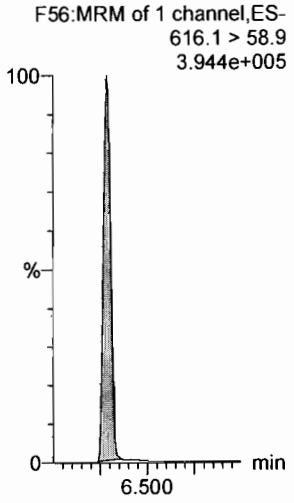

N-EtFOSE

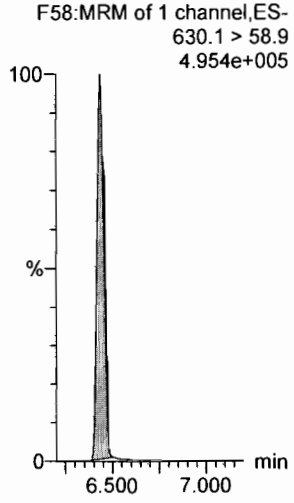

13C2-PFTeDA

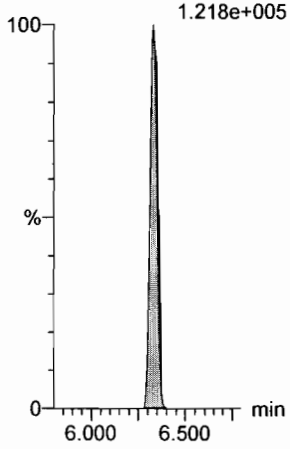

d5-N-ETFOSA

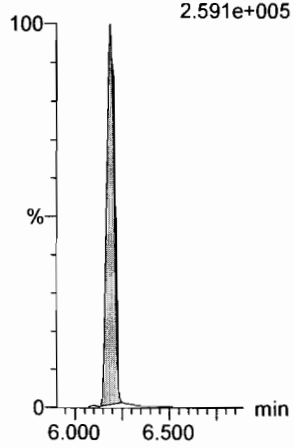

13C2-PFHxDA

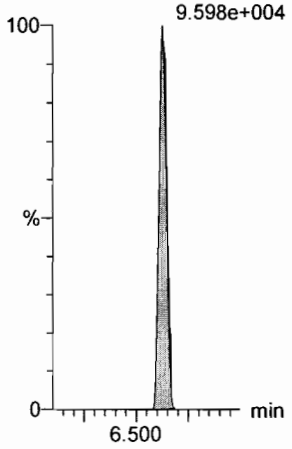

13C2-PFHxDA

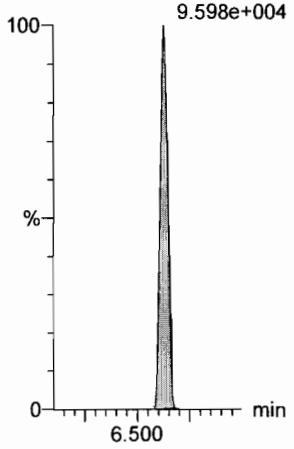

d7-N-MeFOSE

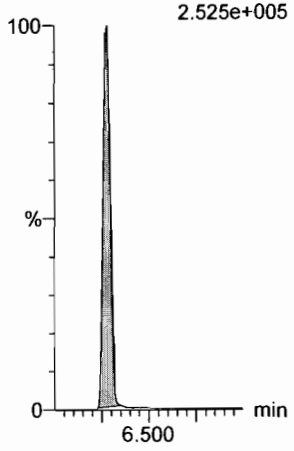

d9-N-EtFOSE

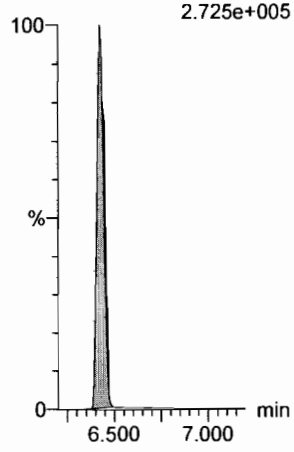

Dataset: F:\Projects\PFAS.PRO\Results\180724M1\180724M1-CRV.qld

Last Altered: Wednesday, July 25, 2018 08:26:55 Pacific Daylight Time
Printed: Wednesday, July 25, 2018 08:28:43 Pacific Daylight Time

Name: 180724M1_8, Date: 24-Jul-2018, Time: 22:22:29, ID: ST180724M1-7 PFC CS4 18G1916, Description: PFC CS4 18G1916

13C4-PFBA

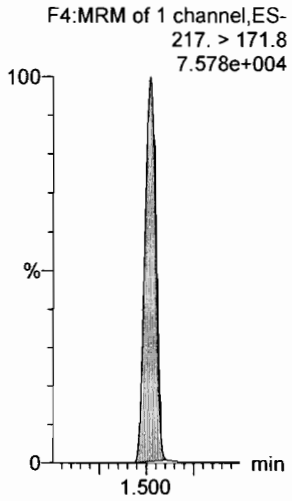

13C5-PFHxA

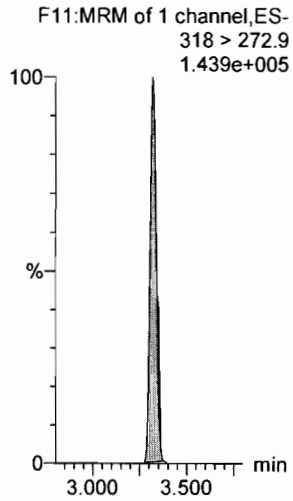

13C3-PFHxS

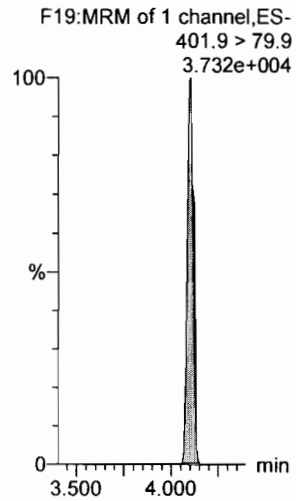

13C8-PFOA

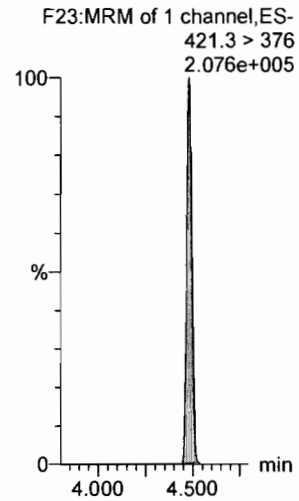

13C9-PFNA

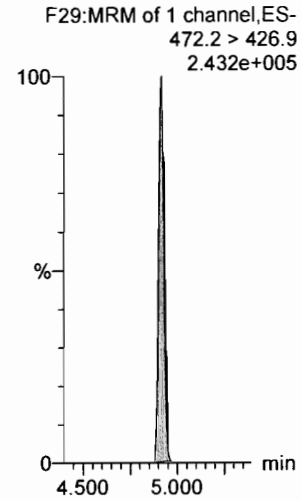

13C4-PFOS

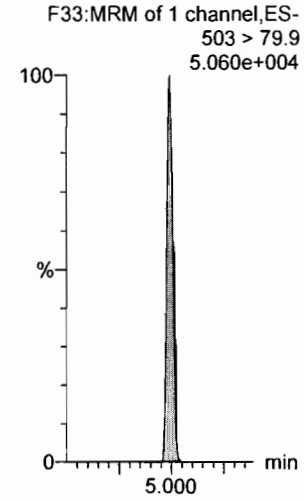

13C6-PFDA

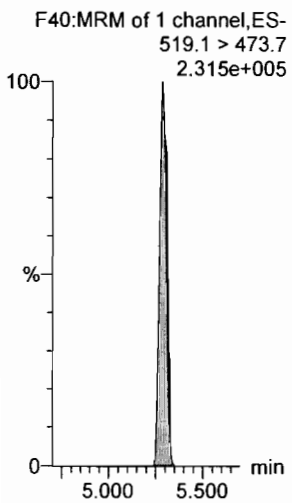

13C7-PFUdA

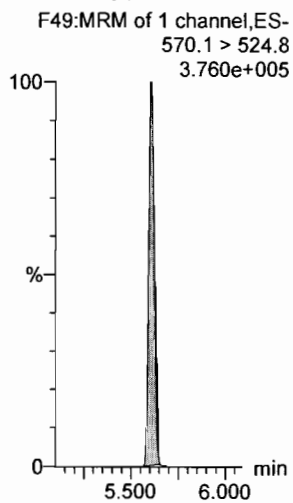

Dataset: F:\Projects\PFAS.PRO\Results\180724M1\180724M1-CRV.qld

Last Altered: Wednesday, July 25, 2018 08:26:55 Pacific Daylight Time
Printed: Wednesday, July 25, 2018 08:28:43 Pacific Daylight Time

Name: 180724M1_9, Date: 24-Jul-2018, Time: 22:32:59, ID: ST180724M1-8 PFC CS5 18G1917, Description: PFC CS5 18G1917

PFBA

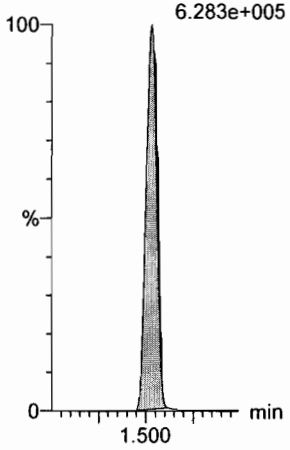

PFPeA

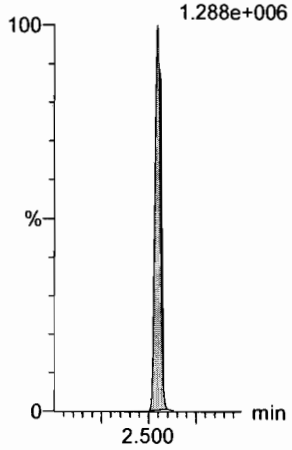

PFBS

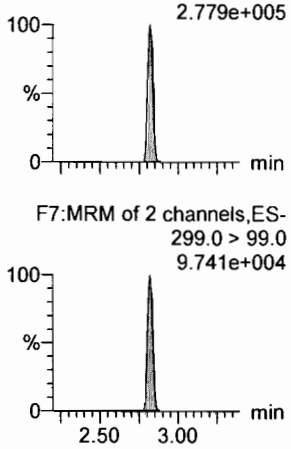

4:2 FTS

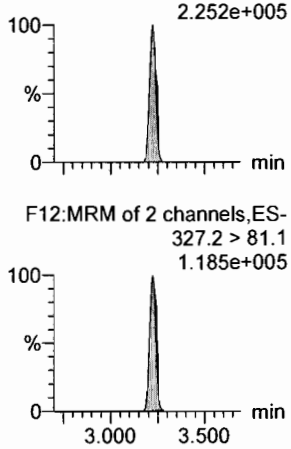

PFHxA

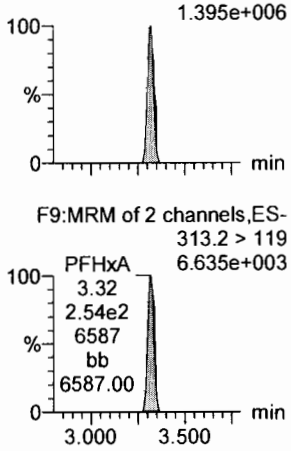

PFPeS

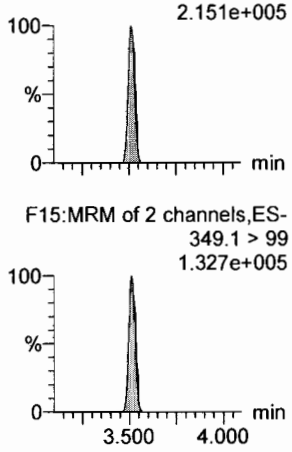

13C3-PFBA

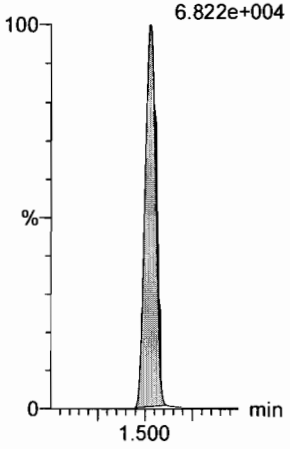

13C3-PFPeA

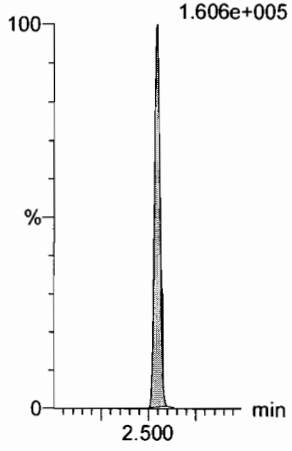

13C3-PFBS

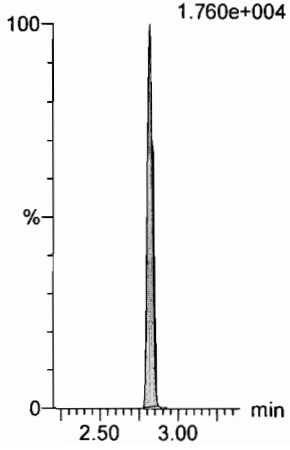

13C2-4:2 FTS

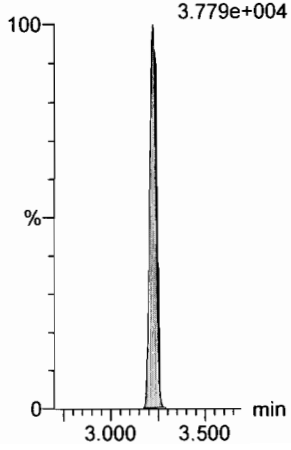

13C2-PFHxA

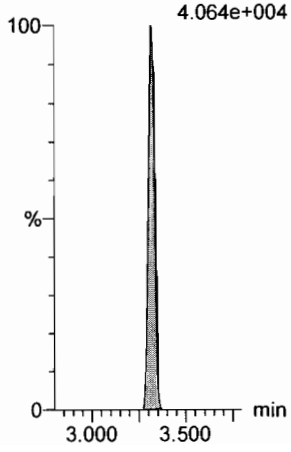

13C3-PFBS

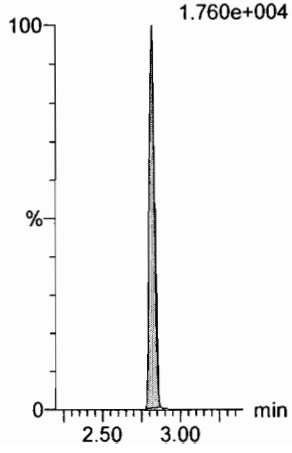

Dataset: F:\Projects\PFAS.PRO\Results\180724M1\180724M1-CRV.qld

Last Altered: Wednesday, July 25, 2018 08:26:55 Pacific Daylight Time
Printed: Wednesday, July 25, 2018 08:28:43 Pacific Daylight Time

Name: 180724M1_9, Date: 24-Jul-2018, Time: 22:32:59, ID: ST180724M1-8 PFC CS5 18G1917, Description: PFC CS5 18G1917

6:2 FTS

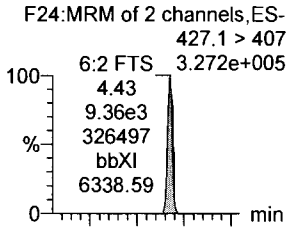

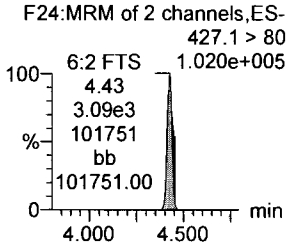

PFHpA

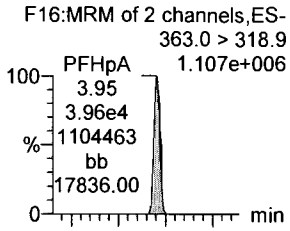

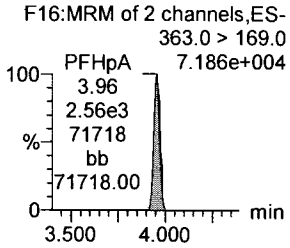

L-PFHxS

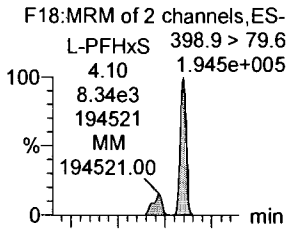

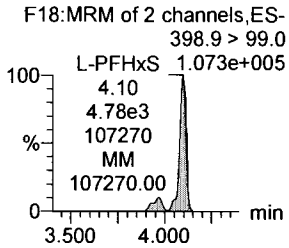

L-PFOA

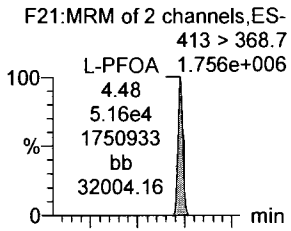

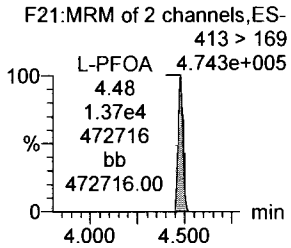

PFHpS

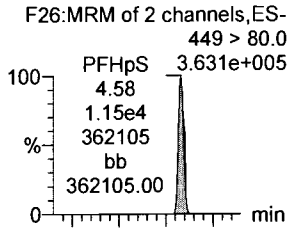

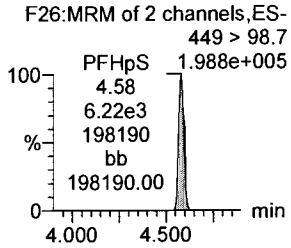

PFNA

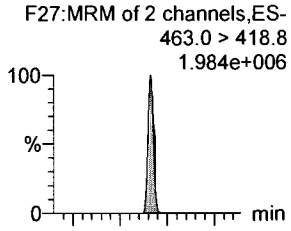

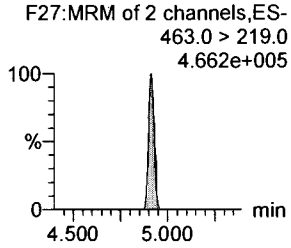

13C2-6:2 FTS

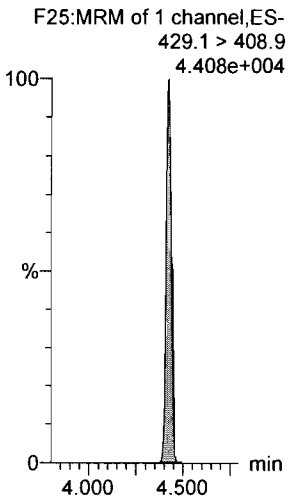

13C4-PFHpA

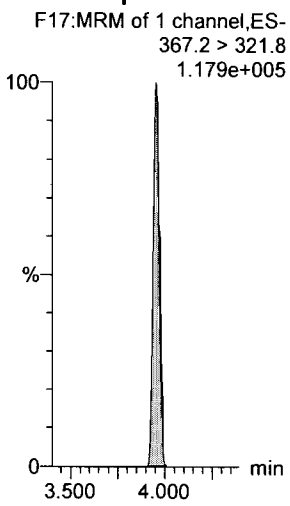

18O2-PFHxS

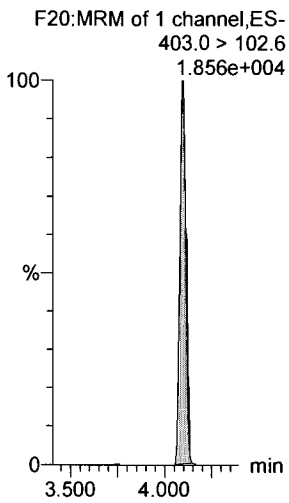

13C2-PFOA

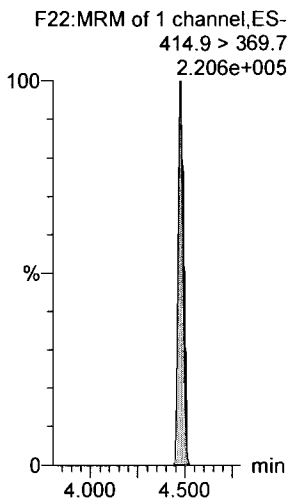

13C8-PFOS

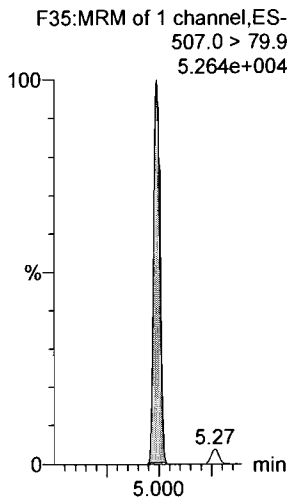

13C5-PFNA

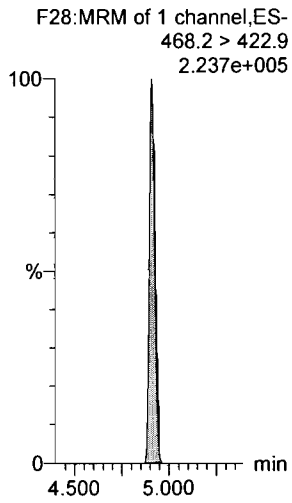

Dataset: F:\Projects\PFAS.PRO\Results\180724M1\180724M1-CRV.qld

Last Altered: Wednesday, July 25, 2018 08:26:55 Pacific Daylight Time
Printed: Wednesday, July 25, 2018 08:28:43 Pacific Daylight Time

Name: 180724M1_9, Date: 24-Jul-2018, Time: 22:32:59, ID: ST180724M1-8 PFC CS5 18G1917, Description: PFC CS5 18G1917

PFOSA

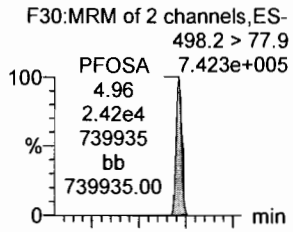

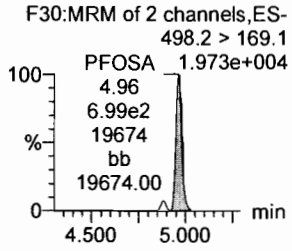

L-PFOS

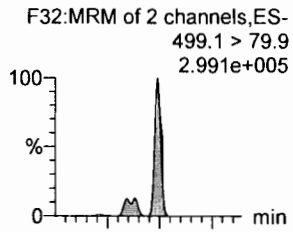

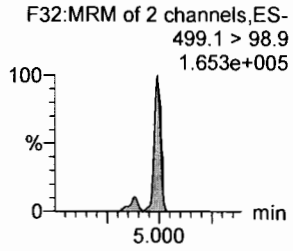

PFDA

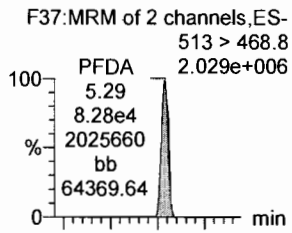

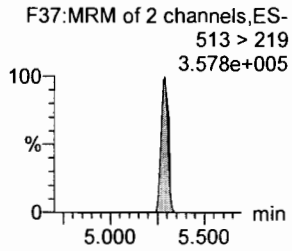

8:2 FTS

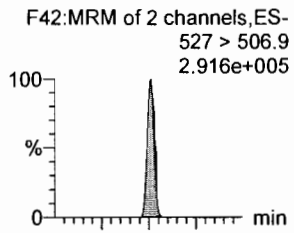

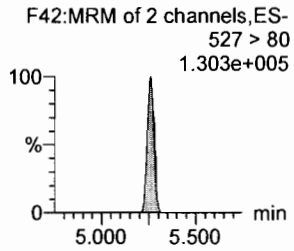

PFNS

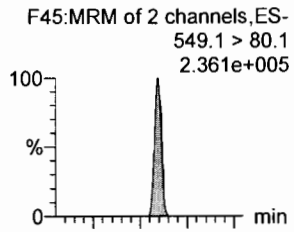

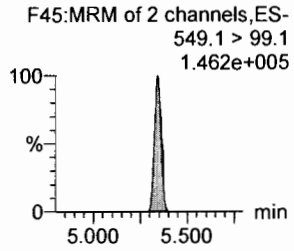

L-MeFOSAA

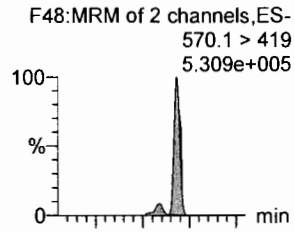

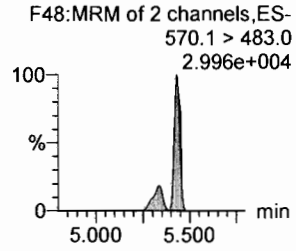

13C8-PFOSA

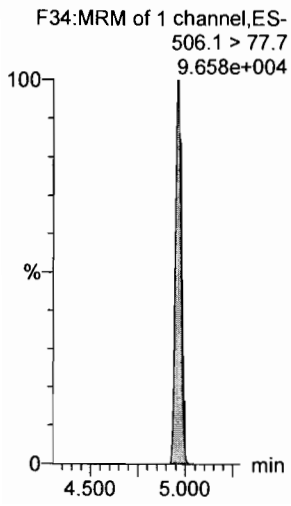

13C8-PFOS

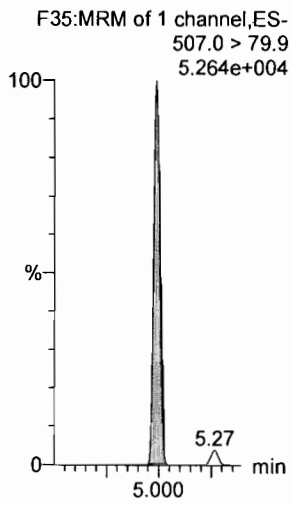

13C2-PFDA

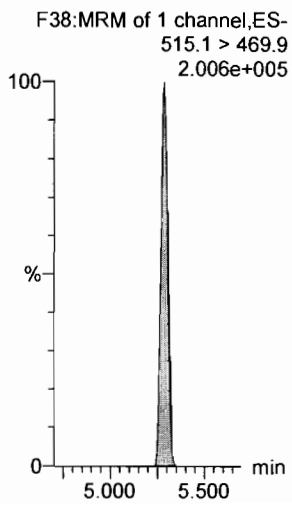

13C2-8:2 FTS

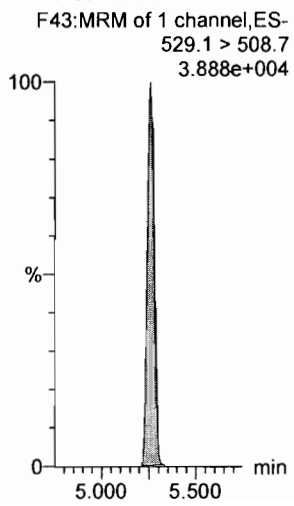

13C2-8:2 FTS

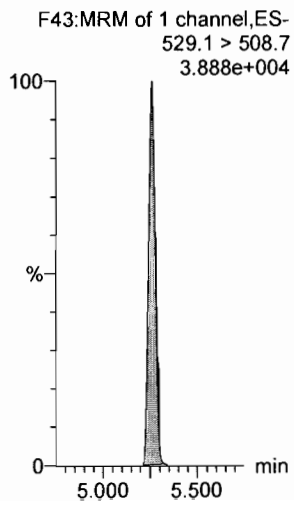

d3-N-MeFOSAA

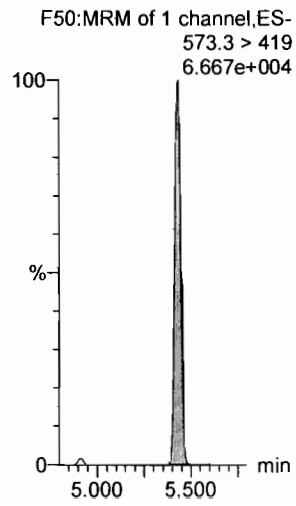

Dataset: F:\Projects\PFAS.PRO\Results\180724M1\180724M1-CRV.qld

Last Altered: Wednesday, July 25, 2018 08:26:55 Pacific Daylight Time
Printed: Wednesday, July 25, 2018 08:28:43 Pacific Daylight Time

Name: 180724M1_9, Date: 24-Jul-2018, Time: 22:32:59, ID: ST180724M1-8 PFC CS5 18G1917, Description: PFC CS5 18G1917

L-EtFOSAA

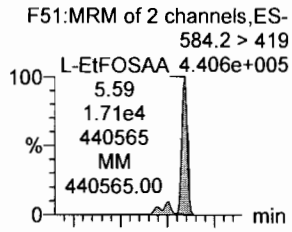

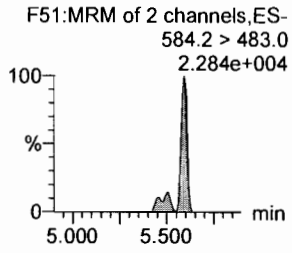

PFDoA

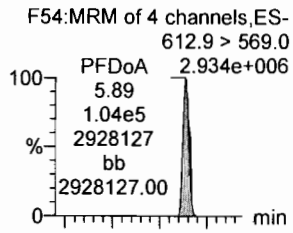

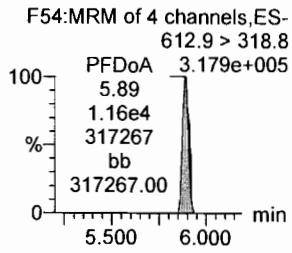

PFDS

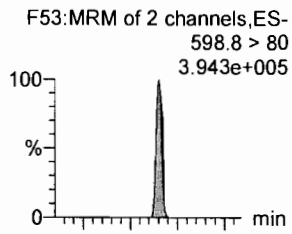

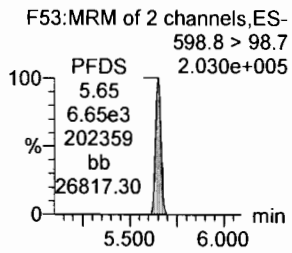

PFUdA

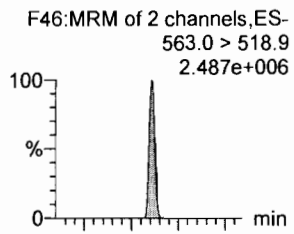

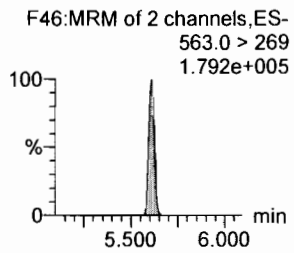

N-MeFOSA

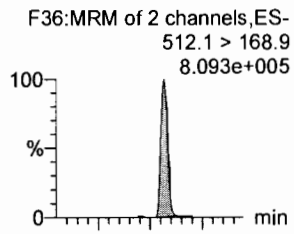

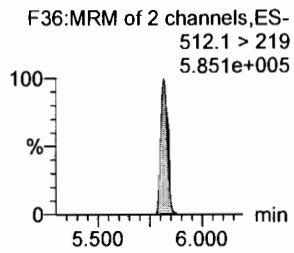

PFTrDA

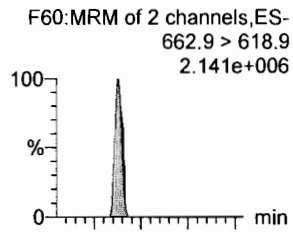

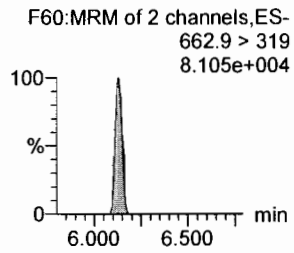

d5-N-EtFOSAA

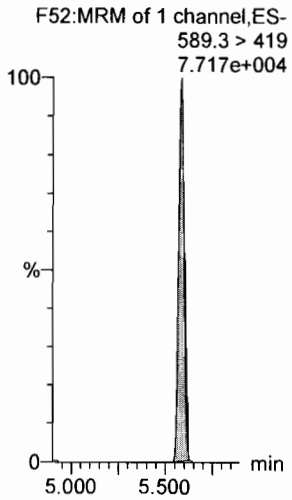

13C2-PFDoA

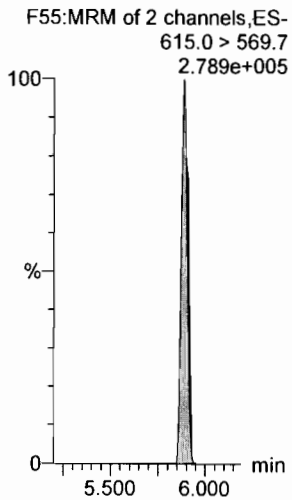

13C2-PFUdA

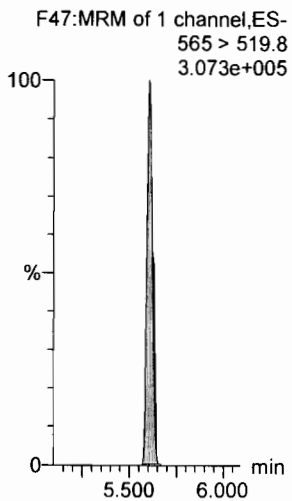

13C2-PFUdA

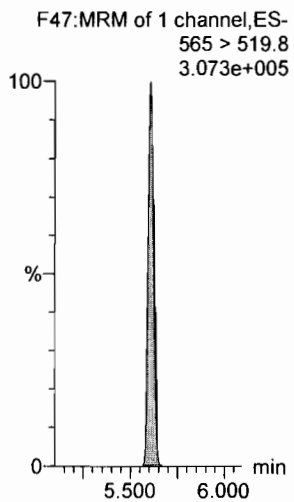

d3-N-MeFOSA

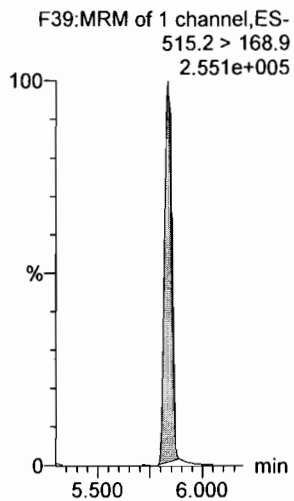

13C2-PFDoA

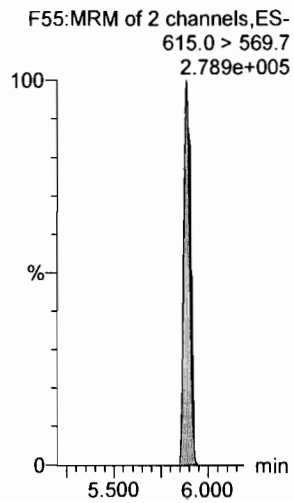

Dataset: F:\Projects\PFAS.PRO\Results\180724M1\180724M1-CRV.qld

Last Altered: Wednesday, July 25, 2018 08:26:55 Pacific Daylight Time
Printed: Wednesday, July 25, 2018 08:28:43 Pacific Daylight Time

Name: 180724M1_9, Date: 24-Jul-2018, Time: 22:32:59, ID: ST180724M1-8 PFC CS5 18G1917, Description: PFC CS5 18G1917

PFTeDA

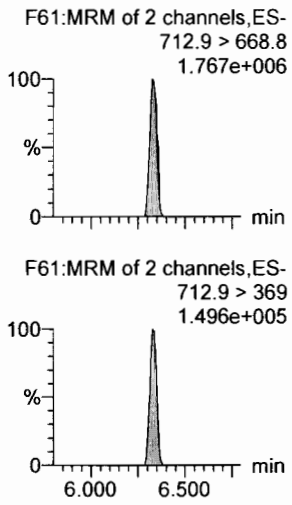

N-EtFOSA

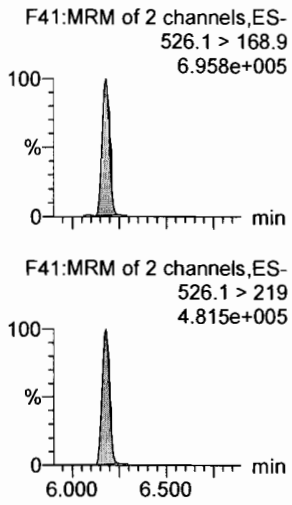

PFHxDA

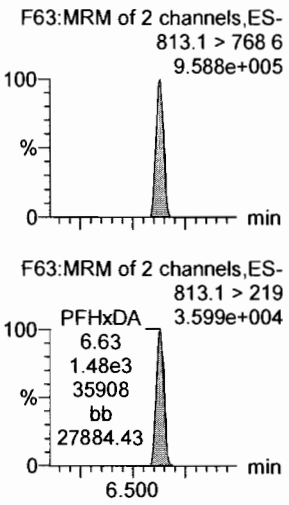

PFODA

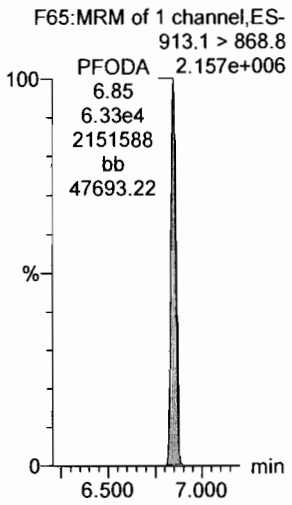

N-MeFOSE

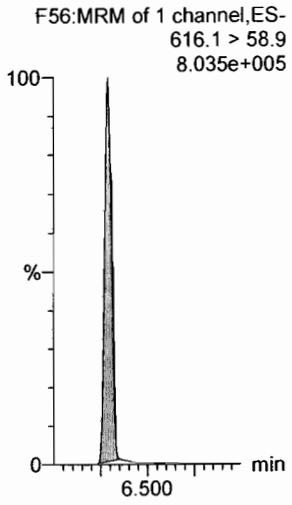

N-EtFOSE

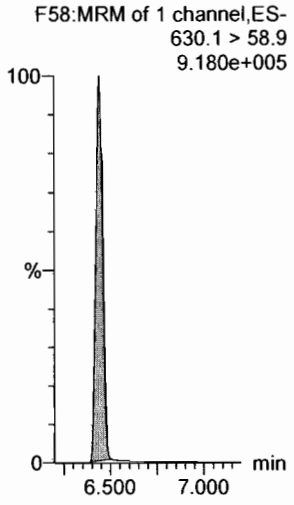

13C2-PFTeDA

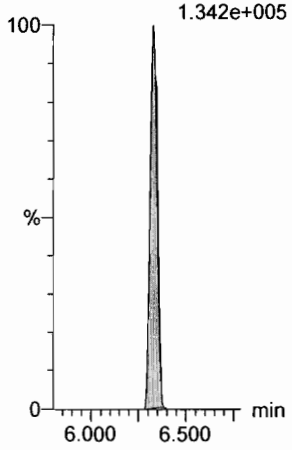

d5-N-ETFOSA

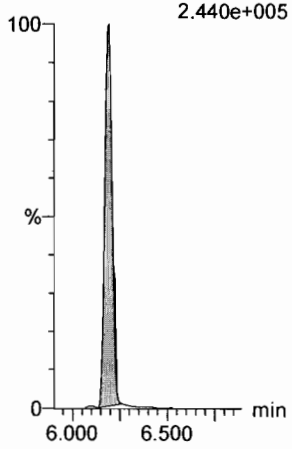

13C2-PFHxDA

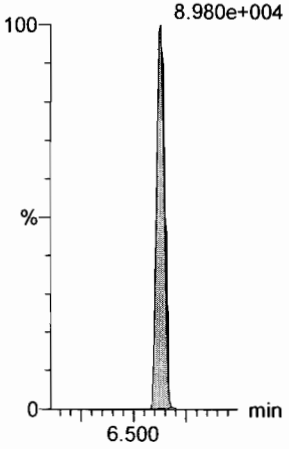

13C2-PFHxDA

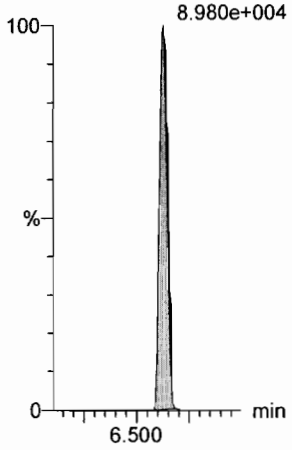

d7-N-MeFOSE

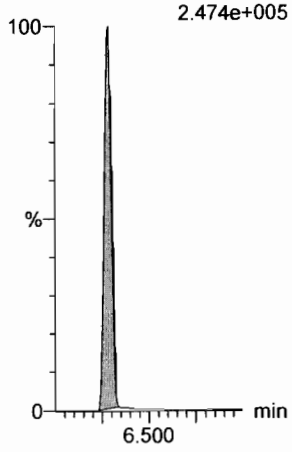

d9-N-EtFOSE

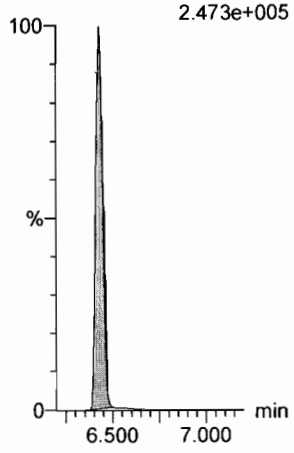

Dataset: F:\Projects\PFAS.PRO\Results\180724M1\180724M1-CRV.qld

Last Altered: Wednesday, July 25, 2018 08:26:55 Pacific Daylight Time
Printed: Wednesday, July 25, 2018 08:28:43 Pacific Daylight Time

Name: 180724M1_9, Date: 24-Jul-2018, Time: 22:32:59, ID: ST180724M1-8 PFC CS5 18G1917, Description: PFC CS5 18G1917

13C4-PFBA

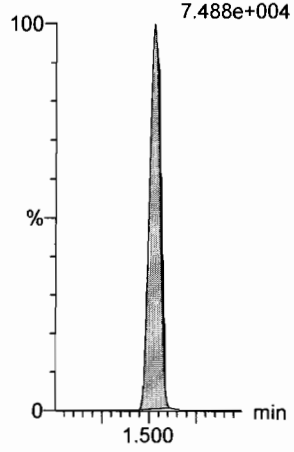

13C5-PFHxA

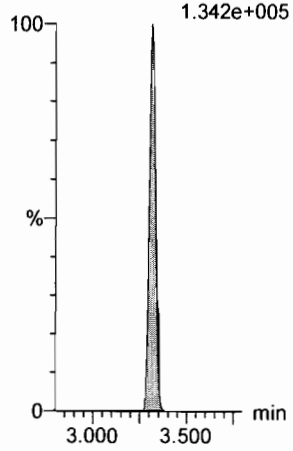

13C3-PFHxS

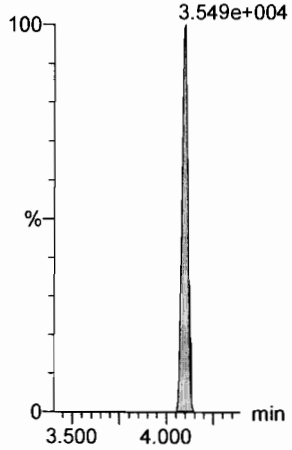

13C8-PFOA

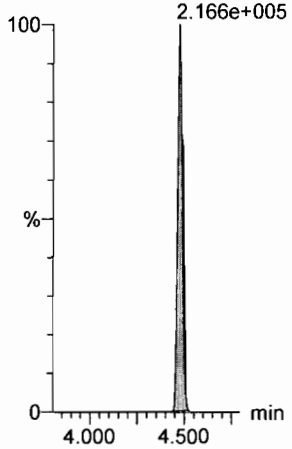

13C9-PFNA

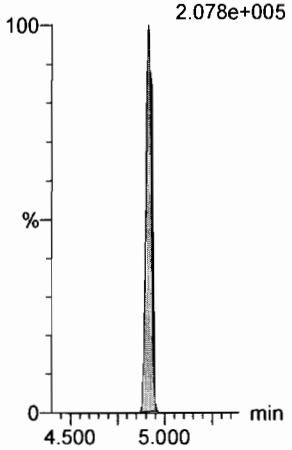

13C4-PFOS

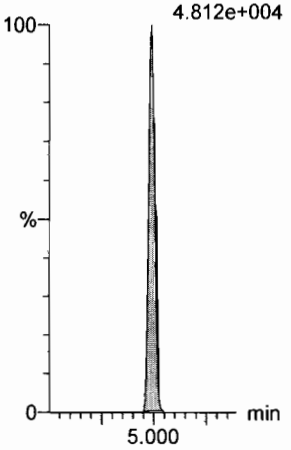

13C6-PFDA

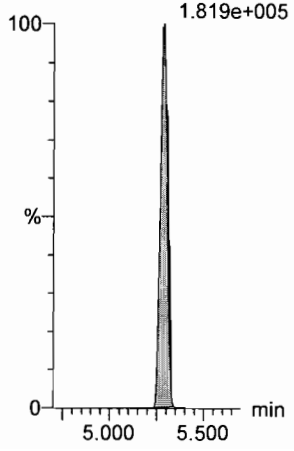

13C7-PFUdA

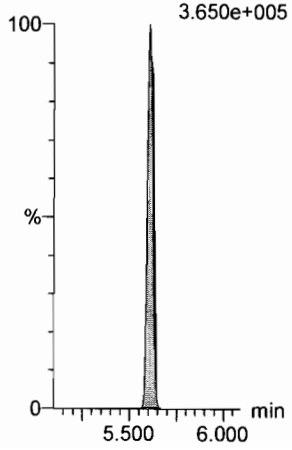

Dataset: F:\Projects\PFAS.PRO\Results\180724M1\180724M1-CRV.qld

Last Altered: Wednesday, July 25, 2018 08:26:55 Pacific Daylight Time
Printed: Wednesday, July 25, 2018 08:28:43 Pacific Daylight Time

Name: 180724M1_10, Date: 24-Jul-2018, Time: 22:43:24, ID: ST180724M1-9 PFC CS6 18G1918, Description: PFC CS6 18G1918

PFBA

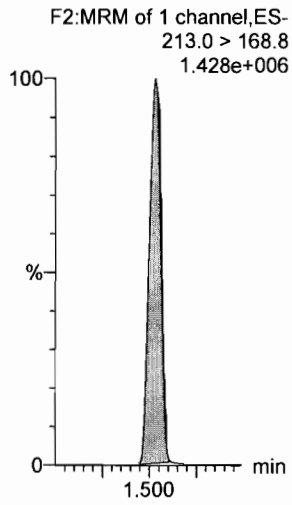

PFPeA



PFBS

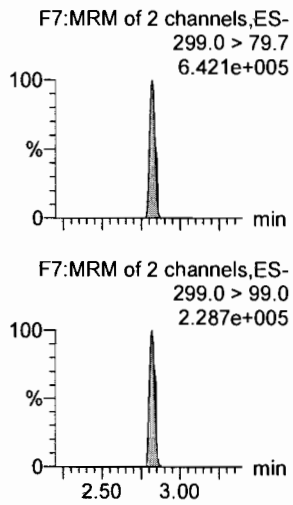

4:2 FTS

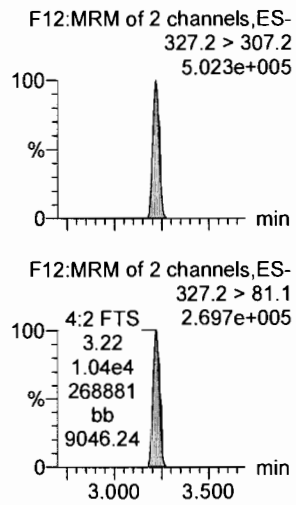

PFHxA

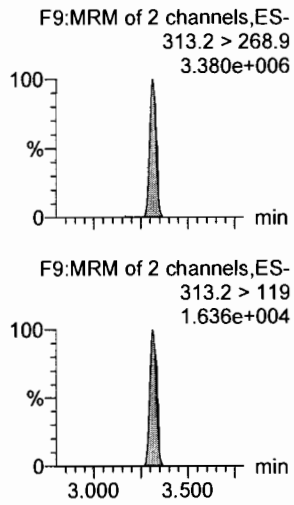

PFPeS

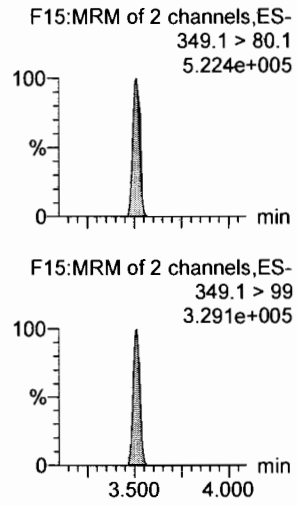

13C3-PFBA

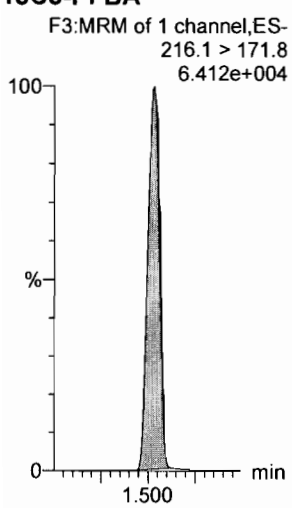

13C3-PFPeA

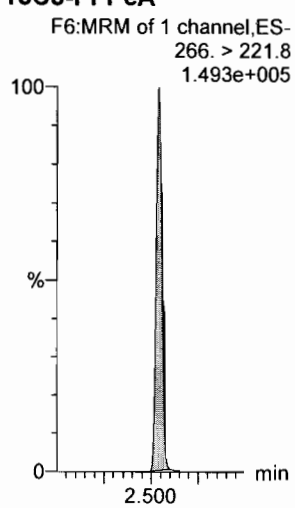

13C3-PFBS



13C2-4:2 FTS



13C2-PFHxA

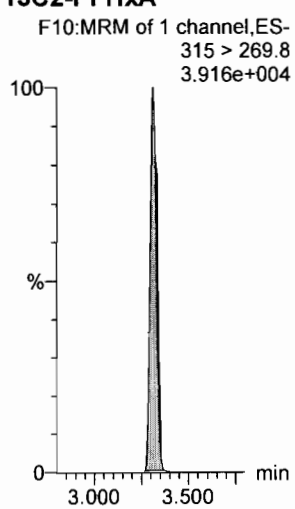

13C3-PFBS

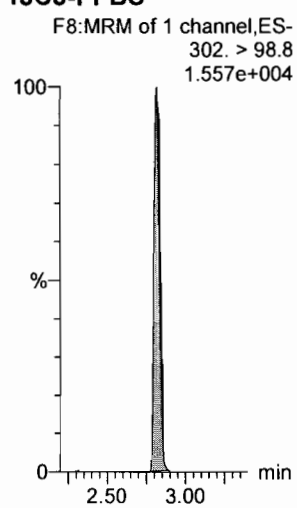

Dataset: F:\Projects\PFAS.PRO\Results\180724M1\180724M1-CRV.qld

Last Altered: Wednesday, July 25, 2018 08:26:55 Pacific Daylight Time
Printed: Wednesday, July 25, 2018 08:28:43 Pacific Daylight Time

Name: 180724M1_10, Date: 24-Jul-2018, Time: 22:43:24, ID: ST180724M1-9 PFC CS6 18G1918, Description: PFC CS6 18G1918

6:2 FTS

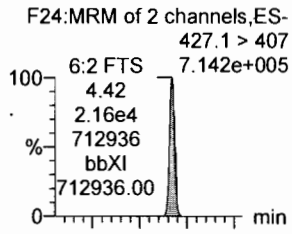

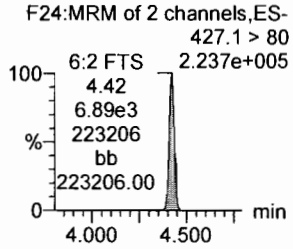

PFHpA

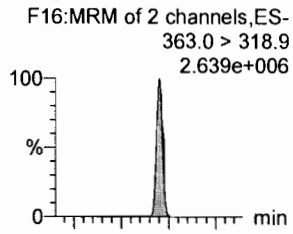

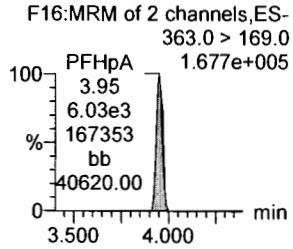

L-PFHxS

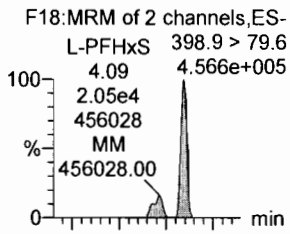

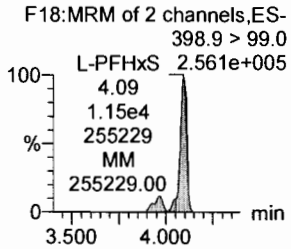

L-PFOA

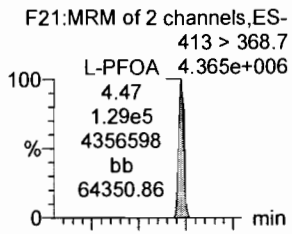

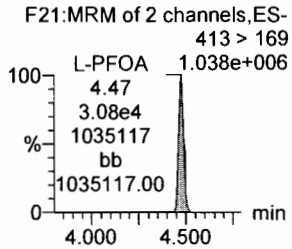

PFHpS

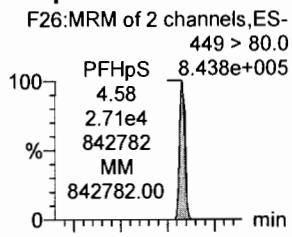

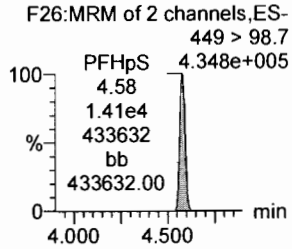

PFNA

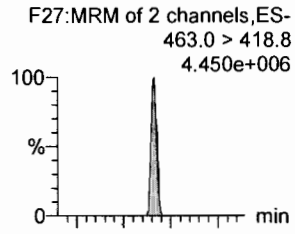

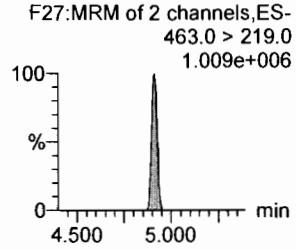

13C2-6:2 FTS

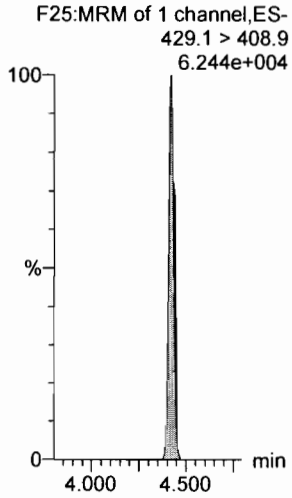

13C4-PFHpA

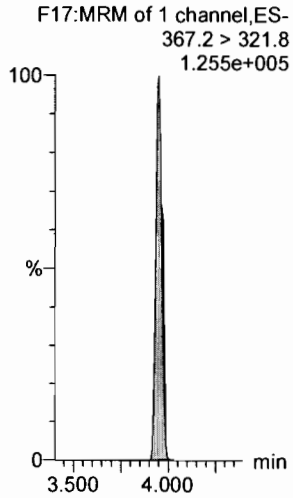

18O2-PFHxS

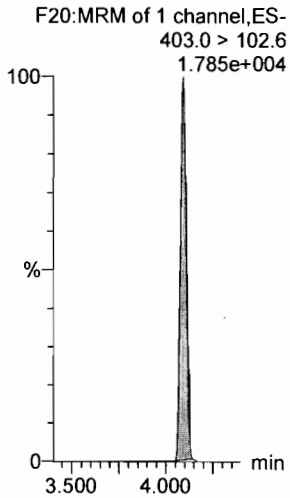

13C2-PFOA

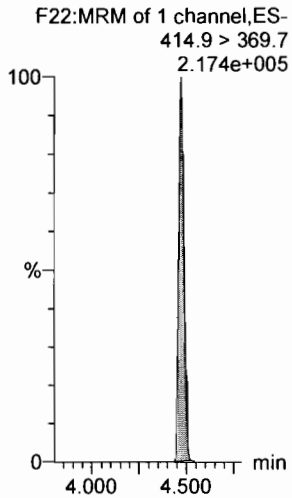

13C8-PFOS

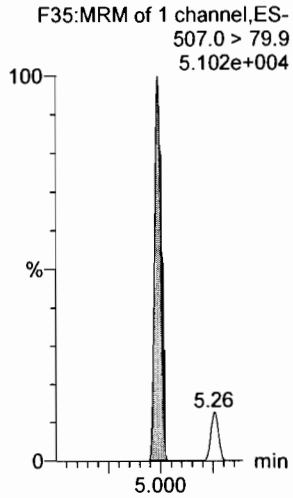

13C5-PFNA

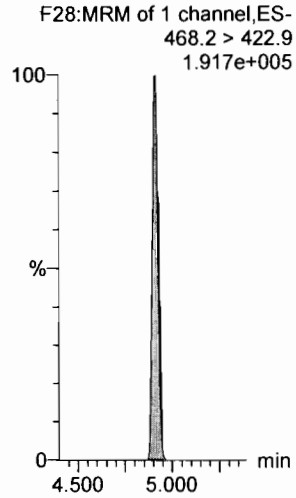

Dataset: F:\Projects\PFAS.PRO\Results\180724M1\180724M1-CRV.qld

Last Altered: Wednesday, July 25, 2018 08:26:55 Pacific Daylight Time
Printed: Wednesday, July 25, 2018 08:28:43 Pacific Daylight Time

Name: 180724M1_10, Date: 24-Jul-2018, Time: 22:43:24, ID: ST180724M1-9 PFC CS6 18G1918, Description: PFC CS6 18G1918

PFOSA

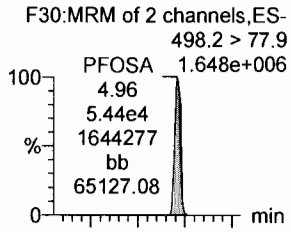

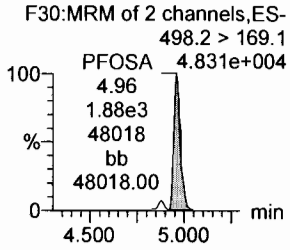

L-PFOS

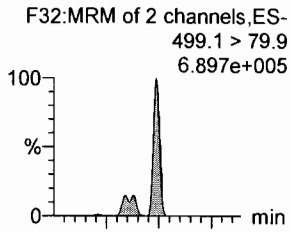

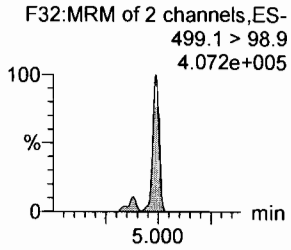

PFDA

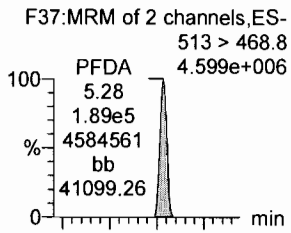

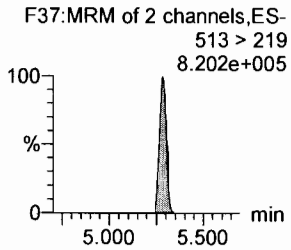

8:2 FTS

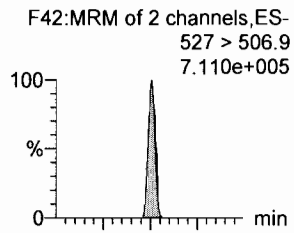

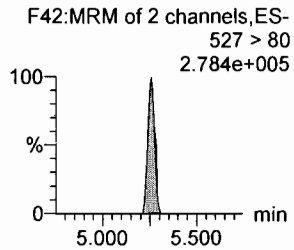

PFNS

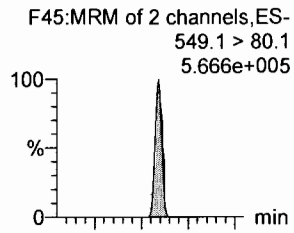

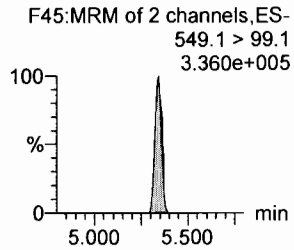

L-MeFOSAA

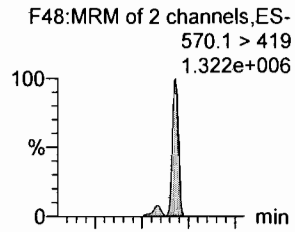

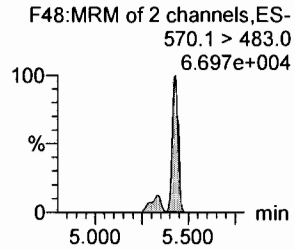

13C8-PFOSA

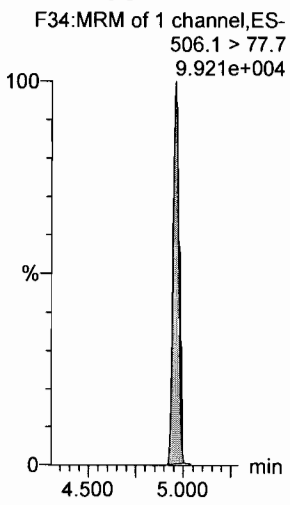

13C8-PFOS

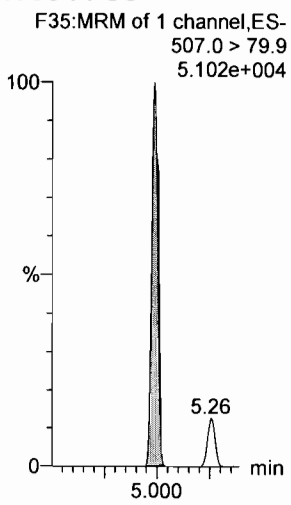

13C2-PFDA

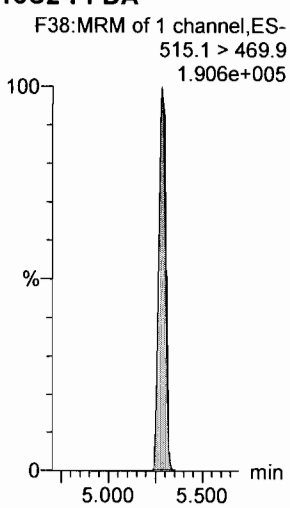

13C2-8:2 FTS

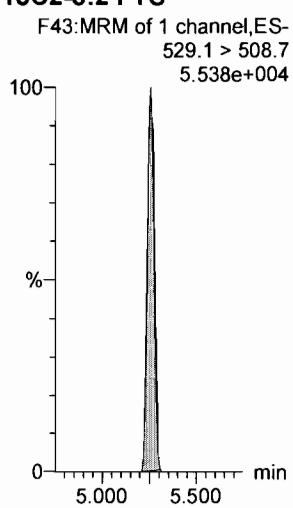

13C2-8:2 FTS

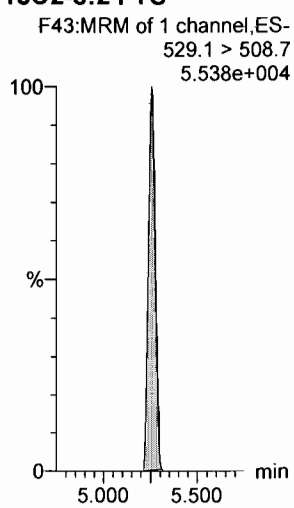

d3-N-MeFOSAA

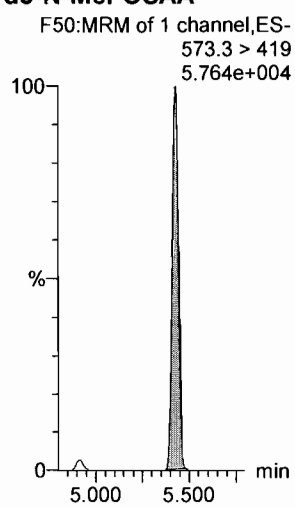

Dataset: F:\Projects\PFAS.PRO\Results\180724M1\180724M1-CRV.qld

Last Altered: Wednesday, July 25, 2018 08:26:55 Pacific Daylight Time
Printed: Wednesday, July 25, 2018 08:28:43 Pacific Daylight Time

Name: 180724M1_10, Date: 24-Jul-2018, Time: 22:43:24, ID: ST180724M1-9 PFC CS6 18G1918, Description: PFC CS6 18G1918

L-EtFOSAA

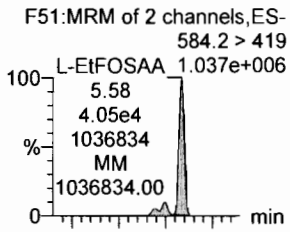

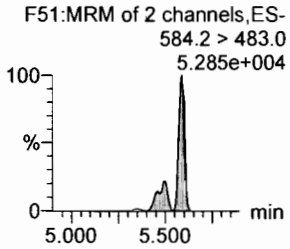

PFDoA

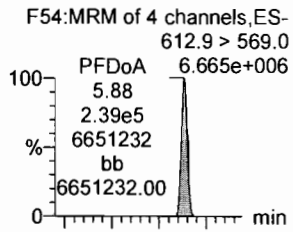

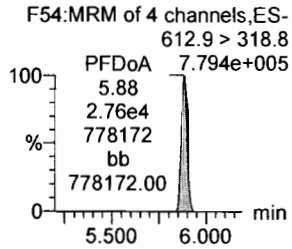

PFDS

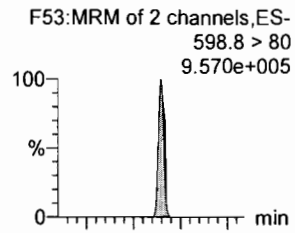

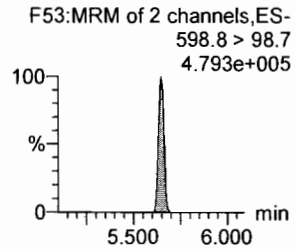

PFUdA

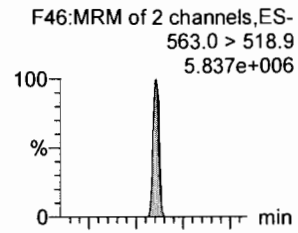

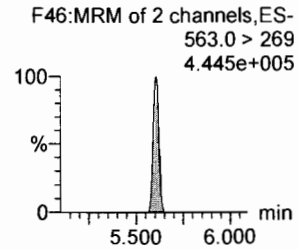

N-MeFOSA

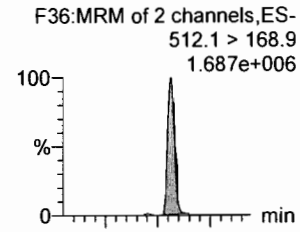

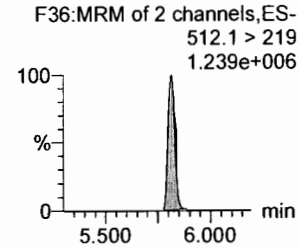

PFTrDA

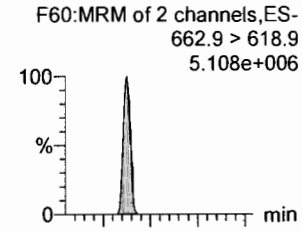

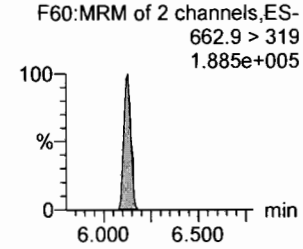

d5-N-EtFOSAA

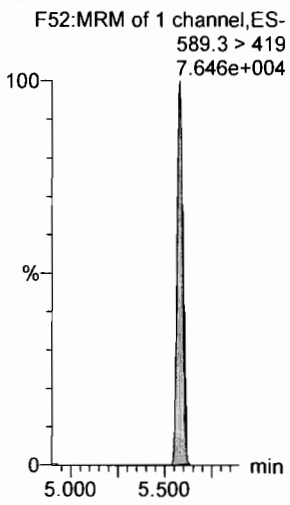

13C2-PFDoA

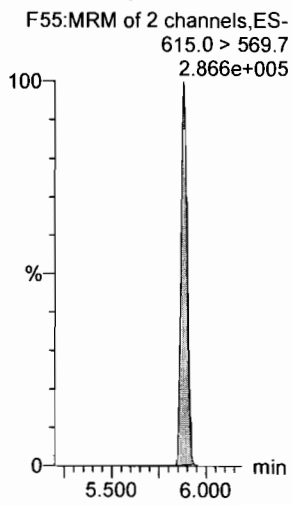

13C2-PFUdA

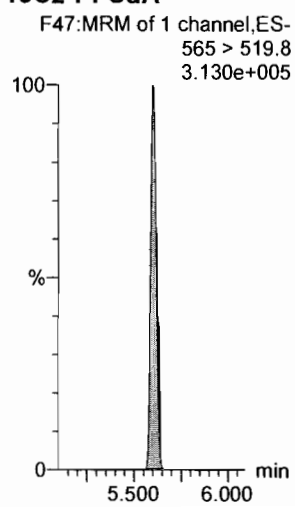

13C2-PFUdA

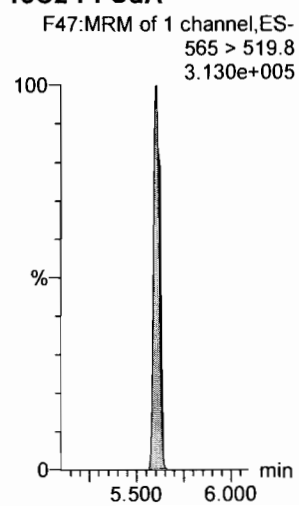

d3-N-MeFOSA

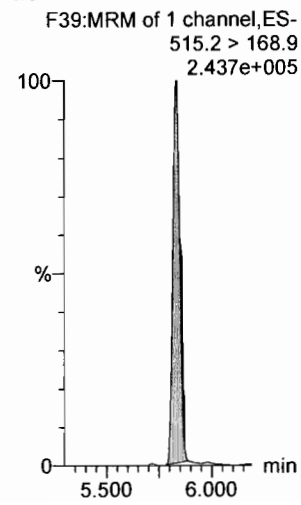

13C2-PFDoA

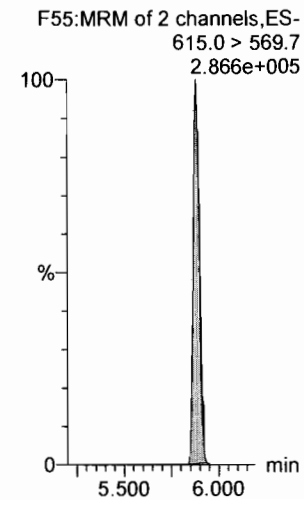

Dataset: F:\Projects\PFAS.PRO\Results\180724M1\180724M1-CRV.qld

Last Altered: Wednesday, July 25, 2018 08:26:55 Pacific Daylight Time
Printed: Wednesday, July 25, 2018 08:28:43 Pacific Daylight Time

Name: 180724M1_10, Date: 24-Jul-2018, Time: 22:43:24, ID: ST180724M1-9 PFC CS6 18G1918, Description: PFC CS6 18G1918

PFTeDA

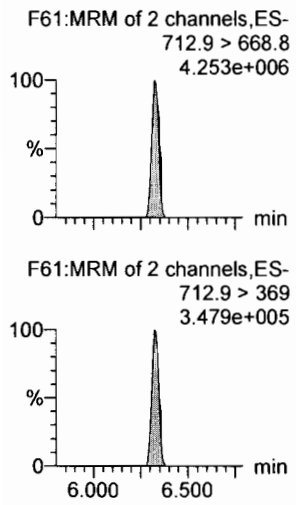

N-EtFOSA

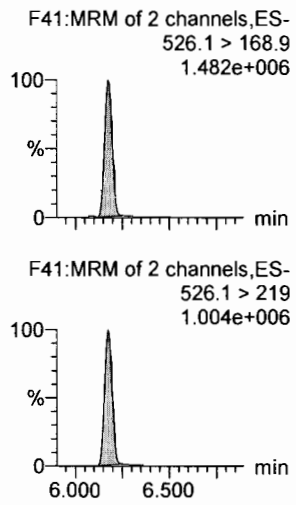

PFHxDA

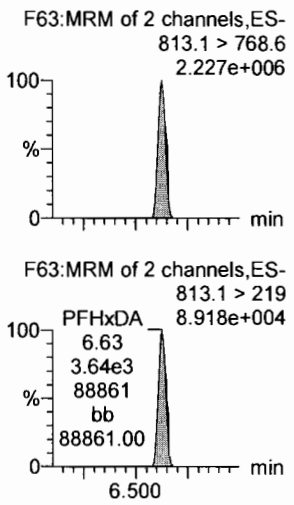

PFODA

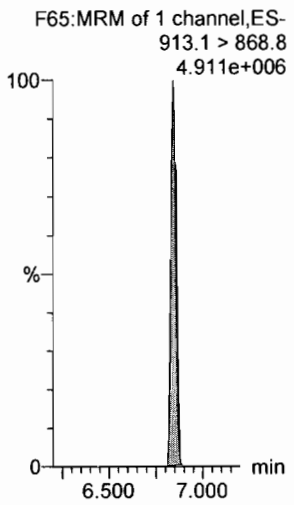

N-MeFOSE

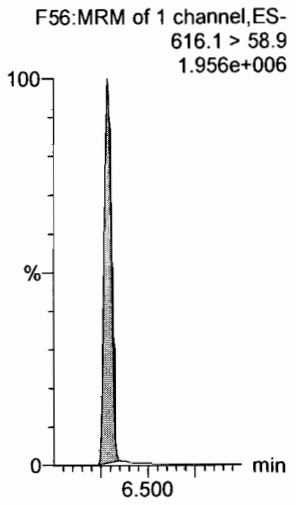

N-EtFOSE

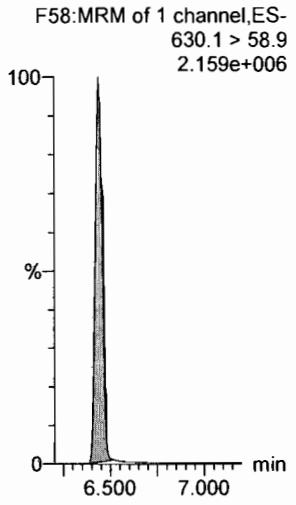

13C2-PFTeDA

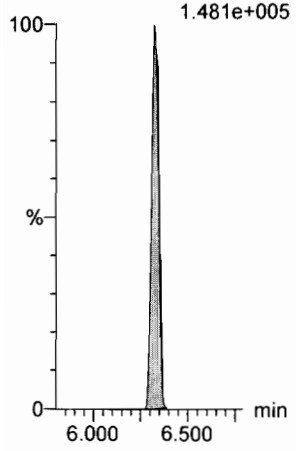

d5-N-ETFOSA

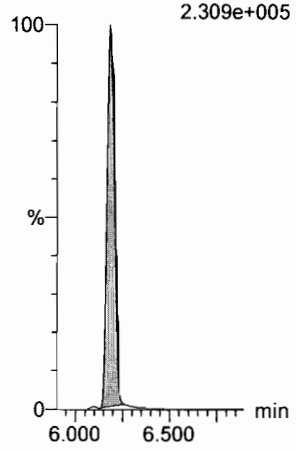

13C2-PFHxDA

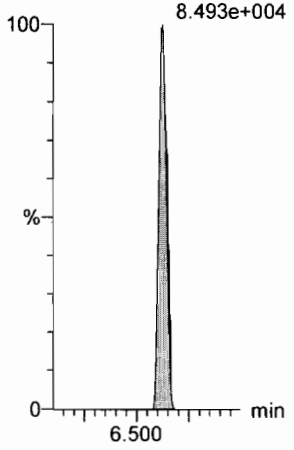

13C2-PFHxDA

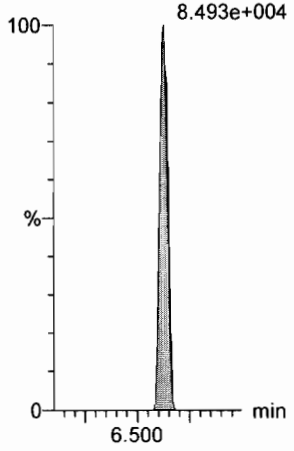

d7-N-MeFOSE

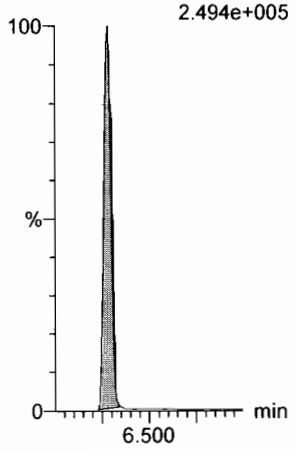

d9-N-EtFOSE

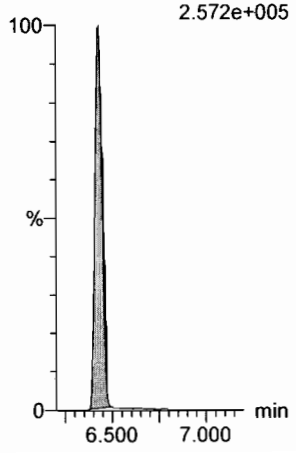

Dataset: F:\Projects\PFAS.PRO\Results\180724M1\180724M1-CRV.qld

Last Altered: Wednesday, July 25, 2018 08:26:55 Pacific Daylight Time
Printed: Wednesday, July 25, 2018 08:28:43 Pacific Daylight Time

Name: 180724M1_10, Date: 24-Jul-2018, Time: 22:43:24, ID: ST180724M1-9 PFC CS6 18G1918, Description: PFC CS6 18G1918

13C4-PFBA

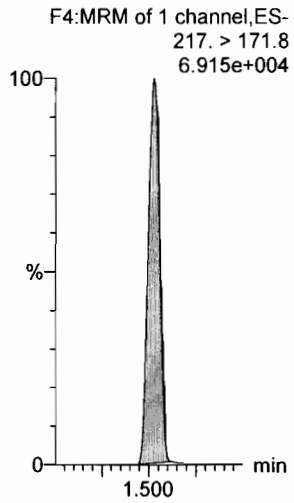

13C5-PFHxA

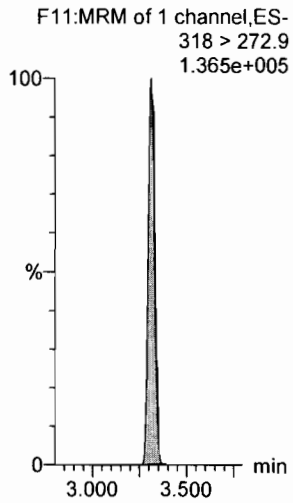

13C3-PFHxS

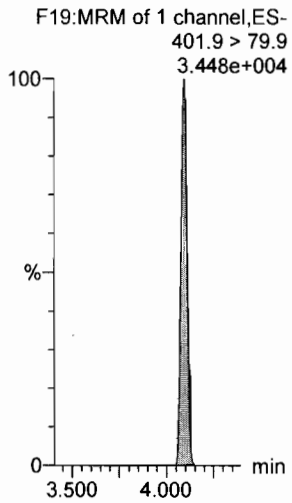

13C8-PFOA

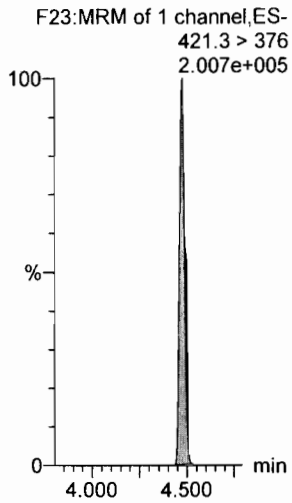

13C9-PFNA

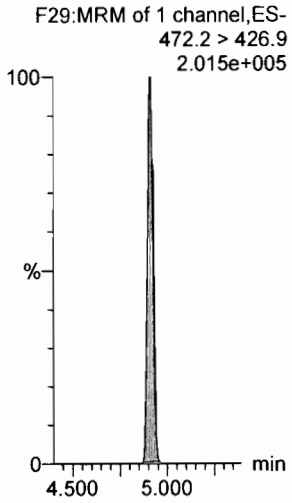

13C4-PFOS

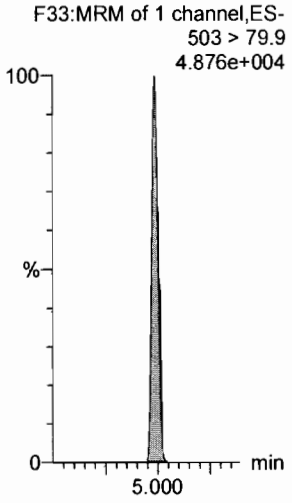

13C6-PFDA

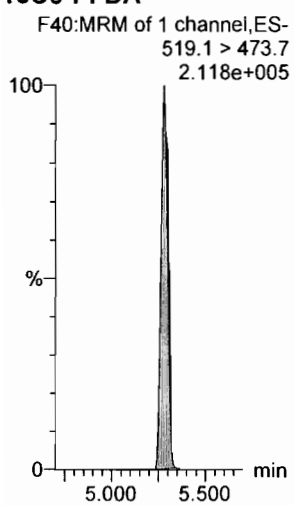

13C7-PFUdA

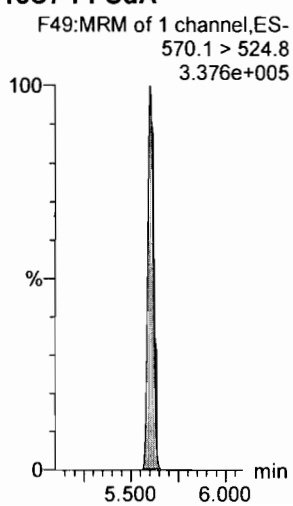

Dataset: F:\Projects\PFAS.PRO\Results\180724M1\180724M1-CRV.qld

Last Altered: Wednesday, July 25, 2018 08:26:55 Pacific Daylight Time
Printed: Wednesday, July 25, 2018 08:28:43 Pacific Daylight Time

Name: 180724M1_11, Date: 24-Jul-2018, Time: 22:53:54, ID: ST180724M1-10 PFC CS7 18G1919, Description: PFC CS7 18G1919

PFBA

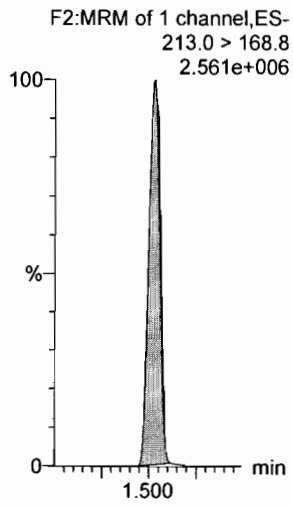

PFPeA

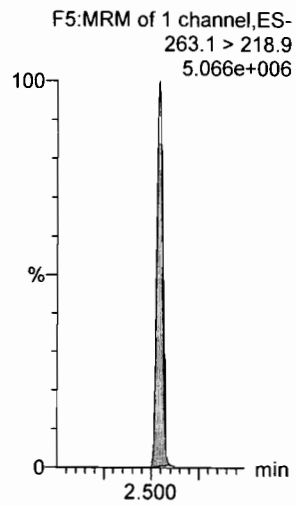

PFBS

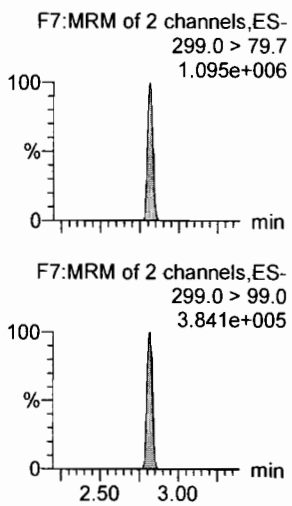

4:2 FTS

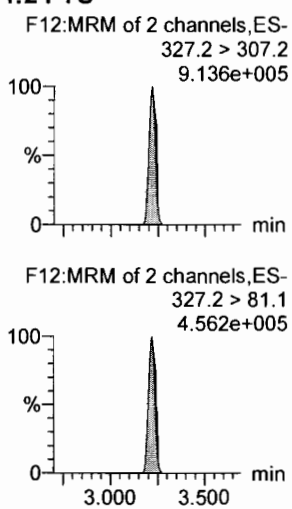

PFHxA

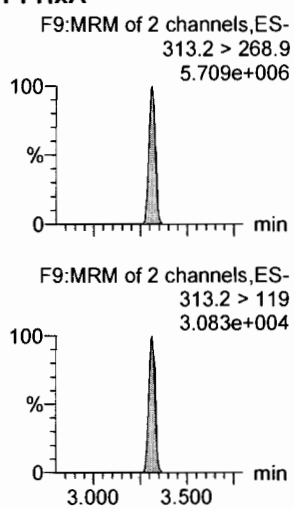

PFPeS

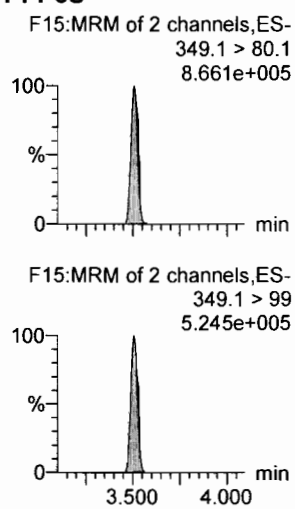

13C3-PFBA

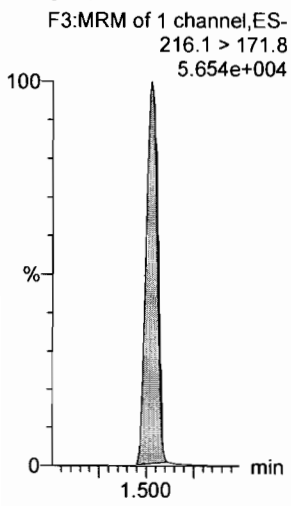

13C3-PFPeA

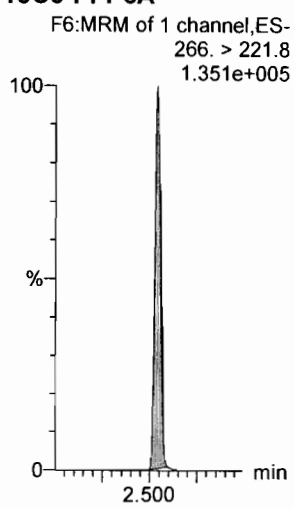

13C3-PFBS

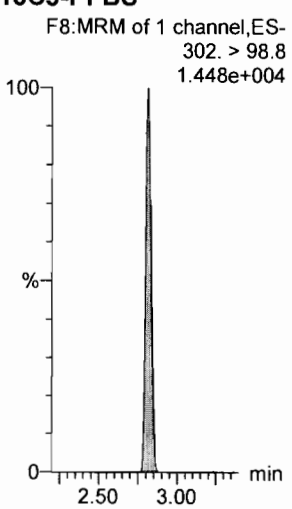

13C2-4:2 FTS

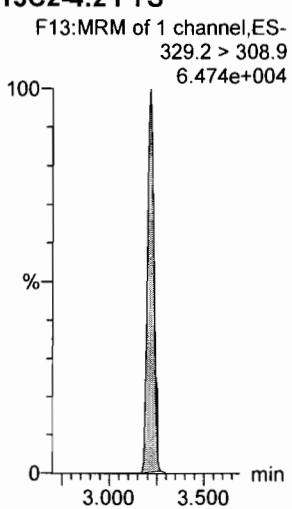

13C2-PFHxA

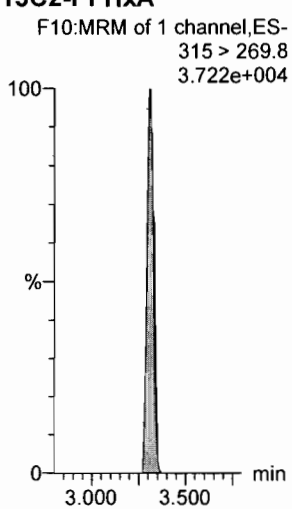

13C3-PFBS

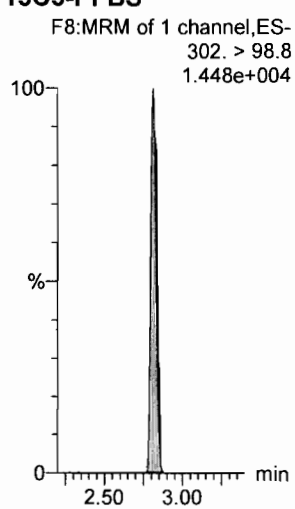

Dataset: F:\Projects\PFAS.PRO\Results\180724M1\180724M1-CRV.qld

Last Altered: Wednesday, July 25, 2018 08:26:55 Pacific Daylight Time
Printed: Wednesday, July 25, 2018 08:28:43 Pacific Daylight Time

Name: 180724M1_11, Date: 24-Jul-2018, Time: 22:53:54, ID: ST180724M1-10 PFC CS7 18G1919, Description: PFC CS7 18G1919

6:2 FTS

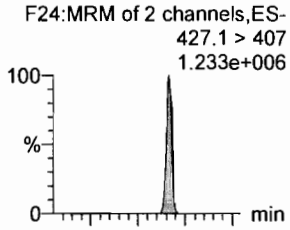

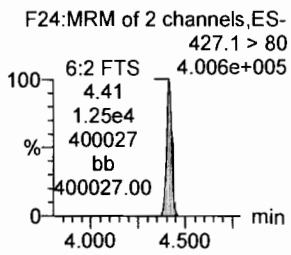

PFHpA

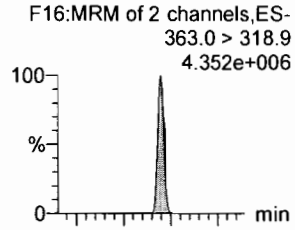

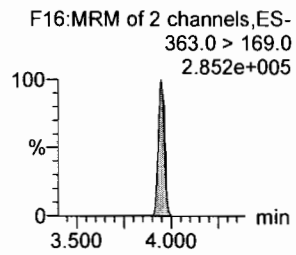

L-PFHxS

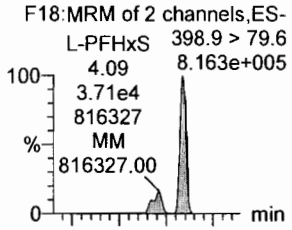

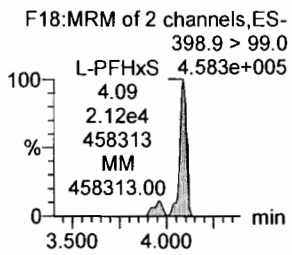

L-PFOA

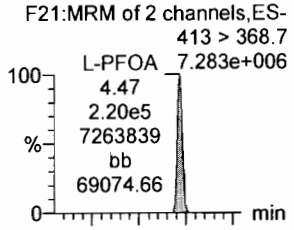

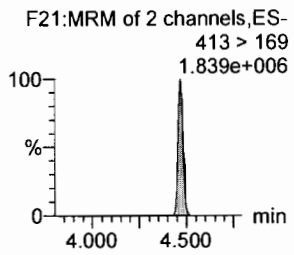

PFHpS

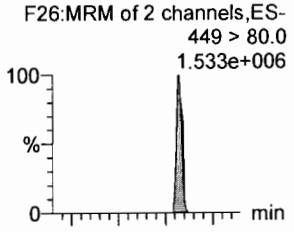

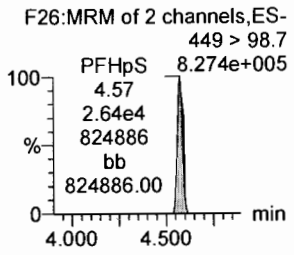

PFNA

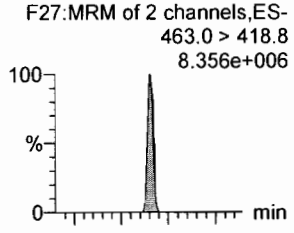

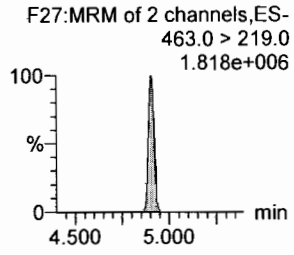

13C2-6:2 FTS

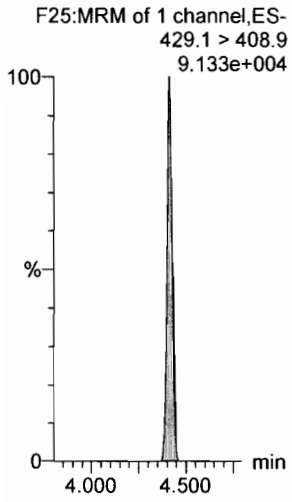

13C4-PFHpA

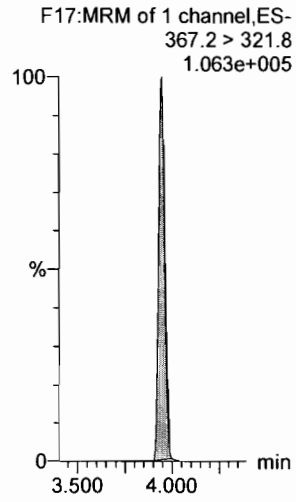

18O2-PFHxS

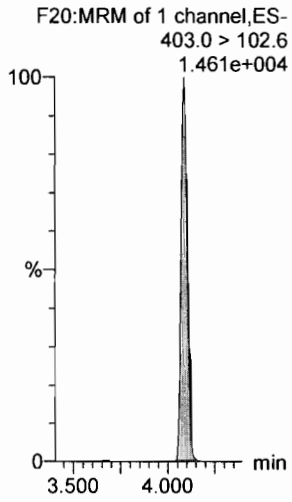

13C2-PFOA

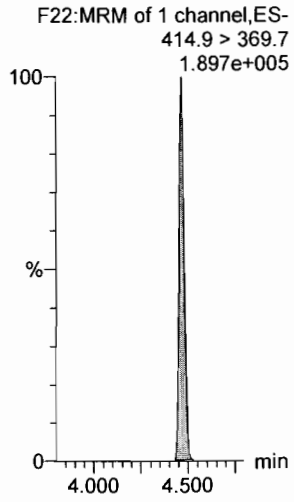

13C8-PFOS

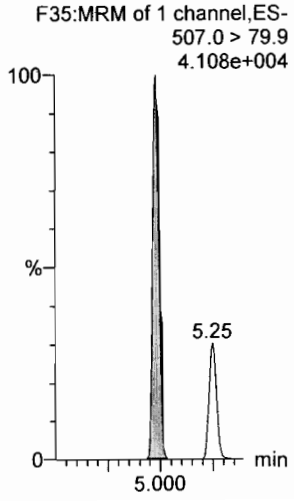

13C5-PFNA

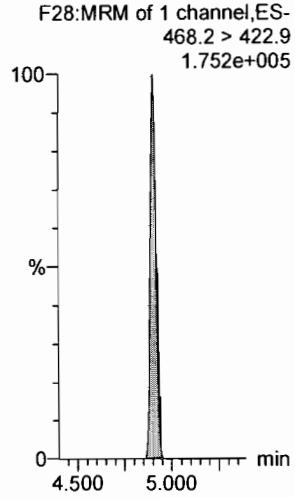

Dataset: F:\Projects\PFAS.PRO\Results\180724M1\180724M1-CRV.qld

Last Altered: Wednesday, July 25, 2018 08:26:55 Pacific Daylight Time
Printed: Wednesday, July 25, 2018 08:28:43 Pacific Daylight Time

Name: 180724M1_11, Date: 24-Jul-2018, Time: 22:53:54, ID: ST180724M1-10 PFC CS7 18G1919, Description: PFC CS7 18G1919

PFOSA

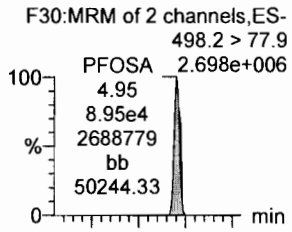

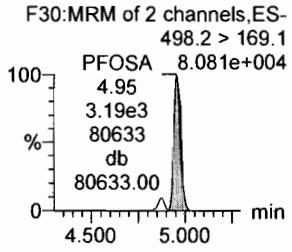

L-PFOS

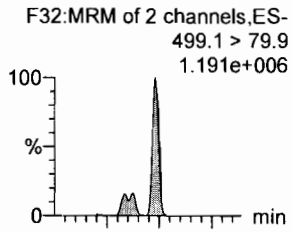

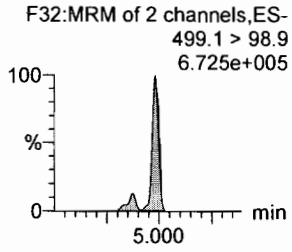

PFDA

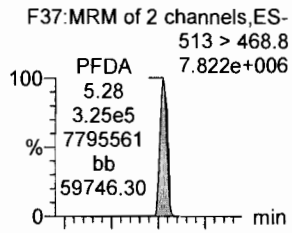

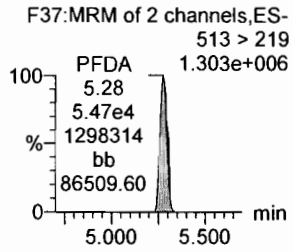

8:2 FTS

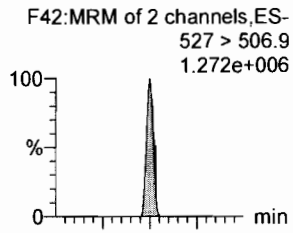

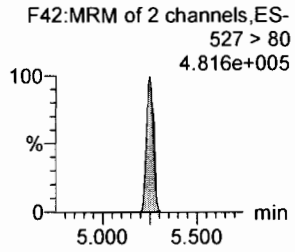

PFNS

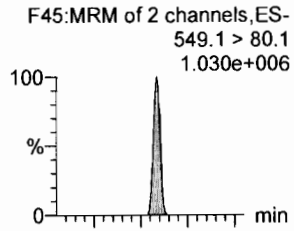

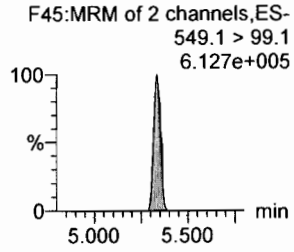

L-MeFOSAA

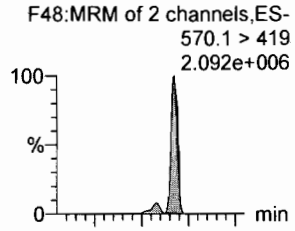

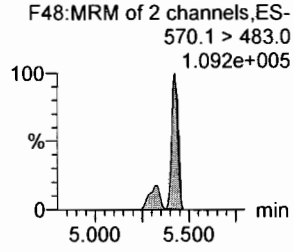

13C8-PFOSA

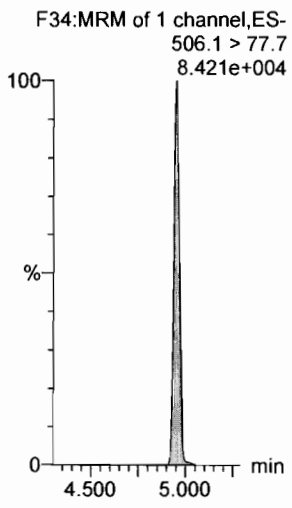

13C8-PFOS

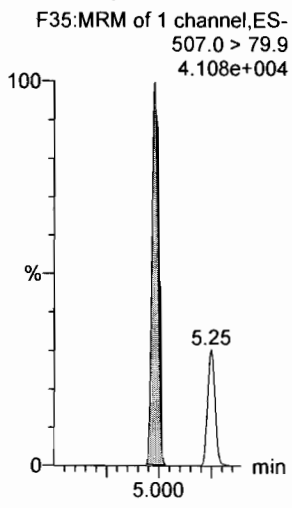

13C2-PFDA

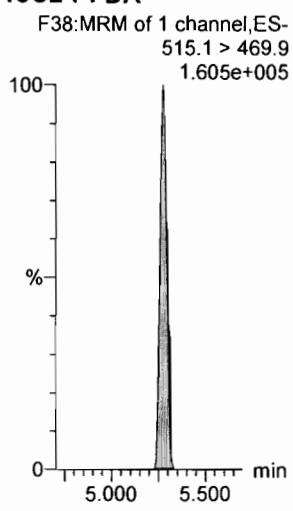

13C2-8:2 FTS

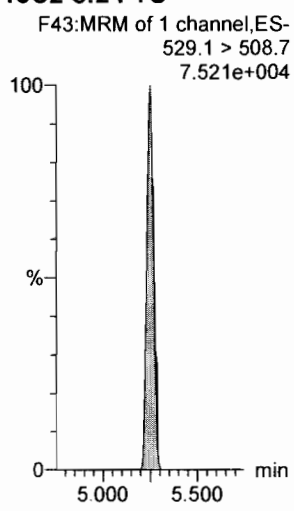

13C2-8:2 FTS

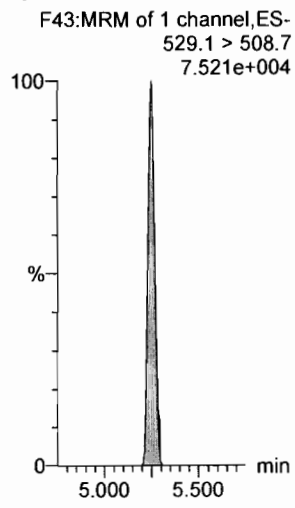

d3-N-MeFOSAA

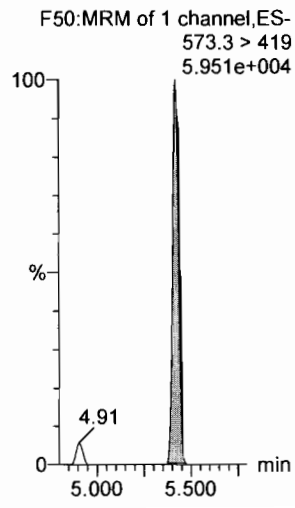

Dataset: F:\Projects\PFAS.PRO\Results\180724M1\180724M1-CRV.qld

Last Altered: Wednesday, July 25, 2018 08:26:55 Pacific Daylight Time
Printed: Wednesday, July 25, 2018 08:28:43 Pacific Daylight Time

Name: 180724M1_11, Date: 24-Jul-2018, Time: 22:53:54, ID: ST180724M1-10 PFC CS7 18G1919, Description: PFC CS7 18G1919

L-EtFOSAA

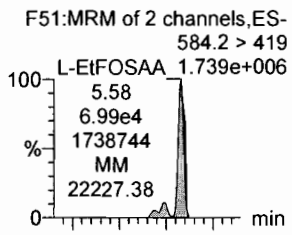

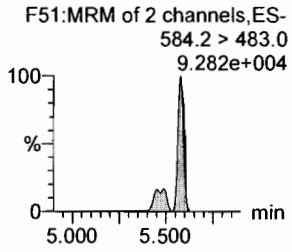

PFDoA

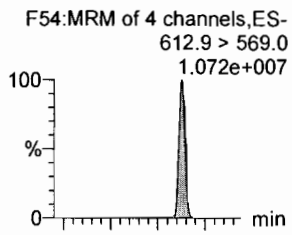

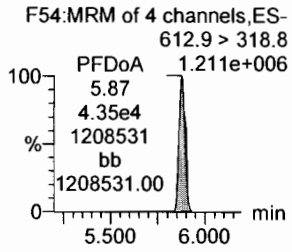

PFDS

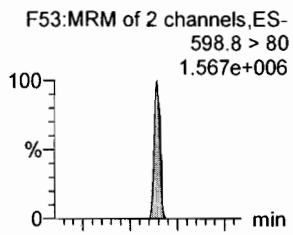

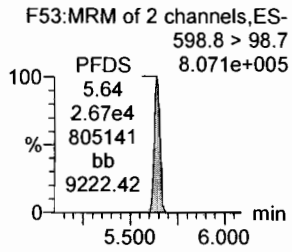

PFUdA

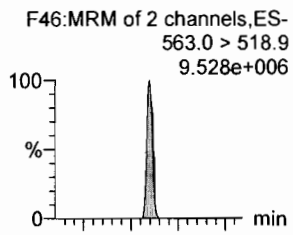

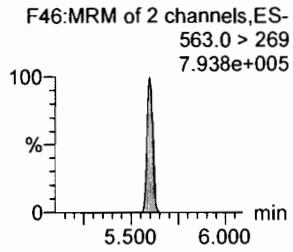

N-MeFOSA

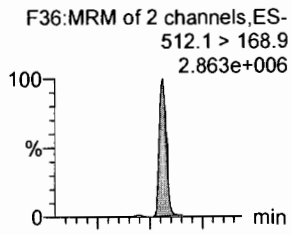

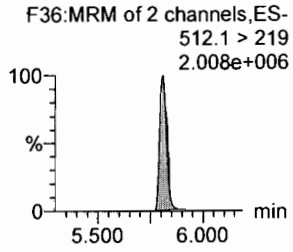

PFTrDA

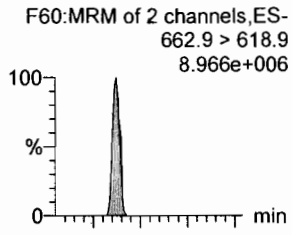

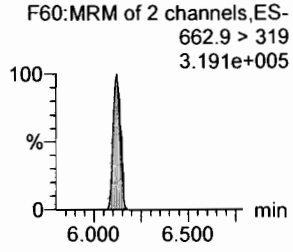

d5-N-EtFOSAA

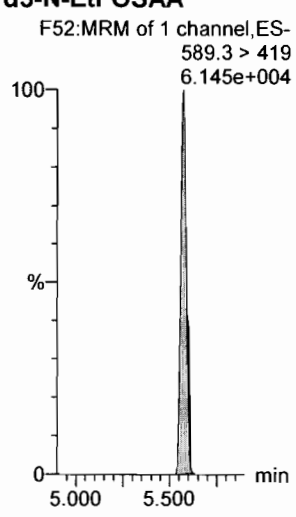

13C2-PFDoA

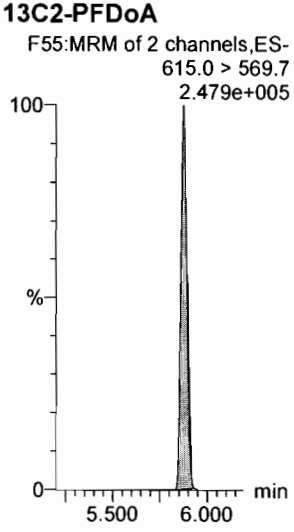

13C2-PFUdA

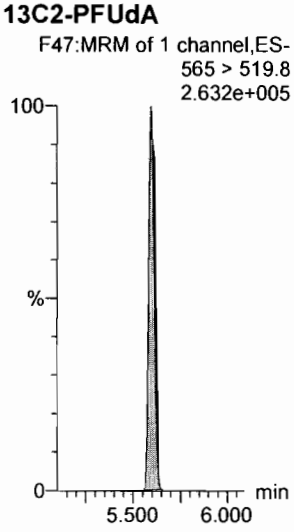

13C2-PFUdA

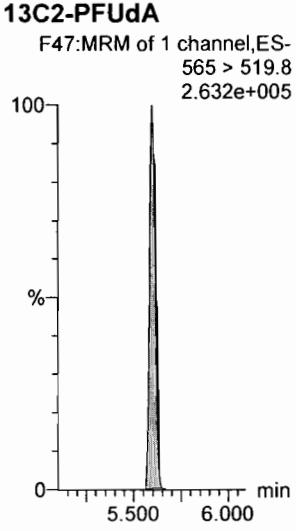

d3-N-MeFOSA

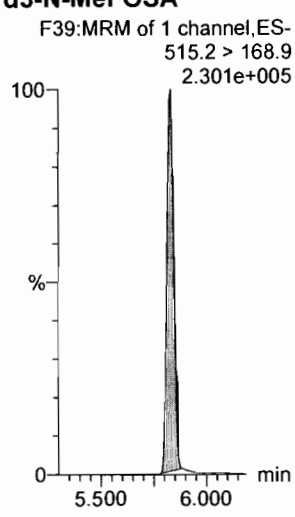

13C2-PFDoA

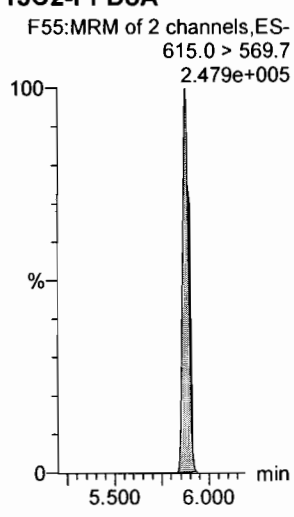

Dataset: F:\Projects\PFAS.PRO\Results\180724M1\180724M1-CRV.qld

Last Altered: Wednesday, July 25, 2018 08:26:55 Pacific Daylight Time
Printed: Wednesday, July 25, 2018 08:28:43 Pacific Daylight Time

Name: 180724M1_11, Date: 24-Jul-2018, Time: 22:53:54, ID: ST180724M1-10 PFC CS7 18G1919, Description: PFC CS7 18G1919

PFTeDA

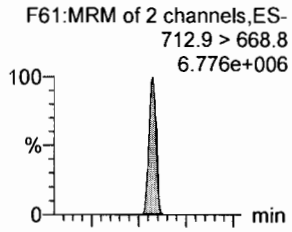

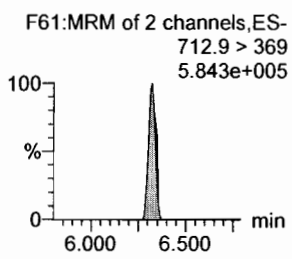

N-EtFOSA

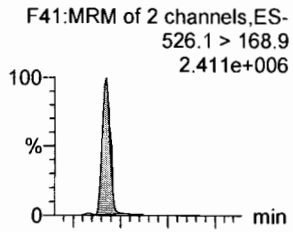

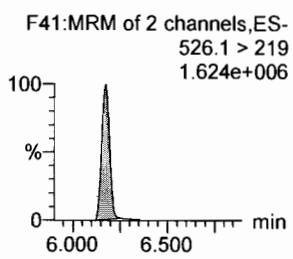

PFHxDA

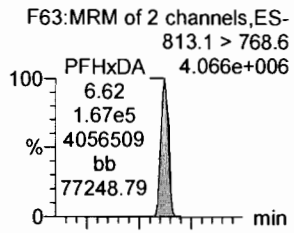

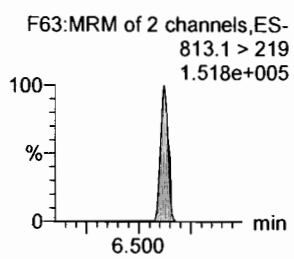

PFODA

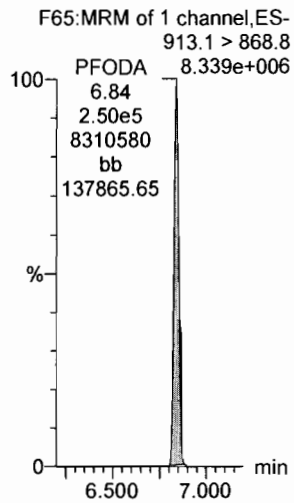

N-MeFOSE

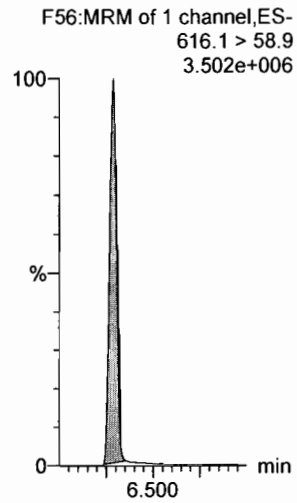

N-EtFOSE

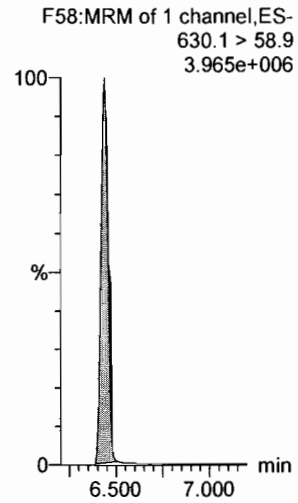

13C2-PFTeDA

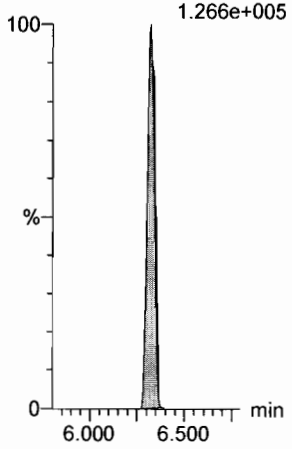

d5-N-ETFOSA

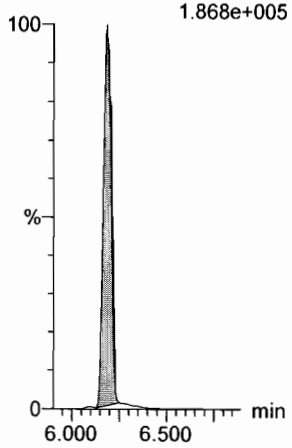

13C2-PFHxDA

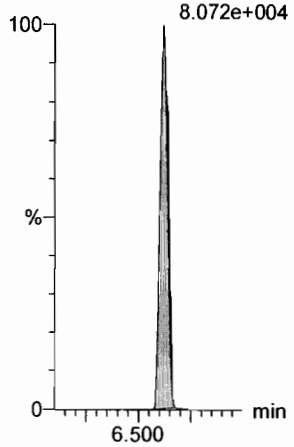

13C2-PFHxDA

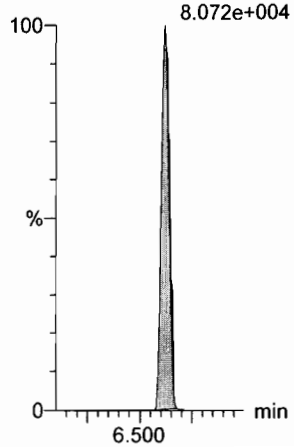

d7-N-MeFOSE

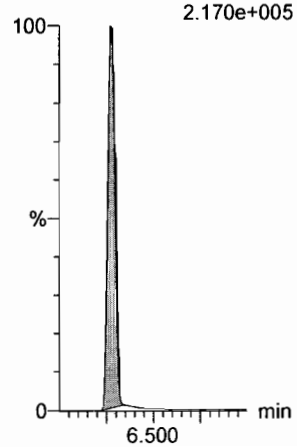

d9-N-EtFOSE

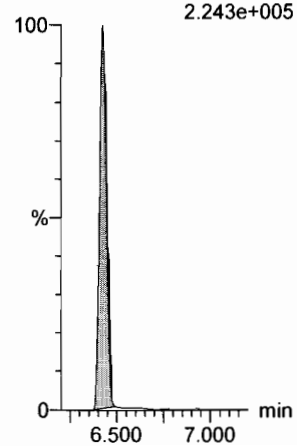

Dataset: F:\Projects\PFAS.PRO\Results\180724M1\180724M1-CRV.qld

Last Altered: Wednesday, July 25, 2018 08:26:55 Pacific Daylight Time
Printed: Wednesday, July 25, 2018 08:28:43 Pacific Daylight Time

Name: 180724M1_11, Date: 24-Jul-2018, Time: 22:53:54, ID: ST180724M1-10 PFC CS7 18G1919, Description: PFC CS7 18G1919

13C4-PFBA

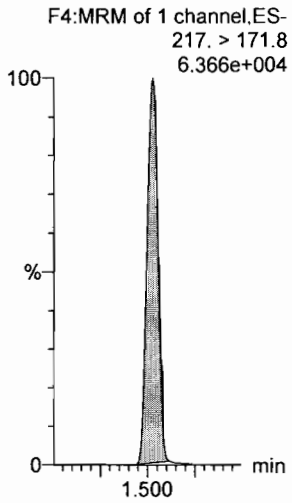

13C5-PFHxA

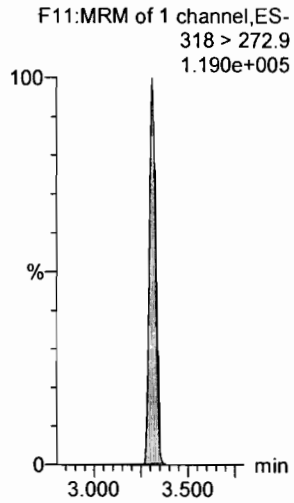

13C3-PFHxS

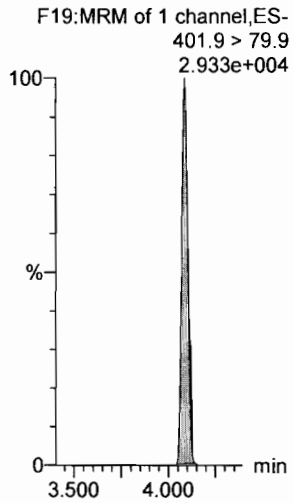

13C8-PFOA

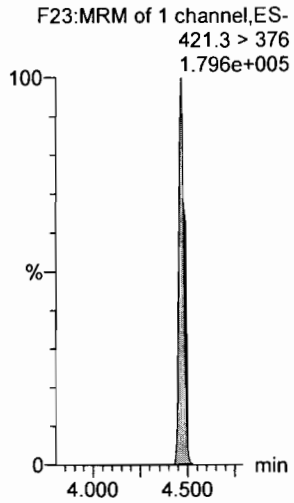

13C9-PFNA

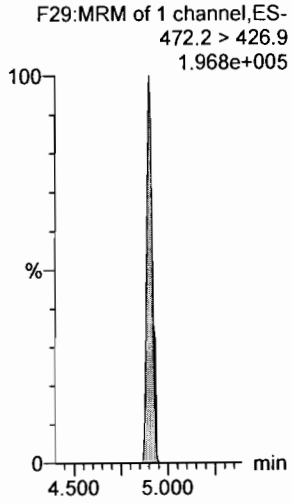

13C4-PFOS

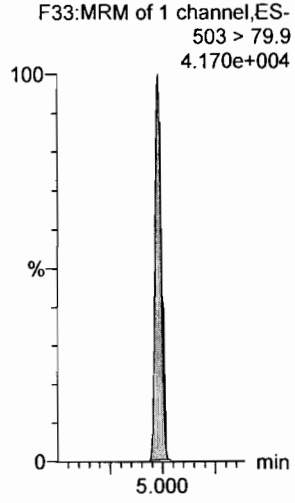

13C6-PFDA

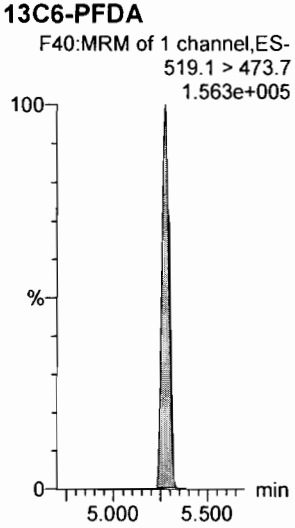

13C7-PFUdA

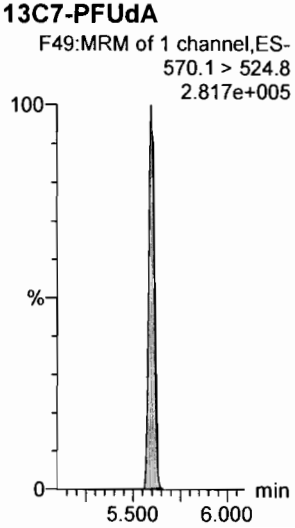

Dataset: F:\Projects\PFAS.PRO\Results\180724M1\180724M1-13.qld

Last Altered: Wednesday, July 25, 2018 09:55:00 Pacific Daylight Time
Printed: Wednesday, July 25, 2018 09:55:14 Pacific Daylight Time

Name: 180724M1_13, Date: 24-Jul-2018, Time: 23:14:50, ID: ICV180724M1-1 PFC 537 ICV 18G1920, Description: PFC 537 ICV 18G1920

	#	Name	Trace	Area	IS Area	wt/vol	RT	Response	Conc.	%Rec	Recovery ...	Ion Ratio	Ratio Out?
1	1	PFBA	213.0 > 168.8	3910.459	4488.855	1.00	1.52	10.889	9.6	96.4	NO		
2	2	PFPeA	263.1 > 218.9	3985.925	5465.145	1.00	2.53	9.117	9.3	93.5	NO		
3	3	PFBS	299.0 > 79.7	836.926	637.644	1.00	2.81	16.407	7.9	78.9	NO	2.777	NO
4	4	4:2 FTS	327.2>307.2	784.215	1043.420	1.00	3.21	9.395	9.1	90.5	NO	1.775	NO
5	5	PFHxA	313.2 > 268.9	5360.334	1548.110	1.00	3.30	17.313	9.5	95.2	NO	172.480	YES
6	6	PFPeS	349.1>80.1	747.484	637.644	1.00	3.50	14.653	8.2	81.9	NO	1.547	NO
7	36	13C3-PFBA	216.1 > 171.8	4488.855	4819.711	1.00	1.53	11.642	12.8	102.1	NO		
8	37	13C3-PFPeA	266. > 221.8	5465.145	5449.582	1.00	2.53	12.536	12.2	97.9	NO		
9	38	13C3-PFBS	302. > 98.8	637.644	5449.582	1.00	2.81	1.463	11.4	91.6	NO		
10	39	13C2-4:2 FTS	329.2>308.9	1043.420	5449.582	1.00	3.21	2.393	11.6	93.0	NO		
11	40	13C2-PFHxA	315 > 269.8	1548.110	5449.582	1.00	3.30	3.551	4.8	96.3	NO		
12	38	13C3-PFBS	302. > 98.8	637.644	5449.582	1.00	2.81	1.463	11.4	91.6	NO		
13	-1												
14	10	6:2 FTS	427.1 > 407	883.372	1040.208	1.00	4.41	10.615	8.9	89.2	NO	3.636	NO
15	7	PFHpA	363.0 > 318.9	3922.372	4412.193	1.00	3.94	11.112	9.6	95.9	NO	12.996	YES
16	8	L-PFHxS	398.9 > 79.6	677.474	590.195	1.00	4.08	14.349	8.7	86.9	NO	1.722	NO
17	11	L-PFOA	413 > 368.7	5157.384	6489.844	1.00	4.46	9.934	9.8	98.1	NO	4.030	NO
18	13	PFHpS	449 > 80.0	1017.205	1726.621	1.00	4.57	7.364	8.8	88.1	NO	1.671	NO
19	14	PFNA	463.0 > 418.8	5939.183	7006.087	1.00	4.90	10.596	9.3	93.1	NO	4.121	NO
20	43	13C2-6:2 FTS	429.1 > 408.9	1040.208	6389.157	1.00	4.41	2.035	11.9	95.4	NO		
21	41	13C4-PFHpA	367.2 > 321.8	4412.193	5449.582	1.00	3.94	10.120	12.1	96.7	NO		
22	42	18O2-PFHxS	403.0 > 102.6	590.195	1213.575	1.00	4.08	6.079	12.6	100.5	NO		
23	44	13C2-PFOA	414.9 > 369.7	6489.844	6389.157	1.00	4.46	12.697	12.1	96.6	NO		
24	47	13C8-PFOS	507.0 > 79.9	1726.621	1550.568	1.00	4.98	13.919	13.1	104.4	NO		
25	45	13C5-PFNA	468.2 > 422.9	7006.087	7369.119	1.00	4.90	11.884	12.4	99.3	NO		
26	-1												
27	15	PFOSA	498.2 > 77.9	2274.636	3485.692	1.00	4.95	8.157	9.1	90.9	NO	29.354	YES
28	16	L-PFOS	499.1 > 79.9	1036.698	1726.621	1.00	4.98	7.505	8.4	84.4	NO	1.840	NO
29	18	PFDA	513 > 468.8	7900.076	8496.316	1.00	5.28	11.623	9.2	91.5	NO	4.909	NO
30	19	8:2 FTS	527 > 506.9	1237.778	962.882	1.00	5.25	16.069	9.2	92.1	NO	2.140	NO
31	20	PFNS	549.1>80.1	911.553	962.882	1.00	5.33	11.834	13.0	129.9	NO	2.002	NO
32	21	L-MeFOSAA	570.1 > 419	2339.502	2325.946	1.00	5.42	12.573	11.2	111.9	NO	20.105	YES
33	46	13C8-PFOSA	506.1 > 77.7	3485.692	12067.818	1.00	4.95	3.611	13.1	104.6	NO		
34	47	13C8-PFOS	507.0 > 79.9	1726.621	1550.568	1.00	4.98	13.919	13.1	104.4	NO		

VMF 7/25/18
DM 7/25/18

Dataset: F:\Projects\PFAS.PRO\Results\180724M1\180724M1-13.qld

Last Altered: Wednesday, July 25, 2018 09:55:00 Pacific Daylight Time
Printed: Wednesday, July 25, 2018 09:55:14 Pacific Daylight Time

Name: 180724M1_13, Date: 24-Jul-2018, Time: 23:14:50, ID: ICV180724M1-1 PFC 537 ICV 18G1920, Description: PFC 537 ICV 18G1920

	#	Name	Trace	Area	IS Area	wt/vol	RT	Response	Conc.	%Rec	Recovery ...	Ion Ratio	Ratio Out?
35	48	13C2-PFDA	515.1 > 469.9	8496.316	8506.567	1.00	5.28	12.485	13.6	109.1	NO		
36	49	13C2-8:2 FTS	529.1 > 508.7	962.882	5449.582	1.00	5.25	2.209	9.6	76.7	NO		
37	49	13C2-8:2 FTS	529.1 > 508.7	962.882	5449.582	1.00	5.25	2.209	9.6	76.7	NO		
38	50	d3-N-MeFOSAA	573.3 > 419	2325.946	12067.818	1.00	5.42	2.409	13.0	103.7	NO		
39	-1												
40	23	L-EtFOSAA	584.2 > 419	1766.388	2527.277	1.00	5.57	8.737	10.8	108.2	NO	25.674	YES
41	27	PFDoA	612.9 > 569.0	9661.872	10417.773	1.00	5.87	11.593	9.0	90.4	NO	8.399	NO
42	26	PFDS	598.8 > 80	1288.032	11006.040	1.00	5.64	1.463	9.7	96.6	NO	1.904	NO
43	25	PFUdA	563.0 > 518.9	8543.852	11006.040	1.00	5.60	9.704	9.8	97.6	NO	13.671	NO
44	28	N-MeFOSA	512.1 > 168.9		9755.088	1.00					NO		
45	29	PFTrDA	662.9 > 618.9	8808.320	10417.773	1.00	6.12	10.569	9.0	90.3	NO	23.927	YES
46	51	d5-N-EtFOSAA	589.3 > 419	2527.277	12067.818	1.00	5.57	2.618	12.9	103.1	NO		
47	53	13C2-PFDoA	615.0 > 569.7	10417.773	8506.567	1.00	5.88	15.308	12.6	101.0	NO		
48	52	13C2-PFUdA	565 > 519.8	11006.040	12067.818	1.00	5.60	11.400	12.7	101.7	NO		
49	52	13C2-PFUdA	565 > 519.8	11006.040	12067.818	1.00	5.60	11.400	12.7	101.7	NO		
50	54	d3-N-MeFOSA	515.2 > 168.9	9755.088	12067.818	1.00	5.83	10.104	153.9	102.6	NO		
51	53	13C2-PFDoA	615.0 > 569.7	10417.773	8506.567	1.00	5.88	15.308	12.6	101.0	NO		
52	-1												
53	30	PFTeDA	712.9 > 668.8	7327.818	5785.942	1.00	6.32	15.831	9.3	93.2	NO	13.056	NO
54	31	N-EtFOSA	526.1 > 168.9		11944.013	1.00					NO		
55	32	PFHxDA	813.1 > 768.6		3831.025	1.00					NO		
56	33	PFODA	913.1 > 868.8		3831.025	1.00					NO		
57	34	N-MeFOSE	616.1 > 58.9		10237.107	1.00					NO		
58	35	N-EtFOSE	630.1 > 58.9		10918.083	1.00					NO		
59	55	13C2-PFTeDA	714.8 > 669.6	5785.942	12067.818	1.00	6.32	5.993	12.2	97.6	NO		
60	56	d5-N-ETFOSA	531.1 > 168.9	11944.013	12067.818	1.00	6.19	12.372	164.1	109.4	NO		
61	57	13C2-PFHxDA	815 > 769.7	3831.025	12067.818	1.00	6.62	3.968	5.4	108.1	NO		
62	57	13C2-PFHxDA	815 > 769.7	3831.025	12067.818	1.00	6.62	3.968	5.4	108.1	NO		
63	58	d7-N-MeFOSE	623.1 > 58.9	10237.107	12067.818	1.00	6.28	10.604	149.1	99.4	NO		
64	59	d9-N-EtFOSE	639.2 > 58.8	10918.083	12067.818	1.00	6.43	11.309	156.1	104.1	NO		
65	-1												
66	60	13C4-PFBA	217. > 171.8	4819.711	4819.711	1.00	1.52	12.500	12.5	100.0	NO		
67	61	13C5-PFHxA	318 > 272.9	5449.582	5449.582	1.00	3.30	12.500	12.5	100.0	NO		
68	62	13C3-PFHxS	401.9 > 79.9	1213.575	1213.575	1.00	4.08	12.500	12.5	100.0	NO		

Dataset: F:\Projects\PFAS.PRO\Results\180724M1\180724M1-13.qld

Last Altered: Wednesday, July 25, 2018 09:55:00 Pacific Daylight Time
Printed: Wednesday, July 25, 2018 09:55:14 Pacific Daylight Time

Name: 180724M1_13, Date: 24-Jul-2018, Time: 23:14:50, ID: ICV180724M1-1 PFC 537 ICV 18G1920, Description: PFC 537 ICV 18G1920

	#	Name	Trace	Area	IS Area	wt/vol	RT	Response	Conc.	%Rec	Recovery ...	Ion Ratio	Ratio Out?
69	63	13C8-PFOA	421.3 > 376	6389.157	6389.157	1.00	4.46	12.500	12.5	100.0	NO		
70	64	13C9-PFNA	472.2 > 426.9	7369.119	7369.119	1.00	4.90	12.500	12.5	100.0	NO		
71	65	13C4-PFOS	503 > 79.9	1550.568	1550.568	1.00	4.98	12.500	12.5	100.0	NO		
72	66	13C6-PFDA	519.1 > 473.7	8506.567	8506.567	1.00	5.28	12.500	12.5	100.0	NO		
73	67	13C7-PFUdA	570.1 > 524.8	12067.818	12067.818	1.00	5.60	12.500	12.5	100.0	NO		

Dataset: F:\Projects\PFAS.PRO\Results\180724M1\180724M1-13.qld

Last Altered: Wednesday, July 25, 2018 09:55:00 Pacific Daylight Time
Printed: Wednesday, July 25, 2018 09:55:14 Pacific Daylight Time

Method: F:\Projects\PFAS.PRO\MethDB\PFAS_FULL_80C_072418.mdb 25 Jul 2018 09:47:02
Calibration: F:\Projects\PFAS.PRO\CurveDB\C18_VAL-PFAS_Q4_07-24-18.cdb 25 Jul 2018 09:45:29

Name: 180724M1_13, Date: 24-Jul-2018, Time: 23:14:50, ID: ICV180724M1-1 PFC 537 ICV 18G1920, Description: PFC 537 ICV 18G1920

PFBA

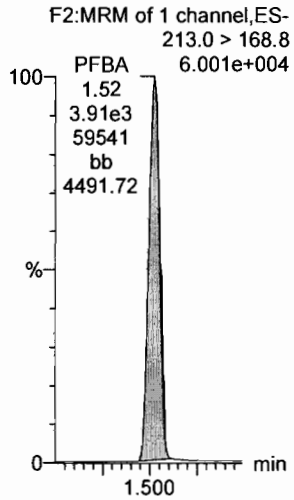

PFPeA

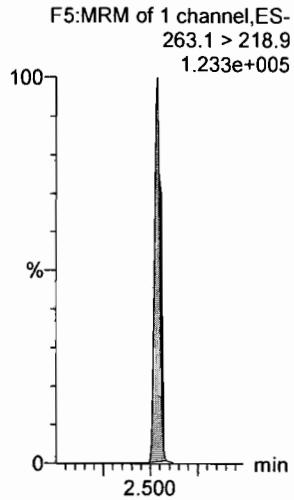

PFBS

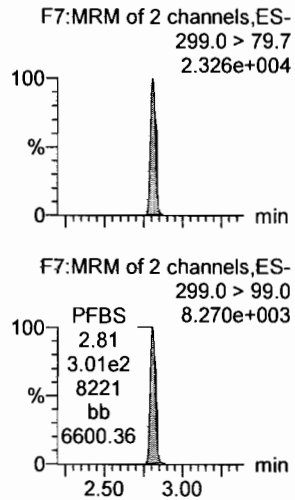

4:2 FTS

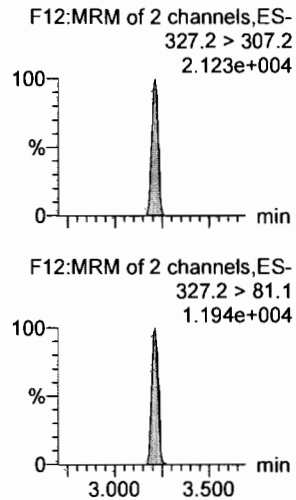

PFHxA

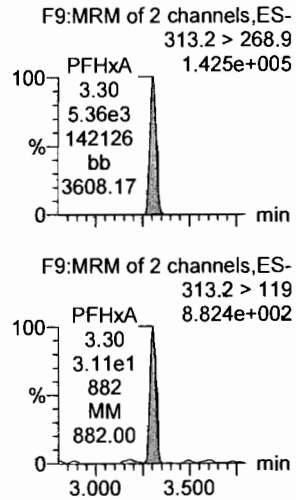

PFPeS

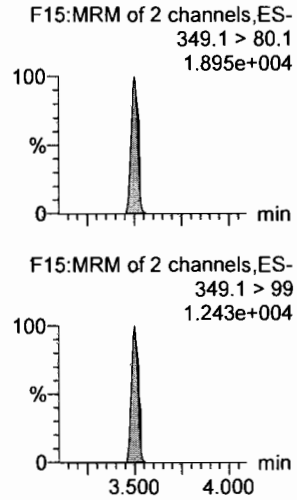

13C3-PFBA

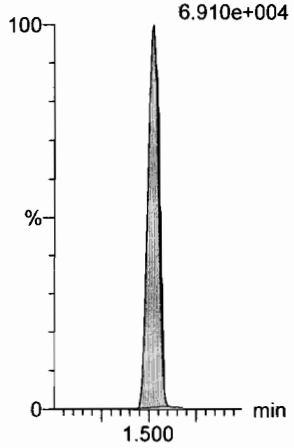

13C3-PFPeA

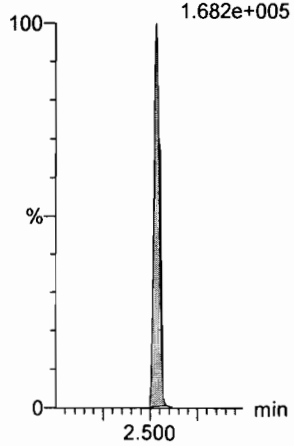

13C3-PFBS

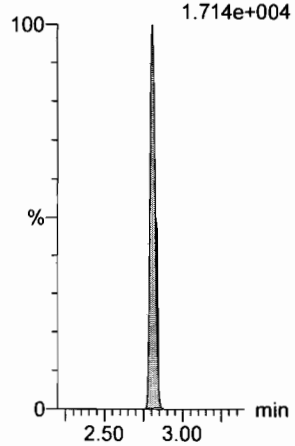

13C2-4:2 FTS

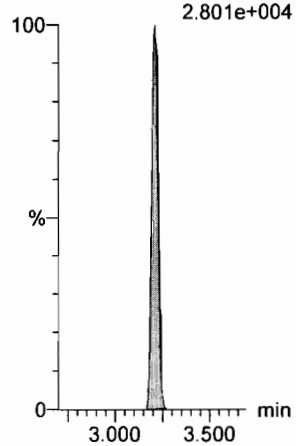

13C2-PFHxA

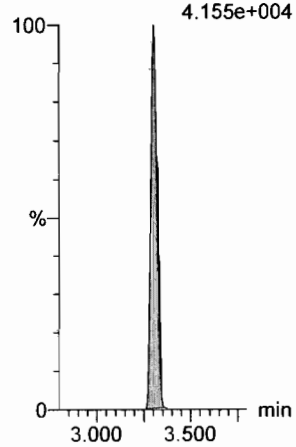

13C3-PFBS

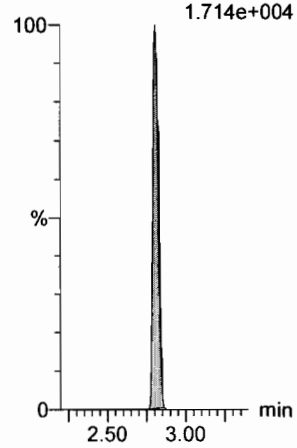

Dataset: F:\Projects\PFAS.PRO\Results\180724M1\180724M1-13.qld

Last Altered: Wednesday, July 25, 2018 09:55:00 Pacific Daylight Time
Printed: Wednesday, July 25, 2018 09:55:14 Pacific Daylight Time

Name: 180724M1_13, Date: 24-Jul-2018, Time: 23:14:50, ID: ICV180724M1-1 PFC 537 ICV 18G1920, Description: PFC 537 ICV 18G1920

6:2 FTS

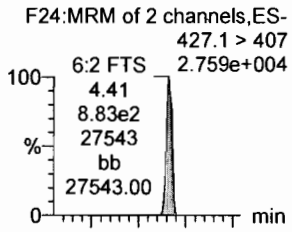

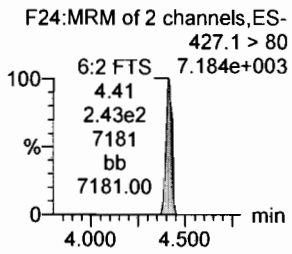

PFHpA

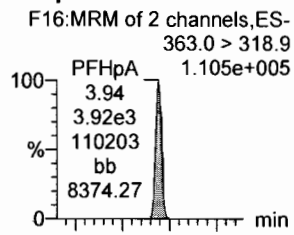

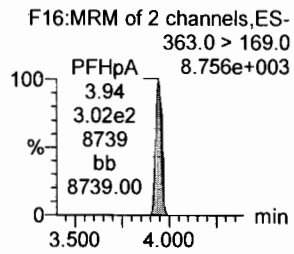

L-PFHxS

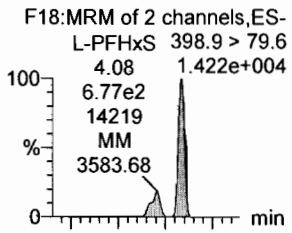

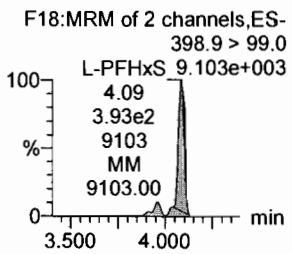

L-PFOA

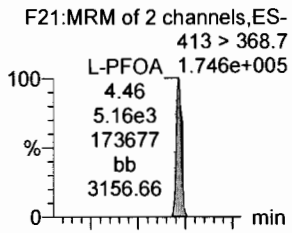

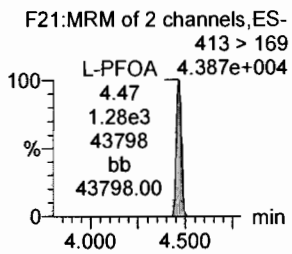

PFHpS

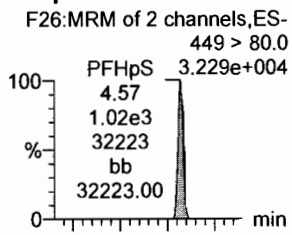

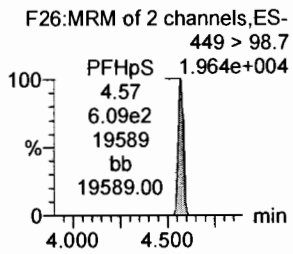

PFNA

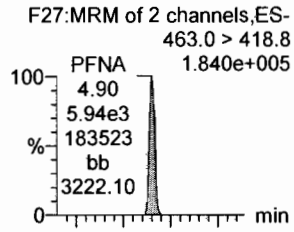

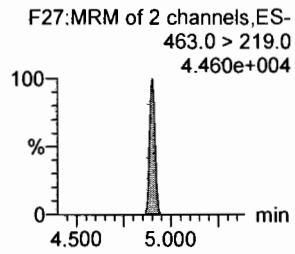

13C2-6:2 FTS

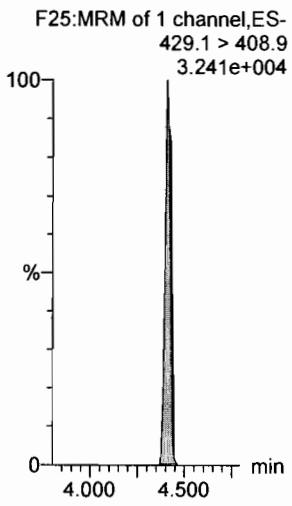

13C4-PFHpA

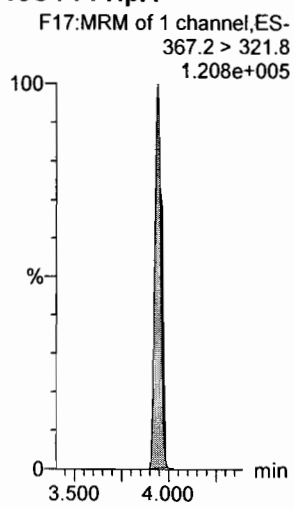

18O2-PFHxS

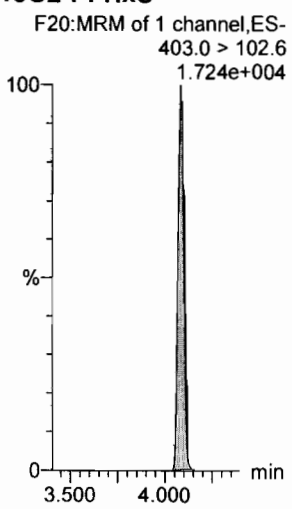

13C2-PFOA

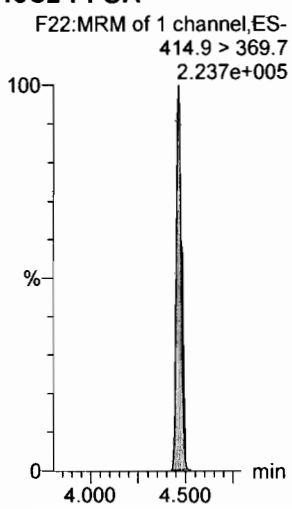

13C8-PFOS

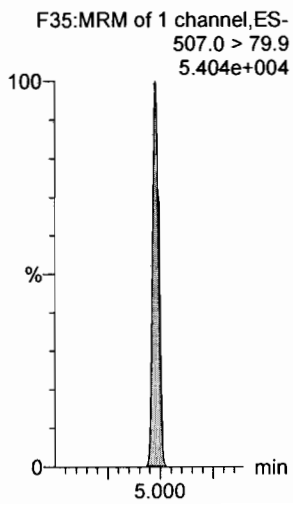

13C5-PFNA

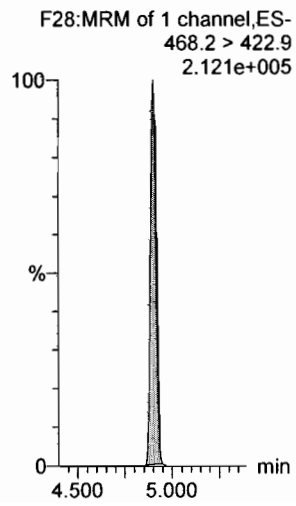

Dataset: F:\Projects\PFAS.PRO\Results\180724M1\180724M1-13.qld

Last Altered: Wednesday, July 25, 2018 09:55:00 Pacific Daylight Time
Printed: Wednesday, July 25, 2018 09:55:14 Pacific Daylight Time

Name: 180724M1_13, Date: 24-Jul-2018, Time: 23:14:50, ID: ICV180724M1-1 PFC 537 ICV 18G1920, Description: PFC 537 ICV 18G1920

PFOSA

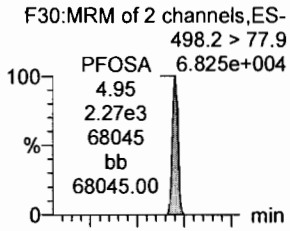

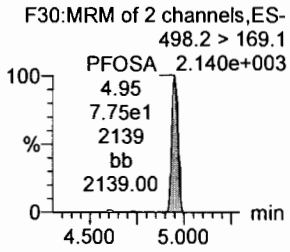

L-PFOS

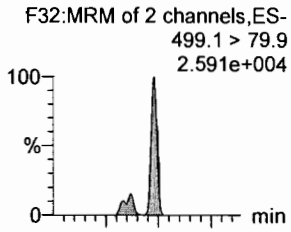

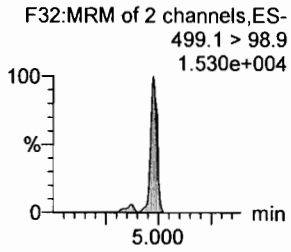

PFDA

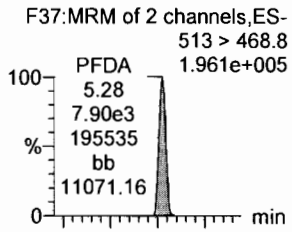

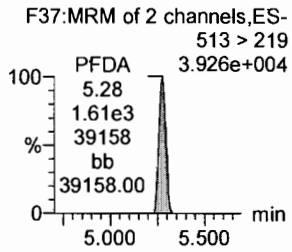

8:2 FTS

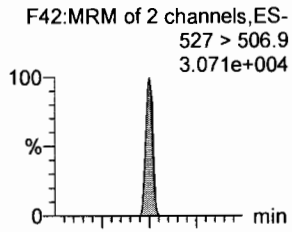

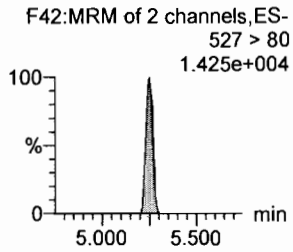

PFNS

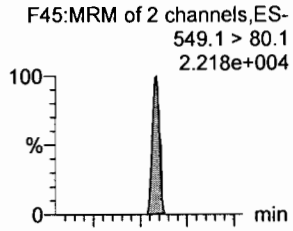

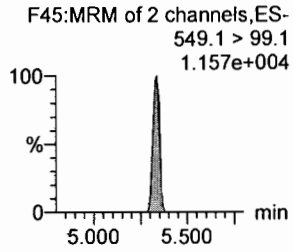

L-MeFOSAA

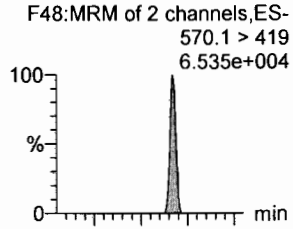

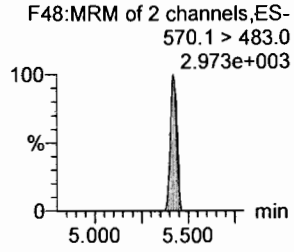

13C8-PFOSA

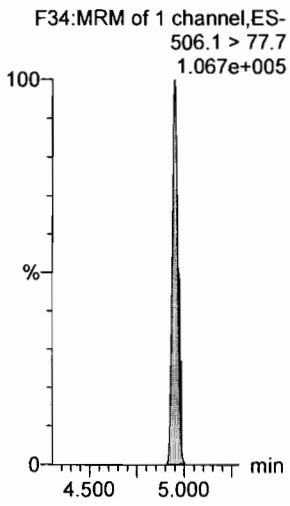

13C8-PFOS

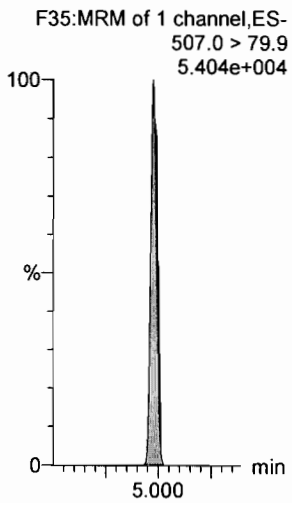

13C2-PFDA

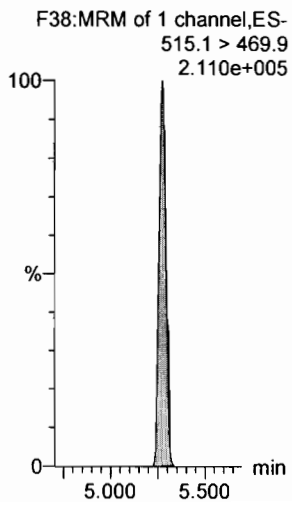

13C2-8:2 FTS

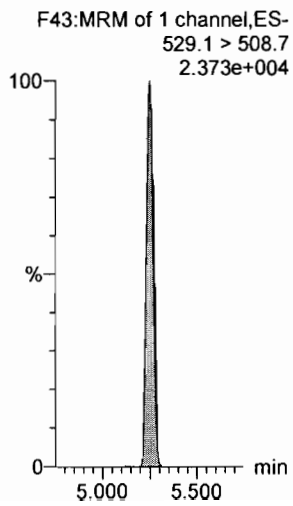

13C2-8:2 FTS

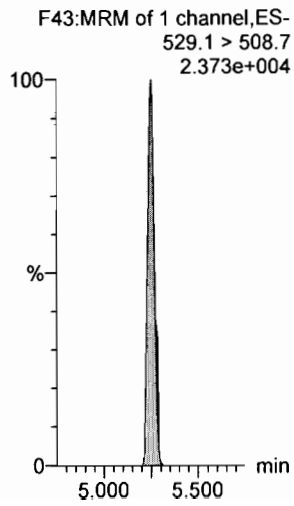

d3-N-MeFOSAA

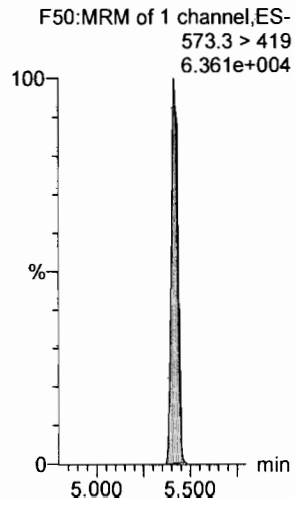

Dataset: F:\Projects\PFAS.PRO\Results\180724M1\180724M1-13.qld

Last Altered: Wednesday, July 25, 2018 09:55:00 Pacific Daylight Time
Printed: Wednesday, July 25, 2018 09:55:14 Pacific Daylight Time

Name: 180724M1_13, Date: 24-Jul-2018, Time: 23:14:50, ID: ICV180724M1-1 PFC 537 ICV 18G1920, Description: PFC 537 ICV 18G1920

L-EtFOSAA

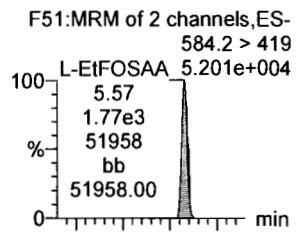

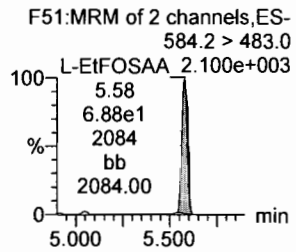

PFDoA

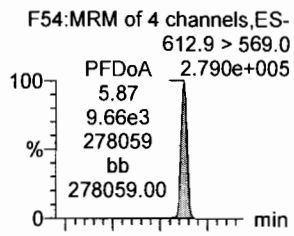

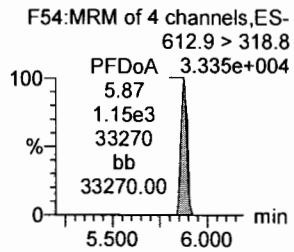

PFDS

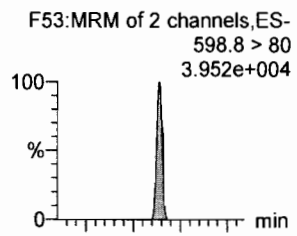

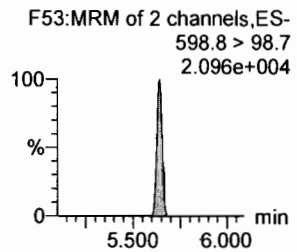

PFUdA

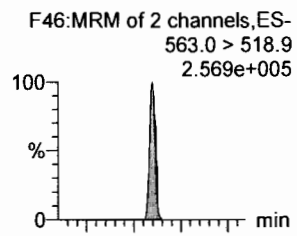

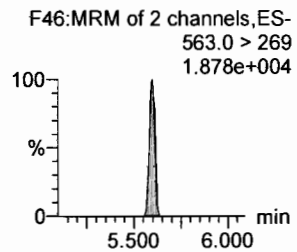

N-MeFOSA

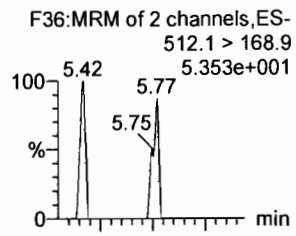

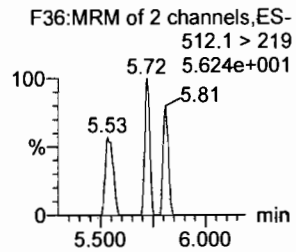

PFTrDA

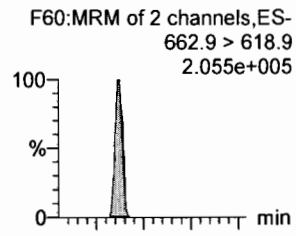

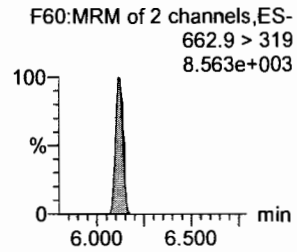

d5-N-EtFOSAA

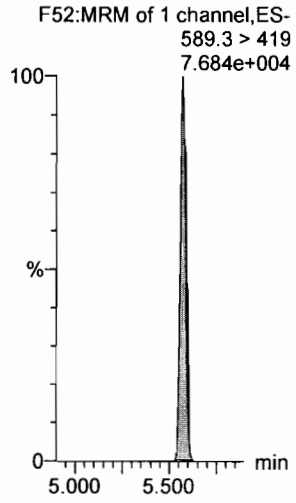

13C2-PFDoA

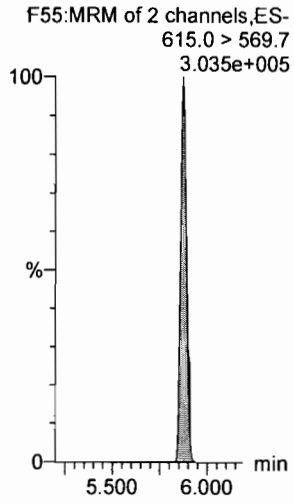

13C2-PFUdA

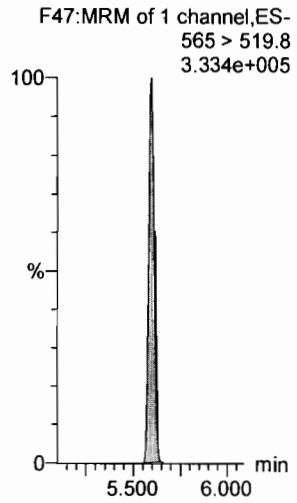

13C2-PFUdA

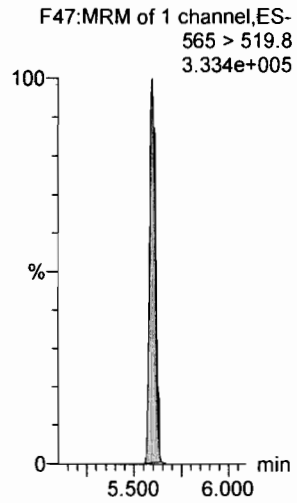

d3-N-MeFOSA

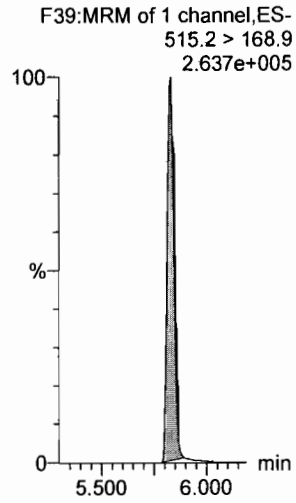

13C2-PFDoA

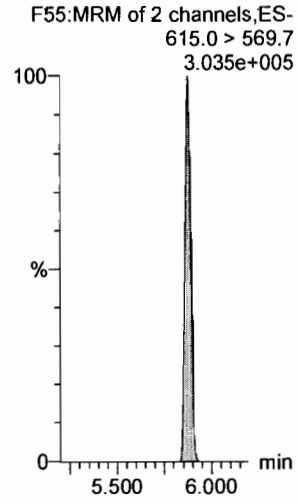

Dataset: F:\Projects\PFAS.PRO\Results\180724M1\180724M1-13.qld

Last Altered: Wednesday, July 25, 2018 09:55:00 Pacific Daylight Time
Printed: Wednesday, July 25, 2018 09:55:14 Pacific Daylight Time

Name: 180724M1_13, Date: 24-Jul-2018, Time: 23:14:50, ID: ICV180724M1-1 PFC 537 ICV 18G1920, Description: PFC 537 ICV 18G1920

PFTeDA

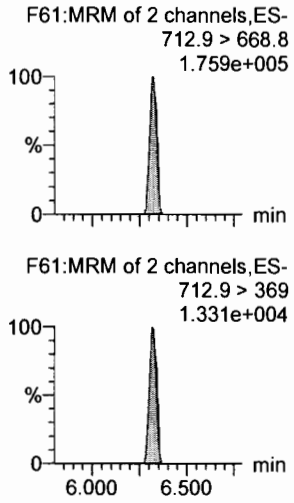

N-EtFOSA

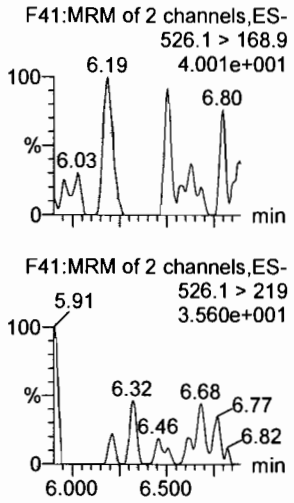

PFHxDA

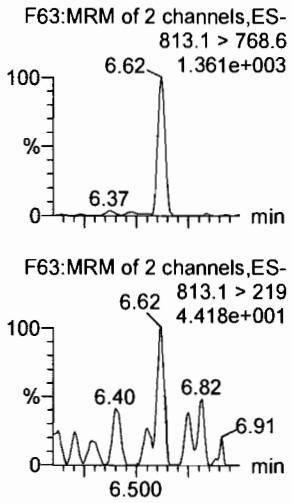

PFODA

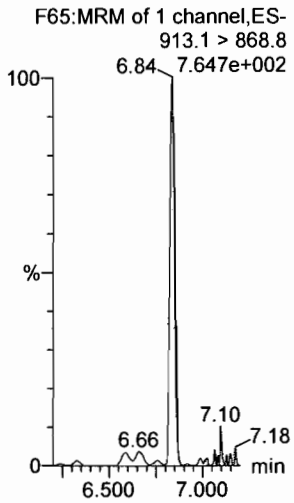

N-MeFOSE

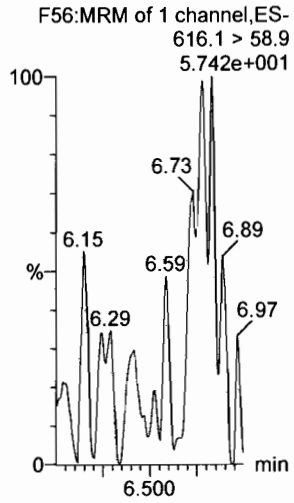

N-EtFOSE

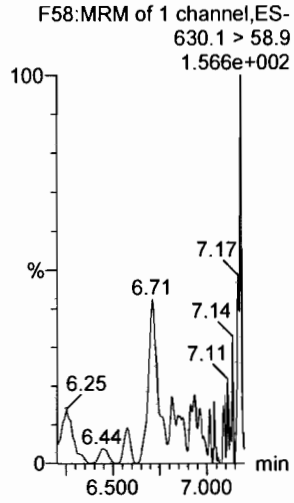

13C2-PFTeDA

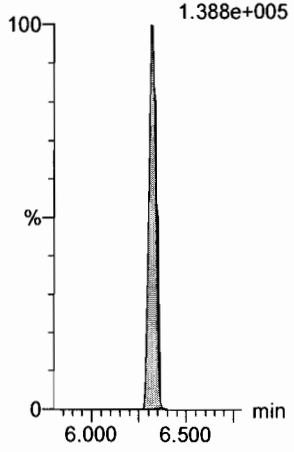

d5-N-ETFOSA

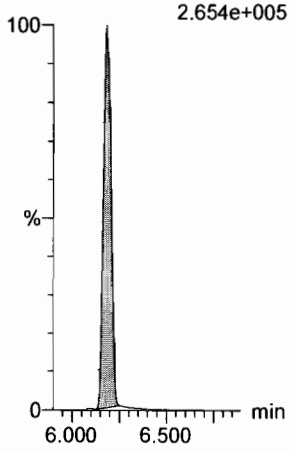

13C2-PFHxDA

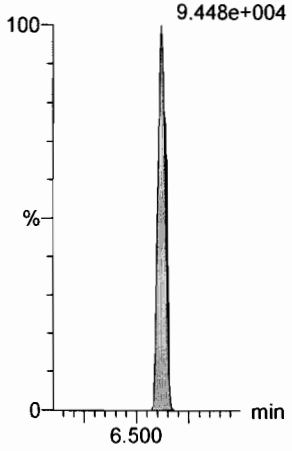

13C2-PFHxDA

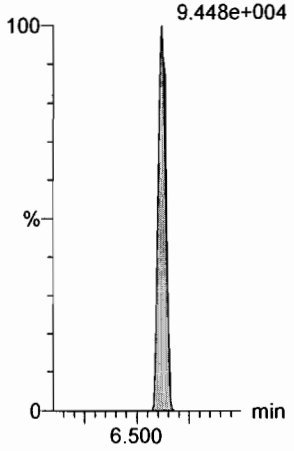

d7-N-MeFOSE

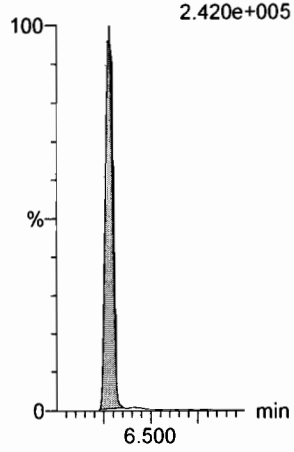

d9-N-EtFOSE

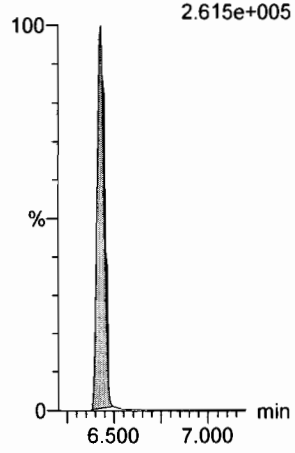

Dataset: F:\Projects\PFAS.PRO\Results\180724M1\180724M1-13.qld

Last Altered: Wednesday, July 25, 2018 09:55:00 Pacific Daylight Time
Printed: Wednesday, July 25, 2018 09:55:14 Pacific Daylight Time

Name: 180724M1_13, Date: 24-Jul-2018, Time: 23:14:50, ID: ICV180724M1-1 PFC 537 ICV 18G1920, Description: PFC 537 ICV 18G1920

13C4-PFBA

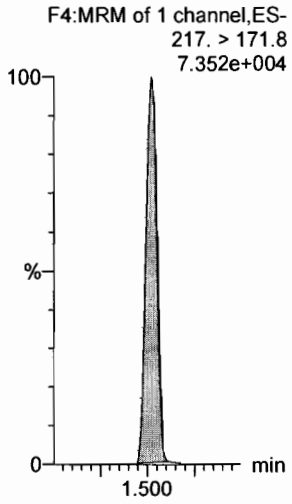

13C5-PFHxA

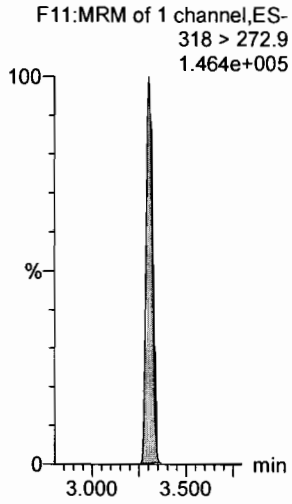

13C3-PFHxS



13C8-PFOA

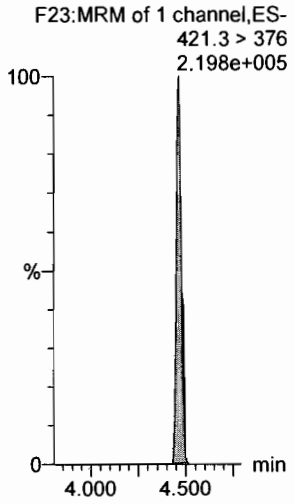

13C9-PFNA

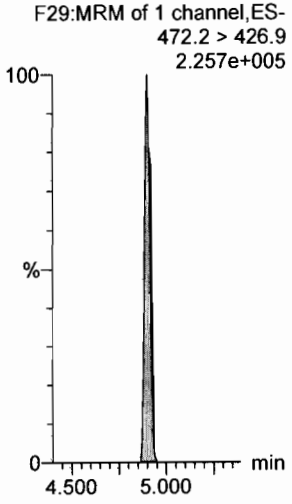

13C4-PFOS

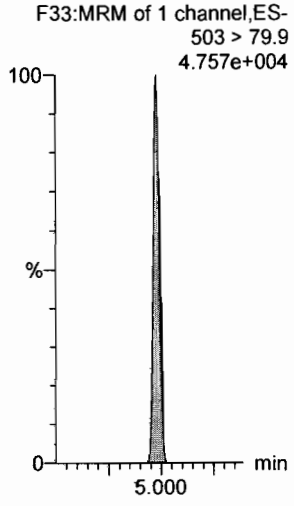

13C6-PFDA

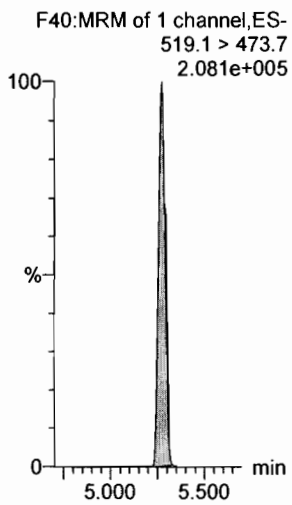

13C7-PFUdA

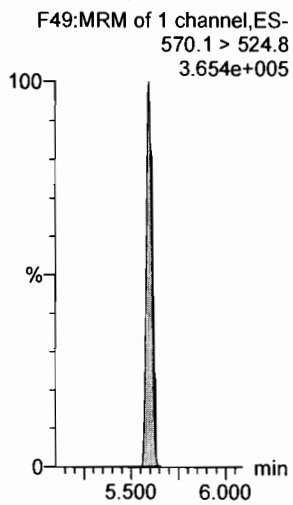

Vista Analytical Laboratory

Dataset: Untitled

Last Altered: Wednesday, July 25, 2018 08:51:04 Pacific Daylight Time
Printed: Wednesday, July 25, 2018 08:51:13 Pacific Daylight Time

Method: F:\Projects\PFAS.PRO\MethDB\PFAS_FULL_80C_072418.mdb 25 Jul 2018 08:26:53
Calibration: F:\Projects\PFAS.PRO\CurveDB\C18_VAL-PFAS_Q4_07-24-18.cdb 25 Jul 2018 08:25:55

Name: 180724M1_12, Date: 24-Jul-2018, Time: 23:04:20, ID: IPA, Description: IPA

PFBA

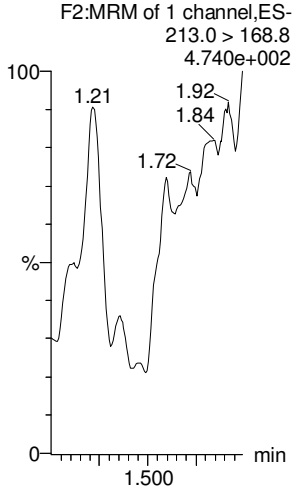

PFPeA

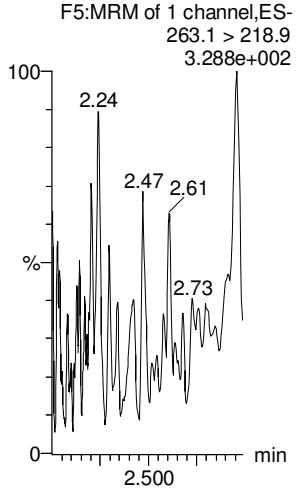

PFBS

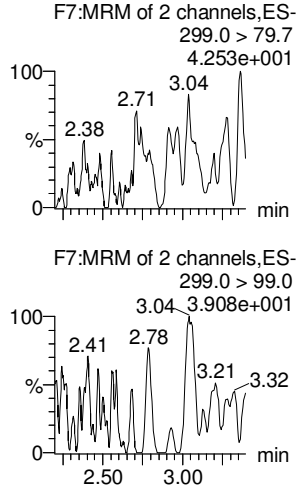

4:2 FTS

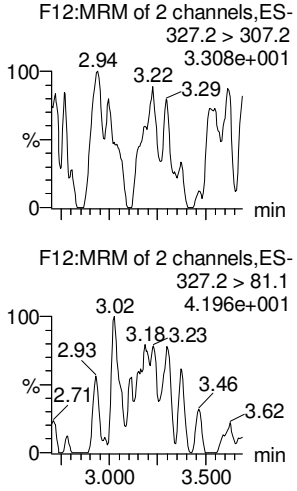

PFHxA

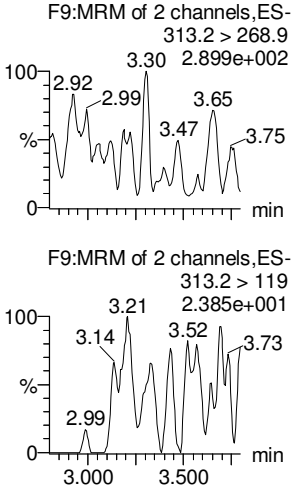

PFPeS

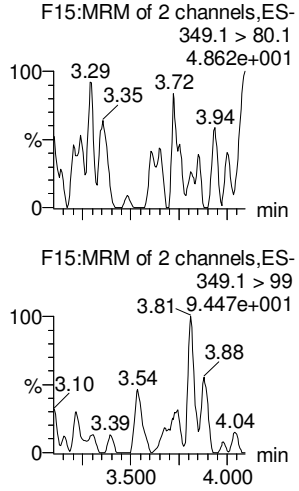

13C3-PFBA

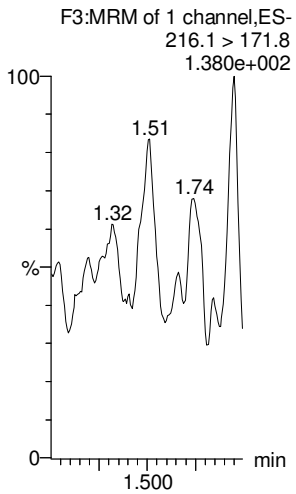

13C3-PFPeA

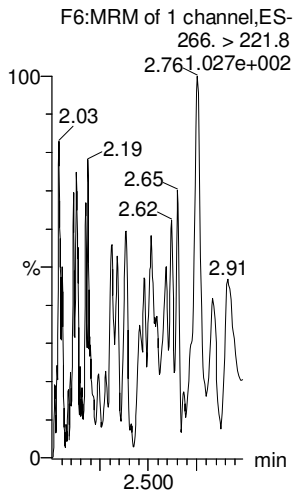

13C3-PFBS

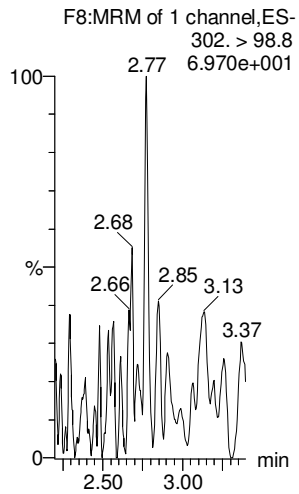

13C2-4:2 FTS

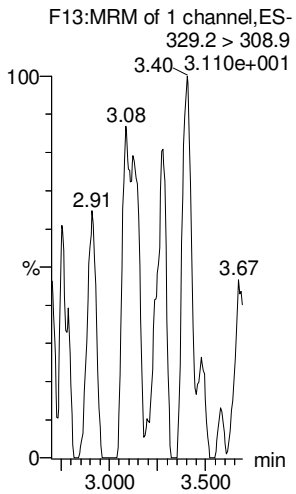

13C2-PFHxA

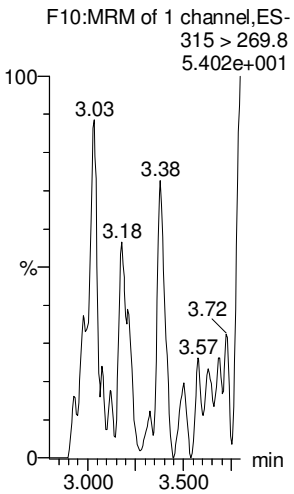

13C3-PFBS

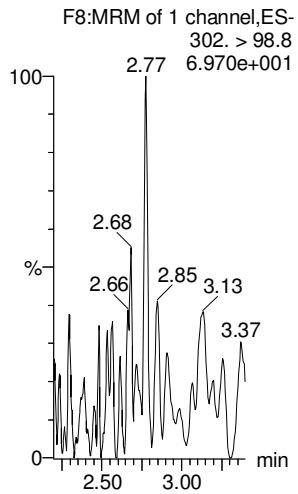

Dataset: Untitled

Last Altered: Wednesday, July 25, 2018 08:51:04 Pacific Daylight Time
Printed: Wednesday, July 25, 2018 08:51:13 Pacific Daylight Time

Name: 180724M1_12, Date: 24-Jul-2018, Time: 23:04:20, ID: IPA, Description: IPA

6:2 FTS

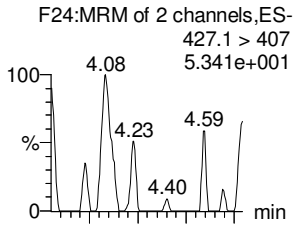

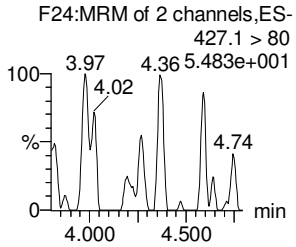

PFHpA

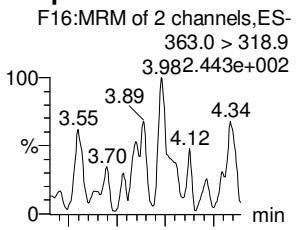

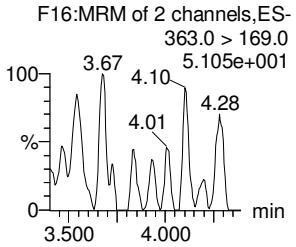

L-PFHxS

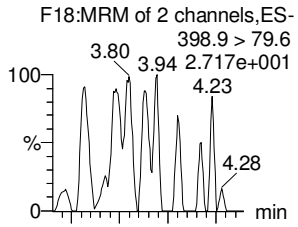

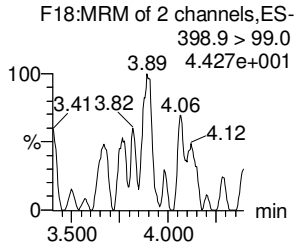

L-PFOA

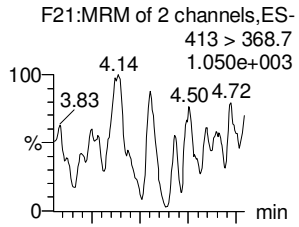

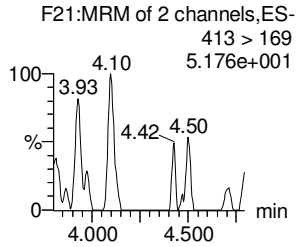

PFHpS

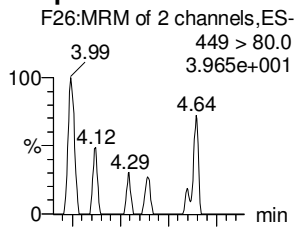

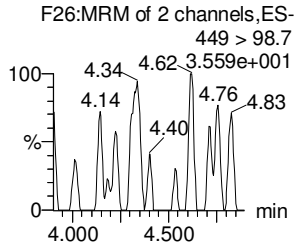

PFNA

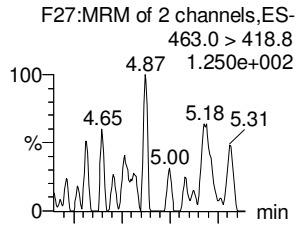

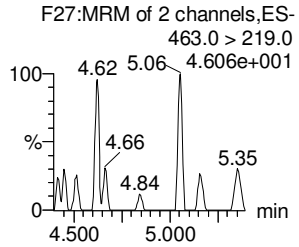

13C2-6:2 FTS

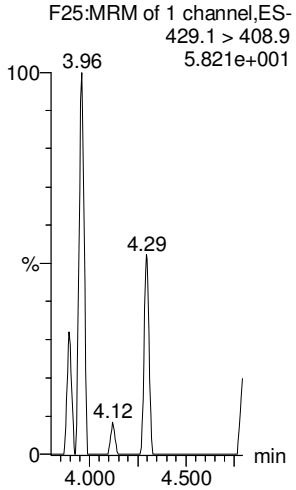

13C4-PFHpA

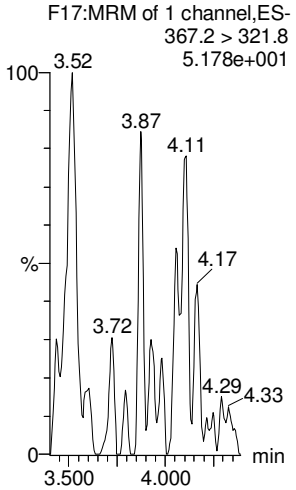

18O2-PFHxS

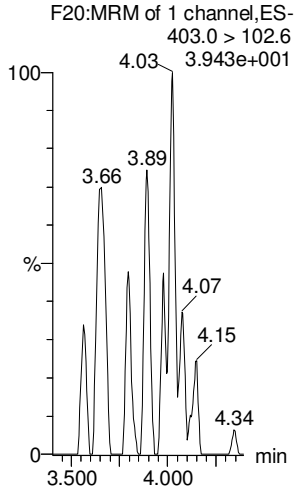

13C2-PFOA

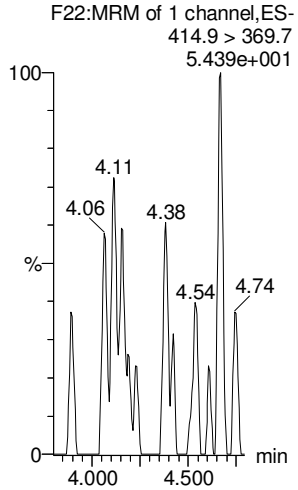

13C8-PFOS

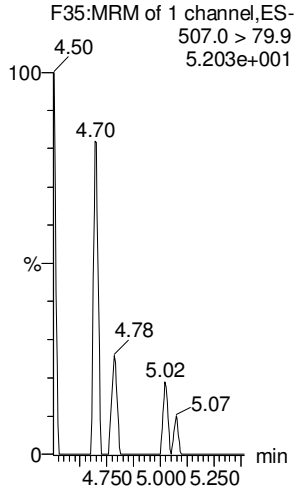

13C5-PFNA

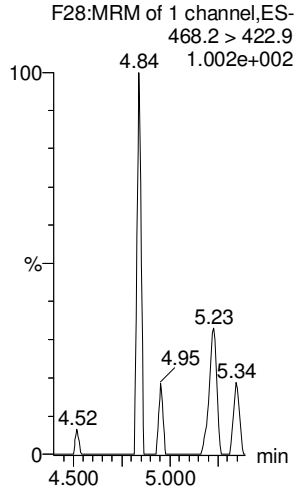

Vista Analytical Laboratory

Dataset: Untitled

Last Altered: Wednesday, July 25, 2018 08:51:04 Pacific Daylight Time
Printed: Wednesday, July 25, 2018 08:51:13 Pacific Daylight Time

Name: 180724M1_12, Date: 24-Jul-2018, Time: 23:04:20, ID: IPA, Description: IPA

PFOSA

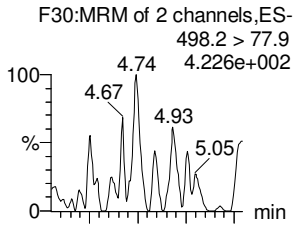

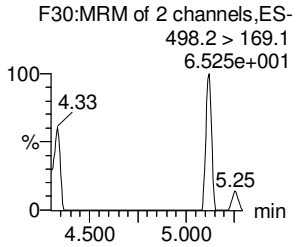

L-PFOS

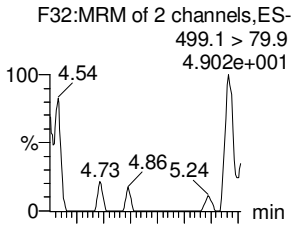

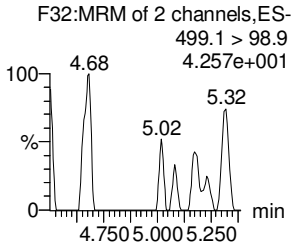

PFDA

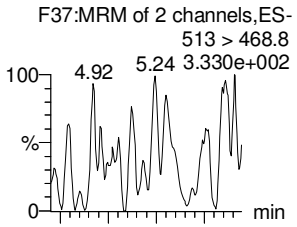

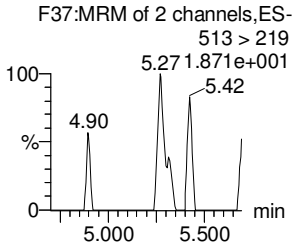

8:2 FTS

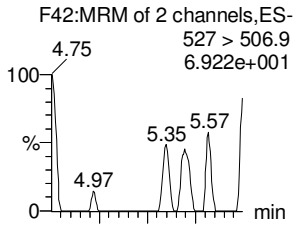

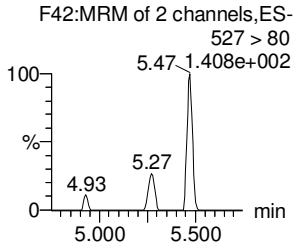

PFNS

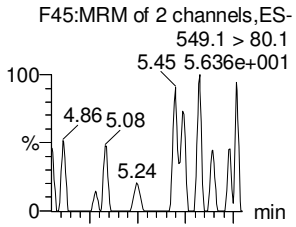

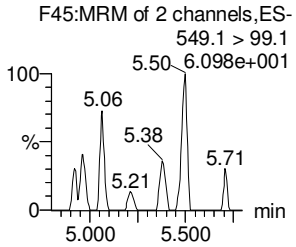

L-MeFOSAA

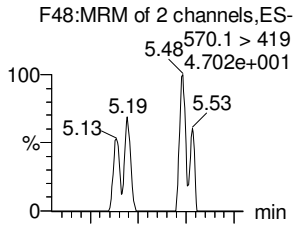

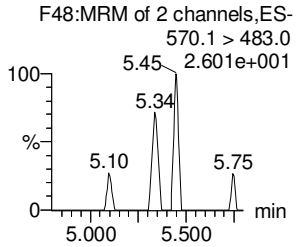

13C8-PFOSA

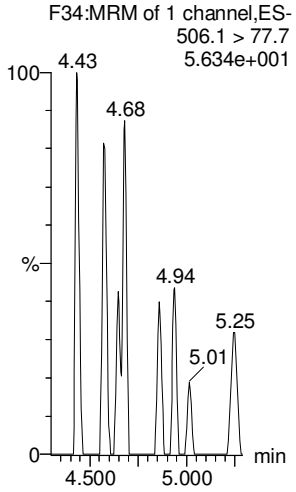

13C8-PFOS

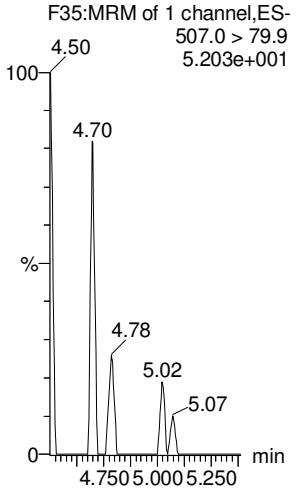

13C2-PFDA

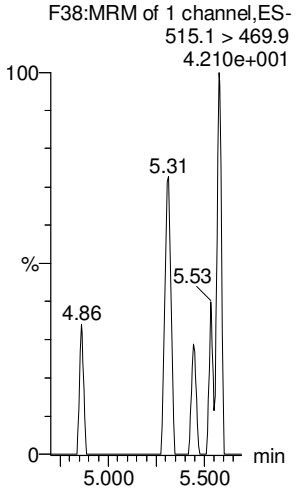

13C2-8:2 FTS

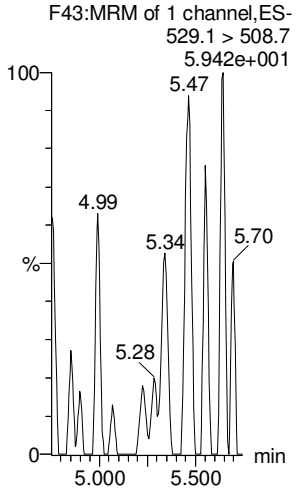

13C2-8:2 FTS

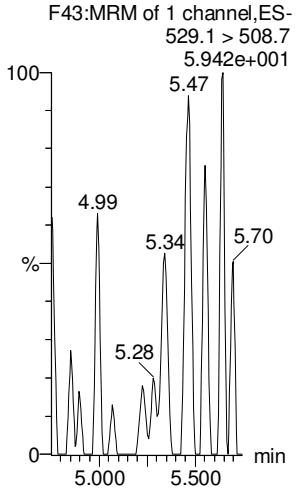

d3-N-MeFOSAA

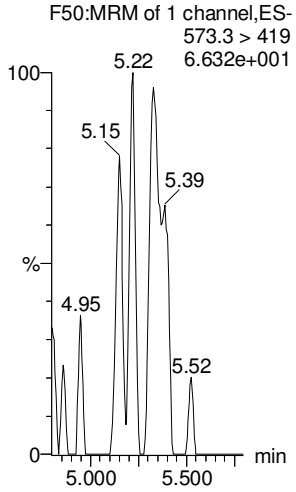

Vista Analytical Laboratory

Dataset: Untitled

Last Altered: Wednesday, July 25, 2018 08:51:04 Pacific Daylight Time
Printed: Wednesday, July 25, 2018 08:51:13 Pacific Daylight Time

Name: 180724M1_12, Date: 24-Jul-2018, Time: 23:04:20, ID: IPA, Description: IPA

L-EtFOSAA

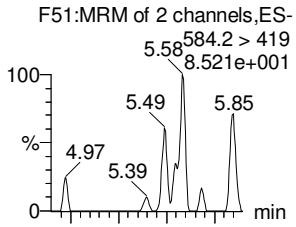

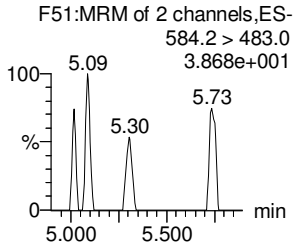

PFDoA

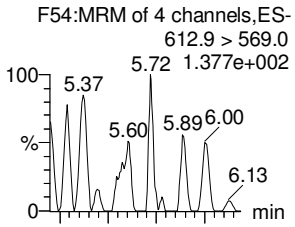

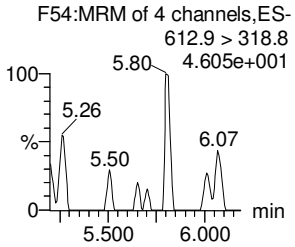

PFDS

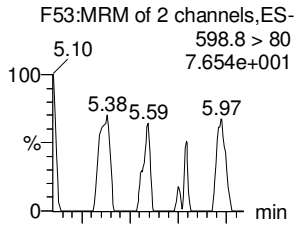

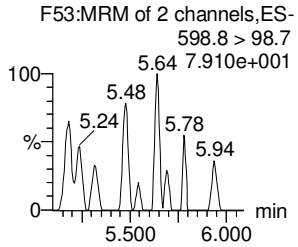

PFUdA

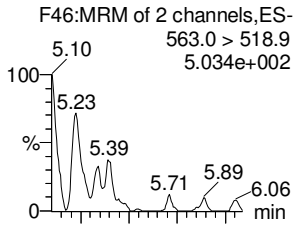

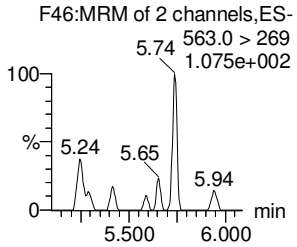

N-MeFOSA

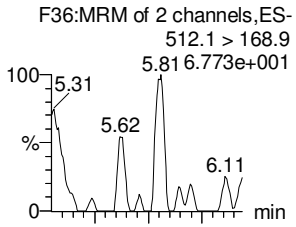

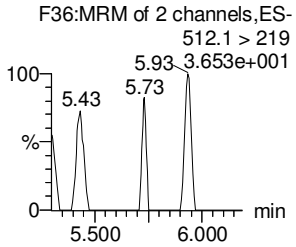

PFTrDA

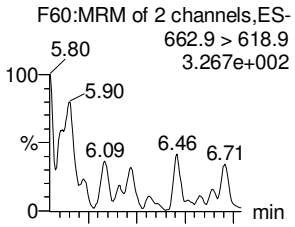

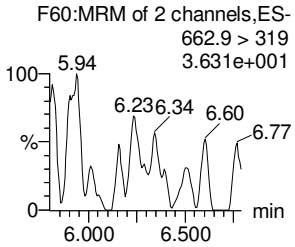

d5-N-EtFOSAA

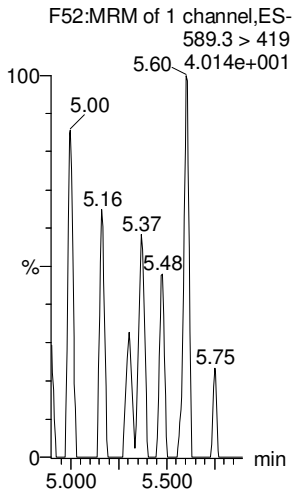

13C2-PFDoA

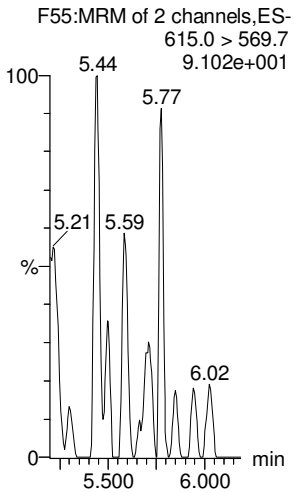

13C2-PFUdA

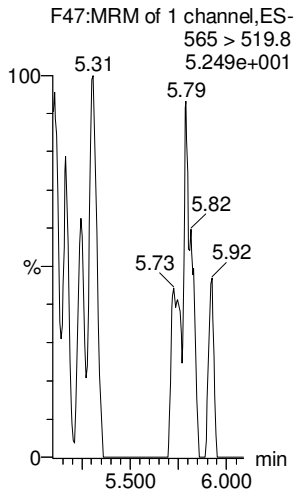

13C2-PFUdA

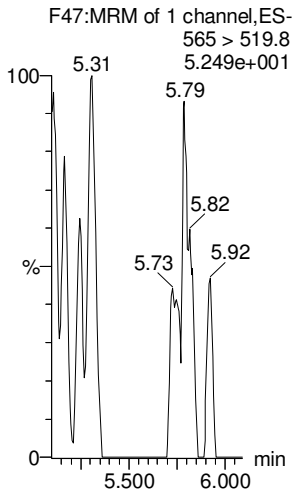

d3-N-MeFOSA

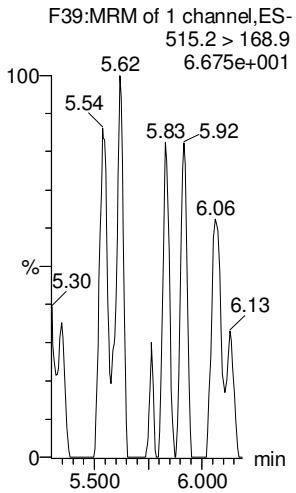

13C2-PFDoA

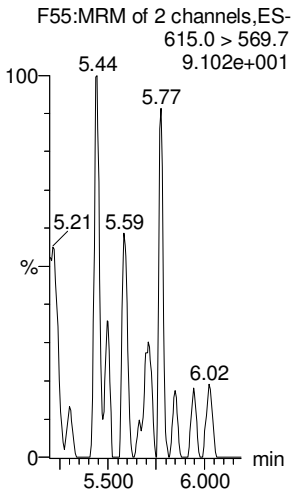

Vista Analytical Laboratory

Dataset: Untitled

Last Altered: Wednesday, July 25, 2018 08:51:04 Pacific Daylight Time
Printed: Wednesday, July 25, 2018 08:51:13 Pacific Daylight Time

Name: 180724M1_12, Date: 24-Jul-2018, Time: 23:04:20, ID: IPA, Description: IPA

PFTeDA

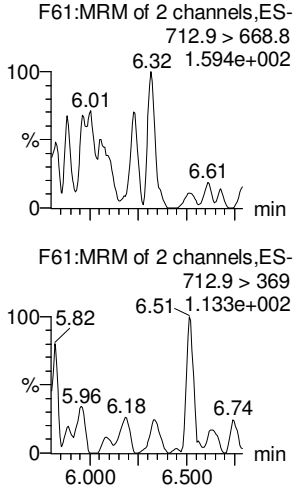

N-EtFOSA

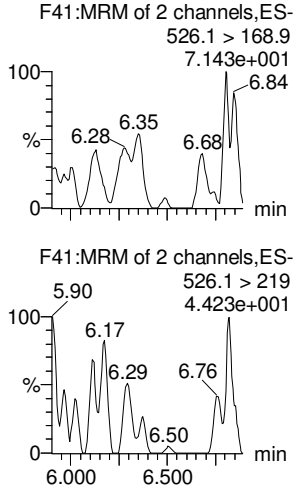

PFHxDA

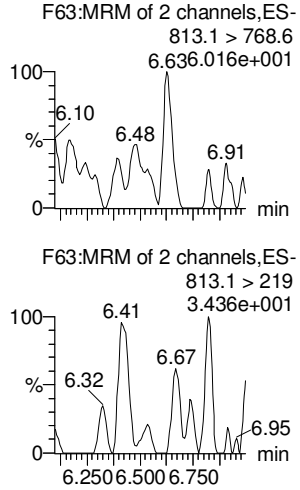

PFODA

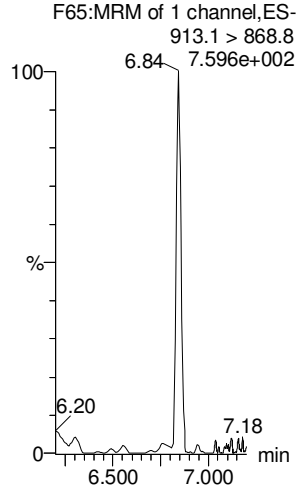

N-MeFOSE

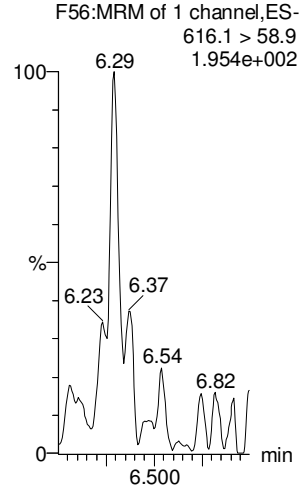

N-EtFOSE

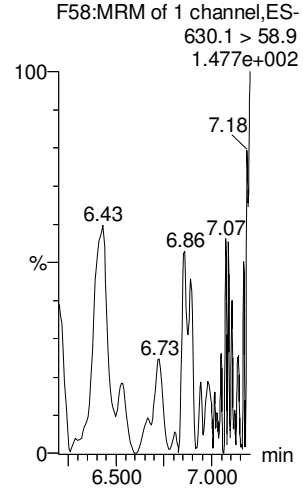

13C2-PFTeDA

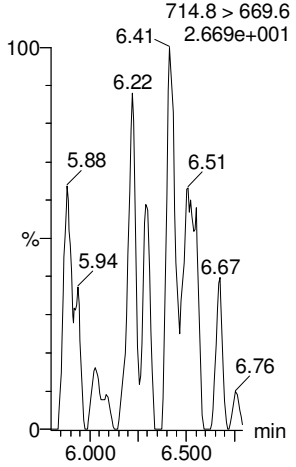

d5-N-ETFOSA

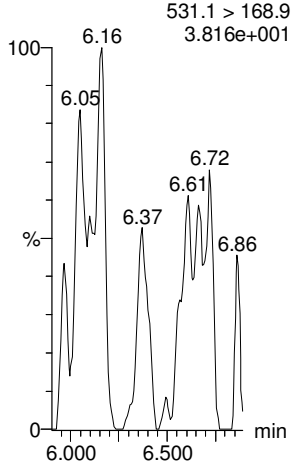

13C2-PFHxDA

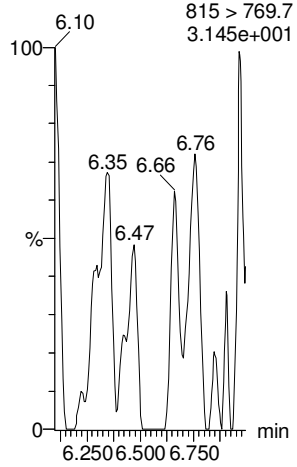

13C2-PFHxDA

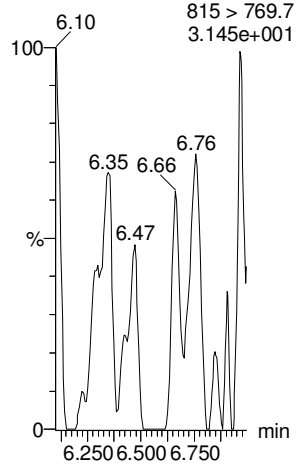

d7-N-MeFOSE

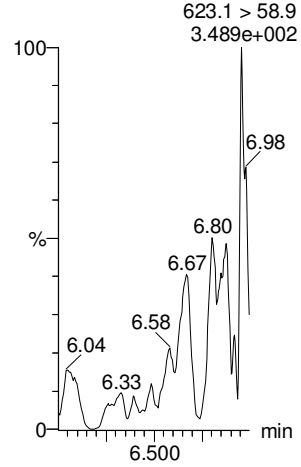

d9-N-EtFOSE

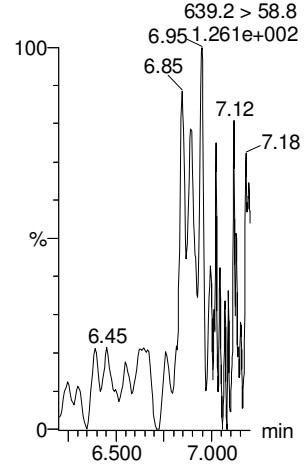

Vista Analytical Laboratory

Dataset: Untitled

Last Altered: Wednesday, July 25, 2018 08:51:04 Pacific Daylight Time
Printed: Wednesday, July 25, 2018 08:51:13 Pacific Daylight Time

Name: 180724M1_12, Date: 24-Jul-2018, Time: 23:04:20, ID: IPA, Description: IPA

13C4-PFBA

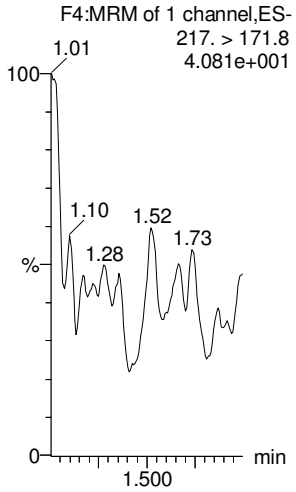

13C5-PFHxA

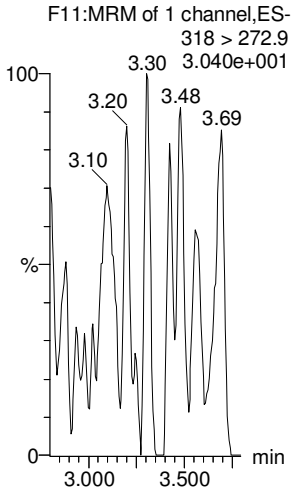

13C3-PFHxS

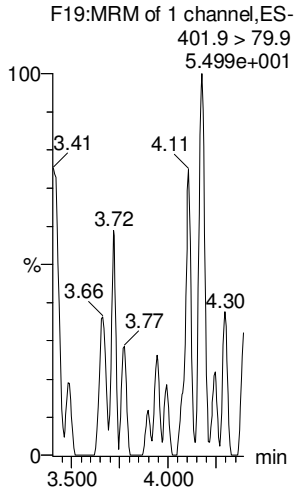

13C8-PFOA

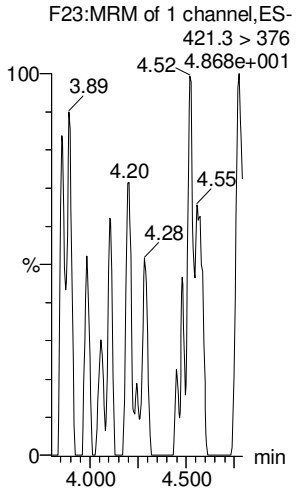

13C9-PFNA

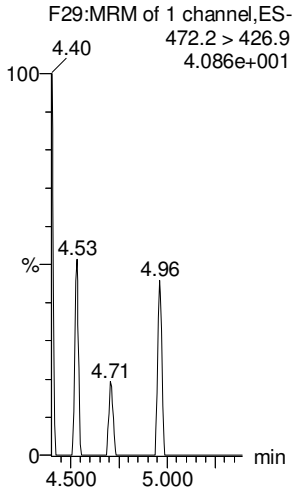

13C4-PFOS

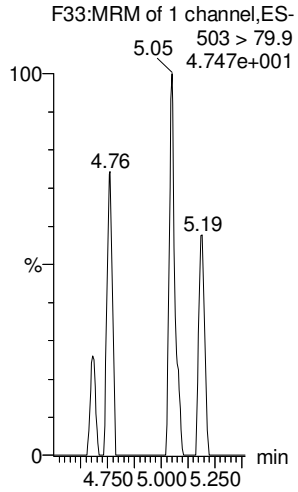

13C6-PFDA

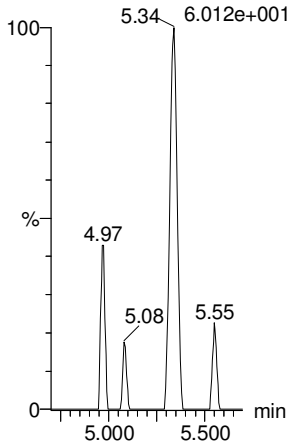

13C7-PFUdA

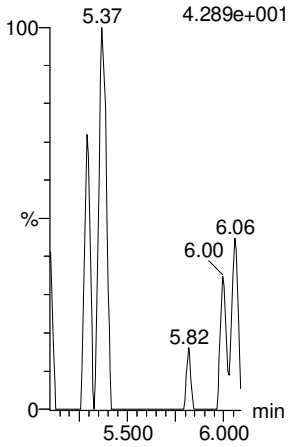

Dataset: F:\Projects\PFAS.PRO\Results\180725M1\180725M1-CRV.qld

Last Altered: Thursday, July 26, 2018 10:45:37 Pacific Daylight Time
Printed: Thursday, July 26, 2018 10:48:41 Pacific Daylight Time

high pt
PFDA 250 ✓
MeFOSE 1250 ✓

low pt
6:2 FTS 0.5 ✓
PFOS ✓
8:2 FTS ✓
PFDS ✓

Method: F:\Projects\PFAS.PRO\MethDB\PFAS_FULL_80C_072518.mdb 26 Jul 2018 10:22:27
Calibration: F:\Projects\PFAS.PRO\CurveDB\C18_VAL-PFAS_Q4_07-25-18.cdb 26 Jul 2018 10:45:37 ✓

MJT 7/26/18

VBF 7/26/18
VBF 7/25/18

Compound name: PFBA
Correlation coefficient: r = 0.999832, r^2 = 0.999665 ✓
Calibration curve: 1.09649 * x + 0.0136411
Response type: Internal Std (Ref 36), Area * (IS Conc. / IS Area)
Curve type: Linear, Origin: Include, Weighting: 1/x, Axis trans: None

	#	Name	Type	Std. Conc	RT	Area	IS Area	Response	Conc.	%Dev	Conc. Flag	CoD	CoD Flag	x=excluded
1	1	180725M1_2	Standard	0.250	1.38	102.892	4753.466	0.271	0.2	-6.3	NO	1.000	NO	bb
2	2	180725M1_3	Standard	0.500	1.38	194.693	4456.590	0.546	0.5	-2.9	NO	1.000	NO	MM
3	3	180725M1_4	Standard	1.000	1.38	411.546	4555.259	1.129	1.0	1.7	NO	1.000	NO	MM
4	4	180725M1_5	Standard	2.000	1.38	792.311	4480.227	2.211	2.0	0.2	NO	1.000	NO	bb
5	5	180725M1_6	Standard	5.000	1.38	2003.562	4452.517	5.625	5.1	2.3	NO	1.000	NO	bb
6	6	180725M1_7	Standard	10.000	1.38	4237.680	4636.027	11.426	10.4	4.1	NO	1.000	NO	bb
7	7	180725M1_8	Standard	50.000	1.38	20709.500	4497.661	57.556	52.5	5.0	NO	1.000	NO	bb
8	8	180725M1_9	Standard	100.000	1.38	38897.316	4311.050	112.784	102.8	2.8	NO	1.000	NO	bb
9	9	180725M1_10	Standard	250.000	1.38	91191.234	4231.275	269.396	245.7	-1.7	NO	1.000	NO	bb
10	10	180725M1_11	Standard	500.000	1.38	166426.531	3806.010	546.591	498.5	-0.3	NO	1.000	NO	bb

✓

Compound name: PFPeA
Coefficient of Determination: R^2 = 0.999929 ✓
Calibration curve: -9.42385e-005 * x^2 + 0.981897 * x + 0.0137002
Response type: Internal Std (Ref 37), Area * (IS Conc. / IS Area)
Curve type: 2nd Order, Origin: Exclude, Weighting: 1/x, Axis trans: None

	#	Name	Type	Std. Conc	RT	Area	IS Area	Response	Conc.	%Dev	Conc. Flag	CoD	CoD Flag	x=excluded
1	1	180725M1_2	Standard	0.250	2.37	128.278	6128.331	0.262	0.3	1.0	NO	1.000	NO	bb
2	2	180725M1_3	Standard	0.500	2.36	228.982	5591.443	0.512	0.5	1.5	NO	1.000	NO	bb
3	3	180725M1_4	Standard	1.000	2.37	447.912	5602.399	0.999	1.0	0.4	NO	1.000	NO	MM
4	4	180725M1_5	Standard	2.000	2.37	871.607	5523.053	1.973	2.0	-0.2	NO	1.000	NO	bb
5	5	180725M1_6	Standard	5.000	2.37	2152.670	5696.550	4.724	4.8	-4.0	NO	1.000	NO	bb
6	6	180725M1_7	Standard	10.000	2.37	4683.559	5960.799	9.822	10.0	-0.0	NO	1.000	NO	bb
7	7	180725M1_8	Standard	50.000	2.37	22986.268	5728.336	50.159	51.3	2.6	NO	1.000	NO	bb
8	8	180725M1_9	Standard	100.000	2.37	41627.469	5421.537	95.977	98.7	-1.3	NO	1.000	NO	bb
9	9	180725M1_10	Standard	250.000	2.37	96935.156	5054.755	239.713	250.1	0.0	NO	1.000	NO	bb
10	10	180725M1_11	Standard	500.000	2.37	171451.438	4584.502	467.476	500.1	0.0	NO	1.000	NO	bb

✓

Dataset: F:\Projects\PFAS.PRO\Results\180725M1\180725M1-CRV.qld

Last Altered: Thursday, July 26, 2018 10:45:37 Pacific Daylight Time
Printed: Thursday, July 26, 2018 10:48:41 Pacific Daylight Time

Compound name: PFBS
Coefficient of Determination: R^2 = 0.999605 ✓
Calibration curve: -4.86008e-005 * x^2 + 1.9824 * x + -0.104706
Response type: Internal Std (Ref 38), Area * (IS Conc. / IS Area)
Curve type: 2nd Order, Origin: Exclude, Weighting: 1/x, Axis trans: None

	# Name	Type	Std. Conc	RT	Area	IS Area	Response	Conc.	%Dev	Conc. Flag	CoD	CoD Flag	x=excluded
1	1 180725M1_2	Standard	0.250	2.65	23.379	714.082	0.409	0.3	3.7	NO	1.000	NO	MM
2	2 180725M1_3	Standard	0.500	2.66	42.608	652.785	0.816	0.5	-7.1	NO	1.000	NO	MM
3	3 180725M1_4	Standard	1.000	2.66	88.661	711.952	1.557	0.8	-16.2	NO	1.000	NO	bb
4	4 180725M1_5	Standard	2.000	2.66	225.556	638.103	4.418	2.3	14.1	NO	1.000	NO	bb
5	5 180725M1_6	Standard	5.000	2.66	499.496	672.340	9.287	4.7	-5.2	NO	1.000	NO	bb
6	6 180725M1_7	Standard	10.000	2.66	1146.162	671.620	21.332	10.8	8.2	NO	1.000	NO	bb
7	7 180725M1_8	Standard	50.000	2.66	5433.557	654.212	103.819	52.5	5.0	NO	1.000	NO	bb
8	8 180725M1_9	Standard	100.000	2.66	10025.482	641.977	195.207	98.8	-1.2	NO	1.000	NO	bb
9	9 180725M1_10	Standard	250.000	2.66	23374.176	602.438	484.991	246.2	-1.5	NO	1.000	NO	bb
10	10 180725M1_11	Standard	500.000	2.66	41224.289	524.404	982.646	501.9	0.4	NO	1.000	NO	bb

✓

Compound name: 4:2 FTS
Coefficient of Determination: R^2 = 0.999196 ✓
Calibration curve: -0.000410996 * x^2 + 1.80075 * x + -0.0565254
Response type: Internal Std (Ref 39), Area * (IS Conc. / IS Area)
Curve type: 2nd Order, Origin: Exclude, Weighting: 1/x, Axis trans: None

	# Name	Type	Std. Conc	RT	Area	IS Area	Response	Conc.	%Dev	Conc. Flag	CoD	CoD Flag	x=excluded
1	1 180725M1_2	Standard	0.250	3.06	19.784	633.906	0.390	0.2	-0.8	NO	0.999	NO	MM
2	2 180725M1_3	Standard	0.500	3.06	40.761	571.538	0.891	0.5	5.3	NO	0.999	NO	MM
3	3 180725M1_4	Standard	1.000	3.06	66.754	575.521	1.450	0.8	-16.3	NO	0.999	NO	bb
4	4 180725M1_5	Standard	2.000	3.07	143.020	523.692	3.414	1.9	-3.6	NO	0.999	NO	bb
5	5 180725M1_6	Standard	5.000	3.07	410.340	573.234	8.948	5.0	0.1	NO	0.999	NO	bb
6	6 180725M1_7	Standard	10.000	3.07	889.666	523.250	21.253	11.9	18.7	NO	0.999	NO	bb
7	7 180725M1_8	Standard	50.000	3.07	4083.165	576.136	88.589	49.8	-0.4	NO	0.999	NO	bb
8	8 180725M1_9	Standard	100.000	3.07	8044.935	597.413	168.329	95.6	-4.4	NO	0.999	NO	bb
9	9 180725M1_10	Standard	250.000	3.07	18235.672	528.378	431.407	254.4	1.7	NO	0.999	NO	bb
10	10 180725M1_11	Standard	500.000	3.07	32615.221	512.449	795.572	498.6	-0.3	NO	0.999	NO	bb

✓

Dataset: F:\Projects\PFAS.PRO\Results\180725M1\180725M1-CRV.qld

Last Altered: Thursday, July 26, 2018 10:45:37 Pacific Daylight Time
Printed: Thursday, July 26, 2018 10:48:41 Pacific Daylight Time

Compound name: PFHxA
Coefficient of Determination: R^2 = 0.999502 ✓
Calibration curve: -0.000608298 * x^2 + 1.80536 * x + -0.0730044
Response type: Internal Std (Ref 40), Area * (IS Conc. / IS Area)
Curve type: 2nd Order, Origin: Include, Weighting: 1/x, Axis trans: None

	# Name	Type	Std. Conc	RT	Area	IS Area	Response	Conc.	%Dev	Conc. Flag	CoD	CoD Flag	x=excluded
1	1 180725M1_2	Standard	0.250	3.16	121.342	1894.037	0.320	0.2	-12.8	NO	1.000	NO	bb
2	2 180725M1_3	Standard	0.500	3.16	311.038	1658.411	0.938	0.6	12.0	NO	1.000	NO	bb
3	3 180725M1_4	Standard	1.000	3.16	614.535	1757.637	1.748	1.0	0.9	NO	1.000	NO	bb
4	4 180725M1_5	Standard	2.000	3.16	1215.775	1774.017	3.427	1.9	-3.0	NO	1.000	NO	bb
5	5 180725M1_6	Standard	5.000	3.16	2939.962	1807.095	8.134	4.6	-8.9	NO	1.000	NO	bb
6	6 180725M1_7	Standard	10.000	3.16	6283.805	1818.135	17.281	9.6	-3.6	NO	1.000	NO	bb
7	7 180725M1_8	Standard	50.000	3.16	29579.242	1748.609	84.579	47.7	-4.7	NO	1.000	NO	bb
8	8 180725M1_9	Standard	100.000	3.16	55217.898	1517.694	181.914	104.5	4.5	NO	1.000	NO	bb
9	9 180725M1_10	Standard	250.000	3.16	127573.094	1550.119	411.495	248.8	-0.5	NO	1.000	NO	bb
10	10 180725M1_11	Standard	500.000	3.16	226760.375	1511.060	750.335	499.8	-0.0	NO	1.000	NO	bb

✓

Compound name: PFPeS
Coefficient of Determination: R^2 = 0.999414 ✓
Calibration curve: -8.35297e-005 * x^2 + 1.63915 * x + -0.0731628
Response type: Internal Std (Ref 38), Area * (IS Conc. / IS Area)
Curve type: 2nd Order, Origin: Exclude, Weighting: 1/x, Axis trans: None

	# Name	Type	Std. Conc	RT	Area	IS Area	Response	Conc.	%Dev	Conc. Flag	CoD	CoD Flag	x=excluded
1	1 180725M1_2	Standard	0.250	3.36	15.712	714.082	0.275	0.2	-15.0	NO	0.999	NO	MM
2	2 180725M1_3	Standard	0.500	3.36	36.824	652.785	0.705	0.5	-5.0	NO	0.999	NO	MM
3	3 180725M1_4	Standard	1.000	3.36	92.454	711.952	1.623	1.0	3.5	NO	0.999	NO	bb
4	4 180725M1_5	Standard	2.000	3.36	168.361	638.103	3.298	2.1	2.8	NO	0.999	NO	bb
5	5 180725M1_6	Standard	5.000	3.37	434.564	672.340	8.079	5.0	-0.5	NO	0.999	NO	bb
6	6 180725M1_7	Standard	10.000	3.37	978.081	671.620	18.204	11.2	11.6	NO	0.999	NO	bb
7	7 180725M1_8	Standard	50.000	3.37	4430.688	654.212	84.657	51.8	3.7	NO	0.999	NO	bb
8	8 180725M1_9	Standard	100.000	3.37	8500.173	641.977	165.508	101.5	1.5	NO	0.999	NO	bb
9	9 180725M1_10	Standard	250.000	3.37	18863.439	602.438	391.398	241.8	-3.3	NO	0.999	NO	bb
10	10 180725M1_11	Standard	500.000	3.37	33743.438	524.404	804.328	503.7	0.7	NO	0.999	NO	bb

✓

Vista Analytical Laboratory

Dataset: F:\Projects\PFAS.PRO\Results\180725M1\180725M1-CRV.qld

Last Altered: Thursday, July 26, 2018 10:45:37 Pacific Daylight Time
Printed: Thursday, July 26, 2018 10:48:41 Pacific Daylight Time

Compound name: PFHpA
Coefficient of Determination: R^2 = 0.998966 ✓
Calibration curve: -1.60121e-005 * x^2 + 1.14147 * x + 0.000670455
Response type: Internal Std (Ref 41), Area * (IS Conc. / IS Area)
Curve type: 2nd Order, Origin: Exclude, Weighting: 1/x, Axis trans: None

	# Name	Type	Std. Conc	RT	Area	IS Area	Response	Conc.	%Dev	Conc. Flag	CoD	CoD Flag	x=excluded
1	1 180725M1_2	Standard	0.250	3.79	114.916	5124.622	0.280	0.2	-2.0	NO	0.999	NO	bb
2	2 180725M1_3	Standard	0.500	3.79	210.709	4578.318	0.575	0.5	0.7	NO	0.999	NO	bb
3	3 180725M1_4	Standard	1.000	3.79	470.960	4882.780	1.206	1.1	5.6	NO	0.999	NO	bb
4	4 180725M1_5	Standard	2.000	3.79	820.870	4811.505	2.133	1.9	-6.6	NO	0.999	NO	bb
5	5 180725M1_6	Standard	5.000	3.80	2132.949	4894.839	5.447	4.8	-4.6	NO	0.999	NO	bb
6	6 180725M1_7	Standard	10.000	3.80	4499.718	4816.658	11.677	10.2	2.3	NO	0.999	NO	bb
7	7 180725M1_8	Standard	50.000	3.80	22394.529	4784.509	58.508	51.3	2.6	NO	0.999	NO	bb
8	8 180725M1_9	Standard	100.000	3.80	41675.926	4324.300	120.470	105.7	5.7	NO	0.999	NO	bb
9	9 180725M1_10	Standard	250.000	3.80	93354.305	4297.777	271.519	238.7	-4.5	NO	0.999	NO	bb
10	10 180725M1_11	Standard	500.000	3.80	169524.594	3706.522	571.710	504.4	0.9	NO	0.999	NO	bb

✓

Compound name: L-PFHxS ✓
Coefficient of Determination: R^2 = 0.999674
Calibration curve: -1.76473e-005 * x^2 + 1.68193 * x + 0.0480891
Response type: Internal Std (Ref 42), Area * (IS Conc. / IS Area)
Curve type: 2nd Order, Origin: Include, Weighting: 1/x, Axis trans: None

	# Name	Type	Std. Conc	RT	Area	IS Area	Response	Conc.	%Dev	Conc. Flag	CoD	CoD Flag	x=excluded
1	1 180725M1_2	Standard	0.250	3.94	22.771	656.142	0.434	0.2	-8.3	NO	1.000	NO	MM
2	2 180725M1_3	Standard	0.500	3.94	35.991	655.011	0.687	0.4	-24.0	NO	1.000	NO	MM
3	3 180725M1_4	Standard	1.000	3.94	87.179	588.657	1.851	1.1	7.2	NO	1.000	NO	MM
4	4 180725M1_5	Standard	2.000	3.94	191.539	579.276	4.133	2.4	21.4	NO	1.000	NO	MM
5	5 180725M1_6	Standard	5.000	3.95	449.331	619.239	9.070	5.4	7.3	NO	1.000	NO	MM
6	6 180725M1_7	Standard	10.000	3.95	997.738	679.105	18.365	10.9	8.9	NO	1.000	NO	MM
7	7 180725M1_8	Standard	50.000	3.95	4296.244	630.791	85.136	50.6	1.2	NO	1.000	NO	MM
8	8 180725M1_9	Standard	100.000	3.95	7748.026	588.915	164.456	97.8	-2.2	NO	1.000	NO	MM
9	9 180725M1_10	Standard	250.000	3.95	19320.500	577.795	417.979	249.1	-0.3	NO	1.000	NO	MM
10	10 180725M1_11	Standard	500.000	3.95	33826.543	504.631	837.903	500.8	0.2	NO	1.000	NO	MM

✓

Vista Analytical Laboratory

Dataset: F:\Projects\PFAS.PRO\Results\180725M1\180725M1-CRV.qld

Last Altered: Thursday, July 26, 2018 10:45:37 Pacific Daylight Time
Printed: Thursday, July 26, 2018 10:48:41 Pacific Daylight Time

Compound name: 6:2 FTS
Coefficient of Determination: R^2 = 0.998798
Calibration curve: -0.000563464 * x^2 + 1.76236 * x + -0.359736
Response type: Internal Std (Ref 43), Area * (IS Conc. / IS Area)
Curve type: 2nd Order, Origin: Exclude, Weighting: 1/x, Axis trans: None

	#	Name	Type	Std. Conc	RT	Area	IS Area	Response	Conc.	%Dev	Conc. Flag	CoD	CoD Flag	x=excluded
1	1	180725M1_2	Standard	0.250	4.27	28.398	685.503	0.518	0.5	99.2	YES	0.999	NO	MMX
2	2	180725M1_3	Standard	0.500	4.26	29.300	700.324	0.523	0.5	0.2	NO	0.999	NO	MM
3	3	180725M1_4	Standard	1.000	4.26	64.580	576.775	1.400	1.0	-0.1	NO	0.999	NO	bb
4	4	180725M1_5	Standard	2.000	4.27	120.650	580.367	2.599	1.7	-16.0	NO	0.999	NO	bb
5	5	180725M1_6	Standard	5.000	4.28	468.215	623.027	9.394	5.5	10.9	NO	0.999	NO	bb
6	6	180725M1_7	Standard	10.000	4.28	968.211	713.275	16.968	9.9	-1.4	NO	0.999	NO	bb
7	7	180725M1_8	Standard	50.000	4.28	4958.198	660.682	93.808	54.4	8.8	NO	0.999	NO	bb
8	8	180725M1_9	Standard	100.000	4.28	8320.638	605.376	171.807	100.9	0.9	NO	0.999	NO	bb
9	9	180725M1_10	Standard	250.000	4.28	19426.369	624.581	388.788	239.1	-4.4	NO	0.999	NO	bb
10	10	180725M1_11	Standard	500.000	4.28	35216.609	589.294	747.008	505.9	1.2	NO	0.999	NO	bb

Compound name: L-PFOA
Coefficient of Determination: R^2 = 0.999826
Calibration curve: -0.000156658 * x^2 + 1.02412 * x + 0.0363914
Response type: Internal Std (Ref 44), Area * (IS Conc. / IS Area)
Curve type: 2nd Order, Origin: Exclude, Weighting: 1/x, Axis trans: None

	#	Name	Type	Std. Conc	RT	Area	IS Area	Response	Conc.	%Dev	Conc. Flag	CoD	CoD Flag	x=excluded
1	1	180725M1_2	Standard	0.250	4.32	194.849	6929.951	0.351	0.3	23.1	NO	1.000	NO	MM
2	2	180725M1_3	Standard	0.500	4.32	274.162	6468.958	0.530	0.5	-3.6	NO	1.000	NO	bb
3	3	180725M1_4	Standard	1.000	4.32	528.530	6225.487	1.061	1.0	0.1	NO	1.000	NO	bb
4	4	180725M1_5	Standard	2.000	4.33	1000.489	6663.861	1.877	1.8	-10.1	NO	1.000	NO	bb
5	5	180725M1_6	Standard	5.000	4.34	2617.892	6802.008	4.811	4.7	-6.7	NO	1.000	NO	bb
6	6	180725M1_7	Standard	10.000	4.33	5593.989	7085.788	9.868	9.6	-3.9	NO	1.000	NO	bb
7	7	180725M1_8	Standard	50.000	4.34	26358.891	6528.948	50.465	49.6	-0.8	NO	1.000	NO	bb
8	8	180725M1_9	Standard	100.000	4.33	50875.246	6153.161	103.352	102.5	2.5	NO	1.000	NO	bb
9	9	180725M1_10	Standard	250.000	4.33	116515.359	5949.620	244.796	248.4	-0.6	NO	1.000	NO	bb
10	10	180725M1_11	Standard	500.000	4.33	217146.500	5735.782	473.228	500.3	0.1	NO	1.000	NO	bb

Dataset: F:\Projects\PFAS.PRO\Results\180725M1\180725M1-CRV.qld

Last Altered: Thursday, July 26, 2018 10:45:37 Pacific Daylight Time
Printed: Thursday, July 26, 2018 10:48:41 Pacific Daylight Time

Compound name: PFHpS
Coefficient of Determination: R^2 = 0.995663
Calibration curve: -2.52767e-005 * x^2 + 0.815664 * x + -0.0526655
Response type: Internal Std (Ref 47), Area * (IS Conc. / IS Area)
Curve type: 2nd Order, Origin: Exclude, Weighting: 1/x, Axis trans: None

	# Name	Type	Std. Conc	RT	Area	IS Area	Response	Conc.	%Dev	Conc. Flag	CoD	CoD Flag	x=excluded
1	1 180725M1_2	Standard	0.250	4.43	16.533	1770.169	0.117	0.2	-16.9	NO	0.996	NO	MM
2	2 180725M1_3	Standard	0.500	4.43	41.707	1462.059	0.357	0.5	0.3	NO	0.996	NO	MM
3	3 180725M1_4	Standard	1.000	4.43	121.035	1692.819	0.894	1.2	16.0	NO	0.996	NO	bb
4	4 180725M1_5	Standard	2.000	4.44	188.838	1684.936	1.401	1.8	-10.9	NO	0.996	NO	bb
5	5 180725M1_6	Standard	5.000	4.44	533.282	1651.344	4.037	5.0	0.3	NO	0.996	NO	bb
6	6 180725M1_7	Standard	10.000	4.44	1168.142	1697.313	8.603	10.6	6.2	NO	0.996	NO	bb
7	7 180725M1_8	Standard	50.000	4.44	5356.214	1673.883	39.998	49.2	-1.6	NO	0.996	NO	bb
8	8 180725M1_9	Standard	100.000	4.44	9922.725	1343.976	92.289	113.6	13.6	NO	0.996	NO	bb
9	9 180725M1_10	Standard	250.000	4.44	22984.965	1553.071	184.996	228.5	-8.6	NO	0.996	NO	bb
10	10 180725M1_11	Standard	500.000	4.44	42772.070	1310.561	407.956	508.2	1.6	NO	0.996	NO	bb

Compound name: PFNA
Coefficient of Determination: R^2 = 0.999342
Calibration curve: -1.17934e-005 * x^2 + 1.184 * x + -0.0148973
Response type: Internal Std (Ref 45), Area * (IS Conc. / IS Area)
Curve type: 2nd Order, Origin: Exclude, Weighting: 1/x, Axis trans: None

	# Name	Type	Std. Conc	RT	Area	IS Area	Response	Conc.	%Dev	Conc. Flag	CoD	CoD Flag	x=excluded
1	1 180725M1_2	Standard	0.250	4.76	181.846	7229.835	0.314	0.3	11.3	NO	0.999	NO	bb
2	2 180725M1_3	Standard	0.500	4.76	240.935	5585.988	0.539	0.5	-6.4	NO	0.999	NO	bb
3	3 180725M1_4	Standard	1.000	4.76	621.916	6254.295	1.243	1.1	6.2	NO	0.999	NO	bb
4	4 180725M1_5	Standard	2.000	4.77	1130.597	6546.176	2.159	1.8	-8.2	NO	0.999	NO	bb
5	5 180725M1_6	Standard	5.000	4.77	2886.539	6881.841	5.243	4.4	-11.2	NO	0.999	NO	bb
6	6 180725M1_7	Standard	10.000	4.77	6803.036	6801.007	12.504	10.6	5.7	NO	0.999	NO	bb
7	7 180725M1_8	Standard	50.000	4.77	30659.252	6457.693	59.346	50.2	0.3	NO	0.999	NO	bb
8	8 180725M1_9	Standard	100.000	4.77	60871.922	6143.268	123.859	104.7	4.7	NO	0.999	NO	bb
9	9 180725M1_10	Standard	250.000	4.77	130996.164	5721.694	286.183	242.3	-3.1	NO	0.999	NO	bb
10	10 180725M1_11	Standard	500.000	4.77	241686.391	5099.522	592.424	502.9	0.6	NO	0.999	NO	bb

Vista Analytical Laboratory

Dataset: F:\Projects\PFAS.PRO\Results\180725M1\180725M1-CRV.qld

Last Altered: Thursday, July 26, 2018 10:45:37 Pacific Daylight Time
Printed: Thursday, July 26, 2018 10:48:41 Pacific Daylight Time

Compound name: PFOSA
Coefficient of Determination: R^2 = 0.999699
Calibration curve: -0.000278572 * x^2 + 1.03724 * x + -0.0459075
Response type: Internal Std (Ref 46), Area * (IS Conc. / IS Area)
Curve type: 2nd Order, Origin: Exclude, Weighting: 1/x, Axis trans: None

	#	Name	Type	Std. Conc	RT	Area	IS Area	Response	Conc.	%Dev	Conc. Flag	CoD	CoD Flag	x=excluded
1	1	180725M1_2	Standard	0.250	4.82	79.218	3403.973	0.291	0.3	29.9	NO	1.000	NO	bb
2	2	180725M1_3	Standard	0.500	4.81	123.036	3134.111	0.491	0.5	3.5	NO	1.000	NO	bb
3	3	180725M1_4	Standard	1.000	4.81	197.621	2967.594	0.832	0.8	-15.3	NO	1.000	NO	bb
4	4	180725M1_5	Standard	2.000	4.82	457.859	3120.291	1.834	1.8	-9.3	NO	1.000	NO	bb
5	5	180725M1_6	Standard	5.000	4.83	1197.132	3305.408	4.527	4.4	-11.7	NO	1.000	NO	bb
6	6	180725M1_7	Standard	10.000	4.83	2469.109	2867.957	10.762	10.4	4.5	NO	1.000	NO	bb
7	7	180725M1_8	Standard	50.000	4.83	11814.598	2977.466	49.600	48.5	-3.0	NO	1.000	NO	bb
8	8	180725M1_9	Standard	100.000	4.83	21553.027	2651.332	101.614	100.7	0.7	NO	1.000	NO	bb
9	9	180725M1_10	Standard	250.000	4.83	47786.344	2445.698	244.237	252.7	1.1	NO	1.000	NO	bb
10	10	180725M1_11	Standard	500.000	4.83	82013.586	2289.632	447.744	498.4	-0.3	NO	1.000	NO	bb

Compound name: L-PFOS
Coefficient of Determination: R^2 = 0.998020
Calibration curve: 5.90217e-007 * x^2 + 0.893725 * x + -0.0733419
Response type: Internal Std (Ref 47), Area * (IS Conc. / IS Area)
Curve type: 2nd Order, Origin: Include, Weighting: 1/x, Axis trans: None

	#	Name	Type	Std. Conc	RT	Area	IS Area	Response	Conc.	%Dev	Conc. Flag	CoD	CoD Flag	x=excluded
1	1	180725M1_2	Standard	0.250	4.85	41.408	1770.169	0.292	0.4	63.7	YES	0.998	NO	MMX
2	2	180725M1_3	Standard	0.500	4.84	41.158	1462.059	0.352	0.5	-4.8	NO	0.998	NO	MM
3	3	180725M1_4	Standard	1.000	4.85	115.000	1692.819	0.849	1.0	3.2	NO	0.998	NO	MM
4	4	180725M1_5	Standard	2.000	4.85	220.646	1684.936	1.637	1.9	-4.3	NO	0.998	NO	MM
5	5	180725M1_6	Standard	5.000	4.86	518.315	1651.344	3.923	4.5	-10.6	NO	0.998	NO	MM
6	6	180725M1_7	Standard	10.000	4.86	1181.592	1697.313	8.702	9.8	-1.8	NO	0.998	NO	MM
7	7	180725M1_8	Standard	50.000	4.86	5673.960	1673.883	42.371	47.5	-5.0	NO	0.998	NO	MM
8	8	180725M1_9	Standard	100.000	4.86	10611.829	1343.976	98.698	110.5	10.5	NO	0.998	NO	MM
9	9	180725M1_10	Standard	250.000	4.86	26563.080	1553.071	213.795	239.3	-4.3	NO	0.998	NO	MM
10	10	180725M1_11	Standard	500.000	4.86	47189.668	1310.561	450.090	503.5	0.7	NO	0.998	NO	MM

Dataset: F:\Projects\PFAS.PRO\Results\180725M1\180725M1-CRV.qld

Last Altered: Thursday, July 26, 2018 10:45:37 Pacific Daylight Time
Printed: Thursday, July 26, 2018 10:48:41 Pacific Daylight Time

Compound name: PFDA
Coefficient of Determination: R^2 = 0.999569
Calibration curve: 0.00041593 * x^2 + 1.24494 * x + 0.0468061
Response type: Internal Std (Ref 48), Area * (IS Conc. / IS Area)
Curve type: 2nd Order, Origin: Exclude, Weighting: 1/x, Axis trans: None

	#	Name	Type	Std. Conc	RT	Area	IS Area	Response	Conc.	%Dev	Conc. Flag	CoD	CoD Flag	x=excluded
1	1	180725M1_2	Standard	0.250	5.14	222.542	7082.672	0.393	0.3	11.1	NO	1.000	NO	bb
2	2	180725M1_3	Standard	0.500	5.14	293.356	6857.765	0.535	0.4	-21.6	NO	1.000	NO	bb
3	3	180725M1_4	Standard	1.000	5.14	705.886	6740.019	1.309	1.0	1.4	NO	1.000	NO	bb
4	4	180725M1_5	Standard	2.000	5.15	1413.567	7087.582	2.493	2.0	-1.8	NO	1.000	NO	bb
5	5	180725M1_6	Standard	5.000	5.15	3585.156	6894.425	6.500	5.2	3.5	NO	1.000	NO	bb
6	6	180725M1_7	Standard	10.000	5.15	8331.030	7715.082	13.498	10.8	7.7	NO	1.000	NO	bb
7	7	180725M1_8	Standard	50.000	5.15	36739.727	7098.745	64.694	51.1	2.1	NO	1.000	NO	bb
8	8	180725M1_9	Standard	100.000	5.15	68758.836	6864.531	125.207	97.4	-2.6	NO	1.000	NO	bb
9	9	180725M1_10	Standard	250.000	5.15	162929.234	6019.066	338.361	250.7	0.3	NO	1.000	NO	bb
10	10	180725M1_11	Standard	500.000	5.15	269910.313	6479.844	520.673	372.0	-25.6	NO	1.000	NO	bbX

Compound name: 8:2 FTS
Coefficient of Determination: R^2 = 0.998902
Calibration curve: -0.00108083 * x^2 + 2.10595 * x + 0.0864824
Response type: Internal Std (Ref 49), Area * (IS Conc. / IS Area)
Curve type: 2nd Order, Origin: Exclude, Weighting: 1/x, Axis trans: None

	#	Name	Type	Std. Conc	RT	Area	IS Area	Response	Conc.	%Dev	Conc. Flag	CoD	CoD Flag	x=excluded
1	1	180725M1_2	Standard	0.250	5.11	5.709	766.852	0.093	0.0	-98.8	YES	0.999	NO	MMX
2	2	180725M1_3	Standard	0.500	5.11	85.397	781.440	1.366	0.6	21.6	NO	0.999	NO	bb
3	3	180725M1_4	Standard	1.000	5.11	109.909	727.961	1.887	0.9	-14.5	NO	0.999	NO	bb
4	4	180725M1_5	Standard	2.000	5.12	236.285	691.338	4.272	2.0	-0.5	NO	0.999	NO	bb
5	5	180725M1_6	Standard	5.000	5.13	605.264	640.888	11.805	5.6	11.6	NO	0.999	NO	bb
6	6	180725M1_7	Standard	10.000	5.13	1173.266	839.197	17.476	8.3	-17.1	NO	0.999	NO	bb
7	7	180725M1_8	Standard	50.000	5.13	5843.605	750.345	97.349	47.3	-5.3	NO	0.999	NO	bb
8	8	180725M1_9	Standard	100.000	5.13	11249.124	677.590	207.521	104.1	4.1	NO	0.999	NO	bb
9	9	180725M1_10	Standard	250.000	5.13	25529.047	691.981	461.159	251.4	0.5	NO	0.999	NO	bb
10	10	180725M1_11	Standard	500.000	5.13	44469.156	711.870	780.851	498.0	-0.4	NO	0.999	NO	bb

Vista Analytical Laboratory

Dataset: F:\Projects\PFAS.PRO\Results\180725M1\180725M1-CRV.qld

Last Altered: Thursday, July 26, 2018 10:45:37 Pacific Daylight Time
Printed: Thursday, July 26, 2018 10:48:41 Pacific Daylight Time

Compound name: PFNS
Coefficient of Determination: R^2 = 0.992447 ✓
Calibration curve: -0.000212211 * x^2 + 0.794691 * x + -0.193956
Response type: Internal Std (Ref 47), Area * (IS Conc. / IS Area)
Curve type: 2nd Order, Origin: Exclude, Weighting: 1/x, Axis trans: None

	#	Name	Type	Std. Conc	RT	Area	IS Area	Response	Conc.	%Dev	Conc. Flag	CoD	CoD Flag	x=excluded
1	1	180725M1_2	Standard	0.250	5.19	2.740	1770.169	0.019	0.3	7.4	NO	0.992	NO	MM
2	2	180725M1_3	Standard	0.500	5.21	32.747	1462.059	0.280	0.6	19.3	NO	0.992	NO	MM
3	3	180725M1_4	Standard	1.000	5.20	69.558	1692.819	0.514	0.9	-10.9	NO	0.992	NO	bb
4	4	180725M1_5	Standard	2.000	5.21	155.835	1684.936	1.156	1.7	-15.0	NO	0.992	NO	bb
5	5	180725M1_6	Standard	5.000	5.22	481.177	1651.344	3.642	4.8	-3.3	NO	0.992	NO	bb
6	6	180725M1_7	Standard	10.000	5.21	984.718	1697.313	7.252	9.4	-6.1	NO	0.992	NO	bb
7	7	180725M1_8	Standard	50.000	5.22	5212.370	1673.883	38.924	49.9	-0.2	NO	0.992	NO	bb
8	8	180725M1_9	Standard	100.000	5.21	9747.846	1343.976	90.662	118.1	18.1	NO	0.992	NO	bb
9	9	180725M1_10	Standard	250.000	5.21	20553.055	1553.071	165.423	221.5	-11.4	NO	0.992	NO	bb
10	10	180725M1_11	Standard	500.000	5.22	36833.477	1310.561	351.314	512.4	2.5	NO	0.992	NO	bb

✓

Compound name: L-MeFOSAA
Coefficient of Determination: R^2 = 0.998158 ✓
Calibration curve: 0.000190849 * x^2 + 1.10371 * x + 0.0200534
Response type: Internal Std (Ref 50), Area * (IS Conc. / IS Area)
Curve type: 2nd Order, Origin: Include, Weighting: 1/x, Axis trans: None

	#	Name	Type	Std. Conc	RT	Area	IS Area	Response	Conc.	%Dev	Conc. Flag	CoD	CoD Flag	x=excluded
1	1	180725M1_2	Standard	0.250	5.29	62.603	2299.510	0.340	0.3	16.1	NO	0.998	NO	MM
2	2	180725M1_3	Standard	0.500	5.29	70.034	2043.867	0.428	0.4	-26.0	NO	0.998	NO	bb
3	3	180725M1_4	Standard	1.000	5.29	188.960	2395.624	0.986	0.9	-12.5	NO	0.998	NO	MM
4	4	180725M1_5	Standard	2.000	5.30	415.867	2115.057	2.458	2.2	10.4	NO	0.998	NO	MM
5	5	180725M1_6	Standard	5.000	5.31	948.970	2265.628	5.236	4.7	-5.6	NO	0.998	NO	MM
6	6	180725M1_7	Standard	10.000	5.31	2574.433	2481.360	12.969	11.7	17.1	NO	0.998	NO	MM
7	7	180725M1_8	Standard	50.000	5.31	12207.370	2434.042	62.691	56.2	12.5	NO	0.998	NO	MM
8	8	180725M1_9	Standard	100.000	5.31	24453.404	2751.788	111.080	98.9	-1.1	NO	0.998	NO	MM
9	9	180725M1_10	Standard	250.000	5.30	50571.746	2306.013	274.130	238.5	-4.6	NO	0.998	NO	MM
10	10	180725M1_11	Standard	500.000	5.31	93563.828	1930.046	605.969	504.9	1.0	NO	0.998	NO	MM

✓

Vista Analytical Laboratory

Dataset: F:\Projects\PFAS.PRO\Results\180725M1\180725M1-CRV.qld

Last Altered: Thursday, July 26, 2018 10:45:37 Pacific Daylight Time
Printed: Thursday, July 26, 2018 10:48:41 Pacific Daylight Time

Compound name: L-EtFOSAA
Coefficient of Determination: R^2 = 0.999527 ✓
Calibration curve: 2.15537e-005 * x^2 + 0.879024 * x + -0.0856725
Response type: Internal Std (Ref 51), Area * (IS Conc. / IS Area)
Curve type: 2nd Order, Origin: Exclude, Weighting: 1/x, Axis trans: None

	#	Name	Type	Std. Conc	RT	Area	IS Area	Response	Conc.	%Dev	Conc. Flag	CoD	CoD Flag	x=excluded
1	1	180725M1_2	Standard	0.250	5.46	20.689	2969.456	0.087	0.2	-21.4	NO	1.000	NO	MM
2	2	180725M1_3	Standard	0.500	5.45	76.516	2831.522	0.338	0.5	-3.7	NO	1.000	NO	MM
3	3	180725M1_4	Standard	1.000	5.45	166.005	2691.784	0.771	1.0	-2.6	NO	1.000	NO	MM
4	4	180725M1_5	Standard	2.000	5.46	392.429	2867.693	1.711	2.0	2.2	NO	1.000	NO	MM
5	5	180725M1_6	Standard	5.000	5.47	982.751	2519.439	4.876	5.6	12.9	NO	1.000	NO	MM
6	6	180725M1_7	Standard	10.000	5.47	2315.818	2979.501	9.716	11.1	11.5	NO	1.000	NO	MM
7	7	180725M1_8	Standard	50.000	5.47	10050.881	2780.694	45.182	51.4	2.9	NO	1.000	NO	MM
8	8	180725M1_9	Standard	100.000	5.46	18508.537	2625.916	88.105	100.1	0.1	NO	1.000	NO	MM
9	9	180725M1_10	Standard	250.000	5.46	45429.250	2633.568	215.626	243.9	-2.4	NO	1.000	NO	MM
10	10	180725M1_11	Standard	500.000	5.46	78533.914	2194.452	447.344	502.8	0.6	NO	1.000	NO	MM

✓

Vista Analytical Laboratory

Dataset: F:\Projects\PFAS.PRO\Results\180725M1\180725M1-CRV.qld

Last Altered: Thursday, July 26, 2018 10:45:37 Pacific Daylight Time
Printed: Thursday, July 26, 2018 10:50:31 Pacific Daylight Time

Method: F:\Projects\PFAS.PRO\MethDB\PFAS_FULL_80C_072518.mdb 26 Jul 2018 10:22:27
Calibration: F:\Projects\PFAS.PRO\CurveDB\C18_VAL-PFAS_Q4_07-25-18.cdb 26 Jul 2018 10:45:37

Compound name: PFUdA
Coefficient of Determination: R^2 = 0.999063 ✓
Calibration curve: -0.00027303 * x^2 + 1.01912 * x + -0.0180498
Response type: Internal Std (Ref 52), Area * (IS Conc. / IS Area)
Curve type: 2nd Order, Origin: Exclude, Weighting: 1/x, Axis trans: None

	#	Name	Type	Std. Conc	RT	Area	IS Area	Response	Conc.	%Dev	Conc. Flag	CoD	CoD Flag	x=excluded
1	1	180725M1_2	Standard	0.250	5.47	204.700	11053.299	0.231	0.2	-2.0	NO	0.999	NO	bb
2	2	180725M1_3	Standard	0.500	5.47	364.508	9298.571	0.490	0.5	-0.3	NO	0.999	NO	bb
3	3	180725M1_4	Standard	1.000	5.47	882.840	9400.699	1.174	1.2	17.0	NO	0.999	NO	bb
4	4	180725M1_5	Standard	2.000	5.48	1348.206	9570.551	1.761	1.7	-12.7	NO	0.999	NO	bb
5	5	180725M1_6	Standard	5.000	5.48	3919.094	9408.247	5.207	5.1	2.7	NO	0.999	NO	bb
6	6	180725M1_7	Standard	10.000	5.48	7532.243	9701.439	9.705	9.6	-4.3	NO	0.999	NO	bb
7	7	180725M1_8	Standard	50.000	5.48	36970.832	9683.007	47.726	47.5	-5.1	NO	0.999	NO	bb
8	8	180725M1_9	Standard	100.000	5.48	71071.039	8416.302	105.556	106.6	6.6	NO	0.999	NO	bb
9	9	180725M1_10	Standard	250.000	5.48	158077.781	8487.836	232.800	244.5	-2.2	NO	0.999	NO	bb
10	10	180725M1_11	Standard	500.000	5.48	289017.625	8160.326	442.718	501.9	0.4	NO	0.999	NO	bb

Compound name: PFDS
Coefficient of Determination: R^2 = 0.999253 ✓
Calibration curve: -4.9064e-005 * x^2 + 0.173788 * x + 0.00473064
Response type: Internal Std (Ref 52), Area * (IS Conc. / IS Area)
Curve type: 2nd Order, Origin: Exclude, Weighting: 1/x, Axis trans: None

	#	Name	Type	Std. Conc	RT	Area	IS Area	Response	Conc.	%Dev	Conc. Flag	CoD	CoD Flag	x=excluded
1	1	180725M1_2	Standard	0.250	5.51	15.749	11053.299	0.018	0.1	-69.9	YES	0.999	NO	MMX
2	2	180725M1_3	Standard	0.500	5.51	75.877	9298.571	0.102	0.6	12.0	NO	0.999	NO	bb
3	3	180725M1_4	Standard	1.000	5.51	116.391	9400.699	0.155	0.9	-13.6	NO	0.999	NO	bb
4	4	180725M1_5	Standard	2.000	5.52	231.877	9570.551	0.303	1.7	-14.2	NO	0.999	NO	bb
5	5	180725M1_6	Standard	5.000	5.53	740.504	9408.247	0.984	5.6	12.9	NO	0.999	NO	bb
6	6	180725M1_7	Standard	10.000	5.53	1395.309	9701.439	1.798	10.3	3.5	NO	0.999	NO	bb
7	7	180725M1_8	Standard	50.000	5.53	6434.227	9683.007	8.306	48.4	-3.1	NO	0.999	NO	bb
8	8	180725M1_9	Standard	100.000	5.53	11897.553	8416.302	17.670	104.7	4.7	NO	0.999	NO	bb
9	9	180725M1_10	Standard	250.000	5.52	26757.143	8487.836	39.405	243.4	-2.6	NO	0.999	NO	bb
10	10	180725M1_11	Standard	500.000	5.53	48956.500	8160.326	74.992	502.9	0.6	NO	0.999	NO	bb

Dataset: F:\Projects\PFAS.PRO\Results\180725M1\180725M1-CRV.qld

Last Altered: Thursday, July 26, 2018 10:45:37 Pacific Daylight Time
Printed: Thursday, July 26, 2018 10:50:31 Pacific Daylight Time

Compound name: PFDoA
Coefficient of Determination: R^2 = 0.999863 ✓
Calibration curve: -0.000219608 * x^2 + 1.19069 * x + -0.0377445
Response type: Internal Std (Ref 53), Area * (IS Conc. / IS Area)
Curve type: 2nd Order, Origin: Exclude, Weighting: 1/x, Axis trans: None

	#	Name	Type	Std. Conc	RT	Area	IS Area	Response	Conc.	%Dev	Conc. Flag	CoD	CoD Flag	x=excluded
1	1	180725M1_2	Standard	0.250	5.75	176.099	9798.954	0.225	0.2	-11.9	NO	1.000	NO	MM
2	2	180725M1_3	Standard	0.500	5.75	478.323	9725.459	0.615	0.5	9.6	NO	1.000	NO	MM
3	3	180725M1_4	Standard	1.000	5.75	804.645	10068.563	0.999	0.9	-12.9	NO	1.000	NO	MM
4	4	180725M1_5	Standard	2.000	5.76	1941.937	9736.466	2.493	2.1	6.3	NO	1.000	NO	bb
5	5	180725M1_6	Standard	5.000	5.77	4792.258	9555.871	6.269	5.3	6.0	NO	1.000	NO	bb
6	6	180725M1_7	Standard	10.000	5.77	9847.914	10221.652	12.043	10.2	1.7	NO	1.000	NO	bb
7	7	180725M1_8	Standard	50.000	5.77	45588.668	9433.760	60.406	51.2	2.5	NO	1.000	NO	bb
8	8	180725M1_9	Standard	100.000	5.77	86803.461	9347.998	116.072	99.3	-0.7	NO	1.000	NO	bb
9	9	180725M1_10	Standard	250.000	5.77	196673.813	8737.175	281.375	247.7	-0.9	NO	1.000	NO	bb
10	10	180725M1_11	Standard	500.000	5.77	337574.094	7790.096	541.672	501.3	0.3	NO	1.000	NO	bb

Compound name: N-MeFOSA
Coefficient of Determination: R^2 = 0.999110 ✓
Calibration curve: -0.000107139 * x^2 + 0.990053 * x + 0.0606974
Response type: Internal Std (Ref 54), Area * (IS Conc. / IS Area)
Curve type: 2nd Order, Origin: Include, Weighting: 1/x, Axis trans: None

	#	Name	Type	Std. Conc	RT	Area	IS Area	Response	Conc.	%Dev	Conc. Flag	CoD	CoD Flag	x=excluded
1	1	180725M1_2	Standard	1.250	5.77	74.325	10282.432	1.084	1.0	-17.3	NO	0.999	NO	bb
2	2	180725M1_3	Standard	2.500	5.77	182.380	9810.854	2.788	2.8	10.2	NO	0.999	NO	bb
3	3	180725M1_4	Standard	5.000	5.77	318.120	10268.522	4.647	4.6	-7.3	NO	0.999	NO	bb
4	4	180725M1_5	Standard	10.000	5.79	671.810	9998.954	10.078	10.1	1.3	NO	0.999	NO	bb
5	5	180725M1_6	Standard	25.000	5.79	1801.092	10025.990	26.946	27.2	8.9	NO	0.999	NO	bb
6	6	180725M1_7	Standard	50.000	5.79	3628.992	10407.328	52.304	53.1	6.1	NO	0.999	NO	bb
7	7	180725M1_8	Standard	250.000	5.79	16718.164	10048.216	249.569	259.3	3.7	NO	0.999	NO	bb
8	8	180725M1_9	Standard	500.000	5.79	30618.555	9583.459	479.241	512.4	2.5	NO	0.999	NO	bb
9	9	180725M1_10	Standard	1250.000	5.79	65328.012	9539.625	1027.210	1191.0	-4.7	NO	0.999	NO	bb
10	10	180725M1_11	Standard	2500.000	5.79	107690.594	8856.403	1823.945	2540.8	1.6	NO	0.999	NO	bb

Dataset: F:\Projects\PFAS.PRO\Results\180725M1\180725M1-CRV.qld

Last Altered: Thursday, July 26, 2018 10:45:37 Pacific Daylight Time
Printed: Thursday, July 26, 2018 10:50:31 Pacific Daylight Time

Compound name: PFTrDA
Coefficient of Determination: R^2 = 0.999857 ✓
Calibration curve: -0.000266999 * x^2 + 1.21537 * x + 0.0370648
Response type: Internal Std (Ref 53), Area * (IS Conc. / IS Area)
Curve type: 2nd Order, Origin: Exclude, Weighting: 1/x, Axis trans: None

	#	Name	Type	Std. Conc	RT	Area	IS Area	Response	Conc.	%Dev	Conc. Flag	CoD	CoD Flag	x=excluded
1	1	180725M1_2	Standard	0.250	6.00	305.328	9798.954	0.389	0.3	16.0	NO	1.000	NO	bb
2	2	180725M1_3	Standard	0.500	6.00	450.517	9725.459	0.579	0.4	-10.8	NO	1.000	NO	bb
3	3	180725M1_4	Standard	1.000	6.00	1017.228	10068.563	1.263	1.0	0.9	NO	1.000	NO	bb
4	4	180725M1_5	Standard	2.000	6.01	1811.692	9736.466	2.326	1.9	-5.8	NO	1.000	NO	bb
5	5	180725M1_6	Standard	5.000	6.02	4664.266	9555.871	6.101	5.0	-0.1	NO	1.000	NO	bb
6	6	180725M1_7	Standard	10.000	6.02	9849.523	10221.652	12.045	9.9	-1.0	NO	1.000	NO	bb
7	7	180725M1_8	Standard	50.000	6.02	46481.250	9433.760	61.589	51.2	2.4	NO	1.000	NO	bb
8	8	180725M1_9	Standard	100.000	6.02	86924.883	9347.998	116.235	97.7	-2.3	NO	1.000	NO	bb
9	9	180725M1_10	Standard	250.000	6.02	202276.953	8737.175	289.391	252.0	0.8	NO	1.000	NO	bb
10	10	180725M1_11	Standard	500.000	6.02	336697.906	7790.096	540.266	499.3	-0.1	NO	1.000	NO	bb

Compound name: PFTeDA
Coefficient of Determination: R^2 = 0.999557 ✓
Calibration curve: -0.000155338 * x^2 + 0.77777 * x + 0.012718
Response type: Internal Std (Ref 55), Area * (IS Conc. / IS Area)
Curve type: 2nd Order, Origin: Exclude, Weighting: 1/x, Axis trans: None

	#	Name	Type	Std. Conc	RT	Area	IS Area	Response	Conc.	%Dev	Conc. Flag	CoD	CoD Flag	x=excluded
1	1	180725M1_2	Standard	0.250	6.21	195.547	12806.856	0.191	0.2	-8.4	NO	1.000	NO	bb
2	2	180725M1_3	Standard	0.500	6.21	388.522	11470.759	0.423	0.5	5.6	NO	1.000	NO	bb
3	3	180725M1_4	Standard	1.000	6.21	701.743	12877.286	0.681	0.9	-14.0	NO	1.000	NO	bb
4	4	180725M1_5	Standard	2.000	6.23	1438.146	11828.792	1.520	1.9	-3.1	NO	1.000	NO	bb
5	5	180725M1_6	Standard	5.000	6.23	3523.437	10028.532	4.392	5.6	12.7	NO	1.000	NO	bb
6	6	180725M1_7	Standard	10.000	6.23	7927.871	11811.864	8.390	10.8	7.9	NO	1.000	NO	bb
7	7	180725M1_8	Standard	50.000	6.23	37548.758	12393.537	37.871	49.2	-1.7	NO	1.000	NO	bb
8	8	180725M1_9	Standard	100.000	6.23	67954.969	10868.179	78.158	102.6	2.6	NO	1.000	NO	bb
9	9	180725M1_10	Standard	250.000	6.23	166256.094	11485.249	180.945	244.6	-2.2	NO	1.000	NO	bb
10	10	180725M1_11	Standard	500.000	6.23	279268.063	9927.715	351.627	502.5	0.5	NO	1.000	NO	bb

Dataset: F:\Projects\PFAS.PRO\Results\180725M1\180725M1-CRV.qld

Last Altered: Thursday, July 26, 2018 10:45:37 Pacific Daylight Time
Printed: Thursday, July 26, 2018 10:50:31 Pacific Daylight Time

Compound name: N-EtFOSA
Coefficient of Determination: R^2 = 0.999571 ✓
Calibration curve: -5.33516e-005 * x^2 + 0.905159 * x + 0.0711036
Response type: Internal Std (Ref 56), Area * (IS Conc. / IS Area)
Curve type: 2nd Order, Origin: Exclude, Weighting: 1/x, Axis trans: None

	# Name	Type	Std. Conc	RT	Area	IS Area	Response	Conc.	%Dev	Conc. Flag	CoD	CoD Flag	x=excluded
1	1 180725M1_2	Standard	1.250	6.17	105.484	12090.854	1.309	1.4	9.4	NO	1.000	NO	bb
2	2 180725M1_3	Standard	2.500	6.17	155.074	10788.087	2.156	2.3	-7.8	NO	1.000	NO	bb
3	3 180725M1_4	Standard	5.000	6.17	319.197	11337.889	4.223	4.6	-8.2	NO	1.000	NO	bb
4	4 180725M1_5	Standard	10.000	6.18	699.677	11749.156	8.933	9.8	-2.0	NO	1.000	NO	bb
5	5 180725M1_6	Standard	25.000	6.19	1832.745	12319.926	22.314	24.6	-1.6	NO	1.000	NO	bb
6	6 180725M1_7	Standard	50.000	6.18	3950.120	12196.217	48.582	53.8	7.5	NO	1.000	NO	bb
7	7 180725M1_8	Standard	250.000	6.19	17822.799	11573.631	230.992	259.1	3.6	NO	1.000	NO	bb
8	8 180725M1_9	Standard	500.000	6.18	31889.348	10753.265	444.833	506.5	1.3	NO	1.000	NO	bb
9	9 180725M1_10	Standard	1250.000	6.19	67880.359	9979.459	1020.301	1214.0	-2.9	NO	1.000	NO	bb
10	10 180725M1_11	Standard	2500.000	6.19	109644.805	8471.203	1941.486	2518.8	0.8	NO	1.000	NO	bb

Compound name: PFHxDA
Coefficient of Determination: R^2 = 0.999653 ✓
Calibration curve: -0.000157759 * x^2 + 0.556048 * x + 0.0377533
Response type: Internal Std (Ref 57), Area * (IS Conc. / IS Area)
Curve type: 2nd Order, Origin: Exclude, Weighting: 1/x, Axis trans: None

	# Name	Type	Std. Conc	RT	Area	IS Area	Response	Conc.	%Dev	Conc. Flag	CoD	CoD Flag	x=excluded
1	1 180725M1_2	Standard	0.250	6.53	123.968	4018.351	0.154	0.2	-16.2	NO	1.000	NO	MM
2	2 180725M1_3	Standard	0.500	6.52	226.485	3942.139	0.287	0.4	-10.2	NO	1.000	NO	bb
3	3 180725M1_4	Standard	1.000	6.52	486.930	4034.445	0.603	1.0	1.8	NO	1.000	NO	bb
4	4 180725M1_5	Standard	2.000	6.55	957.986	3485.908	1.374	2.4	20.2	NO	1.000	NO	bb
5	5 180725M1_6	Standard	5.000	6.55	2170.015	3769.231	2.879	5.1	2.3	NO	1.000	NO	bb
6	6 180725M1_7	Standard	10.000	6.55	4262.352	3795.815	5.615	10.1	0.6	NO	1.000	NO	bb
7	7 180725M1_8	Standard	50.000	6.55	22306.682	3895.968	28.628	52.2	4.4	NO	1.000	NO	bb
8	8 180725M1_9	Standard	100.000	6.55	37599.426	3570.150	52.658	97.3	-2.7	NO	1.000	NO	bb
9	9 180725M1_10	Standard	250.000	6.55	92467.375	3590.773	128.757	249.1	-0.4	NO	1.000	NO	bb
10	10 180725M1_11	Standard	500.000	6.55	169338.328	3542.647	239.000	500.9	0.2	NO	1.000	NO	bb

Vista Analytical Laboratory

Dataset: F:\Projects\PFAS.PRO\Results\180725M1\180725M1-CRV.qld

Last Altered: Thursday, July 26, 2018 10:45:37 Pacific Daylight Time
Printed: Thursday, July 26, 2018 10:50:31 Pacific Daylight Time

Compound name: PFODA
Coefficient of Determination: R^2 = 0.999541 ✓
Calibration curve: -0.000419973 * x^2 + 0.949729 * x + -0.0465086
Response type: Internal Std (Ref 57), Area * (IS Conc. / IS Area)
Curve type: 2nd Order, Origin: Include, Weighting: 1/x, Axis trans: None

	# Name	Type	Std. Conc	RT	Area	IS Area	Response	Conc.	%Dev	Conc. Flag	CoD	CoD Flag	x=excluded
1	1 180725M1_2	Standard	0.250	6.75	183.542	4018.351	0.228	0.3	15.8	NO	1.000	NO	bb
2	2 180725M1_3	Standard	0.500	6.75	255.958	3942.139	0.325	0.4	-21.8	NO	1.000	NO	bb
3	3 180725M1_4	Standard	1.000	6.75	675.569	4034.445	0.837	0.9	-6.9	NO	1.000	NO	bb
4	4 180725M1_5	Standard	2.000	6.77	1351.937	3485.908	1.939	2.1	4.6	NO	1.000	NO	bb
5	5 180725M1_6	Standard	5.000	6.77	3272.038	3769.231	4.340	4.6	-7.4	NO	1.000	NO	bb
6	6 180725M1_7	Standard	10.000	6.77	7041.101	3795.815	9.275	9.9	-1.4	NO	1.000	NO	bb
7	7 180725M1_8	Standard	50.000	6.77	35048.594	3895.968	44.981	48.4	-3.1	NO	1.000	NO	bb
8	8 180725M1_9	Standard	100.000	6.77	63835.883	3570.150	89.402	98.5	-1.5	NO	1.000	NO	bb
9	9 180725M1_10	Standard	250.000	6.77	155724.219	3590.773	216.839	257.7	3.1	NO	1.000	NO	bb
10	10 180725M1_11	Standard	500.000	6.77	260303.672	3542.647	367.386	495.4	-0.9	NO	1.000	NO	bb

Compound name: N-MeFOSE
Coefficient of Determination: R^2 = 0.999184 ✓
Calibration curve: -7.80011e-005 * x^2 + 0.986887 * x + -0.0134027
Response type: Internal Std (Ref 58), Area * (IS Conc. / IS Area)
Curve type: 2nd Order, Origin: Exclude, Weighting: 1/x, Axis trans: None

	# Name	Type	Std. Conc	RT	Area	IS Area	Response	Conc.	%Dev	Conc. Flag	CoD	CoD Flag	x=excluded
1	1 180725M1_2	Standard	1.250	6.31	81.808	10197.469	1.203	1.2	-1.4	NO	0.999	NO	bb
2	2 180725M1_3	Standard	2.500	6.31	114.898	8520.821	2.023	2.1	-17.5	NO	0.999	NO	bb
3	3 180725M1_4	Standard	5.000	6.31	333.677	7958.908	6.289	6.4	27.8	NO	0.999	NO	bb
4	4 180725M1_5	Standard	10.000	6.33	583.981	9837.944	8.904	9.0	-9.6	NO	0.999	NO	bb
5	5 180725M1_6	Standard	25.000	6.33	1515.498	9636.441	23.590	24.0	-4.1	NO	0.999	NO	bb
6	6 180725M1_7	Standard	50.000	6.33	3553.416	10494.689	50.789	51.7	3.4	NO	0.999	NO	bb
7	7 180725M1_8	Standard	250.000	6.33	16185.541	9653.851	251.488	260.2	4.1	NO	0.999	NO	MM
8	8 180725M1_9	Standard	500.000	6.33	29749.566	9698.662	460.108	484.8	-3.0	NO	0.999	NO	bb
9	9 180725M1_10	Standard	1250.000	6.33	76105.125	10235.849	1115.273	1254.5	0.4	NO	0.999	NO	bb
10	10 180725M1_11	Standard	2500.000 ✓	6.33	131367.859	8469.812	2326.519	3133.5	25.3	NO	0.999	NO	bbX ✓

Dataset: F:\Projects\PFAS.PRO\Results\180725M1\180725M1-CRV.qld

Last Altered: Thursday, July 26, 2018 10:45:37 Pacific Daylight Time
Printed: Thursday, July 26, 2018 10:50:31 Pacific Daylight Time

Compound name: N-EtFOSE
Coefficient of Determination: R^2 = 0.999754 ✓
Calibration curve: -6.91939e-005 * x^2 + 1.14721 * x + -0.335331
Response type: Internal Std (Ref 59), Area * (IS Conc. / IS Area)
Curve type: 2nd Order, Origin: Exclude, Weighting: 1/x, Axis trans: None

	#	Name	Type	Std. Conc	RT	Area	IS Area	Response	Conc.	%Dev	Conc. Flag	CoD	CoD Flag	x=excluded
1	1	180725M1_2	Standard	1.250	6.46	89.005	10071.538	1.326	1.4	15.8	NO	1.000	NO	bb
2	2	180725M1_3	Standard	2.500	6.46	149.709	9149.502	2.454	2.4	-2.7	NO	1.000	NO	bb
3	3	180725M1_4	Standard	5.000	6.46	362.265	9863.499	5.509	5.1	1.9	NO	1.000	NO	bb
4	4	180725M1_5	Standard	10.000	6.48	703.760	10527.074	10.028	9.0	-9.6	NO	1.000	NO	bb
5	5	180725M1_6	Standard	25.000	6.48	1871.210	10136.311	27.691	24.5	-2.1	NO	1.000	NO	bb
6	6	180725M1_7	Standard	50.000	6.48	3862.305	10378.660	55.821	49.1	-1.8	NO	1.000	NO	bb
7	7	180725M1_8	Standard	250.000	6.48	19399.703	10762.091	270.389	239.4	-4.2	NO	1.000	NO	bb
8	8	180725M1_9	Standard	500.000	6.48	36439.781	9586.259	570.188	513.2	2.6	NO	1.000	NO	bb
9	9	180725M1_10	Standard	1250.000	6.48	84521.594	9540.578	1328.875	1253.4	0.3	NO	1.000	NO	bb
10	10	180725M1_11	Standard	2500.000	6.48	151205.547	9326.271	2431.929	2495.9	-0.2	NO	1.000	NO	bb

Compound name: 13C3-PFBA
Response Factor: 0.914475 ✓
RRF SD: 0.00785314, Relative SD: 0.858759
Response type: Internal Std (Ref 60), Area * (IS Conc. / IS Area)
Curve type: RF

	#	Name	Type	Std. Conc	RT	Area	IS Area	Response	Conc.	%Dev	Conc. Flag	CoD	CoD Flag	x=excluded
1	1	180725M1_2	Standard	12.500	1.38	4753.466	5176.816	11.478	12.6	0.4	NO		NO	bb
2	2	180725M1_3	Standard	12.500	1.37	4456.590	4827.231	11.540	12.6	1.0	NO		NO	bb
3	3	180725M1_4	Standard	12.500	1.38	4555.259	5048.777	11.278	12.3	-1.3	NO		NO	bb
4	4	180725M1_5	Standard	12.500	1.37	4480.227	4874.871	11.488	12.6	0.5	NO		NO	bb
5	5	180725M1_6	Standard	12.500	1.38	4452.517	4870.052	11.428	12.5	-0.0	NO		NO	bb
6	6	180725M1_7	Standard	12.500	1.38	4636.027	5064.999	11.441	12.5	0.1	NO		NO	bb
7	7	180725M1_8	Standard	12.500	1.38	4497.661	4979.747	11.290	12.3	-1.2	NO		NO	bb
8	8	180725M1_9	Standard	12.500	1.37	4311.050	4734.324	11.382	12.4	-0.4	NO		NO	bb
9	9	180725M1_10	Standard	12.500	1.37	4231.275	4566.751	11.582	12.7	1.3	NO		NO	bb
10	10	180725M1_11	Standard	12.500	1.37	3806.010	4172.697	11.402	12.5	-0.3	NO		NO	bb

Dataset: F:\Projects\PFAS.PRO\Results\180725M1\180725M1-CRV.qld

Last Altered: Thursday, July 26, 2018 10:45:37 Pacific Daylight Time
Printed: Thursday, July 26, 2018 10:50:31 Pacific Daylight Time

Compound name: 13C3-PFPeA
Response Factor: 1.00379
RRF SD: 0.0360665, Relative SD: 3.59302
Response type: Internal Std (Ref 61), Area * (IS Conc. / IS Area)
Curve type: RF

	# Name	Type	Std. Conc	RT	Area	IS Area	Response	Conc.	%Dev	Conc. Flag	CoD	CoD Flag	x=excluded
1	1 180725M1_2	Standard	12.500	2.36	6128.331	5837.625	13.122	13.1	4.6	NO		NO	bb
2	2 180725M1_3	Standard	12.500	2.36	5591.443	5671.828	12.323	12.3	-1.8	NO		NO	bb
3	3 180725M1_4	Standard	12.500	2.37	5602.399	5720.885	12.241	12.2	-2.4	NO		NO	bb
4	4 180725M1_5	Standard	12.500	2.37	5523.053	5912.508	11.677	11.6	-6.9	NO		NO	bb
5	5 180725M1_6	Standard	12.500	2.37	5696.550	5441.408	13.086	13.0	4.3	NO		NO	bb
6	6 180725M1_7	Standard	12.500	2.37	5960.799	5988.177	12.443	12.4	-0.8	NO		NO	bb
7	7 180725M1_8	Standard	12.500	2.37	5728.336	5571.808	12.851	12.8	2.4	NO		NO	bb
8	8 180725M1_9	Standard	12.500	2.37	5421.537	5236.702	12.941	12.9	3.1	NO		NO	bb
9	9 180725M1_10	Standard	12.500	2.37	5054.755	5088.059	12.418	12.4	-1.0	NO		NO	bb
10	10 180725M1_11	Standard	12.500	2.37	4584.502	4632.021	12.372	12.3	-1.4	NO		NO	bb

Compound name: 13C3-PFBS
Response Factor: 0.117713
RRF SD: 0.00556751, Relative SD: 4.72974
Response type: Internal Std (Ref 61), Area * (IS Conc. / IS Area)
Curve type: RF

	# Name	Type	Std. Conc	RT	Area	IS Area	Response	Conc.	%Dev	Conc. Flag	CoD	CoD Flag	x=excluded
1	1 180725M1_2	Standard	12.500	2.65	714.082	5837.625	1.529	13.0	3.9	NO		NO	bb
2	2 180725M1_3	Standard	12.500	2.65	652.785	5671.828	1.439	12.2	-2.2	NO		NO	bb
3	3 180725M1_4	Standard	12.500	2.65	711.952	5720.885	1.556	13.2	5.7	NO		NO	bb
4	4 180725M1_5	Standard	12.500	2.66	638.103	5912.508	1.349	11.5	-8.3	NO		NO	bb
5	5 180725M1_6	Standard	12.500	2.66	672.340	5441.408	1.544	13.1	5.0	NO		NO	bb
6	6 180725M1_7	Standard	12.500	2.66	671.620	5988.177	1.402	11.9	-4.7	NO		NO	bb
7	7 180725M1_8	Standard	12.500	2.66	654.212	5571.808	1.468	12.5	-0.3	NO		NO	bb
8	8 180725M1_9	Standard	12.500	2.66	641.977	5236.702	1.532	13.0	4.1	NO		NO	bb
9	9 180725M1_10	Standard	12.500	2.66	602.438	5088.059	1.480	12.6	0.6	NO		NO	bb
10	10 180725M1_11	Standard	12.500	2.66	524.404	4632.021	1.415	12.0	-3.8	NO		NO	bb

Dataset: F:\Projects\PFAS.PRO\Results\180725M1\180725M1-CRV.qld

Last Altered: Thursday, July 26, 2018 10:45:37 Pacific Daylight Time
Printed: Thursday, July 26, 2018 10:50:31 Pacific Daylight Time

Compound name: 13C2-4:2 FTS
Response Factor: 0.102322
RRF SD: 0.00867256, Relative SD: 8.47575
Response type: Internal Std (Ref 61), Area * (IS Conc. / IS Area)
Curve type: RF

	# Name	Type	Std. Conc	RT	Area	IS Area	Response	Conc.	%Dev	Conc. Flag	CoD	CoD Flag	x=excluded
1	1 180725M1_2	Standard	12.500	3.06	633.906	5837.625	1.357	13.3	6.1	NO		NO	bb
2	2 180725M1_3	Standard	12.500	3.07	571.538	5671.828	1.260	12.3	-1.5	NO		NO	bb
3	3 180725M1_4	Standard	12.500	3.06	575.521	5720.885	1.257	12.3	-1.7	NO		NO	bb
4	4 180725M1_5	Standard	12.500	3.06	523.692	5912.508	1.107	10.8	-13.4	NO		NO	bb
5	5 180725M1_6	Standard	12.500	3.07	573.234	5441.408	1.317	12.9	3.0	NO		NO	bb
6	6 180725M1_7	Standard	12.500	3.07	523.250	5988.177	1.092	10.7	-14.6	NO		NO	bb
7	7 180725M1_8	Standard	12.500	3.07	576.136	5571.808	1.293	12.6	1.1	NO		NO	bb
8	8 180725M1_9	Standard	12.500	3.07	597.413	5236.702	1.426	13.9	11.5	NO		NO	bb
9	9 180725M1_10	Standard	12.500	3.07	528.378	5088.059	1.298	12.7	1.5	NO		NO	bb
10	10 180725M1_11	Standard	12.500	3.07	512.449	4632.021	1.383	13.5	8.1	NO		NO	bb

Compound name: 13C2-PFHxA
Response Factor: 0.773594
RRF SD: 0.0359899, Relative SD: 4.65231
Response type: Internal Std (Ref 61), Area * (IS Conc. / IS Area)
Curve type: RF

	# Name	Type	Std. Conc	RT	Area	IS Area	Response	Conc.	%Dev	Conc. Flag	CoD	CoD Flag	x=excluded
1	1 180725M1_2	Standard	5.000	3.15	1894.037	5837.625	4.056	5.2	4.9	NO		NO	bb
2	2 180725M1_3	Standard	5.000	3.16	1658.411	5671.828	3.655	4.7	-5.5	NO		NO	bb
3	3 180725M1_4	Standard	5.000	3.16	1757.637	5720.885	3.840	5.0	-0.7	NO		NO	bb
4	4 180725M1_5	Standard	5.000	3.16	1774.017	5912.508	3.751	4.8	-3.0	NO		NO	bb
5	5 180725M1_6	Standard	5.000	3.16	1807.095	5441.408	4.151	5.4	7.3	NO		NO	bb
6	6 180725M1_7	Standard	5.000	3.16	1818.135	5988.177	3.795	4.9	-1.9	NO		NO	bb
7	7 180725M1_8	Standard	5.000	3.16	1748.609	5571.808	3.923	5.1	1.4	NO		NO	bb
8	8 180725M1_9	Standard	5.000	3.16	1517.694	5236.702	3.623	4.7	-6.3	NO		NO	bb
9	9 180725M1_10	Standard	5.000	3.16	1550.119	5088.059	3.808	4.9	-1.5	NO		NO	bb
10	10 180725M1_11	Standard	5.000	3.16	1511.060	4632.021	4.078	5.3	5.4	NO		NO	bb

Dataset: F:\Projects\PFAS.PRO\Results\180725M1\180725M1-CRV.qld

Last Altered: Thursday, July 26, 2018 10:45:37 Pacific Daylight Time
Printed: Thursday, July 26, 2018 10:50:31 Pacific Daylight Time

Compound name: 13C4-PFHpA
Response Factor: 0.838561
RRF SD: 0.0338841, Relative SD: 4.04074
Response type: Internal Std (Ref 61), Area * (IS Conc. / IS Area)
Curve type: RF

	# Name	Type	Std. Conc	RT	Area	IS Area	Response	Conc.	%Dev	Conc. Flag	CoD	CoD Flag	x=excluded
1	1 180725M1_2	Standard	12.500	3.79	5124.622	5837.625	10.973	13.1	4.7	NO		NO	bb
2	2 180725M1_3	Standard	12.500	3.79	4578.318	5671.828	10.090	12.0	-3.7	NO		NO	bb
3	3 180725M1_4	Standard	12.500	3.79	4882.780	5720.885	10.669	12.7	1.8	NO		NO	bb
4	4 180725M1_5	Standard	12.500	3.79	4811.505	5912.508	10.172	12.1	-3.0	NO		NO	bb
5	5 180725M1_6	Standard	12.500	3.80	4894.839	5441.408	11.244	13.4	7.3	NO		NO	bb
6	6 180725M1_7	Standard	12.500	3.80	4816.658	5988.177	10.055	12.0	-4.1	NO		NO	bb
7	7 180725M1_8	Standard	12.500	3.80	4784.509	5571.808	10.734	12.8	2.4	NO		NO	bb
8	8 180725M1_9	Standard	12.500	3.80	4324.300	5236.702	10.322	12.3	-1.5	NO		NO	bb
9	9 180725M1_10	Standard	12.500	3.80	4297.777	5088.059	10.558	12.6	0.7	NO		NO	bb
10	10 180725M1_11	Standard	12.500	3.80	3706.522	4632.021	10.002	11.9	-4.6	NO		NO	bb

Compound name: 18O2-PFHxS
Response Factor: 0.500471
RRF SD: 0.0370512, Relative SD: 7.40328
Response type: Internal Std (Ref 62), Area * (IS Conc. / IS Area)
Curve type: RF

	# Name	Type	Std. Conc	RT	Area	IS Area	Response	Conc.	%Dev	Conc. Flag	CoD	CoD Flag	x=excluded
1	1 180725M1_2	Standard	12.500	3.94	656.142	1407.377	5.828	11.6	-6.8	NO		NO	bb
2	2 180725M1_3	Standard	12.500	3.94	655.011	1226.812	6.674	13.3	6.7	NO		NO	bb
3	3 180725M1_4	Standard	12.500	3.94	588.657	1148.157	6.409	12.8	2.4	NO		NO	bb
4	4 180725M1_5	Standard	12.500	3.94	579.276	1299.542	5.572	11.1	-10.9	NO		NO	bb
5	5 180725M1_6	Standard	12.500	3.95	619.239	1244.299	6.221	12.4	-0.6	NO		NO	bb
6	6 180725M1_7	Standard	12.500	3.95	679.105	1300.105	6.529	13.0	4.4	NO		NO	bb
7	7 180725M1_8	Standard	12.500	3.95	630.791	1280.354	6.158	12.3	-1.6	NO		NO	bb
8	8 180725M1_9	Standard	12.500	3.95	588.915	1085.599	6.781	13.5	8.4	NO		NO	bb
9	9 180725M1_10	Standard	12.500	3.95	577.795	1063.637	6.790	13.6	8.5	NO		NO	bb
10	10 180725M1_11	Standard	12.500	3.95	504.631	1127.049	5.597	11.2	-10.5	NO		NO	bb

Dataset: F:\Projects\PFAS.PRO\Results\180725M1\180725M1-CRV.qld

Last Altered: Thursday, July 26, 2018 10:45:37 Pacific Daylight Time
Printed: Thursday, July 26, 2018 10:50:31 Pacific Daylight Time

Compound name: 13C2-6:2 FTS
Response Factor: 0.101706
RRF SD: 0.00868638, Relative SD: 8.54071
Response type: Internal Std (Ref 63), Area * (IS Conc. / IS Area)
Curve type: RF

	# Name	Type	Std. Conc	RT	Area	IS Area	Response	Conc.	%Dev	Conc. Flag	CoD	CoD Flag	x=excluded
1	1 180725M1_2	Standard	12.500	4.26	685.503	6594.517	1.299	12.8	2.2	NO		NO	bb
2	2 180725M1_3	Standard	12.500	4.27	700.324	6069.470	1.442	14.2	13.4	NO		NO	bb
3	3 180725M1_4	Standard	12.500	4.26	576.775	6287.024	1.147	11.3	-9.8	NO		NO	bb
4	4 180725M1_5	Standard	12.500	4.27	580.367	6573.053	1.104	10.9	-13.2	NO		NO	bb
5	5 180725M1_6	Standard	12.500	4.28	623.027	6243.294	1.247	12.3	-1.9	NO		NO	bb
6	6 180725M1_7	Standard	12.500	4.28	713.275	6933.841	1.286	12.6	1.1	NO		NO	bb
7	7 180725M1_8	Standard	12.500	4.28	660.682	6583.764	1.254	12.3	-1.3	NO		NO	bb
8	8 180725M1_9	Standard	12.500	4.28	605.376	6424.100	1.178	11.6	-7.3	NO		NO	bb
9	9 180725M1_10	Standard	12.500	4.27	624.581	5653.565	1.381	13.6	8.6	NO		NO	bb
10	10 180725M1_11	Standard	12.500	4.28	589.294	5358.985	1.375	13.5	8.1	NO		NO	bb

Compound name: 13C2-PFOA
Response Factor: 1.03043
RRF SD: 0.0421234, Relative SD: 4.08795
Response type: Internal Std (Ref 63), Area * (IS Conc. / IS Area)
Curve type: RF

	# Name	Type	Std. Conc	RT	Area	IS Area	Response	Conc.	%Dev	Conc. Flag	CoD	CoD Flag	x=excluded
1	1 180725M1_2	Standard	12.500	4.32	6929.951	6594.517	13.136	12.7	2.0	NO		NO	bb
2	2 180725M1_3	Standard	12.500	4.32	6468.958	6069.470	13.323	12.9	3.4	NO		NO	bb
3	3 180725M1_4	Standard	12.500	4.32	6225.487	6287.024	12.378	12.0	-3.9	NO		NO	bb
4	4 180725M1_5	Standard	12.500	4.33	6663.861	6573.053	12.673	12.3	-1.6	NO		NO	bb
5	5 180725M1_6	Standard	12.500	4.34	6802.008	6243.294	13.619	13.2	5.7	NO		NO	bb
6	6 180725M1_7	Standard	12.500	4.33	7085.788	6933.841	12.774	12.4	-0.8	NO		NO	bb
7	7 180725M1_8	Standard	12.500	4.33	6528.948	6583.764	12.396	12.0	-3.8	NO		NO	bb
8	8 180725M1_9	Standard	12.500	4.33	6153.161	6424.100	11.973	11.6	-7.0	NO		NO	bb
9	9 180725M1_10	Standard	12.500	4.33	5949.620	5653.565	13.155	12.8	2.1	NO		NO	bb
10	10 180725M1_11	Standard	12.500	4.33	5735.782	5358.985	13.379	13.0	3.9	NO		NO	bb

Dataset: F:\Projects\PFAS.PRO\Results\180725M1\180725M1-CRV.qld

Last Altered: Thursday, July 26, 2018 10:45:37 Pacific Daylight Time
Printed: Thursday, July 26, 2018 10:50:31 Pacific Daylight Time

Compound name: 13C5-PFNA
Response Factor: 0.965334
RRF SD: 0.0681567, Relative SD: 7.06043
Response type: Internal Std (Ref 64), Area * (IS Conc. / IS Area)
Curve type: RF

	# Name	Type	Std. Conc	RT	Area	IS Area	Response	Conc.	%Dev	Conc. Flag	CoD	CoD Flag	x=excluded
1	1 180725M1_2	Standard	12.500	4.76	7229.835	7054.132	12.811	13.3	6.2	NO		NO	bb
2	2 180725M1_3	Standard	12.500	4.76	5585.988	6861.913	10.176	10.5	-15.7	NO		NO	bb
3	3 180725M1_4	Standard	12.500	4.76	6254.295	6966.974	11.221	11.6	-7.0	NO		NO	bb
4	4 180725M1_5	Standard	12.500	4.77	6546.176	6819.619	11.999	12.4	-0.6	NO		NO	bb
5	5 180725M1_6	Standard	12.500	4.77	6881.841	7033.819	12.230	12.7	1.4	NO		NO	bb
6	6 180725M1_7	Standard	12.500	4.78	6801.007	6903.881	12.314	12.8	2.0	NO		NO	bb
7	7 180725M1_8	Standard	12.500	4.77	6457.693	6598.461	12.233	12.7	1.4	NO		NO	bb
8	8 180725M1_9	Standard	12.500	4.77	6143.268	6430.190	11.942	12.4	-1.0	NO		NO	bb
9	9 180725M1_10	Standard	12.500	4.77	5721.694	5405.445	13.231	13.7	9.7	NO		NO	bb
10	10 180725M1_11	Standard	12.500	4.77	5099.522	5095.852	12.509	13.0	3.7	NO		NO	bb

Compound name: 13C8-PFOSA
Response Factor: 0.287829
RRF SD: 0.0178185, Relative SD: 6.19067
Response type: Internal Std (Ref 67), Area * (IS Conc. / IS Area)
Curve type: RF

	# Name	Type	Std. Conc	RT	Area	IS Area	Response	Conc.	%Dev	Conc. Flag	CoD	CoD Flag	x=excluded
1	1 180725M1_2	Standard	12.500	4.82	3403.973	10683.096	3.983	13.8	10.7	NO		NO	bb
2	2 180725M1_3	Standard	12.500	4.82	3134.111	10567.765	3.707	12.9	3.0	NO		NO	bb
3	3 180725M1_4	Standard	12.500	4.82	2967.594	11046.640	3.358	11.7	-6.7	NO		NO	bb
4	4 180725M1_5	Standard	12.500	4.82	3120.291	11104.671	3.512	12.2	-2.4	NO		NO	bb
5	5 180725M1_6	Standard	12.500	4.83	3305.408	10522.725	3.927	13.6	9.1	NO		NO	bb
6	6 180725M1_7	Standard	12.500	4.83	2867.957	10703.604	3.349	11.6	-6.9	NO		NO	bb
7	7 180725M1_8	Standard	12.500	4.83	2977.466	10357.387	3.593	12.5	-0.1	NO		NO	bb
8	8 180725M1_9	Standard	12.500	4.83	2651.332	9816.650	3.376	11.7	-6.2	NO		NO	bb
9	9 180725M1_10	Standard	12.500	4.83	2445.698	8446.292	3.619	12.6	0.6	NO		NO	bb
10	10 180725M1_11	Standard	12.500	4.83	2289.632	8054.360	3.553	12.3	-1.2	NO		NO	bb

Dataset: F:\Projects\PFAS.PRO\Results\180725M1\180725M1-CRV.qld

Last Altered: Thursday, July 26, 2018 10:45:37 Pacific Daylight Time
Printed: Thursday, July 26, 2018 10:50:31 Pacific Daylight Time

Compound name: 13C8-PFOS
Response Factor: 1.07927
RRF SD: 0.0681451, Relative SD: 6.31397
Response type: Internal Std (Ref 65), Area * (IS Conc. / IS Area)
Curve type: RF

	#	Name	Type	Std. Conc	RT	Area	IS Area	Response	Conc.	%Dev	Conc. Flag	CoD	CoD Flag	x=excluded
1	1	180725M1_2	Standard	12.500	4.84	1770.169	1590.717	13.910	12.9	3.1	NO		NO	bb
2	2	180725M1_3	Standard	12.500	4.84	1462.059	1315.837	13.889	12.9	3.0	NO		NO	bb
3	3	180725M1_4	Standard	12.500	4.84	1692.819	1654.474	12.790	11.9	-5.2	NO		NO	bb
4	4	180725M1_5	Standard	12.500	4.85	1684.936	1456.991	14.456	13.4	7.2	NO		NO	bb
5	5	180725M1_6	Standard	12.500	4.86	1651.344	1421.701	14.519	13.5	7.6	NO		NO	bb
6	6	180725M1_7	Standard	12.500	4.86	1697.313	1518.112	13.976	12.9	3.6	NO		NO	bb
7	7	180725M1_8	Standard	12.500	4.86	1673.883	1632.122	12.820	11.9	-5.0	NO		NO	bb
8	8	180725M1_9	Standard	12.500	4.86	1343.976	1414.518	11.877	11.0	-12.0	NO		NO	bb
9	9	180725M1_10	Standard	12.500	4.86	1553.071	1409.669	13.772	12.8	2.1	NO		NO	bb
10	10	180725M1_11	Standard	12.500	4.86	1310.561	1269.710	12.902	12.0	-4.4	NO		NO	bb

Compound name: 13C2-PFDA
Response Factor: 0.936264
RRF SD: 0.0473325, Relative SD: 5.05547
Response type: Internal Std (Ref 66), Area * (IS Conc. / IS Area)
Curve type: RF

	#	Name	Type	Std. Conc	RT	Area	IS Area	Response	Conc.	%Dev	Conc. Flag	CoD	CoD Flag	x=excluded
1	1	180725M1_2	Standard	12.500	5.14	7082.672	8080.874	10.956	11.7	-6.4	NO		NO	bb
2	2	180725M1_3	Standard	12.500	5.14	6857.765	7283.307	11.770	12.6	0.6	NO		NO	bb
3	3	180725M1_4	Standard	12.500	5.14	6740.019	7397.430	11.389	12.2	-2.7	NO		NO	bb
4	4	180725M1_5	Standard	12.500	5.15	7087.582	7739.113	11.448	12.2	-2.2	NO		NO	bb
5	5	180725M1_6	Standard	12.500	5.15	6894.425	7565.515	11.391	12.2	-2.7	NO		NO	bb
6	6	180725M1_7	Standard	12.500	5.15	7715.082	7864.364	12.263	13.1	4.8	NO		NO	bb
7	7	180725M1_8	Standard	12.500	5.15	7098.745	7275.313	12.197	13.0	4.2	NO		NO	bb
8	8	180725M1_9	Standard	12.500	5.15	6864.531	7403.347	11.590	12.4	-1.0	NO		NO	bb
9	9	180725M1_10	Standard	12.500	5.15	6019.066	6759.372	11.131	11.9	-4.9	NO		NO	bb
10	10	180725M1_11	Standard	12.500	5.15	6479.844	6279.467	12.899	13.8	10.2	NO		NO	bb

Dataset: F:\Projects\PFAS.PRO\Results\180725M1\180725M1-CRV.qld

Last Altered: Thursday, July 26, 2018 10:45:37 Pacific Daylight Time
Printed: Thursday, July 26, 2018 10:50:31 Pacific Daylight Time

Compound name: 13C2-8:2 FTS
Response Factor: 0.132498
RRF SD: 0.0107997, Relative SD: 8.15082 ✓
Response type: Internal Std (Ref 61), Area * (IS Conc. / IS Area)
Curve type: RF

	# Name	Type	Std. Conc	RT	Area	IS Area	Response	Conc.	%Dev	Conc. Flag	CoD	CoD Flag	x=excluded
1	1 180725M1_2	Standard	12.500	5.11	766.852	5837.625	1.642	12.4	-0.9	NO		NO	bb
2	2 180725M1_3	Standard	12.500	5.11	781.440	5671.828	1.722	13.0	4.0	NO		NO	bb
3	3 180725M1_4	Standard	12.500	5.11	727.961	5720.885	1.591	12.0	-4.0	NO		NO	bb
4	4 180725M1_5	Standard	12.500	5.12	691.338	5912.508	1.462	11.0	-11.8	NO		NO	bb
5	5 180725M1_6	Standard	12.500	5.13	640.888	5441.408	1.472	11.1	-11.1	NO		NO	bb
6	6 180725M1_7	Standard	12.500	5.13	839.197	5988.177	1.752	13.2	5.8	NO		NO	bb
7	7 180725M1_8	Standard	12.500	5.13	750.345	5571.808	1.683	12.7	1.6	NO		NO	bb
8	8 180725M1_9	Standard	12.500	5.13	677.590	5236.702	1.617	12.2	-2.3	NO		NO	bb
9	9 180725M1_10	Standard	12.500	5.13	691.981	5088.059	1.700	12.8	2.6	NO		NO	bb
10	10 180725M1_11	Standard	12.500	5.13	711.870	4632.021	1.921	14.5	16.0	NO		NO	bb

Compound name: d3-N-MeFOSAA
Response Factor: 0.229109
RRF SD: 0.0298217, Relative SD: 13.0164 ✓
Response type: Internal Std (Ref 67), Area * (IS Conc. / IS Area)
Curve type: RF

	# Name	Type	Std. Conc	RT	Area	IS Area	Response	Conc.	%Dev	Conc. Flag	CoD	CoD Flag	x=excluded
1	1 180725M1_2	Standard	12.500	5.29	2299.510	10683.096	2.691	11.7	-6.1	NO		NO	bb
2	2 180725M1_3	Standard	12.500	5.28	2043.867	10567.765	2.418	10.6	-15.6	NO		NO	bb
3	3 180725M1_4	Standard	12.500	5.29	2395.624	11046.640	2.711	11.8	-5.3	NO		NO	bb
4	4 180725M1_5	Standard	12.500	5.29	2115.057	11104.671	2.381	10.4	-16.9	NO		NO	bb
5	5 180725M1_6	Standard	12.500	5.30	2265.628	10522.725	2.691	11.7	-6.0	NO		NO	bb
6	6 180725M1_7	Standard	12.500	5.30	2481.360	10703.604	2.898	12.6	1.2	NO		NO	bb
7	7 180725M1_8	Standard	12.500	5.30	2434.042	10357.387	2.938	12.8	2.6	NO		NO	bb
8	8 180725M1_9	Standard	12.500	5.30	2751.788	9816.650	3.504	15.3	22.4	NO		NO	bb
9	9 180725M1_10	Standard	12.500	5.30	2306.013	8446.292	3.413	14.9	19.2	NO		NO	bb
10	10 180725M1_11	Standard	12.500	5.30	1930.046	8054.360	2.995	13.1	4.6	NO		NO	bb

Dataset: F:\Projects\PFAS.PRO\Results\180725M1\180725M1-CRV.qld

Last Altered: Thursday, July 26, 2018 10:45:37 Pacific Daylight Time
Printed: Thursday, July 26, 2018 10:50:31 Pacific Daylight Time

Compound name: d5-N-EtFOSAA
Response Factor: 0.268583
RRF SD: 0.0201257, Relative SD: 7.49327
Response type: Internal Std (Ref 67), Area * (IS Conc. / IS Area)
Curve type: RF

	# Name	Type	Std. Conc	RT	Area	IS Area	Response	Conc.	%Dev	Conc. Flag	CoD	CoD Flag	x=excluded
1	1 180725M1_2	Standard	12.500	5.44	2969.456	10683.096	3.474	12.9	3.5	NO		NO	bb
2	2 180725M1_3	Standard	12.500	5.44	2831.522	10567.765	3.349	12.5	-0.2	NO		NO	bb
3	3 180725M1_4	Standard	12.500	5.44	2691.784	11046.640	3.046	11.3	-9.3	NO		NO	bb
4	4 180725M1_5	Standard	12.500	5.46	2867.693	11104.671	3.228	12.0	-3.9	NO		NO	bb
5	5 180725M1_6	Standard	12.500	5.46	2519.439	10522.725	2.993	11.1	-10.9	NO		NO	bb
6	6 180725M1_7	Standard	12.500	5.46	2979.501	10703.604	3.480	13.0	3.6	NO		NO	bb
7	7 180725M1_8	Standard	12.500	5.46	2780.694	10357.387	3.356	12.5	-0.0	NO		NO	bb
8	8 180725M1_9	Standard	12.500	5.46	2625.916	9816.650	3.344	12.4	-0.4	NO		NO	bb
9	9 180725M1_10	Standard	12.500	5.46	2633.568	8446.292	3.898	14.5	16.1	NO		NO	bb
10	10 180725M1_11	Standard	12.500	5.46	2194.452	8054.360	3.406	12.7	1.4	NO		NO	bb

Compound name: 13C2-PFUdA
Response Factor: 0.923818
RRF SD: 0.0696366, Relative SD: 7.53791
Response type: Internal Std (Ref 67), Area * (IS Conc. / IS Area)
Curve type: RF

	# Name	Type	Std. Conc	RT	Area	IS Area	Response	Conc.	%Dev	Conc. Flag	CoD	CoD Flag	x=excluded
1	1 180725M1_2	Standard	12.500	5.47	11053.299	10683.096	12.933	14.0	12.0	NO		NO	bb
2	2 180725M1_3	Standard	12.500	5.47	9298.571	10567.765	10.999	11.9	-4.8	NO		NO	bb
3	3 180725M1_4	Standard	12.500	5.47	9400.699	11046.640	10.638	11.5	-7.9	NO		NO	bb
4	4 180725M1_5	Standard	12.500	5.48	9570.551	11104.671	10.773	11.7	-6.7	NO		NO	bb
5	5 180725M1_6	Standard	12.500	5.48	9408.247	10522.725	11.176	12.1	-3.2	NO		NO	bb
6	6 180725M1_7	Standard	12.500	5.48	9701.439	10703.604	11.330	12.3	-1.9	NO		NO	bb
7	7 180725M1_8	Standard	12.500	5.48	9683.007	10357.387	11.686	12.6	1.2	NO		NO	bb
8	8 180725M1_9	Standard	12.500	5.48	8416.302	9816.650	10.717	11.6	-7.2	NO		NO	bb
9	9 180725M1_10	Standard	12.500	5.48	8487.836	8446.292	12.561	13.6	8.8	NO		NO	bb
10	10 180725M1_11	Standard	12.500	5.48	8160.326	8054.360	12.664	13.7	9.7	NO		NO	bb

Dataset: F:\Projects\PFAS.PRO\Results\180725M1\180725M1-CRV.qld

Last Altered: Thursday, July 26, 2018 10:45:37 Pacific Daylight Time
Printed: Thursday, July 26, 2018 10:50:31 Pacific Daylight Time

Compound name: 13C2-PFDoA
Response Factor: 1.28224
RRF SD: 0.044189, Relative SD: 3.44622 ✓
Response type: Internal Std (Ref 66), Area * (IS Conc. / IS Area)
Curve type: RF

	# Name	Type	Std. Conc	RT	Area	IS Area	Response	Conc.	%Dev	Conc. Flag	CoD	CoD Flag	x=excluded
1	1 180725M1_2	Standard	12.500	5.75	9798.954	8080.874	15.158	11.8	-5.4	NO		NO	bb
2	2 180725M1_3	Standard	12.500	5.75	9725.459	7283.307	16.691	13.0	4.1	NO		NO	bb
3	3 180725M1_4	Standard	12.500	5.75	10068.563	7397.430	17.014	13.3	6.1	NO		NO	bb
4	4 180725M1_5	Standard	12.500	5.76	9736.466	7739.113	15.726	12.3	-1.9	NO		NO	bb
5	5 180725M1_6	Standard	12.500	5.77	9555.871	7565.515	15.789	12.3	-1.5	NO		NO	bb
6	6 180725M1_7	Standard	12.500	5.77	10221.652	7864.364	16.247	12.7	1.4	NO		NO	bb
7	7 180725M1_8	Standard	12.500	5.77	9433.760	7275.313	16.209	12.6	1.1	NO		NO	bb
8	8 180725M1_9	Standard	12.500	5.77	9347.998	7403.347	15.783	12.3	-1.5	NO		NO	bb
9	9 180725M1_10	Standard	12.500	5.77	8737.175	6759.372	16.158	12.6	0.8	NO		NO	bb
10	10 180725M1_11	Standard	12.500	5.77	7790.096	6279.467	15.507	12.1	-3.3	NO		NO	bb

Compound name: d3-N-MeFOSA
Response Factor: 0.0818449
RRF SD: 0.00617047, Relative SD: 7.53922 ✓
Response type: Internal Std (Ref 67), Area * (IS Conc. / IS Area)
Curve type: RF

	# Name	Type	Std. Conc	RT	Area	IS Area	Response	Conc.	%Dev	Conc. Flag	CoD	CoD Flag	x=excluded
1	1 180725M1_2	Standard	150.000	5.80	10282.432	10683.096	12.031	147.0	-2.0	NO		NO	bb
2	2 180725M1_3	Standard	150.000	5.80	9810.854	10567.765	11.605	141.8	-5.5	NO		NO	bb
3	3 180725M1_4	Standard	150.000	5.80	10268.522	11046.640	11.620	142.0	-5.4	NO		NO	bb
4	4 180725M1_5	Standard	150.000	5.81	9998.954	11104.671	11.255	137.5	-8.3	NO		NO	bb
5	5 180725M1_6	Standard	150.000	5.82	10025.990	10522.725	11.910	145.5	-3.0	NO		NO	bb
6	6 180725M1_7	Standard	150.000	5.82	10407.328	10703.604	12.154	148.5	-1.0	NO		NO	bb
7	7 180725M1_8	Standard	150.000	5.82	10048.216	10357.387	12.127	148.2	-1.2	NO		NO	bb
8	8 180725M1_9	Standard	150.000	5.82	9583.459	9816.650	12.203	149.1	-0.6	NO		NO	bb
9	9 180725M1_10	Standard	150.000	5.82	9539.625	8446.292	14.118	172.5	15.0	NO		NO	bb
10	10 180725M1_11	Standard	150.000	5.82	8856.403	8054.360	13.745	167.9	12.0	NO		NO	bb

Dataset: F:\Projects\PFAS.PRO\Results\180725M1\180725M1-CRV.qld

Last Altered: Thursday, July 26, 2018 10:45:37 Pacific Daylight Time
Printed: Thursday, July 26, 2018 10:50:31 Pacific Daylight Time

Compound name: 13C2-PFTeDA
Response Factor: 1.14678
RRF SD: 0.110393, Relative SD: 9.62634 ✓
Response type: Internal Std (Ref 67), Area * (IS Conc. / IS Area)
Curve type: RF

	#	Name	Type	Std. Conc	RT	Area	IS Area	Response	Conc.	%Dev	Conc. Flag	CoD	CoD Flag	x=excluded
1	1	180725M1_2	Standard	12.500	6.21	12806.856	10683.096	14.985	13.1	4.5	NO		NO	bb
2	2	180725M1_3	Standard	12.500	6.21	11470.759	10567.765	13.568	11.8	-5.3	NO		NO	bb
3	3	180725M1_4	Standard	12.500	6.21	12877.286	11046.640	14.571	12.7	1.7	NO		NO	bb
4	4	180725M1_5	Standard	12.500	6.23	11828.792	11104.671	13.315	11.6	-7.1	NO		NO	bb
5	5	180725M1_6	Standard	12.500	6.23	10028.532	10522.725	11.913	10.4	-16.9	NO		NO	bb
6	6	180725M1_7	Standard	12.500	6.23	11811.864	10703.604	13.794	12.0	-3.8	NO		NO	bb
7	7	180725M1_8	Standard	12.500	6.23	12393.537	10357.387	14.957	13.0	4.3	NO		NO	bb
8	8	180725M1_9	Standard	12.500	6.23	10868.179	9816.650	13.839	12.1	-3.5	NO		NO	bb
9	9	180725M1_10	Standard	12.500	6.23	11485.249	8446.292	16.997	14.8	18.6	NO		NO	bb
10	10	180725M1_11	Standard	12.500	6.23	9927.715	8054.360	15.407	13.4	7.5	NO		NO	bb

✓

Compound name: d5-N-ETFOSA
Response Factor: 0.0916115
RRF SD: 0.00483675, Relative SD: 5.27964
Response type: Internal Std (Ref 67), Area * (IS Conc. / IS Area)
Curve type: RF

	#	Name	Type	Std. Conc	RT	Area	IS Area	Response	Conc.	%Dev	Conc. Flag	CoD	CoD Flag	x=excluded
1	1	180725M1_2	Standard	150.000	6.18	12090.854	10683.096	14.147	154.4	3.0	NO		NO	bb
2	2	180725M1_3	Standard	150.000	6.18	10788.087	10567.765	12.761	139.3	-7.1	NO		NO	bb
3	3	180725M1_4	Standard	150.000	6.18	11337.889	11046.640	12.830	140.0	-6.6	NO		NO	bb
4	4	180725M1_5	Standard	150.000	6.20	11749.156	11104.671	13.225	144.4	-3.8	NO		NO	bb
5	5	180725M1_6	Standard	150.000	6.20	12319.926	10522.725	14.635	159.7	6.5	NO		NO	bb
6	6	180725M1_7	Standard	150.000	6.20	12196.217	10703.604	14.243	155.5	3.6	NO		NO	bb
7	7	180725M1_8	Standard	150.000	6.20	11573.631	10357.387	13.968	152.5	1.6	NO		NO	bb
8	8	180725M1_9	Standard	150.000	6.20	10753.265	9816.650	13.693	149.5	-0.4	NO		NO	bb
9	9	180725M1_10	Standard	150.000	6.20	9979.459	8446.292	14.769	161.2	7.5	NO		NO	bb
10	10	180725M1_11	Standard	150.000	6.20	8471.203	8054.360	13.147	143.5	-4.3	NO		NO	bb

Dataset: F:\Projects\PFAS.PRO\Results\180725M1\180725M1-CRV.qld

Last Altered: Thursday, July 26, 2018 10:45:37 Pacific Daylight Time
Printed: Thursday, July 26, 2018 10:50:31 Pacific Daylight Time

Compound name: 13C2-PFHxDA ✓
Response Factor: 0.936486
RRF SD: 0.0888776, Relative SD: 9.49053
Response type: Internal Std (Ref 67), Area * (IS Conc. / IS Area)
Curve type: RF

	# Name	Type	Std. Conc	RT	Area	IS Area	Response	Conc.	%Dev	Conc. Flag	CoD	CoD Flag	x=excluded
1	1 180725M1_2	Standard	5.000	6.52	4018.351	10683.096	4.702	5.0	0.4	NO		NO	bb
2	2 180725M1_3	Standard	5.000	6.52	3942.139	10567.765	4.663	5.0	-0.4	NO		NO	bb
3	3 180725M1_4	Standard	5.000	6.52	4034.445	11046.640	4.565	4.9	-2.5	NO		NO	bb
4	4 180725M1_5	Standard	5.000	6.55	3485.908	11104.671	3.924	4.2	-16.2	NO		NO	bb
5	5 180725M1_6	Standard	5.000	6.55	3769.231	10522.725	4.477	4.8	-4.4	NO		NO	bb
6	6 180725M1_7	Standard	5.000	6.55	3795.815	10703.604	4.433	4.7	-5.3	NO		NO	bb
7	7 180725M1_8	Standard	5.000	6.55	3895.968	10357.387	4.702	5.0	0.4	NO		NO	bb
8	8 180725M1_9	Standard	5.000	6.55	3570.150	9816.650	4.546	4.9	-2.9	NO		NO	bb
9	9 180725M1_10	Standard	5.000	6.55	3590.773	8446.292	5.314	5.7	13.5	NO		NO	bb
10	10 180725M1_11	Standard	5.000	6.55	3542.647	8054.360	5.498	5.9	17.4	NO		NO	bb

Compound name: d7-N-MeFOSE ✓
Response Factor: 0.0787252
RRF SD: 0.0111088, Relative SD: 14.1109
Response type: Internal Std (Ref 67), Area * (IS Conc. / IS Area)
Curve type: RF

	# Name	Type	Std. Conc	RT	Area	IS Area	Response	Conc.	%Dev	Conc. Flag	CoD	CoD Flag	x=excluded
1	1 180725M1_2	Standard	150.000	6.30	10197.469	10683.096	11.932	151.6	1.0	NO		NO	bb
2	2 180725M1_3	Standard	150.000	6.30	8520.821	10567.765	10.079	128.0	-14.7	NO		NO	bb
3	3 180725M1_4	Standard	150.000	6.30	7958.908	11046.640	9.006	114.4	-23.7	NO		NO	bb
4	4 180725M1_5	Standard	150.000	6.31	9837.944	11104.671	11.074	140.7	-6.2	NO		NO	bb
5	5 180725M1_6	Standard	150.000	6.32	9636.441	10522.725	11.447	145.4	-3.1	NO		NO	bb
6	6 180725M1_7	Standard	150.000	6.32	10494.689	10703.604	12.256	155.7	3.8	NO		NO	bb
7	7 180725M1_8	Standard	150.000	6.32	9653.851	10357.387	11.651	148.0	-1.3	NO		NO	bb
8	8 180725M1_9	Standard	150.000	6.32	9698.662	9816.650	12.350	156.9	4.6	NO		NO	bb
9	9 180725M1_10	Standard	150.000	6.32	10235.849	8446.292	15.148	192.4	28.3	NO		NO	bb
10	10 180725M1_11	Standard	150.000	6.32	8469.812	8054.360	13.145	167.0	11.3	NO		NO	bb

Dataset: F:\Projects\PFAS.PRO\Results\180725M1\180725M1-CRV.qld

Last Altered: Thursday, July 26, 2018 10:45:37 Pacific Daylight Time
Printed: Thursday, July 26, 2018 10:50:31 Pacific Daylight Time

Compound name: d9-N-EtFOSE ✓
Response Factor: 0.0823786
RRF SD: 0.00786768, Relative SD: 9.55064
Response type: Internal Std (Ref 67), Area * (IS Conc. / IS Area)
Curve type: RF

	# Name	Type	Std. Conc	RT	Area	IS Area	Response	Conc.	%Dev	Conc. Flag	CoD	CoD Flag	x=excluded
1	1 180725M1_2	Standard	150.000	6.45	10071.538	10683.096	11.784	143.1	-4.6	NO		NO	bb
2	2 180725M1_3	Standard	150.000	6.45	9149.502	10567.765	10.822	131.4	-12.4	NO		NO	bb
3	3 180725M1_4	Standard	150.000	6.45	9863.499	11046.640	11.161	135.5	-9.7	NO		NO	bb
4	4 180725M1_5	Standard	150.000	6.46	10527.074	11104.671	11.850	143.8	-4.1	NO		NO	bb
5	5 180725M1_6	Standard	150.000	6.47	10136.311	10522.725	12.041	146.2	-2.6	NO		NO	bb
6	6 180725M1_7	Standard	150.000	6.47	10378.660	10703.604	12.121	147.1	-1.9	NO		NO	bb
7	7 180725M1_8	Standard	150.000	6.47	10762.091	10357.387	12.988	157.7	5.1	NO		NO	bb
8	8 180725M1_9	Standard	150.000	6.47	9586.259	9816.650	12.207	148.2	-1.2	NO		NO	bb
9	9 180725M1_10	Standard	150.000	6.47	9540.578	8446.292	14.119	171.4	14.3	NO		NO	bb
10	10 180725M1_11	Standard	150.000	6.47	9326.271	8054.360	14.474	175.7	17.1	NO		NO	bb

Compound name: 13C4-PFBA ✓
Response Factor: 1
RRF SD: 0, Relative SD: 0
Response type: Internal Std (Ref 60), Area * (IS Conc. / IS Area)
Curve type: RF

	# Name	Type	Std. Conc	RT	Area	IS Area	Response	Conc.	%Dev	Conc. Flag	CoD	CoD Flag	x=excluded
1	1 180725M1_2	Standard	12.500	1.37	5176.816	5176.816	12.500	12.5	0.0	NO		NO	bb
2	2 180725M1_3	Standard	12.500	1.37	4827.231	4827.231	12.500	12.5	0.0	NO		NO	bb
3	3 180725M1_4	Standard	12.500	1.38	5048.777	5048.777	12.500	12.5	0.0	NO		NO	bb
4	4 180725M1_5	Standard	12.500	1.37	4874.871	4874.871	12.500	12.5	0.0	NO		NO	bb
5	5 180725M1_6	Standard	12.500	1.38	4870.052	4870.052	12.500	12.5	0.0	NO		NO	bb
6	6 180725M1_7	Standard	12.500	1.37	5064.999	5064.999	12.500	12.5	0.0	NO		NO	bb
7	7 180725M1_8	Standard	12.500	1.37	4979.747	4979.747	12.500	12.5	0.0	NO		NO	bb
8	8 180725M1_9	Standard	12.500	1.37	4734.324	4734.324	12.500	12.5	0.0	NO		NO	bb
9	9 180725M1_10	Standard	12.500	1.37	4566.751	4566.751	12.500	12.5	0.0	NO		NO	bb
10	10 180725M1_11	Standard	12.500	1.37	4172.697	4172.697	12.500	12.5	0.0	NO		NO	bb

Vista Analytical Laboratory

Dataset: F:\Projects\PFAS.PRO\Results\180725M1\180725M1-CRV.qld

Last Altered: Thursday, July 26, 2018 10:45:37 Pacific Daylight Time
Printed: Thursday, July 26, 2018 10:50:31 Pacific Daylight Time

Compound name: 13C5-PFHxA
Response Factor: 1
RRF SD: 0, Relative SD: 0
Response type: Internal Std (Ref 61), Area * (IS Conc. / IS Area)
Curve type: RF

	#	Name	Type	Std. Conc	RT	Area	IS Area	Response	Conc.	%Dev	Conc. Flag	CoD	CoD Flag	x=excluded
1	1	180725M1_2	Standard	12.500	3.15	5837.625	5837.625	12.500	12.5	0.0	NO		NO	bb
2	2	180725M1_3	Standard	12.500	3.15	5671.828	5671.828	12.500	12.5	0.0	NO		NO	bb
3	3	180725M1_4	Standard	12.500	3.15	5720.885	5720.885	12.500	12.5	0.0	NO		NO	bb
4	4	180725M1_5	Standard	12.500	3.16	5912.508	5912.508	12.500	12.5	0.0	NO		NO	bb
5	5	180725M1_6	Standard	12.500	3.16	5441.408	5441.408	12.500	12.5	0.0	NO		NO	bb
6	6	180725M1_7	Standard	12.500	3.16	5988.177	5988.177	12.500	12.5	0.0	NO		NO	bb
7	7	180725M1_8	Standard	12.500	3.16	5571.808	5571.808	12.500	12.5	0.0	NO		NO	bb
8	8	180725M1_9	Standard	12.500	3.16	5236.702	5236.702	12.500	12.5	0.0	NO		NO	bb
9	9	180725M1_10	Standard	12.500	3.16	5088.059	5088.059	12.500	12.5	0.0	NO		NO	bb
10	10	180725M1_11	Standard	12.500	3.16	4632.021	4632.021	12.500	12.5	0.0	NO		NO	bb

Compound name: 13C3-PFHxS
Response Factor: 1
RRF SD: 7.40149e-017, Relative SD: 7.40149e-015
Response type: Internal Std (Ref 62), Area * (IS Conc. / IS Area)
Curve type: RF

	#	Name	Type	Std. Conc	RT	Area	IS Area	Response	Conc.	%Dev	Conc. Flag	CoD	CoD Flag	x=excluded
1	1	180725M1_2	Standard	12.500	3.94	1407.377	1407.377	12.500	12.5	0.0	NO		NO	bb
2	2	180725M1_3	Standard	12.500	3.94	1226.812	1226.812	12.500	12.5	0.0	NO		NO	bb
3	3	180725M1_4	Standard	12.500	3.94	1148.157	1148.157	12.500	12.5	0.0	NO		NO	bb
4	4	180725M1_5	Standard	12.500	3.94	1299.542	1299.542	12.500	12.5	0.0	NO		NO	bb
5	5	180725M1_6	Standard	12.500	3.95	1244.299	1244.299	12.500	12.5	0.0	NO		NO	bb
6	6	180725M1_7	Standard	12.500	3.95	1300.105	1300.105	12.500	12.5	0.0	NO		NO	bb
7	7	180725M1_8	Standard	12.500	3.95	1280.354	1280.354	12.500	12.5	0.0	NO		NO	bb
8	8	180725M1_9	Standard	12.500	3.95	1085.599	1085.599	12.500	12.5	0.0	NO		NO	bb
9	9	180725M1_10	Standard	12.500	3.95	1063.637	1063.637	12.500	12.5	0.0	NO		NO	bb
10	10	180725M1_11	Standard	12.500	3.95	1127.049	1127.049	12.500	12.5	0.0	NO		NO	bb

Vista Analytical Laboratory

Dataset: F:\Projects\PFAS.PRO\Results\180725M1\180725M1-CRV.qld

Last Altered: Thursday, July 26, 2018 10:45:37 Pacific Daylight Time
Printed: Thursday, July 26, 2018 10:50:31 Pacific Daylight Time

Compound name: 13C8-PFOA
Response Factor: 1
RRF SD: 6.40988e-017, Relative SD: 6.40988e-015
Response type: Internal Std (Ref 63), Area * (IS Conc. / IS Area)
Curve type: RF

	#	Name	Type	Std. Conc	RT	Area	IS Area	Response	Conc.	%Dev	Conc. Flag	CoD	CoD Flag	x=excluded
1	1	180725M1_2	Standard	12.500	4.32	6594.517	6594.517	12.500	12.5	0.0	NO		NO	bb
2	2	180725M1_3	Standard	12.500	4.32	6069.470	6069.470	12.500	12.5	0.0	NO		NO	bb
3	3	180725M1_4	Standard	12.500	4.32	6287.024	6287.024	12.500	12.5	0.0	NO		NO	bb
4	4	180725M1_5	Standard	12.500	4.33	6573.053	6573.053	12.500	12.5	0.0	NO		NO	bb
5	5	180725M1_6	Standard	12.500	4.33	6243.294	6243.294	12.500	12.5	0.0	NO		NO	bb
6	6	180725M1_7	Standard	12.500	4.33	6933.841	6933.841	12.500	12.5	0.0	NO		NO	bb
7	7	180725M1_8	Standard	12.500	4.33	6583.764	6583.764	12.500	12.5	0.0	NO		NO	bb
8	8	180725M1_9	Standard	12.500	4.33	6424.100	6424.100	12.500	12.5	0.0	NO		NO	bb
9	9	180725M1_10	Standard	12.500	4.33	5653.565	5653.565	12.500	12.5	0.0	NO		NO	bb
10	10	180725M1_11	Standard	12.500	4.33	5358.985	5358.985	12.500	12.5	0.0	NO		NO	bb

Compound name: 13C9-PFNA
Response Factor: 1
RRF SD: 1.28198e-016, Relative SD: 1.28198e-014
Response type: Internal Std (Ref 64), Area * (IS Conc. / IS Area)
Curve type: RF

	#	Name	Type	Std. Conc	RT	Area	IS Area	Response	Conc.	%Dev	Conc. Flag	CoD	CoD Flag	x=excluded
1	1	180725M1_2	Standard	12.500	4.76	7054.132	7054.132	12.500	12.5	0.0	NO		NO	bb
2	2	180725M1_3	Standard	12.500	4.76	6861.913	6861.913	12.500	12.5	0.0	NO		NO	bb
3	3	180725M1_4	Standard	12.500	4.76	6966.974	6966.974	12.500	12.5	0.0	NO		NO	bb
4	4	180725M1_5	Standard	12.500	4.77	6819.619	6819.619	12.500	12.5	0.0	NO		NO	bb
5	5	180725M1_6	Standard	12.500	4.78	7033.819	7033.819	12.500	12.5	0.0	NO		NO	bb
6	6	180725M1_7	Standard	12.500	4.78	6903.881	6903.881	12.500	12.5	0.0	NO		NO	bb
7	7	180725M1_8	Standard	12.500	4.78	6598.461	6598.461	12.500	12.5	0.0	NO		NO	bb
8	8	180725M1_9	Standard	12.500	4.78	6430.190	6430.190	12.500	12.5	0.0	NO		NO	bb
9	9	180725M1_10	Standard	12.500	4.78	5405.445	5405.445	12.500	12.5	0.0	NO		NO	bb
10	10	180725M1_11	Standard	12.500	4.78	5095.852	5095.852	12.500	12.5	0.0	NO		NO	bb

Dataset: F:\Projects\PFAS.PRO\Results\180725M1\180725M1-CRV.qld

Last Altered: Thursday, July 26, 2018 10:45:37 Pacific Daylight Time
Printed: Thursday, July 26, 2018 10:50:31 Pacific Daylight Time

Compound name: 13C4-PFOS ✓
Response Factor: 1
RRF SD: 3.70074e-017, Relative SD: 3.70074e-015 ✓
Response type: Internal Std (Ref 65), Area * (IS Conc. / IS Area)
Curve type: RF

	# Name	Type	Std. Conc	RT	Area	IS Area	Response	Conc.	%Dev	Conc. Flag	CoD	CoD Flag	x=excluded
1	1 180725M1_2	Standard	12.500	4.84	1590.717	1590.717	12.500	12.5	0.0	NO		NO	bb
2	2 180725M1_3	Standard	12.500	4.84	1315.837	1315.837	12.500	12.5	0.0	NO		NO	bb
3	3 180725M1_4	Standard	12.500	4.84	1654.474	1654.474	12.500	12.5	0.0	NO		NO	bb
4	4 180725M1_5	Standard	12.500	4.85	1456.991	1456.991	12.500	12.5	0.0	NO		NO	bb
5	5 180725M1_6	Standard	12.500	4.86	1421.701	1421.701	12.500	12.5	0.0	NO		NO	bb
6	6 180725M1_7	Standard	12.500	4.86	1518.112	1518.112	12.500	12.5	0.0	NO		NO	bb
7	7 180725M1_8	Standard	12.500	4.86	1632.122	1632.122	12.500	12.5	0.0	NO		NO	bb
8	8 180725M1_9	Standard	12.500	4.86	1414.518	1414.518	12.500	12.5	0.0	NO		NO	bb
9	9 180725M1_10	Standard	12.500	4.86	1409.669	1409.669	12.500	12.5	0.0	NO		NO	bb
10	10 180725M1_11	Standard	12.500	4.86	1269.710	1269.710	12.500	12.5	0.0	NO		NO	bb

Compound name: 13C6-PFDA ✓
Response Factor: 1
RRF SD: 7.40149e-017, Relative SD: 7.40149e-015 ✓
Response type: Internal Std (Ref 66), Area * (IS Conc. / IS Area)
Curve type: RF

	# Name	Type	Std. Conc	RT	Area	IS Area	Response	Conc.	%Dev	Conc. Flag	CoD	CoD Flag	x=excluded
1	1 180725M1_2	Standard	12.500	5.14	8080.874	8080.874	12.500	12.5	0.0	NO		NO	bb
2	2 180725M1_3	Standard	12.500	5.14	7283.307	7283.307	12.500	12.5	0.0	NO		NO	bb
3	3 180725M1_4	Standard	12.500	5.14	7397.430	7397.430	12.500	12.5	0.0	NO		NO	bb
4	4 180725M1_5	Standard	12.500	5.15	7739.113	7739.113	12.500	12.5	0.0	NO		NO	bb
5	5 180725M1_6	Standard	12.500	5.15	7565.515	7565.515	12.500	12.5	0.0	NO		NO	bb
6	6 180725M1_7	Standard	12.500	5.15	7864.364	7864.364	12.500	12.5	0.0	NO		NO	bb
7	7 180725M1_8	Standard	12.500	5.15	7275.313	7275.313	12.500	12.5	0.0	NO		NO	bb
8	8 180725M1_9	Standard	12.500	5.15	7403.347	7403.347	12.500	12.5	0.0	NO		NO	bb
9	9 180725M1_10	Standard	12.500	5.15	6759.372	6759.372	12.500	12.5	0.0	NO		NO	bb
10	10 180725M1_11	Standard	12.500	5.15	6279.467	6279.467	12.500	12.5	0.0	NO		NO	bb

Vista Analytical Laboratory

Dataset: F:\Projects\PFAS.PRO\Results\180725M1\180725M1-CRV.qld

Last Altered: Thursday, July 26, 2018 10:45:37 Pacific Daylight Time
Printed: Thursday, July 26, 2018 10:50:31 Pacific Daylight Time

Compound name: 13C7-PFUdA ✓
Response Factor: 1
RRF SD: 0, Relative SD: 0
Response type: Internal Std (Ref 67), Area * (IS Conc. / IS Area)
Curve type: RF

	# Name	Type	Std. Conc	RT	Area	IS Area	Response	Conc.	%Dev	Conc. Flag	CoD	CoD Flag	x=excluded
1	1 180725M1_2	Standard	12.500	5.47	10683.096	10683.096	12.500	12.5	0.0	NO		NO	bb
2	2 180725M1_3	Standard	12.500	5.47	10567.765	10567.765	12.500	12.5	0.0	NO		NO	bb
3	3 180725M1_4	Standard	12.500	5.47	11046.640	11046.640	12.500	12.5	0.0	NO		NO	bb
4	4 180725M1_5	Standard	12.500	5.48	11104.671	11104.671	12.500	12.5	0.0	NO		NO	bb
5	5 180725M1_6	Standard	12.500	5.48	10522.725	10522.725	12.500	12.5	0.0	NO		NO	bb
6	6 180725M1_7	Standard	12.500	5.48	10703.604	10703.604	12.500	12.5	0.0	NO		NO	bb
7	7 180725M1_8	Standard	12.500	5.48	10357.387	10357.387	12.500	12.5	0.0	NO		NO	bb
8	8 180725M1_9	Standard	12.500	5.48	9816.650	9816.650	12.500	12.5	0.0	NO		NO	bb
9	9 180725M1_10	Standard	12.500	5.48	8446.292	8446.292	12.500	12.5	0.0	NO		NO	bb
10	10 180725M1_11	Standard	12.500	5.48	8054.360	8054.360	12.500	12.5	0.0	NO		NO	bb

Vista Analytical Laboratory

Dataset: F:\Projects\PFAS.PRO\Results\180725M1\180725M1-CRV.qld

Last Altered: Thursday, July 26, 2018 10:45:37 Pacific Daylight Time
Printed: Thursday, July 26, 2018 10:53:34 Pacific Daylight Time

Method: F:\Projects\PFAS.PRO\MethDB\PFAS_FULL_80C_072518.mdb 26 Jul 2018 10:22:27
Calibration: F:\Projects\PFAS.PRO\CurveDB\C18_VAL-PFAS_Q4_07-25-18.cdb 26 Jul 2018 10:45:37

Name: 180725M1_2, Date: 25-Jul-2018, Time: 18:49:48, ID: ST180725M1-1 PFC CS-2 18G1910, Description: PFC CS-2 18G1910

	#	Name	IS#	CoD	CoD Flag	%RSD
1	1	PFBA	36	0.9997	NO	
2	2	PFPeA	37	0.9999	NO	
3	3	PFBS	38	0.9996	NO	
4	4	4:2 FTS	39	0.9992	NO	
5	5	PFHxA	40	0.9995	NO	
6	6	PFPeS	38	0.9994	NO	
7	7	PFHpA	41	0.9990	NO	
8	8	L-PFHxS	42	0.9997	NO	
9	10	6:2 FTS	43	0.9988	NO	
10	11	L-PFOA	44	0.9998	NO	
11	13	PFHpS	47	0.9957	NO	
12	14	PFNA	45	0.9993	NO	
13	15	PFOSA	46	0.9997	NO	
14	16	L-PFOS	47	0.9980	NO	
15	18	PFDA	48	0.9996	NO	
16	19	8:2 FTS	49	0.9989	NO	
17	20	PFNS	47	0.9924	NO	
18	21	L-MeFOSAA	50	0.9982	NO	
19	23	L-EtFOSAA	51	0.9995	NO	

Vista Analytical Laboratory

Dataset: F:\Projects\PFAS.PRO\Results\180725M1\180725M1-CRV.qld

Last Altered: Thursday, July 26, 2018 10:45:37 Pacific Daylight Time
Printed: Thursday, July 26, 2018 10:53:44 Pacific Daylight Time

Method: F:\Projects\PFAS.PRO\MethDB\PFAS_FULL_80C_072518.mdb 26 Jul 2018 10:22:27
Calibration: F:\Projects\PFAS.PRO\CurveDB\C18_VAL-PFAS_Q4_07-25-18.cdb 26 Jul 2018 10:45:37

Name: 180725M1_2, Date: 25-Jul-2018, Time: 18:49:48, ID: ST180725M1-1 PFC CS-2 18G1910, Description: PFC CS-2 18G1910

	#	Name	IS#	CoD	CoD Flag	%RSD
1	25	PFUdA	52	0.9991	NO	
2	26	PFDS	52	0.9993	NO	
3	27	PFDoA	53	0.9999	NO	
4	28	N-MeFOSA	54	0.9991	NO	
5	29	PFTrDA	53	0.9999	NO	
6	30	PFTeDA	55	0.9996	NO	
7	31	N-EtFOSA	56	0.9996	NO	
8	32	PFHxDA	57	0.9997	NO	
9	33	PFODA	57	0.9995	NO	
10	34	N-MeFOSE	58	0.9992	NO	
11	35	N-EtFOSE	59	0.9998	NO	
12	36	13C3-PFBA	60		NO	0.859
13	37	13C3-PFPeA	61		NO	3.593
14	38	13C3-PFBS	61		NO	4.730
15	39	13C2-4:2 FTS	61		NO	8.476
16	40	13C2-PFHxA	61		NO	4.652
17	41	13C4-PFHpA	61		NO	4.041
18	42	18O2-PFHxS	62		NO	7.403
19	43	13C2-6:2 FTS	63		NO	8.541
20	44	13C2-PFOA	63		NO	4.088
21	45	13C5-PFNA	64		NO	7.060
22	46	13C8-PFOSA	67		NO	6.191
23	47	13C8-PFOS	65		NO	6.314
24	48	13C2-PFDA	66		NO	5.055
25	49	13C2-8:2 FTS	61		NO	8.151
26	50	d3-N-MeFOSAA	67		NO	13.016
27	51	d5-N-EtFOSAA	67		NO	7.493
28	52	13C2-PFUdA	67		NO	7.538
29	53	13C2-PFDoA	66		NO	3.446
30	54	d3-N-MeFOSA	67		NO	7.539
31	55	13C2-PFTeDA	67		NO	9.626
32	56	d5-N-ETFOSA	67		NO	5.280

Vista Analytical Laboratory

Dataset: F:\Projects\PFAS.PRO\Results\180725M1\180725M1-CRV.qld

Last Altered: Thursday, July 26, 2018 10:45:37 Pacific Daylight Time
Printed: Thursday, July 26, 2018 10:53:44 Pacific Daylight Time

Name: 180725M1_2, Date: 25-Jul-2018, Time: 18:49:48, ID: ST180725M1-1 PFC CS-2 18G1910, Description: PFC CS-2 18G1910

	#	Name	IS#	CoD	CoD Flag	%RSD
33	57	13C2-PFHxDA	67		NO	9.491
34	58	d7-N-MeFOSE	67		NO	14.111
35	59	d9-N-EtFOSE	67		NO	9.551
36	60	13C4-PFBA	60		NO	0.000
37	61	13C5-PFHxA	61		NO	0.000
38	62	13C3-PFHxS	62		NO	0.000
39	63	13C8-PFOA	63		NO	0.000
40	64	13C9-PFNA	64		NO	0.000
41	65	13C4-PFOS	65		NO	0.000
42	66	13C6-PFDA	66		NO	0.000
43	67	13C7-PFUdA	67		NO	0.000

Vista Analytical Laboratory

Dataset: F:\Projects\PFAS.PRO\Results\180725M1\180725M1-CRV.qld

Last Altered: Thursday, July 26, 2018 10:45:37 Pacific Daylight Time
Printed: Thursday, July 26, 2018 10:54:27 Pacific Daylight Time

Method: F:\Projects\PFAS.PRO\MethDB\PFAS_FULL_80C_072518.mdb 26 Jul 2018 10:22:27
Calibration: F:\Projects\PFAS.PRO\CurveDB\C18_VAL-PFAS_Q4_07-25-18.cdb 26 Jul 2018 10:45:37

Name: 180725M1_7, Date: 25-Jul-2018, Time: 19:42:01, ID: ST180725M1-6 PFC CS3 18G1915, Description: PFC CS3 18G1915

	Name	Ion Ratio	Ratio out?
1	PFBA		
2	PFPeA		
3	PFBS	2.762	NO
4	4:2 FTS	1.979	NO
5	PFHxA	14.614	NO
6	PFPeS	1.762	NO
7	PFHpA	19.910	NO
8	L-PFHxS	1.945	NO
9	6:2 FTS	3.009	NO
10	L-PFOA	4.115	NO
11	PFHpS	2.025	NO
12	PFNA	5.036	NO
13	PFOSA	48.221	NO
14	L-PFOS	2.200	NO
15	PFDA	6.225	NO
16	8:2 FTS	2.477	NO
17	PFNS	2.275	NO
18	L-MeFOSAA	2.298	NO
19	L-EtFOSAA	1.309	NO

Vista Analytical Laboratory

Dataset: F:\Projects\PFAS.PRO\Results\180725M1\180725M1-CRV.qld

Last Altered: Thursday, July 26, 2018 10:45:37 Pacific Daylight Time
Printed: Thursday, July 26, 2018 10:54:35 Pacific Daylight Time

Method: F:\Projects\PFAS.PRO\MethDB\PFAS_FULL_80C_072518.mdb 26 Jul 2018 10:22:27
Calibration: F:\Projects\PFAS.PRO\CurveDB\C18_VAL-PFAS_Q4_07-25-18.cdb 26 Jul 2018 10:45:37

Name: 180725M1_7, Date: 25-Jul-2018, Time: 19:42:01, ID: ST180725M1-6 PFC CS3 18G1915, Description: PFC CS3 18G1915

	Name	Ion Ratio	Ratio out?
1	PFUdA	13.610	NO
2	PFDS	1.935	NO
3	PFDoA	8.844	NO
4	N-MeFOSA	1.352	NO
5	PFTrDA	29.254	NO
6	PFTeDA	12.984	NO
7	N-EtFOSA	1.447	NO
8	PFHxDA	38.225	NO
9	PFODA		
10	N-MeFOSE		
11	N-EtFOSE		

Quantify Compound Summary Report **MassLynx MassLynx V4.1 SCN945 SCN960**
Vista Analytical Laboratory

Dataset: Untitled

Last Altered: Thursday, July 26, 2018 11:01:19 Pacific Daylight Time
Printed: Thursday, July 26, 2018 11:01:50 Pacific Daylight Time

Method: F:\Projects\PFAS.PRO\MethDB\PFAS_FULL_80C_072518.mdb 26 Jul 2018 10:19:21
Calibration: F:\Projects\PFAS.PRO\CurveDB\C18_VAL-PFAS_Q4_07-25-18.cdb 26 Jul 2018 10:45:37

Compound name: PFBA

	#	Name	ID	Acq.Date	Acq.Time
1	1	180725M1_1	IPA	25-Jul-18	18:39:20
2	2	180725M1_2	ST180725M1-1 PFC CS-2 18G1910	25-Jul-18	18:49:48
3	3	180725M1_3	ST180725M1-2 PFC CS-1 18G1911	25-Jul-18	19:00:10
4	4	180725M1_4	ST180725M1-3 PFC CS0 18G1912	25-Jul-18	19:10:41
5	5	180725M1_5	ST180725M1-4 PFC CS1 18G1913	25-Jul-18	19:21:06
6	6	180725M1_6	ST180725M1-5 PFC CS2 18G1914	25-Jul-18	19:31:36
7	7	180725M1_7	ST180725M1-6 PFC CS3 18G1915	25-Jul-18	19:42:01
8	8	180725M1_8	ST180725M1-7 PFC CS4 18G1916	25-Jul-18	19:52:32
9	9	180725M1_9	ST180725M1-8 PFC CS5 18G1917	25-Jul-18	20:02:56
10	10	180725M1_10	ST180725M1-9 PFC CS6 18G1918	25-Jul-18	20:13:26
11	11	180725M1_11	ST180725M1-10 PFC CS7 18G1919	25-Jul-18	20:23:50
12	12	180725M1_12	IPA	25-Jul-18	20:34:21
13	13	180725M1_13	ICV180725M1-1 PFC 537 ICV 18G1920	25-Jul-18	20:44:46
14	14	180725M1_14	IPA	25-Jul-18	20:55:16

Vista Analytical Laboratory Q1

Dataset: F:\Projects\PFAS.PRO\Results\180725M1\180725M1-CRV.qld

Last Altered: Thursday, July 26, 2018 10:45:37 Pacific Daylight Time
Printed: Thursday, July 26, 2018 10:56:33 Pacific Daylight Time

Method: F:\Projects\PFAS.PRO\MethDB\PFAS_FULL_80C_072518.mdb 26 Jul 2018 10:22:27
Calibration: F:\Projects\PFAS.PRO\CurveDB\C18_VAL-PFAS_Q4_07-25-18.cdb 26 Jul 2018 10:45:37

Compound name: PFBA
Correlation coefficient: r = 0.999832, r^2 = 0.999665
Calibration curve: 1.09649 * x + 0.0136411
Response type: Internal Std (Ref 36), Area * (IS Conc. / IS Area)
Curve type: Linear, Origin: Include, Weighting: 1/x, Axis trans: None

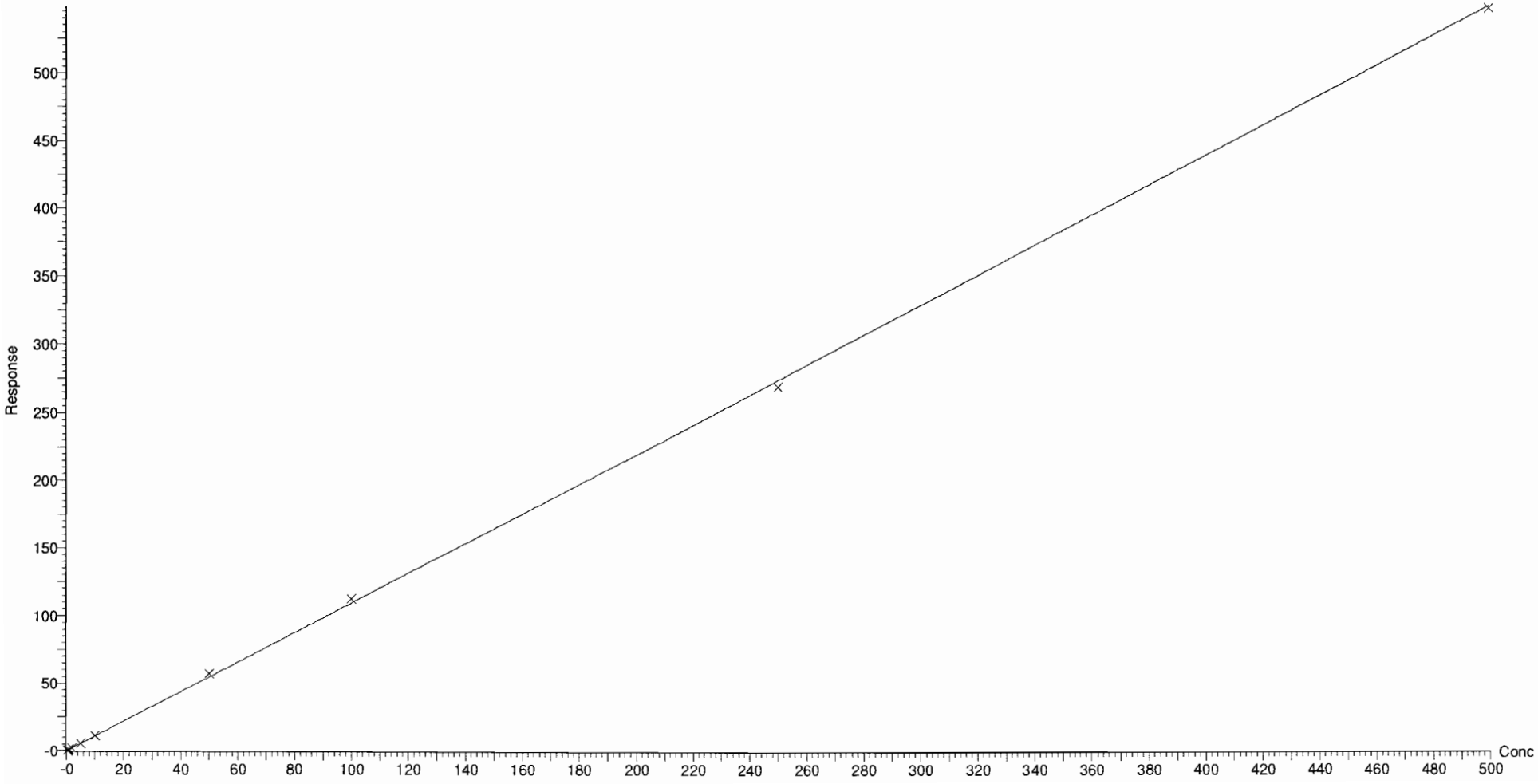

Dataset: F:\Projects\PFAS.PRO\Results\180725M1\180725M1-CRV.qld

Last Altered: Thursday, July 26, 2018 10:45:37 Pacific Daylight Time
Printed: Thursday, July 26, 2018 10:56:33 Pacific Daylight Time

Compound name: PFPeA
Coefficient of Determination: R^2 = 0.999929
Calibration curve: -9.42385e-005 * x^2 + 0.981897 * x + 0.0137002
Response type: Internal Std (Ref 37), Area * (IS Conc. / IS Area)
Curve type: 2nd Order, Origin: Exclude, Weighting: 1/x, Axis trans: None

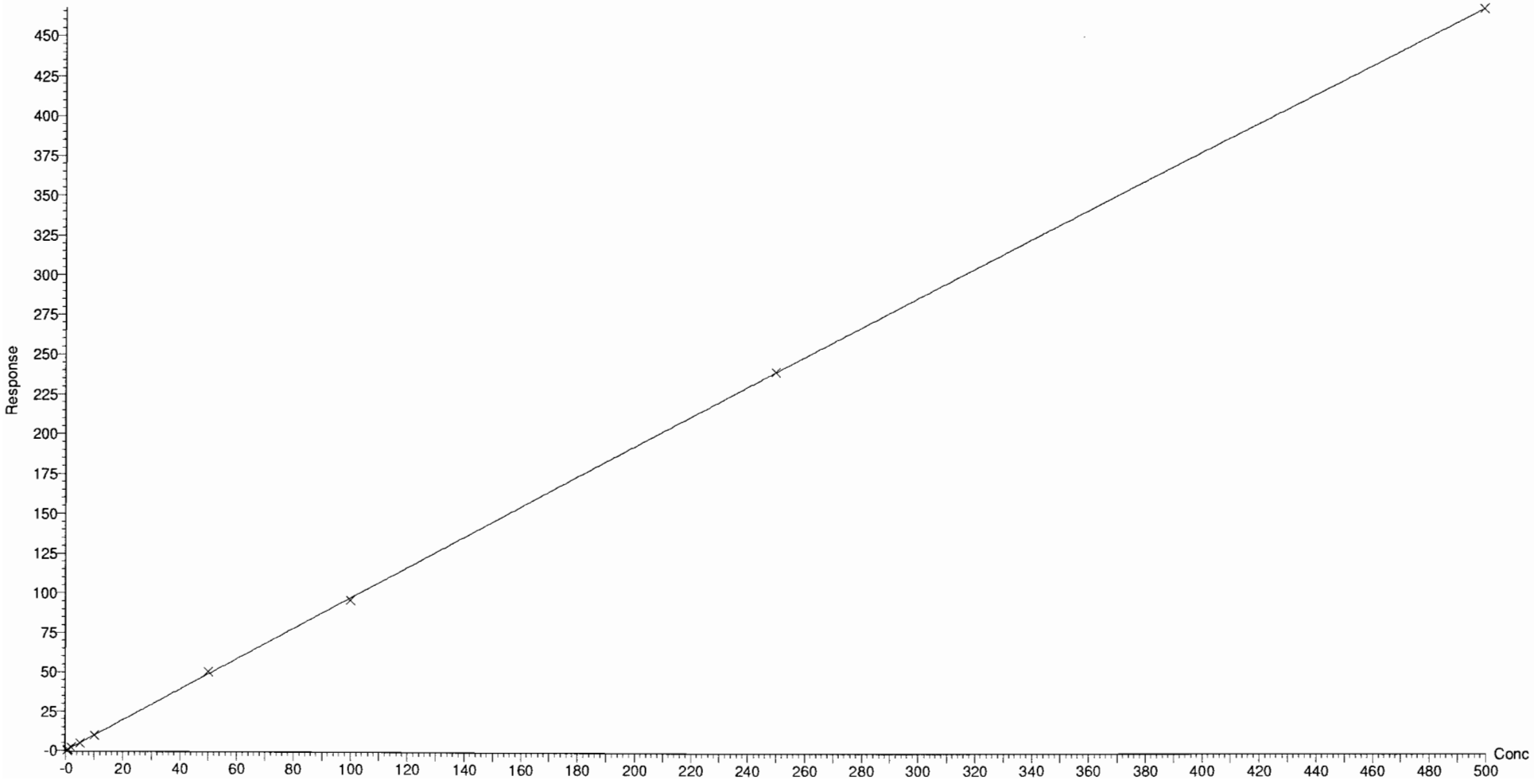

Dataset: F:\Projects\PFAS.PRO\Results\180725M1\180725M1-CRV.qld

Last Altered: Thursday, July 26, 2018 10:45:37 Pacific Daylight Time
Printed: Thursday, July 26, 2018 10:56:33 Pacific Daylight Time

Compound name: PFBS
Coefficient of Determination: R^2 = 0.999605
Calibration curve: -4.86008e-005 * x^2 + 1.9824 * x + -0.104706
Response type: Internal Std (Ref 38), Area * (IS Conc. / IS Area)
Curve type: 2nd Order, Origin: Exclude, Weighting: 1/x, Axis trans: None

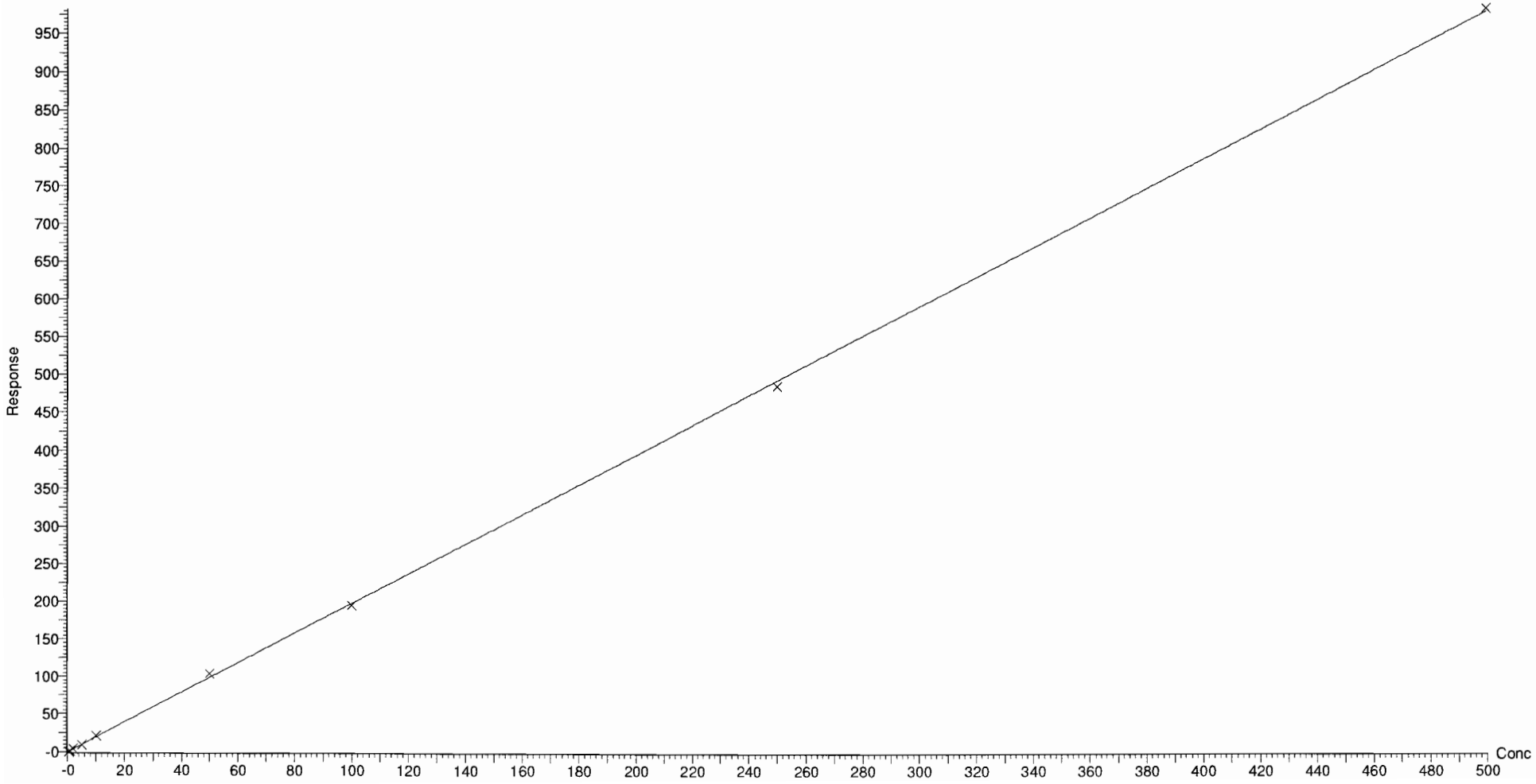

Dataset: F:\Projects\PFAS.PRO\Results\180725M1\180725M1-CRV.qld

Last Altered: Thursday, July 26, 2018 10:45:37 Pacific Daylight Time
Printed: Thursday, July 26, 2018 10:56:33 Pacific Daylight Time

Compound name: 4:2 FTS
Coefficient of Determination: R^2 = 0.999196
Calibration curve: -0.000410996 * x^2 + 1.80075 * x + -0.0565254
Response type: Internal Std (Ref 39), Area * (IS Conc. / IS Area)
Curve type: 2nd Order, Origin: Exclude, Weighting: 1/x, Axis trans: None

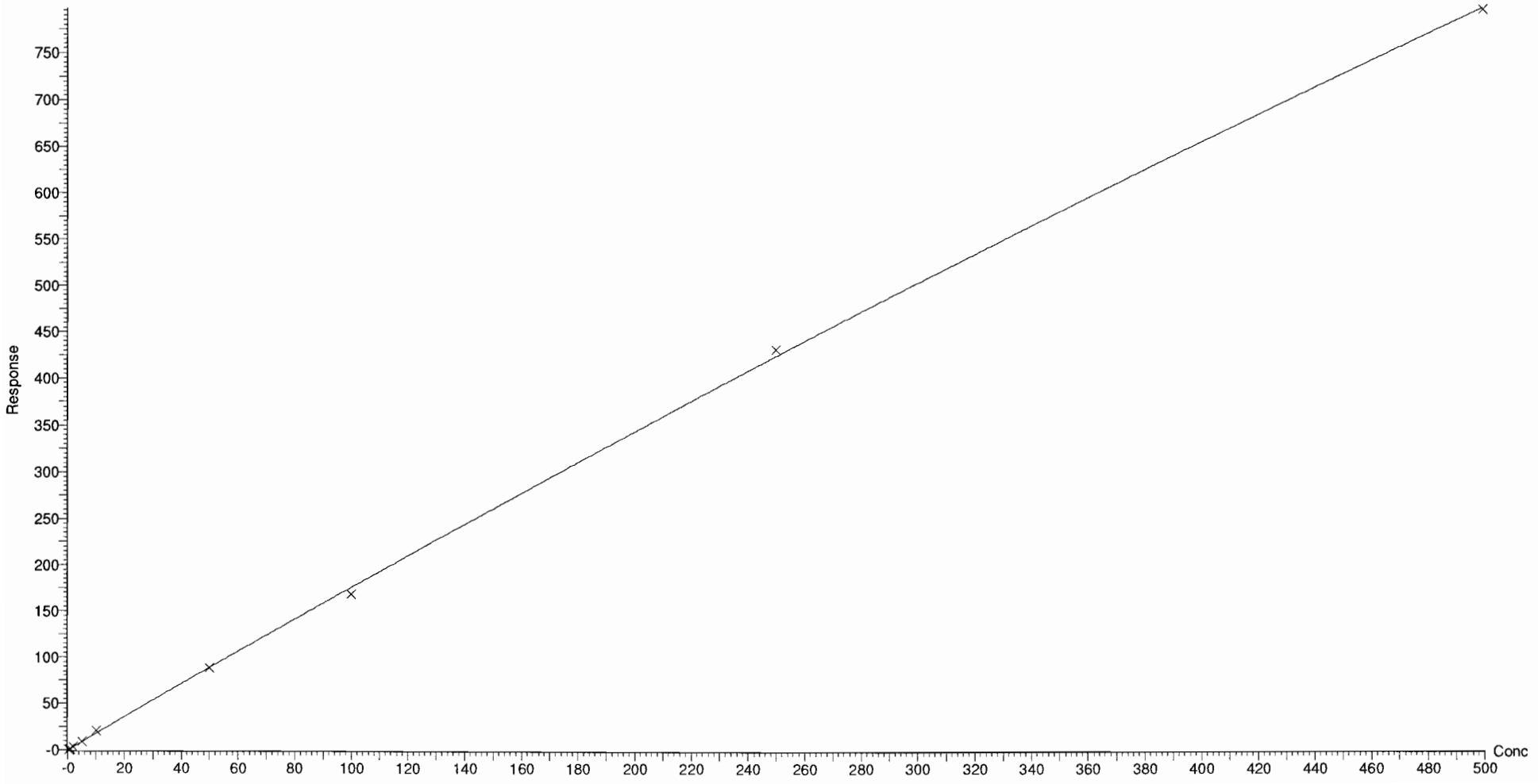

Dataset: F:\Projects\PFAS.PRO\Results\180725M1\180725M1-CRV.qld

Last Altered: Thursday, July 26, 2018 10:45:37 Pacific Daylight Time
Printed: Thursday, July 26, 2018 10:56:33 Pacific Daylight Time

Compound name: PFHxA
Coefficient of Determination: R^2 = 0.999502
Calibration curve: -0.000608298 * x^2 + 1.80536 * x + -0.0730044
Response type: Internal Std (Ref 40), Area * (IS Conc. / IS Area)
Curve type: 2nd Order, Origin: Include, Weighting: 1/x, Axis trans: None

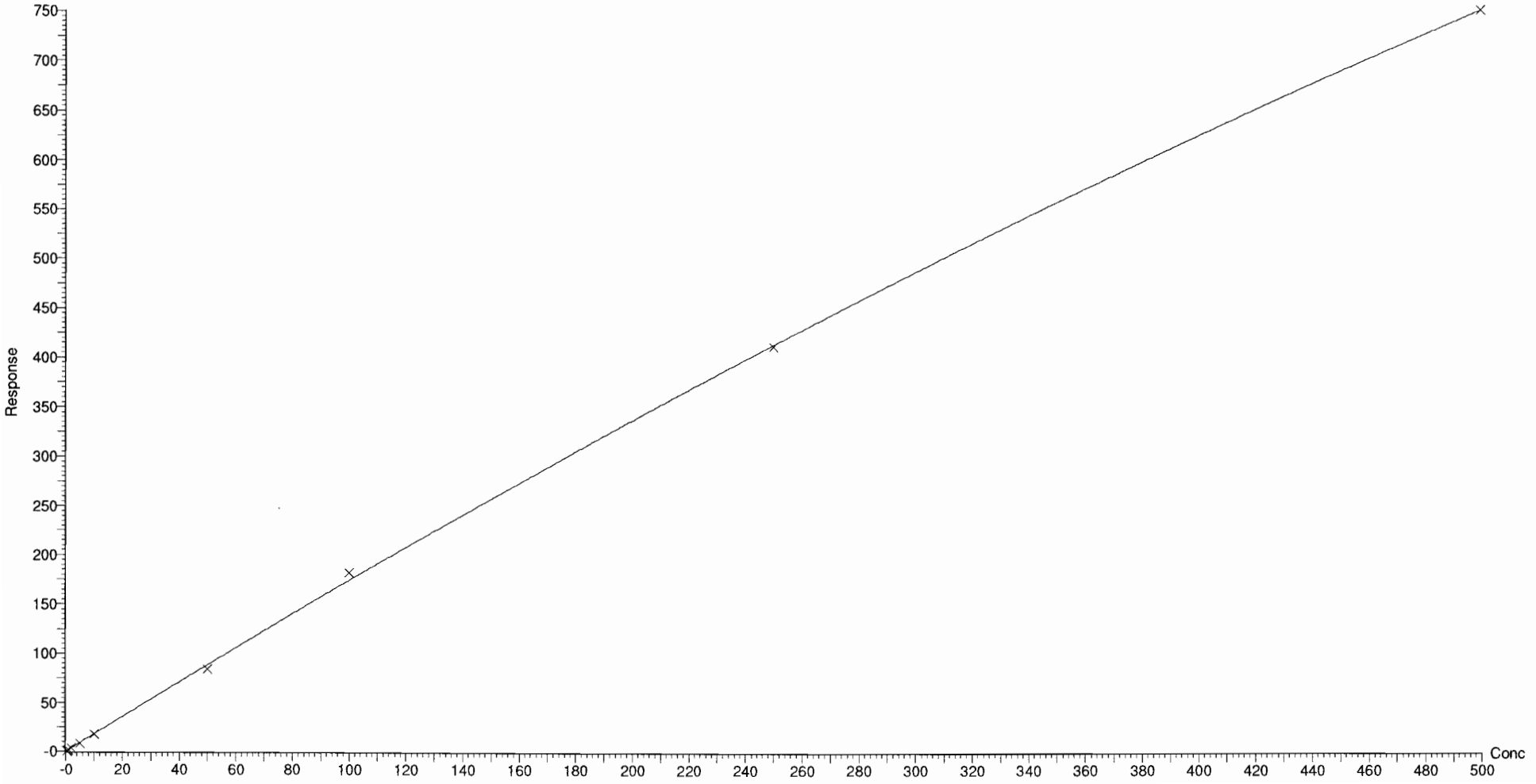

Dataset: F:\Projects\PFAS.PRO\Results\180725M1\180725M1-CRV.qld

Last Altered: Thursday, July 26, 2018 10:45:37 Pacific Daylight Time
Printed: Thursday, July 26, 2018 10:56:33 Pacific Daylight Time

Compound name: PFPeS
Coefficient of Determination: R^2 = 0.999414
Calibration curve: -8.35297e-005 * x^2 + 1.63915 * x + -0.0731628
Response type: Internal Std (Ref 38), Area * (IS Conc. / IS Area)
Curve type: 2nd Order, Origin: Exclude, Weighting: 1/x, Axis trans: None

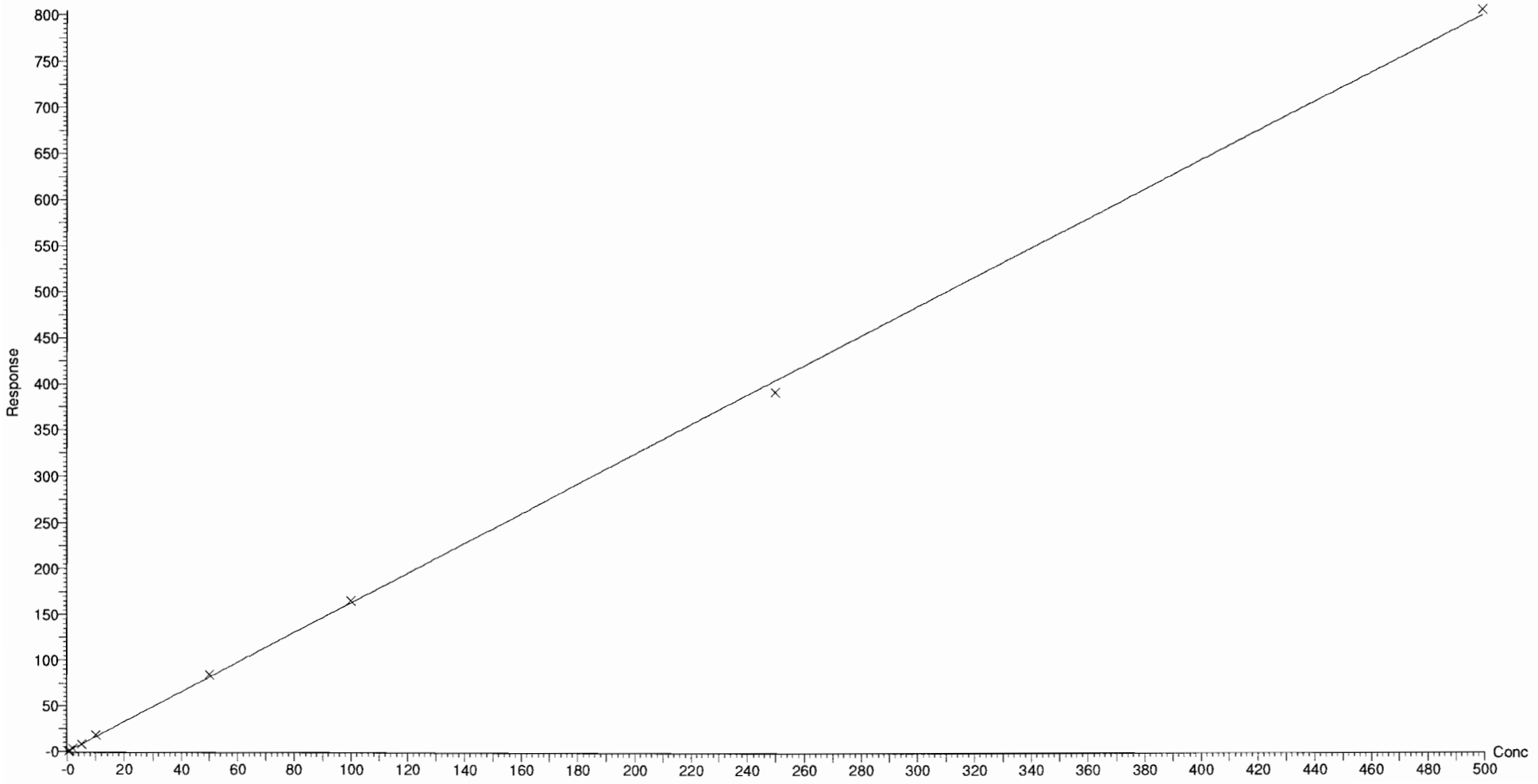

Dataset: F:\Projects\PFAS.PRO\Results\180725M1\180725M1-CRV.qld

Last Altered: Thursday, July 26, 2018 10:45:37 Pacific Daylight Time
Printed: Thursday, July 26, 2018 10:56:33 Pacific Daylight Time

Compound name: PFHpA
Coefficient of Determination: R^2 = 0.998966
Calibration curve: -1.60121e-005 * x^2 + 1.14147 * x + 0.000670455
Response type: Internal Std (Ref 41), Area * (IS Conc. / IS Area)
Curve type: 2nd Order, Origin: Exclude, Weighting: 1/x, Axis trans: None

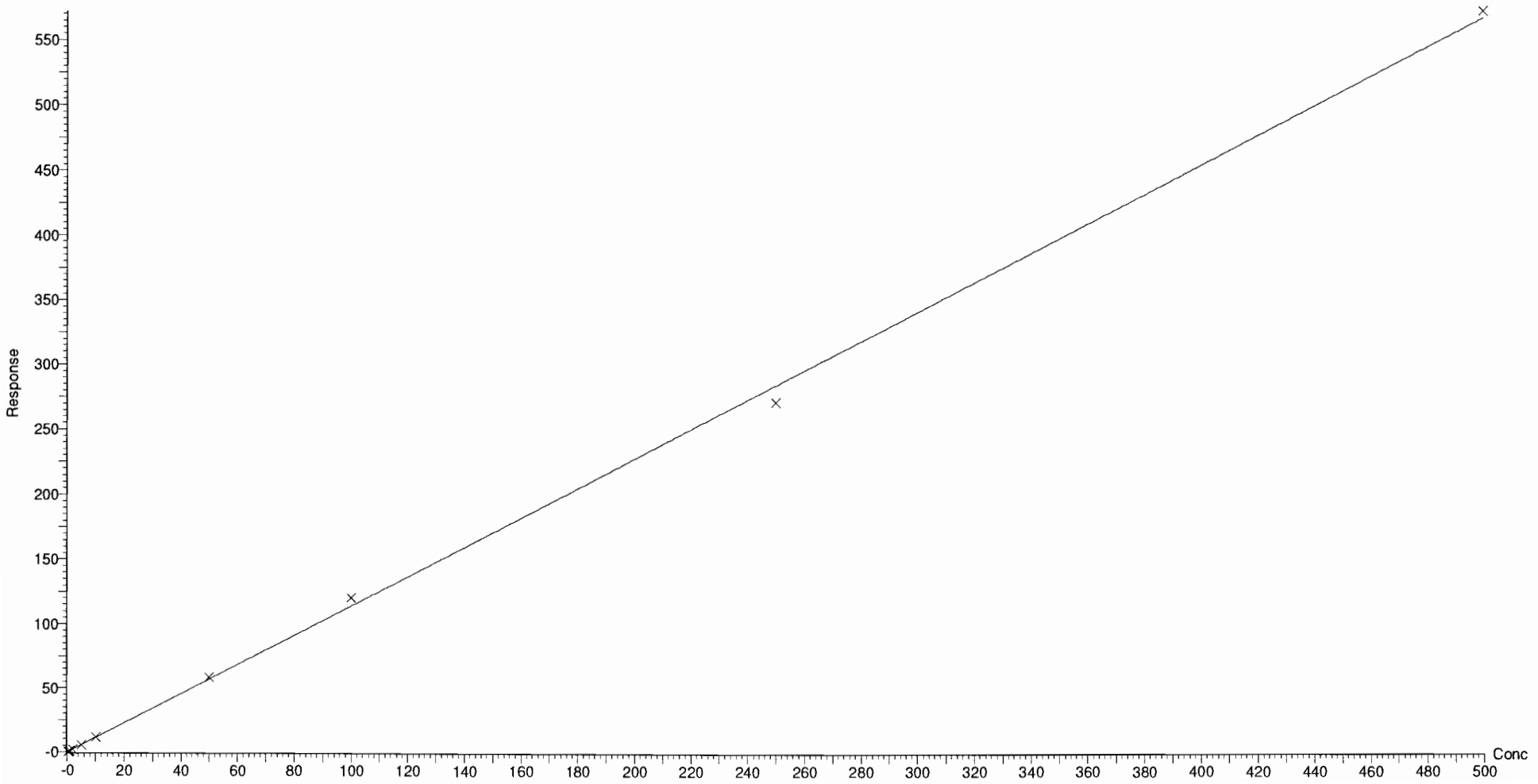

Dataset: F:\Projects\PFAS.PRO\Results\180725M1\180725M1-CRV.qld

Last Altered: Thursday, July 26, 2018 10:45:37 Pacific Daylight Time
Printed: Thursday, July 26, 2018 10:56:33 Pacific Daylight Time

Compound name: L-PFHxS
Coefficient of Determination: R^2 = 0.999674
Calibration curve: -1.76473e-005 * x^2 + 1.68193 * x + 0.0480891
Response type: Internal Std (Ref 42), Area * (IS Conc. / IS Area)
Curve type: 2nd Order, Origin: Include, Weighting: 1/x, Axis trans: None

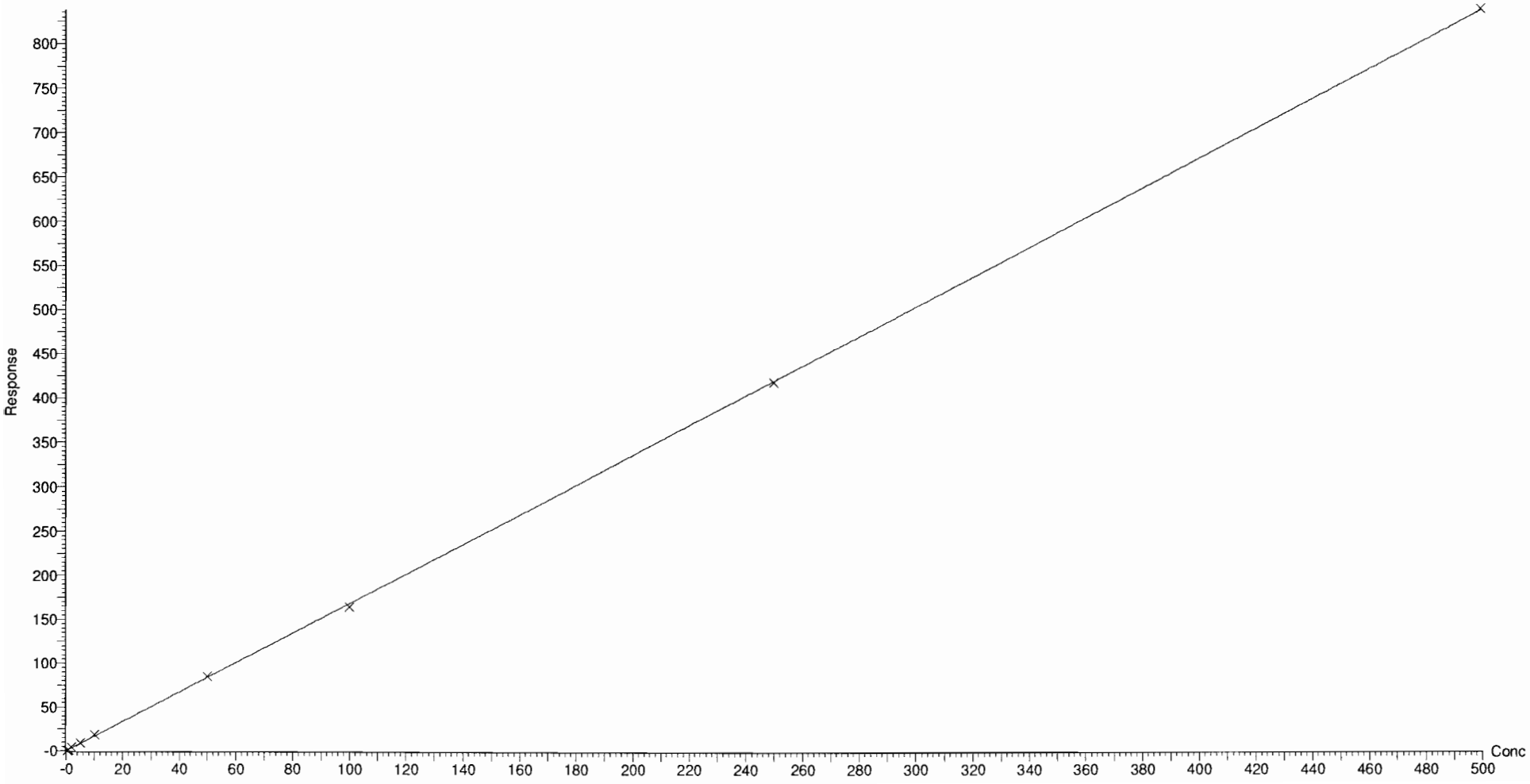

Dataset: F:\Projects\PFAS.PRO\Results\180725M1\180725M1-CRV.qld

Last Altered: Thursday, July 26, 2018 10:45:37 Pacific Daylight Time
Printed: Thursday, July 26, 2018 10:56:33 Pacific Daylight Time

Compound name: 6:2 FTS
Coefficient of Determination: R^2 = 0.998798
Calibration curve: -0.000563464 * x^2 + 1.76236 * x + -0.359736
Response type: Internal Std (Ref 43), Area * (IS Conc. / IS Area)
Curve type: 2nd Order, Origin: Exclude, Weighting: 1/x, Axis trans: None

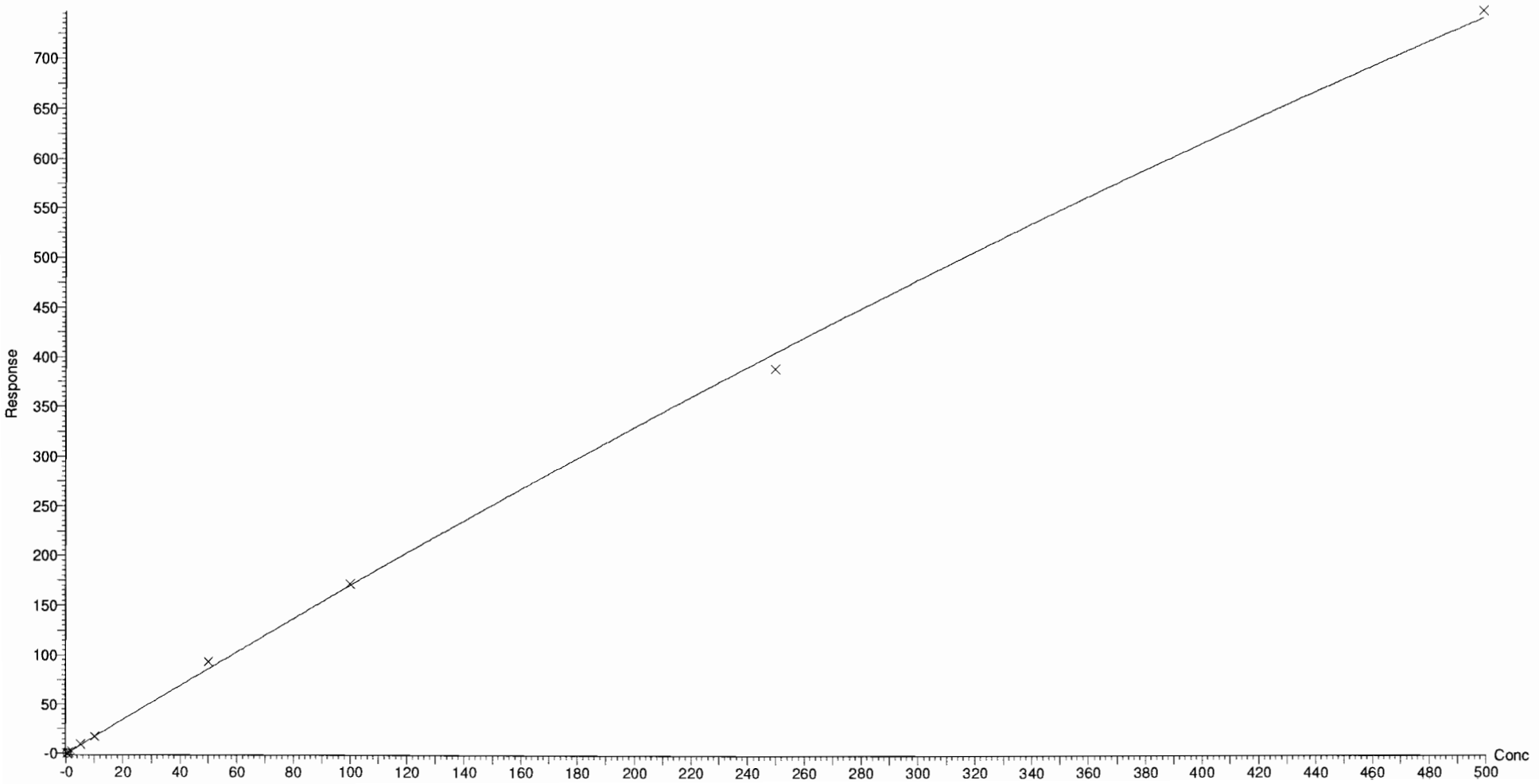

Dataset: F:\Projects\PFAS.PRO\Results\180725M1\180725M1-CRV.qld

Last Altered: Thursday, July 26, 2018 10:45:37 Pacific Daylight Time
Printed: Thursday, July 26, 2018 10:56:33 Pacific Daylight Time

Compound name: L-PFOA
Coefficient of Determination: R^2 = 0.999826
Calibration curve: -0.000156658 * x^2 + 1.02412 * x + 0.0363914
Response type: Internal Std (Ref 44), Area * (IS Conc. / IS Area)
Curve type: 2nd Order, Origin: Exclude, Weighting: 1/x, Axis trans: None

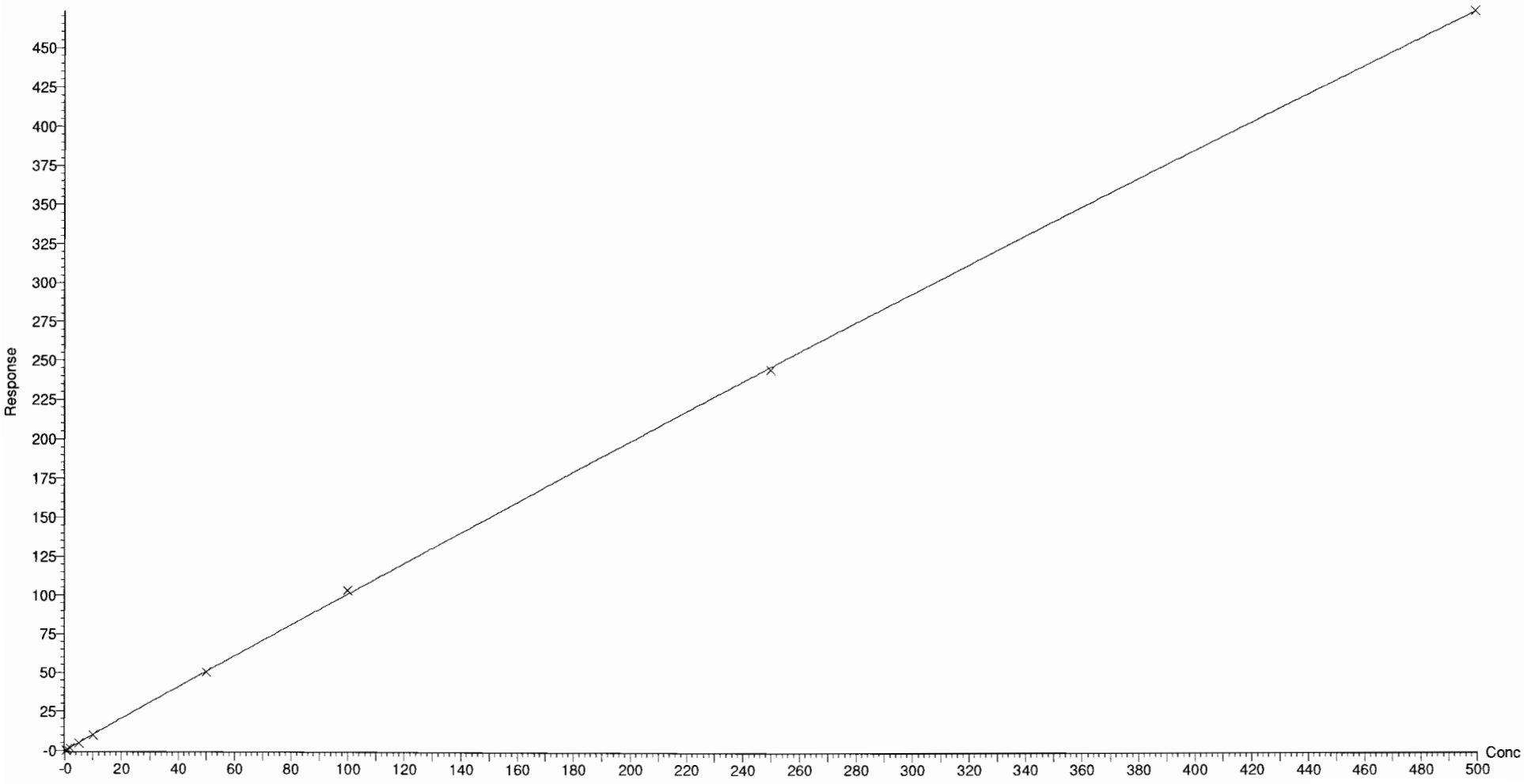

Dataset: F:\Projects\PFAS.PRO\Results\180725M1\180725M1-CRV.qld

Last Altered: Thursday, July 26, 2018 10:45:37 Pacific Daylight Time
Printed: Thursday, July 26, 2018 10:56:33 Pacific Daylight Time

Compound name: PFHpS
Coefficient of Determination: R^2 = 0.995663
Calibration curve: -2.52767e-005 * x^2 + 0.815664 * x + -0.0526655
Response type: Internal Std (Ref 47), Area * (IS Conc. / IS Area)
Curve type: 2nd Order, Origin: Exclude, Weighting: 1/x, Axis trans: None

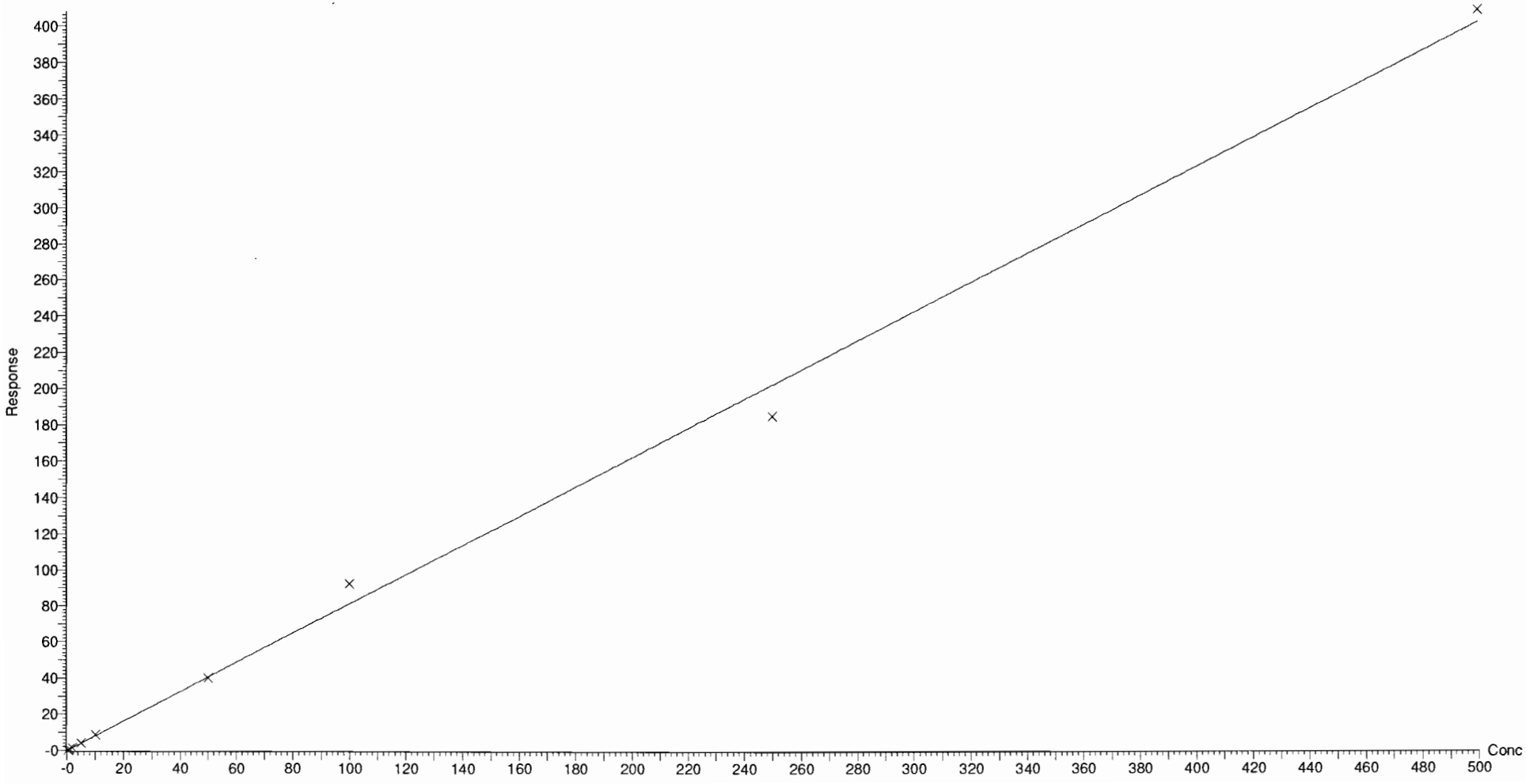

Dataset: F:\Projects\PFAS.PRO\Results\180725M1\180725M1-CRV.qld

Last Altered: Thursday, July 26, 2018 10:45:37 Pacific Daylight Time
Printed: Thursday, July 26, 2018 10:56:33 Pacific Daylight Time

Compound name: PFNA
Coefficient of Determination: R^2 = 0.999342
Calibration curve: -1.17934e-005 * x^2 + 1.184 * x + -0.0148973
Response type: Internal Std (Ref 45), Area * (IS Conc. / IS Area)
Curve type: 2nd Order, Origin: Exclude, Weighting: 1/x, Axis trans: None

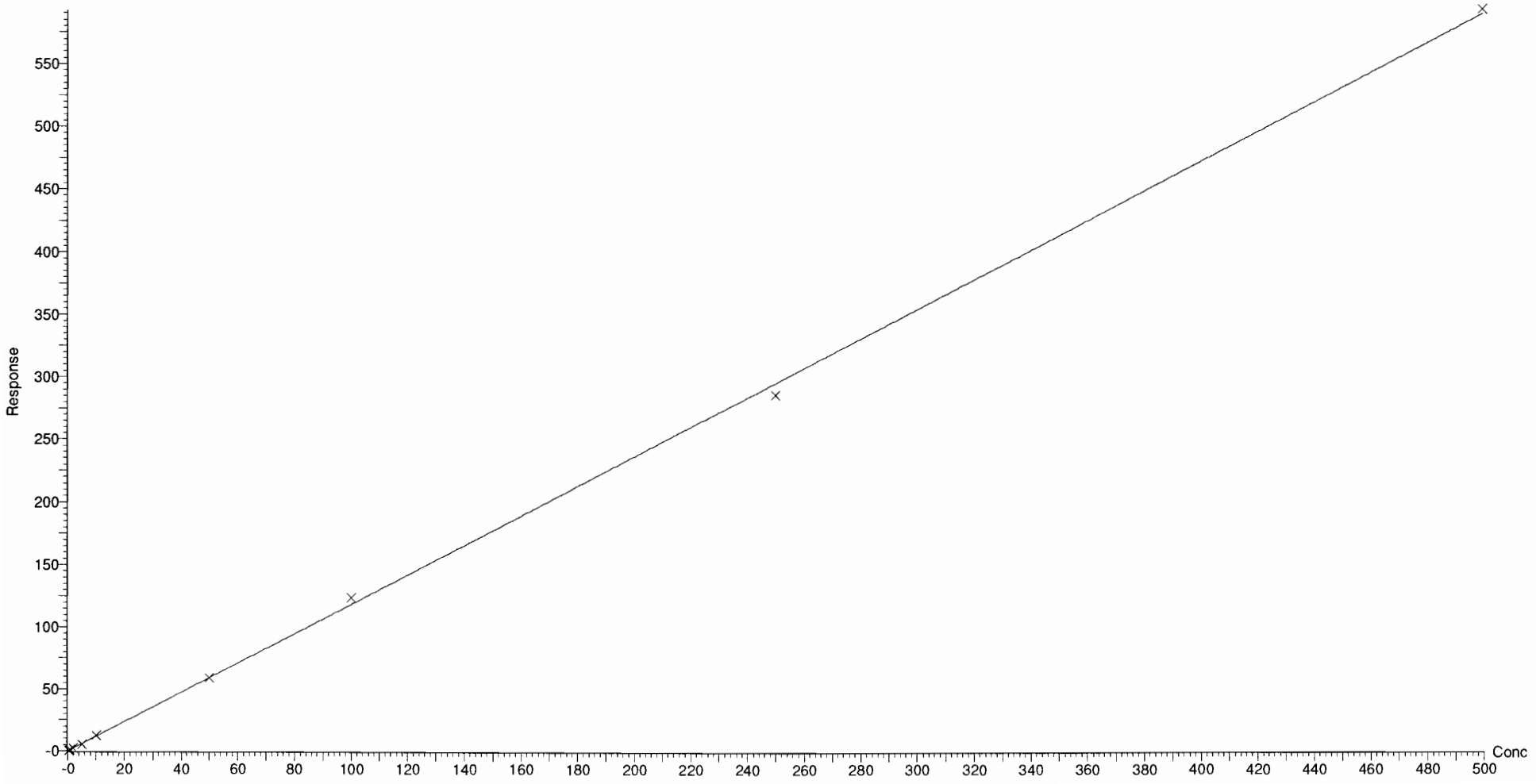

Dataset: F:\Projects\PFAS.PRO\Results\180725M1\180725M1-CRV.qld

Last Altered: Thursday, July 26, 2018 10:45:37 Pacific Daylight Time
Printed: Thursday, July 26, 2018 10:56:33 Pacific Daylight Time

Compound name: PFOSA
Coefficient of Determination: R^2 = 0.999699
Calibration curve: -0.000278572 * x^2 + 1.03724 * x + -0.0459075
Response type: Internal Std (Ref 46), Area * (IS Conc. / IS Area)
Curve type: 2nd Order, Origin: Exclude, Weighting: 1/x, Axis trans: None

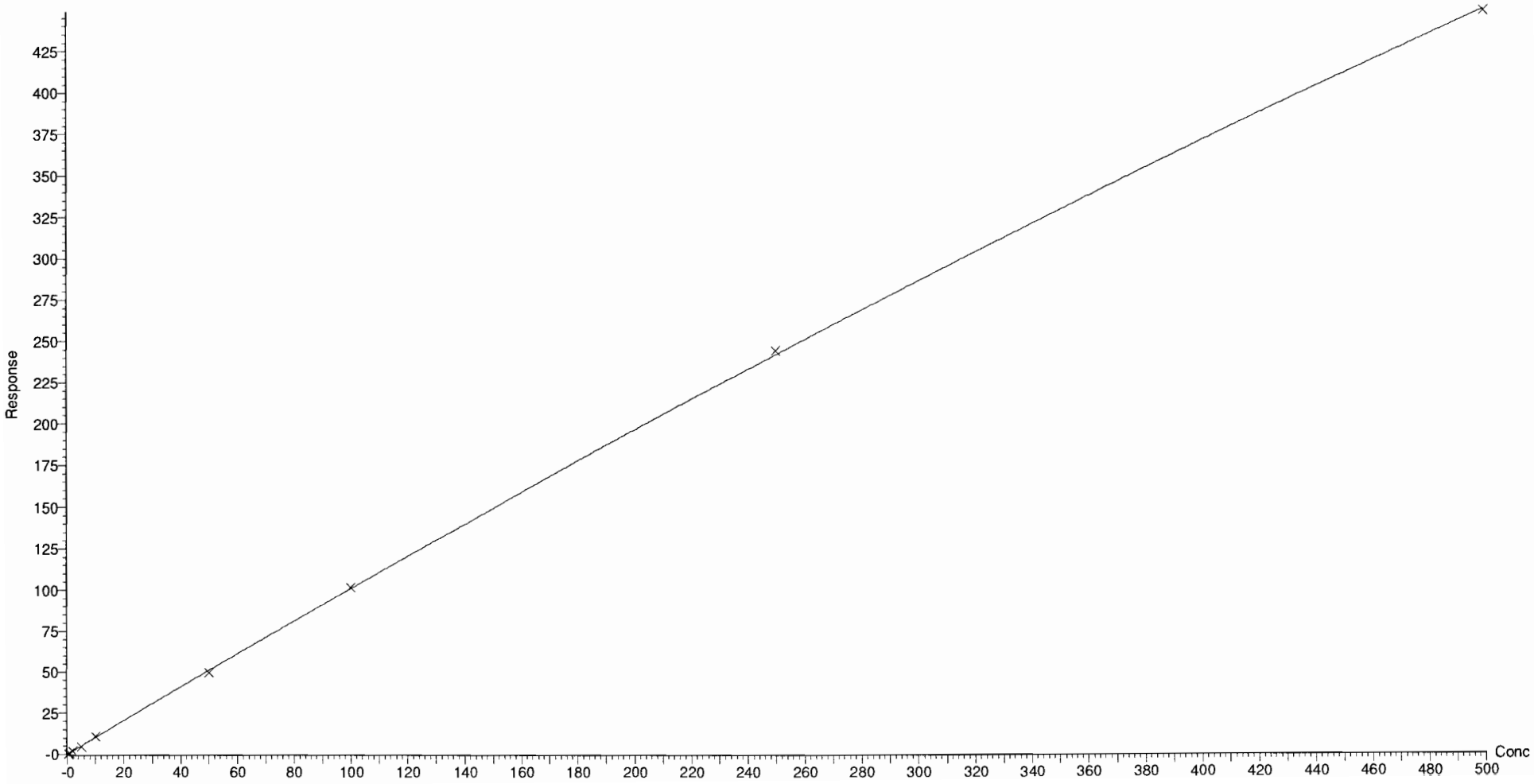

Dataset: F:\Projects\PFAS.PRO\Results\180725M1\180725M1-CRV.qld

Last Altered: Thursday, July 26, 2018 10:45:37 Pacific Daylight Time
Printed: Thursday, July 26, 2018 10:56:33 Pacific Daylight Time

Compound name: L-PFOS
Coefficient of Determination: R^2 = 0.998020
Calibration curve: 5.90217e-007 * x^2 + 0.893725 * x + -0.0733419
Response type: Internal Std (Ref 47), Area * (IS Conc. / IS Area)
Curve type: 2nd Order, Origin: Include, Weighting: 1/x, Axis trans: None

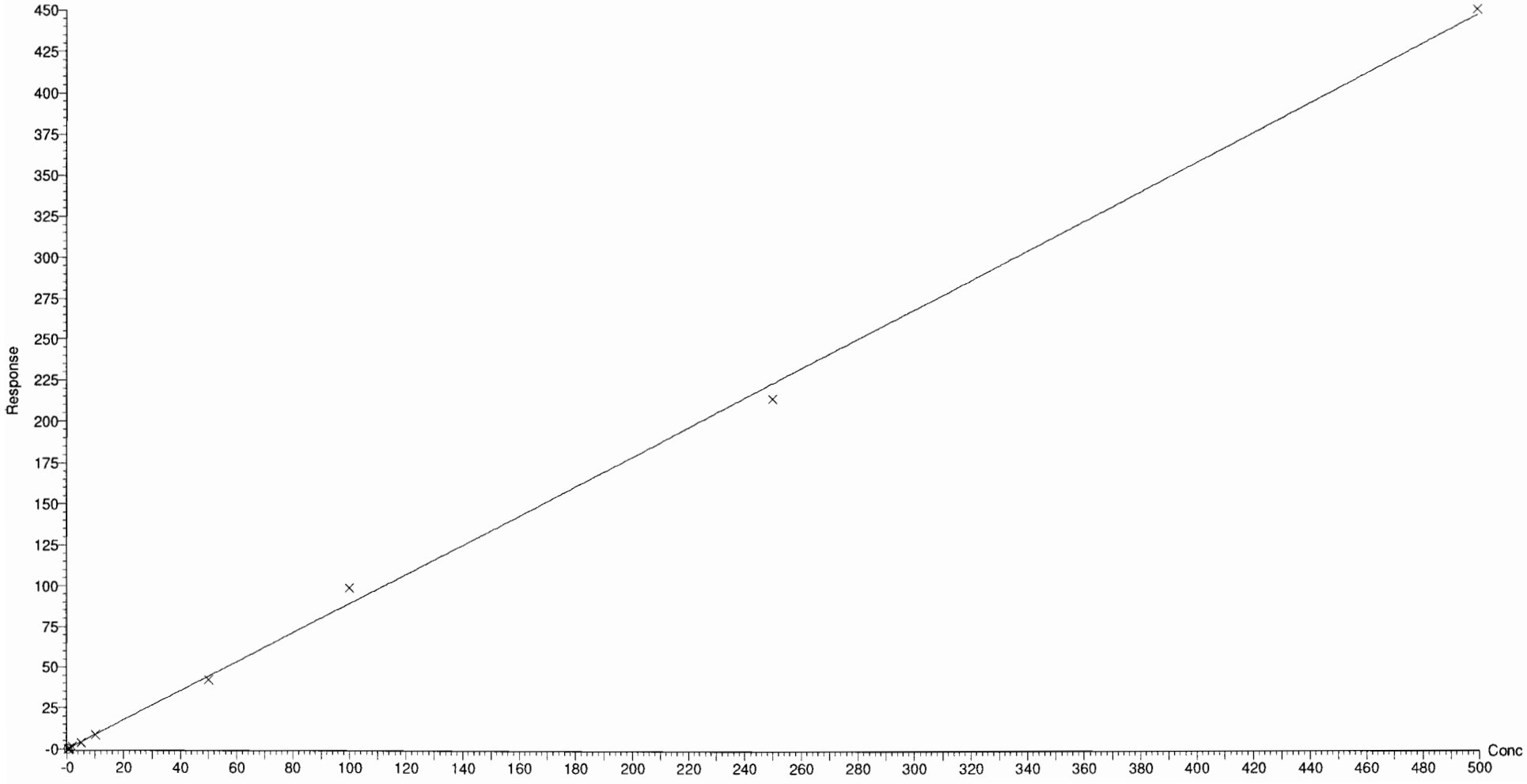

Dataset: F:\Projects\PFAS.PRO\Results\180725M1\180725M1-CRV.qld

Last Altered: Thursday, July 26, 2018 10:45:37 Pacific Daylight Time
Printed: Thursday, July 26, 2018 10:56:33 Pacific Daylight Time

Compound name: PFDA
Coefficient of Determination: R^2 = 0.999569
Calibration curve: 0.00041593 * x^2 + 1.24494 * x + 0.0468061
Response type: Internal Std (Ref 48), Area * (IS Conc. / IS Area)
Curve type: 2nd Order, Origin: Exclude, Weighting: 1/x, Axis trans: None



Dataset: F:\Projects\PFAS.PRO\Results\180725M1\180725M1-CRV.qld

Last Altered: Thursday, July 26, 2018 10:45:37 Pacific Daylight Time
Printed: Thursday, July 26, 2018 10:56:33 Pacific Daylight Time

Compound name: 8:2 FTS
Coefficient of Determination: R^2 = 0.998902
Calibration curve: -0.00108083 * x^2 + 2.10595 * x + 0.0864824
Response type: Internal Std (Ref 49), Area * (IS Conc. / IS Area)
Curve type: 2nd Order, Origin: Exclude, Weighting: 1/x, Axis trans: None

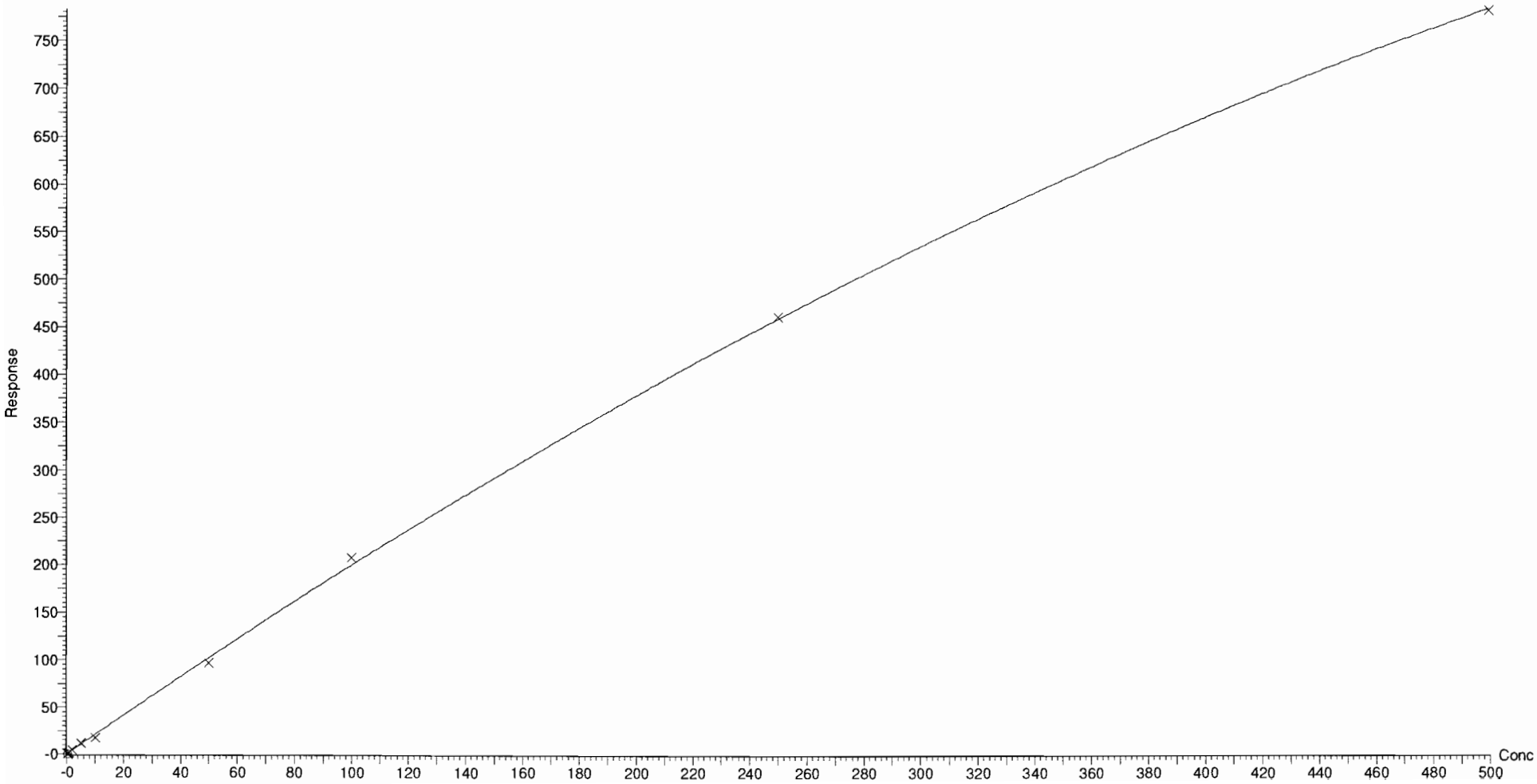

Dataset: F:\Projects\PFAS.PRO\Results\180725M1\180725M1-CRV.qld

Last Altered: Thursday, July 26, 2018 10:45:37 Pacific Daylight Time
Printed: Thursday, July 26, 2018 10:56:33 Pacific Daylight Time

Compound name: PFNS
Coefficient of Determination: R^2 = 0.992447
Calibration curve: -0.000212211 * x^2 + 0.794691 * x + -0.193956
Response type: Internal Std (Ref 47), Area * (IS Conc. / IS Area)
Curve type: 2nd Order, Origin: Exclude, Weighting: 1/x, Axis trans: None

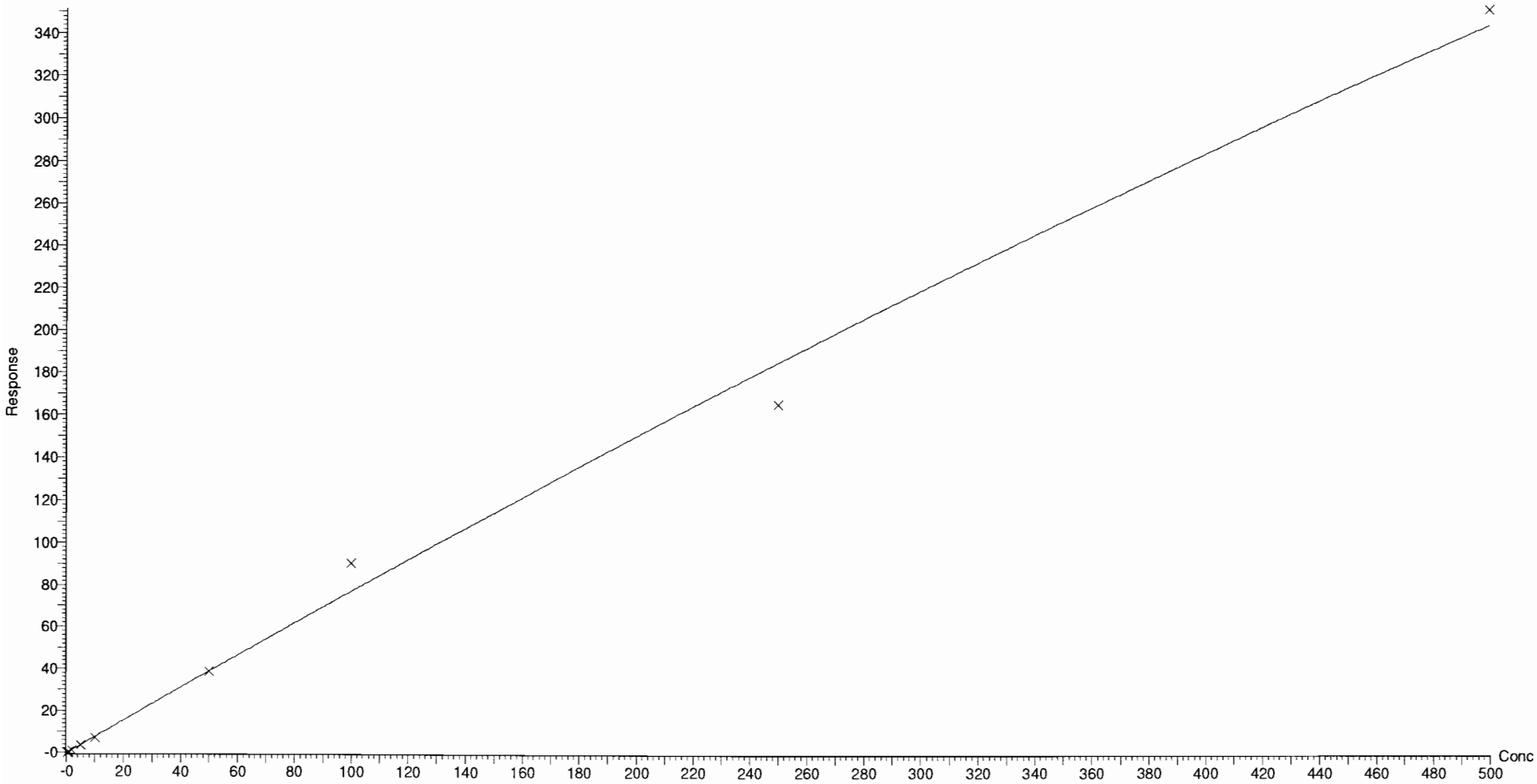

Dataset: F:\Projects\PFAS.PRO\Results\180725M1\180725M1-CRV.qld

Last Altered: Thursday, July 26, 2018 10:45:37 Pacific Daylight Time
Printed: Thursday, July 26, 2018 10:56:33 Pacific Daylight Time

Compound name: L-MeFOSAA
Coefficient of Determination: R^2 = 0.998158
Calibration curve: 0.000190849 * x^2 + 1.10371 * x + 0.0200534
Response type: Internal Std (Ref 50), Area * (IS Conc. / IS Area)
Curve type: 2nd Order, Origin: Include, Weighting: 1/x, Axis trans: None

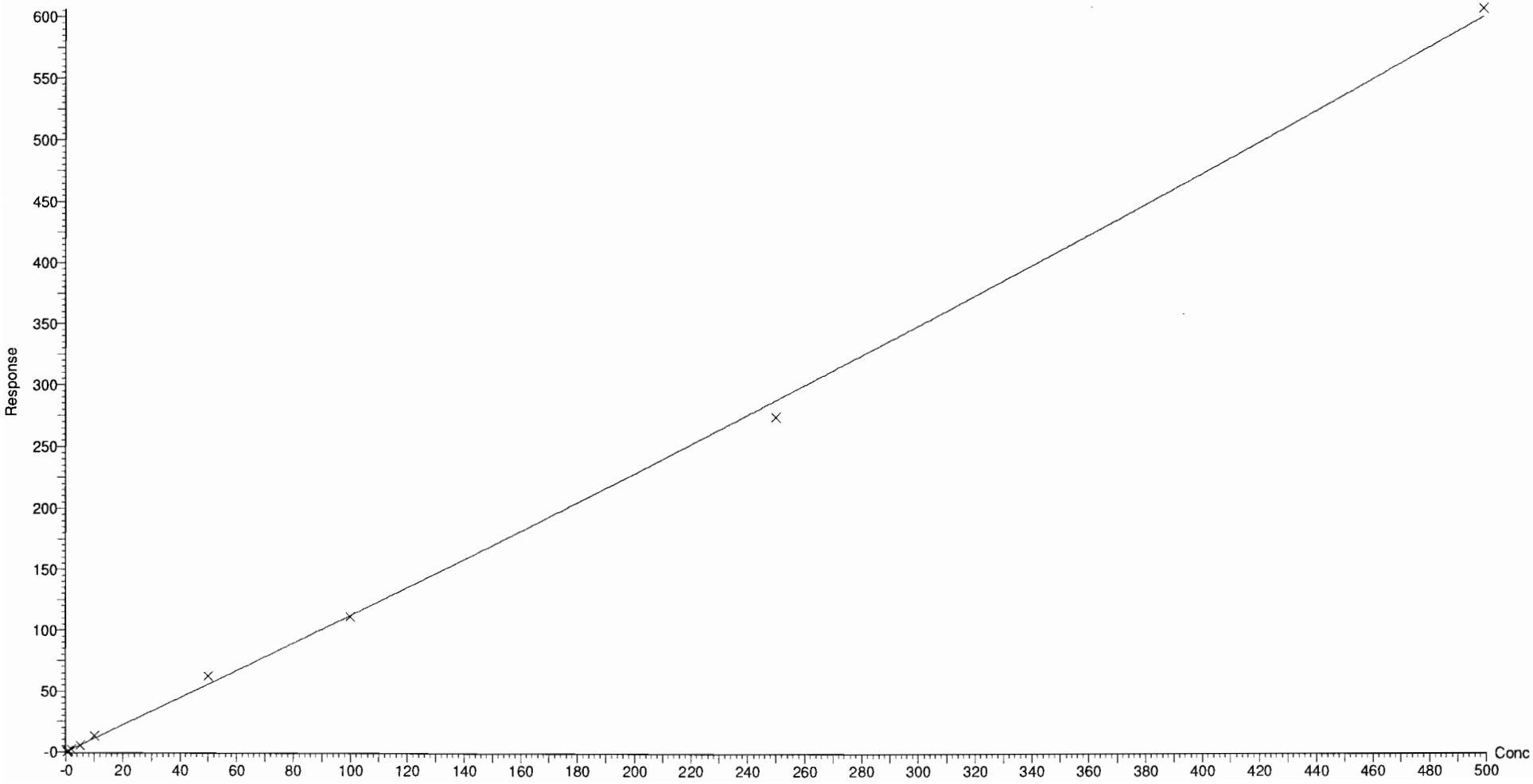

Vista Analytical Laboratory Q1

Dataset: F:\Projects\PFAS.PRO\Results\180725M1\180725M1-CRV.qld

Last Altered: Thursday, July 26, 2018 10:45:37 Pacific Daylight Time
Printed: Thursday, July 26, 2018 10:56:33 Pacific Daylight Time

Compound name: L-EtFOSAA
Coefficient of Determination: R^2 = 0.999527
Calibration curve: 2.15537e-005 * x^2 + 0.879024 * x + -0.0856725
Response type: Internal Std (Ref 51), Area * (IS Conc. / IS Area)
Curve type: 2nd Order, Origin: Exclude, Weighting: 1/x, Axis trans: None

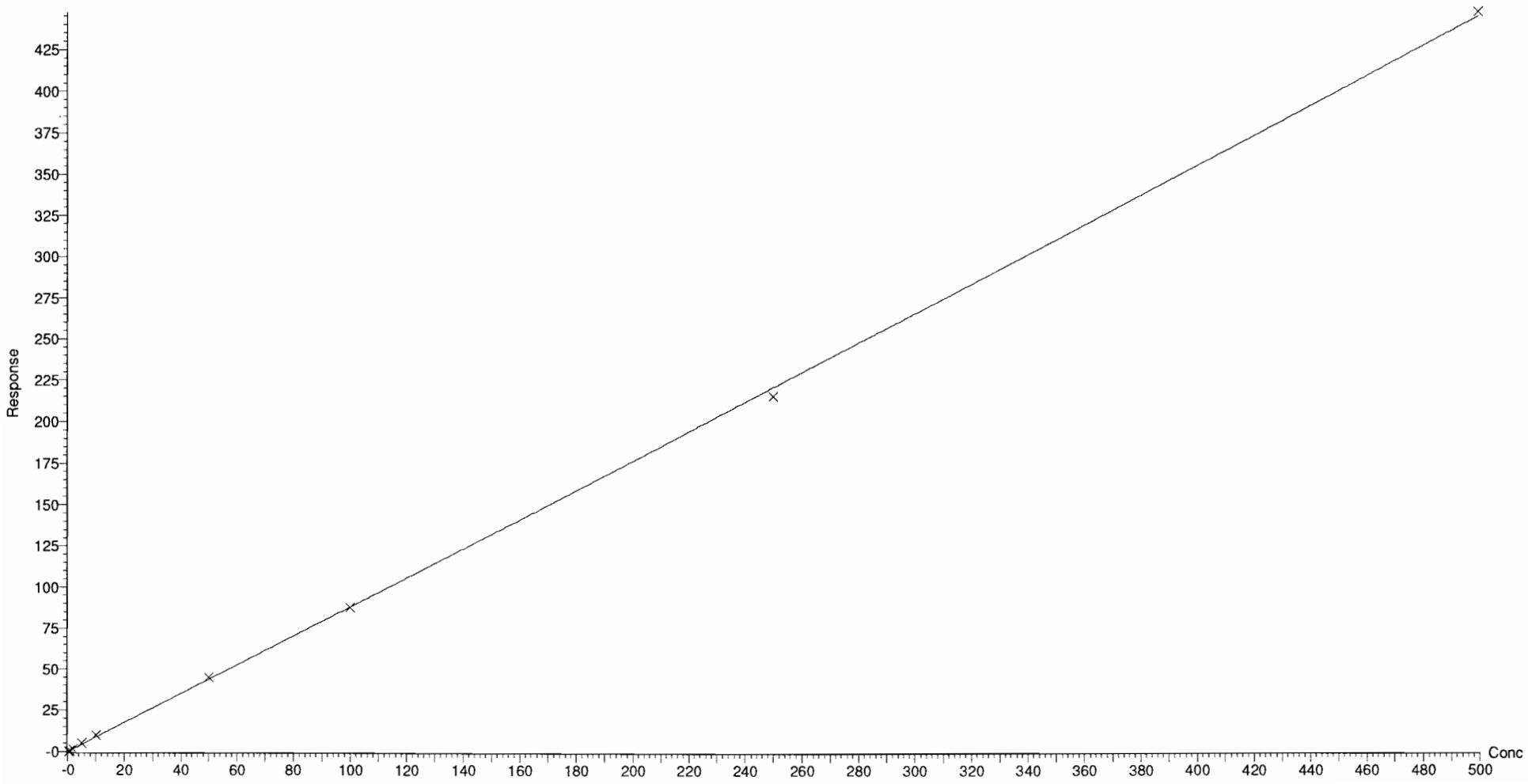

Dataset: F:\Projects\PFAS.PRO\Results\180725M1\180725M1-CRV.qld

Last Altered: Thursday, July 26, 2018 10:45:37 Pacific Daylight Time
Printed: Thursday, July 26, 2018 10:56:42 Pacific Daylight Time

Method: F:\Projects\PFAS.PRO\MethDB\PFAS_FULL_80C_072518.mdb 26 Jul 2018 10:22:27
Calibration: F:\Projects\PFAS.PRO\CurveDB\C18_VAL-PFAS_Q4_07-25-18.cdb 26 Jul 2018 10:45:37

Compound name: PFUdA
Coefficient of Determination: R^2 = 0.999063
Calibration curve: -0.00027303 * x^2 + 1.01912 * x + -0.0180498
Response type: Internal Std (Ref 52), Area * (IS Conc. / IS Area)
Curve type: 2nd Order, Origin: Exclude, Weighting: 1/x, Axis trans: None

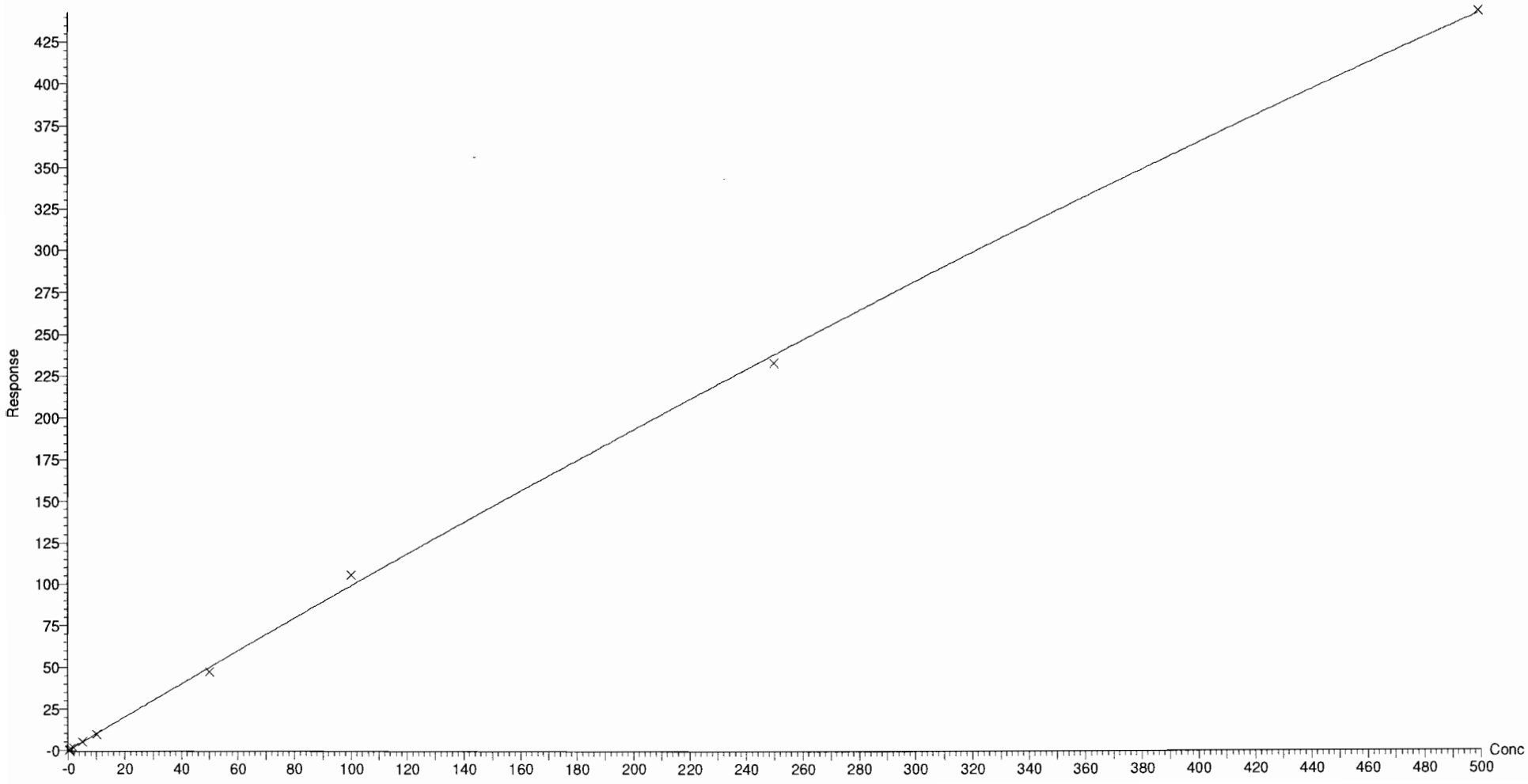

Vista Analytical Laboratory Q1

Dataset: F:\Projects\PFAS.PRO\Results\180725M1\180725M1-CRV.qld

Last Altered: Thursday, July 26, 2018 10:45:37 Pacific Daylight Time
Printed: Thursday, July 26, 2018 10:56:42 Pacific Daylight Time

Compound name: PFDS
Coefficient of Determination: R^2 = 0.999253
Calibration curve: -4.9064e-005 * x^2 + 0.173788 * x + 0.00473064
Response type: Internal Std (Ref 52), Area * (IS Conc. / IS Area)
Curve type: 2nd Order, Origin: Exclude, Weighting: 1/x, Axis trans: None

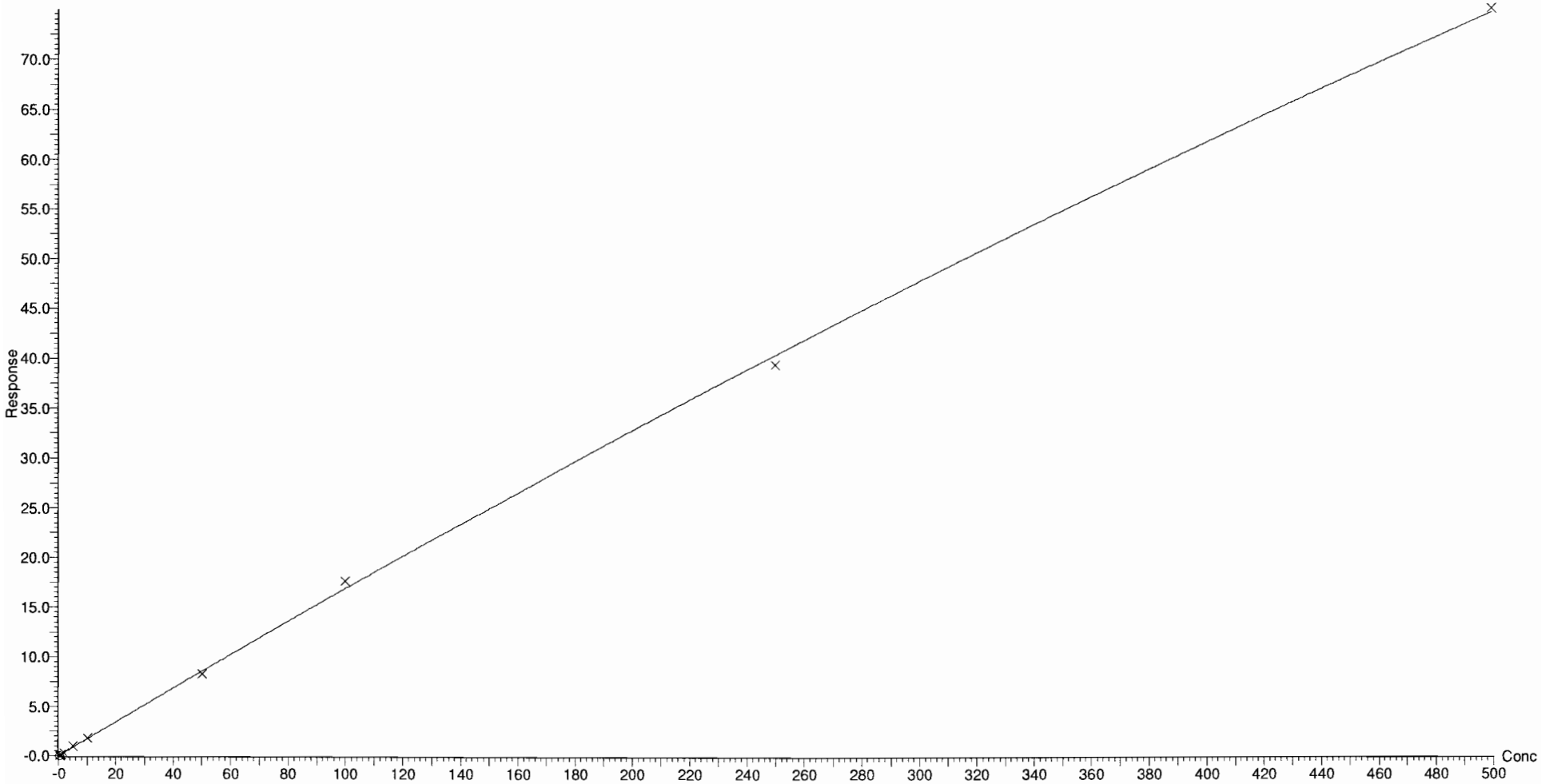

Dataset: F:\Projects\PFAS.PRO\Results\180725M1\180725M1-CRV.qld

Last Altered: Thursday, July 26, 2018 10:45:37 Pacific Daylight Time
Printed: Thursday, July 26, 2018 10:56:42 Pacific Daylight Time

Compound name: PFDoA
Coefficient of Determination: R^2 = 0.999863
Calibration curve: -0.000219608 * x^2 + 1.19069 * x + -0.0377445
Response type: Internal Std (Ref 53), Area * (IS Conc. / IS Area)
Curve type: 2nd Order, Origin: Exclude, Weighting: 1/x, Axis trans: None

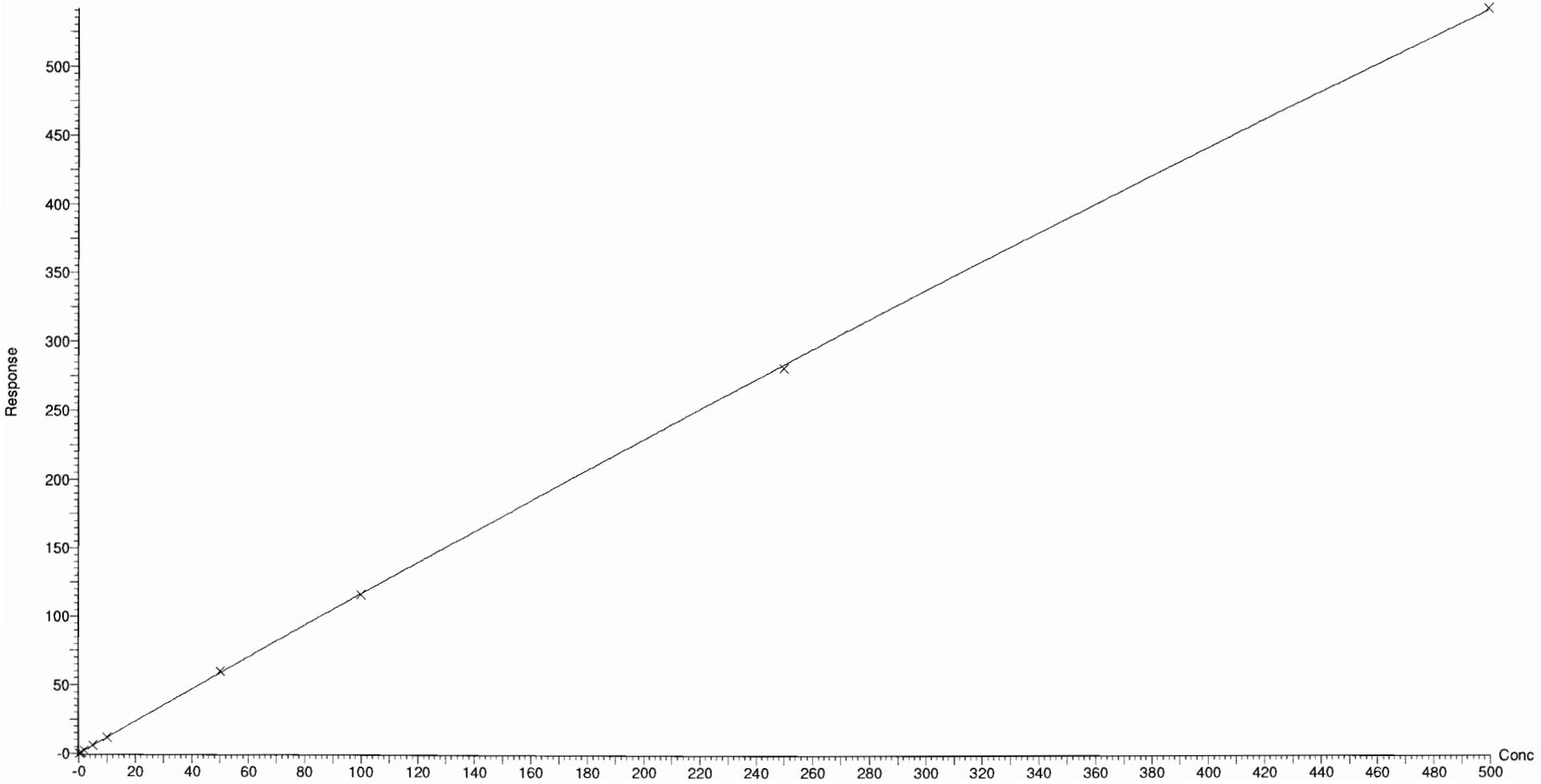

Dataset: F:\Projects\PFAS.PRO\Results\180725M1\180725M1-CRV.qld

Last Altered: Thursday, July 26, 2018 10:45:37 Pacific Daylight Time
Printed: Thursday, July 26, 2018 10:56:42 Pacific Daylight Time

Compound name: N-MeFOSA
Coefficient of Determination: R^2 = 0.999110
Calibration curve: -0.000107139 * x^2 + 0.990053 * x + 0.0606974
Response type: Internal Std (Ref 54), Area * (IS Conc. / IS Area)
Curve type: 2nd Order, Origin: Include, Weighting: 1/x, Axis trans: None

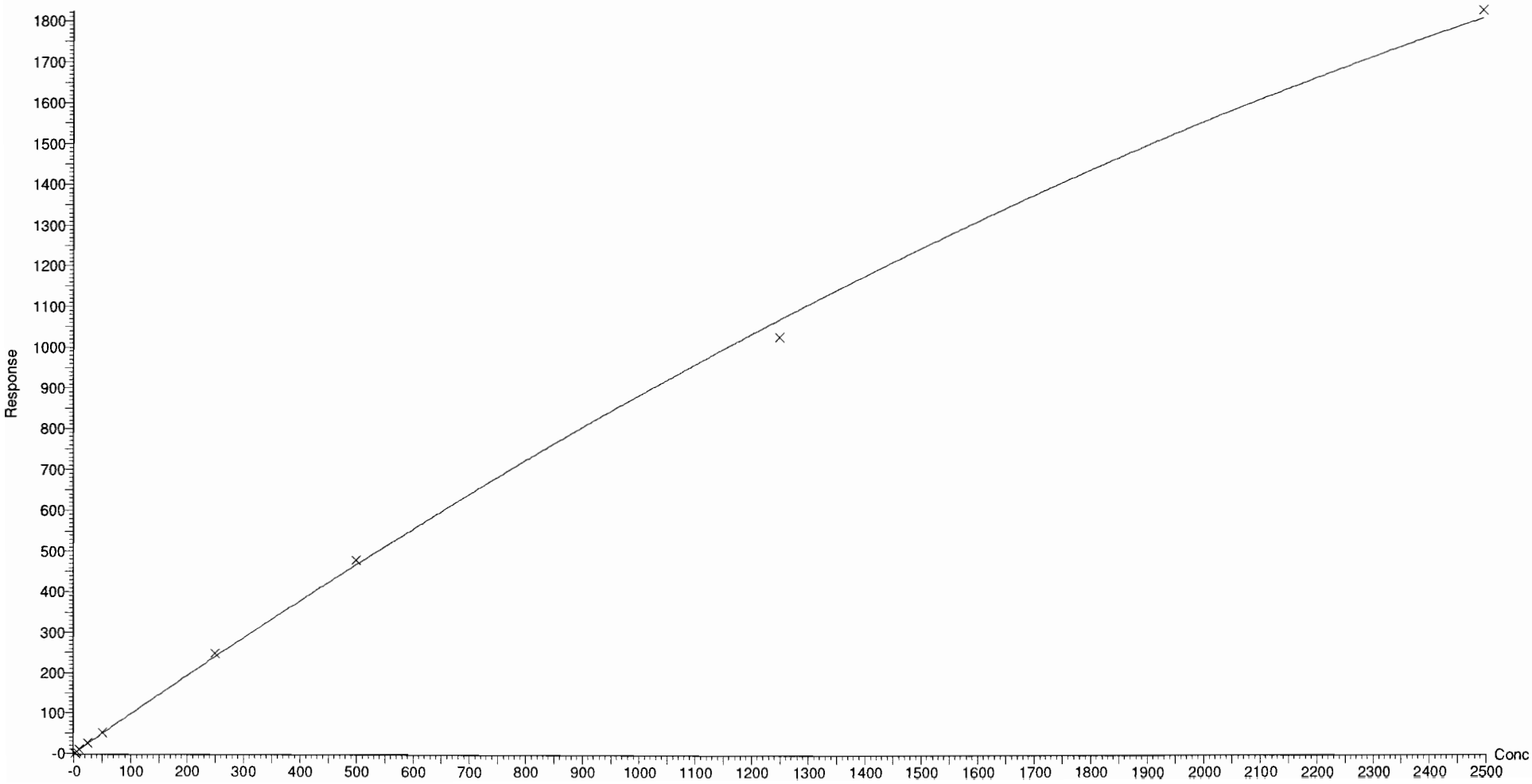

Vista Analytical Laboratory Q1

Dataset: F:\Projects\PFAS.PRO\Results\180725M1\180725M1-CRV.qld

Last Altered: Thursday, July 26, 2018 10:45:37 Pacific Daylight Time
Printed: Thursday, July 26, 2018 10:56:42 Pacific Daylight Time

Compound name: PFTrDA
Coefficient of Determination: R^2 = 0.999857
Calibration curve: -0.000266999 * x^2 + 1.21537 * x + 0.0370648
Response type: Internal Std (Ref 53), Area * (IS Conc. / IS Area)
Curve type: 2nd Order, Origin: Exclude, Weighting: 1/x, Axis trans: None

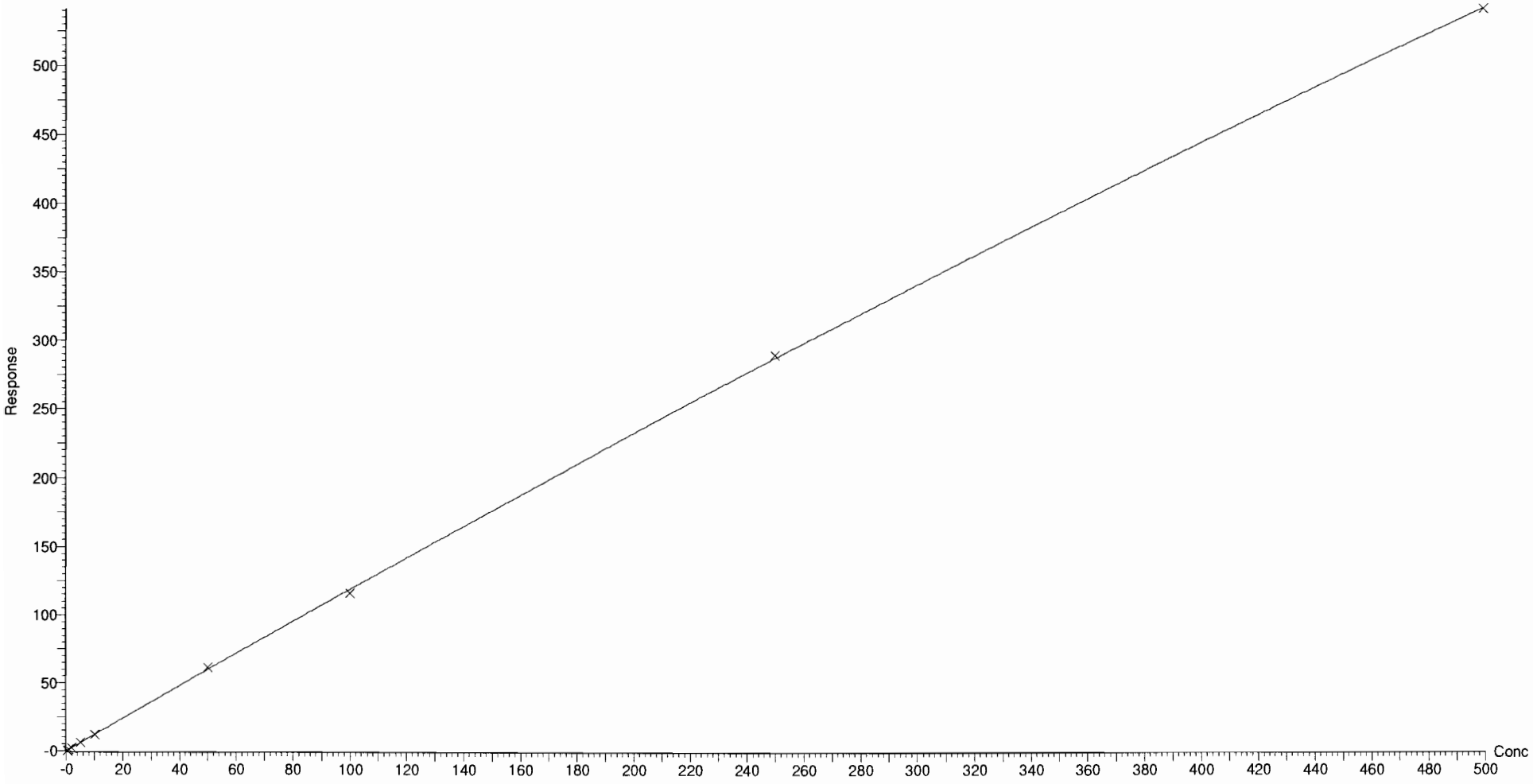

Dataset: F:\Projects\PFAS.PRO\Results\180725M1\180725M1-CRV.qld

Last Altered: Thursday, July 26, 2018 10:45:37 Pacific Daylight Time
Printed: Thursday, July 26, 2018 10:56:42 Pacific Daylight Time

Compound name: PFTeDA
Coefficient of Determination: R^2 = 0.999557
Calibration curve: -0.000155338 * x^2 + 0.77777 * x + 0.012718
Response type: Internal Std (Ref 55), Area * (IS Conc. / IS Area)
Curve type: 2nd Order, Origin: Exclude, Weighting: 1/x, Axis trans: None

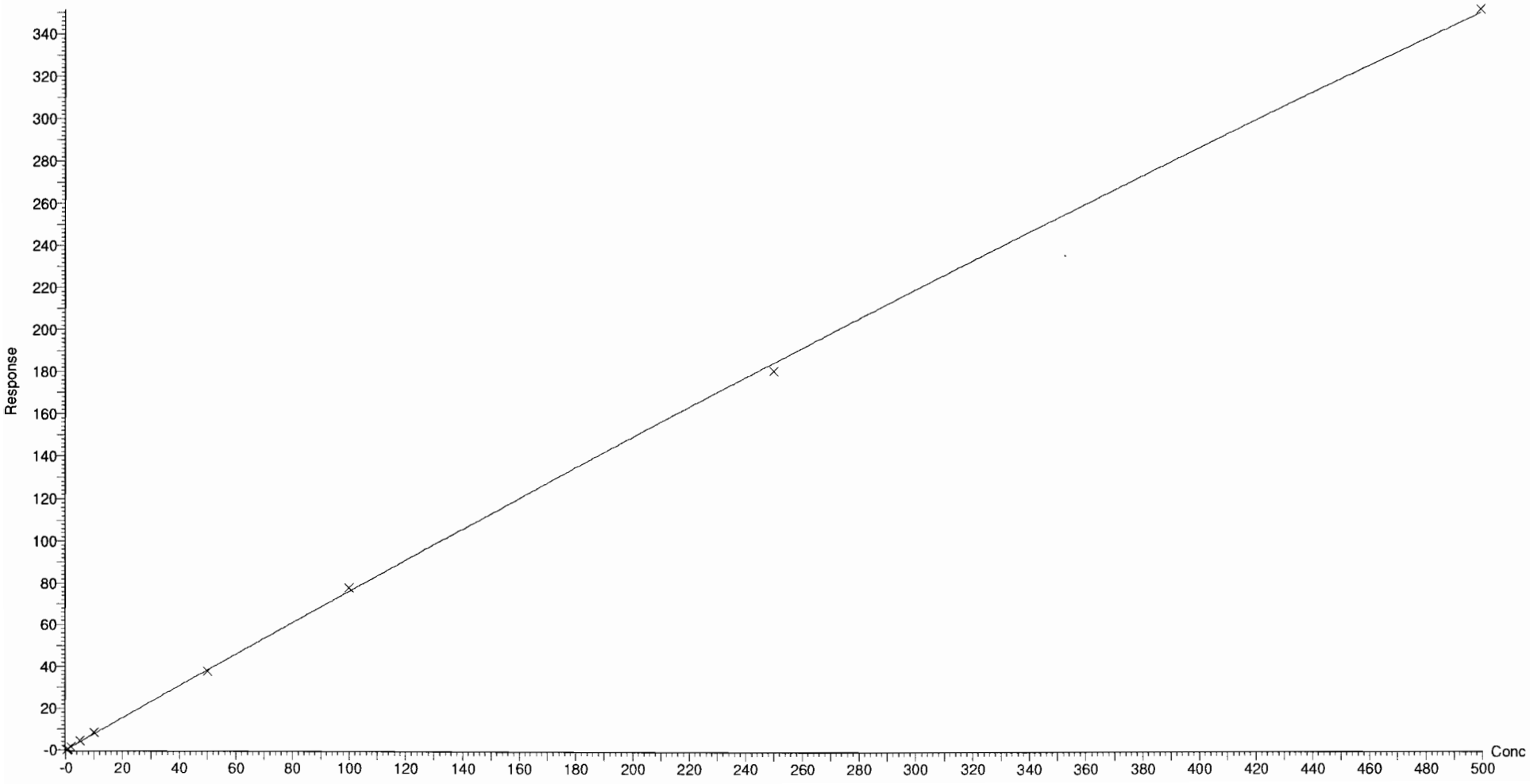

Dataset: F:\Projects\PFAS.PRO\Results\180725M1\180725M1-CRV.qld

Last Altered: Thursday, July 26, 2018 10:45:37 Pacific Daylight Time
Printed: Thursday, July 26, 2018 10:56:42 Pacific Daylight Time

Compound name: N-EtFOSA
Coefficient of Determination: R^2 = 0.999571
Calibration curve: -5.33516e-005 * x^2 + 0.905159 * x + 0.0711036
Response type: Internal Std (Ref 56), Area * (IS Conc. / IS Area)
Curve type: 2nd Order, Origin: Exclude, Weighting: 1/x, Axis trans: None

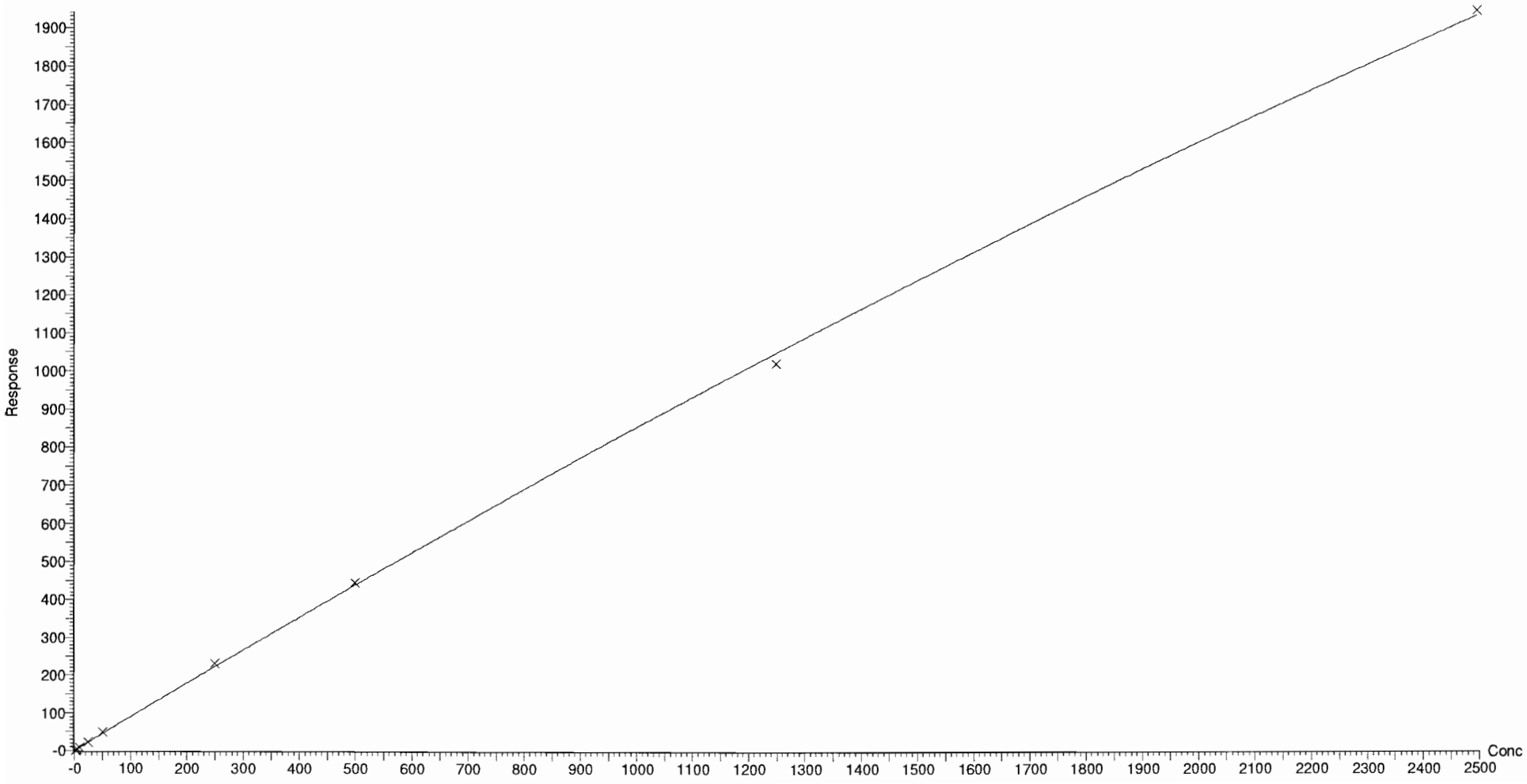

Dataset: F:\Projects\PFAS.PRO\Results\180725M1\180725M1-CRV.qld

Last Altered: Thursday, July 26, 2018 10:45:37 Pacific Daylight Time
Printed: Thursday, July 26, 2018 10:56:42 Pacific Daylight Time

Compound name: PFHxDA
Coefficient of Determination: R^2 = 0.999653
Calibration curve: -0.000157759 * x^2 + 0.556048 * x + 0.0377533
Response type: Internal Std (Ref 57), Area * (IS Conc. / IS Area)
Curve type: 2nd Order, Origin: Exclude, Weighting: 1/x, Axis trans: None

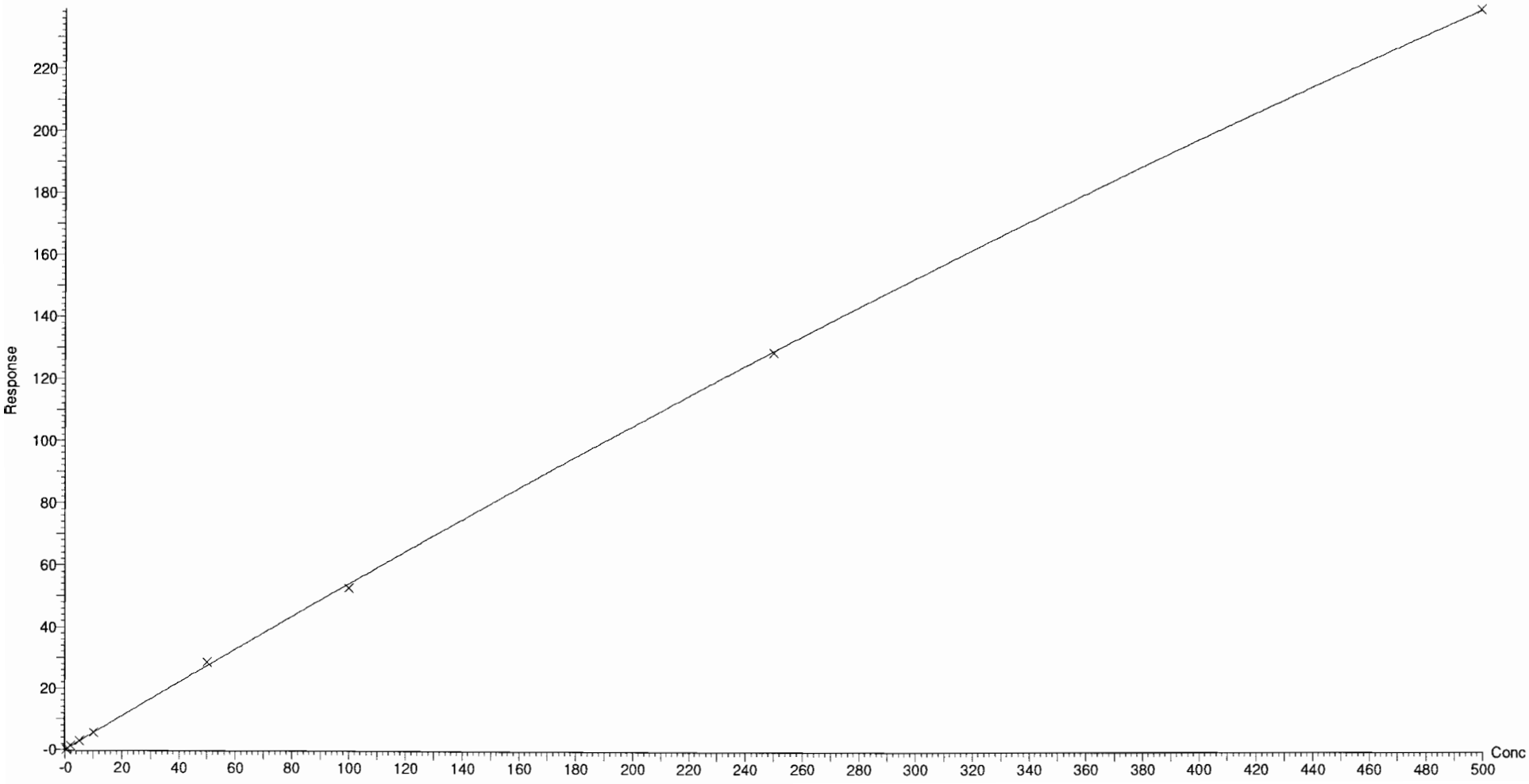

Vista Analytical Laboratory Q1

Dataset: F:\Projects\PFAS.PRO\Results\180725M1\180725M1-CRV.qld

Last Altered: Thursday, July 26, 2018 10:45:37 Pacific Daylight Time
Printed: Thursday, July 26, 2018 10:56:42 Pacific Daylight Time

Compound name: PFODA
Coefficient of Determination: R^2 = 0.999541
Calibration curve: -0.000419973 * x^2 + 0.949729 * x + -0.0465086
Response type: Internal Std (Ref 57), Area * (IS Conc. / IS Area)
Curve type: 2nd Order, Origin: Include, Weighting: 1/x, Axis trans: None

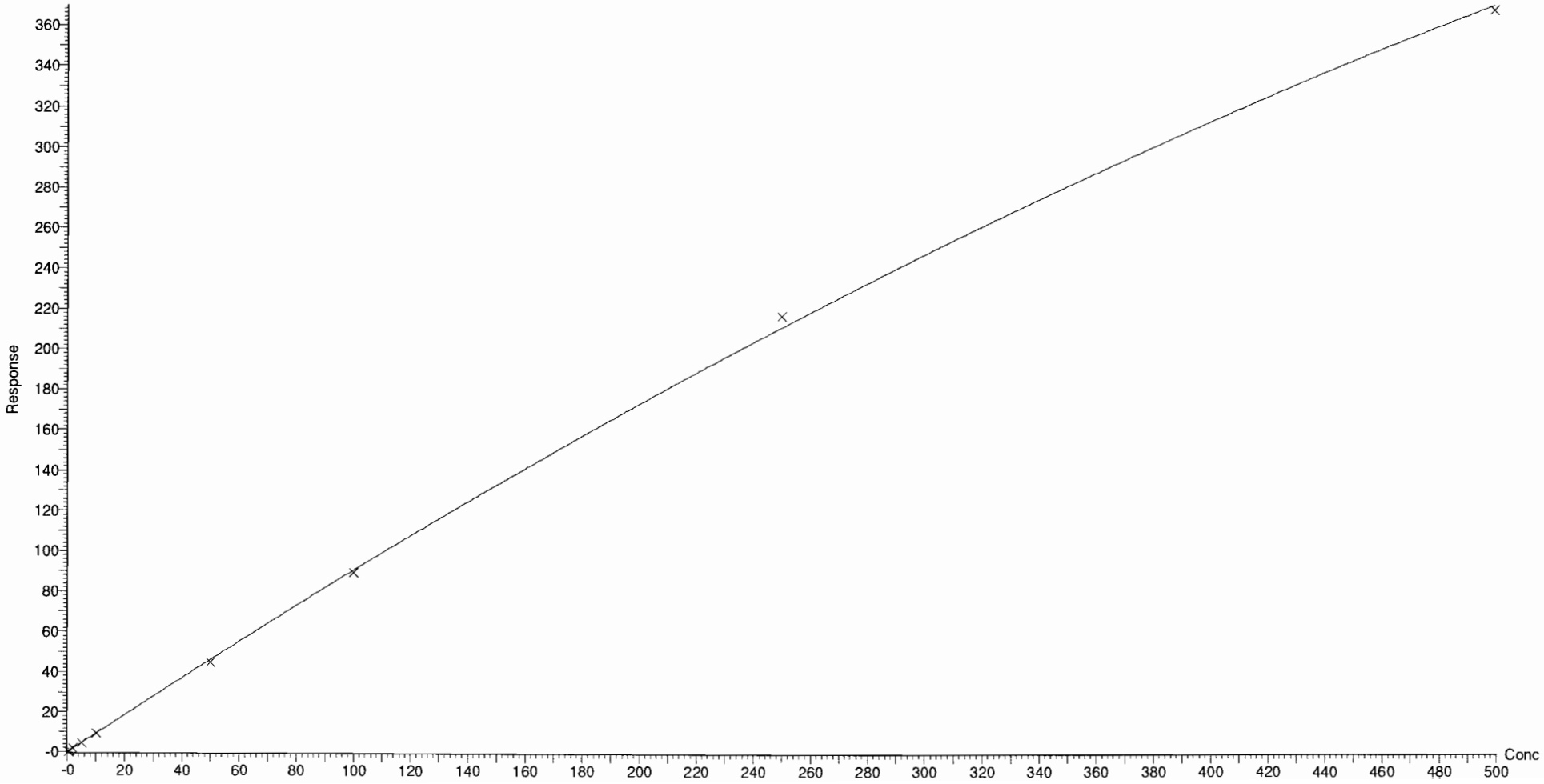

Dataset: F:\Projects\PFAS.PRO\Results\180725M1\180725M1-CRV.qld

Last Altered: Thursday, July 26, 2018 10:45:37 Pacific Daylight Time
Printed: Thursday, July 26, 2018 10:56:42 Pacific Daylight Time

Compound name: N-MeFOSE
Coefficient of Determination: R^2 = 0.999184
Calibration curve: -7.80011e-005 * x^2 + 0.986887 * x + -0.0134027
Response type: Internal Std (Ref 58), Area * (IS Conc. / IS Area)
Curve type: 2nd Order, Origin: Exclude, Weighting: 1/x, Axis trans: None

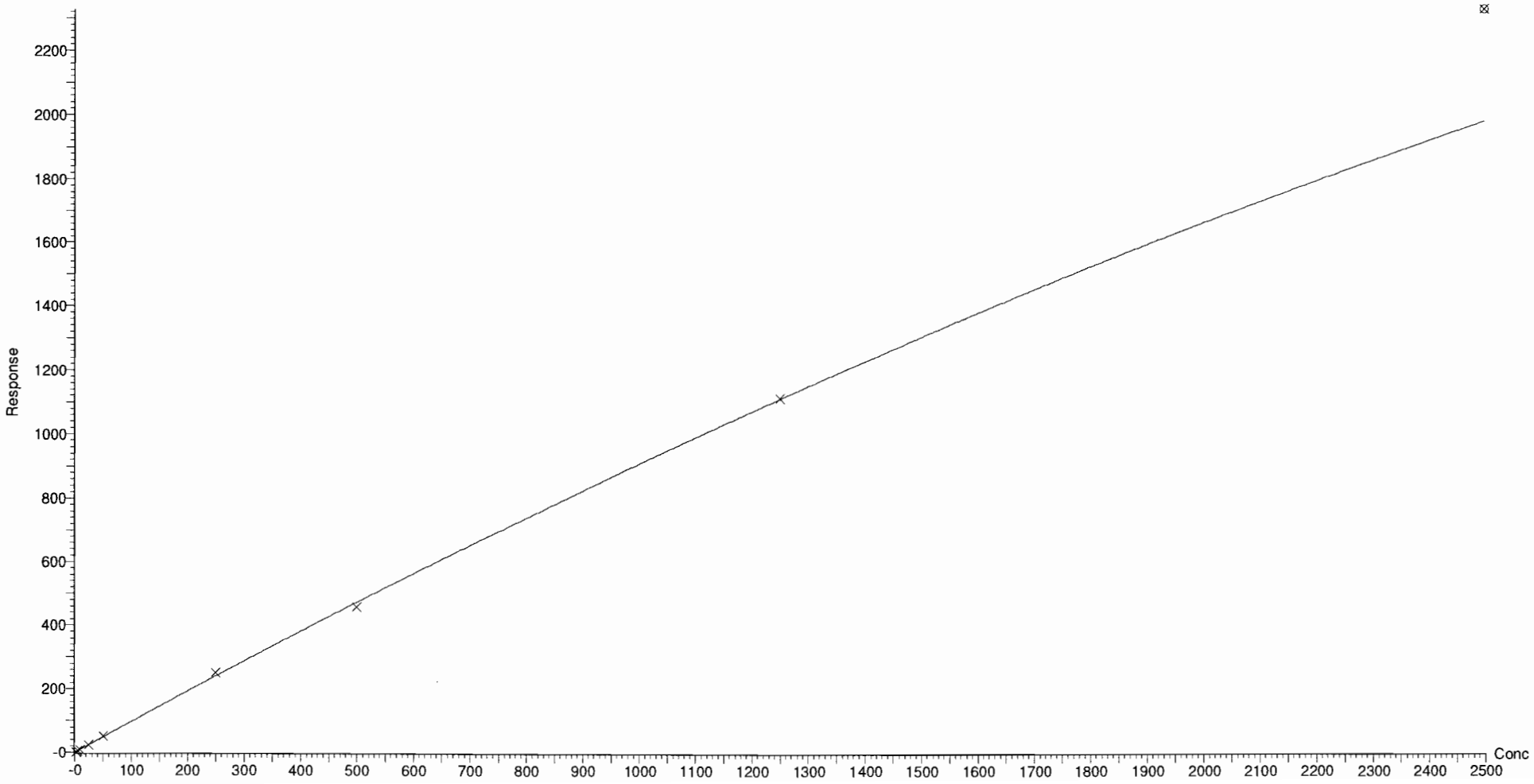

Dataset: F:\Projects\PFAS.PRO\Results\180725M1\180725M1-CRV.qld

Last Altered: Thursday, July 26, 2018 10:45:37 Pacific Daylight Time
Printed: Thursday, July 26, 2018 10:56:42 Pacific Daylight Time

Compound name: N-EtFOSE
Coefficient of Determination: R^2 = 0.999754
Calibration curve: -6.91939e-005 * x^2 + 1.14721 * x + -0.335331
Response type: Internal Std (Ref 59), Area * (IS Conc. / IS Area)
Curve type: 2nd Order, Origin: Exclude, Weighting: 1/x, Axis trans: None

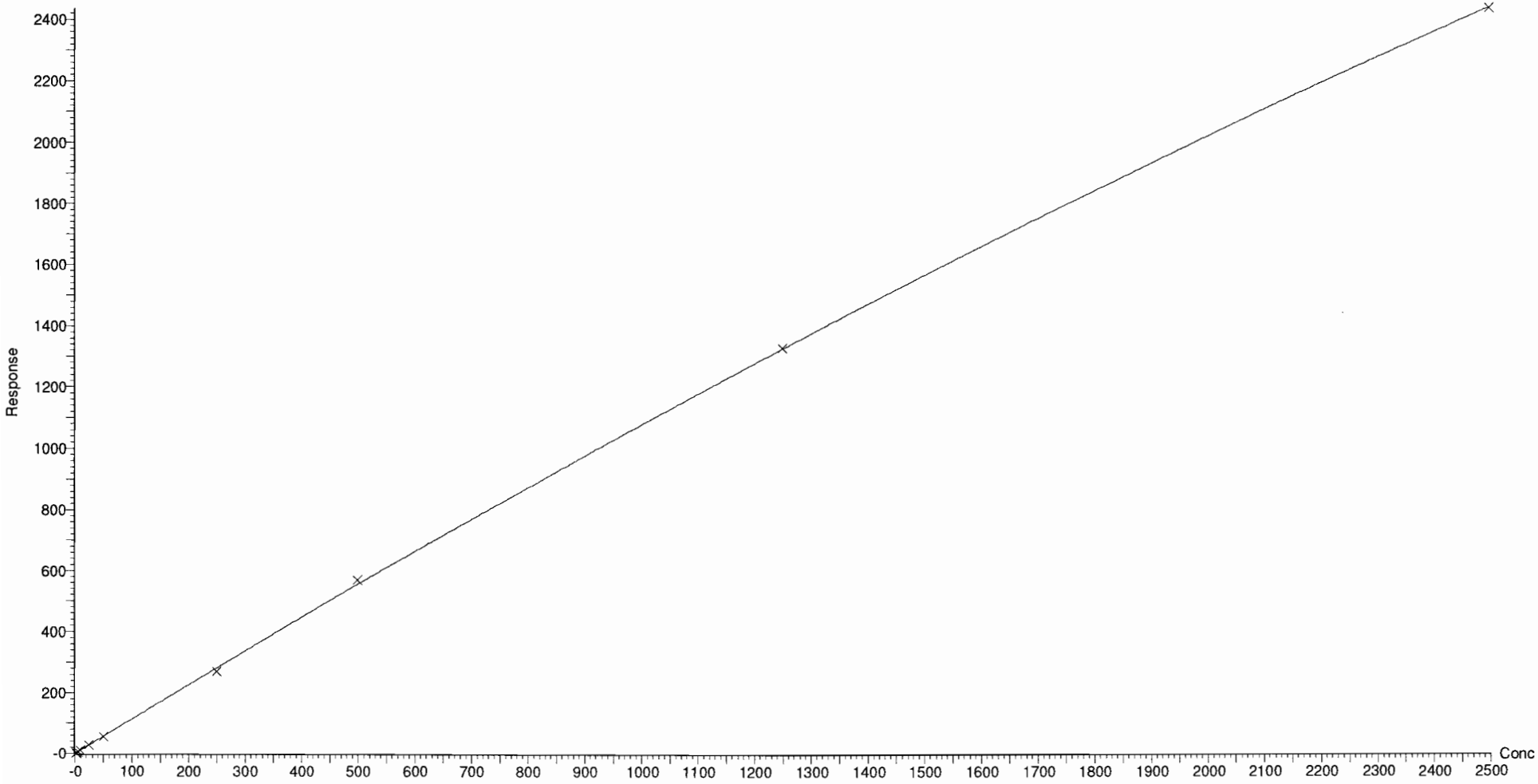

Vista Analytical Laboratory

Dataset: F:\Projects\PFAS.PRO\Results\180725M1\180725M1-CRV.qld

Last Altered: Thursday, July 26, 2018 10:45:37 Pacific Daylight Time
Printed: Thursday, July 26, 2018 10:47:03 Pacific Daylight Time

Method: F:\Projects\PFAS.PRO\MethDB\PFAS_FULL_80C_072518.mdb 26 Jul 2018 10:22:27
Calibration: F:\Projects\PFAS.PRO\CurveDB\C18_VAL-PFAS_Q4_07-25-18.cdb 26 Jul 2018 10:45:37

Name: 180725M1_2, Date: 25-Jul-2018, Time: 18:49:48, ID: ST180725M1-1 PFC CS-2 18G1910, Description: PFC CS-2 18G1910

PFBA

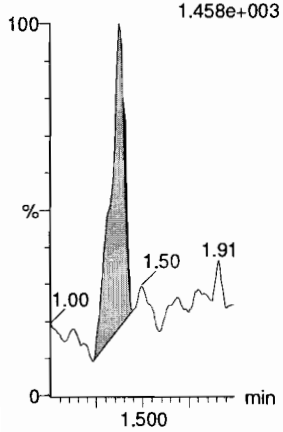

PFPeA

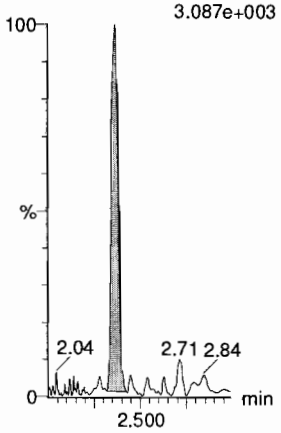

PFBS

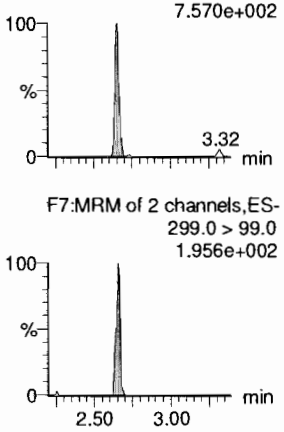

4:2 FTS

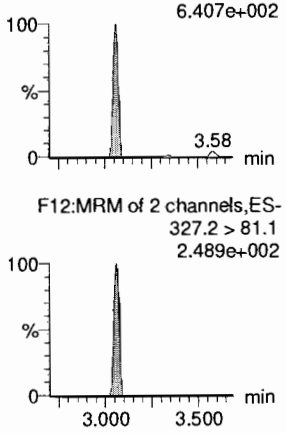

PFHxA

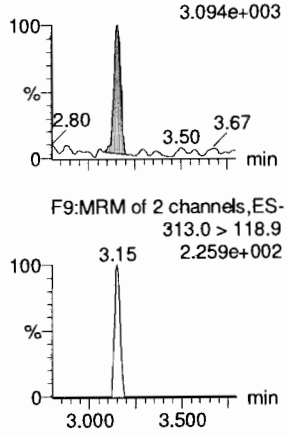

PFPeS

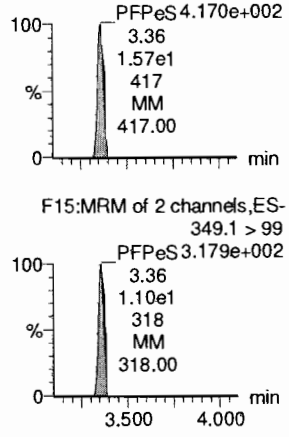

13C3-PFBA

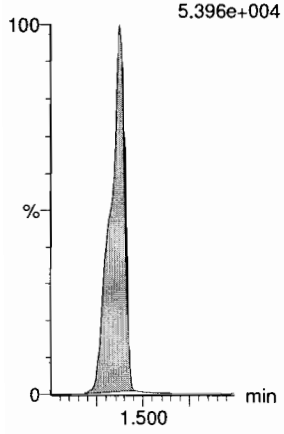

13C3-PFPeA

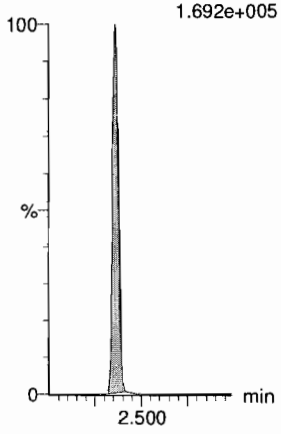

13C3-PFBS

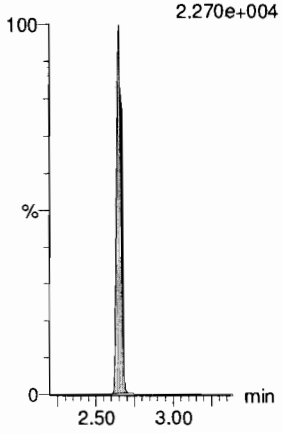

13C2-4:2 FTS

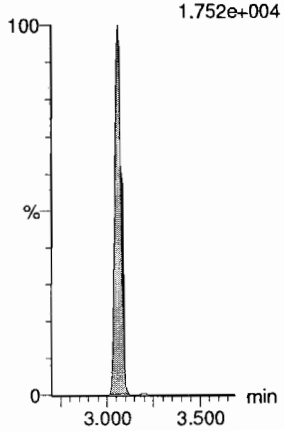

13C2-PFHxA

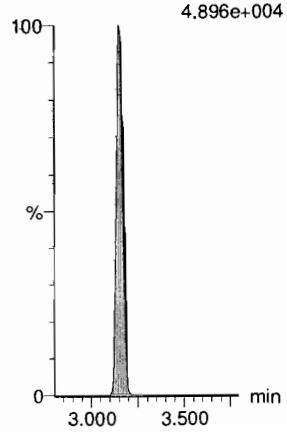

13C3-PFBS

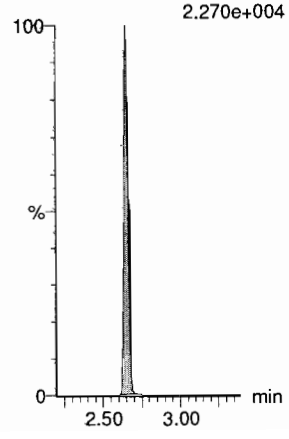

Dataset: F:\Projects\PFAS.PRO\Results\180725M1\180725M1-CRV.qld

Last Altered: Thursday, July 26, 2018 10:45:37 Pacific Daylight Time
Printed: Thursday, July 26, 2018 10:47:03 Pacific Daylight Time

Name: 180725M1_2, Date: 25-Jul-2018, Time: 18:49:48, ID: ST180725M1-1 PFC CS-2 18G1910, Description: PFC CS-2 18G1910

6:2 FTS

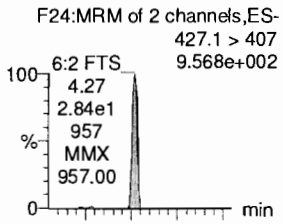

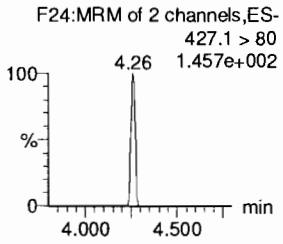

PFHpA

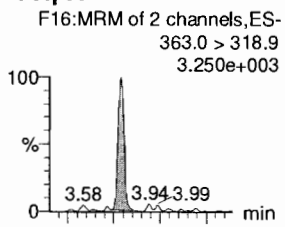

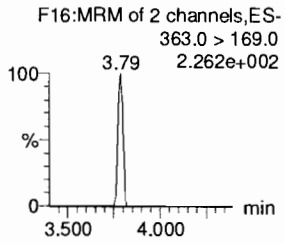

L-PFHxS

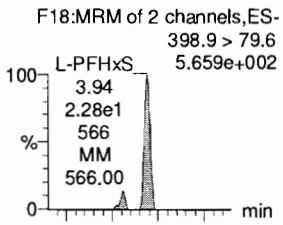

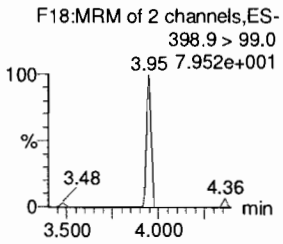

L-PFOA

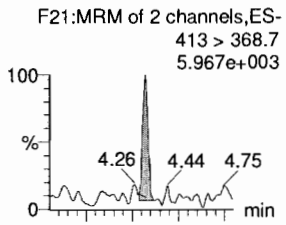

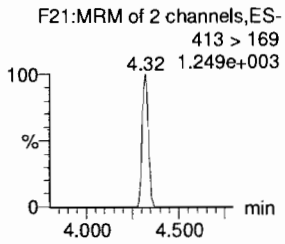

PFHpS

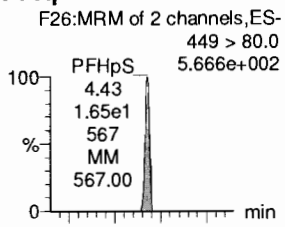

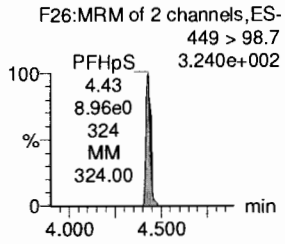

PFNA

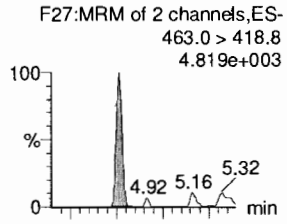

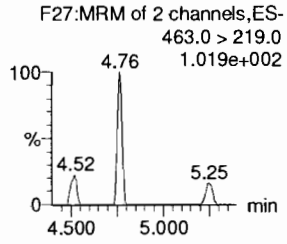

13C2-6:2 FTS

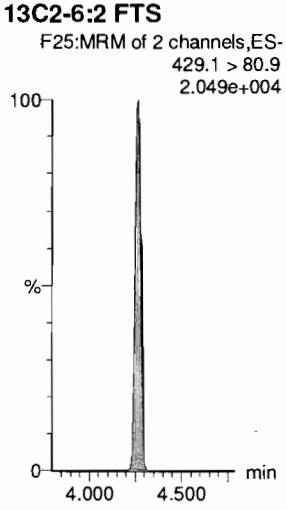

13C4-PFHpA

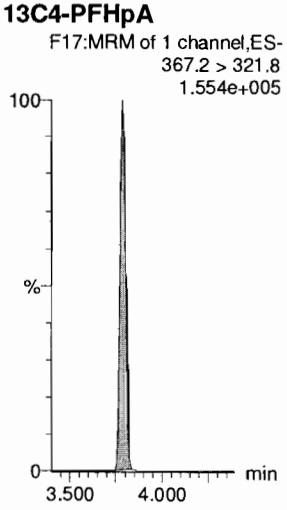

18O2-PFHxS

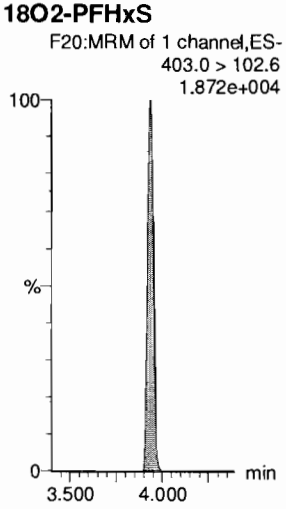

13C2-PFOA

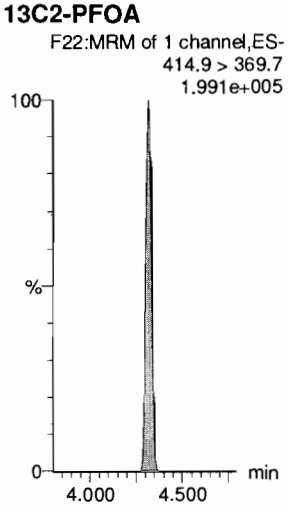

13C8-PFOS

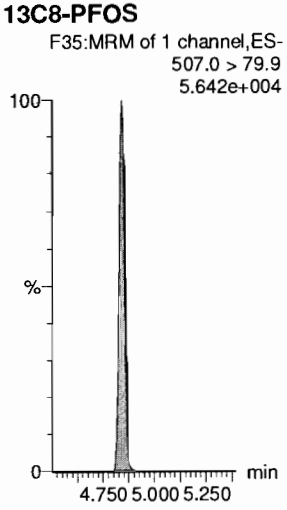

13C5-PFNA

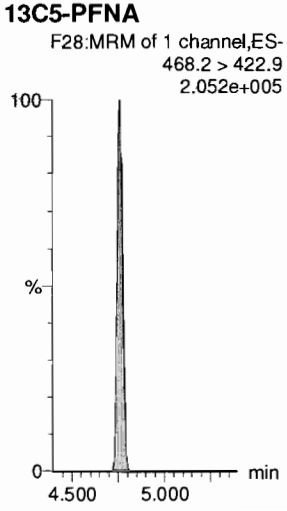

Dataset: F:\Projects\PFAS.PRO\Results\180725M1\180725M1-CRV.qld

Last Altered: Thursday, July 26, 2018 10:45:37 Pacific Daylight Time
Printed: Thursday, July 26, 2018 10:47:03 Pacific Daylight Time

Name: 180725M1_2, Date: 25-Jul-2018, Time: 18:49:48, ID: ST180725M1-1 PFC CS-2 18G1910, Description: PFC CS-2 18G1910

PFOSA

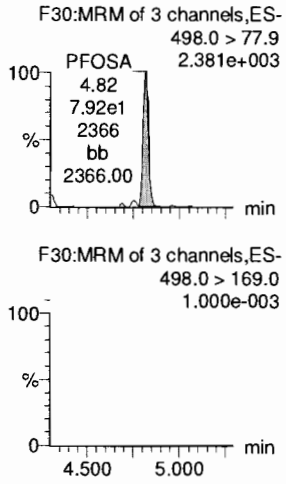

L-PFOS

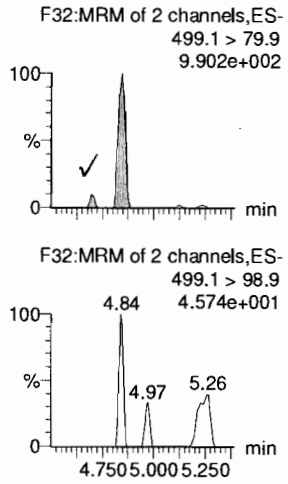

PFDA

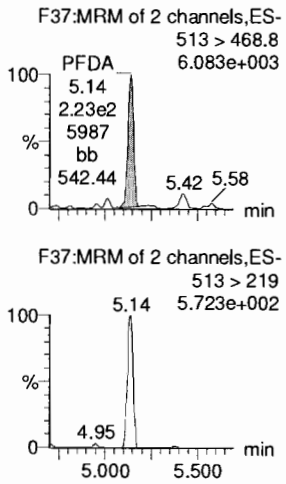

8:2 FTS

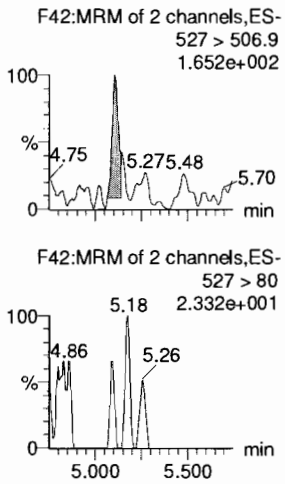

PFNS

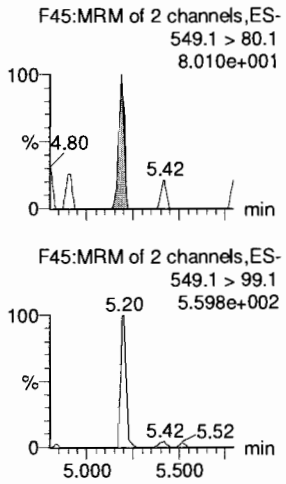

L-MeFOSAA

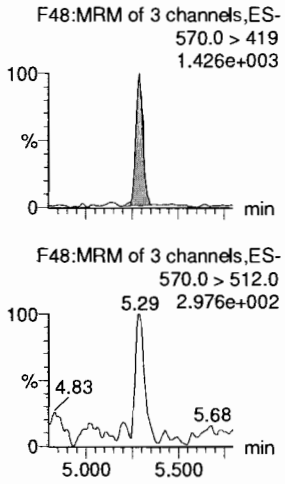

13C8-PFOSA

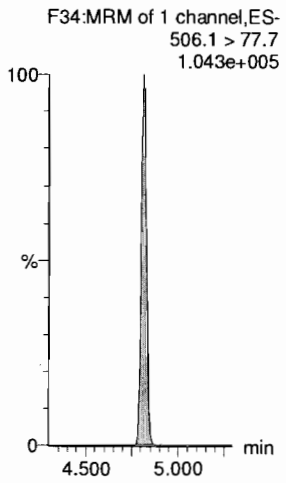

13C8-PFOS

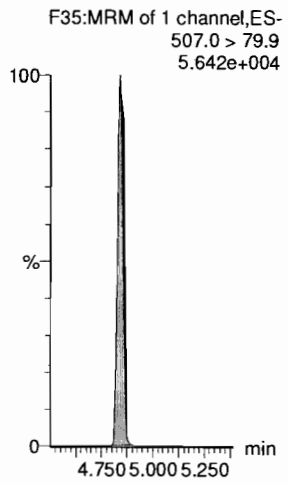

13C2-PFDA

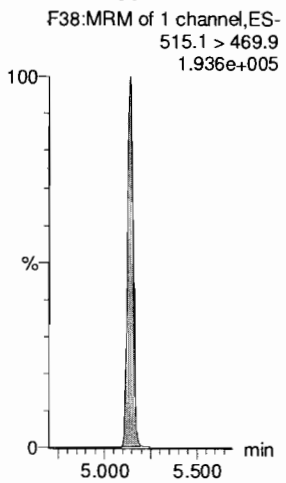

13C2-8:2 FTS

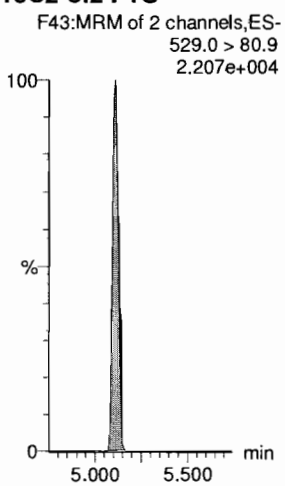

13C8-PFOS

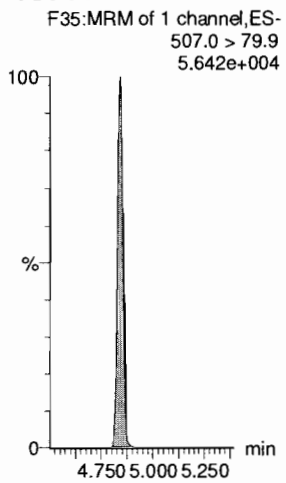

d3-N-MeFOSAA

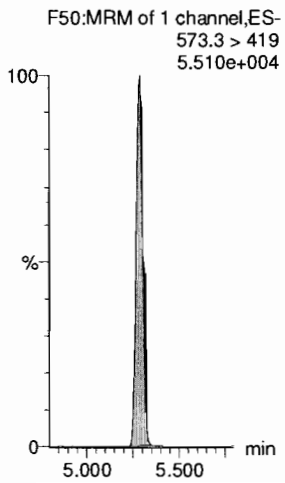

Dataset: F:\Projects\PFAS.PRO\Results\180725M1\180725M1-CRV.qld

Last Altered: Thursday, July 26, 2018 10:45:37 Pacific Daylight Time
Printed: Thursday, July 26, 2018 10:47:03 Pacific Daylight Time

Name: 180725M1_2, Date: 25-Jul-2018, Time: 18:49:48, ID: ST180725M1-1 PFC CS-2 18G1910, Description: PFC CS-2 18G1910

L-EtFOSAA

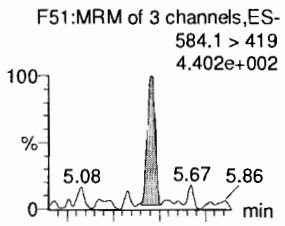

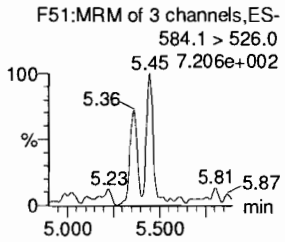

PFDoA

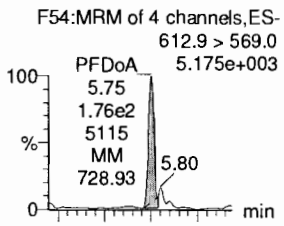

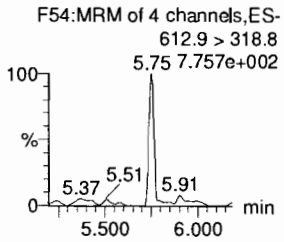

PFDS

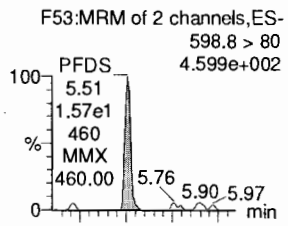

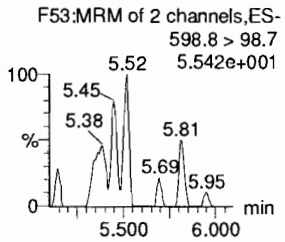

PFUdA

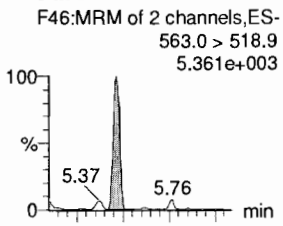

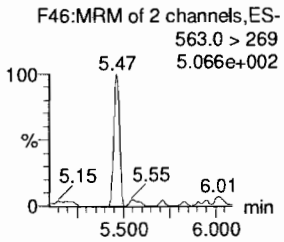

N-MeFOSA

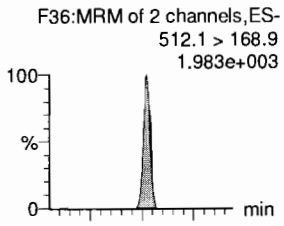

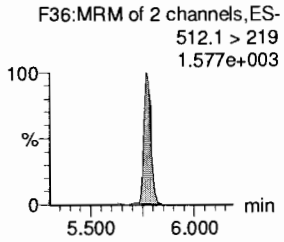

PFTrDA

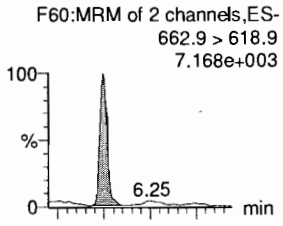

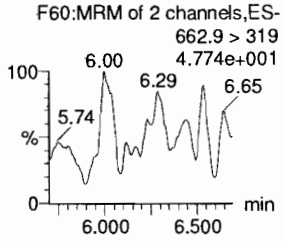

d5-N-EtFOSAA

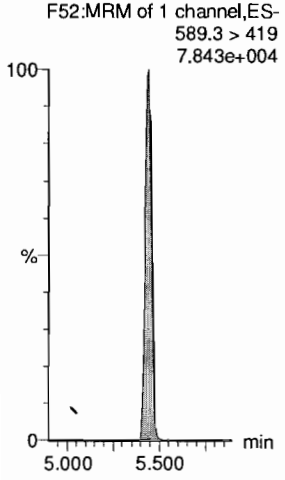

13C2-PFDoA

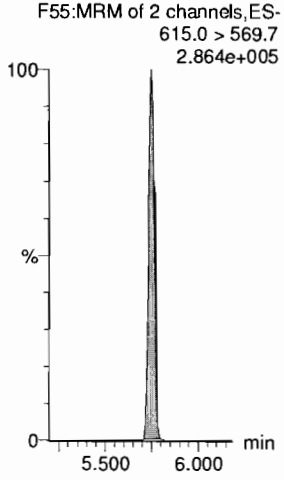

13C2-PFUdA

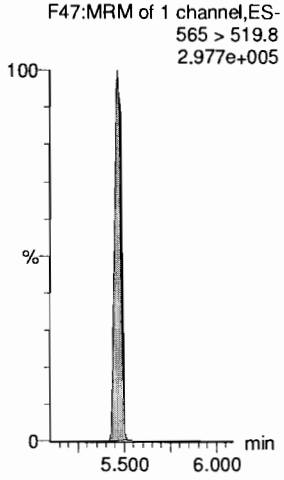

13C2-PFUdA

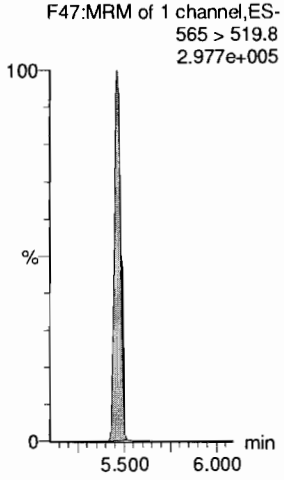

d3-N-MeFOSA

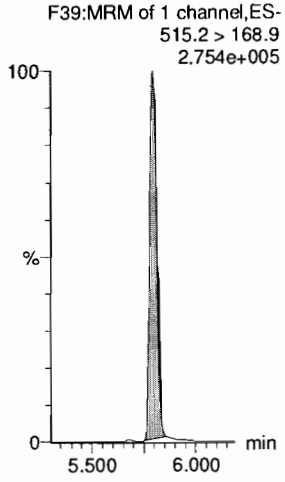

13C2-PFDoA

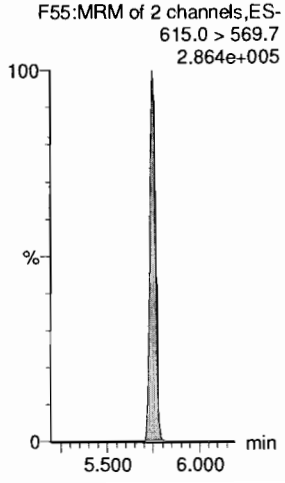

Dataset: F:\Projects\PFAS.PRO\Results\180725M1\180725M1-CRV.qld

Last Altered: Thursday, July 26, 2018 10:45:37 Pacific Daylight Time
Printed: Thursday, July 26, 2018 10:47:03 Pacific Daylight Time

Name: 180725M1_2, Date: 25-Jul-2018, Time: 18:49:48, ID: ST180725M1-1 PFC CS-2 18G1910, Description: PFC CS-2 18G1910

PFTeDA

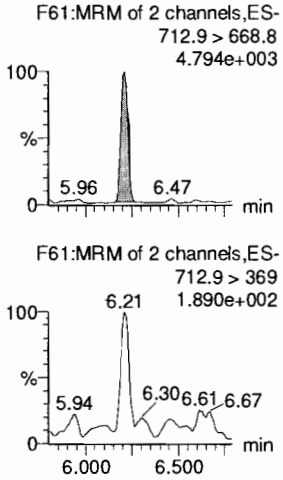

N-EtFOSA

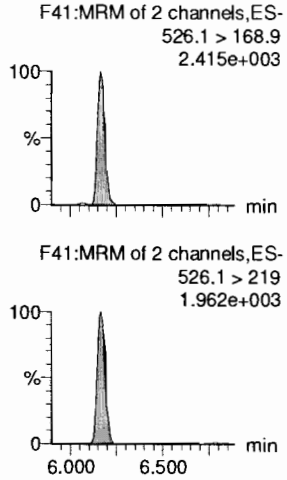

PFHxDA

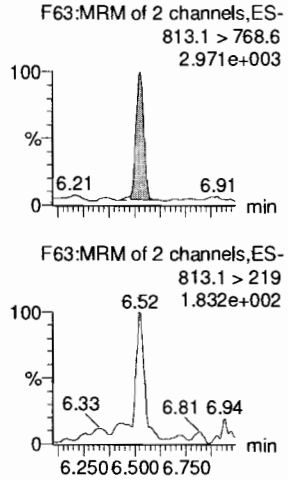

PFODA



N-MeFOSE

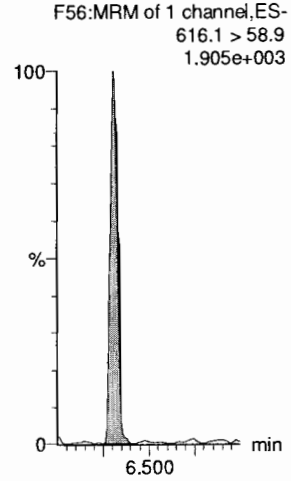

N-EtFOSE

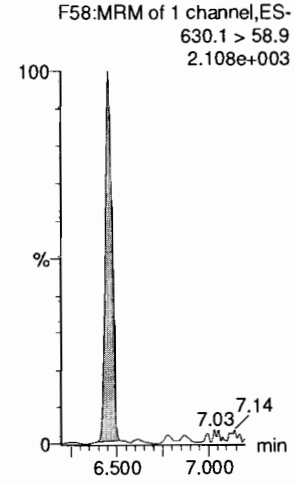

13C2-PFTeDA

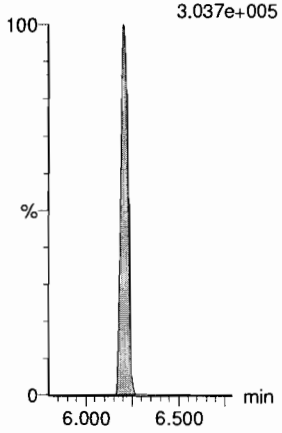

d5-N-ETFOSA

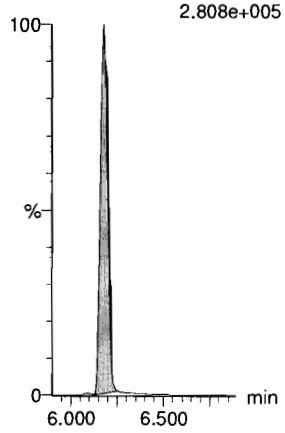

13C2-PFHxDA

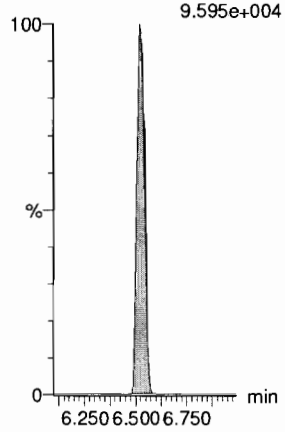

13C2-PFHxDA

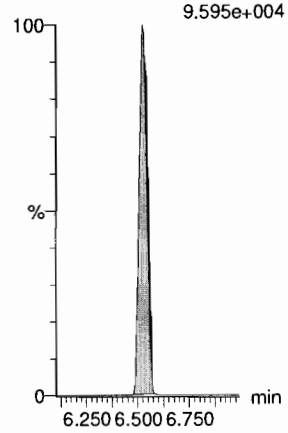

d7-N-MeFOSE

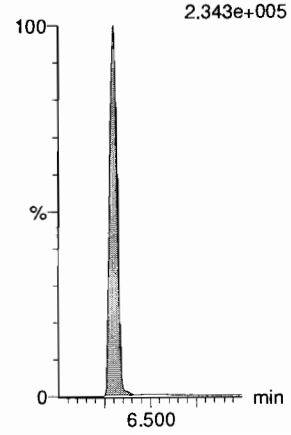

d9-N-EtFOSE

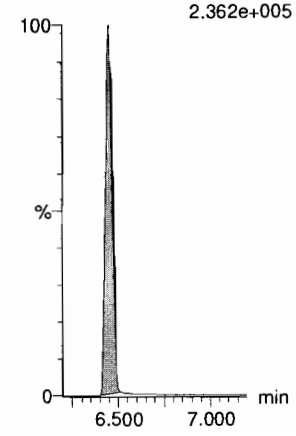

Dataset: F:\Projects\PFAS.PRO\Results\180725M1\180725M1-CRV.qld

Last Altered: Thursday, July 26, 2018 10:45:37 Pacific Daylight Time
Printed: Thursday, July 26, 2018 10:47:03 Pacific Daylight Time

Name: 180725M1_2, Date: 25-Jul-2018, Time: 18:49:48, ID: ST180725M1-1 PFC CS-2 18G1910, Description: PFC CS-2 18G1910

13C4-PFBA

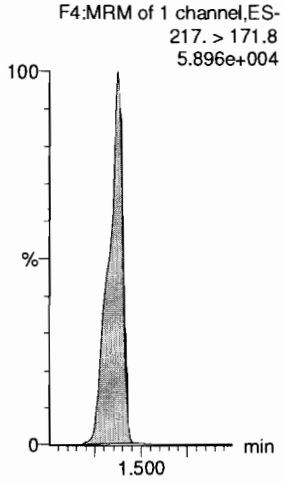

13C5-PFHxA

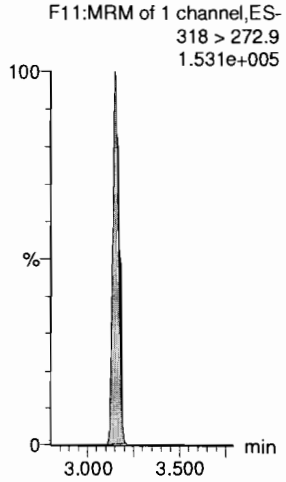

13C3-PFHxS

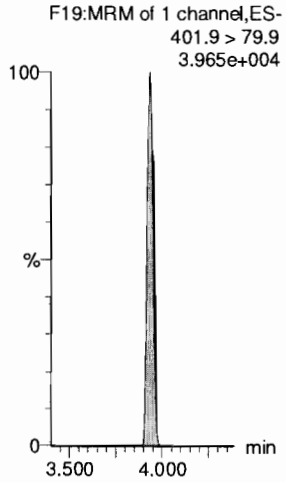

13C8-PFOA

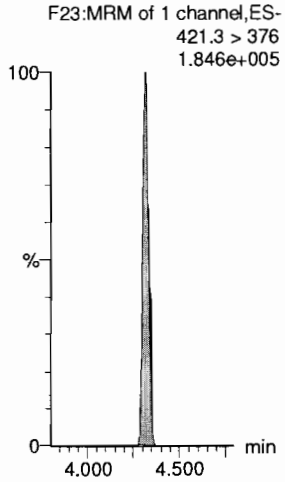

13C9-PFNA

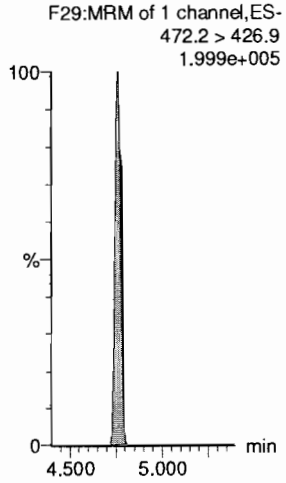

13C4-PFOS

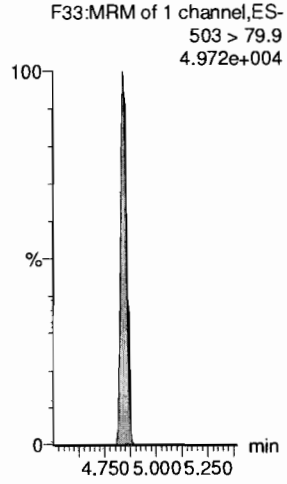

13C6-PFDA

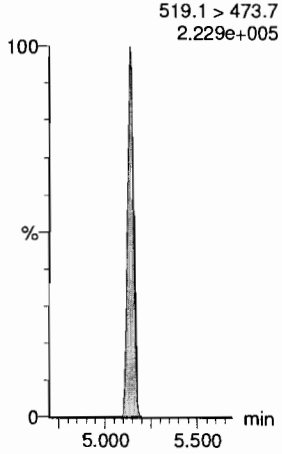

13C7-PFUdA

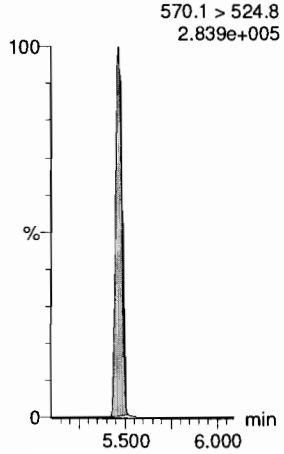

Dataset: F:\Projects\PFAS.PRO\Results\180725M1\180725M1-CRV.qld

Last Altered: Thursday, July 26, 2018 10:45:37 Pacific Daylight Time
Printed: Thursday, July 26, 2018 10:47:03 Pacific Daylight Time

Name: 180725M1_3, Date: 25-Jul-2018, Time: 19:00:10, ID: ST180725M1-2 PFC CS-1 18G1911, Description: PFC CS-1 18G1911

PFBA

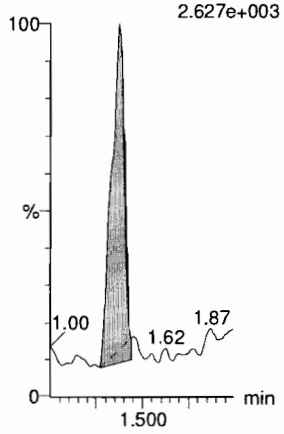

PFPeA

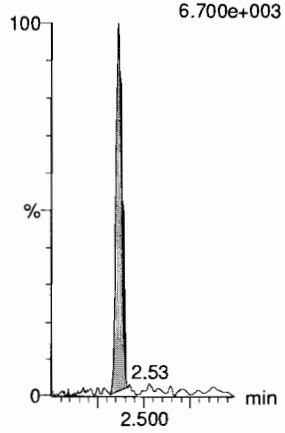

PFBS

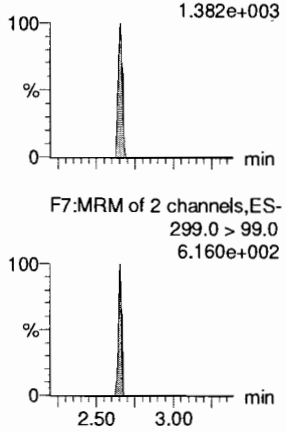

4:2 FTS

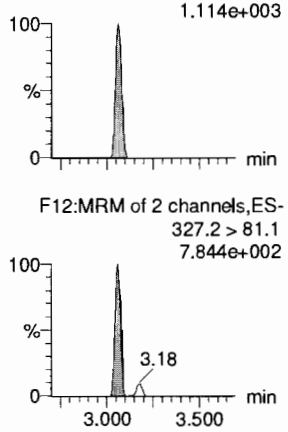

PFHxA

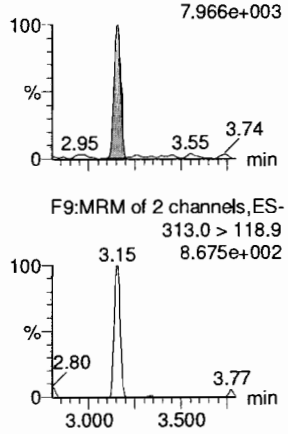

PFPeS

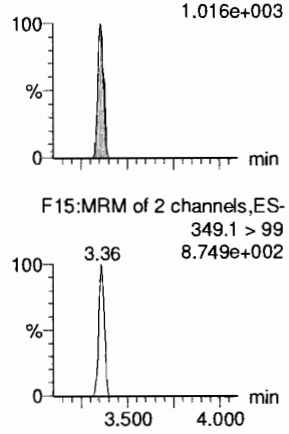

13C3-PFBA

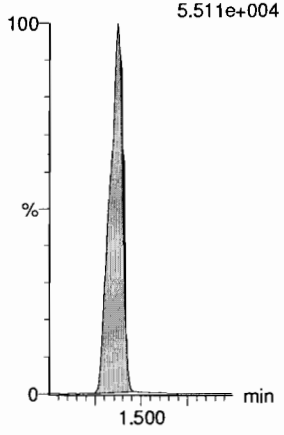

13C3-PFPeA

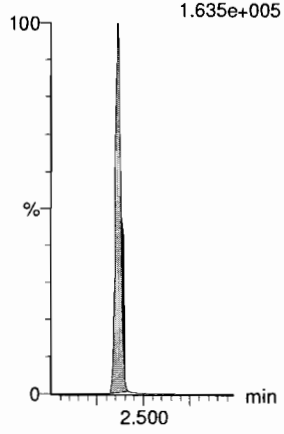

13C3-PFBS

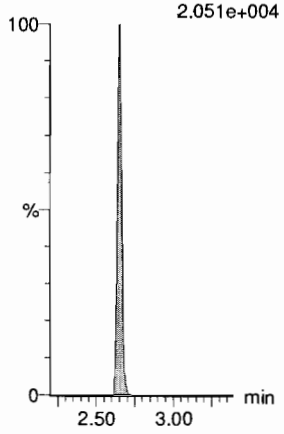

13C2-4:2 FTS

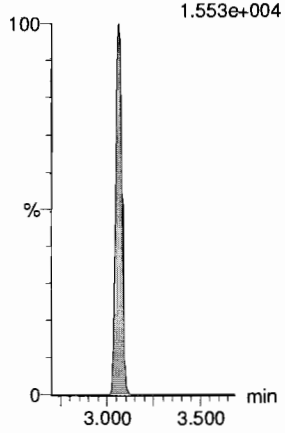

13C2-PFHxA

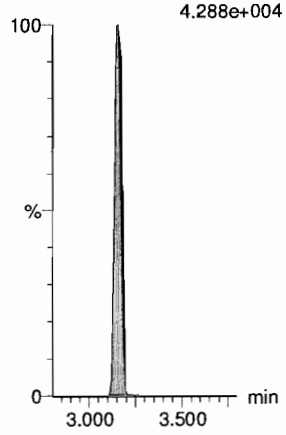

13C3-PFBS

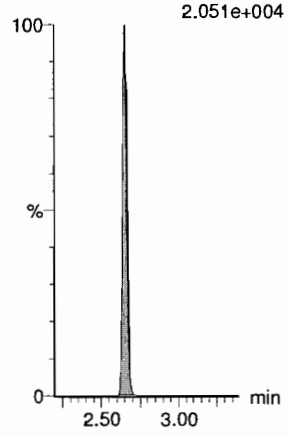

Dataset: F:\Projects\PFAS.PRO\Results\180725M1\180725M1-CRV.qld

Last Altered: Thursday, July 26, 2018 10:45:37 Pacific Daylight Time
Printed: Thursday, July 26, 2018 10:47:03 Pacific Daylight Time

Name: 180725M1_3, Date: 25-Jul-2018, Time: 19:00:10, ID: ST180725M1-2 PFC CS-1 18G1911, Description: PFC CS-1 18G1911

6:2 FTS

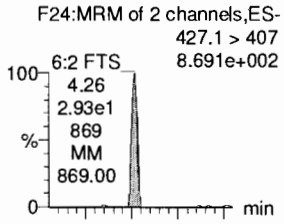

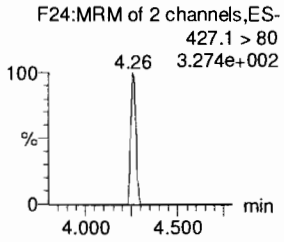

PFHpA

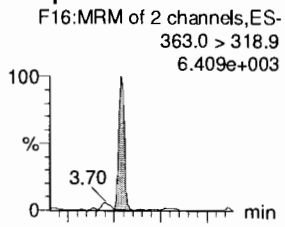

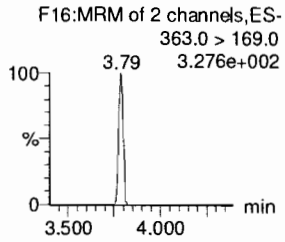

L-PFHxS

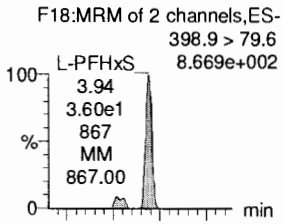

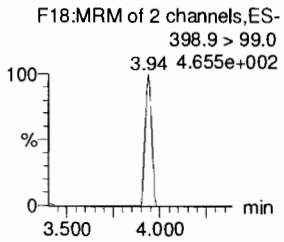

L-PFOA

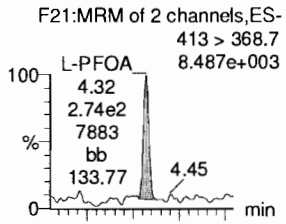

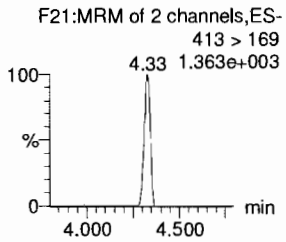

PFHpS

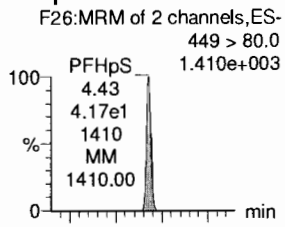

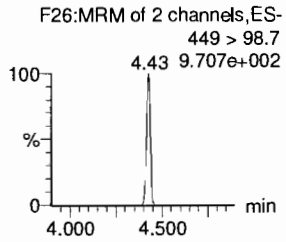

PFNA

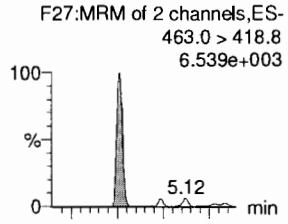

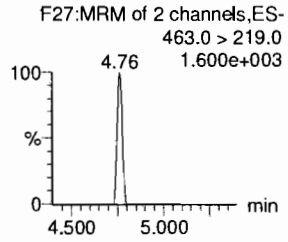

13C2-6:2 FTS

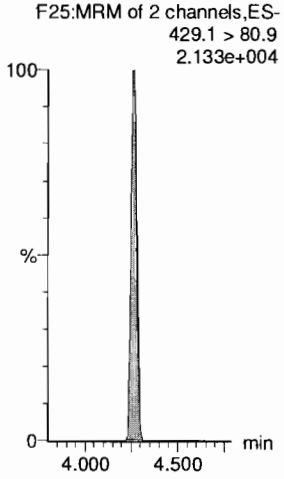

13C4-PFHpA

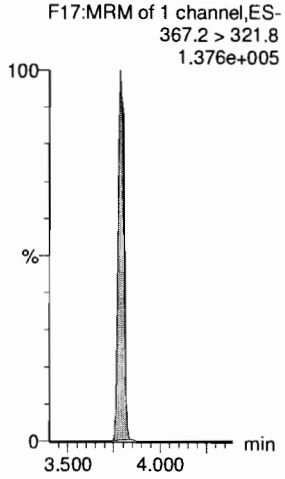

18O2-PFHxS

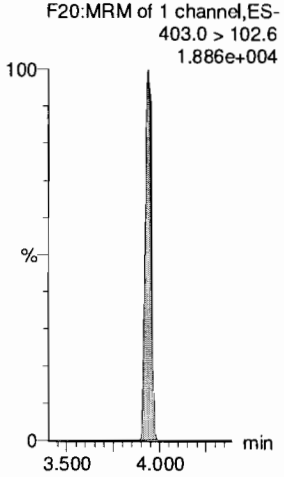

13C2-PFOA

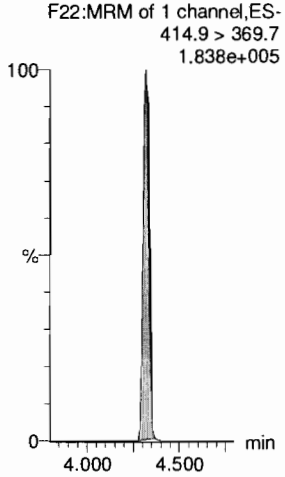

13C8-PFOS

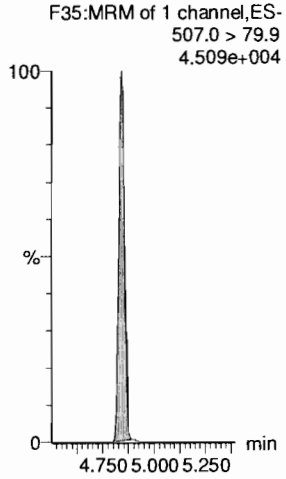

13C5-PFNA

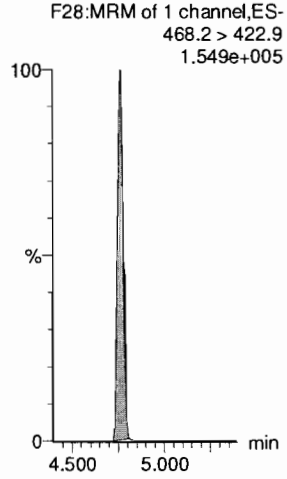

Dataset: F:\Projects\PFAS.PRO\Results\180725M1\180725M1-CRV.qld

Last Altered: Thursday, July 26, 2018 10:45:37 Pacific Daylight Time
Printed: Thursday, July 26, 2018 10:47:03 Pacific Daylight Time

Name: 180725M1_3, Date: 25-Jul-2018, Time: 19:00:10, ID: ST180725M1-2 PFC CS-1 18G1911, Description: PFC CS-1 18G1911

PFOSA

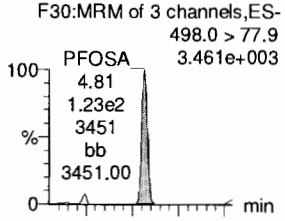

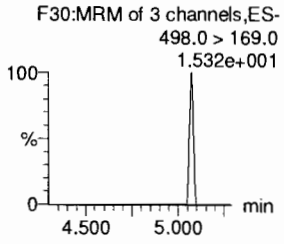

L-PFOS

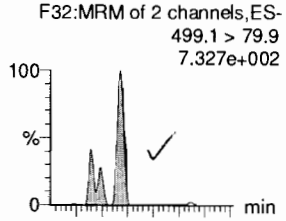

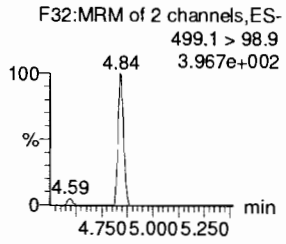

PFDA

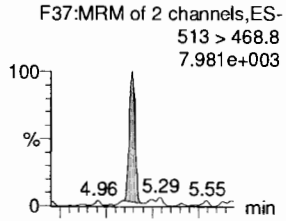

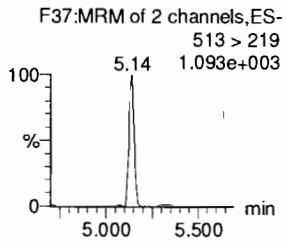

8:2 FTS

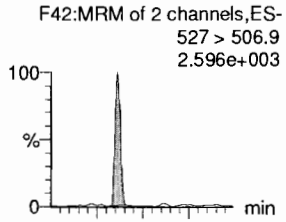

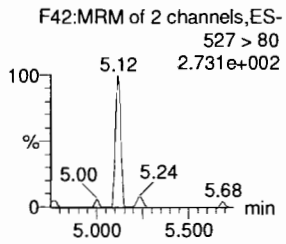

PFNS

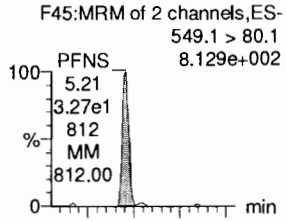

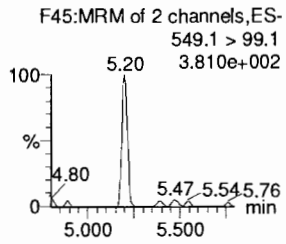

L-MeFOSAA

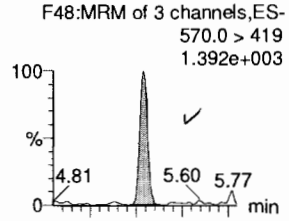

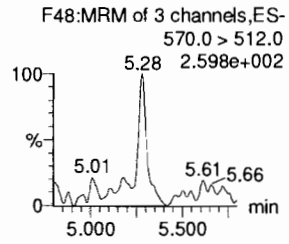

13C8-PFOSA

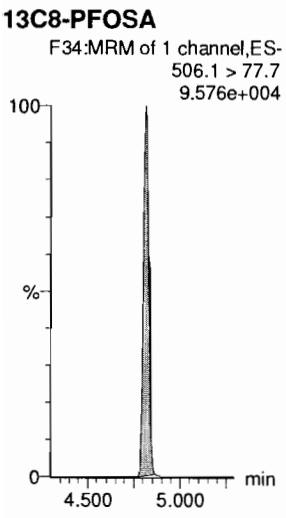

13C8-PFOS

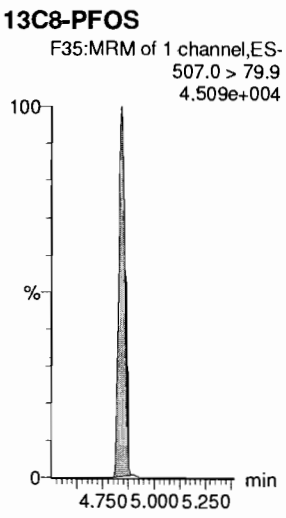

13C2-PFDA

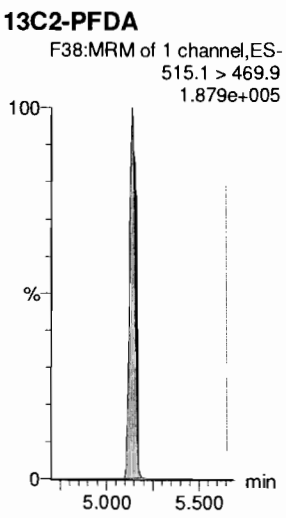

13C2-8:2 FTS

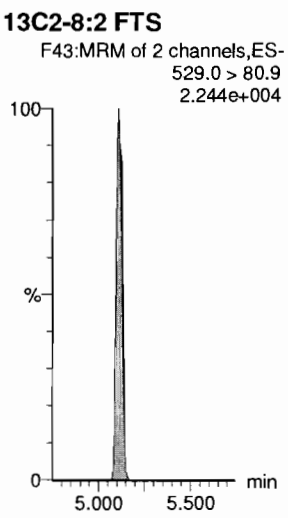

13C8-PFOS



d3-N-MeFOSAA

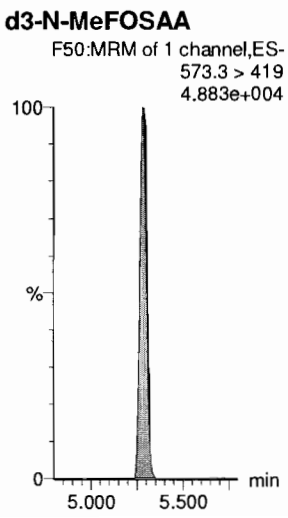

Dataset: F:\Projects\PFAS.PRO\Results\180725M1\180725M1-CRV.qld

Last Altered: Thursday, July 26, 2018 10:45:37 Pacific Daylight Time
Printed: Thursday, July 26, 2018 10:47:03 Pacific Daylight Time

Name: 180725M1_3, Date: 25-Jul-2018, Time: 19:00:10, ID: ST180725M1-2 PFC CS-1 18G1911, Description: PFC CS-1 18G1911

L-EtFOSAA

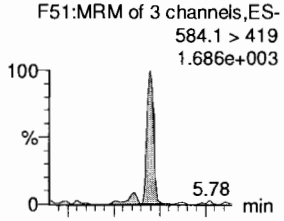

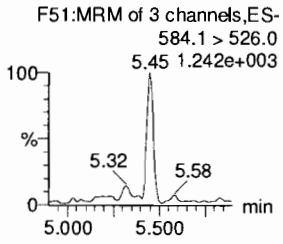

PFDoA

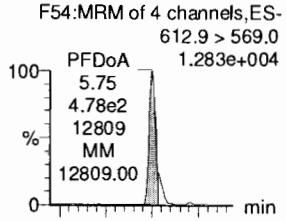

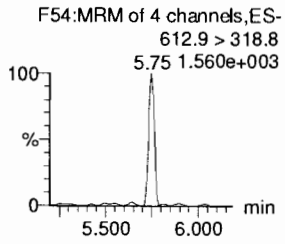

PFDS

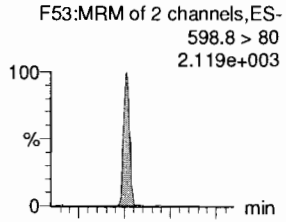

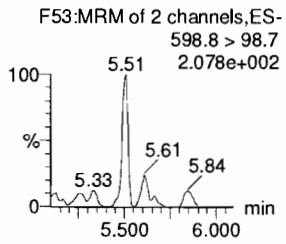

PFUdA

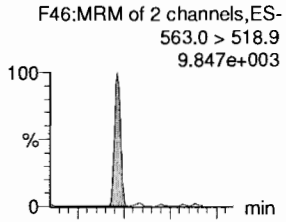

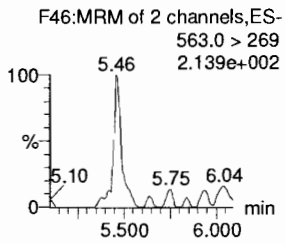

N-MeFOSA

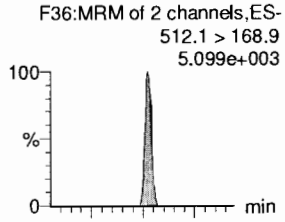

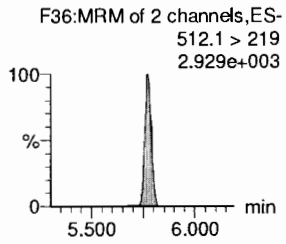

PFTrDA

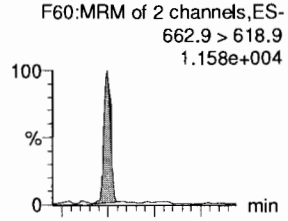

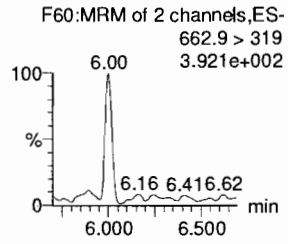

d5-N-EtFOSAA

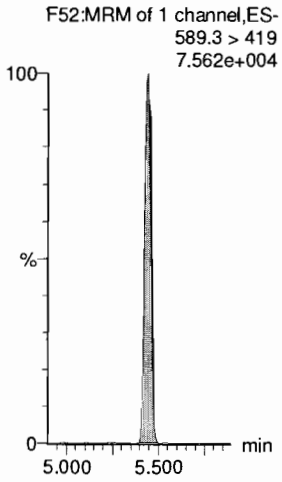

13C2-PFDoA

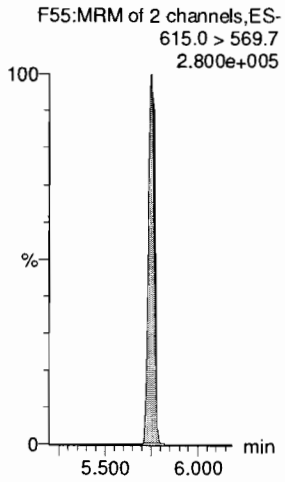

13C2-PFUdA

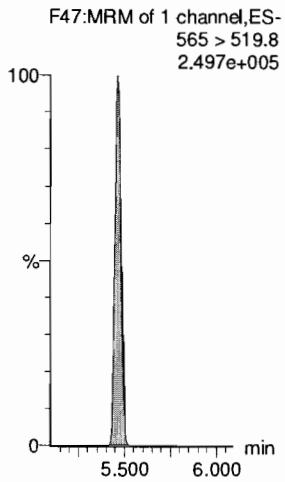

13C2-PFUdA

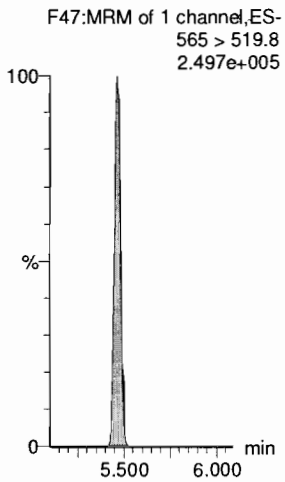

d3-N-MeFOSA

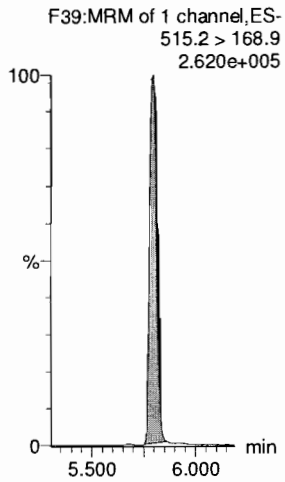

13C2-PFDoA

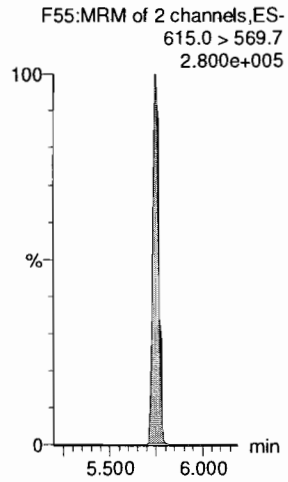

Dataset: F:\Projects\PFAS.PRO\Results\180725M1\180725M1-CRV.qld

Last Altered: Thursday, July 26, 2018 10:45:37 Pacific Daylight Time
Printed: Thursday, July 26, 2018 10:47:03 Pacific Daylight Time

Name: 180725M1_3, Date: 25-Jul-2018, Time: 19:00:10, ID: ST180725M1-2 PFC CS-1 18G1911, Description: PFC CS-1 18G1911

PFTeDA

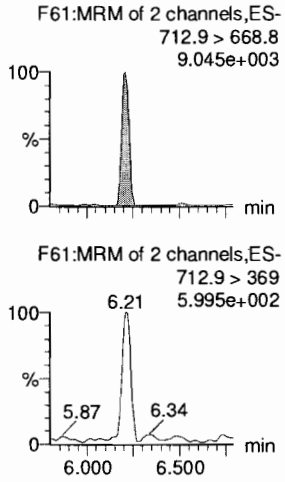

N-EtFOSA

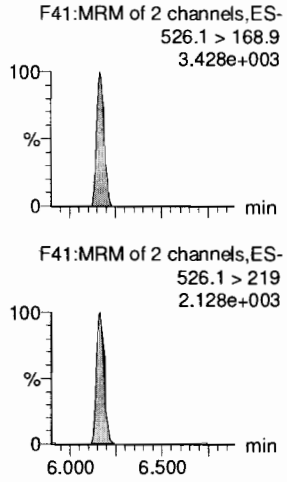

PFHxDA

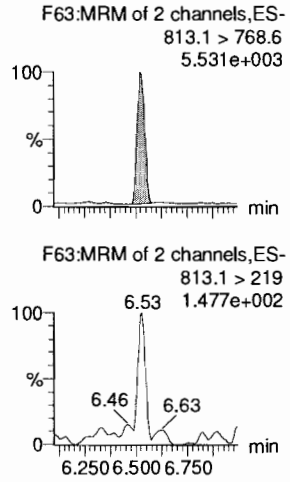

PFODA

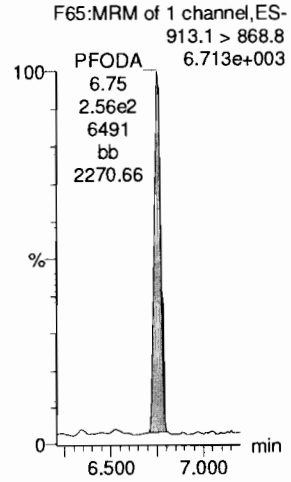

N-MeFOSE



N-EtFOSE

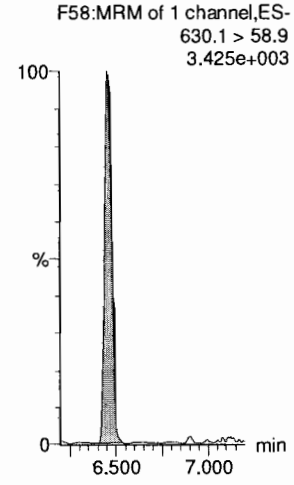

13C2-PFTeDA

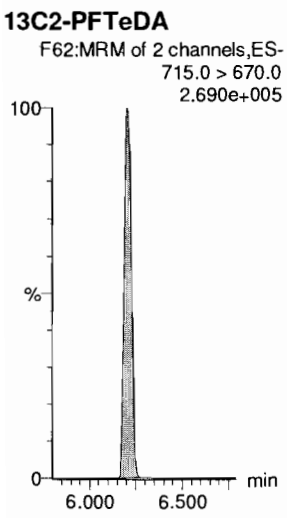

d5-N-ETFOSA

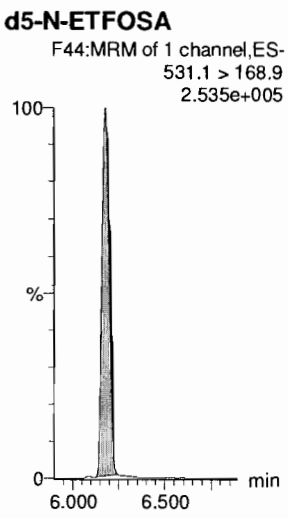

13C2-PFHxDA



13C2-PFHxDA

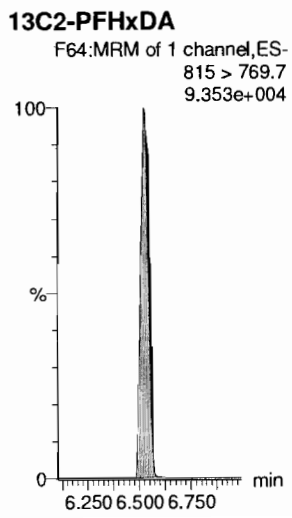

d7-N-MeFOSE

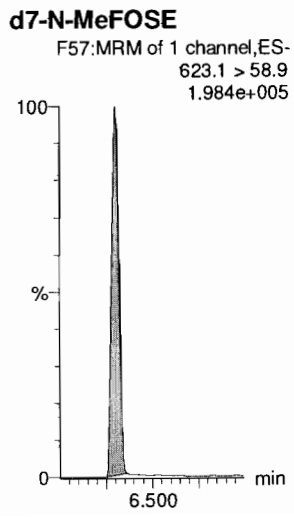

d9-N-EtFOSE

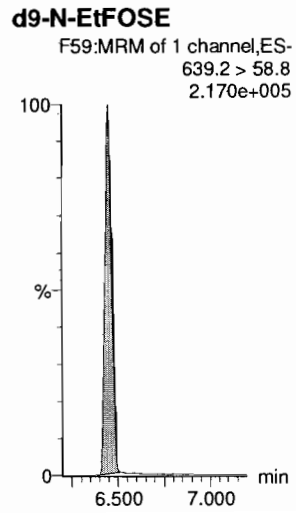

Dataset: F:\Projects\PFAS.PRO\Results\180725M1\180725M1-CRV.qld

Last Altered: Thursday, July 26, 2018 10:45:37 Pacific Daylight Time
Printed: Thursday, July 26, 2018 10:47:03 Pacific Daylight Time

Name: 180725M1_3, Date: 25-Jul-2018, Time: 19:00:10, ID: ST180725M1-2 PFC CS-1 18G1911, Description: PFC CS-1 18G1911

13C4-PFBA

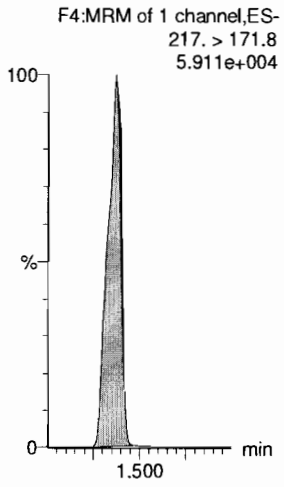

13C5-PFHxA

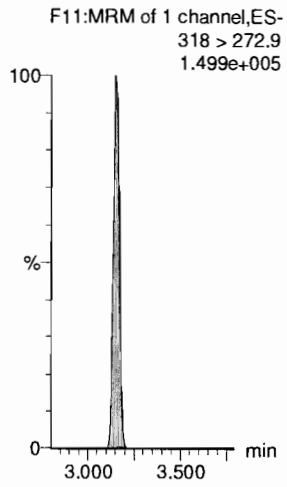

13C3-PFHxS

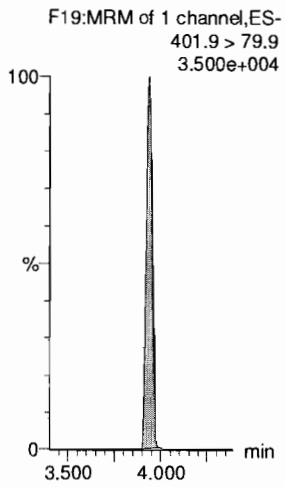

13C8-PFOA

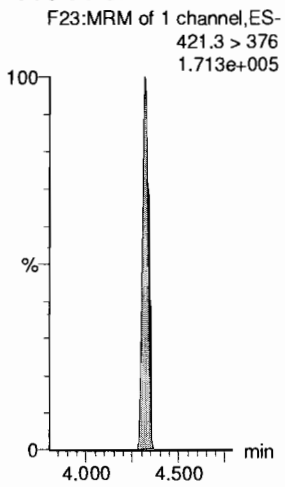

13C9-PFNA

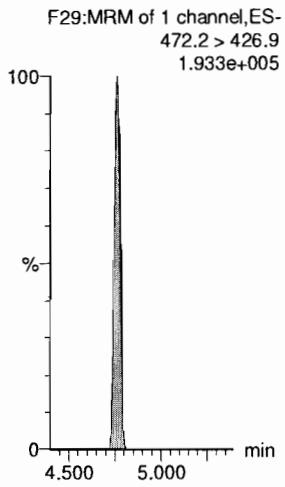

13C4-PFOS

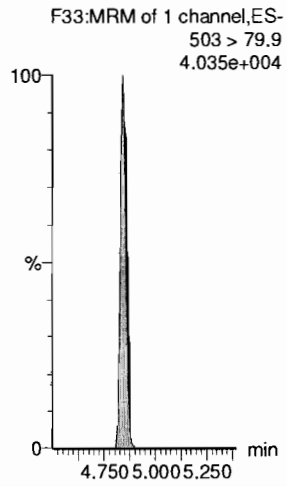

13C6-PFDA

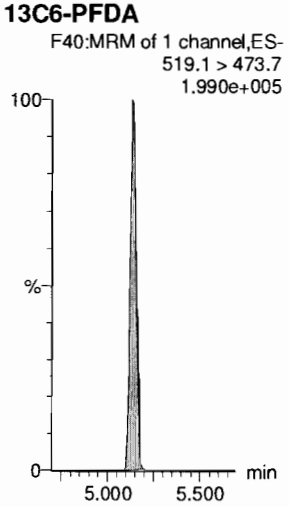

13C7-PFUdA

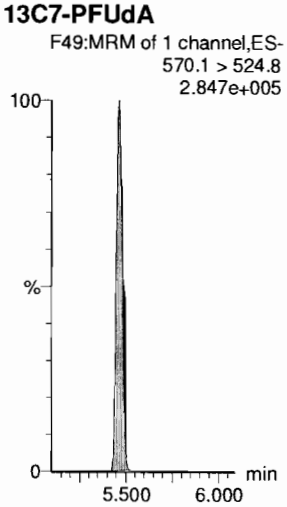

Dataset: F:\Projects\PFAS.PRO\Results\180725M1\180725M1-CRV.qld

Last Altered: Thursday, July 26, 2018 10:45:37 Pacific Daylight Time
Printed: Thursday, July 26, 2018 10:47:03 Pacific Daylight Time

Name: 180725M1_4, Date: 25-Jul-2018, Time: 19:10:41, ID: ST180725M1-3 PFC CS0 18G1912, Description: PFC CS0 18G1912

PFBA
F2:MRM of 1 channel,ES-
213.0 > 168.8
5.068e+003

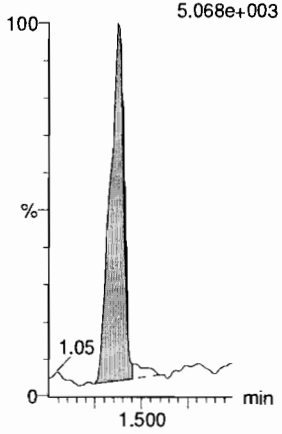

PFPeA
F5:MRM of 1 channel,ES-
263.1 > 218.9
1.316e+004

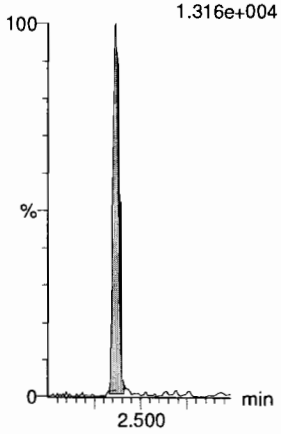

PFBS
F7:MRM of 2 channels,ES-
299.0 > 79.7
2.637e+003

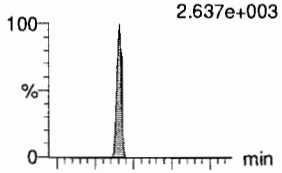

F7:MRM of 2 channels,ES-
299.0 > 99.0
1.405e+003

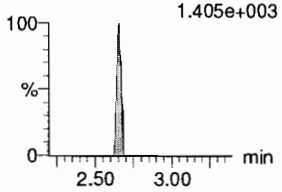

4:2 FTS
F12:MRM of 2 channels,ES-
327.2 > 307.2
1.847e+003

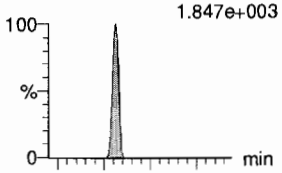

F12:MRM of 2 channels,ES-
327.2 > 81.1
1.352e+003

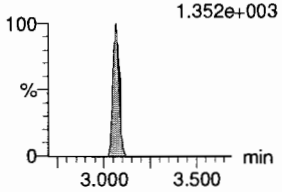

PFHxA
F9:MRM of 2 channels,ES-
313.0 > 269.0
1.593e+004

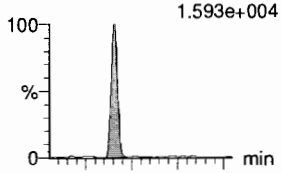

F9:MRM of 2 channels,ES-
313.0 > 118.9
6.379e+002

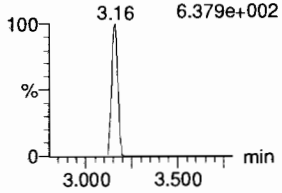

PFPeS
F15:MRM of 2 channels,ES-
349.1 > 80.1
2.529e+003

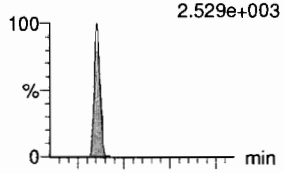

F15:MRM of 2 channels,ES-
349.1 > 99
3.943e+002

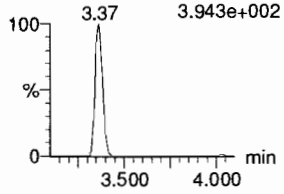

13C3-PFBA
F3:MRM of 1 channel,ES-
216.1 > 171.8
5.462e+004

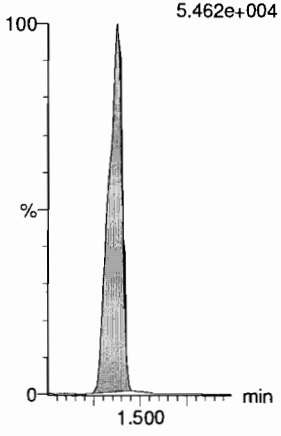

13C3-PFPeA
F6:MRM of 1 channel,ES-
266. > 221.8
1.641e+005

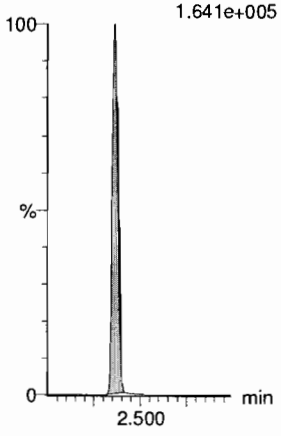

13C3-PFBS
F8:MRM of 1 channel,ES-
302. > 98.8
2.264e+004

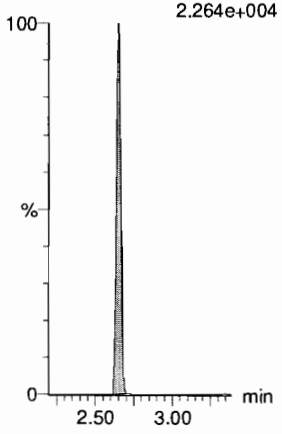

13C2-4:2 FTS
F13:MRM of 2 channels,ES-
329.0 > 80.9
1.589e+004

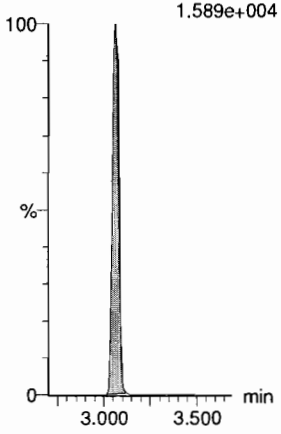

13C2-PFHxA
F10:MRM of 1 channel,ES-
315 > 269.8
4.494e+004

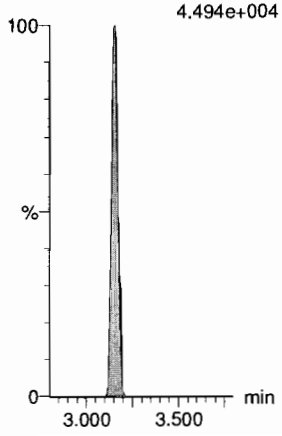

13C3-PFBS
F8:MRM of 1 channel,ES-
302. > 98.8
2.264e+004



Dataset: F:\Projects\PFAS.PRO\Results\180725M1\180725M1-CRV.qld

Last Altered: Thursday, July 26, 2018 10:45:37 Pacific Daylight Time
Printed: Thursday, July 26, 2018 10:47:03 Pacific Daylight Time

Name: 180725M1_4, Date: 25-Jul-2018, Time: 19:10:41, ID: ST180725M1-3 PFC CS0 18G1912, Description: PFC CS0 18G1912

6:2 FTS

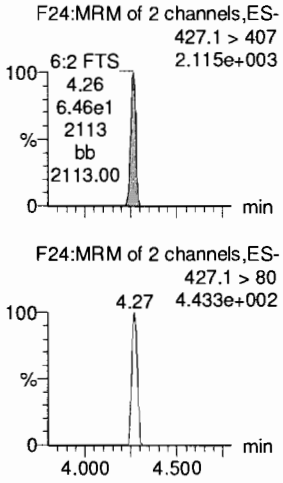

PFHpA

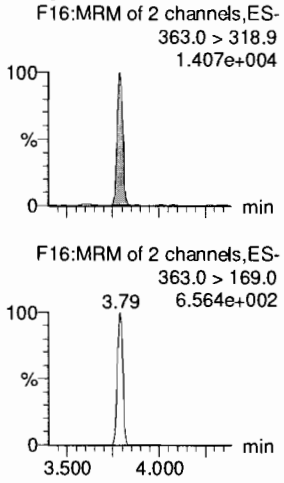

L-PFHxS

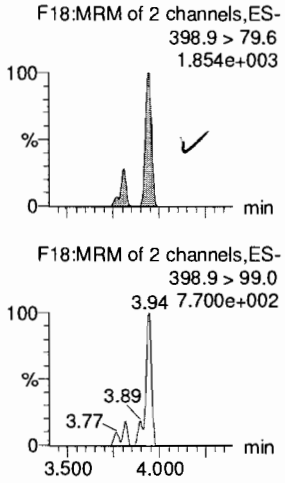

L-PFOA

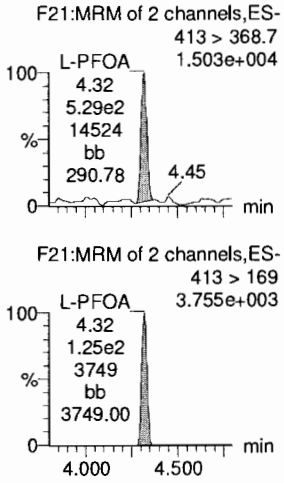

PFHpS

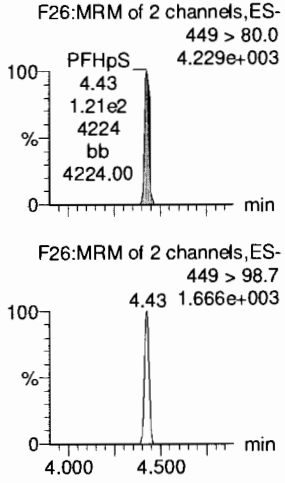

PFNA

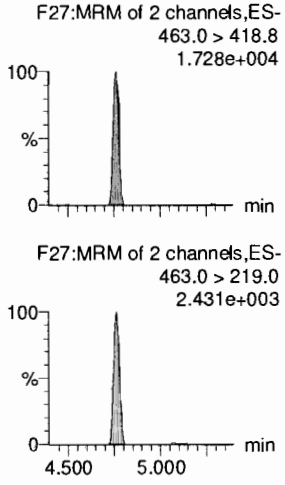

13C2-6:2 FTS

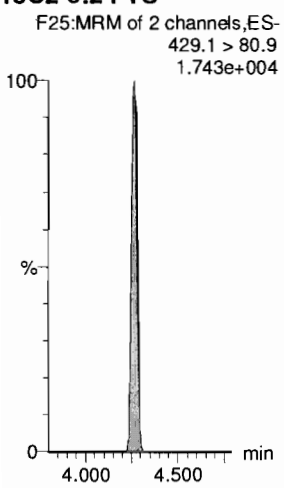

13C4-PFHpA

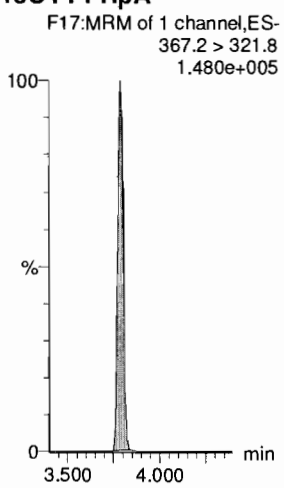

18O2-PFHxS

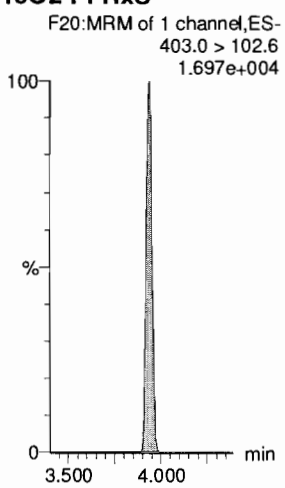

13C2-PFOA

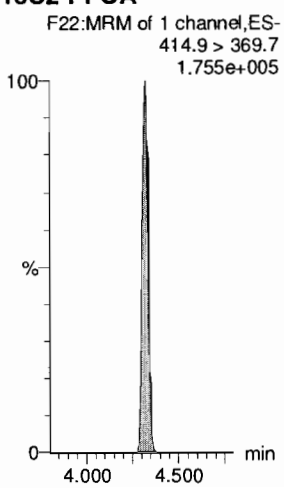

13C8-PFOS

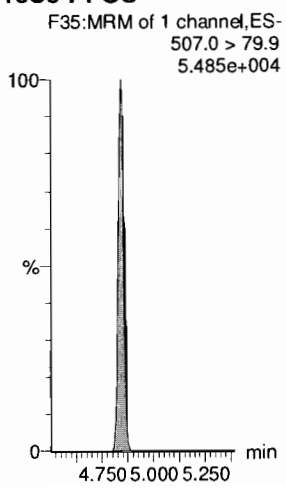

13C5-PFNA

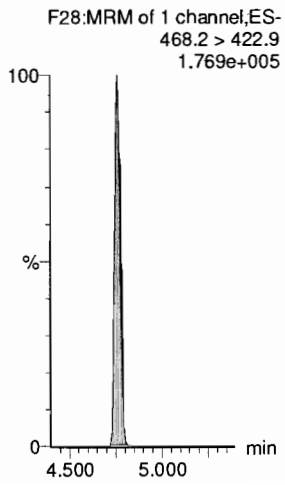

Dataset: F:\Projects\PFAS.PRO\Results\180725M1\180725M1-CRV.qld

Last Altered: Thursday, July 26, 2018 10:45:37 Pacific Daylight Time
Printed: Thursday, July 26, 2018 10:47:03 Pacific Daylight Time

Name: 180725M1_4, Date: 25-Jul-2018, Time: 19:10:41, ID: ST180725M1-3 PFC CS0 18G1912, Description: PFC CS0 18G1912

PFOSA

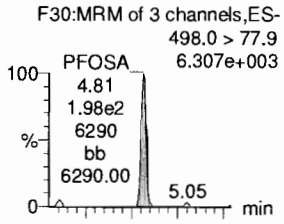

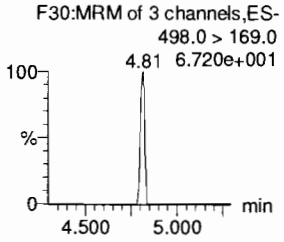

L-PFOS

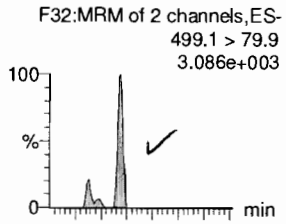

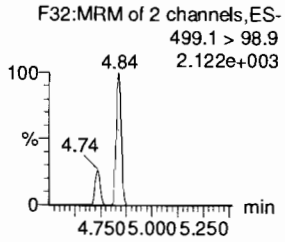

PFDA

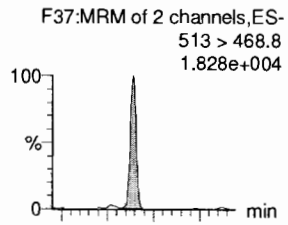

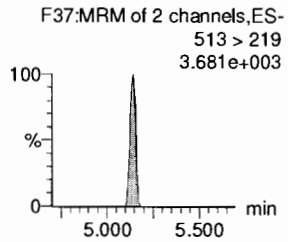

8:2 FTS

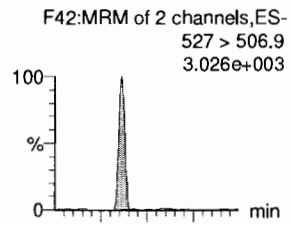

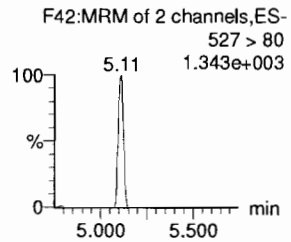

PFNS

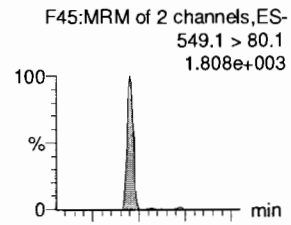

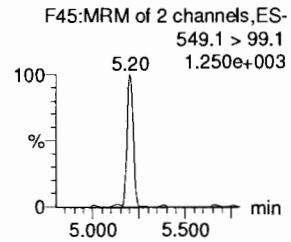

L-MeFOSAA

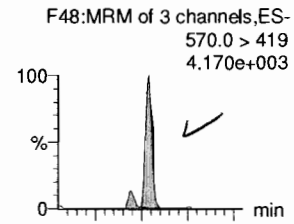

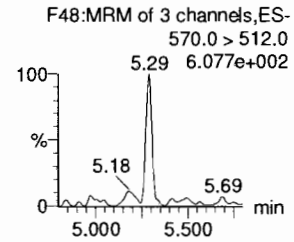

13C8-PFOSA

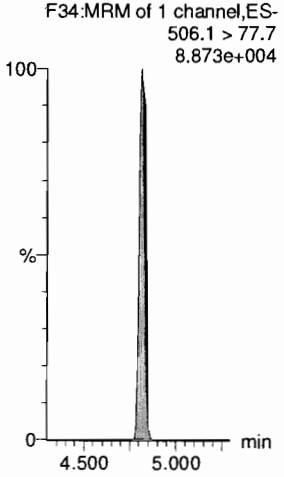

13C8-PFOS

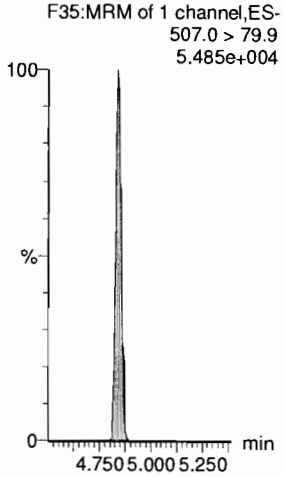

13C2-PFDA

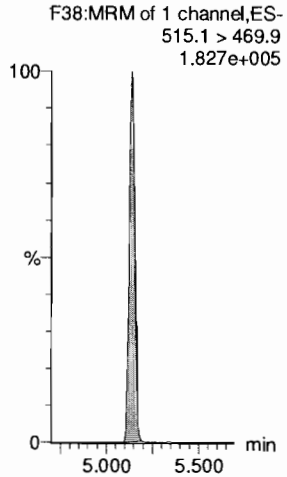

13C2-8:2 FTS

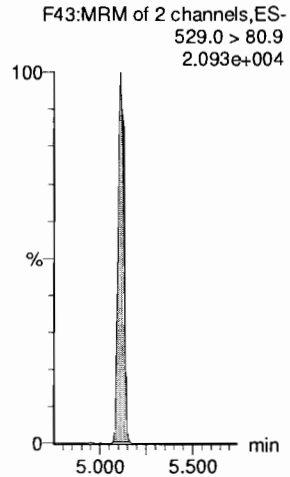

13C8-PFOS

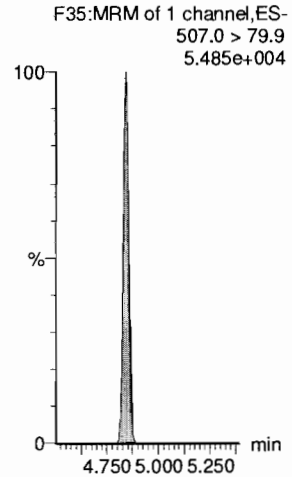

d3-N-MeFOSAA

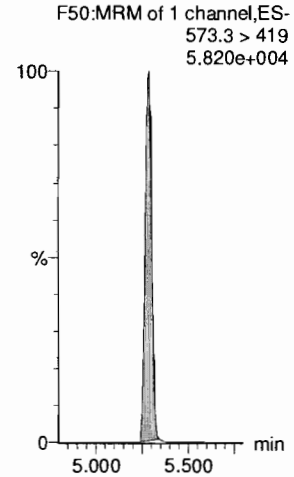

Dataset: F:\Projects\PFAS.PRO\Results\180725M1\180725M1-CRV.qld

Last Altered: Thursday, July 26, 2018 10:45:37 Pacific Daylight Time
Printed: Thursday, July 26, 2018 10:47:03 Pacific Daylight Time

Name: 180725M1_4, Date: 25-Jul-2018, Time: 19:10:41, ID: ST180725M1-3 PFC CS0 18G1912, Description: PFC CS0 18G1912

L-EtFOSAA

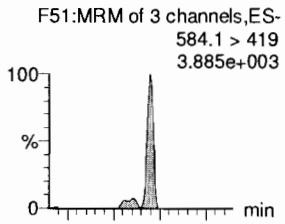

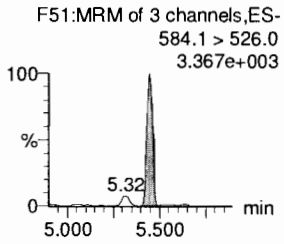

PFDoA

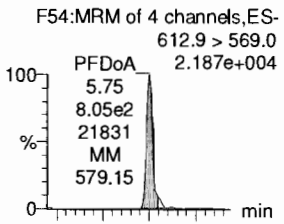

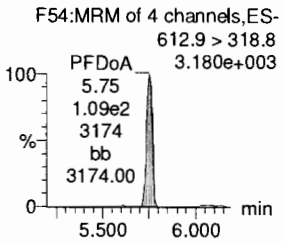

PFDS

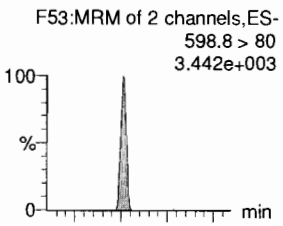

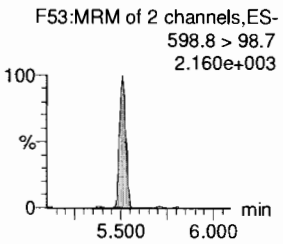

PFUdA

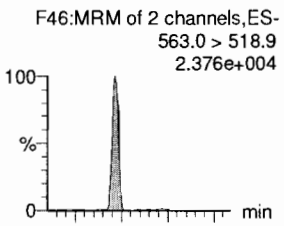

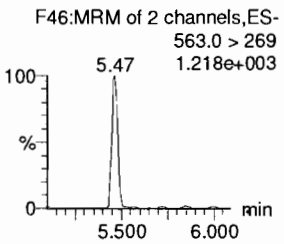

N-MeFOSA

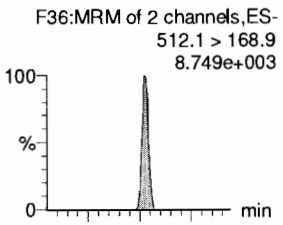

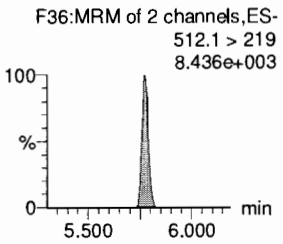

PFTrDA

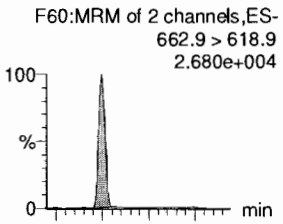

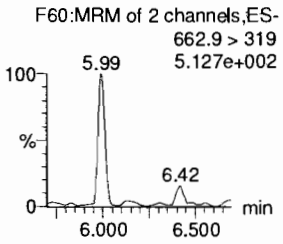

d5-N-EtFOSAA

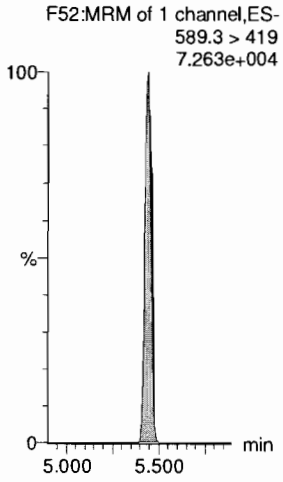

13C2-PFDoA

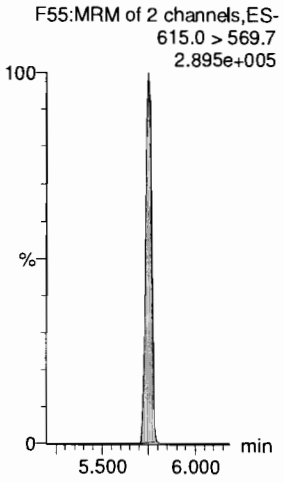

13C2-PFUdA

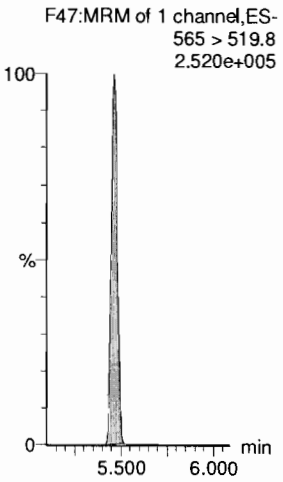

13C2-PFUdA

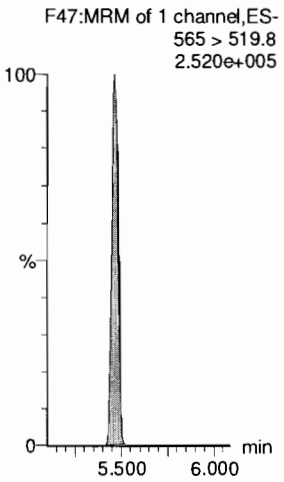

d3-N-MeFOSA

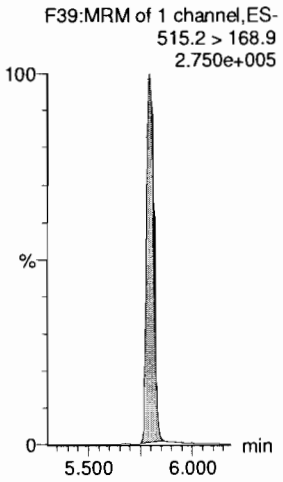

13C2-PFDoA

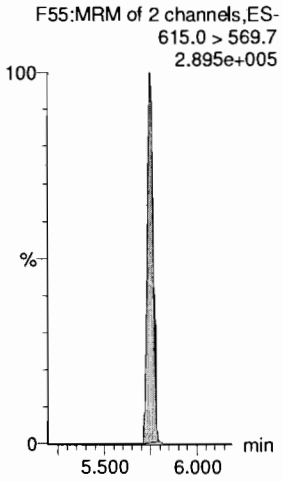

Dataset: F:\Projects\PFAS.PRO\Results\180725M1\180725M1-CRV.qld

Last Altered: Thursday, July 26, 2018 10:45:37 Pacific Daylight Time
Printed: Thursday, July 26, 2018 10:47:03 Pacific Daylight Time

Name: 180725M1_4, Date: 25-Jul-2018, Time: 19:10:41, ID: ST180725M1-3 PFC CS0 18G1912, Description: PFC CS0 18G1912

PFTeDA

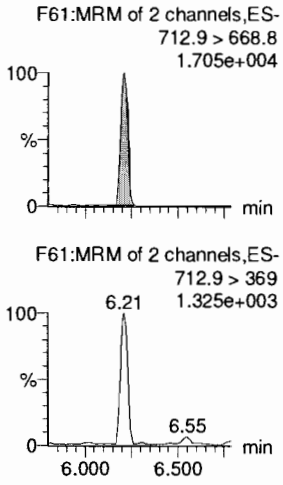

N-EtFOSA

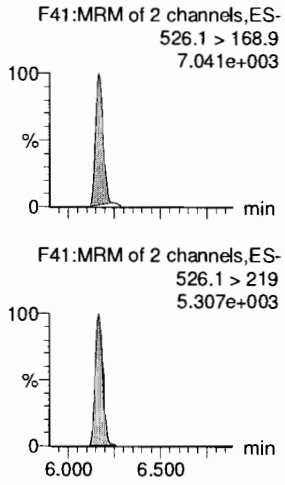

PFHxDA

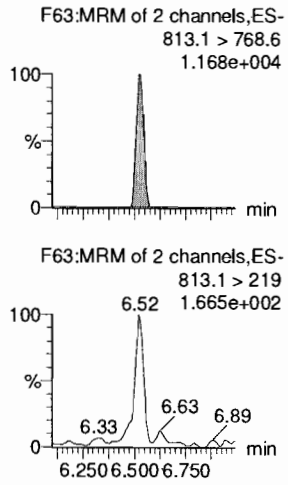

PFODA



N-MeFOSE

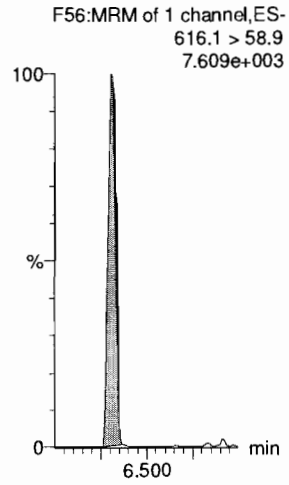

N-EtFOSE

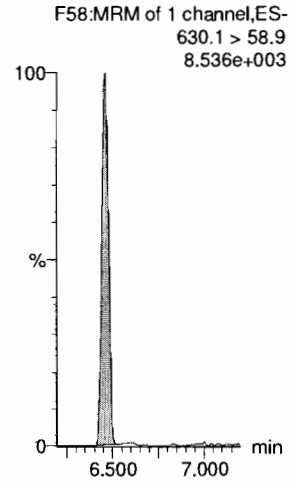

13C2-PFTeDA

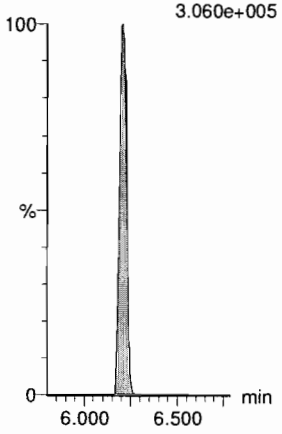

d5-N-ETFOSA

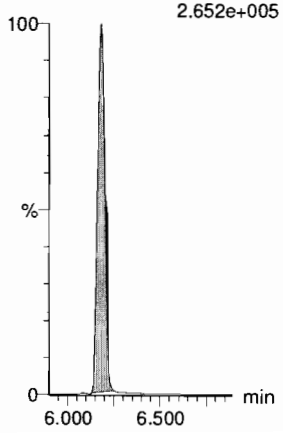

13C2-PFHxDA

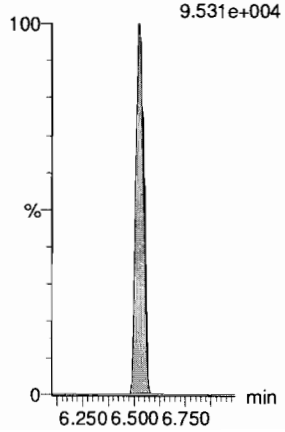

13C2-PFHxDA

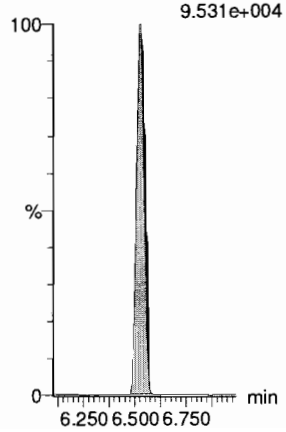

d7-N-MeFOSE

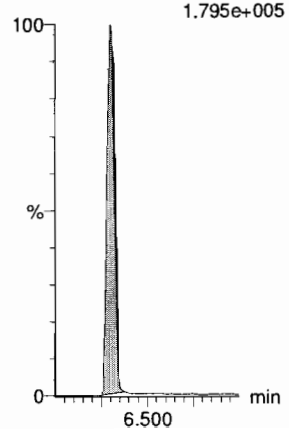

d9-N-EtFOSE

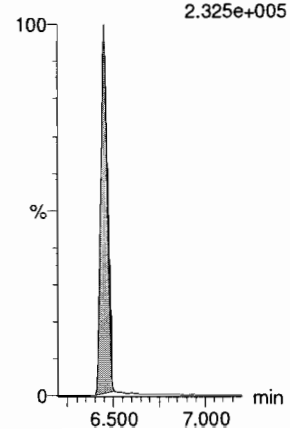

Dataset: F:\Projects\PFAS.PRO\Results\180725M1\180725M1-CRV.qld

Last Altered: Thursday, July 26, 2018 10:45:37 Pacific Daylight Time
Printed: Thursday, July 26, 2018 10:47:03 Pacific Daylight Time

Name: 180725M1_4, Date: 25-Jul-2018, Time: 19:10:41, ID: ST180725M1-3 PFC CS0 18G1912, Description: PFC CS0 18G1912

13C4-PFBA

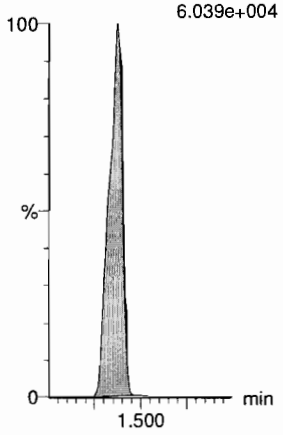

13C5-PFHxA

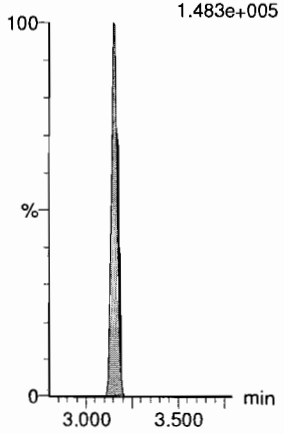

13C3-PFHxS

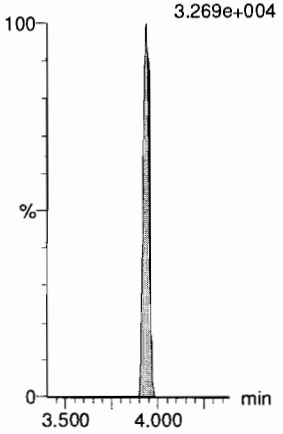

13C8-PFOA

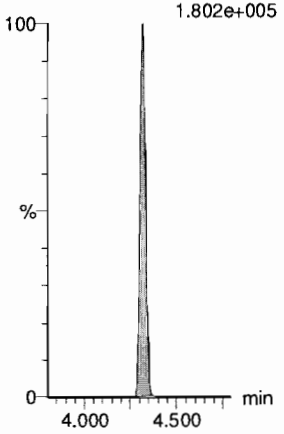

13C9-PFNA

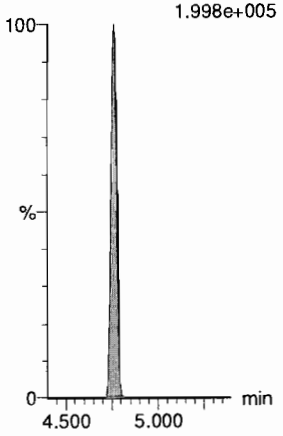

13C4-PFOS

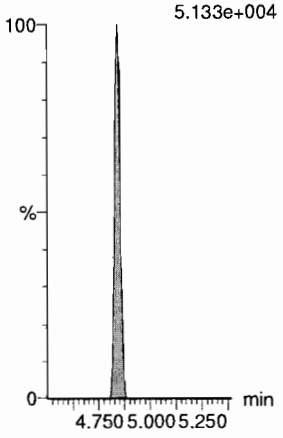

13C6-PFDA

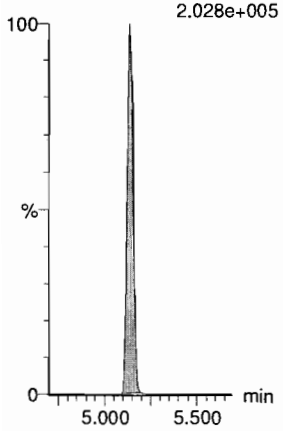

13C7-PFUdA

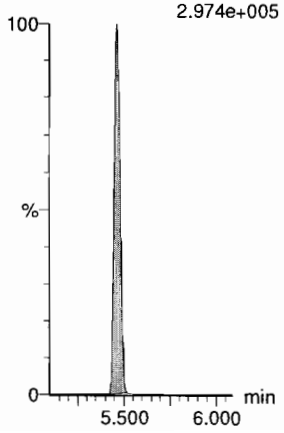

Dataset: F:\Projects\PFAS.PRO\Results\180725M1\180725M1-CRV.qld

Last Altered: Thursday, July 26, 2018 10:45:37 Pacific Daylight Time
Printed: Thursday, July 26, 2018 10:47:03 Pacific Daylight Time

Name: 180725M1_5, Date: 25-Jul-2018, Time: 19:21:06, ID: ST180725M1-4 PFC CS1 18G1913, Description: PFC CS1 18G1913

PFBA
F2:MRM of 1 channel,ES-
213.0 > 168.8
9.594e+003

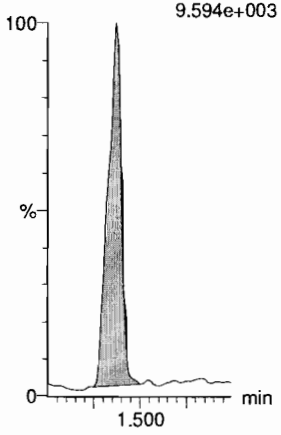

PFPeA
F5:MRM of 1 channel,ES-
263.1 > 218.9
2.491e+004

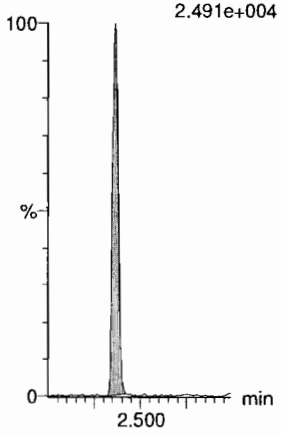

PFBS
F7:MRM of 2 channels,ES-
299.0 > 79.7
7.415e+003

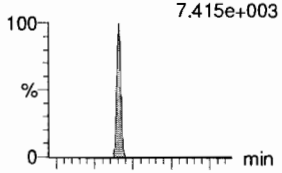

F7:MRM of 2 channels,ES-
299.0 > 99.0
1.943e+003

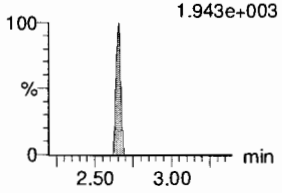

4:2 FTS
F12:MRM of 2 channels,ES-
327.2 > 307.2
3.773e+003

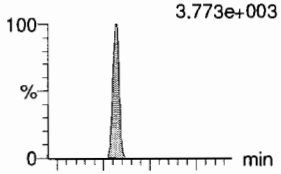

F12:MRM of 2 channels,ES-
327.2 > 81.1
1.861e+003

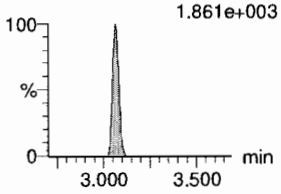

PFHxA
F9:MRM of 2 channels,ES-
313.0 > 269.0
3.234e+004

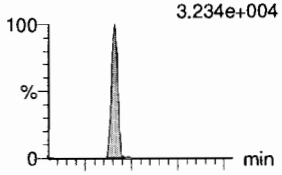

F9:MRM of 2 channels,ES-
313.0 > 118.9
2.238e+003

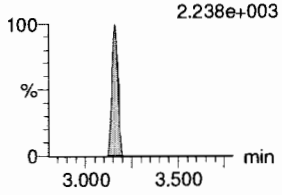

PFPeS
F15:MRM of 2 channels,ES-
349.1 > 80.1
4.479e+003

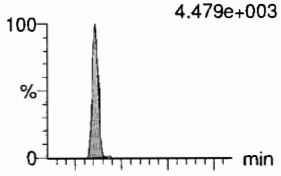

F15:MRM of 2 channels,ES-
349.1 > 99
2.494e+003

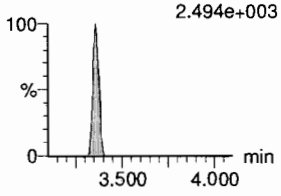

13C3-PFBA
F3:MRM of 1 channel,ES-
216.1 > 171.8
5.391e+004

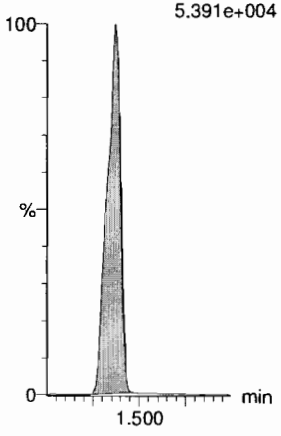

13C3-PFPeA
F6:MRM of 1 channel,ES-
266. > 221.8
1.544e+005

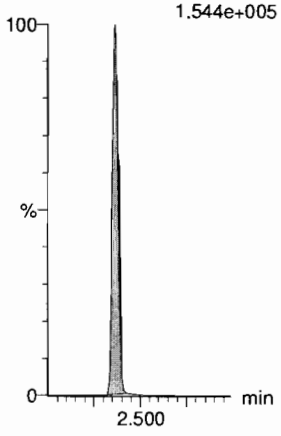

13C3-PFBS
F8:MRM of 1 channel,ES-
302. > 98.8
1.942e+004



13C2-4:2 FTS
F13:MRM of 2 channels,ES-
329.0 > 80.9
1.416e+004

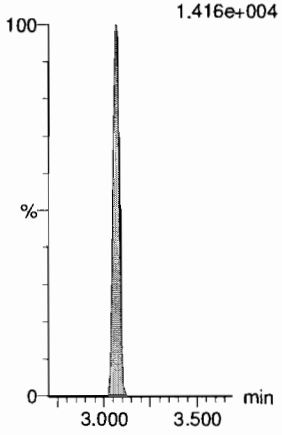

13C2-PFHxA
F10:MRM of 1 channel,ES-
315 > 269.8
4.666e+004

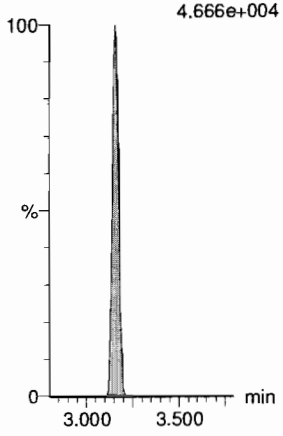

13C3-PFBS
F8:MRM of 1 channel,ES-
302. > 98.8
1.942e+004

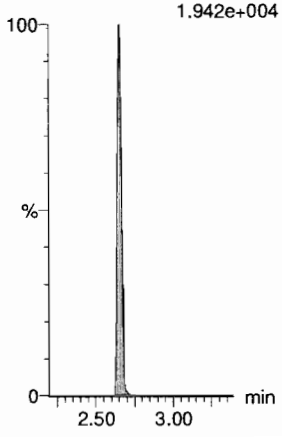

Dataset: F:\Projects\PFAS.PRO\Results\180725M1\180725M1-CRV.qld

Last Altered: Thursday, July 26, 2018 10:45:37 Pacific Daylight Time
Printed: Thursday, July 26, 2018 10:47:03 Pacific Daylight Time

Name: 180725M1_5, Date: 25-Jul-2018, Time: 19:21:06, ID: ST180725M1-4 PFC CS1 18G1913, Description: PFC CS1 18G1913

6:2 FTS

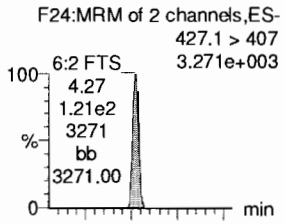

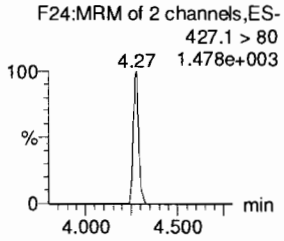

PFHpA

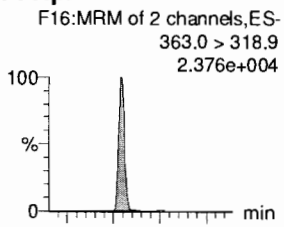

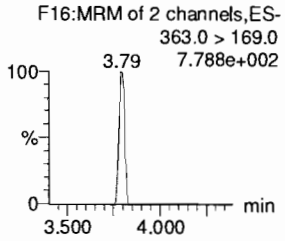

L-PFHxS

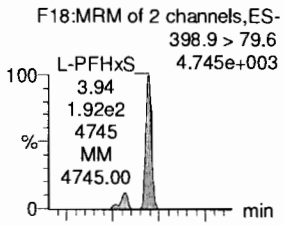

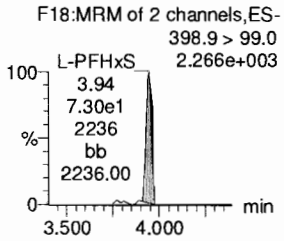

L-PFOA

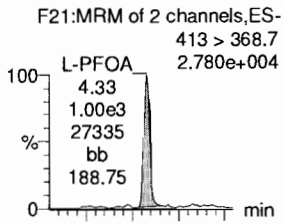

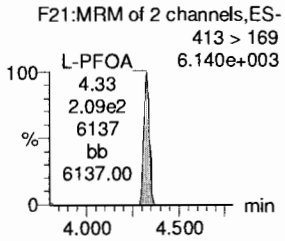

PFHpS

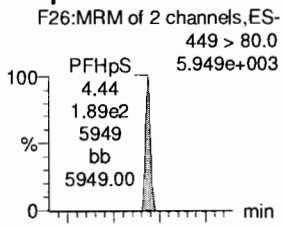

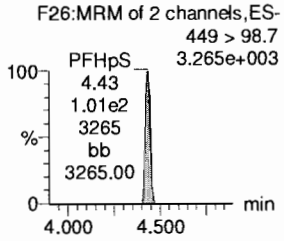

PFNA

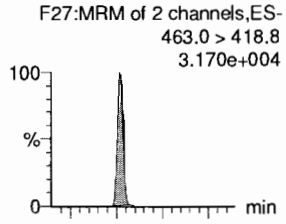

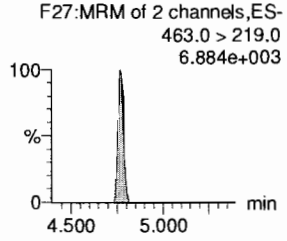

13C2-6:2 FTS

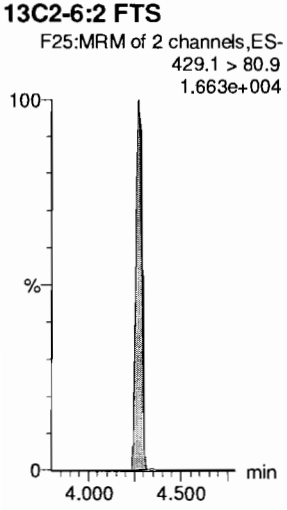

13C4-PFHpA

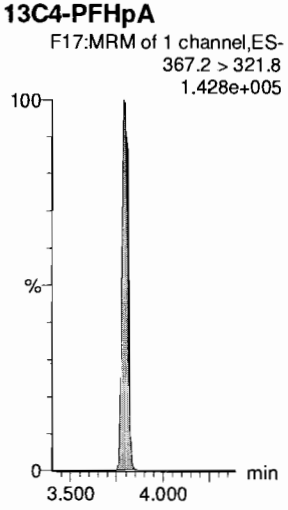

18O2-PFHxS

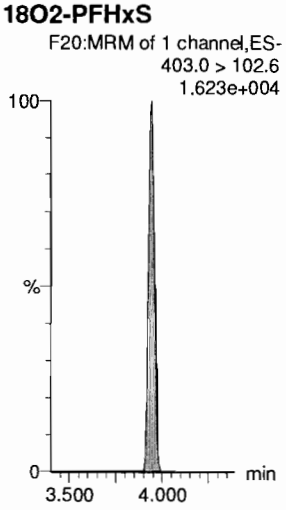

13C2-PFOA

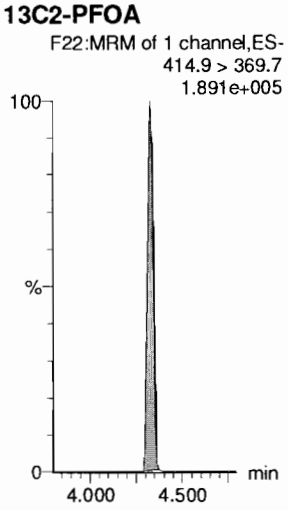

13C8-PFOS

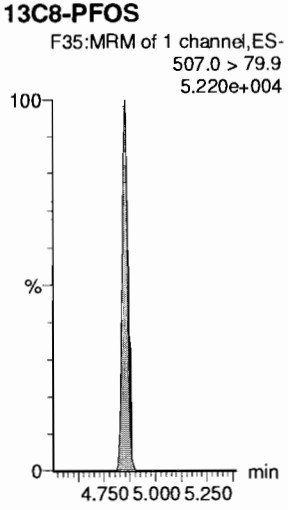

13C5-PFNA

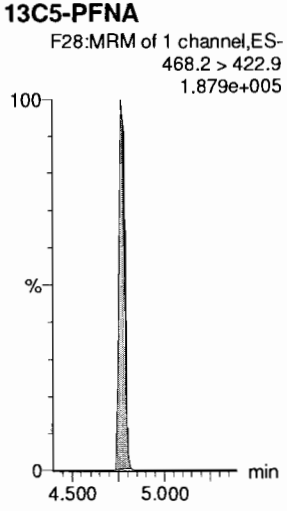

Dataset: F:\Projects\PFAS.PRO\Results\180725M1\180725M1-CRV.qld

Last Altered: Thursday, July 26, 2018 10:45:37 Pacific Daylight Time
Printed: Thursday, July 26, 2018 10:47:03 Pacific Daylight Time

Name: 180725M1_5, Date: 25-Jul-2018, Time: 19:21:06, ID: ST180725M1-4 PFC CS1 18G1913, Description: PFC CS1 18G1913

PFOSA

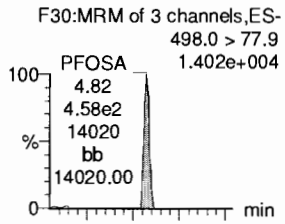

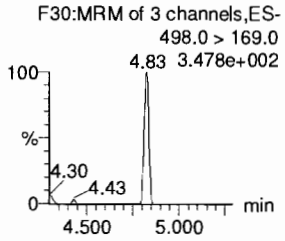

L-PFOS

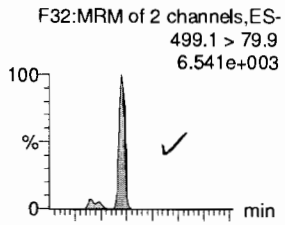

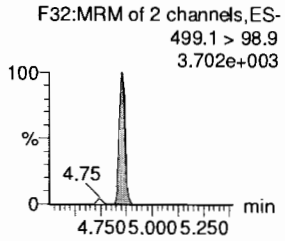

PFDA

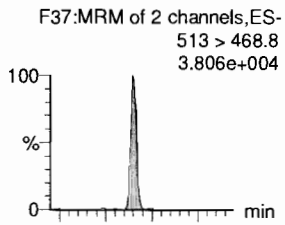

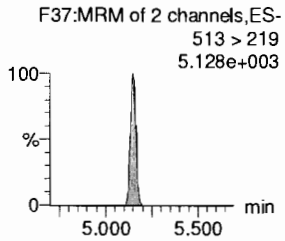

8:2 FTS

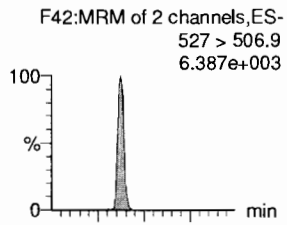

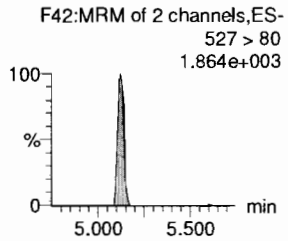

PFNS

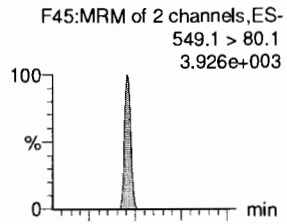

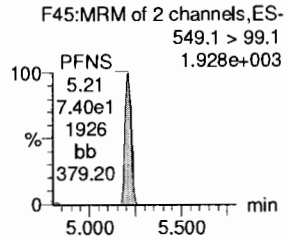

L-MeFOSAA

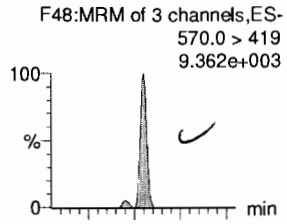

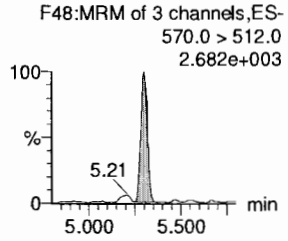

13C8-PFOSA

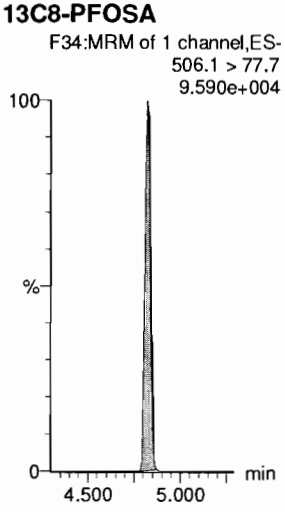

13C8-PFOS

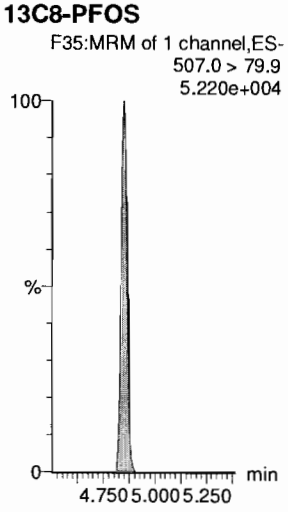

13C2-PFDA

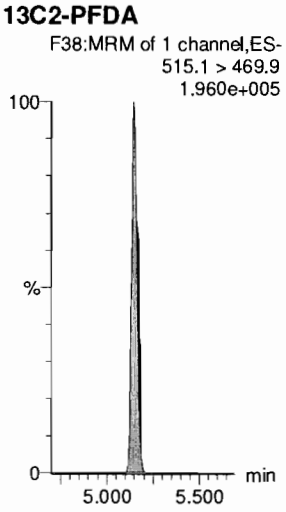

13C2-8:2 FTS

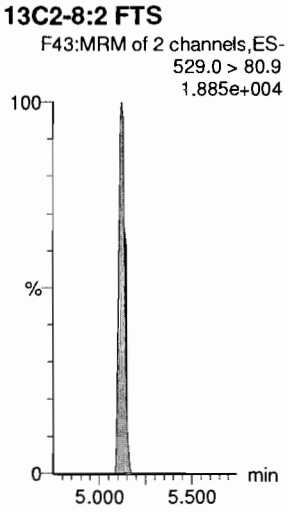

13C8-PFOS

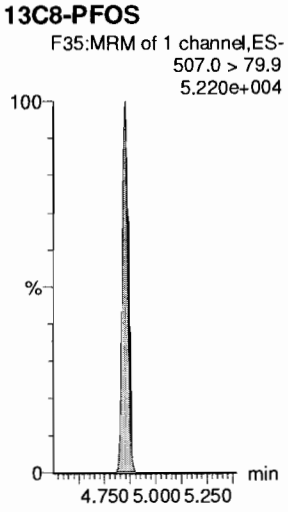

d3-N-MeFOSAA

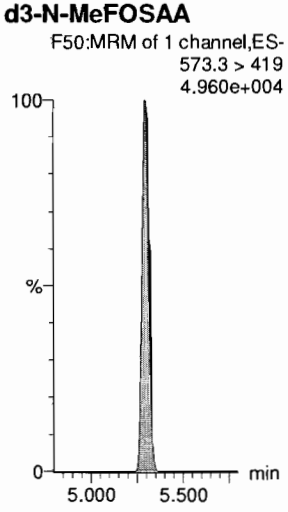

Dataset: F:\Projects\PFAS.PRO\Results\180725M1\180725M1-CRV.qld

Last Altered: Thursday, July 26, 2018 10:45:37 Pacific Daylight Time
Printed: Thursday, July 26, 2018 10:47:03 Pacific Daylight Time

Name: 180725M1_5, Date: 25-Jul-2018, Time: 19:21:06, ID: ST180725M1-4 PFC CS1 18G1913, Description: PFC CS1 18G1913

L-EtFOSAA

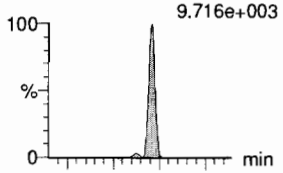

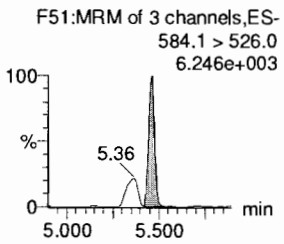

PFDoA

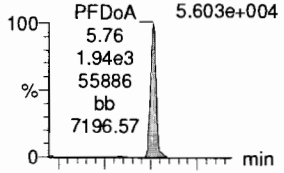

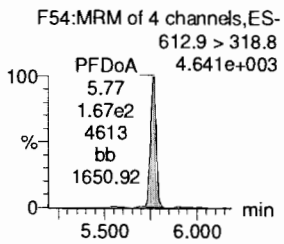

PFDS

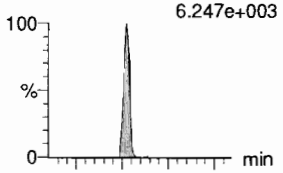

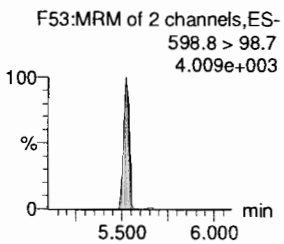

PFUdA

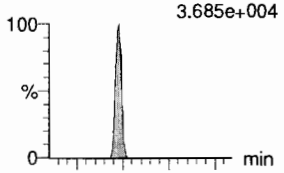

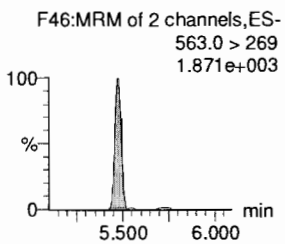

N-MeFOSA

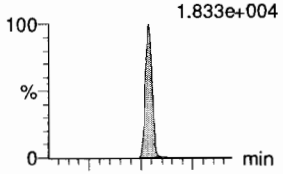

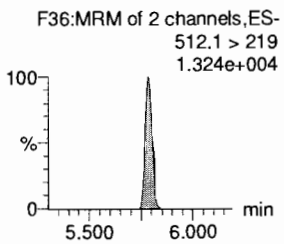

PFTrDA

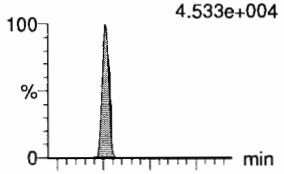

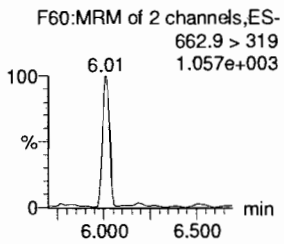

d5-N-EtFOSAA

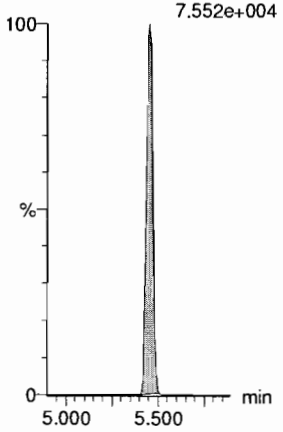

13C2-PFDoA

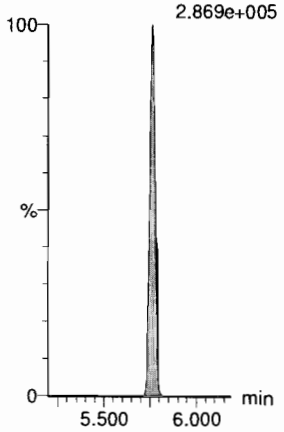

13C2-PFUdA

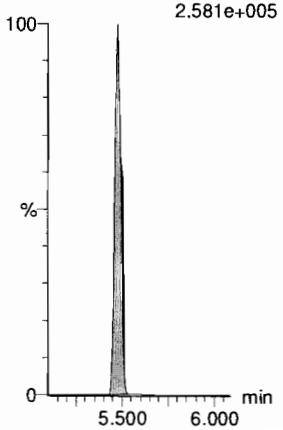

13C2-PFUdA

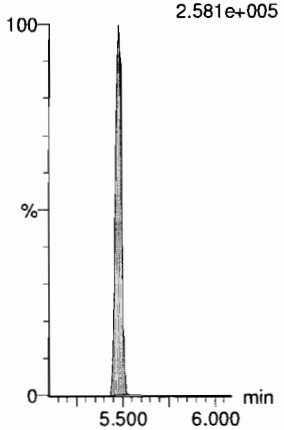

d3-N-MeFOSA

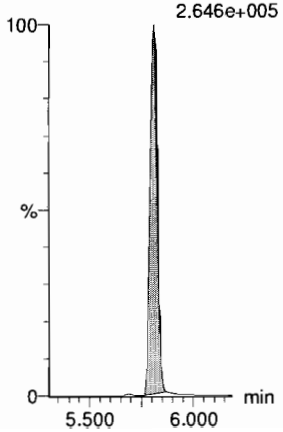

13C2-PFDoA

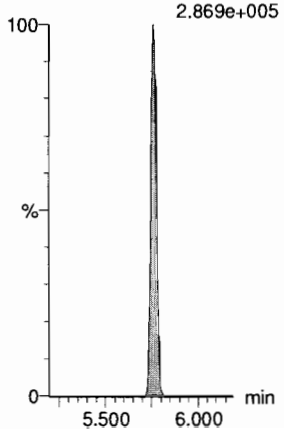

Dataset: F:\Projects\PFAS.PRO\Results\180725M1\180725M1-CRV.qld

Last Altered: Thursday, July 26, 2018 10:45:37 Pacific Daylight Time
Printed: Thursday, July 26, 2018 10:47:03 Pacific Daylight Time

Name: 180725M1_5, Date: 25-Jul-2018, Time: 19:21:06, ID: ST180725M1-4 PFC CS1 18G1913, Description: PFC CS1 18G1913

PFTeDA

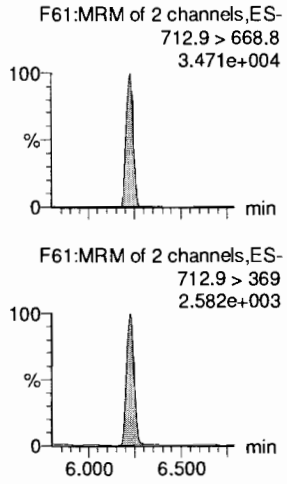

N-EtFOSA

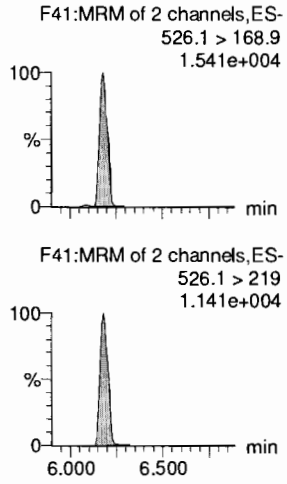

PFHxDA

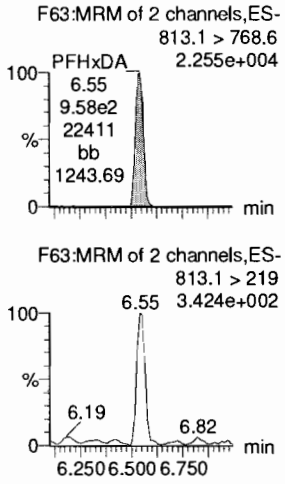

PFODA

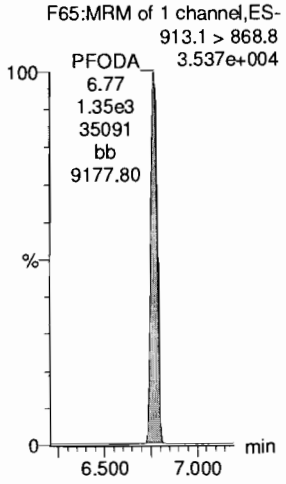

N-MeFOSE

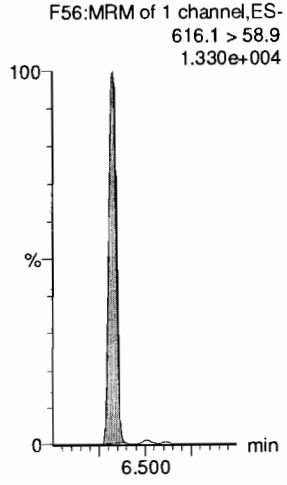

N-EtFOSE

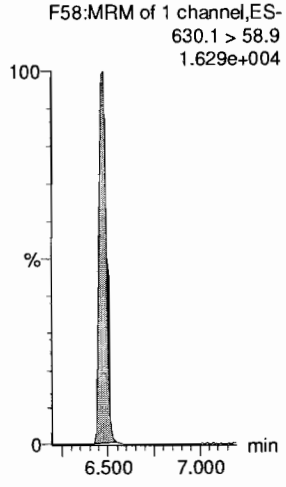

13C2-PFTeDA

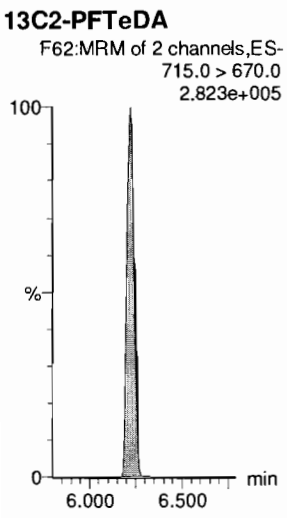

d5-N-ETFOSA



13C2-PFHxDA

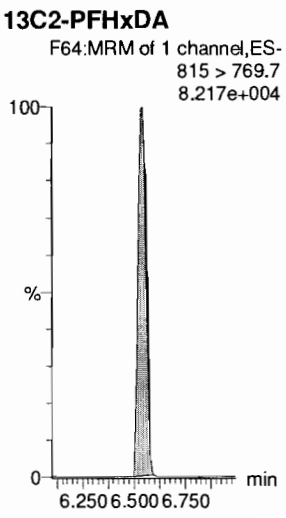

13C2-PFHxDA

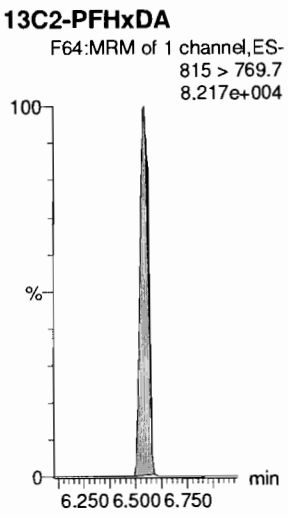

d7-N-MeFOSE

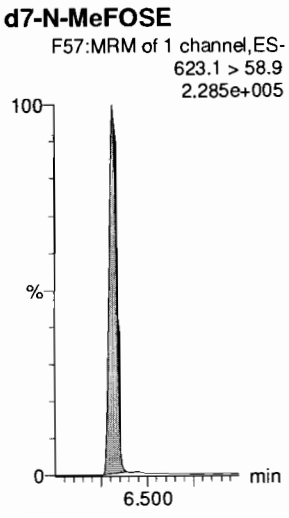

d9-N-EtFOSE

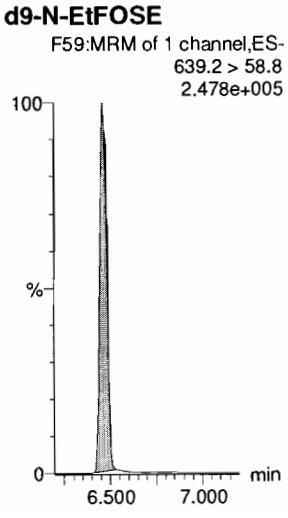

Dataset: F:\Projects\PFAS.PRO\Results\180725M1\180725M1-CRV.qld

Last Altered: Thursday, July 26, 2018 10:45:37 Pacific Daylight Time
Printed: Thursday, July 26, 2018 10:47:03 Pacific Daylight Time

Name: 180725M1_5, Date: 25-Jul-2018, Time: 19:21:06, ID: ST180725M1-4 PFC CS1 18G1913, Description: PFC CS1 18G1913

13C4-PFBA

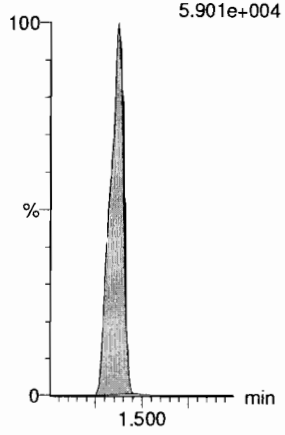

13C5-PFHxA

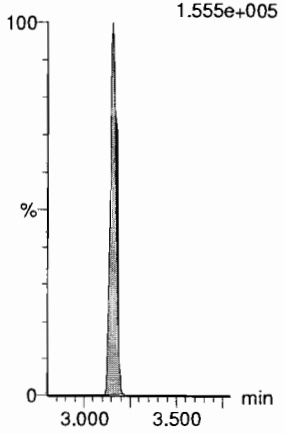

13C3-PFHxS

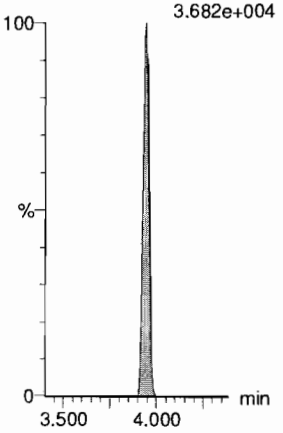

13C8-PFOA

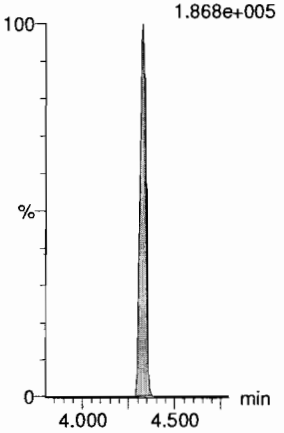

13C9-PFNA

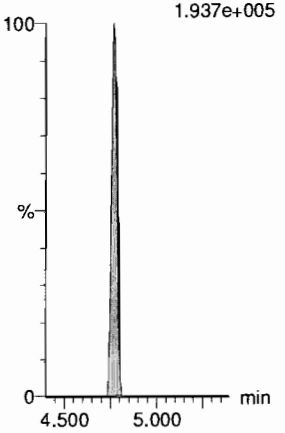

13C4-PFOS

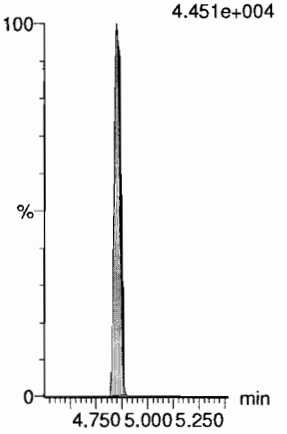

13C6-PFDA

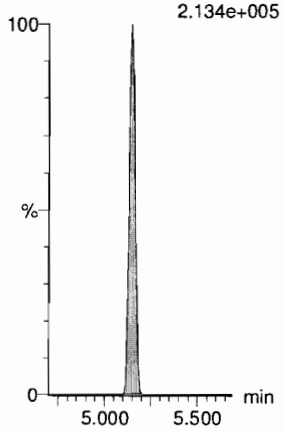

13C7-PFUdA

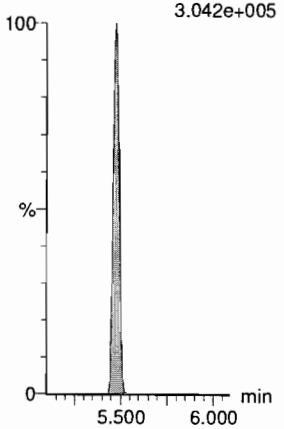

Dataset: F:\Projects\PFAS.PRO\Results\180725M1\180725M1-CRV.qld

Last Altered: Thursday, July 26, 2018 10:45:37 Pacific Daylight Time
Printed: Thursday, July 26, 2018 10:47:03 Pacific Daylight Time

Name: 180725M1_6, Date: 25-Jul-2018, Time: 19:31:36, ID: ST180725M1-5 PFC CS2 18G1914, Description: PFC CS2 18G1914

PFBA

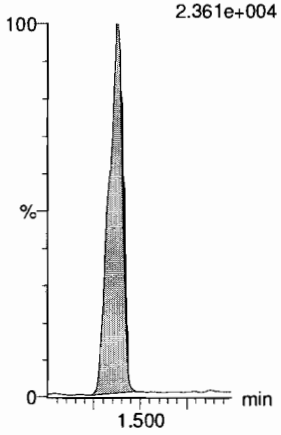

PFPeA

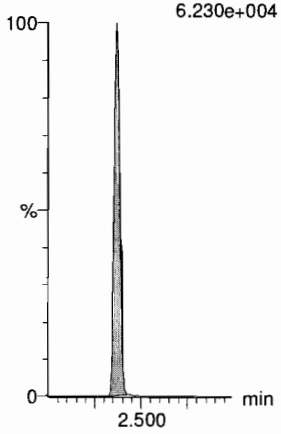

PFBS

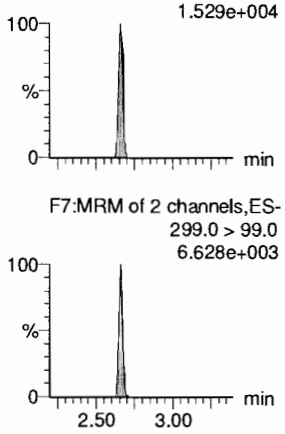

4:2 FTS

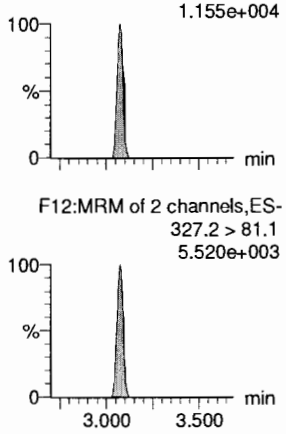

PFHxA

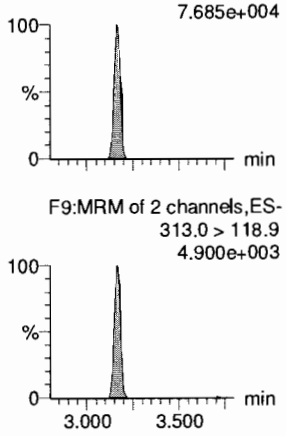

PFPeS

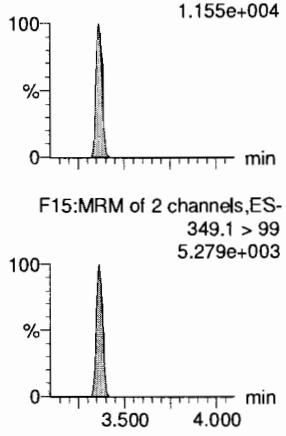

13C3-PFBA

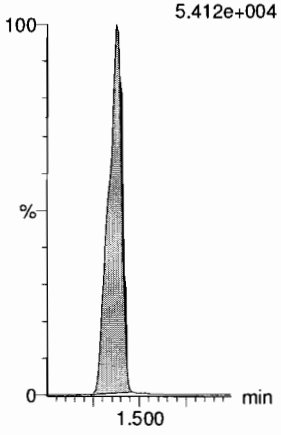

13C3-PFPeA

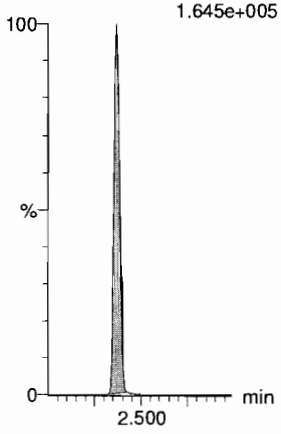

13C3-PFBS

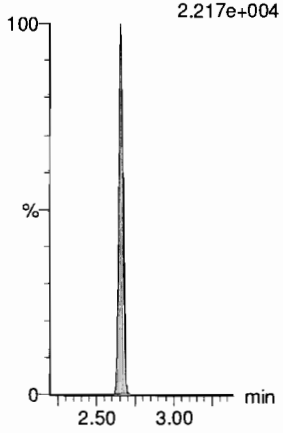

13C2-4:2 FTS

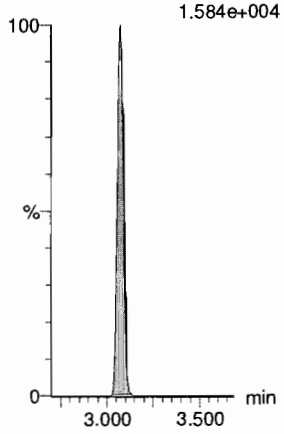

13C2-PFHxA

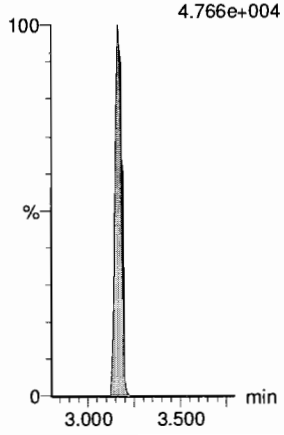

13C3-PFBS

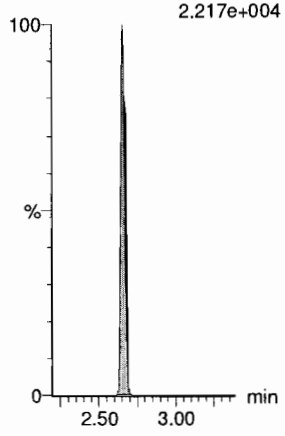

Dataset: F:\Projects\PFAS.PRO\Results\180725M1\180725M1-CRV.qld

Last Altered: Thursday, July 26, 2018 10:45:37 Pacific Daylight Time
Printed: Thursday, July 26, 2018 10:47:03 Pacific Daylight Time

Name: 180725M1_6, Date: 25-Jul-2018, Time: 19:31:36, ID: ST180725M1-5 PFC CS2 18G1914, Description: PFC CS2 18G1914

6:2 FTS

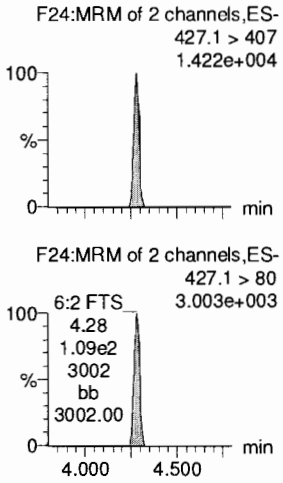

PFHpA

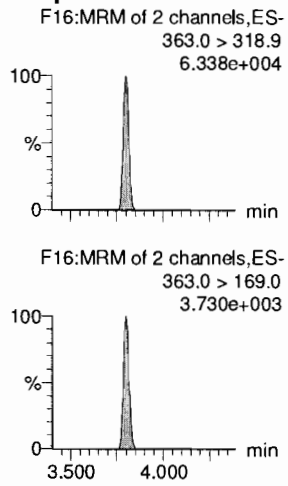

L-PFHxS

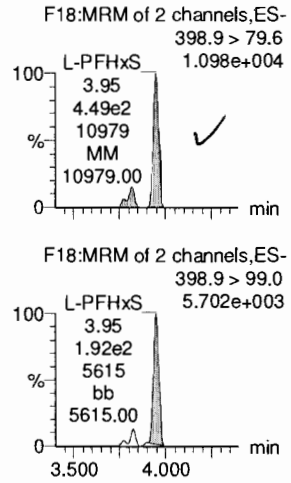

L-PFOA

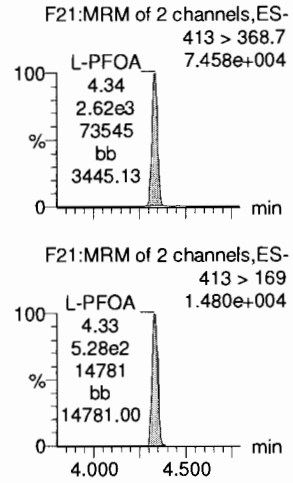

PFHpS

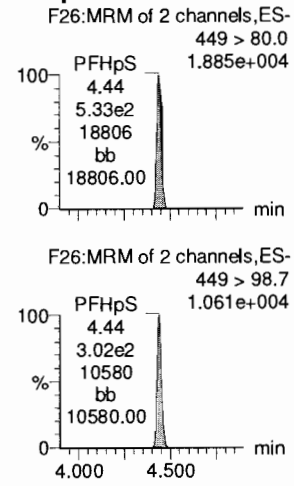

PFNA

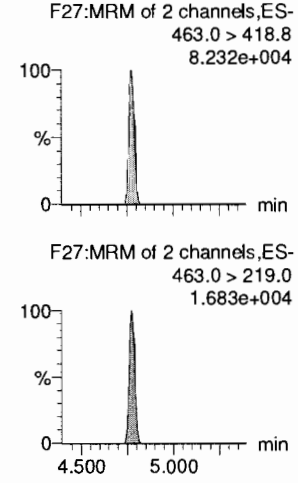

13C2-6:2 FTS

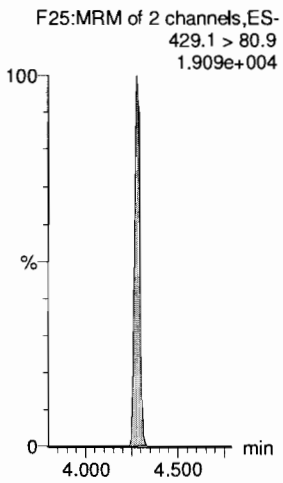

13C4-PFHpA

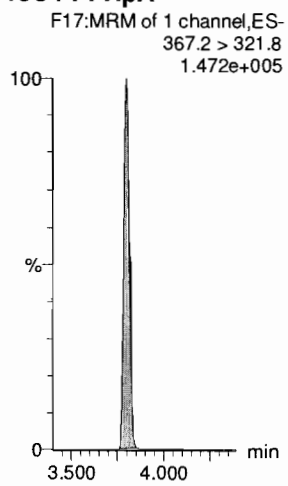

18O2-PFHxS



13C2-PFOA



13C8-PFOS

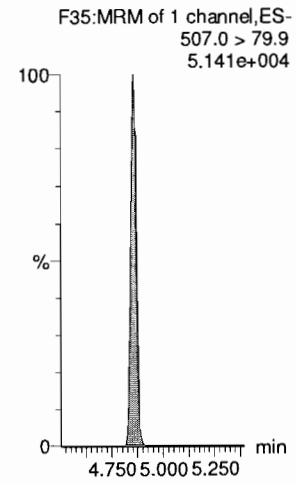

13C5-PFNA

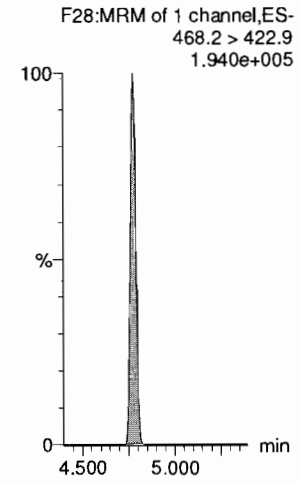

Dataset: F:\Projects\PFAS.PRO\Results\180725M1\180725M1-CRV.qld

Last Altered: Thursday, July 26, 2018 10:45:37 Pacific Daylight Time
Printed: Thursday, July 26, 2018 10:47:03 Pacific Daylight Time

Name: 180725M1_6, Date: 25-Jul-2018, Time: 19:31:36, ID: ST180725M1-5 PFC CS2 18G1914, Description: PFC CS2 18G1914

PFOSA

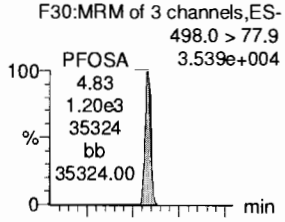

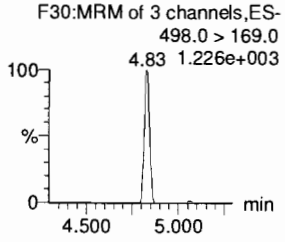

L-PFOS

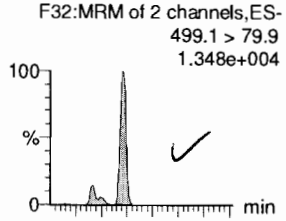

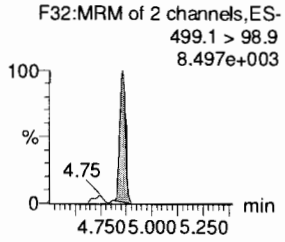

PFDA

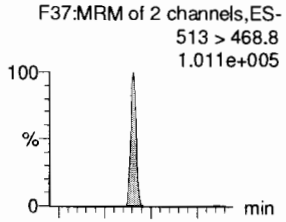

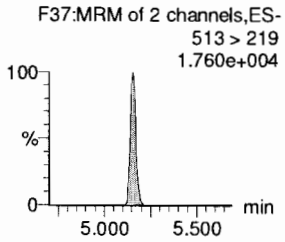

8:2 FTS

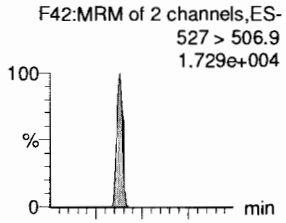

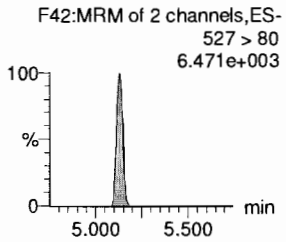

PFNS

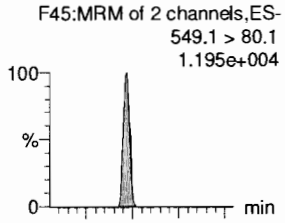

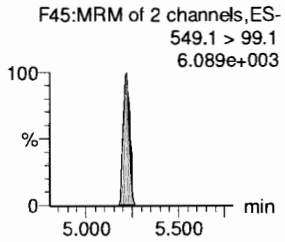

L-MeFOSAA

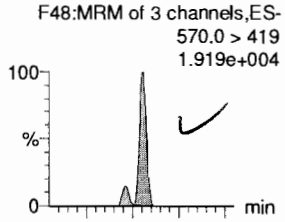

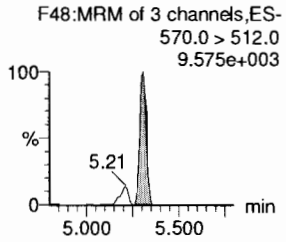

13C8-PFOSA

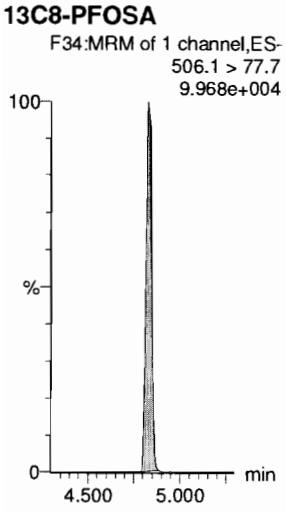

13C8-PFOS

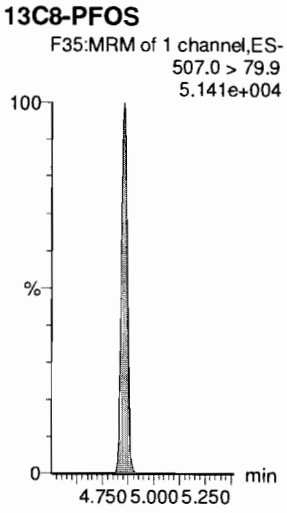

13C2-PFDA

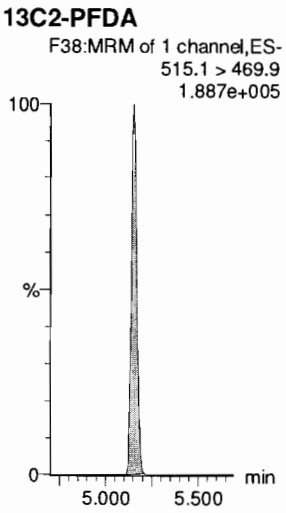

13C2-8:2 FTS

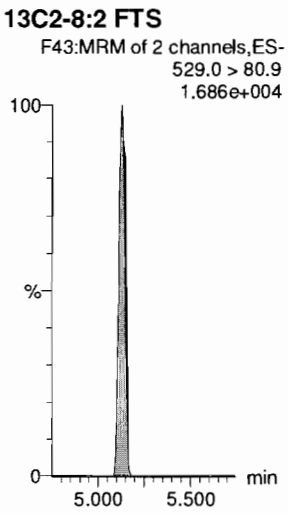

13C8-PFOS

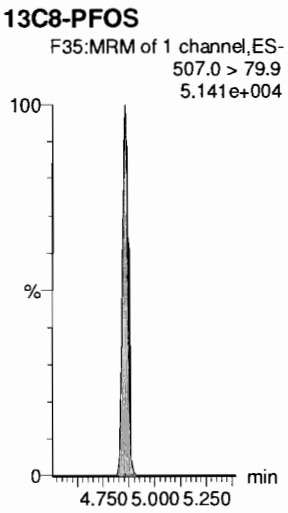

d3-N-MeFOSAA

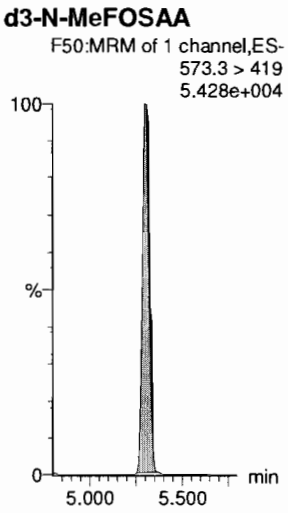

Dataset: F:\Projects\PFAS.PRO\Results\180725M1\180725M1-CRV.qld

Last Altered: Thursday, July 26, 2018 10:45:37 Pacific Daylight Time
Printed: Thursday, July 26, 2018 10:47:03 Pacific Daylight Time

Name: 180725M1_6, Date: 25-Jul-2018, Time: 19:31:36, ID: ST180725M1-5 PFC CS2 18G1914, Description: PFC CS2 18G1914

L-EtFOSAA

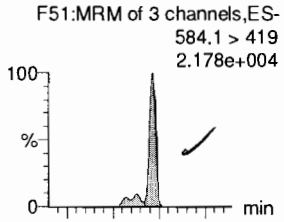

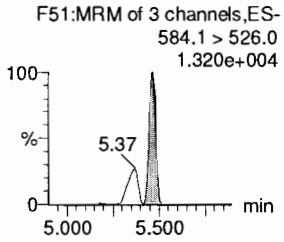

PFDoA

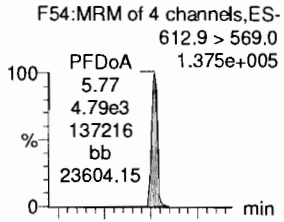

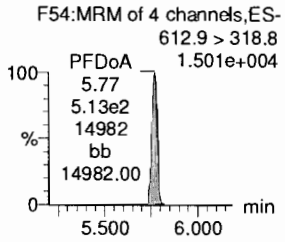

PFDS

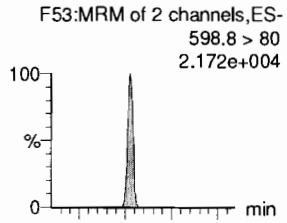

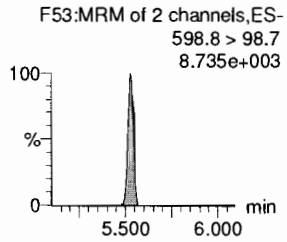

PFUdA

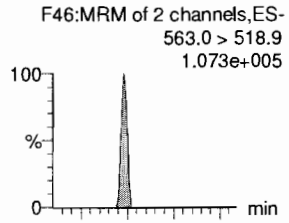

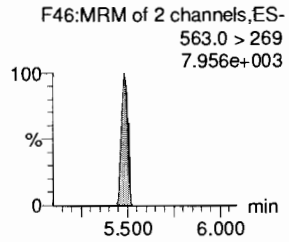

N-MeFOSA

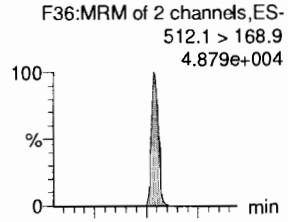

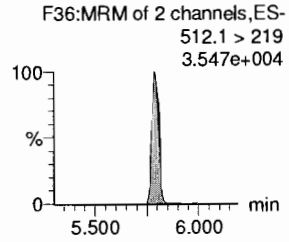

PFTrDA

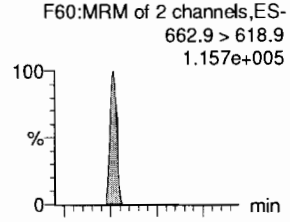

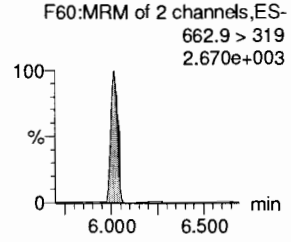

d5-N-EtFOSAA

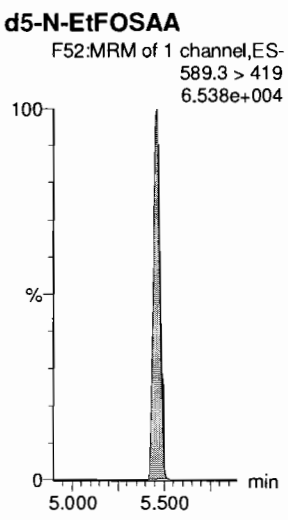

13C2-PFDoA

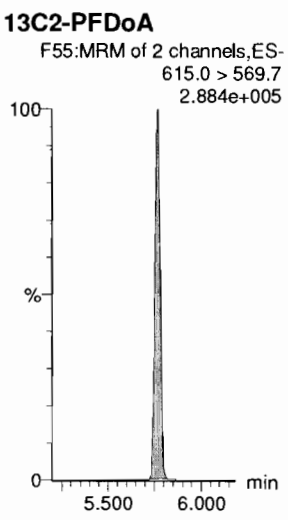

13C2-PFUdA

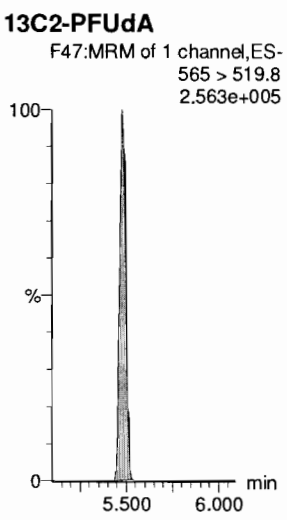

13C2-PFUdA

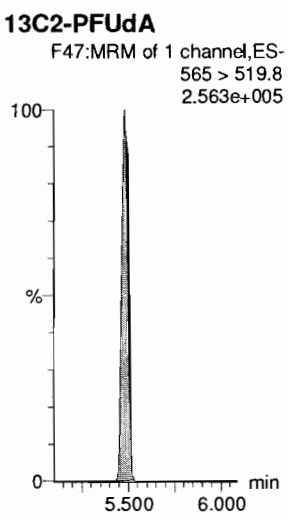

d3-N-MeFOSA

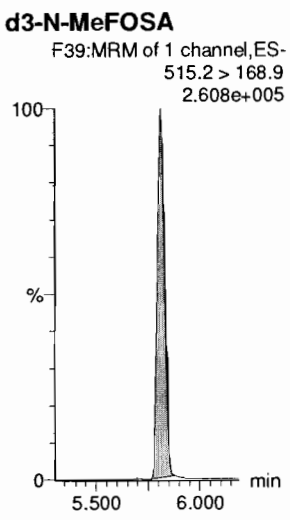

13C2-PFDoA

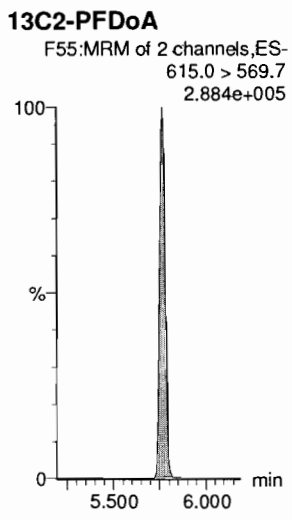

Dataset: F:\Projects\PFAS.PRO\Results\180725M1\180725M1-CRV.qld

Last Altered: Thursday, July 26, 2018 10:45:37 Pacific Daylight Time
Printed: Thursday, July 26, 2018 10:47:03 Pacific Daylight Time

Name: 180725M1_6, Date: 25-Jul-2018, Time: 19:31:36, ID: ST180725M1-5 PFC CS2 18G1914, Description: PFC CS2 18G1914

PFTeDA

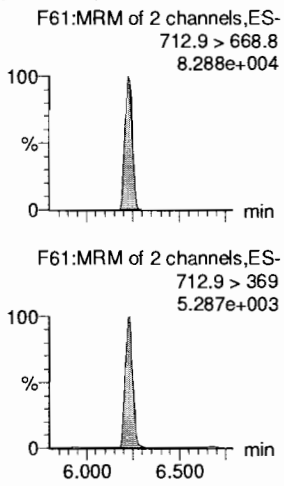

N-EtFOSA

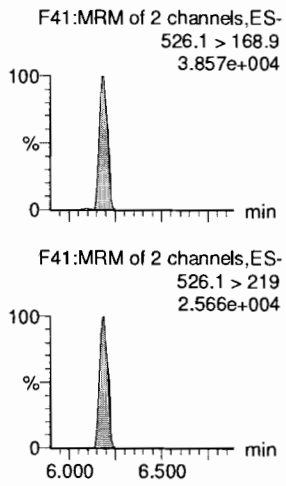

PFHxDA

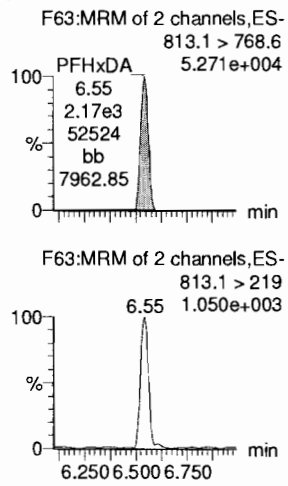

PFODA

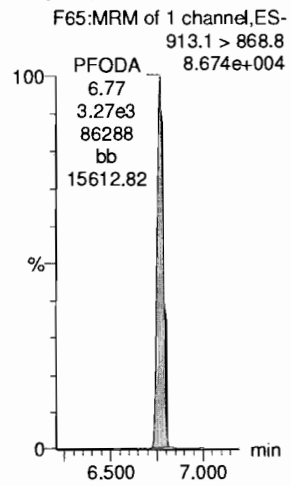

N-MeFOSE

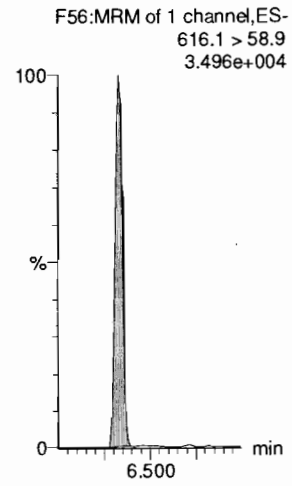

N-EtFOSE

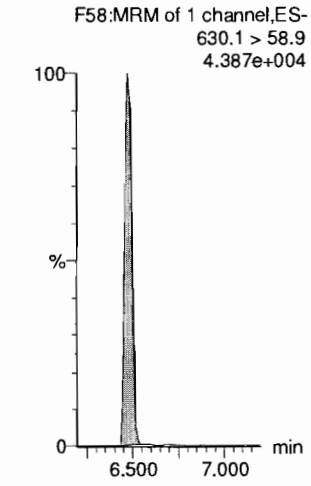

13C2-PFTeDA

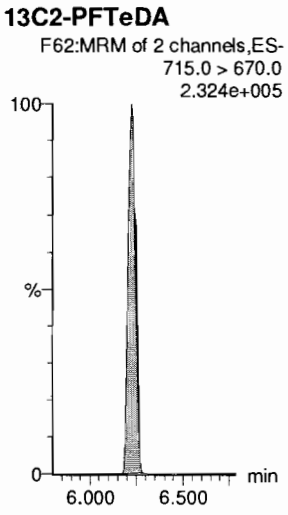

d5-N-ETFOSA

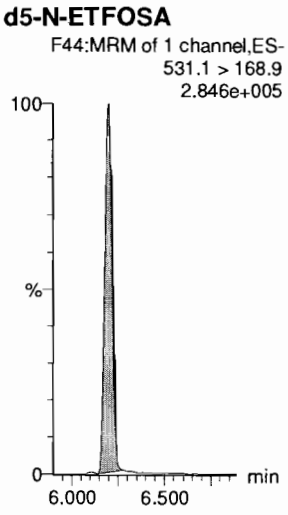

13C2-PFHxDA

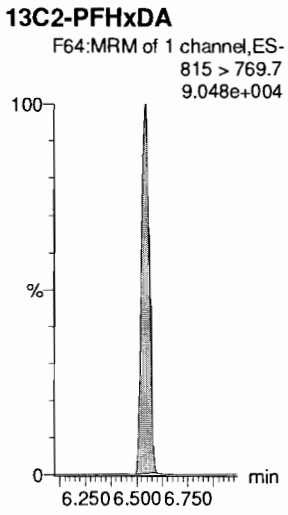

13C2-PFHxDA

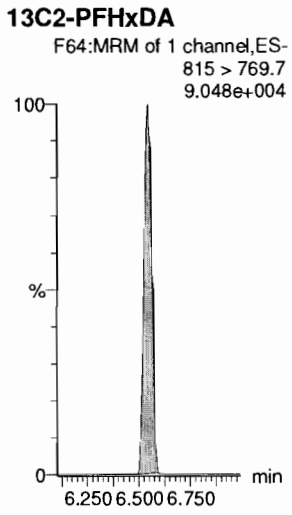

d7-N-MeFOSE

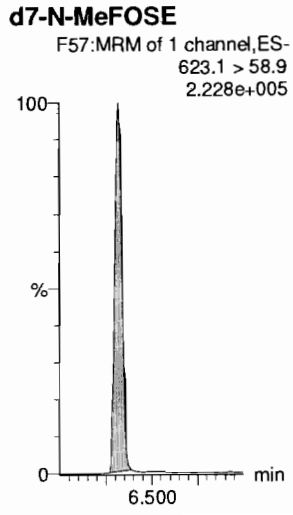

d9-N-EtFOSE

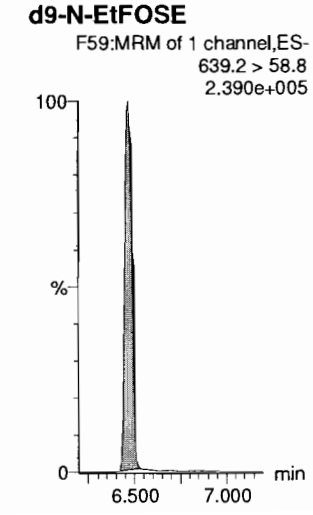

Dataset: F:\Projects\PFAS.PRO\Results\180725M1\180725M1-CRV.qld

Last Altered: Thursday, July 26, 2018 10:45:37 Pacific Daylight Time
Printed: Thursday, July 26, 2018 10:47:03 Pacific Daylight Time

Name: 180725M1_6, Date: 25-Jul-2018, Time: 19:31:36, ID: ST180725M1-5 PFC CS2 18G1914, Description: PFC CS2 18G1914

13C4-PFBA

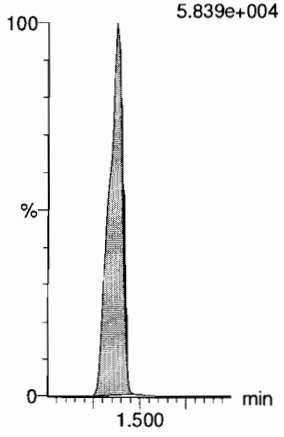

13C5-PFHxA

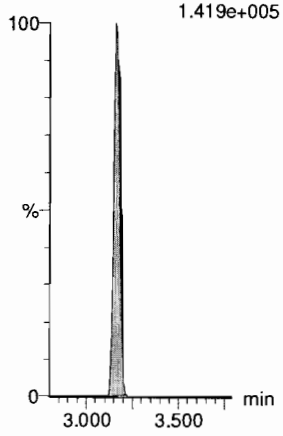

13C3-PFHxS

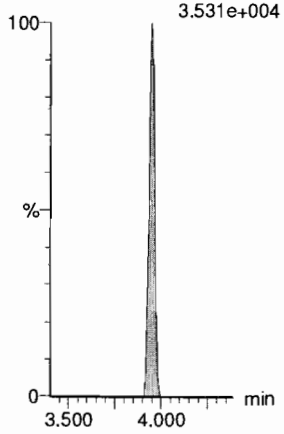

13C8-PFOA

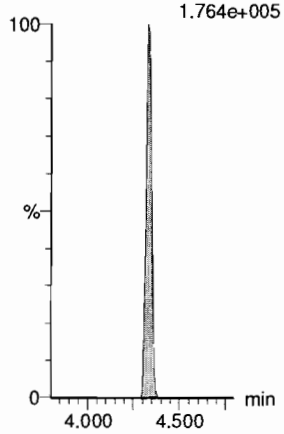

13C9-PFNA

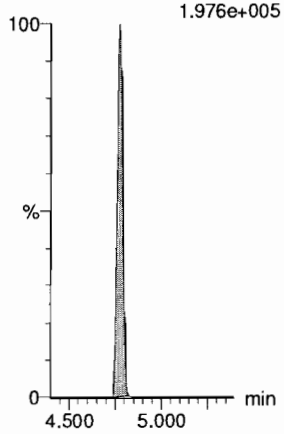

13C4-PFOS

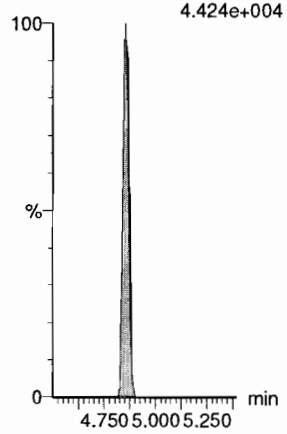

13C6-PFDA

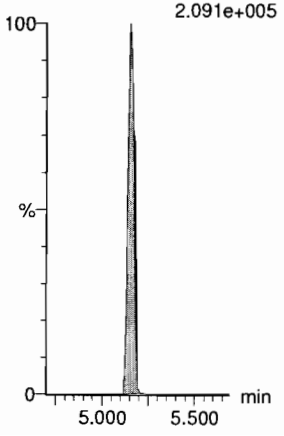

13C7-PFUdA

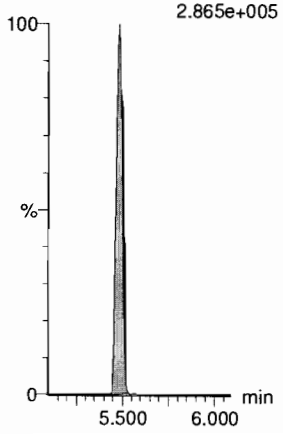

Dataset: F:\Projects\PFAS.PRO\Results\180725M1\180725M1-CRV.qld

Last Altered: Thursday, July 26, 2018 10:45:37 Pacific Daylight Time
Printed: Thursday, July 26, 2018 10:47:03 Pacific Daylight Time

Name: 180725M1_7, Date: 25-Jul-2018, Time: 19:42:01, ID: ST180725M1-6 PFC CS3 18G1915, Description: PFC CS3 18G1915

PFBA

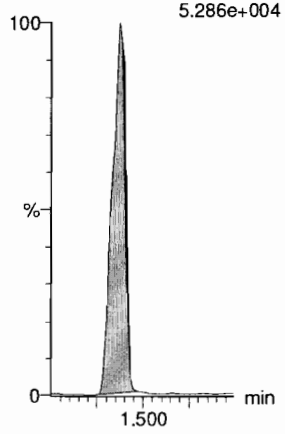

PFPeA

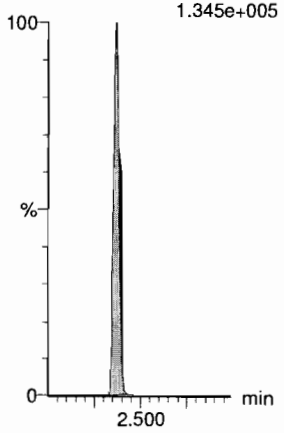

PFBS

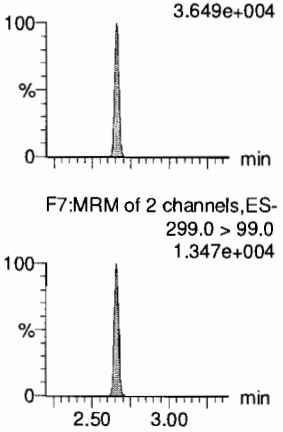

4:2 FTS

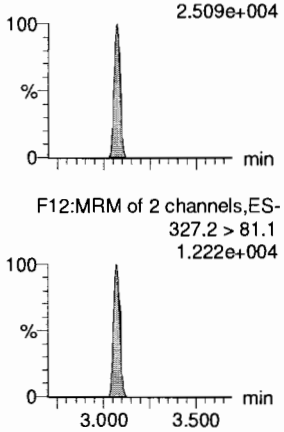

PFHxA

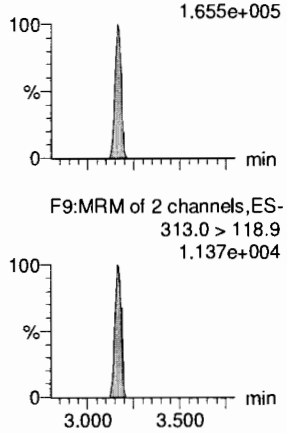

PFPeS

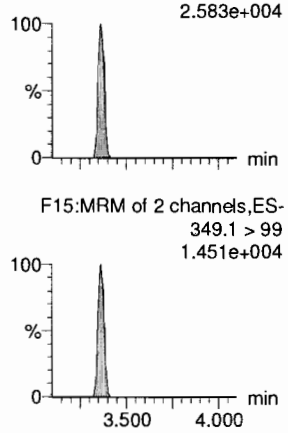

13C3-PFBA

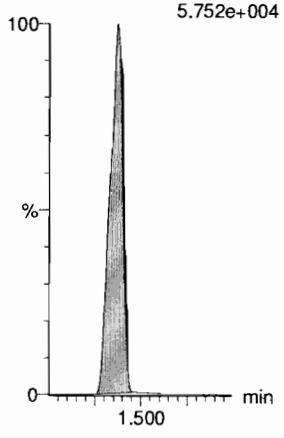

13C3-PFPeA

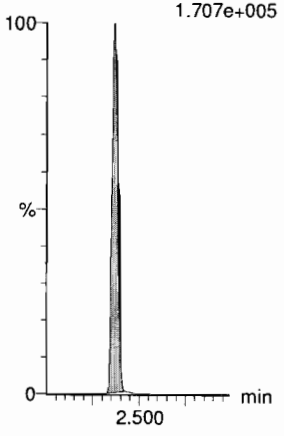

13C3-PFBS

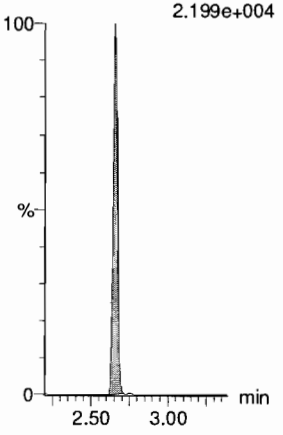

13C2-4:2 FTS

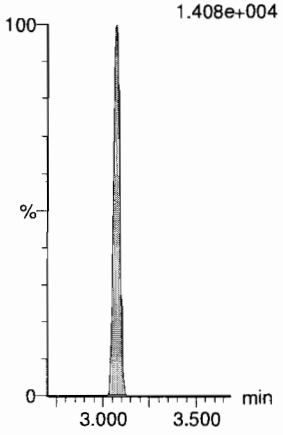

13C2-PFHxA

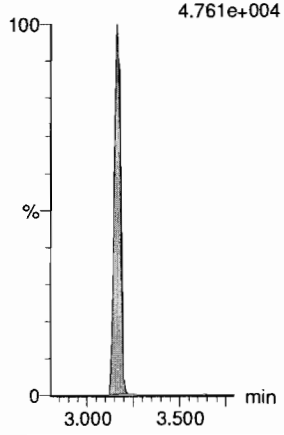

13C3-PFBS

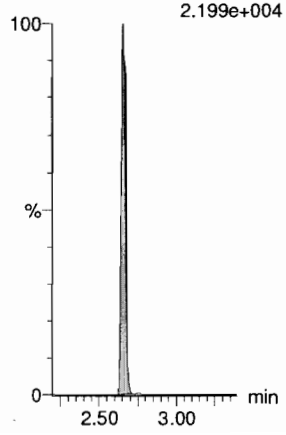

Dataset: F:\Projects\PFAS.PRO\Results\180725M1\180725M1-CRV.qld

Last Altered: Thursday, July 26, 2018 10:45:37 Pacific Daylight Time
Printed: Thursday, July 26, 2018 10:47:03 Pacific Daylight Time

Name: 180725M1_7, Date: 25-Jul-2018, Time: 19:42:01, ID: ST180725M1-6 PFC CS3 18G1915, Description: PFC CS3 18G1915

6:2 FTS

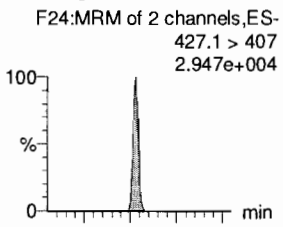

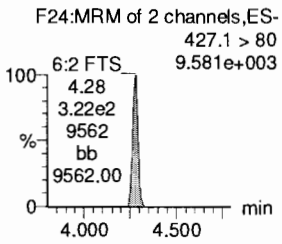

PFHpA

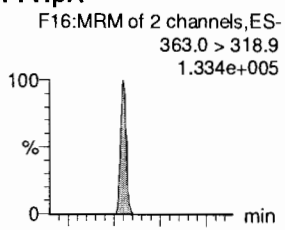

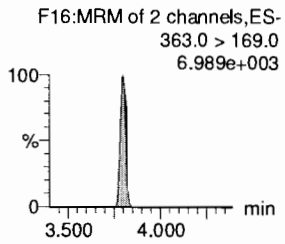

L-PFHxS

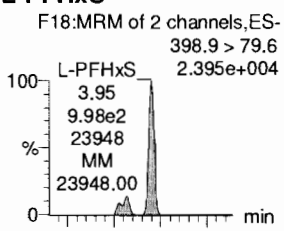

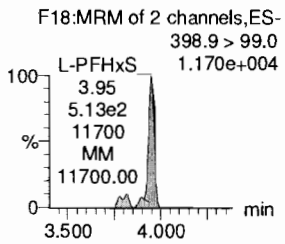

L-PFOA

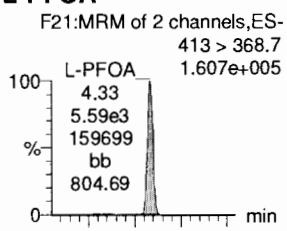

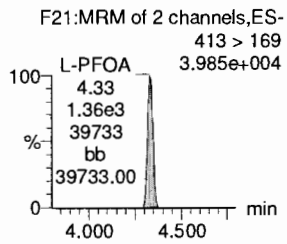

PFHpS

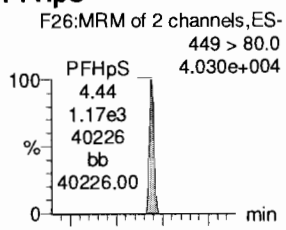

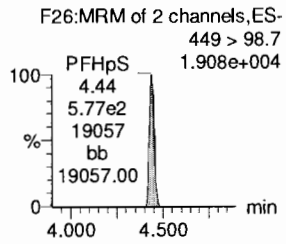

PFNA

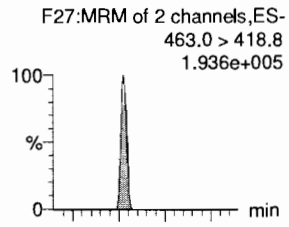

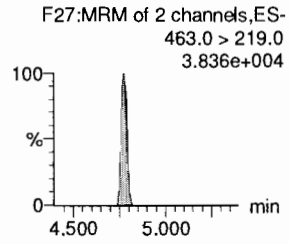

13C2-6:2 FTS

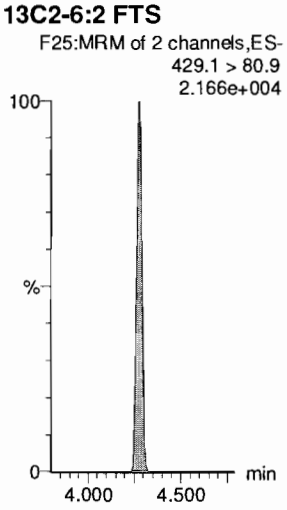

13C4-PFHpA

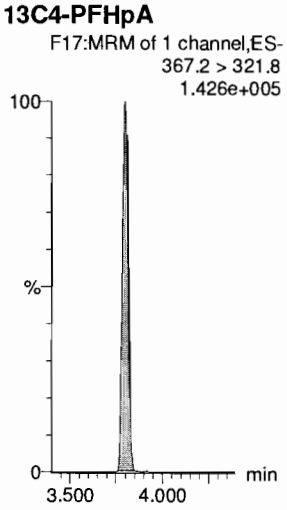

18O2-PFHxS

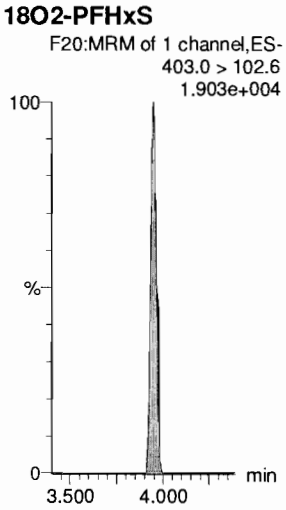

13C2-PFOA

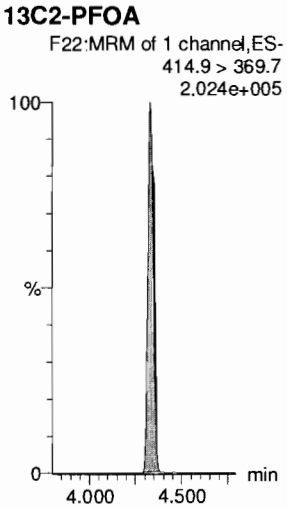

13C8-PFOS

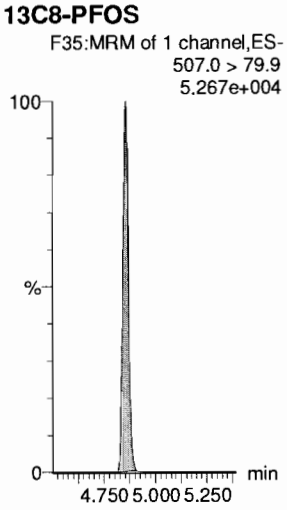

13C5-PFNA

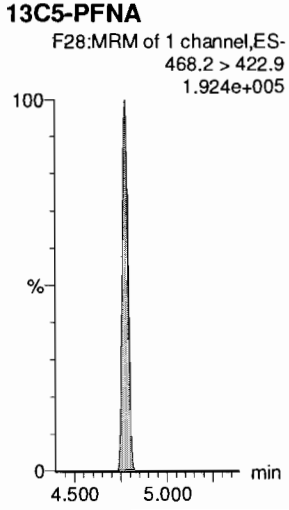

Dataset: F:\Projects\PFAS.PRO\Results\180725M1\180725M1-CRV.qld

Last Altered: Thursday, July 26, 2018 10:45:37 Pacific Daylight Time
Printed: Thursday, July 26, 2018 10:47:03 Pacific Daylight Time

Name: 180725M1_7, Date: 25-Jul-2018, Time: 19:42:01, ID: ST180725M1-6 PFC CS3 18G1915, Description: PFC CS3 18G1915

PFOSA

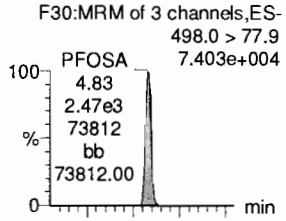

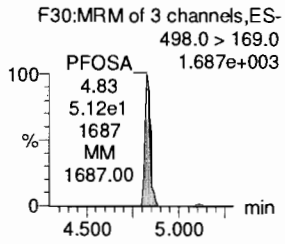

L-PFOS

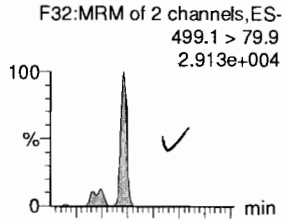

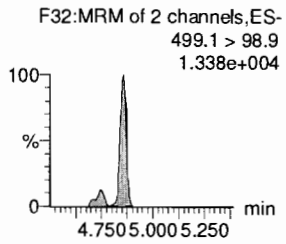

PFDA

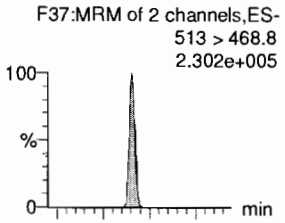

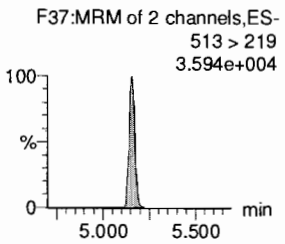

8:2 FTS

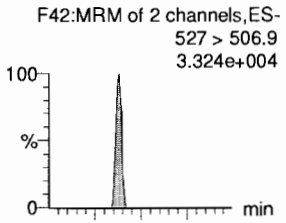

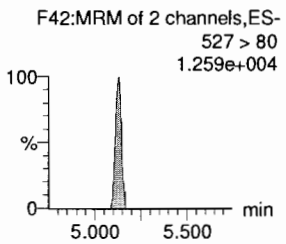

PFNS

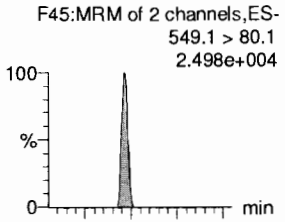

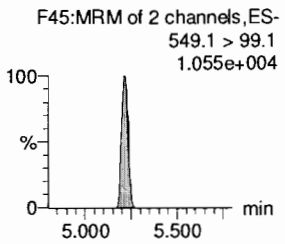

L-MeFOSAA

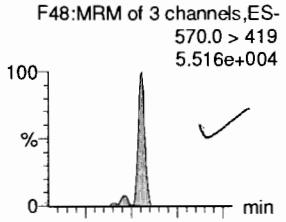

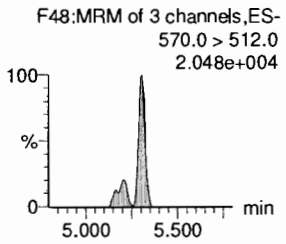

13C8-PFOSA

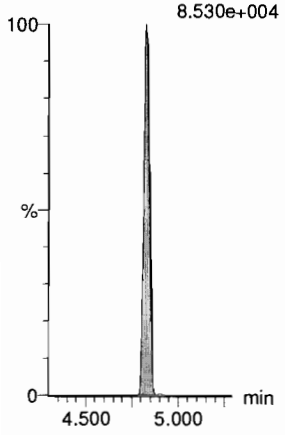

13C8-PFOS

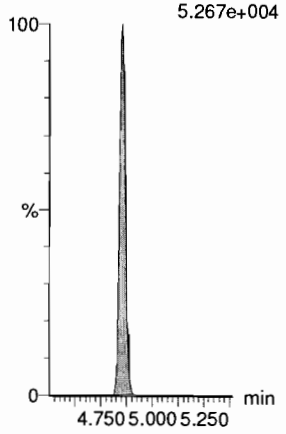

13C2-PFDA

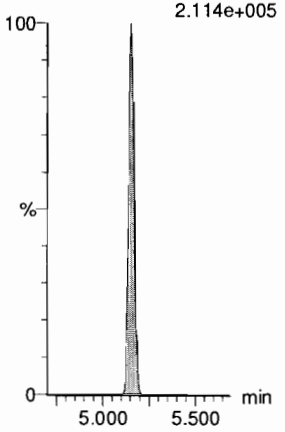

13C2-8:2 FTS

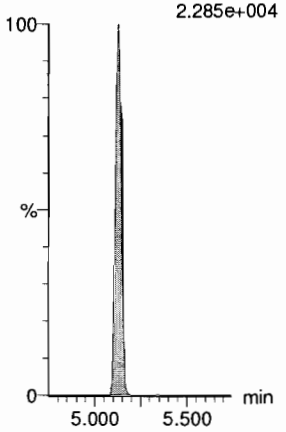

13C8-PFOS

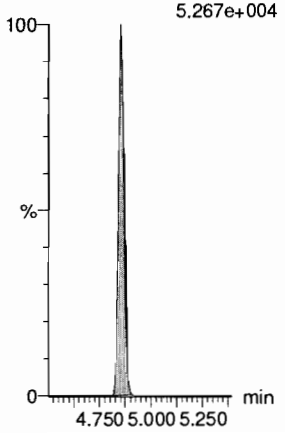

d3-N-MeFOSAA

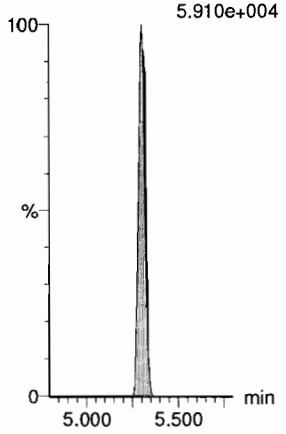

Dataset: F:\Projects\PFAS.PRO\Results\180725M1\180725M1-CRV.qld

Last Altered: Thursday, July 26, 2018 10:45:37 Pacific Daylight Time
Printed: Thursday, July 26, 2018 10:47:03 Pacific Daylight Time

Name: 180725M1_7, Date: 25-Jul-2018, Time: 19:42:01, ID: ST180725M1-6 PFC CS3 18G1915, Description: PFC CS3 18G1915

L-EtFOSAA

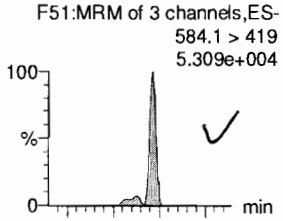

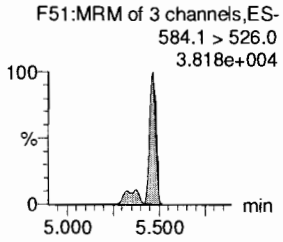

PFDoA

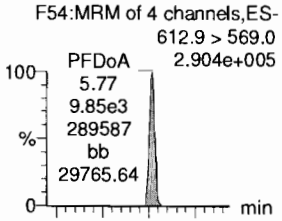

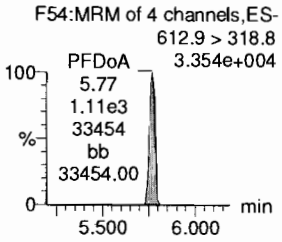

PFDS

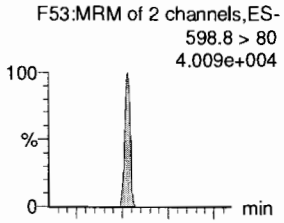

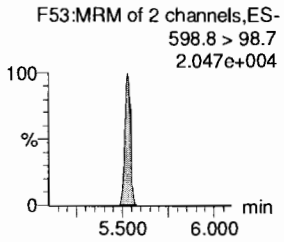

PFUdA

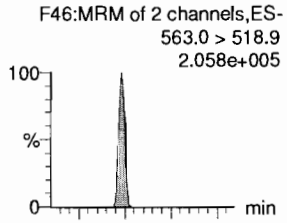

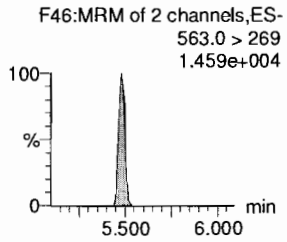

N-MeFOSA

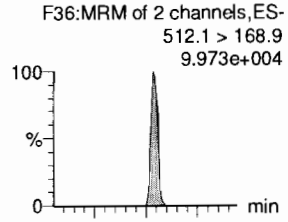

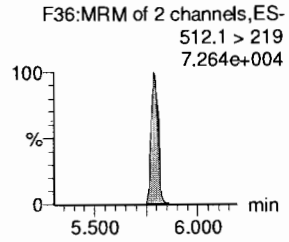

PFTrDA

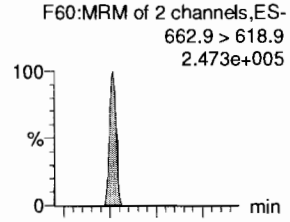

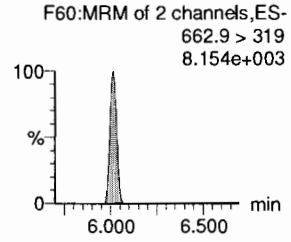

d5-N-EtFOSAA

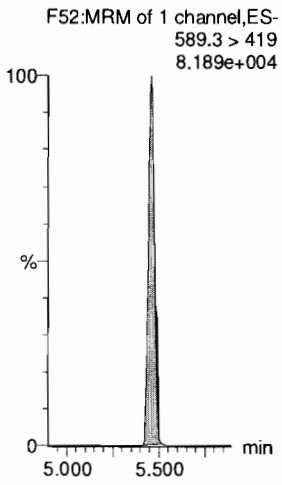

13C2-PFDoA

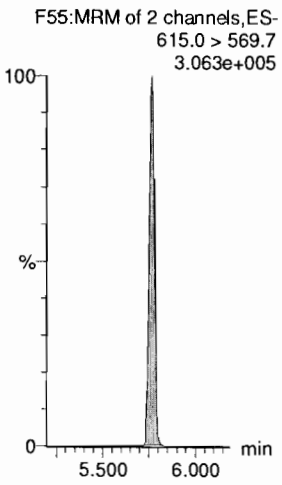

13C2-PFUdA

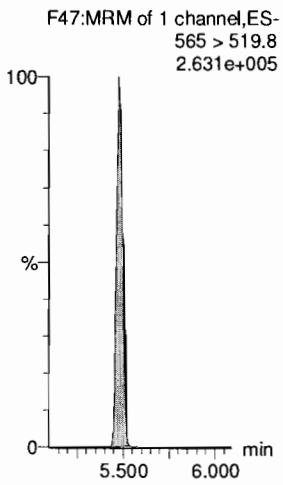

13C2-PFUdA

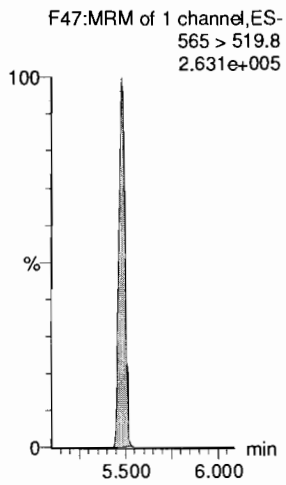

d3-N-MeFOSA

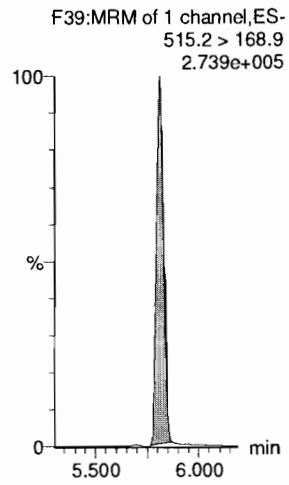

13C2-PFDoA

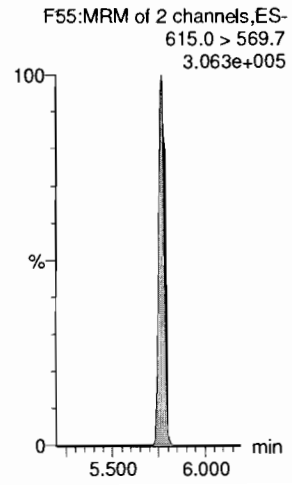

Dataset: F:\Projects\PFAS.PRO\Results\180725M1\180725M1-CRV.qld

Last Altered: Thursday, July 26, 2018 10:45:37 Pacific Daylight Time
Printed: Thursday, July 26, 2018 10:47:03 Pacific Daylight Time

Name: 180725M1_7, Date: 25-Jul-2018, Time: 19:42:01, ID: ST180725M1-6 PFC CS3 18G1915, Description: PFC CS3 18G1915

PFTeDA

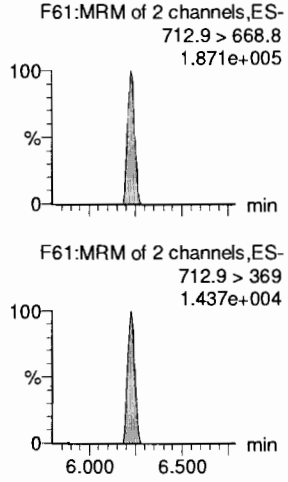

N-EtFOSA

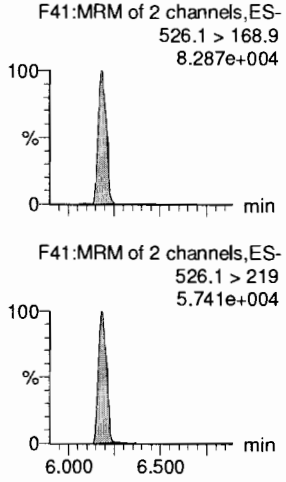

PFHxDA

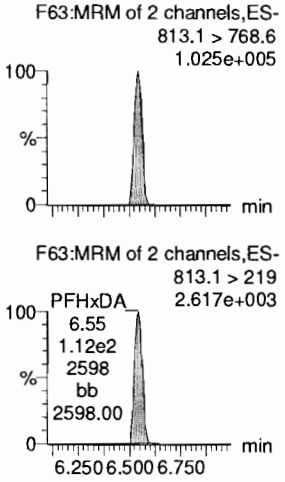

PFODA

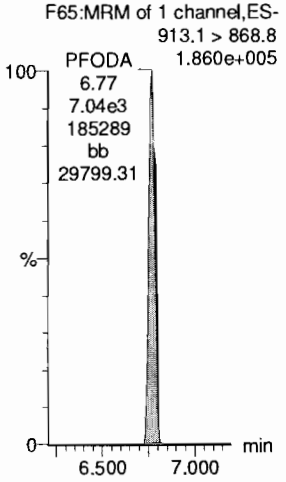

N-MeFOSE

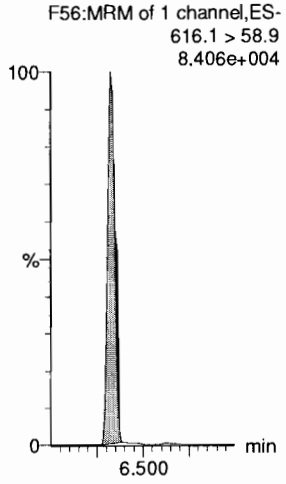

N-EtFOSE

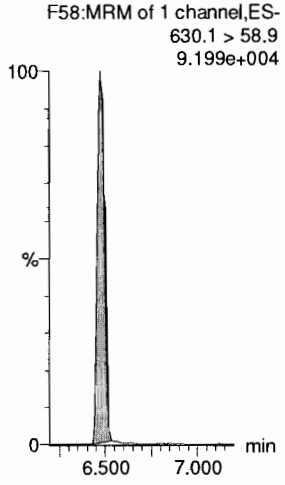

13C2-PFTeDA

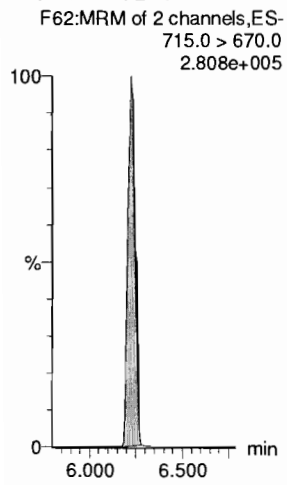

d5-N-ETFOSA

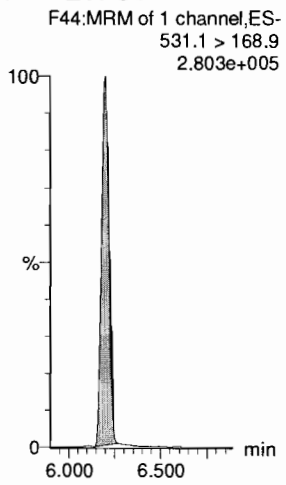

13C2-PFHxDA

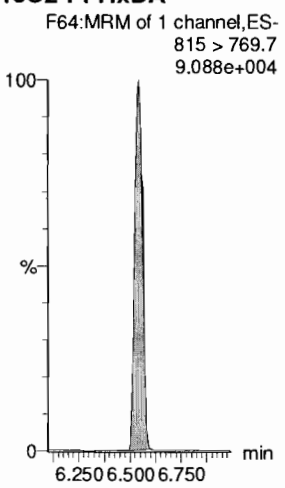

13C2-PFHxDA

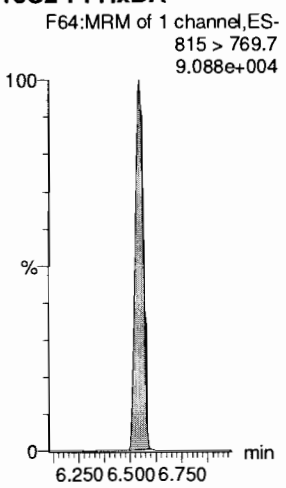

d7-N-MeFOSE

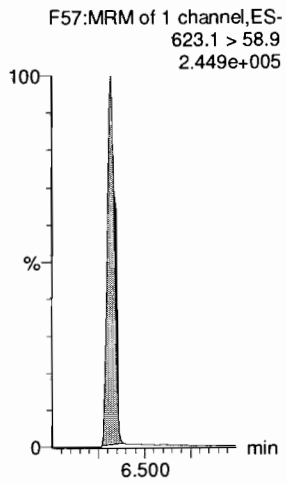

d9-N-EtFOSE

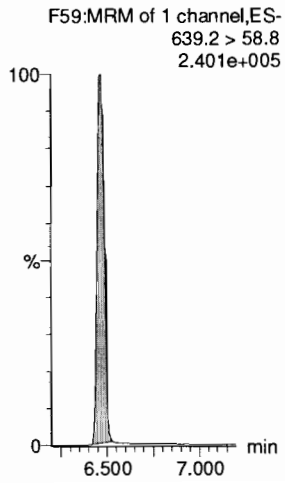

Dataset: F:\Projects\PFAS.PRO\Results\180725M1\180725M1-CRV.qld

Last Altered: Thursday, July 26, 2018 10:45:37 Pacific Daylight Time
Printed: Thursday, July 26, 2018 10:47:03 Pacific Daylight Time

Name: 180725M1_7, Date: 25-Jul-2018, Time: 19:42:01, ID: ST180725M1-6 PFC CS3 18G1915, Description: PFC CS3 18G1915

13C4-PFBA

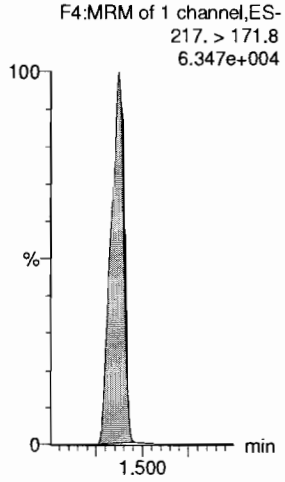

13C5-PFHxA

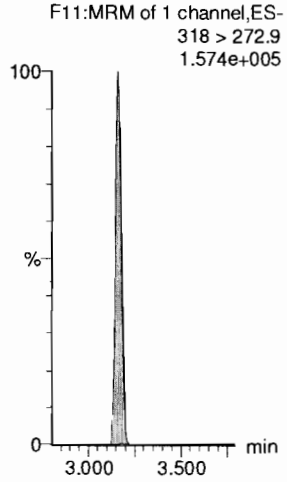

13C3-PFHxS

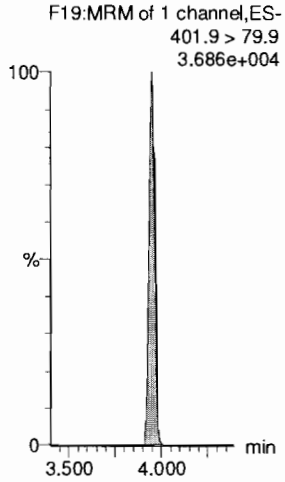

13C8-PFOA

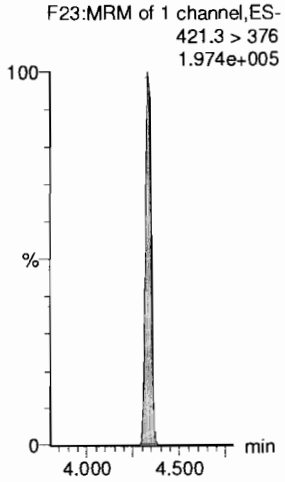

13C9-PFNA

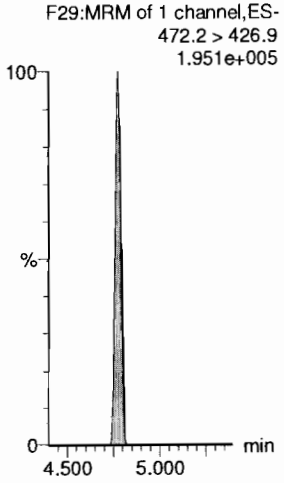

13C4-PFOS

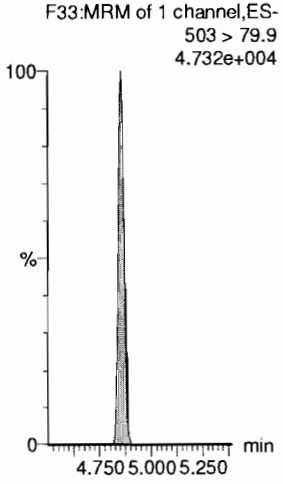

13C6-PFDA

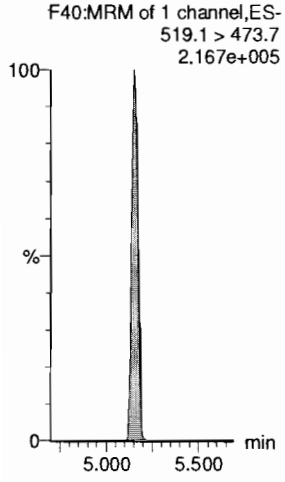

13C7-PFUdA

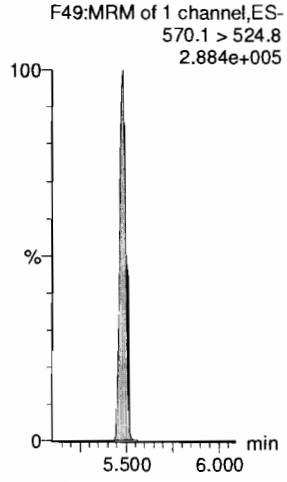

Dataset: F:\Projects\PFAS.PRO\Results\180725M1\180725M1-CRV.qld

Last Altered: Thursday, July 26, 2018 10:45:37 Pacific Daylight Time
Printed: Thursday, July 26, 2018 10:47:03 Pacific Daylight Time

Name: 180725M1_8, Date: 25-Jul-2018, Time: 19:52:32, ID: ST180725M1-7 PFC CS4 18G1916, Description: PFC CS4 18G1916

PFBA
F2:MRM of 1 channel,ES-
213.0 > 168.8
2.440e+005

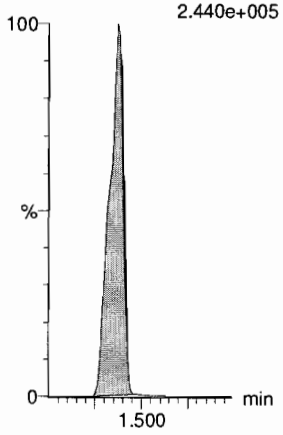

PFPeA
F5:MRM of 1 channel,ES-
263.1 > 218.9
6.571e+005

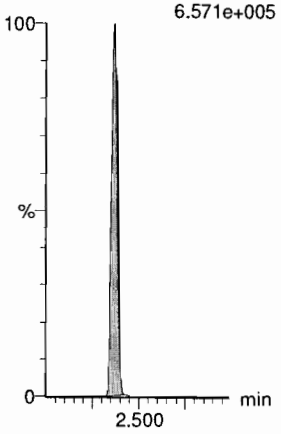

PFBS
F7:MRM of 2 channels,ES-
299.0 > 79.7
1.717e+005

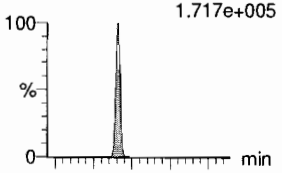

F7:MRM of 2 channels,ES-
299.0 > 99.0
6.071e+004

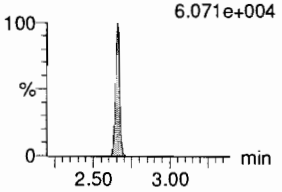

4:2 FTS
F12:MRM of 2 channels,ES-
327.2 > 307.2
1.131e+005

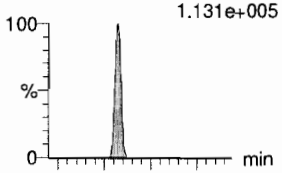

F12:MRM of 2 channels,ES-
327.2 > 81.1
6.331e+004

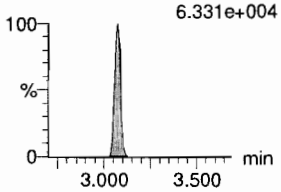

PFHxA
F9:MRM of 2 channels,ES-
313.0 > 269.0
7.766e+005



F9:MRM of 2 channels,ES-
313.0 > 118.9
4.936e+004

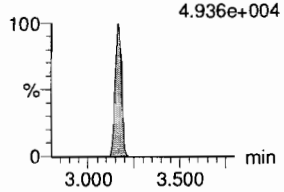

PFPeS
F15:MRM of 2 channels,ES-
349.1 > 80.1
1.179e+005

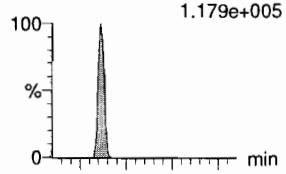

F15:MRM of 2 channels,ES-
349.1 > 99
6.654e+004

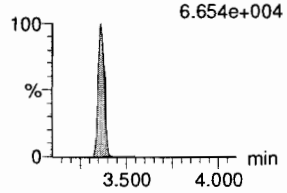

13C3-PFBA
F3:MRM of 1 channel,ES-
216.1 > 171.8
5.315e+004

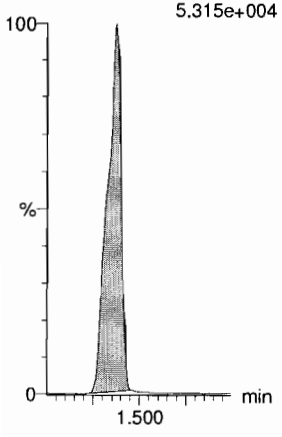

13C3-PFPeA
F6:MRM of 1 channel,ES-
266. > 221.8
1.601e+005

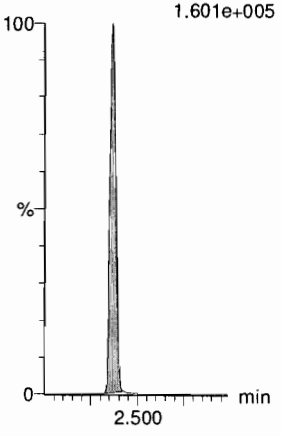

13C3-PFBS
F8:MRM of 1 channel,ES-
302. > 98.8
2.036e+004

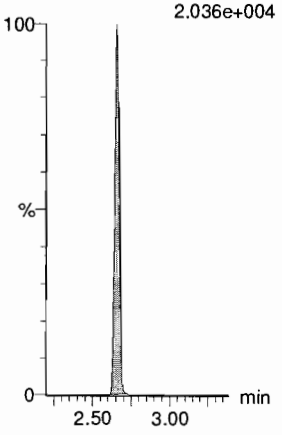

13C2-4:2 FTS
F13:MRM of 2 channels,ES-
329.0 > 80.9
1.622e+004

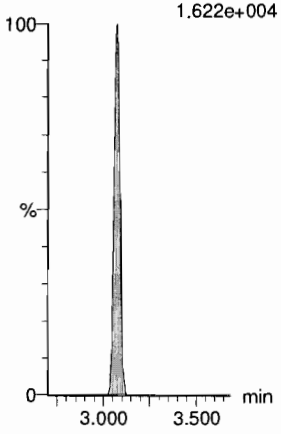

13C2-PFHxA
F10:MRM of 1 channel,ES-
315 > 269.8
4.553e+004

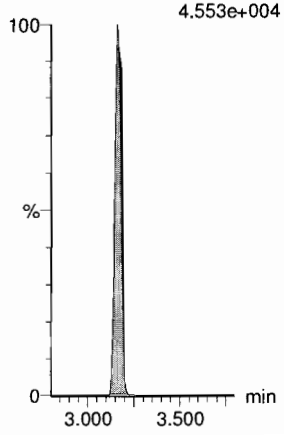

13C3-PFBS
F8:MRM of 1 channel,ES-
302. > 98.8
2.036e+004

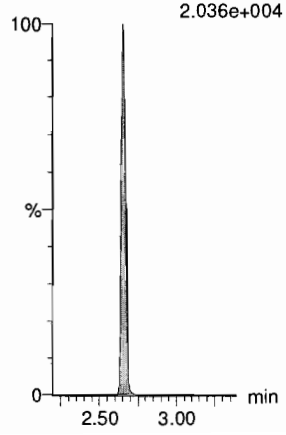

Dataset: F:\Projects\PFAS.PRO\Results\180725M1\180725M1-CRV.qld

Last Altered: Thursday, July 26, 2018 10:45:37 Pacific Daylight Time
Printed: Thursday, July 26, 2018 10:47:03 Pacific Daylight Time

Name: 180725M1_8, Date: 25-Jul-2018, Time: 19:52:32, ID: ST180725M1-7 PFC CS4 18G1916, Description: PFC CS4 18G1916

6:2 FTS

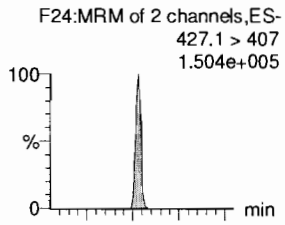

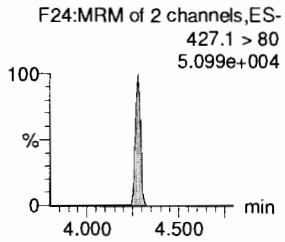

PFHpA

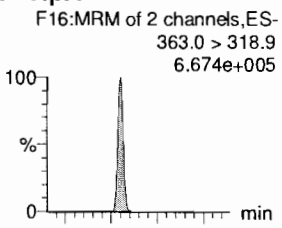

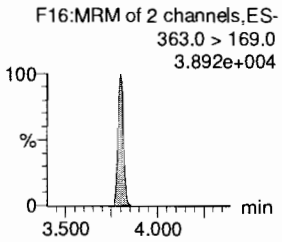

L-PFHxS

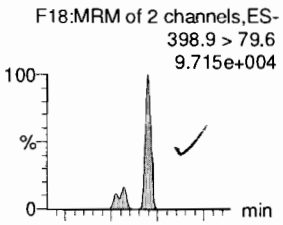

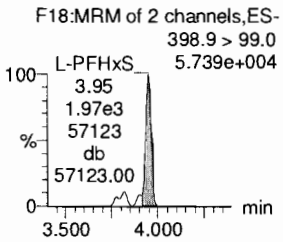

L-PFOA

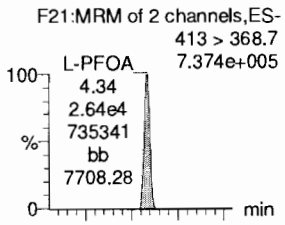

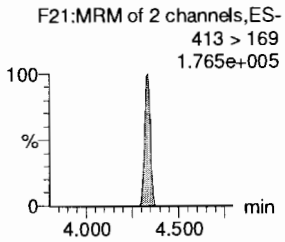

PFHpS

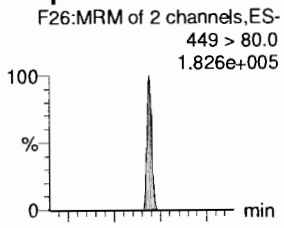

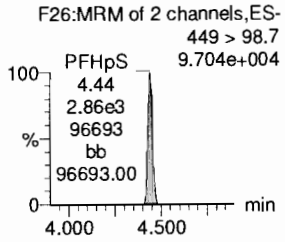

PFNA

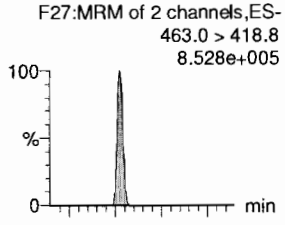

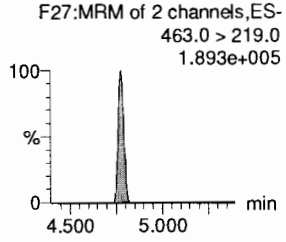

13C2-6:2 FTS

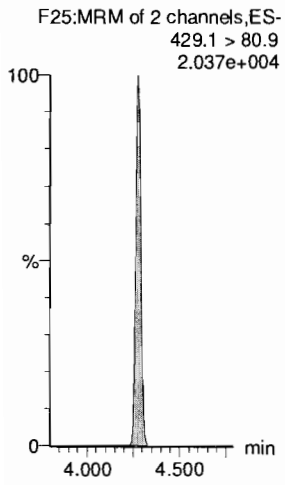

13C4-PFHpA

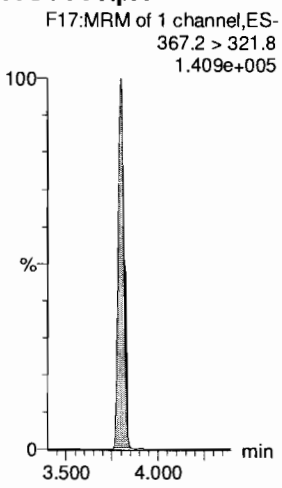

18O2-PFHxS

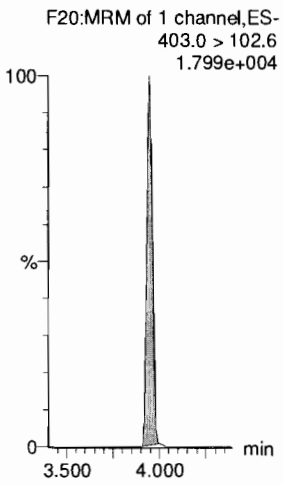

13C2-PFOA

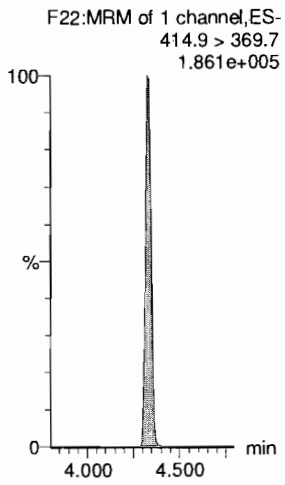

13C8-PFOS

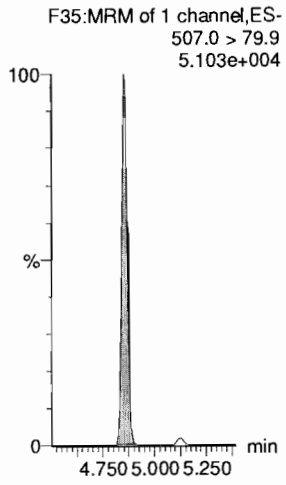

13C5-PFNA

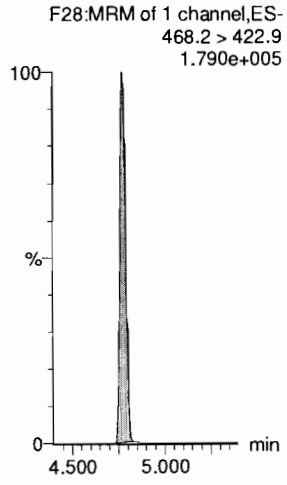

Dataset: F:\Projects\PFAS.PRO\Results\180725M1\180725M1-CRV.qld

Last Altered: Thursday, July 26, 2018 10:45:37 Pacific Daylight Time
Printed: Thursday, July 26, 2018 10:47:03 Pacific Daylight Time

Name: 180725M1_8, Date: 25-Jul-2018, Time: 19:52:32, ID: ST180725M1-7 PFC CS4 18G1916, Description: PFC CS4 18G1916

PFOSA

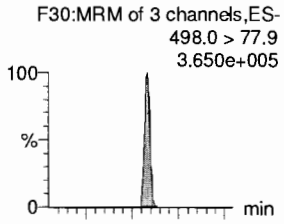

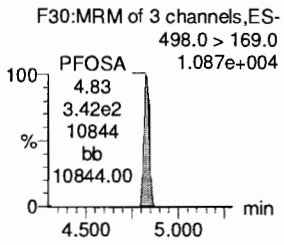

L-PFOS

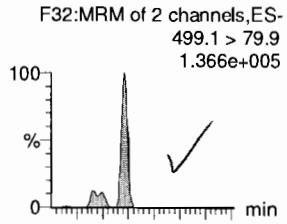

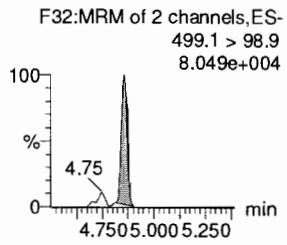

PFDA

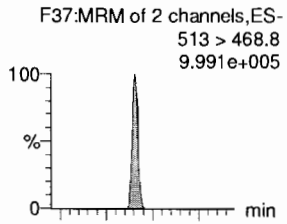

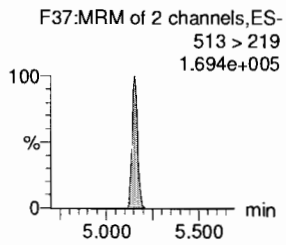

8:2 FTS

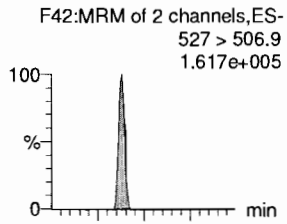

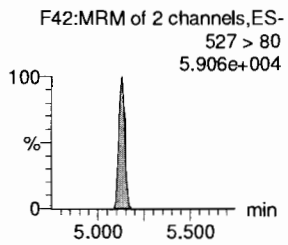

PFNS

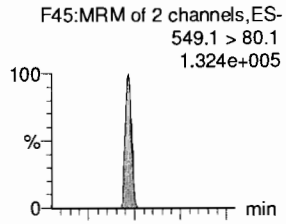

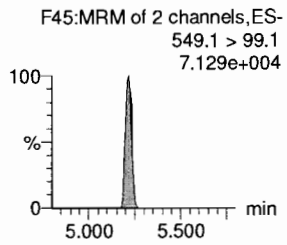

L-MeFOSAA

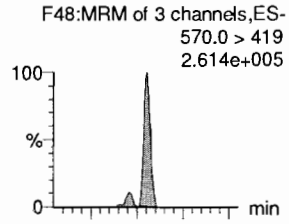

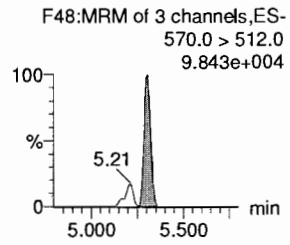

13C8-PFOSA

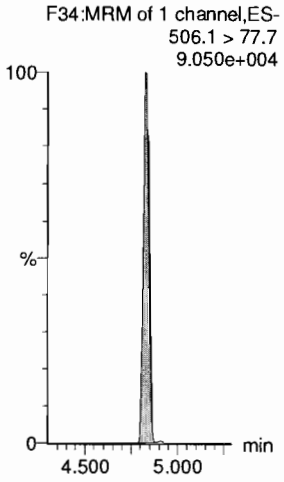

13C8-PFOS

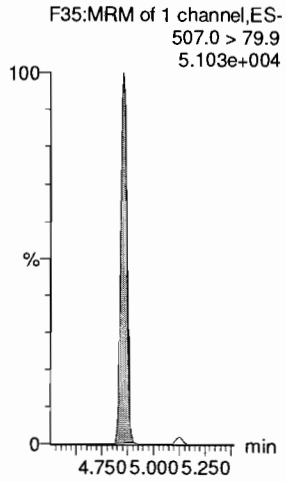

13C2-PFDA

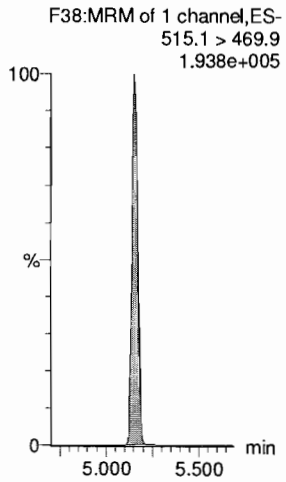

13C2-8:2 FTS

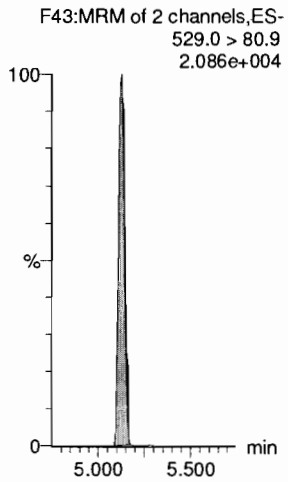

13C8-PFOS

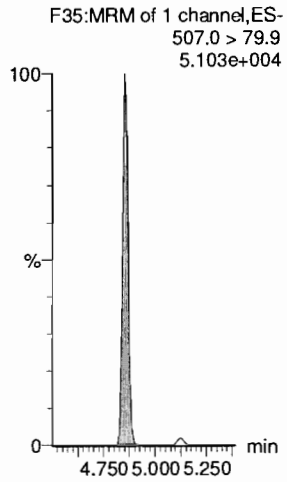

d3-N-MeFOSAA

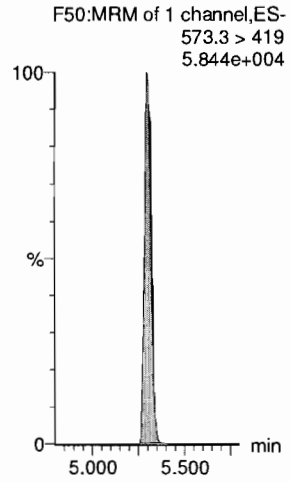

Dataset: F:\Projects\PFAS.PRO\Results\180725M1\180725M1-CRV.qld

Last Altered: Thursday, July 26, 2018 10:45:37 Pacific Daylight Time
Printed: Thursday, July 26, 2018 10:47:03 Pacific Daylight Time

Name: 180725M1_8, Date: 25-Jul-2018, Time: 19:52:32, ID: ST180725M1-7 PFC CS4 18G1916, Description: PFC CS4 18G1916

L-EtFOSAA

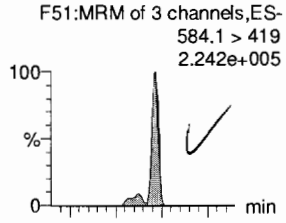

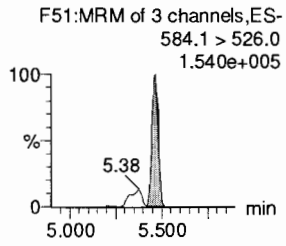

PFDoA

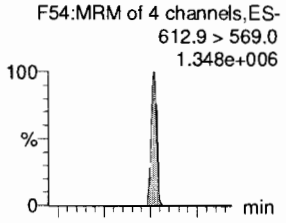

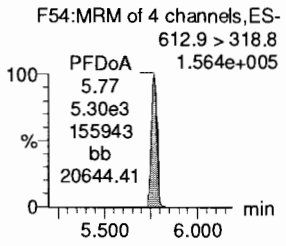

PFDS

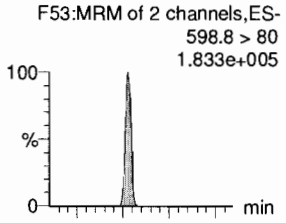

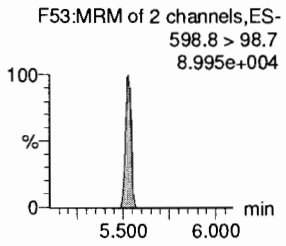

PFUdA

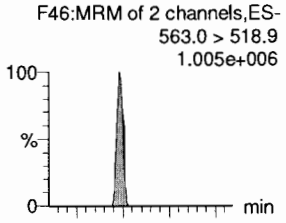

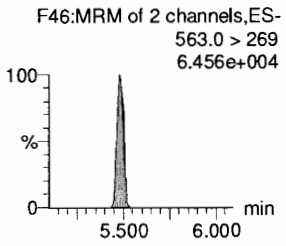

N-MeFOSA

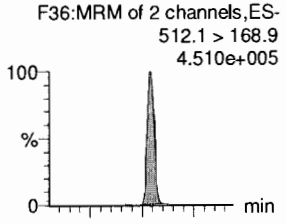

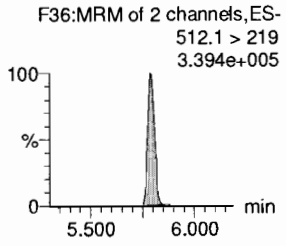

PFTrDA

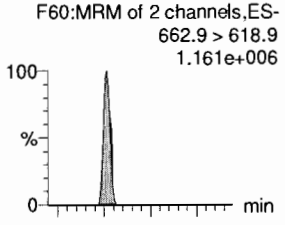

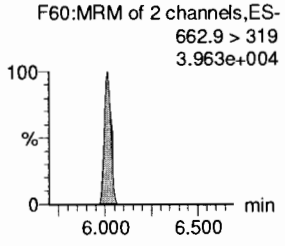

d5-N-EtFOSAA

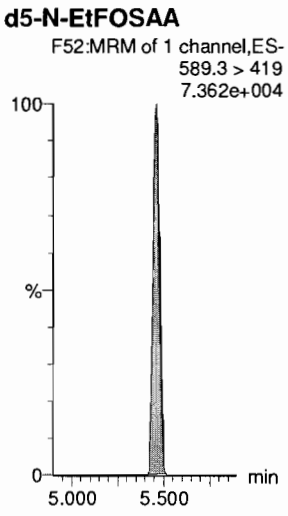

13C2-PFDoA

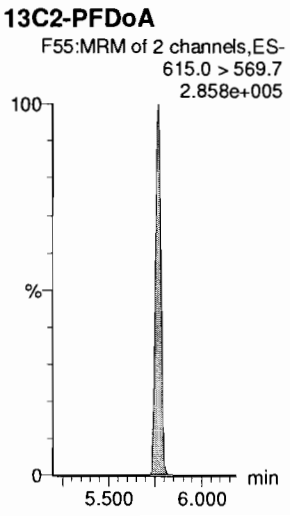

13C2-PFUdA

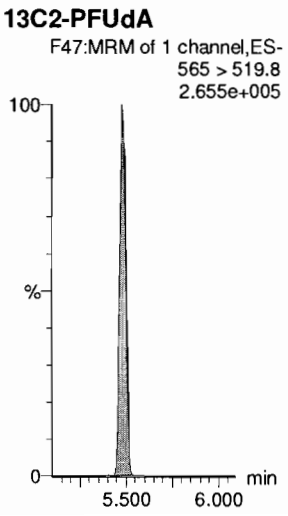

13C2-PFUdA

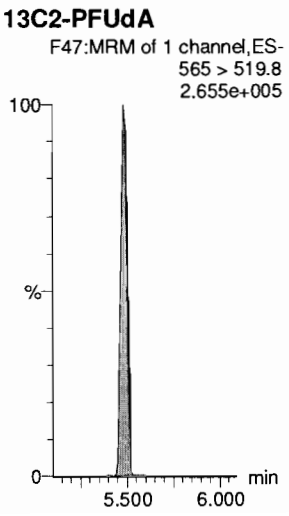

d3-N-MeFOSA

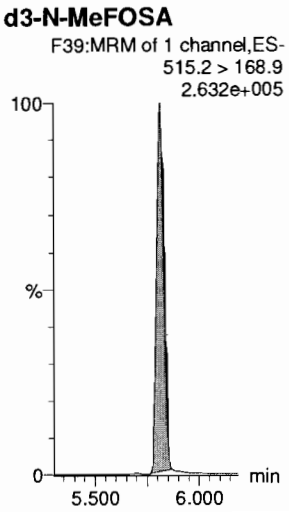

13C2-PFDoA

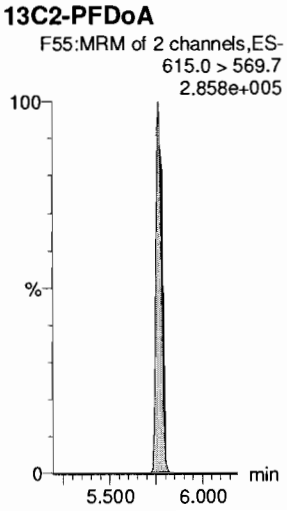

Dataset: F:\Projects\PFAS.PRO\Results\180725M1\180725M1-CRV.qld

Last Altered: Thursday, July 26, 2018 10:45:37 Pacific Daylight Time
Printed: Thursday, July 26, 2018 10:47:03 Pacific Daylight Time

Name: 180725M1_8, Date: 25-Jul-2018, Time: 19:52:32, ID: ST180725M1-7 PFC CS4 18G1916, Description: PFC CS4 18G1916

PFTeDA

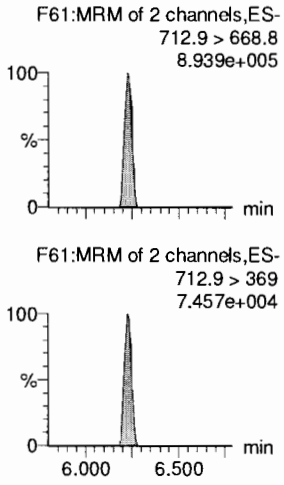

N-EtFOSA

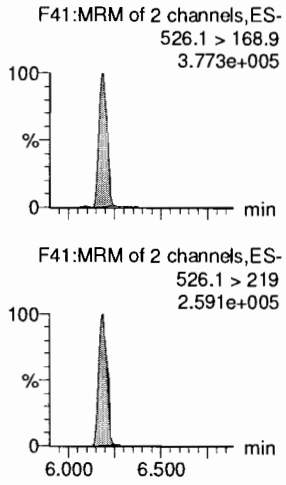

PFHxDA

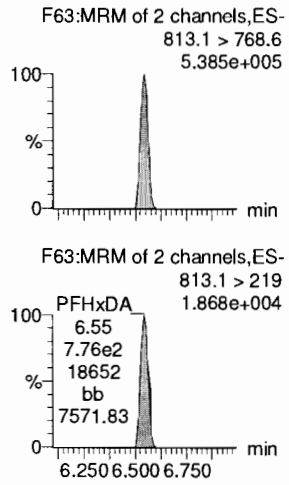

PFODA

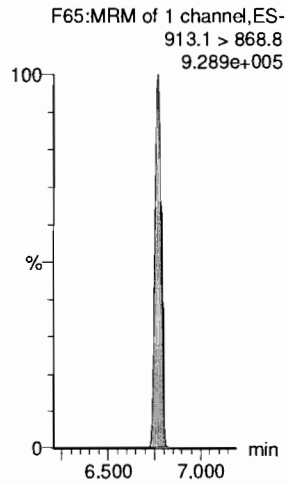

N-MeFOSE

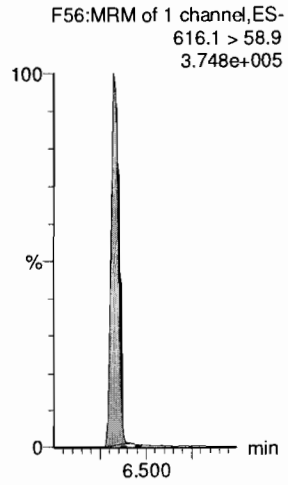

N-EtFOSE

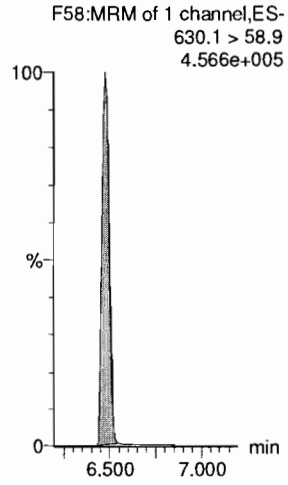

13C2-PFTeDA

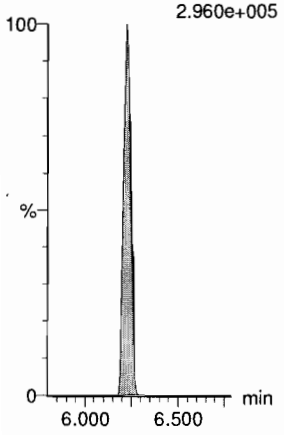

d5-N-ETFOSA

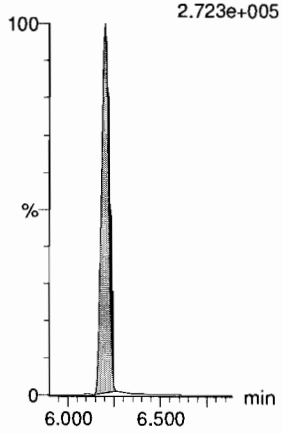

13C2-PFHxDA

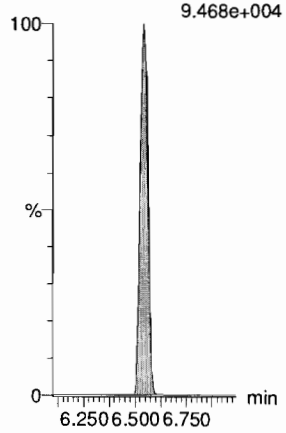

13C2-PFHxDA

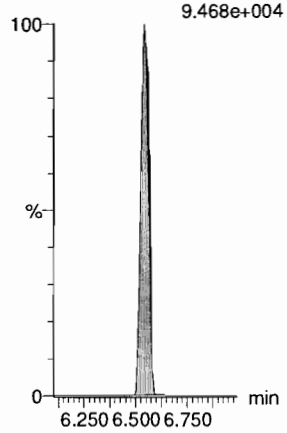

d7-N-MeFOSE

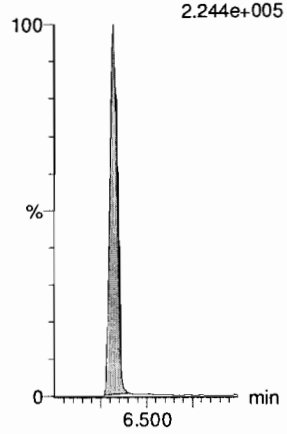

d9-N-EtFOSE

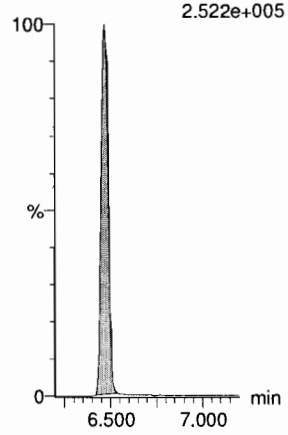

Dataset: F:\Projects\PFAS.PRO\Results\180725M1\180725M1-CRV.qld

Last Altered: Thursday, July 26, 2018 10:45:37 Pacific Daylight Time
Printed: Thursday, July 26, 2018 10:47:03 Pacific Daylight Time

Name: 180725M1_8, Date: 25-Jul-2018, Time: 19:52:32, ID: ST180725M1-7 PFC CS4 18G1916, Description: PFC CS4 18G1916

13C4-PFBA

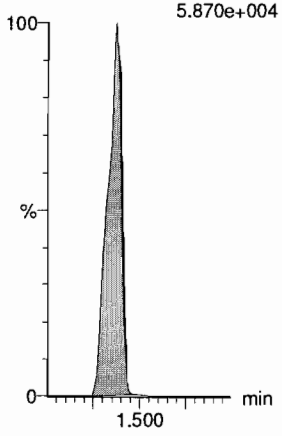

13C5-PFHxA

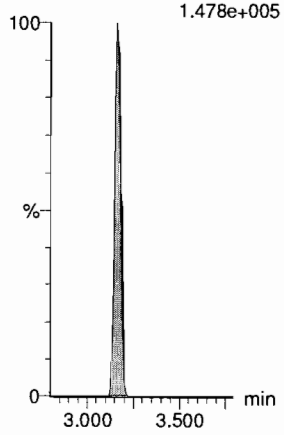

13C3-PFHxS

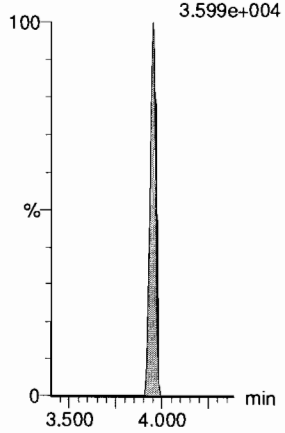

13C8-PFOA

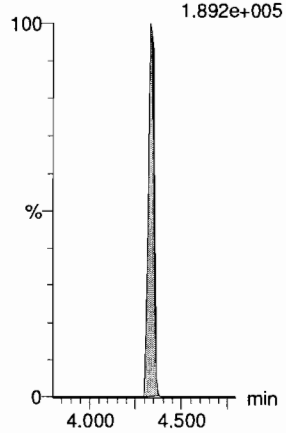

13C9-PFNA

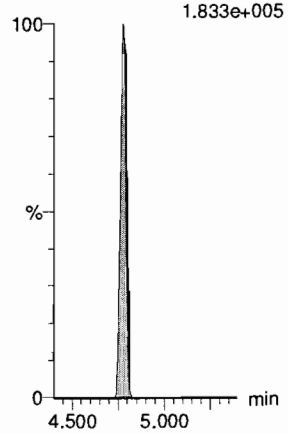

13C4-PFOS

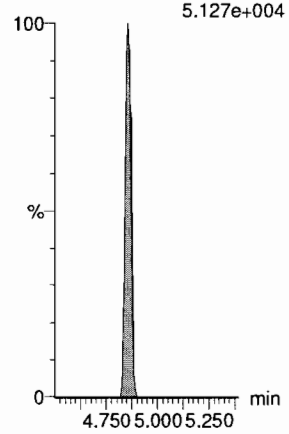

13C6-PFDA

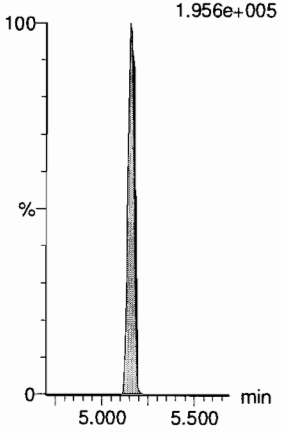

13C7-PFUdA

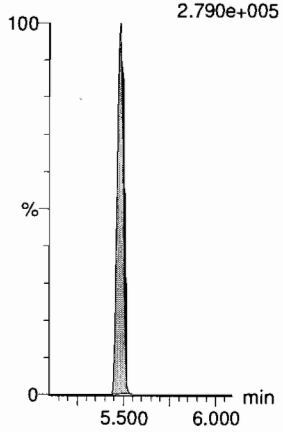

Dataset: F:\Projects\PFAS.PRO\Results\180725M1\180725M1-CRV.qld

Last Altered: Thursday, July 26, 2018 10:45:37 Pacific Daylight Time
Printed: Thursday, July 26, 2018 10:47:03 Pacific Daylight Time

Name: 180725M1_9, Date: 25-Jul-2018, Time: 20:02:56, ID: ST180725M1-8 PFC CS5 18G1917, Description: PFC CS5 18G1917

PFBA

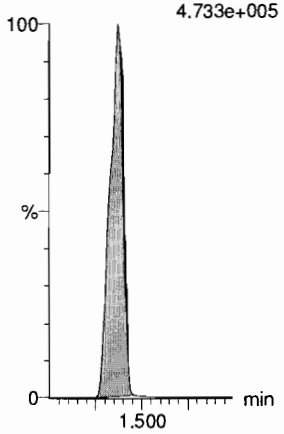

PFPeA

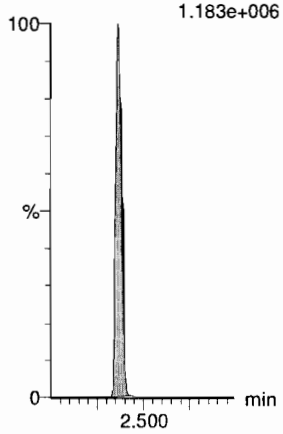

PFBS

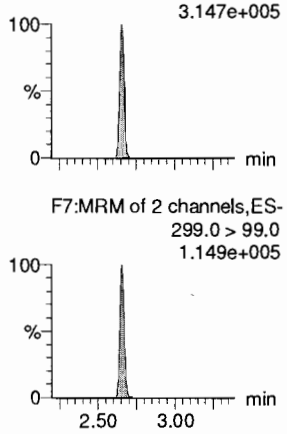

4:2 FTS

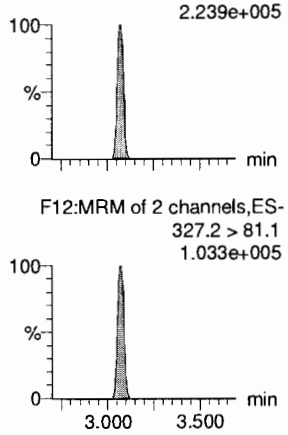

PFHxA

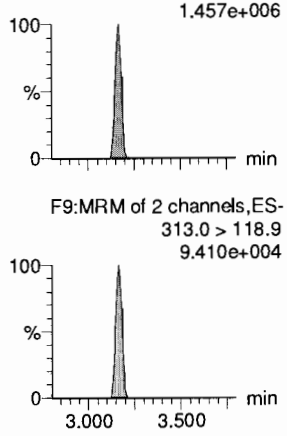

PFPeS

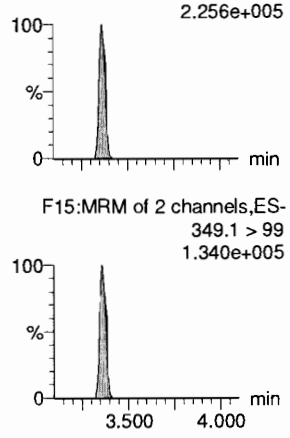

13C3-PFBA

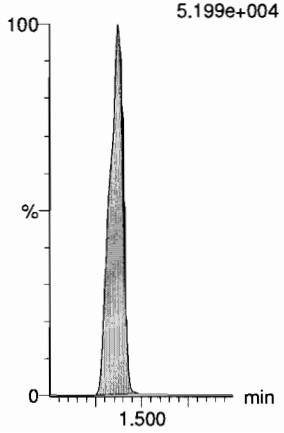

13C3-PFPeA

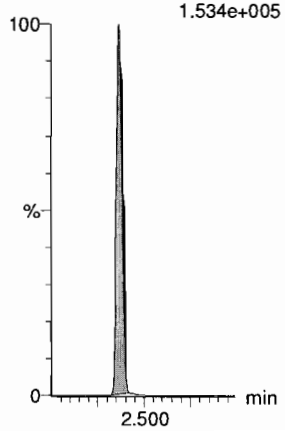

13C3-PFBS

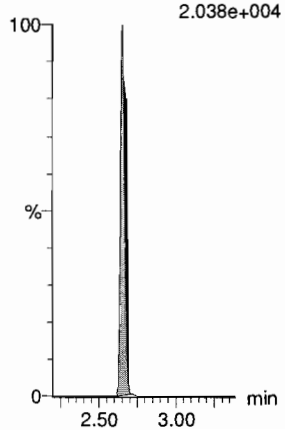

13C2-4:2 FTS

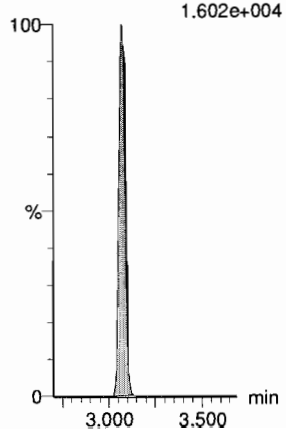

13C2-PFHxA

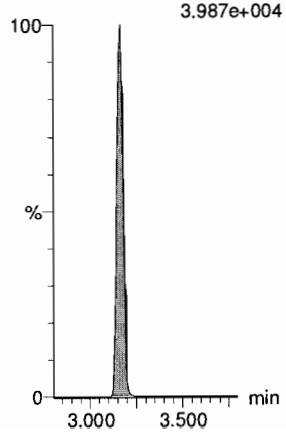

13C3-PFBS

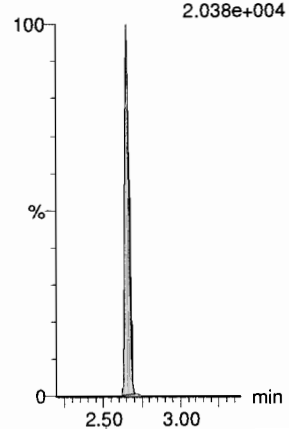

Dataset: F:\Projects\PFAS.PRO\Results\180725M1\180725M1-CRV.qld

Last Altered: Thursday, July 26, 2018 10:45:37 Pacific Daylight Time
Printed: Thursday, July 26, 2018 10:47:03 Pacific Daylight Time

Name: 180725M1_9, Date: 25-Jul-2018, Time: 20:02:56, ID: ST180725M1-8 PFC CS5 18G1917, Description: PFC CS5 18G1917

6:2 FTS

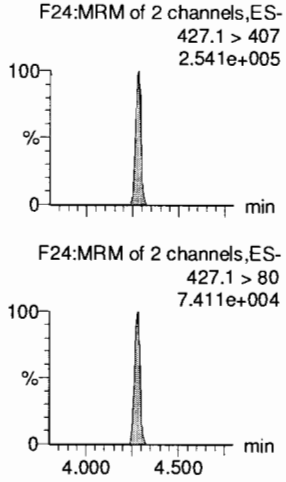

PFHpA

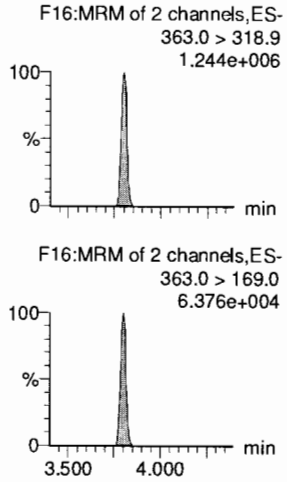

L-PFHxS

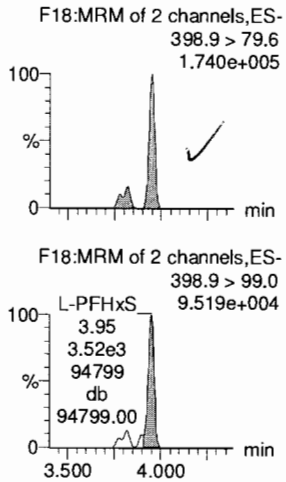

L-PFOA

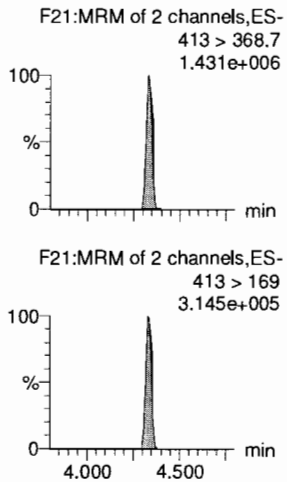

PFHpS

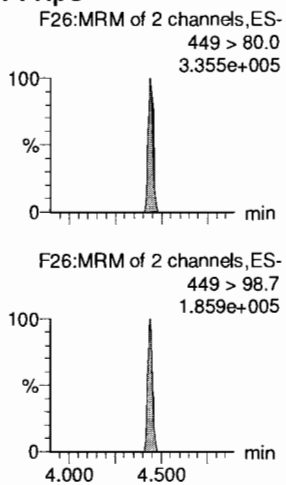

PFNA

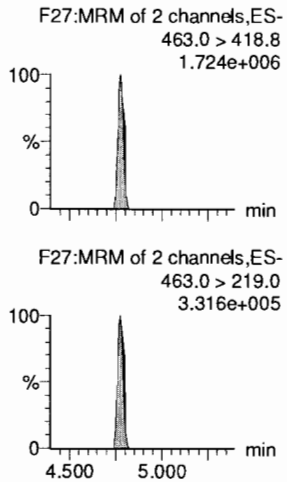

13C2-6:2 FTS

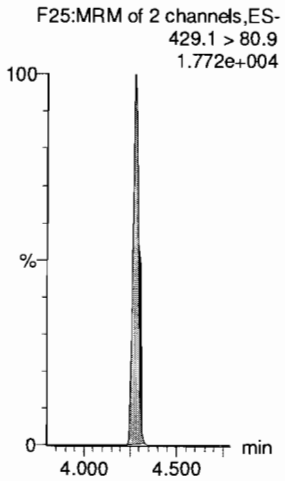

13C4-PFHpA

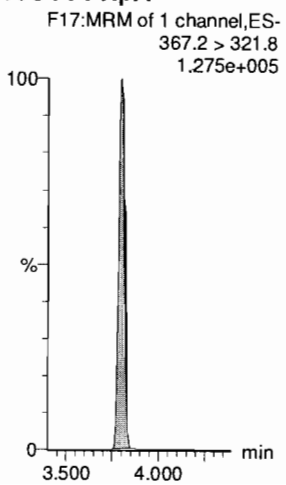

18O2-PFHxS

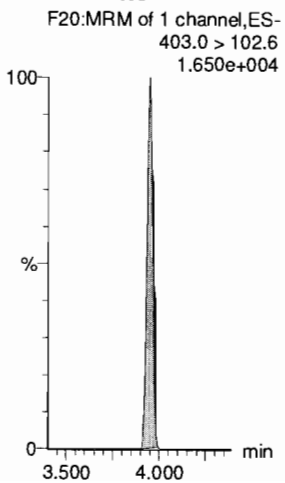

13C2-PFOA

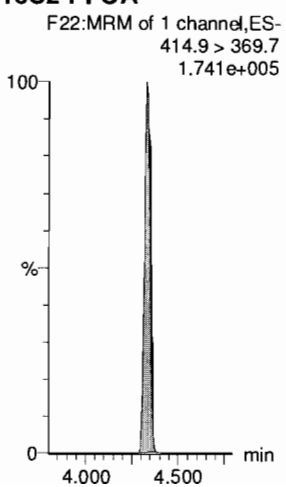

13C8-PFOS

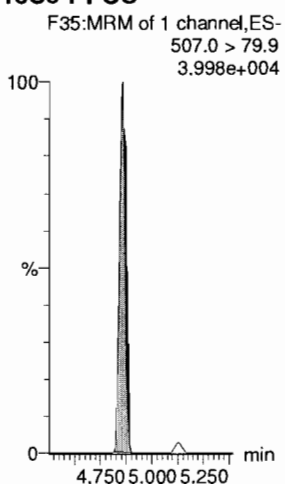

13C5-PFNA

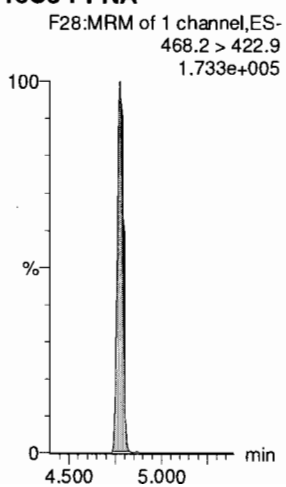

Dataset: F:\Projects\PFAS.PRO\Results\180725M1\180725M1-CRV.qld

Last Altered: Thursday, July 26, 2018 10:45:37 Pacific Daylight Time
Printed: Thursday, July 26, 2018 10:47:03 Pacific Daylight Time

Name: 180725M1_9, Date: 25-Jul-2018, Time: 20:02:56, ID: ST180725M1-8 PFC CS5 18G1917, Description: PFC CS5 18G1917

PFOSA

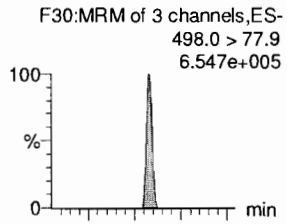

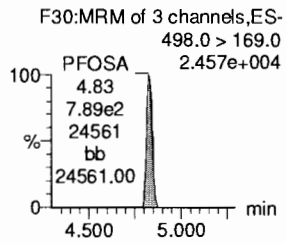

L-PFOS

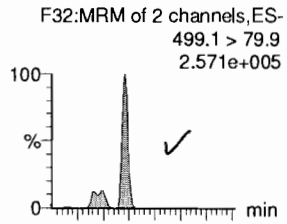

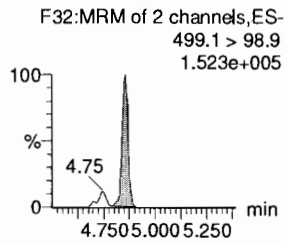

PFDA

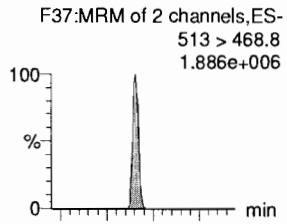

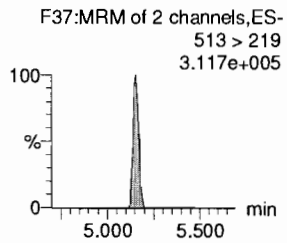

8:2 FTS

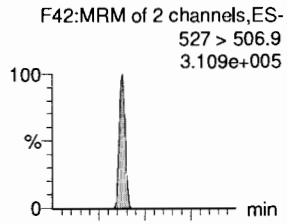

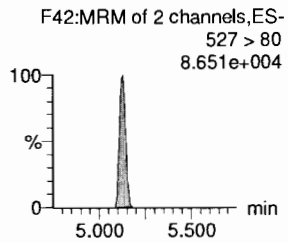

PFNS

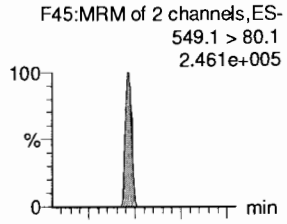

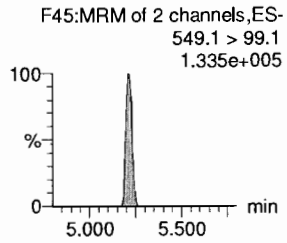

L-MeFOSAA

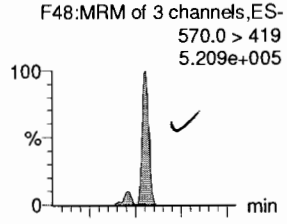

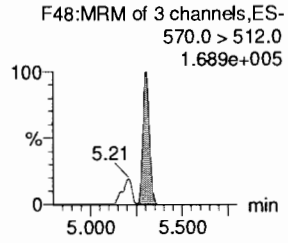

13C8-PFOSA

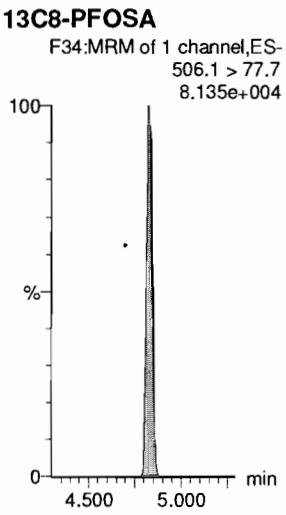

13C8-PFOS

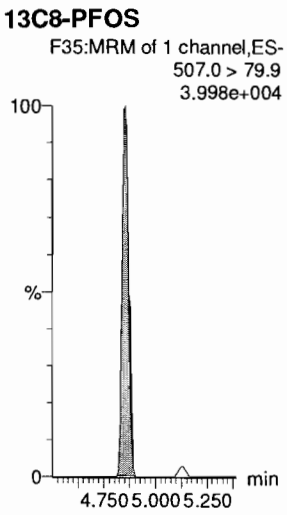

13C2-PFDA

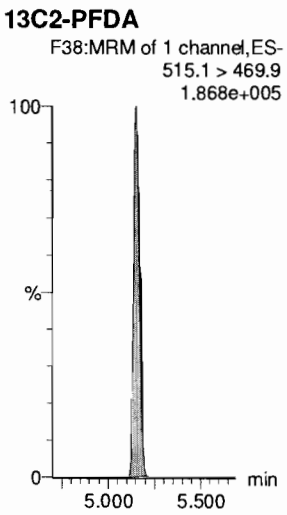

13C2-8:2 FTS

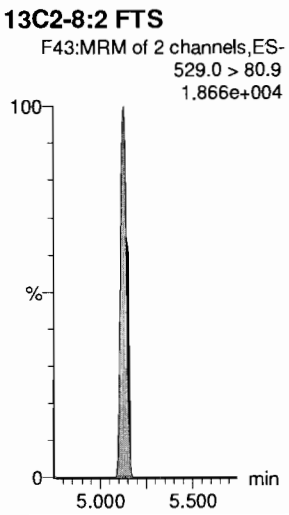

13C8-PFOS

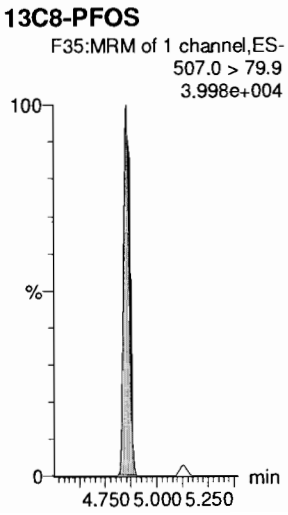

d3-N-MeFOSAA



Dataset: F:\Projects\PFAS.PRO\Results\180725M1\180725M1-CRV.qld

Last Altered: Thursday, July 26, 2018 10:45:37 Pacific Daylight Time
Printed: Thursday, July 26, 2018 10:47:03 Pacific Daylight Time

Name: 180725M1_9, Date: 25-Jul-2018, Time: 20:02:56, ID: ST180725M1-8 PFC CS5 18G1917, Description: PFC CS5 18G1917

L-EtFOSAA

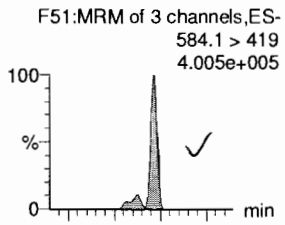

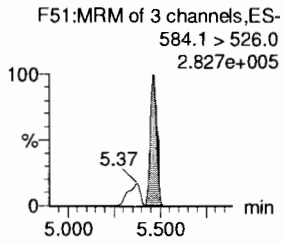

PFDoA

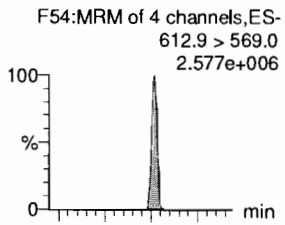

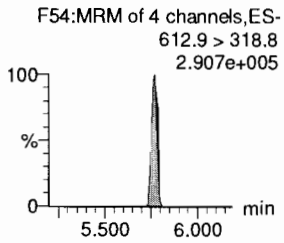

PFDS

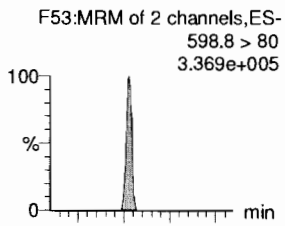

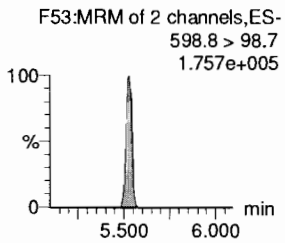

PFUdA

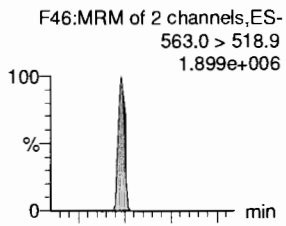

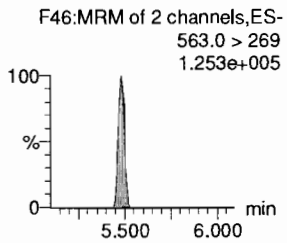

N-MeFOSA

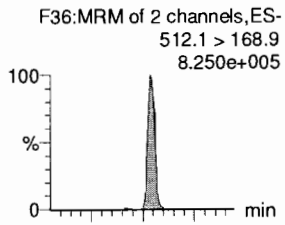

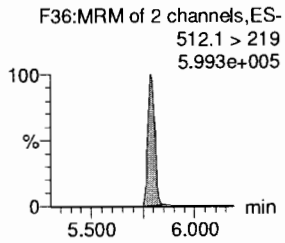

PFTrDA

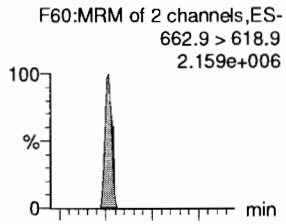

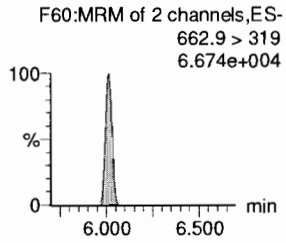

d5-N-EtFOSAA

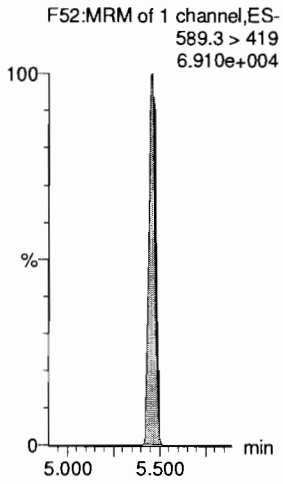

13C2-PFDoA

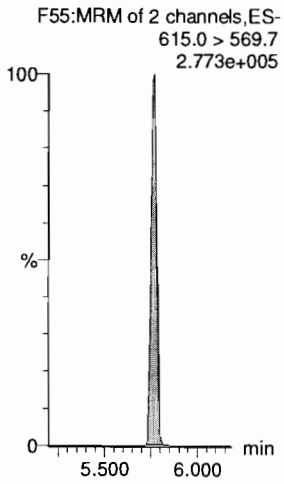

13C2-PFUdA

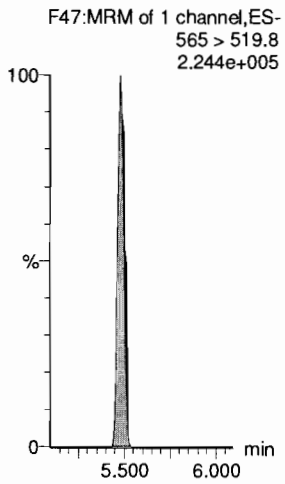

13C2-PFUdA

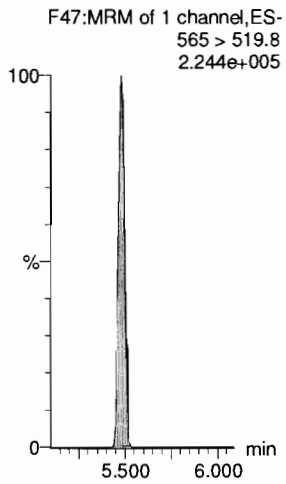

d3-N-MeFOSA

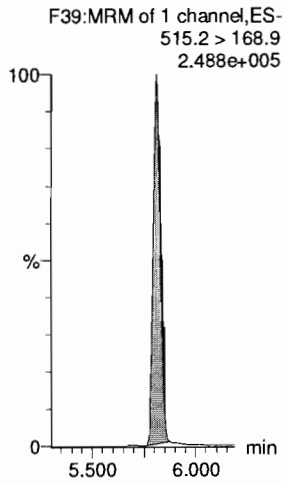

13C2-PFDoA

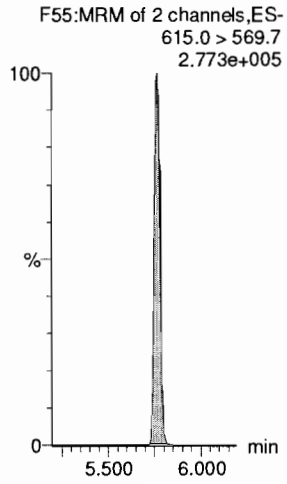

Dataset: F:\Projects\PFAS.PRO\Results\180725M1\180725M1-CRV.qld

Last Altered: Thursday, July 26, 2018 10:45:37 Pacific Daylight Time
Printed: Thursday, July 26, 2018 10:47:03 Pacific Daylight Time

Name: 180725M1_9, Date: 25-Jul-2018, Time: 20:02:56, ID: ST180725M1-8 PFC CS5 18G1917, Description: PFC CS5 18G1917

PFTeDA

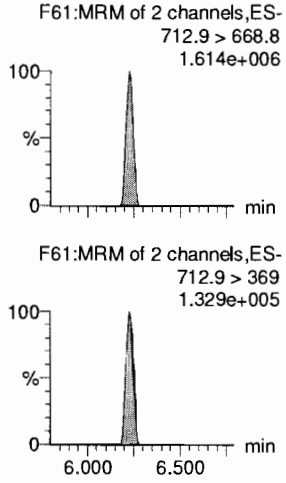

N-EtFOSA

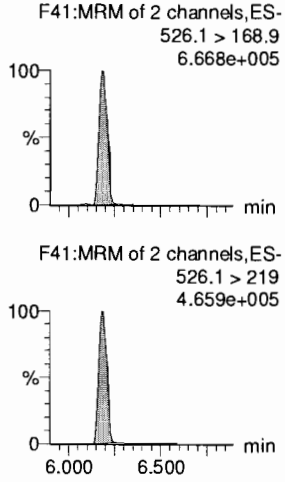

PFHxDA

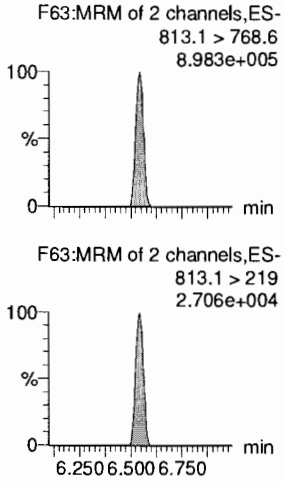

PFODA

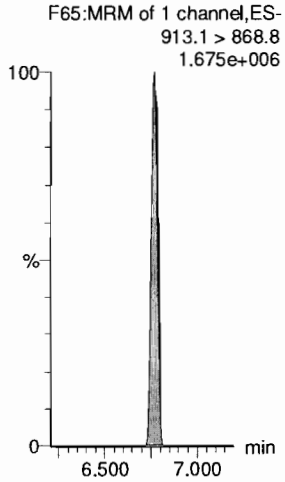

N-MeFOSE

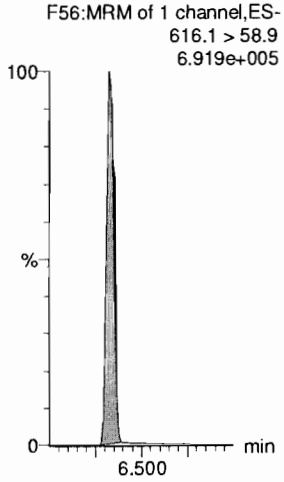

N-EtFOSE

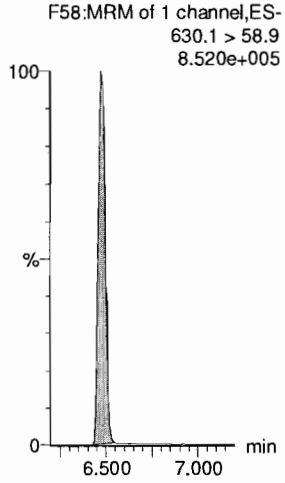

13C2-PFTeDA

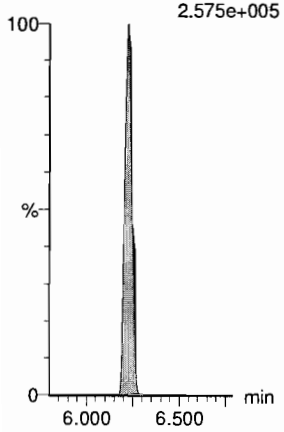

d5-N-ETFOSA

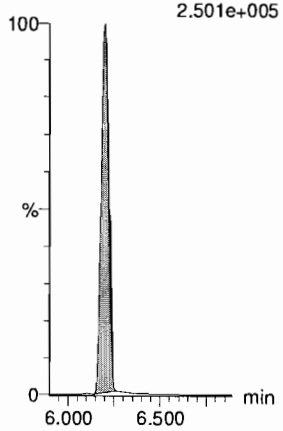

13C2-PFHxDA

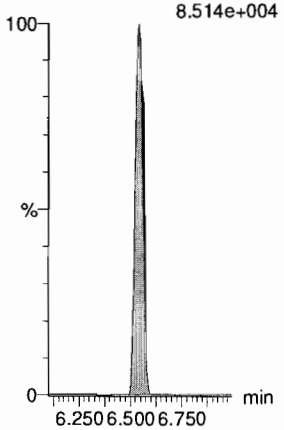

13C2-PFHxDA

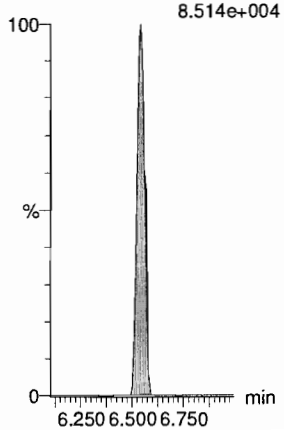

d7-N-MeFOSE

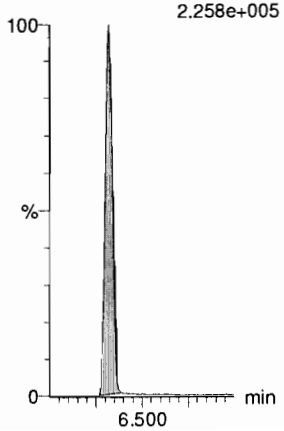

d9-N-EtFOSE

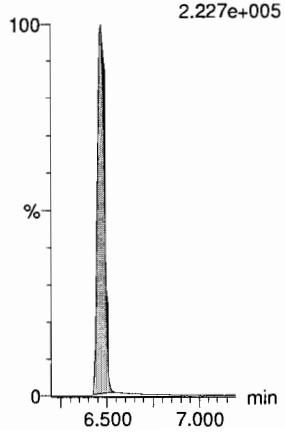

Dataset: F:\Projects\PFAS.PRO\Results\180725M1\180725M1-CRV.qld

Last Altered: Thursday, July 26, 2018 10:45:37 Pacific Daylight Time
Printed: Thursday, July 26, 2018 10:47:03 Pacific Daylight Time

Name: 180725M1_9, Date: 25-Jul-2018, Time: 20:02:56, ID: ST180725M1-8 PFC CS5 18G1917, Description: PFC CS5 18G1917

13C4-PFBA

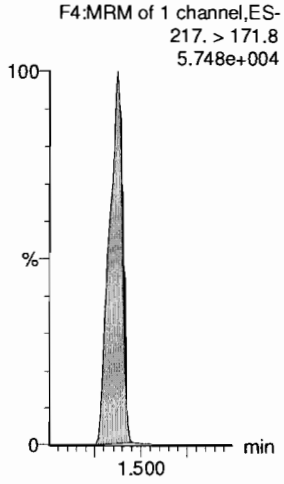

13C5-PFHxA

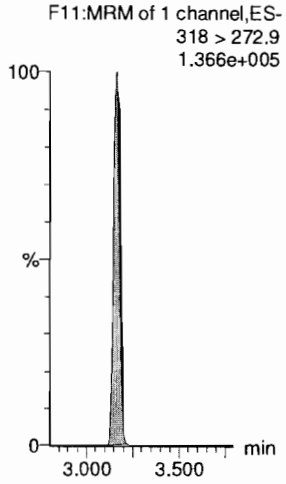

13C3-PFHxS

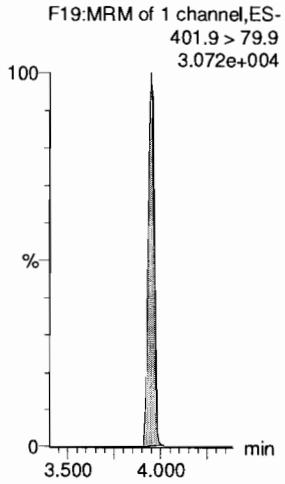

13C8-PFOA

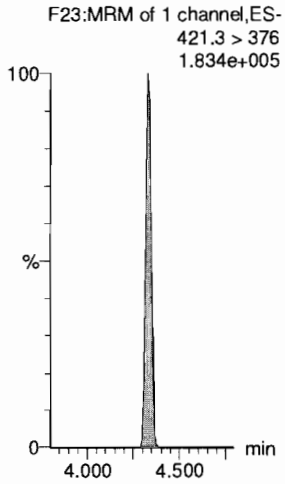

13C9-PFNA

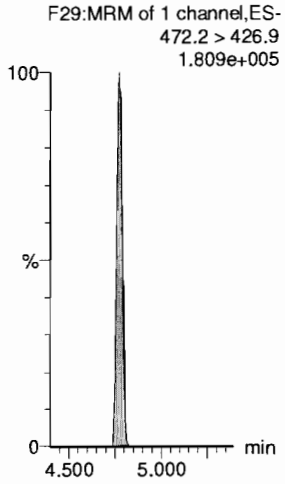

13C4-PFOS

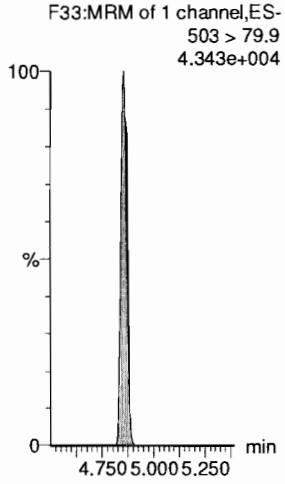

13C6-PFDA

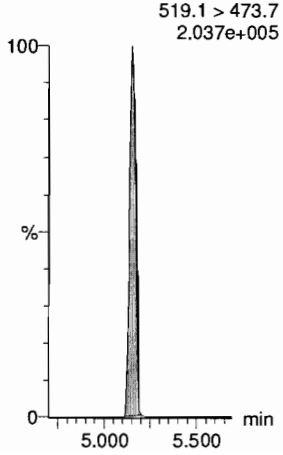

13C7-PFUdA

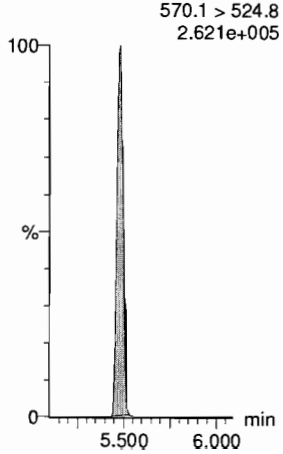

Dataset: F:\Projects\PFAS.PRO\Results\180725M1\180725M1-CRV.qld

Last Altered: Thursday, July 26, 2018 10:45:37 Pacific Daylight Time
Printed: Thursday, July 26, 2018 10:47:03 Pacific Daylight Time

Name: 180725M1_10, Date: 25-Jul-2018, Time: 20:13:26, ID: ST180725M1-9 PFC CS6 18G1918, Description: PFC CS6 18G1918

PFBA

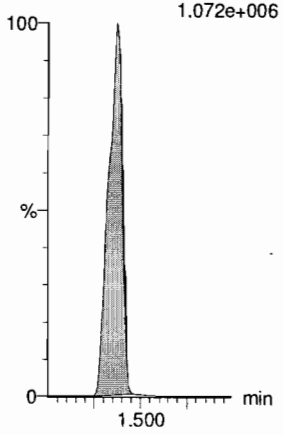

PFPeA

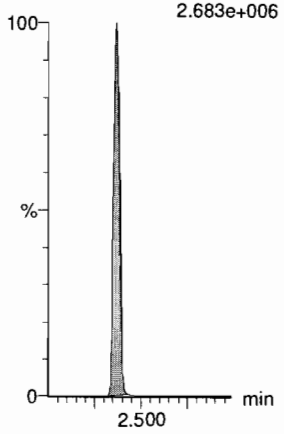

PFBS

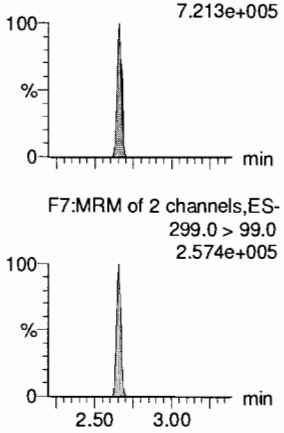

4:2 FTS

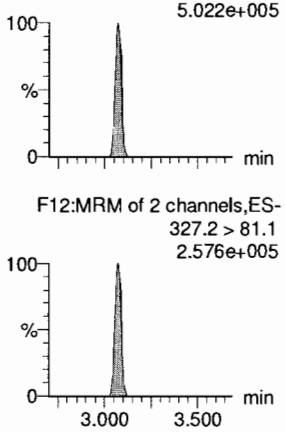

PFHxA

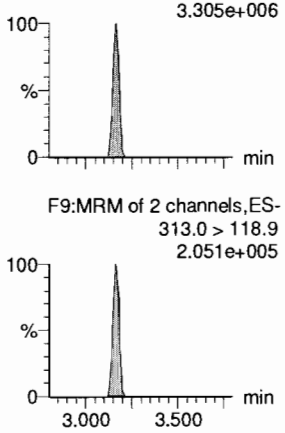

PFPeS

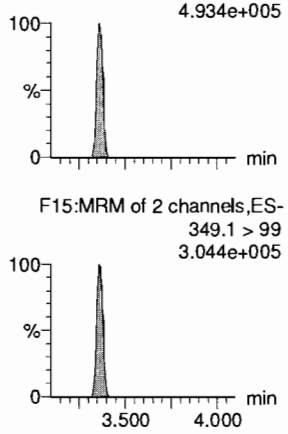

13C3-PFBA

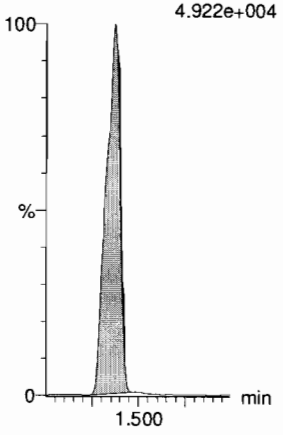

13C3-PFPeA

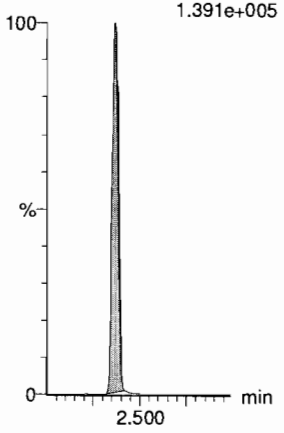

13C3-PFBS



13C2-4:2 FTS

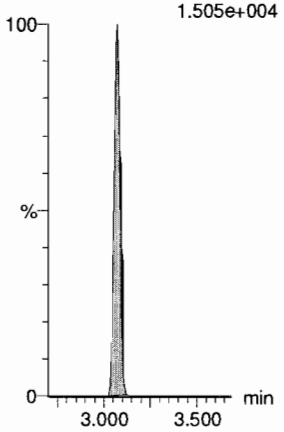

13C2-PFHxA

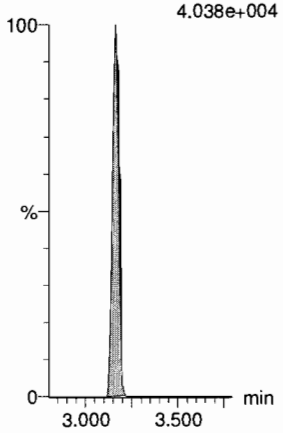

13C3-PFBS

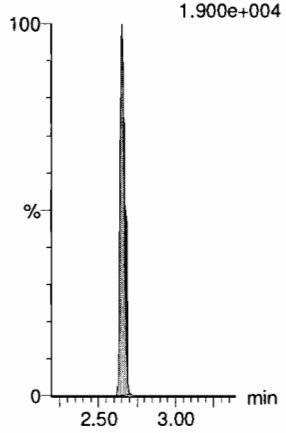

Dataset: F:\Projects\PFAS.PRO\Results\180725M1\180725M1-CRV.qld

Last Altered: Thursday, July 26, 2018 10:45:37 Pacific Daylight Time
Printed: Thursday, July 26, 2018 10:47:03 Pacific Daylight Time

Name: 180725M1_10, Date: 25-Jul-2018, Time: 20:13:26, ID: ST180725M1-9 PFC CS6 18G1918, Description: PFC CS6 18G1918

6:2 FTS

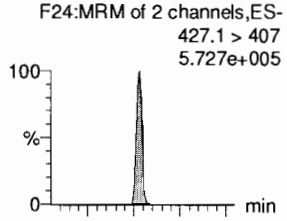

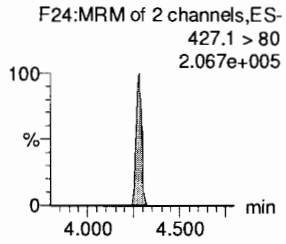

PFHpA

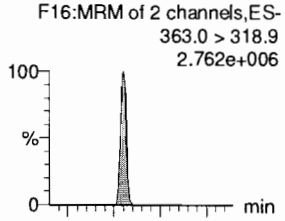

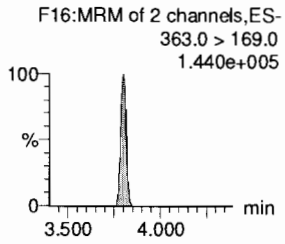

L-PFHxS

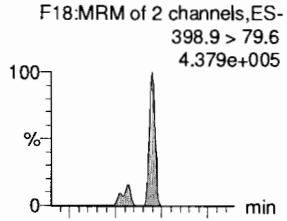

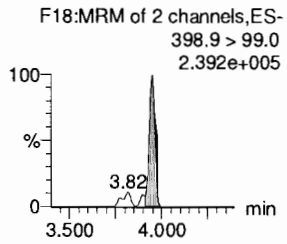

L-PFOA

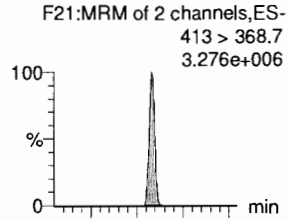

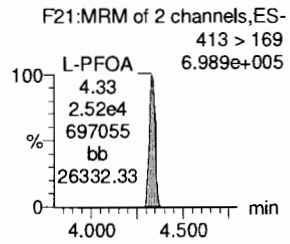

PFHpS

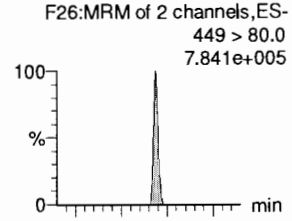

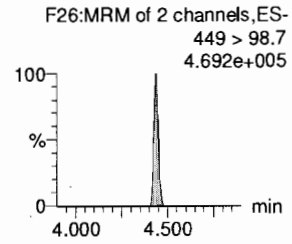

PFNA

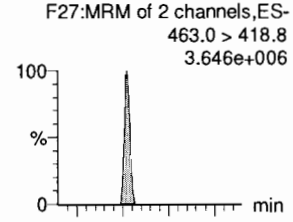

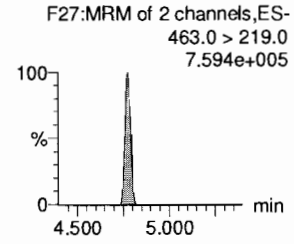

13C2-6:2 FTS

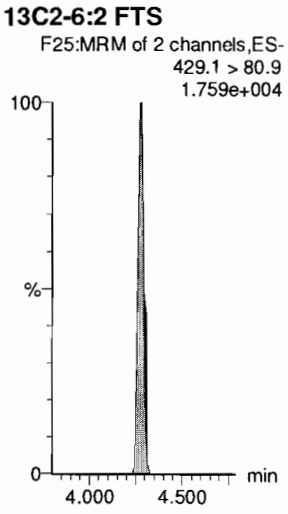

13C4-PFHpA

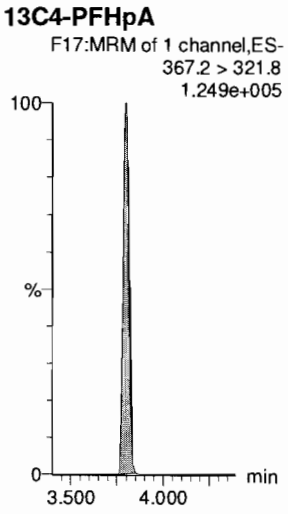

18O2-PFHxS

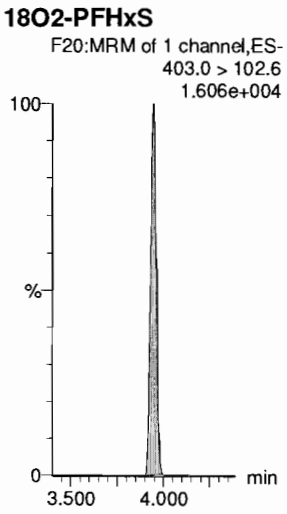

13C2-PFOA

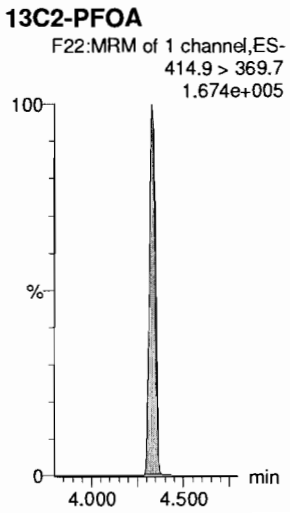

13C8-PFOS

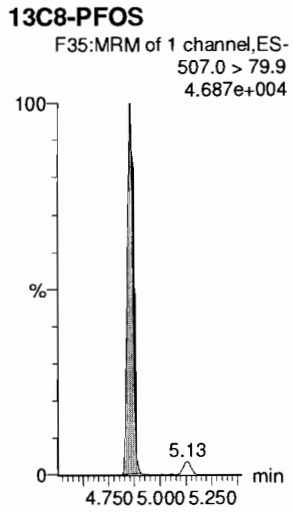

13C5-PFNA

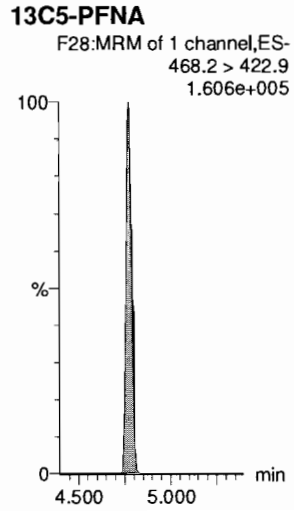

Dataset: F:\Projects\PFAS.PRO\Results\180725M1\180725M1-CRV.qld

Last Altered: Thursday, July 26, 2018 10:45:37 Pacific Daylight Time
Printed: Thursday, July 26, 2018 10:47:03 Pacific Daylight Time

Name: 180725M1_10, Date: 25-Jul-2018, Time: 20:13:26, ID: ST180725M1-9 PFC CS6 18G1918, Description: PFC CS6 18G1918

PFOSA

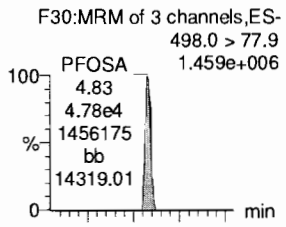

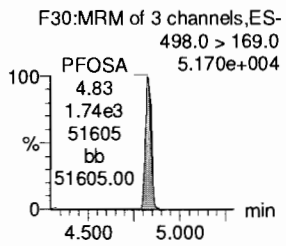

L-PFOS

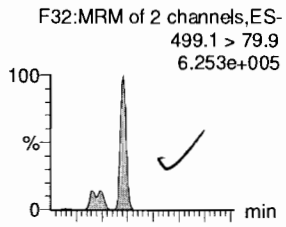

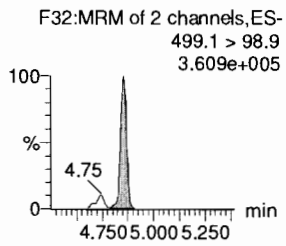

PFDA

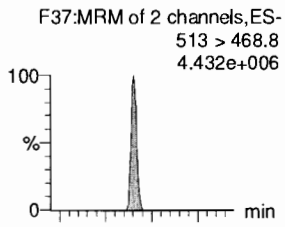

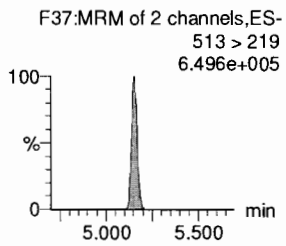

8:2 FTS

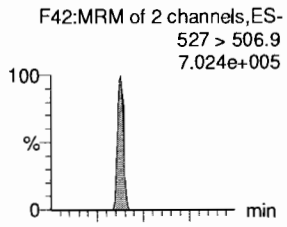

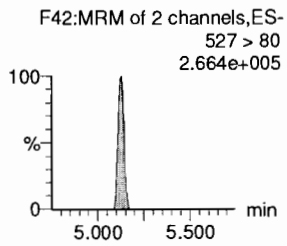

PFNS

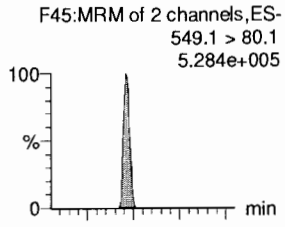

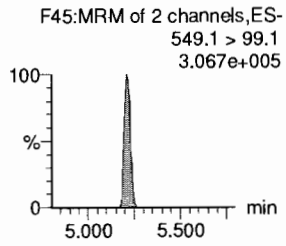

L-MeFOSAA

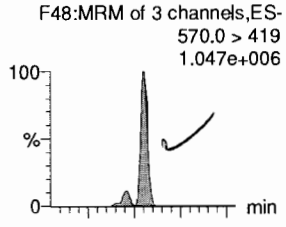

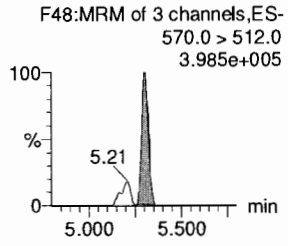

13C8-PFOSA

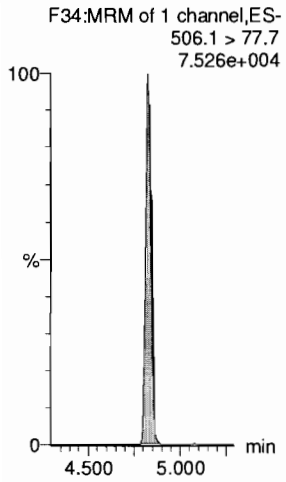

13C8-PFOS

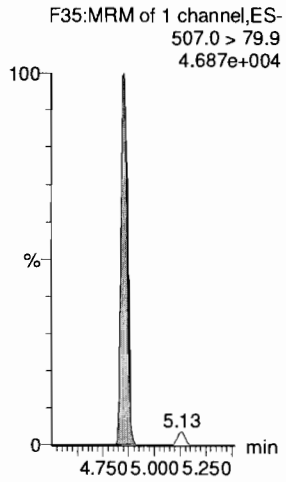

13C2-PFDA

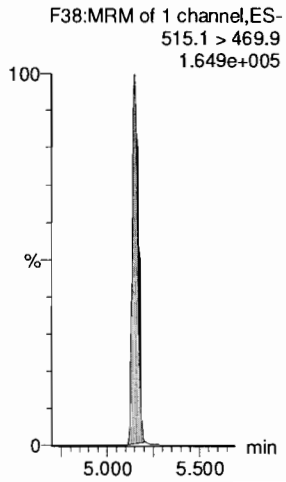

13C2-8:2 FTS

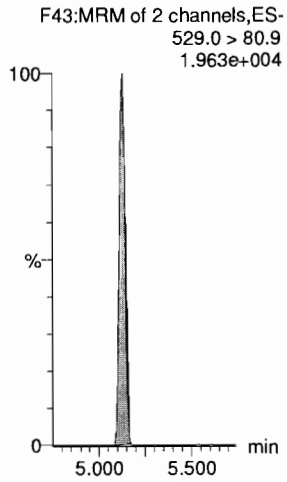

13C8-PFOS

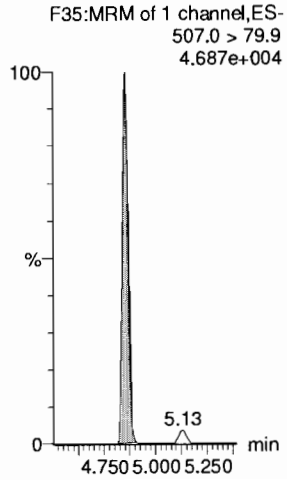

d3-N-MeFOSAA

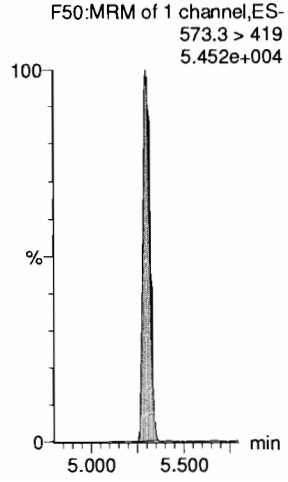

Dataset: F:\Projects\PFAS.PRO\Results\180725M1\180725M1-CRV.qld

Last Altered: Thursday, July 26, 2018 10:45:37 Pacific Daylight Time
Printed: Thursday, July 26, 2018 10:47:03 Pacific Daylight Time

Name: 180725M1_10, Date: 25-Jul-2018, Time: 20:13:26, ID: ST180725M1-9 PFC CS6 18G1918, Description: PFC CS6 18G1918

L-EtFOSAA

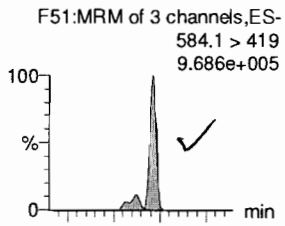

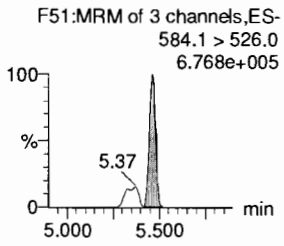

PFDoA

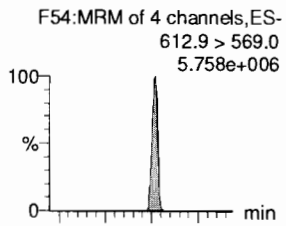

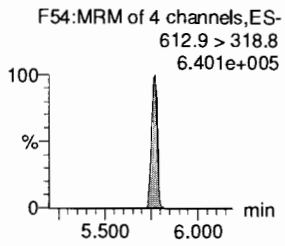

PFDS

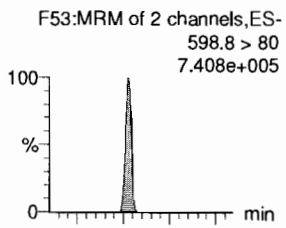

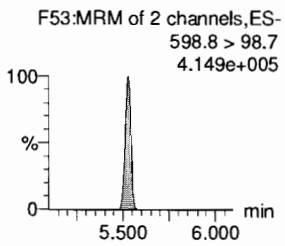

PFUdA

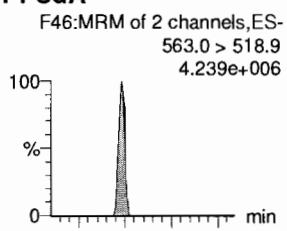

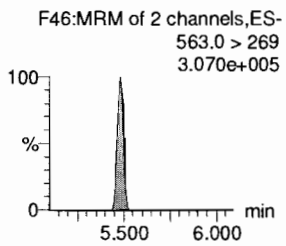

N-MeFOSA

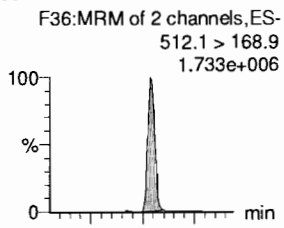

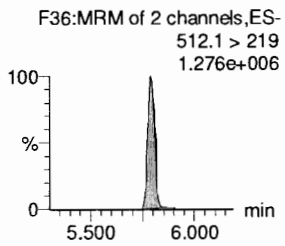

PFTrDA

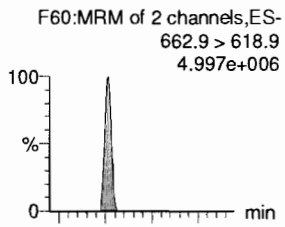

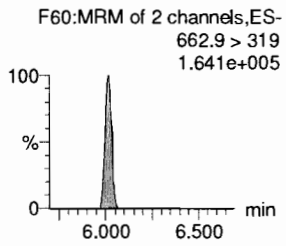

d5-N-EtFOSAA

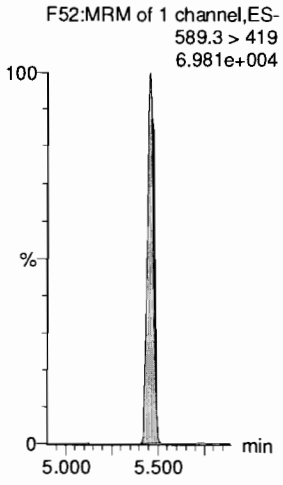

13C2-PFDoA

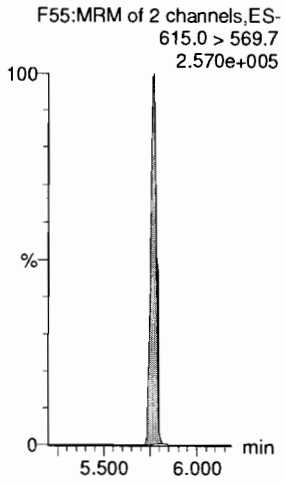

13C2-PFUdA

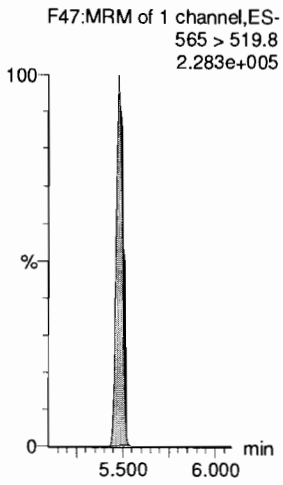

13C2-PFUdA

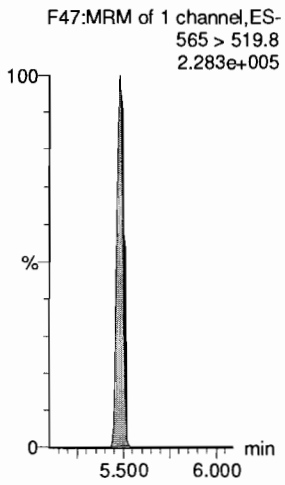

d3-N-MeFOSA

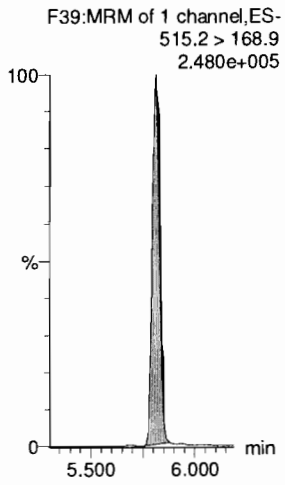

13C2-PFDoA

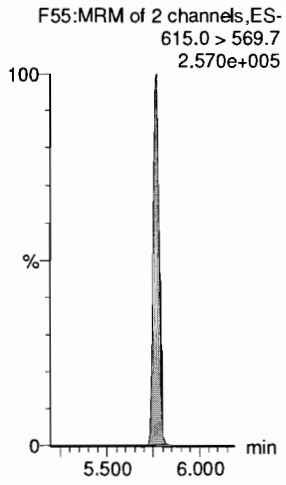

Dataset: F:\Projects\PFAS.PRO\Results\180725M1\180725M1-CRV.qld

Last Altered: Thursday, July 26, 2018 10:45:37 Pacific Daylight Time
Printed: Thursday, July 26, 2018 10:47:03 Pacific Daylight Time

Name: 180725M1_10, Date: 25-Jul-2018, Time: 20:13:26, ID: ST180725M1-9 PFC CS6 18G1918, Description: PFC CS6 18G1918

PFTeDA

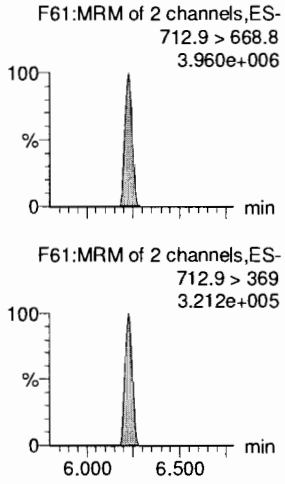

N-EtFOSA

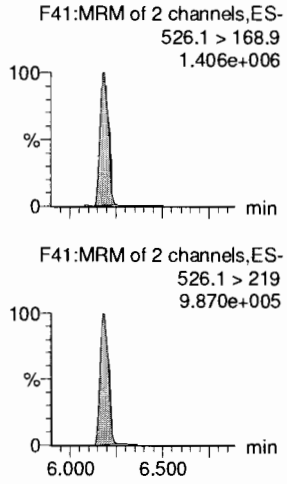

PFHxDA

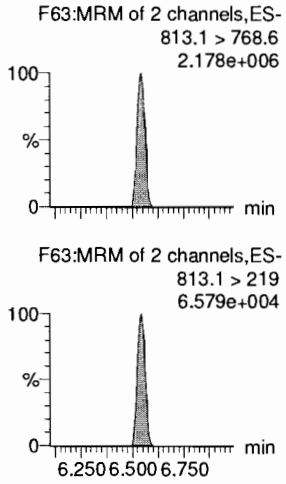

PFODA

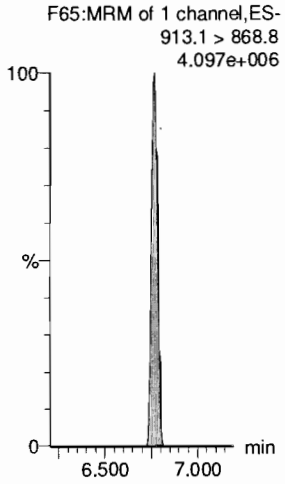

N-MeFOSE

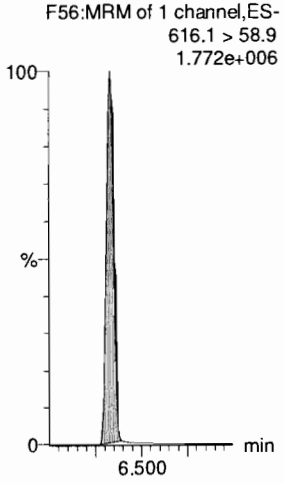

N-EtFOSE

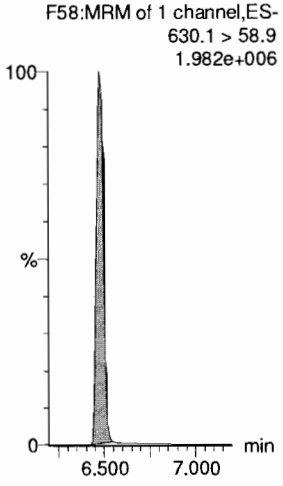

13C2-PFTeDA

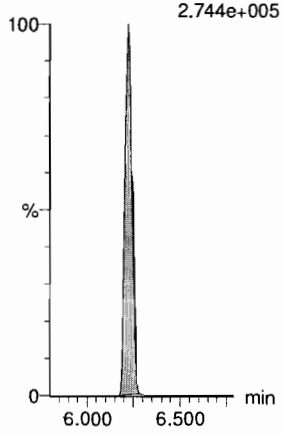

d5-N-ETFOSA

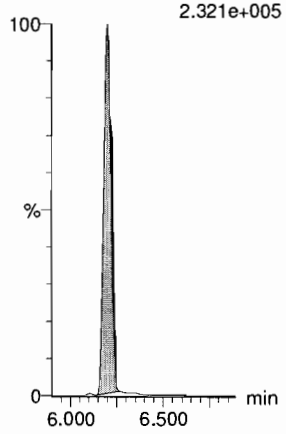

13C2-PFHxDA

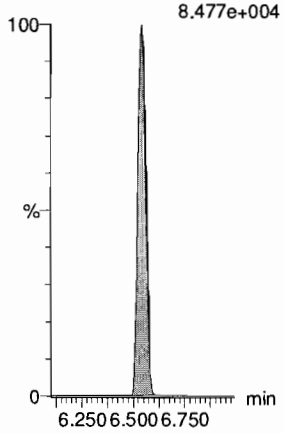

13C2-PFHxDA

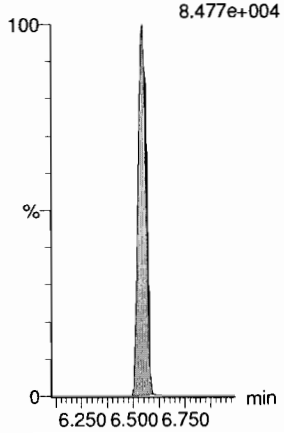

d7-N-MeFOSE

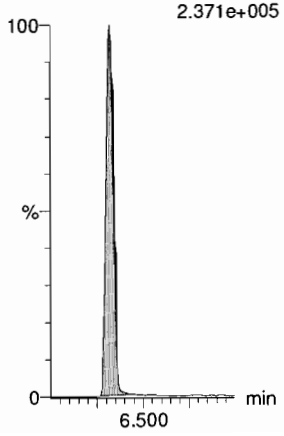

d9-N-EtFOSE

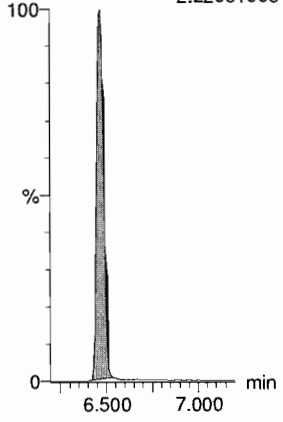

Dataset: F:\Projects\PFAS.PRO\Results\180725M1\180725M1-CRV.qld

Last Altered: Thursday, July 26, 2018 10:45:37 Pacific Daylight Time
Printed: Thursday, July 26, 2018 10:47:03 Pacific Daylight Time

Name: 180725M1_10, Date: 25-Jul-2018, Time: 20:13:26, ID: ST180725M1-9 PFC CS6 18G1918, Description: PFC CS6 18G1918

13C4-PFBA

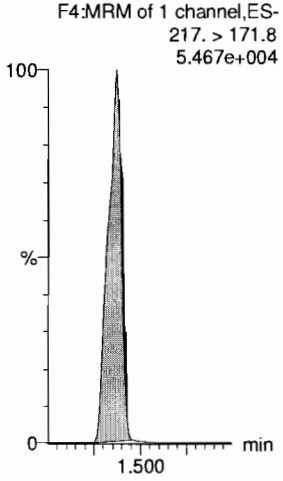

13C5-PFHxA

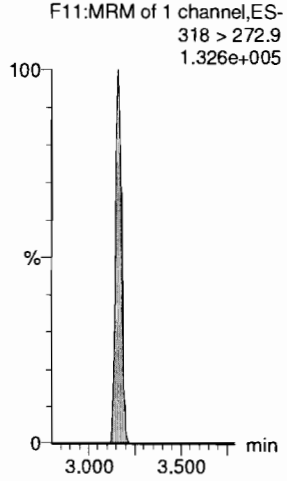

13C3-PFHxS

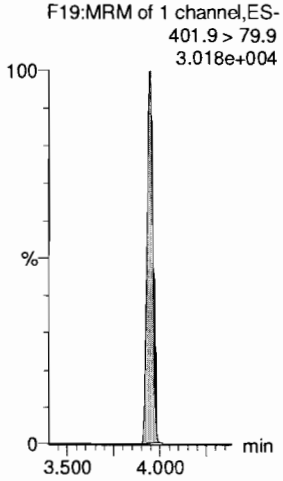

13C8-PFOA

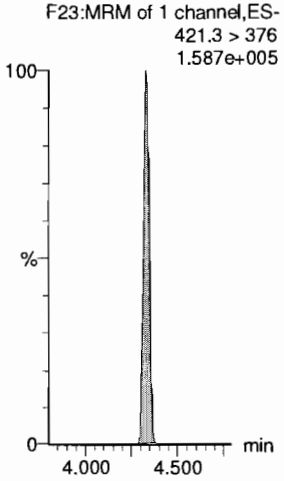

13C9-PFNA

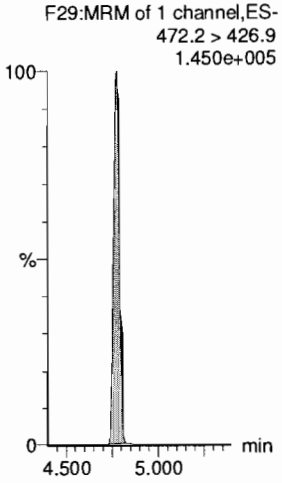

13C4-PFOS

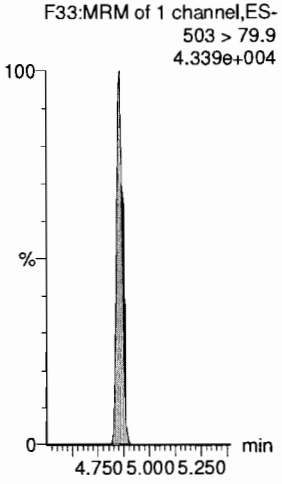

13C6-PFDA

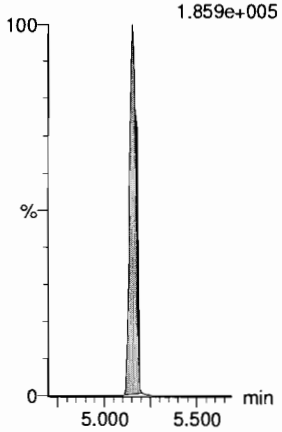

13C7-PFUdA

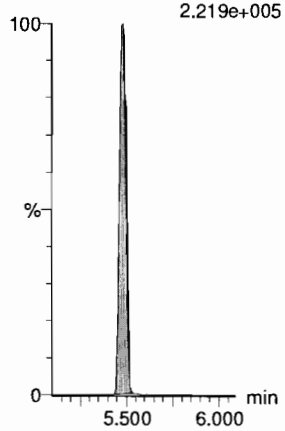

Dataset: F:\Projects\PFAS.PRO\Results\180725M1\180725M1-CRV.qld

Last Altered: Thursday, July 26, 2018 10:45:37 Pacific Daylight Time
Printed: Thursday, July 26, 2018 10:47:03 Pacific Daylight Time

Name: 180725M1_11, Date: 25-Jul-2018, Time: 20:23:50, ID: ST180725M1-10 PFC CS7 18G1919, Description: PFC CS7 18G1919

PFBA

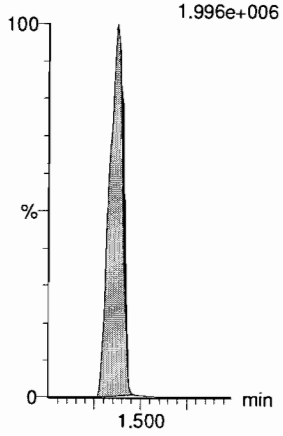

PFPeA

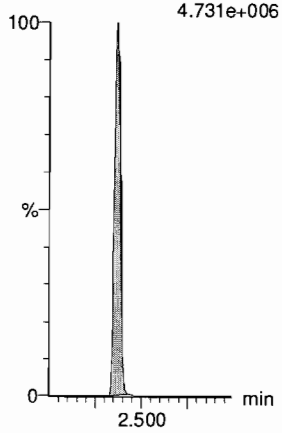

PFBS

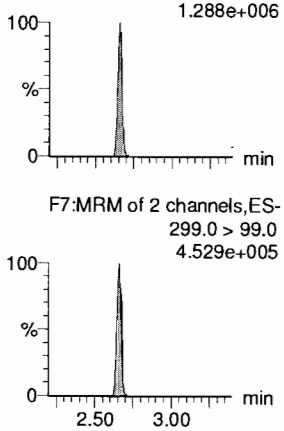

4:2 FTS

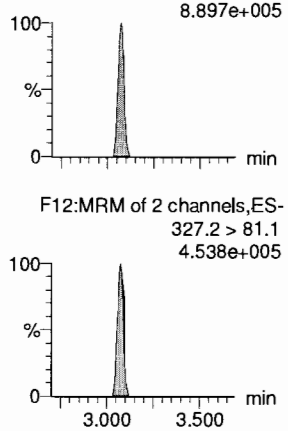

PFHxA

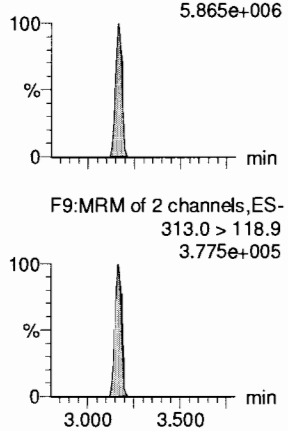

PFPeS

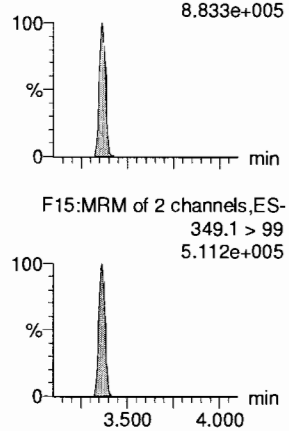

13C3-PFBA

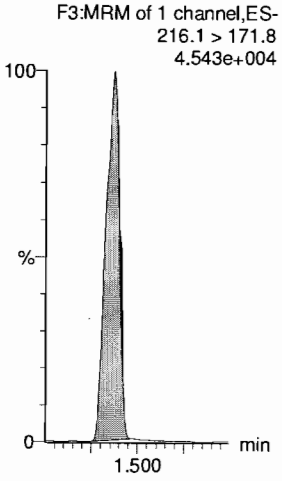

13C3-PFPeA

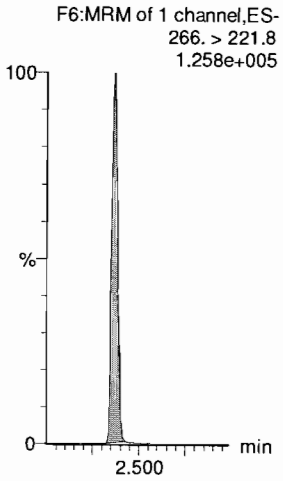

13C3-PFBS

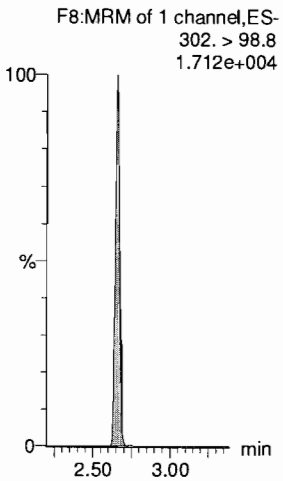

13C2-4:2 FTS

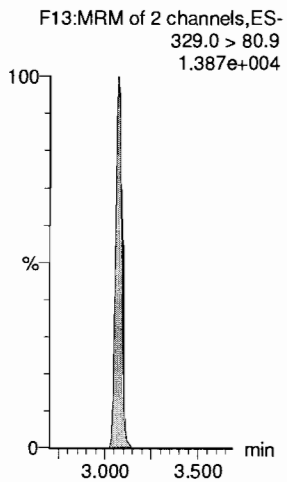

13C2-PFHxA

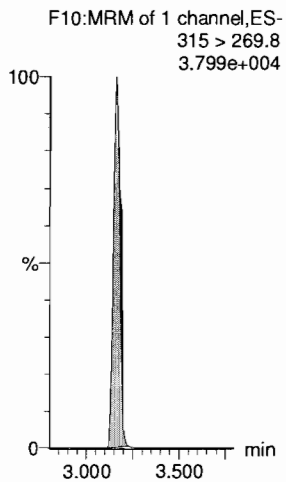

13C3-PFBS

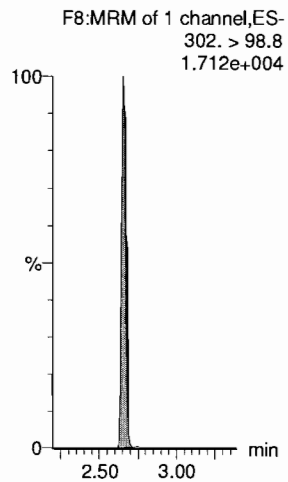

Dataset: F:\Projects\PFAS.PRO\Results\180725M1\180725M1-CRV.qld

Last Altered: Thursday, July 26, 2018 10:45:37 Pacific Daylight Time
Printed: Thursday, July 26, 2018 10:47:03 Pacific Daylight Time

Name: 180725M1_11, Date: 25-Jul-2018, Time: 20:23:50, ID: ST180725M1-10 PFC CS7 18G1919, Description: PFC CS7 18G1919

6:2 FTS

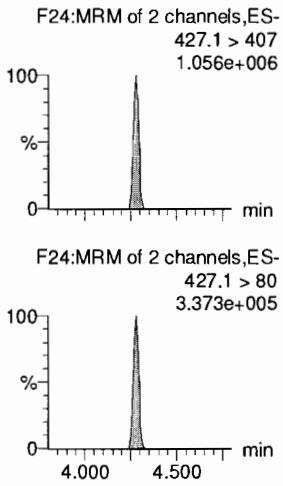

PFHpA

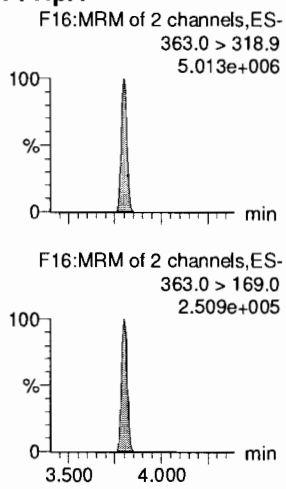

L-PFHxS

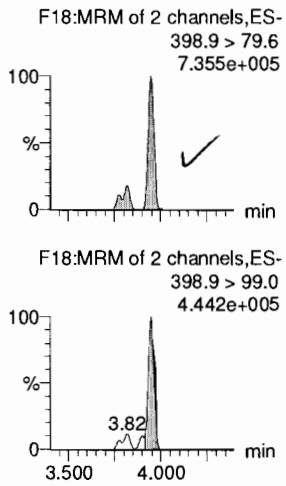

L-PFOA

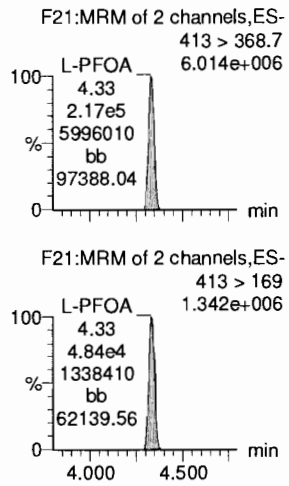

PFHpS

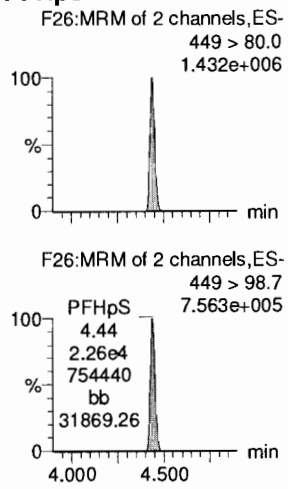

PFNA

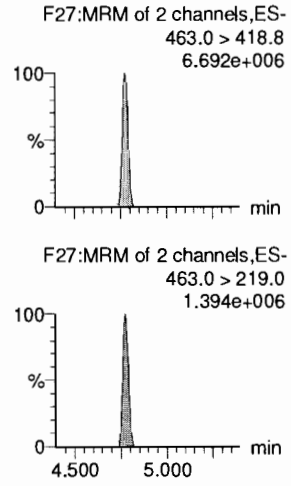

13C2-6:2 FTS

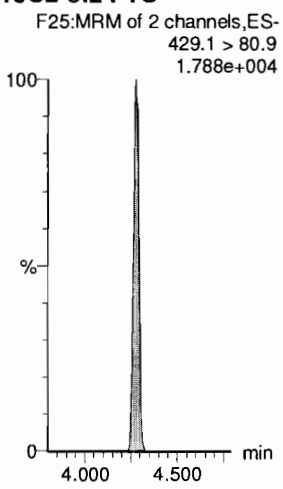

13C4-PFHpA

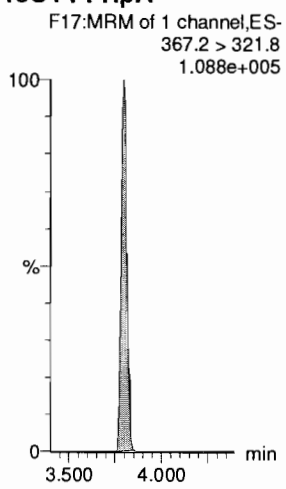

18O2-PFHxS

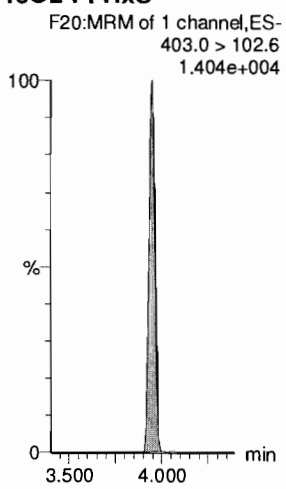

13C2-PFOA

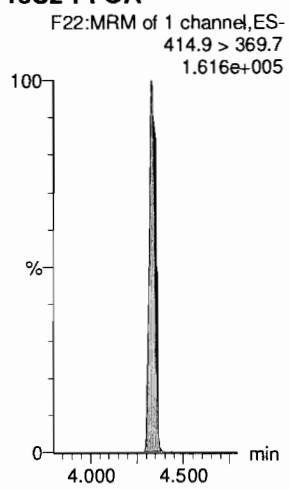

13C8-PFOS

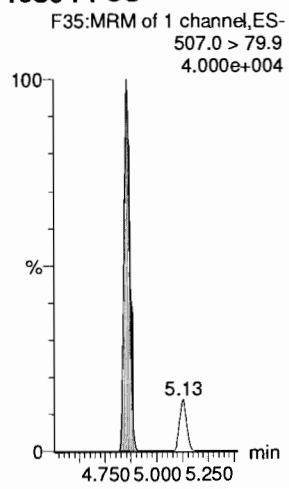

13C5-PFNA

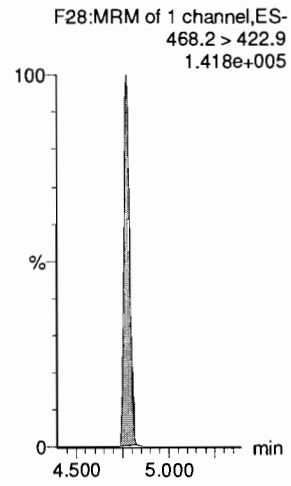

Dataset: F:\Projects\PFAS.PRO\Results\180725M1\180725M1-CRV.qld

Last Altered: Thursday, July 26, 2018 10:45:37 Pacific Daylight Time
Printed: Thursday, July 26, 2018 10:47:03 Pacific Daylight Time

Name: 180725M1_11, Date: 25-Jul-2018, Time: 20:23:50, ID: ST180725M1-10 PFC CS7 18G1919, Description: PFC CS7 18G1919

PFOSA

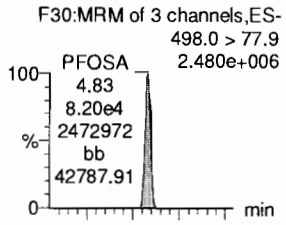

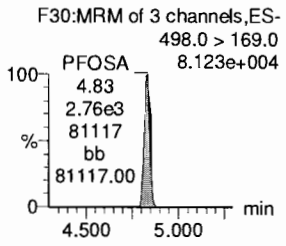

L-PFOS

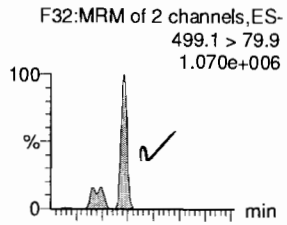

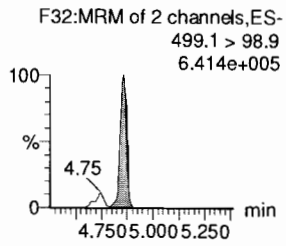

PFDA

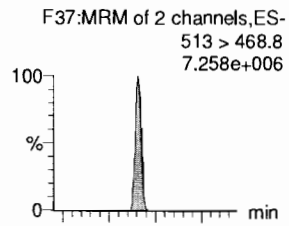

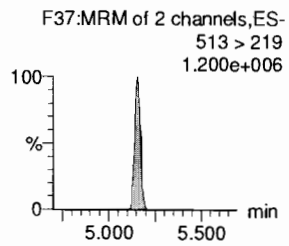

8:2 FTS

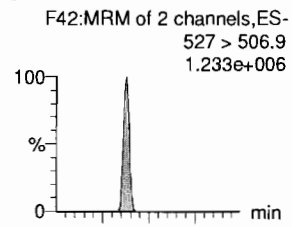

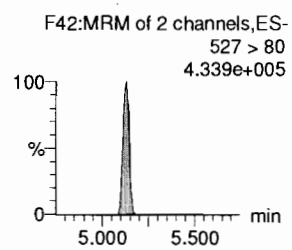

PFNS

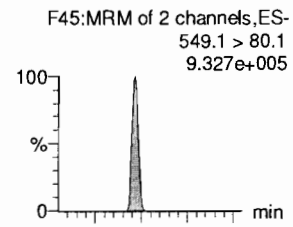

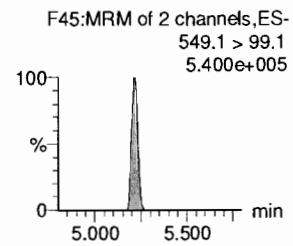

L-MeFOSAA

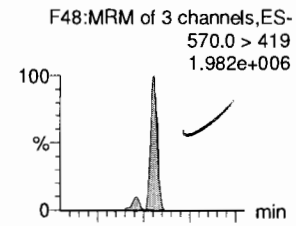

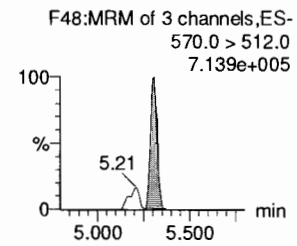

13C8-PFOSA

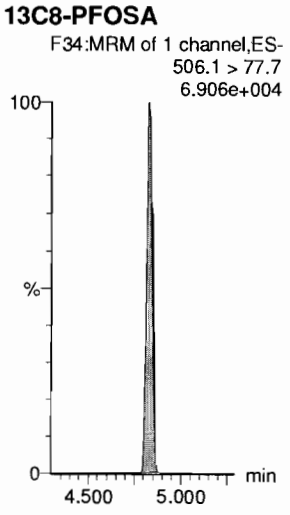

13C8-PFOS

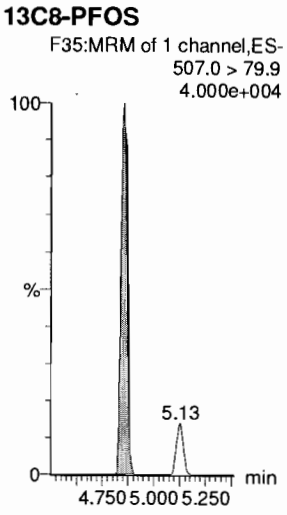

13C2-PFDA

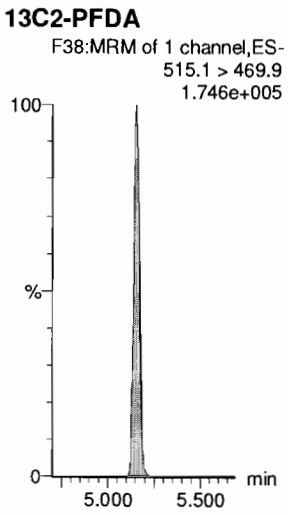

13C2-8:2 FTS

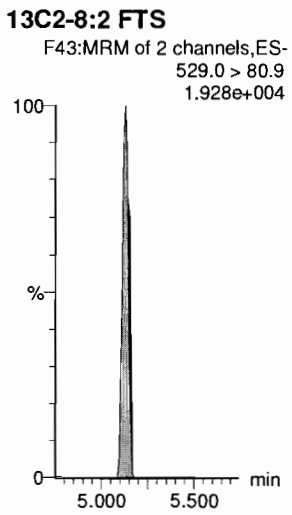

13C8-PFOS

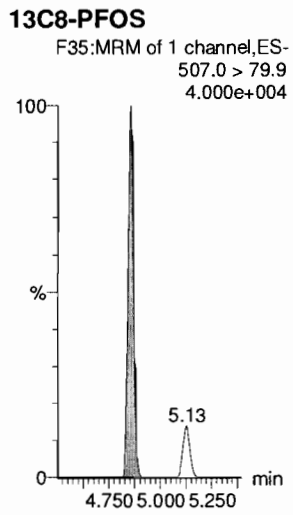

d3-N-MeFOSAA

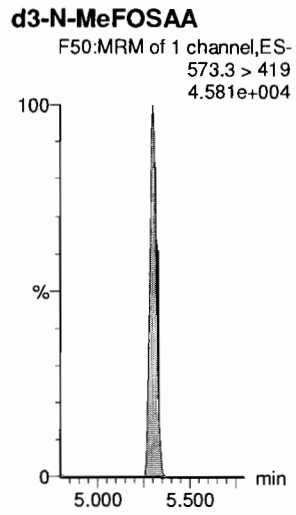

Dataset: F:\Projects\PFAS.PRO\Results\180725M1\180725M1-CRV.qld

Last Altered: Thursday, July 26, 2018 10:45:37 Pacific Daylight Time
Printed: Thursday, July 26, 2018 10:47:03 Pacific Daylight Time

Name: 180725M1_11, Date: 25-Jul-2018, Time: 20:23:50, ID: ST180725M1-10 PFC CS7 18G1919, Description: PFC CS7 18G1919

L-EtFOSAA

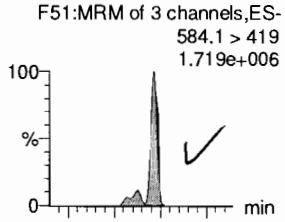

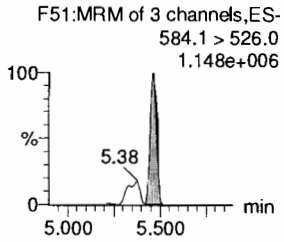

PFDoA

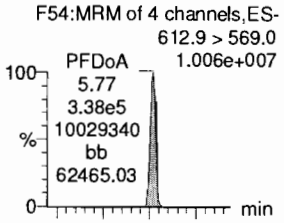

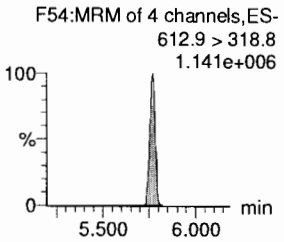

PFDS

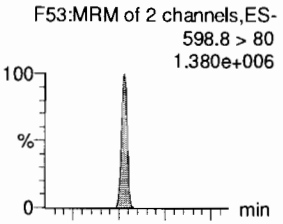

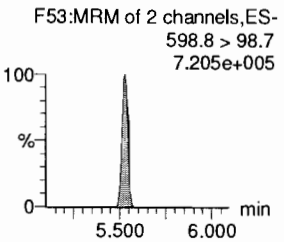

PFUdA

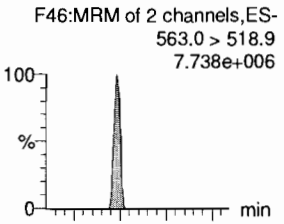

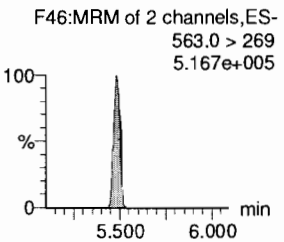

N-MeFOSA

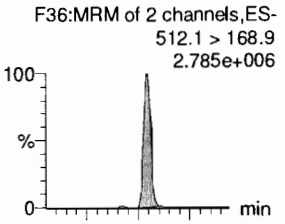

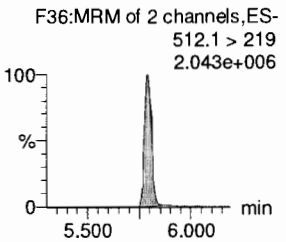

PFTrDA

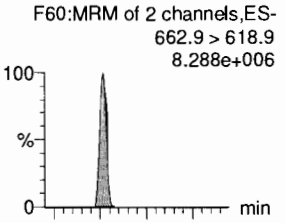

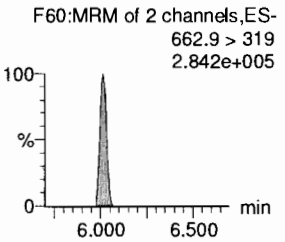

d5-N-EtFOSAA

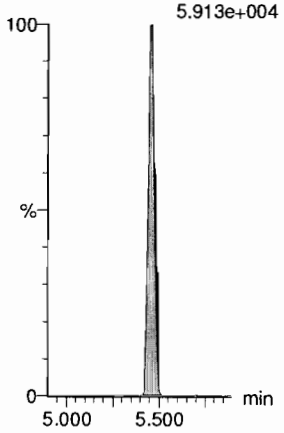

13C2-PFDoA

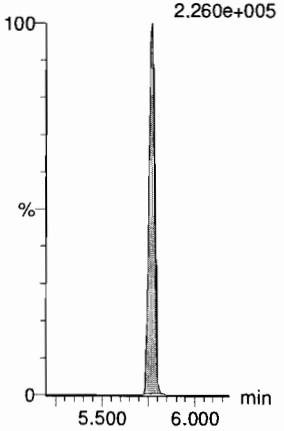

13C2-PFUdA

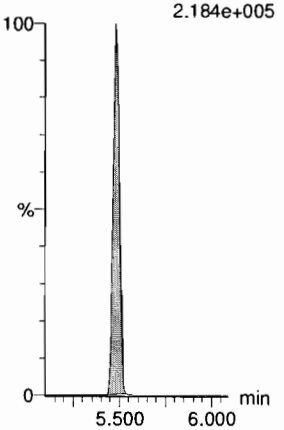

13C2-PFUdA

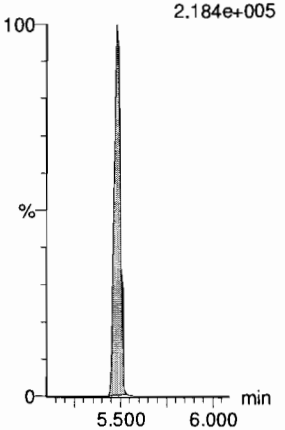

d3-N-MeFOSA

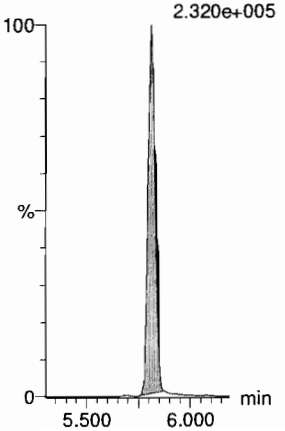

13C2-PFDoA

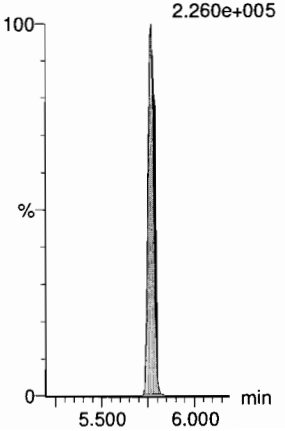

Dataset: F:\Projects\PFAS.PRO\Results\180725M1\180725M1-CRV.qld

Last Altered: Thursday, July 26, 2018 10:45:37 Pacific Daylight Time
Printed: Thursday, July 26, 2018 10:47:03 Pacific Daylight Time

Name: 180725M1_11, Date: 25-Jul-2018, Time: 20:23:50, ID: ST180725M1-10 PFC CS7 18G1919, Description: PFC CS7 18G1919

PFTeDA

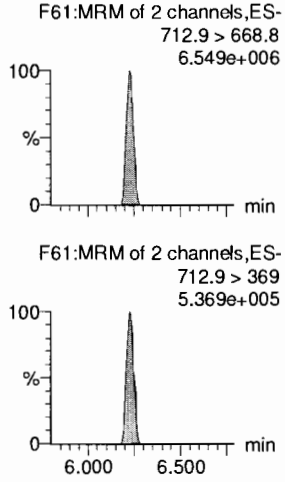

N-EtFOSA

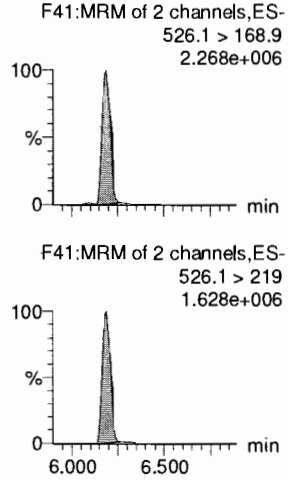

PFHxDA

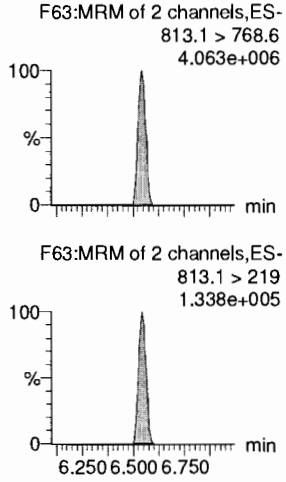

PFODA

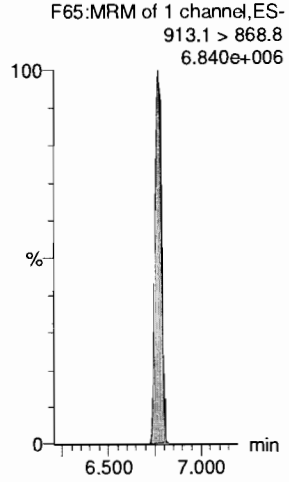

N-MeFOSE

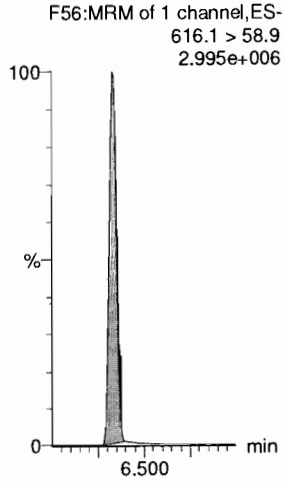

N-EtFOSE

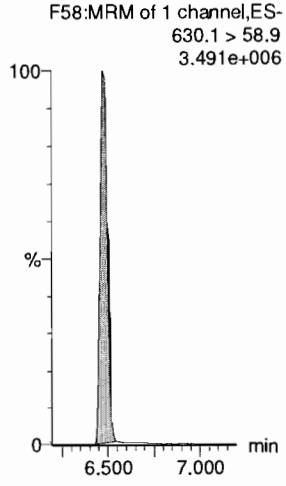

13C2-PFTeDA

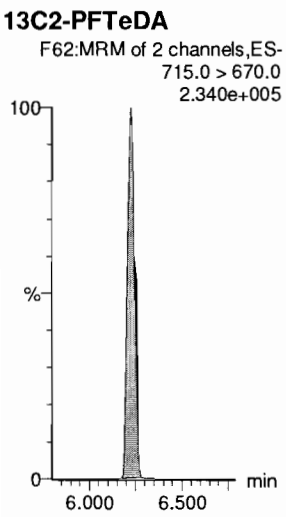

d5-N-ETFOSA

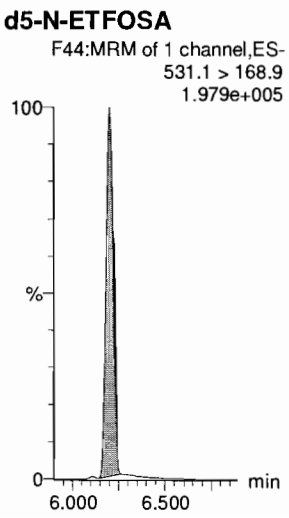

13C2-PFHxDA

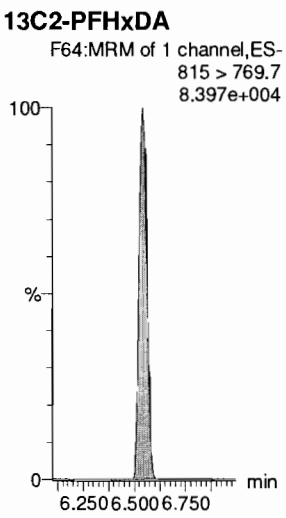

13C2-PFHxDA

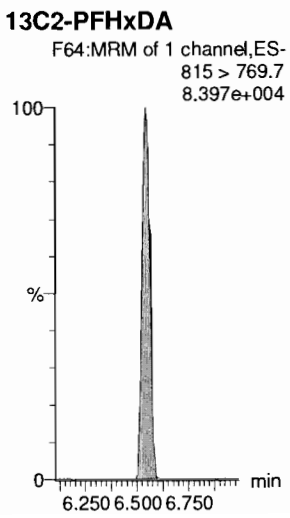

d7-N-MeFOSE

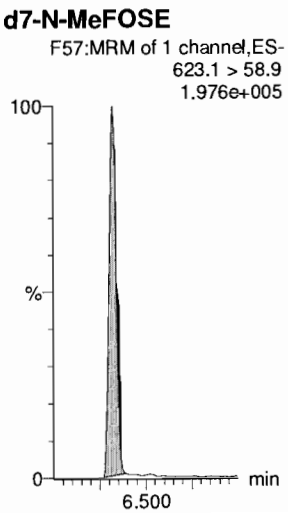

d9-N-EtFOSE

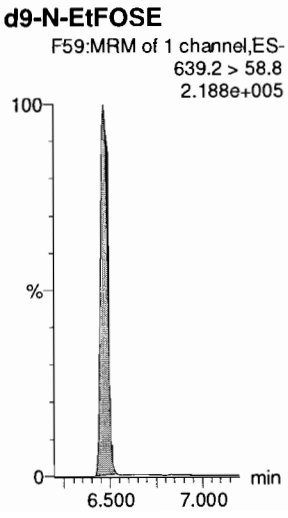

Dataset: F:\Projects\PFAS.PRO\Results\180725M1\180725M1-CRV.qld

Last Altered: Thursday, July 26, 2018 10:45:37 Pacific Daylight Time
Printed: Thursday, July 26, 2018 10:47:03 Pacific Daylight Time

Name: 180725M1_11, Date: 25-Jul-2018, Time: 20:23:50, ID: ST180725M1-10 PFC CS7 18G1919, Description: PFC CS7 18G1919

13C4-PFBA

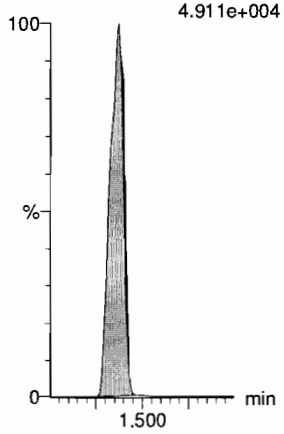

13C5-PFHxA

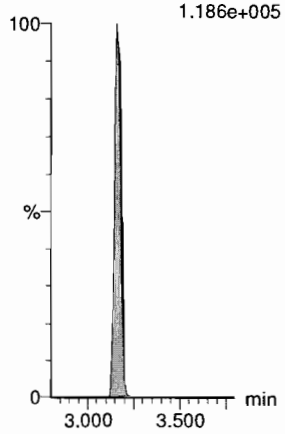

13C3-PFHxS

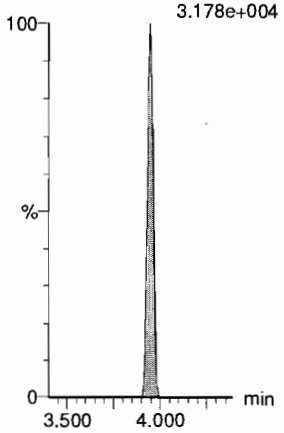

13C8-PFOA

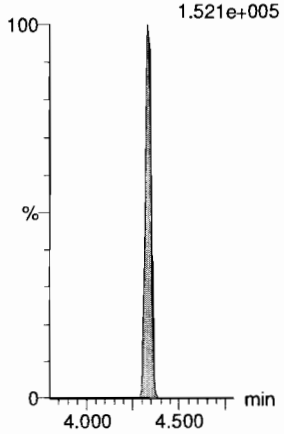

13C9-PFNA

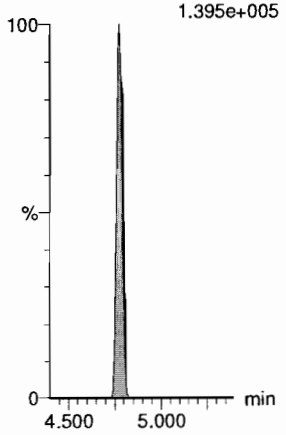

13C4-PFOS

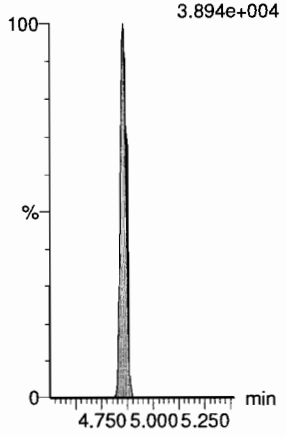

13C6-PFDA

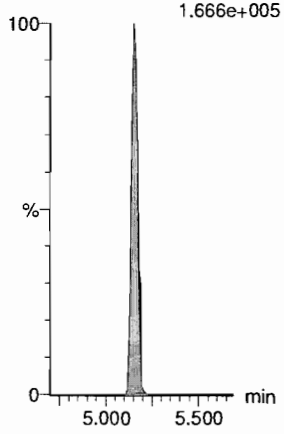

13C7-PFUdA

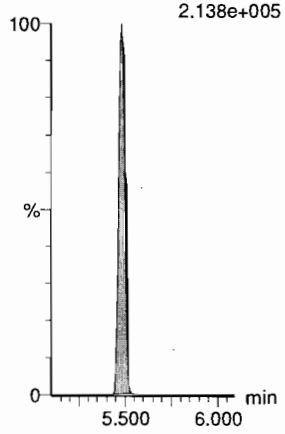

Dataset: F:\Projects\PFAS.PRO\Results\180725M1\180725M1-ICV.qld

Last Altered: Thursday, July 26, 2018 10:59:36 Pacific Daylight Time
Printed: Thursday, July 26, 2018 11:00:36 Pacific Daylight Time

MJT 7/25/18

Name: 180725M1_13, Date: 25-Jul-2018, Time: 20:44:46, ID: ICV180725M1-1 PFC 537 ICV 18G1920, Description: PFC 537 ICV 18G1920

	#	Name	Trace	Area	IS Area	wt/vol	RT	Response	Conc.	%Rec	Recovery ...	Ion Ratio	Ratio Out?
1	1	PFBA	213.0 > 168.8	3778.829	4343.761	1.00	1.37	10.874	9.9	99.0	NO		
2	2	PFPeA	263.1 > 218.9	3995.051	5432.736	1.00	2.37	9.192	9.4	93.6	NO		
3	3	PFBS	299.0 > 79.7	883.040	680.795	1.00	2.66	16.213	8.2	82.3	NO	3.059	NO
4	4	4:2 FTS	327.2>307.2	800.129	638.069	1.00	3.07	15.675	8.8	87.5	NO	2.158	NO
5	5	PFHxA	313.0 > 269.0	5597.606	1756.261	1.00	3.16	15.936	8.9	88.9	NO	13.943	NO
6	6	PFPeS	349.1>80.1	742.281	680.795	1.00	3.36	13.629	8.4	83.6	NO	1.576	NO
7	36	13C3-PFBA	216.1 > 171.8	4343.761	4743.652	1.00	1.37	11.446	12.5	100.1	NO		
8	37	13C3-PFPeA	266. > 221.8	5432.736	5633.190	1.00	2.37	12.055	12.0	96.1	NO		
9	38	13C3-PFBS	302. > 98.8	680.795	5633.190	1.00	2.65	1.511	12.8	102.7	NO		
10	39	13C2-4:2 FTS	329.0>80.9	638.069	5633.190	1.00	3.07	1.416	13.8	110.7	NO		
11	40	13C2-PFHxA	315 > 269.8	1756.261	5633.190	1.00	3.16	3.897	5.0	100.8	NO		
12	38	13C3-PFBS	302. > 98.8	680.795	5633.190	1.00	2.65	1.511	12.8	102.7	NO		
13	-1												
14	10	6:2 FTS	427.1 > 407	792.345	619.948	1.00	4.27	15.976	9.3	93.0	NO	2.920	NO
15	7	PFHpA	363.0 > 318.9	3892.083	4583.020	1.00	3.80	10.615	9.3	93.0	NO	19.106	NO
16	8	L-PFHxS	398.9 > 79.6	751.372	549.066	1.00	3.94	17.106	10.1	101.4	NO	1.982	NO
17	11	L-PFOA	413 > 368.7	4893.463	6743.374	1.00	4.33	9.071	8.8	88.3	NO	4.334	NO
18	13	PFHpS	449 > 80.0	981.470	1564.993	1.00	4.44	7.839	9.7	96.8	NO	1.913	NO
19	14	PFNA	463.0 > 418.8	5336.448	6256.992	1.00	4.77	10.661	9.0	90.2	NO	4.531	NO
20	43	13C2-6:2 FTS	429.1 > 80.9	619.948	6449.035	1.00	4.27	1.202	11.8	94.5	NO		
21	41	13C4-PFHpA	367.2 > 321.8	4583.020	5633.190	1.00	3.80	10.170	12.1	97.0	NO		
22	42	18O2-PFHxS	403.0 > 102.6	549.066	1204.276	1.00	3.94	5.699	11.4	91.1	NO		
23	44	13C2-PFOA	414.9 > 369.7	6743.374	6449.035	1.00	4.33	13.071	12.7	101.5	NO		
24	47	13C8-PFOS	507.0 > 79.9	1564.993	1559.309	1.00	4.85	12.546	11.6	93.0	NO		
25	45	13C5-PFNA	468.2 > 422.9	6256.992	6937.444	1.00	4.77	11.274	11.7	93.4	NO		
26	-1												
27	15	PFOSA	498.0 > 77.9	2188.682	3056.069	1.00	4.83	8.952	8.7	87.0	NO	28.672	NO
28	16	L-PFOS	499.1 > 79.9	905.294	1564.993	1.00	4.86	7.231	8.2	81.7	NO	1.792	YES
29	18	PFDA	513 > 468.8	6751.506	7102.054	1.00	5.15	11.883	9.5	94.8	NO	5.803	NO
30	19	8:2 FTS	527 > 506.9	1092.801	638.380	1.00	5.13	21.398	10.2	101.7	NO	2.660	NO
31	20	PFNS	549.1>80.1	744.140	1564.993	1.00	5.21	5.944	7.7	77.4	NO	1.452	YES
32	21	L-MeFOSAA	570.0 > 419	2457.237	2187.213	1.00	5.30	14.043	12.7	126.8	NO	3.016	NO
33	46	13C8-PFOSA	506.1 > 77.7	3056.069	9989.463	1.00	4.83	3.824	13.3	106.3	NO		
34	47	13C8-PFOS	507.0 > 79.9	1564.993	1559.309	1.00	4.85	12.546	11.6	93.0	NO		
35	48	13C2-PFDA	515.1 > 469.9	7102.054	6949.658	1.00	5.15	12.774	13.6	109.1	NO		
36	49	13C2-8:2 FTS	529.0 > 80.9	638.380	5633.190	1.00	5.13	1.417	10.7	85.5	NO		

KBF 7/26/18
KBF 7/25/18

Dataset: F:\Projects\PFAS.PRO\Results\180725M1\180725M1-ICV.qld

Last Altered: Thursday, July 26, 2018 10:59:36 Pacific Daylight Time
Printed: Thursday, July 26, 2018 11:00:36 Pacific Daylight Time

Name: 180725M1_13, Date: 25-Jul-2018, Time: 20:44:46, ID: ICV180725M1-1 PFC 537 ICV 18G1920, Description: PFC 537 ICV 18G1920

	#	Name	Trace	Area	IS Area	wt/vol	RT	Response	Conc.	%Rec	Recovery ...	Ion Ratio	Ratio Out?
37	47	13C8-PFOS	507.0 > 79.9	1564.993	1559.309	1.00	4.85	12.546	11.6	93.0	NO		
38	50	d3-N-MeFOSAA	573.3 > 419	2187.213	9989.463	1.00	5.30	2.737	11.9	95.6	NO		
39	-1												
40	23	L-EtFOSAA	584.1 > 419	2056.921	2663.415	1.00	5.46	9.654	11.1	110.8	NO	1.335	NO
41	27	PFDoA	612.9 > 569.0	8714.781	9853.718	1.00	5.76	11.055	9.3	93.3	NO	9.524	NO
42	26	PFDS	598.8 > 80	1260.929	9274.388	1.00	5.52	1.699	9.8	97.8	NO	2.015	NO
43	25	PFUdA	563.0 > 518.9	6540.415	9274.388	1.00	5.48	8.815	8.7	86.9	NO	13.325	NO
44	28	N-MeFOSA	512.1 > 168.9		9951.041	1.00					NO		
45	29	PFTrDA	662.9 > 618.9	8402.861	9853.718	1.00	6.01	10.660	8.8	87.6	NO	29.357	NO
46	51	d5-N-EtFOSAA	589.3 > 419	2663.415	9989.463	1.00	5.46	3.333	12.4	99.3	NO		
47	53	13C2-PFDoA	615.0 > 569.7	9853.718	6949.658	1.00	5.76	17.723	13.8	110.6	NO		
48	52	13C2-PFUdA	565 > 519.8	9274.388	9989.463	1.00	5.48	11.605	12.6	100.5	NO		
49	52	13C2-PFUdA	565 > 519.8	9274.388	9989.463	1.00	5.48	11.605	12.6	100.5	NO		
50	54	d3-N-MeFOSA	515.2 > 168.9	9951.041	9989.463	1.00	5.81	12.452	152.1	101.4	NO		
51	53	13C2-PFDoA	615.0 > 569.7	9853.718	6949.658	1.00	5.76	17.723	13.8	110.6	NO		
52	-1												
53	30	PFTeDA	712.9 > 668.8	6788.801	11211.157	1.00	6.23	7.569	9.7	97.3	NO	10.140	NO
54	31	N-EtFOSA	526.1 > 168.9		12040.426	1.00					NO		
55	32	PFHxDA	813.1 > 768.6		2445.224	1.00					NO		
56	33	PFODA	913.1 > 868.8		2445.224	1.00					NO		
57	34	N-MeFOSE	616.1 > 58.9		10237.321	1.00					NO		
58	35	N-EtFOSE	630.1 > 58.9		10433.980	1.00					NO		
59	55	13C2-PFTeDA	715.0 > 670.0	11211.157	9989.463	1.00	6.23	14.029	12.2	97.9	NO		
60	56	d5-N-ETFOSA	531.1 > 168.9	12040.426	9989.463	1.00	6.20	15.066	164.5	109.6	NO		
61	57	13C2-PFHxDA	815 > 769.7	2445.224	9989.463	1.00	6.54	3.060	3.3	65.3	NO		
62	57	13C2-PFHxDA	815 > 769.7	2445.224	9989.463	1.00	6.54	3.060	3.3	65.3	NO		
63	58	d7-N-MeFOSE	623.1 > 58.9	10237.321	9989.463	1.00	6.32	12.810	162.7	108.5	NO		
64	59	d9-N-EtFOSE	639.2 > 58.8	10433.980	9989.463	1.00	6.47	13.056	158.5	105.7	NO		
65	-1												
66	60	13C4-PFBA	217. > 171.8	4743.652	4743.652	1.00	1.37	12.500	12.5	100.0	NO		
67	61	13C5-PFHxA	318 > 272.9	5633.190	5633.190	1.00	3.16	12.500	12.5	100.0	NO		
68	62	13C3-PFHxS	401.9 > 79.9	1204.276	1204.276	1.00	3.94	12.500	12.5	100.0	NO		
69	63	13C8-PFOA	421.3 > 376	6449.035	6449.035	1.00	4.33	12.500	12.5	100.0	NO		
70	64	13C9-PFNA	472.2 > 426.9	6937.444	6937.444	1.00	4.78	12.500	12.5	100.0	NO		
71	65	13C4-PFOS	503 > 79.9	1559.309	1559.309	1.00	4.85	12.500	12.5	100.0	NO		
72	66	13C6-PFDA	519.1 > 473.7	6949.658	6949.658	1.00	5.15	12.500	12.5	100.0	NO		

Vista Analytical Laboratory

Dataset: F:\Projects\PFAS.PRO\Results\180725M1\180725M1-ICV.qld

Last Altered: Thursday, July 26, 2018 10:59:36 Pacific Daylight Time
Printed: Thursday, July 26, 2018 11:00:36 Pacific Daylight Time

Name: 180725M1_13, Date: 25-Jul-2018, Time: 20:44:46, ID: ICV180725M1-1 PFC 537 ICV 18G1920, Description: PFC 537 ICV 18G1920

	#	Name	Trace	Area	IS Area	wt/vol	RT	Response	Conc.	%Rec	Recovery ...	Ion Ratio	Ratio Out?
73	67	13C7-PFUdA	570.1 > 524.8	9989.463	9989.463	1.00	5.48	12.500	12.5	100.0	NO		

Vista Analytical Laboratory

Dataset: F:\Projects\PFAS.PRO\Results\180725M1\180725M1-ICV.qld

Last Altered: Thursday, July 26, 2018 10:59:36 Pacific Daylight Time
Printed: Thursday, July 26, 2018 11:00:36 Pacific Daylight Time

Method: F:\Projects\PFAS.PRO\MethDB\PFAS_FULL_80C_072518.mdb 26 Jul 2018 10:19:21
Calibration: F:\Projects\PFAS.PRO\CurveDB\C18_VAL-PFAS_Q4_07-25-18.cdb 26 Jul 2018 10:45:37

Name: 180725M1_13, Date: 25-Jul-2018, Time: 20:44:46, ID: ICV180725M1-1 PFC 537 ICV 18G1920, Description: PFC 537 ICV 18G1920

PFBA
F2:MRM of 1 channel,ES-
213.0 > 168.8
4.591e+004

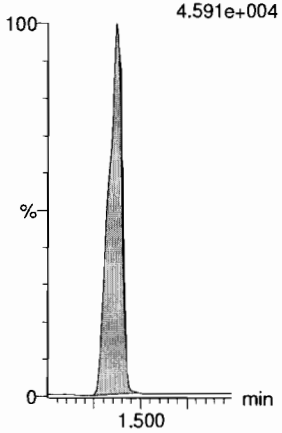

PFPeA
F5:MRM of 1 channel,ES-
263.1 > 218.9
1.143e+005

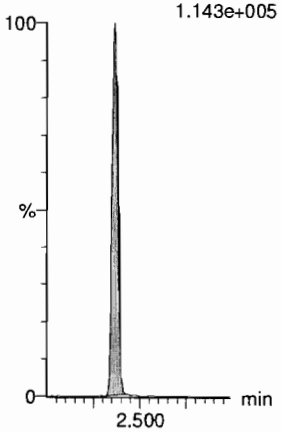

PFBS
F7:MRM of 2 channels,ES-
299.0 > 79.7
2.907e+004

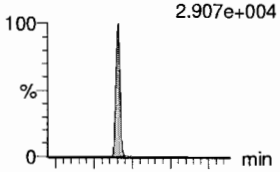

F7:MRM of 2 channels,ES-
299.0 > 99.0
9.329e+003

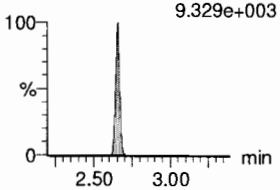

4:2 FTS
F12:MRM of 2 channels,ES-
327.2 > 307.2
2.214e+004

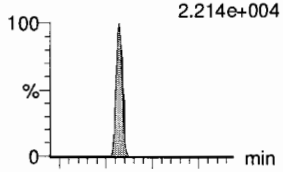

F12:MRM of 2 channels,ES-
327.2 > 81.1
1.035e+004

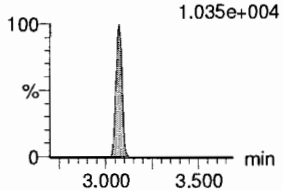

PFHxA
F9:MRM of 2 channels,ES-
313.0 > 269.0
1.459e+005

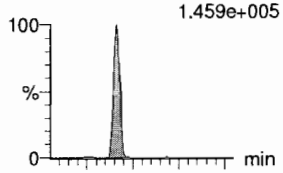

F9:MRM of 2 channels,ES-
313.0 > 118.9
1.062e+004

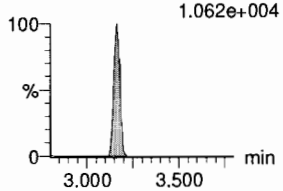

PFPeS
F15:MRM of 2 channels,ES-
349.1 > 80.1
1.973e+004

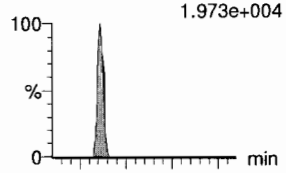

F15:MRM of 2 channels,ES-
349.1 > 99
1.249e+004

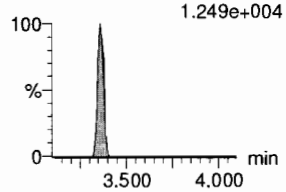

13C3-PFBA
F3:MRM of 1 channel,ES-
216.1 > 171.8
5.288e+004

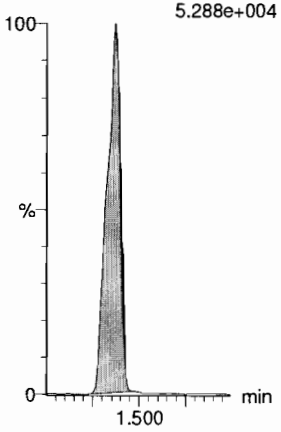

13C3-PFPeA
F6:MRM of 1 channel,ES-
266. > 221.8
1.566e+005

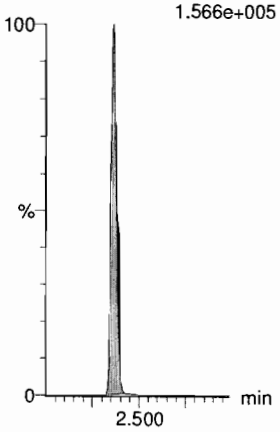

13C3-PFBS
F8:MRM of 1 channel,ES-
302. > 98.8
2.218e+004

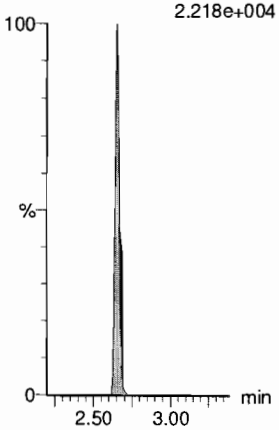

13C2-4:2 FTS
F13:MRM of 2 channels,ES-
329.0 > 80.9
1.789e+004

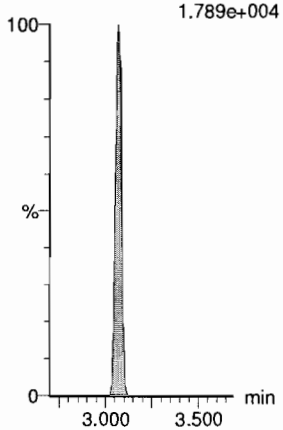

13C2-PFHxA
F10:MRM of 1 channel,ES-
315 > 269.8
4.536e+004

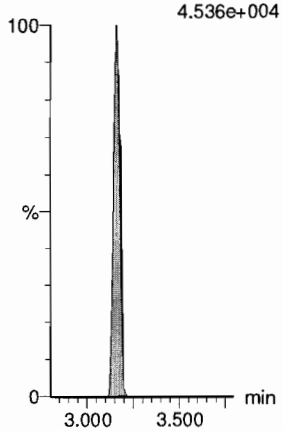

13C3-PFBS
F8:MRM of 1 channel,ES-
302. > 98.8
2.218e+004

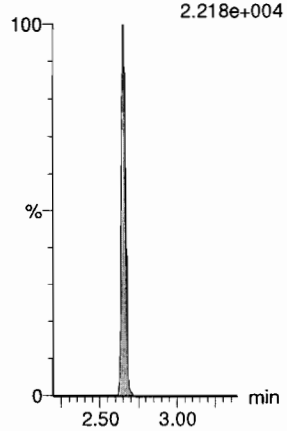

Dataset: F:\Projects\PFAS.PRO\Results\180725M1\180725M1-ICV.qld

Last Altered: Thursday, July 26, 2018 10:59:36 Pacific Daylight Time
Printed: Thursday, July 26, 2018 11:00:36 Pacific Daylight Time

Name: 180725M1_13, Date: 25-Jul-2018, Time: 20:44:46, ID: ICV180725M1-1 PFC 537 ICV 18G1920, Description: PFC 537 ICV 18G1920

6:2 FTS

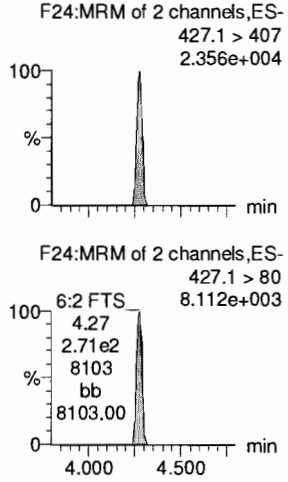

PFHpA

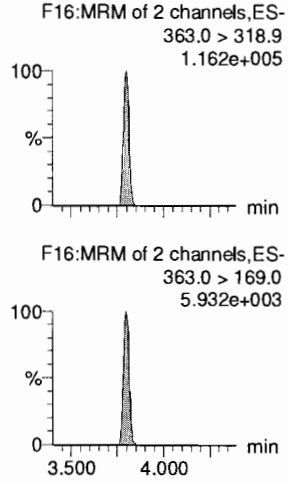

L-PFHxS

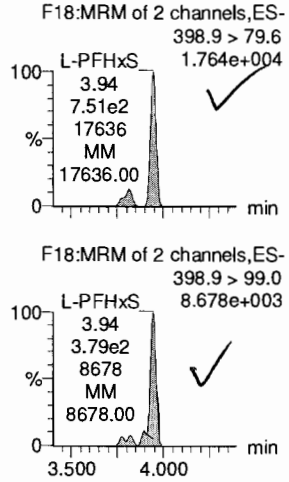

L-PFOA

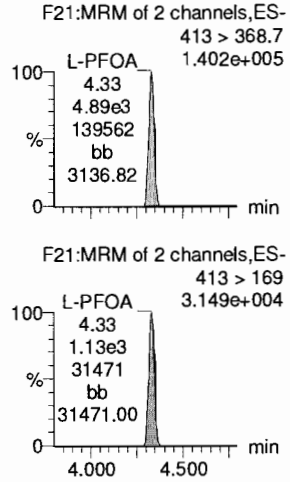

PFHpS

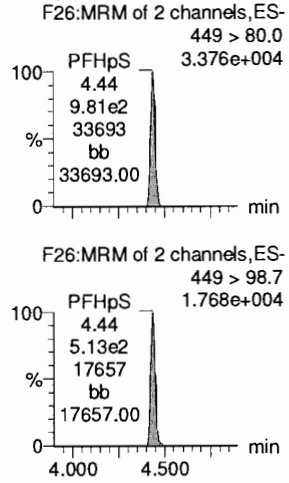

PFNA

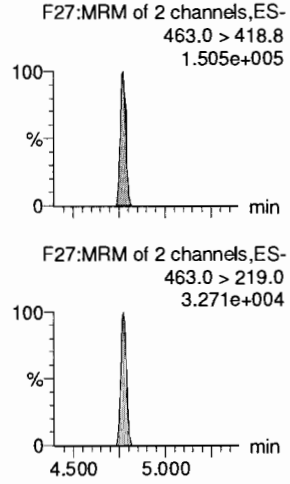

13C2-6:2 FTS

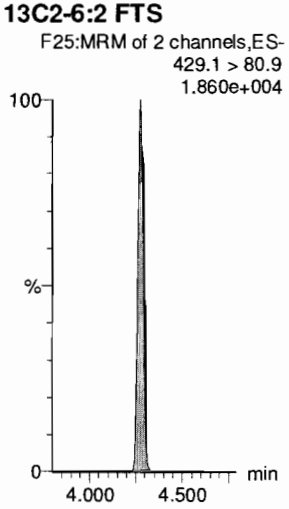

13C4-PFHpA

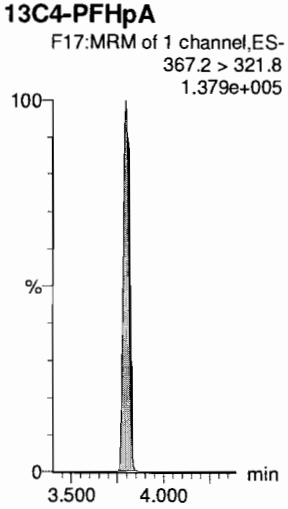

18O2-PFHxS

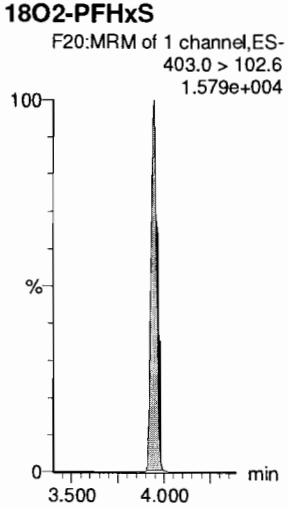

13C2-PFOA

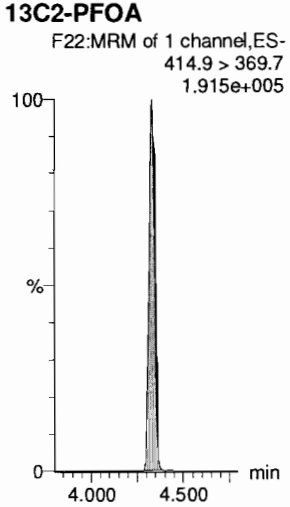

13C8-PFOS

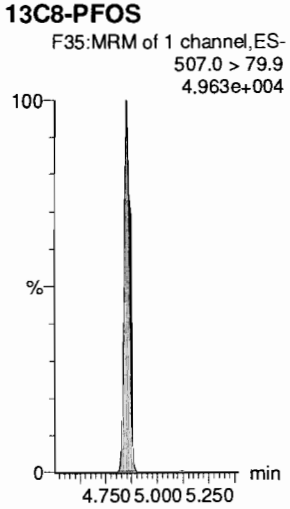

13C5-PFNA

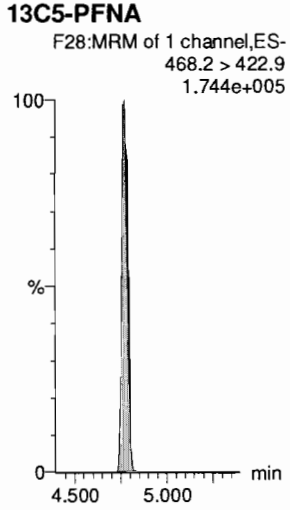

Dataset: F:\Projects\PFAS.PRO\Results\180725M1\180725M1-ICV.qld

Last Altered: Thursday, July 26, 2018 10:59:36 Pacific Daylight Time
Printed: Thursday, July 26, 2018 11:00:36 Pacific Daylight Time

Name: 180725M1_13, Date: 25-Jul-2018, Time: 20:44:46, ID: ICV180725M1-1 PFC 537 ICV 18G1920, Description: PFC 537 ICV 18G1920

PFOSA

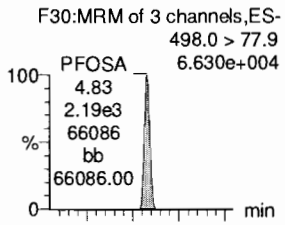

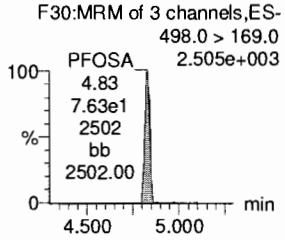

L-PFOS

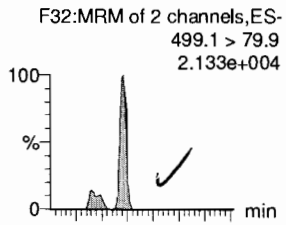

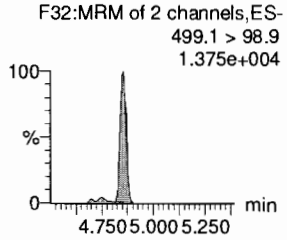

PFDA

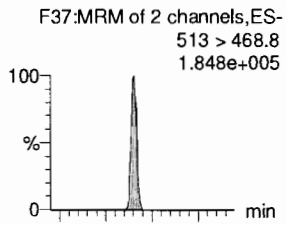

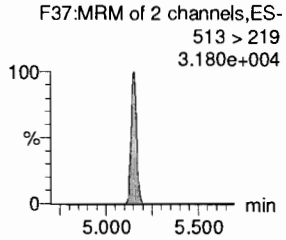

8:2 FTS

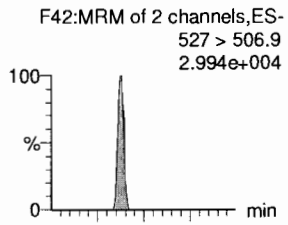

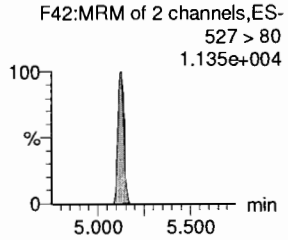

PFNS

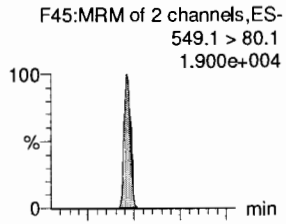

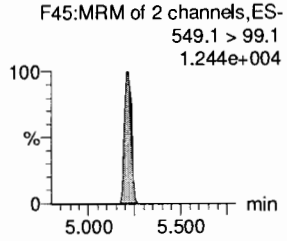

L-MeFOSAA

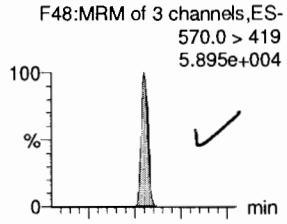

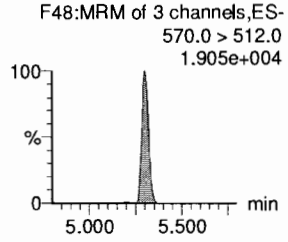

13C8-PFOSA

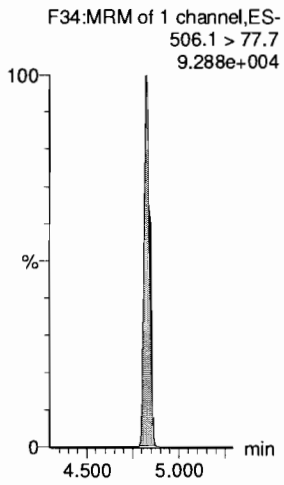

13C8-PFOS

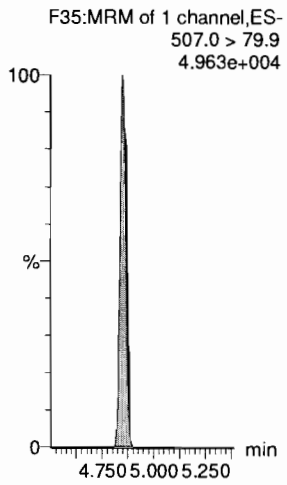

13C2-PFDA

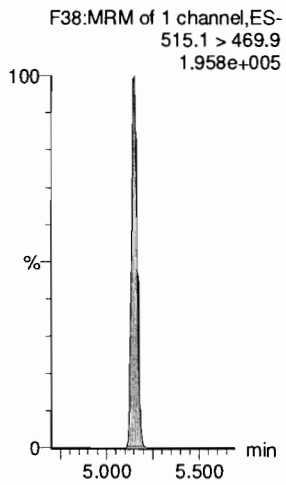

13C2-8:2 FTS

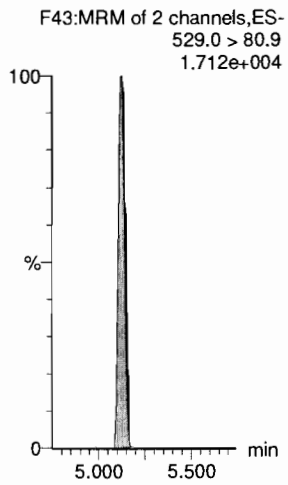

13C8-PFOS

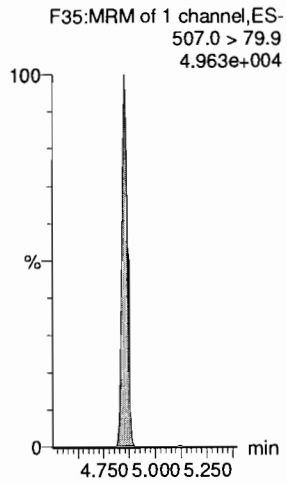

d3-N-MeFOSAA

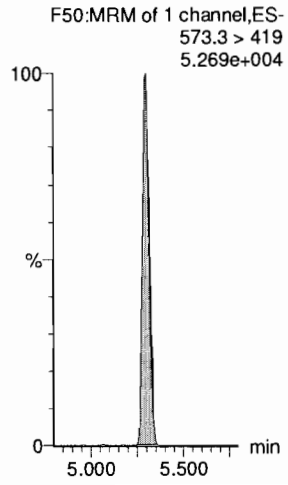

Dataset: F:\Projects\PFAS.PRO\Results\180725M1\180725M1-ICV.qld

Last Altered: Thursday, July 26, 2018 10:59:36 Pacific Daylight Time
Printed: Thursday, July 26, 2018 11:00:36 Pacific Daylight Time

Name: 180725M1_13, Date: 25-Jul-2018, Time: 20:44:46, ID: ICV180725M1-1 PFC 537 ICV 18G1920, Description: PFC 537 ICV 18G1920

L-EtFOSAA

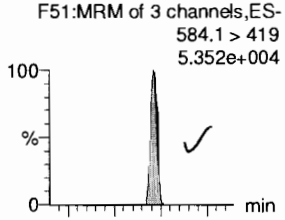

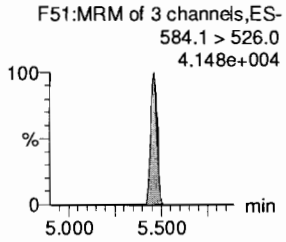

PFDoA

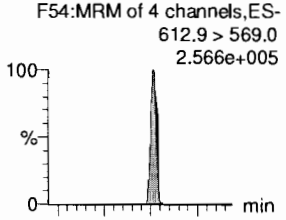

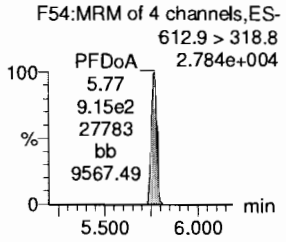

PFDS

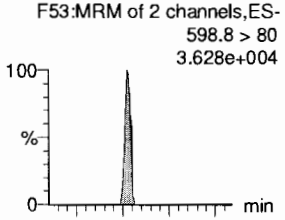

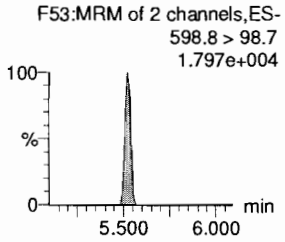

PFUdA

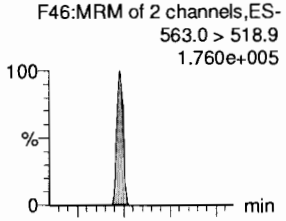

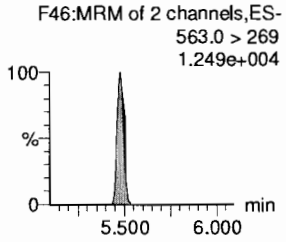

N-MeFOSA

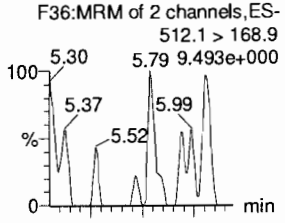

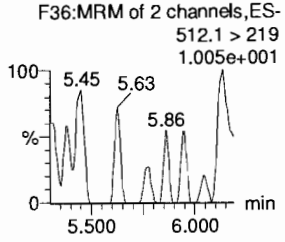

PFTrDA

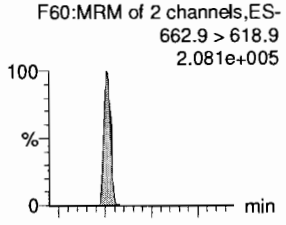

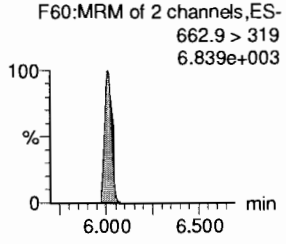

d5-N-EtFOSAA

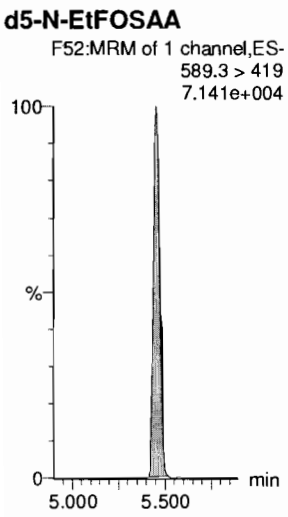

13C2-PFDoA

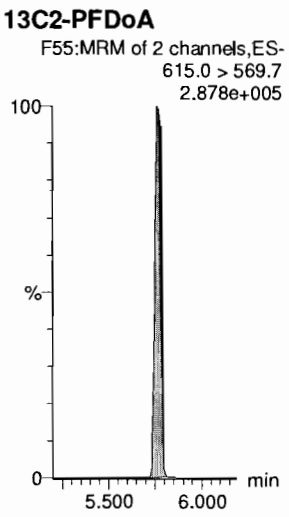

13C2-PFUdA

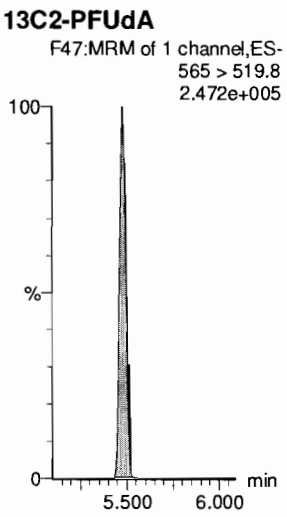

13C2-PFUdA

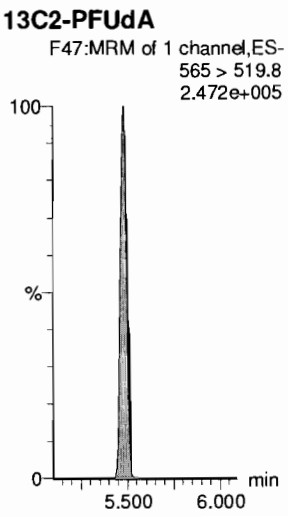

d3-N-MeFOSA

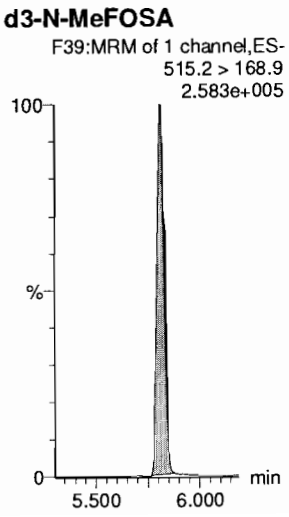

13C2-PFDoA

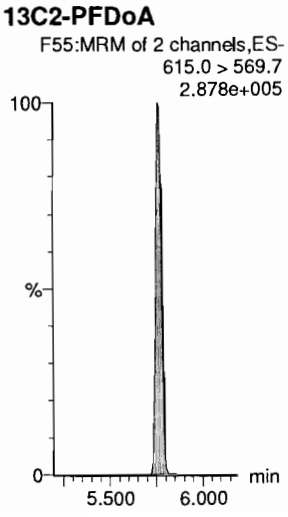

Dataset: F:\Projects\PFAS.PRO\Results\180725M1\180725M1-ICV.qld

Last Altered: Thursday, July 26, 2018 10:59:36 Pacific Daylight Time
Printed: Thursday, July 26, 2018 11:00:36 Pacific Daylight Time

Name: 180725M1_13, Date: 25-Jul-2018, Time: 20:44:46, ID: ICV180725M1-1 PFC 537 ICV 18G1920, Description: PFC 537 ICV 18G1920

PFTeDA

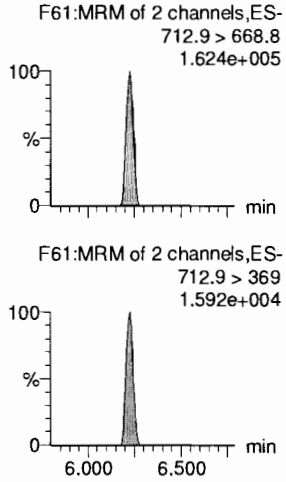

N-EtFOSA

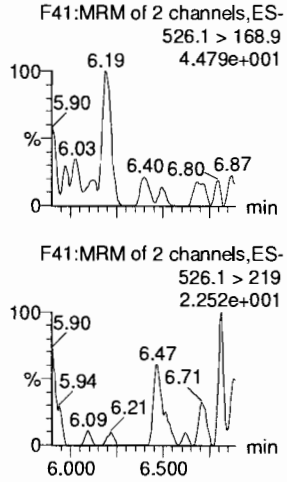

PFHxDA

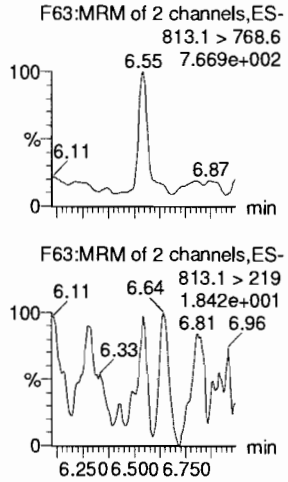

PFODA

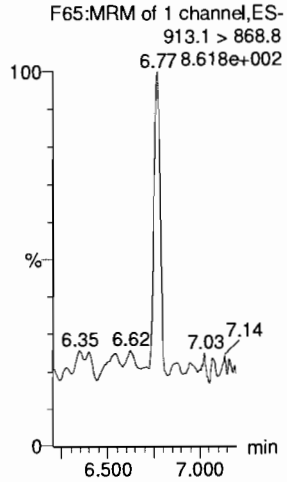

N-MeFOSE

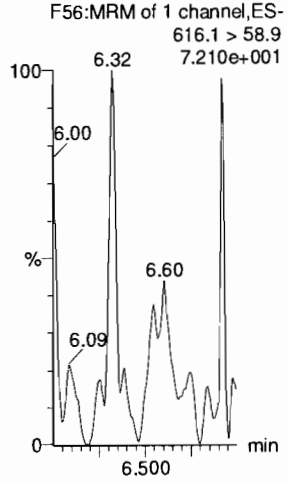

N-EtFOSE

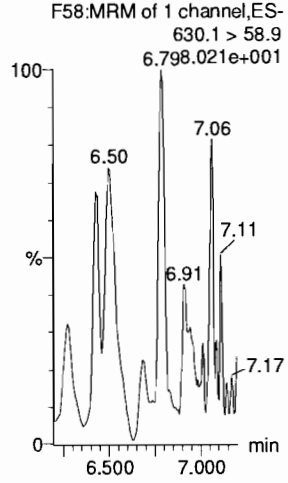

13C2-PFTeDA

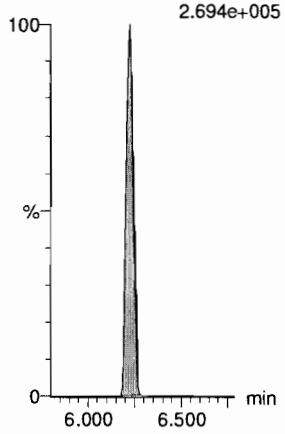

d5-N-ETFOSA

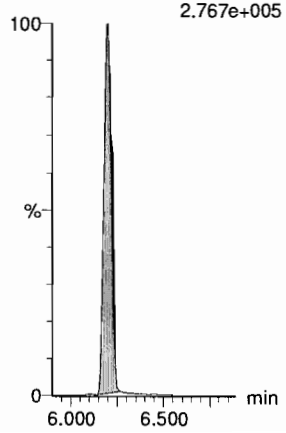

13C2-PFHxDA

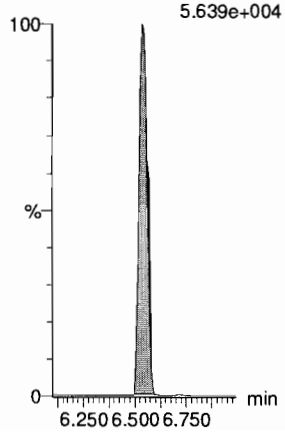

13C2-PFHxDA

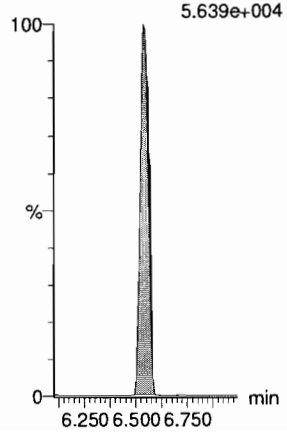

d7-N-MeFOSE

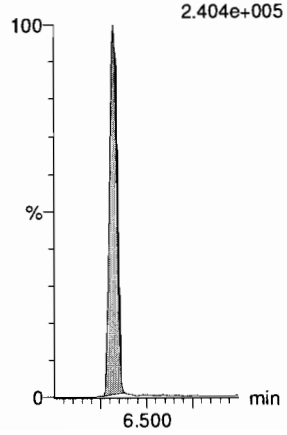

d9-N-EtFOSE

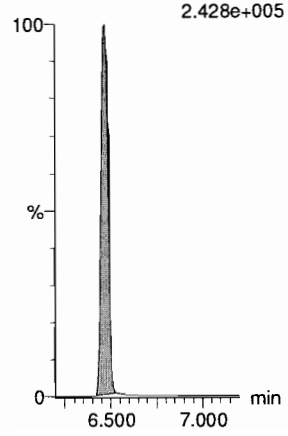

Dataset: F:\Projects\PFAS.PRO\Results\180725M1\180725M1-ICV.qld

Last Altered: Thursday, July 26, 2018 10:59:36 Pacific Daylight Time
Printed: Thursday, July 26, 2018 11:00:36 Pacific Daylight Time

Name: 180725M1_13, Date: 25-Jul-2018, Time: 20:44:46, ID: ICV180725M1-1 PFC 537 ICV 18G1920, Description: PFC 537 ICV 18G1920

13C4-PFBA

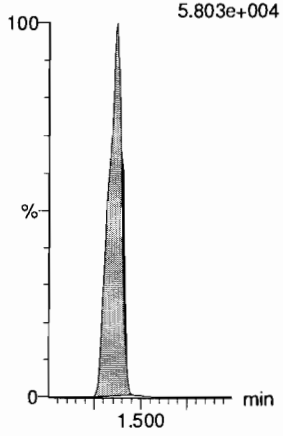

13C5-PFHxA

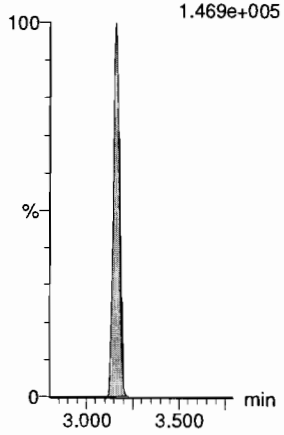

13C3-PFHxS

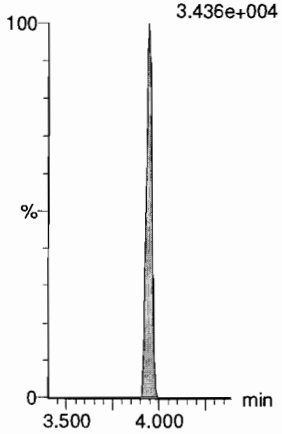

13C8-PFOA

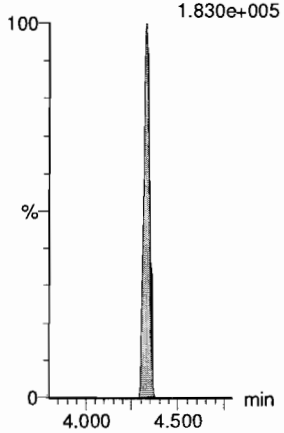

13C9-PFNA

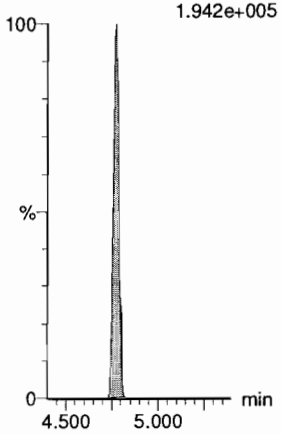

13C4-PFOS

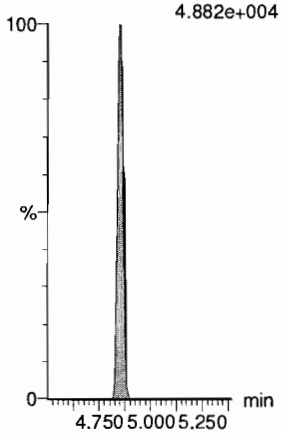

13C6-PFDA

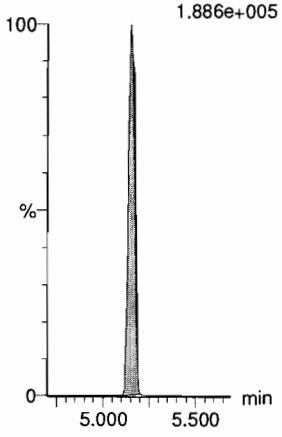

13C7-PFUdA

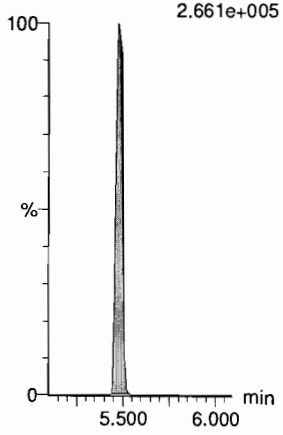

Vista Analytical Laboratory

Dataset: Untitled

Last Altered: Thursday, July 26, 2018 11:08:20 Pacific Daylight Time
Printed: Thursday, July 26, 2018 11:08:28 Pacific Daylight Time

Method: F:\Projects\PFAS.PRO\MethDB\PFAS_FULL_80C_072518.mdb 26 Jul 2018 10:19:21
Calibration: F:\Projects\PFAS.PRO\CurveDB\C18_VAL-PFAS_Q4_07-25-18.cdb 26 Jul 2018 10:45:37

Name: 180725M1_12, Date: 25-Jul-2018, Time: 20:34:21, ID: IPA, Description: IPA

PFBA

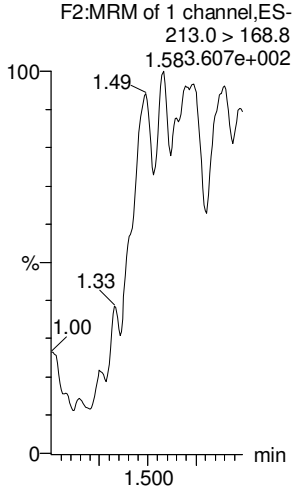

PFPeA

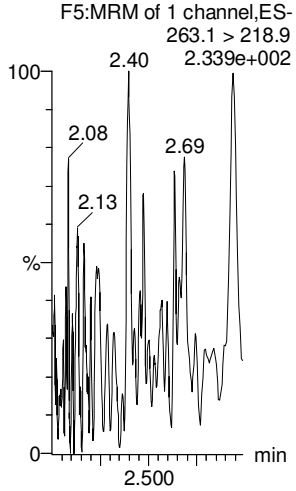

PFBS

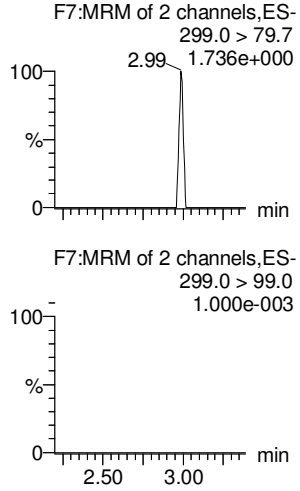

4:2 FTS

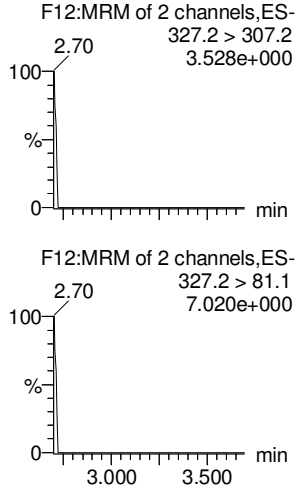

PFHxA

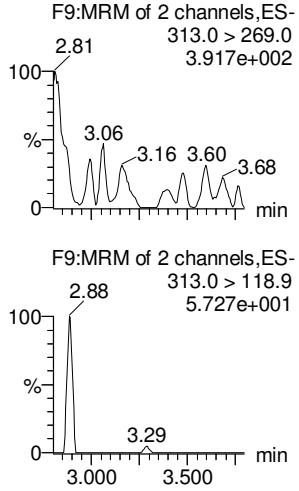

PFPeS

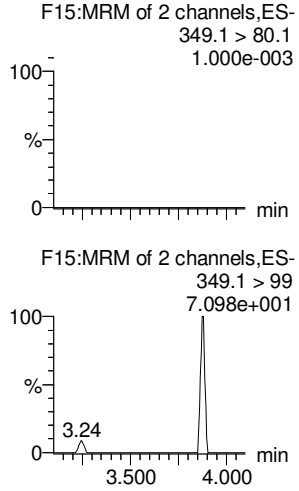

13C3-PFBA

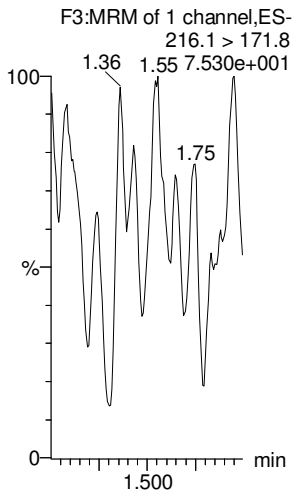

13C3-PFPeA

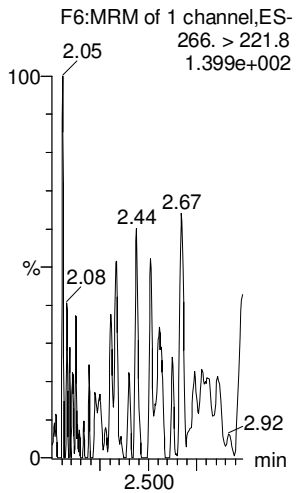

13C3-PFBS

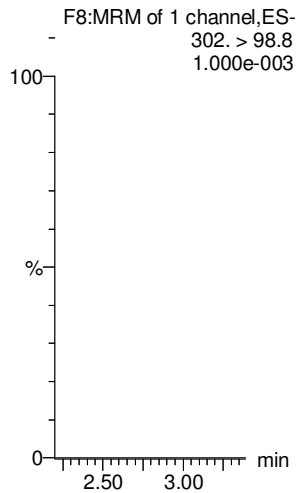

13C2-4:2 FTS

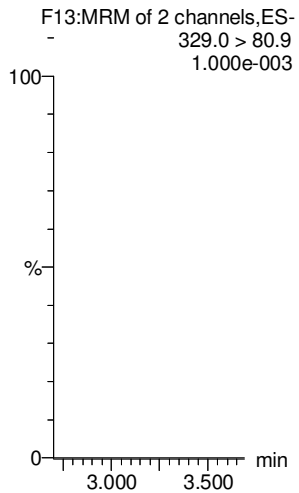

13C2-PFHxA

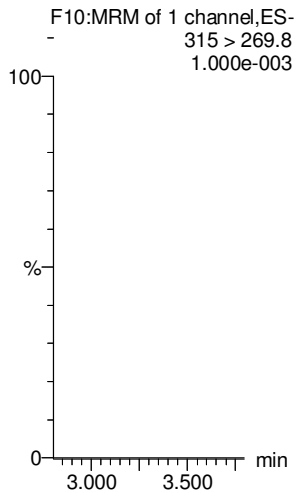

13C3-PFBS

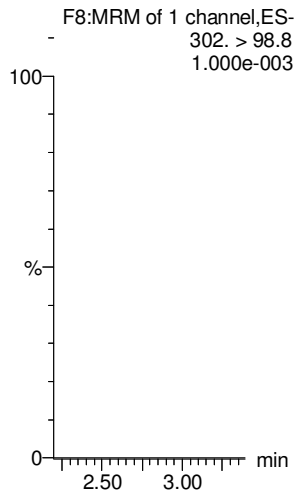

Dataset: Untitled

Last Altered: Thursday, July 26, 2018 11:08:20 Pacific Daylight Time
Printed: Thursday, July 26, 2018 11:08:28 Pacific Daylight Time

Name: 180725M1_12, Date: 25-Jul-2018, Time: 20:34:21, ID: IPA, Description: IPA

6:2 FTS

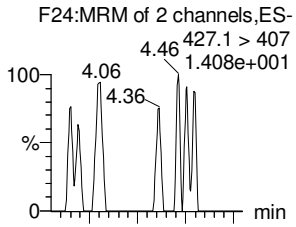

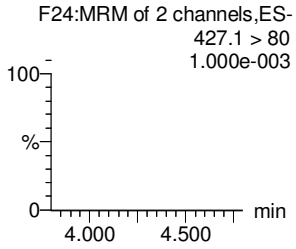

PFHpA

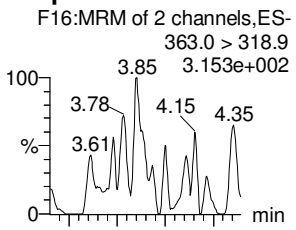

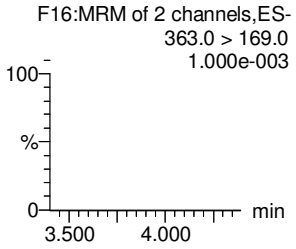

L-PFHxS

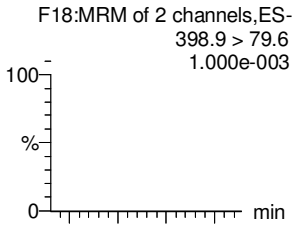

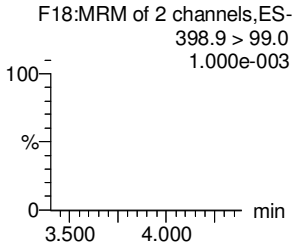

L-PFOA

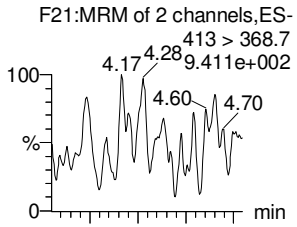

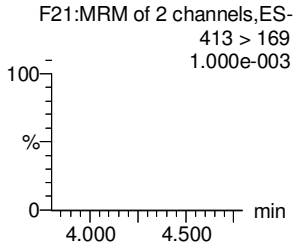

PFHpS

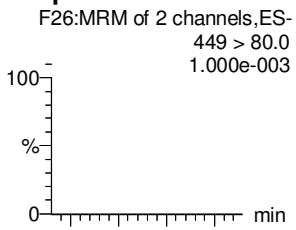

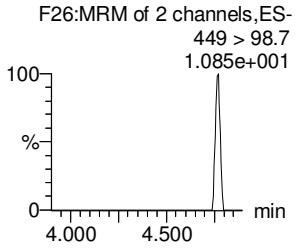

PFNA

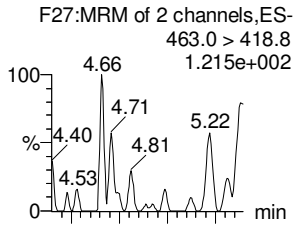

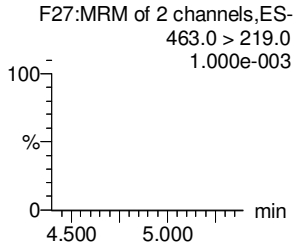

13C2-6:2 FTS

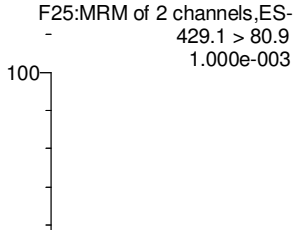

13C4-PFHpA

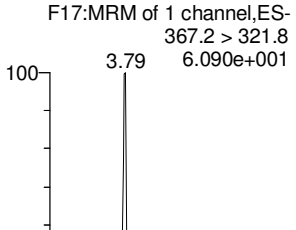

18O2-PFHxS

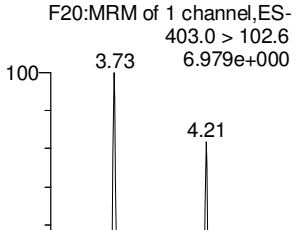

13C2-PFOA

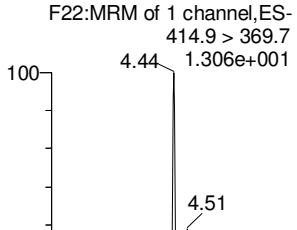

13C8-PFOS

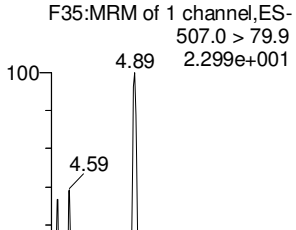

13C5-PFNA

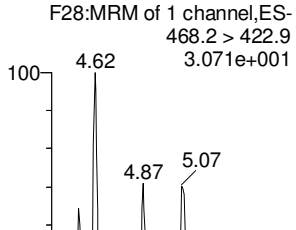

Dataset: Untitled

Last Altered: Thursday, July 26, 2018 11:08:20 Pacific Daylight Time
Printed: Thursday, July 26, 2018 11:08:28 Pacific Daylight Time

Name: 180725M1_12, Date: 25-Jul-2018, Time: 20:34:21, ID: IPA, Description: IPA

PFOSA

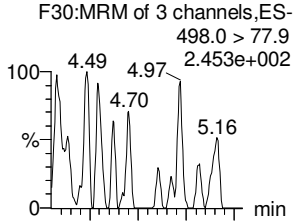

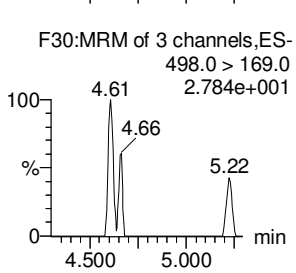

L-PFOS

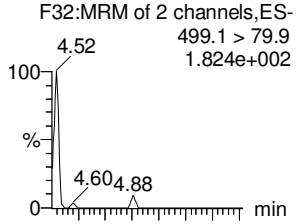

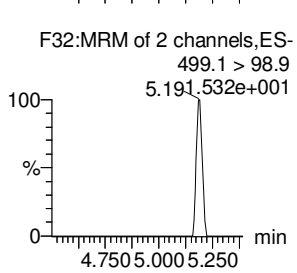

PFDA

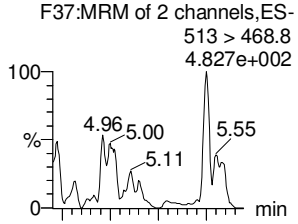

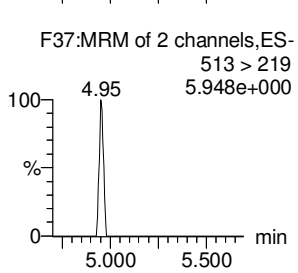

8:2 FTS

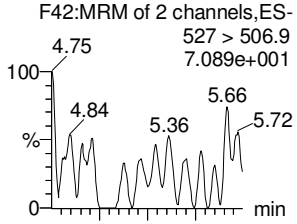

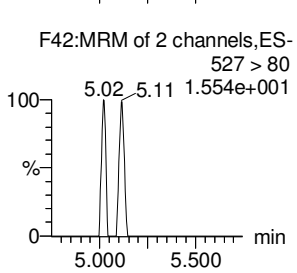

PFNS

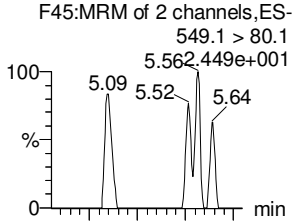

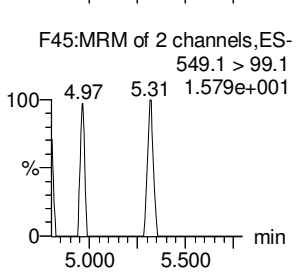

L-MeFOSAA

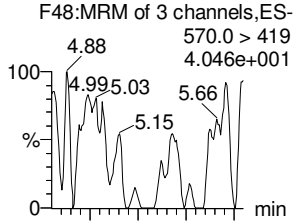

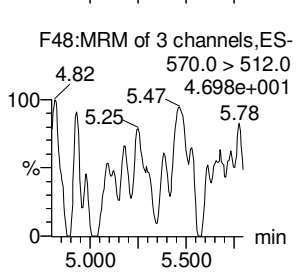

13C8-PFOSA

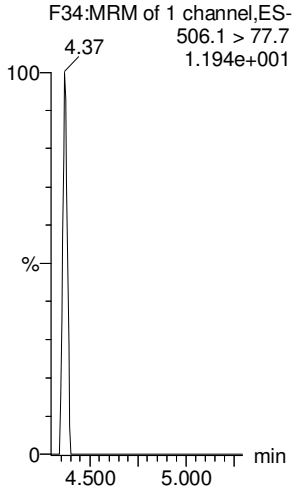

13C8-PFOS

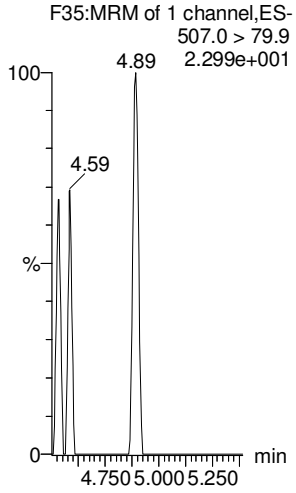

13C2-PFDA

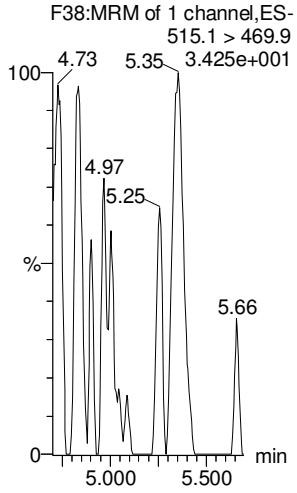

13C2-8:2 FTS

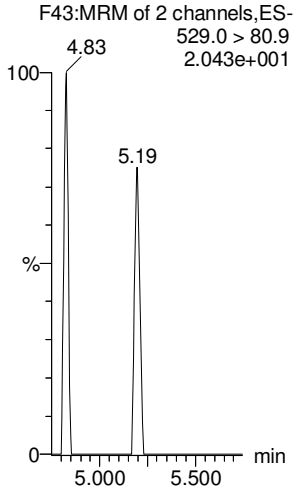

13C8-PFOS

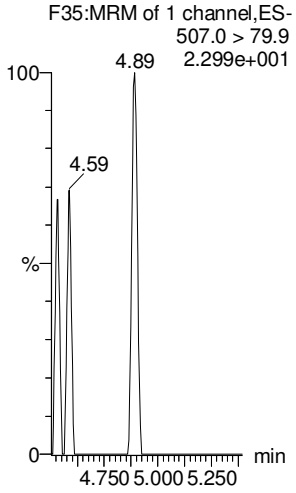

d3-N-MeFOSAA

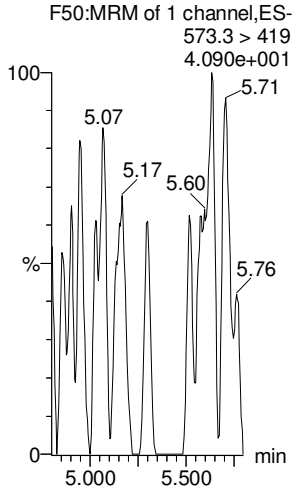

Vista Analytical Laboratory

Dataset: Untitled

Last Altered: Thursday, July 26, 2018 11:08:20 Pacific Daylight Time
Printed: Thursday, July 26, 2018 11:08:28 Pacific Daylight Time

Name: 180725M1_12, Date: 25-Jul-2018, Time: 20:34:21, ID: IPA, Description: IPA

L-EtFOSAA

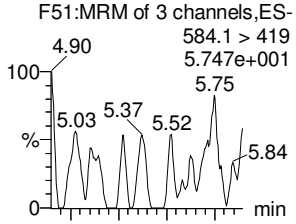

PFDoA

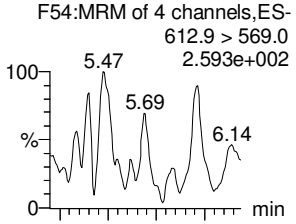

PFDS

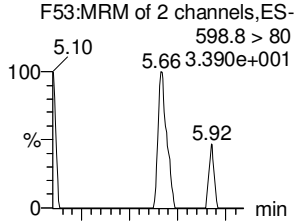

PFUdA

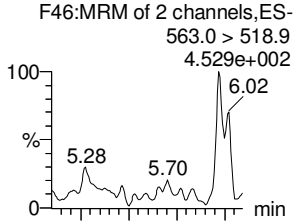

N-MeFOSA

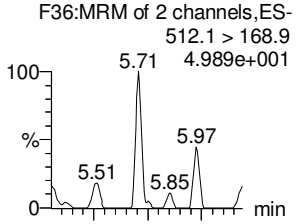

PFTrDA

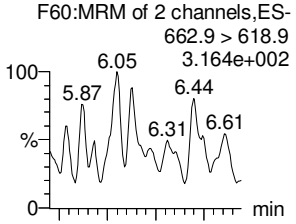

d5-N-EtFOSAA

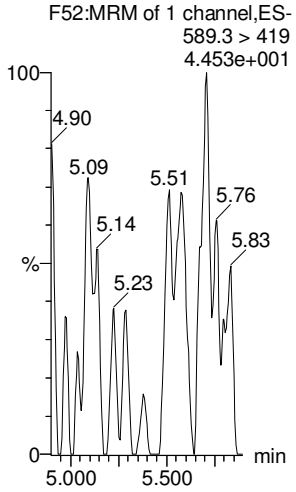

13C2-PFDoA

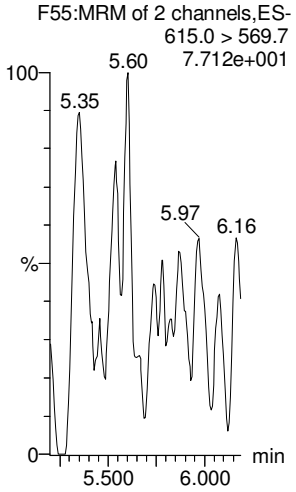

13C2-PFUdA

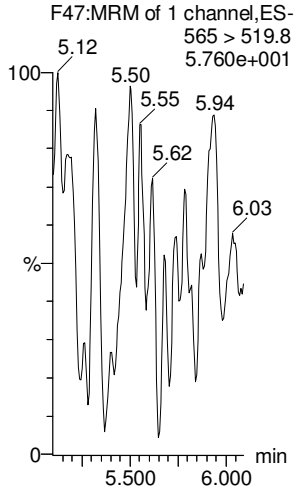

13C2-PFUdA

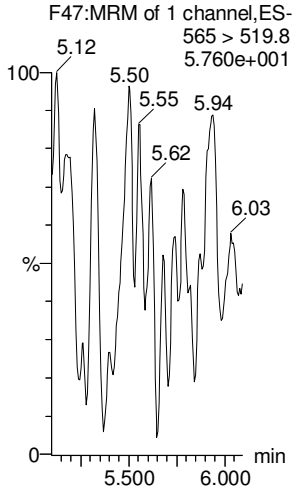

d3-N-MeFOSA

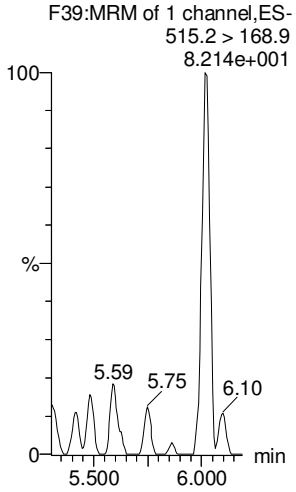

13C2-PFDoA

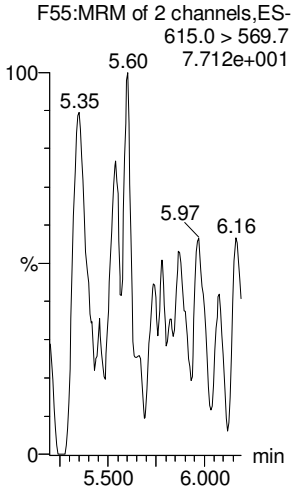

Vista Analytical Laboratory

Dataset: Untitled

Last Altered: Thursday, July 26, 2018 11:08:20 Pacific Daylight Time
Printed: Thursday, July 26, 2018 11:08:28 Pacific Daylight Time

Name: 180725M1_12, Date: 25-Jul-2018, Time: 20:34:21, ID: IPA, Description: IPA

PFTeDA

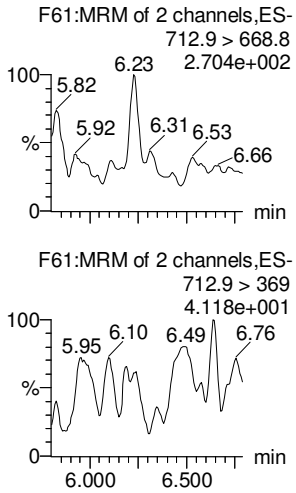

N-EtFOSA

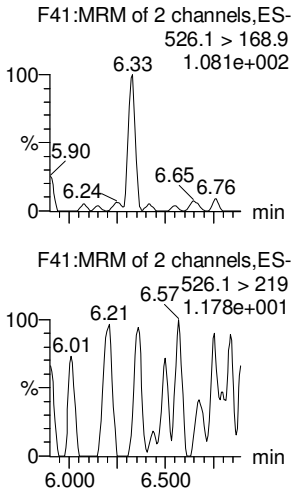

PFHxDA

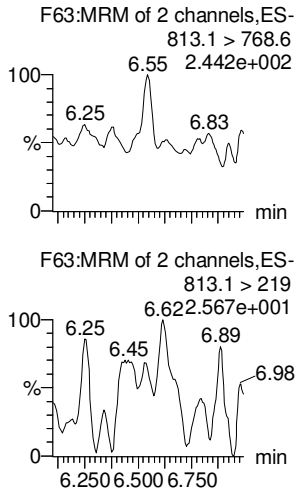

PFODA

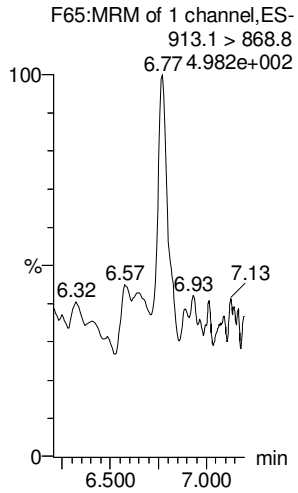

N-MeFOSE

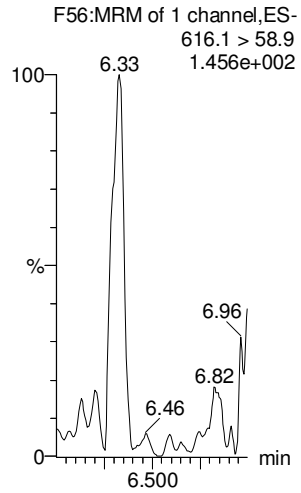

N-EtFOSE

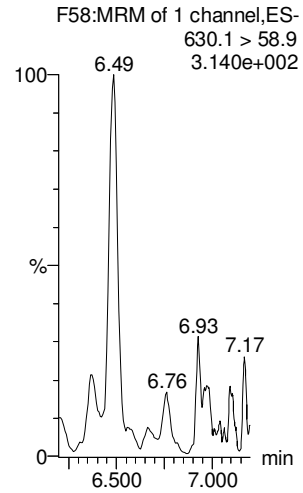

13C2-PFTeDA

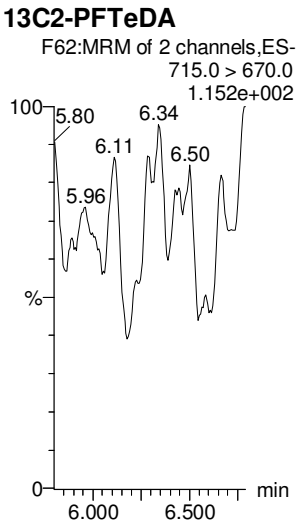

d5-N-ETFOSA

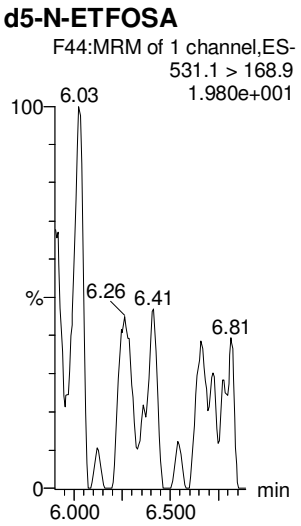

13C2-PFHxDA

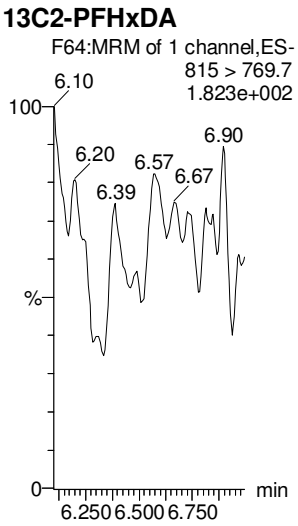

13C2-PFHxDA

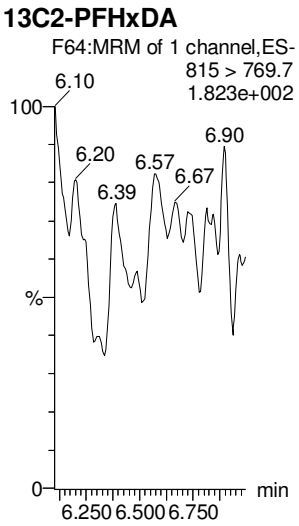

d7-N-MeFOSE

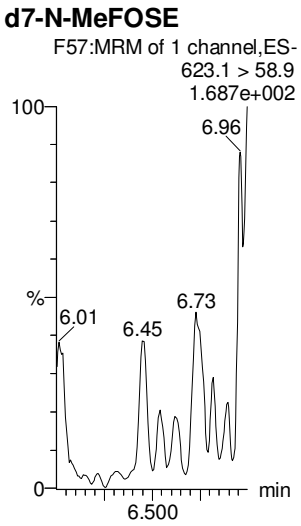

d9-N-EtFOSE

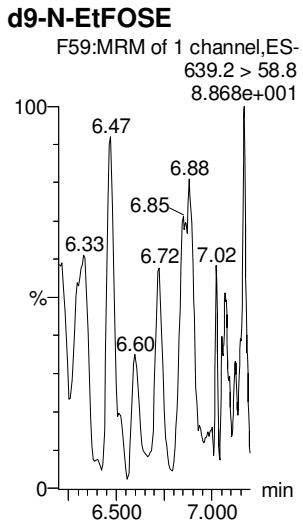

Dataset: Untitled

Last Altered: Thursday, July 26, 2018 11:08:20 Pacific Daylight Time
Printed: Thursday, July 26, 2018 11:08:28 Pacific Daylight Time

Name: 180725M1_12, Date: 25-Jul-2018, Time: 20:34:21, ID: IPA, Description: IPA

13C4-PFBA

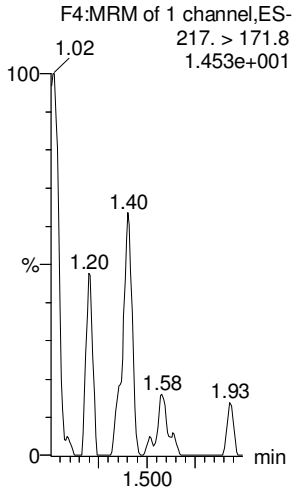

13C5-PFHxA

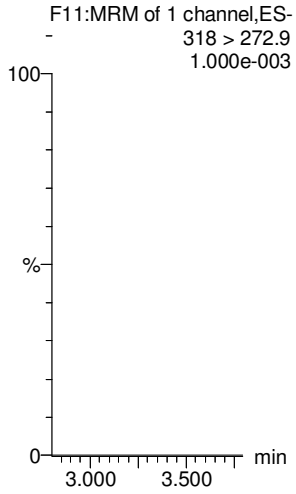

13C3-PFHxS

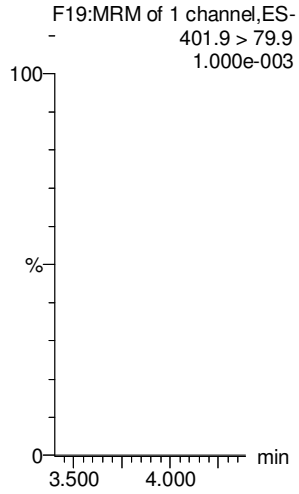

13C8-PFOA

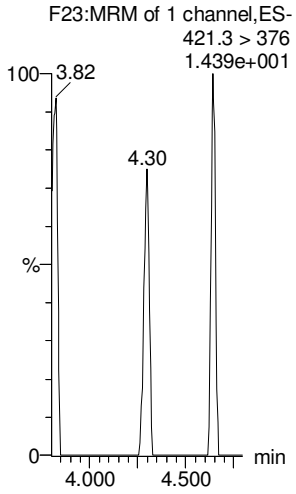

13C9-PFNA

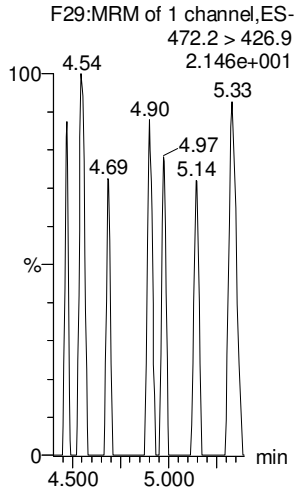

13C4-PFOS

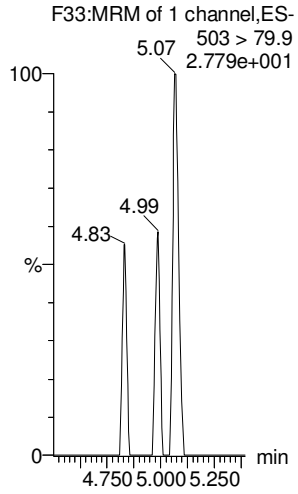

13C6-PFDA

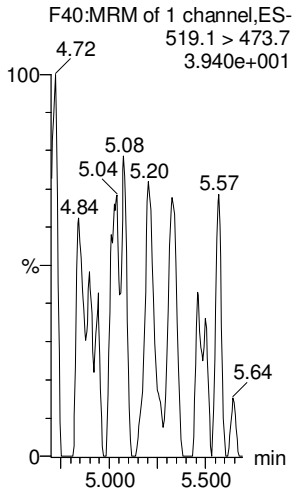

13C7-PFUdA

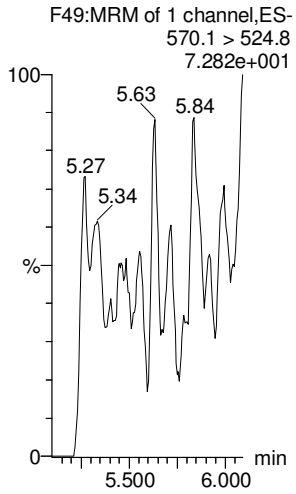

Dataset: F:\Projects\PFAS.PRO\Results\New folder\180816M1-CRV.qld

Last Altered: Friday, August 17, 2018 14:16:47 Pacific Daylight Time
Printed: Friday, August 17, 2018 14:17:24 Pacific Daylight Time

Low pt
PFHxS 1.0
PFOA 0.5
PFOS
MeFOSAA
EtFOSAA 1.0
PFDoA 0.5

High pt
PFHxS 250
MeFOSAA

Method: F:\Projects\PFAS.PRO\MethDB\PFAS_FULL_80C_081618.mdb 17 Aug 2018 13:46:30
Calibration: F:\Projects\PFAS.PRO\CurveDB\C18_VAL-PFAS_Q4_08-16-18_L14.cdb 17 Aug 2018 14:16:47

√AD 8/17/18

KBF 8/17/18

Compound name: PFBS
Coefficient of Determination: R^2 = 0.999926
Calibration curve: 0.000576818 * x^2 + 1.80138 * x + -0.179746
Response type: Internal Std (Ref 38), Area * (IS Conc. / IS Area)
Curve type: 2nd Order, Origin: Exclude, Weighting: 1/x, Axis trans: None

	#	Name	Type	Std. Conc	RT	Area	IS Area	Response	Conc.	%Dev	Conc. Flag	CoD	CoD Flag	x=excluded
1	1	180816M1_2	Standard	0.250	2.43	3.686	236.753	0.195	0.2	-16.9	NO	1.000	NO	MM
2	2	180816M1_3	Standard	0.500	2.44	18.092	286.301	0.790	0.5	7.6	NO	1.000	NO	MM
3	3	180816M1_4	Standard	1.000	2.44	93.974	625.823	1.877	1.1	14.1	NO	1.000	NO	bb
4	4	180816M1_5	Standard	2.000	2.44	57.943	223.450	3.241	1.9	-5.1	NO	1.000	NO	bb
5	5	180816M1_6	Standard	5.000	2.44	270.750	381.759	8.865	5.0	0.3	NO	1.000	NO	bb
6	6	180816M1_7	Standard	10.000	2.44	382.376	272.167	17.562	9.8	-1.8	NO	1.000	NO	bb
7	7	180816M1_8	Standard	50.000	2.44	2370.293	316.415	93.639	51.2	2.5	NO	1.000	NO	bb
8	8	180816M1_9	Standard	100.000	2.43	2246.449	151.657	185.159	99.7	-0.3	NO	1.000	NO	bb
9	9	180816M1_10	Standard	250.000	2.44	4975.967	128.659	483.445	248.7	-0.5	NO	1.000	NO	bb
10	10	180816M1_11	Standard	500.000	2.44	16014.375	191.378	1045.991	500.5	0.1	NO	1.000	NO	bb

Compound name: PFHxA
Coefficient of Determination: R^2 = 0.998663
Calibration curve: 0.000110633 * x^2 + 0.847543 * x + 0.0754126
Response type: Internal Std (Ref 40), Area * (IS Conc. / IS Area)
Curve type: 2nd Order, Origin: Include, Weighting: 1/x, Axis trans: None

	#	Name	Type	Std. Conc	RT	Area	IS Area	Response	Conc.	%Dev	Conc. Flag	CoD	CoD Flag	x=excluded
1	1	180816M1_2	Standard	0.250	2.94	78.857	1287.722	0.306	0.3	8.9	NO	0.999	NO	bb
2	2	180816M1_3	Standard	0.500	2.95	138.027	1515.182	0.455	0.4	-10.3	NO	0.999	NO	bb
3	3	180816M1_4	Standard	1.000	2.94	676.082	3333.210	1.014	1.1	10.7	NO	0.999	NO	bd
4	4	180816M1_5	Standard	2.000	2.95	441.664	1259.596	1.753	2.0	-1.0	NO	0.999	NO	MM
5	5	180816M1_6	Standard	5.000	2.95	1943.972	2104.592	4.618	5.4	7.1	NO	0.999	NO	MM
6	6	180816M1_7	Standard	10.000	2.95	2902.452	1479.101	9.812	11.5	14.7	NO	0.999	NO	bd
7	7	180816M1_8	Standard	50.000	2.95	16192.747	1739.719	46.538	54.4	8.9	NO	0.999	NO	bb
8	8	180816M1_9	Standard	100.000	2.94	14838.035	862.197	86.048	100.1	0.1	NO	0.999	NO	MM
9	9	180816M1_10	Standard	250.000	2.95	32419.025	776.707	208.695	238.7	-4.5	NO	0.999	NO	bb
10	10	180816M1_11	Standard	500.000	2.95	111562.43(	1222.832	456.164	504.9	1.0	NO	0.999	NO	bb

Dataset: F:\Projects\PFAS.PRO\Results\New folder\180816M1-CRV.qld

Last Altered: Friday, August 17, 2018 14:16:47 Pacific Daylight Time
Printed: Friday, August 17, 2018 14:17:24 Pacific Daylight Time

Compound name: PFHpA
Correlation coefficient: r = 0.999436, r^2 = 0.998873
Calibration curve: 1.12307 * x + 0.0186093
Response type: Internal Std (Ref 41), Area * (IS Conc. / IS Area)
Curve type: Linear, Origin: Exclude, Weighting: 1/x, Axis trans: None

	#	Name	Type	Std. Conc	RT	Area	IS Area	Response	Conc.	%Dev	Conc. Flag	CoD	CoD Flag	x=excluded
1	1	180816M1_2	Standard	0.250	3.55	43.769	2048.995	0.267	0.2	-11.5	NO	0.999	NO	MM
2	2	180816M1_3	Standard	0.500	3.56	124.975	2522.879	0.619	0.5	7.0	NO	0.999	NO	MM
3	3	180816M1_4	Standard	1.000	3.56	484.050	5325.976	1.136	1.0	-0.5	NO	0.999	NO	bb
4	4	180816M1_5	Standard	2.000	3.57	368.630	1805.465	2.552	2.3	12.8	NO	0.999	NO	bb
5	5	180816M1_6	Standard	5.000	3.56	1363.728	3075.577	5.543	4.9	-1.6	NO	0.999	NO	bb
6	6	180816M1_7	Standard	10.000	3.57	1981.951	2309.344	10.728	9.5	-4.6	NO	0.999	NO	bb
7	7	180816M1_8	Standard	50.000	3.57	11980.936	2752.239	54.414	48.4	-3.1	NO	0.999	NO	bb
8	8	180816M1_9	Standard	100.000	3.56	11435.610	1294.210	110.450	98.3	-1.7	NO	0.999	NO	bb
9	9	180816M1_10	Standard	250.000	3.57	24576.967	1039.251	295.609	263.2	5.3	NO	0.999	NO	bb
10	10	180816M1_11	Standard	500.000	3.56	79419.211	1802.723	550.689	490.3	-1.9	NO	0.999	NO	bb

Compound name: L-PFHxS
Correlation coefficient: r = 0.998385, r^2 = 0.996774
Calibration curve: 1.6762 * x + -0.535529
Response type: Internal Std (Ref 42), Area * (IS Conc. / IS Area)
Curve type: Linear, Origin: Exclude, Weighting: 1/x, Axis trans: None

	#	Name	Type	Std. Conc	RT	Area	IS Area	Response	Conc.	%Dev	Conc. Flag	CoD	CoD Flag	x=excluded
1	1	180816M1_2	Standard	0.250	3.60	3.220	201.651	0.200	0.4	75.4	YES	0.997	NO	MMX
2	2	180816M1_3	Standard	0.500	3.72	11.319	244.561	0.579	0.7	32.9	YES	0.997	NO	bbX
3	3	180816M1_4	Standard	1.000	3.72	69.570	557.872	1.559	1.2	24.9	NO	0.997	NO	MM
4	4	180816M1_5	Standard	2.000	3.72	37.170	170.847	2.720	1.9	-2.9	NO	0.997	NO	MM
5	5	180816M1_6	Standard	5.000	3.72	198.841	321.276	7.736	4.9	-1.3	NO	0.997	NO	MM
6	6	180816M1_7	Standard	10.000	3.72	260.810	224.855	14.499	9.0	-10.3	NO	0.997	NO	MM
7	7	180816M1_8	Standard	50.000	3.72	1781.547	300.651	74.070	44.5	-11.0	NO	0.997	NO	MM
8	8	180816M1_9	Standard	100.000	3.72	1644.039	127.276	161.464	96.6	-3.4	NO	0.997	NO	MM
9	9	180816M1_10	Standard	250.000	3.73	3735.806	107.387	434.853	259.7	3.9	NO	0.997	NO	MM
10	10	180816M1_11	Standard	500.000	3.72	12358.615	193.678	797.626	476.2	-4.8	NO	0.997	NO	MMX

Dataset: F:\Projects\PFAS.PRO\Results\New folder\180816M1-CRV.qld

Last Altered: Friday, August 17, 2018 14:16:47 Pacific Daylight Time
Printed: Friday, August 17, 2018 14:17:24 Pacific Daylight Time

Compound name: L-PFOA
Coefficient of Determination: R^2 = 0.999535
Calibration curve: -1.55031e-005 * x^2 + 0.992622 * x + 0.070085
Response type: Internal Std (Ref 44), Area * (IS Conc. / IS Area)
Curve type: 2nd Order, Origin: Exclude, Weighting: 1/x, Axis trans: None

	#	Name	Type	Std. Conc	RT	Area	IS Area	Response	Conc.	%Dev	Conc. Flag	CoD	CoD Flag	x=excluded
1	1	180816M1_2	Standard	0.250	4.10	115.441	2874.692	0.502	0.4	74.0	YES	1.000	NO	MMX
2	2	180816M1_3	Standard	0.500	4.09	138.260	3579.512	0.483	0.4	-16.8	NO	1.000	NO	bb
3	3	180816M1_4	Standard	1.000	4.09	702.484	7787.557	1.128	1.1	6.5	NO	1.000	NO	bb
4	4	180816M1_5	Standard	2.000	4.09	495.291	2659.706	2.328	2.3	13.7	NO	1.000	NO	bb
5	5	180816M1_6	Standard	5.000	4.09	1908.891	4633.464	5.150	5.1	2.4	NO	1.000	NO	bb
6	6	180816M1_7	Standard	10.000	4.09	2807.705	3567.003	9.839	9.8	-1.6	NO	1.000	NO	MM
7	7	180816M1_8	Standard	50.000	4.09	16851.996	4423.268	47.623	47.9	-4.1	NO	1.000	NO	bb
8	8	180816M1_9	Standard	100.000	4.09	15068.600	1944.735	96.855	97.7	-2.3	NO	1.000	NO	bb
9	9	180816M1_10	Standard	250.000	4.10	33220.453	1633.510	254.211	257.1	2.8	NO	1.000	NO	bb
10	10	180816M1_11	Standard	500.000	4.09	110884.164	2830.427	489.697	497.1	-0.6	NO	1.000	NO	bb

Compound name: PFNA
Coefficient of Determination: R^2 = 0.998059
Calibration curve: 0.000683375 * x^2 + 0.984999 * x + 0.214055
Response type: Internal Std (Ref 45), Area * (IS Conc. / IS Area)
Curve type: 2nd Order, Origin: Exclude, Weighting: 1/x, Axis trans: None

	#	Name	Type	Std. Conc	RT	Area	IS Area	Response	Conc.	%Dev	Conc. Flag	CoD	CoD Flag	x=excluded
1	1	180816M1_2	Standard	0.250	4.54	107.616	3227.235	0.417	0.2	-17.7	NO	0.998	NO	bb
2	2	180816M1_3	Standard	0.500	4.54	222.397	4110.079	0.676	0.5	-6.2	NO	0.998	NO	bb
3	3	180816M1_4	Standard	1.000	4.54	767.076	8743.345	1.097	0.9	-10.5	NO	0.998	NO	bb
4	4	180816M1_5	Standard	2.000	4.54	552.845	2818.885	2.452	2.3	13.4	NO	0.998	NO	bb
5	5	180816M1_6	Standard	5.000	4.54	2373.981	5208.208	5.698	5.5	10.9	NO	0.998	NO	bb
6	6	180816M1_7	Standard	10.000	4.54	3298.580	3980.575	10.358	10.2	2.3	NO	0.998	NO	bb
7	7	180816M1_8	Standard	50.000	4.54	20288.105	4702.136	53.933	52.6	5.2	NO	0.998	NO	bb
8	8	180816M1_9	Standard	100.000	4.54	18292.900	2008.207	113.863	107.4	7.4	NO	0.998	NO	bb
9	9	180816M1_10	Standard	250.000	4.54	41335.211	1919.274	269.211	234.8	-6.1	NO	0.998	NO	bb
10	10	180816M1_11	Standard	500.000	4.54	132953.250	2474.601	671.589	504.8	1.0	NO	0.998	NO	bb

Dataset: F:\Projects\PFAS.PRO\Results\New folder\180816M1-CRV.qld

Last Altered: Friday, August 17, 2018 14:16:47 Pacific Daylight Time
Printed: Friday, August 17, 2018 14:17:24 Pacific Daylight Time

Compound name: L-PFOS
Coefficient of Determination: R^2 = 0.991440
Calibration curve: 0.000290985 * x^2 + 0.818 * x + 0.00567867
Response type: Internal Std (Ref 47), Area * (IS Conc. / IS Area)
Curve type: 2nd Order, Origin: Include, Weighting: 1/x, Axis trans: None

	#	Name	Type	Std. Conc	RT	Area	IS Area	Response	Conc.	%Dev	Conc. Flag	CoD	CoD Flag	x=excluded
1	1	180816M1_2	Standard	0.250			493.902				NO	0.991	NO	
2	2	180816M1_3	Standard	0.500	4.63	21.328	631.100	0.422	0.5	1.9	NO	0.991	NO	MM
3	3	180816M1_4	Standard	1.000	4.63	97.554	1307.338	0.933	1.1	13.3	NO	0.991	NO	MM
4	4	180816M1_5	Standard	2.000	4.62	40.666	424.030	1.199	1.5	-27.1	NO	0.991	NO	MM
5	5	180816M1_6	Standard	5.000	4.63	230.486	652.600	4.415	5.4	7.6	NO	0.991	NO	MM
6	6	180816M1_7	Standard	10.000	4.63	354.583	584.835	7.579	9.2	-7.7	NO	0.991	NO	MM
7	7	180816M1_8	Standard	50.000	4.63	2429.331	699.467	43.414	52.1	4.2	NO	0.991	NO	MM
8	8	180816M1_9	Standard	100.000	4.63	2142.253	263.611	101.582	119.1	19.1	NO	0.991	NO	MM
9	9	180816M1_10	Standard	250.000	4.63	4838.972	312.141	193.781	219.7	-12.1	NO	0.991	NO	MM
10	10	180816M1_11	Standard	500.000	4.63	16734.990	424.602	492.667	509.8	2.0	NO	0.991	NO	MM

Compound name: PFDA
Coefficient of Determination: R^2 = 0.999427
Calibration curve: -0.000258426 * x^2 + 1.25135 * x + -0.0215601
Response type: Internal Std (Ref 48), Area * (IS Conc. / IS Area)
Curve type: 2nd Order, Origin: Exclude, Weighting: 1/x, Axis trans: None

	#	Name	Type	Std. Conc	RT	Area	IS Area	Response	Conc.	%Dev	Conc. Flag	CoD	CoD Flag	x=excluded
1	1	180816M1_2	Standard	0.250	4.91	81.687	3116.987	0.328	0.3	11.6	NO	0.999	NO	MM
2	2	180816M1_3	Standard	0.500	4.92	214.622	4298.373	0.624	0.5	3.2	NO	0.999	NO	MM
3	3	180816M1_4	Standard	1.000	4.92	751.424	8182.962	1.148	0.9	-6.5	NO	0.999	NO	bb
4	4	180816M1_5	Standard	2.000	4.92	620.976	2923.459	2.655	2.1	7.0	NO	0.999	NO	bb
5	5	180816M1_6	Standard	5.000	4.92	2445.754	5039.351	6.067	4.9	-2.6	NO	0.999	NO	bb
6	6	180816M1_7	Standard	10.000	4.92	3240.770	3788.366	10.693	8.6	-14.2	NO	0.999	NO	bb
7	7	180816M1_8	Standard	50.000	4.92	20771.967	4280.465	60.659	49.0	-2.0	NO	0.999	NO	bd
8	8	180816M1_9	Standard	100.000	4.92	19131.498	1869.985	127.885	104.5	4.5	NO	0.999	NO	bb
9	9	180816M1_10	Standard	250.000	4.92	39951.246	1699.612	293.826	247.5	-1.0	NO	0.999	NO	bb
10	10	180816M1_11	Standard	500.000	4.92	137887.891	3069.323	561.557	500.5	0.1	NO	0.999	NO	bb

Vista Analytical Laboratory

Dataset: F:\Projects\PFAS.PRO\Results\New folder\180816M1-CRV.qld

Last Altered: Friday, August 17, 2018 14:16:47 Pacific Daylight Time
Printed: Friday, August 17, 2018 14:17:24 Pacific Daylight Time

Compound name: L-MeFOSAA
Correlation coefficient: r = 0.999124, r^2 = 0.998250
Calibration curve: 1.18452 * x + -0.191818
Response type: Internal Std (Ref 50), Area * (IS Conc. / IS Area)
Curve type: Linear, Origin: Exclude, Weighting: 1/x, Axis trans: None

	#	Name	Type	Std. Conc	RT	Area	IS Area	Response	Conc.	%Dev	Conc. Flag	CoD	CoD Flag	x=excluded
1	1	180816M1_2	Standard	0.250	5.08	18.454	854.985	0.270	0.4	55.9	YES	0.998	NO	bbX
2	2	180816M1_3	Standard	0.500	5.08	24.036	969.347	0.310	0.4	-15.3	NO	0.998	NO	MM
3	3	180816M1_4	Standard	1.000	5.08	119.991	2204.004	0.681	0.7	-26.4	NO	0.998	NO	MM
4	4	180816M1_5	Standard	2.000	5.08	164.323	745.866	2.754	2.5	24.3	NO	0.998	NO	MM
5	5	180816M1_6	Standard	5.000	5.07	702.548	1406.271	6.245	5.4	8.7	NO	0.998	NO	MM
6	6	180816M1_7	Standard	10.000	5.08	942.346	899.248	13.099	11.2	12.2	NO	0.998	NO	MM
7	7	180816M1_8	Standard	50.000	5.07	5379.332	1135.165	59.235	50.2	0.3	NO	0.998	NO	MM
8	8	180816M1_9	Standard	100.000	5.08	4862.580	542.457	112.050	94.8	-5.2	NO	0.998	NO	MM
9	9	180816M1_10	Standard	250.000	5.08	11103.13E	462.921	299.812	253.3	1.3	NO	0.998	NO	MM
10	10	180816M1_11	Standard	500.000	5.07	37897.758	705.424	671.542	567.1	13.4	NO	0.998	NO	MMX

Compound name: L-EtFOSAA
Coefficient of Determination: R^2 = 0.999380
Calibration curve: 8.54344e-005 * x^2 + 0.987034 * x + -0.203369
Response type: Internal Std (Ref 52), Area * (IS Conc. / IS Area)
Curve type: 2nd Order, Origin: Exclude, Weighting: 1/x, Axis trans: None

	#	Name	Type	Std. Conc	RT	Area	IS Area	Response	Conc.	%Dev	Conc. Flag	CoD	CoD Flag	x=excluded
1	1	180816M1_2	Standard	0.250	5.23	7.567	998.129	0.095	0.3	20.8	NO	0.999	NO	bbX
2	2	180816M1_3	Standard	0.500	5.26	5.566	1187.226	0.059	0.3	-46.9	YES	0.999	NO	bbX
3	3	180816M1_4	Standard	1.000	5.24	186.962	2394.029	0.976	1.2	19.5	NO	0.999	NO	MM
4	4	180816M1_5	Standard	2.000	5.24	109.854	854.383	1.607	1.8	-8.3	NO	0.999	NO	MM
5	5	180816M1_6	Standard	5.000	5.24	502.616	1581.694	3.972	4.2	-15.4	NO	0.999	NO	MM
6	6	180816M1_7	Standard	10.000	5.24	800.037	1041.161	9.605	9.9	-0.7	NO	0.999	NO	MM
7	7	180816M1_8	Standard	50.000	5.24	5064.539	1186.692	53.347	54.0	8.0	NO	0.999	NO	MM
8	8	180816M1_9	Standard	100.000	5.24	4585.215	593.419	96.585	97.2	-2.8	NO	0.999	NO	MM
9	9	180816M1_10	Standard	250.000	5.24	9976.821	497.366	250.741	248.9	-0.4	NO	0.999	NO	MM
10	10	180816M1_11	Standard	500.000	5.24	32714.918	793.414	515.414	500.7	0.1	NO	0.999	NO	MM

Dataset: F:\Projects\PFAS.PRO\Results\New folder\180816M1-CRV.qld

Last Altered: Friday, August 17, 2018 14:16:47 Pacific Daylight Time
Printed: Friday, August 17, 2018 14:17:41 Pacific Daylight Time

Method: F:\Projects\PFAS.PRO\MethDB\PFAS_FULL_80C_081618.mdb 17 Aug 2018 13:46:30
Calibration: F:\Projects\PFAS.PRO\CurveDB\C18_VAL-PFAS_Q4_08-16-18_L14.cdb 17 Aug 2018 14:16:47

Compound name: PFUdA
Coefficient of Determination: R^2 = 0.999748
Calibration curve: -5.10349e-005 * x^2 + 0.962458 * x + 0.00434194
Response type: Internal Std (Ref 51), Area * (IS Conc. / IS Area)
Curve type: 2nd Order, Origin: Exclude, Weighting: 1/x, Axis trans: None

	#	Name	Type	Std. Conc	RT	Area	IS Area	Response	Conc.	%Dev	Conc. Flag	CoD	CoD Flag	x=excluded
1	1	180816M1_2	Standard	0.250	5.25	70.011	3300.067	0.265	0.3	8.4	NO	1.000	NO	MM
2	2	180816M1_3	Standard	0.500	5.26	144.951	4453.863	0.407	0.4	-16.4	NO	1.000	NO	bb
3	3	180816M1_4	Standard	1.000	5.25	751.083	9400.628	0.999	1.0	3.3	NO	1.000	NO	db
4	4	180816M1_5	Standard	2.000	5.25	501.541	3189.318	1.966	2.0	1.9	NO	1.000	NO	bb
5	5	180816M1_6	Standard	5.000	5.25	2227.536	5400.677	5.156	5.4	7.1	NO	1.000	NO	bb
6	6	180816M1_7	Standard	10.000	5.25	3129.468	4126.448	9.480	9.9	-1.5	NO	1.000	NO	bb
7	7	180816M1_8	Standard	50.000	5.25	17843.371	4763.707	46.821	48.8	-2.5	NO	1.000	NO	bb
8	8	180816M1_9	Standard	100.000	5.25	16765.158	2233.635	93.822	98.0	-2.0	NO	1.000	NO	bb
9	9	180816M1_10	Standard	250.000	5.25	37218.512	1920.800	242.207	255.1	2.0	NO	1.000	NO	bb
10	10	180816M1_11	Standard	500.000	5.25	124178.000	3326.768	466.586	497.9	-0.4	NO	1.000	NO	bb

Compound name: PFDoA
Coefficient of Determination: R^2 = 0.999757
Calibration curve: -4.26848e-005 * x^2 + 1.11741 * x + 0.0128825
Response type: Internal Std (Ref 53), Area * (IS Conc. / IS Area)
Curve type: 2nd Order, Origin: Exclude, Weighting: 1/x, Axis trans: None

	#	Name	Type	Std. Conc	RT	Area	IS Area	Response	Conc.	%Dev	Conc. Flag	CoD	CoD Flag	x=excluded
1	1	180816M1_2	Standard	0.250	5.53	125.710	3206.173	0.490	0.4	70.8	YES	1.000	NO	MMX
2	2	180816M1_3	Standard	0.500	5.54	201.032	4482.125	0.561	0.5	-2.0	NO	1.000	NO	bb
3	3	180816M1_4	Standard	1.000	5.54	829.720	9134.899	1.135	1.0	0.5	NO	1.000	NO	bb
4	4	180816M1_5	Standard	2.000	5.54	597.570	3011.325	2.481	2.2	10.4	NO	1.000	NO	bb
5	5	180816M1_6	Standard	5.000	5.54	2383.252	5712.204	5.215	4.7	-6.9	NO	1.000	NO	bb
6	6	180816M1_7	Standard	10.000	5.54	3531.135	4142.985	10.654	9.5	-4.7	NO	1.000	NO	bb
7	7	180816M1_8	Standard	50.000	5.54	21466.734	4735.528	56.664	50.8	1.6	NO	1.000	NO	bb
8	8	180816M1_9	Standard	100.000	5.54	19036.631	2086.578	114.042	102.4	2.4	NO	1.000	NO	bb
9	9	180816M1_10	Standard	250.000	5.54	41297.633	1897.158	272.102	245.8	-1.7	NO	1.000	NO	bb
10	10	180816M1_11	Standard	500.000	5.54	140189.344	3187.691	549.729	501.6	0.3	NO	1.000	NO	bb

Dataset: F:\Projects\PFAS.PRO\Results\New folder\180816M1-CRV.qld

Last Altered: Friday, August 17, 2018 14:16:47 Pacific Daylight Time
Printed: Friday, August 17, 2018 14:17:41 Pacific Daylight Time

Compound name: PFTrDA
Coefficient of Determination: R^2 = 0.999788
Calibration curve: -7.31932e-005 * x^2 + 1.14044 * x + -0.00309988
Response type: Internal Std (Ref 53), Area * (IS Conc. / IS Area)
Curve type: 2nd Order, Origin: Exclude, Weighting: 1/x, Axis trans: None

	#	Name	Type	Std. Conc	RT	Area	IS Area	Response	Conc.	%Dev	Conc. Flag	CoD	CoD Flag	x=excluded
1	1	180816M1_2	Standard	0.250	5.79	65.685	3206.173	0.256	0.2	-9.1	NO	1.000	NO	MM
2	2	180816M1_3	Standard	0.500	5.79	233.856	4482.125	0.652	0.6	14.9	NO	1.000	NO	MM
3	3	180816M1_4	Standard	1.000	5.79	907.468	9134.899	1.242	1.1	9.2	NO	1.000	NO	bb
4	4	180816M1_5	Standard	2.000	5.79	539.340	3011.325	2.239	2.0	-1.7	NO	1.000	NO	bb
5	5	180816M1_6	Standard	5.000	5.79	2466.922	5712.204	5.398	4.7	-5.2	NO	1.000	NO	bb
6	6	180816M1_7	Standard	10.000	5.79	3434.328	4142.985	10.362	9.1	-9.1	NO	1.000	NO	bb
7	7	180816M1_8	Standard	50.000	5.79	21297.172	4735.528	56.216	49.5	-1.1	NO	1.000	NO	bb
8	8	180816M1_9	Standard	100.000	5.79	19370.590	2086.578	116.043	102.4	2.4	NO	1.000	NO	bb
9	9	180816M1_10	Standard	250.000	5.79	42441.527	1897.158	279.639	249.2	-0.3	NO	1.000	NO	bb
10	10	180816M1_11	Standard	500.000	5.79	140744.141	3187.691	551.905	500.0	-0.0	NO	1.000	NO	bb

Compound name: PFTeDA
Coefficient of Determination: R^2 = 0.999707
Calibration curve: -7.3449e-005 * x^2 + 1.27098 * x + 0.0600048
Response type: Internal Std (Ref 55), Area * (IS Conc. / IS Area)
Curve type: 2nd Order, Origin: Exclude, Weighting: 1/x, Axis trans: None

	#	Name	Type	Std. Conc	RT	Area	IS Area	Response	Conc.	%Dev	Conc. Flag	CoD	CoD Flag	x=excluded
1	1	180816M1_2	Standard	0.250	6.01	75.571	2338.528	0.404	0.3	8.2	NO	1.000	NO	MM
2	2	180816M1_3	Standard	0.500	6.01	140.472	3076.721	0.571	0.4	-19.6	NO	1.000	NO	bb
3	3	180816M1_4	Standard	1.000	6.01	743.097	6639.413	1.399	1.1	5.4	NO	1.000	NO	bb
4	4	180816M1_5	Standard	2.000	6.01	444.225	2189.538	2.536	1.9	-2.6	NO	1.000	NO	bb
5	5	180816M1_6	Standard	5.000	6.01	2113.396	4031.539	6.553	5.1	2.2	NO	1.000	NO	bb
6	6	180816M1_7	Standard	10.000	6.01	2973.019	2808.545	13.232	10.4	3.7	NO	1.000	NO	bb
7	7	180816M1_8	Standard	50.000	6.01	17644.830	3367.229	65.502	51.6	3.3	NO	1.000	NO	bb
8	8	180816M1_9	Standard	100.000	6.01	15893.009	1551.809	128.020	101.3	1.3	NO	1.000	NO	bb
9	9	180816M1_10	Standard	250.000	6.02	34839.477	1423.574	305.916	244.1	-2.4	NO	1.000	NO	bb
10	10	180816M1_11	Standard	500.000	6.01	119763.430	2413.425	620.298	502.6	0.5	NO	1.000	NO	bb

Dataset: F:\Projects\PFAS.PRO\Results\New folder\180816M1-CRV.qld

Last Altered: Friday, August 17, 2018 14:16:47 Pacific Daylight Time
Printed: Friday, August 17, 2018 14:17:41 Pacific Daylight Time

Compound name: 13C3-PFBS
Response Factor: 0.0714895
RRF SD: 0.00224516, Relative SD: 3.14054
Response type: Internal Std (Ref 61), Area * (IS Conc. / IS Area)
Curve type: RF

	# Name	Type	Std. Conc	RT	Area	IS Area	Response	Conc.	%Dev	Conc. Flag	CoD	CoD Flag	x=excluded
1	1 180816M1_2	Standard	12.500	2.43	236.753	3230.507	0.916	12.8	2.5	NO		NO	MM
2	2 180816M1_3	Standard	12.500	2.43	286.301	4116.137	0.869	12.2	-2.7	NO		NO	MM
3	3 180816M1_4	Standard	12.500	2.44	625.823	8738.014	0.895	12.5	0.2	NO		NO	MM
4	4 180816M1_5	Standard	12.500	2.44	223.450	3023.400	0.924	12.9	3.4	NO		NO	MM
5	5 180816M1_6	Standard	12.500	2.44	381.759	5226.142	0.913	12.8	2.2	NO		NO	bb
6	6 180816M1_7	Standard	12.500	2.44	272.167	3775.158	0.901	12.6	0.8	NO		NO	MM
7	7 180816M1_8	Standard	12.500	2.44	316.415	4556.880	0.868	12.1	-2.9	NO		NO	MM
8	8 180816M1_9	Standard	12.500	2.43	151.657	2100.544	0.902	12.6	1.0	NO		NO	bb
9	9 180816M1_10	Standard	12.500	2.44	128.659	1761.962	0.913	12.8	2.1	NO		NO	MM
10	10 180816M1_11	Standard	12.500	2.44	191.378	2868.076	0.834	11.7	-6.7	NO		NO	bb

Compound name: 13C2-4:2 FTS
Response Factor: 0.169065
RRF SD: 0.022051, Relative SD: 13.0429
Response type: Internal Std (Ref 61), Area * (IS Conc. / IS Area)
Curve type: RF

	# Name	Type	Std. Conc	RT	Area	IS Area	Response	Conc.	%Dev	Conc. Flag	CoD	CoD Flag	x=excluded
1	1 180816M1_2	Standard	12.500	2.86	493.548	3230.507	1.910	11.3	-9.6	NO		NO	bb
2	2 180816M1_3	Standard	12.500	2.86	653.583	4116.137	1.985	11.7	-6.1	NO		NO	bb
3	3 180816M1_4	Standard	12.500	2.86	1413.664	8738.014	2.022	12.0	-4.3	NO		NO	bb
4	4 180816M1_5	Standard	12.500	2.86	437.132	3023.400	1.807	10.7	-14.5	NO		NO	bb
5	5 180816M1_6	Standard	12.500	2.86	834.495	5226.142	1.996	11.8	-5.6	NO		NO	bd
6	6 180816M1_7	Standard	12.500	2.86	655.238	3775.158	2.170	12.8	2.7	NO		NO	bb
7	7 180816M1_8	Standard	12.500	2.86	861.125	4556.880	2.362	14.0	11.8	NO		NO	bb
8	8 180816M1_9	Standard	12.500	2.86	446.101	2100.544	2.655	15.7	25.6	NO		NO	bb
9	9 180816M1_10	Standard	12.500	2.86	559.708	1761.962	3.971	23.5	87.9	NO		NO	bbX
10	10 180816M1_11	Standard	12.500	2.86	1369.376	2868.076	5.968	35.3	182.4	NO		NO	bdX

Dataset: F:\Projects\PFAS.PRO\Results\New folder\180816M1-CRV.qld

Last Altered: Friday, August 17, 2018 14:16:47 Pacific Daylight Time
Printed: Friday, August 17, 2018 14:17:41 Pacific Daylight Time

Compound name: 13C2-PFHxA
Response Factor: 1.00468
RRF SD: 0.0557831, Relative SD: 5.55232
Response type: Internal Std (Ref 61), Area * (IS Conc. / IS Area)
Curve type: RF

	#	Name	Type	Std. Conc	RT	Area	IS Area	Response	Conc.	%Dev	Conc. Flag	CoD	CoD Flag	x=excluded
1	1	180816M1_2	Standard	5.000	2.94	1287.722	3230.507	4.983	5.0	-0.8	NO		NO	bb
2	2	180816M1_3	Standard	5.000	2.95	1515.182	4116.137	4.601	4.6	-8.4	NO		NO	bb
3	3	180816M1_4	Standard	5.000	2.94	3333.210	8738.014	4.768	4.7	-5.1	NO		NO	MM
4	4	180816M1_5	Standard	5.000	2.95	1259.596	3023.400	5.208	5.2	3.7	NO		NO	bb
5	5	180816M1_6	Standard	5.000	2.95	2104.592	5226.142	5.034	5.0	0.2	NO		NO	bb
6	6	180816M1_7	Standard	5.000	2.95	1479.101	3775.158	4.897	4.9	-2.5	NO		NO	bb
7	7	180816M1_8	Standard	5.000	2.95	1739.719	4556.880	4.772	4.7	-5.0	NO		NO	bb
8	8	180816M1_9	Standard	5.000	2.94	862.197	2100.544	5.131	5.1	2.1	NO		NO	bb
9	9	180816M1_10	Standard	5.000	2.95	776.707	1761.962	5.510	5.5	9.7	NO		NO	bb
10	10	180816M1_11	Standard	5.000	2.95	1222.832	2868.076	5.329	5.3	6.1	NO		NO	bb

Compound name: 13C4-PFHpA
Response Factor: 0.609257
RRF SD: 0.0150811, Relative SD: 2.47533
Response type: Internal Std (Ref 61), Area * (IS Conc. / IS Area)
Curve type: RF

	#	Name	Type	Std. Conc	RT	Area	IS Area	Response	Conc.	%Dev	Conc. Flag	CoD	CoD Flag	x=excluded
1	1	180816M1_2	Standard	12.500	3.56	2048.995	3230.507	7.928	13.0	4.1	NO		NO	bb
2	2	180816M1_3	Standard	12.500	3.56	2522.879	4116.137	7.662	12.6	0.6	NO		NO	bb
3	3	180816M1_4	Standard	12.500	3.56	5325.976	8738.014	7.619	12.5	0.0	NO		NO	bb
4	4	180816M1_5	Standard	12.500	3.56	1805.465	3023.400	7.465	12.3	-2.0	NO		NO	bb
5	5	180816M1_6	Standard	12.500	3.56	3075.577	5226.142	7.356	12.1	-3.4	NO		NO	bb
6	6	180816M1_7	Standard	12.500	3.56	2309.344	3775.158	7.647	12.6	0.4	NO		NO	bb
7	7	180816M1_8	Standard	12.500	3.56	2752.239	4556.880	7.550	12.4	-0.9	NO		NO	bb
8	8	180816M1_9	Standard	12.500	3.56	1294.210	2100.544	7.702	12.6	1.1	NO		NO	bb
9	9	180816M1_10	Standard	12.500	3.57	1039.251	1761.962	7.373	12.1	-3.2	NO		NO	bb
10	10	180816M1_11	Standard	12.500	3.56	1802.723	2868.076	7.857	12.9	3.2	NO		NO	MM

Dataset: F:\Projects\PFAS.PRO\Results\New folder\180816M1-CRV.qld

Last Altered: Friday, August 17, 2018 14:16:47 Pacific Daylight Time
Printed: Friday, August 17, 2018 14:17:41 Pacific Daylight Time

Compound name: 18O2-PFHxS
Response Factor: 0.501252
RRF SD: 0.0306662, Relative SD: 6.11793
Response type: Internal Std (Ref 62), Area * (IS Conc. / IS Area)
Curve type: RF

	# Name	Type	Std. Conc	RT	Area	IS Area	Response	Conc.	%Dev	Conc. Flag	CoD	CoD Flag	x=excluded
1	1 180816M1_2	Standard	12.500	3.72	201.651	444.138	5.675	11.3	-9.4	NO		NO	bb
2	2 180816M1_3	Standard	12.500	3.72	244.561	513.014	5.959	11.9	-4.9	NO		NO	bb
3	3 180816M1_4	Standard	12.500	3.72	557.872	1045.625	6.669	13.3	6.4	NO		NO	bb
4	4 180816M1_5	Standard	12.500	3.72	170.847	352.682	6.055	12.1	-3.4	NO		NO	bb
5	5 180816M1_6	Standard	12.500	3.72	321.276	661.440	6.072	12.1	-3.1	NO		NO	bb
6	6 180816M1_7	Standard	12.500	3.72	224.855	472.205	5.952	11.9	-5.0	NO		NO	bb
7	7 180816M1_8	Standard	12.500	3.72	300.651	588.259	6.389	12.7	2.0	NO		NO	bb
8	8 180816M1_9	Standard	12.500	3.72	127.276	248.037	6.414	12.8	2.4	NO		NO	bb
9	9 180816M1_10	Standard	12.500	3.73	107.387	204.462	6.565	13.1	4.8	NO		NO	bb
10	10 180816M1_11	Standard	12.500	3.72	193.678	350.560	6.906	13.8	10.2	NO		NO	bb

Compound name: 13C2-6:2 FTS
Response Factor: 0.134899
RRF SD: 0.0135737, Relative SD: 10.0621
Response type: Internal Std (Ref 63), Area * (IS Conc. / IS Area)
Curve type: RF

	# Name	Type	Std. Conc	RT	Area	IS Area	Response	Conc.	%Dev	Conc. Flag	CoD	CoD Flag	x=excluded
1	1 180816M1_2	Standard	12.500	4.03	434.559	3608.484	1.505	11.2	-10.7	NO		NO	bb
2	2 180816M1_3	Standard	12.500	4.04	622.273	4508.412	1.725	12.8	2.3	NO		NO	bb
3	3 180816M1_4	Standard	12.500	4.04	1298.178	9193.878	1.765	13.1	4.7	NO		NO	bb
4	4 180816M1_5	Standard	12.500	4.04	398.525	3397.790	1.466	10.9	-13.1	NO		NO	bb
5	5 180816M1_6	Standard	12.500	4.04	814.200	6044.518	1.684	12.5	-0.1	NO		NO	bb
6	6 180816M1_7	Standard	12.500	4.04	566.136	4206.274	1.682	12.5	-0.2	NO		NO	MM
7	7 180816M1_8	Standard	12.500	4.04	788.336	4987.641	1.976	14.6	17.2	NO		NO	bb
8	8 180816M1_9	Standard	12.500	4.04	491.067	2324.737	2.640	19.6	56.6	NO		NO	bbX
9	9 180816M1_10	Standard	12.500	4.04	539.491	2027.259	3.326	24.7	97.3	NO		NO	bbX
10	10 180816M1_11	Standard	12.500	4.04	1435.459	3091.757	5.804	43.0	244.2	NO		NO	bbX

Dataset: F:\Projects\PFAS.PRO\Results\New folder\180816M1-CRV.qld

Last Altered: Friday, August 17, 2018 14:16:47 Pacific Daylight Time
Printed: Friday, August 17, 2018 14:17:41 Pacific Daylight Time

Compound name: 13C2-PFOA
Response Factor: 0.827963
RRF SD: 0.0476176, Relative SD: 5.75118
Response type: Internal Std (Ref 63), Area * (IS Conc. / IS Area)
Curve type: RF

	#	Name	Type	Std. Conc	RT	Area	IS Area	Response	Conc.	%Dev	Conc. Flag	CoD	CoD Flag	x=excluded
1	1	180816M1_2	Standard	12.500	4.09	2874.692	3608.484	9.958	12.0	-3.8	NO		NO	bb
2	2	180816M1_3	Standard	12.500	4.09	3579.512	4508.412	9.925	12.0	-4.1	NO		NO	bb
3	3	180816M1_4	Standard	12.500	4.09	7787.557	9193.878	10.588	12.8	2.3	NO		NO	bb
4	4	180816M1_5	Standard	12.500	4.09	2659.706	3397.790	9.785	11.8	-5.5	NO		NO	bb
5	5	180816M1_6	Standard	12.500	4.09	4633.464	6044.518	9.582	11.6	-7.4	NO		NO	bb
6	6	180816M1_7	Standard	12.500	4.09	3567.003	4206.274	10.600	12.8	2.4	NO		NO	bb
7	7	180816M1_8	Standard	12.500	4.09	4423.268	4987.641	11.086	13.4	7.1	NO		NO	bb
8	8	180816M1_9	Standard	12.500	4.09	1944.735	2324.737	10.457	12.6	1.0	NO		NO	MM
9	9	180816M1_10	Standard	12.500	4.10	1633.510	2027.259	10.072	12.2	-2.7	NO		NO	MM
10	10	180816M1_11	Standard	12.500	4.09	2830.427	3091.757	11.443	13.8	10.6	NO		NO	bb

Compound name: 13C5-PFNA
Response Factor: 0.965335
RRF SD: 0.0638428, Relative SD: 6.61354
Response type: Internal Std (Ref 64), Area * (IS Conc. / IS Area)
Curve type: RF

	#	Name	Type	Std. Conc	RT	Area	IS Area	Response	Conc.	%Dev	Conc. Flag	CoD	CoD Flag	x=excluded
1	1	180816M1_2	Standard	12.500	4.54	3227.235	3314.619	12.170	12.6	0.9	NO		NO	bb
2	2	180816M1_3	Standard	12.500	4.54	4110.079	4368.134	11.762	12.2	-2.5	NO		NO	bb
3	3	180816M1_4	Standard	12.500	4.54	8743.345	8782.895	12.444	12.9	3.1	NO		NO	bb
4	4	180816M1_5	Standard	12.500	4.54	2818.885	3043.781	11.576	12.0	-4.1	NO		NO	bb
5	5	180816M1_6	Standard	12.500	4.54	5208.208	5598.199	11.629	12.0	-3.6	NO		NO	bb
6	6	180816M1_7	Standard	12.500	4.54	3980.575	3729.893	13.340	13.8	10.6	NO		NO	bb
7	7	180816M1_8	Standard	12.500	4.54	4702.136	4753.438	12.365	12.8	2.5	NO		NO	bb
8	8	180816M1_9	Standard	12.500	4.54	2008.207	2147.672	11.688	12.1	-3.1	NO		NO	bb
9	9	180816M1_10	Standard	12.500	4.54	1919.274	1832.550	13.092	13.6	8.5	NO		NO	bb
10	10	180816M1_11	Standard	12.500	4.54	2474.601	2918.028	10.600	11.0	-12.2	NO		NO	bb

Dataset: F:\Projects\PFAS.PRO\Results\New folder\180816M1-CRV.qld

Last Altered: Friday, August 17, 2018 14:16:47 Pacific Daylight Time
Printed: Friday, August 17, 2018 14:17:41 Pacific Daylight Time

Compound name: 13C8-PFOSA
Response Factor: 0.136525
RRF SD: 0.010304, Relative SD: 7.54735
Response type: Internal Std (Ref 67), Area * (IS Conc. / IS Area)
Curve type: RF

	# Name	Type	Std. Conc	RT	Area	IS Area	Response	Conc.	%Dev	Conc. Flag	CoD	CoD Flag	x=excluded
1	1 180816M1_2	Standard	12.500	4.60	489.221	3383.693	1.807	13.2	5.9	NO		NO	bb
2	2 180816M1_3	Standard	12.500	4.60	597.447	4568.839	1.635	12.0	-4.2	NO		NO	bb
3	3 180816M1_4	Standard	12.500	4.60	1245.524	9661.646	1.611	11.8	-5.6	NO		NO	bb
4	4 180816M1_5	Standard	12.500	4.60	453.903	3289.531	1.725	12.6	1.1	NO		NO	bb
5	5 180816M1_6	Standard	12.500	4.60	868.036	5738.907	1.891	13.8	10.8	NO		NO	bb
6	6 180816M1_7	Standard	12.500	4.60	579.673	4323.832	1.676	12.3	-1.8	NO		NO	bb
7	7 180816M1_8	Standard	12.500	4.60	710.865	4711.546	1.886	13.8	10.5	NO		NO	bb
8	8 180816M1_9	Standard	12.500	4.60	285.057	2373.128	1.501	11.0	-12.0	NO		NO	bb
9	9 180816M1_10	Standard	12.500	4.60	287.946	2062.250	1.745	12.8	2.3	NO		NO	bb
10	10 180816M1_11	Standard	12.500	4.60	399.315	3142.774	1.588	11.6	-6.9	NO		NO	bb

Compound name: 13C8-PFOS
Response Factor: 1.0859
RRF SD: 0.183638, Relative SD: 16.9112
Response type: Internal Std (Ref 65), Area * (IS Conc. / IS Area)
Curve type: RF

	# Name	Type	Std. Conc	RT	Area	IS Area	Response	Conc.	%Dev	Conc. Flag	CoD	CoD Flag	x=excluded
1	1 180816M1_2	Standard	12.500	4.62	493.902	477.470	12.930	11.9	-4.7	NO		NO	bb
2	2 180816M1_3	Standard	12.500	4.63	631.100	565.689	13.945	12.8	2.7	NO		NO	bb
3	3 180816M1_4	Standard	12.500	4.62	1307.338	1224.425	13.346	12.3	-1.7	NO		NO	bb
4	4 180816M1_5	Standard	12.500	4.63	424.030	393.239	13.479	12.4	-0.7	NO		NO	bb
5	5 180816M1_6	Standard	12.500	4.63	652.600	723.212	11.280	10.4	-16.9	NO		NO	bb
6	6 180816M1_7	Standard	12.500	4.63	584.835	559.306	13.071	12.0	-3.7	NO		NO	bb
7	7 180816M1_8	Standard	12.500	4.63	699.467	647.673	13.500	12.4	-0.5	NO		NO	bb
8	8 180816M1_9	Standard	12.500	4.63	263.611	288.191	11.434	10.5	-15.8	NO		NO	bb
9	9 180816M1_10	Standard	12.500	4.63	312.141	198.900	19.617	18.1	44.5	NO		NO	bb
10	10 180816M1_11	Standard	12.500	4.63	424.602	404.044	13.136	12.1	-3.2	NO		NO	bb

Dataset: F:\Projects\PFAS.PRO\Results\New folder\180816M1-CRV.qld

Last Altered: Friday, August 17, 2018 14:16:47 Pacific Daylight Time
Printed: Friday, August 17, 2018 14:17:41 Pacific Daylight Time

Compound name: 13C2-PFDA
Response Factor: 0.998258
RRF SD: 0.0402127, Relative SD: 4.02828
Response type: Internal Std (Ref 66), Area * (IS Conc. / IS Area)
Curve type: RF

	#	Name	Type	Std. Conc	RT	Area	IS Area	Response	Conc.	%Dev	Conc. Flag	CoD	CoD Flag	x=excluded
1	1	180816M1_2	Standard	12.500	4.92	3116.987	3116.049	12.504	12.5	0.2	NO		NO	bb
2	2	180816M1_3	Standard	12.500	4.92	4298.373	4098.137	13.111	13.1	5.1	NO		NO	bb
3	3	180816M1_4	Standard	12.500	4.92	8182.962	8163.400	12.530	12.6	0.4	NO		NO	bb
4	4	180816M1_5	Standard	12.500	4.92	2923.459	2973.021	12.292	12.3	-1.5	NO		NO	bb
5	5	180816M1_6	Standard	12.500	4.92	5039.351	5129.059	12.281	12.3	-1.6	NO		NO	bb
6	6	180816M1_7	Standard	12.500	4.92	3788.366	3870.075	12.236	12.3	-1.9	NO		NO	bb
7	7	180816M1_8	Standard	12.500	4.92	4280.465	4468.718	11.973	12.0	-4.0	NO		NO	bb
8	8	180816M1_9	Standard	12.500	4.92	1869.985	1984.643	11.778	11.8	-5.6	NO		NO	bb
9	9	180816M1_10	Standard	12.500	4.92	1699.612	1684.559	12.612	12.6	1.1	NO		NO	bb
10	10	180816M1_11	Standard	12.500	4.92	3069.323	2849.197	13.466	13.5	7.9	NO		NO	bb

Compound name: 13C2-8:2 FTS
Response Factor: 0.122576
RRF SD: 0.0207336, Relative SD: 16.9149
Response type: Internal Std (Ref 63), Area * (IS Conc. / IS Area)
Curve type: RF

	#	Name	Type	Std. Conc	RT	Area	IS Area	Response	Conc.	%Dev	Conc. Flag	CoD	CoD Flag	x=excluded
1	1	180816M1_2	Standard	12.500	4.89	449.763	3608.484	1.558	12.7	1.7	NO		NO	bb
2	2	180816M1_3	Standard	12.500	4.89	534.336	4508.412	1.481	12.1	-3.3	NO		NO	bb
3	3	180816M1_4	Standard	12.500	4.89	1006.010	9193.878	1.368	11.2	-10.7	NO		NO	bb
4	4	180816M1_5	Standard	12.500	4.89	315.076	3397.790	1.159	9.5	-24.3	NO		NO	bb
5	5	180816M1_6	Standard	12.500	4.89	664.399	6044.518	1.374	11.2	-10.3	NO		NO	bb
6	6	180816M1_7	Standard	12.500	4.89	517.073	4206.274	1.537	12.5	0.3	NO		NO	bb
7	7	180816M1_8	Standard	12.500	4.89	715.183	4987.641	1.792	14.6	17.0	NO		NO	bb
8	8	180816M1_9	Standard	12.500	4.89	369.770	2324.737	1.988	16.2	29.8	NO		NO	bb
9	9	180816M1_10	Standard	12.500	4.89	469.470	2027.259	2.895	23.6	88.9	NO		NO	bbX
10	10	180816M1_11	Standard	12.500	4.89	1220.337	3091.757	4.934	40.3	222.0	NO		NO	bbX

Dataset: F:\Projects\PFAS.PRO\Results\New folder\180816M1-CRV.qld

Last Altered: Friday, August 17, 2018 14:16:47 Pacific Daylight Time
Printed: Friday, August 17, 2018 14:17:41 Pacific Daylight Time

Compound name: d3-N-MeFOSAA
Response Factor: 0.229117
RRF SD: 0.013876, Relative SD: 6.0563
Response type: Internal Std (Ref 67), Area * (IS Conc. / IS Area)
Curve type: RF

	# Name	Type	Std. Conc	RT	Area	IS Area	Response	Conc.	%Dev	Conc. Flag	CoD	CoD Flag	x=excluded
1	1 180816M1_2	Standard	12.500	5.07	854.985	3383.693	3.158	13.8	10.3	NO		NO	bb
2	2 180816M1_3	Standard	12.500	5.08	969.347	4568.839	2.652	11.6	-7.4	NO		NO	bb
3	3 180816M1_4	Standard	12.500	5.08	2204.004	9661.646	2.851	12.4	-0.4	NO		NO	bb
4	4 180816M1_5	Standard	12.500	5.07	745.866	3289.531	2.834	12.4	-1.0	NO		NO	bb
5	5 180816M1_6	Standard	12.500	5.08	1406.271	5738.907	3.063	13.4	7.0	NO		NO	bb
6	6 180816M1_7	Standard	12.500	5.08	899.248	4323.832	2.600	11.3	-9.2	NO		NO	bb
7	7 180816M1_8	Standard	12.500	5.07	1135.165	4711.546	3.012	13.1	5.2	NO		NO	bb
8	8 180816M1_9	Standard	12.500	5.08	542.457	2373.128	2.857	12.5	-0.2	NO		NO	bb
9	9 180816M1_10	Standard	12.500	5.08	462.921	2062.250	2.806	12.2	-2.0	NO		NO	MM
10	10 180816M1_11	Standard	12.500	5.08	705.424	3142.774	2.806	12.2	-2.0	NO		NO	bb

Compound name: 13C2-PFUdA
Response Factor: 0.97303
RRF SD: 0.0378527, Relative SD: 3.89019
Response type: Internal Std (Ref 67), Area * (IS Conc. / IS Area)
Curve type: RF

	# Name	Type	Std. Conc	RT	Area	IS Area	Response	Conc.	%Dev	Conc. Flag	CoD	CoD Flag	x=excluded
1	1 180816M1_2	Standard	12.500	5.25	3300.067	3383.693	12.191	12.5	0.2	NO		NO	bb
2	2 180816M1_3	Standard	12.500	5.25	4453.863	4568.839	12.185	12.5	0.2	NO		NO	bb
3	3 180816M1_4	Standard	12.500	5.25	9400.628	9661.646	12.162	12.5	-0.0	NO		NO	bb
4	4 180816M1_5	Standard	12.500	5.25	3189.318	3289.531	12.119	12.5	-0.4	NO		NO	bb
5	5 180816M1_6	Standard	12.500	5.25	5400.677	5738.907	11.763	12.1	-3.3	NO		NO	bb
6	6 180816M1_7	Standard	12.500	5.25	4126.448	4323.832	11.929	12.3	-1.9	NO		NO	bb
7	7 180816M1_8	Standard	12.500	5.25	4763.707	4711.546	12.638	13.0	3.9	NO		NO	bb
8	8 180816M1_9	Standard	12.500	5.25	2233.635	2373.128	11.765	12.1	-3.3	NO		NO	bb
9	9 180816M1_10	Standard	12.500	5.25	1920.800	2062.250	11.643	12.0	-4.3	NO		NO	bb
10	10 180816M1_11	Standard	12.500	5.25	3326.768	3142.774	13.232	13.6	8.8	NO		NO	bb

Dataset: F:\Projects\PFAS.PRO\Results\New folder\180816M1-CRV.qld

Last Altered: Friday, August 17, 2018 14:16:47 Pacific Daylight Time
Printed: Friday, August 17, 2018 14:17:41 Pacific Daylight Time

Compound name: d5-N-EtFOSAA
Response Factor: 0.257431
RRF SD: 0.0166522, Relative SD: 6.4686
Response type: Internal Std (Ref 67), Area * (IS Conc. / IS Area)
Curve type: RF

	#	Name	Type	Std. Conc	RT	Area	IS Area	Response	Conc.	%Dev	Conc. Flag	CoD	CoD Flag	x=excluded
1	1	180816M1_2	Standard	12.500	5.23	998.129	3383.693	3.687	14.3	14.6	NO		NO	bb
2	2	180816M1_3	Standard	12.500	5.23	1187.226	4568.839	3.248	12.6	0.9	NO		NO	bb
3	3	180816M1_4	Standard	12.500	5.23	2394.029	9661.646	3.097	12.0	-3.7	NO		NO	bb
4	4	180816M1_5	Standard	12.500	5.23	854.383	3289.531	3.247	12.6	0.9	NO		NO	bb
5	5	180816M1_6	Standard	12.500	5.23	1581.694	5738.907	3.445	13.4	7.1	NO		NO	bb
6	6	180816M1_7	Standard	12.500	5.23	1041.161	4323.832	3.010	11.7	-6.5	NO		NO	bb
7	7	180816M1_8	Standard	12.500	5.23	1186.692	4711.546	3.148	12.2	-2.2	NO		NO	MM
8	8	180816M1_9	Standard	12.500	5.23	593.419	2373.128	3.126	12.1	-2.9	NO		NO	bb
9	9	180816M1_10	Standard	12.500	5.23	497.366	2062.250	3.015	11.7	-6.3	NO		NO	bb
10	10	180816M1_11	Standard	12.500	5.23	793.414	3142.774	3.156	12.3	-1.9	NO		NO	bb

Compound name: 13C2-PFDoA
Response Factor: 1.07948
RRF SD: 0.0407127, Relative SD: 3.77151
Response type: Internal Std (Ref 66), Area * (IS Conc. / IS Area)
Curve type: RF

	#	Name	Type	Std. Conc	RT	Area	IS Area	Response	Conc.	%Dev	Conc. Flag	CoD	CoD Flag	x=excluded
1	1	180816M1_2	Standard	12.500	5.54	3206.173	3116.049	12.862	11.9	-4.7	NO		NO	bb
2	2	180816M1_3	Standard	12.500	5.54	4482.125	4098.137	13.671	12.7	1.3	NO		NO	bb
3	3	180816M1_4	Standard	12.500	5.54	9134.899	8163.400	13.988	13.0	3.7	NO		NO	MM
4	4	180816M1_5	Standard	12.500	5.54	3011.325	2973.021	12.661	11.7	-6.2	NO		NO	bb
5	5	180816M1_6	Standard	12.500	5.54	5712.204	5129.059	13.921	12.9	3.2	NO		NO	bb
6	6	180816M1_7	Standard	12.500	5.54	4142.985	3870.075	13.381	12.4	-0.8	NO		NO	bb
7	7	180816M1_8	Standard	12.500	5.54	4735.528	4468.718	13.246	12.3	-1.8	NO		NO	bb
8	8	180816M1_9	Standard	12.500	5.54	2086.578	1984.643	13.142	12.2	-2.6	NO		NO	bb
9	9	180816M1_10	Standard	12.500	5.54	1897.158	1684.559	14.078	13.0	4.3	NO		NO	bb
10	10	180816M1_11	Standard	12.500	5.54	3187.691	2849.197	13.985	13.0	3.6	NO		NO	MM

Dataset: F:\Projects\PFAS.PRO\Results\New folder\180816M1-CRV.qld

Last Altered: Friday, August 17, 2018 14:16:47 Pacific Daylight Time
Printed: Friday, August 17, 2018 14:17:41 Pacific Daylight Time

Compound name: d3-N-MeFOSA
Response Factor: 0.0479241
RRF SD: 0.00552241, Relative SD: 11.5232
Response type: Internal Std (Ref 67), Area * (IS Conc. / IS Area)
Curve type: RF

	#	Name	Type	Std. Conc	RT	Area	IS Area	Response	Conc.	%Dev	Conc. Flag	CoD	CoD Flag	x=excluded
1	1	180816M1_2	Standard	150.000	5.72	1985.497	3383.693	7.335	153.1	2.0	NO		NO	bb
2	2	180816M1_3	Standard	150.000	5.72	2073.774	4568.839	5.674	118.4	-21.1	NO		NO	bb
3	3	180816M1_4	Standard	150.000	5.72	4934.232	9661.646	6.384	133.2	-11.2	NO		NO	bb
4	4	180816M1_5	Standard	150.000	5.72	1768.650	3289.531	6.721	140.2	-6.5	NO		NO	bb
5	5	180816M1_6	Standard	150.000	5.72	3660.170	5738.907	7.972	166.4	10.9	NO		NO	bb
6	6	180816M1_7	Standard	150.000	5.72	2502.442	4323.832	7.234	151.0	0.6	NO		NO	bb
7	7	180816M1_8	Standard	150.000	5.72	3003.278	4711.546	7.968	166.3	10.8	NO		NO	bb
8	8	180816M1_9	Standard	150.000	5.72	1316.987	2373.128	6.937	144.7	-3.5	NO		NO	bb
9	9	180816M1_10	Standard	150.000	5.72	1182.425	2062.250	7.167	149.6	-0.3	NO		NO	bb
10	10	180816M1_11	Standard	150.000	5.72	2135.710	3142.774	8.495	177.2	18.2	NO		NO	bb

Compound name: 13C2-PFTeDA
Response Factor: 0.689619
RRF SD: 0.0344067, Relative SD: 4.98924
Response type: Internal Std (Ref 67), Area * (IS Conc. / IS Area)
Curve type: RF

	#	Name	Type	Std. Conc	RT	Area	IS Area	Response	Conc.	%Dev	Conc. Flag	CoD	CoD Flag	x=excluded
1	1	180816M1_2	Standard	12.500	6.01	2338.528	3383.693	8.639	12.5	0.2	NO		NO	bb
2	2	180816M1_3	Standard	12.500	6.01	3076.721	4568.839	8.418	12.2	-2.3	NO		NO	bb
3	3	180816M1_4	Standard	12.500	6.01	6639.413	9661.646	8.590	12.5	-0.4	NO		NO	bb
4	4	180816M1_5	Standard	12.500	6.01	2189.538	3289.531	8.320	12.1	-3.5	NO		NO	bb
5	5	180816M1_6	Standard	12.500	6.01	4031.539	5738.907	8.781	12.7	1.9	NO		NO	bb
6	6	180816M1_7	Standard	12.500	6.01	2808.545	4323.832	8.119	11.8	-5.8	NO		NO	bb
7	7	180816M1_8	Standard	12.500	6.01	3367.229	4711.546	8.933	13.0	3.6	NO		NO	bb
8	8	180816M1_9	Standard	12.500	6.01	1551.809	2373.128	8.174	11.9	-5.2	NO		NO	bb
9	9	180816M1_10	Standard	12.500	6.02	1423.574	2062.250	8.629	12.5	0.1	NO		NO	MM
10	10	180816M1_11	Standard	12.500	6.01	2413.425	3142.774	9.599	13.9	11.4	NO		NO	bb

Dataset: F:\Projects\PFAS.PRO\Results\New folder\180816M1-CRV.qld

Last Altered: Friday, August 17, 2018 14:16:47 Pacific Daylight Time
Printed: Friday, August 17, 2018 14:17:41 Pacific Daylight Time

Compound name: d5-N-ETFOSA
Response Factor: 0.0594086
RRF SD: 0.00614964, Relative SD: 10.3514
Response type: Internal Std (Ref 67), Area * (IS Conc. / IS Area)
Curve type: RF

	#	Name	Type	Std. Conc	RT	Area	IS Area	Response	Conc.	%Dev	Conc. Flag	CoD	CoD Flag	x=excluded
1	1	180816M1_2	Standard	150.000	6.15	2460.113	3383.693	9.088	153.0	2.0	NO		NO	bb
2	2	180816M1_3	Standard	150.000	6.15	2515.835	4568.839	6.883	115.9	-22.8	NO		NO	bb
3	3	180816M1_4	Standard	150.000	6.15	6103.277	9661.646	7.896	132.9	-11.4	NO		NO	bb
4	4	180816M1_5	Standard	150.000	6.15	2339.388	3289.531	8.890	149.6	-0.2	NO		NO	bb
5	5	180816M1_6	Standard	150.000	6.15	4444.523	5738.907	9.681	163.0	8.6	NO		NO	bb
6	6	180816M1_7	Standard	150.000	6.15	3187.511	4323.832	9.215	155.1	3.4	NO		NO	MM
7	7	180816M1_8	Standard	150.000	6.15	3779.323	4711.546	10.027	168.8	12.5	NO		NO	bb
8	8	180816M1_9	Standard	150.000	6.15	1678.877	2373.128	8.843	148.9	-0.8	NO		NO	bb
9	9	180816M1_10	Standard	150.000	6.15	1474.600	2062.250	8.938	150.5	0.3	NO		NO	MM
10	10	180816M1_11	Standard	150.000	6.15	2426.775	3142.774	9.652	162.5	8.3	NO		NO	bb

Compound name: 13C2-PFHxDA
Response Factor: 0.874885
RRF SD: 0.0823931, Relative SD: 9.41759
Response type: Internal Std (Ref 67), Area * (IS Conc. / IS Area)
Curve type: RF

	#	Name	Type	Std. Conc	RT	Area	IS Area	Response	Conc.	%Dev	Conc. Flag	CoD	CoD Flag	x=excluded
1	1	180816M1_2	Standard	5.000	6.37	1128.982	3383.693	4.171	4.8	-4.7	NO		NO	MM
2	2	180816M1_3	Standard	5.000	6.37	1558.193	4568.839	4.263	4.9	-2.5	NO		NO	bb
3	3	180816M1_4	Standard	5.000	6.37	3448.206	9661.646	4.461	5.1	2.0	NO		NO	bb
4	4	180816M1_5	Standard	5.000	6.37	1010.476	3289.531	3.840	4.4	-12.2	NO		NO	bb
5	5	180816M1_6	Standard	5.000	6.37	1931.503	5738.907	4.207	4.8	-3.8	NO		NO	bb
6	6	180816M1_7	Standard	5.000	6.37	1391.984	4323.832	4.024	4.6	-8.0	NO		NO	bb
7	7	180816M1_8	Standard	5.000	6.37	1758.934	4711.546	4.667	5.3	6.7	NO		NO	bb
8	8	180816M1_9	Standard	5.000	6.37	814.159	2373.128	4.288	4.9	-2.0	NO		NO	bb
9	9	180816M1_10	Standard	5.000	6.37	740.393	2062.250	4.488	5.1	2.6	NO		NO	bb
10	10	180816M1_11	Standard	5.000	6.37	1341.483	3142.774	5.336	6.1	22.0	NO		NO	bb

Dataset: F:\Projects\PFAS.PRO\Results\New folder\180816M1-CRV.qld

Last Altered: Friday, August 17, 2018 14:16:47 Pacific Daylight Time
Printed: Friday, August 17, 2018 14:17:41 Pacific Daylight Time

Compound name: d7-N-MeFOSE
Response Factor: 0.036127
RRF SD: 0.00440029, Relative SD: 12.1801
Response type: Internal Std (Ref 67), Area * (IS Conc. / IS Area)
Curve type: RF

	# Name	Type	Std. Conc	RT	Area	IS Area	Response	Conc.	%Dev	Conc. Flag	CoD	CoD Flag	x=excluded
1	1 180816M1_2	Standard	150.000	6.33	1445.648	3383.693	5.340	147.8	-1.4	NO		NO	bb
2	2 180816M1_3	Standard	150.000	6.33	1479.567	4568.839	4.048	112.0	-25.3	NO		NO	bb
3	3 180816M1_4	Standard	150.000	6.34	3802.290	9661.646	4.919	136.2	-9.2	NO		NO	bb
4	4 180816M1_5	Standard	150.000	6.33	1359.757	3289.531	5.167	143.0	-4.7	NO		NO	bb
5	5 180816M1_6	Standard	150.000	6.34	2729.574	5738.907	5.945	164.6	9.7	NO		NO	bb
6	6 180816M1_7	Standard	150.000	6.33	1868.613	4323.832	5.402	149.5	-0.3	NO		NO	bb
7	7 180816M1_8	Standard	150.000	6.33	2363.147	4711.546	6.270	173.5	15.7	NO		NO	bb
8	8 180816M1_9	Standard	150.000	6.33	997.254	2373.128	5.253	145.4	-3.1	NO		NO	bb
9	9 180816M1_10	Standard	150.000	6.34	926.918	2062.250	5.618	155.5	3.7	NO		NO	MM
10	10 180816M1_11	Standard	150.000	6.33	1565.741	3142.774	6.228	172.4	14.9	NO		NO	bb

Compound name: d9-N-EtFOSE
Response Factor: 0.0360333
RRF SD: 0.00451825, Relative SD: 12.5391
Response type: Internal Std (Ref 67), Area * (IS Conc. / IS Area)
Curve type: RF

	# Name	Type	Std. Conc	RT	Area	IS Area	Response	Conc.	%Dev	Conc. Flag	CoD	CoD Flag	x=excluded
1	1 180816M1_2	Standard	150.000	6.48	1571.177	3383.693	5.804	161.1	7.4	NO		NO	bb
2	2 180816M1_3	Standard	150.000	6.48	1357.143	4568.839	3.713	103.0	-31.3	NO		NO	bb
3	3 180816M1_4	Standard	150.000	6.48	3769.396	9661.646	4.877	135.3	-9.8	NO		NO	bb
4	4 180816M1_5	Standard	150.000	6.48	1437.435	3289.531	5.462	151.6	1.1	NO		NO	bd
5	5 180816M1_6	Standard	150.000	6.48	2637.769	5738.907	5.745	159.4	6.3	NO		NO	bb
6	6 180816M1_7	Standard	150.000	6.48	1929.927	4323.832	5.579	154.8	3.2	NO		NO	bb
7	7 180816M1_8	Standard	150.000	6.48	2262.307	4711.546	6.002	166.6	11.0	NO		NO	bb
8	8 180816M1_9	Standard	150.000	6.48	1056.686	2373.128	5.566	154.5	3.0	NO		NO	MM
9	9 180816M1_10	Standard	150.000	6.48	882.689	2062.250	5.350	148.5	-1.0	NO		NO	bb
10	10 180816M1_11	Standard	150.000	6.48	1496.179	3142.774	5.951	165.1	10.1	NO		NO	bb

Dataset: F:\Projects\PFAS.PRO\Results\New folder\180816M1-CRV.qld

Last Altered: Friday, August 17, 2018 14:16:47 Pacific Daylight Time
Printed: Friday, August 17, 2018 14:17:41 Pacific Daylight Time

Compound name: 13C4-PFBA
Response Factor: 1
RRF SD: 0, Relative SD: 0
Response type: Internal Std (Ref 60), Area * (IS Conc. / IS Area)
Curve type: RF

	#	Name	Type	Std. Conc	RT	Area	IS Area	Response	Conc.	%Dev	Conc. Flag	CoD	CoD Flag	x=excluded
1	1	180816M1_2	Standard	12.500	1.15	1752.091	1752.091	12.500	12.5	0.0	NO		NO	bb
2	2	180816M1_3	Standard	12.500	1.15	1998.247	1998.247	12.500	12.5	0.0	NO		NO	bb
3	3	180816M1_4	Standard	12.500	1.14	5184.075	5184.075	12.500	12.5	0.0	NO		NO	bb
4	4	180816M1_5	Standard	12.500	1.16	1660.282	1660.282	12.500	12.5	0.0	NO		NO	bb
5	5	180816M1_6	Standard	12.500	1.16	2793.143	2793.143	12.500	12.5	0.0	NO		NO	bb
6	6	180816M1_7	Standard	12.500	1.15	2028.621	2028.621	12.500	12.5	0.0	NO		NO	bb
7	7	180816M1_8	Standard	12.500	1.14	2412.132	2412.132	12.500	12.5	0.0	NO		NO	bb
8	8	180816M1_9	Standard	12.500	1.13	1116.39E	1116.39E	12.500	12.5	0.0	NO		NO	MM
9	9	180816M1_10	Standard	12.500	1.15	975.025	975.025	12.500	12.5	0.0	NO		NO	bb
10	10	180816M1_11	Standard	12.500	1.14	1584.264	1584.264	12.500	12.5	0.0	NO		NO	bb

Compound name: 13C5-PFHxA
Response Factor: 1
RRF SD: 0, Relative SD: 0
Response type: Internal Std (Ref 61), Area * (IS Conc. / IS Area)
Curve type: RF

	#	Name	Type	Std. Conc	RT	Area	IS Area	Response	Conc.	%Dev	Conc. Flag	CoD	CoD Flag	x=excluded
1	1	180816M1_2	Standard	12.500	2.94	3230.507	3230.507	12.500	12.5	0.0	NO		NO	bb
2	2	180816M1_3	Standard	12.500	2.94	4116.137	4116.137	12.500	12.5	0.0	NO		NO	bb
3	3	180816M1_4	Standard	12.500	2.94	8738.014	8738.014	12.500	12.5	0.0	NO		NO	MM
4	4	180816M1_5	Standard	12.500	2.95	3023.400	3023.400	12.500	12.5	0.0	NO		NO	bb
5	5	180816M1_6	Standard	12.500	2.95	5226.142	5226.142	12.500	12.5	0.0	NO		NO	bb
6	6	180816M1_7	Standard	12.500	2.95	3775.158	3775.158	12.500	12.5	0.0	NO		NO	bb
7	7	180816M1_8	Standard	12.500	2.95	4556.880	4556.880	12.500	12.5	0.0	NO		NO	bb
8	8	180816M1_9	Standard	12.500	2.94	2100.544	2100.544	12.500	12.5	0.0	NO		NO	bb
9	9	180816M1_10	Standard	12.500	2.95	1761.962	1761.962	12.500	12.5	0.0	NO		NO	bb
10	10	180816M1_11	Standard	12.500	2.94	2868.076	2868.076	12.500	12.5	0.0	NO		NO	bb

Vista Analytical Laboratory

Dataset: F:\Projects\PFAS.PRO\Results\New folder\180816M1-CRV.qld

Last Altered: Friday, August 17, 2018 14:16:47 Pacific Daylight Time
Printed: Friday, August 17, 2018 14:17:41 Pacific Daylight Time

Compound name: 13C3-PFHxS
Response Factor: 1
RRF SD: 0, Relative SD: 0
Response type: Internal Std (Ref 62), Area * (IS Conc. / IS Area)
Curve type: RF

	#	Name	Type	Std. Conc	RT	Area	IS Area	Response	Conc.	%Dev	Conc. Flag	CoD	CoD Flag	x=excluded
1	1	180816M1_2	Standard	12.500	3.72	444.138	444.138	12.500	12.5	0.0	NO		NO	bb
2	2	180816M1_3	Standard	12.500	3.72	513.014	513.014	12.500	12.5	0.0	NO		NO	bb
3	3	180816M1_4	Standard	12.500	3.72	1045.625	1045.625	12.500	12.5	0.0	NO		NO	bb
4	4	180816M1_5	Standard	12.500	3.72	352.682	352.682	12.500	12.5	0.0	NO		NO	bb
5	5	180816M1_6	Standard	12.500	3.72	661.440	661.440	12.500	12.5	0.0	NO		NO	bb
6	6	180816M1_7	Standard	12.500	3.72	472.205	472.205	12.500	12.5	0.0	NO		NO	bb
7	7	180816M1_8	Standard	12.500	3.72	588.259	588.259	12.500	12.5	0.0	NO		NO	bb
8	8	180816M1_9	Standard	12.500	3.72	248.037	248.037	12.500	12.5	0.0	NO		NO	bb
9	9	180816M1_10	Standard	12.500	3.72	204.462	204.462	12.500	12.5	0.0	NO		NO	bb
10	10	180816M1_11	Standard	12.500	3.72	350.560	350.560	12.500	12.5	0.0	NO		NO	MM

Compound name: 13C8-PFOA
Response Factor: 1
RRF SD: 0, Relative SD: 0
Response type: Internal Std (Ref 63), Area * (IS Conc. / IS Area)
Curve type: RF

	#	Name	Type	Std. Conc	RT	Area	IS Area	Response	Conc.	%Dev	Conc. Flag	CoD	CoD Flag	x=excluded
1	1	180816M1_2	Standard	12.500	4.09	3608.484	3608.484	12.500	12.5	0.0	NO		NO	bb
2	2	180816M1_3	Standard	12.500	4.09	4508.412	4508.412	12.500	12.5	0.0	NO		NO	bb
3	3	180816M1_4	Standard	12.500	4.09	9193.878	9193.878	12.500	12.5	0.0	NO		NO	bb
4	4	180816M1_5	Standard	12.500	4.09	3397.790	3397.790	12.500	12.5	0.0	NO		NO	bb
5	5	180816M1_6	Standard	12.500	4.09	6044.518	6044.518	12.500	12.5	0.0	NO		NO	bb
6	6	180816M1_7	Standard	12.500	4.09	4206.274	4206.274	12.500	12.5	0.0	NO		NO	bb
7	7	180816M1_8	Standard	12.500	4.09	4987.641	4987.641	12.500	12.5	0.0	NO		NO	bb
8	8	180816M1_9	Standard	12.500	4.09	2324.737	2324.737	12.500	12.5	0.0	NO		NO	bb
9	9	180816M1_10	Standard	12.500	4.09	2027.259	2027.259	12.500	12.5	0.0	NO		NO	bb
10	10	180816M1_11	Standard	12.500	4.09	3091.757	3091.757	12.500	12.5	0.0	NO		NO	MM

Dataset: F:\Projects\PFAS.PRO\Results\New folder\180816M1-CRV.qld

Last Altered: Friday, August 17, 2018 14:16:47 Pacific Daylight Time
Printed: Friday, August 17, 2018 14:17:41 Pacific Daylight Time

Compound name: 13C9-PFNA
Response Factor: 1
RRF SD: 0, Relative SD: 0
Response type: Internal Std (Ref 64), Area * (IS Conc. / IS Area)
Curve type: RF

	#	Name	Type	Std. Conc	RT	Area	IS Area	Response	Conc.	%Dev	Conc. Flag	CoD	CoD Flag	x=excluded
1	1	180816M1_2	Standard	12.500	4.54	3314.619	3314.619	12.500	12.5	0.0	NO		NO	bb
2	2	180816M1_3	Standard	12.500	4.54	4368.134	4368.134	12.500	12.5	0.0	NO		NO	bb
3	3	180816M1_4	Standard	12.500	4.54	8782.895	8782.895	12.500	12.5	0.0	NO		NO	bb
4	4	180816M1_5	Standard	12.500	4.54	3043.781	3043.781	12.500	12.5	0.0	NO		NO	bb
5	5	180816M1_6	Standard	12.500	4.54	5598.199	5598.199	12.500	12.5	0.0	NO		NO	bb
6	6	180816M1_7	Standard	12.500	4.54	3729.893	3729.893	12.500	12.5	0.0	NO		NO	bb
7	7	180816M1_8	Standard	12.500	4.54	4753.438	4753.438	12.500	12.5	0.0	NO		NO	bb
8	8	180816M1_9	Standard	12.500	4.54	2147.672	2147.672	12.500	12.5	0.0	NO		NO	bb
9	9	180816M1_10	Standard	12.500	4.54	1832.550	1832.550	12.500	12.5	0.0	NO		NO	bb
10	10	180816M1_11	Standard	12.500	4.54	2918.028	2918.028	12.500	12.5	0.0	NO		NO	bb

Compound name: 13C4-PFOS
Response Factor: 1
RRF SD: 0, Relative SD: 0
Response type: Internal Std (Ref 65), Area * (IS Conc. / IS Area)
Curve type: RF

	#	Name	Type	Std. Conc	RT	Area	IS Area	Response	Conc.	%Dev	Conc. Flag	CoD	CoD Flag	x=excluded
1	1	180816M1_2	Standard	12.500	4.62	477.470	477.470	12.500	12.5	0.0	NO		NO	bb
2	2	180816M1_3	Standard	12.500	4.62	565.689	565.689	12.500	12.5	0.0	NO		NO	bb
3	3	180816M1_4	Standard	12.500	4.62	1224.425	1224.425	12.500	12.5	0.0	NO		NO	bb
4	4	180816M1_5	Standard	12.500	4.63	393.239	393.239	12.500	12.5	0.0	NO		NO	bb
5	5	180816M1_6	Standard	12.500	4.63	723.212	723.212	12.500	12.5	0.0	NO		NO	bb
6	6	180816M1_7	Standard	12.500	4.63	559.306	559.306	12.500	12.5	0.0	NO		NO	bb
7	7	180816M1_8	Standard	12.500	4.63	647.673	647.673	12.500	12.5	0.0	NO		NO	bb
8	8	180816M1_9	Standard	12.500	4.62	288.191	288.191	12.500	12.5	0.0	NO		NO	bb
9	9	180816M1_10	Standard	12.500	4.63	198.900	198.900	12.500	12.5	0.0	NO		NO	bb
10	10	180816M1_11	Standard	12.500	4.63	404.044	404.044	12.500	12.5	0.0	NO		NO	bb

Dataset: F:\Projects\PFAS.PRO\Results\New folder\180816M1-CRV.qld

Last Altered: Friday, August 17, 2018 14:16:47 Pacific Daylight Time
Printed: Friday, August 17, 2018 14:17:41 Pacific Daylight Time

Compound name: 13C6-PFDA
Response Factor: 1
RRF SD: 0, Relative SD: 0
Response type: Internal Std (Ref 66), Area * (IS Conc. / IS Area)
Curve type: RF

	#	Name	Type	Std. Conc	RT	Area	IS Area	Response	Conc.	%Dev	Conc. Flag	CoD	CoD Flag	x=excluded
1	1	180816M1_2	Standard	12.500	4.92	3116.049	3116.049	12.500	12.5	0.0	NO		NO	bb
2	2	180816M1_3	Standard	12.500	4.92	4098.137	4098.137	12.500	12.5	0.0	NO		NO	bb
3	3	180816M1_4	Standard	12.500	4.92	8163.400	8163.400	12.500	12.5	0.0	NO		NO	bb
4	4	180816M1_5	Standard	12.500	4.92	2973.021	2973.021	12.500	12.5	0.0	NO		NO	bb
5	5	180816M1_6	Standard	12.500	4.92	5129.059	5129.059	12.500	12.5	0.0	NO		NO	bb
6	6	180816M1_7	Standard	12.500	4.92	3870.075	3870.075	12.500	12.5	0.0	NO		NO	bb
7	7	180816M1_8	Standard	12.500	4.92	4468.718	4468.718	12.500	12.5	0.0	NO		NO	bb
8	8	180816M1_9	Standard	12.500	4.92	1984.643	1984.643	12.500	12.5	0.0	NO		NO	bb
9	9	180816M1_10	Standard	12.500	4.92	1684.559	1684.559	12.500	12.5	0.0	NO		NO	bb
10	10	180816M1_11	Standard	12.500	4.92	2849.197	2849.197	12.500	12.5	0.0	NO		NO	bb

Compound name: 13C7-PFUdA
Response Factor: 1
RRF SD: 0, Relative SD: 0
Response type: Internal Std (Ref 67), Area * (IS Conc. / IS Area)
Curve type: RF

	#	Name	Type	Std. Conc	RT	Area	IS Area	Response	Conc.	%Dev	Conc. Flag	CoD	CoD Flag	x=excluded
1	1	180816M1_2	Standard	12.500	5.25	3383.693	3383.693	12.500	12.5	0.0	NO		NO	bb
2	2	180816M1_3	Standard	12.500	5.25	4568.839	4568.839	12.500	12.5	0.0	NO		NO	bb
3	3	180816M1_4	Standard	12.500	5.25	9661.646	9661.646	12.500	12.5	0.0	NO		NO	bb
4	4	180816M1_5	Standard	12.500	5.25	3289.531	3289.531	12.500	12.5	0.0	NO		NO	bb
5	5	180816M1_6	Standard	12.500	5.25	5738.907	5738.907	12.500	12.5	0.0	NO		NO	bb
6	6	180816M1_7	Standard	12.500	5.25	4323.832	4323.832	12.500	12.5	0.0	NO		NO	bb
7	7	180816M1_8	Standard	12.500	5.25	4711.546	4711.546	12.500	12.5	0.0	NO		NO	bb
8	8	180816M1_9	Standard	12.500	5.25	2373.128	2373.128	12.500	12.5	0.0	NO		NO	bb
9	9	180816M1_10	Standard	12.500	5.25	2062.250	2062.250	12.500	12.5	0.0	NO		NO	bb
10	10	180816M1_11	Standard	12.500	5.25	3142.774	3142.774	12.500	12.5	0.0	NO		NO	bb

Vista Analytical Laboratory

Dataset: F:\Projects\PFAS.PRO\Results\New folder\180816M1-CRV.qld

Last Altered: Friday, August 17, 2018 14:16:47 Pacific Daylight Time
Printed: Friday, August 17, 2018 14:19:12 Pacific Daylight Time

Method: F:\Projects\PFAS.PRO\MethDB\PFAS_FULL_80C_081618.mdb 17 Aug 2018 13:46:30
Calibration: F:\Projects\PFAS.PRO\CurveDB\C18_VAL-PFAS_Q4_08-16-18_L14.cdb 17 Aug 2018 14:16:47

Name: 180816M1_2, Date: 16-Aug-2018, Time: 18:19:18, ID: ST180816M1-1 PFC CS-2 18H0901, Description: PFC CS-2 18H0901

	#	Name	IS#	CoD	CoD Flag	%RSD
1	3	PFBS	38	0.9999	NO	
2	5	PFHxA	40	0.9987	NO	
3	7	PFHpA	41	0.9989	NO	
4	8	L-PFHxS	42	0.9968	NO	
5	11	L-PFOA	44	0.9995	NO	
6	14	PFNA	45	0.9981	NO	
7	16	L-PFOS	47	0.9914	NO	
8	18	PFDA	48	0.9994	NO	
9	21	L-MeFOSAA	50	0.9982	NO	
10	23	L-EtFOSAA	52	0.9994	NO	

Vista Analytical Laboratory

Dataset: F:\Projects\PFAS.PRO\Results\New folder\180816M1-CRV.qld

Last Altered: Friday, August 17, 2018 14:16:47 Pacific Daylight Time
Printed: Friday, August 17, 2018 14:19:43 Pacific Daylight Time

Method: F:\Projects\PFAS.PRO\MethDB\PFAS_FULL_80C_081618.mdb 17 Aug 2018 13:46:30
Calibration: F:\Projects\PFAS.PRO\CurveDB\C18_VAL-PFAS_Q4_08-16-18_L14.cdb 17 Aug 2018 14:16:47

Name: 180816M1_2, Date: 16-Aug-2018, Time: 18:19:18, ID: ST180816M1-1 PFC CS-2 18H0901, Description: PFC CS-2 18H0901

	#	Name	IS#	CoD	CoD Flag	%RSD
1	25	PFUdA	51	0.9997	NO	
2	27	PFDoA	53	0.9998	NO	
3	29	PFTrDA	53	0.9998	NO	
4	30	PFTeDA	55	0.9997	NO	
5	38	13C3-PFBS	61		NO	3.141
6	39	13C2-4:2 FTS	61		NO	13.043
7	40	13C2-PFHxA	61		NO	5.552
8	41	13C4-PFHpA	61		NO	2.475
9	42	18O2-PFHxS	62		NO	6.118
10	43	13C2-6:2 FTS	63		NO	10.062
11	44	13C2-PFOA	63		NO	5.751
12	45	13C5-PFNA	64		NO	6.614
13	46	13C8-PFOSA	67		NO	7.547
14	47	13C8-PFOS	65		NO	16.911
15	48	13C2-PFDA	66		NO	4.028
16	49	13C2-8:2 FTS	63		NO	16.915
17	50	d3-N-MeFOSAA	67		NO	6.056
18	51	13C2-PFUdA	67		NO	3.890
19	52	d5-N-EtFOSAA	67		NO	6.469
20	53	13C2-PFDoA	66		NO	3.772
21	54	d3-N-MeFOSA	67		NO	11.523
22	55	13C2-PFTeDA	67		NO	4.989
23	56	d5-N-ETFOSA	67		NO	10.351
24	57	13C2-PFHxDA	67		NO	9.418
25	58	d7-N-MeFOSE	67		NO	12.180
26	59	d9-N-EtFOSE	67		NO	12.539
27	60	13C4-PFBA	60		NO	0.000
28	61	13C5-PFHxA	61		NO	0.000
29	62	13C3-PFHxS	62		NO	0.000
30	63	13C8-PFOA	63		NO	0.000
31	64	13C9-PFNA	64		NO	0.000
32	65	13C4-PFOS	65		NO	0.000

Dataset: F:\Projects\PFAS.PRO\Results\New folder\180816M1-CRV.qld

Last Altered: Friday, August 17, 2018 14:16:47 Pacific Daylight Time
Printed: Friday, August 17, 2018 14:19:43 Pacific Daylight Time

Name: 180816M1_2, Date: 16-Aug-2018, Time: 18:19:18, ID: ST180816M1-1 PFC CS-2 18H0901, Description: PFC CS-2 18H0901

	#	Name	IS#	CoD	CoD Flag	%RSD
33	66	13C6-PFDA	66		NO	0.000
34	67	13C7-PFUdA	67		NO	0.000

Vista Analytical Laboratory

Dataset: F:\Projects\PFAS.PRO\Results\New folder\180816M1-CRV.qld

Last Altered: Friday, August 17, 2018 14:16:47 Pacific Daylight Time
Printed: Friday, August 17, 2018 14:24:41 Pacific Daylight Time

Method: F:\Projects\PFAS.PRO\MethDB\PFAS_FULL_80C_081618.mdb 17 Aug 2018 13:46:30
Calibration: F:\Projects\PFAS.PRO\CurveDB\C18_VAL-PFAS_Q4_08-16-18_L14.cdb 17 Aug 2018 14:16:47

Name: 180816M1_7, Date: 16-Aug-2018, Time: 19:12:54, ID: ST180816M1-6 PFC CS3 18H0906, Description: PFC CS3 18H0906

	Name	Ion Ratio	Ratio out?
1	PFBS	2.776	NO
2	PFHxA	17.164	NO
3	PFHpA	27.637	NO
4	L-PFHxS	1.542	NO
5	L-PFOA	3.068	NO
6	PFNA	5.426	NO
7	L-PFOS	1.620	NO
8	PFDA	6.319	NO
9	L-MeFOSAA	2.619	NO
10	L-EtFOSAA	1.340	NO

Vista Analytical Laboratory

Dataset: F:\Projects\PFAS.PRO\Results\New folder\180816M1-CRV.qld

Last Altered: Friday, August 17, 2018 14:16:47 Pacific Daylight Time
Printed: Friday, August 17, 2018 14:25:00 Pacific Daylight Time

Method: F:\Projects\PFAS.PRO\MethDB\PFAS_FULL_80C_081618.mdb 17 Aug 2018 13:46:30
Calibration: F:\Projects\PFAS.PRO\CurveDB\C18_VAL-PFAS_Q4_08-16-18_L14.cdb 17 Aug 2018 14:16:47

Name: 180816M1_7, Date: 16-Aug-2018, Time: 19:12:54, ID: ST180816M1-6 PFC CS3 18H0906, Description: PFC CS3 18H0906

	Name	Ion Ratio	Ratio out?
1	PFUdA	15.817	NO
2	PFDoA	8.992	NO
3	PFTrDA	31.896	NO
4	PFTeDA	12.015	NO

Vista Analytical Laboratory

Dataset: Untitled

Last Altered: Friday, August 17, 2018 14:28:45 Pacific Daylight Time
Printed: Friday, August 17, 2018 14:29:03 Pacific Daylight Time

Method: F:\Projects\PFAS.PRO\MethDB\PFAS_FULL_80C_081618.mdb 17 Aug 2018 13:46:30
Calibration: F:\Projects\PFAS.PRO\CurveDB\C18_VAL-PFAS_Q4_08-16-18.cdb 17 Aug 2018 13:38:53

Compound name: PFBA

	#	Name	ID	Acq.Date	Acq.Time
1	1	180816M1_1	IPA	16-Aug-18	18:08:32
2	2	180816M1_2	ST180816M1-1 PFC CS-2 18H0901	16-Aug-18	18:19:18
3	3	180816M1_3	ST180816M1-2 PFC CS-1 18H0902	16-Aug-18	18:30:00
4	4	180816M1_4	ST180816M1-3 PFC CS0 18H0903	16-Aug-18	18:40:46
5	5	180816M1_5	ST180816M1-4 PFC CS1 18H0904	16-Aug-18	18:51:29
6	6	180816M1_6	ST180816M1-5 PFC CS2 18H0905	16-Aug-18	19:02:14
7	7	180816M1_7	ST180816M1-6 PFC CS3 18H0906	16-Aug-18	19:12:54
8	8	180816M1_8	ST180816M1-7 PFC CS4 18H0907	16-Aug-18	19:23:41
9	9	180816M1_9	ST180816M1-8 PFC CS5 18H0908	16-Aug-18	19:34:27
10	10	180816M1_10	ST180816M1-9 PFC CS6 18H0909	16-Aug-18	19:45:08
11	11	180816M1_11	ST180816M1-10 PFC CS7 18H0910	16-Aug-18	19:55:55
12	12	180816M1_12	IPA	16-Aug-18	20:06:41
13	13	180816M1_13	ICV180816M1-1 PFC 537 ICV 18G3017	16-Aug-18	20:17:44

Vista Analytical Laboratory Q1

Dataset: F:\Projects\PFAS.PRO\Results\New folder\180816M1-CRV.qld

Last Altered: Friday, August 17, 2018 14:16:47 Pacific Daylight Time
Printed: Friday, August 17, 2018 14:25:51 Pacific Daylight Time

Method: F:\Projects\PFAS.PRO\MethDB\PFAS_FULL_80C_081618.mdb 17 Aug 2018 13:46:30
Calibration: F:\Projects\PFAS.PRO\CurveDB\C18_VAL-PFAS_Q4_08-16-18_L14.cdb 17 Aug 2018 14:16:47

Compound name: PFBS
Coefficient of Determination: R^2 = 0.999926
Calibration curve: 0.000576818 * x^2 + 1.80138 * x + -0.179746
Response type: Internal Std (Ref 38), Area * (IS Conc. / IS Area)
Curve type: 2nd Order, Origin: Exclude, Weighting: 1/x, Axis trans: None

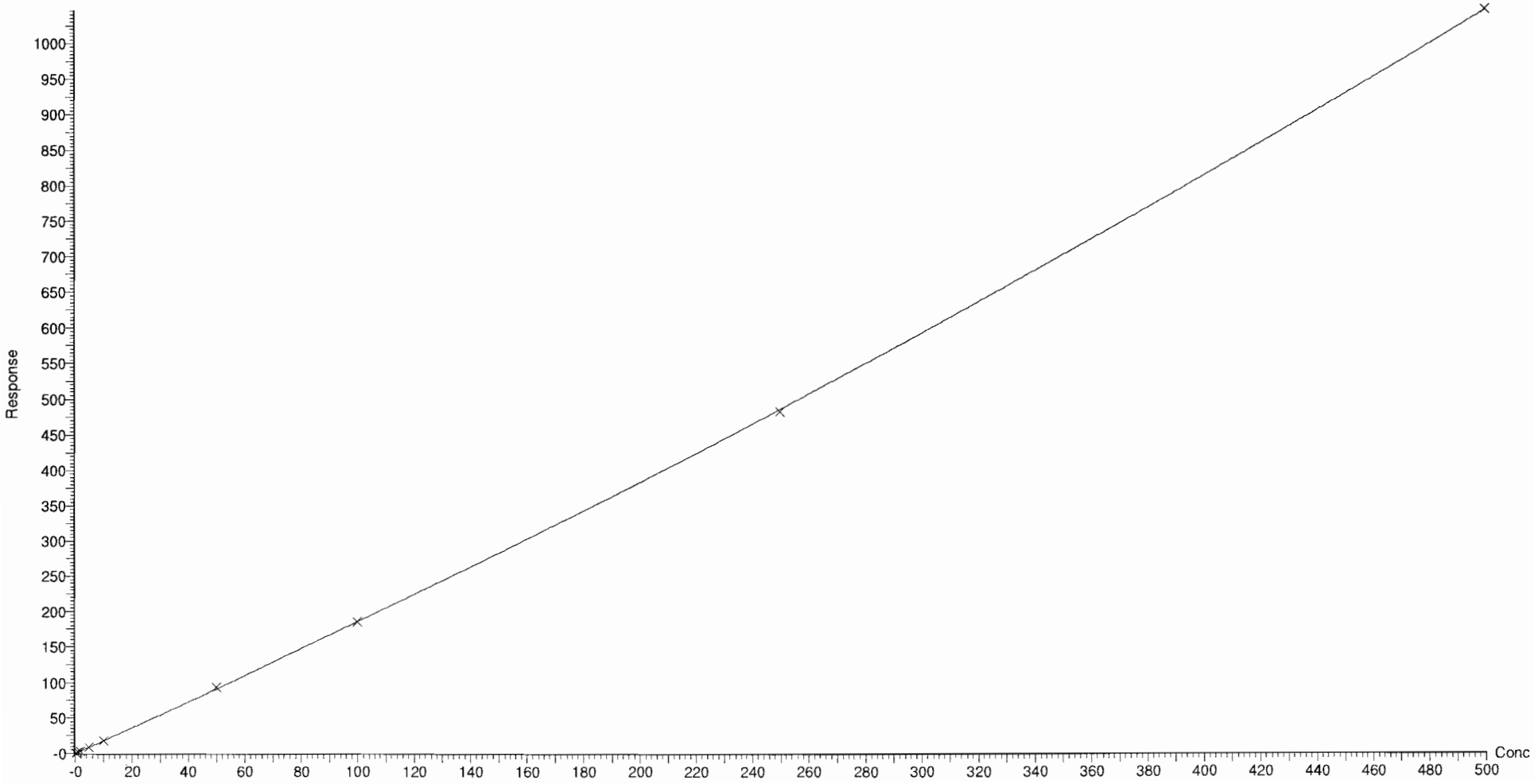

Dataset: F:\Projects\PFAS.PRO\Results\New folder\180816M1-CRV.qld

Last Altered: Friday, August 17, 2018 14:16:47 Pacific Daylight Time
Printed: Friday, August 17, 2018 14:25:51 Pacific Daylight Time

Compound name: PFHxA
Coefficient of Determination: R^2 = 0.998663
Calibration curve: 0.000110633 * x^2 + 0.847543 * x + 0.0754126
Response type: Internal Std (Ref 40), Area * (IS Conc. / IS Area)
Curve type: 2nd Order, Origin: Include, Weighting: 1/x, Axis trans: None

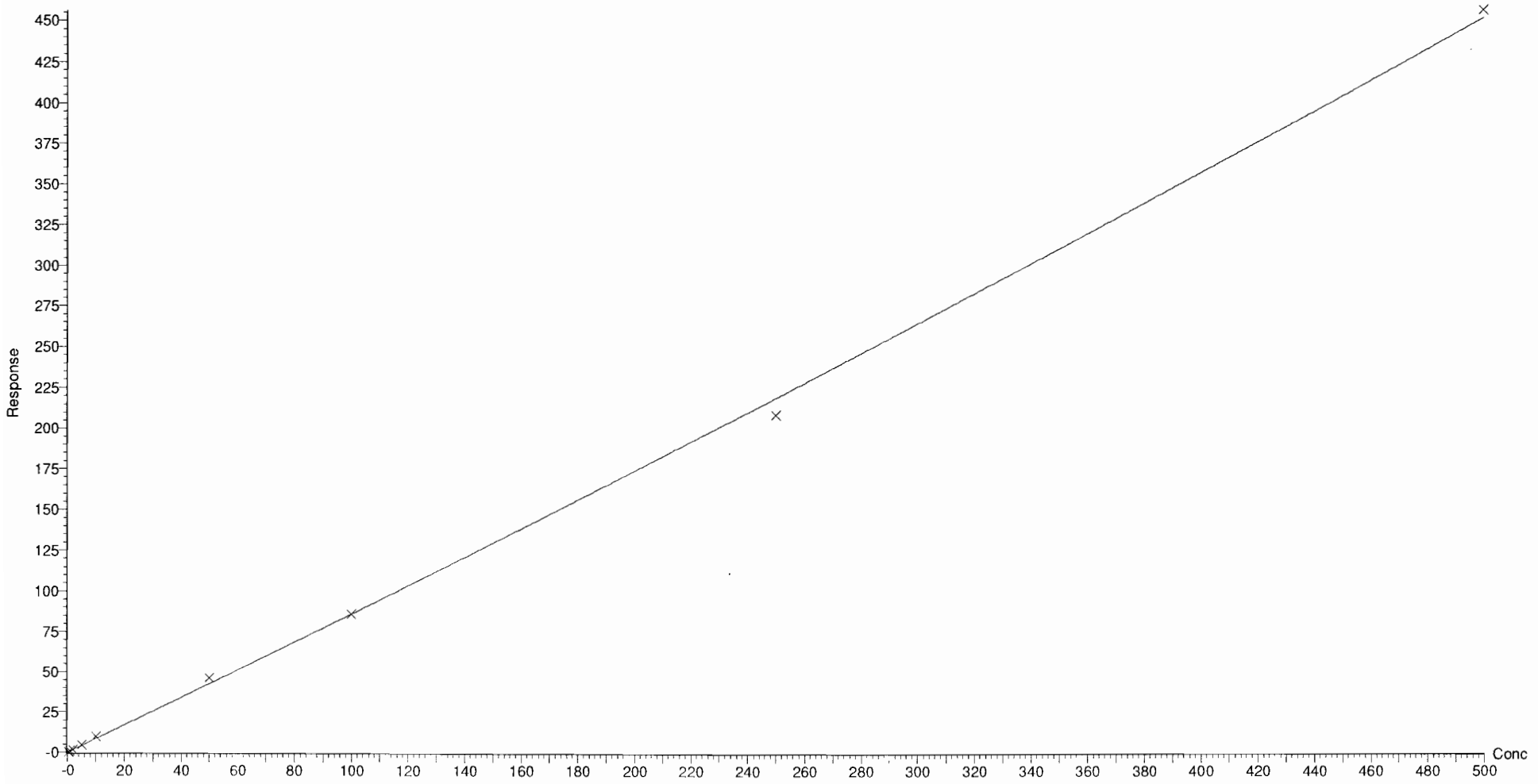

Dataset: F:\Projects\PFAS.PRO\Results\New folder\180816M1-CRV.qld

Last Altered: Friday, August 17, 2018 14:16:47 Pacific Daylight Time
Printed: Friday, August 17, 2018 14:25:51 Pacific Daylight Time

Compound name: PFHpA
Correlation coefficient: r = 0.999436, r^2 = 0.998873
Calibration curve: 1.12307 * x + 0.0186093
Response type: Internal Std (Ref 41), Area * (IS Conc. / IS Area)
Curve type: Linear, Origin: Exclude, Weighting: 1/x, Axis trans: None

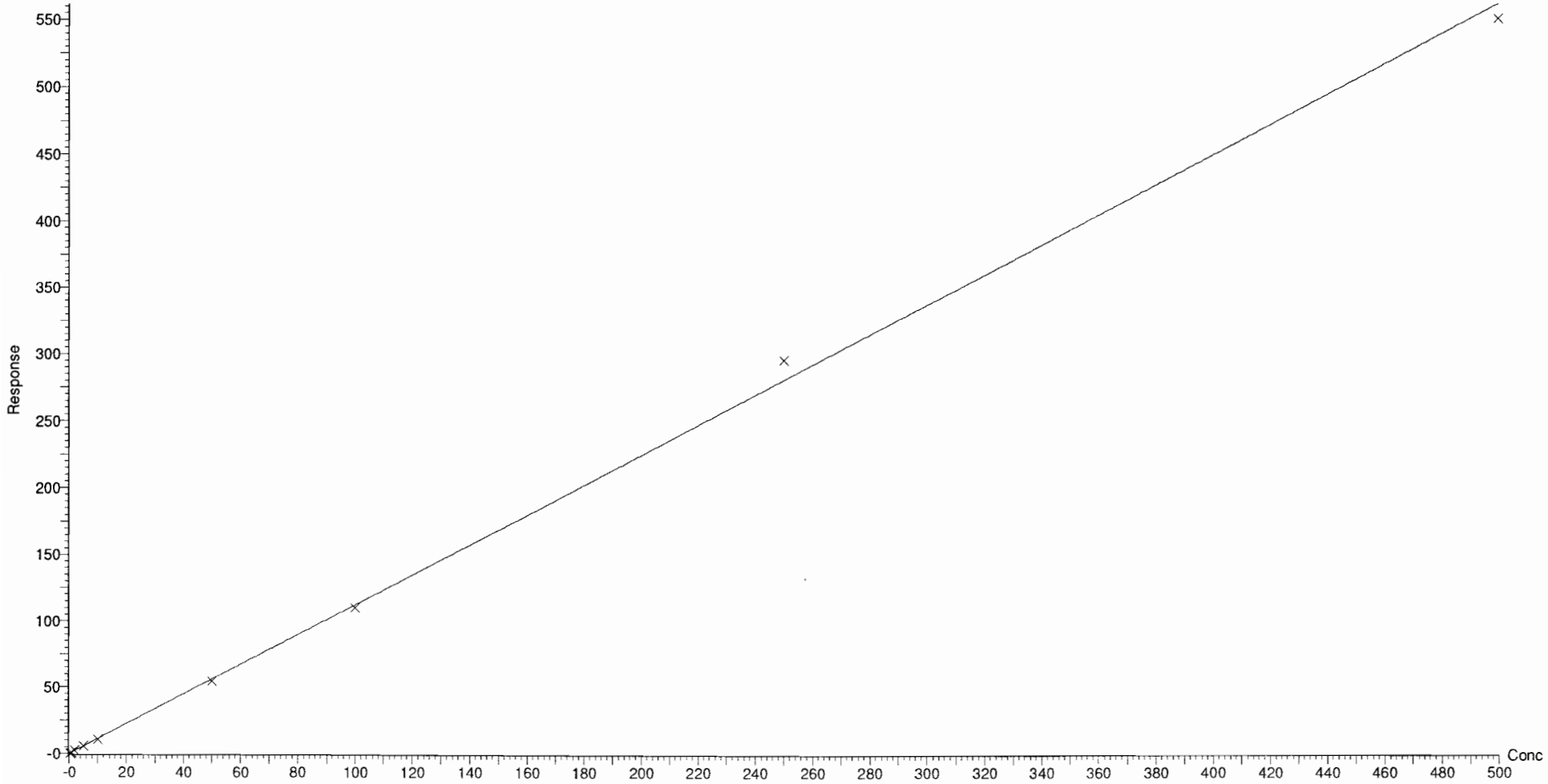

Dataset: F:\Projects\PFAS.PRO\Results\New folder\180816M1-CRV.qld

Last Altered: Friday, August 17, 2018 14:16:47 Pacific Daylight Time
Printed: Friday, August 17, 2018 14:25:51 Pacific Daylight Time

Compound name: L-PFHxS
Correlation coefficient: r = 0.998385, r^2 = 0.996774
Calibration curve: 1.6762 * x + -0.535529
Response type: Internal Std (Ref 42), Area * (IS Conc. / IS Area)
Curve type: Linear, Origin: Exclude, Weighting: 1/x, Axis trans: None

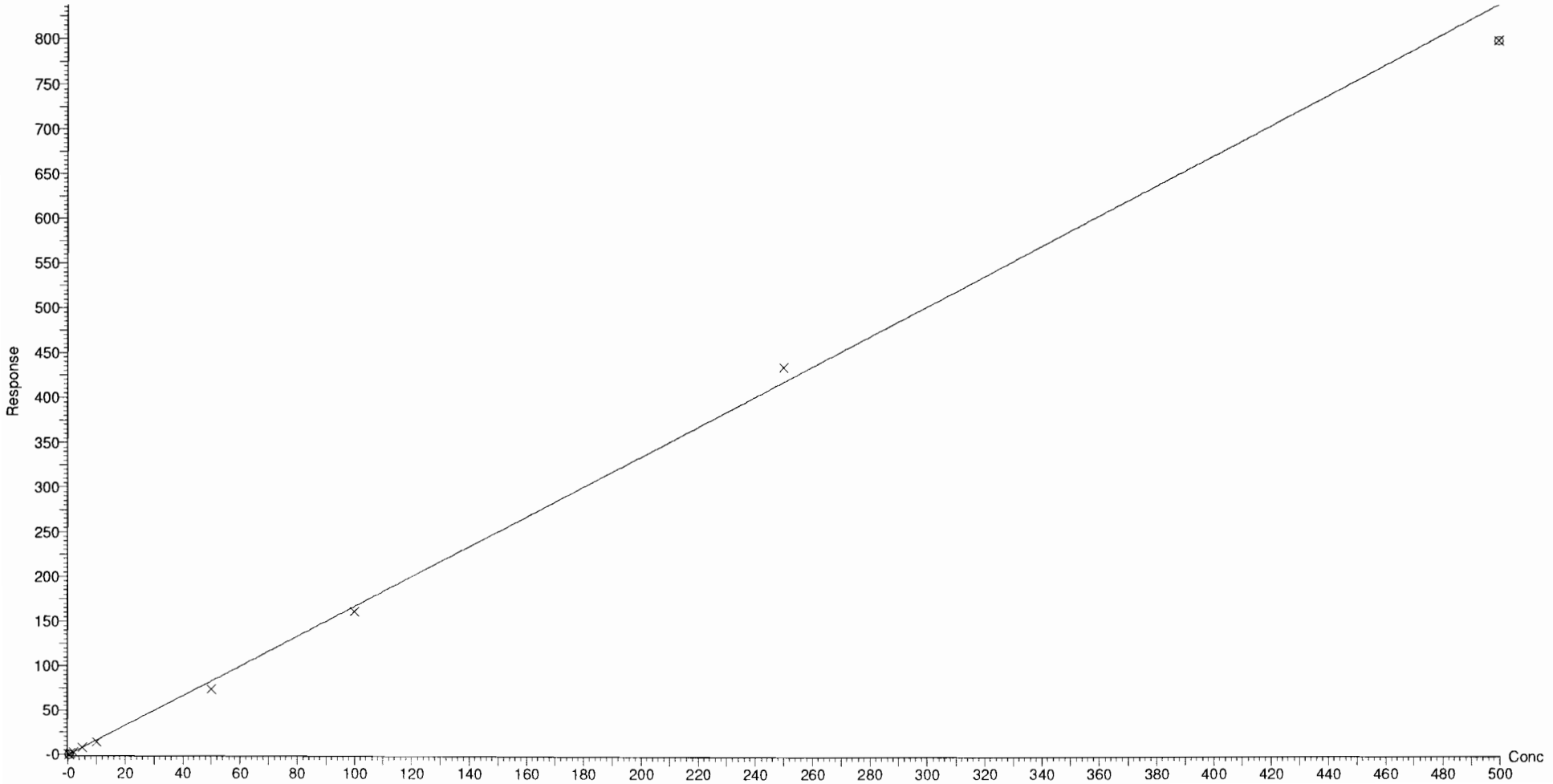

Dataset: F:\Projects\PFAS.PRO\Results\New folder\180816M1-CRV.qld

Last Altered: Friday, August 17, 2018 14:16:47 Pacific Daylight Time
Printed: Friday, August 17, 2018 14:25:51 Pacific Daylight Time

Compound name: L-PFOA
Coefficient of Determination: R^2 = 0.999535
Calibration curve: -1.55031e-005 * x^2 + 0.992622 * x + 0.070085
Response type: Internal Std (Ref 44), Area * (IS Conc. / IS Area)
Curve type: 2nd Order, Origin: Exclude, Weighting: 1/x, Axis trans: None

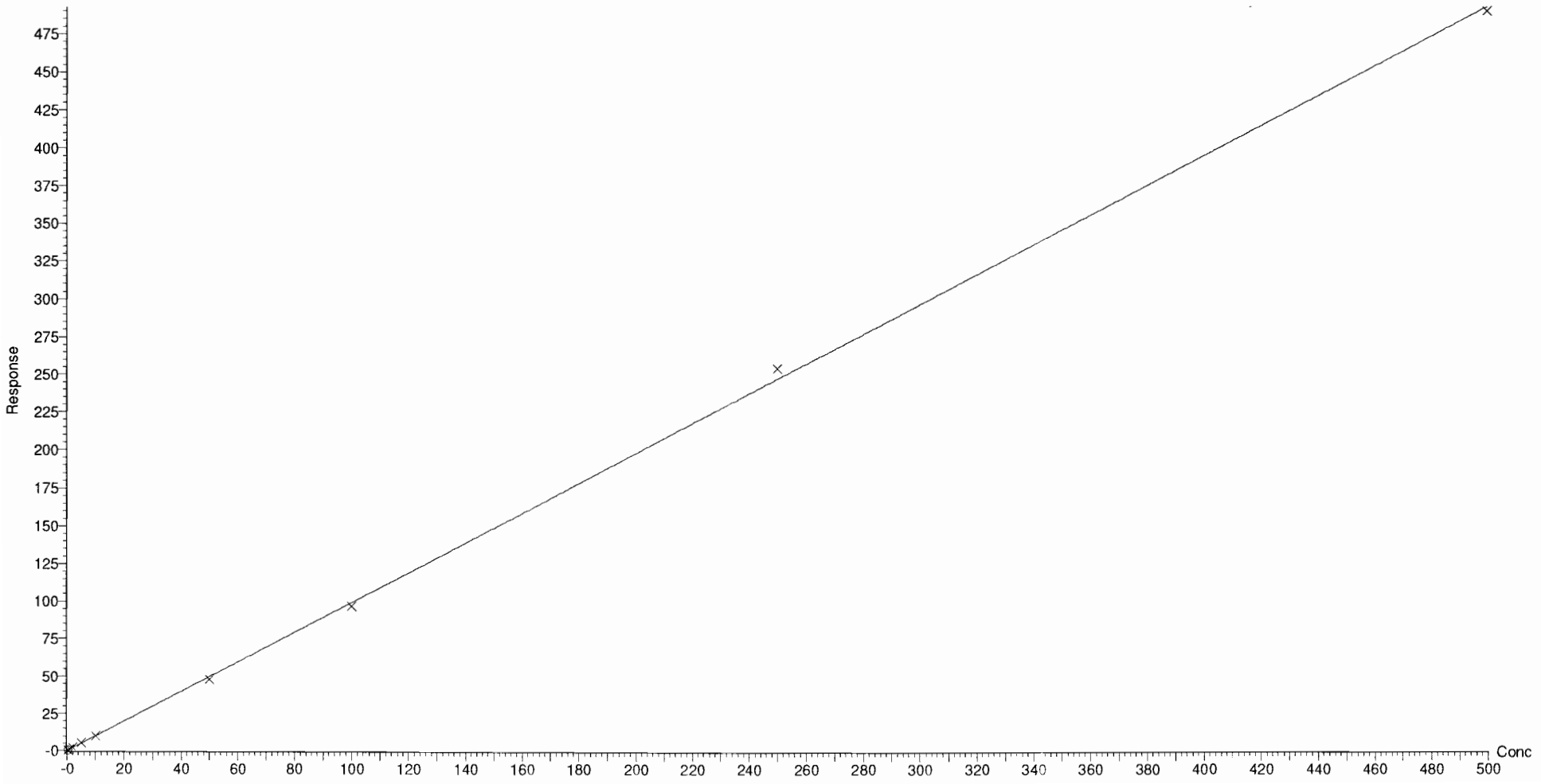

Dataset: F:\Projects\PFAS.PRO\Results\New folder\180816M1-CRV.qld

Last Altered: Friday, August 17, 2018 14:16:47 Pacific Daylight Time
Printed: Friday, August 17, 2018 14:25:51 Pacific Daylight Time

Compound name: PFNA
Coefficient of Determination: R^2 = 0.998059
Calibration curve: 0.000683375 * x^2 + 0.984999 * x + 0.214055
Response type: Internal Std (Ref 45), Area * (IS Conc. / IS Area)
Curve type: 2nd Order, Origin: Exclude, Weighting: 1/x, Axis trans: None

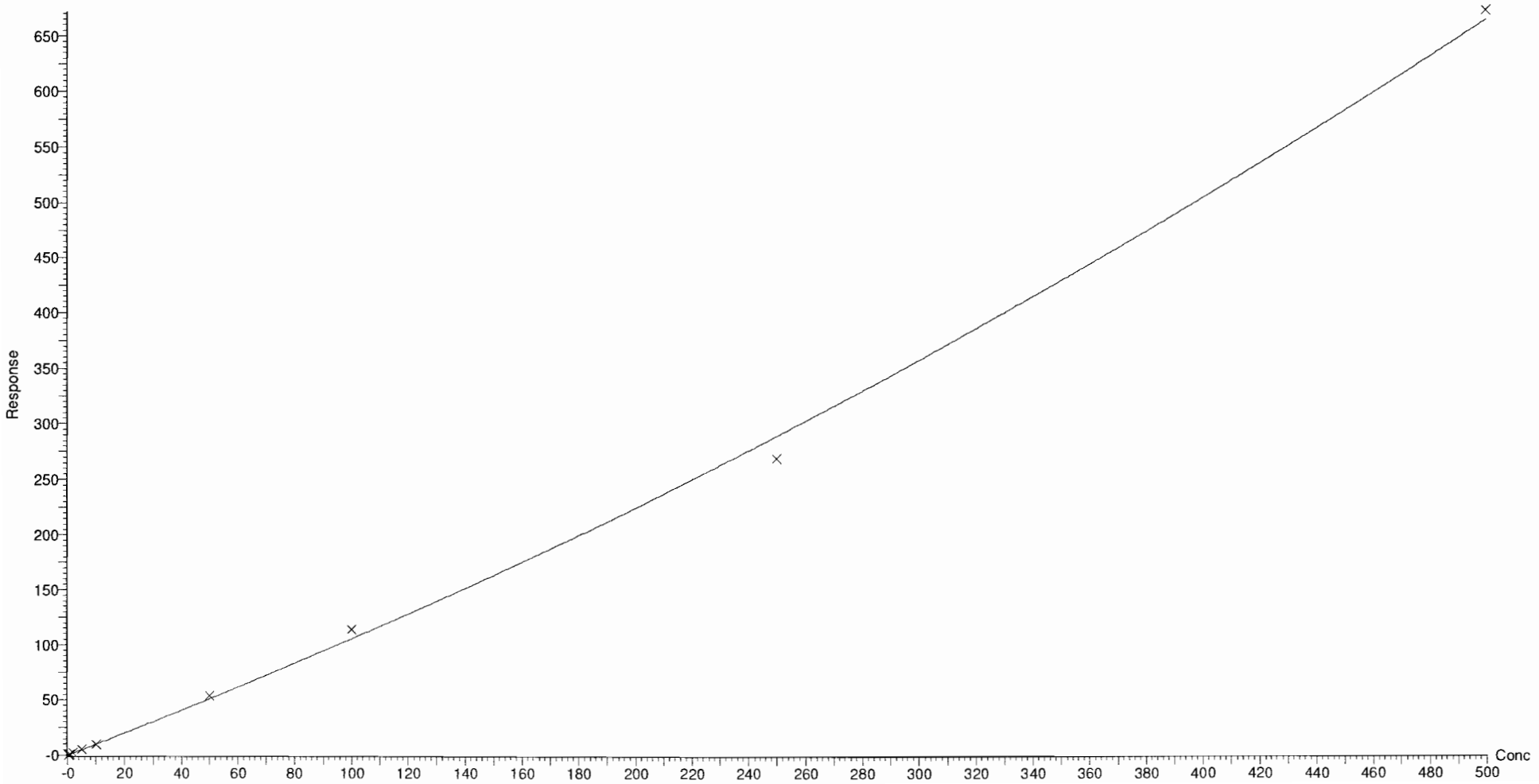

Dataset: F:\Projects\PFAS.PRO\Results\New folder\180816M1-CRV.qld

Last Altered: Friday, August 17, 2018 14:16:47 Pacific Daylight Time
Printed: Friday, August 17, 2018 14:25:51 Pacific Daylight Time

Compound name: L-PFOS
Coefficient of Determination: R^2 = 0.991440
Calibration curve: 0.000290985 * x^2 + 0.818 * x + 0.00567867
Response type: Internal Std (Ref 47), Area * (IS Conc. / IS Area)
Curve type: 2nd Order, Origin: Include, Weighting: 1/x, Axis trans: None

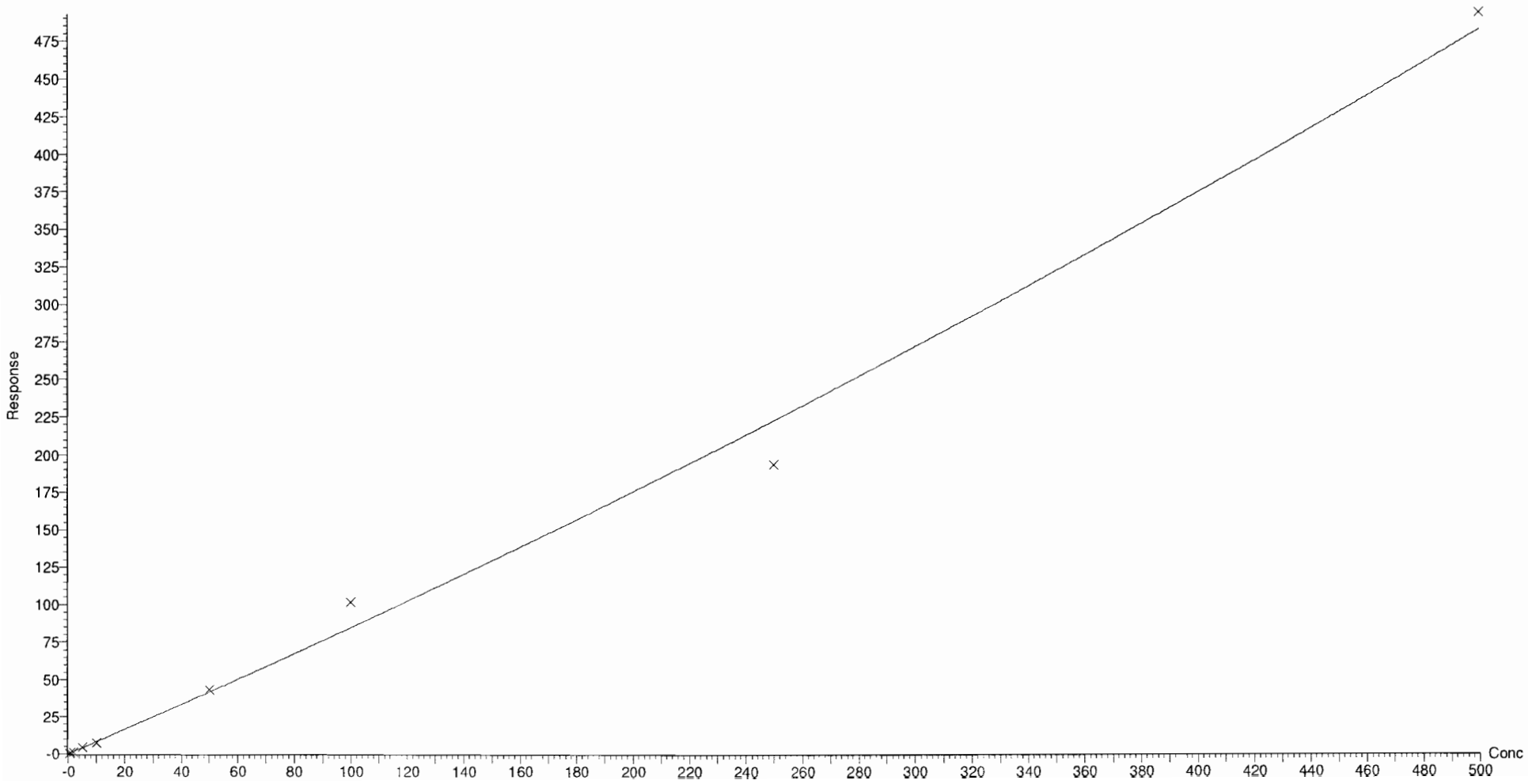

Dataset: F:\Projects\PFAS.PRO\Results\New folder\180816M1-CRV.qld

Last Altered: Friday, August 17, 2018 14:16:47 Pacific Daylight Time
Printed: Friday, August 17, 2018 14:25:51 Pacific Daylight Time

Compound name: PFDA
Coefficient of Determination: R^2 = 0.999427
Calibration curve: -0.000258426 * x^2 + 1.25135 * x + -0.0215601
Response type: Internal Std (Ref 48), Area * (IS Conc. / IS Area)
Curve type: 2nd Order, Origin: Exclude, Weighting: 1/x, Axis trans: None

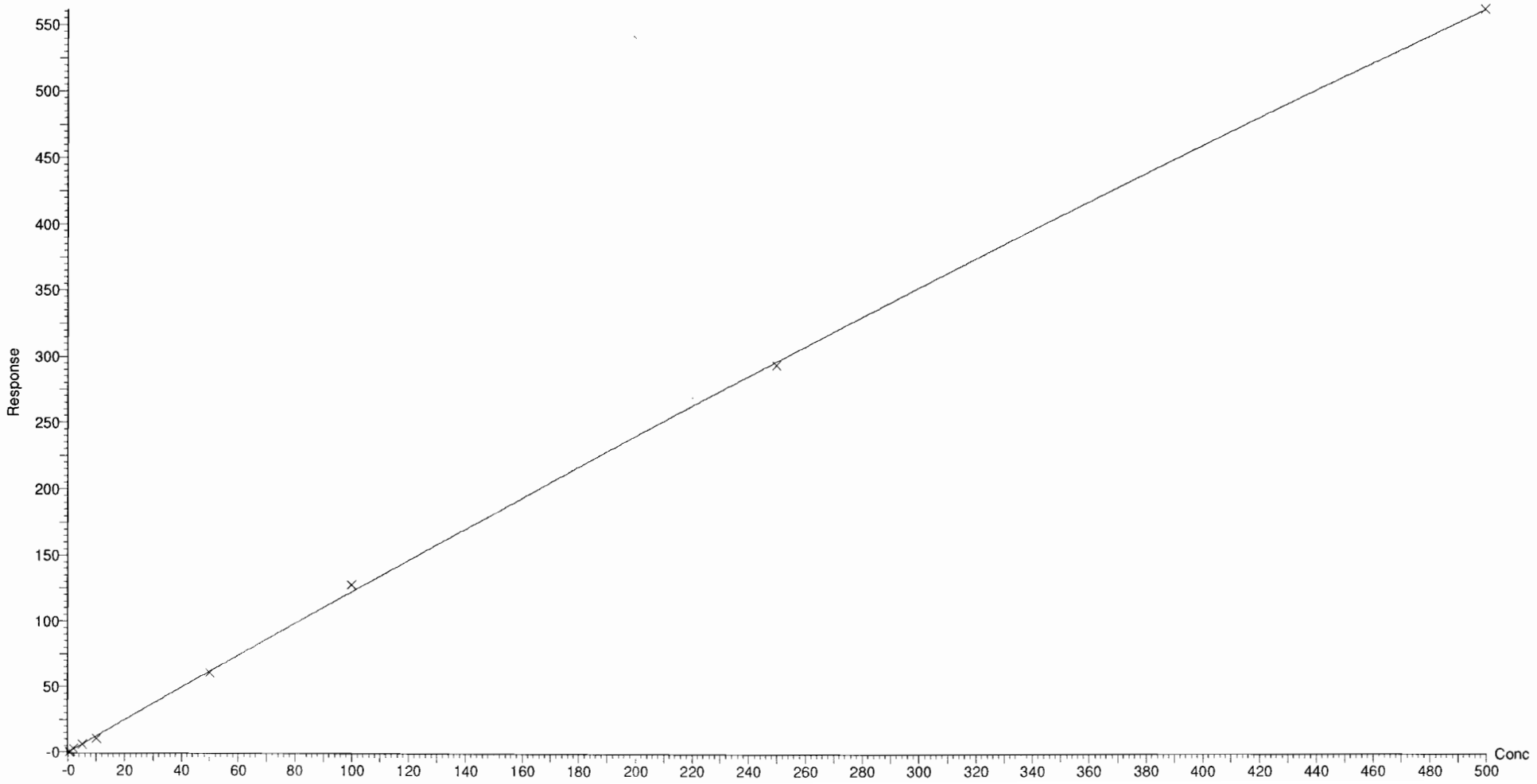

Dataset: F:\Projects\PFAS.PRO\Results\New folder\180816M1-CRV.qld

Last Altered: Friday, August 17, 2018 14:16:47 Pacific Daylight Time
Printed: Friday, August 17, 2018 14:25:51 Pacific Daylight Time

Compound name: L-MeFOSAA
Correlation coefficient: r = 0.999124, r^2 = 0.998250
Calibration curve: 1.18452 * x + -0.191818
Response type: Internal Std (Ref 50), Area * (IS Conc. / IS Area)
Curve type: Linear, Origin: Exclude, Weighting: 1/x, Axis trans: None

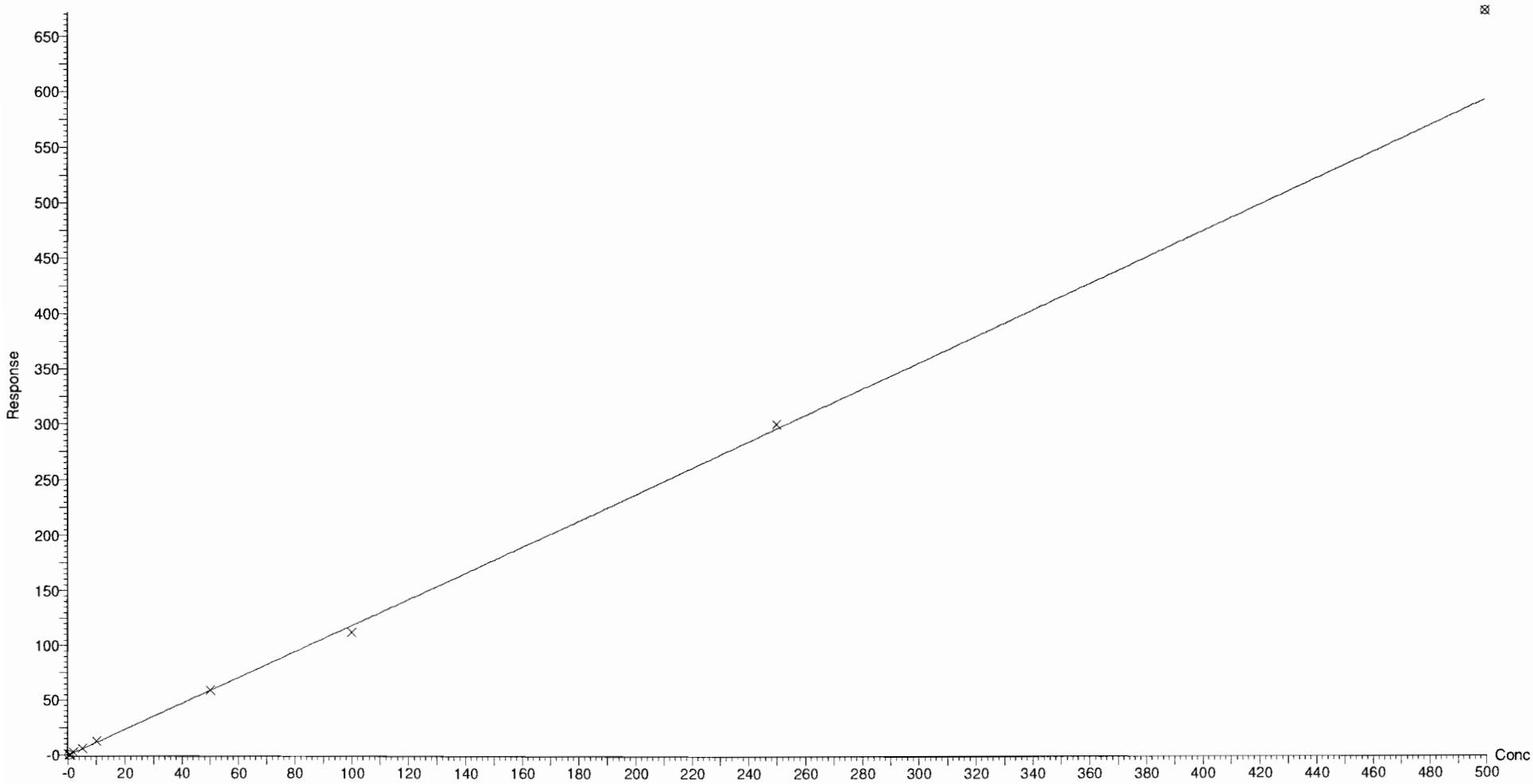

Vista Analytical Laboratory Q1

Dataset: F:\Projects\PFAS.PRO\Results\New folder\180816M1-CRV.qld

Last Altered: Friday, August 17, 2018 14:16:47 Pacific Daylight Time
Printed: Friday, August 17, 2018 14:25:51 Pacific Daylight Time

Compound name: L-EtFOSAA
Coefficient of Determination: R^2 = 0.999380
Calibration curve: 8.54344e-005 * x^2 + 0.987034 * x + -0.203369
Response type: Internal Std (Ref 52), Area * (IS Conc. / IS Area)
Curve type: 2nd Order, Origin: Exclude, Weighting: 1/x, Axis trans: None

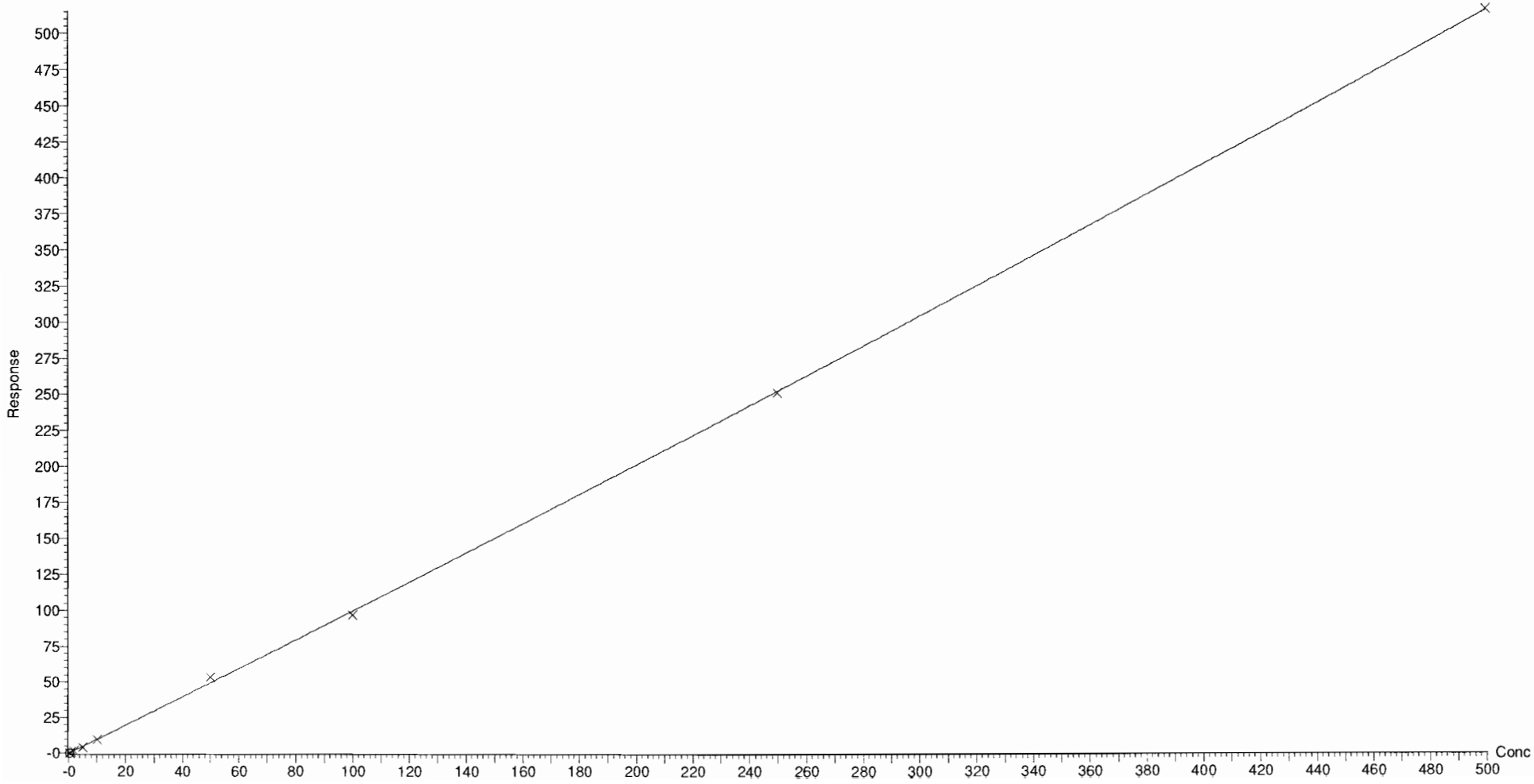

Vista Analytical Laboratory Q1

Dataset: F:\Projects\PFAS.PRO\Results\New folder\180816M1-CRV.qld

Last Altered: Friday, August 17, 2018 14:16:47 Pacific Daylight Time
Printed: Friday, August 17, 2018 14:26:11 Pacific Daylight Time

Method: F:\Projects\PFAS.PRO\MethDB\PFAS_FULL_80C_081618.mdb 17 Aug 2018 13:46:30
Calibration: F:\Projects\PFAS.PRO\CurveDB\C18_VAL-PFAS_Q4_08-16-18_L14.cdb 17 Aug 2018 14:16:47

Compound name: PFUdA
Coefficient of Determination: R^2 = 0.999748
Calibration curve: -5.10349e-005 * x^2 + 0.962458 * x + 0.00434194
Response type: Internal Std (Ref 51), Area * (IS Conc. / IS Area)
Curve type: 2nd Order, Origin: Exclude, Weighting: 1/x, Axis trans: None

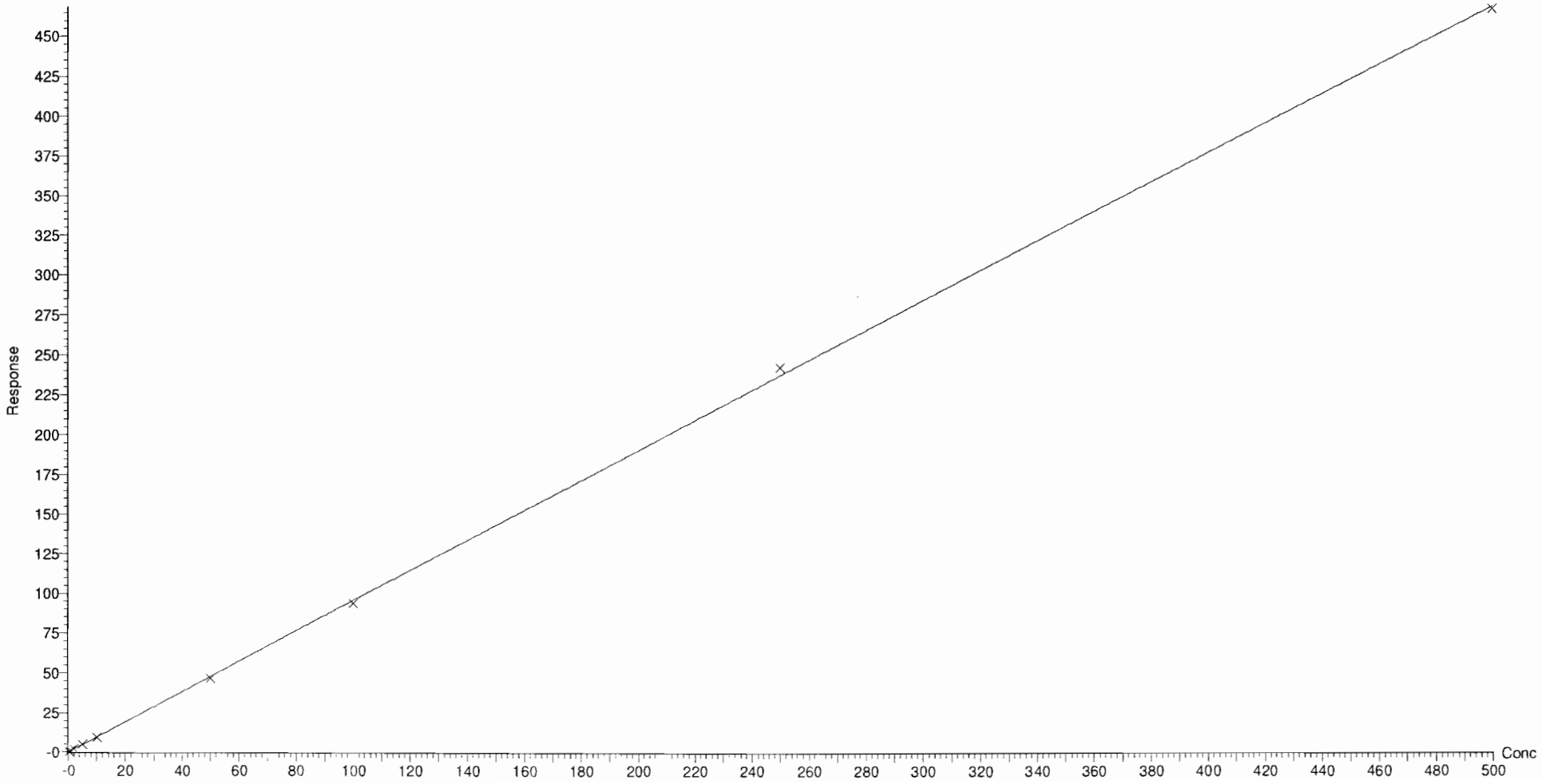

Vista Analytical Laboratory Q1

Dataset: F:\Projects\PFAS.PRO\Results\New folder\180816M1-CRV.qld

Last Altered: Friday, August 17, 2018 14:16:47 Pacific Daylight Time
Printed: Friday, August 17, 2018 14:26:11 Pacific Daylight Time

Compound name: PFDoA
Coefficient of Determination: R^2 = 0.999757
Calibration curve: -4.26848e-005 * x^2 + 1.11741 * x + 0.0128825
Response type: Internal Std (Ref 53), Area * (IS Conc. / IS Area)
Curve type: 2nd Order, Origin: Exclude, Weighting: 1/x, Axis trans: None

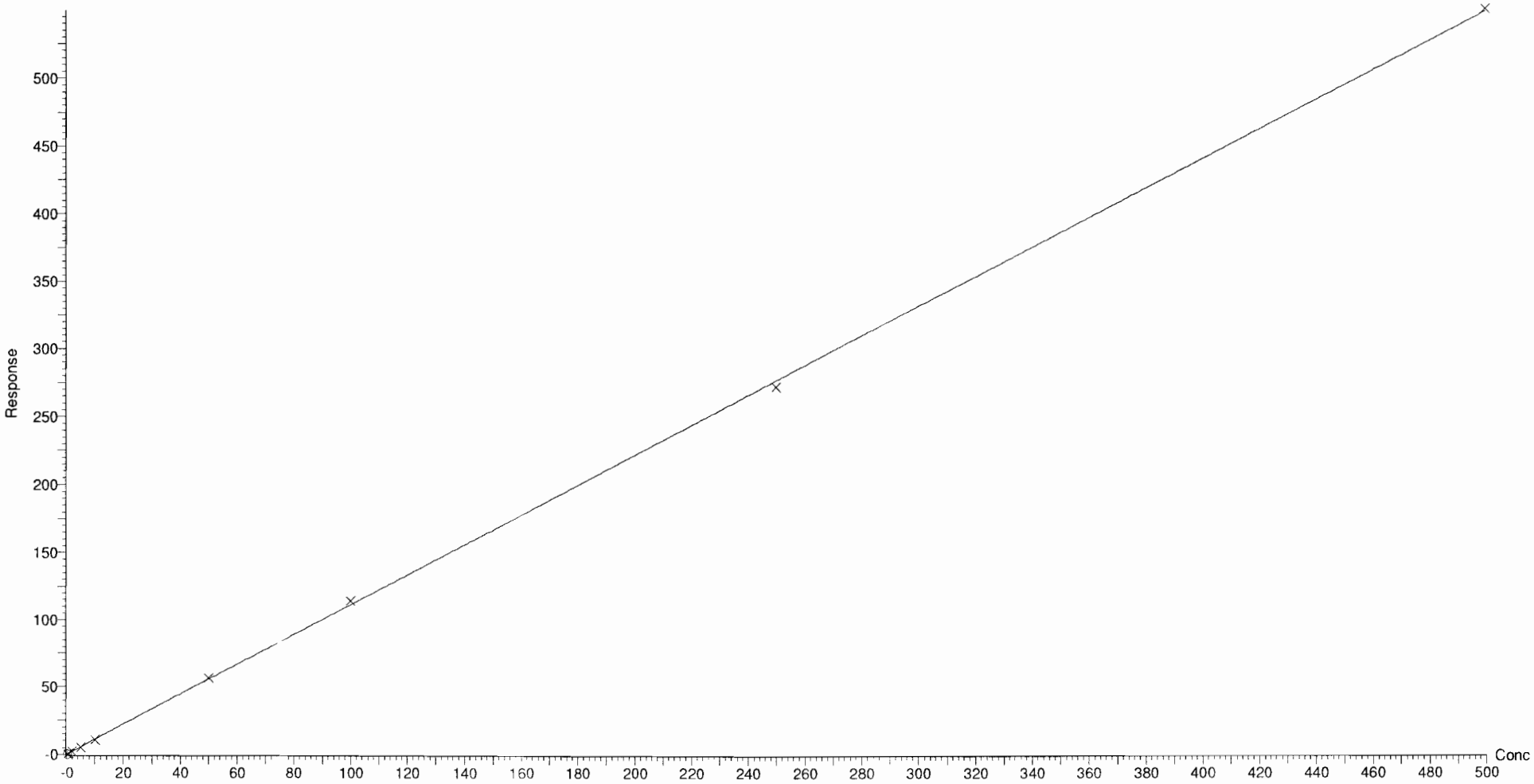

Dataset: F:\Projects\PFAS.PRO\Results\New folder\180816M1-CRV.qld

Last Altered: Friday, August 17, 2018 14:16:47 Pacific Daylight Time
Printed: Friday, August 17, 2018 14:26:11 Pacific Daylight Time

Compound name: PFTrDA
Coefficient of Determination: R^2 = 0.999788
Calibration curve: -7.31932e-005 * x^2 + 1.14044 * x + -0.00309988
Response type: Internal Std (Ref 53), Area * (IS Conc. / IS Area)
Curve type: 2nd Order, Origin: Exclude, Weighting: 1/x, Axis trans: None

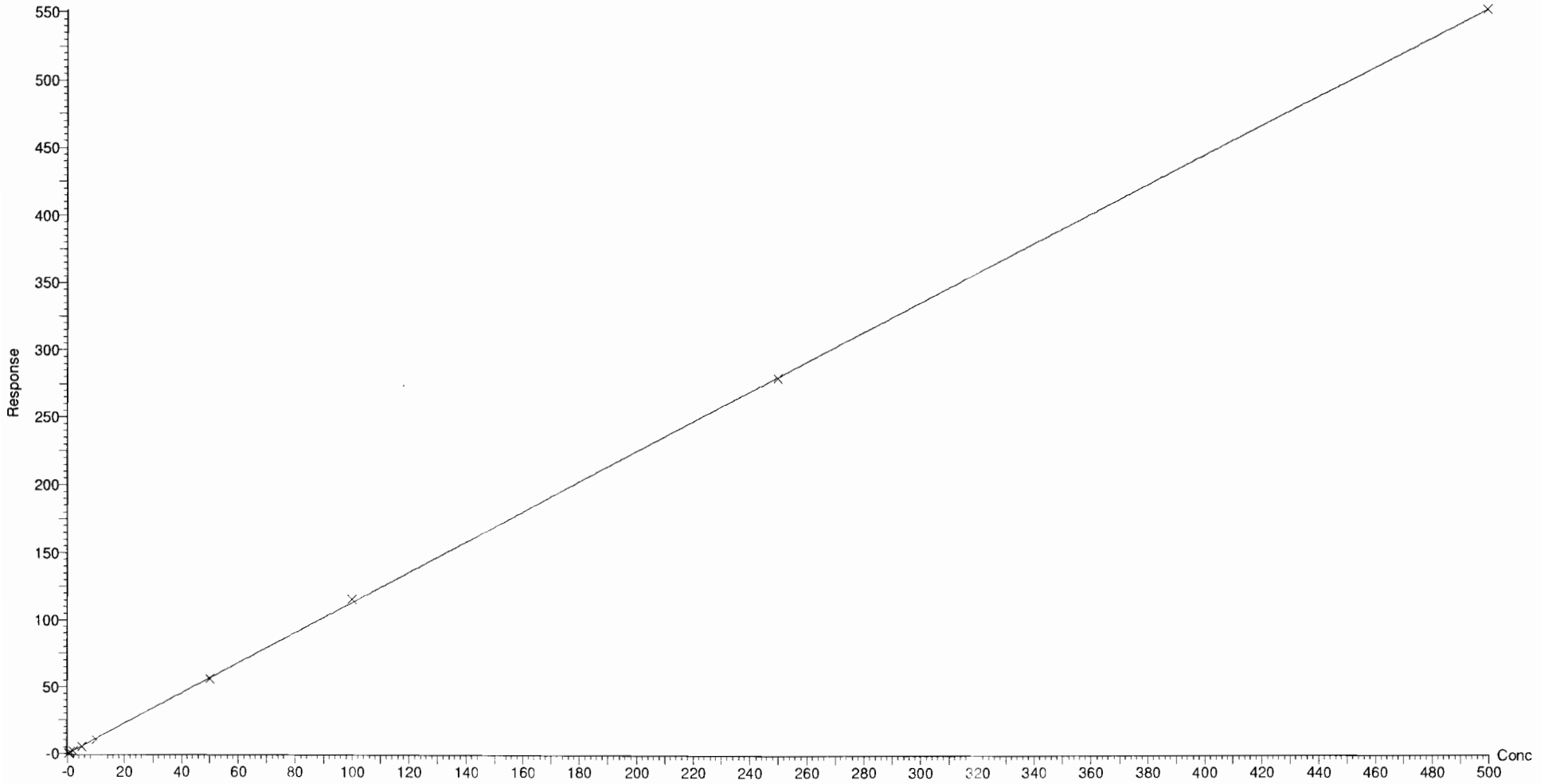

Vista Analytical Laboratory Q1

Dataset: F:\Projects\PFAS.PRO\Results\New folder\180816M1-CRV.qld

Last Altered: Friday, August 17, 2018 14:16:47 Pacific Daylight Time
Printed: Friday, August 17, 2018 14:26:11 Pacific Daylight Time

Compound name: PFTeDA
Coefficient of Determination: R^2 = 0.999707
Calibration curve: -7.3449e-005 * x^2 + 1.27098 * x + 0.0600048
Response type: Internal Std (Ref 55), Area * (IS Conc. / IS Area)
Curve type: 2nd Order, Origin: Exclude, Weighting: 1/x, Axis trans: None

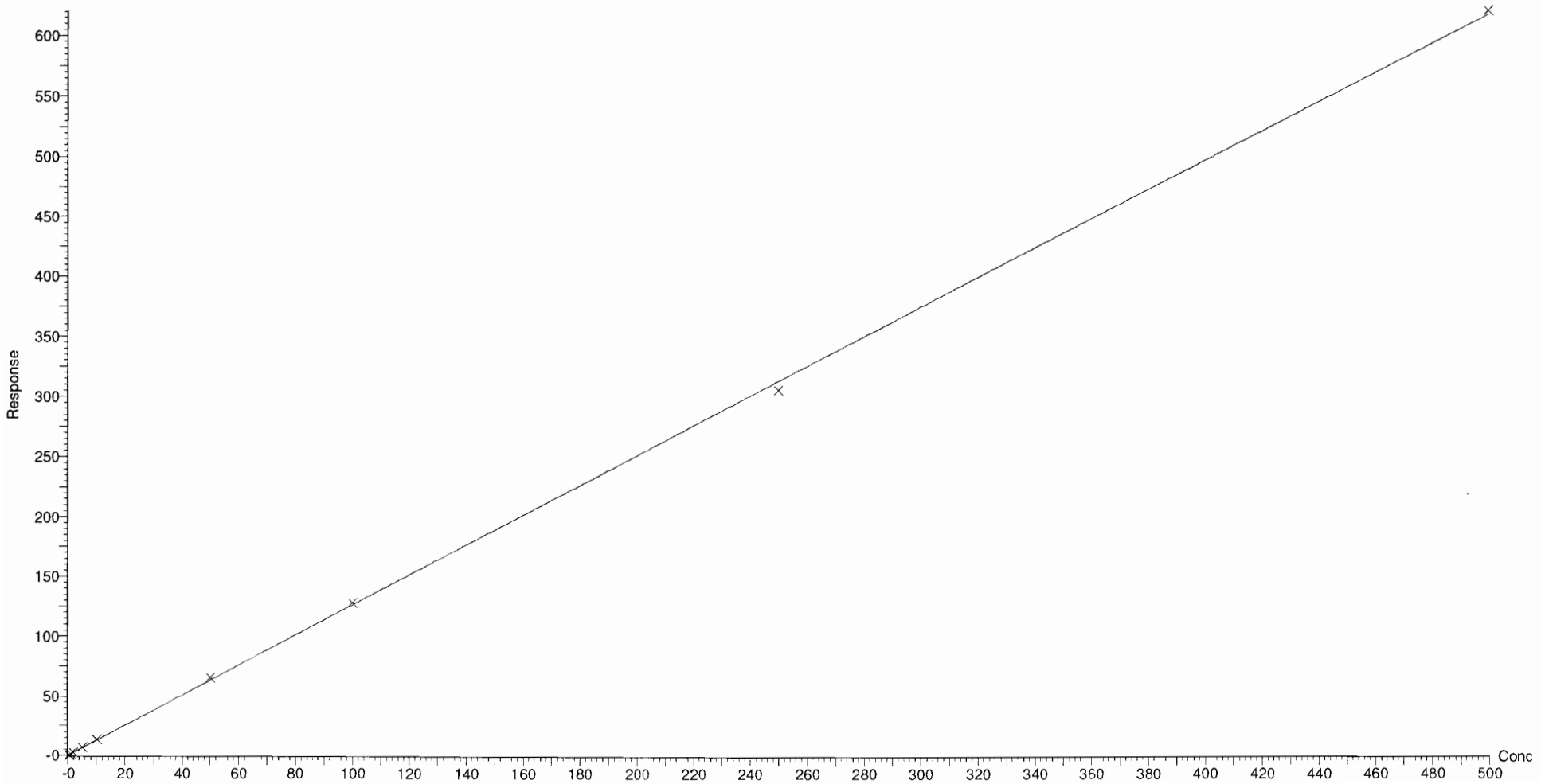

Vista Analytical Laboratory

Dataset: F:\Projects\PFAS.PRO\Results\New folder\180816M1-CRV.qld

Last Altered: Friday, August 17, 2018 14:16:47 Pacific Daylight Time
Printed: Friday, August 17, 2018 14:23:46 Pacific Daylight Time

Method: F:\Projects\PFAS.PRO\MethDB\PFAS_FULL_80C_081618.mdb 17 Aug 2018 13:46:30
Calibration: F:\Projects\PFAS.PRO\CurveDB\C18_VAL-PFAS_Q4_08-16-18_L14.cdb 17 Aug 2018 14:16:47

Name: 180816M1_2, Date: 16-Aug-2018, Time: 18:19:18, ID: ST180816M1-1 PFC CS-2 18H0901, Description: PFC CS-2 18H0901

PFBS

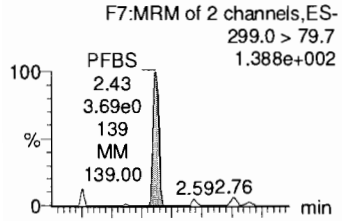

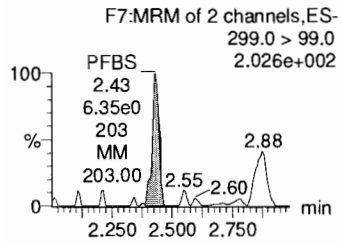

PFHxA

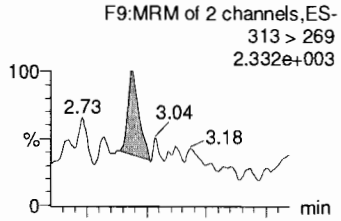

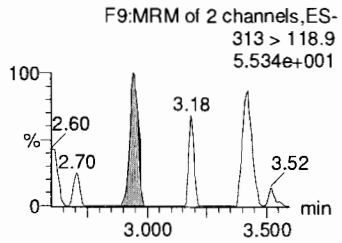

PFHpA

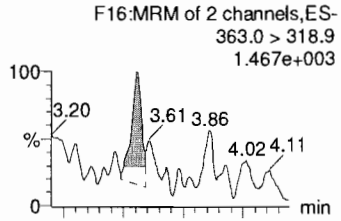

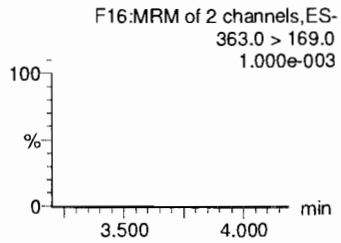

L-PFHxS

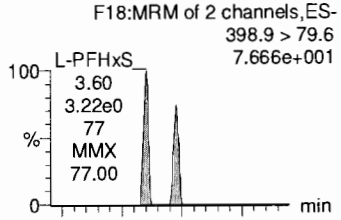

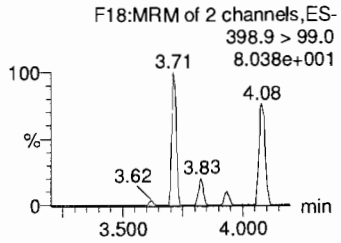

L-PFOA

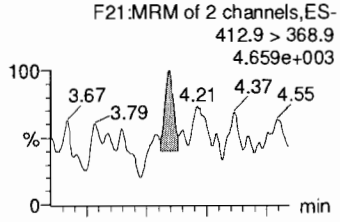

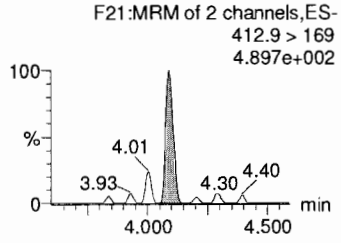

13C3-PFBS

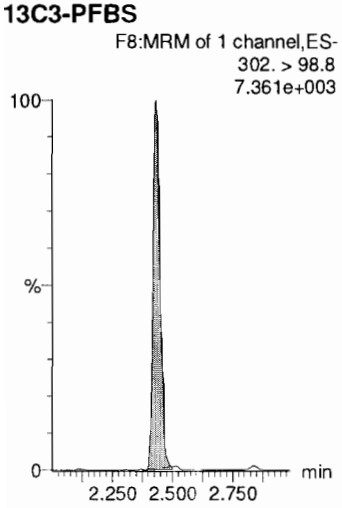

13C2-PFHxA

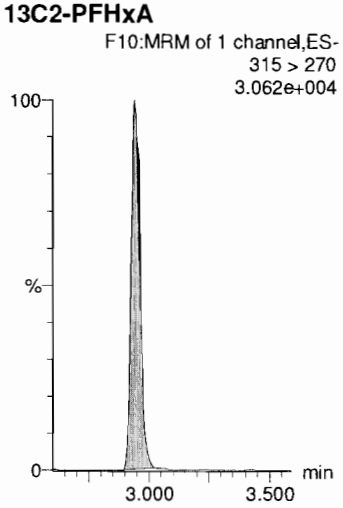

13C4-PFHpA

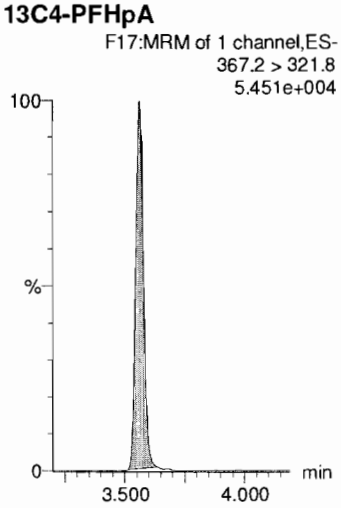

18O2-PFHxS

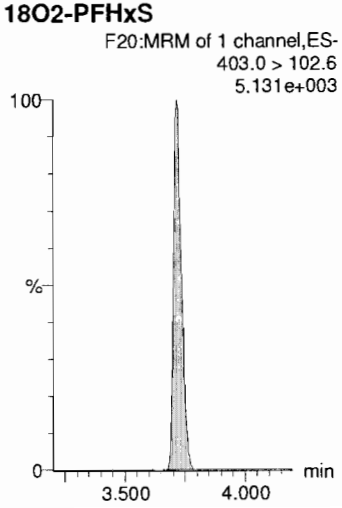

13C2-PFOA

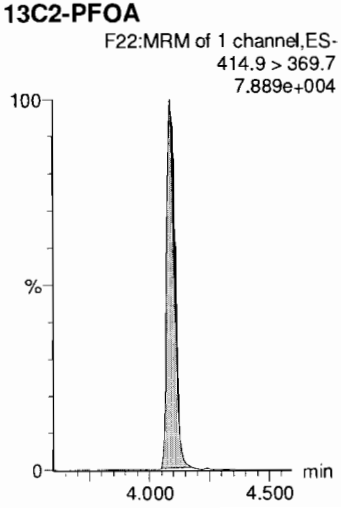

Dataset: F:\Projects\PFAS.PRO\Results\New folder\180816M1-CRV.qld

Last Altered: Friday, August 17, 2018 13:43:14 Pacific Daylight Time
Printed: Friday, August 17, 2018 13:43:42 Pacific Daylight Time

Name: 180816M1_2, Date: 16-Aug-2018, Time: 18:19:18, ID: ST180816M1-1 PFC CS-2 18H0901, Description: PFC CS-2 18H0901

PFNA

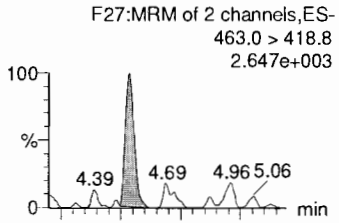

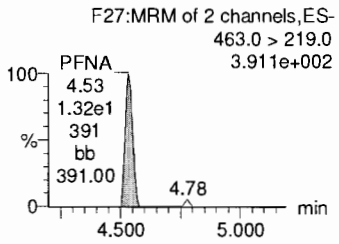

L-PFOS

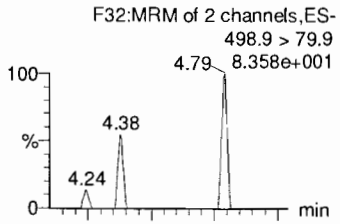

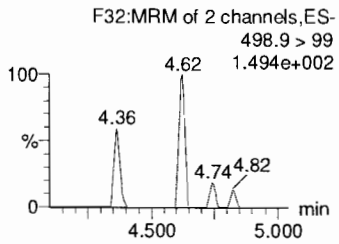

PFDA

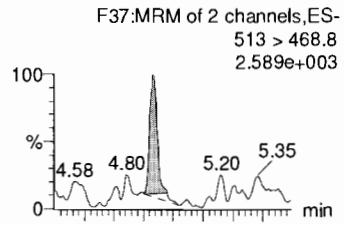

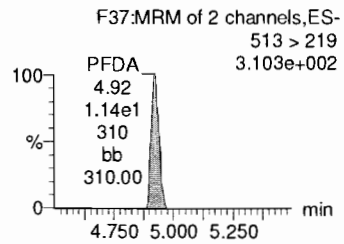

L-MeFOSAA

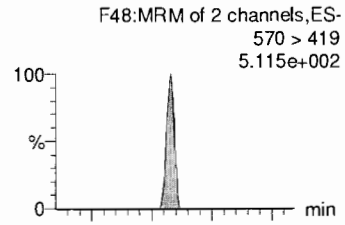

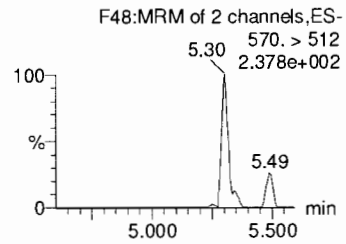

PFUdA

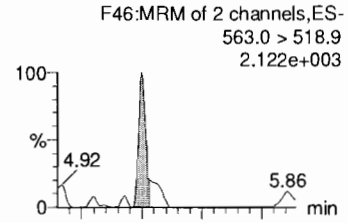

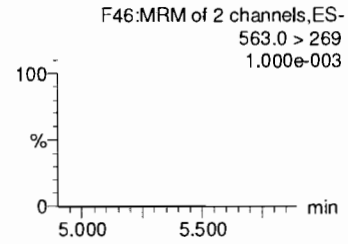

13C5-PFNA

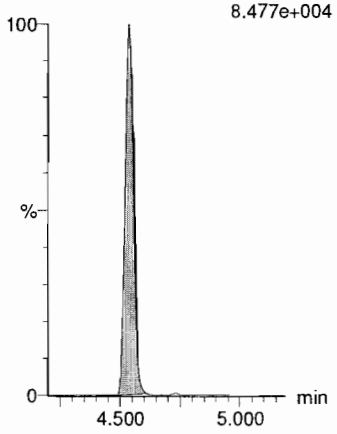

13C8-PFOS

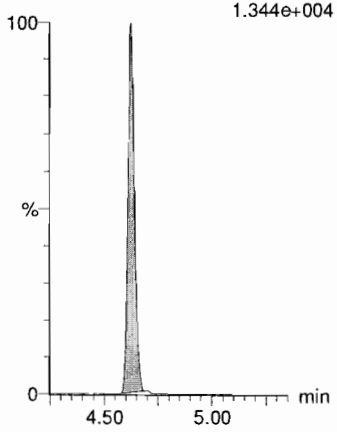

13C2-PFDA

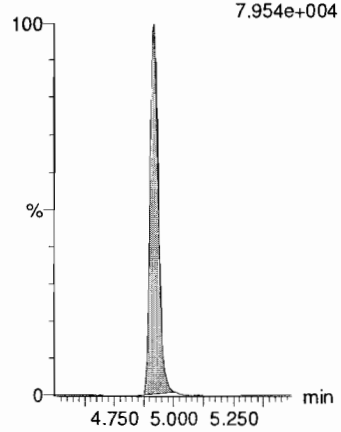

d3-N-MeFOSAA

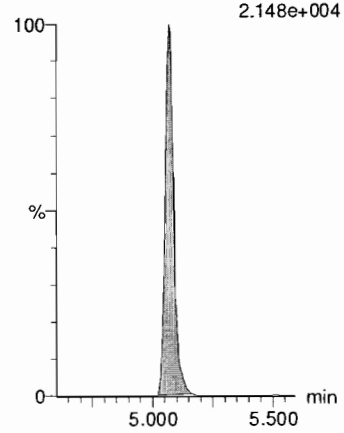

13C2-PFUdA

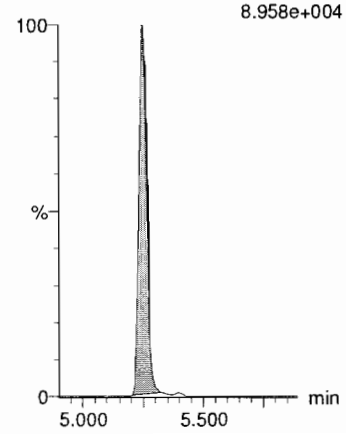

Dataset: F:\Projects\PFAS.PRO\Results\New folder\180816M1-CRV.qld

Last Altered: Friday, August 17, 2018 13:43:14 Pacific Daylight Time
Printed: Friday, August 17, 2018 13:43:42 Pacific Daylight Time

Name: 180816M1_2, Date: 16-Aug-2018, Time: 18:19:18, ID: ST180816M1-1 PFC CS-2 18H0901, Description: PFC CS-2 18H0901

L-EtFOSAA

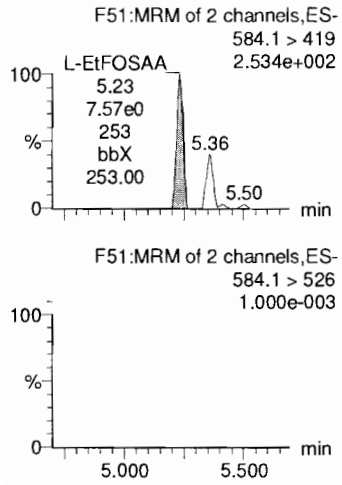

PFTrDA

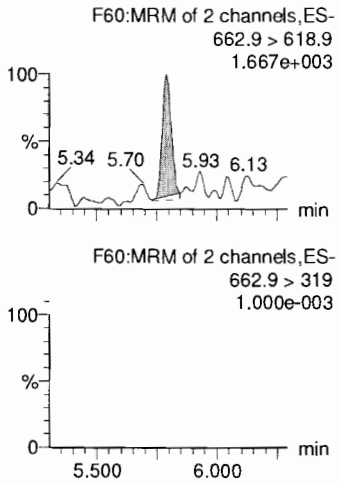

PFDoA

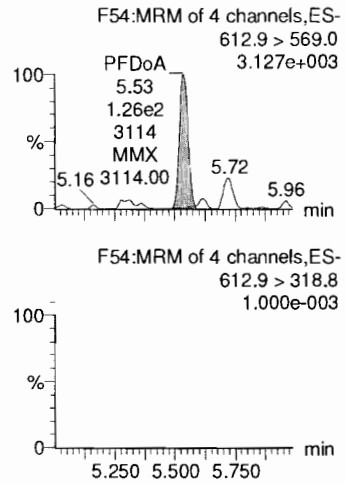

PFTeDA

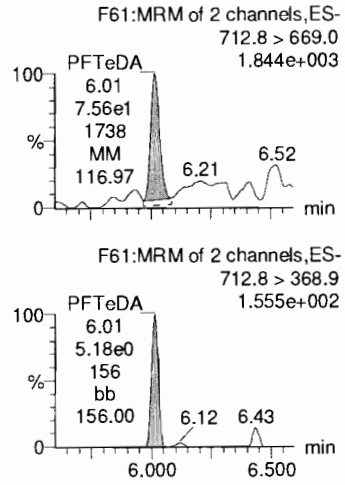

13C5-PFHxA

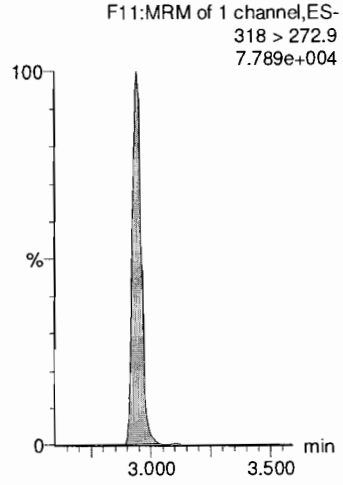

d5-N-EtFOSAA

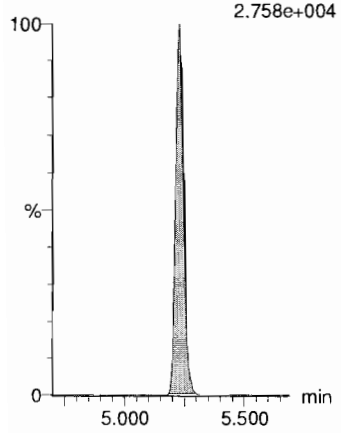

13C2-PFDoA

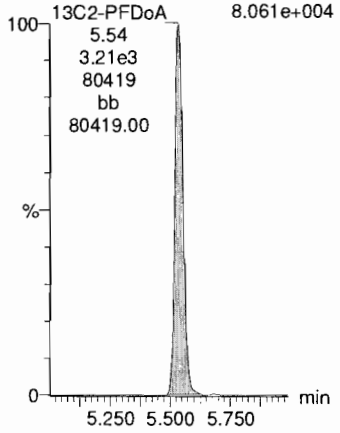

13C2-PFDoA

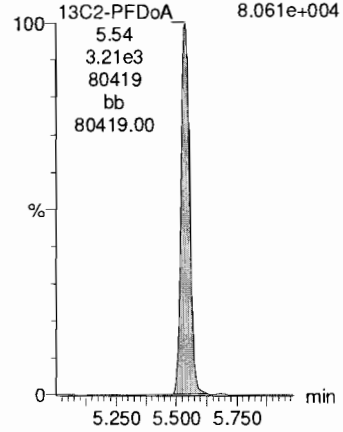

13C2-PFTeDA

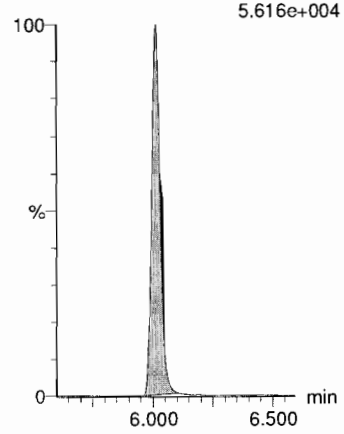

13C8-PFOA

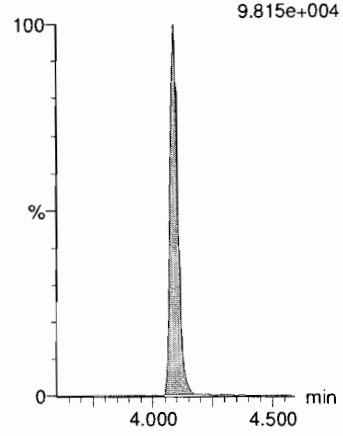

Dataset: F:\Projects\PFAS.PRO\Results\New folder\180816M1-CRV.qld

Last Altered: Friday, August 17, 2018 13:43:14 Pacific Daylight Time
Printed: Friday, August 17, 2018 13:43:42 Pacific Daylight Time

Name: 180816M1_2, Date: 16-Aug-2018, Time: 18:19:18, ID: ST180816M1-1 PFC CS-2 18H0901, Description: PFC CS-2 18H0901

13C3-PFHxS

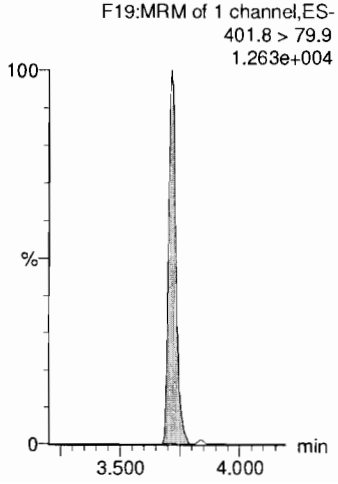

13C9-PFNA

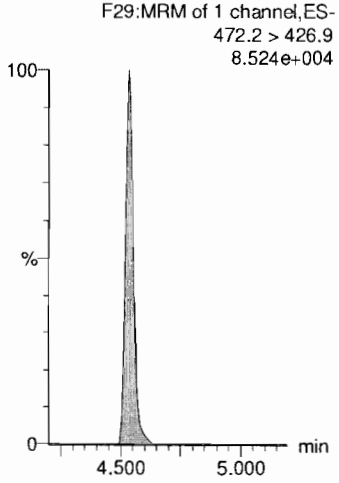

13C4-PFOS

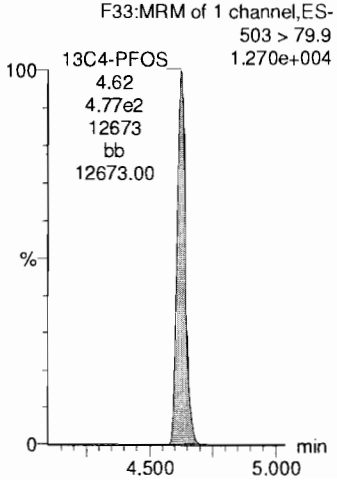

13C6-PFDA

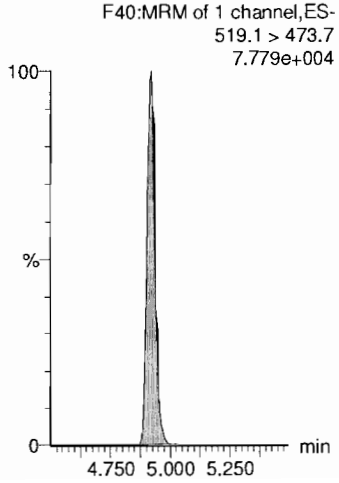

13C7-PFUdA

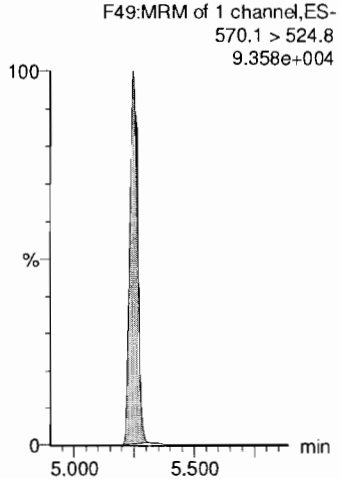

Dataset: F:\Projects\PFAS.PRO\Results\New folder\180816M1-CRV.qld

Last Altered: Friday, August 17, 2018 13:43:14 Pacific Daylight Time
Printed: Friday, August 17, 2018 13:43:42 Pacific Daylight Time

Name: 180816M1_3, Date: 16-Aug-2018, Time: 18:30:00, ID: ST180816M1-2 PFC CS-1 18H0902, Description: PFC CS-1 18H0902

PFBS

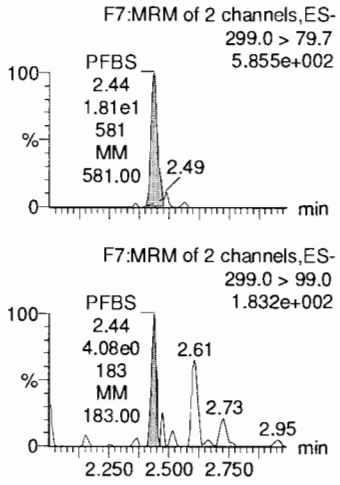

PFHxA

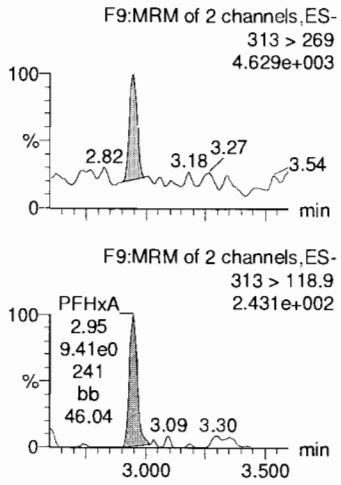

PFHpA

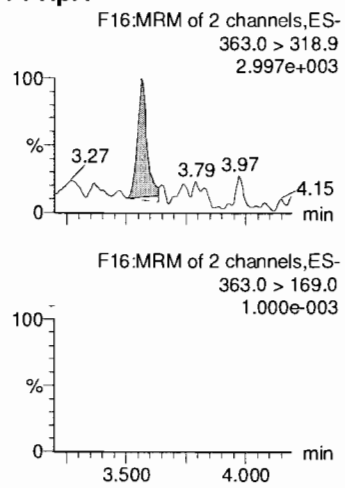

L-PFHxS

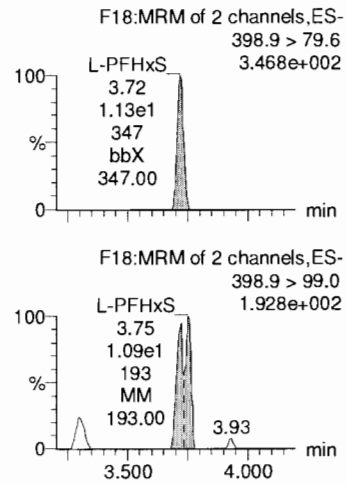

L-PFOA

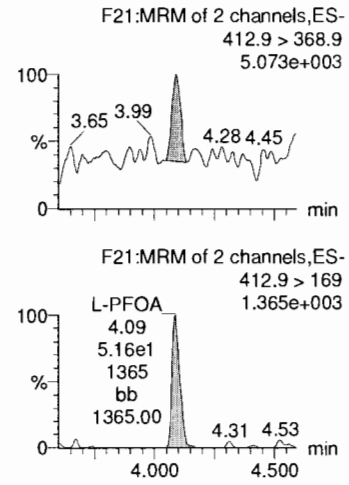

13C3-PFBS

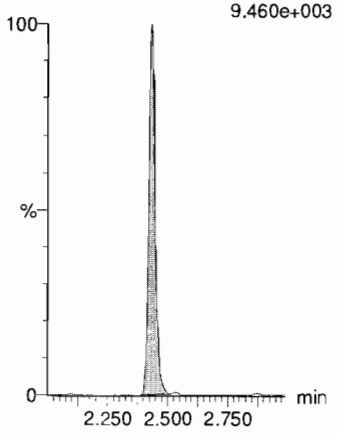

13C2-PFHxA

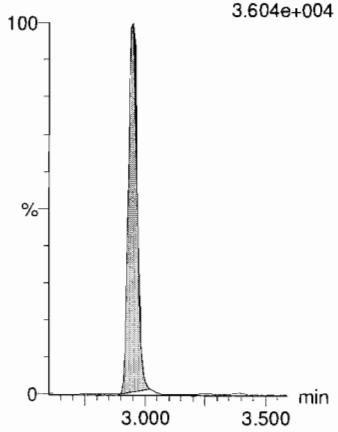

13C4-PFHpA

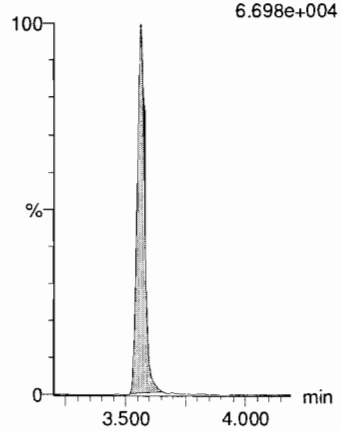

18O2-PFHxS

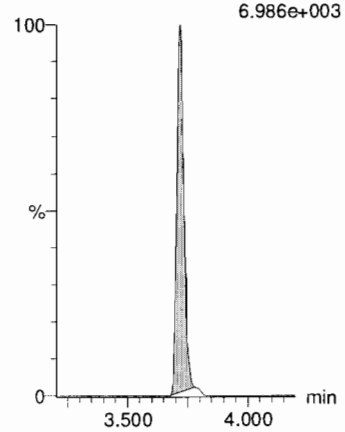

13C2-PFOA

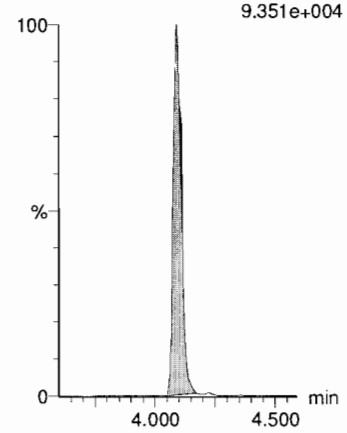

Dataset: F:\Projects\PFAS.PRO\Results\New folder\180816M1-CRV.qld

Last Altered: Friday, August 17, 2018 13:43:14 Pacific Daylight Time
Printed: Friday, August 17, 2018 13:43:42 Pacific Daylight Time

Name: 180816M1_3, Date: 16-Aug-2018, Time: 18:30:00, ID: ST180816M1-2 PFC CS-1 18H0902, Description: PFC CS-1 18H0902

PFNA

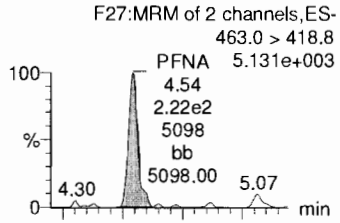

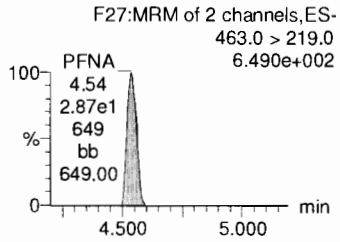

L-PFOS

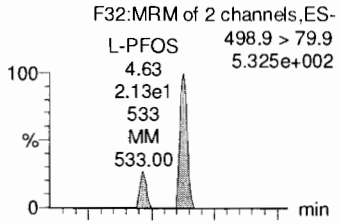

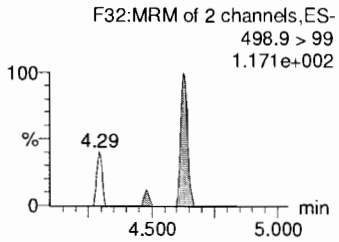

PFDA

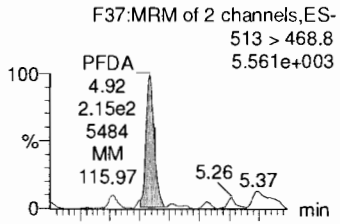

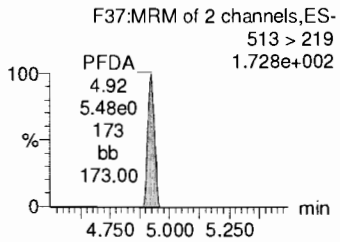

L-MeFOSAA

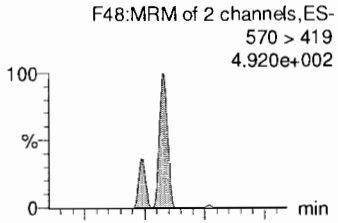

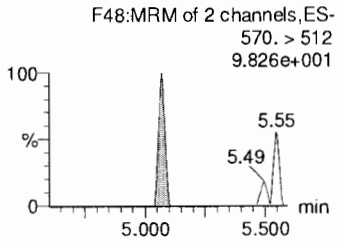

PFUdA

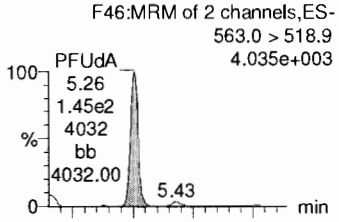

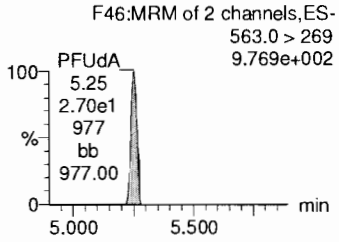

13C5-PFNA

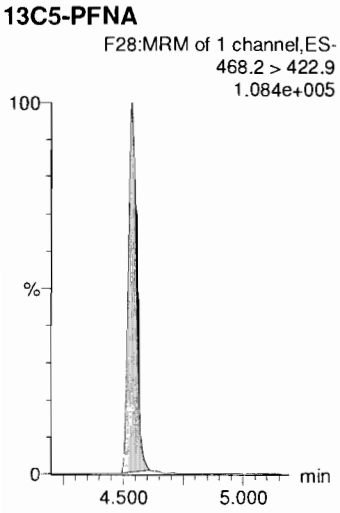

13C8-PFOS

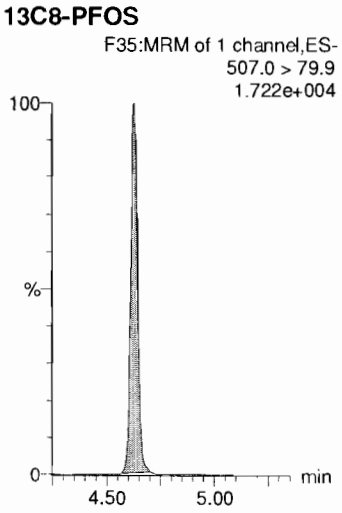

13C2-PFDA

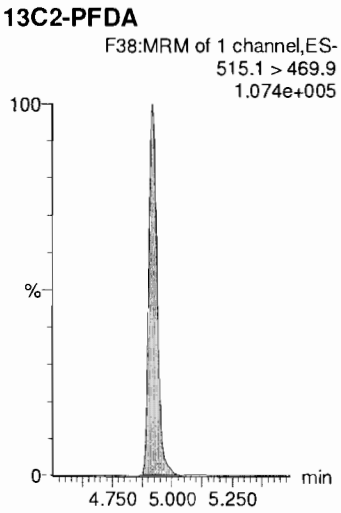

d3-N-MeFOSAA

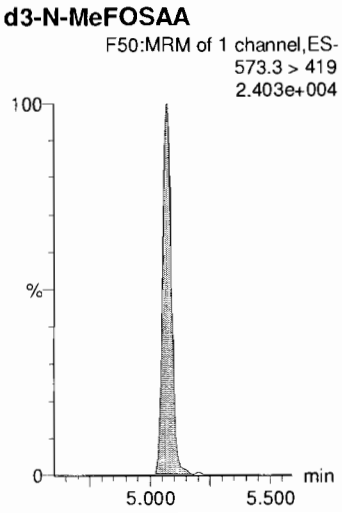

13C2-PFUdA

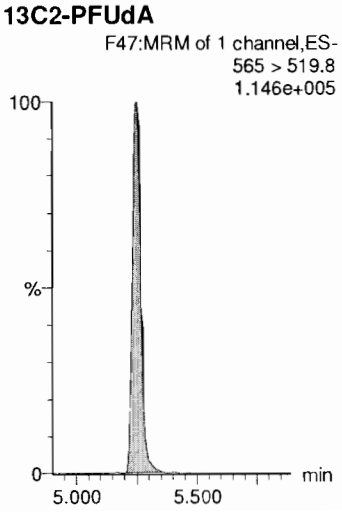

Dataset: F:\Projects\PFAS.PRO\Results\New folder\180816M1-CRV.qld

Last Altered: Friday, August 17, 2018 13:43:14 Pacific Daylight Time
Printed: Friday, August 17, 2018 13:43:42 Pacific Daylight Time

Name: 180816M1_3, Date: 16-Aug-2018, Time: 18:30:00, ID: ST180816M1-2 PFC CS-1 18H0902, Description: PFC CS-1 18H0902

L-EtFOSAA

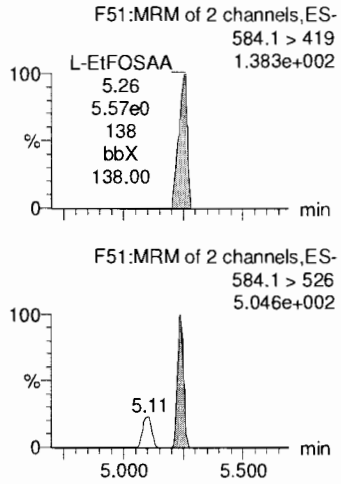

PFTrDA

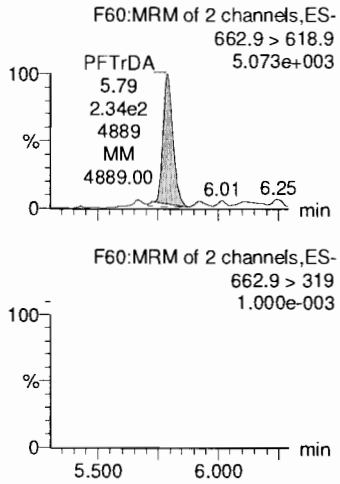

PFDoA

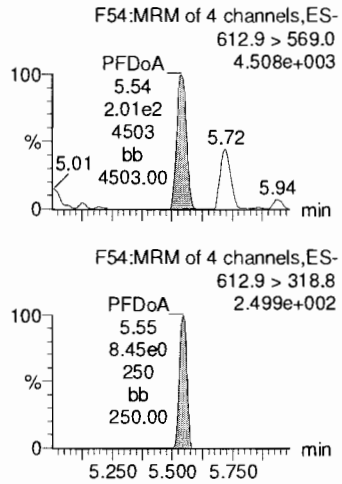

PFTeDA

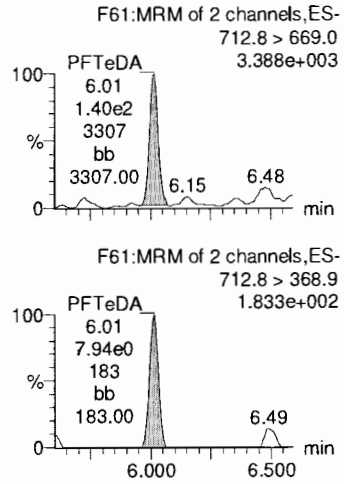

13C5-PFHxA

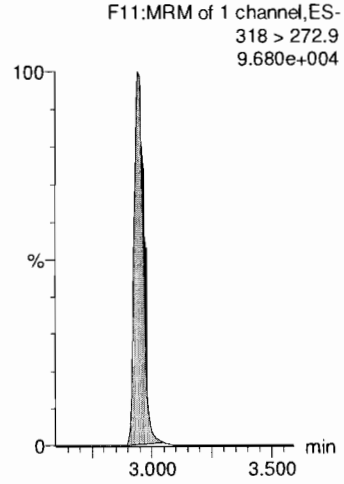

d5-N-EtFOSAA

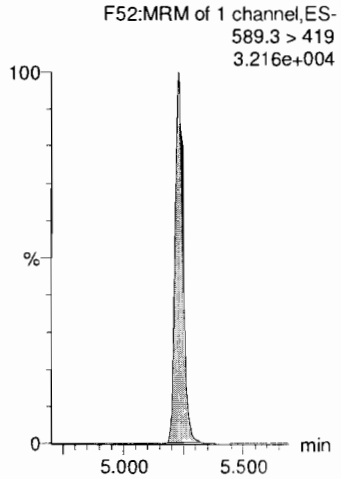

13C2-PFDoA

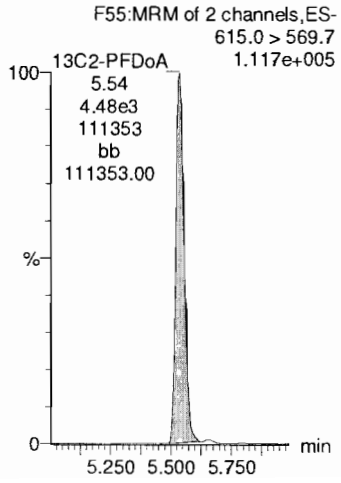

13C2-PFDoA

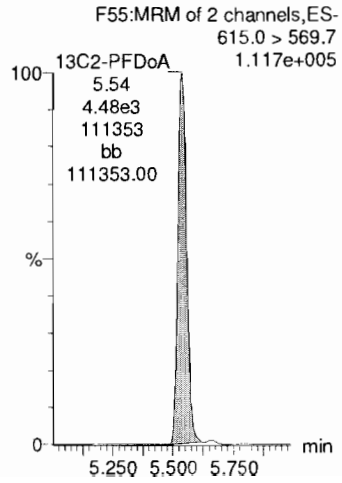

13C2-PFTeDA

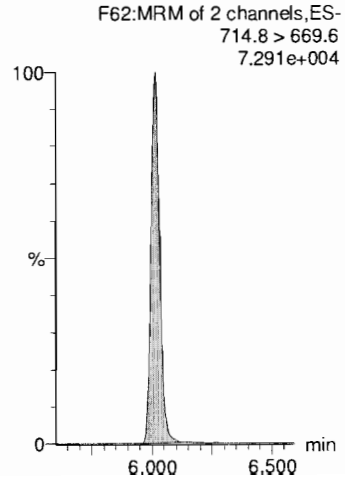

13C8-PFOA

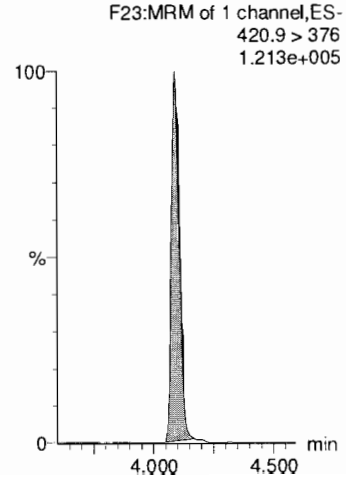

Dataset: F:\Projects\PFAS.PRO\Results\New folder\180816M1-CRV.qld

Last Altered: Friday, August 17, 2018 13:43:14 Pacific Daylight Time
Printed: Friday, August 17, 2018 13:43:42 Pacific Daylight Time

Name: 180816M1_3, Date: 16-Aug-2018, Time: 18:30:00, ID: ST180816M1-2 PFC CS-1 18H0902, Description: PFC CS-1 18H0902

13C3-PFHxS

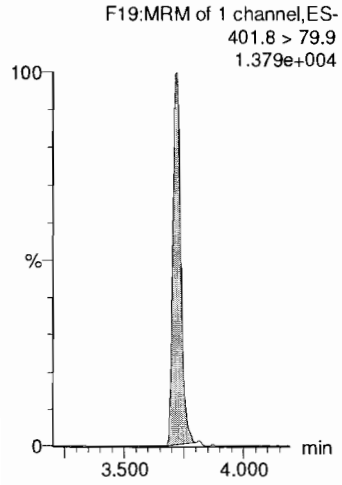

13C9-PFNA

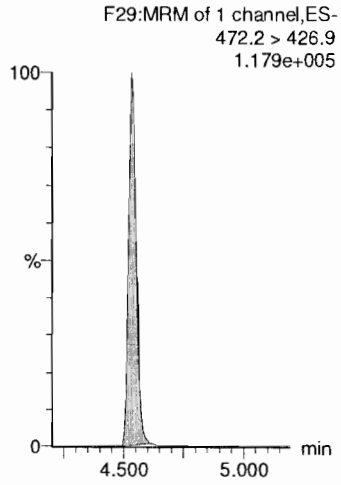

13C4-PFOS

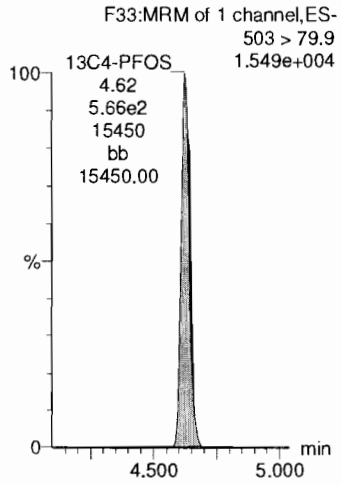

13C6-PFDA

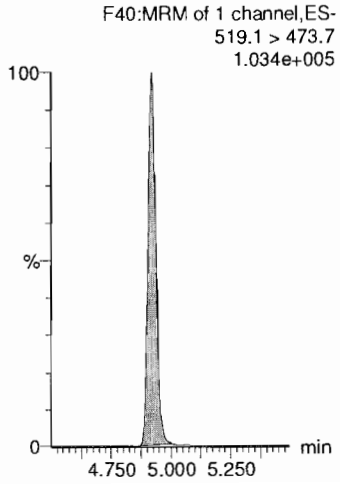

13C7-PFUdA

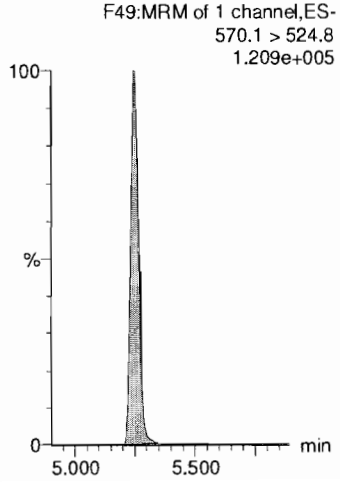

Dataset: F:\Projects\PFAS.PRO\Results\New folder\180816M1-CRV.qld

Last Altered: Friday, August 17, 2018 13:43:14 Pacific Daylight Time
Printed: Friday, August 17, 2018 13:43:42 Pacific Daylight Time

Name: 180816M1_4, Date: 16-Aug-2018, Time: 18:40:46, ID: ST180816M1-3 PFC CS0 18H0903, Description: PFC CS0 18H0903

PFBS

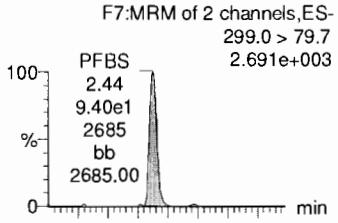

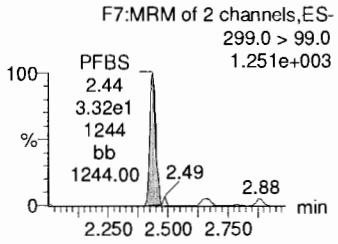

PFHxA

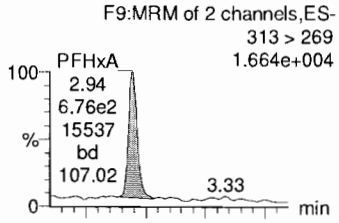

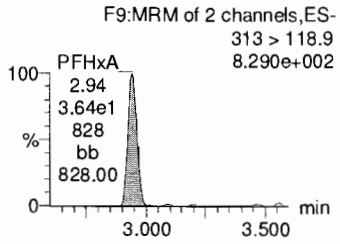

PFHpA

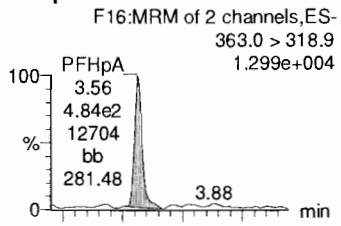

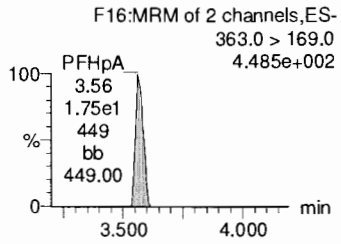

L-PFHxS

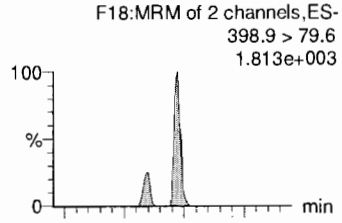

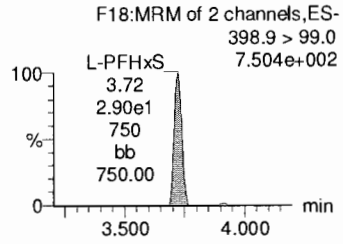

L-PFOA

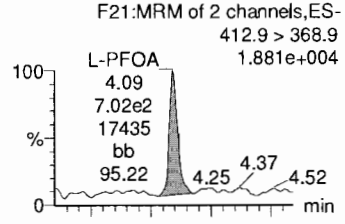

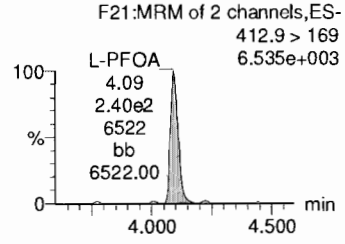

13C3-PFBS

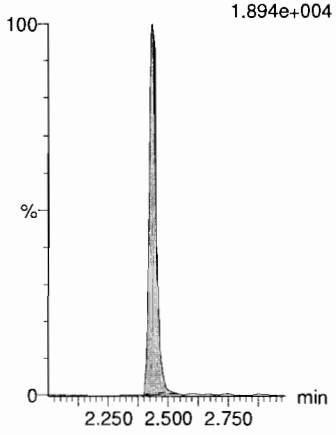

13C2-PFHxA

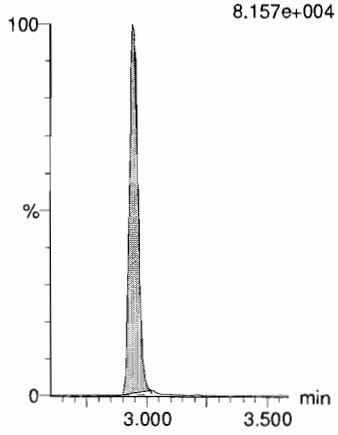

13C4-PFHpA

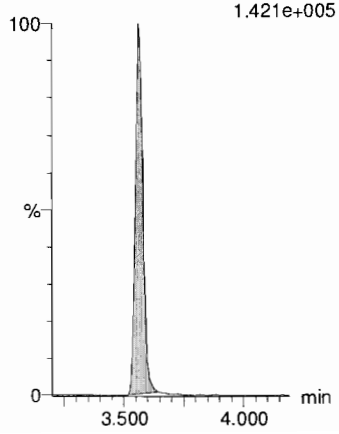

18O2-PFHxS

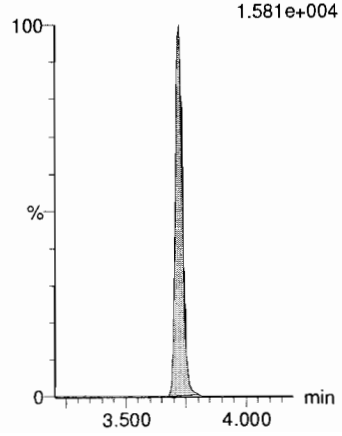

13C2-PFOA

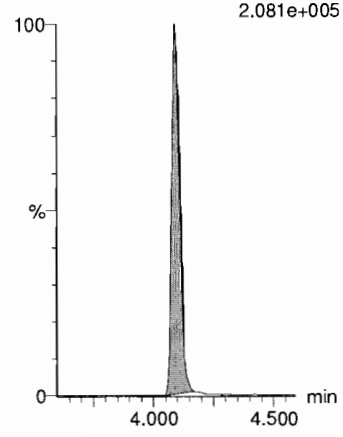

Dataset: F:\Projects\PFAS.PRO\Results\New folder\180816M1-CRV.qld

Last Altered: Friday, August 17, 2018 13:43:14 Pacific Daylight Time
Printed: Friday, August 17, 2018 13:43:42 Pacific Daylight Time

Name: 180816M1_4, Date: 16-Aug-2018, Time: 18:40:46, ID: ST180816M1-3 PFC CS0 18H0903, Description: PFC CS0 18H0903

PFNA

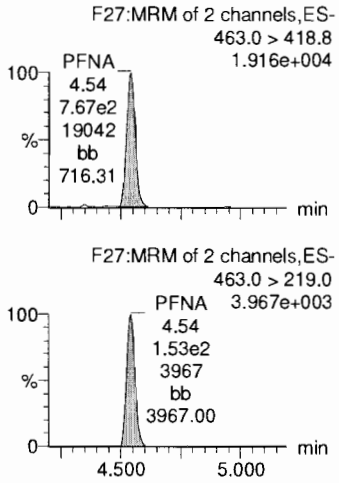

L-PFOS

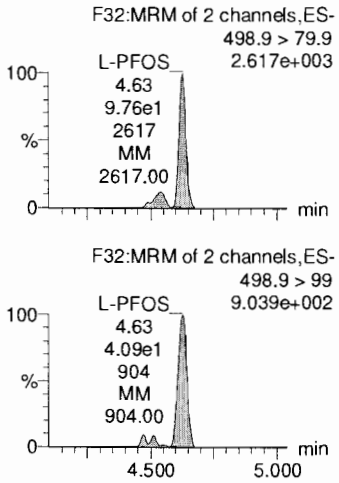

PFDA

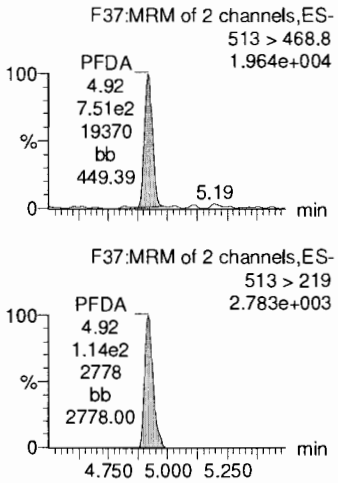

L-MeFOSAA

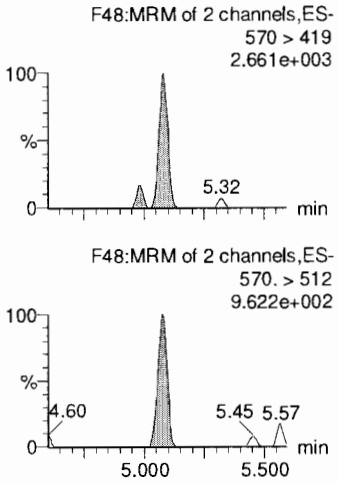

PFUdA

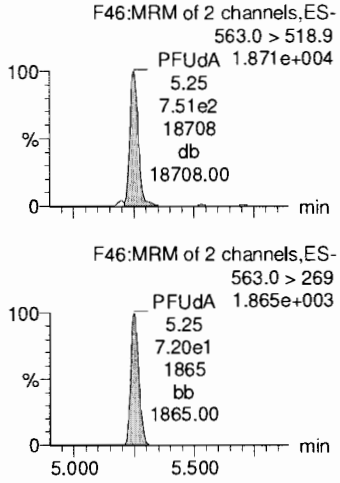

13C5-PFNA

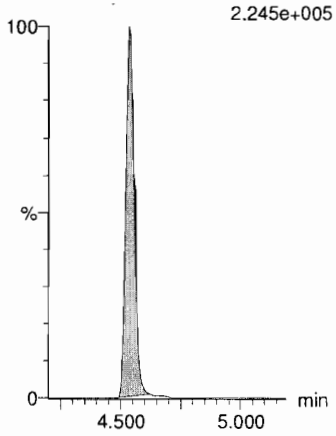

13C8-PFOS



13C2-PFDA

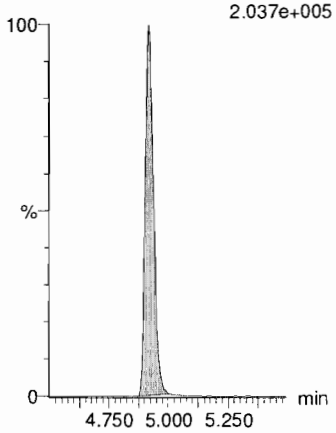

d3-N-MeFOSAA

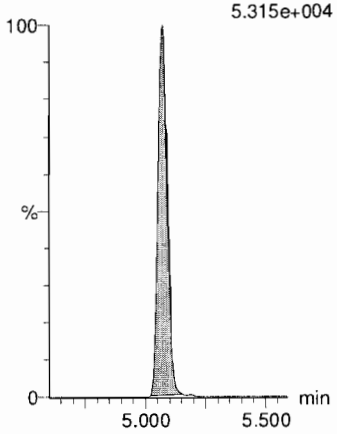

13C2-PFUdA

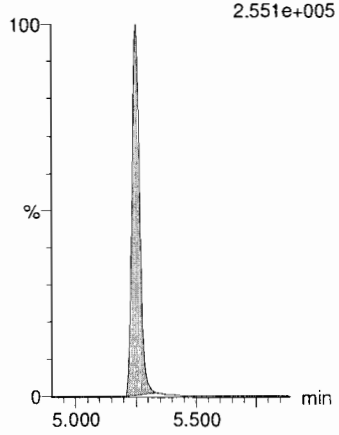

Dataset: F:\Projects\PFAS.PRO\Results\New folder\180816M1-CRV.qld

Last Altered: Friday, August 17, 2018 13:43:14 Pacific Daylight Time
Printed: Friday, August 17, 2018 13:43:42 Pacific Daylight Time

Name: 180816M1_4, Date: 16-Aug-2018, Time: 18:40:46, ID: ST180816M1-3 PFC CS0 18H0903, Description: PFC CS0 18H0903

L-EtFOSAA

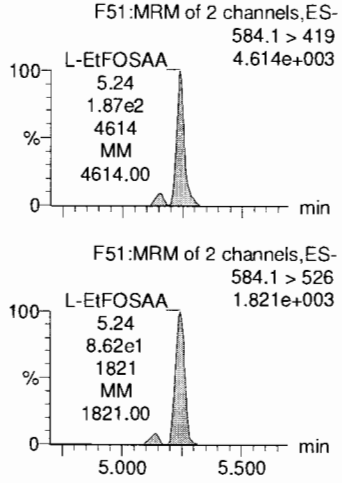

PFTrDA

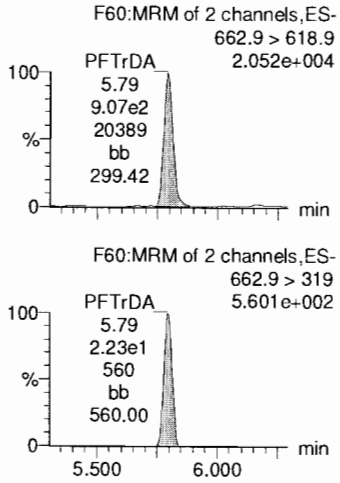

PFDoA

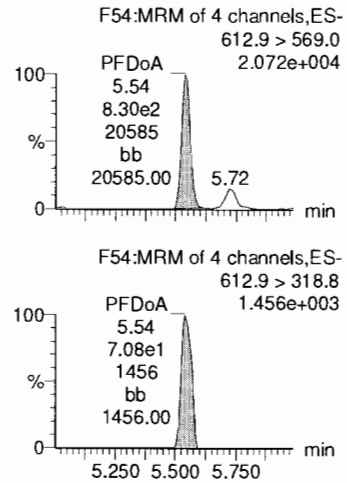

PFTeDA

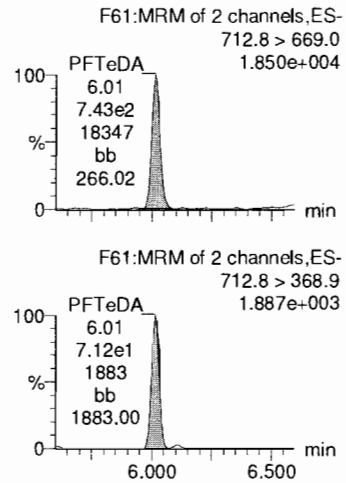

13C5-PFHxA

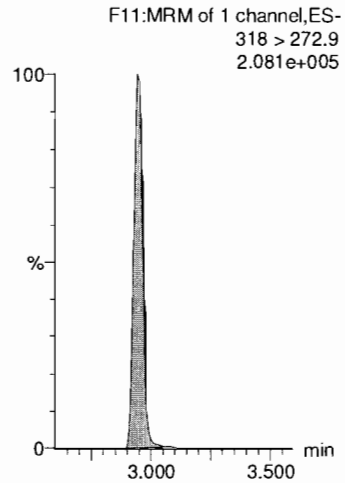

d5-N-EtFOSAA

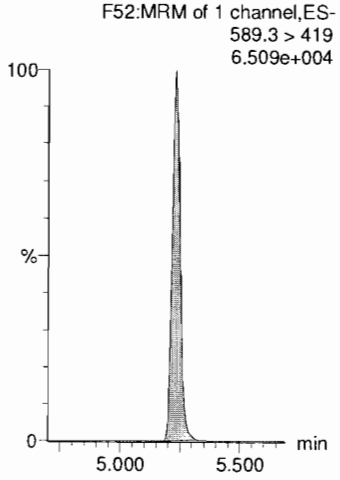

13C2-PFDoA

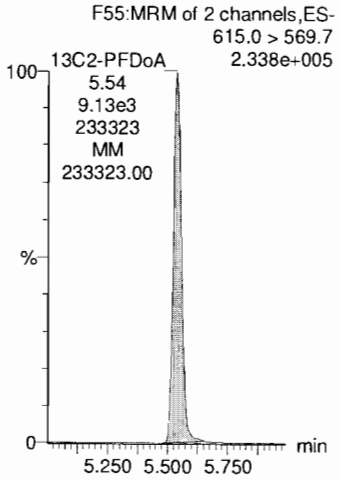

13C2-PFDoA

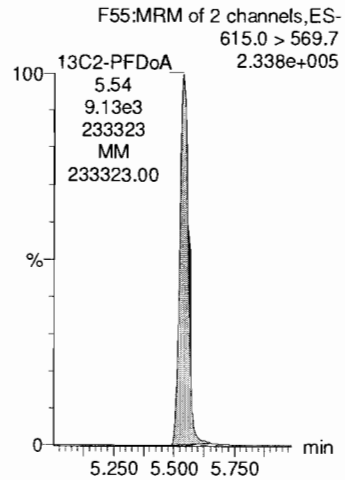

13C2-PFTeDA

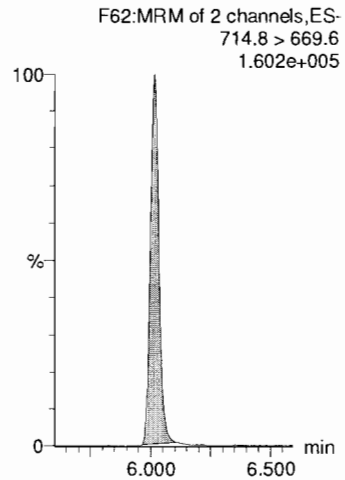

13C8-PFOA

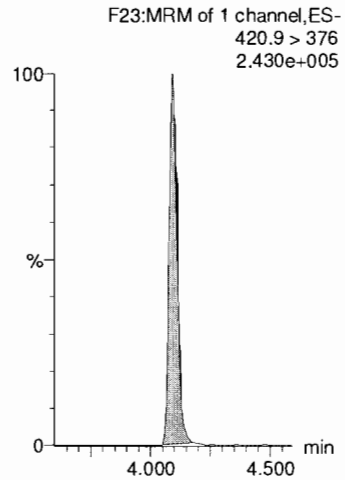

Dataset: F:\Projects\PFAS.PRO\Results\New folder\180816M1-CRV.qld

Last Altered: Friday, August 17, 2018 13:43:14 Pacific Daylight Time
Printed: Friday, August 17, 2018 13:43:42 Pacific Daylight Time

Name: 180816M1_4, Date: 16-Aug-2018, Time: 18:40:46, ID: ST180816M1-3 PFC CS0 18H0903, Description: PFC CS0 18H0903

13C3-PFHxS

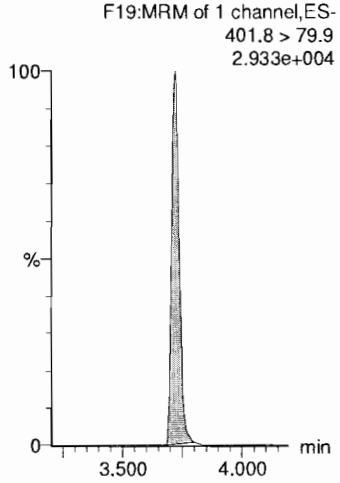

13C9-PFNA

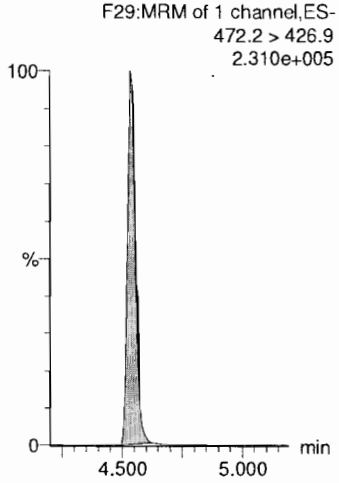

13C4-PFOS

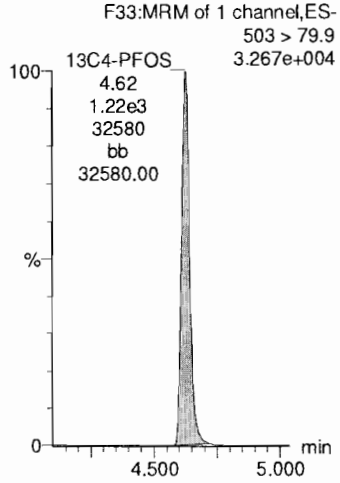

13C6-PFDA

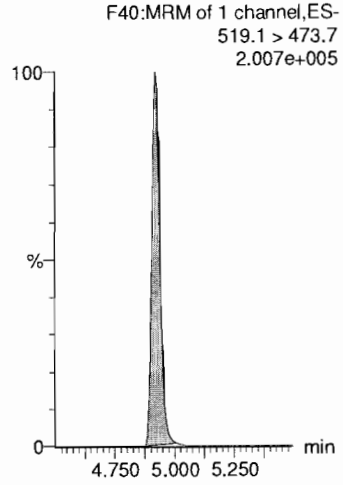

13C7-PFUdA

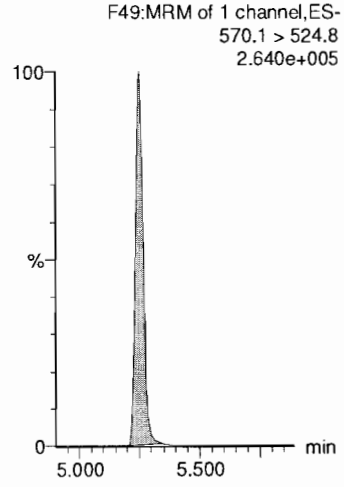

Dataset: F:\Projects\PFAS.PRO\Results\New folder\180816M1-CRV.qld

Last Altered: Friday, August 17, 2018 13:43:14 Pacific Daylight Time
Printed: Friday, August 17, 2018 13:43:42 Pacific Daylight Time

Name: 180816M1_5, Date: 16-Aug-2018, Time: 18:51:29, ID: ST180816M1-4 PFC CS1 18H0904, Description: PFC CS1 18H0904

PFBS

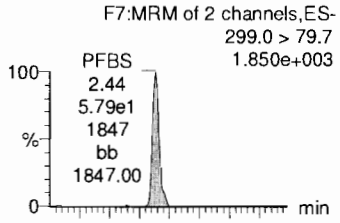

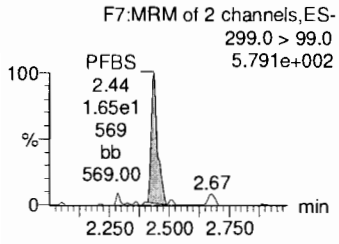

PFHxA

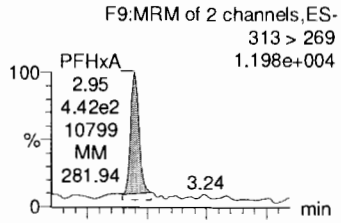

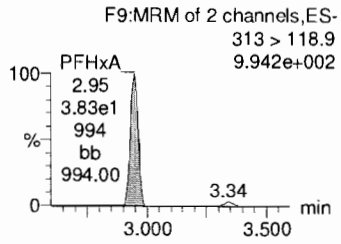

PFHpA

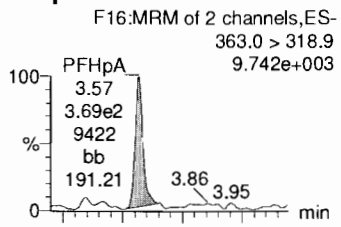

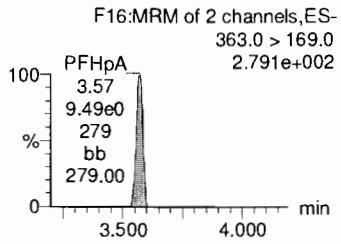

L-PFHxS

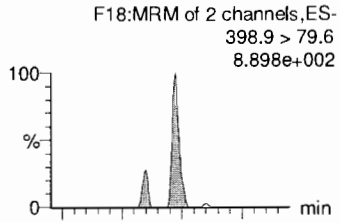

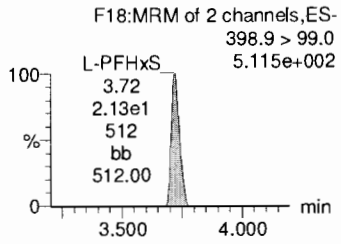

L-PFOA

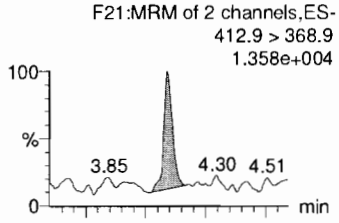

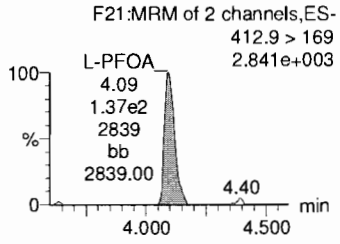

13C3-PFBS

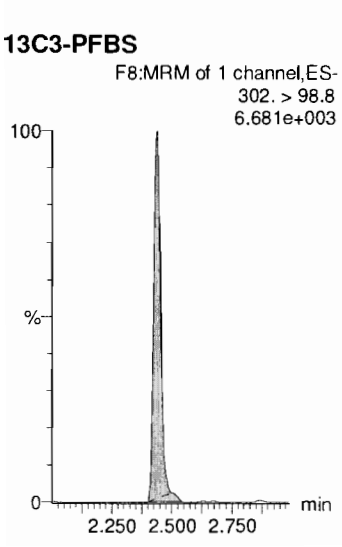

13C2-PFHxA

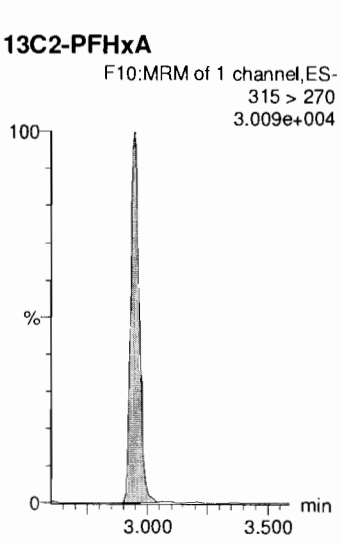

13C4-PFHpA

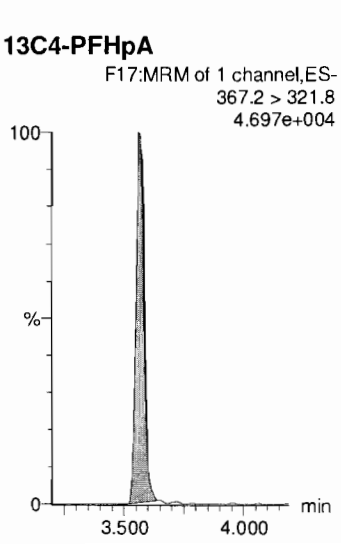

18O2-PFHxS

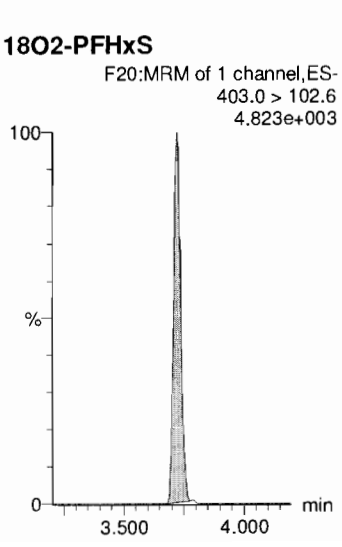

13C2-PFOA

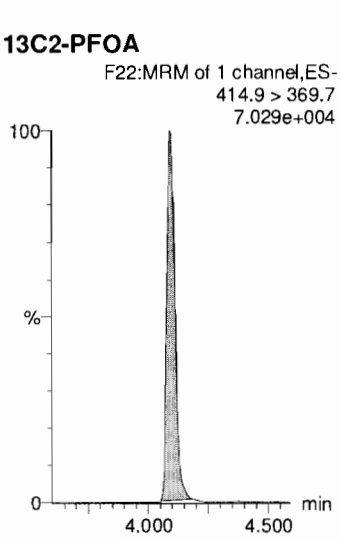

Dataset: F:\Projects\PFAS.PRO\Results\New folder\180816M1-CRV.qld

Last Altered: Friday, August 17, 2018 13:43:14 Pacific Daylight Time
Printed: Friday, August 17, 2018 13:43:42 Pacific Daylight Time

Name: 180816M1_5, Date: 16-Aug-2018, Time: 18:51:29, ID: ST180816M1-4 PFC CS1 18H0904, Description: PFC CS1 18H0904

PFNA

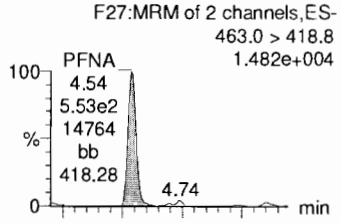

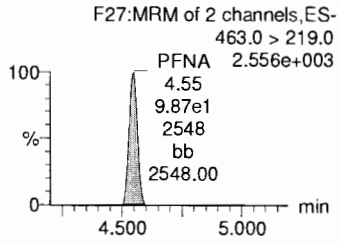

L-PFOS

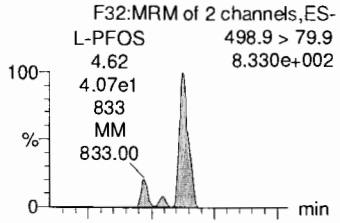

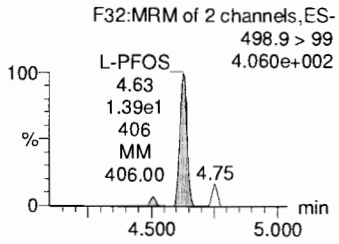

PFDA

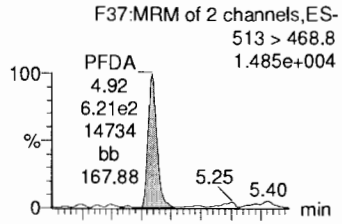

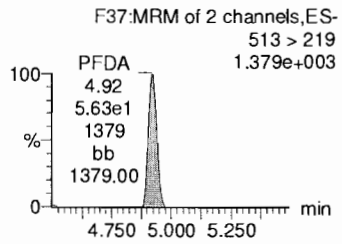

L-MeFOSAA

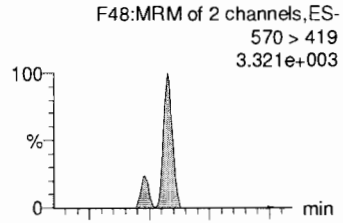

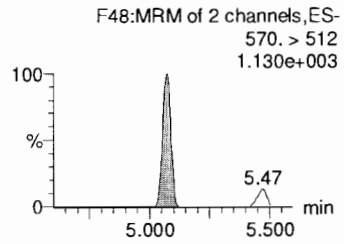

PFUdA

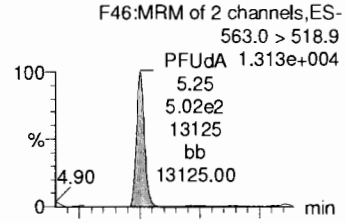

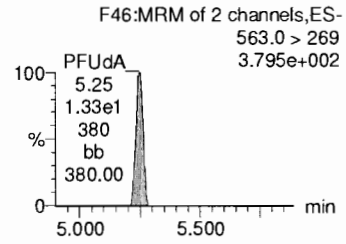

13C5-PFNA

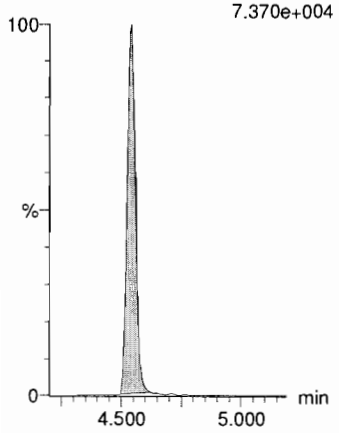

13C8-PFOS



13C2-PFDA

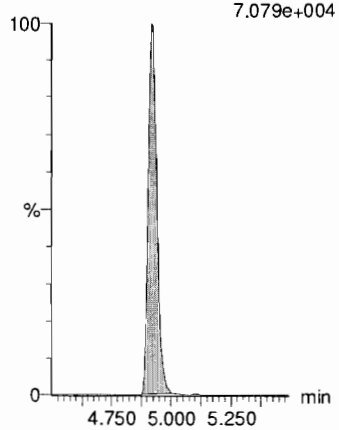

d3-N-MeFOSAA

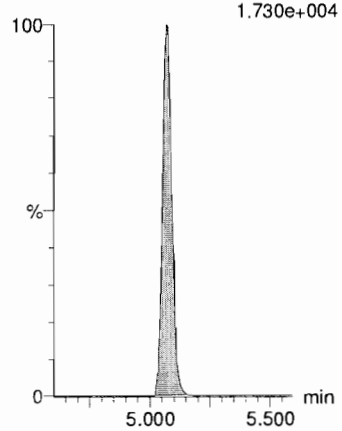

13C2-PFUdA

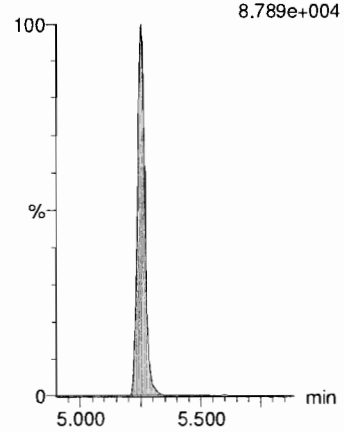

Dataset: F:\Projects\PFAS.PRO\Results\New folder\180816M1-CRV.qld

Last Altered: Friday, August 17, 2018 13:43:14 Pacific Daylight Time
Printed: Friday, August 17, 2018 13:43:42 Pacific Daylight Time

Name: 180816M1_5, Date: 16-Aug-2018, Time: 18:51:29, ID: ST180816M1-4 PFC CS1 18H0904, Description: PFC CS1 18H0904

L-EtFOSAA

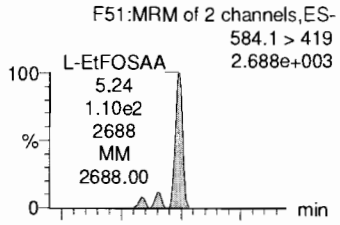

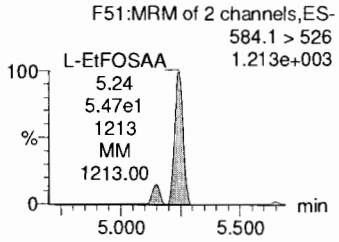

PFTrDA

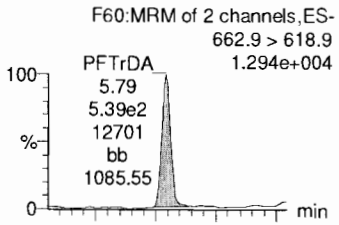

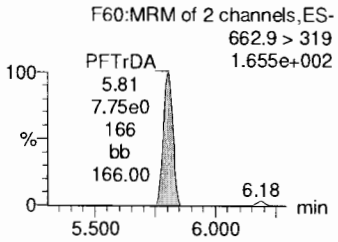

PFDoA

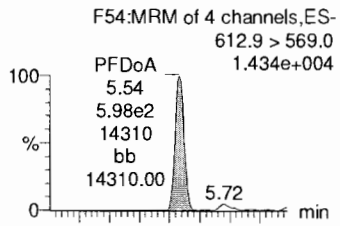

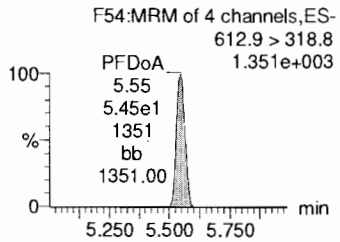

PFTeDA

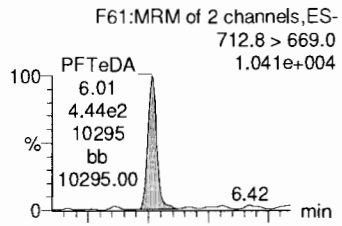

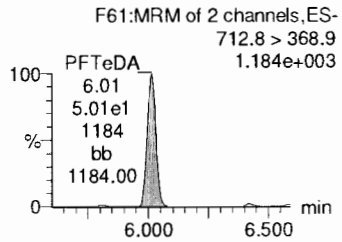

13C5-PFHxA

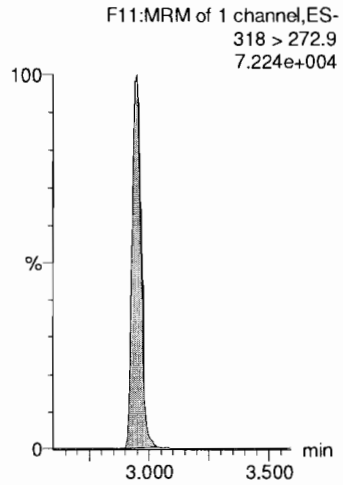

d5-N-EtFOSAA

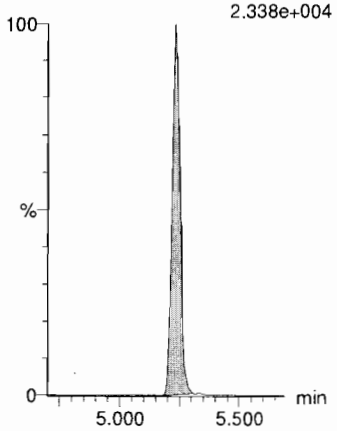

13C2-PFDoA

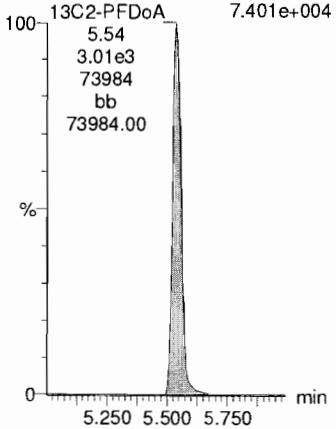

13C2-PFDoA

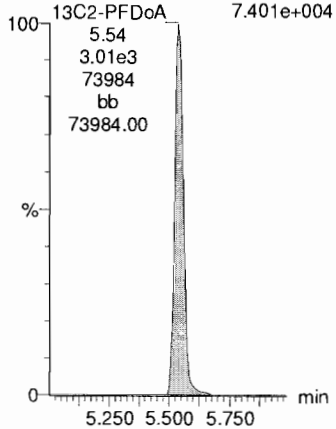

13C2-PFTeDA

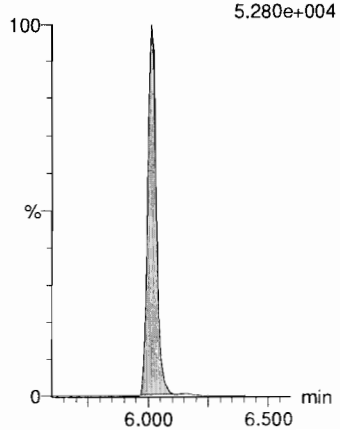

13C8-PFOA

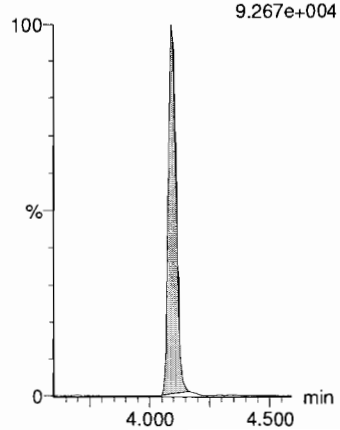

Dataset: F:\Projects\PFAS.PRO\Results\New folder\180816M1-CRV.qld

Last Altered: Friday, August 17, 2018 13:43:14 Pacific Daylight Time
Printed: Friday, August 17, 2018 13:43:42 Pacific Daylight Time

Name: 180816M1_5, Date: 16-Aug-2018, Time: 18:51:29, ID: ST180816M1-4 PFC CS1 18H0904, Description: PFC CS1 18H0904

13C3-PFHxS

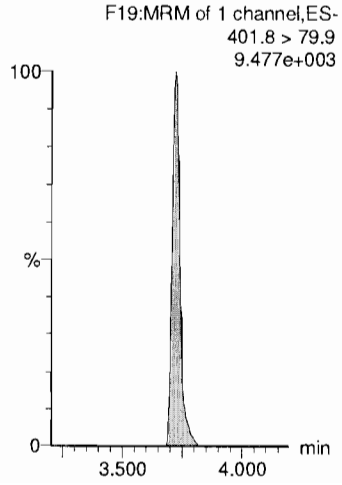

13C9-PFNA

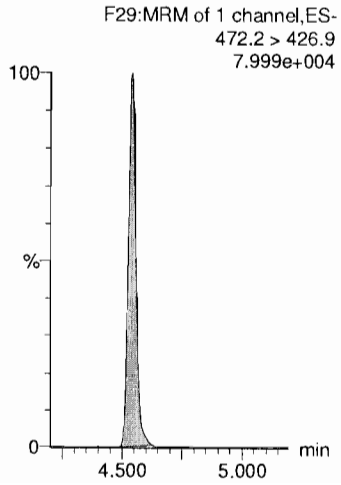

13C4-PFOS

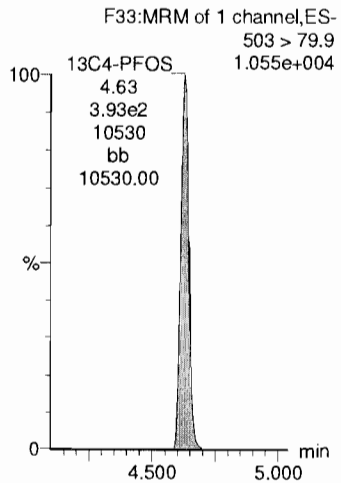

13C6-PFDA

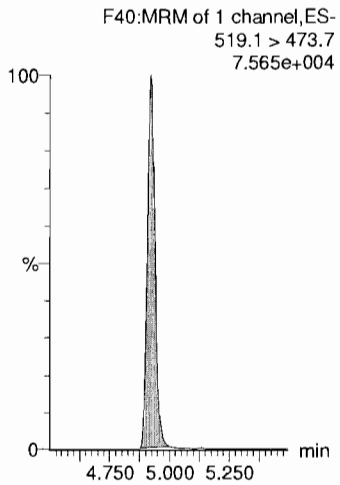

13C7-PFUdA

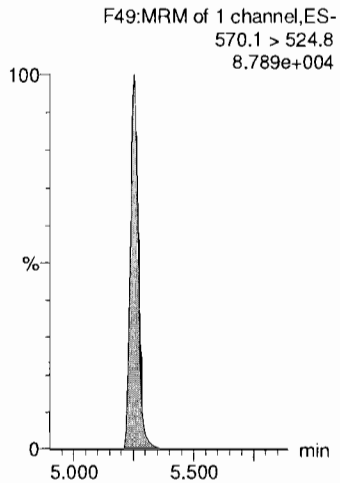

Dataset: F:\Projects\PFAS.PRO\Results\New folder\180816M1-CRV.qld

Last Altered: Friday, August 17, 2018 13:43:14 Pacific Daylight Time
Printed: Friday, August 17, 2018 13:43:42 Pacific Daylight Time

Name: 180816M1_6, Date: 16-Aug-2018, Time: 19:02:14, ID: ST180816M1-5 PFC CS2 18H0905, Description: PFC CS2 18H0905

PFBS

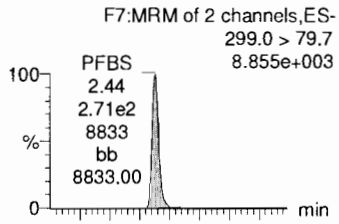

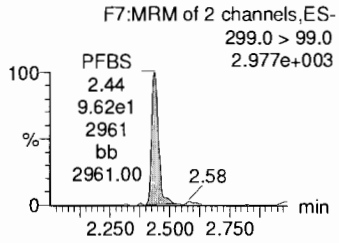

PFHxA

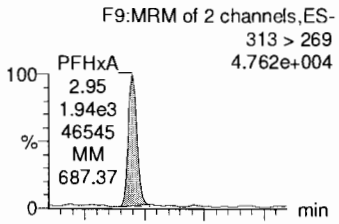

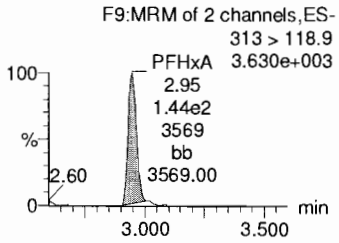

PFHpA

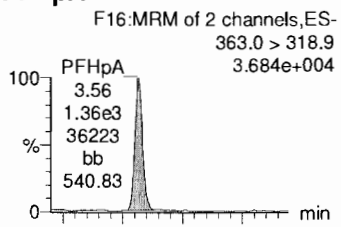

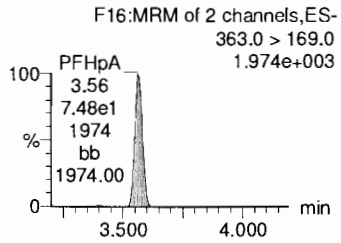

L-PFHxS

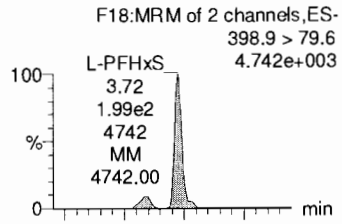

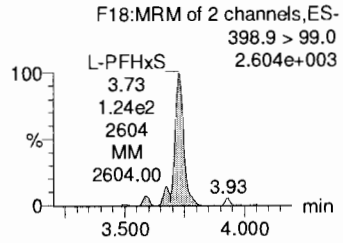

L-PFOA

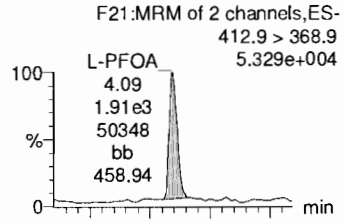

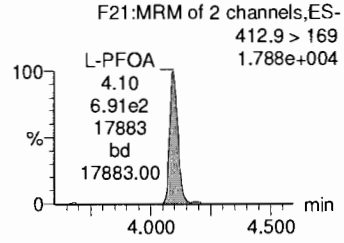

13C3-PFBS

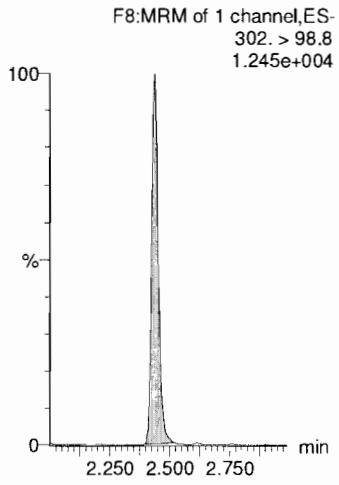

13C2-PFHxA

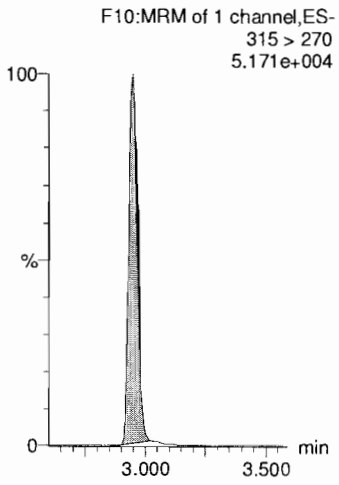

13C4-PFHpA

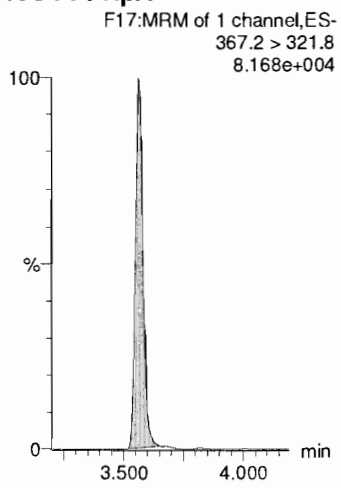

18O2-PFHxS

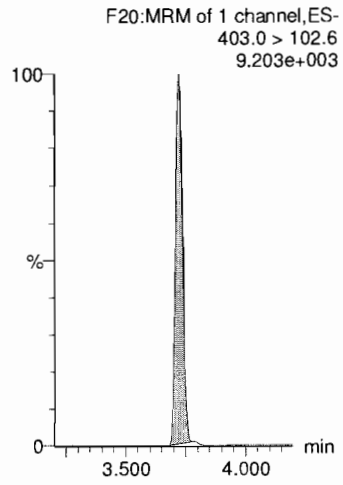

13C2-PFOA

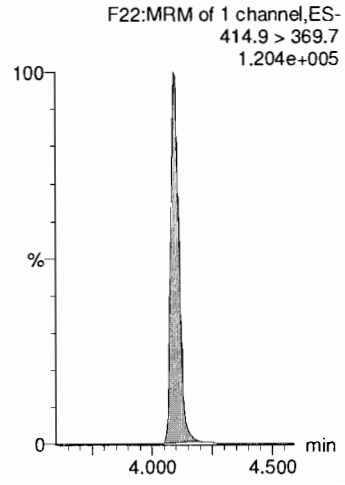

Dataset: F:\Projects\PFAS.PRO\Results\New folder\180816M1-CRV.qld

Last Altered: Friday, August 17, 2018 13:43:14 Pacific Daylight Time
Printed: Friday, August 17, 2018 13:43:42 Pacific Daylight Time

Name: 180816M1_6, Date: 16-Aug-2018, Time: 19:02:14, ID: ST180816M1-5 PFC CS2 18H0905, Description: PFC CS2 18H0905

PFNA

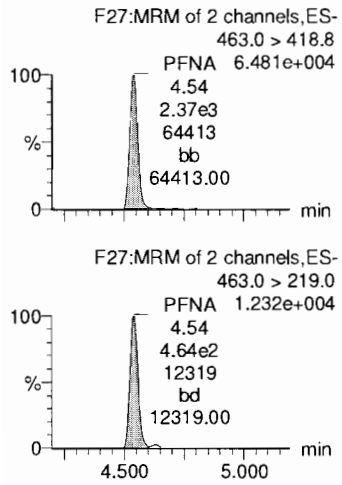

L-PFOS

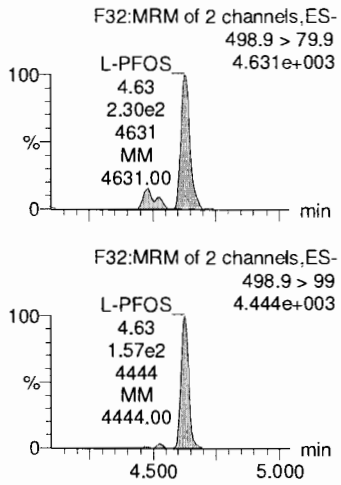

PFDA

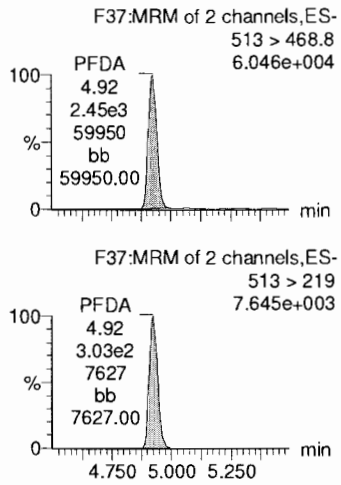

L-MeFOSAA

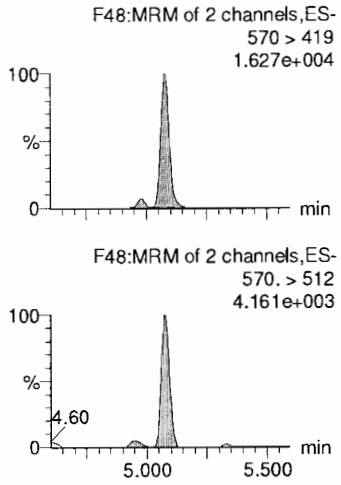

PFUdA

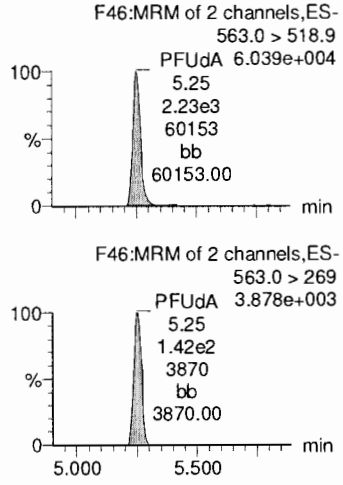

13C5-PFNA

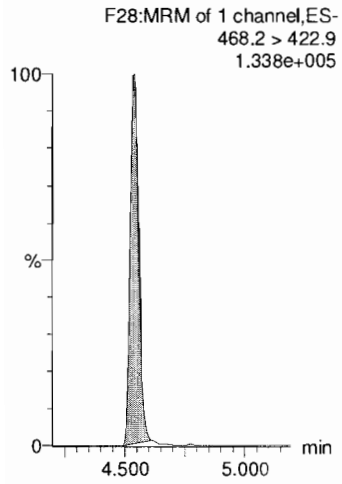

13C8-PFOS

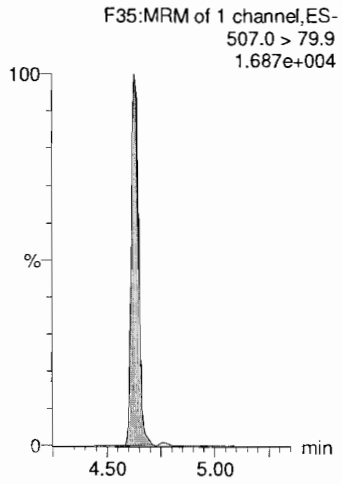

13C2-PFDA

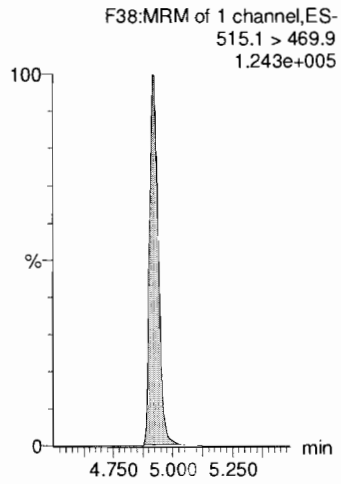

d3-N-MeFOSAA

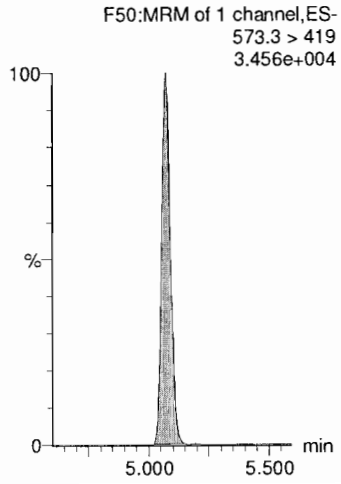

13C2-PFUdA

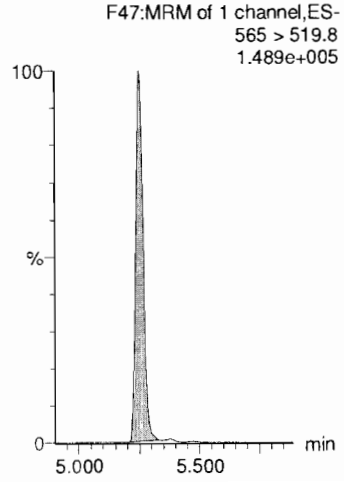

Dataset: F:\Projects\PFAS.PRO\Results\New folder\180816M1-CRV.qld

Last Altered: Friday, August 17, 2018 13:43:14 Pacific Daylight Time
Printed: Friday, August 17, 2018 13:43:42 Pacific Daylight Time

Name: 180816M1_6, Date: 16-Aug-2018, Time: 19:02:14, ID: ST180816M1-5 PFC CS2 18H0905, Description: PFC CS2 18H0905

L-EtFOSAA

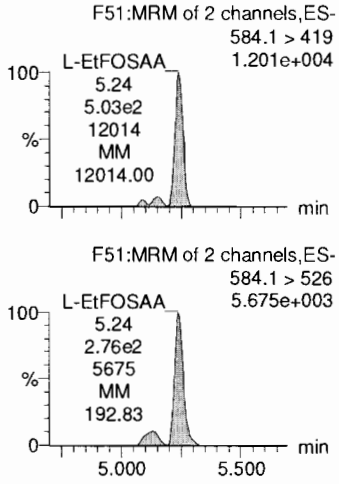

PFTrDA

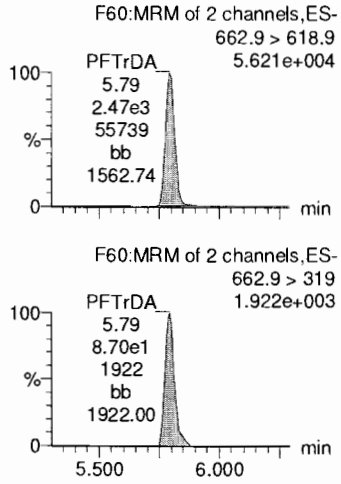

PFDoA

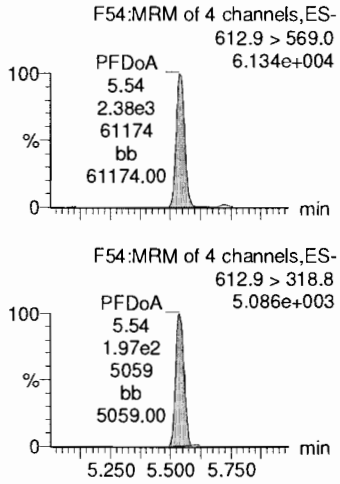

PFTeDA

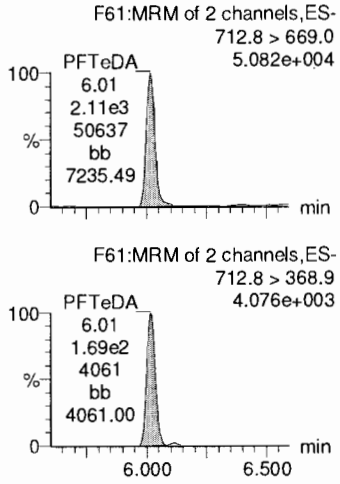

13C5-PFHxA

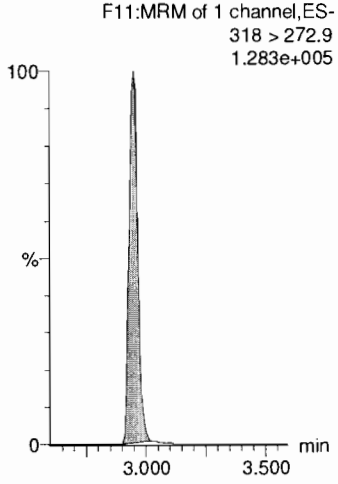

d5-N-EtFOSAA

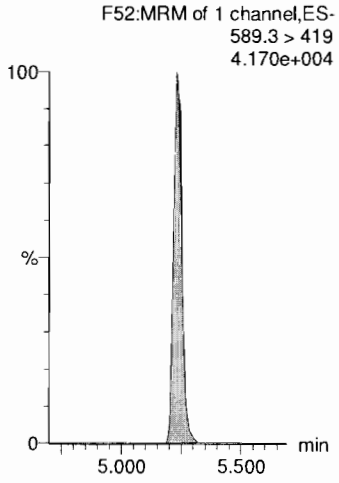

13C2-PFDoA

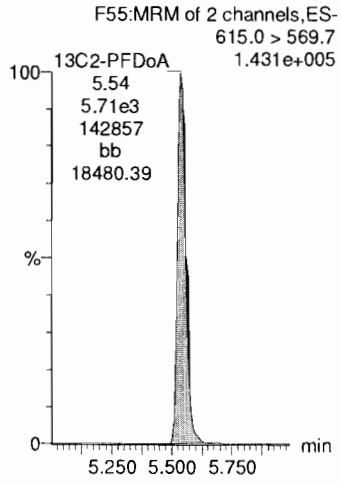

13C2-PFDoA

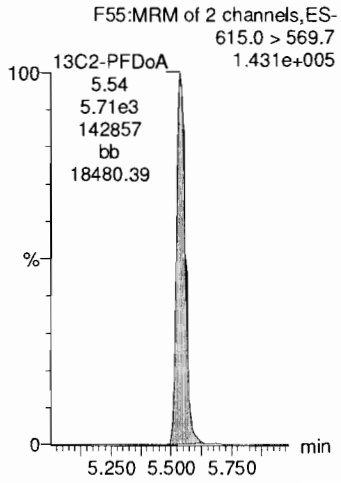

13C2-PFTeDA

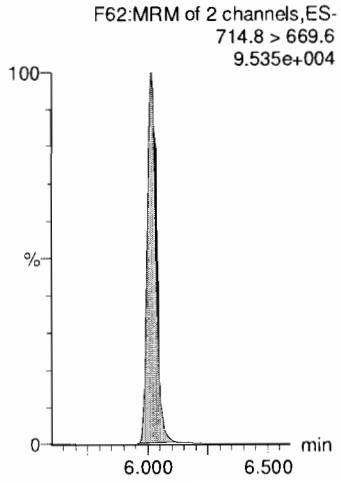

13C8-PFOA

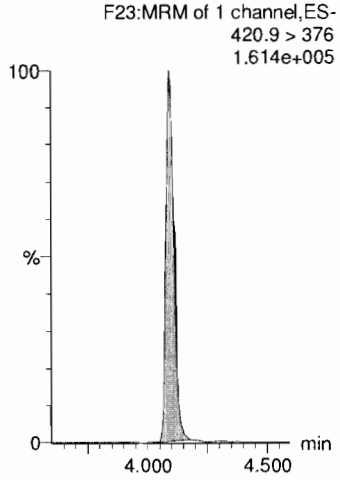

Dataset: F:\Projects\PFAS.PRO\Results\New folder\180816M1-CRV.qld

Last Altered: Friday, August 17, 2018 13:43:14 Pacific Daylight Time
Printed: Friday, August 17, 2018 13:43:42 Pacific Daylight Time

Name: 180816M1_6, Date: 16-Aug-2018, Time: 19:02:14, ID: ST180816M1-5 PFC CS2 18H0905, Description: PFC CS2 18H0905

13C3-PFHxS

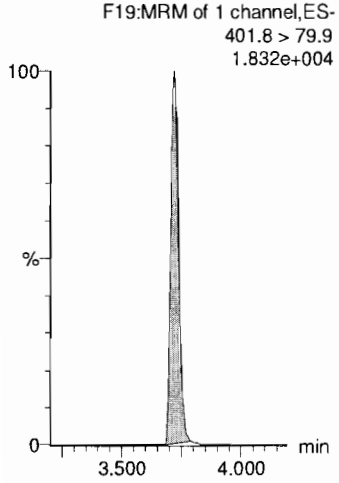

13C9-PFNA

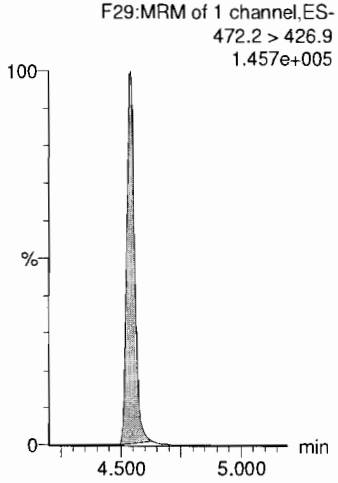

13C4-PFOS

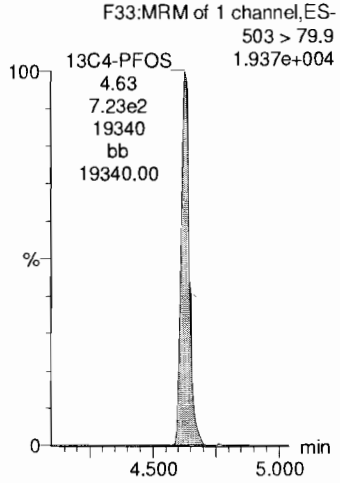

13C6-PFDA

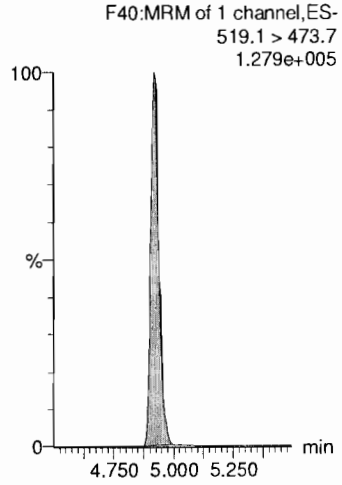

13C7-PFUdA

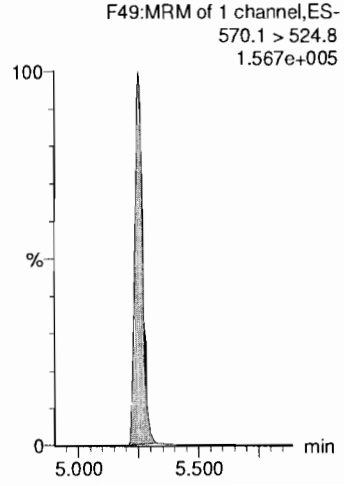

Dataset: F:\Projects\PFAS.PRO\Results\New folder\180816M1-CRV.qld

Last Altered: Friday, August 17, 2018 13:43:14 Pacific Daylight Time
Printed: Friday, August 17, 2018 13:43:42 Pacific Daylight Time

Name: 180816M1_7, Date: 16-Aug-2018, Time: 19:12:54, ID: ST180816M1-6 PFC CS3 18H0906, Description: PFC CS3 18H0906

PFBS

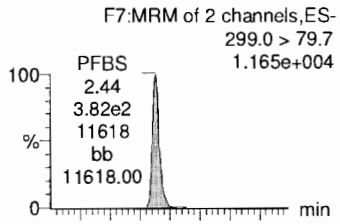

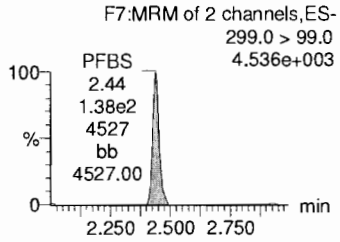

PFHxA

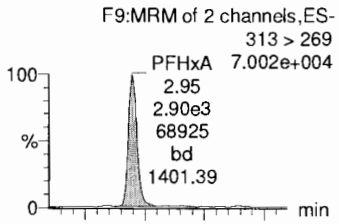

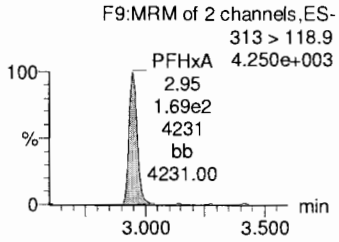

PFHpA

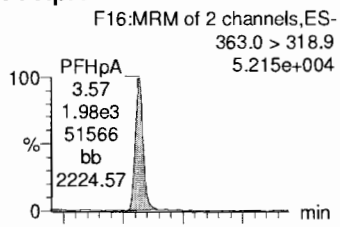

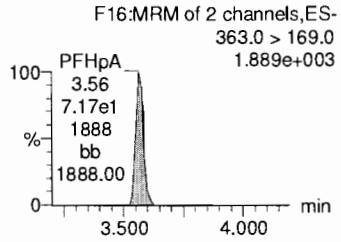

L-PFHxS

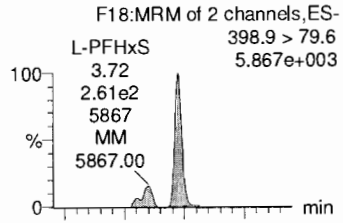

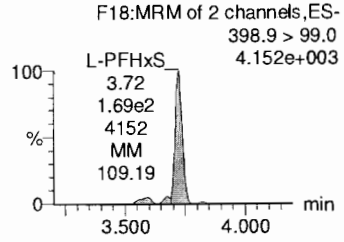

L-PFOA

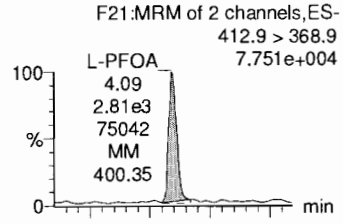

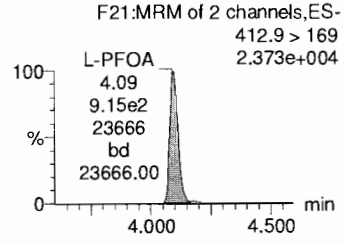

13C3-PFBS

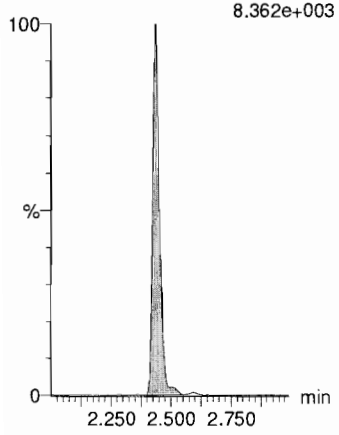

13C2-PFHxA

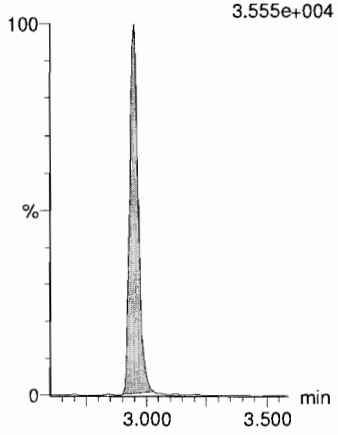

13C4-PFHpA

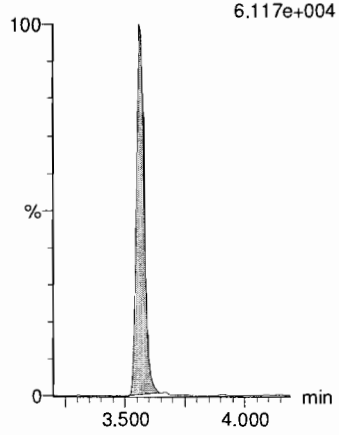

18O2-PFHxS

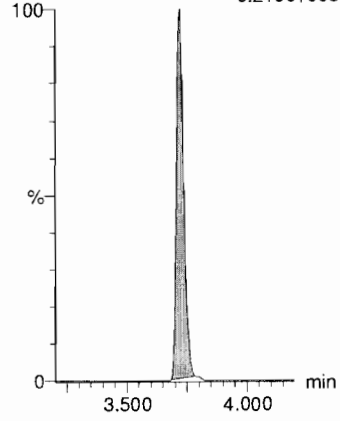

13C2-PFOA

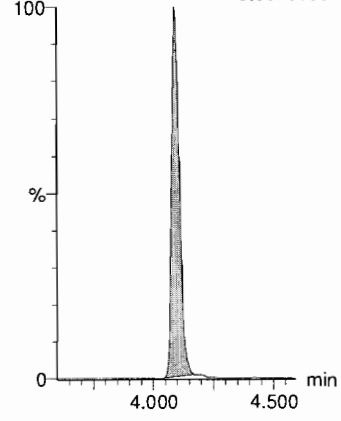

Dataset: F:\Projects\PFAS.PRO\Results\New folder\180816M1-CRV.qld

Last Altered: Friday, August 17, 2018 13:43:14 Pacific Daylight Time
Printed: Friday, August 17, 2018 13:43:42 Pacific Daylight Time

Name: 180816M1_7, Date: 16-Aug-2018, Time: 19:12:54, ID: ST180816M1-6 PFC CS3 18H0906, Description: PFC CS3 18H0906

PFNA

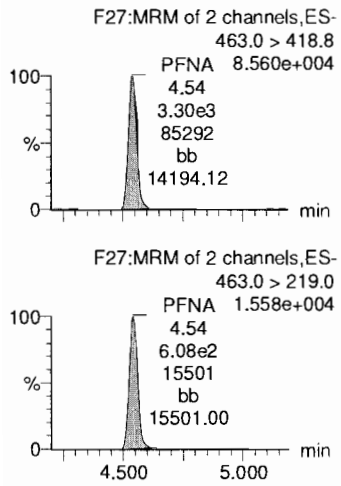

L-PFOS

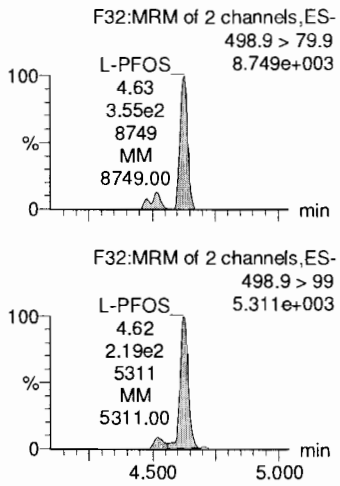

PFDA

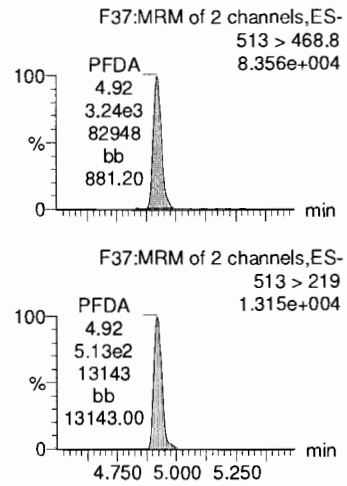

L-MeFOSAA

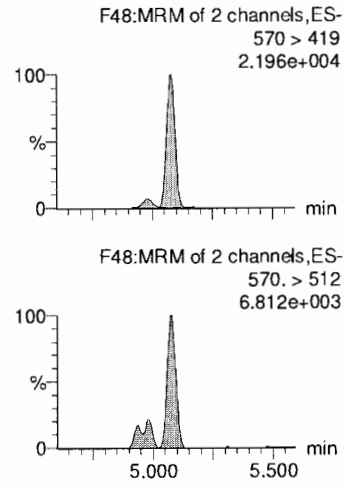

PFUdA

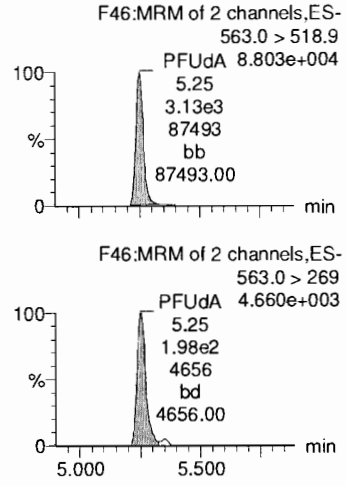

13C5-PFNA

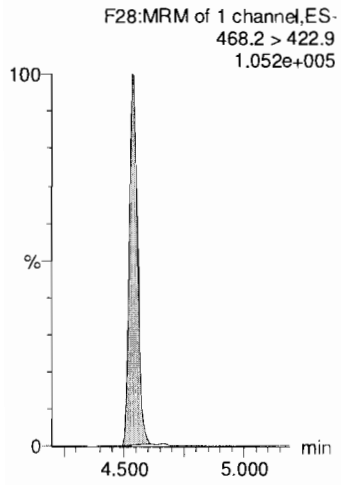

13C8-PFOS

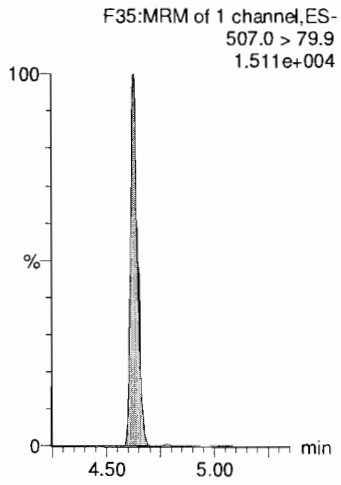

13C2-PFDA

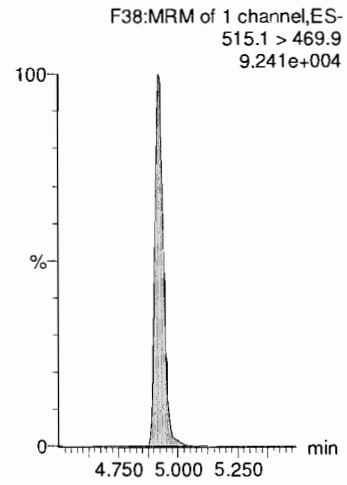

d3-N-MeFOSAA

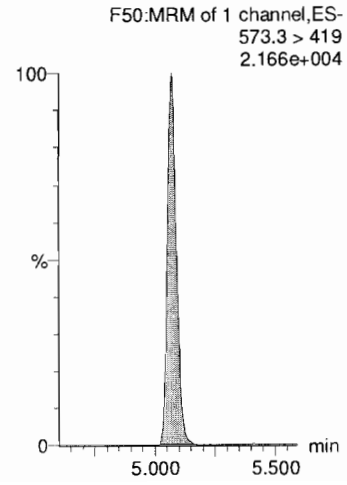

13C2-PFUdA

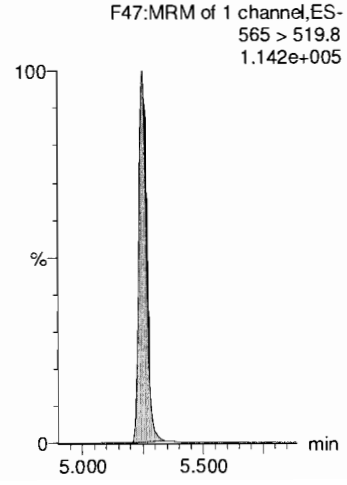

Dataset: F:\Projects\PFAS.PRO\Results\New folder\180816M1-CRV.qld

Last Altered: Friday, August 17, 2018 13:43:14 Pacific Daylight Time
Printed: Friday, August 17, 2018 13:43:42 Pacific Daylight Time

Name: 180816M1_7, Date: 16-Aug-2018, Time: 19:12:54, ID: ST180816M1-6 PFC CS3 18H0906, Description: PFC CS3 18H0906

L-EtFOSAA

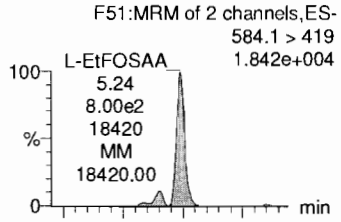

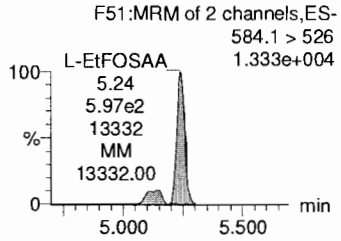

PFTrDA

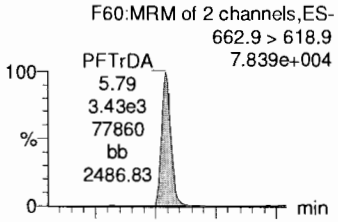

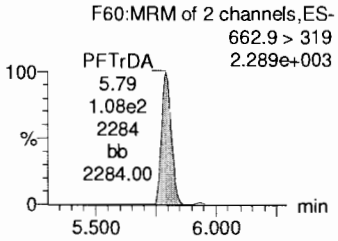

PFDoA

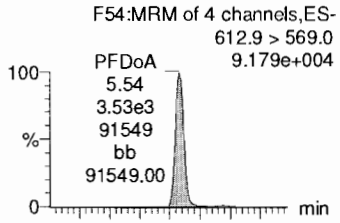

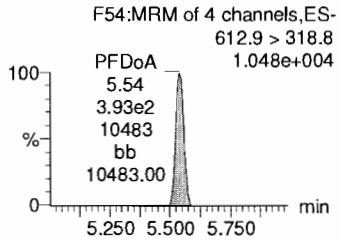

PFTeDA

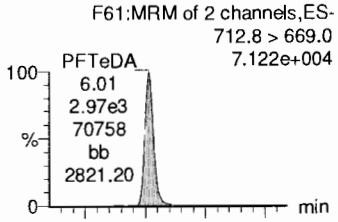

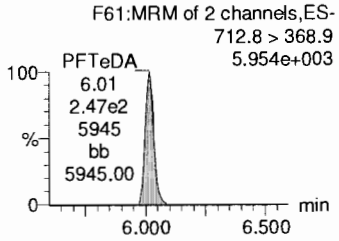

13C5-PFHxA

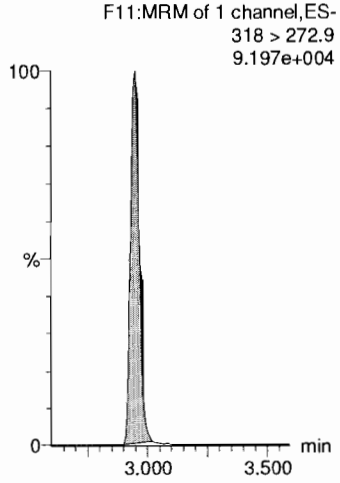

d5-N-EtFOSAA

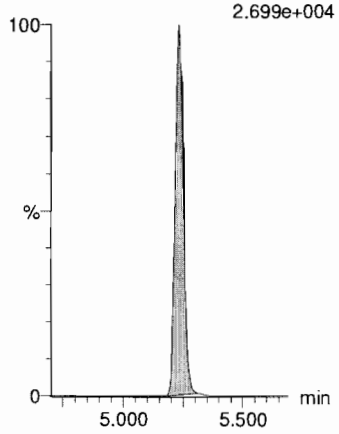

13C2-PFDoA

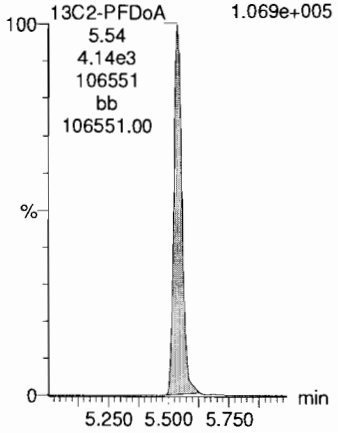

13C2-PFDoA

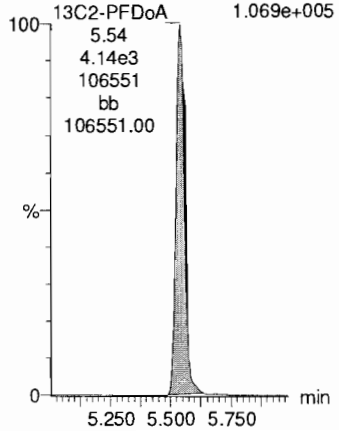

13C2-PFTeDA

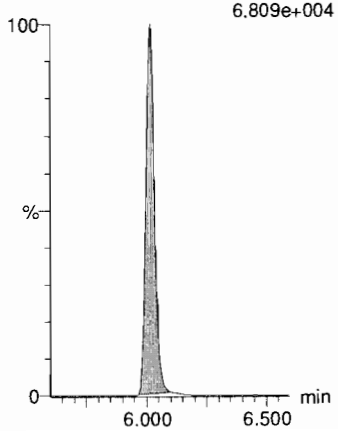

13C8-PFOA

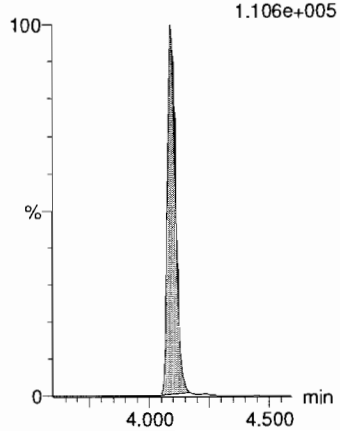

Dataset: F:\Projects\PFAS.PRO\Results\New folder\180816M1-CRV.qld

Last Altered: Friday, August 17, 2018 13:43:14 Pacific Daylight Time
Printed: Friday, August 17, 2018 13:43:42 Pacific Daylight Time

Name: 180816M1_7, Date: 16-Aug-2018, Time: 19:12:54, ID: ST180816M1-6 PFC CS3 18H0906, Description: PFC CS3 18H0906

13C3-PFHxS

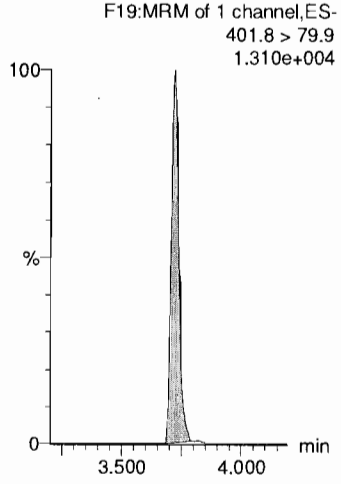

13C9-PFNA

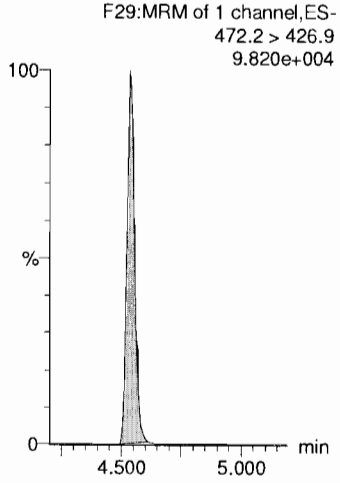

13C4-PFOS

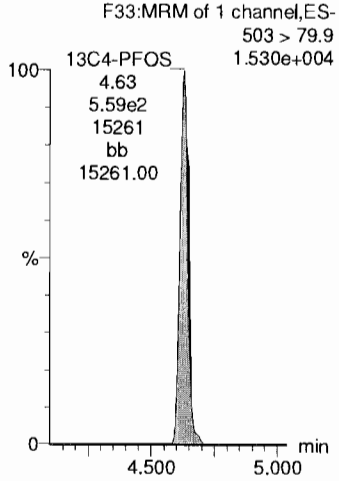

13C6-PFDA

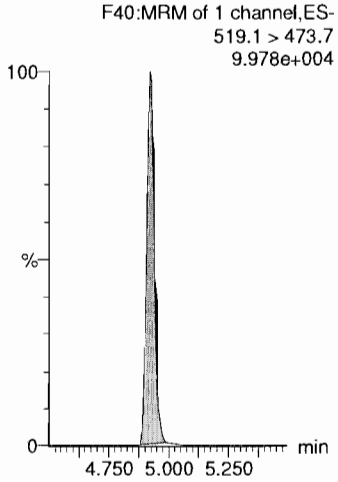

13C7-PFUdA

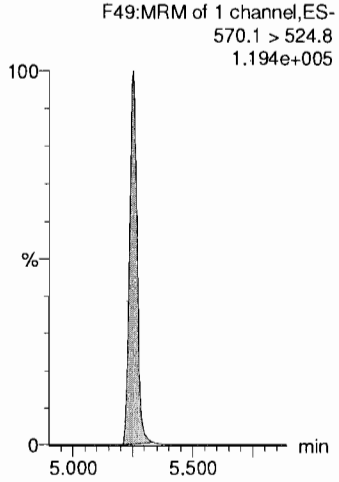

Dataset: F:\Projects\PFAS.PRO\Results\New folder\180816M1-CRV.qld

Last Altered: Friday, August 17, 2018 13:43:14 Pacific Daylight Time
Printed: Friday, August 17, 2018 13:43:42 Pacific Daylight Time

Name: 180816M1_8, Date: 16-Aug-2018, Time: 19:23:41, ID: ST180816M1-7 PFC CS4 18H0907, Description: PFC CS4 18H0907

PFBS

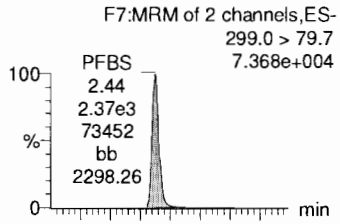

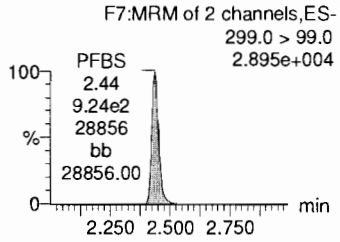

PFHxA

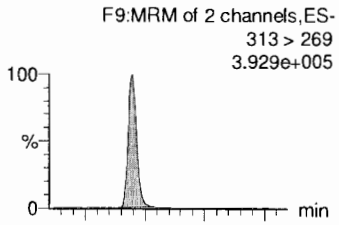

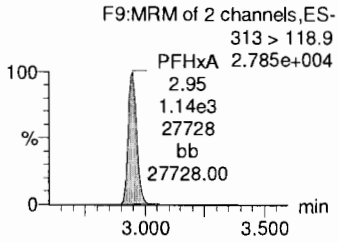

PFHpA

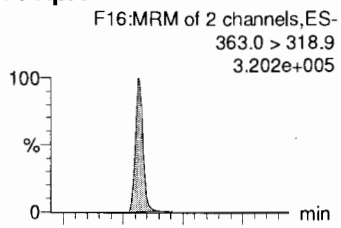

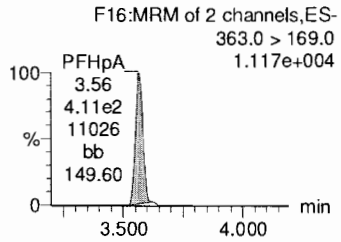

L-PFHxS

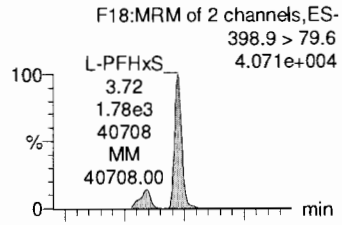

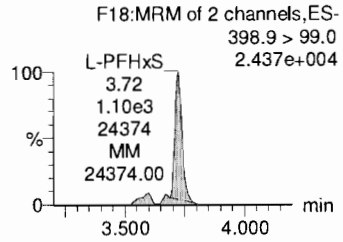

L-PFOA

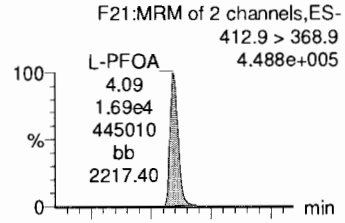

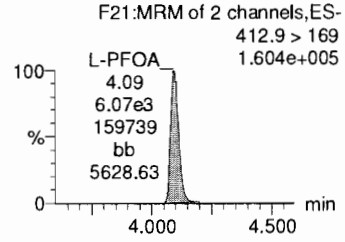

13C3-PFBS

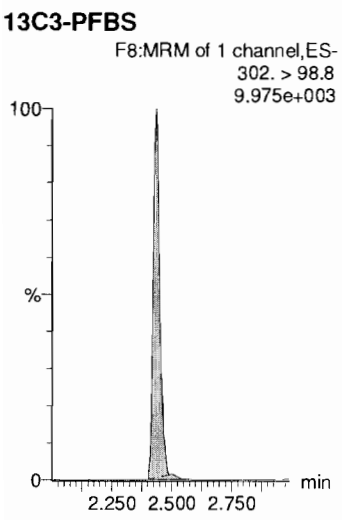

13C2-PFHxA

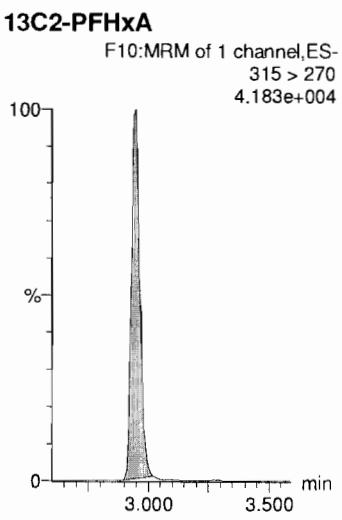

13C4-PFHpA

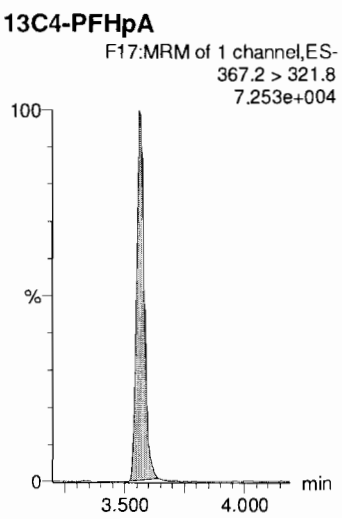

18O2-PFHxS

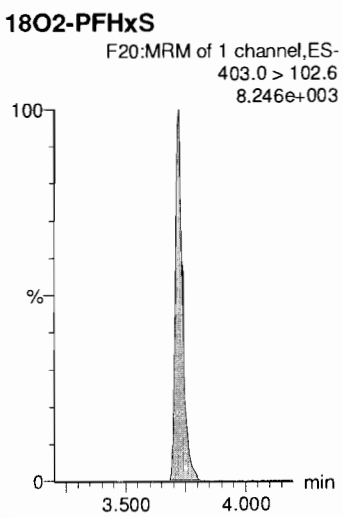

13C2-PFOA

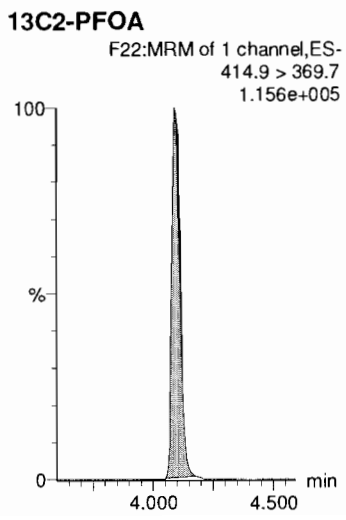

Dataset: F:\Projects\PFAS.PRO\Results\New folder\180816M1-CRV.qld

Last Altered: Friday, August 17, 2018 13:43:14 Pacific Daylight Time
Printed: Friday, August 17, 2018 13:43:42 Pacific Daylight Time

Name: 180816M1_8, Date: 16-Aug-2018, Time: 19:23:41, ID: ST180816M1-7 PFC CS4 18H0907, Description: PFC CS4 18H0907

PFNA

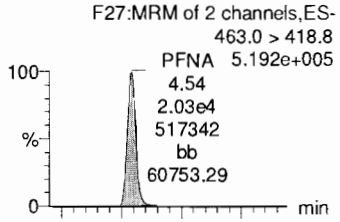

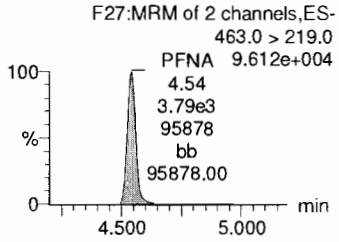

L-PFOS

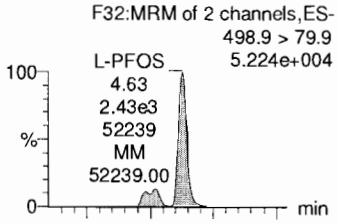

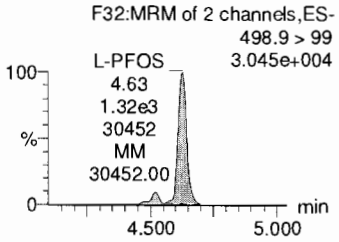

PFDA

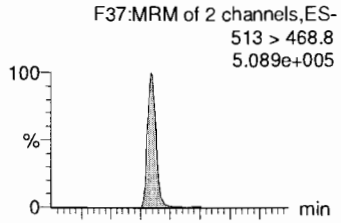

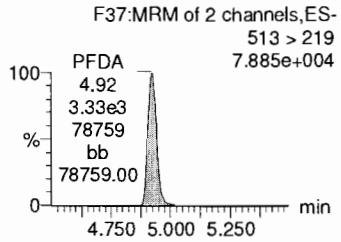

L-MeFOSAA

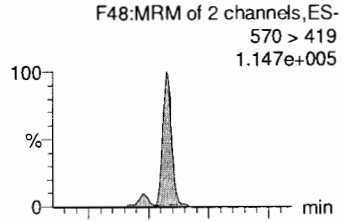

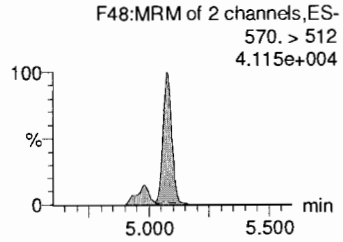

PFUdA

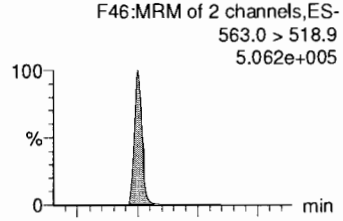

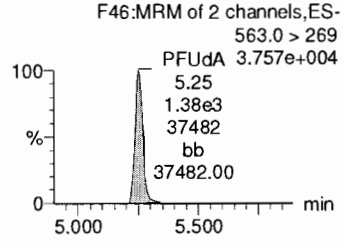

13C5-PFNA

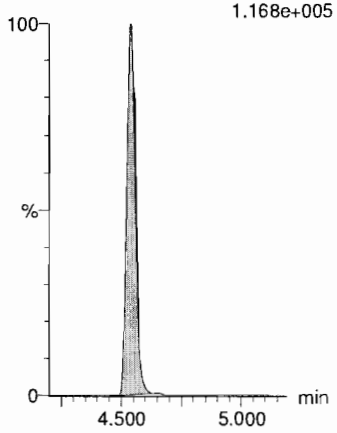

13C8-PFOS

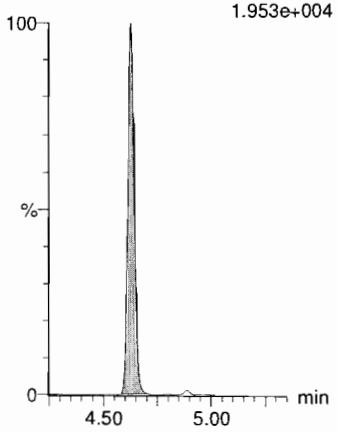

13C2-PFDA



d3-N-MeFOSAA

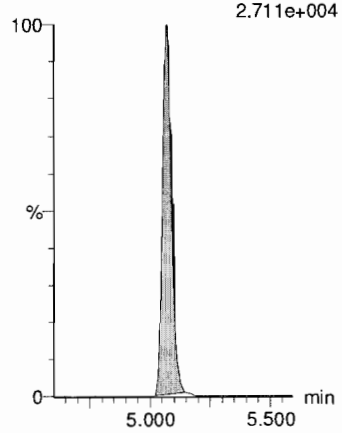

13C2-PFUdA

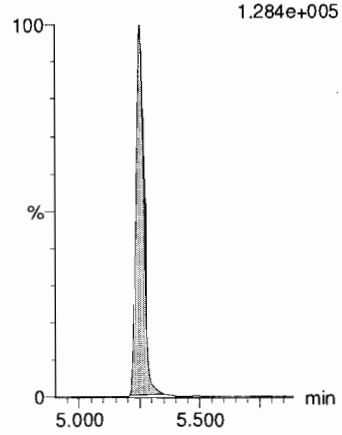

Dataset: F:\Projects\PFAS.PRO\Results\New folder\180816M1-CRV.qld

Last Altered: Friday, August 17, 2018 13:43:14 Pacific Daylight Time
Printed: Friday, August 17, 2018 13:43:42 Pacific Daylight Time

Name: 180816M1_8, Date: 16-Aug-2018, Time: 19:23:41, ID: ST180816M1-7 PFC CS4 18H0907, Description: PFC CS4 18H0907

L-EtFOSAA

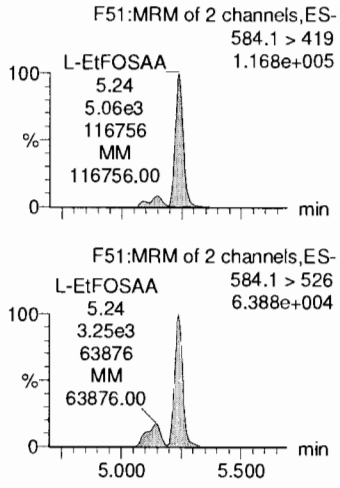

PFTrDA

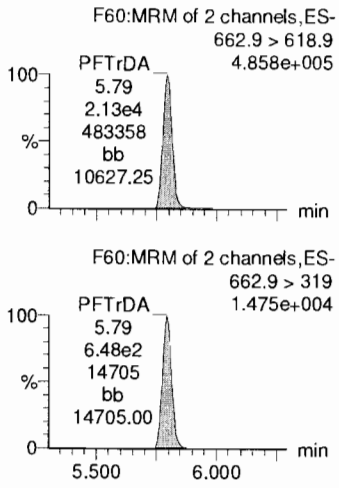

PFDoA

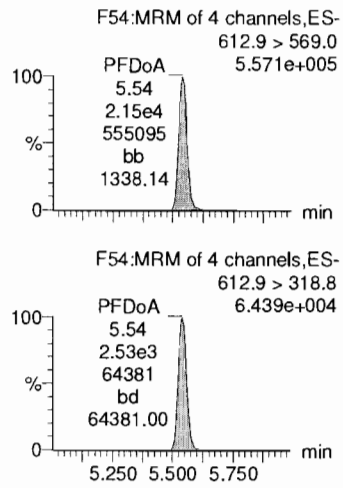

PFTeDA

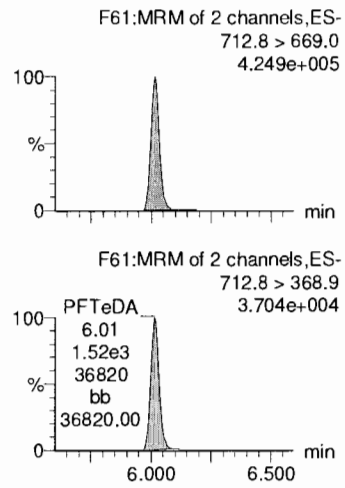

13C5-PFHxA

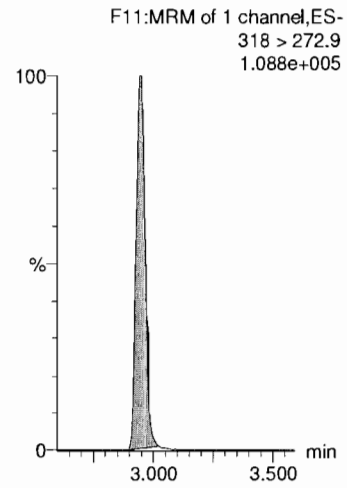

d5-N-EtFOSAA

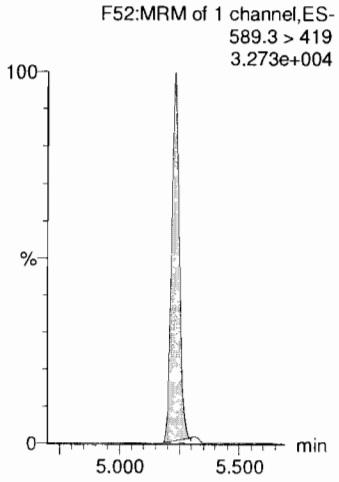

13C2-PFDoA

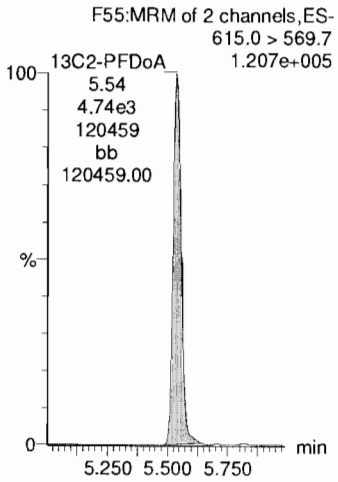

13C2-PFDoA

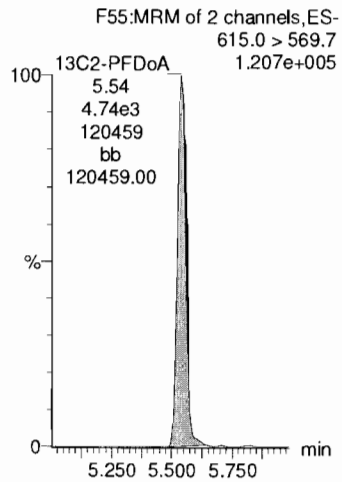

13C2-PFTeDA

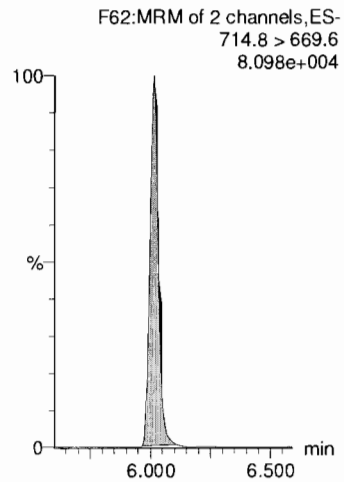

13C8-PFOA

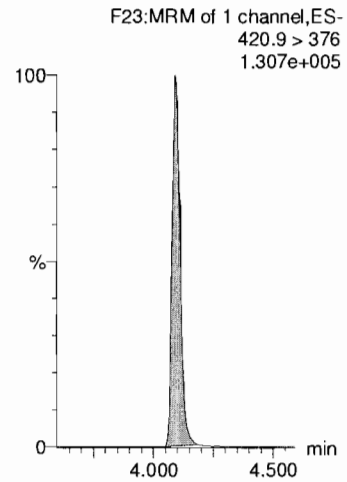

Dataset: F:\Projects\PFAS.PRO\Results\New folder\180816M1-CRV.qld

Last Altered: Friday, August 17, 2018 13:43:14 Pacific Daylight Time
Printed: Friday, August 17, 2018 13:43:42 Pacific Daylight Time

Name: 180816M1_8, Date: 16-Aug-2018, Time: 19:23:41, ID: ST180816M1-7 PFC CS4 18H0907, Description: PFC CS4 18H0907

13C3-PFHxS

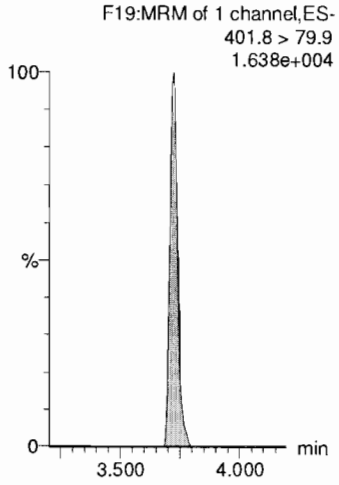

13C9-PFNA

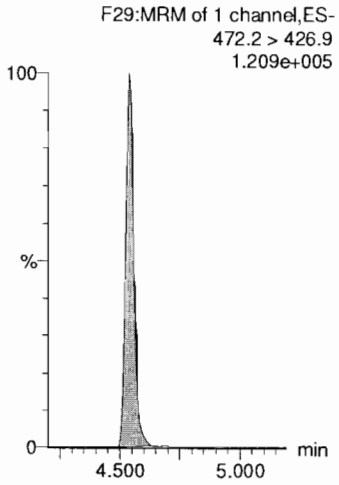

13C4-PFOS

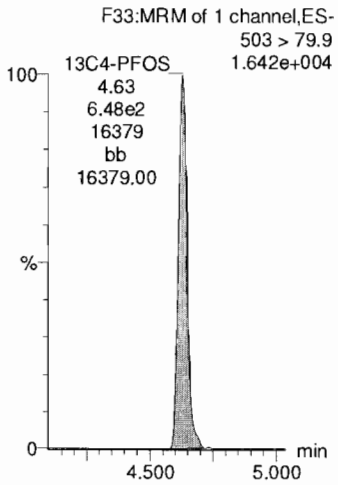

13C6-PFDA

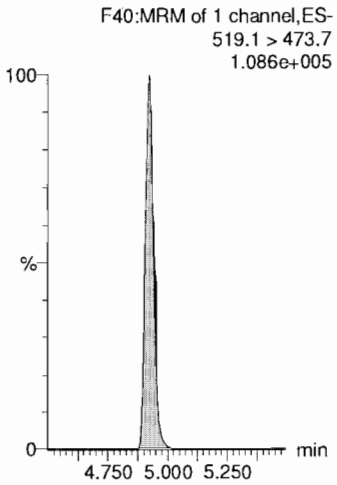

13C7-PFUdA

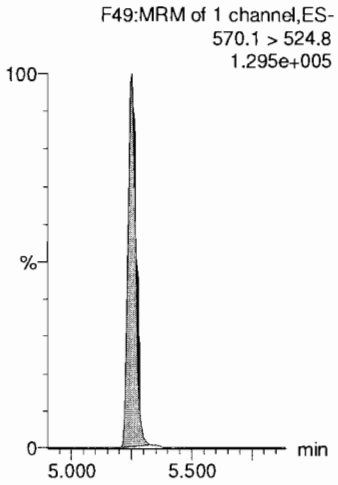

Dataset: F:\Projects\PFAS.PRO\Results\New folder\180816M1-CRV.qld

Last Altered: Friday, August 17, 2018 13:43:14 Pacific Daylight Time
Printed: Friday, August 17, 2018 13:43:42 Pacific Daylight Time

Name: 180816M1_9, Date: 16-Aug-2018, Time: 19:34:27, ID: ST180816M1-8 PFC CS5 18H0908, Description: PFC CS5 18H0908

PFBS

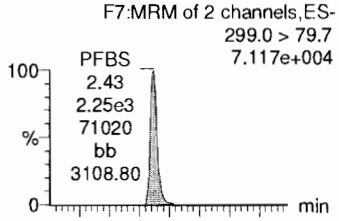

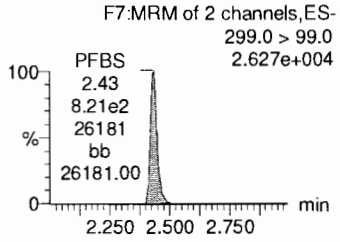

PFHxA

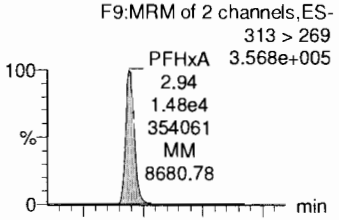

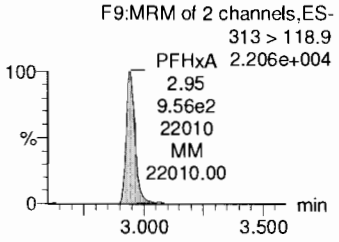

PFHpA

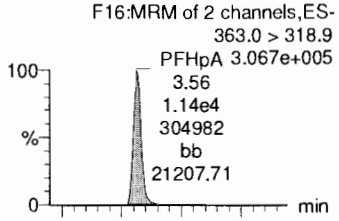

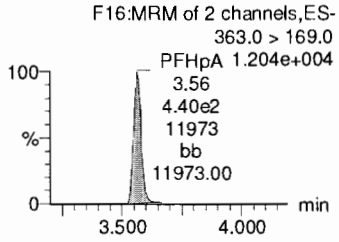

L-PFHxS

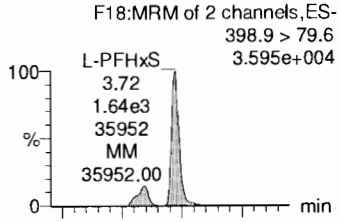

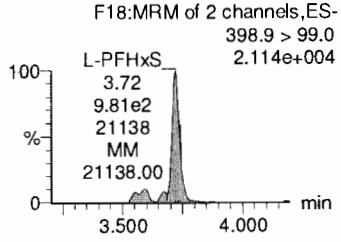

L-PFOA

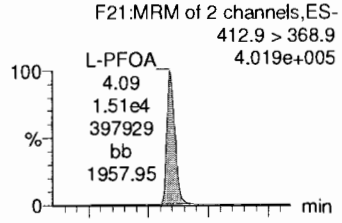

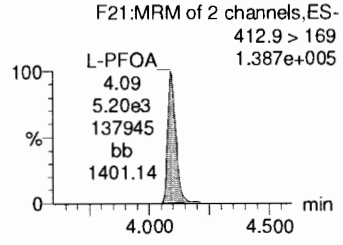

13C3-PFBS

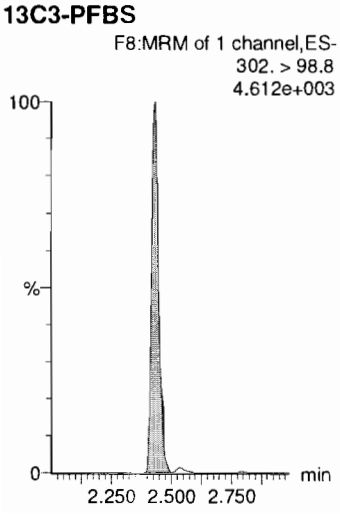

13C2-PFHxA

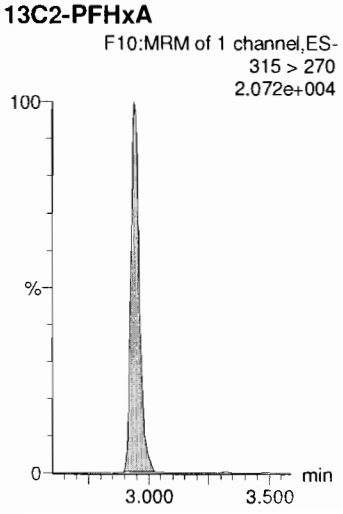

13C4-PFHpA

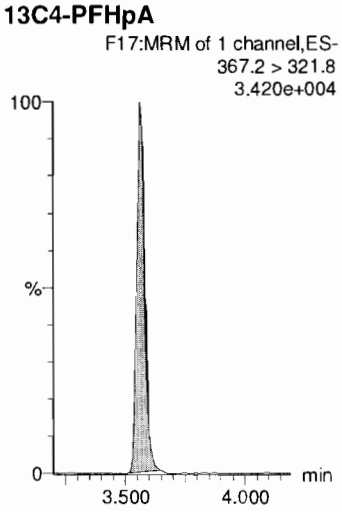

18O2-PFHxS

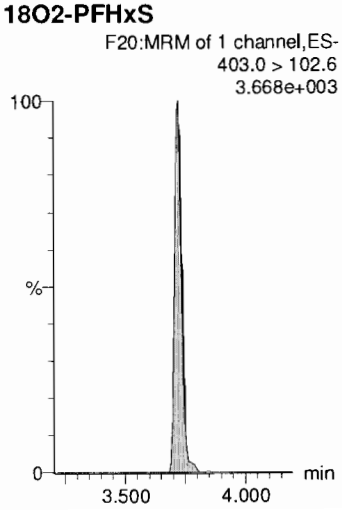

13C2-PFOA

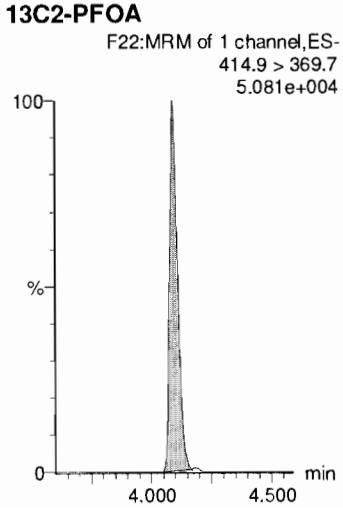

Dataset: F:\Projects\PFAS.PRO\Results\New folder\180816M1-CRV.qld

Last Altered: Friday, August 17, 2018 13:43:14 Pacific Daylight Time
Printed: Friday, August 17, 2018 13:43:42 Pacific Daylight Time

Name: 180816M1_9, Date: 16-Aug-2018, Time: 19:34:27, ID: ST180816M1-8 PFC CS5 18H0908, Description: PFC CS5 18H0908

PFNA

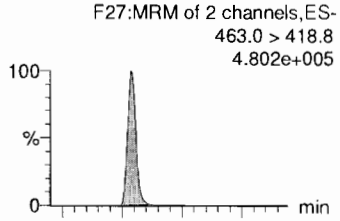

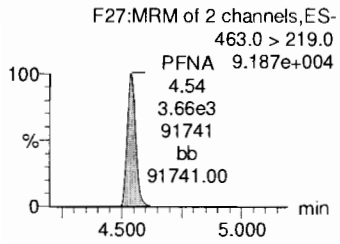

L-PFOS

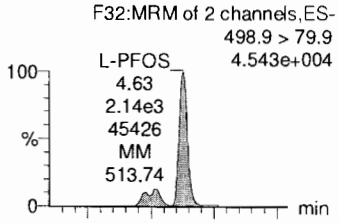

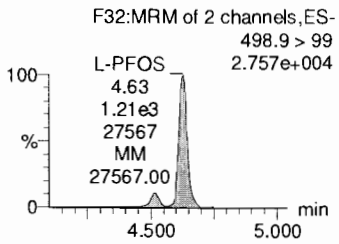

PFDA

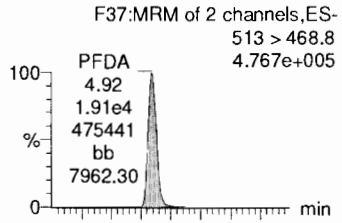

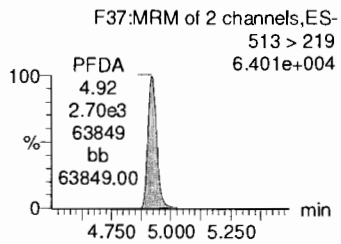

L-MeFOSAA

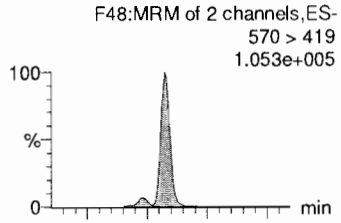

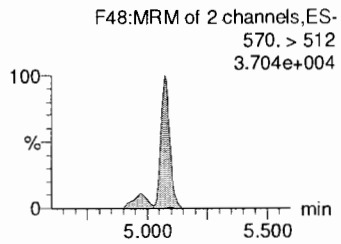

PFUdA

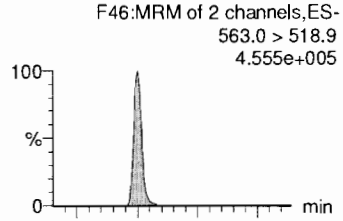

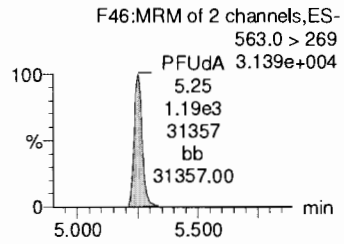

13C5-PFNA

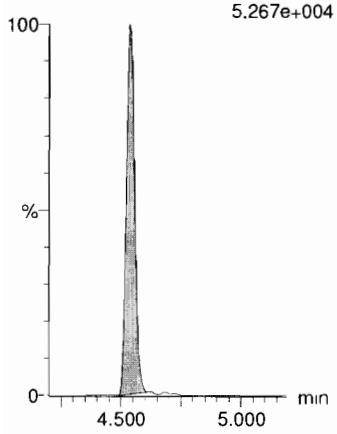

13C8-PFOS

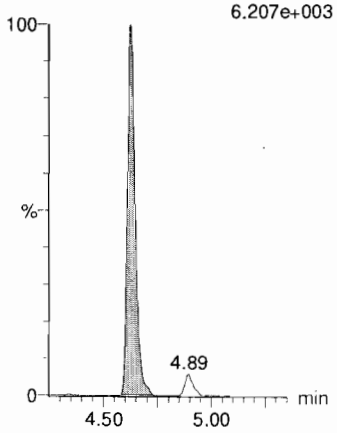

13C2-PFDA

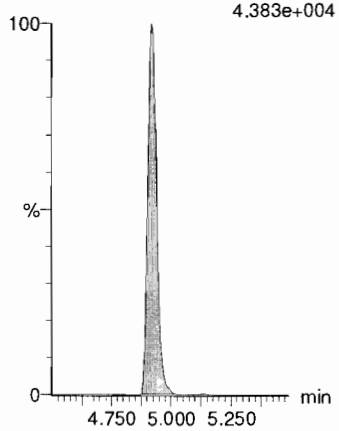

d3-N-MeFOSAA

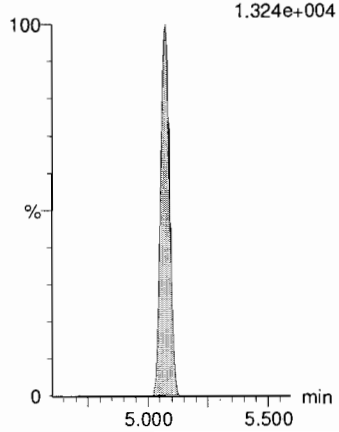

13C2-PFUdA

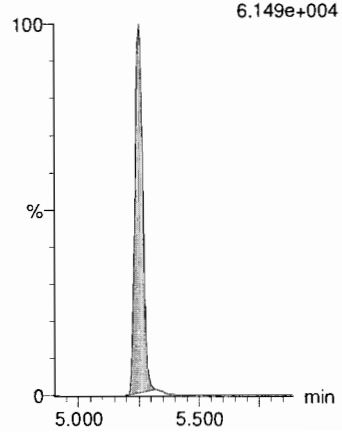

Dataset: F:\Projects\PFAS.PRO\Results\New folder\180816M1-CRV.qld

Last Altered: Friday, August 17, 2018 13:43:14 Pacific Daylight Time
Printed: Friday, August 17, 2018 13:43:42 Pacific Daylight Time

Name: 180816M1_9, Date: 16-Aug-2018, Time: 19:34:27, ID: ST180816M1-8 PFC CS5 18H0908, Description: PFC CS5 18H0908

L-EtFOSAA

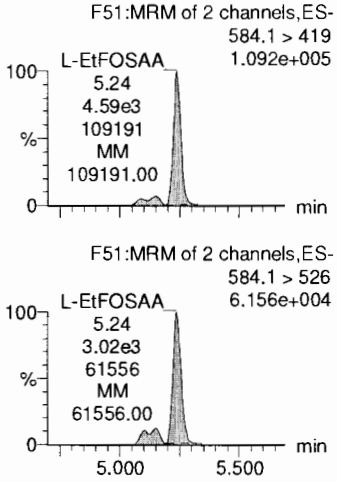

PFTrDA

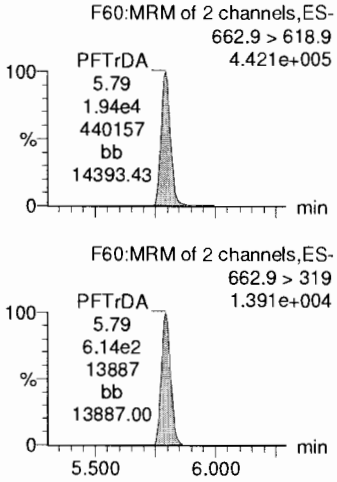

PFDoA

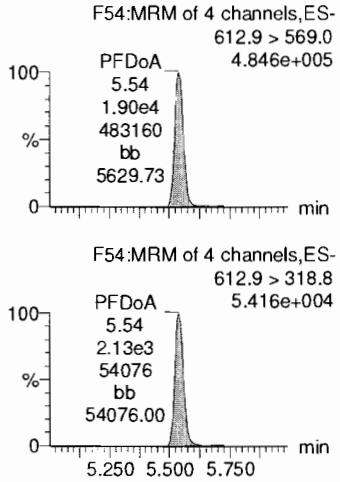

PFTeDA

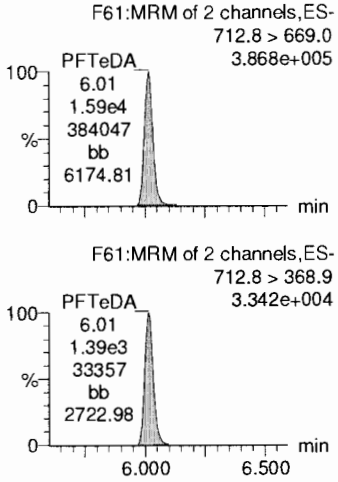

13C5-PFHxA

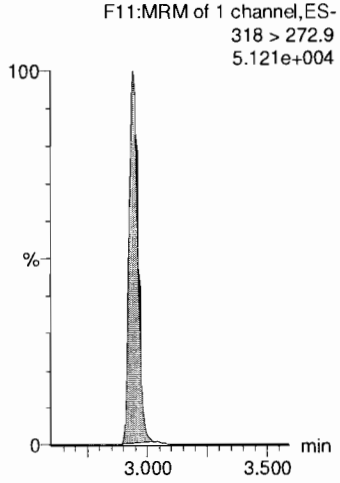

d5-N-EtFOSAA



13C2-PFDoA

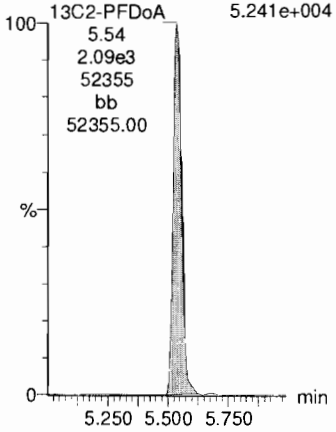

13C2-PFDoA

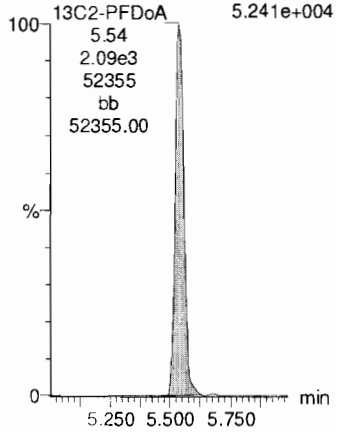

13C2-PFTeDA

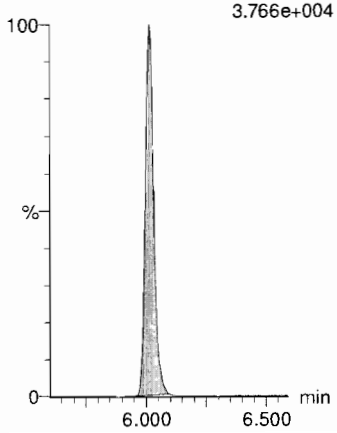

13C8-PFOA

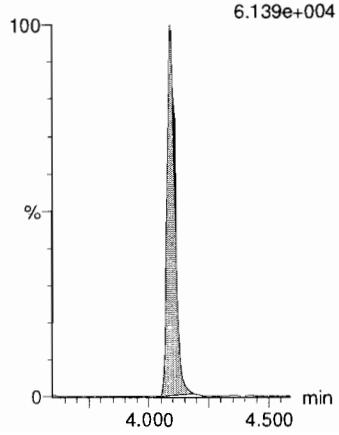

Dataset: F:\Projects\PFAS.PRO\Results\New folder\180816M1-CRV.qld

Last Altered: Friday, August 17, 2018 13:43:14 Pacific Daylight Time
Printed: Friday, August 17, 2018 13:43:42 Pacific Daylight Time

Name: 180816M1_9, Date: 16-Aug-2018, Time: 19:34:27, ID: ST180816M1-8 PFC CS5 18H0908, Description: PFC CS5 18H0908

13C3-PFHxS

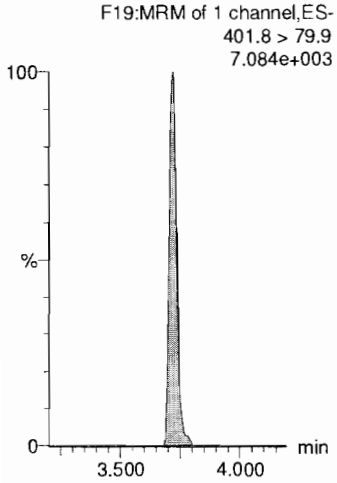

13C9-PFNA



13C4-PFOS

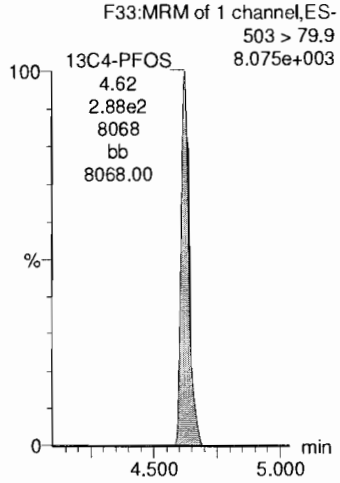

13C6-PFDA

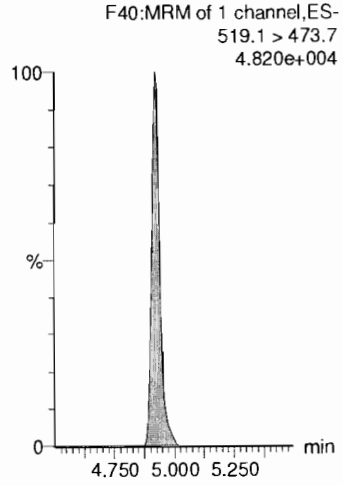

13C7-PFUdA

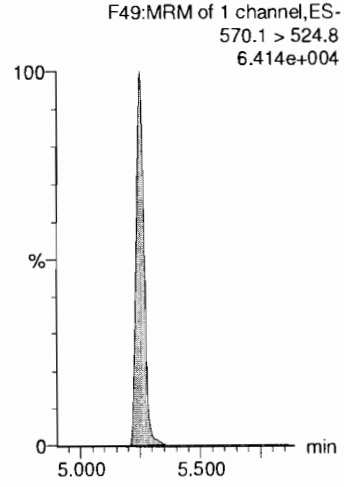

Dataset: F:\Projects\PFAS.PRO\Results\New folder\180816M1-CRV.qld

Last Altered: Friday, August 17, 2018 13:43:14 Pacific Daylight Time
Printed: Friday, August 17, 2018 13:43:42 Pacific Daylight Time

Name: 180816M1_10, Date: 16-Aug-2018, Time: 19:45:08, ID: ST180816M1-9 PFC CS6 18H0909, Description: PFC CS6 18H0909

PFBS

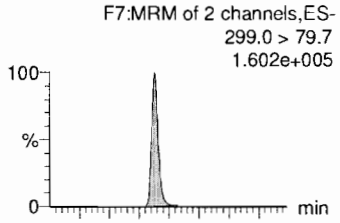

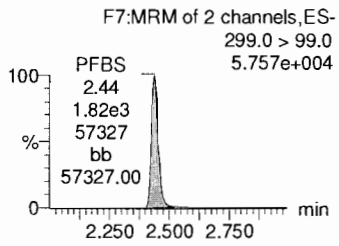

PFHxA

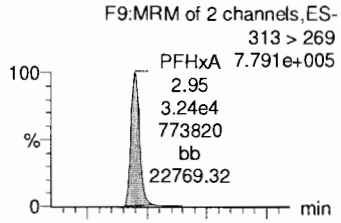

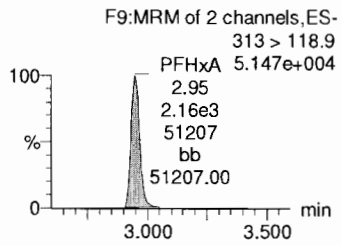

PFHpA

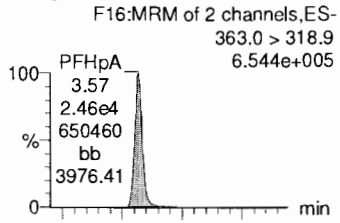

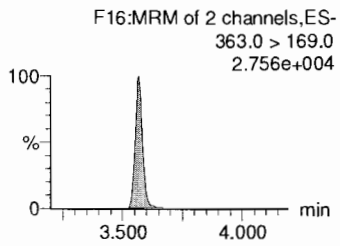

L-PFHxS

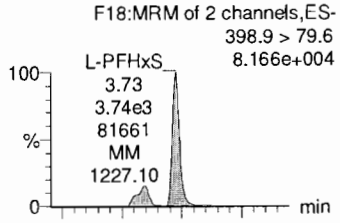

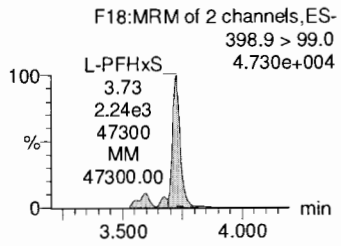

L-PFOA

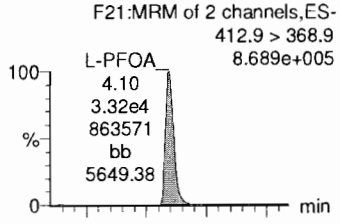

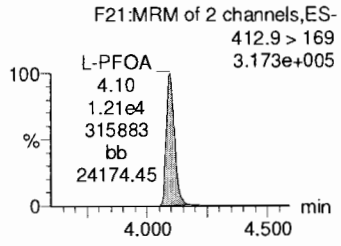

13C3-PFBS

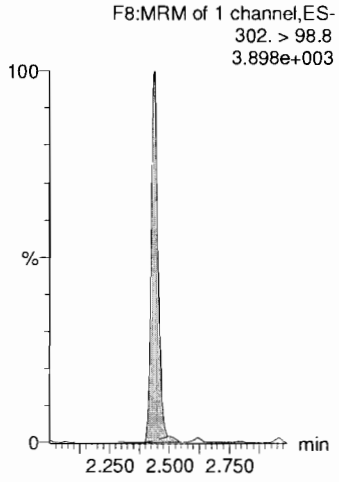

13C2-PFHxA

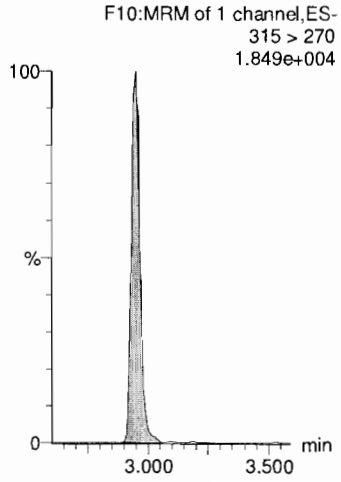

13C4-PFHpA

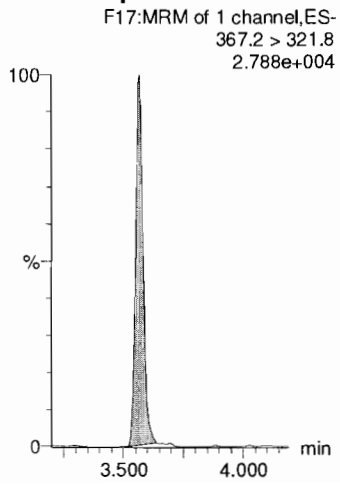

18O2-PFHxS

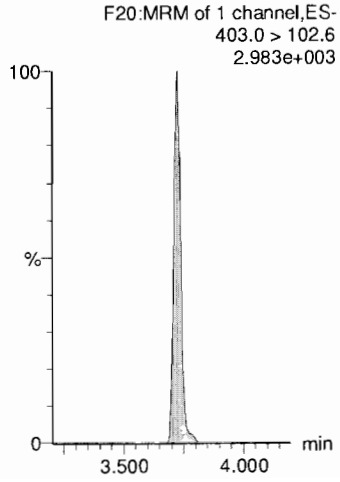

13C2-PFOA

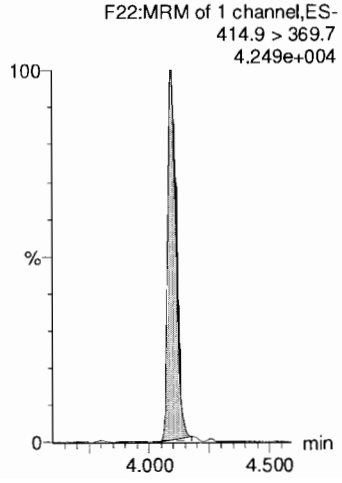

Dataset: F:\Projects\PFAS.PRO\Results\New folder\180816M1-CRV.qld

Last Altered: Friday, August 17, 2018 13:43:14 Pacific Daylight Time
Printed: Friday, August 17, 2018 13:43:42 Pacific Daylight Time

Name: 180816M1_10, Date: 16-Aug-2018, Time: 19:45:08, ID: ST180816M1-9 PFC CS6 18H0909, Description: PFC CS6 18H0909

PFNA

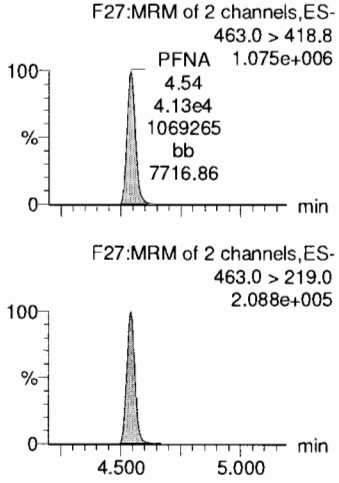

L-PFOS

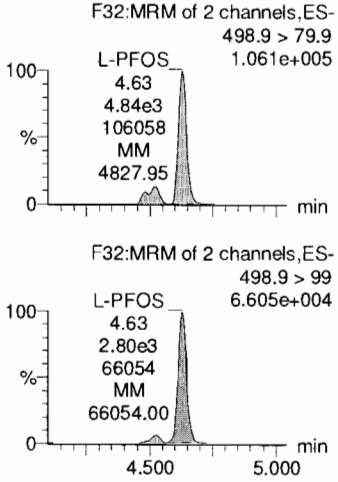

PFDA

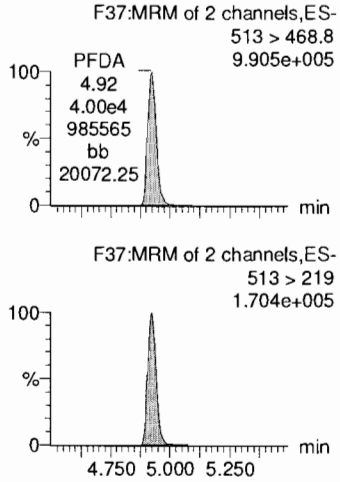

L-MeFOSAA

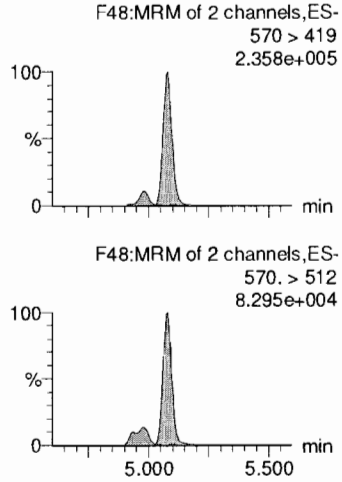

PFUdA

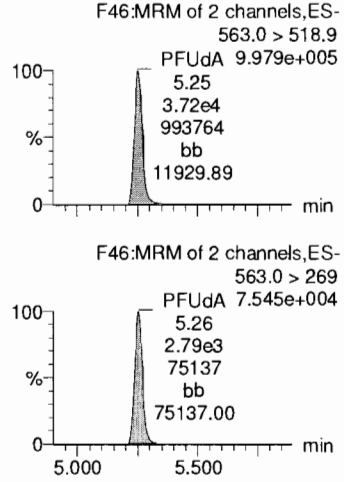

13C5-PFNA

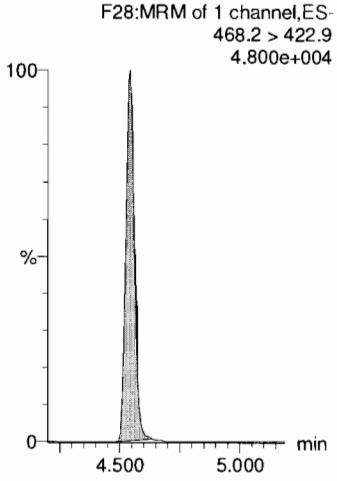

13C8-PFOS

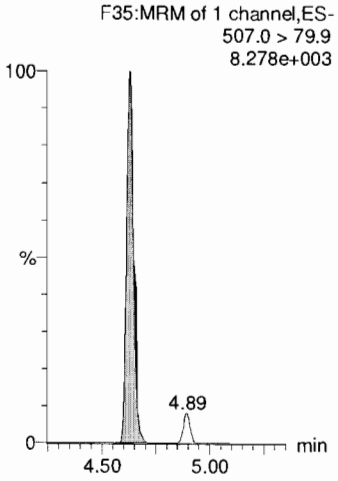

13C2-PFDA

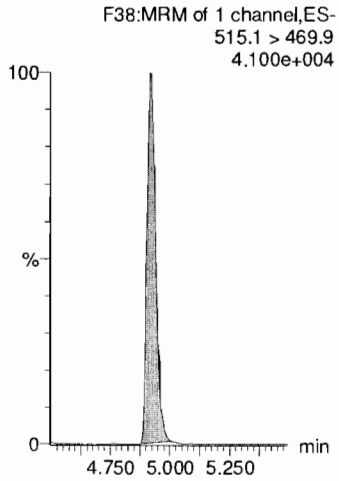

d3-N-MeFOSAA

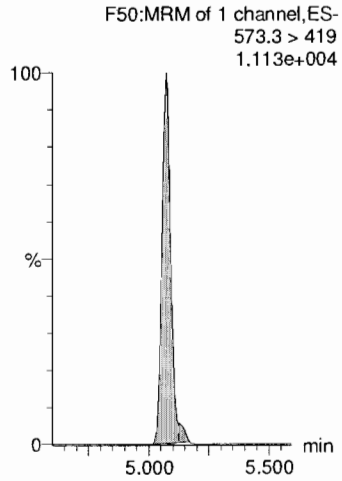

13C2-PFUdA

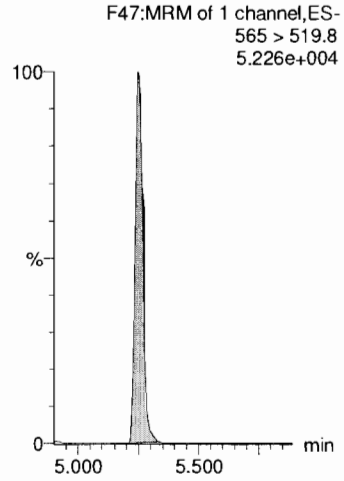

Dataset: F:\Projects\PFAS.PRO\Results\New folder\180816M1-CRV.qld

Last Altered: Friday, August 17, 2018 13:43:14 Pacific Daylight Time
Printed: Friday, August 17, 2018 13:43:42 Pacific Daylight Time

Name: 180816M1_10, Date: 16-Aug-2018, Time: 19:45:08, ID: ST180816M1-9 PFC CS6 18H0909, Description: PFC CS6 18H0909

L-EtFOSAA

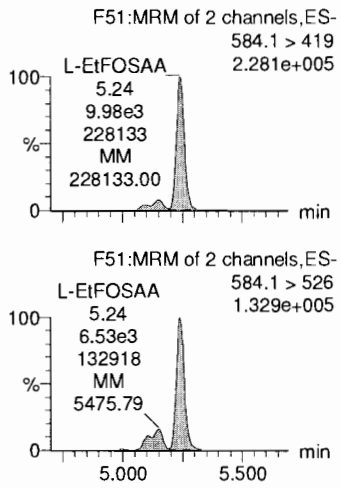

PFTrDA

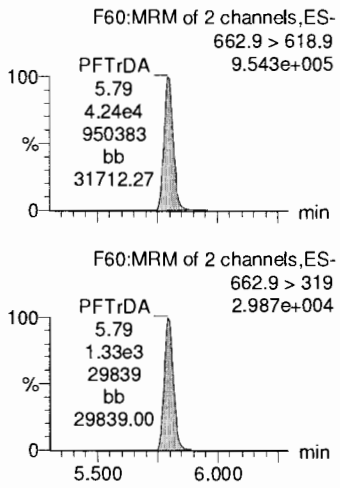

PFDoA

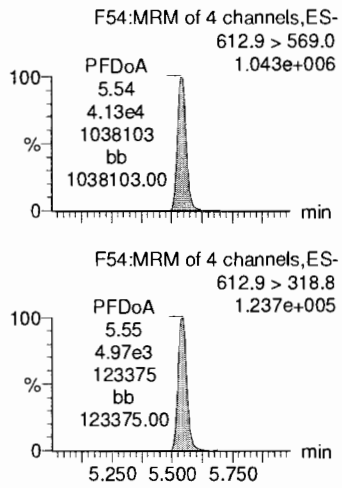

PFTeDA

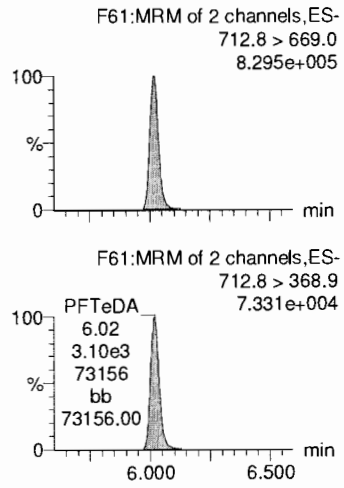

13C5-PFHxA

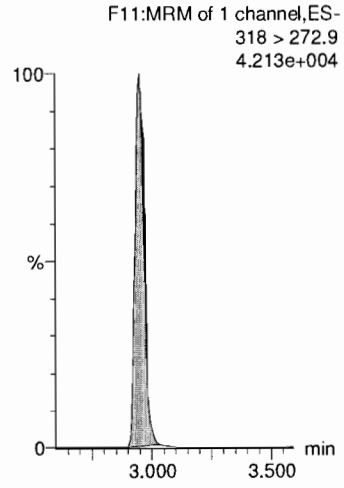

d5-N-EtFOSAA

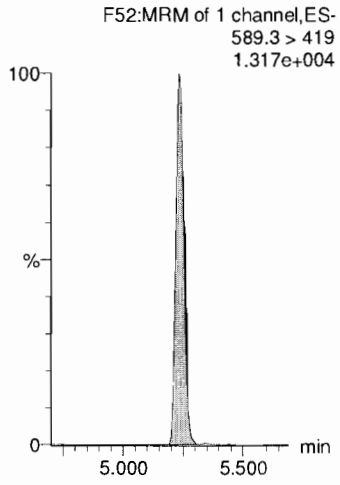

13C2-PFDoA

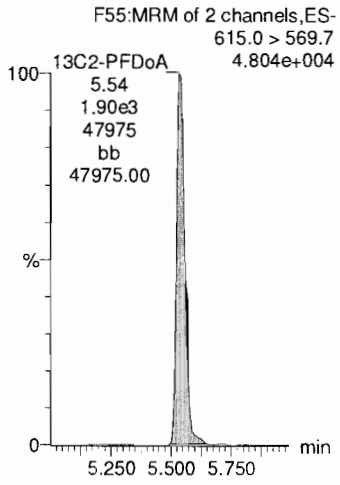

13C2-PFDoA

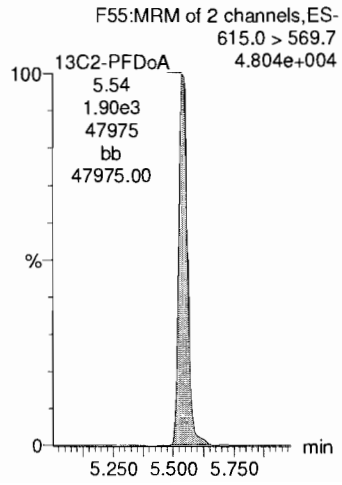

13C2-PFTeDA

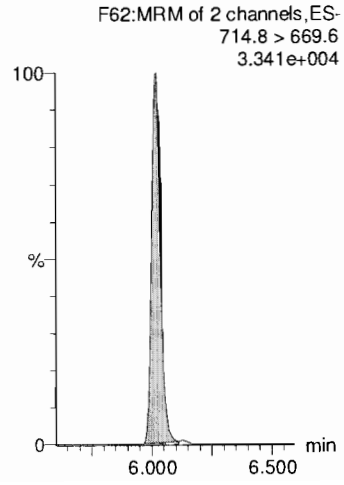

13C8-PFOA

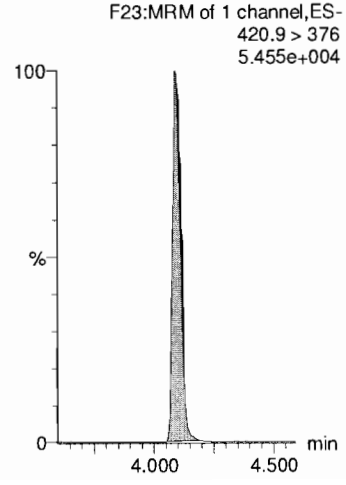

Dataset: F:\Projects\PFAS.PRO\Results\New folder\180816M1-CRV.qld

Last Altered: Friday, August 17, 2018 13:43:14 Pacific Daylight Time
Printed: Friday, August 17, 2018 13:43:42 Pacific Daylight Time

Name: 180816M1_10, Date: 16-Aug-2018, Time: 19:45:08, ID: ST180816M1-9 PFC CS6 18H0909, Description: PFC CS6 18H0909

13C3-PFHxS

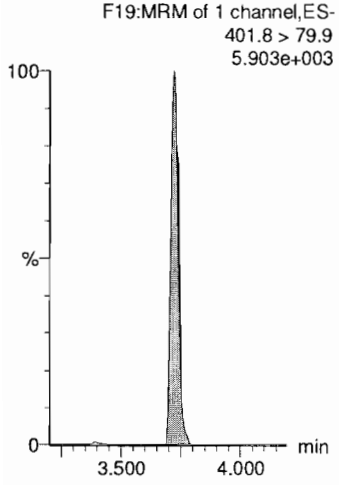

13C9-PFNA

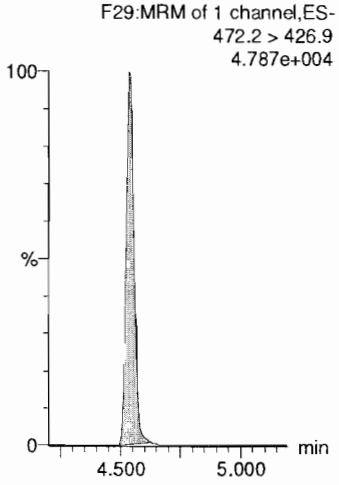

13C4-PFOS

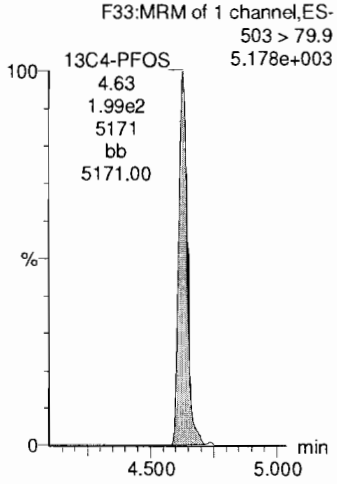

13C6-PFDA

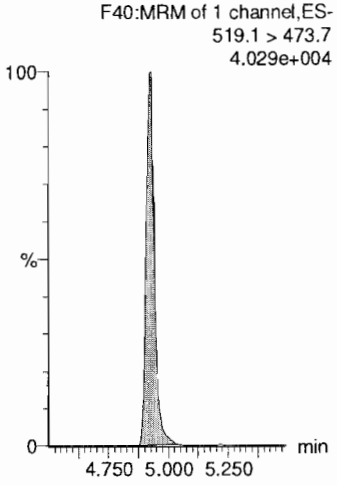

13C7-PFUdA

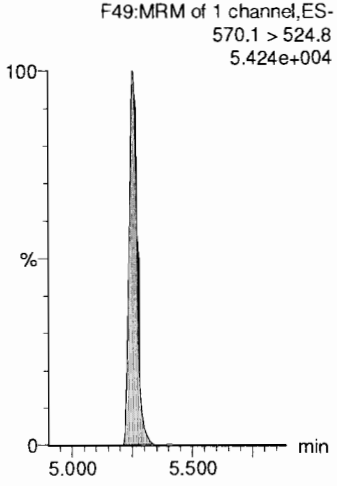

Dataset: F:\Projects\PFAS.PRO\Results\New folder\180816M1-CRV.qld

Last Altered: Friday, August 17, 2018 13:43:14 Pacific Daylight Time
Printed: Friday, August 17, 2018 13:43:42 Pacific Daylight Time

Name: 180816M1_11, Date: 16-Aug-2018, Time: 19:55:55, ID: ST180816M1-10 PFC CS7 18H0910, Description: PFC CS7 18H0910

PFBS

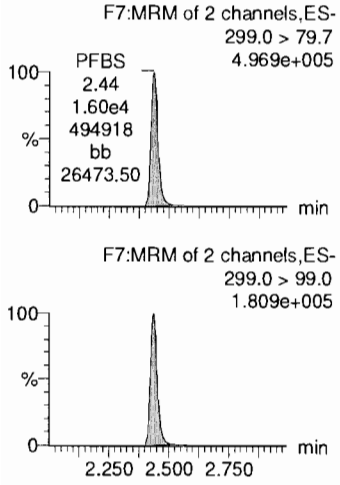

PFHxA

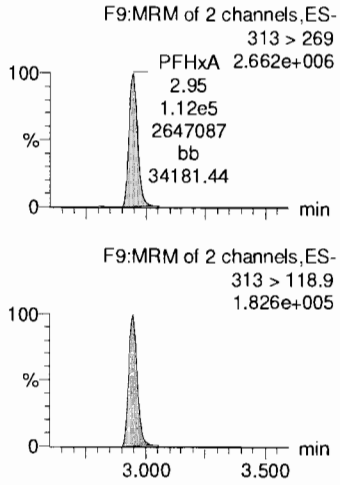

PFHpA

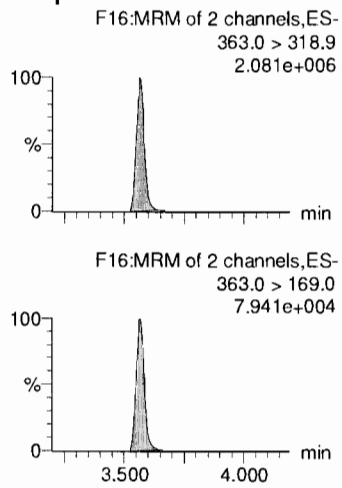

L-PFHxS

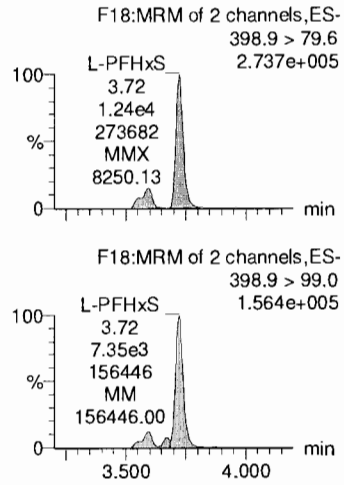

L-PFOA

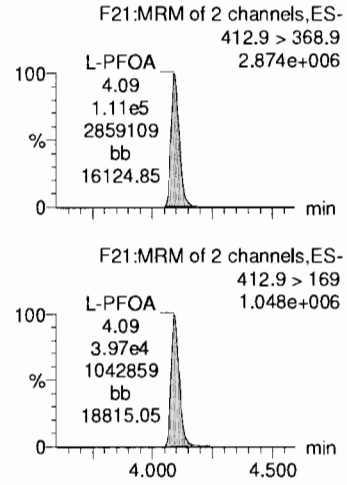

13C3-PFBS

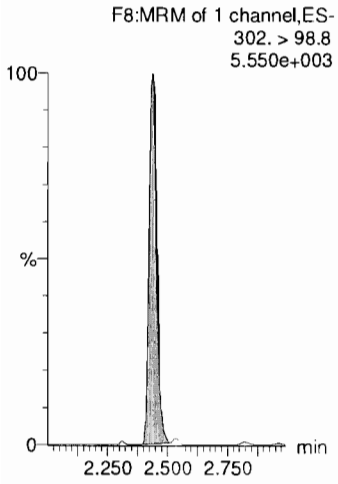

13C2-PFHxA

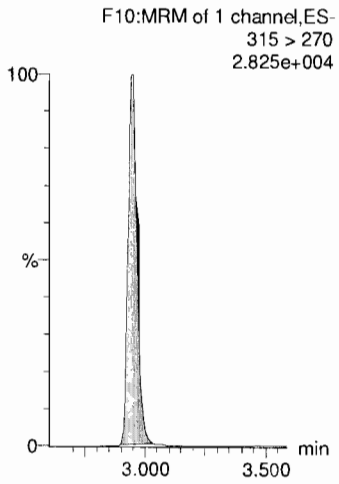

13C4-PFHpA

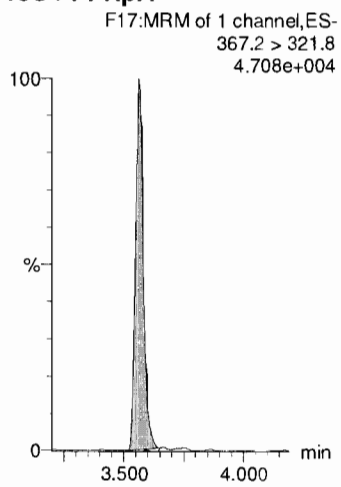

18O2-PFHxS

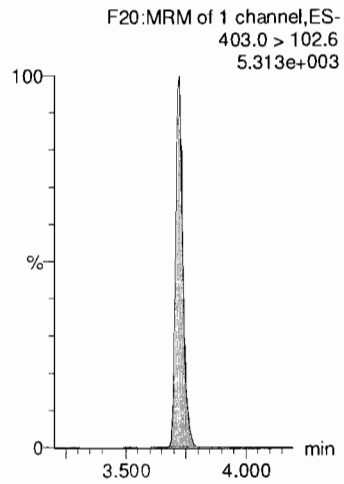

13C2-PFOA

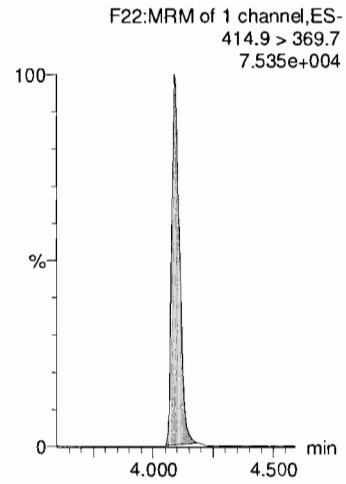

Dataset: F:\Projects\PFAS.PRO\Results\New folder\180816M1-CRV.qld

Last Altered: Friday, August 17, 2018 13:43:14 Pacific Daylight Time
Printed: Friday, August 17, 2018 13:43:42 Pacific Daylight Time

Name: 180816M1_11, Date: 16-Aug-2018, Time: 19:55:55, ID: ST180816M1-10 PFC CS7 18H0910, Description: PFC CS7 18H0910

PFNA

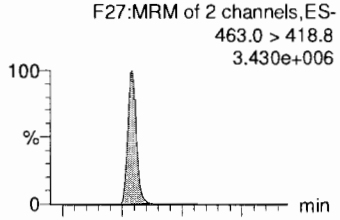

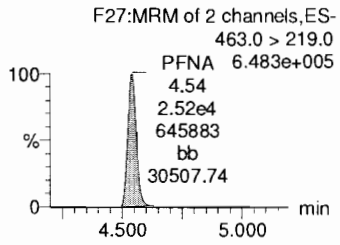

L-PFOS

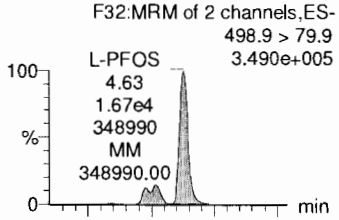

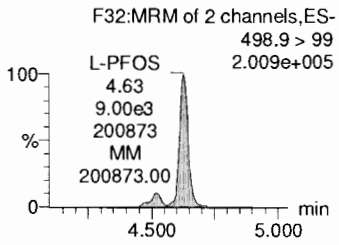

PFDA

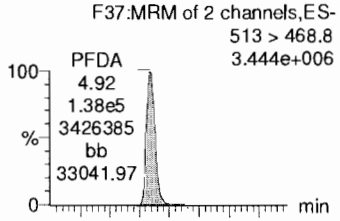

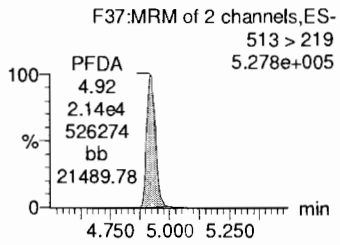

L-MeFOSAA

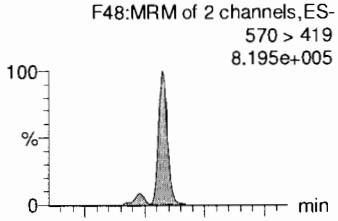

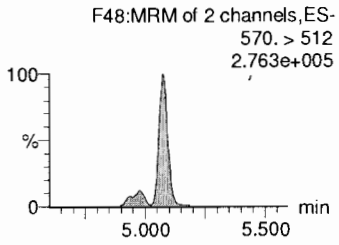

PFUdA

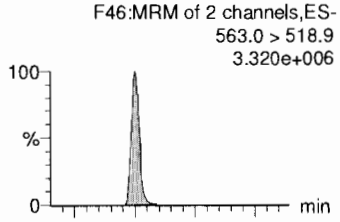

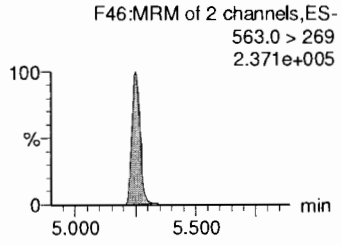

13C5-PFNA

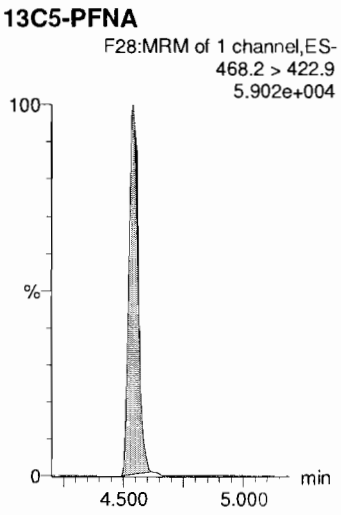

13C8-PFOS

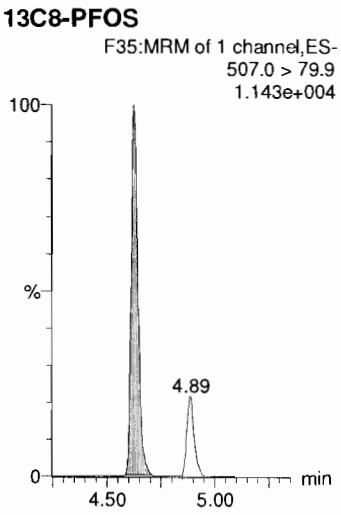

13C2-PFDA

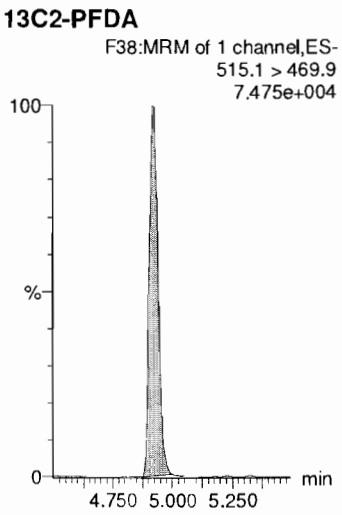

d3-N-MeFOSAA

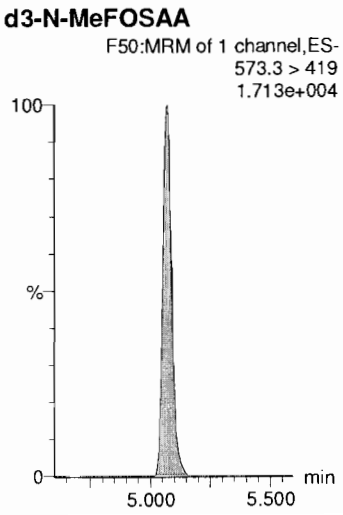

13C2-PFUdA

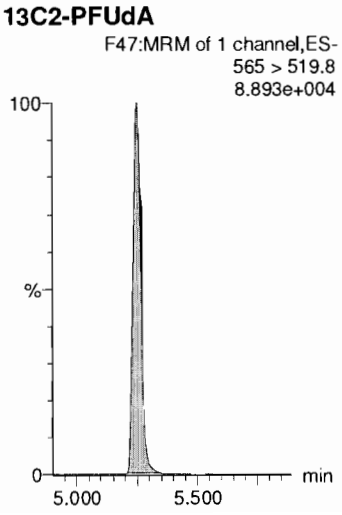

Dataset: F:\Projects\PFAS.PRO\Results\New folder\180816M1-CRV.qld

Last Altered: Friday, August 17, 2018 13:43:14 Pacific Daylight Time
Printed: Friday, August 17, 2018 13:43:42 Pacific Daylight Time

Name: 180816M1_11, Date: 16-Aug-2018, Time: 19:55:55, ID: ST180816M1-10 PFC CS7 18H0910, Description: PFC CS7 18H0910

L-EtFOSAA

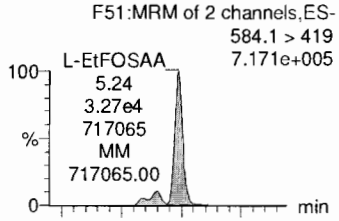

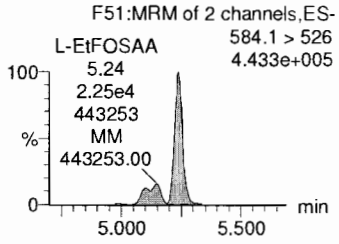

PFTrDA

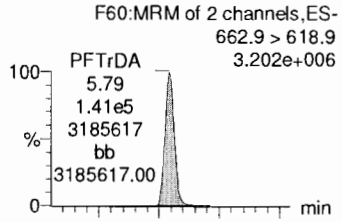

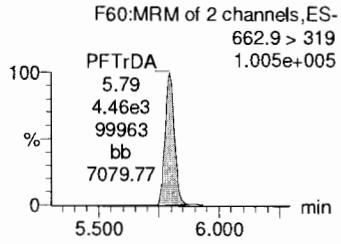

PFDoA

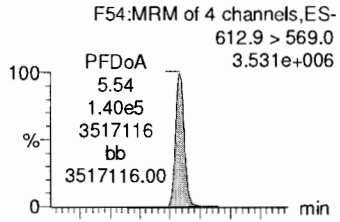

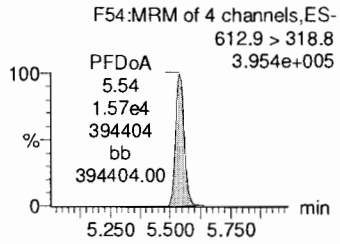

PFTeDA

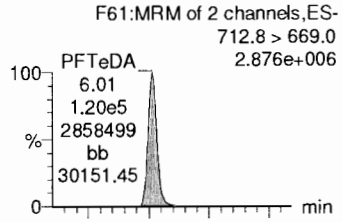

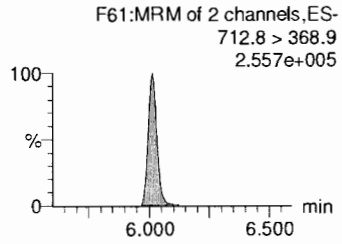

13C5-PFHxA

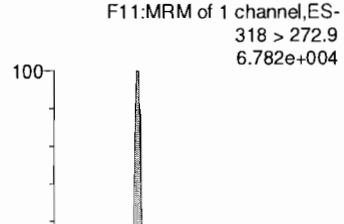

d5-N-EtFOSAA

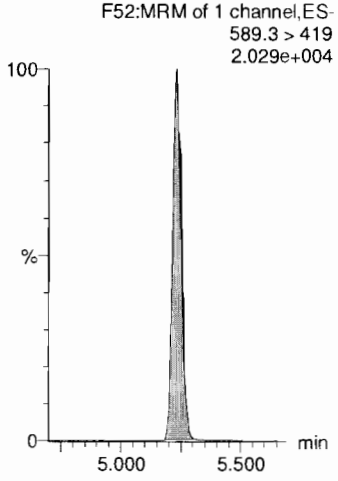

13C2-PFDoA

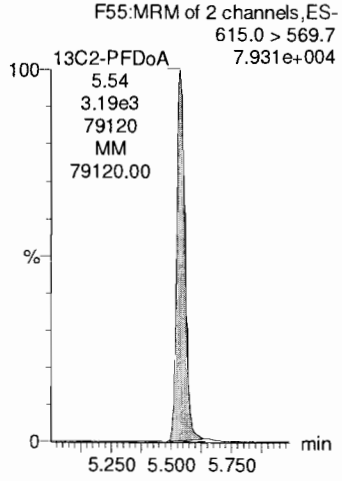

13C2-PFDoA

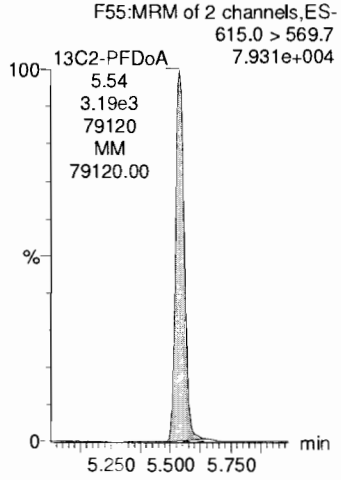

13C2-PFTeDA

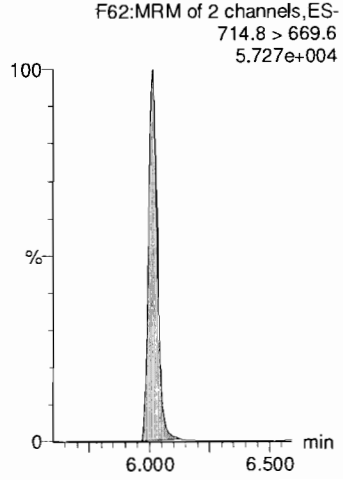

13C8-PFOA

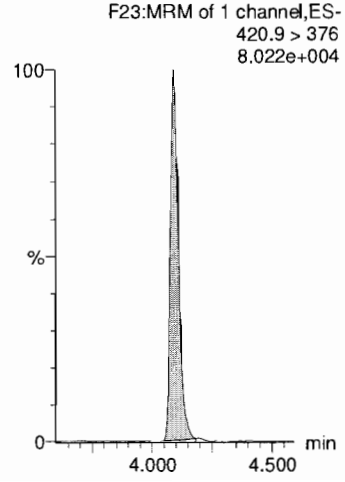

Dataset: F:\Projects\PFAS.PRO\Results\New folder\180816M1-CRV.qld

Last Altered: Friday, August 17, 2018 13:43:14 Pacific Daylight Time
Printed: Friday, August 17, 2018 13:43:42 Pacific Daylight Time

Name: 180816M1_11, Date: 16-Aug-2018, Time: 19:55:55, ID: ST180816M1-10 PFC CS7 18H0910, Description: PFC CS7 18H0910

13C3-PFHxS

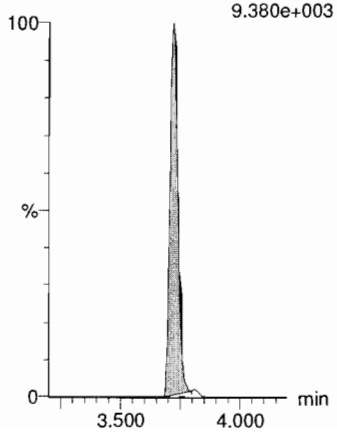

13C9-PFNA

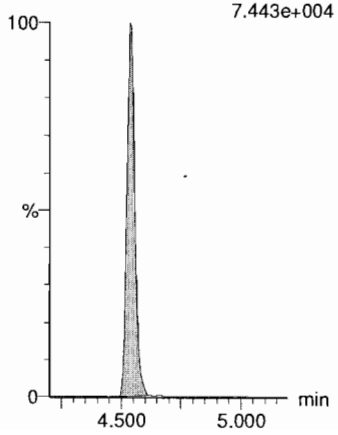

13C4-PFOS

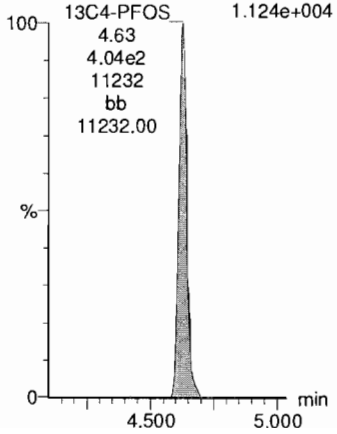

13C6-PFDA

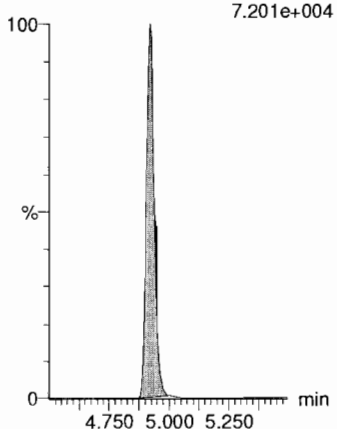

13C7-PFUdA



Vista Analytical Laboratory

Dataset: F:\Projects\PFAS.PRO\Results\New folder\180816M1-ICV.qld

Last Altered: Friday, August 17, 2018 14:33:15 Pacific Daylight Time
Printed: Friday, August 17, 2018 14:34:11 Pacific Daylight Time

VAD 8/17/18

Name: 180816M1_13, Date: 16-Aug-2018, Time: 20:17:44, ID: ICV180816M1-1 PFC 537 ICV 18G3017, Description: PFC 537 ICV 18G3017

	#	Name	Trace	Area	IS Area	wt/vol	RRF	Pred.RT	RT	Response	Conc.	%Rec	Ion Ratio	Ratio Out?
1	3	PFBS	299.0 > 79.7	2.49e2	2.02e2	1.00	1.54	2.43	2.44	15.4	8.6385	86.4	3.106	NO
2	5	PFHxA	313 > 269	1.98e3	1.06e3	1.00	0.930	2.94	2.94	9.30	10.8638	108.6	14.588	NO
3	7	PFHpA	363.0 > 318.9	1.50e3	1.63e3	1.00	1.16	3.56	3.56	11.6	10.2688	102.7	27.299	NO
4	8	L-PFHxS	398.9 > 79.6	1.68e2	1.69e2	1.00	1.24	3.59	3.72	12.4	7.7118	77.1	1.627	NO
5	11	L-PFOA	412.9 > 368.9	2.13e3	2.66e3	1.00	1.00	4.17	4.09	10.0	10.0190	100.2	3.141	NO
6	38	13C3-PFBS	302. > 98.8	2.02e2	2.77e3	1.00	0.0729	2.44	2.43	0.912	12.7536	102.0		
7	40	13C2-PFHxA	315 > 270	1.06e3	2.77e3	1.00	0.959	2.95	2.94	4.79	4.7707	95.4		
8	41	13C4-PFHpA	367.2 > 321.8	1.63e3	2.77e3	1.00	0.587	3.56	3.56	7.34	12.0521	96.4		
9	42	18O2-PFHxS	403.0 > 102.6	1.69e2	3.64e2	1.00	0.464	3.72	3.71	5.80	11.5772	92.6		
10	44	13C2-PFOA	414.9 > 369.7	2.66e3	3.17e3	1.00	0.837	4.09	4.09	10.5	12.6352	101.1		
11	-1													
12	14	PFNA	463.0 > 418.8	2.48e3	2.85e3	1.00	1.08	4.54	4.54	10.8	10.7156	107.2	6.423	NO
13	16	L-PFOS	498.9 > 79.9	2.42e2	3.84e2	1.00	0.788	4.63	4.62	7.88	9.5894	95.9	2.183	YES
14	18	PFDA	513 > 468.8	2.60e3	2.55e3	1.00	1.27	4.92	4.91	12.7	10.2054	102.1	7.977	NO
15	21	L-MeFOSAA	570 > 419	7.36e2	7.40e2	1.00	1.24	4.98	5.07	12.4	10.6530	106.5	3.054	NO
16	25	PFUdA	563.0 > 518.9	2.26e3	3.12e3	1.00	0.906	5.25	5.25	9.06	9.4146	94.1	14.379	NO
17	45	13C5-PFNA	468.2 > 422.9	2.85e3	2.82e3	1.00	1.01	4.54	4.53	12.7	13.1152	104.9		
18	47	13C8-PFOS	507.0 > 79.9	3.84e2	3.57e2	1.00	1.08	4.63	4.62	13.5	12.3966	99.2		
19	48	13C2-PFDA	515.1 > 469.9	2.55e3	2.67e3	1.00	0.957	4.92	4.91	12.0	11.9842	95.9		
20	50	d3-N-MeFOSAA	573.3 > 419	7.40e2	3.03e3	1.00	0.244	5.08	5.07	3.05	13.3080	106.5		
21	51	13C2-PFUdA	565 > 519.8	3.12e3	3.03e3	1.00	1.03	5.25	5.25	12.9	13.2095	105.7		
22	-1													
23	23	L-EtFOSAA	584.1 > 419	7.02e2	9.15e2	1.00	0.960	5.24	5.23	9.60	9.9232	99.2	1.603	NO
24	29	PFTrDA	662.9 > 618.9	2.41e3	2.98e3	1.00	1.01	5.79	5.79	10.1	8.8585	88.6	39.202	NO
25	27	PFDoA	612.9 > 569.0	2.47e3	2.98e3	1.00	1.03	5.54	5.53	10.3	9.2491	92.5	9.767	NO
26	30	PFTeDA	712.8 > 669.0	2.20e3	2.04e3	1.00	1.35	6.01	6.01	13.5	10.6084	106.1	10.369	NO
27	61	13C5-PFHxA	318 > 272.9	2.77e3	2.77e3	1.00	1.00	2.95	2.94	12.5	12.5000	100.0		
28	52	d5-N-EtFOSAA	589.3 > 419	9.15e2	3.03e3	1.00	0.301	5.23	5.23	3.77	14.6386	117.1		
29	53	13C2-PFDoA	615.0 > 569.7	2.98e3	2.67e3	1.00	1.12	5.54	5.53	14.0	12.9449	103.6		
30	53	13C2-PFDoA	615.0 > 569.7	2.98e3	2.67e3	1.00	1.12	5.54	5.53	14.0	12.9449	103.6		
31	55	13C2-PFTeDA	714.8 > 669.6	2.04e3	3.03e3	1.00	0.671	6.01	6.01	8.39	12.1629	97.3		
32	63	13C8-PFOA	420.9 > 376	3.17e3	3.17e3	1.00	1.00	4.09	4.09	12.5	12.5000	100.0		
33	-1													
34	62	13C3-PFHxS	401.8 > 79.9	3.64e2	3.64e2	1.00	1.00	3.72	3.71	12.5	12.5000	100.0		
35	64	13C9-PFNA	472.2 > 426.9	2.82e3	2.82e3	1.00	1.00	4.54	4.53	12.5	12.5000	100.0		
36	65	13C4-PFOS	503 > 79.9	3.57e2	3.57e2	1.00	1.00	4.63	4.62	12.5	12.5000	100.0		

KBF 8/16/18

Dataset: F:\Projects\PFAS.PRO\Results\New folder\180816M1-ICV.qld

Last Altered: Friday, August 17, 2018 14:33:15 Pacific Daylight Time
Printed: Friday, August 17, 2018 14:34:11 Pacific Daylight Time

Name: 180816M1_13, Date: 16-Aug-2018, Time: 20:17:44, ID: ICV180816M1-1 PFC 537 ICV 18G3017, Description: PFC 537 ICV 18G3017

	#	Name	Trace	Area	IS Area	wt/vol	RRF	Pred.RT	RT	Response	Conc.	%Rec	Ion Ratio	Ratio Out?
37	66	13C6-PFDA	519.1 > 473.7	2.67e3	2.67e3	1.00	1.00	4.92	4.91	12.5	12.5000	100.0		
38	67	13C7-PFUdA	570.1 > 524.8	3.03e3	3.03e3	1.00	1.00	5.25	5.25	12.5	12.5000	100.0		

Vista Analytical Laboratory

Dataset: F:\Projects\PFAS.PRO\Results\New folder\180816M1-ICV.qld

Last Altered: Friday, August 17, 2018 14:33:15 Pacific Daylight Time
Printed: Friday, August 17, 2018 14:34:11 Pacific Daylight Time

Method: F:\Projects\PFAS.PRO\MethDB\PFAS_FULL_80C_081618.mdb 17 Aug 2018 13:46:30
Calibration: F:\Projects\PFAS.PRO\CurveDB\C18_VAL-PFAS_Q4_08-16-18_L14.cdb 17 Aug 2018 14:16:47

Name: 180816M1_13, Date: 16-Aug-2018, Time: 20:17:44, ID: ICV180816M1-1 PFC 537 ICV 18G3017, Description: PFC 537 ICV 18G3017

PFBS

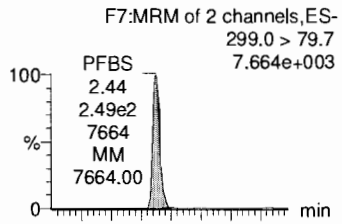

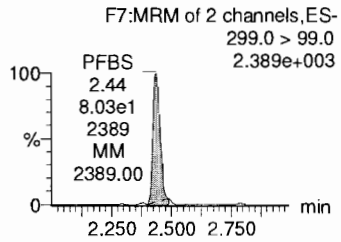

PFHxA

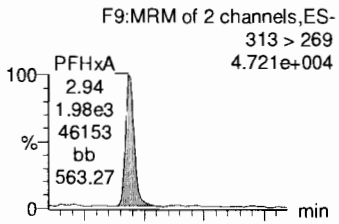

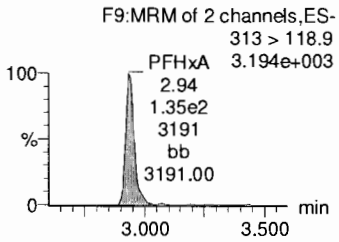

PFHpA

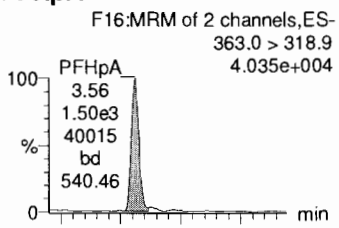

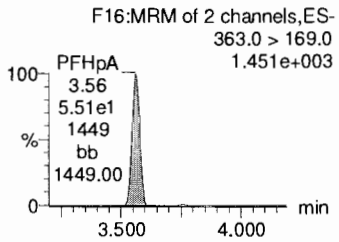

L-PFHxS

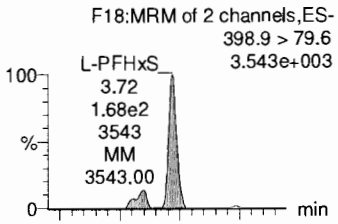

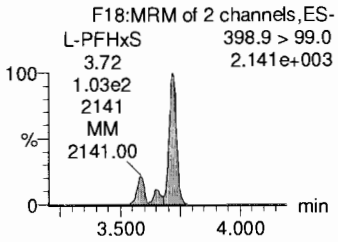

L-PFOA

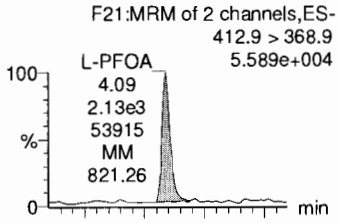

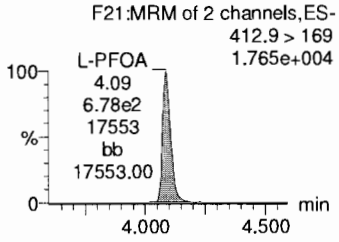

13C3-PFBS

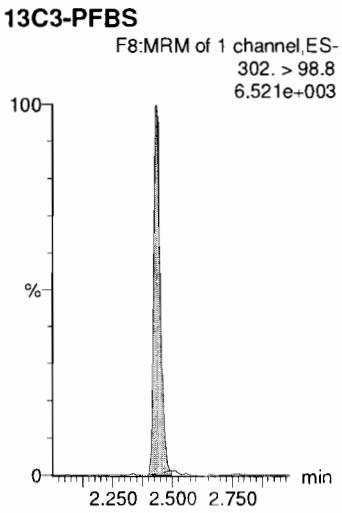

13C2-PFHxA

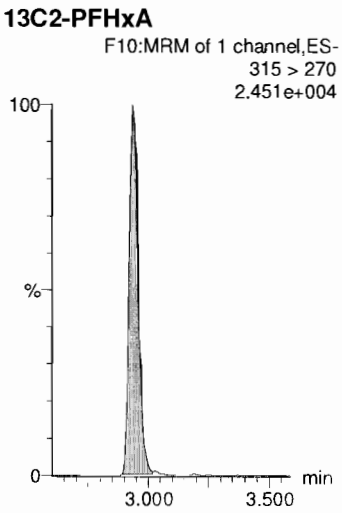

13C4-PFHpA

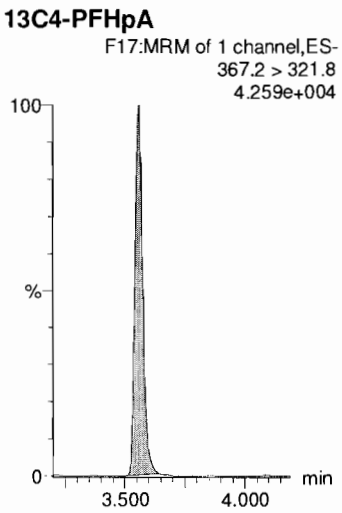

18O2-PFHxS

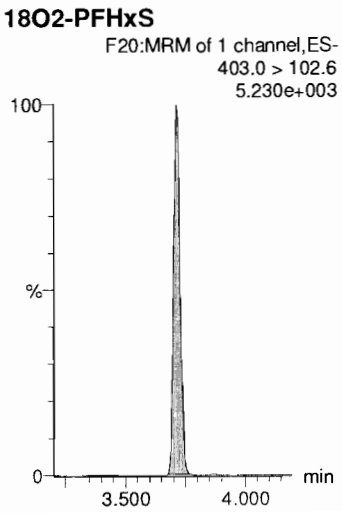

13C2-PFOA

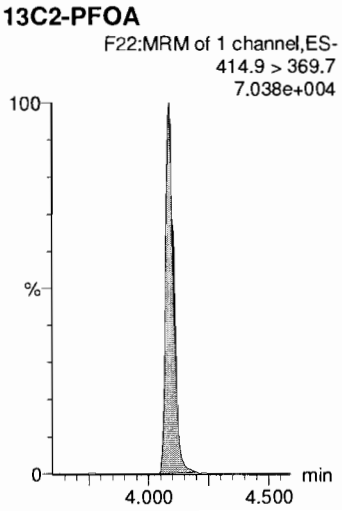

Dataset: F:\Projects\PFAS.PRO\Results\New folder\180816M1-ICV.qld

Last Altered: Friday, August 17, 2018 14:33:15 Pacific Daylight Time
Printed: Friday, August 17, 2018 14:34:11 Pacific Daylight Time

Name: 180816M1_13, Date: 16-Aug-2018, Time: 20:17:44, ID: ICV180816M1-1 PFC 537 ICV 18G3017, Description: PFC 537 ICV 18G3017

PFNA

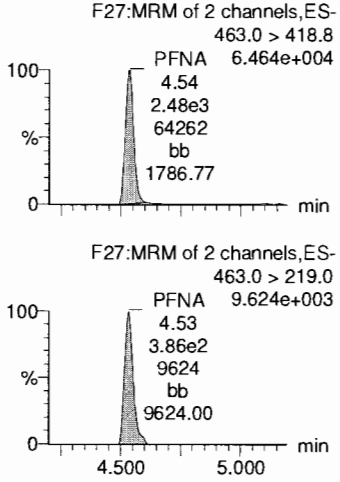

L-PFOS

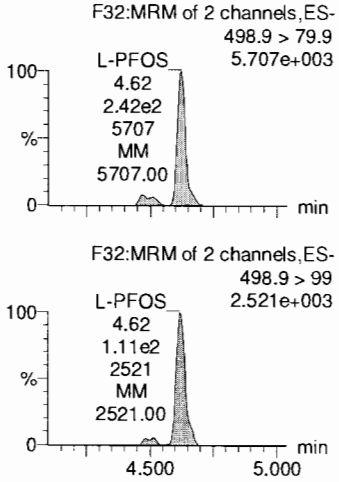

PFDA

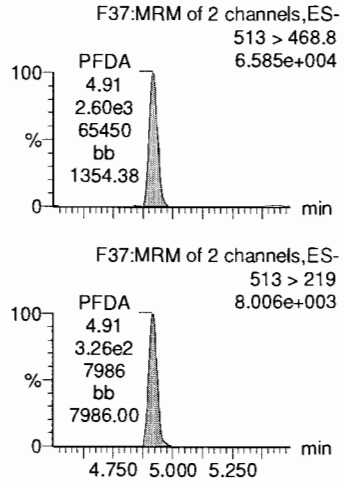

L-MeFOSAA

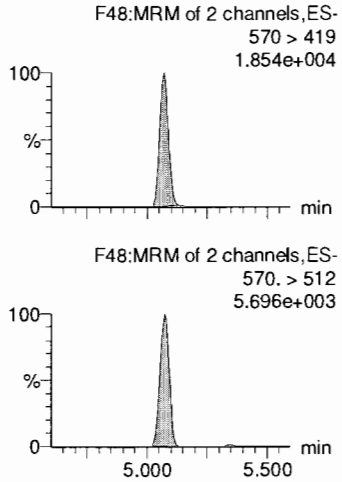

PFUdA

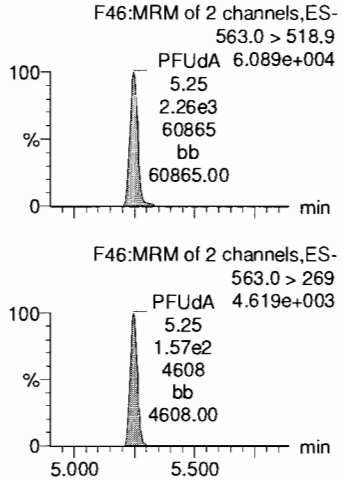

13C5-PFNA



13C8-PFOS

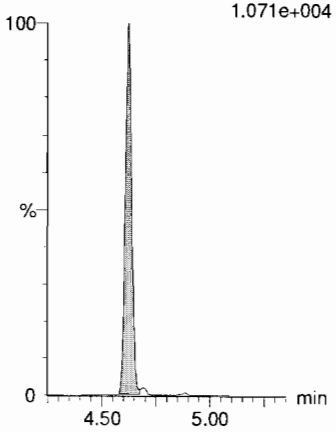

13C2-PFDA

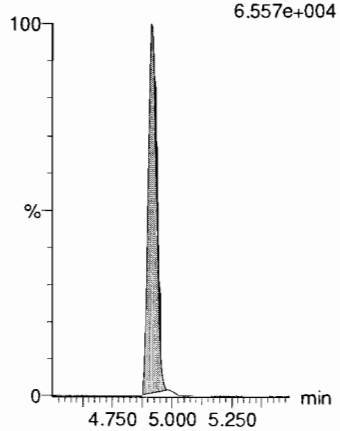

d3-N-MeFOSAA

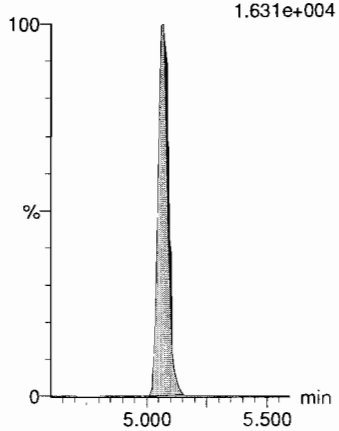

13C2-PFUdA

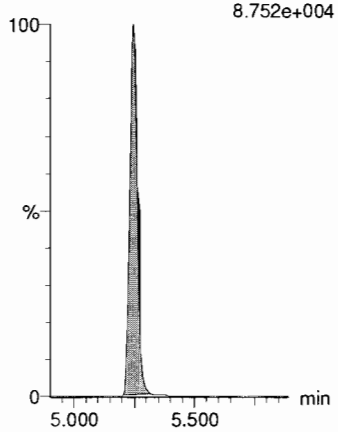

Dataset: F:\Projects\PFAS.PRO\Results\New folder\180816M1-ICV.qld

Last Altered: Friday, August 17, 2018 14:33:15 Pacific Daylight Time
Printed: Friday, August 17, 2018 14:34:11 Pacific Daylight Time

Name: 180816M1_13, Date: 16-Aug-2018, Time: 20:17:44, ID: ICV180816M1-1 PFC 537 ICV 18G3017, Description: PFC 537 ICV 18G3017

L-EtFOSAA

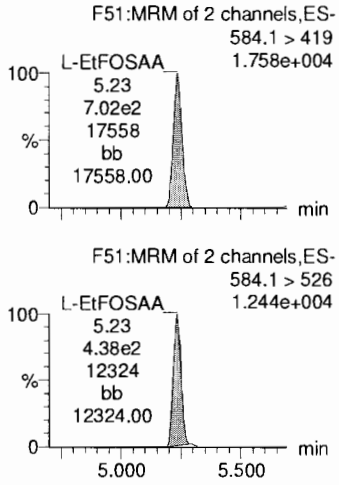

PFTrDA

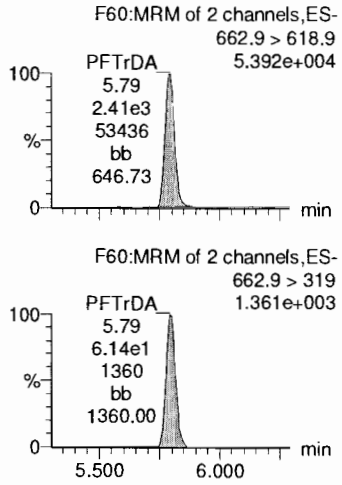

PFDoA

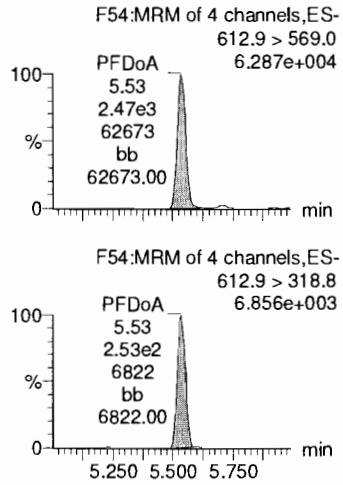

PFTeDA

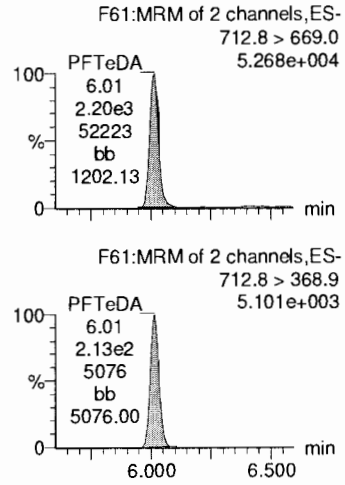

13C5-PFHxA

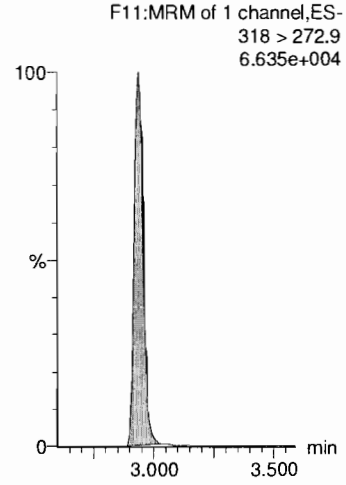

d5-N-EtFOSAA

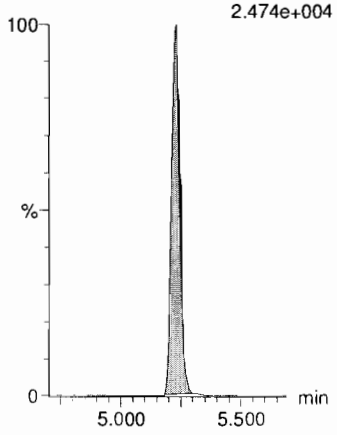

13C2-PFDoA

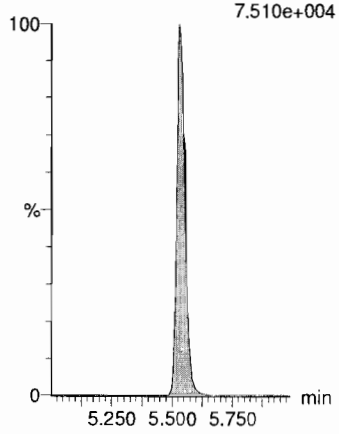

13C2-PFDoA

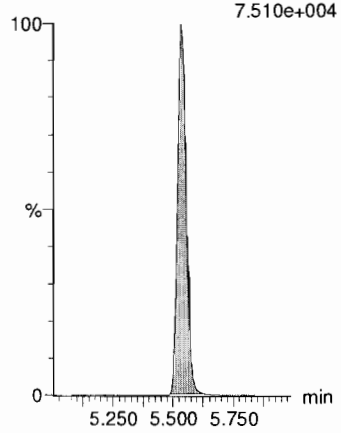

13C2-PFTeDA

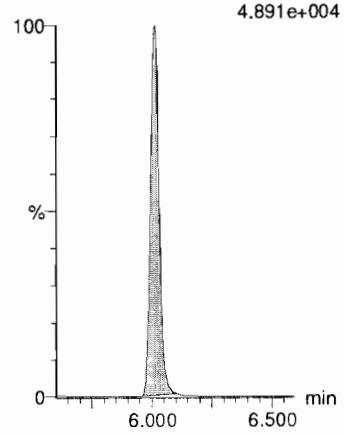

13C8-PFOA

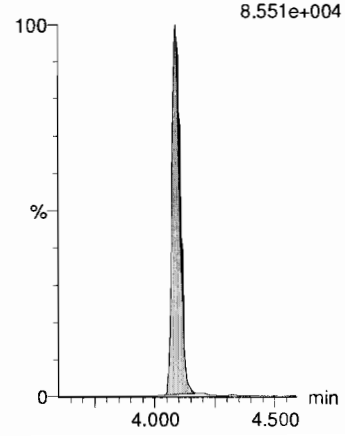

Vista Analytical Laboratory

Dataset: F:\Projects\PFAS.PRO\Results\New folder\180816M1-ICV.qld

Last Altered: Friday, August 17, 2018 14:33:15 Pacific Daylight Time
Printed: Friday, August 17, 2018 14:34:11 Pacific Daylight Time

Name: 180816M1_13, Date: 16-Aug-2018, Time: 20:17:44, ID: ICV180816M1-1 PFC 537 ICV 18G3017, Description: PFC 537 ICV 18G3017

13C3-PFHxS

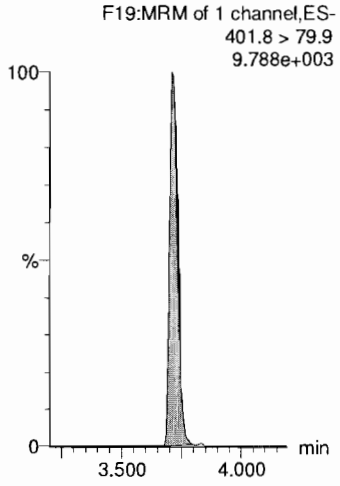

13C9-PFNA

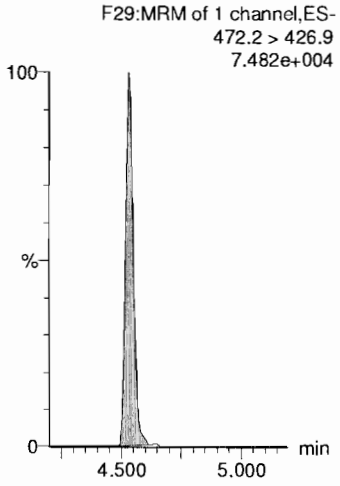

13C4-PFOS

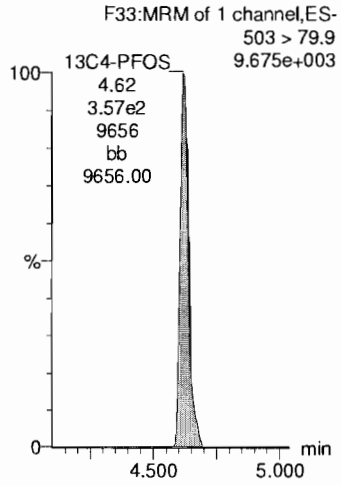

13C6-PFDA

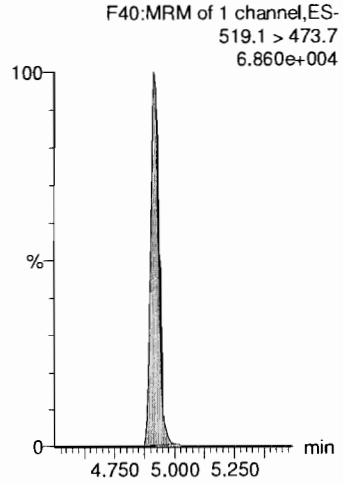

13C7-PFUdA

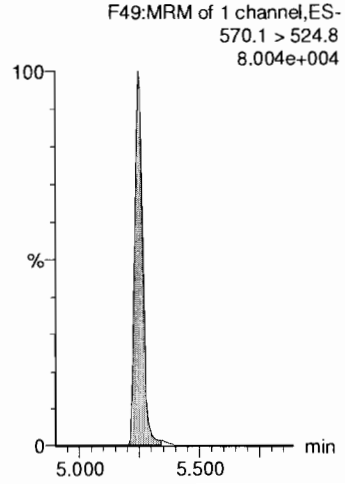

Vista Analytical Laboratory

Dataset: Untitled

Last Altered: Friday, August 17, 2018 14:55:46 Pacific Daylight Time
Printed: Friday, August 17, 2018 14:55:58 Pacific Daylight Time

Method: F:\Projects\PFAS.PRO\MethDB\PFAS_FULL_80C_081618.mdb 17 Aug 2018 13:46:30
Calibration: F:\Projects\PFAS.PRO\CurveDB\C18_VAL-PFAS_Q4_08-16-18_L14.cdb 17 Aug 2018 14:16:47

Name: 180816M1_12, Date: 16-Aug-2018, Time: 20:06:41, ID: IPA, Description: IPA

PFBS

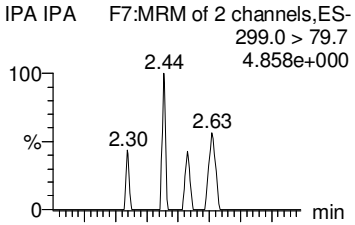

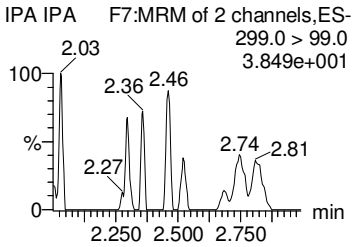

PFHxA

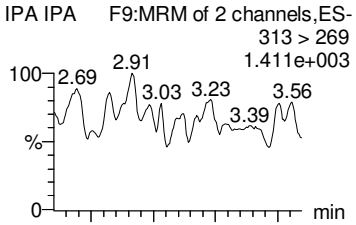

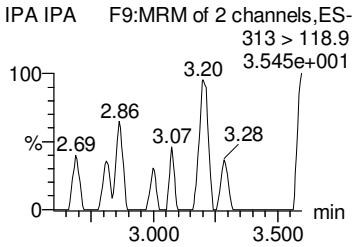

PFHpA

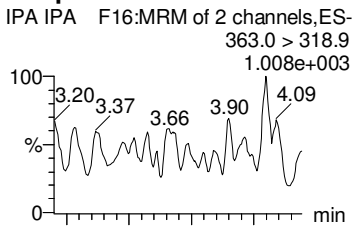

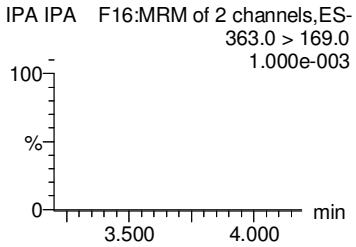

L-PFHxS

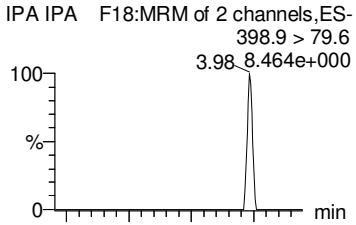

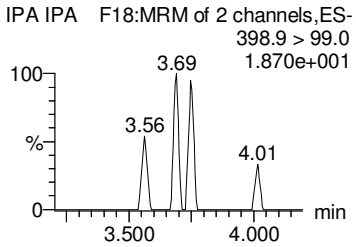

L-PFOA

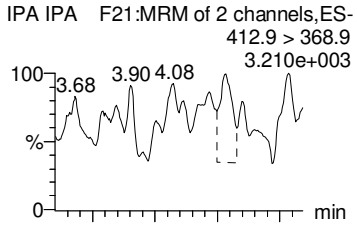

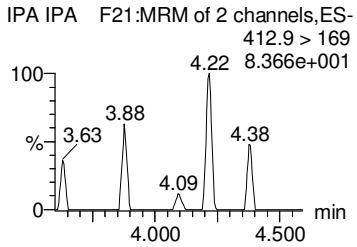

13C3-PFBS

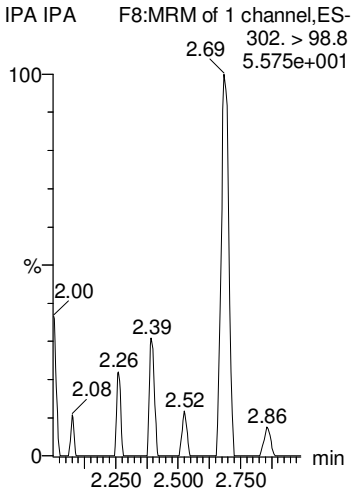

13C2-PFHxA

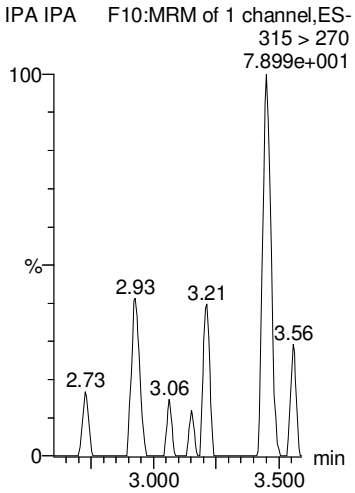

13C4-PFHpA

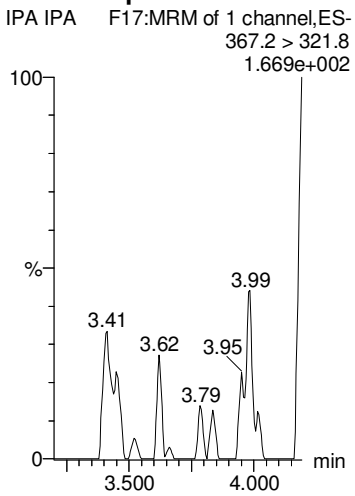

18O2-PFHxS

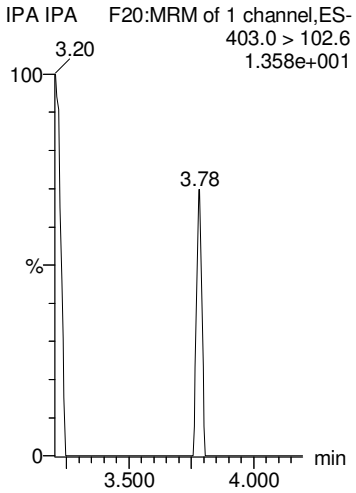

13C2-PFOA

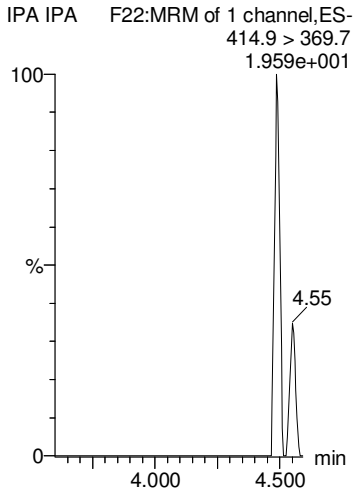

Vista Analytical Laboratory

Dataset: Untitled

Last Altered: Friday, August 17, 2018 14:55:46 Pacific Daylight Time
Printed: Friday, August 17, 2018 14:55:58 Pacific Daylight Time

Name: 180816M1_12, Date: 16-Aug-2018, Time: 20:06:41, ID: IPA, Description: IPA

PFNA

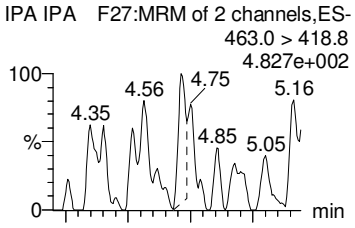

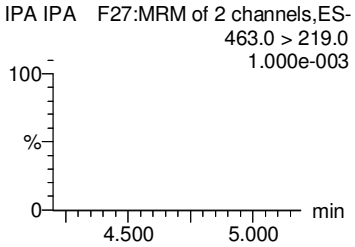

L-PFOS

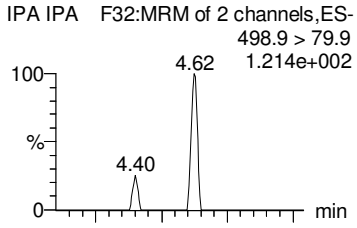

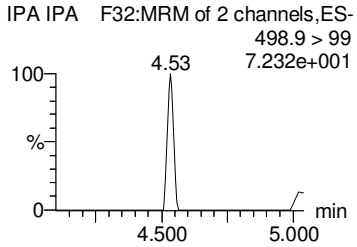

PFDA

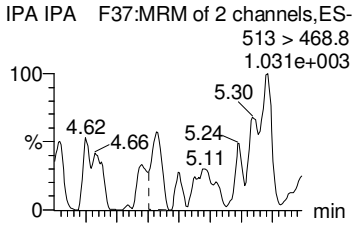

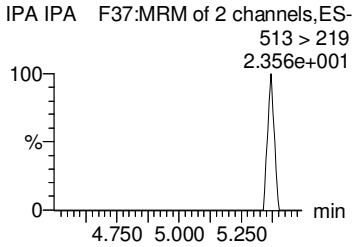

L-MeFOSAA

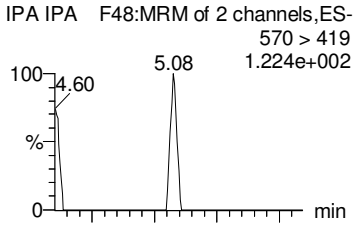

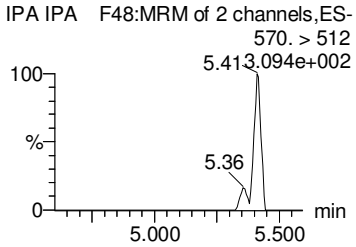

PFUdA

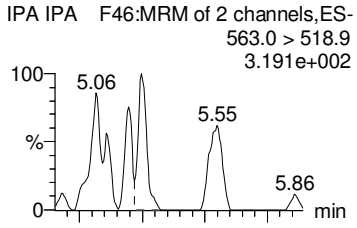

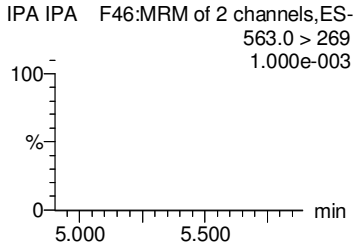

13C5-PFNA

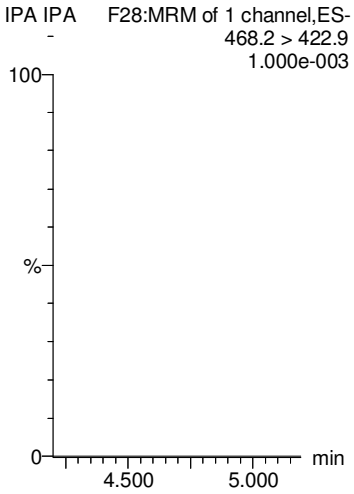

13C8-PFOS

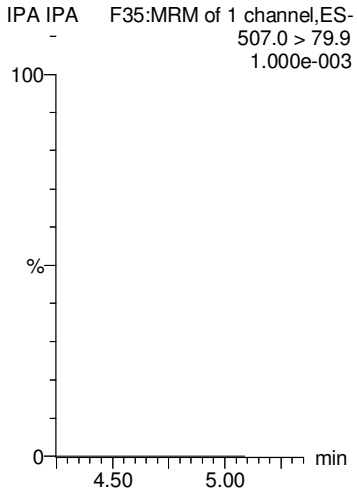

13C2-PFDA

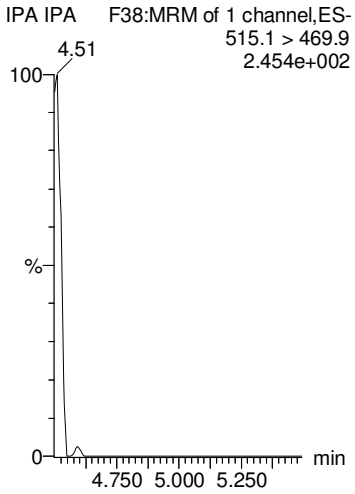

d3-N-MeFOSAA

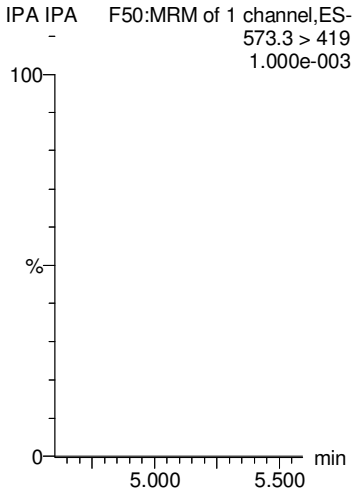

13C2-PFUdA

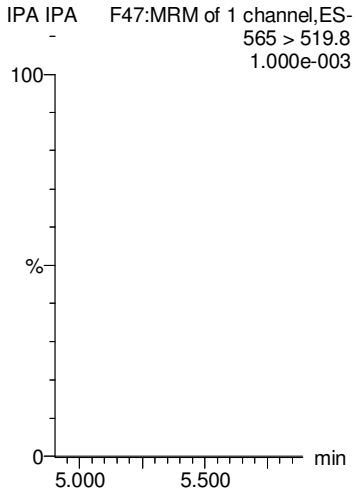

Dataset: Untitled

Last Altered: Friday, August 17, 2018 14:55:46 Pacific Daylight Time
Printed: Friday, August 17, 2018 14:55:58 Pacific Daylight Time

Name: 180816M1_12, Date: 16-Aug-2018, Time: 20:06:41, ID: IPA, Description: IPA

L-EtFOSAA

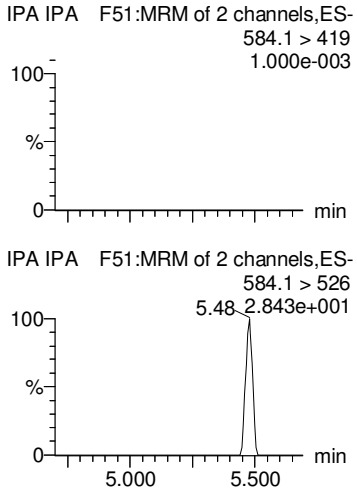

PFTrDA

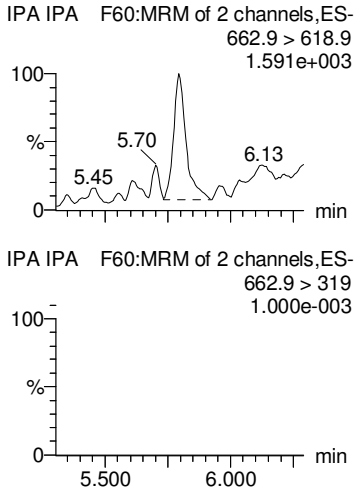

PFDoA

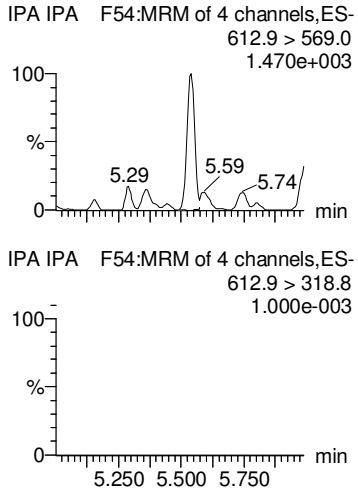

PFTeDA

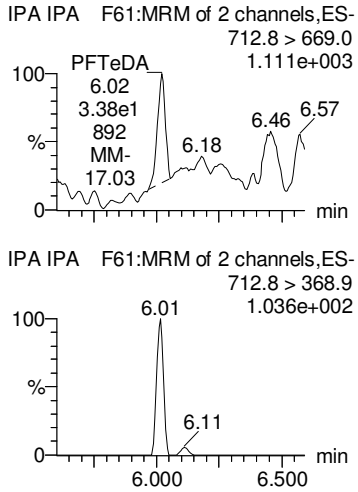

13C5-PFHxA

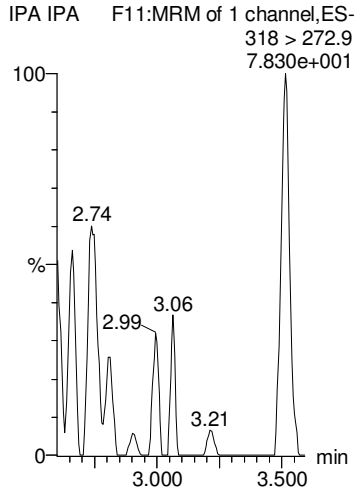

d5-N-EtFOSAA

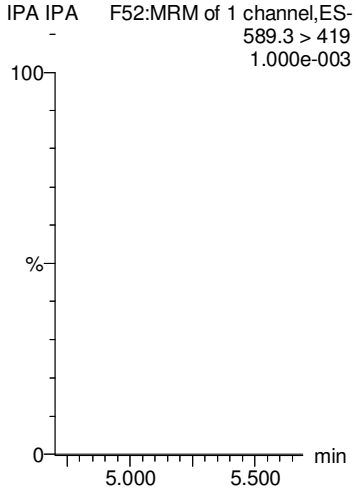

13C2-PFDoA

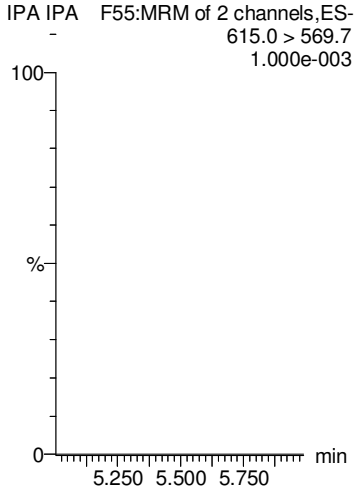

13C2-PFDoA

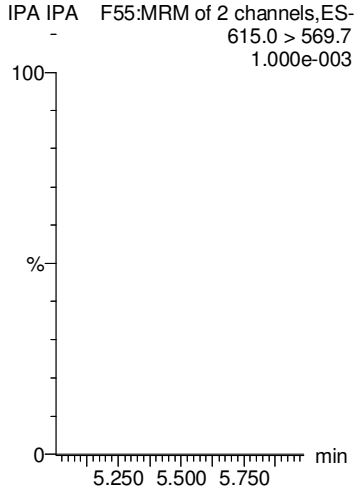

13C2-PFTeDA

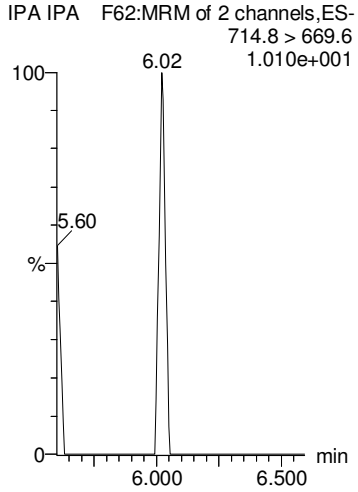

13C8-PFOA

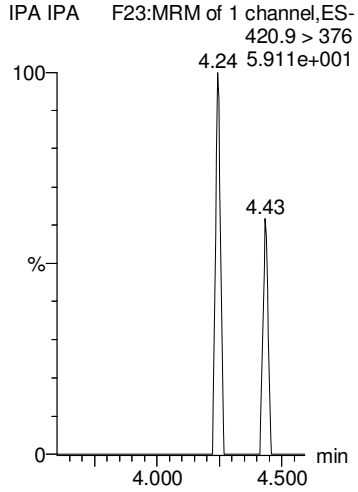

Vista Analytical Laboratory

Dataset: Untitled

Last Altered: Friday, August 17, 2018 14:55:46 Pacific Daylight Time
Printed: Friday, August 17, 2018 14:55:58 Pacific Daylight Time

Name: 180816M1_12, Date: 16-Aug-2018, Time: 20:06:41, ID: IPA, Description: IPA

13C3-PFHxS

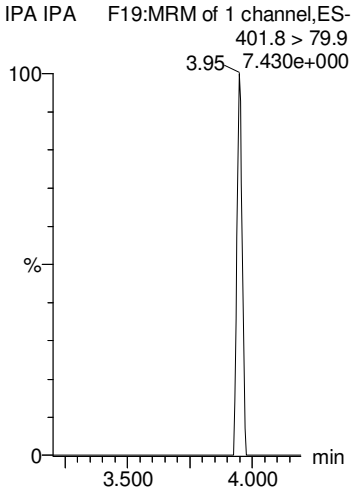

13C9-PFNA

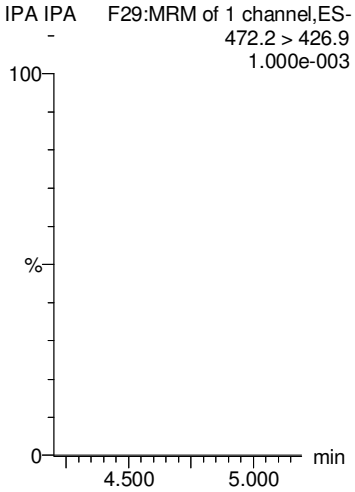

13C4-PFOS

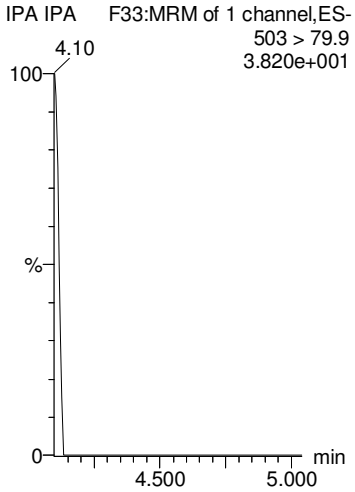

13C6-PFDA

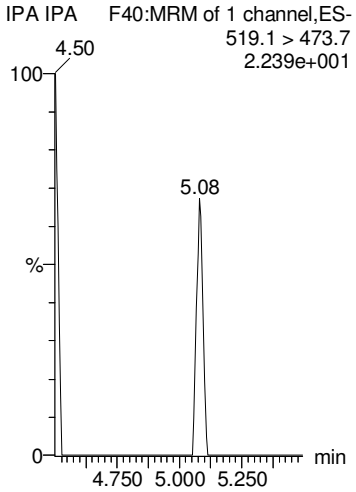

13C7-PFUdA

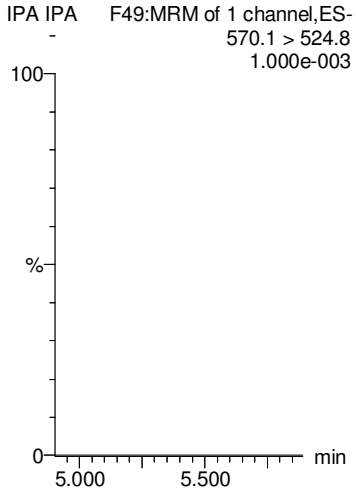

sys_sample_code lab_anl_method_name analysis_date analysis_time total_or_dissolved column_number test_type cas_rn chemical_name result_value result_error_delta result_type_code
reportable_result detect_flag lab_qualifiers organic_yn method_detection_limit reporting_detection_limit quantatation_limit result_unit detection_limit_unit tic_retention_time
result_comment qc_original_conc qc_spike_added qc_spike_measured qc_spike_recovery qc_dup_original_conc qc_dup_spike_added qc_dup_spike_measured qc_dup_spike_recovery
qc_rpd qc_spike_lcl qc_spike_ucl qc_rpd_cl qc_spike_status qc_dup_spike_status qc_rpd_status uncertainty minimum_detectable_conc counting_errror crtitical_value
SB01-20180712 EPA-537M 07/25/18 21:26 N NA INITIAL 375-73-5 Perfluorobutanesulfonic acid TRG Yes N U Y 1.37 2.00 4.00 ng/l ng/l
SB01-20180712 EPA-537M 07/25/18 21:26 N NA INITIAL 307-24-4 Perfluorohexanoic acid TRG Yes N U Y 1.37 2.00 4.00 ng/l ng/l
SB01-20180712 EPA-537M 07/25/18 21:26 N NA INITIAL 375-85-9 Perfluoroheptanoic acid TRG Yes N U Y 1.37 2.00 4.00 ng/l ng/l
SB01-20180712 EPA-537M 07/25/18 21:26 N NA INITIAL 355-46-4 Perfluorohexanesulfonoic acid TRG Yes N U Y 1.37 2.00 4.00 ng/l ng/l
SB01-20180712 EPA-537M 07/25/18 21:26 N NA INITIAL 335-67-1 Perfluorooctanoic acid TRG Yes N U Y 1.37 2.00 4.00 ng/l ng/l
SB01-20180712 EPA-537M 07/25/18 21:26 N NA INITIAL 375-95-1 Perfluorononaoic acid TRG Yes N U Y 1.37 2.00 4.00 ng/l ng/l
SB01-20180712 EPA-537M 07/25/18 21:26 N NA INITIAL 1763-23-1 Perfluorooctanesulfonic acid 1.84 TRG Yes Y J Y 1.37 2.00 4.00 ng/l ng/l
SB01-20180712 EPA-537M 07/25/18 21:26 N NA INITIAL 335-76-2 Perfluorodecanoic acid TRG Yes N U Y 1.37 2.00 4.00 ng/l ng/l
SB01-20180712 EPA-537M 07/25/18 21:26 N NA INITIAL 2355-31-9 MeFOSAA TRG Yes N U Y 1.37 2.00 4.00 ng/l ng/l
SB01-20180712 EPA-537M 07/25/18 21:26 N NA INITIAL 2991-50-6 EtFOSAA TRG Yes N U Y 1.37 2.00 4.00 ng/l ng/l
SB01-20180712 EPA-537M 07/25/18 21:26 N NA INITIAL 2058-94-8 Perfluoroundecanoic acid TRG Yes N U Y 1.37 2.00 4.00 ng/l ng/l
SB01-20180712 EPA-537M 07/25/18 21:26 N NA INITIAL 307-55-1 Perfluorododecanoic acid TRG Yes N U Y 1.37 2.00 4.00 ng/l ng/l
SB01-20180712 EPA-537M 07/25/18 21:26 N NA INITIAL 72629-94-8 Perfluorotridecanoic acid TRG Yes N U Y 1.37 2.00 4.00 ng/l ng/l
SB01-20180712 EPA-537M 07/25/18 21:26 N NA INITIAL 376-06-7 Perfluorotetradecanoic acid TRG Yes N U Y 1.37 2.00 4.00 ng/l ng/l
SB01-20180712 EPA-537M 07/25/18 21:26 N NA INITIAL 13C3-PFBS 13C3-PFBS 99.7 SC Yes Y Y % recovered
100 99.7 99.7 50 150
SB01-20180712 EPA-537M 07/25/18 21:26 N NA INITIAL 13C2-PFHxA 13C2-PFHxA 94.4 SC Yes Y Y % recovered
100 94.4 94.4 50 150
SB01-20180712 EPA-537M 07/25/18 21:26 N NA INITIAL 13C4-PFHpA 13C4-PFHpA 95.2 SC Yes Y Y % recovered
100 95.2 95.2 50 150
SB01-20180712 EPA-537M 07/25/18 21:26 N NA INITIAL 18O2-PFHxS 18O2-PFHxS 85.7 SC Yes Y Y % recovered
100 85.7 85.7 50 150
SB01-20180712 EPA-537M 07/25/18 21:26 N NA INITIAL 13C2-PFOA 13C2-PFOA 91.3 SC Yes Y Y % recovered
100 91.3 91.3 50 150
SB01-20180712 EPA-537M 07/25/18 21:26 N NA INITIAL 13C5-PFNA 13C5-PFNA 78.3 SC Yes Y Y % recovered
100 78.3 78.3 50 150
SB01-20180712 EPA-537M 07/25/18 21:26 N NA INITIAL 13C8-PFOS 13C8-PFOS 111 SC Yes Y Y % recovered
100 111 111 50 150
SB01-20180712 EPA-537M 07/25/18 21:26 N NA INITIAL 13C2-PFDA 13C2-PFDA 69.6 SC Yes Y Y % recovered
100 69.6 69.6 50 150
SB01-20180712 EPA-537M 07/25/18 21:26 N NA INITIAL d3-MeFOSAA d3-MeFOSAA 57.9 SC Yes Y Y % recovered
100 57.9 57.9 50 150
SB01-20180712 EPA-537M 07/25/18 21:26 N NA INITIAL d5-EtFOSAA d5-EtFOSAA 64.8 SC Yes Y Y % recovered
100 64.8 64.8 50 150
SB01-20180712 EPA-537M 07/25/18 21:26 N NA INITIAL 13C2-PFUnA 13C2-PFUnA 64.0 SC Yes Y Y % recovered
100 64.0 64.0 50 150
SB01-20180712 EPA-537M 07/25/18 21:26 N NA INITIAL 13C2-PFDoA 13C2-PFDoA 64.6 SC Yes Y Y % recovered
100 64.6 64.6 50 150
SB01-20180712 EPA-537M 07/25/18 21:26 N NA INITIAL 13C2-PFTeDA 13C2-PFTeDA 74.8 SC Yes Y Y % recovered
100 74.8 74.8 50 150
IS720W02S-20180712 EPA-537M 07/25/18 21:37 N NA INITIAL 375-73-5 Perfluorobutanesulfonic acid 38.1 TRG Yes Y Y 1.33 1.94 3.87 ng/l ng/l
IS720W02S-20180712 EPA-537M 07/25/18 21:37 N NA INITIAL 307-24-4 Perfluorohexanoic acid 247 TRG Yes Y Y 1.33 1.94 3.87 ng/l ng/l
IS720W02S-20180712 EPA-537M 07/25/18 21:37 N NA INITIAL 375-85-9 Perfluoroheptanoic acid 96.7 TRG Yes Y Y 1.33 1.94 3.87 ng/l ng/l
IS720W02S-20180712 EPA-537M 07/25/18 21:37 N NA INITIAL 355-46-4 Perfluorohexanesulfonoic acid 120 TRG Yes Y Y 1.33 1.94 3.87 ng/l
ng/l
IS720W02S-20180712 EPA-537M 07/25/18 21:37 N NA INITIAL 335-67-1 Perfluorooctanoic acid 755 TRG Yes Y B Y 1.33 1.94 3.87 ng/l ng/l
IS720W02S-20180712 EPA-537M 07/25/18 21:37 N NA INITIAL 375-95-1 Perfluorononaoic acid 2.98 TRG Yes Y J Y 1.33 1.94 3.87 ng/l ng/l
IS720W02S-20180712 EPA-537M 07/25/18 21:37 N NA INITIAL 1763-23-1 Perfluorooctanesulfonic acid 32.0 TRG Yes Y Y 1.33 1.94 3.87 ng/l ng/l
IS720W02S-20180712 EPA-537M 07/25/18 21:37 N NA INITIAL 335-76-2 Perfluorodecanoic acid TRG Yes N U Y 1.33 1.94 3.87 ng/l ng/l
IS720W02S-20180712 EPA-537M 07/25/18 21:37 N NA INITIAL 2355-31-9 MeFOSAA TRG Yes N U Y 1.33 1.94 3.87 ng/l ng/l
IS720W02S-20180712 EPA-537M 07/25/18 21:37 N NA INITIAL 2991-50-6 EtFOSAA TRG Yes N U Y 1.33 1.94 3.87 ng/l ng/l
IS720W02S-20180712 EPA-537M 07/25/18 21:37 N NA INITIAL 2058-94-8 Perfluoroundecanoic acid TRG Yes N U Y 1.33 1.94 3.87 ng/l ng/l
IS720W02S-20180712 EPA-537M 07/25/18 21:37 N NA INITIAL 307-55-1 Perfluorododecanoic acid TRG Yes N U Y 1.33 1.94 3.87 ng/l ng/l
IS720W02S-20180712 EPA-537M 07/25/18 21:37 N NA INITIAL 72629-94-8 Perfluorotridecanoic acid TRG Yes N U Y 1.33 1.94 3.87 ng/l ng/l
IS720W02S-20180712 EPA-537M 07/25/18 21:37 N NA INITIAL 376-06-7 Perfluorotetradecanoic acid TRG Yes N U Y 1.33 1.94 3.87 ng/l ng/l
IS720W02S-20180712 EPA-537M 07/25/18 21:37 N NA INITIAL 13C3-PFBS 13C3-PFBS 141 SC Yes Y Y % recovered
100 141 141 50 150
IS720W02S-20180712 EPA-537M 07/25/18 21:37 N NA INITIAL 13C2-PFHxA 13C2-PFHxA 89.7 SC Yes Y Y % recovered
100 89.7 89.7 50 150
IS720W02S-20180712 EPA-537M 07/25/18 21:37 N NA INITIAL 13C4-PFHpA 13C4-PFHpA 92.9 SC Yes Y Y % recovered
100 92.9 92.9 50 150
IS720W02S-20180712 EPA-537M 07/25/18 21:37 N NA INITIAL 18O2-PFHxS 18O2-PFHxS 91.9 SC Yes Y Y % recovered
100 91.9 91.9 50 150
IS720W02S-20180712 EPA-537M 07/25/18 21:37 N NA INITIAL 13C2-PFOA 13C2-PFOA 83.0 SC Yes Y Y % recovered
100 83.0 83.0 50 150
IS720W02S-20180712 EPA-537M 07/25/18 21:37 N NA INITIAL 13C5-PFNA 13C5-PFNA 82.0 SC Yes Y Y % recovered
100 82.0 82.0 50 150
IS720W02S-20180712 EPA-537M 07/25/18 21:37 N NA INITIAL 13C8-PFOS 13C8-PFOS 97.4 SC Yes Y Y % recovered
100 97.4 97.4 50 150
IS720W02S-20180712 EPA-537M 07/25/18 21:37 N NA INITIAL 13C2-PFDA 13C2-PFDA 66.0 SC Yes Y Y % recovered
100 66.0 66.0 50 150
IS720W02S-20180712 EPA-537M 07/25/18 21:37 N NA INITIAL d3-MeFOSAA d3-MeFOSAA 87.5 SC Yes Y Y % recovered
100 87.5 87.5 50 150
IS720W02S-20180712 EPA-537M 07/25/18 21:37 N NA INITIAL d5-EtFOSAA d5-EtFOSAA 108 SC Yes Y Y % recovered
100 108 108 50 150
IS720W02S-20180712 EPA-537M 07/25/18 21:37 N NA INITIAL 13C2-PFUnA 13C2-PFUnA 70.3 SC Yes Y Y % recovered
100 70.3 70.3 50 150
IS720W02S-20180712 EPA-537M 07/25/18 21:37 N NA INITIAL 13C2-PFDoA 13C2-PFDoA 55.0 SC Yes Y Y % recovered
100 55.0 55.0 50 150
IS720W02S-20180712 EPA-537M 07/25/18 21:37 N NA INITIAL 13C2-PFTeDA 13C2-PFTeDA 89.9 SC Yes Y Y % recovered
100 89.9 89.9 50 150
EB01-20180712 EPA-537M 07/25/18 21:47 N NA INITIAL 375-73-5 Perfluorobutanesulfonic acid TRG Yes N U Y 1.37 2.00 4.00 ng/l ng/l
EB01-20180712 EPA-537M 07/25/18 21:47 N NA INITIAL 307-24-4 Perfluorohexanoic acid TRG Yes N U Y 1.37 2.00 4.00 ng/l ng/l

EB01-20180712 EPA-537M 07/25/18 21:47 N NA INITIAL 375-85-9 Perfluoroheptanoic acid TRG Yes N U Y 1.37 2.00 4.00 ng/l ng/l
EB01-20180712 EPA-537M 07/25/18 21:47 N NA INITIAL 355-46-4 Perfluorohexanesulfonoic acid TRG Yes N U Y 1.37 2.00 4.00 ng/l ng/l
EB01-20180712 EPA-537M 07/25/18 21:47 N NA INITIAL 335-67-1 Perfluorooctanoic acid 2.73 TRG Yes Y J, B Y 1.37 2.00 4.00 ng/l ng/l
EB01-20180712 EPA-537M 07/25/18 21:47 N NA INITIAL 375-95-1 Perfluorononaoic acid TRG Yes N U Y 1.37 2.00 4.00 ng/l ng/l
EB01-20180712 EPA-537M 07/25/18 21:47 N NA INITIAL 1763-23-1 Perfluorooctanesulfonic acid TRG Yes N U Y 1.37 2.00 4.00 ng/l ng/l
EB01-20180712 EPA-537M 07/25/18 21:47 N NA INITIAL 335-76-2 Perfluorodecanoic acid TRG Yes N U Y 1.37 2.00 4.00 ng/l ng/l
EB01-20180712 EPA-537M 07/25/18 21:47 N NA INITIAL 2355-31-9 MeFOSAA TRG Yes N U Y 1.37 2.00 4.00 ng/l ng/l
EB01-20180712 EPA-537M 07/25/18 21:47 N NA INITIAL 2991-50-6 EtFOSAA TRG Yes N U Y 1.37 2.00 4.00 ng/l ng/l
EB01-20180712 EPA-537M 07/25/18 21:47 N NA INITIAL 2058-94-8 Perfluoroundecanoic acid TRG Yes N U Y 1.37 2.00 4.00 ng/l ng/l
EB01-20180712 EPA-537M 07/25/18 21:47 N NA INITIAL 307-55-1 Perfluorododecanoic acid TRG Yes N U Y 1.37 2.00 4.00 ng/l ng/l
EB01-20180712 EPA-537M 07/25/18 21:47 N NA INITIAL 72629-94-8 Perfluorotridecanoic acid TRG Yes N U Y 1.37 2.00 4.00 ng/l ng/l
EB01-20180712 EPA-537M 07/25/18 21:47 N NA INITIAL 376-06-7 Perfluorotetradecanoic acid TRG Yes N U Y 1.37 2.00 4.00 ng/l ng/l
EB01-20180712 EPA-537M 07/25/18 21:47 N NA INITIAL 13C3-PFBS 13C3-PFBS 96.3 SC Yes Y Y % recovered
100 96.3 96.3 50 150
EB01-20180712 EPA-537M 07/25/18 21:47 N NA INITIAL 13C2-PFHxA 13C2-PFHxA 90.4 SC Yes Y Y % recovered
100 90.4 90.4 50 150
EB01-20180712 EPA-537M 07/25/18 21:47 N NA INITIAL 13C4-PFHpA 13C4-PFHpA 89.0 SC Yes Y Y % recovered
100 89.0 89.0 50 150
EB01-20180712 EPA-537M 07/25/18 21:47 N NA INITIAL 18O2-PFHxS 18O2-PFHxS 98.6 SC Yes Y Y % recovered
100 98.6 98.6 50 150
EB01-20180712 EPA-537M 07/25/18 21:47 N NA INITIAL 13C2-PFOA 13C2-PFOA 76.3 SC Yes Y Y % recovered
100 76.3 76.3 50 150
EB01-20180712 EPA-537M 07/25/18 21:47 N NA INITIAL 13C5-PFNA 13C5-PFNA 63.7 SC Yes Y Y % recovered
100 63.7 63.7 50 150
EB01-20180712 EPA-537M 07/25/18 21:47 N NA INITIAL 13C8-PFOS 13C8-PFOS 93.0 SC Yes Y Y % recovered
100 93.0 93.0 50 150
EB01-20180712 EPA-537M 07/25/18 21:47 N NA INITIAL 13C2-PFDA 13C2-PFDA 62.0 SC Yes Y Y % recovered
100 62.0 62.0 50 150
EB01-20180712 EPA-537M 07/25/18 21:47 N NA INITIAL d3-MeFOSAA d3-MeFOSAA 49.7 SC Yes Y H Y % recovered
100 49.7 49.7 50 150 +
EB01-20180712 EPA-537M 07/25/18 21:47 N NA INITIAL d5-EtFOSAA d5-EtFOSAA 60.2 SC Yes Y Y % recovered
100 60.2 60.2 50 150
EB01-20180712 EPA-537M 07/25/18 21:47 N NA INITIAL 13C2-PFUnA 13C2-PFUnA 55.6 SC Yes Y Y % recovered
100 55.6 55.6 50 150
EB01-20180712 EPA-537M 07/25/18 21:47 N NA INITIAL 13C2-PFDoA 13C2-PFDoA 56.2 SC Yes Y Y % recovered
100 56.2 56.2 50 150
EB01-20180712 EPA-537M 07/25/18 21:47 N NA INITIAL 13C2-PFTeDA 13C2-PFTeDA 72.1 SC Yes Y Y % recovered
100 72.1 72.1 50 150
IS720W06S-20180712 EPA-537M 07/25/18 21:58 N NA INITIAL 375-73-5 Perfluorobutanesulfonic acid 127 TRG Yes Y Y 1.51 2.20 4.41 ng/l ng/l
IS720W06S-20180712 EPA-537M 07/25/18 21:58 N NA INITIAL 307-24-4 Perfluorohexanoic acid 362 TRG Yes Y Y 1.51 2.20 4.41 ng/l ng/l
IS720W06S-20180712 EPA-537M 07/25/18 21:58 N NA INITIAL 375-85-9 Perfluoroheptanoic acid 126 TRG Yes Y Y 1.51 2.20 4.41 ng/l ng/l
IS720W06S-20180712 EPA-537M 07/25/18 21:58 N NA INITIAL 355-46-4 Perfluorohexanesulfonoic acid 724 TRG Yes Y Y 1.51 2.20 4.41 ng/l
ng/l
IS720W06S-20180712 EPA-537M 07/25/18 21:58 N NA INITIAL 335-67-1 Perfluorooctanoic acid 801 TRG Yes Y B Y 1.51 2.20 4.41 ng/l ng/l
IS720W06S-20180712 EPA-537M 07/25/18 21:58 N NA INITIAL 375-95-1 Perfluorononaoic acid 9.62 TRG Yes Y Y 1.51 2.20 4.41 ng/l ng/l
IS720W06S-20180712 EPA-537M 07/25/18 21:58 N NA INITIAL 1763-23-1 Perfluorooctanesulfonic acid 282 TRG Yes Y Y 1.51 2.20 4.41 ng/l ng/l
IS720W06S-20180712 EPA-537M 07/25/18 21:58 N NA INITIAL 335-76-2 Perfluorodecanoic acid TRG Yes N U Y 1.51 2.20 4.41 ng/l ng/l
IS720W06S-20180712 EPA-537M 07/25/18 21:58 N NA INITIAL 2355-31-9 MeFOSAA TRG Yes N U Y 1.51 2.20 4.41 ng/l ng/l
IS720W06S-20180712 EPA-537M 07/25/18 21:58 N NA INITIAL 2991-50-6 EtFOSAA TRG Yes N U Y 1.51 2.20 4.41 ng/l ng/l
IS720W06S-20180712 EPA-537M 07/25/18 21:58 N NA INITIAL 2058-94-8 Perfluoroundecanoic acid TRG Yes N U Y 1.51 2.20 4.41 ng/l ng/l
IS720W06S-20180712 EPA-537M 07/25/18 21:58 N NA INITIAL 307-55-1 Perfluorododecanoic acid TRG Yes N U Y 1.51 2.20 4.41 ng/l ng/l
IS720W06S-20180712 EPA-537M 07/25/18 21:58 N NA INITIAL 72629-94-8 Perfluorotridecanoic acid TRG Yes N U Y 1.51 2.20 4.41 ng/l ng/l
IS720W06S-20180712 EPA-537M 07/25/18 21:58 N NA INITIAL 376-06-7 Perfluorotetradecanoic acid TRG Yes N U Y 1.51 2.20 4.41 ng/l ng/l
IS720W06S-20180712 EPA-537M 07/25/18 21:58 N NA INITIAL 13C3-PFBS 13C3-PFBS 137 SC Yes Y Y % recovered
100 137 137 50 150
IS720W06S-20180712 EPA-537M 07/25/18 21:58 N NA INITIAL 13C2-PFHxA 13C2-PFHxA 89.9 SC Yes Y Y % recovered
100 89.9 89.9 50 150
IS720W06S-20180712 EPA-537M 07/25/18 21:58 N NA INITIAL 13C4-PFHpA 13C4-PFHpA 88.9 SC Yes Y Y % recovered
100 88.9 88.9 50 150
IS720W06S-20180712 EPA-537M 07/25/18 21:58 N NA INITIAL 18O2-PFHxS 18O2-PFHxS 90.7 SC Yes Y Y % recovered
100 90.7 90.7 50 150
IS720W06S-20180712 EPA-537M 07/25/18 21:58 N NA INITIAL 13C2-PFOA 13C2-PFOA 94.8 SC Yes Y Y % recovered
100 94.8 94.8 50 150
IS720W06S-20180712 EPA-537M 07/25/18 21:58 N NA INITIAL 13C5-PFNA 13C5-PFNA 77.7 SC Yes Y Y % recovered
100 77.7 77.7 50 150
IS720W06S-20180712 EPA-537M 07/25/18 21:58 N NA INITIAL 13C8-PFOS 13C8-PFOS 94.0 SC Yes Y Y % recovered
100 94.0 94.0 50 150
IS720W06S-20180712 EPA-537M 07/25/18 21:58 N NA INITIAL 13C2-PFDA 13C2-PFDA 69.5 SC Yes Y Y % recovered
100 69.5 69.5 50 150
IS720W06S-20180712 EPA-537M 07/25/18 21:58 N NA INITIAL d3-MeFOSAA d3-MeFOSAA 103 SC Yes Y Y % recovered
100 103 103 50 150
IS720W06S-20180712 EPA-537M 07/25/18 21:58 N NA INITIAL d5-EtFOSAA d5-EtFOSAA 100 SC Yes Y Y % recovered
100 100 100 50 150
IS720W06S-20180712 EPA-537M 07/25/18 21:58 N NA INITIAL 13C2-PFUnA 13C2-PFUnA 76.8 SC Yes Y Y % recovered
100 76.8 76.8 50 150
IS720W06S-20180712 EPA-537M 07/25/18 21:58 N NA INITIAL 13C2-PFDoA 13C2-PFDoA 94.8 SC Yes Y Y % recovered 100 94.8 94.8
50 150
IS720W06S-20180712 EPA-537M 07/25/18 21:58 N NA INITIAL 13C2-PFTeDA 13C2-PFTeDA 115 SC Yes Y Y % recovered 100
115 115 50 150
DUP01-20180712 EPA-537M 08/17/18 12:02 N NA DILUTION1 375-73-5 Perfluorobutanesulfonic acid 6430 TRG Yes Y D Y 55.1 80.3 161 ng/l ng/l
DUP01-20180712 EPA-537M 08/17/18 12:02 N NA DILUTION1 307-24-4 Perfluorohexanoic acid 9750 TRG Yes Y D Y 55.1 80.3 161 ng/l ng/l
DUP01-20180712 EPA-537M 08/17/18 12:02 N NA DILUTION1 375-85-9 Perfluoroheptanoic acid 4420 TRG Yes Y D Y 55.1 80.3 161 ng/l ng/l
DUP01-20180712 EPA-537M 08/17/18 12:02 N NA DILUTION1 355-46-4 Perfluorohexanesulfonoic acid 111000 TRG Yes Y E, D Y 55.1 80.3 161 ng/l ng/l
DUP01-20180712 EPA-537M 08/17/18 12:02 N NA DILUTION1 335-67-1 Perfluorooctanoic acid 38400 TRG Yes Y B, D Y 55.1 80.3 161 ng/l ng/l
DUP01-20180712 EPA-537M 07/25/18 22:08 N NA INITIAL 375-95-1 Perfluorononaoic acid 146 TRG Yes Y Y 1.38 2.01 4.02 ng/l ng/l
DUP01-20180712 EPA-537M 08/17/18 12:02 N NA DILUTION1 1763-23-1 Perfluorooctanesulfonic acid 22500 TRG Yes Y D Y 55.1 80.3 161 ng/l ng/l
DUP01-20180712 EPA-537M 07/25/18 22:08 N NA INITIAL 335-76-2 Perfluorodecanoic acid 15.8 TRG Yes Y Y 1.38 2.01 4.02 ng/l ng/l
DUP01-20180712 EPA-537M 07/25/18 22:08 N NA INITIAL 2355-31-9 MeFOSAA TRG Yes N U Y 1.38 2.01 4.02 ng/l ng/l

DUP01-20180712 EPA-537M 07/25/18 22:08 N NA INITIAL 2991-50-6 EtFOSAA TRG Yes N U Y 1.38 2.01 4.02 ng/l ng/l
DUP01-20180712 EPA-537M 07/25/18 22:08 N NA INITIAL 2058-94-8 Perfluoroundecanoic acid TRG Yes N U Y 1.38 2.01 4.02 ng/l ng/l
DUP01-20180712 EPA-537M 07/25/18 22:08 N NA INITIAL 307-55-1 Perfluorododecanoic acid TRG Yes N U Y 1.38 2.01 4.02 ng/l ng/l
DUP01-20180712 EPA-537M 07/25/18 22:08 N NA INITIAL 72629-94-8 Perfluorotridecanoic acid TRG Yes N U Y 1.38 2.01 4.02 ng/l ng/l
DUP01-20180712 EPA-537M 07/25/18 22:08 N NA INITIAL 376-06-7 Perfluorotetradecanoic acid TRG Yes N U Y 1.38 2.01 4.02 ng/l ng/l
DUP01-20180712 EPA-537M 08/17/18 12:02 N NA DILUTION1 13C3-PFBS 13C3-PFBS 69.6 SC Yes Y D Y % recovered 100 69.6 69.6
50 150
DUP01-20180712 EPA-537M 08/17/18 12:02 N NA DILUTION1 13C2-PFHxA 13C2-PFHxA 191 SC Yes Y D, HY % recovered 100 191 191
50 150 +
DUP01-20180712 EPA-537M 08/17/18 12:02 N NA DILUTION1 13C4-PFHpA 13C4-PFHpA 89.0 SC Yes Y D Y % recovered 100 89.0 89.0
50 150
DUP01-20180712 EPA-537M 08/17/18 12:02 N NA DILUTION1 18O2-PFHxS 18O2-PFHxS 49.5 SC Yes Y D, HY % recovered 100 49.5 49.5
50 150 +
DUP01-20180712 EPA-537M 08/17/18 12:02 N NA DILUTION1 13C2-PFOA 13C2-PFOA 107 SC Yes Y D Y % recovered 100 107 107
50 150
DUP01-20180712 EPA-537M 08/17/18 12:02 N NA DILUTION1 13C5-PFNA 13C5-PFNA 72.3 SC Yes Y D Y % recovered 100 72.3 72.3
50 150
DUP01-20180712 EPA-537M 08/17/18 12:02 N NA DILUTION1 13C8-PFOS 13C8-PFOS 332 SC Yes Y D, HY % recovered 100 332 332
50 150 +
DUP01-20180712 EPA-537M 08/17/18 12:02 N NA DILUTION1 13C2-PFDA 13C2-PFDA 43.7 SC Yes Y D, HY % recovered 100 43.7 43.7
50 150 +
DUP01-20180712 EPA-537M 08/17/18 12:02 N NA DILUTION1 d3-MeFOSAA d3-MeFOSAA 65.1 SC Yes Y D Y % recovered 100 65.1 65.1
50 150
DUP01-20180712 EPA-537M 08/17/18 12:02 N NA DILUTION1 d5-EtFOSAA d5-EtFOSAA 72.4 SC Yes Y D Y % recovered 100 72.4 72.4
50 150
DUP01-20180712 EPA-537M 08/17/18 12:02 N NA DILUTION1 13C2-PFUnA 13C2-PFUnA 67.3 SC Yes Y D Y % recovered 100 67.3 67.3
50 150
DUP01-20180712 EPA-537M 08/17/18 12:02 N NA DILUTION1 13C2-PFDoA 13C2-PFDoA 71.6 SC Yes Y D Y % recovered 100 71.6 71.6
50 150
DUP01-20180712 EPA-537M 07/25/18 22:08 N NA INITIAL 13C2-PFTeDA 13C2-PFTeDA 68.1 SC Yes Y Y % recovered 100 68.1
68.1 50 150
IS720W03S-20180712 EPA-537M 07/25/18 22:18 N NA INITIAL 375-73-5 Perfluorobutanesulfonic acid 52.2 TRG Yes Y Y 1.47 2.14 4.28 ng/l ng/l
IS720W03S-20180712 EPA-537M 07/25/18 22:18 N NA INITIAL 307-24-4 Perfluorohexanoic acid 305 TRG Yes Y Y 1.47 2.14 4.28 ng/l ng/l
IS720W03S-20180712 EPA-537M 07/25/18 22:18 N NA INITIAL 375-85-9 Perfluoroheptanoic acid 89.9 TRG Yes Y Y 1.47 2.14 4.28 ng/l ng/l
IS720W03S-20180712 EPA-537M 07/25/18 22:18 N NA INITIAL 355-46-4 Perfluorohexanesulfonoic acid 299 TRG Yes Y Y 1.47 2.14 4.28 ng/l ng/l
IS720W03S-20180712 EPA-537M 07/25/18 22:18 N NA INITIAL 335-67-1 Perfluorooctanoic acid 884 TRG Yes Y B Y 1.47 2.14 4.28 ng/l ng/l
IS720W03S-20180712 EPA-537M 07/25/18 22:18 N NA INITIAL 375-95-1 Perfluorononaoic acid 2.34 TRG Yes Y J Y 1.47 2.14 4.28 ng/l ng/l
IS720W03S-20180712 EPA-537M 07/25/18 22:18 N NA INITIAL 1763-23-1 Perfluorooctanesulfonic acid 215 TRG Yes Y Y 1.47 2.14 4.28 ng/l ng/l
IS720W03S-20180712 EPA-537M 07/25/18 22:18 N NA INITIAL 335-76-2 Perfluorodecanoic acid TRG Yes N U Y 1.47 2.14 4.28 ng/l ng/l
IS720W03S-20180712 EPA-537M 07/25/18 22:18 N NA INITIAL 2355-31-9 MeFOSAA TRG Yes N U Y 1.47 2.14 4.28 ng/l ng/l
IS720W03S-20180712 EPA-537M 07/25/18 22:18 N NA INITIAL 2991-50-6 EtFOSAA TRG Yes N U Y 1.47 2.14 4.28 ng/l ng/l
IS720W03S-20180712 EPA-537M 07/25/18 22:18 N NA INITIAL 2058-94-8 Perfluoroundecanoic acid TRG Yes N U Y 1.47 2.14 4.28 ng/l ng/l
IS720W03S-20180712 EPA-537M 07/25/18 22:18 N NA INITIAL 307-55-1 Perfluorododecanoic acid TRG Yes N U Y 1.47 2.14 4.28 ng/l ng/l
IS720W03S-20180712 EPA-537M 07/25/18 22:18 N NA INITIAL 72629-94-8 Perfluorotridecanoic acid TRG Yes N U Y 1.47 2.14 4.28 ng/l ng/l
IS720W03S-20180712 EPA-537M 07/25/18 22:18 N NA INITIAL 376-06-7 Perfluorotetradecanoic acid TRG Yes N U Y 1.47 2.14 4.28 ng/l ng/l
IS720W03S-20180712 EPA-537M 07/25/18 22:18 N NA INITIAL 13C3-PFBS 13C3-PFBS 149 SC Yes Y Y % recovered 100 149 149
50 150
IS720W03S-20180712 EPA-537M 07/25/18 22:18 N NA INITIAL 13C2-PFHxA 13C2-PFHxA 87.0 SC Yes Y Y % recovered 100 87.0 87.0
50 150
IS720W03S-20180712 EPA-537M 07/25/18 22:18 N NA INITIAL 13C4-PFHpA 13C4-PFHpA 90.2 SC Yes Y Y % recovered 100 90.2 90.2
50 150
IS720W03S-20180712 EPA-537M 07/25/18 22:18 N NA INITIAL 18O2-PFHxS 18O2-PFHxS 87.4 SC Yes Y Y % recovered 100 87.4 87.4
50 150
IS720W03S-20180712 EPA-537M 07/25/18 22:18 N NA INITIAL 13C2-PFOA 13C2-PFOA 88.5 SC Yes Y Y % recovered 100 88.5 88.5
50 150
IS720W03S-20180712 EPA-537M 07/25/18 22:18 N NA INITIAL 13C5-PFNA 13C5-PFNA 80.5 SC Yes Y Y % recovered 100 80.5 80.5
50 150
IS720W03S-20180712 EPA-537M 07/25/18 22:18 N NA INITIAL 13C8-PFOS 13C8-PFOS 90.6 SC Yes Y Y % recovered 100 90.6 90.6
50 150
IS720W03S-20180712 EPA-537M 07/25/18 22:18 N NA INITIAL 13C2-PFDA 13C2-PFDA 62.7 SC Yes Y Y % recovered 100 62.7 62.7
50 150
IS720W03S-20180712 EPA-537M 07/25/18 22:18 N NA INITIAL d3-MeFOSAA d3-MeFOSAA 99.0 SC Yes Y Y % recovered 100 99.0 99.0
50 150
IS720W03S-20180712 EPA-537M 07/25/18 22:18 N NA INITIAL d5-EtFOSAA d5-EtFOSAA 89.1 SC Yes Y Y % recovered 100 89.1 89.1
50 150
IS720W03S-20180712 EPA-537M 07/25/18 22:18 N NA INITIAL 13C2-PFUnA 13C2-PFUnA 58.5 SC Yes Y Y % recovered 100 58.5 58.5
50 150
IS720W03S-20180712 EPA-537M 07/25/18 22:18 N NA INITIAL 13C2-PFDoA 13C2-PFDoA 77.9 SC Yes Y Y % recovered 100 77.9 77.9
50 150
IS720W03S-20180712 EPA-537M 07/25/18 22:18 N NA INITIAL 13C2-PFTeDA 13C2-PFTeDA 111 SC Yes Y Y % recovered 100
111 111 50 150
I012MW13S-20180712 EPA-537M 08/17/18 03:48 N NA DILUTION1 375-73-5 Perfluorobutanesulfonic acid 3660 TRG Yes Y D Y 26.3 38.3 76.8 ng/l ng/l
I012MW13S-20180712 EPA-537M 08/17/18 03:48 N NA DILUTION1 307-24-4 Perfluorohexanoic acid 13400 TRG Yes Y D Y 26.3 38.3 76.8 ng/l ng/l
I012MW13S-20180712 EPA-537M 08/17/18 03:48 N NA DILUTION1 375-85-9 Perfluoroheptanoic acid 6220 TRG Yes Y D Y 26.3 38.3 76.8 ng/l ng/l
I012MW13S-20180712 EPA-537M 08/17/18 03:48 N NA DILUTION1 355-46-4 Perfluorohexanesulfonoic acid 103000 TRG Yes Y B, E, D Y 26.3 38.3 76.8 ng/l ng/l
I012MW13S-20180712 EPA-537M 08/17/18 03:48 N NA DILUTION1 335-67-1 Perfluorooctanoic acid 34400 TRG Yes Y D Y 26.3 38.3 76.8 ng/l ng/l
I012MW13S-20180712 EPA-537M 07/25/18 22:29 N NA INITIAL 375-95-1 Perfluorononaoic acid 127 TRG Yes Y Y 1.50 2.19 4.38 ng/l ng/l
I012MW13S-20180712 EPA-537M 08/17/18 03:48 N NA DILUTION1 1763-23-1 Perfluorooctanesulfonic acid 19700 TRG Yes Y D Y 26.3 38.3 76.8 ng/l ng/l
I012MW13S-20180712 EPA-537M 07/25/18 22:29 N NA INITIAL 335-76-2 Perfluorodecanoic acid 12.0 TRG Yes Y Y 1.50 2.19 4.38 ng/l ng/l
I012MW13S-20180712 EPA-537M 07/25/18 22:29 N NA INITIAL 2355-31-9 MeFOSAA TRG Yes N U Y 1.50 2.19 4.38 ng/l ng/l
I012MW13S-20180712 EPA-537M 07/25/18 22:29 N NA INITIAL 2991-50-6 EtFOSAA TRG Yes N U Y 1.50 2.19 4.38 ng/l ng/l
I012MW13S-20180712 EPA-537M 07/25/18 22:29 N NA INITIAL 2058-94-8 Perfluoroundecanoic acid TRG Yes N U Y 1.50 2.19 4.38 ng/l ng/l
I012MW13S-20180712 EPA-537M 07/25/18 22:29 N NA INITIAL 307-55-1 Perfluorododecanoic acid TRG Yes N U Y 1.50 2.19 4.38 ng/l ng/l
I012MW13S-20180712 EPA-537M 07/25/18 22:29 N NA INITIAL 72629-94-8 Perfluorotridecanoic acid TRG Yes N U Y 1.50 2.19 4.38 ng/l ng/l
I012MW13S-20180712 EPA-537M 07/25/18 22:29 N NA INITIAL 376-06-7 Perfluorotetradecanoic acid TRG Yes N U Y 1.50 2.19 4.38 ng/l ng/l
I012MW13S-20180712 EPA-537M 08/17/18 03:48 N NA DILUTION1 13C3-PFBS 13C3-PFBS 248 SC Yes Y D, HY % recovered 100 248
248 50 150 +
I012MW13S-20180712 EPA-537M 08/17/18 03:48 N NA DILUTION1 13C2-PFHxA 13C2-PFHxA 233 SC Yes Y D, HY % recovered 100 233

233 50 150 +
I012MW13S-20180712 EPA-537M 08/17/18 03:48 N NA DILUTION1 13C4-PFHpA 13C4-PFHpA 115 SC Yes Y D Y % recovered 100 115
115 50 150
I012MW13S-20180712 EPA-537M 08/17/18 03:48 N NA DILUTION1 18O2-PFHxS 18O2-PFHxS 52.3 SC Yes Y D Y % recovered 100 52.3
52.3 50 150
I012MW13S-20180712 EPA-537M 08/17/18 03:48 N NA DILUTION1 13C2-PFOA 13C2-PFOA 186 SC Yes Y D, H Y % recovered 100 186
186 50 150 +
I012MW13S-20180712 EPA-537M 07/25/18 22:29 N NA INITIAL 13C5-PFNA 13C5-PFNA 97.0 SC Yes Y Y % recovered 100 97.0 97.0
50 150
I012MW13S-20180712 EPA-537M 08/17/18 03:48 N NA DILUTION1 13C8-PFOS 13C8-PFOS 81.5 SC Yes Y D Y % recovered 100 81.5
81.5 50 150
I012MW13S-20180712 EPA-537M 07/25/18 22:29 N NA INITIAL 13C2-PFDA 13C2-PFDA 79.3 SC Yes Y Y % recovered 100 79.3 79.3
50 150
I012MW13S-20180712 EPA-537M 07/25/18 22:29 N NA INITIAL d3-MeFOSAA d3-MeFOSAA 80.8 SC Yes Y Y % recovered 100 80.8 80.8
50 150
I012MW13S-20180712 EPA-537M 07/25/18 22:29 N NA INITIAL d5-EtFOSAA d5-EtFOSAA 70.6 SC Yes Y Y % recovered 100 70.6 70.6
50 150
I012MW13S-20180712 EPA-537M 07/25/18 22:29 N NA INITIAL 13C2-PFUnA 13C2-PFUnA 69.7 SC Yes Y Y % recovered 100 69.7 69.7
50 150
I012MW13S-20180712 EPA-537M 07/25/18 22:29 N NA INITIAL 13C2-PFDoA 13C2-PFDoA 76.3 SC Yes Y Y % recovered 100 76.3 76.3
50 150
I012MW13S-20180712 EPA-537M 07/25/18 22:29 N NA INITIAL 13C2-PFTeDA 13C2-PFTeDA 80.9 SC Yes Y Y % recovered 100
80.9 80.9 50 150
B8G0154-BLK1 EPA-537M 07/25/18 07:47 N NA INITIAL 375-73-5 Perfluorobutanesulfonic acid TRG Yes N U Y 1.37 2.00 4.00 ng/l ng/l
B8G0154-BLK1 EPA-537M 07/25/18 07:47 N NA INITIAL 307-24-4 Perfluorohexanoic acid TRG Yes N U Y 1.37 2.00 4.00 ng/l ng/l
B8G0154-BLK1 EPA-537M 07/25/18 07:47 N NA INITIAL 375-85-9 Perfluoroheptanoic acid TRG Yes N U Y 1.37 2.00 4.00 ng/l ng/l
B8G0154-BLK1 EPA-537M 07/25/18 07:47 N NA INITIAL 355-46-4 Perfluorohexanesulfonoic acid TRG Yes N U Y 1.37 2.00 4.00 ng/l ng/l
B8G0154-BLK1 EPA-537M 07/25/18 07:47 N NA INITIAL 335-67-1 Perfluorooctanoic acid 2.31 TRG Yes Y J Y 1.37 2.00 4.00 ng/l ng/l
B8G0154-BLK1 EPA-537M 07/25/18 07:47 N NA INITIAL 375-95-1 Perfluorononaoic acid TRG Yes N U Y 1.37 2.00 4.00 ng/l ng/l
B8G0154-BLK1 EPA-537M 07/25/18 07:47 N NA INITIAL 1763-23-1 Perfluorooctanesulfonic acid TRG Yes N U Y 1.37 2.00 4.00 ng/l ng/l
B8G0154-BLK1 EPA-537M 07/25/18 07:47 N NA INITIAL 335-76-2 Perfluorodecanoic acid TRG Yes N U Y 1.37 2.00 4.00 ng/l ng/l
B8G0154-BLK1 EPA-537M 07/25/18 07:47 N NA INITIAL 2355-31-9 MeFOSAA TRG Yes N U Y 1.37 2.00 4.00 ng/l ng/l
B8G0154-BLK1 EPA-537M 07/25/18 07:47 N NA INITIAL 2991-50-6 EtFOSAA TRG Yes N U Y 1.37 2.00 4.00 ng/l ng/l
B8G0154-BLK1 EPA-537M 07/25/18 07:47 N NA INITIAL 2058-94-8 Perfluoroundecanoic acid TRG Yes N U Y 1.37 2.00 4.00 ng/l ng/l
B8G0154-BLK1 EPA-537M 07/25/18 07:47 N NA INITIAL 307-55-1 Perfluorododecanoic acid TRG Yes N U Y 1.37 2.00 4.00 ng/l ng/l
B8G0154-BLK1 EPA-537M 07/25/18 07:47 N NA INITIAL 72629-94-8 Perfluorotridecanoic acid TRG Yes N U Y 1.37 2.00 4.00 ng/l ng/l
B8G0154-BLK1 EPA-537M 07/25/18 07:47 N NA INITIAL 376-06-7 Perfluorotetradecanoic acid TRG Yes N U Y 1.37 2.00 4.00 ng/l ng/l
B8G0154-BLK1 EPA-537M 07/25/18 07:47 N NA INITIAL 13C3-PFBS 13C3-PFBS 82.8 SC Yes Y Y % recovered 100 82.8 82.8
50 150
B8G0154-BLK1 EPA-537M 07/25/18 07:47 N NA INITIAL 13C2-PFHxA 13C2-PFHxA 77.9 SC Yes Y Y % recovered 100 77.9 77.9
50 150
B8G0154-BLK1 EPA-537M 07/25/18 07:47 N NA INITIAL 13C4-PFHpA 13C4-PFHpA 75.0 SC Yes Y Y % recovered 100 75.0 75.0
50 150
B8G0154-BLK1 EPA-537M 07/25/18 07:47 N NA INITIAL 18O2-PFHxS 18O2-PFHxS 96.2 SC Yes Y Y % recovered 100 96.2 96.2
50 150
B8G0154-BLK1 EPA-537M 07/25/18 07:47 N NA INITIAL 13C2-PFOA 13C2-PFOA 73.3 SC Yes Y Y % recovered 100 73.3 73.3
50 150
B8G0154-BLK1 EPA-537M 07/25/18 07:47 N NA INITIAL 13C5-PFNA 13C5-PFNA 66.4 SC Yes Y Y % recovered 100 66.4 66.4
50 150
B8G0154-BLK1 EPA-537M 07/25/18 07:47 N NA INITIAL 13C8-PFOS 13C8-PFOS 85.7 SC Yes Y Y % recovered 100 85.7 85.7
50 150
B8G0154-BLK1 EPA-537M 07/25/18 07:47 N NA INITIAL 13C2-PFDA 13C2-PFDA 54.0 SC Yes Y Y % recovered 100 54.0 54.0
50 150
B8G0154-BLK1 EPA-537M 07/25/18 07:47 N NA INITIAL d3-MeFOSAA d3-MeFOSAA 55.5 SC Yes Y Y % recovered 100 55.5 55.5
50 150
B8G0154-BLK1 EPA-537M 07/25/18 07:47 N NA INITIAL d5-EtFOSAA d5-EtFOSAA 56.7 SC Yes Y Y % recovered 100 56.7 56.7
50 150
B8G0154-BLK1 EPA-537M 07/25/18 07:47 N NA INITIAL 13C2-PFUnA 13C2-PFUnA 49.1 SC Yes Y H Y % recovered 100 49.1 49.1
50 150 +
B8G0154-BLK1 EPA-537M 07/25/18 07:47 N NA INITIAL 13C2-PFDoA 13C2-PFDoA 60.1 SC Yes Y Y % recovered 100 60.1 60.1
50 150
B8G0154-BLK1 EPA-537M 07/25/18 07:47 N NA INITIAL 13C2-PFTeDA 13C2-PFTeDA 66.6 SC Yes Y Y % recovered 100 66.6
66.6 50 150
B8G0154-BS1 EPA-537M 07/25/18 07:37 N NA INITIAL 375-73-5 Perfluorobutanesulfonic acid 37.5 TRG Yes Y Y 1.37 2.00 4.00 ng/l ng/l 40.0 37.5 93.7
70 130
B8G0154-BS1 EPA-537M 07/25/18 07:37 N NA INITIAL 307-24-4 Perfluorohexanoic acid 37.4 TRG Yes Y Y 1.37 2.00 4.00 ng/l ng/l 40.0 37.4 93.5
70 130
B8G0154-BS1 EPA-537M 07/25/18 07:37 N NA INITIAL 375-85-9 Perfluoroheptanoic acid 39.8 TRG Yes Y Y 1.37 2.00 4.00 ng/l ng/l 40.0 39.8 99.5
70 130
B8G0154-BS1 EPA-537M 07/25/18 07:37 N NA INITIAL 355-46-4 Perfluorohexanesulfonoic acid 39.2 TRG Yes Y Y 1.37 2.00 4.00 ng/l ng/l 40.0 39.2 98.0
70 130
B8G0154-BS1 EPA-537M 07/25/18 07:37 N NA INITIAL 335-67-1 Perfluorooctanoic acid 38.9 TRG Yes Y B Y 1.37 2.00 4.00 ng/l ng/l 40.0 38.9 97.3
70 130
B8G0154-BS1 EPA-537M 07/25/18 07:37 N NA INITIAL 375-95-1 Perfluorononaoic acid 42.5 TRG Yes Y Y 1.37 2.00 4.00 ng/l ng/l 40.0 42.5 106
70 130
B8G0154-BS1 EPA-537M 07/25/18 07:37 N NA INITIAL 1763-23-1 Perfluorooctanesulfonic acid 35.1 TRG Yes Y Y 1.37 2.00 4.00 ng/l ng/l 40.0 35.1 87.6
70 130
B8G0154-BS1 EPA-537M 07/25/18 07:37 N NA INITIAL 335-76-2 Perfluorodecanoic acid 38.7 TRG Yes Y Y 1.37 2.00 4.00 ng/l ng/l 40.0 38.7 96.9
70 130
B8G0154-BS1 EPA-537M 07/25/18 07:37 N NA INITIAL 2355-31-9 MeFOSAA 42.6 TRG Yes Y Y 1.37 2.00 4.00 ng/l ng/l 40.0 42.6 106
70 130
B8G0154-BS1 EPA-537M 07/25/18 07:37 N NA INITIAL 2991-50-6 EtFOSAA 39.6 TRG Yes Y Y 1.37 2.00 4.00 ng/l ng/l 40.0 39.6 99.0
70 130
B8G0154-BS1 EPA-537M 07/25/18 07:37 N NA INITIAL 2058-94-8 Perfluoroundecanoic acid 41.0 TRG Yes Y Y 1.37 2.00 4.00 ng/l ng/l 40.0 41.0 103
70 130
B8G0154-BS1 EPA-537M 07/25/18 07:37 N NA INITIAL 307-55-1 Perfluorododecanoic acid 35.0 TRG Yes Y Y 1.37 2.00 4.00 ng/l ng/l 40.0 35.0 87.6
70 130
B8G0154-BS1 EPA-537M 07/25/18 07:37 N NA INITIAL 72629-94-8 Perfluorotridecanoic acid 47.9 TRG Yes Y Y 1.37 2.00 4.00 ng/l ng/l 40.0 47.9 120

60 130
B8G0154-BS1 EPA-537M 07/25/18 07:37 N NA INITIAL 376-06-7 Perfluorotetradecanoic acid 34.9 TRG Yes Y Y 1.37 2.00 4.00 ng/l ng/l 40.0 34.9 87.2
70 130
B8G0154-BS1 EPA-537M 07/25/18 07:37 N NA INITIAL 13C3-PFBS 13C3-PFBS 94.3 SC Yes Y Y % recovered 100 94.3 94.3
50 150
B8G0154-BS1 EPA-537M 07/25/18 07:37 N NA INITIAL 13C2-PFHxA 13C2-PFHxA 88.2 SC Yes Y Y % recovered 100 88.2 88.2
50 150
B8G0154-BS1 EPA-537M 07/25/18 07:37 N NA INITIAL 13C4-PFHpA 13C4-PFHpA 83.0 SC Yes Y Y % recovered 100 83.0 83.0
50 150
B8G0154-BS1 EPA-537M 07/25/18 07:37 N NA INITIAL 18O2-PFHxS 18O2-PFHxS 96.0 SC Yes Y Y % recovered 100 96.0 96.0
50 150
B8G0154-BS1 EPA-537M 07/25/18 07:37 N NA INITIAL 13C2-PFOA 13C2-PFOA 74.7 SC Yes Y Y % recovered 100 74.7 74.7
50 150
B8G0154-BS1 EPA-537M 07/25/18 07:37 N NA INITIAL 13C5-PFNA 13C5-PFNA 68.2 SC Yes Y Y % recovered 100 68.2 68.2
50 150
B8G0154-BS1 EPA-537M 07/25/18 07:37 N NA INITIAL 13C8-PFOS 13C8-PFOS 103 SC Yes Y Y % recovered 100 103 103
50 150
B8G0154-BS1 EPA-537M 07/25/18 07:37 N NA INITIAL 13C2-PFDA 13C2-PFDA 68.1 SC Yes Y Y % recovered 100 68.1 68.1
50 150
B8G0154-BS1 EPA-537M 07/25/18 07:37 N NA INITIAL d3-MeFOSAA d3-MeFOSAA 72.6 SC Yes Y Y % recovered 100 72.6 72.6
50 150
B8G0154-BS1 EPA-537M 07/25/18 07:37 N NA INITIAL d5-EtFOSAA d5-EtFOSAA 75.6 SC Yes Y Y % recovered 100 75.6 75.6
50 150
B8G0154-BS1 EPA-537M 07/25/18 07:37 N NA INITIAL 13C2-PFUnA 13C2-PFUnA 58.3 SC Yes Y Y % recovered 100 58.3 58.3
50 150
B8G0154-BS1 EPA-537M 07/25/18 07:37 N NA INITIAL 13C2-PFDoA 13C2-PFDoA 68.4 SC Yes Y Y % recovered 100 68.4 68.4
50 150
B8G0154-BS1 EPA-537M 07/25/18 07:37 N NA INITIAL 13C2-PFTeDA 13C2-PFTeDA 86.7 SC Yes Y Y % recovered 100 86.7 86.7
50 150
B8G0223-BLK1 EPA-537M 08/15/18 20:45 N NA INITIAL 375-73-5 Perfluorobutanesulfonic acid TRG Yes N U Y 1.37 2.00 4.00 ng/l ng/l
B8G0223-BLK1 EPA-537M 08/15/18 20:45 N NA INITIAL 307-24-4 Perfluorohexanoic acid TRG Yes N U Y 1.37 2.00 4.00 ng/l ng/l
B8G0223-BLK1 EPA-537M 08/15/18 20:45 N NA INITIAL 375-85-9 Perfluoroheptanoic acid TRG Yes N U Y 1.37 2.00 4.00 ng/l ng/l
B8G0223-BLK1 EPA-537M 08/15/18 20:45 N NA INITIAL 355-46-4 Perfluorohexanesulfonoic acid 1.38 TRG Yes Y J Y 1.37 2.00 4.00 ng/l ng/l
B8G0223-BLK1 EPA-537M 08/15/18 20:45 N NA INITIAL 335-67-1 Perfluorooctanoic acid TRG Yes N U Y 1.37 2.00 4.00 ng/l ng/l
B8G0223-BLK1 EPA-537M 08/15/18 20:45 N NA INITIAL 1763-23-1 Perfluorooctanesulfonic acid TRG Yes N U Y 1.37 2.00 4.00 ng/l ng/l
B8G0223-BLK1 EPA-537M 08/15/18 20:45 N NA INITIAL 13C3-PFBS 13C3-PFBS 98.6 SC Yes Y Y % recovered 100 98.6 98.6
50 150
B8G0223-BLK1 EPA-537M 08/15/18 20:45 N NA INITIAL 13C2-PFHxA 13C2-PFHxA 90.6 SC Yes Y Y % recovered 100 90.6 90.6
50 150
B8G0223-BLK1 EPA-537M 08/15/18 20:45 N NA INITIAL 13C4-PFHpA 13C4-PFHpA 95.8 SC Yes Y Y % recovered 100 95.8 95.8
50 150
B8G0223-BLK1 EPA-537M 08/15/18 20:45 N NA INITIAL 18O2-PFHxS 18O2-PFHxS 81.8 SC Yes Y Y % recovered 100 81.8 81.8
50 150
B8G0223-BLK1 EPA-537M 08/15/18 20:45 N NA INITIAL 13C2-PFOA 13C2-PFOA 87.7 SC Yes Y Y % recovered 100 87.7 87.7
50 150
B8G0223-BLK1 EPA-537M 08/15/18 20:45 N NA INITIAL 13C8-PFOS 13C8-PFOS 72.6 SC Yes Y Y % recovered 100 72.6 72.6
50 150
B8G0223-BS1 EPA-537M 08/18/18 02:24 N NA INITIAL 375-73-5 Perfluorobutanesulfonic acid 39.3 TRG Yes Y Y 1.37 2.00 4.00 ng/l ng/l 40.0 39.3 98.4
70 130
B8G0223-BS1 EPA-537M 08/18/18 02:24 N NA INITIAL 307-24-4 Perfluorohexanoic acid 41.1 TRG Yes Y Y 1.37 2.00 4.00 ng/l ng/l 40.0 41.1 103
70 130
B8G0223-BS1 EPA-537M 08/18/18 02:24 N NA INITIAL 375-85-9 Perfluoroheptanoic acid 40.6 TRG Yes Y Y 1.37 2.00 4.00 ng/l ng/l 40.0 40.6 102
70 130
B8G0223-BS1 EPA-537M 08/18/18 02:24 N NA INITIAL 355-46-4 Perfluorohexanesulfonoic acid 38.0 TRG Yes Y B Y 1.37 2.00 4.00 ng/l ng/l 40.0 38.0 95.0
70 130
B8G0223-BS1 EPA-537M 08/18/18 02:24 N NA INITIAL 335-67-1 Perfluorooctanoic acid 43.3 TRG Yes Y Y 1.37 2.00 4.00 ng/l ng/l 40.0 43.3 108
70 130
B8G0223-BS1 EPA-537M 08/18/18 02:24 N NA INITIAL 1763-23-1 Perfluorooctanesulfonic acid 41.8 TRG Yes Y Y 1.37 2.00 4.00 ng/l ng/l 40.0 41.8 105
70 130
B8G0223-BS1 EPA-537M 08/18/18 02:24 N NA INITIAL 13C3-PFBS 13C3-PFBS 112 SC Yes Y Y % recovered 100 112 112
50 150
B8G0223-BS1 EPA-537M 08/18/18 02:24 N NA INITIAL 13C2-PFHxA 13C2-PFHxA 93.9 SC Yes Y Y % recovered 100 93.9 93.9
50 150
B8G0223-BS1 EPA-537M 08/18/18 02:24 N NA INITIAL 13C4-PFHpA 13C4-PFHpA 98.4 SC Yes Y Y % recovered 100 98.4 98.4
50 150
B8G0223-BS1 EPA-537M 08/18/18 02:24 N NA INITIAL 18O2-PFHxS 18O2-PFHxS 99.6 SC Yes Y Y % recovered 100 99.6 99.6
50 150
B8G0223-BS1 EPA-537M 08/18/18 02:24 N NA INITIAL 13C2-PFOA 13C2-PFOA 92.1 SC Yes Y Y % recovered 100 92.1 92.1
50 150
B8G0223-BS1 EPA-537M 08/18/18 02:24 N NA INITIAL 13C8-PFOS 13C8-PFOS 102 SC Yes Y Y % recovered 100 102 102
50 150

LABORATORY DATA CONSULTANTS, INC.
2701 Loker Ave. West, Suite 220, Carlsbad, CA 92010 Bus: 760-827-1100 Fax: 760-827-1099

KMEA
9210 Sky Park Ct.
San Diego, CA 92123
ATTN: Kelly Kwok

September 13, 2018

SUBJECT: REVISED MCAS Tustin, Data Validation

Dear Ms. Kwok,

Enclosed are the revised validation reports for the fraction listed below. These SDGs were received on August 22, 2018. Attachment 1 is a summary of the samples that were reviewed for each analysis.

- Revision: Changed validation level to Stage 4 to all SPLs.

LDC Project #42952_RV1:

SDG #	Fraction
320-41998-1, 1801623 1801766	Perfluorinated Alkyl Acids

The data validation was performed under Stage 4 validation guidelines. The analyses were validated using the following documents and variances, as applicable to each method:

- Final Sampling and Analysis Plan for Per- and Polyfluoroalkyl Substances in Groundwater in Carve-Outs 5 and 6, Former Marine Corps Air Station Tustin, Tustin, California, Addendum #01 to Final Sampling and Analysis Plan for Per- and Polyfluoroalkyl Substances Sampling for Groundwater Remedial Action at OU3, Installation Restoration Program Site 1
- U.S. Department of Defense Quality Systems Manual for Environmental Laboratories, Version 5.1, 2017
- USEPA, Program National Functional Guidelines for Superfund Organic Methods Data Review, August 2014

Please feel free to contact us if you have any questions.

Sincerely,

Pei Geng
Project Manager/Senior Chemist

2,105 pages-ADV 1 WEEK TAT

Attachment 1

90/10 (client select) EDD

LDC #42952 (KMEA San Diego, CA / MCAS Tustin)

LDC	SDG#	DATE REC'D	(2) DATE DUE	PFAs (537M)																																	
Matrix:	Water/Soil			W	S	W	S	W	S	W	S	W	S	W	S	W	S	W	S	W	S	W	S	W	S	W	S	W	S	W	S	W	S	W	S	W	S
A	320-41998-1	08/22/18	08/29/18	10	0																																
B	1801623	08/22/18	08/29/18	4	0																																
C	1801766	08/22/18	08/29/18	5	0																																
Total	J/PG			19	0	0	0	0	0	0	0	0	0	0	0	0	0	0	0	0	0	0	0	0	0	0	0	0	0	0	0	0	0	0	0	0	19

Shaded cells indicate Stage 4 validation (all other cells are Stage 2B review). These sample counts do not include DL, RE, MS, MSD, or DUP's.

L:\KMEA\Tustin\42952ST.wpd

Laboratory Data Consultants, Inc.
Data Validation Report

Project/Site Name: MCAS Tustin

LDC Report Date: September 12, 2018

Parameters: Perfluorinated Alkyl Acids

Validation Level: Stage 4

Laboratory: TestAmerica, Inc.

Sample Delivery Group (SDG): 320-41998-1

Sample Identification	Laboratory Sample Identification	Matrix	Collection Date
TW01S-20180713	320-41998-1	Water	07/13/18
TW02S-20180713	320-41998-2	Water	07/13/18
TW03S-20180713	320-41998-3	Water	07/13/18
TW03S-20180713DL	320-41998-3DL	Water	07/13/18
TW04S-20180713	320-41998-4	Water	07/13/18
TW04S-20180713DL	320-41998-4DL	Water	07/13/18
DUP02-20180713	320-41998-5	Water	07/13/18
I012MW07S-20180713	320-41998-7	Water	07/13/18
I012MW07S-20180713DL	320-41998-7DL	Water	07/13/18
TW03S-20180713MS	320-41998-3MS	Water	07/13/18
TW03S-20180713MSD	320-41998-3MSD	Water	07/13/18
TW03S-20180713DLMS	320-41998-3DLMS	Water	07/13/18
TW03S-20180713DLMSD	320-41998-3DLMSD	Water	07/13/18

Introduction

This Data Validation Report (DVR) presents data validation findings and results for the associated samples listed on the cover page. Data validation was performed in accordance with the Final Sampling and Analysis Plan for Per- and Polyfluoroalkyl Substances in Groundwater in Carve-Outs 5 and 6, Former Marine Corps Air Station Tustin, Tustin, California, Addendum #01 to Final Sampling and Analysis Plan for Per- and Polyfluoroalkyl Substances Sampling and Groundwater Remedial Action at Operable Unit 3, Installation Restoration Program Site 1 (June 2018), the U.S. Department of Defense (DoD) Quality Systems Manual (QSM) for Environmental Laboratories, Version 5.1 (2017), and a modified outline of the USEPA National Functional Guidelines (NFG) for Superfund Organic Methods Data Review (August 2014). Where specific guidance was not available, the data has been evaluated in a conservative manner consistent with industry standards using professional experience.

The analyses were performed by the following method:

Perfluorinated Alkyl Acids by Environmental Protection Agency (EPA) Method 537 Modified

All sample results were subjected to Stage 4 data validation, which is comprised of the quality control (QC) summary forms as well as the raw data, to confirm sample quantitation and identification.

The following are definitions of the data qualifiers utilized during data validation:

J (Estimated): The compound or analyte was analyzed for and positively identified by the laboratory; however the reported concentration is estimated due to non-conformances discovered during data validation.

U (Non-detected): The compound or analyte was analyzed for and positively identified by the laboratory; however the compound or analyte should be considered non-detected at the reported concentration due to the presence of contaminants detected in the associated blank(s).

UJ (Non-detected estimated): The compound or analyte was reported as not detected by the laboratory; however the reported quantitation/detection limit is estimated due to non-conformances discovered during data validation.

R (Rejected): The sample results were rejected due to gross non-conformances discovered during data validation. Data qualified as rejected is not usable.

NA (Not Applicable): The non-conformance discovered during data validation demonstrates a high bias, while the affected compound or analyte in the associated sample(s) was reported as not detected by the laboratory and did not warrant the qualification of the data.

A qualification summary table is provided at the end of this report if data has been qualified. Flags are classified as P (protocol) or A (advisory) to indicate whether the flag is due to a laboratory deviation from a specified protocol or is of technical advisory nature.

I. Sample Receipt and Technical Holding Times

All samples were received in good condition and cooler temperatures upon receipt met validation criteria.

All technical holding time requirements were met with the following exceptions:

Sample	Compound	Total Days From Sample Collection Until Analysis	Required Holding Time (in Days) From Sample Collection Until Analysis	Flag	A or P
TW01S-20180713 TW02S-20180713 TW03S-20180713 TW03S-20180713DL TW04S-20180713 TW04S-20180713DL DUP02-20180713 I012MW07S-20180713	All compounds	29	14	J (all detects) UJ (all non-detects)	P

II. LC/MS Instrument Performance Check

Instrument performance was checked at 12 hour intervals.

III. Initial Calibration and Initial Calibration Verification

An initial calibration was performed as required by the method.

The percent relative standard deviations (%RSD) were less than or equal to 20.0% for all compounds.

For each calibration point, the percent differences (%D) of its true value were less than or equal to 30.0% for all compounds.

The percent differences (%D) of the initial calibration verification (ICV) standard were less than or equal to 30.0% for all compounds.

IV. Continuing Calibration

Continuing calibration was performed at the required frequencies.

The percent differences (%D) were less than or equal to 30.0% for all compounds.

V. Laboratory Blanks

Laboratory blanks were analyzed as required by the method. No contaminants were found in the laboratory blanks.

VI. Field Blanks

Sample EB02-20180713 was identified as an equipment blank. No contaminants were found.

VII. Surrogates

Surrogates were not required by the method.

VIII. Matrix Spike/Matrix Spike Duplicates

Matrix spike (MS) and matrix spike duplicate (MSD) sample analysis was performed on an associated project sample. Percent recoveries (%R) were not within the QC limits for TW03S-20180713MS/MSD and TW03S-20180713DLMS/MSD. No data were qualified since the parent sample results were greater than 4X the spiked concentration or was analyzed at greater than or equal to a 5X dilution. Relative percent differences (RPD) were within QC limits.

IX. Laboratory Control Samples

Laboratory control samples (LCS) were analyzed as required by the method. Percent recoveries (%R) were within QC limits.

X. Field Duplicates

Samples TW02S-20180713 and DUP02-20180713 were identified as field duplicates. No results were detected in any of the samples with the following exceptions:

Compound	Concentration (ug/L)		RPD (Limits)	Difference (Limits)	Flag	A or P
	TW02S-20180713	DUP02-20180713				
PFHxA	0.12	0.12	0 (≤30)	-	-	-
PFHpA	0.039	0.038	3 (≤30)	-	-	-
PFOA	0.59	0.53	11 (≤30)	-	-	-
PFNA	0.0023U	0.00093	-	0.00137 (≤0.0031)	-	-
PFDoA	0.0023U	0.00088	-	0.00142 (≤0.0031)	-	-
PFTeDA	0.0046U	0.0015	-	0.0031 (≤0.0062)	-	-
PFBS	0.027	0.025	8 (≤30)	-	-	-
PFHxS	0.078	0.0789	1 (≤30)	-	-	-

Compound	Concentration (ug/L)		RPD (Limits)	Difference (Limits)	Flag	A or P
	TW02S-20180713	DUP02-20180713				
PFOS	0.041	0.040	2 (≤30)	-	-	-

XI. Internal Standards

All internal standard recoveries (%R) were within QC limits.

XII. Compound Quantitation

All compound quantitations met validation criteria.

XIII. Target Compound Identifications

All target compound identifications met validation criteria.

XIV. System Performance

The system performance was acceptable.

XV. Overall Assessment of Data

The analysis was conducted within all specifications of the method. No results were rejected in this SDG.

In the case where more than one result was reported for an individual sample, the least technically acceptable results were deemed not reportable as follows:

Sample	Compound	Finding	Flag	A or P
TW03S-20180713	PFHxA PFOA PFOS	Sample result exceeded calibration range.	Do not report	-
TW03S-20180713DL	All compounds except PFHxA PFOA PFOS	Sample result exceeded calibration range.	Do not report	-
TW04S-20180713	PFOA PFOS	Sample result exceeded calibration range.	Do not report	-
TW04S-20180713DL	All compounds except PFOA PFOS	Sample result exceeded calibration range.	Do not report	-

Sample	Compound	Finding	Flag	A or P
I012MW07S-20180713	PFHxA PFHpA PFOA PFBS PFHxS PFOS	Sample result exceeded calibration range.	Do not report	-
I012MW07S-20180713DL	All compounds except PFHxA PFHpA PFOA PFBS PFHxS PFOS	Sample result exceeded calibration range.	Do not report	-

Due to technical holding time, data were qualified as estimated in nine samples.

The quality control criteria reviewed, other than those discussed above, were met and are considered acceptable. Sample results that were found to be estimated (J) are usable for limited purposes only. Based upon the data validation all other results are considered valid and usable for all purposes.

MCAS Tustin
Perfluorinated Alkyl Acids - Data Qualification Summary - SDG 320-41998-1

Sample	Compound	Flag	A or P	Reason
TW01S-20180713 TW02S-20180713 DUP02-20180713	All compounds	J (all detects) UJ (all non-detects)	P	Technical holding times
TW03S-20180713	All compounds except PFHxA PFOA PFOS	J (all detects) UJ (all non-detects)	P	Technical holding times
TW03S-20180713DL	PFHxA PFOA PFOS	J (all detects) UJ (all non-detects)	P	Technical holding times
TW04S-20180713	All compounds except PFOA PFOS	J (all detects) UJ (all non-detects)	P	Technical holding times
TW04S-20180713DL	PFOA PFOS	J (all detects) UJ (all non-detects) J (all detects) UJ (all non-detects)	P	Technical holding times
I012MW07S-20180713	All compounds except PFHxA PFHpA PFOA PFBS PFHxS PFOS	J (all detects) UJ (all non-detects)	P	Technical holding times
I012MW07S-20180713DL	PFHxA PFHpA PFOA PFBS PFHxS PFOS	J (all detects) UJ (all non-detects)	P	Technical holding times
TW03S-20180713	PFHxA PFOA PFOS	Do not report	-	Overall assessment of data
TW03S-20180713DL	All compounds except PFHxA PFOA PFOS	Do not report	-	Overall assessment of data
TW04S-20180713	PFOA PFOS	Do not report	-	Overall assessment of data
TW04S-20180713DL	All compounds except PFOA PFOS	Do not report	-	Overall assessment of data

Sample	Compound	Flag	A or P	Reason
I012MW07S-20180713	PFHxA PFHpA PFOA PFBS PFHxS PFOS	Do not report	-	Overall assessment of data
I012MW07S-20180713DL	All compounds except PFHxA PFHpA PFOA PFBS PFHxS PFOS	Do not report	-	Overall assessment of data

MCAS Tustin
Perfluorinated Alkyl Acids - Laboratory Blank Data Qualification Summary - SDG 320-41998-1

No Sample Data Qualified in this SDG

MCAS Tustin
Perfluorinated Alkyl Acids - Field Blank Data Qualification Summary - SDG 320-41998-1

No Sample Data Qualified in this SDG

LDC #: 42952A96
SDG #: 320-41998-1
Laboratory: Test America, Inc.

VALIDATION COMPLETENESS WORKSHEET

Stage 2~~B~~4

Date: 8/21/18
Page: 1 of 1
Reviewer: [illegible]
2nd Reviewer: [illegible]

METHOD: LC/MS Perfluorinated Alkyl Acids (EPA Method 537-Modified)

The samples listed below were reviewed for each of the following validation areas. Validation findings are noted in attached validation findings worksheets.

	Validation Area		Comments
I.	Sample receipt/Technical holding times	A / TW	
II.	GC/MS Instrument performance check	A	
III.	Initial calibration/ICV	A-A	RSD ≤ 20%. TWL TOD ≤ 30%. ICV ≤ 30%
IV.	Continuing calibration	A	CCV ≤ 30%
V.	Laboratory Blanks	A	
VI.	Field blanks	ND	EB = 8
VII.	Surrogate spikes	N	
VIII.	Matrix spike/Matrix spike duplicates	TW	
IX.	Laboratory control samples	A	LCS
X.	Field duplicates	TW	D = 2+7
XI.	Internal standards	A	
XII.	Compound quantitation RL/LOQ/LODs	A	
XIII.	Target compound identification	A	
XIV.	System performance	A	
XV.	Overall assessment of data	TW	

Note: A = Acceptable; N = Not provided/applicable; SW = See worksheet; ND = No compounds detected; R = Rinsate; FB = Field blank; D = Duplicate; TB = Trip blank; EB = Equipment blank; SB=Source blank; OTHER:

	Client ID	Lab ID	Matrix	Date
1	TW01S-20180713 ~~XX~~	320-41998-1 ~~XX~~	Water	07/13/18
2	TW02S-20180713 D1	320-41998-2	Water	07/13/18
3	TW03S-20180713	320-41998-3	Water	07/13/18
4	TW03S-20180713DL	320-41998-3DL	Water	07/13/18
5	TW04S-20180713	320-41998-4	Water	07/13/18
6	TW04S-20180713DL	320-41998-4DL	Water	07/13/18
7	DUP02-20180713 D1	320-41998-5	Water	07/13/18
~~8~~	~~EB02-20180713~~	~~320-41998-6~~	~~Water~~	~~07/13/18~~
9	I012MW07S-20180713	320-41998-7	Water	07/13/18
10	I012MW07S-20180713DL	320-41998-7DL	Water	07/13/18
11	TW03S-20180713MS	320-41998-3MS	Water	07/13/18
12	TW03S-20180713MSD	320-41998-3MSD	Water	07/13/18
13	TW03S-20180713DLMS	320-41998-3DLMS	Water	07/13/18
14	TW03S-20180713DLMSD	320-41998-3DLMSD	Water	07/13/18

LDC #: 42952A96

VALIDATION FINDINGS CHECKLIST

Page: 1 of 2
Reviewer: [illegible]
2nd Reviewer: SVG

Method: LC/MS PFOS/PFOAs (EPA Method 537M)

Validation Area	Yes	No	NA	Findings/Comments
I. Technical holding times				
All technical holding times were met.	✓			
Cooler temperature criteria was met.	✓			
II. LC/MS Instrument performance check				
Were the instrument performance reviewed and found to be within the specified criteria?	✓			
Were all samples analyzed within the 12 hour clock criteria?	✓			
IIIa. Initial calibration				
Did the laboratory perform a 5 point calibration prior to sample analysis?	✓			
Were all percent relative standard deviations (%RSD) ≤ 20%?	✓			
Was a curve fit used for evaluation? If yes, did the initial calibration meet the curve fit acceptance criteria of ≥ 0.990?			✓	
Were the S/N ratio for all compounds within validation criteria?	✓			
Were all analytes within 70-130% or percent differences (%D) ≤30% of their true value for each calibration standard?	✓			
IIIb.Initial Calibration Verification				
Was an initial calibration verification standard analyzed after each initial calibration for each instrument?	✓			
Were all percent differences (%D) ≤ 30%	✓			
IV. Continuing calibration				
Was a continuing calibration analyzed daily?	✓			
Were all percent differences (%D) ≤ 30%	✓			
Were the S/N ratio for all compounds within validation criteria?	✓			
Were all the retention times within the acceptance windows?	✓			
V. Laboratory Blanks				
Was a method blank associated with every sample in this SDG?	✓			
Was a method blank analyzed for each matrix and concentration?	✓			
Was there contamination in the method blanks? If yes, please see the Blanks validation completeness worksheet.	✓			
VI. Field blanks				
Field blanks were identified in this SDG.	✓			
Target compounds were detected in the field blanks.		✓		
VII. Surrogate spikes				
Were all surrogate %R within the QC limits?			✓	
If the percent recovery (%R) for one or more surrogates was out of QC limits, was a reanalysis performed to confirm samples with %R outside of criteria?			✓	
VIII. Matrix spike/Matrix spike duplicates				

LDC #: 42952A96

VALIDATION FINDINGS CHECKLIST

Page: 2 of 2
Reviewer: [illegible]
2nd Reviewer: [illegible]

Validation Area	Yes	No	NA	Findings/Comments
Were a matrix spike (MS) and matrix spike duplicate (MSD) analyzed for each matrix in this SDG? If no, indicate which matrix does not have an associated MS/MSD. Soil / Water.	✓			
Was a MS/MSD analyzed every 20 samples of each matrix?	✓			
Were the MS/MSD percent recoveries (%R) and the relative percent differences (RPD) within the QC limits?		✓		
IV. Laboratory control samples				
Was an LCS analyzed for this SDG?	✓			
Was an LCS analyzed per extraction batch?	✓			
Were the LCS percent recoveries (%R) and relative percent difference (RPD) within the QC limits?	✓			
X. Field duplicates				
Field duplicate pairs were identified in this SDG.	✓			
Target compounds were detected in the field duplicates.	✓			
XI. Internal standards				
Were internal standard area counts within acceptance limits?	✓			
XII. Target compound identification				
Were the retention times of reported detects within the RT windows?	✓			
XIII. Compound quantitation/CRQLs				
Were compound quantitation and CRQLs adjusted to reflect all sample dilutions and dry weight factors applicable to level IV validation?	✓			
XIV. System performance				
System performance was found to be acceptable.	✓			
XV. Overall assessment of data	✓			
Overall assessment of data was found to be acceptable.				

TARGET COMPOUND WORKSHEET

METHOD: PFOS/PFOAs

A. Perfluorohexanoic acid (PFHxA)			
B. Perfluoroheptanoic acid (PFHpA)			
C. Perfluorooctanoic acid (PFOA)			
D. Perfluorononanoic acid (PFNA)			
E. Perfluorodecanoic acid (PFDA)			
F. Perfluoroundecanoic acid (PFUnA)			
G. Perfluorododecanoic acid (PFDoA)			
H. Perfluorotridecanoic acid (PFTriDA)			
I. Perfluorotetradecanoic acid (PFTeDA)			
J. Perfluorobutanesulfonic acid (PFBS)			
K. Perfluorohexanesulfonic acid (PFHxS)			
L. Perfluoroheptanesulfonic acid (PFHpS)			
M. Perfluorooctanesulfonic acid (PFOS)			
N.Perfluorodecanesulfonic acid (PFDS)			
O. Perfluorooctane Sulfonamide (FOSA)			
P. Perfluorobutanoic acid (PFBA)			
Q. Perfluoropentanoic acis (PFPeA)			
R. 6:2FTS			
S. 8:2 FTS			
T. N-methyl perfluorooctanesulfonamidoacetic acid (NMeFOSAA)			
U. N-Ethyl perfluorooctanesulfonamidoacetic acid (NEtFOSAA)			

LDC #: ~~42852A~~ 96

VALIDATION FINDINGS WORKSHEET
Technical Holding Times

Page: 1 of 1
Reviewer: SK
2nd Reviewer: SK

Method: LC/MS PFOS/PFOAs (EPA Method 537M)

All circled dates have exceeded the technical holding times.
(Y) N N/A Were all cooler temperatures within validation criteria?

(HT=14)

Sample ID	Matrix	Preserved	Sampling Date	Extraction date	Analysis date	Total # of Days	Qualifier
All	W		7-13-18	8-11-18		29	J/UJ/A

TECHNICAL HOLDING TIME CRITERIA

Water: Extracted within 14 days, analyzed within 28 days.
Soil: Extracted within 14 days, analyzed within 28 days.

Privileged and Confidential

LDC #: 42952A96

VALIDATION FINDINGS WORKSHEET
Matrix Spike/Matrix Spike Duplicates

Page: 1 of 1
Reviewer: [illegible]
2nd Reviewer: JVG

METHOD: LC/MS PFOS/PFOAs (EPA Method 537M)

Please see qualifications below for all questions answered "N". Not applicable questions are identified as "N/A".

Y N N/A Were a matrix spike (MS) and matrix spike duplicate (MSD) or duplicate sample analyzed for each matrix in this SDG?
Y N N/A Was a MS/MSD analyzed every 20 samples of each matrix?
Y N N/A Were the MS/MSD percent recoveries (%R) and the relative percent differences (RPD) within the QC limits?
Y N N/A Were all duplicate sample relative percent differences (RPD) or differences within QC limits?

#	Date	MS/MSD ID	Compound	MS %R (Limits)	MSD %R (Limits)	RPD (Limits)	Associated Samples	Qualifications
		11/12	A	T5 (83-109)	43 (83-109)	( )	3	No Qual >4x
			C	62 (80-107)	11T (80-107)	( )		
			M	25 (82-112)	16T (82-112)	( )		
				( )	( )	( )		
		13/14	J	125 (8T-120)	( )	( )	4	No Qual
			M	18 (82-112)	48 (82-112)	( )		
			C	112 (80-107)	( )	( )		(DF >5x)
				( )	( )	( )		
				( )	( )	( )		
				( )	( )	( )		
				( )	( )	( )		
				( )	( )	( )		
				( )	( )	( )		
				( )	( )	( )		
				( )	( )	( )		
				( )	( )	( )		
				( )	( )	( )		
				( )	( )	( )		
				( )	( )	( )		
				( )	( )	( )		
				( )	( )	( )		
				( )	( )	( )		
				( )	( )	( )		
				( )	( )	( )		
				( )	( )	( )		
				( )	( )	( )		
				( )	( )	( )		
				( )	( )	( )		
				( )	( )	( )		
				( )	( )	( )		
				( )	( )	( )		
				( )	( )	( )		

LDC#: 43496

VALIDATION FINDINGS WORKSHEET
Field Duplicates

Page: 1 of 1
Reviewer: 9
2nd Reviewer: JW

METHOD: PFCs (Method 537 mod)

Compound	Concentration (ug/L)		(≤30) RPD	Difference	Limits	Qual
	2	7				
A	0.12	0.12	0			
B	0.039	0.038	3			
C	0.59	0.53	11			
D	0.0023U	0.00093		0.00137	≤0.0031	
G	0.0023U	0.00088		0.00142	≤0.0031	
I	0.0046U	0.0015		0.0031	≤0.0062	
J	0.027	0.025	8			
K	0.078	0.0789	1			
M	0.041	0.040	2			

LDC #: 42952A96

VALIDATION FINDINGS WORKSHEET
Overall Assessment of Data

Page: 1 of 1
Reviewer: [illegible]
2nd Reviewer: OVR

METHOD: LC/MS PFOS/PFOAs (EPA Method 537M)

Please see qualifications below for all questions answered "N". Not applicable questions are identified as "N/A".

All available information pertaining to the data were reviewed using professional judgement to compliment the determination of the overall quality of the data.

Y N N/A Was the overall quality and usability of the data acceptable?

#	Date	Sample ID	Compound	Finding	Qualifications
		3	A, C, M > calibration		ONR
		4	All except A, C, M		
		5	C, M		
		6	All except C, M		
		9	A, B, C, J, K, M		
		10	All except A, B, C, J, K, M		

Comments: _____

LDC #: 42952A96

VALIDATION FINDINGS WORKSHEET
Initial Calibration Calculation Verification

Reviewer: 9
2nd Reviewer: AC

METHOD: LC/MS PFOS/PFOAs (EPA Method 537M)

The Relative Response Factor (RRF), average RRF, and percent relative standard deviation (%RSD) were recalculated for the compounds identified below using the following calculations:

$RRF = (A_x)(C_{is})/(A_{is})(C_x)$
average RRF = sum of the RRFs/number of standards
%RSD = 100 * (S/X)

A_x = Area of compound,
C_x = Concentration of compound,
S = Standard deviation of the RRFs
X = Mean of the RRFs

A_{is} = Area of associated internal standard
C_{is} = Concentration of internal standard

#	Standard ID	Calibration Date	Compound (Reference Internal Standard)	Reported RRF (2.5 std)	Recalculated RRF (2.5 std)	Reported Average RRF (initial)	Recalculated Average RRF (initial)	Reported %RSD	Recalculated %RSD
1	ICAL	8/3/18	PFOA (1st internal standard)	1.0679	1.0679	1.0956	1.0956	12.8	12.8
	(A9)		PFOS (2nd internal standard)	1.1005	1.1005	1.0724	1.0724	2.8	2.8
			(3rd internal standard)						
2			(1st internal standard)						
			(2nd internal standard)						
			(3rd internal standard)						
3			(1st internal standard)						
			(2nd internal standard)						
			(3rd internal standard)						
4			(1st internal standard)						
			(2nd internal standard)						
			(3rd internal standard)						

Comments: Refer to Initial Calibration findings worksheet for list of qualifications and associated samples when reported results do not agree within 10.0% of the recalculated results.

LDC #: 42952A96

VALIDATION FINDINGS WORKSHEET
Continuing Calibration Results Verification

Reviewer:
2nd Reviewer:

METHOD: LC/MS PFOS/PFOAs (EPA Method 537M)

The percent difference (%D) of the initial calibration average Relative Response Factors (RRFs) and the continuing calibration RRFs were recalculated for the compounds identified below using the following calculation:

% Difference = 100 * (ave. RRF - RRF)/ave. RRF
$RRF = (A_x)(C_{is})/(A_{is})(C_x)$

Where: ave. RRF = initial calibration average RRF
RRF = continuing calibration RRF
A_x = Area of compound, A_{is} = Area of associated internal standard
C_x = Concentration of compound, C_{is} = Concentration of internal standard

#	Standard ID	Calibration Date	Compound (Reference Internal Standard)	Average RRF (initial)	Reported RRF (CC)	Recalculated RRF (CC)	Reported %D	Recalculated %D
1	2018.08.11_006	8/11/18	PFOA (1st internal standard)	1.0956	1.075	1.075	1.9	1.9
			PFOS (2nd internal standard)	1.0724	1.052	1.052	1.9	1.9
2	20180811o1T	8/11/18		1.0956	1.068	1.068	2.5	2.5
				1.0724	1.109	1.109	3.4	3.4
3	20180812006	8/12/18		1.0956	1.114	1.114	1.7	1.7
				1.0724	1.075	1.075	0.3	0.3
4	20180813o2T	8/13/18		1.0956	1.100	1.100	0.4	0.4
				1.0724	1.029	1.029	4.1	4.1

Comments: Refer to Continuing Calibration findings worksheet for list of qualifications and associated samples when reported results do not agree within 10.0% of the recalculated results.

Privileged and Confidential

LDC #: 42953A96

VALIDATION FINDINGS WORKSHEET
Matrix Spike/Matrix Spike Duplicates Results Verification

Reviewer: 9
2nd Reviewer: JVG

METHOD: LC/MS PFOS/PFOAs (EPA Method 537M)

The percent recoveries (%R) and Relative Percent Difference (RPD) of the matrix spike and matrix spike duplicate were recalculated for the compounds identified below using the following calculation:

% Recovery = 100 * (SSC - SC)/SA Where: SSC = Spiked sample concentration; SA = Spike added; SC = Sample concentation

RPD = I MSC - MSC I * 2/(MSC + MSDC) MSC = Matrix spike concentration MSDC = Matrix spike duplicate concentration

MS/MSD samples: 11/12

Compound	Spike Added (ng/L)		Sample Concentration (ng/L)	Spiked Sample Concentration (ng/L)		Matrix Spike Percent Recovery		Matrix Spike Duplicate Percent Recovery		MS/MSD RPD	
	MS	MSD	------	MS	MSD	Reported	Recalc	Reported	Recalc	Reported	Recalculated
PFOA	0.037	0.026	0.41	0.433	0.453	62	61	11T	11T	4	4
PFOS	0.0370	0.0340	0.59	0.600	0.648	25	28	16T	17O	8	8

Comments: Refer to Matrix Spike/Matrix Spike Duplicates findings worksheet for list of qualifications and associated samples when reported results do not agree within 10.0% of the recalculated results.

Privileged and Confidential

LDC #: 42452A46

VALIDATION FINDINGS WORKSHEET
Laboratory Control Sample/Laboratory Control Sample Duplicates Results Verification

Reviewer: 9
2nd Reviewer: JVG

METHOD: LC/MS PFOS/PFOAs (EPA Method 537M)

The percent recoveries (%R) and Relative Percent Difference (RPD) of the laboratory control sample and laboratory control sample duplicate were recalculated for the compounds identified below using the following calculation:

% Recovery = 100 * (SC/SA Where: SSC = Spike concentration
SA = Spike added

RPD = I LCSC - LCSDC I * 2/(LCSC + LCSDC) LCSC = Laboratory control sample concentration LCSDC = Laboratory control sample duplicate concentration

LCS/LCSD samples: 320-23940T

Compound	Spike Added (ng/L)		Spike Concentration (ng/L)		LCS Percent Recovery		LCSD Percent Recovery		LCS/LCSD RPD	
	LCS	LCSD	LCS	LCSD	Reported	Recalc.	Reported	Recalc.	Reported	Recalculated
PFOA	0.0400	NA	0.0381	NA	95	95				
PFOS	0.0371	V	0.0366	V	99	99				

Comments: Refer to Laboratory Control Sample/Laboratory Control Sample Duplicates findings worksheet for list of qualifications and associated samples when reported results do not agree within 10.0% of the recalculated results.

Privileged and Confidential

LDC #: 49952A96

VALIDATION FINDINGS WORKSHEET
Sample Calculation Verification

Page: 1 of 1
Reviewer: 9
2nd reviewer: JVG

METHOD: LC/MS PFOS/PFOAs (EPA Method 537M)

Y N N/A Were all reported results recalculated and verified for all level IV samples?
Y N N/A Were all recalculated results for detected target compounds agree within 10.0% of the reported results?

Concentration = $\frac{(A_x)(I_s)(V_t)(DF)(2.0)}{(A_{is})(RRF)(V_o)(V_i)(\%S)}$

A_x	=	Area of the characteristic ion (EICP) for the compound to be measured
A_{is}	=	Area of the characteristic ion (EICP) for the specific internal standard
I_s	=	Amount of internal standard added in nanograms (ng)
V_o	=	Volume or weight of sample extract in milliliters (ml) or grams (g).
V_i	=	Volume of extract injected in microliters (ul)
V_t	=	Volume of the concentrated extract in microliters (ul)
Df	=	Dilution Factor.
%S	=	Percent solids, applicable to soil and solid matrices only.
2.0	=	Factor of 2 to account for GPC cleanup

Example:

Sample I.D. 1, PFOA:

Conc. = $\frac{(30219612)(1.95)(10)(\quad)}{(6469255)(1.0950)(209.8)(\quad)}$

= 0.396 ng/L

#	Sample ID	Compound	Reported Concentration (ng/L)	Calculated Concentration ( )	Qualification
	1	PFOA	0.40		

Privileged and Confidential

Laboratory Data Consultants, Inc.
Data Validation Report

Project/Site Name: MCAS Tustin

LDC Report Date: September 12, 2018

Parameters: Perfluorinated Alkyl Acids

Validation Level: Stage 4

Laboratory: Vista Analytical Laboratory

Sample Delivery Group (SDG): 1801623

Sample Identification	Laboratory Sample Identification	Matrix	Collection Date
SP-NorthINF-20180706	1801623-01	Water	07/06/18
SP-NorthEFF-20180706	1801623-02	Water	07/06/18
SP-SouthINF-20180706	1801623-03	Water	07/06/18
SP-SouthEFF-20180706	1801623-04	Water	07/06/18

Introduction

This Data Validation Report (DVR) presents data validation findings and results for the associated samples listed on the cover page. Data validation was performed in accordance with the Final Sampling and Analysis Plan for Per- and Polyfluoroalkyl Substances in Groundwater in Carve-Outs 5 and 6, Former Marine Corps Air Station Tustin, Tustin, California, Addendum #01 to Final Sampling and Analysis Plan for Per- and Polyfluoroalkyl Substances Sampling and Groundwater Remedial Action at Operable Unit 3, Installation Restoration Program Site 1 (June 2018), the U.S. Department of Defense (DoD) Quality Systems Manual (QSM) for Environmental Laboratories, Version 5.1 (2017), and a modified outline of the USEPA National Functional Guidelines (NFG) for Superfund Organic Methods Data Review (August 2014). Where specific guidance was not available, the data has been evaluated in a conservative manner consistent with industry standards using professional experience.

The analyses were performed by the following method:

Perfluorinated Alkyl Acids by Environmental Protection Agency (EPA) Method 537 Modified

All sample results were subjected to Stage 4 data validation, which is comprised of the quality control (QC) summary forms as well as the raw data, to confirm sample quantitation and identification.

The following are definitions of the data qualifiers utilized during data validation:

J (Estimated): The compound or analyte was analyzed for and positively identified by the laboratory; however the reported concentration is estimated due to non-conformances discovered during data validation.

U (Non-detected): The compound or analyte was analyzed for and positively identified by the laboratory; however the compound or analyte should be considered non-detected at the reported concentration due to the presence of contaminants detected in the associated blank(s).

UJ (Non-detected estimated): The compound or analyte was reported as not detected by the laboratory; however the reported quantitation/detection limit is estimated due to non-conformances discovered during data validation.

R (Rejected): The sample results were rejected due to gross non-conformances discovered during data validation. Data qualified as rejected is not usable.

NA (Not Applicable): The non-conformance discovered during data validation demonstrates a high bias, while the affected compound or analyte in the associated sample(s) was reported as not detected by the laboratory and did not warrant the qualification of the data.

A qualification summary table is provided at the end of this report if data has been qualified. Flags are classified as P (protocol) or A (advisory) to indicate whether the flag is due to a laboratory deviation from a specified protocol or is of technical advisory nature.

I. Sample Receipt and Technical Holding Times

All samples were received in good condition and cooler temperatures upon receipt met validation criteria.

All technical holding time requirements were met.

II. LC/MS Instrument Performance Check

Instrument performance was checked at 12 hour intervals.

III. Initial Calibration and Initial Calibration Verification

An initial calibration was performed as required by the method.

For compounds where average relative response factors (RRFs) were utilized, the percent relative standard deviations (%RSD) were less than or equal to 20.0%.

In the case where the laboratory used a calibration curve to evaluate the compounds, all coefficients of determination (r^2) were greater than or equal to 0.990.

For each calibration point, the percent differences (%D) of its true value were less than or equal to 30.0% for all compounds.

The percent differences (%D) of the initial calibration verification (ICV) standard were less than or equal to 30.0% for all compounds.

IV. Continuing Calibration

Continuing calibration was performed at the required frequencies.

The percent differences (%D) were less than or equal to 30.0% for all compounds.

V. Laboratory Blanks

Laboratory blanks were analyzed as required by the method. No contaminants were found in the laboratory blanks.

VI. Field Blanks

No field blanks were identified in this SDG.

VII. Surrogates

Surrogates were not required by the method.

VIII. Matrix Spike/Matrix Spike Duplicates

The laboratory has indicated that there were no matrix spike (MS) and matrix spike duplicate (MSD) analyses specified for the samples in this SDG, and therefore matrix spike and matrix spike duplicate analyses were not performed for this SDG.

IX. Laboratory Control Samples

Laboratory control samples (LCS) were analyzed as required by the method. Percent recoveries (%R) were within QC limits.

X. Field Duplicates

No field duplicates were identified in this SDG.

XI. Internal Standards

All internal standard recoveries (%R) were within QC limits.

XII. Compound Quantitation

All compound quantitations met validation criteria.

XIII. Target Compound Identifications

All target compound identifications met validation criteria.

XIV. System Performance

The system performance was acceptable.

XV. Overall Assessment of Data

The analysis was conducted within all specifications of the method. No results were rejected in this SDG.

The quality control criteria reviewed were met and are considered acceptable. Based upon the data validation all results are considered valid and usable for all purposes.

MCAS Tustin
Perfluorinated Alkyl Acids - Data Qualification Summary - SDG 1801623

No Sample Data Qualified in this SDG

MCAS Tustin
Perfluorinated Alkyl Acids - Laboratory Blank Data Qualification Summary - SDG 1801623

No Sample Data Qualified in this SDG

MCAS Tustin
Perfluorinated Alkyl Acids - Field Blank Data Qualification Summary - SDG 1801623

No Sample Data Qualified in this SDG

LDC #: 42952B96 **VALIDATION COMPLETENESS WORKSHEET** Date: 8/21/18
SDG #: 1801623 Stage 2B~~4~~ Page: 1 of 1
Laboratory: Vista Analytical Laboratory Reviewer: 1
2nd Reviewer: JM

METHOD: LC/MS Perfluorinated Alkyl Acids (EPA Method 537-Modified)

The samples listed below were reviewed for each of the following validation areas. Validation findings are noted in attached validation findings worksheets.

	Validation Area		Comments
I.	Sample receipt/Technical holding times	A	
II.	GC/MS Instrument performance check	A	
III.	Initial calibration/ICV	A/A	r^2, RSD≤30%. TWTOD≤30%. ICV≤30%
IV.	Continuing calibration	A	CCV ≤ 30%
V.	Laboratory Blanks	A	
VI.	Field blanks	N	
VII.	Surrogate spikes	N	
VIII.	Matrix spike/Matrix spike duplicates	N	CS
IX.	Laboratory control samples	A	LCS
X.	Field duplicates	N	
XI.	Internal standards	A	
XII.	Compound quantitation RL/LOQ/LODs	A	Not reviewed for Stage 2B validation.
XIII.	Target compound identification	A	Not reviewed for Stage 2B validation.
XIV.	System performance	A	Not reviewed for Stage 2B validation.
XV.	Overall assessment of data	A	

Note: A = Acceptable ND = No compounds detected D = Duplicate SB=Source blank
N = Not provided/applicable R = Rinsate TB = Trip blank OTHER:
SW = See worksheet FB = Field blank EB = Equipment blank
** Indicates sample underwent Stage 4 validation

	Client ID	Lab ID	Matrix	Date
1	SP-NorthINF-20180706 **	1801623-01 **	Water	07/06/18
2	SP-NorthEFF-20180706	1801623-02	Water	07/06/18
3	SP-SouthINF-20180706	1801623-03	Water	07/06/18
4	SP-SouthEFF-20180706	1801623-04	Water	07/06/18
5				
6				
7				
8				

Notes:

LDC #: 45950B96

VALIDATION FINDINGS CHECKLIST

Page: 1 of 2
Reviewer: 9
2nd Reviewer: SW

Method: LC/MS PFOS/PFOAs (EPA Method 537M)

Validation Area	Yes	No	NA	Findings/Comments
I. Technical holding times				
All technical holding times were met.	✓			
Cooler temperature criteria was met.	✓			
II. LC/MS Instrument performance check				
Were the instrument performance reviewed and found to be within the specified criteria?	✓			
Were all samples analyzed within the 12 hour clock criteria?	✓			
IIIa. Initial calibration				
Did the laboratory perform a 5 point calibration prior to sample analysis?	✓			
Were all percent relative standard deviations (%RSD) ≤ 20%?	✓			
Was a curve fit used for evaluation? If yes, did the initial calibration meet the curve fit acceptance criteria of ≥ 0.990?	✓			
Were the S/N ratio for all compounds within validation criteria?	✓			
Were all analytes within 70-130% or percent differences (%D) ≤30% of their true value for each calibration standard?	✓			
IIIb.Initial Calibration Verification				
Was an initial calibration verification standard analyzed after each initial calibration for each instrument?	✓			
Were all percent differences (%D) ≤ 30%	✓			
IV. Continuing calibration				
Was a continuing calibration analyzed daily?	✓			
Were all percent differences (%D) ≤ 30%	✓			
Were the S/N ratio for all compounds within validation criteria?	✓			
Were all the retention times within the acceptance windows?	✓			
V. Laboratory Blanks				
Was a method blank associated with every sample in this SDG?	✓			
Was a method blank analyzed for each matrix and concentration?	✓			
Was there contamination in the method blanks? If yes, please see the Blanks validation completeness worksheet.		✓		
VI. Field blanks				
Field blanks were identified in this SDG.		✓		
Target compounds were detected in the field blanks.			✓	
VII. Surrogate spikes				
Were all surrogate %R within the QC limits?		•	✓	
If the percent recovery (%R) for one or more surrogates was out of QC limits, was a reanalysis performed to confirm samples with %R outside of criteria?			✓	
VIII. Matrix spike/Matrix spike duplicates				

LDC #: 42952B96

VALIDATION FINDINGS CHECKLIST

Reviewer: CP
2nd Reviewer: JM

Validation Area	Yes	No	NA	Findings/Comments
Were a matrix spike (MS) and matrix spike duplicate (MSD) analyzed for each matrix in this SDG? If no, indicate which matrix does not have an associated MS/MSD. Soil / Water.		✓		
Was a MS/MSD analyzed every 20 samples of each matrix?			✓	
Were the MS/MSD percent recoveries (%R) and the relative percent differences (RPD) within the QC limits?			✓	
IV. Laboratory control samples				
Was an LCS analyzed for this SDG?	✓			
Was an LCS analyzed per extraction batch?	✓			
Were the LCS percent recoveries (%R) and relative percent difference (RPD) within the QC limits?	✓			
X. Field duplicates				
Field duplicate pairs were identified in this SDG.		✓		
Target compounds were detected in the field duplicates.			✓	
XI. Internal standards				
Were internal standard area counts within acceptance limits?	✓			
XII. Target compound identification				
Were the retention times of reported detects within the RT windows?	✓			
XIII. Compound quantitation/CRQLs				
Were compound quantitation and CRQLs adjusted to reflect all sample dilutions and dry weight factors applicable to level IV validation?	✓			
XIV. System performance				
System performance was found to be acceptable.	✓			
XV. Overall assessment of data				
Overall assessment of data was found to be acceptable.	✓			

TARGET COMPOUND WORKSHEET

METHOD: PFOS/PFOAs

A. Perfluorohexanoic acid (PFHxA)			
B. Perfluoroheptanoic acid (PFHpA)			
C. Perfluorooctanoic acid (PFOA)			
D. Perfluorononanoic acid (PFNA)			
E. Perfluorodecanoic acid (PFDA)			
F. Perfluoroundecanoic acid (PFUnA)			
G. Perfluorododecanoic acid (PFDoA)			
H. Perfluorotridecanoic acid (PFTriDA)			
I. Perfluorotetradecanoic acid (PFTeDA)			
J. Perfluorobutanesulfonic acid (PFBS)			
K. Perfluorohexanesulfonic acid (PFHxS)			
L. Perfluoroheptanesulfonic acid (PFHpS)			
M. Perfluorooctanesulfonic acid (PFOS)			
N.Perfluorodecanesulfonic acid (PFDS)			
O. Perfluorooctane Sulfonamide (FOSA)			
P. Perfluorobutanoic acid (PFBA)			
Q. Perfluoropentanoic acis (PFPeA)			
R. 6:2FTS			
S. 8:2 FTS			
T. N-methyl perfluorooctanesulfonamidoacetic acid (NMeFOSAA)			
U. N-Ethyl perfluorooctanesulfonamidoacetic acid (NEtFOSAA)			

LDC #: 42953B96

Validation Findings Worksheet
Initial Calibration Calculation Verification

Reviewer: 9
2nd Reviewer: JVG

Method: PFCs (EPA Method 537)

Calibration Date	Instrument/Column	Compound	Standard	(Y) Response	(X) Conc.	(X^2) Conc.
7/22/2018	M1	PFOA	0	0.3249662	0.25	0.0625
			s1	0.554415	0.5	0.25
			s2	1.05194	1	1
			s3	2.1991187	2	4
			s4	4.97143	5	25
			s5	10.174628	10	100
			s6	50.401466	50	2500
			s7	99.165976	100	10000
			s8	258.53661	250	62500
			s9	484.4631793	500	250000

Regression Output	Calculated		*Reported*	
Constant	c	-0.77757	c	0.0442740
Std Err of Y Est				
R Squared		0.9997868		0.9995780
Degrees of Freedom				
	b	a	b	a
X Coefficient(s)	1.071062339	-0.000198133	1.03357	-1.17465E-04
Std Err of Coef.				
Correlation Coefficient		0.999893		
Coefficient of Determination (r^2)		0.999787		

LDC #: 42952B96

Validation Findings Worksheet
Initial Calibration Calculation Verification

Reviewer: 9
2nd Reviewer: JG

Method: PFCs (EPA Method 537)

Calibration Date	Instrument/Column	Compound	Standard	(Y) Response	(X) Conc.	(X^2) Conc.
7/22/2018	M1	PFOS	0	0.1202737	0.25	0.0625
			s1	0.3191512	0.5	0.25
			s2	0.83512	1	1
			s3	1.4104212	2	4
			s4	4.106465	5	25
			s5	8.8609587	10	100
			s6	40.585645	50	2500
			s7	96.510117	100	10000
			s8	249.07227	250	62500
			s9	486.01766	500	250000

Regression Output	Calculated		*Reported*	
Constant	c	-1.56638	c	-0.1106090
Std Err of Y Est				
R Squared		0.9996415		0.9983370
Degrees of Freedom				
	b	a	b	a
X Coefficient(s)	0.999643346	-4.58907E-05	0.933231	9.70021E-05
Std Err of Coef.				
Correlation Coefficient		0.999821		
Coefficient of Determination (r^2)		0.999641		

LDC #: 4293B96

Validation Findings Worksheet
Initial Calibration Calculation Verification

Reviewer:
2nd Reviewer: SB

Method: PFCs (EPA Method 537)

Calibration Date	Instrument/Column	Compound	Standard	(Y) Response	(X) Conc.	(X^2) Conc.
7/26/2018	M1	PFOA	0	0.3503125	0.25	0.0625
			s1	0.6418312	0.5	0.25
			s2	1.0706925	1	1
			s3	1.914575	2	4
			s4	4.8606362	5	25
			s5	9.4179575	10	100
			s6	53.464143	50	2500
			s7	102.74622	100	10000
			s8	251.3236147	250	62500
			s9	462.6002413	500	250000

Regression Output	Calculated		*Reported*	
Constant	c	-0.37982	c	0.0373971
Std Err of Y Est				
R Squared		0.9999715		0.9964600
Degrees of Freedom				
	b	a	b	a
X Coefficient(s)	1.079523078	-0.000306411	1.06049	-2.65458E-04
Std Err of Coef.				
Correlation Coefficient		0.999986		
Coefficient of Determination (r^2)		0.999971		

LDC #: 49538G6

VALIDATION FINDINGS WORKSHEET
Continuing Calibration Results Verification

Reviewer: 9
2nd Reviewer: JVG

METHOD: LC/MS PFOS/PFOAs (EPA Method 537M)

The percent difference (%D) of the initial calibration average Relative Response Factors (RRFs) and the continuing calibration RRFs were recalculated for the compounds identified below using the following calculation:

% Difference = 100 * (ave. RRF - RRF)/ave. RRF
RRF = $(A_x)(C_{is})/(A_{is})(C_x)$

Where: ave. RRF = initial calibration average RRF
RRF = continuing calibration RRF
A_x = Area of compound, A_{is} = Area of associated internal standard
C_x = Concentration of compound, C_{is} = Concentration of internal standard

#	Standard ID	Calibration Date	Compound (Reference Internal Standard)	Average RRF (initial)	Reported RRF (CC)	Recalculated RRF (CC)	Reported %D	Recalculated %D
1	180726M1126	7/27/18	PFOA (1st internal standard)	1.0	9.7	9.69	3.1	3.1
			PFOS (2nd internal standard)	1	9.7	9.7	3.0	3.0
			(3rd internalstandard)					
2	180726M1108	7/7/18	PFOA (1st internal standard)	1.0	~~1.018~~ 0.953	0.953	4.7	4.7
			(2nd internal standard)					
			(3rd internalstandard)					
3			(1st internal standard)					
			(2nd internal standard)					
			(3rd internalstandard)					
4			(1st internal standard)					
			(2nd internal standard)					
			(3rd internalstandard)					

Comments: Refer to Continuing Calibration findings worksheet for list of qualifications and associated samples when reported results do not agree within 10.0% of the recalculated results.

Privileged and Confidential

LDC #: 4045B16

VALIDATION FINDINGS WORKSHEET
Laboratory Control Sample/Laboratory Control Sample Duplicates Results Verification

Reviewer: [illegible]
2nd Reviewer: [illegible]

METHOD: LC/MS PFOS/PFOAs (EPA Method 537M)

The percent recoveries (%R) and Relative Percent Difference (RPD) of the laboratory control sample and laboratory control sample duplicate were recalculated for the compounds identified below using the following calculation:

% Recovery = 100 * (SC/SA

Where: SSC = Spike concentration
SA = Spike added

RPD = I LCSC - LCSDC I * 2/(LCSC + LCSDC)

LCSC = Laboratory control sample concentration LCSDC = Laboratory control sample duplicate concentration

LCS/LCSD samples: B8G0119-BS1

Compound	Spike Added (ug/L)		Spike Concentration (ug/L)		LCS Percent Recovery		LCSD Percent Recovery		LCS/LCSD RPD	
	LCS	LCSD	LCS	LCSD	Reported	Recalc.	Reported	Recalc.	Reported	Recalculated
PFOA	40.0	NA	42.2	NA	106	106				
PFOS	↓	↓	39.9	↓	99.6	99.7				

Comments: Refer to Laboratory Control Sample/Laboratory Control Sample Duplicates findings worksheet for list of qualifications and associated samples when reported results do not agree within 10.0% of the recalculated results.

LDC #: ~~1095-B96~~

VALIDATION FINDINGS WORKSHEET
Sample Calculation Verification

Page: 1 of 1
Reviewer: 9
2nd reviewer: JM

METHOD: LC/MS PFOS/PFOAs (EPA Method 537M)

Y N N/A Were all reported results recalculated and verified for all level IV samples?
Y N N/A Were all recalculated results for detected target compounds agree within 10.0% of the reported results?

Concentration = $\frac{(A_x)(I_s)(V_t)(DF)(2.0)}{(A_{is})(RRF)(V_o)(V_i)(\%S)}$

A_x = Area of the characteristic ion (EICP) for the compound to be measured

A_{is} = Area of the characteristic ion (EICP) for the specific internal standard

I_s = Amount of internal standard added in nanograms (ng)

V_o = Volume or weight of sample extract in milliliters (ml) or grams (g).

V_i = Volume of extract injected in microliters (ul)

V_t = Volume of the concentrated extract in microliters (ul)

Df = Dilution Factor.

%S = Percent solids, applicable to soil and solid matrices only.

2.0 = Factor of 2 to account for GPC cleanup

Example:

Sample I.D. 1, PFOS:

Conc. = $\frac{(-0.8333 \pm \sqrt{(0.9333)^2 - 4(9.7002e-5)(\frac{1.33e+4 \times 12.5}{1.1Be+3} - 0.1666)}}{(2)(9.7002e-5)(0.259)(\quad)}$

= 599.46 ng/L

#	Sample ID	Compound	Reported Concentration (ng/L)	Calculated Concentration ( )	Qualification
	1	PFOS	5.98		

Privileged and Confidential

Laboratory Data Consultants, Inc.
Data Validation Report

Project/Site Name: MCAS Tustin

LDC Report Date: September 12, 2018

Parameters: Perfluorinated Alkyl Acids

Validation Level: Stage 4

Laboratory: Vista Analytical Laboratory

Sample Delivery Group (SDG): 1801766

Sample Identification	Laboratory Sample Identification	Matrix	Collection Date
IS720W02S-20180712	1801766-02	Water	07/12/18
IS720W06S-20180712	1801766-04	Water	07/12/18
DUP01-20180712	1801766-05	Water	07/12/18
IS720W03S-20180712	1801766-06	Water	07/12/18
I012MW13S-20180712	1801766-07	Water	07/12/18

Introduction

This Data Validation Report (DVR) presents data validation findings and results for the associated samples listed on the cover page. Data validation was performed in accordance with the Final Sampling and Analysis Plan for Per- and Polyfluoroalkyl Substances in Groundwater in Carve-Outs 5 and 6, Former Marine Corps Air Station Tustin, Tustin, California, Addendum #01 to Final Sampling and Analysis Plan for Per- and Polyfluoroalkyl Substances Sampling and Groundwater Remedial Action at Operable Unit 3, Installation Restoration Program Site 1 (June 2018), the U.S. Department of Defense (DoD) Quality Systems Manual (QSM) for Environmental Laboratories, Version 5.1 (2017), and a modified outline of the USEPA National Functional Guidelines (NFG) for Superfund Organic Methods Data Review (August 2014). Where specific guidance was not available, the data has been evaluated in a conservative manner consistent with industry standards using professional experience.

The analyses were performed by the following method:

Perfluorinated Alkyl Acids by Environmental Protection Agency (EPA) Method 537 Modified

All sample results were subjected to Stage 4 data validation, which is comprised of the quality control (QC) summary forms as well as the raw data, to confirm sample quantitation and identification.

The following are definitions of the data qualifiers utilized during data validation:

J (Estimated): The compound or analyte was analyzed for and positively identified by the laboratory; however the reported concentration is estimated due to non-conformances discovered during data validation.

U (Non-detected): The compound or analyte was analyzed for and positively identified by the laboratory; however the compound or analyte should be considered non-detected at the reported concentration due to the presence of contaminants detected in the associated blank(s).

UJ (Non-detected estimated): The compound or analyte was reported as not detected by the laboratory; however the reported quantitation/detection limit is estimated due to non-conformances discovered during data validation.

R (Rejected): The sample results were rejected due to gross non-conformances discovered during data validation. Data qualified as rejected is not usable.

NA (Not Applicable): The non-conformance discovered during data validation demonstrates a high bias, while the affected compound or analyte in the associated sample(s) was reported as not detected by the laboratory and did not warrant the qualification of the data.

A qualification summary table is provided at the end of this report if data has been qualified. Flags are classified as P (protocol) or A (advisory) to indicate whether the flag is due to a laboratory deviation from a specified protocol or is of technical advisory nature.

I. Sample Receipt and Technical Holding Times

All samples were received in good condition and cooler temperatures upon receipt met validation criteria.

All technical holding time requirements were met with the following exceptions:

Sample	Compound	Total Days From Sample Collection Until Analysis	Required Holding Time (in Days) From Sample Collection Until Analysis	Flag	A or P
I012MW13S-20180712	PFBS PFHxA PFHpA PFHxS PFOA PFOS	18	14	J (all detects) J (all detects) J (all detects) J (all detects) J (all detects) J (all detects)	A

II. LC/MS Instrument Performance Check

Instrument performance was checked at 12 hour intervals.

III. Initial Calibration and Initial Calibration Verification

An initial calibration was performed as required by the method.

The percent relative standard deviations (%RSD) were less than or equal to 20.0% for all compounds.

For each calibration point, the percent differences (%D) of its true value were less than or equal to 30.0% for all compounds.

The percent differences (%D) of the initial calibration verification (ICV) standard were less than or equal to 30.0% for all compounds.

IV. Continuing Calibration

Continuing calibration was performed at the required frequencies.

The percent differences (%D) were less than or equal to 30.0% for all compounds.

V. Laboratory Blanks

Laboratory blanks were analyzed as required by the method. No contaminants were found in the laboratory blanks with the following exceptions:

Blank ID	Analysis Date	Compound	Concentration	Associated Samples
B8G0154-BLK1	07/20/18	PFOA	2.31 ng/L	IS720W02S-20180712 IS720W06S-20180712 DUP01-20180712 IS720W03S-20180712
B8G0223-BLK1	07/30/18	PFHxS	1.38 ng/L	I012MW13S-20180712

Sample concentrations were compared to concentrations detected in the laboratory blanks. The sample concentrations were either not detected or were significantly greater >5X blank contaminants) than the concentrations found in the associated laboratory blanks.

VI. Field Blanks

Sample EB01-20180712 was identified as an equipment blank. No contaminants were found with the following exceptions:

Blank ID	Collection Date	Compound	Concentration	Associated Samples
EB01-20180712	07/12/18	PFOA	2.73 ng/L	IS720W02S-20180712 IS720W06S-20180712 DUP01-20180712 IS720W03S-20180712 I012MW13S-20180712

Sample SB01-20180712 was identified as a source blank. No contaminants were found with the following exceptions:

Blank ID	Collection Date	Compound	Concentration	Associated Samples
SB01-20180712	07/12/18	PFOS	1.84 ng/L	IS720W02S-20180712 IS720W06S-20180712 DUP01-20180712 IS720W03S-20180712 I012MW13S-20180712

Sample concentrations were compared to concentrations detected in the field blanks. The sample concentrations were either not detected or were significantly greater (>5X blank contaminants) than the concentrations found in the associated field blanks.

VII. Surrogates

Surrogates were not required by the method.

VIII. Matrix Spike/Matrix Spike Duplicates

The laboratory has indicated that there were no matrix spike (MS) and matrix spike duplicate (MSD) analyses specified for the samples in this SDG, and therefore matrix spike and matrix spike duplicate analyses were not performed for this SDG.

IX. Laboratory Control Samples

Laboratory control samples (LCS) were analyzed as required by the method. Percent recoveries (%R) were within QC limits.

X. Field Duplicates

Samples DUP01-20180712 and I012MW13S-20180712 were identified as field duplicates. No results were detected in any of the samples with the following exceptions:

Compound	Concentration (ug/L)		RPD (Limits)	Difference (Limits)	Flag	A or P
	DUP01-20180712	I012MW13S-20180712				
PFBS	6430	3660	55 (≤30)	-	J (all detects)	A
PFHxA	9750	13400	32 (≤30)	-	J (all detects)	A
PFHpA	4420	6220	34 (≤30)	-	J (all detects)	A
PFHxS	111000	103000	7 (≤30)	-	-	-
PFOA	38400	34400	11 (≤30)	-	-	-
PFNA	146	127	14 (≤30)	-	-	-
PFOS	22500	19700	13 (≤30)	-	-	-
PFDA	15.8	12.0	-	3.8 (≤4.38)	-	-

XI. Internal Standards

All internal standard recoveries (%R) were within QC limits with the exception of samples DUP01-20180712 and I012MW13S-20180712. No data were qualified since the samples were analyzed at a dilution.

XII. Compound Quantitation

All compound quantitations met validation criteria with the following exceptions:

Sample	Compound	Finding	Criteria	Flag	A or P
DUP01-20180712 I012MW13S-20180712	PFHxS	Sample result exceeded calibration range.	Reported result should be within calibration range.	J (all detects)	A

XIII. Target Compound Identifications

All target compound identifications met validation criteria.

XIV. System Performance

The system performance was acceptable.

XV. Overall Assessment of Data

The analysis was conducted within all specifications of the method. No results were rejected in this SDG.

Due to technical holding time, field duplicate RPD, and results exceeding the calibration range, data were qualified as estimated in two samples.

The quality control criteria reviewed, other than those discussed above, were met and are considered acceptable. Sample results that were found to be estimated (J) are usable for limited purposes only. Based upon the data validation all other results are considered valid and usable for all purposes.

MCAS Tustin
Perfluorinated Alkyl Acids - Data Qualification Summary - SDG 1801766

Sample	Compound	Flag	A or P	Reason
I012MW13S-20180712	PFBS PFHxA PFHpA PFHxS PFOA PFOS	J (all detects) J (all detects) J (all detects) J (all detects) J (all detects) J (all detects)	A	Technical holding times
DUP01-20180712 I012MW13S-20180712	PFBS PFHxA PFHpA	J (all detects) J (all detects) J (all detects)	A	Field duplicates (RPD)
DUP01-20180712 I012MW13S-20180712	PFHxS	J (all detects)	A	Compound quantitation (exceeded range)

MCAS Tustin
Perfluorinated Alkyl Acids - Laboratory Blank Data Qualification Summary - SDG 1801766

No Sample Data Qualified in this SDG

MCAS Tustin
Perfluorinated Alkyl Acids - Field Blank Data Qualification Summary - SDG 1801766

No Sample Data Qualified in this SDG

LDC #: 42952C96 **VALIDATION COMPLETENESS WORKSHEET** Date: 8/21/18
SDG #: 1801766 Stage 2B/~~4~~ Page: 1 of 1
Laboratory: Vista Analytical Laboratory Reviewer: [illegible]
2nd Reviewer: JVG

METHOD: LC/MS Perfluorinated Alkyl Acids (EPA Method 537-Modified)

The samples listed below were reviewed for each of the following validation areas. Validation findings are noted in attached validation findings worksheets.

	Validation Area		Comments
I.	Sample receipt/Technical holding times	A, TW	
II.	GC/MS Instrument performance check	A	
III.	Initial calibration/ICV	A, A	RSD ≤ 20%. r^2 Trace / ICV ≤ 30%
IV.	Continuing calibration	A	CCV ≤ 30%
V.	Laboratory Blanks	TW	
VI.	Field blanks	TW	EB=3 · SB=1
VII.	Surrogate spikes	N	
VIII.	Matrix spike/Matrix spike duplicates	N	CS
IX.	Laboratory control samples	A	LCS
X.	Field duplicates	TW	D=5+7
XI.	Internal standards	TW	
XII.	Compound quantitation RL/LOQ/LODs	TW A	Not reviewed for Stage 2B validation.
XIII.	Target compound identification	A	Not reviewed for Stage 2B validation.
XIV.	System performance	A	Not reviewed for Stage 2B validation.
XV.	Overall assessment of data	A	

Note: A = Acceptable; N = Not provided/applicable; SW = See worksheet; ND = No compounds detected; R = Rinsate; FB = Field blank; D = Duplicate; TB = Trip blank; EB = Equipment blank; SB=Source blank; OTHER:

** Indicates sample underwent Stage 4 validation

	Client ID	Lab ID	Matrix	Date
1	~~SB01-20180712~~	~~1801766-01~~	~~Water~~	~~07/12/18~~
2	IS720W02S-20180712	1801766-02	Water	07/12/18
3	~~EB01-20180712~~	~~1801766-03~~	~~Water~~	~~07/12/18~~
4	IS720W06S-20180712	1801766-04	Water	07/12/18
5	DUP01-20180712 D	1801766-05	Water	07/12/18
6	IS720W03S-20180712	1801766-06	Water	07/12/18
7	I012MW13S-20180712 D	1801766-07	Water	07/12/18
8				

Notes:

	B8G0154-BK1						
	B8G0223-BK1						

TARGET COMPOUND WORKSHEET

METHOD: PFOS/PFOAs

A. Perfluorohexanoic acid (PFHxA)			
B. Perfluoroheptanoic acid (PFHpA)			
C. Perfluorooctanoic acid (PFOA)			
D. Perfluorononanoic acid (PFNA)			
E. Perfluorodecanoic acid (PFDA)			
F. Perfluoroundecanoic acid (PFUnA)			
G. Perfluorododecanoic acid (PFDoA)			
H. Perfluorotridecanoic acid (PFTriDA)			
I. Perfluorotetradecanoic acid (PFTeDA)			
J. Perfluorobutanesulfonic acid (PFBS)			
K. Perfluorohexanesulfonic acid (PFHxS)			
L. Perfluoroheptanesulfonic acid (PFHpS)			
M. Perfluorooctanesulfonic acid (PFOS)			
N.Perfluorodecanesulfonic acid (PFDS)			
O. Perfluorooctane Sulfonamide (FOSA)			
P. Perfluorobutanoic acid (PFBA)			
Q. Perfluoropentanoic acis (PFPeA)			
R. 6:2FTS			
S. 8:2 FTS			
T. N-methyl perfluorooctanesulfonamidoacetic acid (NMeFOSAA)			
U. N-Ethyl perfluorooctanesulfonamidoacetic acid (NEtFOSAA)			

LDC #: 49526c96

VALIDATION FINDINGS WORKSHEET
Technical Holding Times

Page: 1 of 1
Reviewer: 9
2nd Reviewer: JV6

Method: LC/MS PFOS/PFOAs (EPA Method 537M)

All circled dates have exceeded the technical holding times.
Y/N N/A Were all cooler temperatures within validation criteria?

Sample ID	Matrix	Preserved	Sampling Date	Extraction date	Analysis date	Total # of Days	Qualifier
T (dets)	W		T-12-18	T-30-18		18	J/UJ/A*
	* qual PFBS, PFHxA, PFHpA, PFHxS, PFOA and PFOS						

TECHNICAL HOLDING TIME CRITERIA

Water: Extracted within 14 days, analyzed within 28 days.
Soil: Extracted within 14 days, analyzed within 28 days.

Privileged and Confidential

LDC #: 42953C96

VALIDATION FINDINGS WORKSHEET
Blanks

Page: 1 of 1
Reviewer: 9
2nd Reviewer: JV6

METHOD: LC/MS PFOS/PFOAs (EPA Method 537M)

Please see qualifications below for all questions answered "N". Not applicable questions are identified as "N/A".

M N N/A Were all samples associated with a given method blank?
Y N N/A Was a method blank performed for each matrix and whenever a sample extraction procedure was performed?
Y N N/A Was a method blank performed with each extraction batch?
Y N N/A Were any contaminants found in the method blanks? If yes, please see findings below.

Blank extraction date: 7/20/18 **Blank analysis date:** 7/25/18
Conc. units: ng/L **Associated samples:** 2, 4-6

Compound	Blank ID	Sample Identification								
	B8F0154-BLK1									
PFOA	2.31									

Blank extraction date: 7/30/18 **Blank analysis date:** 8/15/18 **Associated samples:** 7
Conc. units: ng/L

Compound	Blank ID	Sample Identification								
	B8F0223-BLK1									
PFHxS	1.38									

ALL CIRCLED RESULTS WERE NOT QUALIFIED. ALL RESULTS NOT CIRCLED WERE QUALIFIED BY THE FOLLOWING STATEMENT:
All contaminants within five times the method blank concentration were qualified as not detected, "U".

LDC #: 42932c96

VALIDATION FINDINGS WORKSHEET
Field Blanks

Page: 1 of 1
Reviewer: 9
2nd Reviewer: JV6

METHOD: LC/MS PFOS/PFOAs (EPA Method 537M)

Y N N/A Were field blanks identified in this SDG?
Y N N/A Were target compounds detected in the field blanks?

Blank units: ng/L **Associated sample units:** ng/L
Sampling date: 7/13/18
Field blank type: (circle one) Trip Blank/Field Blank / Rinsate / Other: FB Associated Samples: 2, 4-7

Compound	Blank ID	Sample Identification								
	1									
PFOS	1.84									

Blank units: ng/L **Associated sample units:** ng/L
Sampling date: 7/13/18
Field blank type: (circle one) Field Blank / Rinsate / Other: EB Associated Samples: 2. 4-7

Compound	Blank ID	Sample Identification								
	3									
PFOA	2.73									

Privileged and Confidential

LDC#: 42952C96

VALIDATION FINDINGS WORKSHEET
Field Duplicates

Reviewer: 9
2nd Reviewer: JM

METHOD: PFCs (Method 537 mod)

Compound	Concentration (ug/L)		(≤30) RPD	Difference	Limits	Qual
	5	7				
PFBS	6430	3660	55			bets/A
PFHxA	9750	13400	32			↓
PFHpA	4420	6220	34			
PFHxS	111000	103000	7			
PFOA	38400	34400	11			
PFNA	146	127	14			
PFOS	22500	19700	13			
PFDA	15.8	12.0		3.8	≤4.38	

LDC #: 42950c96

VALIDATION FINDINGS WORKSHEET
Internal Standards

Page: 1 of 1
Reviewer: Q
2nd Reviewer: JVG

METHOD: LC/MS PFAs (EPA Method 537M)

Please see qualifications below for all questions answered "N". Not applicable questions are identified as "N/A".

Y (N) N/A Were all internal standard area counts within 50-150% limits?

(Y) N N/A Were the retention times of the internal standards within +/- 30 seconds of the retention times of the associated calibration standard?

#	Date	Sample ID	Internal Standard	Area (Limits)	RT (Limits)	Qualifications
		BB50154-BH	13C2-PFUnA	49.1 (50-150)		Hets/P
		5	13C2-PFHxA	191		No Qual (40x)
			1802-PFHxS	49.5		
			13C8-PFOS	332		
			13C2-PFDA	43.7		
		T	13C3-PFBS	248		No Qual (20x)
			13C2-PFHxA	233		
			13C2-PFOA	186		

Privileged and Confidential

LDC #: ~~49552~~96

VALIDATION FINDINGS WORKSHEET
Compound Quantitation and Reported CRQLs

Reviewer: 9
2nd Reviewer: JV4

METHOD: __ GC __ ~~HP~~LC/MS

Please see qualifications below for all questions answered "N". Not applicable questions are identified as "N/A".

Level IV/D Only

Y N N/A Were CRQLs adjusted for sample dilutions, dry weight factors, etc.?

Y N N/A Did the reported results for detected target compounds agree within 10.0% of the recalculated results?

#	Compound Name	Finding	Associated Samples	Qualifications
	S, T	DFHxS > calib range		Dets/A

Comments: See sample calculation verification worksheet for recalculations

LDC #: 47952C96 **VALIDATION FINDINGS CHECKLIST**

Reviewer: 9
2nd Reviewer: JM

Method: LCMS (EPA Method 537M)

Validation Area	Yes	No	NA	Findings/Comments
I. Technical holding times				
Were all technical holding times met?	✓			
Was cooler temperature criteria met?	✓			
II. LC/MS Instrument performance check				
Were the instrument performance reviewed and found to be within the specified criteria?	✓			
Were all samples analyzed within the 12 hour clock criteria?	✓			
IIIa. Initial calibration				
Did the laboratory perform a 5 point calibration prior to sample analysis?	✓			
Were all percent relative standard deviations (%RSD) ≤ 20%?	✓			
Was a curve fit used for evaluation? If yes, did the initial calibration meet the curve fit criteria of ≥ 0.990?	✓			
Were all analytes within 70-130% or percent differences (%D) ≤30% of their true value for each calibration standard	✓			
IIIb. Initial Calibration Verification				
Was an initial calibration verification standard analyzed after each initial calibration for each instrument?	✓			
Were all percent differences (%D) ≤ 30%?	✓			
IV. Continuing calibration				
Was a continuing calibration analyzed daily?	✓			
Were all percent differences (%D) of the continuing calibration ≤ 30%?	✓			
V. Laboratory Blanks				
Was a laboratory blank associated with every sample in this SDG?	✓			
Was a laboratory blank analyzed for each matrix and concentration?	✓			
Was there contamination in the laboratory blanks? If yes, please see the Blanks validation completeness worksheet.	✓			
VI. Field blanks				
Were field blanks identified in this SDG?	✓			
Were target compounds detected in the field blanks?	✓			
VIII. Matrix spike/Matrix spike duplicates				
Were a matrix spike (MS) and matrix spike duplicate (MSD) analyzed for each matrix in this SDG? If no, indicate which matrix does not have an associated MS/MSD. Soil / Water.		✓		
Was a MS/MSD analyzed every 20 samples of each matrix?			✓	
Were the MS/MSD percent recoveries (%R) and the relative percent differences (RPD) within the QC limits?			✓	
IX. Laboratory control samples				
Was an LCS analyzed for this SDG?	✓			

LDC #: 43952C96

VALIDATION FINDINGS CHECKLIST

Reviewer: 9
2nd Reviewer: 3V

Validation Area	Yes	No	NA	Findings/Comments
Was an LCS analyzed per extraction batch?	✓			
Were the LCS percent recoveries (%R) and relative percent difference (RPD) within the QC limits?	✓			
X. Field duplicates				
Were field duplicate pairs identified in this SDG?	✓			
Were target compounds detected in the field duplicates?.	✓			
XI. Labeled standards				
Were internal standard area counts within ± 50% of the associated calibration standard?		✓		
XII. Compound quantitation				
Were the correct internal standard (IS), quantitation ion and relative response factor (RRF) used to quantitate the compound?	✓			
Were compound quantitation and RLs adjusted to reflect all sample dilutions and dry weight factors applicable to level IV validation?	✓			
XIII. Target compound identification				
Were relative retention times (RRT's) within ± 0.06 RRT units of the standard?	✓			
Did compound spectra meet specified EPA "Functional Guidelines" criteria?	✓			
Were chromatogram peaks verified and accounted for?	✓			
XIV. System performance				
System performance was found to be acceptable.	✓			
XIII. Overall assessment of data	✓			
Overall assessment of data was found to be acceptable.				

LDC #: 42952e96

Validation Findings Worksheet
Initial Calibration Calculation Verification

Method: PFCs (EPA Method 537)

Calibration Date	Instrument/Column	Compound	Standard	(Y) Response	(X) Conc.	(X^2) Conc.
7/24/2018	M1	PFOA	0	0.33366	0.25	0.0625
			s1	0.5829387	0.5	0.25
			s2	1.1960825	1	1
			s3	1.962205	2	4
			s4	5.32669	5	25
			s5	10.26973	10	100
			s6	50.938991	50	2500
			s7	98.28861	100	10000
			s8	245.97395	250	62500
			s9	481.65392	500	250000

Regression Output	Calculated		*Reported*	
Constant	c	0.17353	c	0.0966246
Std Err of Y Est				
R Squared		0.9999889		0.9999240
Degrees of Freedom				
	b	a	b	a
X Coefficient(s)	1.000174296	-7.41816E-05	1.00368	-8.17309E-05
Std Err of Coef.				
Correlation Coefficient		0.999994		
Coefficient of Determination (r^2)		0.999989		

LDC #: 42956C96

Validation Findings Worksheet
Initial Calibration Calculation Verification

Method: PFCs (EPA Method 537)

Calibration Date	Instrument/Column	Compound	Standard	(Y) Response	(X) Conc.	(X^2) Conc.
7/24/2018	M1	PFOS	0	0.19717	0.25	0.0625
			s1	0.5345925	0.5	0.25
			s2	0.7852275	1	1
			s3	1.6106562	2	4
			s4	4.3264412	5	25
			s5	8.6639537	10	100
			s6	48.60679	50	2500
			s7	91.114356	100	10000
			s8	224.25001	250	62500
			s9	483.26303	500	250000

Regression Output	Calculated		*Reported*	
Constant	c	0.82641	c	-0.0082758
Std Err of Y Est				
R Squared		0.9997896		0.9993090
Degrees of Freedom				
	b	a	b	a
X Coefficient(s)	0.851325956	0.000224317	0.89405	0.000142388
Std Err of Coef.				
Correlation Coefficient		0.999895		
Coefficient of Determination (r^2)		0.999790		

Validation Findings Worksheet
Initial Calibration Calculation Verification

Method: PFCs (EPA Method 537)

Calibration Date	Instrument/Column	Compound	Standard	(Y) Response	(X) Conc.	(X^2) Conc.
7/25/2018	M1	PFOA	0	0.3514612	0.25	0.0625
			s1	0.5297637	0.5	0.25
			s2	1.0612212	1	1
			s3	1.8767062	2	4
			s4	4.81088	5	25
			s5	9.877145	10	100
			s6	50.465425	50	2500
			s7	103.35185	100	10000
			s8	244.79577	250	62500
			s9	473.22775	500	250000

Regression Output	Calculated		*Reported*	
Constant	c	0.05137	c	0.0363914
Std Err of Y Est				
R Squared		0.9999595		0.9998260
Degrees of Freedom				
	b	a	b	a
X Coefficient(s)	1.023485761	-0.000155302	1.02412	-1.56658E-04
Std Err of Coef.				
Correlation Coefficient		0.999980		
Coefficient of Determination (r^2)		0.999959		

Validation Findings Worksheet
Initial Calibration Calculation Verification

Method: PFCs (EPA Method 537)

Calibration Date	Instrument/Column	Compound	Standard	(Y) Response	(X) Conc.	(X^2) Conc.
7/25/2018	M1	PFOS	0	0.2924012	0.25	0.0625
			s1	0.3518837	0.5	0.25
			s2	0.849175	1	1
			s3	1.6369012	2	4
			s4	3.9234325	5	25
			s5	8.70193	10	100
			s6	42.37124	50	2500
			s7	98.698087	100	10000
			s8	213.79478	250	62500
			s9	450.09033	500	250000

Regression Output	Calculated		*Reported*	
Constant	c	0.66467	c	-0.0733419
Std Err of Y Est				
R Squared		0.9990860		0.9980200
Degrees of Freedom				
	b	a	b	a
X Coefficient(s)	0.860878165	7.11457E-05	0.893725	5.90217E-07
Std Err of Coef.				
Correlation Coefficient		0.999543		
Coefficient of Determination (r^2)		0.999086		

LDC #: 40956C96

Validation Findings Worksheet
Initial Calibration Calculation Verification

Reviewer: [illegible]
2nd Reviewer: JM

Method: PFCs (EPA Method 537)

Calibration Date	Instrument/Column	Compound	Standard	(Y) Response	(X) Conc.	(X^2) Conc.
8/16/2018	M1	PFOA	0	0.50197	0.25	0.0625
			s1	0.4828162	0.5	0.25
			s2	1.1275737	1	1
			s3	2.3277525	2	4
			s4	5.14974	5	25
			s5	9.8391587	10	100
			s6	47.623148	50	2500
			s7	96.855097	100	10000
			s8	254.21066	250	62500
			s9	489.69713	500	250000

Regression Output	Calculated		*Reported*	
Constant	c	-0.66429	c	0.0700850
Std Err of Y Est				
R Squared		0.9998116		0.9995350
Degrees of Freedom				
	b	a	b	a
X Coefficient(s)	1.027185218	-9.00208E-05	0.992622	-1.55031E-05
Std Err of Coef.				
Correlation Coefficient		0.999906		
Coefficient of Determination (r^2)		0.999812		

LDC #: ~~42952~~c96

VALIDATION FINDINGS WORKSHEET
Continuing Calibration Results Verification

Reviewer: Q
2nd Reviewer: JVG

METHOD: LC/MS PFOS/PFOAs (EPA Method 537M)

The percent difference (%D) of the initial calibration average Relative Response Factors (RRFs) and the continuing calibration RRFs were recalculated for the compounds identified below using the following calculation:

% Difference = 100 * (ave. RRF - RRF)/ave. RRF
$RRF = (A_x)(C_{is})/(A_{is})(C_x)$

Where: ave. RRF = initial calibration average RRF
RRF = continuing calibration RRF
A_x = Area of compound, A_{is} = Area of associated internal standard
C_x = Concentration of compound, C_{is} = Concentration of internal standard

#	Standard ID	Calibration Date	Compound (Reference Internal Standard)	Average RRF (initial)	Reported RRF (CC)	Recalculated RRF (CC)	Reported %D	Recalculated %D
1	180724ML3	7/25/18	~~PFOA~~ (1st internal standard)	10.0	10.4	10.4	4.1	4.1
			~~PFOS~~ (2nd internal standard)	10.0	11.0	10.97	9.7	9.7
			(3rd internalstandard)					
2	180816ML2	8/17/18	~~PFOA~~ (1st internal standard)	10.0	12.352	12.35	23.5	23.5
			~~PFOS~~ (2nd internal standard)					
			(3rd internalstandard)					
3	180816ML3	8/17/18	~~PFOA~~ (1st internal standard)	10.0	10.6	10.62	6.0	6.2
			(2nd internal standard)					
			(3rd internalstandard)					
4			(1st internal standard)					
			(2nd internal standard)					
			(3rd internalstandard)					

Comments: Refer to Continuing Calibration findings worksheet for list of qualifications and associated samples when reported results do not agree within 10.0% of the recalculated results.

Privileged and Confidential

VALIDATION FINDINGS WORKSHEET
Laboratory Control Sample/Laboratory Control Sample Duplicates Results Verification

METHOD: LC/MS PFOS/PFOAs (EPA Method 537M)

The percent recoveries (%R) and Relative Percent Difference (RPD) of the laboratory control sample and laboratory control sample duplicate were recalculated for the compounds identified below using the following calculation:

% Recovery = 100 * (SC/SA Where: SSC = Spike concentration
SA = Spike added

RPD = I LCSC - LCSDC I * 2/(LCSC + LCSDC) LCSC = Laboratory control sample concentration LCSDC = Laboratory control sample duplicate concentration

LCS/LCSD samples: BB90154-BS1

Compound	Spike Added (ng/L)		Spike Concentration (ng/L)		LCS Percent Recovery		LCSD Percent Recovery		LCS/LCSD RPD	
	LCS	LCSD	LCS	LCSD	Reported	Recalc.	Reported	Recalc.	Reported	Recalculated
PFOA	40.0	NA	38.9	NA	97.3	93				
PFOS	~~35.1~~ V	V	35.1	V	86.7	86.7				

Comments: Refer to Laboratory Control Sample/Laboratory Control Sample Duplicates findings worksheet for list of qualifications and associated samples when reported results do not agree within 10.0% of the recalculated results.

Privileged and Confidential

LDC #: 42952096

VALIDATION FINDINGS WORKSHEET
Sample Calculation Verification

Reviewer: [illegible]
2nd reviewer: [illegible]

METHOD: LC/MS PFOS/PFOAs (EPA Method 537M)

Y N N/A Were all reported results recalculated and verified for all level IV samples?
Y N N/A Were all recalculated results for detected target compounds agree within 10.0% of the reported results?

Concentration = $\frac{(A_x)(I_s)(V_t)(DF)(2.0)}{(A_{is})(RRF)(V_o)(V_i)(\%S)}$

A_x	=	Area of the characteristic ion (EICP) for the compound to be measured
A_{is}	=	Area of the characteristic ion (EICP) for the specific internal standard
I_s	=	Amount of internal standard added in nanograms (ng)
V_o	=	Volume or weight of sample extract in milliliters (ml) or grams (g).
V_i	=	Volume of extract injected in microliters (ul)
V_t	=	Volume of the concentrated extract in microliters (ul)
Df	=	Dilution Factor.
%S	=	Percent solids, applicable to soil and solid matrices only.
2.0	=	Factor of 2 to account for GPC cleanup

Example:

Sample I.D. 2, PFOA:

~~Conc.~~ = $\frac{(\cancel{4.84e+4})(\quad)(\quad)(\quad)(\quad)}{(\cancel{3.10e+3})(\quad)(\quad)(\quad)(\quad)}$

= see below

#	Sample ID	Compound	Reported Concentration ( )	Calculated Concentration ( )	Qualification

$$\text{conc} = \frac{-1.02412 + \sqrt{(1.02412)^2 - \left[4\times(-0.000156658)\left(-\frac{4.84e+4\times12.5}{3.10e+3} + 0.0363914\right)\right]}}{2\times(-0.000156658)(0.258)}$$

$= 761.4$ µg/L

LDC #: 42952

EDD POPULATION COMPLETENESS WORKSHEET

Date: 8/23
Page: 1 of 1
2nd Reviewer:

The LDC job number listed above was entered by JE.
Entered from Body or Summary

	EDD Process		Comments/Action
I.	EDD Completeness	-	
Ia.	- All methods present?	Y	
Ib.	- All samples present/match report?	Y	
Ic.	- All reported analytes present?	Y	
Id.	- 10% or 100% verification of EDD?	Y	
II.	EDD Preparation/Entry	-	
IIa.	- Carryover U/J?	M	
IIb.	- Reason Codes used? If so, note which codes.	Y	
IIc.	- Additional Information (QC Level, Validator, Validated Y/N, etc.)	Y	
III.	Reasonableness Checks	-	
IIIa.	- Do all qualified ND results have ND qualifier (e.g. UJ)?	Y	
IIIb.	- Do all qualified detect results have detect qualifier (e.g. J)?	Y	
IIIc.	- If reason codes are used, do all qualified results have reason code field populated, and vice versa?	Y	
IIId.	-Does the detect flag require changing for blank qualifier? If so, are all U results marked ND?	+	
IIIe.	- Do blank concentrations in report match EDD where data was qualified due to blank contamination?	—	
IIIf.	- Were multiple results reported due to dilutions/reanalysis? If so, were results qualified appropriately?	W/Y	
IIIg.	-Are there any discrepancies between the data packet and the EDD?	N	

Notes: *see discrepancy sheet

INSTALLATION_ID	SITE_NAME	LOCATION_NAME	LOCATION_TYPE_DESC	COORD_X	COORD_Y	SAMPLE_NAME	SAMPLE_MATRIX_DESC	COLLECT_DATE	ANALYTICAL_METHOD_GRP_DESC	SDG
TUSTIN_MCAS	SITE 00012	I012MW13S	Monitoring well	6082965.3	2204868.4	DUP01-20180712	Ground water	12-Jul-18	Perfluoroalkyl Compounds	1801766
TUSTIN_MCAS	SITE 00013S	IS72OW06S	Monitoring well	6081257.3	2206051.6	IS720W06S-20180712	Ground water	12-Jul-18	Perfluoroalkyl Compounds	1801766
TUSTIN_MCAS	SITE 00013S	IS72OW02S	Monitoring well	6081771.9	2206338.6	IS720W02S-20180712	Ground water	12-Jul-18	Perfluoroalkyl Compounds	1801766
TUSTIN_MCAS	SITE 00012	I012MW13S	Monitoring well	6082965.3	2204868.4	I012MW13S-20180712	Ground water	12-Jul-18	Perfluoroalkyl Compounds	1801766
TUSTIN_MCAS	SITE 00013S	IS72OW02S	Monitoring well	6081771.9	2206338.6	IS720W02S-20180712	Ground water	12-Jul-18	Perfluoroalkyl Compounds	1801766
TUSTIN_MCAS	SITE 00013S	IS72OW03S	Monitoring well	6081703.4	2206019.2	IS720W03S-20180712	Ground water	12-Jul-18	Perfluoroalkyl Compounds	1801766
TUSTIN_MCAS	SITE 00013S	IS72OW06S	Monitoring well	6081257.3	2206051.6	IS720W06S-20180712	Ground water	12-Jul-18	Perfluoroalkyl Compounds	1801766
TUSTIN_MCAS	SITE 00012	I012MW13S	Monitoring well	6082965.3	2204868.4	DUP01-20180712	Ground water	12-Jul-18	Perfluoroalkyl Compounds	1801766
TUSTIN_MCAS	SITE 00012	I012MW13S	Monitoring well	6082965.3	2204868.4	I012MW13S-20180712	Ground water	12-Jul-18	Perfluoroalkyl Compounds	1801766
TUSTIN_MCAS	SITE 00012	I012MW13S	Monitoring well	6082965.3	2204868.4	I012MW13S-20180712	Ground water	12-Jul-18	Perfluoroalkyl Compounds	1801766
TUSTIN_MCAS	SITE 00013S	IS72OW02S	Monitoring well	6081771.9	2206338.6	IS720W02S-20180712	Ground water	12-Jul-18	Perfluoroalkyl Compounds	1801766
TUSTIN_MCAS	SITE 00012	I012MW13S	Monitoring well	6082965.3	2204868.4	DUP01-20180712	Ground water	12-Jul-18	Perfluoroalkyl Compounds	1801766
TUSTIN_MCAS	SITE 00013S	IS72OW03S	Monitoring well	6081703.4	2206019.2	IS720W03S-20180712	Ground water	12-Jul-18	Perfluoroalkyl Compounds	1801766
TUSTIN_MCAS	SITE 00013S	IS72OW06S	Monitoring well	6081257.3	2206051.6	IS720W06S-20180712	Ground water	12-Jul-18	Perfluoroalkyl Compounds	1801766
TUSTIN_MCAS	SITE 00013S	IS72OW02S	Monitoring well	6081771.9	2206338.6	IS720W02S-20180712	Ground water	12-Jul-18	Perfluoroalkyl Compounds	1801766
TUSTIN_MCAS	SITE 00013S	IS72OW06S	Monitoring well	6081257.3	2206051.6	IS720W06S-20180712	Ground water	12-Jul-18	Perfluoroalkyl Compounds	1801766
TUSTIN_MCAS	SITE 00012	I012MW13S	Monitoring well	6082965.3	2204868.4	I012MW13S-20180712	Ground water	12-Jul-18	Perfluoroalkyl Compounds	1801766
TUSTIN_MCAS	SITE 00012	I012MW13S	Monitoring well	6082965.3	2204868.4	I012MW13S-20180712	Ground water	12-Jul-18	Perfluoroalkyl Compounds	1801766
TUSTIN_MCAS	SITE 00012	I012MW13S	Monitoring well	6082965.3	2204868.4	I012MW13S-20180712	Ground water	12-Jul-18	Perfluoroalkyl Compounds	1801766
TUSTIN_MCAS	SITE 00013S	IS72OW03S	Monitoring well	6081703.4	2206019.2	IS720W03S-20180712	Ground water	12-Jul-18	Perfluoroalkyl Compounds	1801766
TUSTIN_MCAS	SITE 00012	I012MW13S	Monitoring well	6082965.3	2204868.4	DUP01-20180712	Ground water	12-Jul-18	Perfluoroalkyl Compounds	1801766
TUSTIN_MCAS	SITE 00012	I012MW13S	Monitoring well	6082965.3	2204868.4	I012MW13S-20180712	Ground water	12-Jul-18	Perfluoroalkyl Compounds	1801766
TUSTIN_MCAS	SITE 00013S	IS72OW06S	Monitoring well	6081257.3	2206051.6	IS720W06S-20180712	Ground water	12-Jul-18	Perfluoroalkyl Compounds	1801766
TUSTIN_MCAS	SITE 00013S	IS72OW03S	Monitoring well	6081703.4	2206019.2	IS720W03S-20180712	Ground water	12-Jul-18	Perfluoroalkyl Compounds	1801766
TUSTIN_MCAS	SITE 00012	I012MW13S	Monitoring well	6082965.3	2204868.4	I012MW13S-20180712	Ground water	12-Jul-18	Perfluoroalkyl Compounds	1801766
TUSTIN_MCAS	SITE 00012	I012MW13S	Monitoring well	6082965.3	2204868.4	DUP01-20180712	Ground water	12-Jul-18	Perfluoroalkyl Compounds	1801766
TUSTIN_MCAS	SITE 00013S	IS72OW03S	Monitoring well	6081703.4	2206019.2	IS720W03S-20180712	Ground water	12-Jul-18	Perfluoroalkyl Compounds	1801766
TUSTIN_MCAS	SITE 00013S	IS72OW06S	Monitoring well	6081257.3	2206051.6	IS720W06S-20180712	Ground water	12-Jul-18	Perfluoroalkyl Compounds	1801766
TUSTIN_MCAS	SITE 00013S	IS72OW06S	Monitoring well	6081257.3	2206051.6	IS720W06S-20180712	Ground water	12-Jul-18	Perfluoroalkyl Compounds	1801766
TUSTIN_MCAS	SITE 00013S	IS72OW02S	Monitoring well	6081771.9	2206338.6	IS720W02S-20180712	Ground water	12-Jul-18	Perfluoroalkyl Compounds	1801766
TUSTIN_MCAS	SITE 00012	I012MW13S	Monitoring well	6082965.3	2204868.4	DUP01-20180712	Ground water	12-Jul-18	Perfluoroalkyl Compounds	1801766
TUSTIN_MCAS	SITE 00013S	IS72OW02S	Monitoring well	6081771.9	2206338.6	IS720W02S-20180712	Ground water	12-Jul-18	Perfluoroalkyl Compounds	1801766
TUSTIN_MCAS	SITE 00013S	IS72OW02S	Monitoring well	6081771.9	2206338.6	IS720W02S-20180712	Ground water	12-Jul-18	Perfluoroalkyl Compounds	1801766
TUSTIN_MCAS	SITE 00013S	IS72OW06S	Monitoring well	6081257.3	2206051.6	IS720W06S-20180712	Ground water	12-Jul-18	Perfluoroalkyl Compounds	1801766
TUSTIN_MCAS	SITE 00012	I012MW13S	Monitoring well	6082965.3	2204868.4	DUP01-20180712	Ground water	12-Jul-18	Perfluoroalkyl Compounds	1801766
TUSTIN_MCAS	SITE 00012	I012MW13S	Monitoring well	6082965.3	2204868.4	DUP01-20180712	Ground water	12-Jul-18	Perfluoroalkyl Compounds	1801766
TUSTIN_MCAS	SITE 00012	I012MW13S	Monitoring well	6082965.3	2204868.4	I012MW13S-20180712	Ground water	12-Jul-18	Perfluoroalkyl Compounds	1801766
TUSTIN_MCAS	SITE 00013S	IS72OW03S	Monitoring well	6081703.4	2206019.2	IS720W03S-20180712	Ground water	12-Jul-18	Perfluoroalkyl Compounds	1801766
TUSTIN_MCAS	SITE 00012	I012MW13S	Monitoring well	6082965.3	2204868.4	I012MW13S-20180712	Ground water	12-Jul-18	Perfluoroalkyl Compounds	1801766
TUSTIN_MCAS	SITE 00013S	IS72OW02S	Monitoring well	6081771.9	2206338.6	IS720W02S-20180712	Ground water	12-Jul-18	Perfluoroalkyl Compounds	1801766
TUSTIN_MCAS	SITE 00013S	IS72OW06S	Monitoring well	6081257.3	2206051.6	IS720W06S-20180712	Ground water	12-Jul-18	Perfluoroalkyl Compounds	1801766
TUSTIN_MCAS	SITE 00012	I012MW13S	Monitoring well	6082965.3	2204868.4	I012MW13S-20180712	Ground water	12-Jul-18	Perfluoroalkyl Compounds	1801766
TUSTIN_MCAS	SITE 00012	I012MW13S	Monitoring well	6082965.3	2204868.4	DUP01-20180712	Ground water	12-Jul-18	Perfluoroalkyl Compounds	1801766
TUSTIN_MCAS	SITE 00013S	IS72OW03S	Monitoring well	6081703.4	2206019.2	IS720W03S-20180712	Ground water	12-Jul-18	Perfluoroalkyl Compounds	1801766
TUSTIN_MCAS	SITE 00013S	IS72OW02S	Monitoring well	6081771.9	2206338.6	IS720W02S-20180712	Ground water	12-Jul-18	Perfluoroalkyl Compounds	1801766
TUSTIN_MCAS	SITE 00012	I012MW13S	Monitoring well	6082965.3	2204868.4	I012MW13S-20180712	Ground water	12-Jul-18	Perfluoroalkyl Compounds	1801766
TUSTIN_MCAS	SITE 00013S	IS72OW02S	Monitoring well	6081771.9	2206338.6	IS720W02S-20180712	Ground water	12-Jul-18	Perfluoroalkyl Compounds	1801766
TUSTIN_MCAS	SITE 00013S	IS72OW02S	Monitoring well	6081771.9	2206338.6	IS720W02S-20180712	Ground water	12-Jul-18	Perfluoroalkyl Compounds	1801766
TUSTIN_MCAS	SITE 00013S	IS72OW03S	Monitoring well	6081703.4	2206019.2	IS720W03S-20180712	Ground water	12-Jul-18	Perfluoroalkyl Compounds	1801766
TUSTIN_MCAS	SITE 00012	I012MW13S	Monitoring well	6082965.3	2204868.4	I012MW13S-20180712	Ground water	12-Jul-18	Perfluoroalkyl Compounds	1801766
TUSTIN_MCAS	SITE 00012	I012MW13S	Monitoring well	6082965.3	2204868.4	DUP01-20180712	Ground water	12-Jul-18	Perfluoroalkyl Compounds	1801766
TUSTIN_MCAS	SITE 00012	I012MW13S	Monitoring well	6082965.3	2204868.4	I012MW13S-20180712	Ground water	12-Jul-18	Perfluoroalkyl Compounds	1801766
TUSTIN_MCAS	SITE 00013S	IS72OW03S	Monitoring well	6081703.4	2206019.2	IS720W03S-20180712	Ground water	12-Jul-18	Perfluoroalkyl Compounds	1801766

INSTALLATION_ID	SITE_NAME	LOCATION_NAME	LOCATION_TYPE_DESC	COORD_X	COORD_Y	SAMPLE_NAME	SAMPLE_MATRIX_DESC	COLLECT_DATE	ANALYTICAL_METHOD_GRP_DESC	SDG
TUSTIN_MCAS	SITE 00013S	IS72OW03S	Monitoring well	6081703.4	2206019.2	IS720W03S-20180712	Ground water	12-Jul-18	Perfluoroalkyl Compounds	1801766
TUSTIN_MCAS	SITE 00013S	IS72OW03S	Monitoring well	6081703.4	2206019.2	IS720W03S-20180712	Ground water	12-Jul-18	Perfluoroalkyl Compounds	1801766
TUSTIN_MCAS	SITE 00013S	IS72OW03S	Monitoring well	6081703.4	2206019.2	IS720W03S-20180712	Ground water	12-Jul-18	Perfluoroalkyl Compounds	1801766
TUSTIN_MCAS	SITE 00013S	IS72OW06S	Monitoring well	6081257.3	2206051.6	IS720W06S-20180712	Ground water	12-Jul-18	Perfluoroalkyl Compounds	1801766
TUSTIN_MCAS	SITE 00012	I012MW13S	Monitoring well	6082965.3	2204868.4	DUP01-20180712	Ground water	12-Jul-18	Perfluoroalkyl Compounds	1801766
TUSTIN_MCAS	SITE 00013S	IS72OW02S	Monitoring well	6081771.9	2206338.6	IS720W02S-20180712	Ground water	12-Jul-18	Perfluoroalkyl Compounds	1801766
TUSTIN_MCAS	SITE 00013S	IS72OW02S	Monitoring well	6081771.9	2206338.6	IS720W02S-20180712	Ground water	12-Jul-18	Perfluoroalkyl Compounds	1801766
TUSTIN_MCAS	SITE 00013S	IS72OW03S	Monitoring well	6081703.4	2206019.2	IS720W03S-20180712	Ground water	12-Jul-18	Perfluoroalkyl Compounds	1801766
TUSTIN_MCAS	SITE 00013S	IS72OW06S	Monitoring well	6081257.3	2206051.6	IS720W06S-20180712	Ground water	12-Jul-18	Perfluoroalkyl Compounds	1801766
TUSTIN_MCAS	SITE 00013S	IS72OW06S	Monitoring well	6081257.3	2206051.6	IS720W06S-20180712	Ground water	12-Jul-18	Perfluoroalkyl Compounds	1801766
TUSTIN_MCAS	SITE 00012	I012MW13S	Monitoring well	6082965.3	2204868.4	DUP01-20180712	Ground water	12-Jul-18	Perfluoroalkyl Compounds	1801766
TUSTIN_MCAS	SITE 00012	I012MW13S	Monitoring well	6082965.3	2204868.4	DUP01-20180712	Ground water	12-Jul-18	Perfluoroalkyl Compounds	1801766
TUSTIN_MCAS	SITE 00013S	IS72OW06S	Monitoring well	6081257.3	2206051.6	IS720W06S-20180712	Ground water	12-Jul-18	Perfluoroalkyl Compounds	1801766
TUSTIN_MCAS	SITE 00013S	IS72OW06S	Monitoring well	6081257.3	2206051.6	IS720W06S-20180712	Ground water	12-Jul-18	Perfluoroalkyl Compounds	1801766