



**Off-base Drinking Water Sample Results,
Level 2 Laboratory Report, Level 4 Laboratory Report,
Electronic Data Deliverable, Data Validation Report,
and the Sample Location Figure, SDG 320-26004**

Ault Field

Naval Air Station Whidbey Island

Oak Harbor, Washington

February 2019

TestAmerica

THE LEADER IN ENVIRONMENTAL TESTING

ANALYTICAL REPORT

TestAmerica Laboratories, Inc.
TestAmerica Sacramento
880 Riverside Parkway
West Sacramento, CA 95605
Tel: (916)373-5600

TestAmerica Job ID: 320-26004-1
Client Project/Site: Whidbey Island

For:
CH2M Hill Constructors, Inc.
1100 NE Circle Blvd
Corvallis, Oregon 97330

Attn: Tiffany Hill



Authorized for release by:
3/2/2017 12:32:38 PM

Laura Turpen, Project Manager I
(916)374-4414
laura.turpen@testamericainc.com

LINKS

Review your project
results through
TotalAccess

Have a Question?



Visit us at:
www.testamericainc.com

The test results in this report meet all 2003 NELAC and 2009 TNI requirements for accredited parameters, exceptions are noted in this report. This report may not be reproduced except in full, and with written approval from the laboratory. For questions please contact the Project Manager at the e-mail address or telephone number listed on this page.

This report has been electronically signed and authorized by the signatory. Electronic signature is intended to be the legally binding equivalent of a traditionally handwritten signature.

Results relate only to the items tested and the sample(s) as received by the laboratory.

- 1
- 2
- 3
- 4
- 5
- 6
- 7
- 8
- 9
- 10
- 11
- 12
- 13
- 14
- 15



Table of Contents

Cover Page	1
Table of Contents	2
Definitions/Glossary	3
Case Narrative	4
Detection Summary	6
Client Sample Results	7
Surrogate Summary	17
QC Sample Results	18
QC Association Summary	20
Lab Chronicle	21
Certification Summary	23
Method Summary	24
Sample Summary	25
Chain of Custody	26
Receipt Checklists	27

Definitions/Glossary

Client: CH2M Hill Constructors, Inc.
Project/Site: Whidbey Island

TestAmerica Job ID: 320-26004-1

Qualifiers

LCMS

Qualifier	Qualifier Description
M	Manual integrated compound.
U	Undetected at the Limit of Detection.
Q	One or more quality control criteria failed.
J	Estimated: The analyte was positively identified; the quantitation is an estimation

Glossary

Abbreviation	These commonly used abbreviations may or may not be present in this report.
α	Listed under the "D" column to designate that the result is reported on a dry weight basis
%R	Percent Recovery
CFL	Contains Free Liquid
CNF	Contains no Free Liquid
DER	Duplicate error ratio (normalized absolute difference)
Dil Fac	Dilution Factor
DL, RA, RE, IN	Indicates a Dilution, Re-analysis, Re-extraction, or additional Initial metals/anion analysis of the sample
DLC	Decision level concentration
MDA	Minimum detectable activity
EDL	Estimated Detection Limit
MDC	Minimum detectable concentration
MDL	Method Detection Limit
ML	Minimum Level (Dioxin)
NC	Not Calculated
ND	Not detected at the reporting limit (or MDL or EDL if shown)
PQL	Practical Quantitation Limit
QC	Quality Control
RER	Relative error ratio
RL	Reporting Limit or Requested Limit (Radiochemistry)
RPD	Relative Percent Difference, a measure of the relative difference between two points
TEF	Toxicity Equivalent Factor (Dioxin)
TEQ	Toxicity Equivalent Quotient (Dioxin)

Case Narrative

Client: CH2M Hill Constructors, Inc.
Project/Site: Whidbey Island

TestAmerica Job ID: 320-26004-1

Job ID: 320-26004-1

Laboratory: TestAmerica Sacramento

Narrative

CASE NARRATIVE **Client: CH2M Hill Constructors, Inc.**

Project: Whidbey Island

Report Number: 320-26004-1

With the exceptions noted as flags or footnotes, standard analytical protocols were followed in the analysis of the samples and no problems were encountered or anomalies observed. In addition all laboratory quality control samples were within established control limits, with any exceptions noted below. Each sample was analyzed to achieve the lowest possible reporting limit within the constraints of the method. In some cases, due to interference or analytes present at high concentrations, samples were diluted. For diluted samples, the reporting limits are adjusted relative to the dilution required.

TestAmerica Sacramento attests to the validity of the laboratory data generated by TestAmerica facilities reported herein. All analyses performed by TestAmerica facilities were done using established laboratory SOPs that incorporate QA/QC procedures described in the applicable methods. TestAmerica's operations groups have reviewed the data for compliance with the laboratory QA/QC plan, and data have been found to be compliant with laboratory protocols unless otherwise noted below.

TestAmerica utilizes USEPA approved methods and DOD QSM, where applicable, in all analytical work. The samples presented in this report were analyzed for the parameter(s) listed on the analytical methods summary page in accordance with the method(s) indicated. A summary of QC data for these analyses is included at the back of the report.

All parameters for which TestAmerica Sacramento has certification were evaluated to the QSM specified reporting convention or to the client specified format if different from QSM. Parameters not certified under QSM, if any, were evaluated to the detection limit (DL) and include qualified results where applicable.

The sample(s) that contain constituents flagged with U are undetected. The result associated with this flag is the limit of detection (LOD).

Calculations are performed before rounding to avoid round-off errors in calculated results.

All holding times were met and proper preservation noted for the methods performed on these samples, unless otherwise detailed in the individual sections below.

All solid sample results are reported on an "as received" basis unless otherwise indicated by the presence of a % solids value in the method header.

This laboratory report is confidential and is intended for the sole use of TestAmerica and its client.

RECEIPT

The samples were received on 02/23/2017; the samples arrived in good condition, properly preserved and on ice. The temperature of the coolers at receipt was 0.8 C.

PFOA/PFOS

Samples WI-AF-1RW27-0217 (320-26004-1), WI-AF-1FB27-0217 (320-26004-2), WI-AF-1RW28-0217 (320-26004-3), WI-AF-1FB28-0217 (320-26004-4), WI-AF-1RW29-0217 (320-26004-5), WI-AF-1FB29-0217 (320-26004-6), WI-AF-1RW30-0217 (320-26004-7), WI-AF-1FB30-0217 (320-26004-8), WI-AF-1RW31-0217 (320-26004-9) and WI-AF-1FB31-0217 (320-26004-10) were analyzed for PFOA/PFOS in accordance with 537. The samples were prepared on 02/24/2017 and analyzed on 02/28/2017 and 03/01/2017.

13C2 PFHxA failed the surrogate recovery criteria low for WI-AF-1RW28-0217 (320-26004-3). Re-analysis was performed with concurring results. The original analysis has been reported.

No additional analytical or quality issues were noted, other than those described above or in the Definitions/Glossary page.

Case Narrative

Client: CH2M Hill Constructors, Inc.
Project/Site: Whidbey Island

TestAmerica Job ID: 320-26004-1

Job ID: 320-26004-1 (Continued)

Laboratory: TestAmerica Sacramento (Continued)

1

2

3

4

5

6

7

8

9

10

11

12

13

14

15

Detection Summary

Client: CH2M Hill Constructors, Inc.
Project/Site: Whidbey Island

TestAmerica Job ID: 320-26004-1

Client Sample ID: WI-AF-1RW27-0217

Lab Sample ID: 320-26004-1

No Detections.

Client Sample ID: WI-AF-1FB27-0217

Lab Sample ID: 320-26004-2

No Detections.

Client Sample ID: WI-AF-1RW28-0217

Lab Sample ID: 320-26004-3

Analyte	Result	Qualifier	LOQ	DL	Unit	Dil Fac	D	Method	Prep Type
Perfluorooctanoic acid (PFOA)	0.032		0.030	0.0096	ug/L	1		537	Total/NA

Client Sample ID: WI-AF-1FB28-0217

Lab Sample ID: 320-26004-4

No Detections.

Client Sample ID: WI-AF-1RW29-0217

Lab Sample ID: 320-26004-5

No Detections.

Client Sample ID: WI-AF-1FB29-0217

Lab Sample ID: 320-26004-6

No Detections.

Client Sample ID: WI-AF-1RW30-0217

Lab Sample ID: 320-26004-7

No Detections.

Client Sample ID: WI-AF-1FB30-0217

Lab Sample ID: 320-26004-8

No Detections.

Client Sample ID: WI-AF-1RW31-0217

Lab Sample ID: 320-26004-9

No Detections.

Client Sample ID: WI-AF-1FB31-0217

Lab Sample ID: 320-26004-10

No Detections.

This Detection Summary does not include radiochemical test results.

TestAmerica Sacramento

Client Sample Results

Client: CH2M Hill Constructors, Inc.
Project/Site: Whidbey Island

TestAmerica Job ID: 320-26004-1

Client Sample ID: WI-AF-1RW27-0217

Lab Sample ID: 320-26004-1

Date Collected: 02/20/17 12:50

Matrix: Water

Date Received: 02/23/17 09:55

Method: 537 - Perfluorinated Alkyl Acids (LC/MS)

Analyte	Result	Qualifier	LOQ	DL	Unit	D	Prepared	Analyzed	Dil Fac
Perfluorooctanesulfonic acid (PFOS)	0.047	U	0.059	0.015	ug/L		02/24/17 13:19	02/28/17 17:22	1
Perfluorooctanoic acid (PFOA)	0.023	U	0.029	0.0092	ug/L		02/24/17 13:19	02/28/17 17:22	1
Perfluorobutanesulfonic acid (PFBS)	0.11	U M	0.14	0.046	ug/L		02/24/17 13:19	02/28/17 17:22	1
Surrogate	%Recovery	Qualifier	Limits				Prepared	Analyzed	Dil Fac
13C2 PFHxA	73		70 - 130				02/24/17 13:19	02/28/17 17:22	1
13C2 PFDA	72		70 - 130				02/24/17 13:19	02/28/17 17:22	1

Client Sample Results

Client: CH2M Hill Constructors, Inc.
Project/Site: Whidbey Island

TestAmerica Job ID: 320-26004-1

Client Sample ID: WI-AF-1FB27-0217

Lab Sample ID: 320-26004-2

Date Collected: 02/20/17 12:51

Matrix: Water

Date Received: 02/23/17 09:55

Method: 537 - Perfluorinated Alkyl Acids (LC/MS)

Analyte	Result	Qualifier	LOQ	DL	Unit	D	Prepared	Analyzed	Dil Fac
Perfluorooctanesulfonic acid (PFOS)	0.047	U	0.059	0.015	ug/L		02/24/17 13:19	02/28/17 17:26	1
Perfluorooctanoic acid (PFOA)	0.023	U	0.029	0.0092	ug/L		02/24/17 13:19	02/28/17 17:26	1
Perfluorobutanesulfonic acid (PFBS)	0.11	U	0.14	0.047	ug/L		02/24/17 13:19	02/28/17 17:26	1
Surrogate	%Recovery	Qualifier	Limits				Prepared	Analyzed	Dil Fac
13C2 PFHxA	80		70 - 130				02/24/17 13:19	02/28/17 17:26	1
13C2 PFDA	73		70 - 130				02/24/17 13:19	02/28/17 17:26	1



Client Sample Results

Client: CH2M Hill Constructors, Inc.
Project/Site: Whidbey Island

TestAmerica Job ID: 320-26004-1

Client Sample ID: WI-AF-1RW28-0217

Lab Sample ID: 320-26004-3

Date Collected: 02/20/17 14:22

Matrix: Water

Date Received: 02/23/17 09:55

Method: 537 - Perfluorinated Alkyl Acids (LC/MS)

Analyte	Result	Qualifier	LOQ	DL	Unit	D	Prepared	Analyzed	Dil Fac
Perfluorooctanesulfonic acid (PFOS)	0.049	U M	0.061	0.016	ug/L		02/24/17 13:19	02/28/17 17:31	1
Perfluorooctanoic acid (PFOA)	0.032		0.030	0.0096	ug/L		02/24/17 13:19	02/28/17 17:31	1
Perfluorobutanesulfonic acid (PFBS)	0.11	U	0.14	0.048	ug/L		02/24/17 13:19	02/28/17 17:31	1
Surrogate	%Recovery	Qualifier	Limits				Prepared	Analyzed	Dil Fac
13C2 PFHxA	62	Q	70 - 130				02/24/17 13:19	02/28/17 17:31	1
13C2 PFDA	72		70 - 130				02/24/17 13:19	02/28/17 17:31	1

Client Sample Results

Client: CH2M Hill Constructors, Inc.
Project/Site: Whidbey Island

TestAmerica Job ID: 320-26004-1

Client Sample ID: WI-AF-1FB28-0217

Lab Sample ID: 320-26004-4

Date Collected: 02/20/17 14:23

Matrix: Water

Date Received: 02/23/17 09:55

Method: 537 - Perfluorinated Alkyl Acids (LC/MS)

Analyte	Result	Qualifier	LOQ	DL	Unit	D	Prepared	Analyzed	Dil Fac
Perfluorooctanesulfonic acid (PFOS)	0.048	U	0.060	0.015	ug/L		02/24/17 13:19	03/01/17 15:30	1
Perfluorooctanoic acid (PFOA)	0.024	U	0.030	0.0094	ug/L		02/24/17 13:19	03/01/17 15:30	1
Perfluorobutanesulfonic acid (PFBS)	0.11	U	0.14	0.047	ug/L		02/24/17 13:19	03/01/17 15:30	1
Surrogate	%Recovery	Qualifier	Limits				Prepared	Analyzed	Dil Fac
13C2 PFHxA	73		70 - 130				02/24/17 13:19	03/01/17 15:30	1
13C2 PFDA	75		70 - 130				02/24/17 13:19	03/01/17 15:30	1

Client Sample Results

Client: CH2M Hill Constructors, Inc.
Project/Site: Whidbey Island

TestAmerica Job ID: 320-26004-1

Client Sample ID: WI-AF-1RW29-0217

Lab Sample ID: 320-26004-5

Date Collected: 02/20/17 14:51

Matrix: Water

Date Received: 02/23/17 09:55

Method: 537 - Perfluorinated Alkyl Acids (LC/MS)

Analyte	Result	Qualifier	LOQ	DL	Unit	D	Prepared	Analyzed	Dil Fac
Perfluorooctanesulfonic acid (PFOS)	0.048	U	0.060	0.016	ug/L		02/24/17 13:19	02/28/17 17:40	1
Perfluorooctanoic acid (PFOA)	0.024	U	0.030	0.0095	ug/L		02/24/17 13:19	02/28/17 17:40	1
Perfluorobutanesulfonic acid (PFBS)	0.11	U	0.14	0.048	ug/L		02/24/17 13:19	02/28/17 17:40	1
Surrogate	%Recovery	Qualifier	Limits				Prepared	Analyzed	Dil Fac
13C2 PFHxA	74		70 - 130				02/24/17 13:19	02/28/17 17:40	1
13C2 PFDA	71		70 - 130				02/24/17 13:19	02/28/17 17:40	1

Client Sample Results

Client: CH2M Hill Constructors, Inc.
Project/Site: Whidbey Island

TestAmerica Job ID: 320-26004-1

Client Sample ID: WI-AF-1FB29-0217

Lab Sample ID: 320-26004-6

Date Collected: 02/20/17 14:52

Matrix: Water

Date Received: 02/23/17 09:55

Method: 537 - Perfluorinated Alkyl Acids (LC/MS)

Analyte	Result	Qualifier	LOQ	DL	Unit	D	Prepared	Analyzed	Dil Fac
Perfluorooctanesulfonic acid (PFOS)	0.047	U	0.059	0.015	ug/L		02/24/17 13:19	02/28/17 17:44	1
Perfluorooctanoic acid (PFOA)	0.024	U	0.030	0.0093	ug/L		02/24/17 13:19	02/28/17 17:44	1
Perfluorobutanesulfonic acid (PFBS)	0.11	U	0.14	0.047	ug/L		02/24/17 13:19	02/28/17 17:44	1

Surrogate	%Recovery	Qualifier	Limits	Prepared	Analyzed	Dil Fac
13C2 PFHxA	81		70 - 130	02/24/17 13:19	02/28/17 17:44	1
13C2 PFDA	74		70 - 130	02/24/17 13:19	02/28/17 17:44	1

Client Sample Results

Client: CH2M Hill Constructors, Inc.
Project/Site: Whidbey Island

TestAmerica Job ID: 320-26004-1

Client Sample ID: WI-AF-1RW30-0217

Lab Sample ID: 320-26004-7

Date Collected: 02/20/17 15:25

Matrix: Water

Date Received: 02/23/17 09:55

Method: 537 - Perfluorinated Alkyl Acids (LC/MS)

Analyte	Result	Qualifier	LOQ	DL	Unit	D	Prepared	Analyzed	Dil Fac
Perfluorooctanesulfonic acid (PFOS)	0.048	U	0.059	0.015	ug/L		02/24/17 13:19	02/28/17 17:48	1
Perfluorooctanoic acid (PFOA)	0.024	U	0.030	0.0093	ug/L		02/24/17 13:19	02/28/17 17:48	1
Perfluorobutanesulfonic acid (PFBS)	0.11	U	0.14	0.047	ug/L		02/24/17 13:19	02/28/17 17:48	1
Surrogate	%Recovery	Qualifier	Limits				Prepared	Analyzed	Dil Fac
13C2 PFHxA	71		70 - 130				02/24/17 13:19	02/28/17 17:48	1
13C2 PFDA	70		70 - 130				02/24/17 13:19	02/28/17 17:48	1



Client Sample Results

Client: CH2M Hill Constructors, Inc.
Project/Site: Whidbey Island

TestAmerica Job ID: 320-26004-1

Client Sample ID: WI-AF-1FB30-0217

Lab Sample ID: 320-26004-8

Date Collected: 02/20/17 15:26

Matrix: Water

Date Received: 02/23/17 09:55

Method: 537 - Perfluorinated Alkyl Acids (LC/MS)

Analyte	Result	Qualifier	LOQ	DL	Unit	D	Prepared	Analyzed	Dil Fac
Perfluorooctanesulfonic acid (PFOS)	0.048	U	0.060	0.015	ug/L		02/24/17 13:19	03/01/17 15:35	1
Perfluorooctanoic acid (PFOA)	0.024	U	0.030	0.0094	ug/L		02/24/17 13:19	03/01/17 15:35	1
Perfluorobutanesulfonic acid (PFBS)	0.11	U	0.14	0.047	ug/L		02/24/17 13:19	03/01/17 15:35	1
Surrogate	%Recovery	Qualifier	Limits				Prepared	Analyzed	Dil Fac
13C2 PFHxA	75		70 - 130				02/24/17 13:19	03/01/17 15:35	1
13C2 PFDA	77		70 - 130				02/24/17 13:19	03/01/17 15:35	1

Client Sample Results

Client: CH2M Hill Constructors, Inc.
Project/Site: Whidbey Island

TestAmerica Job ID: 320-26004-1

Client Sample ID: WI-AF-1RW31-0217

Lab Sample ID: 320-26004-9

Date Collected: 02/20/17 15:45

Matrix: Water

Date Received: 02/23/17 09:55

Method: 537 - Perfluorinated Alkyl Acids (LC/MS)

Analyte	Result	Qualifier	LOQ	DL	Unit	D	Prepared	Analyzed	Dil Fac
Perfluorooctanesulfonic acid (PFOS)	0.048	U	0.061	0.016	ug/L		02/24/17 13:19	02/28/17 18:10	1
Perfluorooctanoic acid (PFOA)	0.024	U	0.030	0.0095	ug/L		02/24/17 13:19	02/28/17 18:10	1
Perfluorobutanesulfonic acid (PFBS)	0.11	U	0.14	0.048	ug/L		02/24/17 13:19	02/28/17 18:10	1

Surrogate	%Recovery	Qualifier	Limits	Prepared	Analyzed	Dil Fac
13C2 PFHxA	74		70 - 130	02/24/17 13:19	02/28/17 18:10	1
13C2 PFDA	74		70 - 130	02/24/17 13:19	02/28/17 18:10	1

Client Sample Results

Client: CH2M Hill Constructors, Inc.
Project/Site: Whidbey Island

TestAmerica Job ID: 320-26004-1

Client Sample ID: WI-AF-1FB31-0217

Lab Sample ID: 320-26004-10

Date Collected: 02/20/17 15:46

Matrix: Water

Date Received: 02/23/17 09:55

Method: 537 - Perfluorinated Alkyl Acids (LC/MS)

Analyte	Result	Qualifier	LOQ	DL	Unit	D	Prepared	Analyzed	Dil Fac
Perfluorooctanesulfonic acid (PFOS)	0.047	U	0.059	0.015	ug/L		02/24/17 13:19	02/28/17 18:15	1
Perfluorooctanoic acid (PFOA)	0.023	U	0.029	0.0092	ug/L		02/24/17 13:19	02/28/17 18:15	1
Perfluorobutanesulfonic acid (PFBS)	0.11	U	0.14	0.047	ug/L		02/24/17 13:19	02/28/17 18:15	1
Surrogate	%Recovery	Qualifier	Limits				Prepared	Analyzed	Dil Fac
13C2 PFHxA	77		70 - 130				02/24/17 13:19	02/28/17 18:15	1
13C2 PFDA	71		70 - 130				02/24/17 13:19	02/28/17 18:15	1

Surrogate Summary

Client: CH2M Hill Constructors, Inc.
Project/Site: Whidbey Island

TestAmerica Job ID: 320-26004-1

Method: 537 - Perfluorinated Alkyl Acids (LC/MS)

Matrix: Water

Prep Type: Total/NA

Percent Surrogate Recovery (Acceptance Limits)

Lab Sample ID	Client Sample ID	Percent Surrogate Recovery (Acceptance Limits)	
		3C2 PFHx (70-130)	3C2 PFDA (70-130)
320-26004-1	WI-AF-1RW27-0217	73	72
320-26004-2	WI-AF-1FB27-0217	80	73
320-26004-3	WI-AF-1RW28-0217	62 Q	72
320-26004-4	WI-AF-1FB28-0217	73	75
320-26004-5	WI-AF-1RW29-0217	74	71
320-26004-6	WI-AF-1FB29-0217	81	74
320-26004-7	WI-AF-1RW30-0217	71	70
320-26004-7 MS	WI-AF-1RW30-0217	72	78
320-26004-7 MSD	WI-AF-1RW30-0217	76	78
320-26004-8	WI-AF-1FB30-0217	75	77
320-26004-9	WI-AF-1RW31-0217	74	74
320-26004-10	WI-AF-1FB31-0217	77	71
LLCS 320-152123/2-A	Lab Control Sample	83	76
MB 320-152123/1-A	Method Blank	76	72

Surrogate Legend

13C2 PFHxA = 13C2 PFHxA

13C2 PFDA = 13C2 PFDA

QC Sample Results

Client: CH2M Hill Constructors, Inc.
Project/Site: Whidbey Island

TestAmerica Job ID: 320-26004-1

Method: 537 - Perfluorinated Alkyl Acids (LC/MS)

Lab Sample ID: MB 320-152123/1-A

Matrix: Water

Analysis Batch: 152592

Client Sample ID: Method Blank

Prep Type: Total/NA

Prep Batch: 152123

Analyte	MB Result	MB Qualifier	LOQ	DL	Unit	D	Prepared	Analyzed	Dil Fac
Perfluorooctanesulfonic acid (PFOS)	0.048	U	0.060	0.016	ug/L		02/24/17 13:19	02/28/17 17:13	1
Perfluorooctanoic acid (PFOA)	0.024	U	0.030	0.0094	ug/L		02/24/17 13:19	02/28/17 17:13	1
Perfluorobutanesulfonic acid (PFBS)	0.11	U	0.14	0.048	ug/L		02/24/17 13:19	02/28/17 17:13	1

Surrogate	MB %Recovery	MB Qualifier	Limits	Prepared	Analyzed	Dil Fac
13C2 PFHxA	76		70 - 130	02/24/17 13:19	02/28/17 17:13	1
13C2 PFDA	72		70 - 130	02/24/17 13:19	02/28/17 17:13	1

Lab Sample ID: LLCS 320-152123/2-A

Matrix: Water

Analysis Batch: 152592

Client Sample ID: Lab Control Sample

Prep Type: Total/NA

Prep Batch: 152123

Analyte	Spike Added	LLCS Result	LLCS Qualifier	Unit	D	%Rec	Limits
Perfluorooctanesulfonic acid (PFOS)	0.0400	0.0303	J	ug/L		76	50 - 150
Perfluorooctanoic acid (PFOA)	0.0195	0.0140	J	ug/L		72	50 - 150
Perfluorobutanesulfonic acid (PFBS)	0.0883	0.0839	J	ug/L		95	50 - 150

Surrogate	LLCS %Recovery	LLCS Qualifier	Limits
13C2 PFHxA	83		70 - 130
13C2 PFDA	76		70 - 130

Lab Sample ID: 320-26004-7 MS

Matrix: Water

Analysis Batch: 152592

Client Sample ID: WI-AF-1RW30-0217

Prep Type: Total/NA

Prep Batch: 152123

Analyte	Sample Result	Sample Qualifier	Spike Added	MS Result	MS Qualifier	Unit	D	%Rec	Limits
Perfluorooctanesulfonic acid (PFOS)	0.048	U	0.160	0.131	M	ug/L		82	70 - 130
Perfluorooctanoic acid (PFOA)	0.024	U	0.0781	0.0565		ug/L		72	70 - 130
Perfluorobutanesulfonic acid (PFBS)	0.11	U	0.359	0.298		ug/L		83	70 - 130

Surrogate	MS %Recovery	MS Qualifier	Limits
13C2 PFHxA	72		70 - 130
13C2 PFDA	78		70 - 130

Lab Sample ID: 320-26004-7 MSD

Matrix: Water

Analysis Batch: 152593

Client Sample ID: WI-AF-1RW30-0217

Prep Type: Total/NA

Prep Batch: 152123

Analyte	Sample Result	Sample Qualifier	Spike Added	MSD Result	MSD Qualifier	Unit	D	%Rec	Limits	RPD	Limit
Perfluorooctanesulfonic acid (PFOS)	0.048	U	0.161	0.132		ug/L		82	70 - 130	0	30
Perfluorooctanoic acid (PFOA)	0.024	U	0.0786	0.0584		ug/L		74	70 - 130	3	30
Perfluorobutanesulfonic acid (PFBS)	0.11	U	0.361	0.294		ug/L		81	70 - 130	1	30

TestAmerica Sacramento

QC Sample Results

Client: CH2M Hill Constructors, Inc.
Project/Site: Whidbey Island

TestAmerica Job ID: 320-26004-1

Method: 537 - Perfluorinated Alkyl Acids (LC/MS) (Continued)

Lab Sample ID: 320-26004-7 MSD

Matrix: Water

Analysis Batch: 152593

Client Sample ID: WI-AF-1RW30-0217

Prep Type: Total/NA

Prep Batch: 152123

Surrogate	MSD		Limits
	%Recovery	Qualifier	
13C2 PFHxA	76		70 - 130
13C2 PFDA	78		70 - 130

- 1
- 2
- 3
- 4
- 5
- 6
- 7
- 8
- 9
- 10
- 11
- 12
- 13
- 14
- 15

QC Association Summary

Client: CH2M Hill Constructors, Inc.
Project/Site: Whidbey Island

TestAmerica Job ID: 320-26004-1

LCMS

Prep Batch: 152123

Lab Sample ID	Client Sample ID	Prep Type	Matrix	Method	Prep Batch
320-26004-1	WI-AF-1RW27-0217	Total/NA	Water	537	
320-26004-2	WI-AF-1FB27-0217	Total/NA	Water	537	
320-26004-3	WI-AF-1RW28-0217	Total/NA	Water	537	
320-26004-4	WI-AF-1FB28-0217	Total/NA	Water	537	
320-26004-5	WI-AF-1RW29-0217	Total/NA	Water	537	
320-26004-6	WI-AF-1FB29-0217	Total/NA	Water	537	
320-26004-7	WI-AF-1RW30-0217	Total/NA	Water	537	
320-26004-8	WI-AF-1FB30-0217	Total/NA	Water	537	
320-26004-9	WI-AF-1RW31-0217	Total/NA	Water	537	
320-26004-10	WI-AF-1FB31-0217	Total/NA	Water	537	
MB 320-152123/1-A	Method Blank	Total/NA	Water	537	
LLCS 320-152123/2-A	Lab Control Sample	Total/NA	Water	537	
320-26004-7 MS	WI-AF-1RW30-0217	Total/NA	Water	537	
320-26004-7 MSD	WI-AF-1RW30-0217	Total/NA	Water	537	

Analysis Batch: 152592

Lab Sample ID	Client Sample ID	Prep Type	Matrix	Method	Prep Batch
320-26004-1	WI-AF-1RW27-0217	Total/NA	Water	537	152123
320-26004-2	WI-AF-1FB27-0217	Total/NA	Water	537	152123
320-26004-3	WI-AF-1RW28-0217	Total/NA	Water	537	152123
320-26004-5	WI-AF-1RW29-0217	Total/NA	Water	537	152123
320-26004-6	WI-AF-1FB29-0217	Total/NA	Water	537	152123
320-26004-7	WI-AF-1RW30-0217	Total/NA	Water	537	152123
MB 320-152123/1-A	Method Blank	Total/NA	Water	537	152123
LLCS 320-152123/2-A	Lab Control Sample	Total/NA	Water	537	152123
320-26004-7 MS	WI-AF-1RW30-0217	Total/NA	Water	537	152123

Analysis Batch: 152593

Lab Sample ID	Client Sample ID	Prep Type	Matrix	Method	Prep Batch
320-26004-9	WI-AF-1RW31-0217	Total/NA	Water	537	152123
320-26004-10	WI-AF-1FB31-0217	Total/NA	Water	537	152123
320-26004-7 MSD	WI-AF-1RW30-0217	Total/NA	Water	537	152123

Analysis Batch: 152753

Lab Sample ID	Client Sample ID	Prep Type	Matrix	Method	Prep Batch
320-26004-4	WI-AF-1FB28-0217	Total/NA	Water	537	152123
320-26004-8	WI-AF-1FB30-0217	Total/NA	Water	537	152123

Lab Chronicle

Client: CH2M Hill Constructors, Inc.
Project/Site: Whidbey Island

TestAmerica Job ID: 320-26004-1

Client Sample ID: WI-AF-1RW27-0217

Date Collected: 02/20/17 12:50

Date Received: 02/23/17 09:55

Lab Sample ID: 320-26004-1

Matrix: Water

Prep Type	Batch Type	Batch Method	Run	Dil Factor	Initial Amount	Final Amount	Batch Number	Prepared or Analyzed	Analyst	Lab
Total/NA	Prep	537			256.3 mL	1 mL	152123	02/24/17 13:19	KMK	TAL SAC
Total/NA	Analysis	537		1			152592	02/28/17 17:22	JRB	TAL SAC

Client Sample ID: WI-AF-1FB27-0217

Date Collected: 02/20/17 12:51

Date Received: 02/23/17 09:55

Lab Sample ID: 320-26004-2

Matrix: Water

Prep Type	Batch Type	Batch Method	Run	Dil Factor	Initial Amount	Final Amount	Batch Number	Prepared or Analyzed	Analyst	Lab
Total/NA	Prep	537			255.4 mL	1 mL	152123	02/24/17 13:19	KMK	TAL SAC
Total/NA	Analysis	537		1			152592	02/28/17 17:26	JRB	TAL SAC

Client Sample ID: WI-AF-1RW28-0217

Date Collected: 02/20/17 14:22

Date Received: 02/23/17 09:55

Lab Sample ID: 320-26004-3

Matrix: Water

Prep Type	Batch Type	Batch Method	Run	Dil Factor	Initial Amount	Final Amount	Batch Number	Prepared or Analyzed	Analyst	Lab
Total/NA	Prep	537			246.5 mL	1 mL	152123	02/24/17 13:19	KMK	TAL SAC
Total/NA	Analysis	537		1			152592	02/28/17 17:31	JRB	TAL SAC

Client Sample ID: WI-AF-1FB28-0217

Date Collected: 02/20/17 14:23

Date Received: 02/23/17 09:55

Lab Sample ID: 320-26004-4

Matrix: Water

Prep Type	Batch Type	Batch Method	Run	Dil Factor	Initial Amount	Final Amount	Batch Number	Prepared or Analyzed	Analyst	Lab
Total/NA	Prep	537			250.5 mL	1 mL	152123	02/24/17 13:19	KMK	TAL SAC
Total/NA	Analysis	537		1			152753	03/01/17 15:30	JRB	TAL SAC

Client Sample ID: WI-AF-1RW29-0217

Date Collected: 02/20/17 14:51

Date Received: 02/23/17 09:55

Lab Sample ID: 320-26004-5

Matrix: Water

Prep Type	Batch Type	Batch Method	Run	Dil Factor	Initial Amount	Final Amount	Batch Number	Prepared or Analyzed	Analyst	Lab
Total/NA	Prep	537			248.5 mL	1 mL	152123	02/24/17 13:19	KMK	TAL SAC
Total/NA	Analysis	537		1			152592	02/28/17 17:40	JRB	TAL SAC

Client Sample ID: WI-AF-1FB29-0217

Date Collected: 02/20/17 14:52

Date Received: 02/23/17 09:55

Lab Sample ID: 320-26004-6

Matrix: Water

Prep Type	Batch Type	Batch Method	Run	Dil Factor	Initial Amount	Final Amount	Batch Number	Prepared or Analyzed	Analyst	Lab
Total/NA	Prep	537			253.8 mL	1 mL	152123	02/24/17 13:19	KMK	TAL SAC
Total/NA	Analysis	537		1			152592	02/28/17 17:44	JRB	TAL SAC

TestAmerica Sacramento

Lab Chronicle

Client: CH2M Hill Constructors, Inc.
Project/Site: Whidbey Island

TestAmerica Job ID: 320-26004-1

Client Sample ID: WI-AF-1RW30-0217

Lab Sample ID: 320-26004-7

Date Collected: 02/20/17 15:25

Matrix: Water

Date Received: 02/23/17 09:55

Prep Type	Batch Type	Batch Method	Run	Dil Factor	Initial Amount	Final Amount	Batch Number	Prepared or Analyzed	Analyst	Lab
Total/NA	Prep	537			252.3 mL	1 mL	152123	02/24/17 13:19	KMK	TAL SAC
Total/NA	Analysis	537		1			152592	02/28/17 17:48	JRB	TAL SAC

Client Sample ID: WI-AF-1FB30-0217

Lab Sample ID: 320-26004-8

Date Collected: 02/20/17 15:26

Matrix: Water

Date Received: 02/23/17 09:55

Prep Type	Batch Type	Batch Method	Run	Dil Factor	Initial Amount	Final Amount	Batch Number	Prepared or Analyzed	Analyst	Lab
Total/NA	Prep	537			251.5 mL	1 mL	152123	02/24/17 13:19	KMK	TAL SAC
Total/NA	Analysis	537		1			152753	03/01/17 15:35	JRB	TAL SAC

Client Sample ID: WI-AF-1RW31-0217

Lab Sample ID: 320-26004-9

Date Collected: 02/20/17 15:45

Matrix: Water

Date Received: 02/23/17 09:55

Prep Type	Batch Type	Batch Method	Run	Dil Factor	Initial Amount	Final Amount	Batch Number	Prepared or Analyzed	Analyst	Lab
Total/NA	Prep	537			247.9 mL	1 mL	152123	02/24/17 13:19	KMK	TAL SAC
Total/NA	Analysis	537		1			152593	02/28/17 18:10	JRB	TAL SAC

Client Sample ID: WI-AF-1FB31-0217

Lab Sample ID: 320-26004-10

Date Collected: 02/20/17 15:46

Matrix: Water

Date Received: 02/23/17 09:55

Prep Type	Batch Type	Batch Method	Run	Dil Factor	Initial Amount	Final Amount	Batch Number	Prepared or Analyzed	Analyst	Lab
Total/NA	Prep	537			255.8 mL	1 mL	152123	02/24/17 13:19	KMK	TAL SAC
Total/NA	Analysis	537		1			152593	02/28/17 18:15	JRB	TAL SAC

Laboratory References:

TAL SAC = TestAmerica Sacramento, 880 Riverside Parkway, West Sacramento, CA 95605, TEL (916)373-5600

Certification Summary

Client: CH2M Hill Constructors, Inc.
Project/Site: Whidbey Island

TestAmerica Job ID: 320-26004-1

Laboratory: TestAmerica Sacramento

All certifications held by this laboratory are listed. Not all certifications are applicable to this report.

Authority	Program	EPA Region	Certification ID	Expiration Date
Alaska (UST)	State Program	10	UST-055	12-18-17
Arizona	State Program	9	AZ0708	08-11-17
Arkansas DEQ	State Program	6	88-0691	06-17-17
California	State Program	9	2897	01-31-18
Colorado	State Program	8	CA00044	08-31-17
Connecticut	State Program	1	PH-0691	06-30-17
Florida	NELAP	4	E87570	06-30-17
Hawaii	State Program	9	N/A	01-31-17 *
Illinois	NELAP	5	200060	03-17-18
Kansas	NELAP	7	E-10375	10-31-17
L-A-B	DoD ELAP		L2468	01-20-18
Louisiana	NELAP	6	30612	06-30-17
Maine	State Program	1	CA0004	04-18-18
Michigan	State Program	5	9947	01-31-18
Nevada	State Program	9	CA00044	07-31-17
New Jersey	NELAP	2	CA005	06-30-17
New York	NELAP	2	11666	04-01-17
Oregon	NELAP	10	4040	01-28-18
Pennsylvania	NELAP	3	68-01272	03-31-17
Texas	NELAP	6	T104704399	07-31-17
US Fish & Wildlife	Federal		LE148388-0	10-31-17
USDA	Federal		P330-11-00436	12-30-17
USEPA UCMR	Federal	1	CA00044	11-06-18
Utah	NELAP	8	CA00044	02-28-17 *
Virginia	NELAP	3	460278	03-14-17
West Virginia (DW)	State Program	3	9930C	12-31-17
Wyoming	State Program	8	8TMS-L	01-29-17 *

* Certification renewal pending - certification considered valid.

TestAmerica Sacramento

Method Summary

Client: CH2M Hill Constructors, Inc.
Project/Site: Whidbey Island

TestAmerica Job ID: 320-26004-1

Method	Method Description	Protocol	Laboratory
537	Perfluorinated Alkyl Acids (LC/MS)	EPA	TAL SAC

Protocol References:

EPA = US Environmental Protection Agency

Laboratory References:

TAL SAC = TestAmerica Sacramento, 880 Riverside Parkway, West Sacramento, CA 95605, TEL (916)373-5600

1

2

3

4

5

6

7

8

9

10

11

12

13

14

15

Sample Summary

Client: CH2M Hill Constructors, Inc.
Project/Site: Whidbey Island

TestAmerica Job ID: 320-26004-1

Lab Sample ID	Client Sample ID	Matrix	Collected	Received
320-26004-1	WI-AF-1RW27-0217	Water	02/20/17 12:50	02/23/17 09:55
320-26004-2	WI-AF-1FB27-0217	Water	02/20/17 12:51	02/23/17 09:55
320-26004-3	WI-AF-1RW28-0217	Water	02/20/17 14:22	02/23/17 09:55
320-26004-4	WI-AF-1FB28-0217	Water	02/20/17 14:23	02/23/17 09:55
320-26004-5	WI-AF-1RW29-0217	Water	02/20/17 14:51	02/23/17 09:55
320-26004-6	WI-AF-1FB29-0217	Water	02/20/17 14:52	02/23/17 09:55
320-26004-7	WI-AF-1RW30-0217	Water	02/20/17 15:25	02/23/17 09:55
320-26004-8	WI-AF-1FB30-0217	Water	02/20/17 15:26	02/23/17 09:55
320-26004-9	WI-AF-1RW31-0217	Water	02/20/17 15:45	02/23/17 09:55
320-26004-10	WI-AF-1FB31-0217	Water	02/20/17 15:46	02/23/17 09:55

West Sacramento, CA 95605
Phone: 916.373.5600 Fax:

Regulatory Program: DW NPDES RCRA Other:

Project Manager: **Kobie Tippin** Site Contact: **Mike Wilmer** Date: **2/20/2017**

Tel/Fax: **757-671-0258** Lab Contact: **Laura Wilmer** Carrier: **PEA Ex**

Company Name: **CH2M HILL** Client Contact: **Mike Wilmer**

Address: **1000 N. GARDNER BLVD STE 300**

City/State/Zip: **CORVALLIS, OR 97330**

Phone: **541-766-3104**

Fax: **541-908-3794**

Project Name: **OTO-08**

Site: **NAS Whiskey Island**


P O # **1000 U710 U050 - U79580.06.PI.FS**

Analysis Turnaround Time: **7 Day**

CALENDAR DAYS WORKING DAYS

TAT if different from Below: **7 Day**

2 weeks 1 week 2 days 1 day

Sample Identification	Sample Date	Sample Time	Sample Type (C=Comp, G=Grab)	Matrix	# of Cont.	Filtered Sample (Y/N)	Perform MS/MSD (Y/N)	Sample Specific Notes:
WL-AF-1RW27-0217	2/20/17	1250	G	DW	2	N	X	 320-26004 Chain of Custody
WL-AF-1FB27-0217	2/20/17	1251	G	DW	2	N	X	
WL-AF-1RW28-0217	2/20/17	1422	G	DW	2	N	X	
WL-AF-1FB28-0217	2/20/17	1423	G	DW	2	N	X	
WL-AF-1RW29-0217	2/20/17	1457	G	DW	2	N	X	
WL-AF-1FB29-0217	2/20/17	1452	G	DW	2	N	X	
WL-AF-1RW30-0217	2/20/17	1525	G	DW	2	N	X	
WL-AF-1RW30-0217-MJ	2/20/17	1525	G	DW	2	N	X	
WL-AF-1RW30-0217-MSD	2/20/17	1525	G	DW	2	N	X	
WL-AF-1FB30-0217	2/20/17	1526	G	DW	2	N	X	
WL-AF-1RW31-0217	2/20/17	1545	G	DW	2	N	X	
WL-AF-1FB31-0217	2/20/17	1546	G	DW	2	N	X	

Preservation Used: 1=Ice, 2=HCl, 3=H2SO4, 4=HNO3, 5=NaOH, 6=Other: **1X2MA**

Possible Hazard Identification: Please List any EPA Waste Codes for the sample in the Comments Section if the lab is to dispose of the sample.

Non-Hazard Flammable Skin Irritant Poison B Unknown

Special Instructions/QC Requirements & Comments:

Sample Disposal (A fee may be assessed if samples are retained longer than 1 month)

Return to Client Disposal by Lab Archive for _____ Months

Cooler Temp. (°C): Obs'd: **0.8°C** Corr'd: **0.8°C** Therm ID No.: **AK121**

Company: **CH2M** Received by: **Laura Wilmer** Date/Time: **2/20/17 14:00**

Company: **TAWS** Received by: **TAWS** Date/Time: **2/23/17 9:55**

Company: _____ Received in Laboratory by: _____ Date/Time: _____



Login Sample Receipt Checklist

Client: CH2M Hill Constructors, Inc.

Job Number: 320-26004-1

Login Number: 26004
List Number: 1
Creator: Nelson, Kym D

List Source: TestAmerica Sacramento

Question	Answer	Comment
Radioactivity wasn't checked or is \leq background as measured by a survey meter.	True	
The cooler's custody seal, if present, is intact.	True	
Sample custody seals, if present, are intact.	N/A	
The cooler or samples do not appear to have been compromised or tampered with.	True	
Samples were received on ice.	True	
Cooler Temperature is acceptable.	True	
Cooler Temperature is recorded.	True	
COC is present.	True	
COC is filled out in ink and legible.	True	
COC is filled out with all pertinent information.	True	
Is the Field Sampler's name present on COC?	N/A	
There are no discrepancies between the containers received and the COC.	True	
Samples are received within Holding Time (excluding tests with immediate HTs)	True	
Sample containers have legible labels.	True	
Containers are not broken or leaking.	True	
Sample collection date/times are provided.	True	
Appropriate sample containers are used.	True	
Sample bottles are completely filled.	True	
Sample Preservation Verified.	N/A	
There is sufficient vol. for all requested analyses, incl. any requested MS/MSDs	True	
Containers requiring zero headspace have no headspace or bubble is <math><6\text{mm}</math> (1/4").	True	
Multiphasic samples are not present.	True	
Samples do not require splitting or compositing.	True	
Residual Chlorine Checked.	N/A	



ANALYTICAL REPORT

Job Number: 320-26004-1

Job Description: Whidbey Island

For:

CH2M Hill Constructors, Inc.

1100 NE Circle Blvd

Corvallis, OR 97330

Attention: Tiffany Hill



Approved for release.
Laura Turpen
Project Manager I
3/2/2017 12:32 PM

Laura Turpen, Project Manager I
880 Riverside Parkway, West Sacramento, CA, 95605
(916)374-4414
laura.turpen@testamericainc.com
03/02/2017

Table of Contents

Cover Title Page	1
Data Summaries	4
Definitions	4
Case Narrative	5
Detection Summary	6
Client Sample Results	7
Default Detection Limits	10
Surrogate Summary	11
QC Sample Results	12
QC Association	14
Chronicle	15
Certification Summary	17
Method Summary	18
Sample Summary	19
Manual Integration Summary	20
Reagent Traceability	26
COAs	37
Organic Sample Data	92
LCMS	92
Method 537 DOD	92
Method 537 DOD QC Summary	93
Method 537 DOD Sample Data	105
Standards Data	160
Method 537 DOD ICAL Data	160
Method 537 DOD CCAL Data	224
Raw QC Data	288

Table of Contents

Method 537 DOD Blank Data	288
Method 537 DOD LCS/LCSD Data	293
Method 537 DOD MS/MSD Data	298
Method 537 DOD Run Logs	312
Method 537 DOD Prep Data	317
Shipping and Receiving Documents	330
Client Chain of Custody	331
Sample Receipt Checklist	332

Definitions/Glossary

Client: CH2M Hill Constructors, Inc.
Project/Site: Whidbey Island

TestAmerica Job ID: 320-26004-1

Qualifiers

LCMS

Qualifier	Qualifier Description
M	Manual integrated compound.
U	Undetected at the Limit of Detection.
Q	One or more quality control criteria failed.
J	Estimated: The analyte was positively identified; the quantitation is an estimation

Glossary

Abbreviation	These commonly used abbreviations may or may not be present in this report.
α	Listed under the "D" column to designate that the result is reported on a dry weight basis
%R	Percent Recovery
CFL	Contains Free Liquid
CNF	Contains no Free Liquid
DER	Duplicate error ratio (normalized absolute difference)
Dil Fac	Dilution Factor
DL, RA, RE, IN	Indicates a Dilution, Re-analysis, Re-extraction, or additional Initial metals/anion analysis of the sample
DLC	Decision level concentration
MDA	Minimum detectable activity
EDL	Estimated Detection Limit
MDC	Minimum detectable concentration
MDL	Method Detection Limit
ML	Minimum Level (Dioxin)
NC	Not Calculated
ND	Not detected at the reporting limit (or MDL or EDL if shown)
PQL	Practical Quantitation Limit
QC	Quality Control
RER	Relative error ratio
RL	Reporting Limit or Requested Limit (Radiochemistry)
RPD	Relative Percent Difference, a measure of the relative difference between two points
TEF	Toxicity Equivalent Factor (Dioxin)
TEQ	Toxicity Equivalent Quotient (Dioxin)

CASE NARRATIVE
Client: CH2M Hill Constructors, Inc.

Project: Whidbey Island

Report Number: 320-26004-1

With the exceptions noted as flags or footnotes, standard analytical protocols were followed in the analysis of the samples and no problems were encountered or anomalies observed. In addition all laboratory quality control samples were within established control limits, with any exceptions noted below. Each sample was analyzed to achieve the lowest possible reporting limit within the constraints of the method. In some cases, due to interference or analytes present at high concentrations, samples were diluted. For diluted samples, the reporting limits are adjusted relative to the dilution required.

TestAmerica Sacramento attests to the validity of the laboratory data generated by TestAmerica facilities reported herein. All analyses performed by TestAmerica facilities were done using established laboratory SOPs that incorporate QA/QC procedures described in the applicable methods. TestAmerica's operations groups have reviewed the data for compliance with the laboratory QA/QC plan, and data have been found to be compliant with laboratory protocols unless otherwise noted below.

TestAmerica utilizes USEPA approved methods and DOD QSM, where applicable, in all analytical work. The samples presented in this report were analyzed for the parameter(s) listed on the analytical methods summary page in accordance with the method(s) indicated. A summary of QC data for these analyses is included at the back of the report.

All parameters for which TestAmerica Sacramento has certification were evaluated to the QSM specified reporting convention or to the client specified format if different from QSM. Parameters not certified under QSM, if any, were evaluated to the detection limit (DL) and include qualified results where applicable.

The sample(s) that contain constituents flagged with U are undetected. The result associated with this flag is the limit of detection (LOD).

Calculations are performed before rounding to avoid round-off errors in calculated results.

All holding times were met and proper preservation noted for the methods performed on these samples, unless otherwise detailed in the individual sections below.

All solid sample results are reported on an "as received" basis unless otherwise indicated by the presence of a % solids value in the method header.

This laboratory report is confidential and is intended for the sole use of TestAmerica and its client.

RECEIPT

The samples were received on 02/23/2017; the samples arrived in good condition, properly preserved and on ice. The temperature of the coolers at receipt was 0.8 C.

PFOA/PFOS

Samples WI-AF-1RW27-0217 (320-26004-1), WI-AF-1FB27-0217 (320-26004-2), WI-AF-1RW28-0217 (320-26004-3), WI-AF-1FB28-0217 (320-26004-4), WI-AF-1RW29-0217 (320-26004-5), WI-AF-1FB29-0217 (320-26004-6), WI-AF-1RW30-0217 (320-26004-7), WI-AF-1FB30-0217 (320-26004-8), WI-AF-1RW31-0217 (320-26004-9) and WI-AF-1FB31-0217 (320-26004-10) were analyzed for PFOA/PFOS in accordance with 537. The samples were prepared on 02/24/2017 and analyzed on 02/28/2017 and 03/01/2017.

13C2 PFHxA failed the surrogate recovery criteria low for WI-AF-1RW28-0217 (320-26004-3). Re-analysis was performed with concurring results. The original analysis has been reported.

No additional analytical or quality issues were noted, other than those described above or in the Definitions/Glossary page.

Detection Summary

Client: CH2M Hill Constructors, Inc.
Project/Site: Whidbey Island

TestAmerica Job ID: 320-26004-1

Client Sample ID: WI-AF-1RW27-0217

Lab Sample ID: 320-26004-1

No Detections.

Client Sample ID: WI-AF-1FB27-0217

Lab Sample ID: 320-26004-2

No Detections.

Client Sample ID: WI-AF-1RW28-0217

Lab Sample ID: 320-26004-3

Analyte	Result	Qualifier	LOQ	DL	Unit	Dil	Fac	D	Method	Prep Type
Perfluorooctanoic acid (PFOA)	0.032		0.030	0.0096	ug/L	1			537	Total/NA

Client Sample ID: WI-AF-1FB28-0217

Lab Sample ID: 320-26004-4

No Detections.

Client Sample ID: WI-AF-1RW29-0217

Lab Sample ID: 320-26004-5

No Detections.

Client Sample ID: WI-AF-1FB29-0217

Lab Sample ID: 320-26004-6

No Detections.

Client Sample ID: WI-AF-1RW30-0217

Lab Sample ID: 320-26004-7

No Detections.

Client Sample ID: WI-AF-1FB30-0217

Lab Sample ID: 320-26004-8

No Detections.

Client Sample ID: WI-AF-1RW31-0217

Lab Sample ID: 320-26004-9

No Detections.

Client Sample ID: WI-AF-1FB31-0217

Lab Sample ID: 320-26004-10

No Detections.

This Detection Summary does not include radiochemical test results.

TestAmerica Sacramento

Client Sample Results

Client: CH2M Hill Constructors, Inc.
Project/Site: Whidbey Island

TestAmerica Job ID: 320-26004-1

Client Sample ID: WI-AF-1RW27-0217

Date Collected: 02/20/17 12:50

Date Received: 02/23/17 09:55

Lab Sample ID: 320-26004-1

Matrix: Water

Method: 537 - Perfluorinated Alkyl Acids (LC/MS)

Analyte	Result	Qualifier	LOQ	DL	Unit	D	Prepared	Analyzed	Dil Fac
Perfluorooctanesulfonic acid (PFOS)	0.047	U	0.059	0.015	ug/L		02/24/17 13:19	02/28/17 17:22	1
Perfluorooctanoic acid (PFOA)	0.023	U	0.029	0.0092	ug/L		02/24/17 13:19	02/28/17 17:22	1
Perfluorobutanesulfonic acid (PFBS)	0.11	U M	0.14	0.046	ug/L		02/24/17 13:19	02/28/17 17:22	1
Surrogate	%Recovery	Qualifier	Limits				Prepared	Analyzed	Dil Fac
13C2 PFHxA	73		70 - 130				02/24/17 13:19	02/28/17 17:22	1
13C2 PFDA	72		70 - 130				02/24/17 13:19	02/28/17 17:22	1

Client Sample ID: WI-AF-1FB27-0217

Date Collected: 02/20/17 12:51

Date Received: 02/23/17 09:55

Lab Sample ID: 320-26004-2

Matrix: Water

Method: 537 - Perfluorinated Alkyl Acids (LC/MS)

Analyte	Result	Qualifier	LOQ	DL	Unit	D	Prepared	Analyzed	Dil Fac
Perfluorooctanesulfonic acid (PFOS)	0.047	U	0.059	0.015	ug/L		02/24/17 13:19	02/28/17 17:26	1
Perfluorooctanoic acid (PFOA)	0.023	U	0.029	0.0092	ug/L		02/24/17 13:19	02/28/17 17:26	1
Perfluorobutanesulfonic acid (PFBS)	0.11	U	0.14	0.047	ug/L		02/24/17 13:19	02/28/17 17:26	1
Surrogate	%Recovery	Qualifier	Limits				Prepared	Analyzed	Dil Fac
13C2 PFHxA	80		70 - 130				02/24/17 13:19	02/28/17 17:26	1
13C2 PFDA	73		70 - 130				02/24/17 13:19	02/28/17 17:26	1

Client Sample ID: WI-AF-1RW28-0217

Date Collected: 02/20/17 14:22

Date Received: 02/23/17 09:55

Lab Sample ID: 320-26004-3

Matrix: Water

Method: 537 - Perfluorinated Alkyl Acids (LC/MS)

Analyte	Result	Qualifier	LOQ	DL	Unit	D	Prepared	Analyzed	Dil Fac
Perfluorooctanesulfonic acid (PFOS)	0.049	U M	0.061	0.016	ug/L		02/24/17 13:19	02/28/17 17:31	1
Perfluorooctanoic acid (PFOA)	0.032		0.030	0.0096	ug/L		02/24/17 13:19	02/28/17 17:31	1
Perfluorobutanesulfonic acid (PFBS)	0.11	U	0.14	0.048	ug/L		02/24/17 13:19	02/28/17 17:31	1
Surrogate	%Recovery	Qualifier	Limits				Prepared	Analyzed	Dil Fac
13C2 PFHxA	62	Q	70 - 130				02/24/17 13:19	02/28/17 17:31	1
13C2 PFDA	72		70 - 130				02/24/17 13:19	02/28/17 17:31	1

Client Sample ID: WI-AF-1FB28-0217

Date Collected: 02/20/17 14:23

Date Received: 02/23/17 09:55

Lab Sample ID: 320-26004-4

Matrix: Water

Method: 537 - Perfluorinated Alkyl Acids (LC/MS)

Analyte	Result	Qualifier	LOQ	DL	Unit	D	Prepared	Analyzed	Dil Fac
Perfluorooctanesulfonic acid (PFOS)	0.048	U	0.060	0.015	ug/L		02/24/17 13:19	03/01/17 15:30	1
Perfluorooctanoic acid (PFOA)	0.024	U	0.030	0.0094	ug/L		02/24/17 13:19	03/01/17 15:30	1
Perfluorobutanesulfonic acid (PFBS)	0.11	U	0.14	0.047	ug/L		02/24/17 13:19	03/01/17 15:30	1
Surrogate	%Recovery	Qualifier	Limits				Prepared	Analyzed	Dil Fac
13C2 PFHxA	73		70 - 130				02/24/17 13:19	03/01/17 15:30	1
13C2 PFDA	75		70 - 130				02/24/17 13:19	03/01/17 15:30	1

Client Sample Results

Client: CH2M Hill Constructors, Inc.
Project/Site: Whidbey Island

TestAmerica Job ID: 320-26004-1

Client Sample ID: WI-AF-1RW29-0217

Lab Sample ID: 320-26004-5

Date Collected: 02/20/17 14:51

Matrix: Water

Date Received: 02/23/17 09:55

Method: 537 - Perfluorinated Alkyl Acids (LC/MS)

Analyte	Result	Qualifier	LOQ	DL	Unit	D	Prepared	Analyzed	Dil Fac
Perfluorooctanesulfonic acid (PFOS)	0.048	U	0.060	0.016	ug/L		02/24/17 13:19	02/28/17 17:40	1
Perfluorooctanoic acid (PFOA)	0.024	U	0.030	0.0095	ug/L		02/24/17 13:19	02/28/17 17:40	1
Perfluorobutanesulfonic acid (PFBS)	0.11	U	0.14	0.048	ug/L		02/24/17 13:19	02/28/17 17:40	1
Surrogate	%Recovery	Qualifier	Limits				Prepared	Analyzed	Dil Fac
13C2 PFHxA	74		70 - 130				02/24/17 13:19	02/28/17 17:40	1
13C2 PFDA	71		70 - 130				02/24/17 13:19	02/28/17 17:40	1

Client Sample ID: WI-AF-1FB29-0217

Lab Sample ID: 320-26004-6

Date Collected: 02/20/17 14:52

Matrix: Water

Date Received: 02/23/17 09:55

Method: 537 - Perfluorinated Alkyl Acids (LC/MS)

Analyte	Result	Qualifier	LOQ	DL	Unit	D	Prepared	Analyzed	Dil Fac
Perfluorooctanesulfonic acid (PFOS)	0.047	U	0.059	0.015	ug/L		02/24/17 13:19	02/28/17 17:44	1
Perfluorooctanoic acid (PFOA)	0.024	U	0.030	0.0093	ug/L		02/24/17 13:19	02/28/17 17:44	1
Perfluorobutanesulfonic acid (PFBS)	0.11	U	0.14	0.047	ug/L		02/24/17 13:19	02/28/17 17:44	1
Surrogate	%Recovery	Qualifier	Limits				Prepared	Analyzed	Dil Fac
13C2 PFHxA	81		70 - 130				02/24/17 13:19	02/28/17 17:44	1
13C2 PFDA	74		70 - 130				02/24/17 13:19	02/28/17 17:44	1

Client Sample ID: WI-AF-1RW30-0217

Lab Sample ID: 320-26004-7

Date Collected: 02/20/17 15:25

Matrix: Water

Date Received: 02/23/17 09:55

Method: 537 - Perfluorinated Alkyl Acids (LC/MS)

Analyte	Result	Qualifier	LOQ	DL	Unit	D	Prepared	Analyzed	Dil Fac
Perfluorooctanesulfonic acid (PFOS)	0.048	U	0.059	0.015	ug/L		02/24/17 13:19	02/28/17 17:48	1
Perfluorooctanoic acid (PFOA)	0.024	U	0.030	0.0093	ug/L		02/24/17 13:19	02/28/17 17:48	1
Perfluorobutanesulfonic acid (PFBS)	0.11	U	0.14	0.047	ug/L		02/24/17 13:19	02/28/17 17:48	1
Surrogate	%Recovery	Qualifier	Limits				Prepared	Analyzed	Dil Fac
13C2 PFHxA	71		70 - 130				02/24/17 13:19	02/28/17 17:48	1
13C2 PFDA	70		70 - 130				02/24/17 13:19	02/28/17 17:48	1

Client Sample ID: WI-AF-1FB30-0217

Lab Sample ID: 320-26004-8

Date Collected: 02/20/17 15:26

Matrix: Water

Date Received: 02/23/17 09:55

Method: 537 - Perfluorinated Alkyl Acids (LC/MS)

Analyte	Result	Qualifier	LOQ	DL	Unit	D	Prepared	Analyzed	Dil Fac
Perfluorooctanesulfonic acid (PFOS)	0.048	U	0.060	0.015	ug/L		02/24/17 13:19	03/01/17 15:35	1
Perfluorooctanoic acid (PFOA)	0.024	U	0.030	0.0094	ug/L		02/24/17 13:19	03/01/17 15:35	1
Perfluorobutanesulfonic acid (PFBS)	0.11	U	0.14	0.047	ug/L		02/24/17 13:19	03/01/17 15:35	1
Surrogate	%Recovery	Qualifier	Limits				Prepared	Analyzed	Dil Fac
13C2 PFHxA	75		70 - 130				02/24/17 13:19	03/01/17 15:35	1
13C2 PFDA	77		70 - 130				02/24/17 13:19	03/01/17 15:35	1

Client Sample Results

Client: CH2M Hill Constructors, Inc.
Project/Site: Whidbey Island

TestAmerica Job ID: 320-26004-1

Client Sample ID: WI-AF-1RW31-0217

Lab Sample ID: 320-26004-9

Date Collected: 02/20/17 15:45

Matrix: Water

Date Received: 02/23/17 09:55

Method: 537 - Perfluorinated Alkyl Acids (LC/MS)

Analyte	Result	Qualifier	LOQ	DL	Unit	D	Prepared	Analyzed	Dil Fac
Perfluorooctanesulfonic acid (PFOS)	0.048	U	0.061	0.016	ug/L		02/24/17 13:19	02/28/17 18:10	1
Perfluorooctanoic acid (PFOA)	0.024	U	0.030	0.0095	ug/L		02/24/17 13:19	02/28/17 18:10	1
Perfluorobutanesulfonic acid (PFBS)	0.11	U	0.14	0.048	ug/L		02/24/17 13:19	02/28/17 18:10	1
Surrogate	%Recovery	Qualifier	Limits				Prepared	Analyzed	Dil Fac
13C2 PFHxA	74		70 - 130				02/24/17 13:19	02/28/17 18:10	1
13C2 PFDA	74		70 - 130				02/24/17 13:19	02/28/17 18:10	1

Client Sample ID: WI-AF-1FB31-0217

Lab Sample ID: 320-26004-10

Date Collected: 02/20/17 15:46

Matrix: Water

Date Received: 02/23/17 09:55

Method: 537 - Perfluorinated Alkyl Acids (LC/MS)

Analyte	Result	Qualifier	LOQ	DL	Unit	D	Prepared	Analyzed	Dil Fac
Perfluorooctanesulfonic acid (PFOS)	0.047	U	0.059	0.015	ug/L		02/24/17 13:19	02/28/17 18:15	1
Perfluorooctanoic acid (PFOA)	0.023	U	0.029	0.0092	ug/L		02/24/17 13:19	02/28/17 18:15	1
Perfluorobutanesulfonic acid (PFBS)	0.11	U	0.14	0.047	ug/L		02/24/17 13:19	02/28/17 18:15	1
Surrogate	%Recovery	Qualifier	Limits				Prepared	Analyzed	Dil Fac
13C2 PFHxA	77		70 - 130				02/24/17 13:19	02/28/17 18:15	1
13C2 PFDA	71		70 - 130				02/24/17 13:19	02/28/17 18:15	1

Default Detection Limits

Client: CH2M Hill Constructors, Inc.
Project/Site: Whidbey Island

TestAmerica Job ID: 320-26004-1

Method: 537 - Perfluorinated Alkyl Acids (LC/MS)

Prep: 537

Analyte	LOQ	DL	Units	Method
Perfluorobutanesulfonic acid (PFBS)	0.14	0.048	ug/L	537
Perfluorooctanesulfonic acid (PFOS)	0.060	0.016	ug/L	537
Perfluorooctanoic acid (PFOA)	0.030	0.0094	ug/L	537

Surrogate Summary

Client: CH2M Hill Constructors, Inc.
Project/Site: Whidbey Island

TestAmerica Job ID: 320-26004-1

Method: 537 - Perfluorinated Alkyl Acids (LC/MS)

Matrix: Water

Prep Type: Total/NA

Lab Sample ID	Client Sample ID	Percent Surrogate Recovery (Acceptance Limits)	
		3C2 PFHx (70-130)	3C2 PFDA (70-130)
320-26004-1	WI-AF-1RW27-0217	73	72
320-26004-2	WI-AF-1FB27-0217	80	73
320-26004-3	WI-AF-1RW28-0217	62 Q	72
320-26004-4	WI-AF-1FB28-0217	73	75
320-26004-5	WI-AF-1RW29-0217	74	71
320-26004-6	WI-AF-1FB29-0217	81	74
320-26004-7	WI-AF-1RW30-0217	71	70
320-26004-7 MS	WI-AF-1RW30-0217	72	78
320-26004-7 MSD	WI-AF-1RW30-0217	76	78
320-26004-8	WI-AF-1FB30-0217	75	77
320-26004-9	WI-AF-1RW31-0217	74	74
320-26004-10	WI-AF-1FB31-0217	77	71
LLCS 320-152123/2-A	Lab Control Sample	83	76
MB 320-152123/1-A	Method Blank	76	72

Surrogate Legend

13C2 PFHxA = 13C2 PFHxA

13C2 PFDA = 13C2 PFDA

QC Sample Results

Client: CH2M Hill Constructors, Inc.
Project/Site: Whidbey Island

TestAmerica Job ID: 320-26004-1

Method: 537 - Perfluorinated Alkyl Acids (LC/MS)

Lab Sample ID: MB 320-152123/1-A
Matrix: Water
Analysis Batch: 152592

Client Sample ID: Method Blank
Prep Type: Total/NA
Prep Batch: 152123

Analyte	MB	MB	LOQ	DL	Unit	D	Prepared	Analyzed	Dil Fac
	Result	Qualifier							
Perfluorooctanesulfonic acid (PFOS)	0.048	U	0.060	0.016	ug/L		02/24/17 13:19	02/28/17 17:13	1
Perfluorooctanoic acid (PFOA)	0.024	U	0.030	0.0094	ug/L		02/24/17 13:19	02/28/17 17:13	1
Perfluorobutanesulfonic acid (PFBS)	0.11	U	0.14	0.048	ug/L		02/24/17 13:19	02/28/17 17:13	1

Surrogate	MB	MB	Limits	Prepared	Analyzed	Dil Fac
	%Recovery	Qualifier				
13C2 PFHxA	76		70 - 130	02/24/17 13:19	02/28/17 17:13	1
13C2 PFDA	72		70 - 130	02/24/17 13:19	02/28/17 17:13	1

Lab Sample ID: LLCS 320-152123/2-A
Matrix: Water
Analysis Batch: 152592

Client Sample ID: Lab Control Sample
Prep Type: Total/NA
Prep Batch: 152123

Analyte	Spike Added	LLCS	LLCS	Unit	D	%Rec	Limits
		Result	Qualifier				
Perfluorooctanesulfonic acid (PFOS)	0.0400	0.0303	J	ug/L		76	50 - 150
Perfluorooctanoic acid (PFOA)	0.0195	0.0140	J	ug/L		72	50 - 150
Perfluorobutanesulfonic acid (PFBS)	0.0883	0.0839	J	ug/L		95	50 - 150

Surrogate	LLCS	LLCS	Limits
	%Recovery	Qualifier	
13C2 PFHxA	83		70 - 130
13C2 PFDA	76		70 - 130

Lab Sample ID: 320-26004-7 MS
Matrix: Water
Analysis Batch: 152592

Client Sample ID: WI-AF-1RW30-0217
Prep Type: Total/NA
Prep Batch: 152123

Analyte	Sample	Sample	Spike Added	MS	MS	Unit	D	%Rec	Limits
	Result	Qualifier		Result	Qualifier				
Perfluorooctanesulfonic acid (PFOS)	0.048	U	0.160	0.131	M	ug/L		82	70 - 130
Perfluorooctanoic acid (PFOA)	0.024	U	0.0781	0.0565		ug/L		72	70 - 130
Perfluorobutanesulfonic acid (PFBS)	0.11	U	0.359	0.298		ug/L		83	70 - 130

Surrogate	MS	MS	Limits
	%Recovery	Qualifier	
13C2 PFHxA	72		70 - 130
13C2 PFDA	78		70 - 130

Lab Sample ID: 320-26004-7 MSD
Matrix: Water
Analysis Batch: 152593

Client Sample ID: WI-AF-1RW30-0217
Prep Type: Total/NA
Prep Batch: 152123

Analyte	Sample	Sample	Spike Added	MSD	MSD	Unit	D	%Rec	Limits	RPD	Limit
	Result	Qualifier		Result	Qualifier						
Perfluorooctanesulfonic acid (PFOS)	0.048	U	0.161	0.132		ug/L		82	70 - 130	0	30
Perfluorooctanoic acid (PFOA)	0.024	U	0.0786	0.0584		ug/L		74	70 - 130	3	30
Perfluorobutanesulfonic acid (PFBS)	0.11	U	0.361	0.294		ug/L		81	70 - 130	1	30

TestAmerica Sacramento

QC Sample Results

Client: CH2M Hill Constructors, Inc.
Project/Site: Whidbey Island

TestAmerica Job ID: 320-26004-1

Method: 537 - Perfluorinated Alkyl Acids (LC/MS) (Continued)

Lab Sample ID: 320-26004-7 MSD

Matrix: Water

Analysis Batch: 152593

Client Sample ID: WI-AF-1RW30-0217

Prep Type: Total/NA

Prep Batch: 152123

<i>Surrogate</i>	<i>MSD</i> <i>%Recovery</i>	<i>MSD</i> <i>Qualifier</i>	<i>Limits</i>
<i>13C2 PFHxA</i>	76		70 - 130
<i>13C2 PFDA</i>	78		70 - 130

QC Association Summary

Client: CH2M Hill Constructors, Inc.
Project/Site: Whidbey Island

TestAmerica Job ID: 320-26004-1

LCMS

Prep Batch: 152123

Lab Sample ID	Client Sample ID	Prep Type	Matrix	Method	Prep Batch
320-26004-1	WI-AF-1RW27-0217	Total/NA	Water	537	
320-26004-2	WI-AF-1FB27-0217	Total/NA	Water	537	
320-26004-3	WI-AF-1RW28-0217	Total/NA	Water	537	
320-26004-4	WI-AF-1FB28-0217	Total/NA	Water	537	
320-26004-5	WI-AF-1RW29-0217	Total/NA	Water	537	
320-26004-6	WI-AF-1FB29-0217	Total/NA	Water	537	
320-26004-7	WI-AF-1RW30-0217	Total/NA	Water	537	
320-26004-8	WI-AF-1FB30-0217	Total/NA	Water	537	
320-26004-9	WI-AF-1RW31-0217	Total/NA	Water	537	
320-26004-10	WI-AF-1FB31-0217	Total/NA	Water	537	
MB 320-152123/1-A	Method Blank	Total/NA	Water	537	
LLCS 320-152123/2-A	Lab Control Sample	Total/NA	Water	537	
320-26004-7 MS	WI-AF-1RW30-0217	Total/NA	Water	537	
320-26004-7 MSD	WI-AF-1RW30-0217	Total/NA	Water	537	

Analysis Batch: 152592

Lab Sample ID	Client Sample ID	Prep Type	Matrix	Method	Prep Batch
320-26004-1	WI-AF-1RW27-0217	Total/NA	Water	537	152123
320-26004-2	WI-AF-1FB27-0217	Total/NA	Water	537	152123
320-26004-3	WI-AF-1RW28-0217	Total/NA	Water	537	152123
320-26004-5	WI-AF-1RW29-0217	Total/NA	Water	537	152123
320-26004-6	WI-AF-1FB29-0217	Total/NA	Water	537	152123
320-26004-7	WI-AF-1RW30-0217	Total/NA	Water	537	152123
MB 320-152123/1-A	Method Blank	Total/NA	Water	537	152123
LLCS 320-152123/2-A	Lab Control Sample	Total/NA	Water	537	152123
320-26004-7 MS	WI-AF-1RW30-0217	Total/NA	Water	537	152123

Analysis Batch: 152593

Lab Sample ID	Client Sample ID	Prep Type	Matrix	Method	Prep Batch
320-26004-9	WI-AF-1RW31-0217	Total/NA	Water	537	152123
320-26004-10	WI-AF-1FB31-0217	Total/NA	Water	537	152123
320-26004-7 MSD	WI-AF-1RW30-0217	Total/NA	Water	537	152123

Analysis Batch: 152753

Lab Sample ID	Client Sample ID	Prep Type	Matrix	Method	Prep Batch
320-26004-4	WI-AF-1FB28-0217	Total/NA	Water	537	152123
320-26004-8	WI-AF-1FB30-0217	Total/NA	Water	537	152123

Lab Chronicle

Client: CH2M Hill Constructors, Inc.
Project/Site: Whidbey Island

TestAmerica Job ID: 320-26004-1

Client Sample ID: WI-AF-1RW27-0217

Date Collected: 02/20/17 12:50

Date Received: 02/23/17 09:55

Lab Sample ID: 320-26004-1

Matrix: Water

Prep Type	Batch Type	Batch Method	Run	Dilution Factor	Batch Number	Prepared or Analyzed	Analyst	Lab
Total/NA	Prep	537			152123	02/24/17 13:19	KMK	TAL SAC
Total/NA	Analysis	537		1	152592	02/28/17 17:22	JRB	TAL SAC

Client Sample ID: WI-AF-1FB27-0217

Date Collected: 02/20/17 12:51

Date Received: 02/23/17 09:55

Lab Sample ID: 320-26004-2

Matrix: Water

Prep Type	Batch Type	Batch Method	Run	Dilution Factor	Batch Number	Prepared or Analyzed	Analyst	Lab
Total/NA	Prep	537			152123	02/24/17 13:19	KMK	TAL SAC
Total/NA	Analysis	537		1	152592	02/28/17 17:26	JRB	TAL SAC

Client Sample ID: WI-AF-1RW28-0217

Date Collected: 02/20/17 14:22

Date Received: 02/23/17 09:55

Lab Sample ID: 320-26004-3

Matrix: Water

Prep Type	Batch Type	Batch Method	Run	Dilution Factor	Batch Number	Prepared or Analyzed	Analyst	Lab
Total/NA	Prep	537			152123	02/24/17 13:19	KMK	TAL SAC
Total/NA	Analysis	537		1	152592	02/28/17 17:31	JRB	TAL SAC

Client Sample ID: WI-AF-1FB28-0217

Date Collected: 02/20/17 14:23

Date Received: 02/23/17 09:55

Lab Sample ID: 320-26004-4

Matrix: Water

Prep Type	Batch Type	Batch Method	Run	Dilution Factor	Batch Number	Prepared or Analyzed	Analyst	Lab
Total/NA	Prep	537			152123	02/24/17 13:19	KMK	TAL SAC
Total/NA	Analysis	537		1	152753	03/01/17 15:30	JRB	TAL SAC

Client Sample ID: WI-AF-1RW29-0217

Date Collected: 02/20/17 14:51

Date Received: 02/23/17 09:55

Lab Sample ID: 320-26004-5

Matrix: Water

Prep Type	Batch Type	Batch Method	Run	Dilution Factor	Batch Number	Prepared or Analyzed	Analyst	Lab
Total/NA	Prep	537			152123	02/24/17 13:19	KMK	TAL SAC
Total/NA	Analysis	537		1	152592	02/28/17 17:40	JRB	TAL SAC

Client Sample ID: WI-AF-1FB29-0217

Date Collected: 02/20/17 14:52

Date Received: 02/23/17 09:55

Lab Sample ID: 320-26004-6

Matrix: Water

Prep Type	Batch Type	Batch Method	Run	Dilution Factor	Batch Number	Prepared or Analyzed	Analyst	Lab
Total/NA	Prep	537			152123	02/24/17 13:19	KMK	TAL SAC
Total/NA	Analysis	537		1	152592	02/28/17 17:44	JRB	TAL SAC

TestAmerica Sacramento

Lab Chronicle

Client: CH2M Hill Constructors, Inc.
Project/Site: Whidbey Island

TestAmerica Job ID: 320-26004-1

Client Sample ID: WI-AF-1RW30-0217

Date Collected: 02/20/17 15:25

Date Received: 02/23/17 09:55

Lab Sample ID: 320-26004-7

Matrix: Water

Prep Type	Batch Type	Batch Method	Run	Dilution Factor	Batch Number	Prepared or Analyzed	Analyst	Lab
Total/NA	Prep	537			152123	02/24/17 13:19	KMK	TAL SAC
Total/NA	Analysis	537		1	152592	02/28/17 17:48	JRB	TAL SAC

Client Sample ID: WI-AF-1FB30-0217

Date Collected: 02/20/17 15:26

Date Received: 02/23/17 09:55

Lab Sample ID: 320-26004-8

Matrix: Water

Prep Type	Batch Type	Batch Method	Run	Dilution Factor	Batch Number	Prepared or Analyzed	Analyst	Lab
Total/NA	Prep	537			152123	02/24/17 13:19	KMK	TAL SAC
Total/NA	Analysis	537		1	152753	03/01/17 15:35	JRB	TAL SAC

Client Sample ID: WI-AF-1RW31-0217

Date Collected: 02/20/17 15:45

Date Received: 02/23/17 09:55

Lab Sample ID: 320-26004-9

Matrix: Water

Prep Type	Batch Type	Batch Method	Run	Dilution Factor	Batch Number	Prepared or Analyzed	Analyst	Lab
Total/NA	Prep	537			152123	02/24/17 13:19	KMK	TAL SAC
Total/NA	Analysis	537		1	152593	02/28/17 18:10	JRB	TAL SAC

Client Sample ID: WI-AF-1FB31-0217

Date Collected: 02/20/17 15:46

Date Received: 02/23/17 09:55

Lab Sample ID: 320-26004-10

Matrix: Water

Prep Type	Batch Type	Batch Method	Run	Dilution Factor	Batch Number	Prepared or Analyzed	Analyst	Lab
Total/NA	Prep	537			152123	02/24/17 13:19	KMK	TAL SAC
Total/NA	Analysis	537		1	152593	02/28/17 18:15	JRB	TAL SAC

Laboratory References:

TAL SAC = TestAmerica Sacramento, 880 Riverside Parkway, West Sacramento, CA 95605, TEL (916)373-5600

Certification Summary

Client: CH2M Hill Constructors, Inc.
Project/Site: Whidbey Island

TestAmerica Job ID: 320-26004-1

Laboratory: TestAmerica Sacramento

All certifications held by this laboratory are listed. Not all certifications are applicable to this report.

Authority	Program	EPA Region	Certification ID	Expiration Date
Alaska (UST)	State Program	10	UST-055	12-18-17
Arizona	State Program	9	AZ0708	08-11-17
Arkansas DEQ	State Program	6	88-0691	06-17-17
California	State Program	9	2897	01-31-18
Colorado	State Program	8	CA00044	08-31-17
Connecticut	State Program	1	PH-0691	06-30-17
Florida	NELAP	4	E87570	06-30-17
Hawaii	State Program	9	N/A	01-31-17 *
Illinois	NELAP	5	200060	03-17-18
Kansas	NELAP	7	E-10375	10-31-17
L-A-B	DoD ELAP		L2468	01-20-18
Louisiana	NELAP	6	30612	06-30-17
Maine	State Program	1	CA0004	04-18-18
Michigan	State Program	5	9947	01-31-18
Nevada	State Program	9	CA00044	07-31-17
New Jersey	NELAP	2	CA005	06-30-17
New York	NELAP	2	11666	04-01-17
Oregon	NELAP	10	4040	01-28-18
Pennsylvania	NELAP	3	68-01272	03-31-17
Texas	NELAP	6	T104704399	07-31-17
US Fish & Wildlife	Federal		LE148388-0	10-31-17
USDA	Federal		P330-11-00436	12-30-17
USEPA UCMR	Federal	1	CA00044	11-06-18
Utah	NELAP	8	CA00044	02-28-17 *
Virginia	NELAP	3	460278	03-14-17
West Virginia (DW)	State Program	3	9930C	12-31-17
Wyoming	State Program	8	8TMS-L	01-29-17 *

* Certification renewal pending - certification considered valid.

Method Summary

Client: CH2M Hill Constructors, Inc.
Project/Site: Whidbey Island

TestAmerica Job ID: 320-26004-1

Method	Method Description	Protocol	Laboratory
537	Perfluorinated Alkyl Acids (LC/MS)	EPA	TAL SAC

Protocol References:

EPA = US Environmental Protection Agency

Laboratory References:

TAL SAC = TestAmerica Sacramento, 880 Riverside Parkway, West Sacramento, CA 95605, TEL (916)373-5600

Sample Summary

Client: CH2M Hill Constructors, Inc.
Project/Site: Whidbey Island

TestAmerica Job ID: 320-26004-1

Lab Sample ID	Client Sample ID	Matrix	Collected	Received
320-26004-1	WI-AF-1RW27-0217	Water	02/20/17 12:50	02/23/17 09:55
320-26004-2	WI-AF-1FB27-0217	Water	02/20/17 12:51	02/23/17 09:55
320-26004-3	WI-AF-1RW28-0217	Water	02/20/17 14:22	02/23/17 09:55
320-26004-4	WI-AF-1FB28-0217	Water	02/20/17 14:23	02/23/17 09:55
320-26004-5	WI-AF-1RW29-0217	Water	02/20/17 14:51	02/23/17 09:55
320-26004-6	WI-AF-1FB29-0217	Water	02/20/17 14:52	02/23/17 09:55
320-26004-7	WI-AF-1RW30-0217	Water	02/20/17 15:25	02/23/17 09:55
320-26004-8	WI-AF-1FB30-0217	Water	02/20/17 15:26	02/23/17 09:55
320-26004-9	WI-AF-1RW31-0217	Water	02/20/17 15:45	02/23/17 09:55
320-26004-10	WI-AF-1FB31-0217	Water	02/20/17 15:46	02/23/17 09:55

LCMS MANUAL INTEGRATION SUMMARY

Lab Name: TestAmerica Sacramento Job No.: 320-26004-1

SDG No.: _____

Instrument ID: A8_N Analysis Batch Number: 152592

Lab Sample ID: CCV 320-152592/15 CCVIS Client Sample ID: _____

Date Analyzed: 02/28/17 17:09 Lab File ID: 2017.02.28_537_015.d GC Column: GeminiC18 3x1 ID: 3(mm)

COMPOUND NAME	RETENTION TIME	MANUAL INTEGRATION		
		REASON	ANALYST	DATE
Perfluorooctanesulfonic acid (PFOS)	2.28	Missed Peak	barnettj	03/01/17 13:17

Lab Sample ID: 320-26004-1 Client Sample ID: WI-AF-1RW27-0217

Date Analyzed: 02/28/17 17:22 Lab File ID: 2017.02.28C_537_003.d GC Column: GeminiC18 3x1 ID: 3(mm)

COMPOUND NAME	RETENTION TIME	MANUAL INTEGRATION		
		REASON	ANALYST	DATE
Perfluorobutanesulfonic acid (PFBS)	1.54	Missed Peak	barnettj	03/01/17 13:45

Lab Sample ID: 320-26004-3 Client Sample ID: WI-AF-1RW28-0217

Date Analyzed: 02/28/17 17:31 Lab File ID: 2017.02.28C_537_005.d GC Column: GeminiC18 3x1 ID: 3(mm)

COMPOUND NAME	RETENTION TIME	MANUAL INTEGRATION		
		REASON	ANALYST	DATE
Perfluorooctanesulfonic acid (PFOS)	2.19	Missed Peak	barnettj	03/01/17 13:45

Lab Sample ID: 320-26004-7 MS Client Sample ID: WI-AF-1RW30-0217 MS

Date Analyzed: 02/28/17 17:53 Lab File ID: 2017.02.28C_537_010.d GC Column: GeminiC18 3x1 ID: 3(mm)

COMPOUND NAME	RETENTION TIME	MANUAL INTEGRATION		
		REASON	ANALYST	DATE
Perfluorooctanesulfonic acid (PFOS)	2.28	Missed Peak	barnettj	03/01/17 13:45

LCMS MANUAL INTEGRATION SUMMARY

Lab Name: TestAmerica Sacramento Job No.: 320-26004-1

SDG No.: _____

Instrument ID: A8_N Analysis Batch Number: 152592

Lab Sample ID: CCV 320-152592/26 CCVIS Client Sample ID: _____

Date Analyzed: 02/28/17 17:57 Lab File ID: 2017.02.28C_537_011.d GC Column: GeminiC18 3x1 ID: 3 (mm)

COMPOUND NAME	RETENTION TIME	MANUAL INTEGRATION		
		REASON	ANALYST	DATE
Perfluorooctanesulfonic acid (PFOS)	2.28	Missed Peak	barnettj	03/01/17 13:45

LCMS MANUAL INTEGRATION SUMMARY

Lab Name: TestAmerica Sacramento Job No.: 320-26004-1

SDG No.: _____

Instrument ID: A8_N Analysis Batch Number: 152593

Lab Sample ID: CCV 320-152593/26 CCVIS Client Sample ID: _____

Date Analyzed: 02/28/17 17:57 Lab File ID: 2017.02.28C_537_011.d GC Column: GeminiC18 3x1 ID: 3 (mm)

COMPOUND NAME	RETENTION TIME	MANUAL INTEGRATION		
		REASON	ANALYST	DATE
Perfluorooctanesulfonic acid (PFOS)	2.28	Missed Peak	barnettj	03/01/17 13:45

LCMS MANUAL INTEGRATION SUMMARY

Lab Name: TestAmerica Sacramento Job No.: 320-26004-1

SDG No.: _____

Instrument ID: A8_N Analysis Batch Number: 152685

Lab Sample ID: IC 320-152685/3 Client Sample ID: _____

Date Analyzed: 03/01/17 12:47 Lab File ID: 2017.03.01_537CURVE_003.d GC Column: GeminiC18 3x1 ID: 3(mm)

COMPOUND NAME	RETENTION TIME	MANUAL INTEGRATION		
		REASON	ANALYST	DATE
Perfluorooctanesulfonic acid (PFOS)	2.25	Missed Peak	barnettj	03/01/17 14:25

Lab Sample ID: IC 320-152685/4 Client Sample ID: _____

Date Analyzed: 03/01/17 12:51 Lab File ID: 2017.03.01_537CURVE_004.d GC Column: GeminiC18 3x1 ID: 3(mm)

COMPOUND NAME	RETENTION TIME	MANUAL INTEGRATION		
		REASON	ANALYST	DATE
Perfluorooctanesulfonic acid (PFOS)	2.25	Missed Peak	barnettj	03/01/17 14:25

Lab Sample ID: IC 320-152685/5 Client Sample ID: _____

Date Analyzed: 03/01/17 12:56 Lab File ID: 2017.03.01_537CURVE_005.d GC Column: GeminiC18 3x1 ID: 3(mm)

COMPOUND NAME	RETENTION TIME	MANUAL INTEGRATION		
		REASON	ANALYST	DATE
Perfluorooctanesulfonic acid (PFOS)	2.25	Missed Peak	barnettj	03/01/17 14:25

Lab Sample ID: CCVL 320-152685/10 Client Sample ID: _____

Date Analyzed: 03/01/17 13:18 Lab File ID: 2017.03.01_537CURVE_010.d GC Column: GeminiC18 3x1 ID: 3(mm)

COMPOUND NAME	RETENTION TIME	MANUAL INTEGRATION		
		REASON	ANALYST	DATE
Perfluorooctanesulfonic acid (PFOS)	2.23	Missed Peak	barnettj	03/01/17 14:25

LCMS MANUAL INTEGRATION SUMMARY

Lab Name: TestAmerica Sacramento Job No.: 320-26004-1

SDG No.: _____

Instrument ID: A8_N Analysis Batch Number: 152685

Lab Sample ID: ICV 320-152685/12 Client Sample ID: _____

Date Analyzed: 03/01/17 13:27 Lab File ID: 2017.03.01_537CURVE_012.d GC Column: GeminiC18 3x1 ID: 3 (mm)

COMPOUND NAME	RETENTION TIME	MANUAL INTEGRATION		
		REASON	ANALYST	DATE
Perfluorooctanesulfonic acid (PFOS)	2.22	Missed Peak	barnettj	03/01/17 14:25

LCMS MANUAL INTEGRATION SUMMARY

Lab Name: TestAmerica Sacramento Job No.: 320-26004-1

SDG No.: _____

Instrument ID: A8_N Analysis Batch Number: 152753

Lab Sample ID: CCV 320-152753/2 CCVIS Client Sample ID: _____

Date Analyzed: 03/01/17 15:17 Lab File ID: 2017.03.01A_537_002.d GC Column: GeminiC18 3x1 ID: 3 (mm)

COMPOUND NAME	RETENTION TIME	MANUAL INTEGRATION		
		REASON	ANALYST	DATE
Perfluorooctanesulfonic acid (PFOS)	2.25	Missed Peak	barnettj	03/01/17 15:38

REAGENT TRACEABILITY SUMMARY

Lab Name: TestAmerica Sacramento

Job No.: 320-26004-1

SDG No.: _____

Reagent ID	Exp Date	Prep Date	Dilutant Used	Reagent Final Volume	Parent Reagent		Analyte	Concentration
					Reagent ID	Volume Added		
LC537-ICV_00019	03/01/17	12/20/16	MeOH/H2O, Lot 067374	10 mL	LC537-IS_00028	200 uL	13C2-PFOA	10 ng/mL
.LC537-IS_00028	06/19/17	12/19/16	Methanol, Lot 090285	10000 uL	LCM2PFOA_00005	100 uL	13C4 PFOS	28.68 ng/mL
..LCM2PFOA_00005	06/19/18	Wellington Laboratories, Lot M2PFOA0613			LCMPFOS_00018	300 uL	13C2-PFOA	0.5 ug/mL
..LCMPFOS_00018	08/03/21	Wellington Laboratories, Lot MPFOS0816			(Purchased Reagent)		13C4 PFOS	1.434 ug/mL
LC537-ICV_00019	03/01/17	12/20/16	MeOH/H2O, Lot 067374	10 mL	LC537-SU_00027	500 uL	13C2-PFOA	50 ug/mL
.LC537-SU_00027	06/19/17	12/19/16	Methanol, Lot 104453	20000 uL	LC537ICIM_00014	25 uL	13C2 PFDA	47.8 ug/mL
..LCMPFDA_00008	08/19/20	Wellington Laboratories, Lot MPFDA0815					13C2 PFHxA	10 ng/mL
..LCMPFHxA_00009	04/09/20	Wellington Laboratories, Lot MPFHxA0415					Perfluorobutanesulfonic acid (PFBS)	114.77 ng/mL
.LC537ICIM_00014	03/01/17	12/20/16	Methanol, Lot 090285	25 mL	LC537-PFOA2_00008	0.142 mL	Perfluorooctanoic acid (PFOA)	25.0232 ng/mL
..LC537-PFOA2_00008	07/25/17	12/20/16	Methanol, Lot 090285	10 mL	LC537-PFOS2_00005	0.22 mL	Perfluorooctanesulfonic acid (PFOS)	27.2389 ng/mL
..LC537-PFOS2_00005	03/01/17	02/29/16	Methanol, Lot 090285	10 mL	LC537-PFOS2_00001	0.023 g	13C2 PFDA	0.2 ug/mL
...LC537-PFBS2_00005	03/01/17	02/29/16	Methanol, Lot 090285	10 mL	LC537-PFBS2_00001	0.023 g	13C2 PFHxA	0.2 ug/mL
...LC537-PFBS2_00001	08/09/17	Santa Cruz Biotechnology, Lot H0112			(Purchased Reagent)		13C2 PFDA	50 ug/mL
..LC537-PFOA2_00008	07/25/17	12/20/16	Methanol, Lot 090285	10 mL	LC537-PFOA2_00001	0.0178 g	13C2 PFHxA	50 ug/mL
..LC537-PFOA2_00001	07/25/17	Afla Aesar, Lot D24Y026			(Purchased Reagent)		Perfluorobutanesulfonic acid (PFBS)	45.908 ug/mL
..LC537-PFOS2_00005	03/01/17	02/29/16	Methanol, Lot 090285	10 mL	LC537-PFOS2_00001	0.0159 g	Perfluorooctanoic acid (PFOA)	10.0093 ug/mL
...LC537-PFOS2_00001	07/26/17	Sigma, Lot BCBF5116V			(Purchased Reagent)		Perfluorooctanesulfonic acid (PFOS)	10.8956 ug/mL
LC537-ICV_00020	07/25/17	02/21/17	MeOH/H2O, Lot 067374	10 mL	LC537-IS_00031	200 uL	Perfluorobutanesulfonic acid (PFBS)	2295.4 ug/mL
.LC537-IS_00031	07/31/17	01/31/17	Methanol, Lot 090285	10000 uL	LCM2PFOA_00005	100 uL	Perfluorobutanesulfonic acid (PFBS)	0.998 g/g
..LCM2PFOA_00005	06/19/18	Wellington Laboratories, Lot M2PFOA0613			LCMPFOS_00019	300 uL	Perfluorooctanoic acid (PFOA)	1762.2 ug/mL
..LCMPFOS_00019	08/03/21	Wellington Laboratories, Lot MPFOS0816			(Purchased Reagent)		Perfluorooctanoic acid (PFOA)	0.99 g/g
LC537-ICV_00020	07/25/17	02/21/17	MeOH/H2O, Lot 067374	10 mL	LC537-SU_00030	500 uL	Perfluorooctanesulfonic acid (PFOS)	1238.13 ug/mL
.LC537-SU_00030	07/31/17	01/31/17	Methanol, Lot 104453	20000 uL	LC537ICIM_00015	20 uL	Perfluorobutanesulfonic acid (PFBS)	100.676 ng/mL
..LCMPFDA_00012	09/30/21	Wellington Laboratories, Lot MPFDA0916					Perfluorooctanoic acid (PFOA)	20.0186 ng/mL
..LCMPFHxA_00013	09/30/21	Wellington Laboratories, Lot MPFHxA0916					Perfluorooctanesulfonic acid (PFOS)	20.6936 ng/mL
..LCMPFDA_00012	09/30/21	Wellington Laboratories, Lot MPFDA0916			(Purchased Reagent)		13C2 PFDA	50 ug/mL

REAGENT TRACEABILITY SUMMARY

Lab Name: TestAmerica Sacramento

Job No.: 320-26004-1

SDG No.: _____

Reagent ID	Exp Date	Prep Date	Dilutant Used	Reagent Final Volume	Parent Reagent		Analyte	Concentration
					Reagent ID	Volume Added		
..LCMPFHxA_00013	04/08/21	Wellington Laboratories, Lot MPFHxA0416			(Purchased Reagent)		13C2 PFHxA	50 ug/mL
.LC537ICIM_00015	07/25/17	02/21/17	Methanol, Lot 090285	25 mL	LC537-PFBS2_00007	0.55 mL	Perfluorobutanesulfonic acid (PFBS)	50.3381 ug/mL
					LC537-PFOA2_00008	0.142 mL	Perfluorooctanoic acid (PFOA)	10.0093 ug/mL
					LC537-PFOS2_00007	0.21 mL	Perfluorooctanesulfonic acid (PFOS)	10.3468 ug/mL
..LC537-PFBS2_00007	08/09/17	02/20/17	Methanol, Lot 090285	8.2 mL	LC537_PFBS2_00001	0.0188 g	Perfluorobutanesulfonic acid (PFBS)	2288.1 ug/mL
...LC537_PFBS2_00001	08/09/17	Santa Cruz Biotechnology, Lot H0112			(Purchased Reagent)		Perfluorobutanesulfonic acid (PFBS)	0.998 g/g
..LC537-PFOA2_00008	07/25/17	12/20/16	Methanol, Lot 090285	10 mL	LC537_PFOA2_00001	0.0178 g	Perfluorooctanoic acid (PFOA)	1762.2 ug/mL
...LC537_PFOA2_00001	07/25/17	Afla Aesar, Lot D24Y026			(Purchased Reagent)		Perfluorooctanoic acid (PFOA)	0.99 g/g
..LC537-PFOS2_00007	07/26/17	02/20/17	Methanol, Lot 090285	11 mL	LC537_PFOS2_00001	0.0174 g	Perfluorooctanesulfonic acid (PFOS)	1231.76 ug/mL
...LC537_PFOS2_00001	07/26/17	Sigma, Lot BCBF5116V			(Purchased Reagent)		Perfluorooctanesulfonic acid (PFOS)	0.7787 g/g
LC537-IS_00030	07/17/17	01/17/17	Methanol, Lot 090285	10000 uL	LCM2PFOA_00005	100 uL	13C2-PFOA	0.5 ug/mL
					LCMPFOS_00018	300 uL	13C4 PFOS	1.434 ug/mL
.LCM2PFOA_00005	06/19/18	Wellington Laboratories, Lot M2PFOA0613			(Purchased Reagent)		13C2-PFOA	50 ug/mL
.LCMPFOS_00018	08/03/21	Wellington Laboratories, Lot MPFOS0816			(Purchased Reagent)		13C4 PFOS	47.8 ug/mL
LC537-L1_00017	06/14/17	12/23/16	MeOH/H2O, Lot 090285	5 mL	LC537-IS_00028	100 uL	13C2-PFOA	10 ng/mL
					LC537-MSP_00017	25 uL	13C4 PFOS	28.68 ng/mL
							Perfluorobutanesulfonic acid (PFBS)	8.976 ng/mL
							Perfluoroheptanoic acid	0.99 ng/mL
							Perfluorohexanesulfonic acid	3.02582 ng/mL
							Perfluorononanoic acid	2.07415 ng/mL
							Perfluorooctanoic acid (PFOA)	1.95189 ng/mL
Perfluorooctanesulfonic acid (PFOS)	4.00664 ng/mL							
LC537-SU_00026	250 uL	13C2 PFDA	10 ng/mL					
.LC537-IS_00028	06/19/17	12/19/16	Methanol, Lot 090285	10000 uL	LCM2PFOA_00005	100 uL	13C2-PFOA	0.5 ug/mL
					LCMPFOS_00018	300 uL	13C4 PFOS	1.434 ug/mL
..LCM2PFOA_00005	06/19/18	Wellington Laboratories, Lot M2PFOA0613			(Purchased Reagent)		13C2-PFOA	50 ug/mL
..LCMPFOS_00018	08/03/21	Wellington Laboratories, Lot MPFOS0816			(Purchased Reagent)		13C4 PFOS	47.8 ug/mL
.LC537-MSP_00017	06/22/17	12/22/16	Methanol, Lot 090285	10000 uL	LC537SPIM_00018	200 uL	Perfluorobutanesulfonic acid (PFBS)	1795.2 ng/mL
							Perfluoroheptanoic acid	198 ng/mL
							Perfluorohexanesulfonic acid	605.164 ng/mL
							Perfluorononanoic acid	414.831 ng/mL
							Perfluorooctanoic acid (PFOA)	390.378 ng/mL
							Perfluorooctanesulfonic acid (PFOS)	801.328 ng/mL
..LC537SPIM_00018	06/22/17	12/22/16	Methanol, Lot 104453	10000 uL	LC537-PFBS_00006	440 uL	Perfluorobutanesulfonic acid (PFBS)	89.76 ug/mL
					LC537-PFHxA_00013	100 uL	Perfluoroheptanoic acid	9.9 ug/mL
					LC537-PFHxA_00008	300 uL	Perfluorohexanesulfonic acid	30.2582 ug/mL

REAGENT TRACEABILITY SUMMARY

Lab Name: TestAmerica Sacramento

Job No.: 320-26004-1

SDG No.: _____

Reagent ID	Exp Date	Prep Date	Dilutant Used	Reagent Final Volume	Parent Reagent		Analyte	Concentration
					Reagent ID	Volume Added		
					LC537-PFNA_00011	200 uL	Perfluorononanoic acid	20.7415 ug/mL
					LC537-PFOA_00011	100 uL	Perfluorooctanoic acid (PFOA)	19.5189 ug/mL
					LC537-PFOS_00006	400 uL	Perfluorooctanesulfonic acid (PFOS)	40.0664 ug/mL
...LC537-PFBS_00006	07/28/17	07/28/16	Methanol, Lot 090285	5 mL	LC537_PFBS_00002	0.0102 g	Perfluorobutanesulfonic acid (PFBS)	2040 ug/mL
....LC537_PFBS_00002	04/01/18		Sigma, Lot MKBP8842V		(Purchased Reagent)		Perfluorobutanesulfonic acid (PFBS)	1 g/g
...LC537-PFHpA_00013	06/22/17	12/22/16	Methanol, Lot 090285	56.8 mL	LC537_PFHpA_00002	0.0568 g	Perfluoroheptanoic acid	990 ug/mL
....LC537_PFHpA_00002	04/01/18		Aldrich, Lot BCM2579V		(Purchased Reagent)		Perfluoroheptanoic acid	0.99 g/g
...LC537-PFHxS_00008	07/28/17	07/28/16	Methanol, Lot 090285	5.5 mL	LC537_PFHxS_00002	0.0061 g	Perfluorohexanesulfonic acid	1008.61 ug/mL
....LC537_PFHxS_00002	04/01/18		Sigma, Lot BCBL3545V		(Purchased Reagent)		Perfluorohexanesulfonic acid	0.9094 g/g
...LC537-PFNA_00011	11/21/17	11/21/16	Methanol, Lot 090285	6.5 mL	LC537_PFNA_00002	0.007 g	Perfluorononanoic acid	1037.08 ug/mL
....LC537_PFNA_00002	04/01/18		TCI America, Lot QN44F		(Purchased Reagent)		Perfluorononanoic acid	0.963 g/g
...LC537-PFOA_00011	11/21/17	11/21/16	Methanol, Lot 090285	6.5 mL	LC537_PFOA_00002	0.0127 g	Perfluorooctanoic acid (PFOA)	1951.89 ug/mL
....LC537_PFOA_00002	11/04/18		Fluka, Lot SZBD308XV		(Purchased Reagent)		Perfluorooctanoic acid (PFOA)	0.999 g/g
...LC537-PFOS_00006	07/28/17	07/28/16	Methanol, Lot 090285	6 mL	LC537_PFOS_00002	0.0066 g	Perfluorooctanesulfonic acid (PFOS)	1001.66 ug/mL
....LC537_PFOS_00002	08/09/17		Fluka, Lot SZBC222XV		(Purchased Reagent)		Perfluorooctanesulfonic acid (PFOS)	0.9106 g/g
.LC537-SU_00026	06/14/17	12/16/16	Methanol, Lot 104453	20000 uL	LC537-SU_00025	10000 uL	13C2 PFDA	0.2 ug/mL
..LC537-SU_00025	06/14/17	12/14/16	Methanol, Lot 104453	10000 uL	LCMPFDA_00008	80 uL	13C2 PFHxA	0.2 ug/mL
...LCMPFDA_00008	08/19/20		Wellington Laboratories, Lot MPFDA0815		LCMPFHxA_00009	80 uL	13C2 PFDA	0.4 ug/mL
....LCMPFHxA_00009	04/09/20		Wellington Laboratories, Lot MPFHxA0415		(Purchased Reagent)		13C2 PFHxA	0.4 ug/mL
..LCMPFHxA_00009	04/09/20		Wellington Laboratories, Lot MPFHxA0415		(Purchased Reagent)		13C2 PFDA	50 ug/mL
...LCMPFHxA_00009	04/09/20		Wellington Laboratories, Lot MPFHxA0415		(Purchased Reagent)		13C2 PFHxA	50 ug/mL
LC537-L2_00015	05/21/17	12/19/16	MeOH/H2O, Lot 090285	5 mL	LC537-IS_00028	100 uL	13C2-PFOA	10 ng/mL
.LC537-IS_00028	06/19/17	12/19/16	Methanol, Lot 090285	10000 uL	LCM2PFOA_00005	100 uL	13C4 PFOS	28.68 ng/mL
..LCM2PFOA_00005	06/19/18		Wellington Laboratories, Lot M2PFOA0613		LCMPFOS_00018	300 uL	13C2-PFOA	0.5 ug/mL
...LCMPFOS_00018	08/03/21		Wellington Laboratories, Lot MPFOS0816		(Purchased Reagent)		13C4 PFOS	1.434 ug/mL
....LCMPFOS_00018	08/03/21		Wellington Laboratories, Lot MPFOS0816		(Purchased Reagent)		13C2-PFOA	50 ug/mL
LC537-L2_00015	05/21/17	12/19/16	MeOH/H2O, Lot 090285	5 mL	LC537-HSP_00013	34 uL	Perfluorobutanesulfonic acid (PFBS)	22.8888 ng/mL
							Perfluorooctanoic acid (PFOA)	4.97733 ng/mL
							Perfluorooctanesulfonic acid (PFOS)	10.2169 ng/mL
					LC537-SU_00026	250 uL	13C2 PFDA	10 ng/mL
							13C2 PFHxA	10 ng/mL
.LC537-HSP_00013	05/21/17	11/21/16	Methanol, Lot 090285	10000 uL	LC537SPIM_00017	375 uL	Perfluorobutanesulfonic acid (PFBS)	3366 ng/mL
							Perfluorooctanoic acid (PFOA)	731.96 ng/mL
							Perfluorooctanesulfonic acid (PFOS)	1502.49 ng/mL
..LC537SPIM_00017	05/21/17	11/21/16	Methanol, Lot 104453	10000 uL	LC537-PFBS_00006	440 uL	Perfluorobutanesulfonic acid (PFBS)	89.76 ug/mL
					LC537-PFOA_00011	100 uL	Perfluorooctanoic acid (PFOA)	19.5189 ug/mL
					LC537-PFOS_00006	400 uL	Perfluorooctanesulfonic acid (PFOS)	40.0664 ug/mL

REAGENT TRACEABILITY SUMMARY

Lab Name: TestAmerica Sacramento

Job No.: 320-26004-1

SDG No.: _____

Reagent ID	Exp Date	Prep Date	Dilutant Used	Reagent Final Volume	Parent Reagent		Analyte	Concentration
					Reagent ID	Volume Added		
...LC537-PFBS_00006	07/28/17	07/28/16	Methanol, Lot 090285	5 mL	LC537_PFBS_00002	0.0102 g	Perfluorobutanesulfonic acid (PFBS)	2040 ug/mL
....LC537_PFBS_00002	04/01/18		Sigma, Lot MKBP8842V		(Purchased Reagent)		Perfluorobutanesulfonic acid (PFBS)	1 g/g
...LC537-PFOA_00011	11/21/17	11/21/16	Methanol, Lot 090285	6.5 mL	LC537_PFOA_00002	0.0127 g	Perfluorooctanoic acid (PFOA)	1951.89 ug/mL
...LC537_PFOA_00002	11/04/18		Fluka, Lot SZBD308XV		(Purchased Reagent)		Perfluorooctanoic acid (PFOA)	0.999 g/g
...LC537-PFOS_00006	07/28/17	07/28/16	Methanol, Lot 090285	6 mL	LC537_PFOS_00002	0.0066 g	Perfluorooctanesulfonic acid (PFOS)	1001.66 ug/mL
....LC537_PFOS_00002	08/09/17		Fluka, Lot SZBC222XV		(Purchased Reagent)		Perfluorooctanesulfonic acid (PFOS)	0.9106 g/g
.LC537-SU_00026	06/14/17	12/16/16	Methanol, Lot 104453	20000 uL	LC537-SU_00025	10000 uL	13C2 PFDA	0.2 ug/mL
..LC537-SU_00025	06/14/17	12/14/16	Methanol, Lot 104453	10000 uL	LCMPFDA_00008	80 uL	13C2 PFHxA	0.2 ug/mL
...LCMPFDA_00008	08/19/20		Wellington Laboratories, Lot MPFDA0815		LCMPFHxA_00009	80 uL	13C2 PFDA	0.4 ug/mL
...LCMPFHxA_00009	04/09/20		Wellington Laboratories, Lot MPFHxA0415		(Purchased Reagent)		13C2 PFHxA	50 ug/mL
LC537-L2_00016	06/14/17	12/23/16	MeOH/H2O, Lot 090285	5 mL	LC537-HSP_00014	34 uL	Perfluorobutanesulfonic acid (PFBS)	22.8888 ng/mL
							Perfluoroheptanoic acid	2.5245 ng/mL
							Perfluorohexanesulfonic acid	7.71585 ng/mL
							Perfluorononanoic acid	5.28909 ng/mL
							Perfluorooctanoic acid (PFOA)	4.97733 ng/mL
							Perfluorooctanesulfonic acid (PFOS)	10.2169 ng/mL
					LC537-IS_00028	100 uL	13C2-PFOA	10 ng/mL
					LC537-SU_00026	250 uL	13C4 PFOS	28.68 ng/mL
							13C2 PFDA	10 ng/mL
							13C2 PFHxA	10 ng/mL
.LC537-HSP_00014	06/22/17	12/22/16	Methanol, Lot 090285	10000 uL	LC537SPIM_00018	375 uL	Perfluorobutanesulfonic acid (PFBS)	3366 ng/mL
							Perfluoroheptanoic acid	371.25 ng/mL
							Perfluorohexanesulfonic acid	1134.68 ng/mL
							Perfluorononanoic acid	777.808 ng/mL
							Perfluorooctanoic acid (PFOA)	731.96 ng/mL
							Perfluorooctanesulfonic acid (PFOS)	1502.49 ng/mL
..LC537SPIM_00018	06/22/17	12/22/16	Methanol, Lot 104453	10000 uL	LC537-PFBS_00006	440 uL	Perfluorobutanesulfonic acid (PFBS)	89.76 ug/mL
					LC537-PFHpA_00013	100 uL	Perfluoroheptanoic acid	9.9 ug/mL
					LC537-PFHxS_00008	300 uL	Perfluorohexanesulfonic acid	30.2582 ug/mL
					LC537-PFNA_00011	200 uL	Perfluorononanoic acid	20.7415 ug/mL
					LC537-PFOA_00011	100 uL	Perfluorooctanoic acid (PFOA)	19.5189 ug/mL
					LC537-PFOS_00006	400 uL	Perfluorooctanesulfonic acid (PFOS)	40.0664 ug/mL
...LC537-PFBS_00006	07/28/17	07/28/16	Methanol, Lot 090285	5 mL	LC537_PFBS_00002	0.0102 g	Perfluorobutanesulfonic acid (PFBS)	2040 ug/mL
....LC537_PFBS_00002	04/01/18		Sigma, Lot MKBP8842V		(Purchased Reagent)		Perfluorobutanesulfonic acid (PFBS)	1 g/g
...LC537-PFHpA_00013	06/22/17	12/22/16	Methanol, Lot 090285	56.8 mL	LC537_PFHpA_00002	0.0568 g	Perfluoroheptanoic acid	990 ug/mL

REAGENT TRACEABILITY SUMMARY

Lab Name: TestAmerica Sacramento

Job No.: 320-26004-1

SDG No.: _____

Reagent ID	Exp Date	Prep Date	Dilutant Used	Reagent Final Volume	Parent Reagent		Analyte	Concentration
					Reagent ID	Volume Added		
....LC537 PFHpA 00002	04/01/18		Aldrich, Lot BCM2579V		(Purchased Reagent)		Perfluoroheptanoic acid	0.99 g/g
...LC537-PFHxS 00008	07/28/17	07/28/16	Methanol, Lot 090285	5.5 mL	LC537 PFHxS 00002	0.0061 g	Perfluorohexanesulfonic acid	1008.61 ug/mL
....LC537 PFHxS 00002	04/01/18		Sigma, Lot BCBL3545V		(Purchased Reagent)		Perfluorohexanesulfonic acid	0.9094 g/g
...LC537-PFNA 00011	11/21/17	11/21/16	Methanol, Lot 090285	6.5 mL	LC537 PFNA 00002	0.007 g	Perfluorononanoic acid	1037.08 ug/mL
....LC537 PFNA 00002	04/01/18		TCI America, Lot QN44F		(Purchased Reagent)		Perfluorononanoic acid	0.963 g/g
...LC537-PFOA 00011	11/21/17	11/21/16	Methanol, Lot 090285	6.5 mL	LC537 PFOA 00002	0.0127 g	Perfluorooctanoic acid (PFOA)	1951.89 ug/mL
....LC537 PFOA 00002	11/04/18		Fluka, Lot SZBD308XV		(Purchased Reagent)		Perfluorooctanoic acid (PFOA)	0.999 g/g
...LC537-PFOS_00006	07/28/17	07/28/16	Methanol, Lot 090285	6 mL	LC537_PFOS_00002	0.0066 g	Perfluorooctanesulfonic acid (PFOS)	1001.66 ug/mL
....LC537_PFOS_00002	08/09/17		Fluka, Lot SZBC222XV		(Purchased Reagent)		Perfluorooctanesulfonic acid (PFOS)	0.9106 g/g
.LC537-IS_00028	06/19/17	12/19/16	Methanol, Lot 090285	10000 uL	LCM2PFOA 00005	100 uL	13C2-PFOA	0.5 ug/mL
..LCM2PFOA 00005	06/19/18		Wellington Laboratories, Lot M2PFOA0613		(Purchased Reagent)		13C2-PFOA	50 ug/mL
..LCMPFOS 00018	08/03/21		Wellington Laboratories, Lot MPFOS0816		(Purchased Reagent)		13C4 PFOS	47.8 ug/mL
.LC537-SU_00026	06/14/17	12/16/16	Methanol, Lot 104453	20000 uL	LC537-SU_00025	10000 uL	13C2 PFDA	0.2 ug/mL
..LC537-SU_00025	06/14/17	12/14/16	Methanol, Lot 104453	10000 uL	LCMPFDA 00008	80 uL	13C2 PFDA	0.4 ug/mL
..LCMPFDA 00008	08/19/20		Wellington Laboratories, Lot MPFDA0815		(Purchased Reagent)		13C2 PFDA	50 ug/mL
..LCMPFHxA 00009	04/09/20		Wellington Laboratories, Lot MPFHxA0415		(Purchased Reagent)		13C2 PFHxA	50 ug/mL
LC537-L3_00019	06/14/17	01/20/17	MeOH/H2O, Lot 090285	5 mL	LC537-HSP_00014	67 uL	Perfluorobutanesulfonic acid (PFBS)	45.1044 ng/mL
							Perfluoroheptanoic acid	4.97475 ng/mL
							Perfluorohexanesulfonic acid	15.2048 ng/mL
							Perfluorononanoic acid	10.4226 ng/mL
							Perfluorooctanoic acid (PFOA)	9.80826 ng/mL
							Perfluorooctanesulfonic acid (PFOS)	20.1334 ng/mL
					LC537-IS_00030	100 uL	13C2-PFOA	10 ng/mL
							13C4 PFOS	28.68 ng/mL
					LC537-SU_00029	250 uL	13C2 PFDA	10 ng/mL
							13C2 PFHxA	10 ng/mL
.LC537-HSP_00014	06/22/17	12/22/16	Methanol, Lot 090285	10000 uL	LC537SPIM_00018	375 uL	Perfluorobutanesulfonic acid (PFBS)	3366 ng/mL
							Perfluoroheptanoic acid	371.25 ng/mL
							Perfluorohexanesulfonic acid	1134.68 ng/mL
							Perfluorononanoic acid	777.808 ng/mL
							Perfluorooctanoic acid (PFOA)	731.96 ng/mL
							Perfluorooctanesulfonic acid (PFOS)	1502.49 ng/mL
..LC537SPIM_00018	06/22/17	12/22/16	Methanol, Lot 104453	10000 uL	LC537-PFBS_00006	440 uL	Perfluorobutanesulfonic acid (PFBS)	89.76 ug/mL
					LC537-PFHpA 00013	100 uL	Perfluoroheptanoic acid	9.9 ug/mL
					LC537-PFHxS 00008	300 uL	Perfluorohexanesulfonic acid	30.2582 ug/mL
					LC537-PFNA 00011	200 uL	Perfluorononanoic acid	20.7415 ug/mL
					LC537-PFOA_00011	100 uL	Perfluorooctanoic acid (PFOA)	19.5189 ug/mL

REAGENT TRACEABILITY SUMMARY

Lab Name: TestAmerica Sacramento

Job No.: 320-26004-1

SDG No.: _____

Reagent ID	Exp Date	Prep Date	Dilutant Used	Reagent Final Volume	Parent Reagent		Analyte	Concentration
					Reagent ID	Volume Added		
					LC537-PFOS_00006	400 uL	Perfluorooctanesulfonic acid (PFOS)	40.0664 ug/mL
...LC537-PFBS_00006	07/28/17	07/28/16	Methanol, Lot 090285	5 mL	LC537_PFBS_00002	0.0102 g	Perfluorobutanesulfonic acid (PFBS)	2040 ug/mL
....LC537_PFBS_00002	04/01/18		Sigma, Lot MKBP8842V		(Purchased Reagent)		Perfluorobutanesulfonic acid (PFBS)	1 g/g
...LC537-PFHpA_00013	06/22/17	12/22/16	Methanol, Lot 090285	56.8 mL	LC537 PFHpA_00002	0.0568 g	Perfluoroheptanoic acid	990 ug/mL
...LC537 PFHpA_00002	04/01/18		Aldrich, Lot BCBM2579V		(Purchased Reagent)		Perfluoroheptanoic acid	0.99 g/g
...LC537-PFHxS_00008	07/28/17	07/28/16	Methanol, Lot 090285	5.5 mL	LC537 PFHxS_00002	0.0061 g	Perfluorohexanesulfonic acid	1008.61 ug/mL
....LC537 PFHxS_00002	04/01/18		Sigma, Lot BCBL3545V		(Purchased Reagent)		Perfluorohexanesulfonic acid	0.9094 g/g
...LC537-PFNA_00011	11/21/17	11/21/16	Methanol, Lot 090285	6.5 mL	LC537 PFNA_00002	0.007 g	Perfluorononanoic acid	1037.08 ug/mL
....LC537 PFNA_00002	04/01/18		TCI America, Lot QN44F		(Purchased Reagent)		Perfluorononanoic acid	0.963 g/g
...LC537-PFOA_00011	11/21/17	11/21/16	Methanol, Lot 090285	6.5 mL	LC537 PFOA_00002	0.0127 g	Perfluorooctanoic acid (PFOA)	1951.89 ug/mL
....LC537 PFOA_00002	11/04/18		Fluka, Lot SZBD308XV		(Purchased Reagent)		Perfluorooctanoic acid (PFOA)	0.999 g/g
...LC537-PFOS_00006	07/28/17	07/28/16	Methanol, Lot 090285	6 mL	LC537_PFOS_00002	0.0066 g	Perfluorooctanesulfonic acid (PFOS)	1001.66 ug/mL
....LC537_PFOS_00002	08/09/17		Fluka, Lot SZBC222XV		(Purchased Reagent)		Perfluorooctanesulfonic acid (PFOS)	0.9106 g/g
.LC537-IS_00030	07/17/17	01/17/17	Methanol, Lot 090285	10000 uL	LCM2PFOA_00005	100 uL	13C2-PFOA	0.5 ug/mL
..LCM2PFOA_00005	06/19/18		Wellington Laboratories, Lot M2PFOA0613		LCMPFOS_00018	300 uL	13C4 PFOS	1.434 ug/mL
..LCMPFOS_00018	08/03/21		Wellington Laboratories, Lot MPFOS0816		(Purchased Reagent)		13C2-PFOA	50 ug/mL
.LC537-SU_00029	07/17/17	01/17/17	Methanol, Lot 104453	20000 uL	LCMPFDA_00012	80 uL	13C2 PFDA	0.2 ug/mL
..LCMPFDA_00012	09/30/21		Wellington Laboratories, Lot MPFDA0916		LCMPFHxA_00013	80 uL	13C2 PFHxA	0.2 ug/mL
..LCMPFHxA_00013	04/08/21		Wellington Laboratories, Lot MPFHxA0416		(Purchased Reagent)		13C2 PFDA	50 ug/mL
LC537-L4_00017	06/14/17	12/23/16	MeOH/H2O, Lot 090285	5 mL	LC537-HSP_00014	135 uL	Perfluorobutanesulfonic acid (PFBS)	90.882 ng/mL
							Perfluoroheptanoic acid	10.0238 ng/mL
							Perfluorohexanesulfonic acid	30.6364 ng/mL
							Perfluorononanoic acid	21.0008 ng/mL
							Perfluorooctanoic acid (PFOA)	19.7629 ng/mL
							Perfluorooctanesulfonic acid (PFOS)	40.5672 ng/mL
LC537-IS_00028	100 uL	13C2-PFOA	10 ng/mL					
.LC537-HSP_00014	06/22/17	12/22/16	Methanol, Lot 090285	10000 uL	LC537SPIM_00018	375 uL	13C4 PFOS	28.68 ng/mL
							13C2 PFDA	10 ng/mL
							13C2 PFHxA	10 ng/mL
							Perfluorobutanesulfonic acid (PFBS)	3366 ng/mL
Perfluoroheptanoic acid	371.25 ng/mL							
Perfluorohexanesulfonic acid	1134.68 ng/mL							
Perfluorononanoic acid	777.808 ng/mL							
Perfluorooctanoic acid (PFOA)	731.96 ng/mL							
Perfluorooctanesulfonic acid (PFOS)	1502.49 ng/mL							
..LC537SPIM_00018	06/22/17	12/22/16	Methanol, Lot 104453	10000 uL	LC537-PFBS_00006	440 uL	Perfluorobutanesulfonic acid (PFBS)	89.76 ug/mL
					LC537-PFHpA_00013	100 uL	Perfluoroheptanoic acid	9.9 ug/mL

REAGENT TRACEABILITY SUMMARY

Lab Name: TestAmerica Sacramento

Job No.: 320-26004-1

SDG No.: _____

Reagent ID	Exp Date	Prep Date	Dilutant Used	Reagent Final Volume	Parent Reagent		Analyte	Concentration
					Reagent ID	Volume Added		
					LC537-PFHxS_00008	300 uL	Perfluorohexanesulfonic acid	30.2582 ug/mL
					LC537-PFNA_00011	200 uL	Perfluorononanoic acid	20.7415 ug/mL
					LC537-PFOA_00011	100 uL	Perfluorooctanoic acid (PFOA)	19.5189 ug/mL
					LC537-PFOS_00006	400 uL	Perfluorooctanesulfonic acid (PFOS)	40.0664 ug/mL
...LC537-PFBS_00006	07/28/17	07/28/16	Methanol, Lot 090285	5 mL	LC537_PFBS_00002	0.0102 g	Perfluorobutanesulfonic acid (PFBS)	2040 ug/mL
...LC537_PFBS_00002	04/01/18		Sigma, Lot MKBP8842V		(Purchased Reagent)		Perfluorobutanesulfonic acid (PFBS)	1 g/g
...LC537-PFHpA_00013	06/22/17	12/22/16	Methanol, Lot 090285	56.8 mL	LC537 PFHpA_00002	0.0568 g	Perfluoroheptanoic acid	990 ug/mL
...LC537 PFHpA_00002	04/01/18		Aldrich, Lot BCBM2579V		(Purchased Reagent)		Perfluoroheptanoic acid	0.99 g/g
...LC537-PFHxS_00008	07/28/17	07/28/16	Methanol, Lot 090285	5.5 mL	LC537 PFHxS_00002	0.0061 g	Perfluorohexanesulfonic acid	1008.61 ug/mL
...LC537 PFHxS_00002	04/01/18		Sigma, Lot BCBL3545V		(Purchased Reagent)		Perfluorohexanesulfonic acid	0.9094 g/g
...LC537-PFNA_00011	11/21/17	11/21/16	Methanol, Lot 090285	6.5 mL	LC537 PFNA_00002	0.007 g	Perfluorononanoic acid	1037.08 ug/mL
...LC537 PFNA_00002	04/01/18		TCI America, Lot QN44F		(Purchased Reagent)		Perfluorononanoic acid	0.963 g/g
...LC537-PFOA_00011	11/21/17	11/21/16	Methanol, Lot 090285	6.5 mL	LC537 PFOA_00002	0.0127 g	Perfluorooctanoic acid (PFOA)	1951.89 ug/mL
...LC537 PFOA_00002	11/04/18		Fluka, Lot SZBD308XV		(Purchased Reagent)		Perfluorooctanoic acid (PFOA)	0.999 g/g
...LC537-PFOS_00006	07/28/17	07/28/16	Methanol, Lot 090285	6 mL	LC537_PFOS_00002	0.0066 g	Perfluorooctanesulfonic acid (PFOS)	1001.66 ug/mL
...LC537_PFOS_00002	08/09/17		Fluka, Lot SZBC222XV		(Purchased Reagent)		Perfluorooctanesulfonic acid (PFOS)	0.9106 g/g
.LC537-IS_00028	06/19/17	12/19/16	Methanol, Lot 090285	10000 uL	LCM2PFOA_00005	100 uL	13C2-PFOA	0.5 ug/mL
..LCM2PFOA_00005	06/19/18		Wellington Laboratories, Lot M2PFOA0613		LCMPFOS_00018	300 uL	13C4 PFOS	1.434 ug/mL
..LCMPFOS_00018	08/03/21		Wellington Laboratories, Lot MPFOS0816		(Purchased Reagent)		13C2-PFOA	50 ug/mL
.LC537-SU_00026	06/14/17	12/16/16	Methanol, Lot 104453	20000 uL	LC537-SU_00025	10000 uL	13C2 PFDA	0.2 ug/mL
..LC537-SU_00025	06/14/17	12/14/16	Methanol, Lot 104453	10000 uL	LCMPFDA_00008	80 uL	13C2 PFHxA	0.2 ug/mL
..LCMPFDA_00008	08/19/20		Wellington Laboratories, Lot MPFDA0815		LCMPFHxA_00009	80 uL	13C2 PFDA	0.4 ug/mL
..LCMPFHxA_00009	04/09/20		Wellington Laboratories, Lot MPFHxA0415		(Purchased Reagent)		13C2 PFHxA	0.4 ug/mL
LC537-L5_00020	06/14/17	01/20/17	MeOH/H2O, Lot 090285	5 mL	LC537-HSP_00014	200 uL	Perfluorobutanesulfonic acid (PFBS)	134.64 ng/mL
							Perfluoroheptanoic acid	14.85 ng/mL
							Perfluorohexanesulfonic acid	45.3873 ng/mL
							Perfluorononanoic acid	31.1123 ng/mL
							Perfluorooctanoic acid (PFOA)	29.2784 ng/mL
							Perfluorooctanesulfonic acid (PFOS)	60.0996 ng/mL
					LC537-IS_00030	100 uL	13C2-PFOA	10 ng/mL
							13C4 PFOS	28.68 ng/mL
					LC537-SU_00029	250 uL	13C2 PFDA	10 ng/mL
							13C2 PFHxA	10 ng/mL
.LC537-HSP_00014	06/22/17	12/22/16	Methanol, Lot 090285	10000 uL	LC537SPIM_00018	375 uL	Perfluorobutanesulfonic acid (PFBS)	3366 ng/mL
							Perfluoroheptanoic acid	371.25 ng/mL
							Perfluorohexanesulfonic acid	1134.68 ng/mL
							Perfluorononanoic acid	777.808 ng/mL

REAGENT TRACEABILITY SUMMARY

Lab Name: TestAmerica Sacramento

Job No.: 320-26004-1

SDG No.: _____

Reagent ID	Exp Date	Prep Date	Dilutant Used	Reagent Final Volume	Parent Reagent		Analyte	Concentration
					Reagent ID	Volume Added		
							Perfluorooctanoic acid (PFOA)	731.96 ng/mL
							Perfluorooctanesulfonic acid (PFOS)	1502.49 ng/mL
..LC537SPIM_00018	06/22/17	12/22/16	Methanol, Lot 104453	10000 uL	LC537-PFBS_00006	440 uL	Perfluorobutanesulfonic acid (PFBS)	89.76 ug/mL
					LC537-PFHpA_00013	100 uL	Perfluoroheptanoic acid	9.9 ug/mL
					LC537-PFHxS_00008	300 uL	Perfluorohexanesulfonic acid	30.2582 ug/mL
					LC537-PFNA_00011	200 uL	Perfluorononanoic acid	20.7415 ug/mL
					LC537-PFOA_00011	100 uL	Perfluorooctanoic acid (PFOA)	19.5189 ug/mL
					LC537-PFOS_00006	400 uL	Perfluorooctanesulfonic acid (PFOS)	40.0664 ug/mL
...LC537-PFBS_00006	07/28/17	07/28/16	Methanol, Lot 090285	5 mL	LC537_PFBS_00002	0.0102 g	Perfluorobutanesulfonic acid (PFBS)	2040 ug/mL
....LC537_PFBS_00002	04/01/18		Sigma, Lot MKBP8842V		(Purchased Reagent)		Perfluorobutanesulfonic acid (PFBS)	1 g/g
...LC537-PFHpA_00013	06/22/17	12/22/16	Methanol, Lot 090285	56.8 mL	LC537 PFHpA_00002	0.0568 g	Perfluoroheptanoic acid	990 ug/mL
....LC537 PFHpA_00002	04/01/18		Aldrich, Lot BCM2579V		(Purchased Reagent)		Perfluoroheptanoic acid	0.99 g/g
...LC537-PFHxS_00008	07/28/17	07/28/16	Methanol, Lot 090285	5.5 mL	LC537 PFHxS_00002	0.0061 g	Perfluorohexanesulfonic acid	1008.61 ug/mL
....LC537 PFHxS_00002	04/01/18		Sigma, Lot BCBL3545V		(Purchased Reagent)		Perfluorohexanesulfonic acid	0.9094 g/g
...LC537-PFNA_00011	11/21/17	11/21/16	Methanol, Lot 090285	6.5 mL	LC537 PFNA_00002	0.007 g	Perfluorononanoic acid	1037.08 ug/mL
....LC537 PFNA_00002	04/01/18		TCI America, Lot QN44F		(Purchased Reagent)		Perfluorononanoic acid	0.963 g/g
...LC537-PFOA_00011	11/21/17	11/21/16	Methanol, Lot 090285	6.5 mL	LC537 PFOA_00002	0.0127 g	Perfluorooctanoic acid (PFOA)	1951.89 ug/mL
....LC537 PFOA_00002	11/04/18		Fluka, Lot SZBD308XV		(Purchased Reagent)		Perfluorooctanoic acid (PFOA)	0.999 g/g
...LC537-PFOS_00006	07/28/17	07/28/16	Methanol, Lot 090285	6 mL	LC537_PFOS_00002	0.0066 g	Perfluorooctanesulfonic acid (PFOS)	1001.66 ug/mL
....LC537_PFOS_00002	08/09/17		Fluka, Lot SZBC222XV		(Purchased Reagent)		Perfluorooctanesulfonic acid (PFOS)	0.9106 g/g
.LC537-IS_00030	07/17/17	01/17/17	Methanol, Lot 090285	10000 uL	LCM2PFOA_00005	100 uL	13C2-PFOA	0.5 ug/mL
					LCMPFOS_00018	300 uL	13C4 PFOS	1.434 ug/mL
..LCM2PFOA_00005	06/19/18		Wellington Laboratories, Lot M2PFOA0613		(Purchased Reagent)		13C2-PFOA	50 ug/mL
..LCMPFOS_00018	08/03/21		Wellington Laboratories, Lot MPFOS0816		(Purchased Reagent)		13C4 PFOS	47.8 ug/mL
.LC537-SU_00029	07/17/17	01/17/17	Methanol, Lot 104453	20000 uL	LCMPFDA_00012	80 uL	13C2 PFDA	0.2 ug/mL
					LCMPFHxA_00013	80 uL	13C2 PFHxA	0.2 ug/mL
..LCMPFDA_00012	09/30/21		Wellington Laboratories, Lot MPFDA0916		(Purchased Reagent)		13C2 PFDA	50 ug/mL
..LCMPFHxA_00013	04/08/21		Wellington Laboratories, Lot MPFHxA0416		(Purchased Reagent)		13C2 PFHxA	50 ug/mL
LC537-L6_00016	06/14/17	12/23/16	MeOH/H2O, Lot 090285	5 mL	LC537-HSP_00014	265 uL	Perfluorobutanesulfonic acid (PFBS)	178.398 ng/mL
							Perfluoroheptanoic acid	19.6763 ng/mL
							Perfluorohexanesulfonic acid	60.1382 ng/mL
							Perfluorononanoic acid	41.2238 ng/mL
							Perfluorooctanoic acid (PFOA)	38.7939 ng/mL
							Perfluorooctanesulfonic acid (PFOS)	79.632 ng/mL
					LC537-IS_00028	100 uL	13C2-PFOA	10 ng/mL
							13C4 PFOS	28.68 ng/mL
					LC537-SU_00026	250 uL	13C2 PFDA	10 ng/mL
							13C2 PFHxA	10 ng/mL
.LC537-HSP_00014	06/22/17	12/22/16	Methanol, Lot 090285	10000 uL	LC537SPIM_00018	375 uL	Perfluorobutanesulfonic acid (PFBS)	3366 ng/mL

REAGENT TRACEABILITY SUMMARY

Lab Name: TestAmerica Sacramento

Job No.: 320-26004-1

SDG No.: _____

Reagent ID	Exp Date	Prep Date	Dilutant Used	Reagent Final Volume	Parent Reagent		Analyte	Concentration
					Reagent ID	Volume Added		
							Perfluoroheptanoic acid	371.25 ng/mL
							Perfluorohexanesulfonic acid	1134.68 ng/mL
							Perfluorononanoic acid	777.808 ng/mL
							Perfluorooctanoic acid (PFOA)	731.96 ng/mL
							Perfluorooctanesulfonic acid (PFOS)	1502.49 ng/mL
..LC537SPIM_00018	06/22/17	12/22/16	Methanol, Lot 104453	10000 uL	LC537-PFBS_00006	440 uL	Perfluorobutanesulfonic acid (PFBS)	89.76 ug/mL
					LC537-PFHpA 00013	100 uL	Perfluoroheptanoic acid	9.9 ug/mL
					LC537-PFHxS 00008	300 uL	Perfluorohexanesulfonic acid	30.2582 ug/mL
					LC537-PFNA 00011	200 uL	Perfluorononanoic acid	20.7415 ug/mL
					LC537-PFOA 00011	100 uL	Perfluorooctanoic acid (PFOA)	19.5189 ug/mL
					LC537-PFOS_00006	400 uL	Perfluorooctanesulfonic acid (PFOS)	40.0664 ug/mL
...LC537-PFBS_00006	07/28/17	07/28/16	Methanol, Lot 090285	5 mL	LC537_PFBS_00002	0.0102 g	Perfluorobutanesulfonic acid (PFBS)	2040 ug/mL
....LC537_PFBS_00002	04/01/18		Sigma, Lot MKBP8842V		(Purchased Reagent)		Perfluorobutanesulfonic acid (PFBS)	1 g/g
..LC537-PFHpA 00013	06/22/17	12/22/16	Methanol, Lot 090285	56.8 mL	LC537 PFHpA 00002	0.0568 g	Perfluoroheptanoic acid	990 ug/mL
....LC537 PFHpA 00002	04/01/18		Aldrich, Lot BCBM2579V		(Purchased Reagent)		Perfluoroheptanoic acid	0.99 g/g
..LC537-PFHxS 00008	07/28/17	07/28/16	Methanol, Lot 090285	5.5 mL	LC537 PFHxS 00002	0.0061 g	Perfluorohexanesulfonic acid	1008.61 ug/mL
....LC537 PFHxS 00002	04/01/18		Sigma, Lot BCBL3545V		(Purchased Reagent)		Perfluorohexanesulfonic acid	0.9094 g/g
..LC537-PFNA 00011	11/21/17	11/21/16	Methanol, Lot 090285	6.5 mL	LC537 PFNA 00002	0.007 g	Perfluorononanoic acid	1037.08 ug/mL
....LC537 PFNA 00002	04/01/18		TCI America, Lot QN44F		(Purchased Reagent)		Perfluorononanoic acid	0.963 g/g
..LC537-PFOA 00011	11/21/17	11/21/16	Methanol, Lot 090285	6.5 mL	LC537 PFOA 00002	0.0127 g	Perfluorooctanoic acid (PFOA)	1951.89 ug/mL
....LC537 PFOA 00002	11/04/18		Fluka, Lot SZBD308XV		(Purchased Reagent)		Perfluorooctanoic acid (PFOA)	0.999 g/g
..LC537-PFOS_00006	07/28/17	07/28/16	Methanol, Lot 090285	6 mL	LC537_PFOS_00002	0.0066 g	Perfluorooctanesulfonic acid (PFOS)	1001.66 ug/mL
....LC537_PFOS_00002	08/09/17		Fluka, Lot SZBC222XV		(Purchased Reagent)		Perfluorooctanesulfonic acid (PFOS)	0.9106 g/g
.LC537-IS_00028	06/19/17	12/19/16	Methanol, Lot 090285	10000 uL	LCM2PFOA 00005	100 uL	13C2-PFOA	0.5 ug/mL
					LCMPFOS 00018	300 uL	13C4 PFOS	1.434 ug/mL
..LCM2PFOA 00005	06/19/18		Wellington Laboratories, Lot M2PFOA0613		(Purchased Reagent)		13C2-PFOA	50 ug/mL
..LCMPFOS 00018	08/03/21		Wellington Laboratories, Lot MPFOS0816		(Purchased Reagent)		13C4 PFOS	47.8 ug/mL
.LC537-SU_00026	06/14/17	12/16/16	Methanol, Lot 104453	20000 uL	LC537-SU_00025	10000 uL	13C2 PFDA	0.2 ug/mL
							13C2 PFHxA	0.2 ug/mL
..LC537-SU_00025	06/14/17	12/14/16	Methanol, Lot 104453	10000 uL	LCMPFDA 00008	80 uL	13C2 PFDA	0.4 ug/mL
					LCMPFHxA 00009	80 uL	13C2 PFHxA	0.4 ug/mL
..LCMPFDA 00008	08/19/20		Wellington Laboratories, Lot MPFDA0815		(Purchased Reagent)		13C2 PFDA	50 ug/mL
..LCMPFHxA 00009	04/09/20		Wellington Laboratories, Lot MPFHxA0415		(Purchased Reagent)		13C2 PFHxA	50 ug/mL
LC537-LSP_00017	06/22/17	01/04/17	Methanol, Lot 090285	10000 uL	LC537SPIM_00021	50 uL	Perfluorobutane Sulfonate	441.709 ng/mL
							Perfluorobutanesulfonic acid (PFBS)	441.709 ng/mL
							Perfluoroheptanoic acid	49.5 ng/mL
							Perfluorohexanesulfonic acid	150.304 ng/mL
							Perfluorononanoic acid	103.708 ng/mL
							Perfluorooctanoic acid (PFOA)	97.5946 ng/mL

REAGENT TRACEABILITY SUMMARY

Lab Name: TestAmerica Sacramento

Job No.: 320-26004-1

SDG No.: _____

Reagent ID	Exp Date	Prep Date	Dilutant Used	Reagent Final Volume	Parent Reagent		Analyte	Concentration		
					Reagent ID	Volume Added				
							Perfluorooctanesulfonic acid (PFOS)	200.165 ng/mL		
.LC537SPIM_00021	06/22/17	01/04/17	Methanol, Lot 104453	10000 uL	LC537-PFBS_00007	440 uL	Perfluorobutane Sulfonate	88.3417 ug/mL		
							Perfluorobutanesulfonic acid (PFBS)	88.3417 ug/mL		
							LC537-PFHpA 00013	100 uL	Perfluoroheptanoic acid	9.9 ug/mL
							LC537-PFHxS 00009	150 uL	Perfluorohexanesulfonic acid	30.0607 ug/mL
							LC537-PFNA 00011	200 uL	Perfluorononanoic acid	20.7415 ug/mL
							LC537-PFOA 00011	100 uL	Perfluorooctanoic acid (PFOA)	19.5189 ug/mL
					LC537-PFOS_00007	400 uL	Perfluorooctanesulfonic acid (PFOS)	40.0329 ug/mL		
..LC537-PFBS_00007	01/04/18	01/04/17	Methanol, Lot 090285	51.5 mL	LC537_PFBS_00002	0.1034 g	Perfluorobutane Sulfonate	2007.77 ug/mL		
							Perfluorobutanesulfonic acid (PFBS)	2007.77 ug/mL		
...LC537_PFBS_00002	04/01/18	Sigma, Lot MKBP8842V			(Purchased Reagent)		Perfluorobutane Sulfonate	1 g/g		
							Perfluorobutanesulfonic acid (PFBS)	1 g/g		
..LC537-PFHpA 00013	06/22/17	12/22/16	Methanol, Lot 090285	56.8 mL	LC537 PFHpA 00002	0.0568 g	Perfluoroheptanoic acid	990 ug/mL		
..LC537 PFHpA 00002	04/01/18		Aldrich, Lot BCM2579V		(Purchased Reagent)		Perfluoroheptanoic acid	0.99 g/g		
..LC537-PFHxS 00009	01/04/18	01/04/17	Methanol, Lot 090285	54 mL	LC537 PFHxS 00002	0.119 g	Perfluorohexanesulfonic acid	2004.05 ug/mL		
..LC537 PFHxS 00002	04/01/18		Sigma, Lot BCBL3545V		(Purchased Reagent)		Perfluorohexanesulfonic acid	0.9094 g/g		
..LC537-PFNA 00011	11/21/17	11/21/16	Methanol, Lot 090285	6.5 mL	LC537 PFNA 00002	0.007 g	Perfluorononanoic acid	1037.08 ug/mL		
..LC537 PFNA 00002	04/01/18		TCI America, Lot QN44F		(Purchased Reagent)		Perfluorononanoic acid	0.963 g/g		
..LC537-PFOA 00011	11/21/17	11/21/16	Methanol, Lot 090285	6.5 mL	LC537 PFOA 00002	0.0127 g	Perfluorooctanoic acid (PFOA)	1951.89 ug/mL		
..LC537 PFOA 00002	11/04/18		Fluka, Lot SZBD308XV		(Purchased Reagent)		Perfluorooctanoic acid (PFOA)	0.999 g/g		
..LC537-PFOS_00007	08/09/17	01/04/17	Methanol, Lot 090285	48.95 mL	LC537_PFOS_00002	0.0538 g	Perfluorooctanesulfonic acid (PFOS)	1000.82 ug/mL		
...LC537_PFOS_00002	08/09/17		Fluka, Lot SZBC222XV		(Purchased Reagent)		Perfluorooctanesulfonic acid (PFOS)	0.9106 g/g		
LC537-MSP_00017	06/22/17	12/22/16	Methanol, Lot 090285	10000 uL	LC537SPIM_00018	200 uL	Perfluorobutane Sulfonate	1795.2 ng/mL		
							Perfluorobutanesulfonic acid (PFBS)	1795.2 ng/mL		
							Perfluoroheptanoic acid	198 ng/mL		
							Perfluorohexanesulfonic acid	605.164 ng/mL		
							Perfluorononanoic acid	414.831 ng/mL		
							Perfluorooctanoic acid (PFOA)	390.378 ng/mL		
							Perfluorooctanesulfonic acid (PFOS)	801.328 ng/mL		
.LC537SPIM_00018	06/22/17	12/22/16	Methanol, Lot 104453	10000 uL	LC537-PFBS_00006	440 uL	Perfluorobutane Sulfonate	89.76 ug/mL		
							Perfluorobutanesulfonic acid (PFBS)	89.76 ug/mL		
							LC537-PFHpA 00013	100 uL	Perfluoroheptanoic acid	9.9 ug/mL
							LC537-PFHxS 00008	300 uL	Perfluorohexanesulfonic acid	30.2582 ug/mL
							LC537-PFNA 00011	200 uL	Perfluorononanoic acid	20.7415 ug/mL
							LC537-PFOA 00011	100 uL	Perfluorooctanoic acid (PFOA)	19.5189 ug/mL
					LC537-PFOS_00006	400 uL	Perfluorooctanesulfonic acid (PFOS)	40.0664 ug/mL		
..LC537-PFBS_00006	07/28/17	07/28/16	Methanol, Lot 090285	5 mL	LC537_PFBS_00002	0.0102 g	Perfluorobutane Sulfonate	2040 ug/mL		

REAGENT TRACEABILITY SUMMARY

Lab Name: TestAmerica Sacramento

Job No.: 320-26004-1

SDG No.: _____

Reagent ID	Exp Date	Prep Date	Dilutant Used	Reagent Final Volume	Parent Reagent		Analyte	Concentration
					Reagent ID	Volume Added		
							Perfluorobutanesulfonic acid (PFBS)	2040 ug/mL
...LC537_PFBs_00002	04/01/18		Sigma, Lot MKBP8842V			(Purchased Reagent)	Perfluorobutane Sulfonate	1 g/g
							Perfluorobutanesulfonic acid (PFBS)	1 g/g
..LC537-PFHpA 00013	06/22/17	12/22/16	Methanol, Lot 090285	56.8 mL	LC537 PFHpA 00002	0.0568 g	Perfluoroheptanoic acid	990 ug/mL
...LC537 PFHpA 00002	04/01/18		Aldrich, Lot BCBM2579V			(Purchased Reagent)	Perfluoroheptanoic acid	0.99 g/g
..LC537-PFHxS 00008	07/28/17	07/28/16	Methanol, Lot 090285	5.5 mL	LC537 PFHxS 00002	0.0061 g	Perfluorohexanesulfonic acid	1008.61 ug/mL
...LC537 PFHxS 00002	04/01/18		Sigma, Lot BCBL3545V			(Purchased Reagent)	Perfluorohexanesulfonic acid	0.9094 g/g
..LC537-PFNA 00011	11/21/17	11/21/16	Methanol, Lot 090285	6.5 mL	LC537 PFNA 00002	0.007 g	Perfluorononanoic acid	1037.08 ug/mL
...LC537 PFNA 00002	04/01/18		TCI America, Lot QN44F			(Purchased Reagent)	Perfluorononanoic acid	0.963 g/g
..LC537-PFOA 00011	11/21/17	11/21/16	Methanol, Lot 090285	6.5 mL	LC537 PFOA 00002	0.0127 g	Perfluorooctanoic acid (PFOA)	1951.89 ug/mL
...LC537 PFOA 00002	11/04/18		Fluka, Lot SZBD308XV			(Purchased Reagent)	Perfluorooctanoic acid (PFOA)	0.999 g/g
..LC537-PFOS_00006	07/28/17	07/28/16	Methanol, Lot 090285	6 mL	LC537 PFOS_00002	0.0066 g	Perfluorooctanesulfonic acid (PFOS)	1001.66 ug/mL
...LC537 PFOS_00002	08/09/17		Fluka, Lot SZBC222XV			(Purchased Reagent)	Perfluorooctanesulfonic acid (PFOS)	0.9106 g/g
LC537-SU_00030	07/31/17	01/31/17	Methanol, Lot 104453	20000 uL	LCMPFDA 00012	80 uL	13C2 PFDA	0.2 ug/mL
					LCMPFHxA 00013	80 uL	13C2 PFHxA	0.2 ug/mL
.LCMPFDA 00012	09/30/21		Wellington Laboratories, Lot MPFDA0916			(Purchased Reagent)	13C2 PFDA	50 ug/mL
.LCMPFHxA 00013	04/08/21		Wellington Laboratories, Lot MPFHxA0416			(Purchased Reagent)	13C2 PFHxA	50 ug/mL

Reagent

LC537_PFB_00002

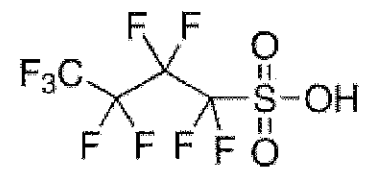
7: 4/1/15 SPV

3050 Spruce Street, Saint Louis, MO 63103, USA
Website: www.sigmaaldrich.com
Email USA: techserv@sial.com
Outside USA: eurtechserv@sial.com

Certificate of Analysis

Product Name:
Nonafluorobutane-1-sulfonic acid - 97%

Product Number: 562629
Batch Number: MKBP8842V
Brand: ALDRICH
CAS Number: 375-73-5
MDL Number: MFCD01320794
Formula: C4HF9O3S
Formula Weight: 300.10 g/mol
Storage Temperature: Store at 2 - 8 °C
Quality Release Date: 11 OCT 2013



PFBS

Test	Specification	Result
Appearance (Color)	Colorless	Colorless
Appearance (Form)	Liquid	Liquid
Infrared Spectrum	Conforms to Structure	Conforms
Fluorine NMR Spectrum	Conforms to Structure	Conforms
Purity (Titration by NaOH)	96.5 - 103.5 %	101.6 %

Jamie Gleason

Jamie Gleason, Manager
Quality Control
Milwaukee, Wisconsin US

Sigma-Aldrich warrants, that at the time of the quality release or subsequent retest date this product conformed to the information contained in this publication. The current Specification sheet may be available at Sigma-Aldrich.com. For further inquiries, please contact Technical Service. Purchaser must determine the suitability of the product for its particular use. See reverse side of invoice or packing slip for additional terms and conditions of sale.

Reagent

LC537_PFB2_00001



The Power to Question

CERTIFICATE OF ANALYSIS

Catalog Number: sc-236187
Product Name: Nonafluorobutane-1-sulfonic acid
CAS Number: 375-73-5
Molecular Formula: $C_4HF_9O_3S$
Molecular Weight: 300.10
Lot Number: H0112

Test		Result
Refractive Index	1.3200 to 1.3290	1.3219
Purity (Titration)	min. 98.0%	99.8%

Test Conditions: Refractive Index: n_{20/D}

Reagent

LC537_PFHpA_00002

R: 4/1/15 4V

Certificate of Analysis

Product Name: PERFLUOROHEPTANOIC ACID
Product Number: 342041
Batch Number: BCBM2579V
Brand: Aldrich
CAS Number: 375-85-9
Formula: $CF_3(CF_2)_5CO_2H$
Formula Weight: 364.06
Quality Release Date: 06 DEC 2013
Recommended Retest Date: OCT 2018

PFHpA

TEST	SPECIFICATION	RESULT
APPEARANCE (COLOR)	COLORLESS OR WHITE	WHITE
APPEARANCE (FORM)	LIQUID OR SOLID	SOLID
TITRATION	98.5 - 101.5 %	99.8 %
TITRATION (METHOD)	-	BACK TITRATION
PURITY (GC AREA %)	≥ 98.5 %	99.5 %
INFRARED SPECTRUM	CONFORMS TO STRUCTURE	CONFORMS

Dr. Claudia Geitner
Manager Quality Control
Buchs, Switzerland

Sigma-Aldrich warrants that at the time of the quality release or subsequent retest date this product conformed to the information contained in this publication. The current specification sheet may be available at Sigma-Aldrich.com. For further inquiries, please contact Technical Service. Purchaser must determine the suitability of the product for its particular use. See reverse side of invoice or packing slip for additional terms and conditions of sale.

Reagent

LC537_PFHxS_00002

R: 4/1/15 SW

Certificate of Analysis

Product Name: TRIDECAFLUOROHEXANE-1-SULFONIC ACID POTASSIUM SALT
 >= 98.0 % T

Product Number: 50929

Batch Number: BCBL3545V

Brand: Aldrich

CAS Number: 3871-99-6

Formula: C₆F₁₃KO₃S

Formula Weight: 438.20

Quality Release Date: 20 JUN 2013

PFH₁₃S-K

TEST	SPECIFICATION	RESULT
APPEARANCE (COLOR)	WHITE TO FAINT BEIGE	WHITE
APPEARANCE (FORM)	POWDER OR CRYSTALS	POWDER
TITRATION (ION EXCHANGE)	≥ 98.0 %	99.5 %
INFRARED SPECTRUM	CONFORMS TO STRUCTURE	CONFORMS

Dr. Claudia Geitner
Manager Quality Control
Buchs, Switzerland

$$MW_{corr} = \frac{(k_{form}) - (K) + (H)}{438.20 (k_{form})} = \frac{(438.20 - 39.10 + 1.01)}{438.20 (k_{form})} = 0.91307 \text{ (anion form)}$$

$$Purity = 90.94 \% \text{ w/m.w correction}$$

SW 4/1/15

Sigma-Aldrich warrants that at the time of the quality release or subsequent retest date this product conformed to the information contained in this publication. The current specification sheet may be available at Sigma-Aldrich.com. For further inquiries, please contact Technical Service. Purchaser must determine the suitability of the product for its particular use. See reverse side of invoice or packing slip for additional terms and conditions of sale.

Reagent

LC537_PENA_00002

R: 4/1/15 SKV



Certificate of Analysis

Apr 2, 2015 (JST)

TOKYO CHEMICAL INDUSTRY CO.,LTD.
4-10-1 Nihonbashi-Honcho, Chuo-ku, Tokyo 103-0023 Japan

Chemical Name: Heptadecafluorononanoic Acid		
Product Number: H0843 CAS: 375-95-1	Lot: QN44F	

Tests	Results	Specifications
Purity(GC)	96.3 %	min. 95.0 %
Purity(Neutralization titration)	98.1 %	min. 95.0 %
Melting point	63.3 deg-C	62.0 to 67.0 deg-C

TCI Lot numbers are 4-5 characters in length.
Characters listed after the first 4-5 characters are control numbers for internal purpose only.

Customer service:

TCI AMERICA
Tel: +1-800-423-8616 / +1-503-283-1681
Fax: +1-888-520-1075 / +1-503-283-1987
E-mail: Sales-US@TCIchemicals.com

PFNA

Reagent

LC537_PFOA_00002

3/21/15

SIGMA-ALDRICH

CERTIFICATE OF ANALYSIS

Sigma-Aldrich Laborchemikalien GmbH D-30918 Seelze
Telefon: +49 5137 8238-150

Seelze, 13.11.2013/505378/13/24029
Order-No.:
Customer-No.:
Order-Code:
Quantity:
Production Date: 04.Nov.2013
Expiry Date: 04.Nov.2018

Article/Product: 33824	Batch : SZBD308XV	PFOA
Pentadecafluorooctanoic acid OEKANAL®		

Reference Material (RM)

1. General Information

Formula: C₈HF₁₅O₂
CAS-No.: [335-67-1]
Usage : PFOA

Molar mass: 414.07 g/Mole
Recomm. storage temp.: roomtemp.

The estimated uncertainty of a single measurement of the assay can be expected to be 0.5 % relative (confidence level = 95%, n= 6) whereby the assay measurements are calculated by 100% minus found impurities.

2. Batch Analysis

identity (GC-MS)
Assay (GCMS)
Date of Analysis

complying
99.4 %
13.Nov.2013

3. Advice and Remarks

- The expiry date is based on the current knowledge and holds only for proper storage conditions in the originally closed flasks/ packages.
- Whenever the container is opened for removal of aliquot portions of the substance, the person handling the substance must assure, that the integrity of the substance is maintained and proper records of all its handlings are kept. Special care has to be taken to avoid any contamination or adulteration of the substance.
- We herewith confirm that the delivery is effected according to the technical delivery conditions agreed.
- Particular properties of the products or the suitability for a particular area of application are not assured.
- We guarantee a proper quality within our General Conditions of Sales.

Sigma-Aldrich Laborchemikalien GmbH
Quality Management SA-LC

This document was produced electronically and is valid without a signature

GC/MS-Method

Analytical Department

Article: Pentadecafluorooctanoic acid OEKANAL

Article-No.: 33824

Batch: SZBD308XV

Column: XTI-5 (Restek); 30 m; fs cap.; I.D.:0.25 mm; 1 µm df

Injector: Split mode

Injection: approx. 1 µl of reaction mixture with MSTFA (approx. 10 mg + 200 µl MSTFA)

Inj.-temp.: 280°C

Oven-temp.: 40°C (for 2 min) to 320°C (6°C/min) hold for 2 min

Split: 1:100

Flow: 1 ml He/min (Constant flow mode)

Detector: MSD

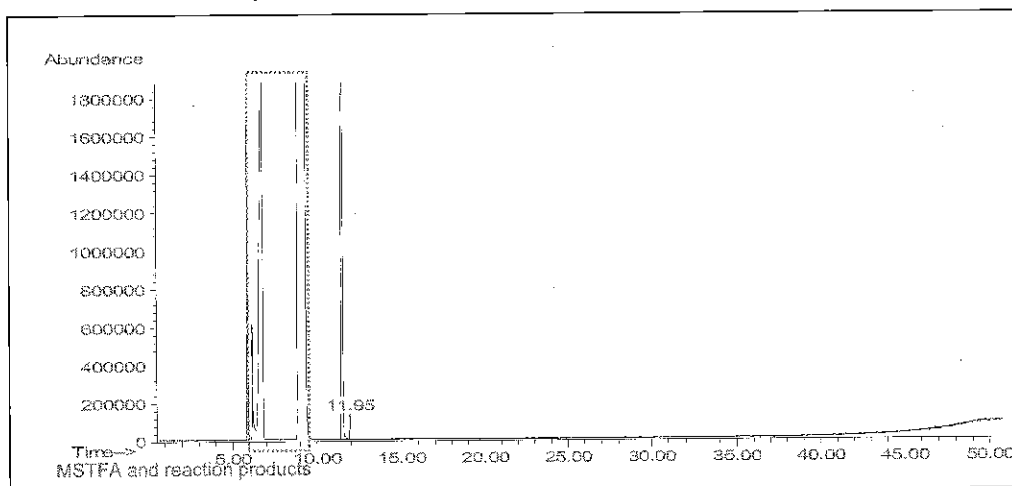
Mass range: 10-600 amu (Scan mode)

Evaluation: Purity: Total Ion Chromatogram
(MSTFA and reaction products blinded out in report)

Identity: Mass spectrum complies

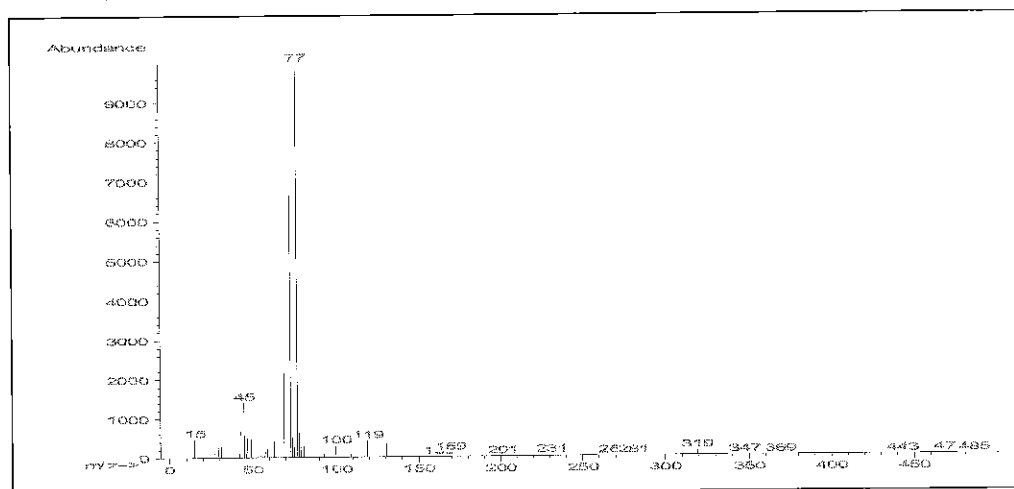
Operator: Ahrens / 2013-11-13

Total Ion Chromatogram:



Ret. time	Area	Area-%	Com
11.54	565.1670	99.4	Pentadecafluorooctanoic acid (as TMS-ester)
11.95	3.6792	0.64	

Mass spectrum (rt = 11.54 min):



Reagent

LC537_PFOA2_00001

Certificate of Analysis

Alfa Aesar[®]
A Johnson Matthey Company

Product No.: L08862
Product: Perfluorooctanoic acid, 95%
Lot No.: D24Y026

PFOA

Appearance White solid
Melting point 58 - 60°C
Assay 99 %
Identity Matches reference

This document has been electronically generated and does not require a signature.

www.alfa.com

NORTH AMERICA
Tel: +1-800-343-0660 or
+1-978-521-6300
Fax: +1-800-322-4757
Email: info@alfa.com

GERMANY
Tel: 00800 4566 4566 or
+49 721 84007 280
Fax: 00800 4577 4577 or
+49 721 84007 300
Email: Eurosales@alfa.com

UNITED KINGDOM
Tel: 0800-801812 or
+44 (0)1524-850506
Fax: +44 (0)1524-850608
Email: UKsales@alfa.com

FRANCE
Tel: 0800 03 51 47 or
+33 (0)3 8862 2690
Fax: 0800 10 20 67 or
+33 (0)3 8862 6864
Email: frventes@alfa.com

INDIA
Tel: +91 8008 812424 or
+91 8008 812525 or
+91 8008 812626
Fax: +91 8418 260060
Email: India@alfa.com

CHINA
Tel: +86 (010) 8567-8600
Fax: +86 (010) 8567-8601
Email: saleschina@alfa-asia.com

KOREA
Tel: +82-2-3140-6000
Fax: +82-2-3140-6002
Email: saleskorea@alfa-asia.com

Reagent

LC537_PFOs_00002

SIGMA-ALDRICH®

CERTIFICATE OF ANALYSIS

Sigma-Aldrich Laborchemikalien GmbH D-30918 Seelze
 Telefon: +49 5137 8238-150

Seelze, 13.08.2012/419060/12/17583
Order-No.:
Customer-No.:
Order-Code:
Quantity:
Production Date: 09.Aug.2012
Expiry Date: 09.Aug.2017 - <i>err date</i>

Article/Product: 33829	Batch : SZBC222XV
Heptadecafluorooctanesulfonic acid potassium salt OEKANAL®	
	PFOS-K ⁺

Reference Material (RM)

1. General Information

Formula: C8F17KO3S	Molar mass: 538.22 g/Mole
CAS-No.: [2795-39-3]	Recomm. storage temp.: roomtemp.
Usage : PFOS	

The estimated uncertainty of a single measurement of the assay can be expected to be 0.5 % relative (confidence level = 95%, n= 6) whereby the assay measurements are calculated by 100% minus found impurities.

2. Batch Analysis

Identity	complying
Assay (LC-MS)	98 %
Date of Analysis	10.Aug.2012

FW-Correction:

$$\frac{538.22 - 39.10 + 1.01}{538.22} = \frac{500.13}{538.22} = 0.92923$$

Purity = 91.06%

3. Advice and Remarks

- The minimum shelf life is based on the current knowledge and holds only for proper storage conditions in the originally closed flasks/ packages.
- Whenever the container is opened for removal of aliquot portions of the substance, the person handling the substance must assure, that the integrity of the substance is maintained and proper records of all its handlings are kept. Special care has to be taken to avoid any contamination or adulteration of the substance.
- We herewith confirm that the delivery is effected according to the technical delivery conditions agreed.
- Particular properties of the products or the suitability for a particular area of application are not assured.
- We guarantee a proper quality within our General Conditions of Sales.

Sigma-Aldrich Laborchemikalien GmbH
 Quality Management SA-LC

Reagent

LC537_PFOs2_00001

Certificate of Analysis

Inv 820
12LCMS 0579

Product Name: HEPTADEC AFLUORO OCTANESULFONIC ACID TETRAETHYLAMMONIUM SALT
98 %
Product Number: 365289
Product Brand: Aldrich
Molecular Formula: C₁₆H₂₀F₁₇NO₃S
Molecular Mass: 629.37
CAS Number: 56773-42-3

TEST	SPECIFICATION	LOT BCBF5116V RESULTS
APPEARANCE (COLOR)	OFF-WHITE TO WHITE	WHITE
APPEARANCE (FORM)	POWDER, LUMPS OR CHUNKS	POWDER WITH LUMPS
CARBON CONTENT	29.77 % - 31.29 %	30.52
INFRARED SPECTRUM	CONFORMS TO STRUCTURE	CONFORMS

QC RELEASE DATE 13/APR/11

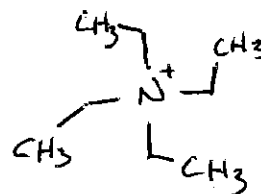
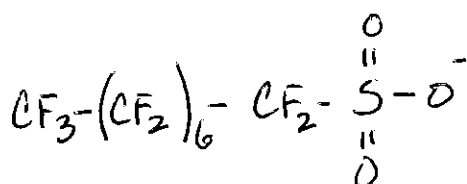
$$\text{Mw correction} = \frac{500.125}{629.37} = 0.7946$$

~~79.46%~~ det 7-26-12

E. Schwarzler

Purity + Mw Correction = 77.87%

Edeltraud Schwarzler, Manager
Quality Control
Buchs, Switzerland



	<u>C₈F₁₇SO₃H</u>	<u>C₈H₂₀N</u>
C = 12.011	96.088	96.088
F = 18.998	322.966	-
S = 32.066	32.066	-
O = 15.999	47.997	-
H = 1.008	1.008	20.160
N = 14.007	-	14.007
	<u>500.125</u>	<u>130.255</u> →

Sigma-Aldrich warrants, that its products conform to the information contained in this and other Sigma-Aldrich publications. Purchaser must determine the suitability of the product for its particular use. See reverse side of invoice for additional terms and conditions of sale. The values given on the 'Certificate of Analysis' are the results determined at the time of analysis.

Certificate of Origin

Product Name: Heptadecafluorooctanesulfonic acid tetraethylammonium salt
 98 %
Product Number: 365289
Product Brand: Aldrich
Lot: BCBF5116V
Molecular Formula: $C_{16}H_{20}F_{17}NO_3S$
Molecular Mass: 629.37
CAS Number: 56773-42-3
Date of Issue: 30-MAR-11

Country of Origin China

product is of synthetic origin	yes
only synthetic materials used in the manufacturing process	yes
compounds of animal origin used	no
genetically modified organisms used	no
allergenic materials used	no
procedures in place to avoid cross contamination with residue of animal, human, GMO or allergenes in manufacturing process	yes

Sigma-Aldrich has quality systems and procedures in place for monitoring the production process, traceability and batch consistency.

Document issued by Sigma-Aldrich Corporation "Sigma-Aldrich". This document is valid without signature and has been produced digitally.

This information is to be used for the purpose of determining animal or other biological origin only and not to be confused with "Country of Origin" for import/export purposes. Data provided on this document are property of Sigma-Aldrich.

This information is considered accurate and reliable as of the date appearing on the document and is presented in good faith.

Sigma-Aldrich shall not be held liable for any damage resulting from handling or from processing the above product(s). This document does not make any warranty, express or implied, of fitness for any particular use of the product(s). Purchaser must determine the suitability of the product(s) for its use under the applicable law and regulations.

For further questions please contact your local Sigma-Aldrich representative.

We are committed to the success of our Customers, Employees and Shareholders through leadership in Life Science, High Technology and Service.

Reagent

LCM2PFOA_00005

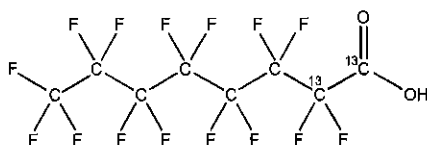


WELLINGTON LABORATORIES

CERTIFICATE OF ANALYSIS DOCUMENTATION

PRODUCT CODE: M2PFOA **LOT NUMBER:** M2PFOA0613
COMPOUND: Perfluoro-n-[1,2-¹³C₂]octanoic acid

STRUCTURE: **CAS #:** Not available



MOLECULAR FORMULA: ¹³C₂¹²C₆HF₁₅O₂ **MOLECULAR WEIGHT:** 416.05
CONCENTRATION: 50 ± 2.5 µg/ml **SOLVENT(S):** Methanol
 Water (<1%)
CHEMICAL PURITY: >98% **ISOTOPIC PURITY:** ≥99%¹³C
 (1,2-¹³C₂)
LAST TESTED: (mm/dd/yyyy) 06/19/2013
EXPIRY DATE: (mm/dd/yyyy) 06/19/2018
RECOMMENDED STORAGE: Store ampoule in a cool, dark place

DOCUMENTATION/ DATA ATTACHED:

Figure 1: LC/MS Data (TIC and Mass Spectrum)
 Figure 2: LC/MS/MS Data (Selected MRM Transitions)

ADDITIONAL INFORMATION:

- See page 2 for further details.
- Contains 4 mole eq. of NaOH to prevent conversion of the carboxylic acid to the methyl ester.

FOR LABORATORY USE ONLY: NOT FOR HUMAN OR DRUG USE

Certified By: _____


B.G. Chittim

Date: 07/16/2013
(mm/dd/yyyy)

Wellington Laboratories Inc., 345 Southgate Dr. Guelph ON N1G 3M5 CANADA
 519-822-2436 • Fax: 519-822-2849 • info@well-labs.com

INTENDED USE:

The products prepared by Wellington Laboratories Inc. are for laboratory use only. They are designed to be used as reference standards for the identification and/or quantification of specific chemical compound(s).

HAZARDS:

This product should only be used by qualified personnel familiar with its potential hazards and trained in the handling of hazardous chemicals. Due care should be exercised to prevent unnecessary human contact or ingestion. All procedures should be carried out in a well-functioning fume hood and suitable gloves, eye protection and clothing should be worn at all times. Waste should be disposed of according to national and regional regulations. Material Safety Data Sheets (MSDSs) are available upon request.

SYNTHESIS / CHARACTERIZATION:

Where possible, all of our products are synthesized using single-product, unambiguous routes. They are then characterized, and their structures and purities confirmed, using a combination of the most relevant techniques, such as NMR, GC/MS, LC/MS/MS, x-ray crystallography and melting point. Isotopic purities of mass-labelled compounds are also confirmed using HRGC/HRMS and/or LC/MS/MS.

HOMOGENEITY:

Prior to solution preparation, crystalline material is tested for homogeneity using a variety of techniques (as stated above) and its solubility in a given diluent is taken into consideration. Duplicate solutions of a new product are prepared from the same crystalline lot and, after the addition of an appropriate internal standard, they are compared by GC/MS and/or LC/MS/MS. The relative response factors of the analyte of interest in each solution are required to be <5% RSD. New solution lots of existing products are compared to older lots in the same manner, which further confirms the homogeneity of the crystalline material as well as the stability and homogeneity of the solutions in the storage containers.

UNCERTAINTY:

The maximum combined relative standard uncertainty of our reference standard solutions is calculated using the following equation:

The combined relative standard uncertainty, $u_c(y)$, of a value y and the uncertainty of the independent parameters x_1, x_2, \dots, x_n on which it depends is:

$$u_c(y(x_1, x_2, \dots, x_n)) = \sqrt{\sum_{i=1}^n u(y, x_i)^2}$$

where x is expressed as a relative standard uncertainty of the individual parameter.

The individual uncertainties taken into account include those associated with weights (calibration of the balance) and volumes (calibration of the volumetric glassware). An expanded maximum combined percent relative uncertainty of $\pm 5\%$ (calculated with a coverage factor of 2 and a level of confidence of 95%) is stated on the Certificate of Analysis for all our products.

TRACEABILITY:

All reference standard solutions are traceable to specific crystalline lots. The microbalances used for solution preparation are regularly tested by an external, ISO/IEC 17025:2005 accredited calibration company. In addition, their calibration is verified prior to each weighing using NIST and/or NRC traceable external weights. All volumetric glassware used is of Class A tolerance and has been tested according to the appropriate ASTM procedures, which are ultimately traceable to NIST. For certain products, traceability to international interlaboratory studies has also been established.

EXPIRY DATE / PERIOD OF VALIDITY:

Ongoing stability studies of this product have demonstrated stability in its composition and concentration for the period of time specified by the expiry date in the unopened ampoule. Monitoring for any degradation or change in concentration of the listed analyte(s) is performed on a routine basis.

LIMITED WARRANTY:

At the time of shipment, all products are warranted to be free of defects in material and workmanship and to conform to the stated technical and purity specifications.

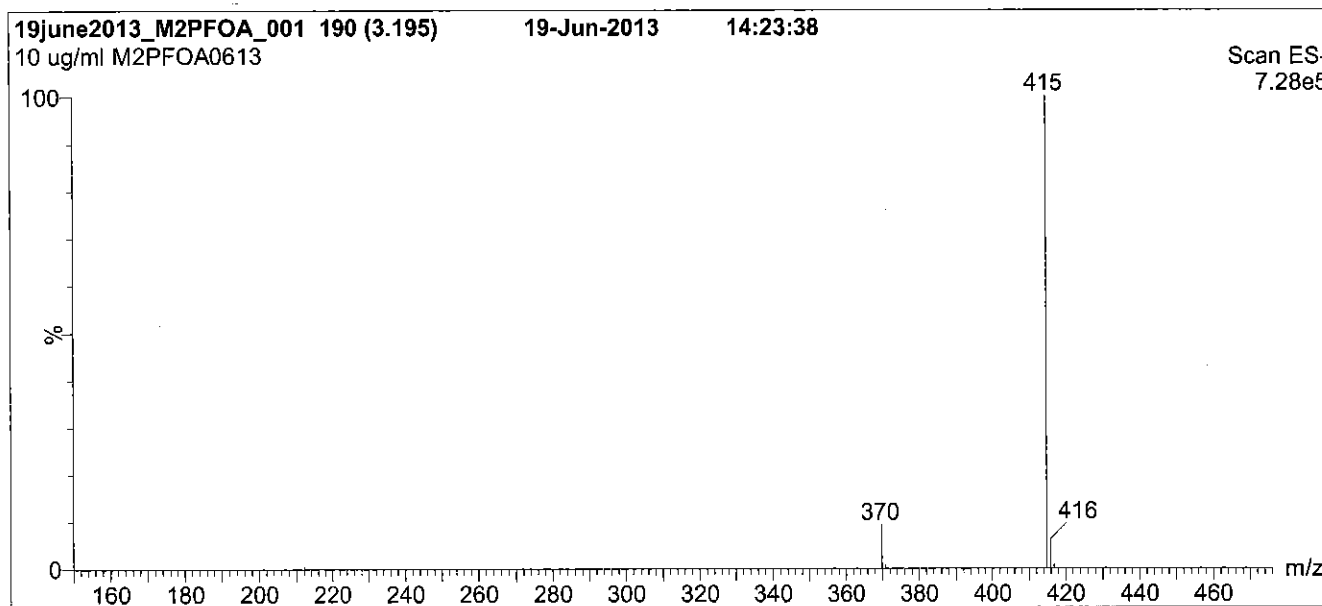
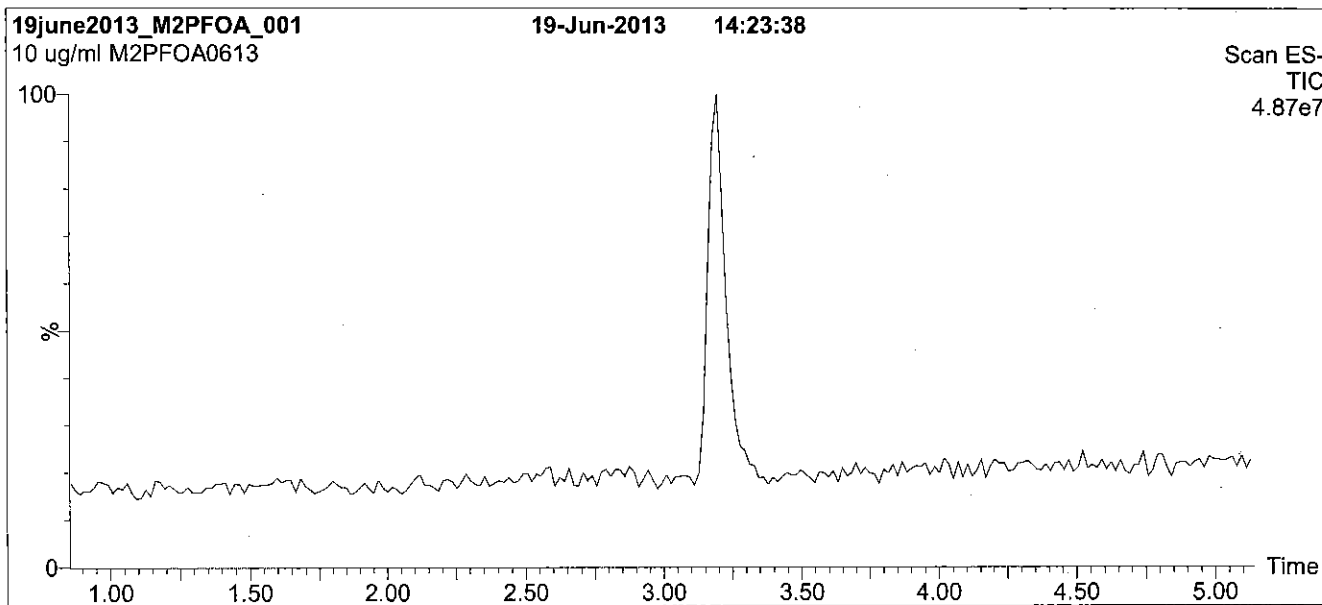
QUALITY MANAGEMENT:

This product was produced using a Quality Management System registered to ISO 9001:2008 by SAI Global, ISO/IEC 17025:2005 by the Canadian Association for Laboratory Accreditation Inc. (CALA; A 1226), and ISO GUIDE 34:2009 by ACLASS (certificate number AR-1523).



For additional information or assistance concerning this or any other products from Wellington Laboratories Inc., please visit our website at www.well-labs.com or contact us directly at info@well-labs.com

Figure 1: M2PFOA; LC/MS Data (TIC and Mass Spectrum)



Conditions for Figure 1:

LC: Waters Acquity Ultra Performance LC
MS: Micromass Quattro *micro* API MS

Chromatographic Conditions

Column: Acquity UPLC BEH Shield RP₁₈
 1.7 μ m, 2.1 x 100 mm

Mobile phase: Gradient
 Start: 50% (80:20 MeOH:ACN) / 50% H₂O
 (both with 10 mM NH₄OAc buffer)
 Ramp to 90% organic over 7 min and hold for 1.5 min
 before returning to initial conditions in 0.5 min.
 Time: 10 min

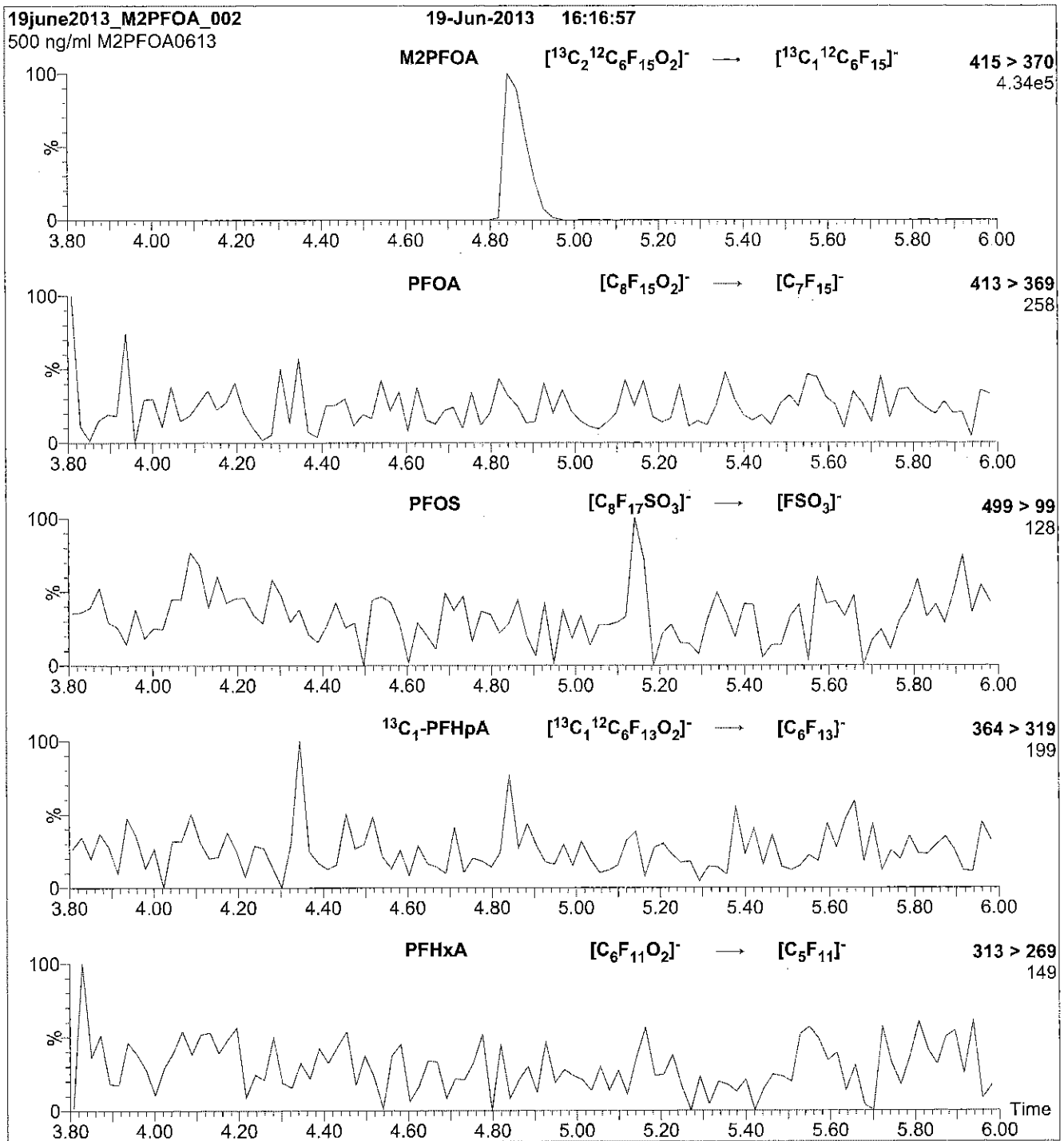
Flow: 300 μ l/min

MS Parameters

Experiment: Full Scan (150 - 850 amu)

Source: Electrospray (negative)
 Capillary Voltage (kV) = 2.00
 Cone Voltage (V) = 15.00
 Cone Gas Flow (l/hr) = 100
 Desolvation Gas Flow (l/hr) = 750

Figure 2: M2PFOA; LC/MS/MS Data (Selected MRM Transitions)



Conditions for Figure 2:

Injection: Direct loop injection
10 μl (500 ng/ml M2PFOA)

Mobile phase: Isocratic 80% (80:20 MeOH:ACN) / 20% H_2O
(both with 10 mM NH_4OAc buffer)

Flow: 300 $\mu\text{l}/\text{min}$

MS Parameters

Collision Gas (mbar) = 3.66e-3
Collision Energy (eV) = 11

Reagent

LCMPFDA_00008



605243

ID: LCMPFDA_00008

Exp: 08/19/20 Pptd: CBW

13C2-Perfluorodecanoic acid

Rec. 3/29/16 JEB ✓



WELLINGTON
LABORATORIES

CERTIFICATE OF ANALYSIS
DOCUMENTATION

PRODUCT CODE:

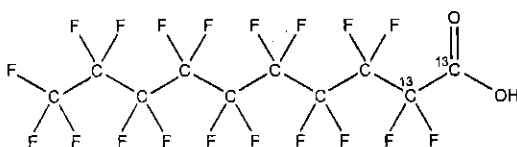
MPFDA

LOT NUMBER:

MPFDA0815

COMPOUND:Perfluoro-n-[1,2-¹³C₂]decanoic acid**STRUCTURE:****CAS #:**

Not available

**MOLECULAR FORMULA:**¹³C₂¹²C₈HF₁₉O₂**MOLECULAR WEIGHT:**

516.07

CONCENTRATION:

50 ± 2.5 µg/ml

SOLVENT(S):

Methanol

Water (<1%)

CHEMICAL PURITY:

>98%

ISOTOPIC PURITY:≥99% ¹³C**LAST TESTED:** (mm/dd/yyyy)

08/19/2015

(1,2-¹³C₂)**EXPIRY DATE:** (mm/dd/yyyy)

08/19/2020

RECOMMENDED STORAGE:

Store ampoule in a cool, dark place

DOCUMENTATION/ DATA ATTACHED:

Figure 1: LC/MS Data (TIC and Mass Spectrum)

Figure 2: LC/MS/MS Data (Selected MRM Transitions)

ADDITIONAL INFORMATION:

- See page 2 for further details.
- Contains 4 mole eq. of NaOH to prevent conversion of the carboxylic acid to the methyl ester.
- Contains < 0.1% of ¹³C₁-PFNA.

FOR LABORATORY USE ONLY: NOT FOR HUMAN OR DRUG USE

Certified By:

B.G. Chittim

Date:

08/21/2015

(mm/dd/yyyy)

Wellington Laboratories Inc., 345 Southgate Dr. Guelph ON N1G 3M5 CANADA
519-822-2436 • Fax: 519-822-2849 • info@well-labs.com

INTENDED USE:

The products prepared by Wellington Laboratories Inc. are for laboratory use only. This certified reference material (CRM) was designed to be used as a standard for the identification and/or quantification of the specific chemical compound it contains.

HAZARDS:

This product should only be used by qualified personnel familiar with its potential hazards and trained in the handling of hazardous chemicals. Due care should be exercised to prevent unnecessary human contact or ingestion. All procedures should be carried out in a well-functioning fume hood and suitable gloves, eye protection, and clothing should be worn at all times. Waste should be disposed of according to national and regional regulations. Safety Data Sheets (SDSs) are available upon request.

SYNTHESIS / CHARACTERIZATION:

Where possible, all of our products are synthesized using single-product unambiguous routes. They are then characterized, and their structures and purities confirmed, using a combination of the most relevant techniques, such as NMR, GC/MS, LC/MS/MS, SFC/UV/MS/MS, x-ray crystallography, and melting point. Isotopic purities of mass-labelled compounds are also confirmed using HRGC/HRMS and/or LC/MS/MS.

HOMOGENEITY:

Prior to solution preparation, crystalline material is tested for homogeneity using a variety of techniques (as stated above) and its solubility in a given diluent is taken into consideration. Duplicate solutions of a new product are prepared from the same crystalline lot and, after the addition of an appropriate internal standard, they are compared by GC/MS, LC/MS/MS and/or SFC/UV/MS/MS. The relative response factors of the analyte of interest in each solution are required to be <5% RSD. New solution lots of existing products are compared to older lots in the same manner, which further confirms the homogeneity of the crystalline material as well as the stability and homogeneity of the solutions in the storage containers.

UNCERTAINTY:

The maximum combined relative standard uncertainty of our reference standard solutions is calculated using the following equation:

The combined relative standard uncertainty, $u_c(y)$, of a value y and the uncertainty of the independent parameters x_1, x_2, \dots, x_n on which it depends is:

$$u_c(y(x_1, x_2, \dots, x_n)) = \sqrt{\sum_{i=1}^n u(y, x_i)^2}$$

where x is expressed as a relative standard uncertainty of the individual parameter.

The individual uncertainties taken into account include those associated with weights (calibration of the balance) and volumes (calibration of the volumetric glassware). An expanded maximum combined percent relative uncertainty of $\pm 5\%$ (calculated with a coverage factor of 2 and a level of confidence of 95%) is stated on the Certificate of Analysis for all of our products.

TRACEABILITY:

All reference standard solutions are traceable to specific crystalline lots. The microbalances used for solution preparation are regularly tested by an external ISO/IEC 17025 accredited calibration company. In addition, their calibration is verified prior to each weighing using NIST and/or NRC traceable external weights. All volumetric glassware used is of Class A tolerance and has been tested according to the appropriate ASTM procedures, which are ultimately traceable to NIST. For certain products, traceability to international interlaboratory studies has also been established.

EXPIRY DATE / PERIOD OF VALIDITY:

Ongoing stability studies of this product have demonstrated stability in its composition and concentration, until the specified expiry date, in the unopened ampoule. Monitoring for any degradation or change in concentration of the listed analyte(s) is performed on a routine basis.

LIMITED WARRANTY:

At the time of shipment, all products are warranted to be free of defects in material and workmanship and to conform to the stated technical and purity specifications.

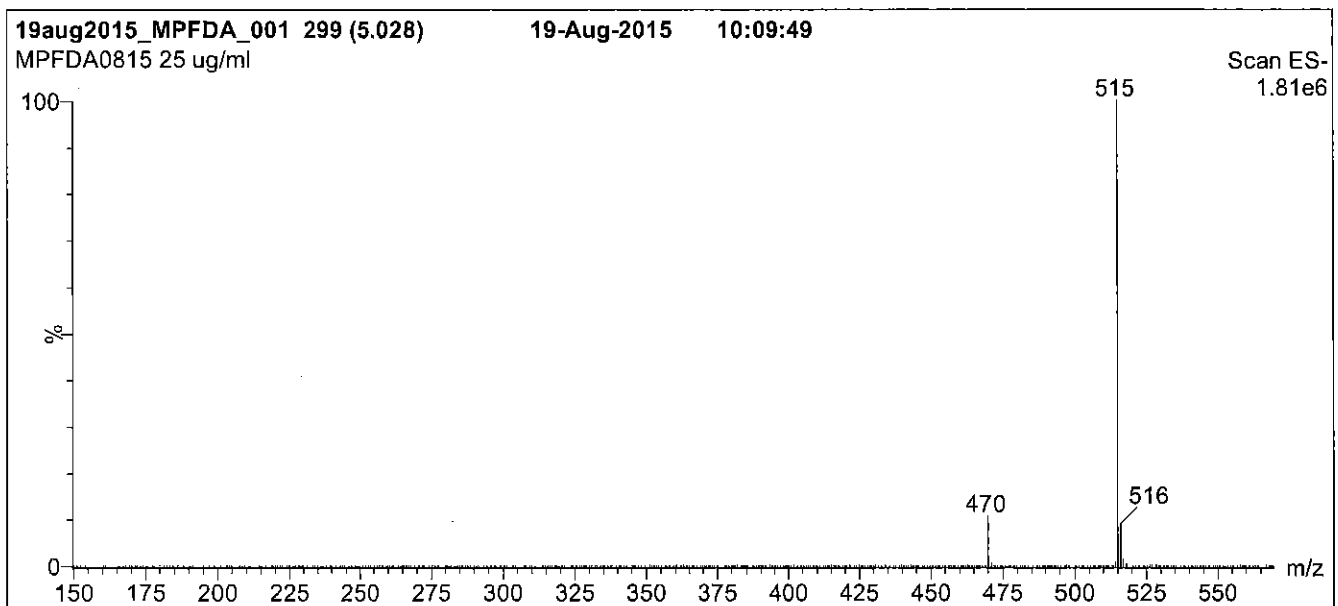
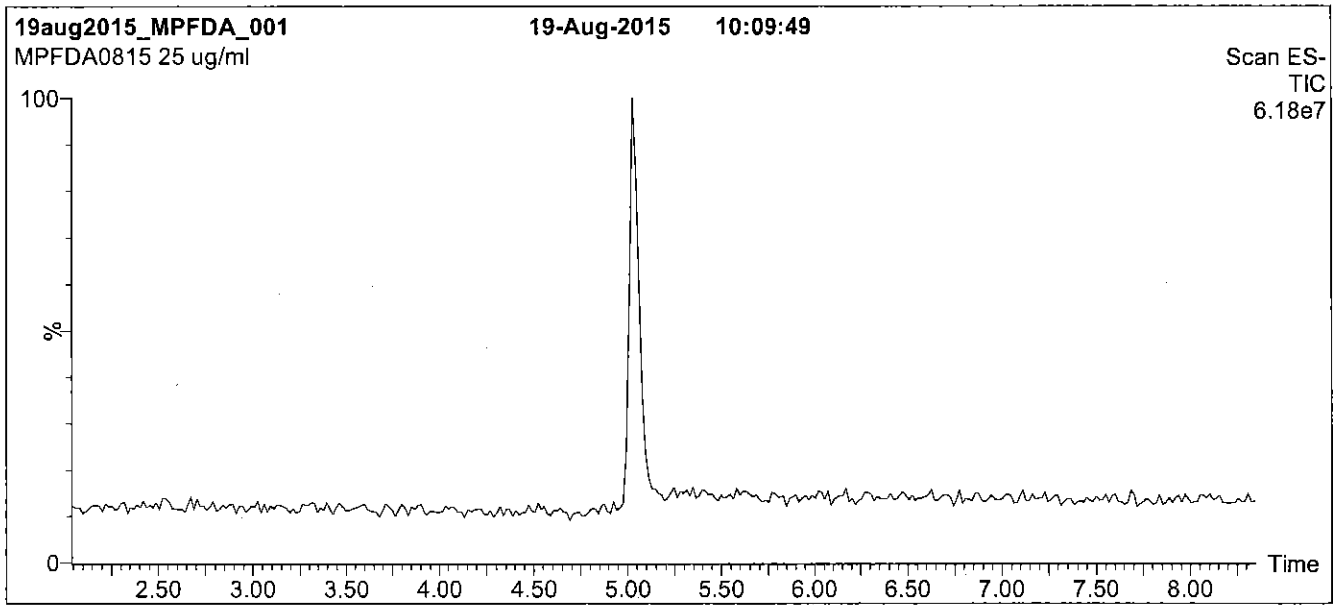
QUALITY MANAGEMENT:

This product was produced using a Quality Management System registered to the latest versions of ISO 9001 by SAI Global, ISO/IEC 17025 by the Canadian Association for Laboratory Accreditation Inc. (CALA; A 1226), and ISO GUIDE 34 by ANSI-ASQ National Accreditation Board (ANAB; AR-1523).



For additional information or assistance concerning this or any other products from Wellington Laboratories Inc., please visit our website at www.well-labs.com or contact us directly at info@well-labs.com

Figure 1: MPFDA; LC/MS Data (TIC and Mass Spectrum)



Conditions for Figure 1:

LC: Waters Acquity Ultra Performance LC
MS: Micromass Quattro *micro* API MS

Chromatographic Conditions

Column: Acquity UPLC BEH Shield RP₁₈
1.7 μ m, 2.1 x 100 mm

Mobile phase: Gradient
Start: 50% (80:20 MeOH:ACN) / 50% H₂O
(both with 10 mM NH₄OAc buffer)
Ramp to 90% organic over 7 min and hold for 2 min
before returning to initial conditions in 0.5 min.
Time: 10 min

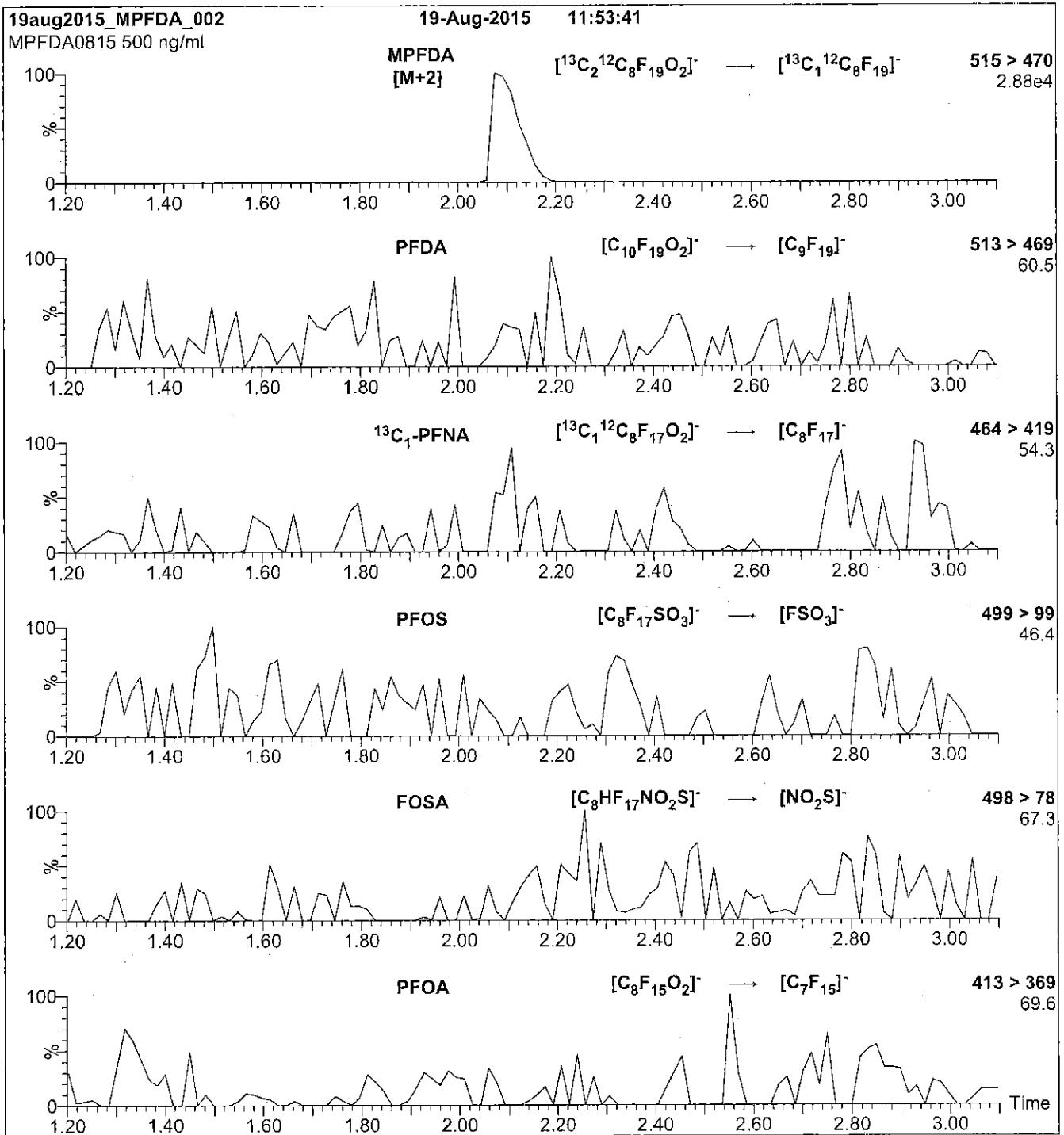
Flow: 300 μ l/min

MS Parameters

Experiment: Full Scan (150 - 850 amu)

Source: Electrospray (negative)
Capillary Voltage (kV) = 2.00
Cone Voltage (V) = 15.00
Cone Gas Flow (l/hr) = 50
Desolvation Gas Flow (l/hr) = 750

Figure 2: MPFDA; LC/MS/MS Data (Selected MRM Transitions)



Conditions for Figure 2:

Injection: Direct loop injection
 10 μ l (500 ng/ml MPFDA)

Mobile phase: Isocratic 80% (80:20 MeOH:ACN) / 20% H₂O
 (both with 10 mM NH₄OAc buffer)

Flow: 300 μ l/min

MS Parameters

Collision Gas (mbar) = 3.35e-3
 Collision Energy (eV) = 13

Reagent

LCMPFDA_00012

R: SBC 12/21/16



814255

ID: LCMFDA_00012

Exp: 09/30/21 Prpd: SBC

13C2-Perfluorodecanoic a

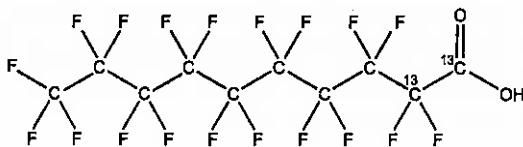


WELLINGTON LABORATORIES

CERTIFICATE OF ANALYSIS DOCUMENTATION

PRODUCT CODE: MPFDA **LOT NUMBER:** MPFDA0916
COMPOUND: Perfluoro-n-[1,2-¹³C₂]decanoic acid

STRUCTURE: **CAS #:** Not available



MOLECULAR FORMULA: ¹³C₂¹²C₈HF₁₉O₂
CONCENTRATION: 50 ± 2.5 µg/ml

MOLECULAR WEIGHT: 516.07
SOLVENT(S): Methanol
Water (<1%)

CHEMICAL PURITY: >98%
LAST TESTED: (mm/dd/yyyy) 09/30/2016
EXPIRY DATE: (mm/dd/yyyy) 09/30/2021

ISOTOPIC PURITY: ≥99% ¹³C
(1,2-¹³C₂)

RECOMMENDED STORAGE: Store ampoule in a cool, dark place


DOCUMENTATION/ DATA ATTACHED:

- Figure 1: LC/MS Data (TIC and Mass Spectrum)
- Figure 2: LC/MS/MS Data (Selected MRM Transitions)

ADDITIONAL INFORMATION:

- See page 2 for further details.
- Contains 4 mole eq. of NaOH to prevent conversion of the carboxylic acid to the methyl ester.
- Contains < 0.1% of ¹³C₁-PFNA.

FOR LABORATORY USE ONLY: NOT FOR HUMAN OR DRUG USE

Certified By: 
B.G. Chrftim **Date:** 10/07/2016
(mm/dd/yyyy)

Wellington Laboratories Inc., 345 Southgate Dr. Guelph ON N1G 3M5 CANADA
519-822-2436 • Fax: 519-822-2849 • info@well-labs.com

INTENDED USE:

The products prepared by Wellington Laboratories Inc. are for laboratory use only. This certified reference material (CRM) was designed to be used as a standard for the identification and/or quantification of the specific chemical compound it contains.

HAZARDS:

This product should only be used by qualified personnel familiar with its potential hazards and trained in the handling of hazardous chemicals. Due care should be exercised to prevent unnecessary human contact or ingestion. All procedures should be carried out in a well-functioning fume hood and suitable gloves, eye protection, and clothing should be worn at all times. Waste should be disposed of according to national and regional regulations. Safety Data Sheets (SDSs) are available upon request.

SYNTHESIS / CHARACTERIZATION:

Where possible, all of our products are synthesized using single-product unambiguous routes. They are then characterized, and their structures and purities confirmed, using a combination of the most relevant techniques, such as NMR, GC/MS, LC/MS/MS, SFC/UV/MS/MS, x-ray crystallography, and melting point. Isotopic purities of mass-labelled compounds are also confirmed using HRGC/HRMS and/or LC/MS/MS.

HOMOGENEITY:

Prior to solution preparation, crystalline material is tested for homogeneity using a variety of techniques (as stated above) and its solubility in a given diluent is taken into consideration. Duplicate solutions of a new product are prepared from the same crystalline lot and, after the addition of an appropriate internal standard, they are compared by GC/MS, LC/MS/MS and/or SFC/UV/MS/MS. The relative response factors of the analyte of interest in each solution are required to be <5% RSD. New solution lots of existing products are compared to older lots in the same manner, which further confirms the homogeneity of the crystalline material as well as the stability and homogeneity of the solutions in the storage containers.

UNCERTAINTY:

The maximum combined relative standard uncertainty of our reference standard solutions is calculated using the following equation:

The combined relative standard uncertainty, $u_c(y)$, of a value y and the uncertainty of the independent parameters x_1, x_2, \dots, x_n on which it depends is:

$$u_c(y(x_1, x_2, \dots, x_n)) = \sqrt{\sum_{i=1}^n u(y, x_i)^2}$$

where x is expressed as a relative standard uncertainty of the individual parameter.

The individual uncertainties taken into account include those associated with weights (calibration of the balance) and volumes (calibration of the volumetric glassware). An expanded maximum combined percent relative uncertainty of $\pm 5\%$ (calculated with a coverage factor of 2 and a level of confidence of 95%) is stated on the Certificate of Analysis for all of our products.

TRACEABILITY:

All reference standard solutions are traceable to specific crystalline lots. The microbalances used for solution preparation are regularly tested by an external ISO/IEC 17025 accredited calibration company. In addition, their calibration is verified prior to each weighing using NIST and/or NRC traceable external weights. All volumetric glassware used is of Class A tolerance and has been tested according to the appropriate ASTM procedures, which are ultimately traceable to NIST. For certain products, traceability to international interlaboratory studies has also been established.

EXPIRY DATE / PERIOD OF VALIDITY:

Ongoing stability studies of this product have demonstrated stability in its composition and concentration, until the specified expiry date, in the unopened ampoule. Monitoring for any degradation or change in concentration of the listed analyte(s) is performed on a routine basis.

LIMITED WARRANTY:

At the time of shipment, all products are warranted to be free of defects in material and workmanship and to conform to the stated technical and purity specifications.

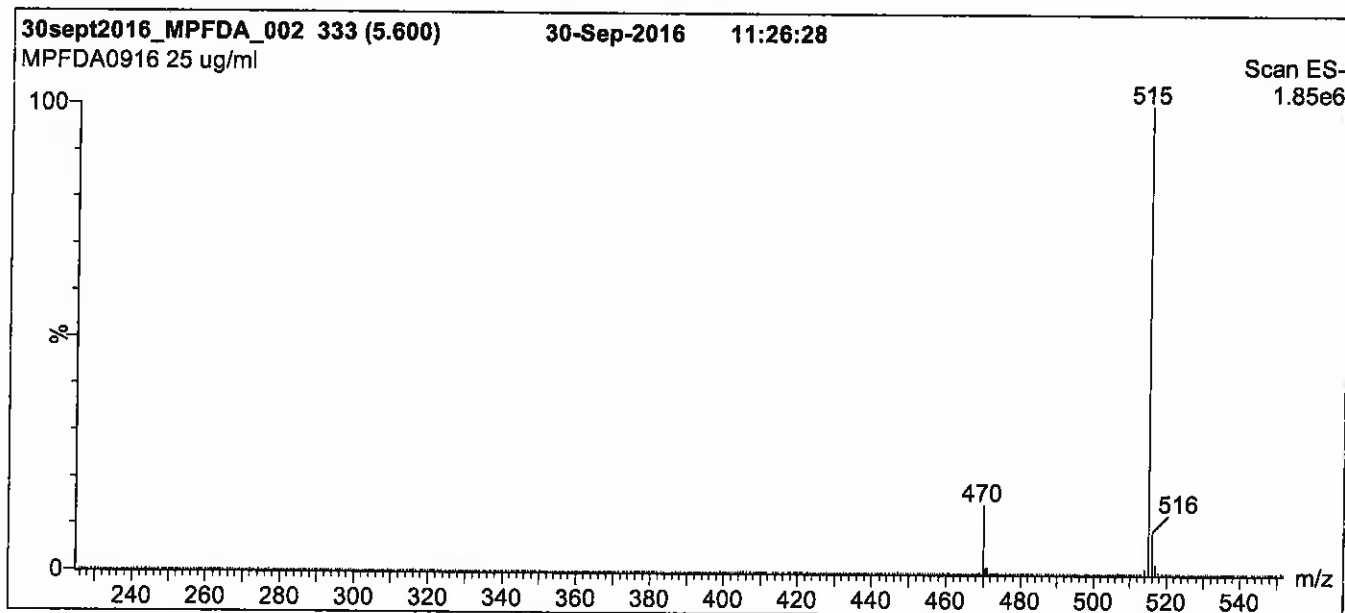
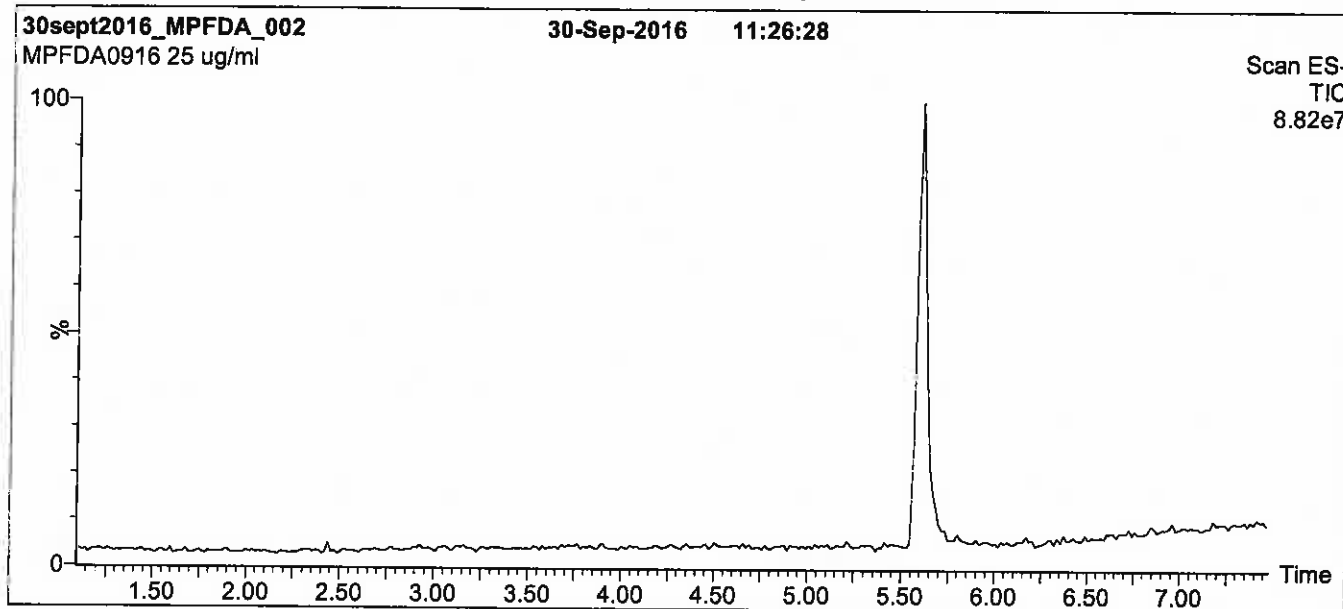
QUALITY MANAGEMENT:

This product was produced using a Quality Management System registered to the latest versions of ISO 9001 by SAI Global, ISO/IEC 17025 by the Canadian Association for Laboratory Accreditation Inc. (CALA; A 1226), and ISO GUIDE 34 by ANSI-ASQ National Accreditation Board (ANAB; AR-1523).



For additional information or assistance concerning this or any other products from Wellington Laboratories Inc., please visit our website at www.well-labs.com or contact us directly at info@well-labs.com

Figure 1: MPFDA; LC/MS Data (TIC and Mass Spectrum)



Conditions for Figure 1:

LC: Waters Acquity Ultra Performance LC
MS: Micromass Quattro *micro* API MS

Chromatographic Conditions

Column: Acquity UPLC BEH Shield RP₁₈
1.7 μ m, 2.1 x 100 mm

Mobile phase: Gradient
Start: 50% (80:20 MeOH:ACN) / 50% H₂O
(both with 10 mM NH₄OAc buffer)
Ramp to 90% organic over 7 min and hold for 1.5 min
before returning to initial conditions in 0.5 min.
Time: 10 min

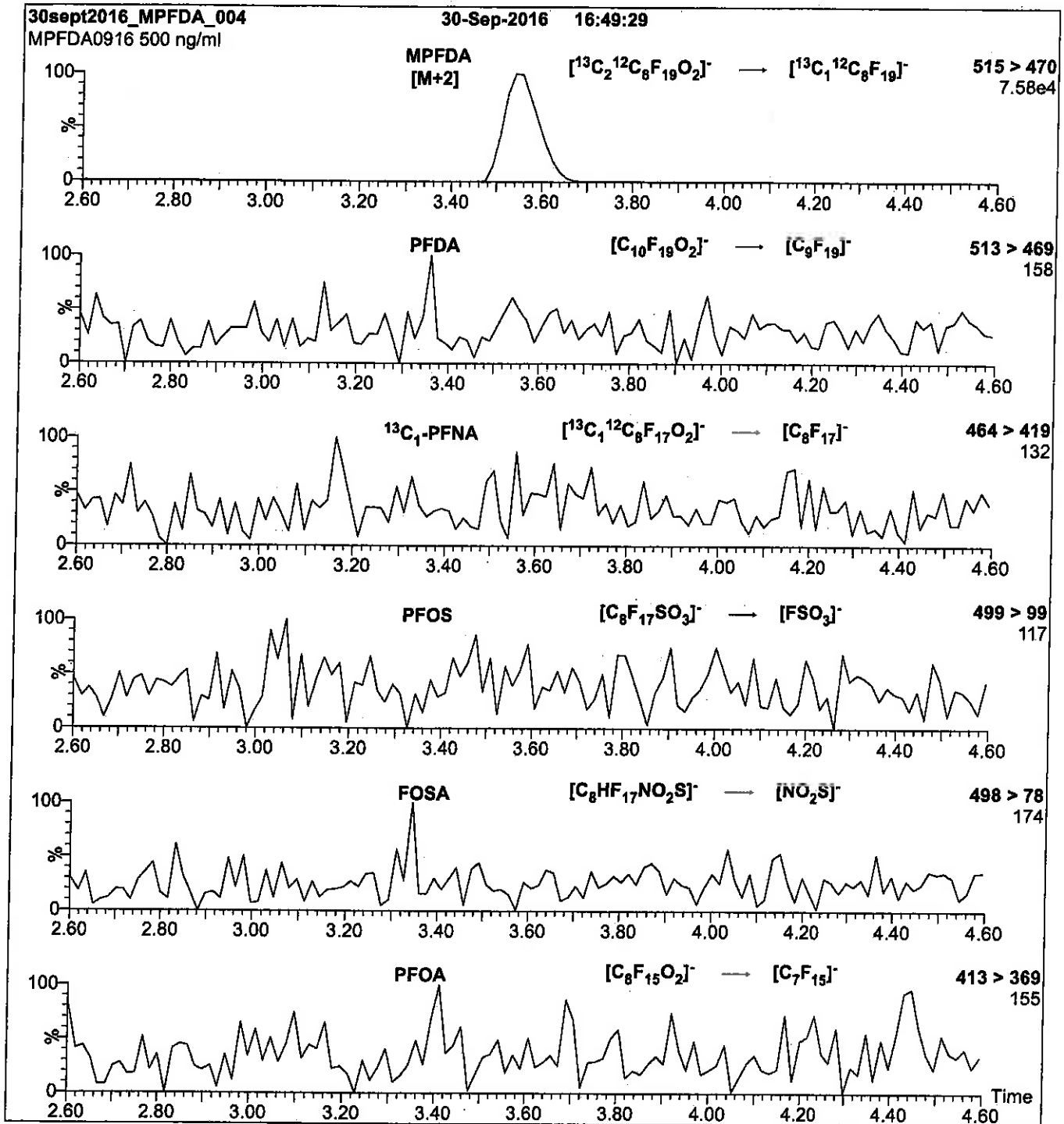
Flow: 300 μ l/min

MS Parameters

Experiment: Full Scan (225 - 850 amu)

Source: Electrospray (negative)
Capillary Voltage (kV) = 2.00
Cone Voltage (V) = 15.00
Cone Gas Flow (l/hr) = 50
Desolvation Gas Flow (l/hr) = 750

Figure 2: MPFDA; LC/MS/MS Data (Selected MRM Transitions)



Conditions for Figure 2:

Injection: Direct loop injection
10 μ l (500 ng/ml MPFDA)

Mobile phase: Isocratic 80% (80:20 MeOH:ACN) / 20% H₂O
(both with 10 mM NH₄OAc buffer)

Flow: 300 μ l/min

MS Parameters

Collision Gas (mbar) = 3.31e-3
Collision Energy (eV) = 13

Reagent

LCMPFHxA_00009



605244
 ID: LCMPFHxA_00009
 Exp: 04/09/20 Prpd: CBW
¹³C₂-Perfluorohexanoic ac

Rec. 3/29/16 JRB ✓



WELLINGTON LABORATORIES

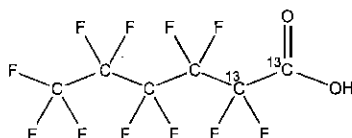
CERTIFICATE OF ANALYSIS DOCUMENTATION

PRODUCT CODE: MPFHxA
COMPOUND: Perfluoro-n-[1,2-¹³C₂]hexanoic acid

LOT NUMBER: MPFHxA0415

STRUCTURE:

CAS #: Not available



MOLECULAR FORMULA: ¹³C₂¹²C₄HF₁₁O₂
CONCENTRATION: 50 ± 2.5 µg/ml

MOLECULAR WEIGHT: 316.04
SOLVENT(S): Methanol
 Water (<1%)

CHEMICAL PURITY: >98%
LAST TESTED: (mm/dd/yyyy) 04/09/2015

ISOTOPIC PURITY: ≥99%¹³C
 (1,2-¹³C₂)

EXPIRY DATE: (mm/dd/yyyy) 04/09/2020

RECOMMENDED STORAGE: Store ampoule in a cool, dark place

DOCUMENTATION/ DATA ATTACHED:

Figure 1: LC/MS Data (TIC and Mass Spectrum)
 Figure 2: LC/MS/MS Data (Selected MRM Transitions)

ADDITIONAL INFORMATION:

- See page 2 for further details.
- Contains 4 mole eq. of NaOH to prevent conversion of the carboxylic acid to the methyl ester.
- Contains < 0.1% of perfluoro-n-hexanoic acid and ~ 0.3% of perfluoro-n-octanoic acid.

FOR LABORATORY USE ONLY: NOT FOR HUMAN OR DRUG USE

Certified By:
 B.G. Chittim

Date: 04/14/2015
 (mm/dd/yyyy)

Wellington Laboratories Inc., 345 Southgate Dr. Guelph ON N1G 3M5 CANADA
 519-822-2436 • Fax: 519-822-2849 • info@well-labs.com

INTENDED USE:

The products prepared by Wellington Laboratories Inc. are for laboratory use only. This certified reference material (CRM) was designed to be used as a standard for the identification and/or quantification of the specific chemical compound it contains.

HAZARDS:

This product should only be used by qualified personnel familiar with its potential hazards and trained in the handling of hazardous chemicals. Due care should be exercised to prevent unnecessary human contact or ingestion. All procedures should be carried out in a well-functioning fume hood and suitable gloves, eye protection, and clothing should be worn at all times. Waste should be disposed of according to national and regional regulations. Safety Data Sheets (SDSs) are available upon request.

SYNTHESIS / CHARACTERIZATION:

Where possible, all of our products are synthesized using single-product unambiguous routes. They are then characterized, and their structures and purities confirmed, using a combination of the most relevant techniques, such as NMR, GC/MS, LC/MS/MS, SFC/UV/MS/MS, x-ray crystallography, and melting point. Isotopic purities of mass-labelled compounds are also confirmed using HRGC/HRMS and/or LC/MS/MS.

HOMOGENEITY:

Prior to solution preparation, crystalline material is tested for homogeneity using a variety of techniques (as stated above) and its solubility in a given diluent is taken into consideration. Duplicate solutions of a new product are prepared from the same crystalline lot and, after the addition of an appropriate internal standard, they are compared by GC/MS, LC/MS/MS and/or SFC/UV/MS/MS. The relative response factors of the analyte of interest in each solution are required to be <5% RSD. New solution lots of existing products are compared to older lots in the same manner, which further confirms the homogeneity of the crystalline material as well as the stability and homogeneity of the solutions in the storage containers.

UNCERTAINTY:

The maximum combined relative standard uncertainty of our reference standard solutions is calculated using the following equation:

The combined relative standard uncertainty, $u_c(y)$, of a value y and the uncertainty of the independent parameters x_1, x_2, \dots, x_n on which it depends is:

$$u_c(y(x_1, x_2, \dots, x_n)) = \sqrt{\sum_{i=1}^n u(y, x_i)^2}$$

where x is expressed as a relative standard uncertainty of the individual parameter.

The individual uncertainties taken into account include those associated with weights (calibration of the balance) and volumes (calibration of the volumetric glassware). An expanded maximum combined percent relative uncertainty of $\pm 5\%$ (calculated with a coverage factor of 2 and a level of confidence of 95%) is stated on the Certificate of Analysis for all of our products.

TRACEABILITY:

All reference standard solutions are traceable to specific crystalline lots. The microbalances used for solution preparation are regularly tested by an external ISO/IEC 17025 accredited calibration company. In addition, their calibration is verified prior to each weighing using NIST and/or NRC traceable external weights. All volumetric glassware used is of Class A tolerance and has been tested according to the appropriate ASTM procedures, which are ultimately traceable to NIST. For certain products, traceability to international interlaboratory studies has also been established.

EXPIRY DATE / PERIOD OF VALIDITY:

Ongoing stability studies of this product have demonstrated stability in its composition and concentration, until the specified expiry date, in the unopened ampoule. Monitoring for any degradation or change in concentration of the listed analyte(s) is performed on a routine basis.

LIMITED WARRANTY:

At the time of shipment, all products are warranted to be free of defects in material and workmanship and to conform to the stated technical and purity specifications.

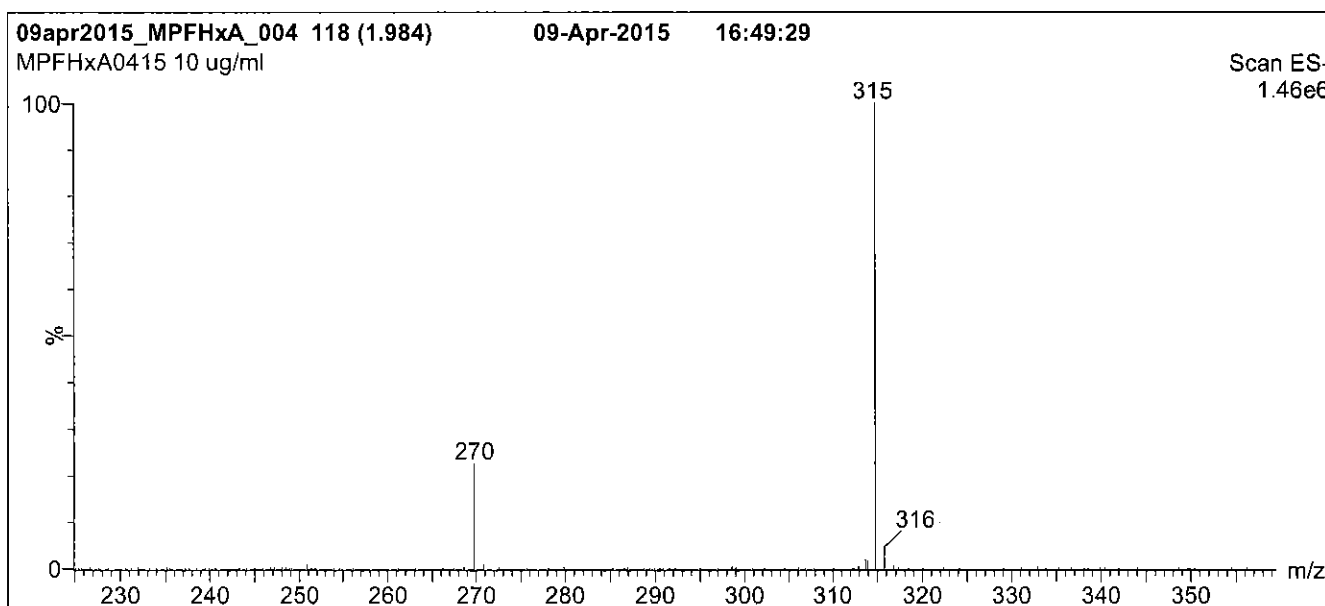
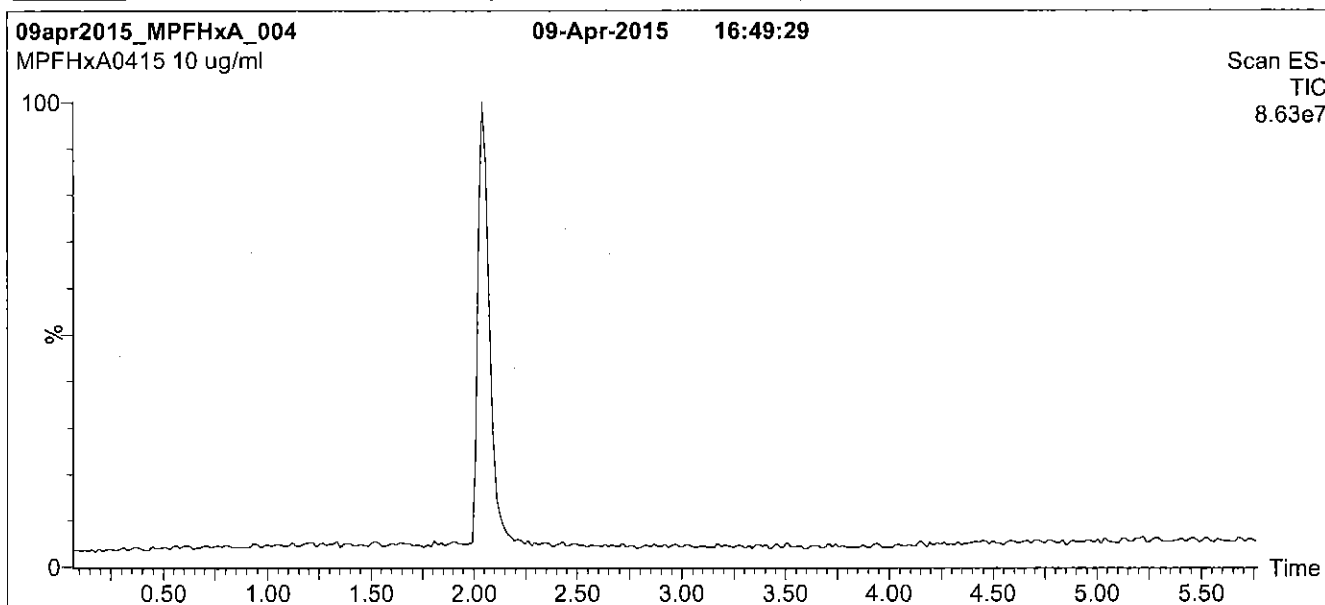
QUALITY MANAGEMENT:

This product was produced using a Quality Management System registered to the latest versions of ISO 9001 by SAI Global, ISO/IEC 17025 by the Canadian Association for Laboratory Accreditation Inc. (CALA; A 1226), and ISO GUIDE 34 by ANSI-ASQ National Accreditation Board (ANAB; AR-1523).



For additional information or assistance concerning this or any other products from Wellington Laboratories Inc., please visit our website at www.well-labs.com or contact us directly at info@well-labs.com

Figure 1: MPFHxA; LC/MS Data (TIC and Mass Spectrum)



Conditions for Figure 1:

LC: Waters Acquity Ultra Performance LC
MS: Micromass Quattro *micro* API MS

Chromatographic Conditions

Column: Acquity UPLC BEH Shield RP₁₈
1.7 μ m, 2.1 x 100 mm

Mobile phase: Gradient
Start: 50% (80:20 MeOH:ACN) / 50% H₂O
(both with 10 mM NH₄OAc buffer)
Ramp to 90% organic over 7 min and hold for 2 min
before returning to initial conditions over 0.5 min.
Time: 10 min

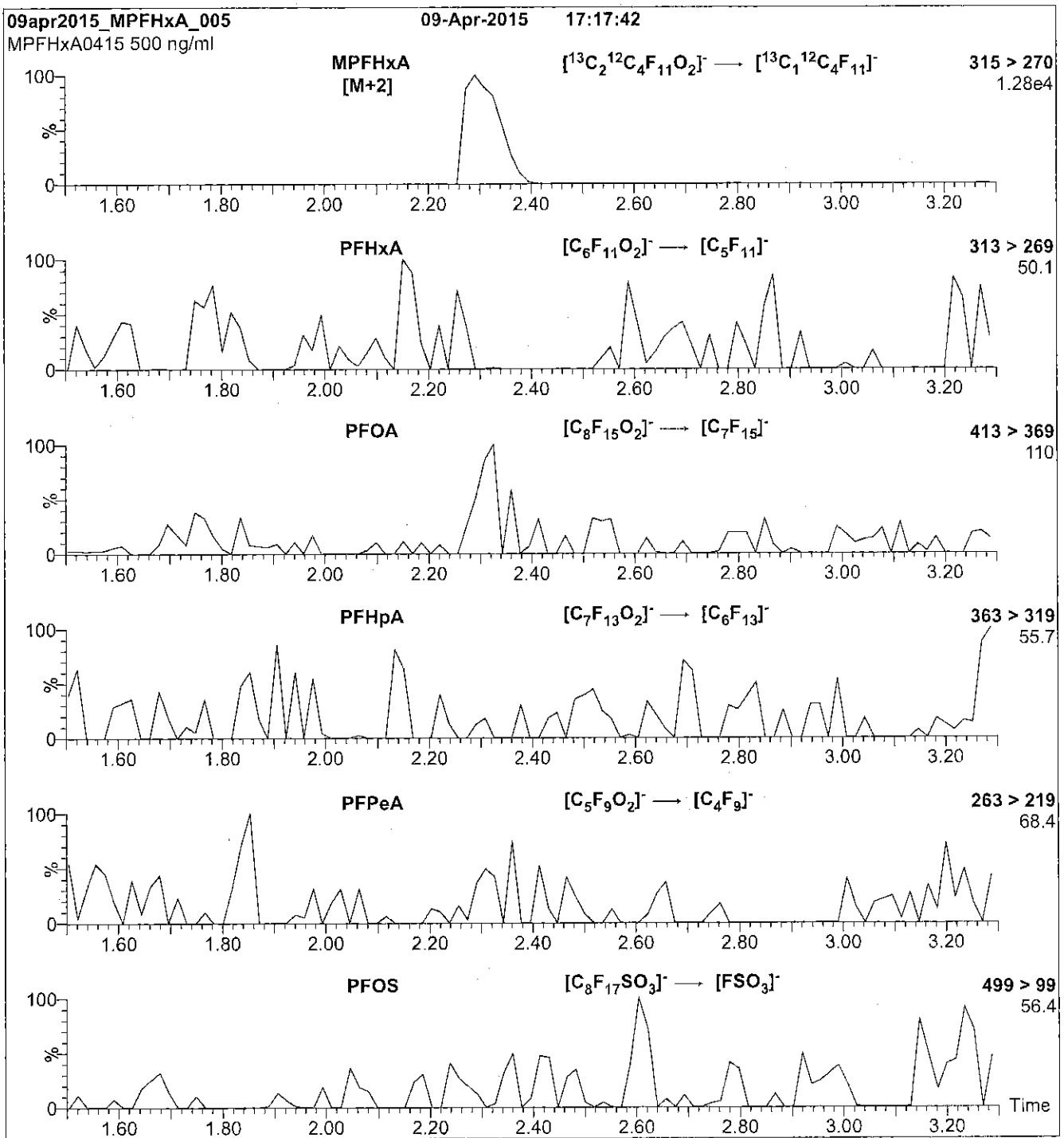
Flow: 300 μ l/min

MS Parameters

Experiment: Full Scan (225 - 850 amu)

Source: Electrospray (negative)
Capillary Voltage (kV) = 2.00
Cone Voltage (V) = 15.00
Cone Gas Flow (l/hr) = 100
Desolvation Gas Flow (l/hr) = 750

Figure 2: MPFHxA; LC/MS/MS Data (Selected MRM Transitions)



Conditions for Figure 2:

Injection: Direct loop injection
10 μ l (500 ng/ml MPFHxA)

Mobile phase: Isocratic 80% (80:20 MeOH:ACN) / 20% H₂O
(both with 10 mM NH₄OAc buffer)

Flow: 300 μ l/min

MS Parameters

Collision Gas (mbar) = 3.20e-3
Collision Energy (eV) = 10

Reagent

LCMPFHxA_00013

R: SBC 12/21/16



814258

ID: LCMPFHxA_00013

Exp: 04/08/21 Prod: SBC

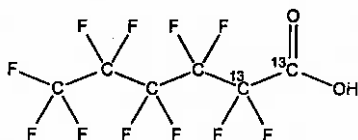
¹³C2-Perfluorohexanoic ac



WELLINGTON LABORATORIES

CERTIFICATE OF ANALYSIS DOCUMENTATION

PRODUCT CODE: MPFHxA **LOT NUMBER:** MPFHxA0416
COMPOUND: Perfluoro-n-[1,2-¹³C₂]hexanoic acid
STRUCTURE: **CAS #:** Not available



MOLECULAR FORMULA: ¹³C₂¹²C₄HF₁₁O₂ **MOLECULAR WEIGHT:** 316.04
CONCENTRATION: 50 ± 2.5 µg/ml **SOLVENT(S):** Methanol
Water (<1%)
CHEMICAL PURITY: >98% **ISOTOPIC PURITY:** ≥99%¹³C
(1,2-¹³C₂)
LAST TESTED: (mm/dd/yyyy) 04/08/2016
EXPIRY DATE: (mm/dd/yyyy) 04/08/2021
RECOMMENDED STORAGE: Store ampoule in a cool, dark place


DOCUMENTATION/ DATA ATTACHED:

Figure 1: LC/MS Data (TIC and Mass Spectrum)
Figure 2: LC/MS/MS Data (Selected MRM Transitions)

ADDITIONAL INFORMATION:

- See page 2 for further details.
- Contains 4 mole eq. of NaOH to prevent conversion of the carboxylic acid to the methyl ester.
- Contains < 0.1% of perfluoro-n-hexanoic acid and ~ 0.3% of perfluoro-n-octanoic acid.

FOR LABORATORY USE ONLY: NOT FOR HUMAN OR DRUG USE

Certified By:  **Date:** 04/29/2016
B.G. Chittim (mm/dd/yyyy)

Wellington Laboratories Inc., 345 Southgate Dr. Guelph ON N1G 3M5 CANADA
519-822-2436 • Fax: 519-822-2849 • info@well-labs.com

INTENDED USE:

The products prepared by Wellington Laboratories Inc. are for laboratory use only. This certified reference material (CRM) was designed to be used as a standard for the identification and/or quantification of the specific chemical compound it contains.

HAZARDS:

This product should only be used by qualified personnel familiar with its potential hazards and trained in the handling of hazardous chemicals. Due care should be exercised to prevent unnecessary human contact or ingestion. All procedures should be carried out in a well-functioning fume hood and suitable gloves, eye protection, and clothing should be worn at all times. Waste should be disposed of according to national and regional regulations. Safety Data Sheets (SDSs) are available upon request.

SYNTHESIS / CHARACTERIZATION:

Where possible, all of our products are synthesized using single-product unambiguous routes. They are then characterized, and their structures and purities confirmed, using a combination of the most relevant techniques, such as NMR, GC/MS, LC/MS/MS, SFC/UV/MS/MS, x-ray crystallography, and melting point. Isotopic purities of mass-labelled compounds are also confirmed using HRGC/HRMS and/or LC/MS/MS.

HOMOGENEITY:

Prior to solution preparation, crystalline material is tested for homogeneity using a variety of techniques (as stated above) and its solubility in a given diluent is taken into consideration. Duplicate solutions of a new product are prepared from the same crystalline lot and, after the addition of an appropriate internal standard, they are compared by GC/MS, LC/MS/MS and/or SFC/UV/MS/MS. The relative response factors of the analyte of interest in each solution are required to be <5% RSD. New solution lots of existing products are compared to older lots in the same manner, which further confirms the homogeneity of the crystalline material as well as the stability and homogeneity of the solutions in the storage containers.

UNCERTAINTY:

The maximum combined relative standard uncertainty of our reference standard solutions is calculated using the following equation:

The combined relative standard uncertainty, $u_c(y)$, of a value y and the uncertainty of the independent parameters x_1, x_2, \dots, x_n on which it depends is:

$$u_c(y(x_1, x_2, \dots, x_n)) = \sqrt{\sum_{i=1}^n u(y, x_i)^2}$$

where x is expressed as a relative standard uncertainty of the individual parameter.

The individual uncertainties taken into account include those associated with weights (calibration of the balance) and volumes (calibration of the volumetric glassware). An expanded maximum combined percent relative uncertainty of $\pm 5\%$ (calculated with a coverage factor of 2 and a level of confidence of 95%) is stated on the Certificate of Analysis for all of our products.

TRACEABILITY:

All reference standard solutions are traceable to specific crystalline lots. The microbalances used for solution preparation are regularly tested by an external ISO/IEC 17025 accredited calibration company. In addition, their calibration is verified prior to each weighing using NIST and/or NRC traceable external weights. All volumetric glassware used is of Class A tolerance and has been tested according to the appropriate ASTM procedures, which are ultimately traceable to NIST. For certain products, traceability to international interlaboratory studies has also been established.

EXPIRY DATE / PERIOD OF VALIDITY:

Ongoing stability studies of this product have demonstrated stability in its composition and concentration, until the specified expiry date, in the unopened ampoule. Monitoring for any degradation or change in concentration of the listed analyte(s) is performed on a routine basis.

LIMITED WARRANTY:

At the time of shipment, all products are warranted to be free of defects in material and workmanship and to conform to the stated technical and purity specifications.

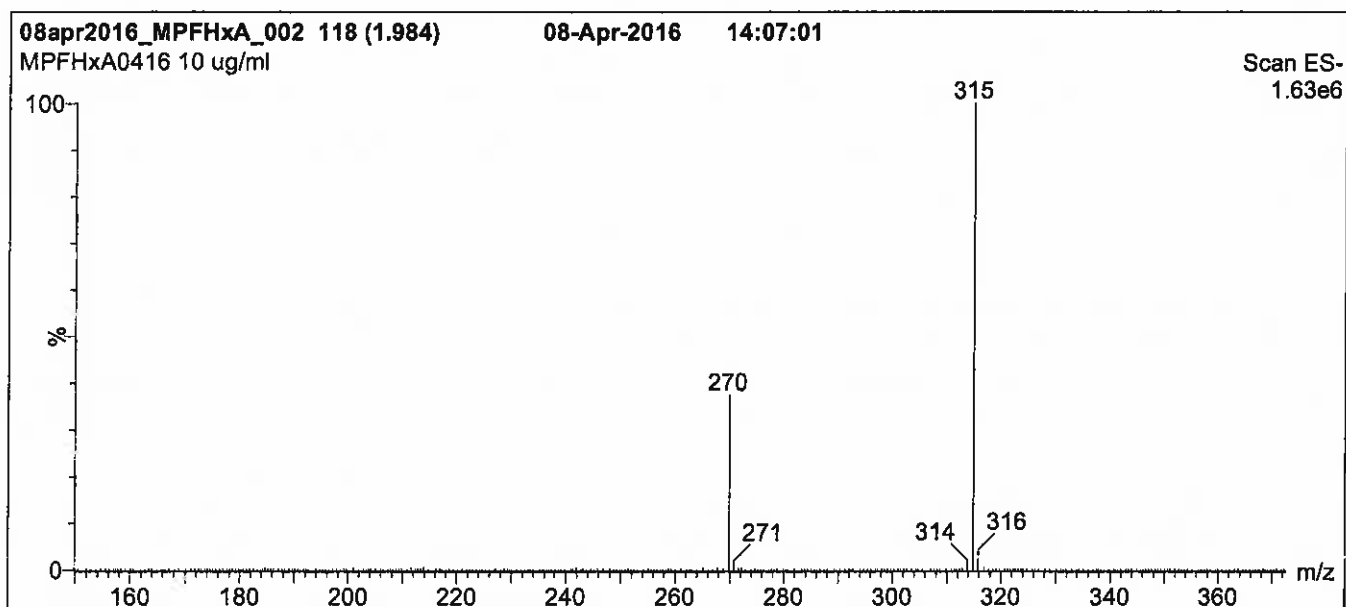
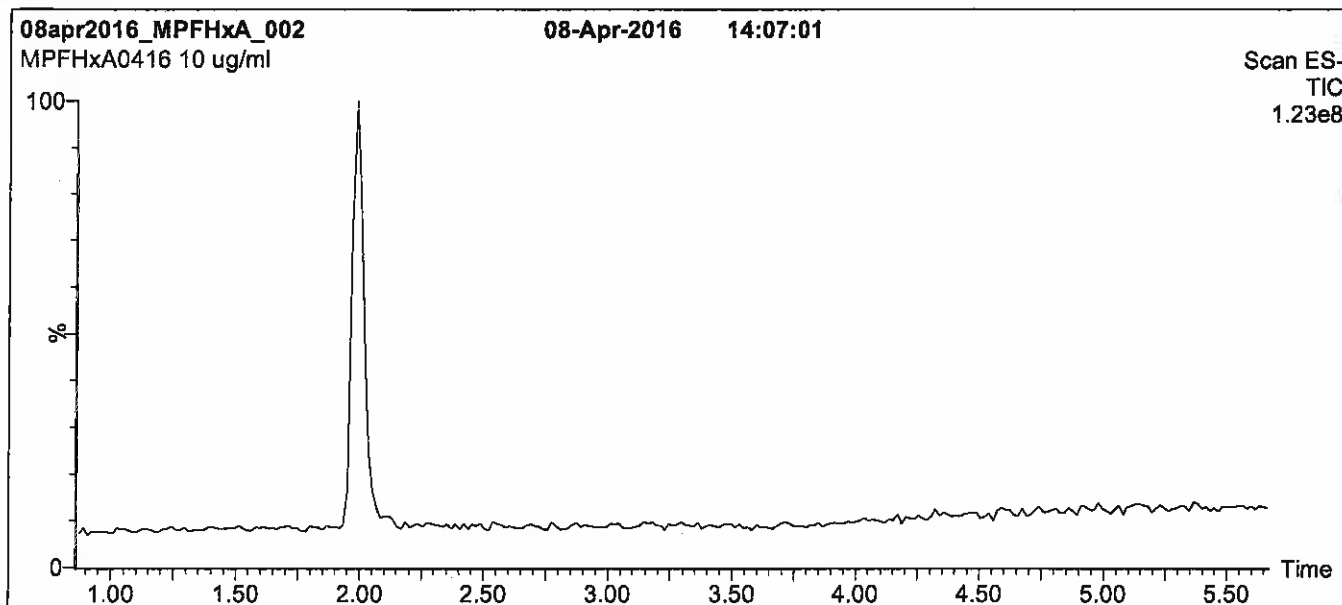
QUALITY MANAGEMENT:

This product was produced using a Quality Management System registered to the latest versions of ISO 9001 by SAI Global, ISO/IEC 17025 by the Canadian Association for Laboratory Accreditation Inc. (CALA; A 1226), and ISO GUIDE 34 by ANSI-ASQ National Accreditation Board (ANAB; AR-1523).



For additional information or assistance concerning this or any other products from Wellington Laboratories Inc., please visit our website at www.well-labs.com or contact us directly at info@well-labs.com

Figure 1: MPFHxA; LC/MS Data (TIC and Mass Spectrum)



Conditions for Figure 1:

LC: Waters Acquity Ultra Performance LC
MS: Micromass Quattro *micro* API MS

Chromatographic Conditions

Column: Acquity UPLC BEH Shield RP₁₈
 1.7 μ m, 2.1 x 100 mm

Mobile phase: Gradient
 Start: 50% (80:20 MeOH:ACN) / 50% H₂O
 (both with 10 mM NH₄OAc buffer)
 Ramp to 90% organic over 7.5 min and hold for 1.5 min
 before returning to initial conditions over 0.5 min.
 Time: 10 min

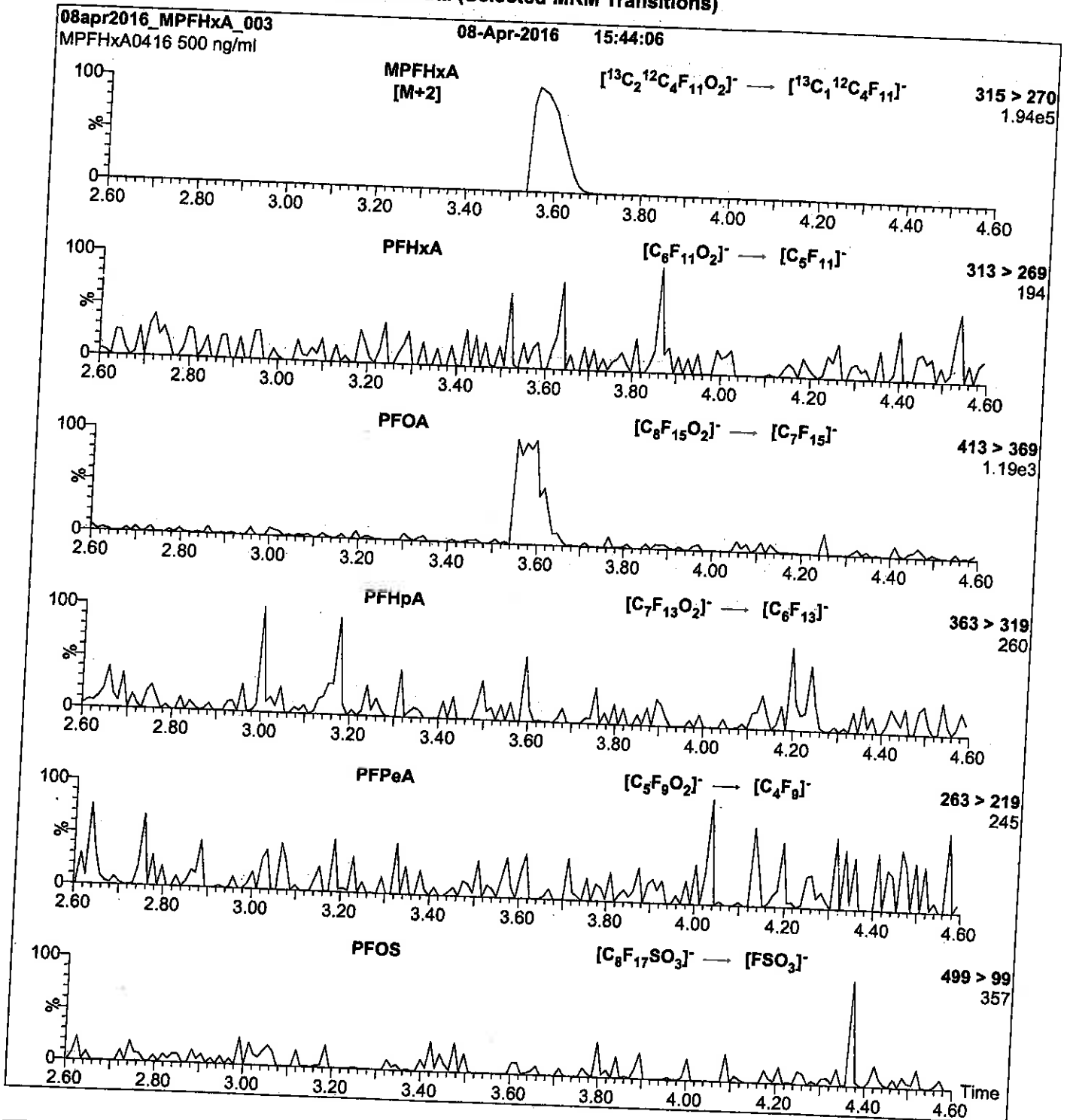
Flow: 300 μ l/min

MS Parameters

Experiment: Full Scan (150 - 850 amu)

Source: Electrospray (negative)
 Capillary Voltage (kV) = 2.00
 Cone Voltage (V) = 15.00
 Cone Gas Flow (l/hr) = 100
 Desolvation Gas Flow (l/hr) = 750

Figure 2: MPFHxA; LC/MS/MS Data (Selected MRM Transitions)



Conditions for Figure 2:

Injection: Direct loop injection
10 μ l (500 ng/ml MPFHxA)

Mobile phase: Isocratic 80% (80:20 MeOH:ACN) / 20% H₂O
(both with 10 mM NH₄OAc buffer)

Flow: 300 μ l/min

MS Parameters

Collision Gas (mbar) = 3.39e-3
Collision Energy (eV) = 10

Reagent

LCMPFOS_00018

R: SBC 9/22/16



738686
ID: LCMFOS_00018
Exp: 08/03/21 Papi: SBC
13C4-Perfluorooctanesulfo

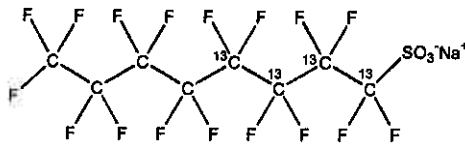


WELLINGTON LABORATORIES

CERTIFICATE OF ANALYSIS DOCUMENTATION

PRODUCT CODE: MPFOS **LOT NUMBER:** MPFOS0816
COMPOUND: Sodium perfluoro-1-[1,2,3,4-¹³C]₄octanesulfonate

STRUCTURE: **CAS #:** Not available



MOLECULAR FORMULA: ¹³C₄¹²C₄F₁₇SO₃Na **MOLECULAR WEIGHT:** 526.08
CONCENTRATION: 50.0 ± 2.5 µg/ml (Na salt) **SOLVENT(S):** Methanol
47.8 ± 2.4 µg/ml (MPFOS anion)
CHEMICAL PURITY: >98% **ISOTOPIC PURITY:** ≥99% ¹³C
LAST TESTED: (mm/dd/yyyy) 08/03/2016 (1,2,3,4-¹³C)
EXPIRY DATE: (mm/dd/yyyy) 08/03/2021
RECOMMENDED STORAGE: Store ampoule in a cool, dark place


DOCUMENTATION/ DATA ATTACHED:

- Figure 1: LC/MS Data (TIC and Mass Spectrum)
- Figure 2: LC/MS/MS Data (Selected MRM Transitions)

ADDITIONAL INFORMATION:

- See page 2 for further details.
- Contains ~ 0.8% Sodium perfluoro-1-[1,2,3-¹³C]₃heptanesulfonate.

FOR LABORATORY USE ONLY: NOT FOR HUMAN OR DRUG USE

Certified By: 
B.G. Chittim **Date:** 08/05/2016
(mm/dd/yyyy)

Wellington Laboratories Inc., 345 Southgate Dr. Guelph ON N1G 3M5 CANADA
519-822-2436 • Fax: 519-822-2849 • info@well-labs.com

INTENDED USE:

The products prepared by Wellington Laboratories Inc. are for laboratory use only. This certified reference material (CRM) was designed to be used as a standard for the identification and/or quantification of the specific chemical compound it contains.

HAZARDS:

This product should only be used by qualified personnel familiar with its potential hazards and trained in the handling of hazardous chemicals. Due care should be exercised to prevent unnecessary human contact or ingestion. All procedures should be carried out in a well-functioning fume hood and suitable gloves, eye protection, and clothing should be worn at all times. Waste should be disposed of according to national and regional regulations. Safety Data Sheets (SDSs) are available upon request.

SYNTHESIS / CHARACTERIZATION:

Where possible, all of our products are synthesized using single-product unambiguous routes. They are then characterized, and their structures and purities confirmed, using a combination of the most relevant techniques, such as NMR, GC/MS, LC/MS/MS, SFC/UV/MS/MS, x-ray crystallography, and melting point. Isotopic purities of mass-labelled compounds are also confirmed using HRGC/HRMS and/or LC/MS/MS.

HOMOGENEITY:

Prior to solution preparation, crystalline material is tested for homogeneity using a variety of techniques (as stated above) and its solubility in a given diluent is taken into consideration. Duplicate solutions of a new product are prepared from the same crystalline lot and, after the addition of an appropriate internal standard, they are compared by GC/MS, LC/MS/MS and/or SFC/UV/MS/MS. The relative response factors of the analyte of interest in each solution are required to be <5% RSD. New solution lots of existing products are compared to older lots in the same manner, which further confirms the homogeneity of the crystalline material as well as the stability and homogeneity of the solutions in the storage containers.

UNCERTAINTY:

The maximum combined relative standard uncertainty of our reference standard solutions is calculated using the following equation:

The combined relative standard uncertainty, $u_c(y)$, of a value y and the uncertainty of the independent parameters x_1, x_2, \dots, x_n on which it depends is:

$$u_c(y(x_1, x_2, \dots, x_n)) = \sqrt{\sum_{i=1}^n u(y, x_i)^2}$$

where x is expressed as a relative standard uncertainty of the individual parameter.

The individual uncertainties taken into account include those associated with weights (calibration of the balance) and volumes (calibration of the volumetric glassware). An expanded maximum combined percent relative uncertainty of $\pm 5\%$ (calculated with a coverage factor of 2 and a level of confidence of 95%) is stated on the Certificate of Analysis for all of our products.

TRACEABILITY:

All reference standard solutions are traceable to specific crystalline lots. The microbalances used for solution preparation are regularly tested by an external ISO/IEC 17025 accredited calibration company. In addition, their calibration is verified prior to each weighing using NIST and/or NRC traceable external weights. All volumetric glassware used is of Class A tolerance and has been tested according to the appropriate ASTM procedures, which are ultimately traceable to NIST. For certain products, traceability to international interlaboratory studies has also been established.

EXPIRY DATE / PERIOD OF VALIDITY:

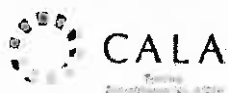
Ongoing stability studies of this product have demonstrated stability in its composition and concentration, until the specified expiry date, in the unopened ampoule. Monitoring for any degradation or change in concentration of the listed analyte(s) is performed on a routine basis.

LIMITED WARRANTY:

At the time of shipment, all products are warranted to be free of defects in material and workmanship and to conform to the stated technical and purity specifications.

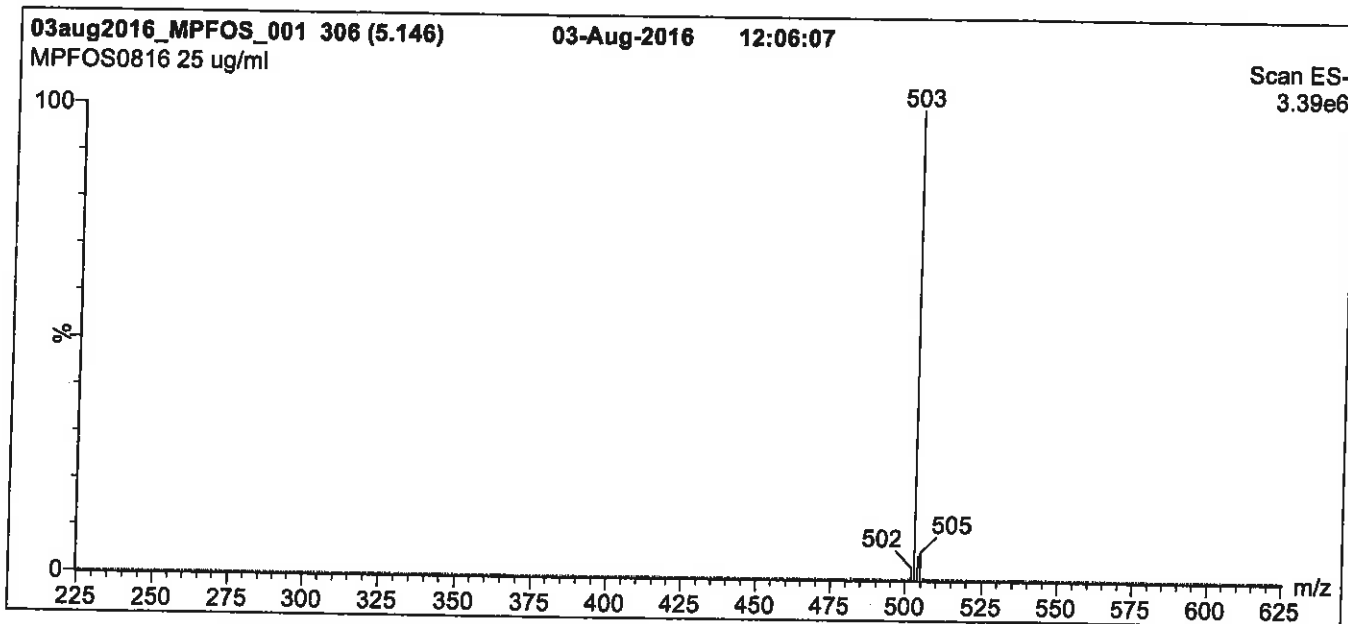
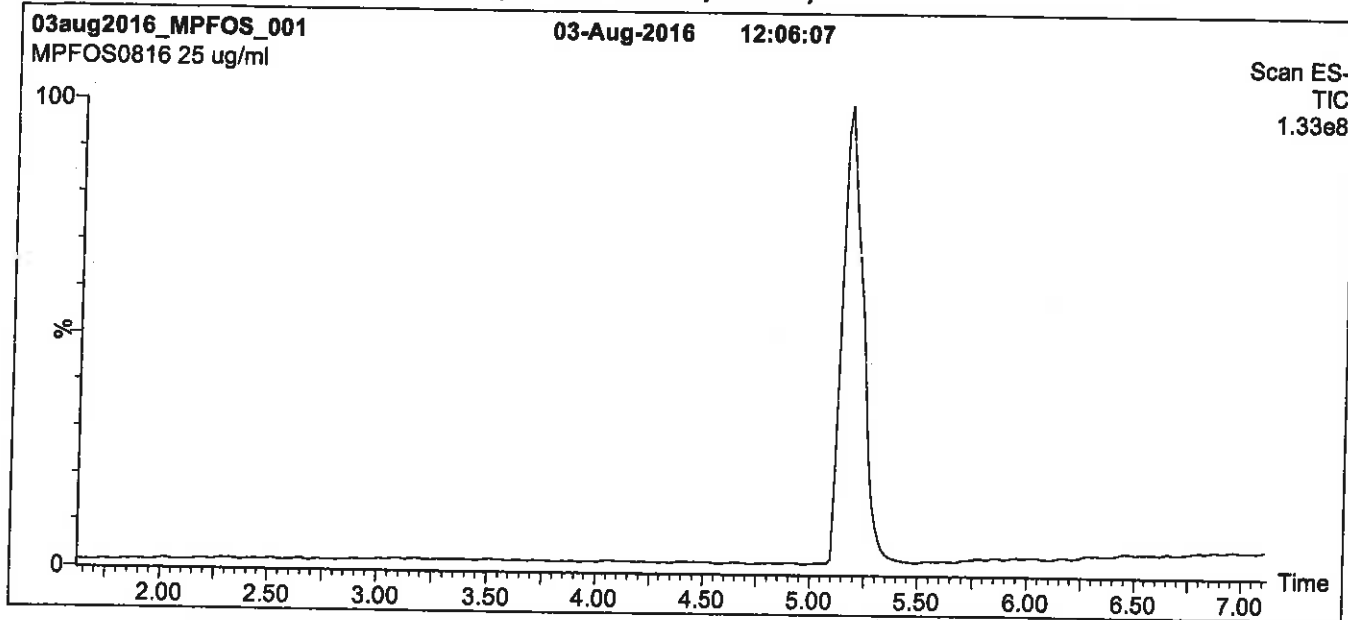
QUALITY MANAGEMENT:

This product was produced using a Quality Management System registered to the latest versions of ISO 9001 by SAI Global, ISO/IEC 17025 by the Canadian Association for Laboratory Accreditation Inc. (CALA; A 1226), and ISO GUIDE 34 by ANSI-ASQ National Accreditation Board (ANAB; AR-1523).



For additional information or assistance concerning this or any other products from Wellington Laboratories Inc., please visit our website at www.well-labs.com or contact us directly at info@well-labs.com

Figure 1: MPFOS; LC/MS Data (TIC and Mass Spectrum)



Conditions for Figure 1:

LC: Waters Acquity Ultra Performance LC
MS: Micromass Quattro *micro* API MS

Chromatographic Conditions

Column: Acquity UPLC BEH Shield RP₁₈
 1.7 μ m, 2.1 x 100 mm

Mobile phase: Gradient
 Start: 45% (80:20 MeOH:ACN) / 55% H₂O
 (both with 10 mM NH₄OAc buffer)
 Ramp to 90% organic over 7 min and hold for 1.5 min
 before returning to initial conditions in 0.5 min.
 Time: 10 min

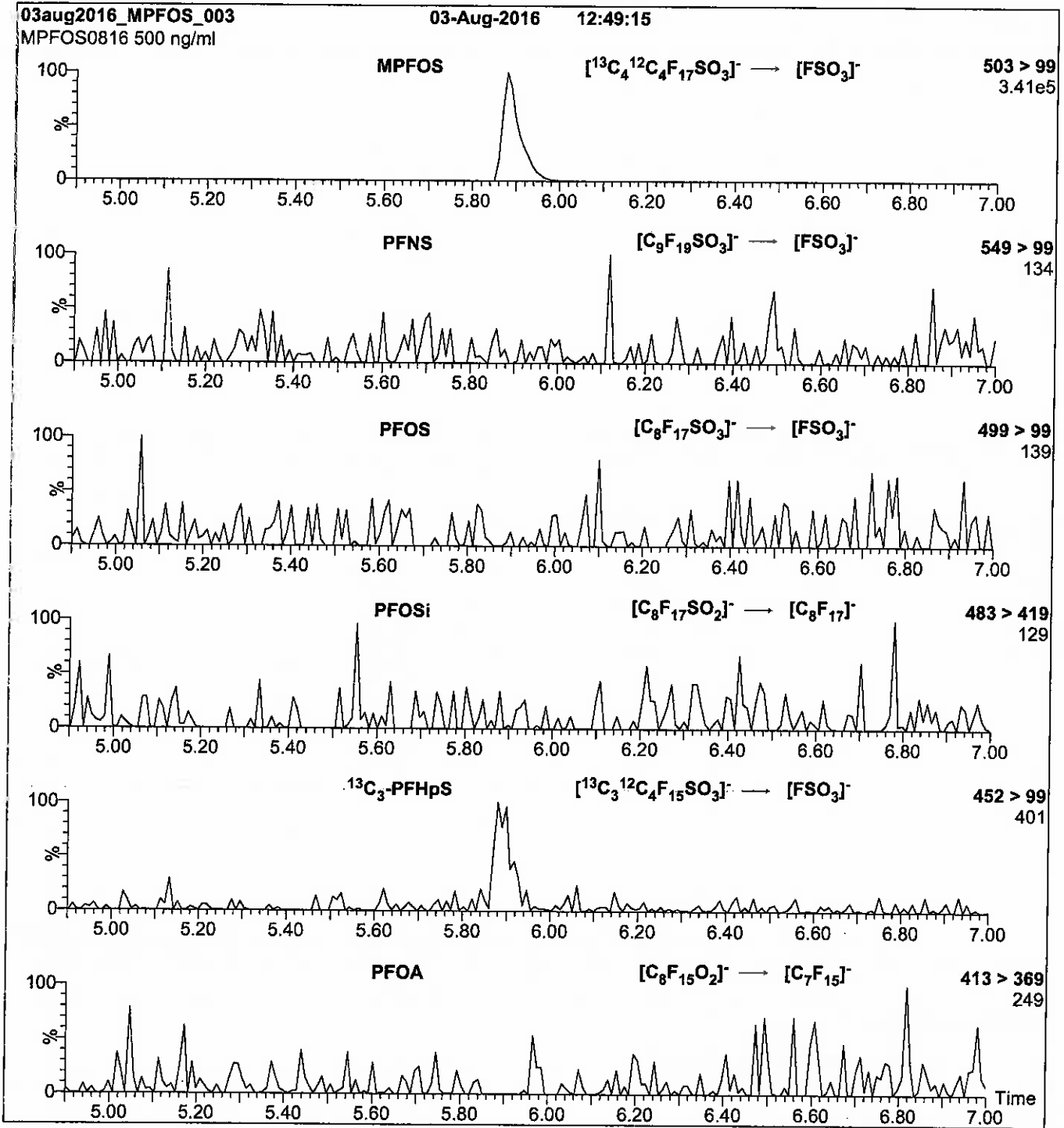
Flow: 300 μ l/min

MS Parameters

Experiment: Full Scan (225 - 850 amu)

Source: Electrospray (negative)
 Capillary Voltage (kV) = 3.00
 Cone Voltage (V) = 60.00
 Cone Gas Flow (l/hr) = 50
 Desolvation Gas Flow (l/hr) = 750

Figure 2: MPFOS; LC/MS/MS Data (Selected MRM Transitions)



Conditions for Figure 2:

Injection: Direct loop injection
10 μl (500 ng/ml MPFOS)

Mobile phase: Isocratic 80% (80:20 MeOH:ACN) / 20% H_2O
(both with 10 mM NH_4OAc buffer)

Flow: 300 $\mu\text{l}/\text{min}$

MS Parameters

Collision Gas (mbar) = 3.46e-3
Collision Energy (eV) = 40

Reagent

LCMPFOS_00019

R: SBC 12/21/16



814253
ID: LCMFOS_00019
Exp: 08/03/21 Prpd: SBC
13C4-Perfluorooctanesulfo

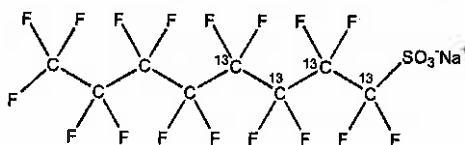


WELLINGTON LABORATORIES

CERTIFICATE OF ANALYSIS DOCUMENTATION

PRODUCT CODE: MPFOS **LOT NUMBER:** MPFOS0816
COMPOUND: Sodium perfluoro-1-[1,2,3,4-¹³C₄]octanesulfonate

STRUCTURE: **CAS #:** Not available



MOLECULAR FORMULA: ¹³C₄¹²C₄F₁₇SO₃Na **MOLECULAR WEIGHT:** 526.08
CONCENTRATION: 50.0 ± 2.5 µg/ml (Na salt) **SOLVENT(S):** Methanol
47.8 ± 2.4 µg/ml (MPFOS anion)
CHEMICAL PURITY: >98% **ISOTOPIC PURITY:** ≥99% ¹³C
LAST TESTED: (mm/dd/yyyy) 08/03/2016 (1,2,3,4-¹³C₄)
EXPIRY DATE: (mm/dd/yyyy) 08/03/2021
RECOMMENDED STORAGE: Store ampoule in a cool, dark place


DOCUMENTATION/ DATA ATTACHED:

- Figure 1: LC/MS Data (TIC and Mass Spectrum)
- Figure 2: LC/MS/MS Data (Selected MRM Transitions)

ADDITIONAL INFORMATION:

- See page 2 for further details.
- Contains ~ 0.8% Sodium perfluoro-1-[1,2,3-¹³C₃]heptanesulfonate.

FOR LABORATORY USE ONLY: NOT FOR HUMAN OR DRUG USE

Certified By: 
B.G. Chittim **Date:** 08/05/2016
(mm/dd/yyyy)

Wellington Laboratories Inc., 345 Southgate Dr. Guelph ON N1G 3M5 CANADA
519-822-2436 • Fax: 519-822-2849 • info@well-labs.com

INTENDED USE:

The products prepared by Wellington Laboratories Inc. are for laboratory use only. This certified reference material (CRM) was designed to be used as a standard for the identification and/or quantification of the specific chemical compound it contains.

HAZARDS:

This product should only be used by qualified personnel familiar with its potential hazards and trained in the handling of hazardous chemicals. Due care should be exercised to prevent unnecessary human contact or ingestion. All procedures should be carried out in a well-functioning fume hood and suitable gloves, eye protection, and clothing should be worn at all times. Waste should be disposed of according to national and regional regulations. Safety Data Sheets (SDSs) are available upon request.

SYNTHESIS / CHARACTERIZATION:

Where possible, all of our products are synthesized using single-product unambiguous routes. They are then characterized, and their structures and purities confirmed, using a combination of the most relevant techniques, such as NMR, GC/MS, LC/MS/MS, SFC/UV/MS/MS, x-ray crystallography, and melting point. Isotopic purities of mass-labelled compounds are also confirmed using HRGC/HRMS and/or LC/MS/MS.

HOMOGENEITY:

Prior to solution preparation, crystalline material is tested for homogeneity using a variety of techniques (as stated above) and its solubility in a given diluent is taken into consideration. Duplicate solutions of a new product are prepared from the same crystalline lot and, after the addition of an appropriate internal standard, they are compared by GC/MS, LC/MS/MS and/or SFC/UV/MS/MS. The relative response factors of the analyte of interest in each solution are required to be <5% RSD. New solution lots of existing products are compared to older lots in the same manner, which further confirms the homogeneity of the crystalline material as well as the stability and homogeneity of the solutions in the storage containers.

UNCERTAINTY:

The maximum combined relative standard uncertainty of our reference standard solutions is calculated using the following equation:

The combined relative standard uncertainty, $u_c(y)$, of a value y and the uncertainty of the independent parameters x_1, x_2, \dots, x_n on which it depends is:

$$u_c(y(x_1, x_2, \dots, x_n)) = \sqrt{\sum_{i=1}^n u(y, x_i)^2}$$

where x is expressed as a relative standard uncertainty of the individual parameter.

The individual uncertainties taken into account include those associated with weights (calibration of the balance) and volumes (calibration of the volumetric glassware). An expanded maximum combined percent relative uncertainty of $\pm 5\%$ (calculated with a coverage factor of 2 and a level of confidence of 95%) is stated on the Certificate of Analysis for all of our products.

TRACEABILITY:

All reference standard solutions are traceable to specific crystalline lots. The microbalances used for solution preparation are regularly tested by an external ISO/IEC 17025 accredited calibration company. In addition, their calibration is verified prior to each weighing using NIST and/or NRC traceable external weights. All volumetric glassware used is of Class A tolerance and has been tested according to the appropriate ASTM procedures, which are ultimately traceable to NIST. For certain products, traceability to international interlaboratory studies has also been established.

EXPIRY DATE / PERIOD OF VALIDITY:

Ongoing stability studies of this product have demonstrated stability in its composition and concentration, until the specified expiry date, in the unopened ampoule. Monitoring for any degradation or change in concentration of the listed analyte(s) is performed on a routine basis.

LIMITED WARRANTY:

At the time of shipment, all products are warranted to be free of defects in material and workmanship and to conform to the stated technical and purity specifications.

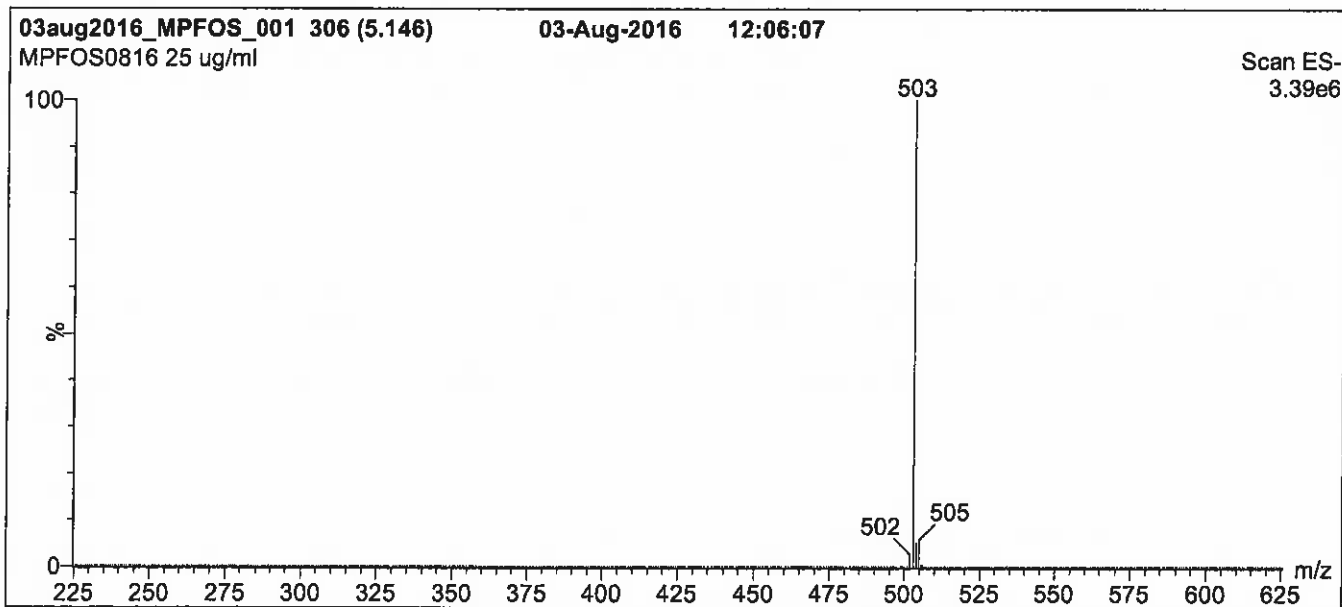
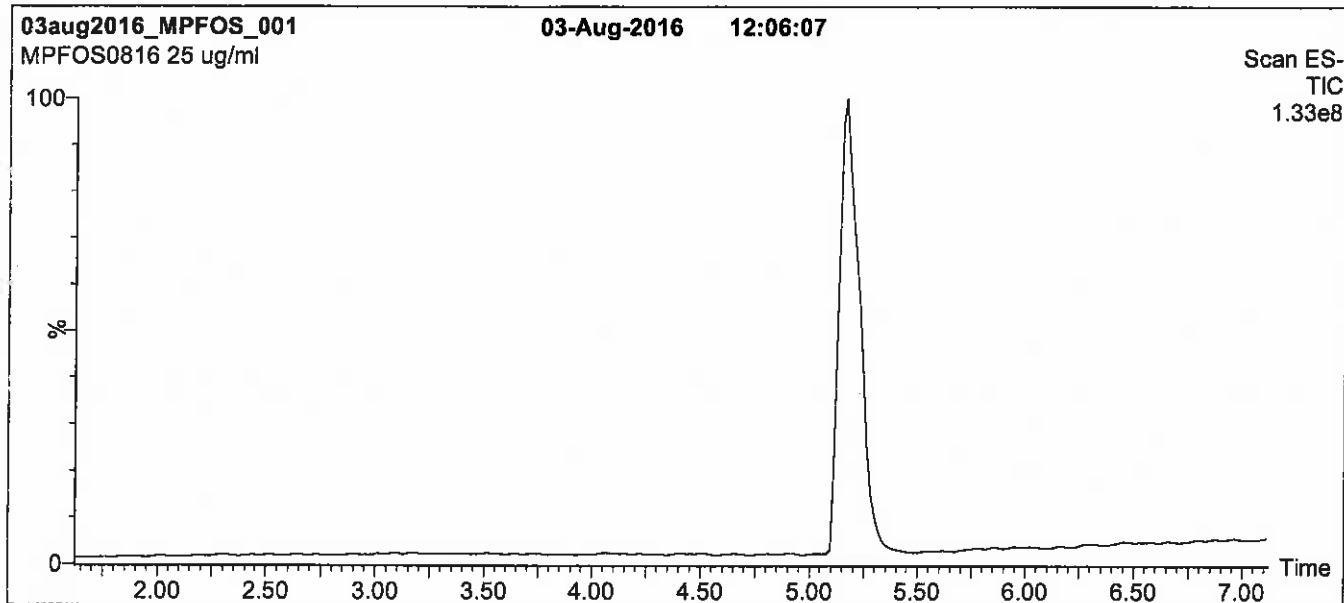
QUALITY MANAGEMENT:

This product was produced using a Quality Management System registered to the latest versions of ISO 9001 by SAI Global, ISO/IEC 17025 by the Canadian Association for Laboratory Accreditation Inc. (CALA; A 1226), and ISO GUIDE 34 by ANSI-ASQ National Accreditation Board (ANAB; AR-1523).



For additional information or assistance concerning this or any other products from Wellington Laboratories Inc., please visit our website at www.well-labs.com or contact us directly at info@well-labs.com

Figure 1: MPFOS; LC/MS Data (TIC and Mass Spectrum)



Conditions for Figure 1:

LC: Waters Acquity Ultra Performance LC
MS: Micromass Quattro *micro* API MS

Chromatographic Conditions

Column: Acquity UPLC BEH Shield RP₁₈,
 1.7 μ m, 2.1 x 100 mm

Mobile phase: Gradient
 Start: 45% (80:20 MeOH:ACN) / 55% H₂O
 (both with 10 mM NH₄OAc buffer)
 Ramp to 90% organic over 7 min and hold for 1.5 min
 before returning to initial conditions in 0.5 min.
 Time: 10 min

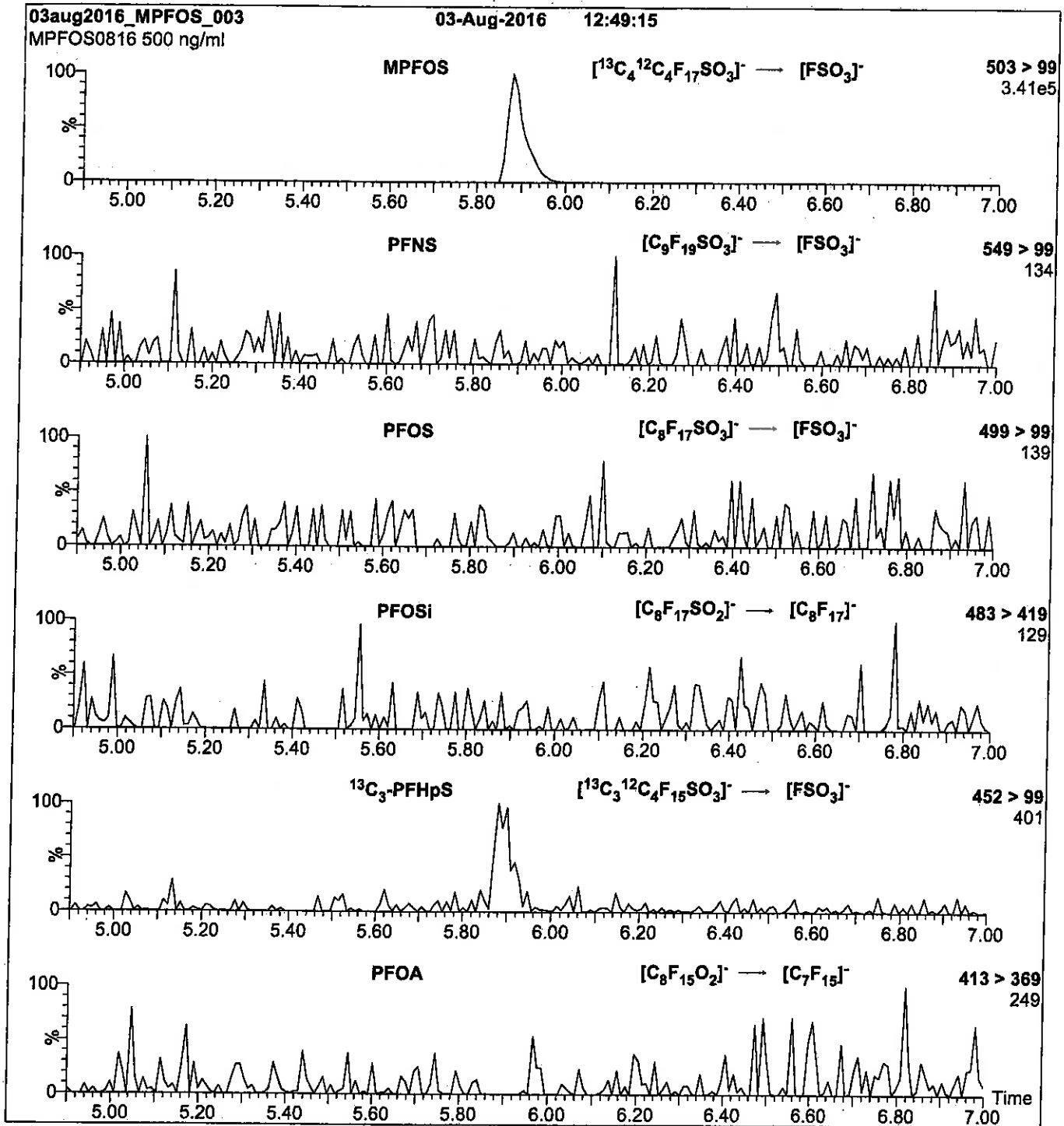
Flow: 300 μ l/min

MS Parameters

Experiment: Full Scan (225 - 850 amu)

Source: Electrospray (negative)
 Capillary Voltage (kV) = 3.00
 Cone Voltage (V) = 60.00
 Cone Gas Flow (l/hr) = 50
 Desolvation Gas Flow (l/hr) = 750

Figure 2: MPFOS; LC/MS/MS Data (Selected MRM Transitions)



Conditions for Figure 2:

Injection: Direct loop injection
10 μl (500 ng/ml MPFOS)

Mobile phase: Isocratic 80% (80:20 MeOH:ACN) / 20% H_2O
(both with 10 mM NH_4OAc buffer)

Flow: 300 $\mu\text{l}/\text{min}$

MS Parameters

Collision Gas (mbar) = 3.46e-3
Collision Energy (eV) = 40

Method 537 DOD

Perfluorinated Alkyl Acids (LC/MS)
by Method 537 DOD

FORM II
LCMS SURROGATE RECOVERY

Lab Name: TestAmerica Sacramento

Job No.: 320-26004-1

SDG No.: _____

Matrix: Water

Level: Low

GC Column (1): GeminiC18 3 ID: 3 (mm)

Client Sample ID	Lab Sample ID	PFHxA #	PFDA #
WI-AF-1RW27-0217	320-26004-1	73	72
WI-AF-1FB27-0217	320-26004-2	80	73
WI-AF-1RW28-0217	320-26004-3	62 Q	72
WI-AF-1FB28-0217	320-26004-4	73	75
WI-AF-1RW29-0217	320-26004-5	74	71
WI-AF-1FB29-0217	320-26004-6	81	74
WI-AF-1RW30-0217	320-26004-7	71	70
WI-AF-1FB30-0217	320-26004-8	75	77
WI-AF-1RW31-0217	320-26004-9	74	74
WI-AF-1FB31-0217	320-26004-10	77	71
	MB 320-152123/1-A	76	72
	LLCS 320-152123/2-A	83	76
WI-AF-1RW30-0217 MS	320-26004-7 MS	72	78
WI-AF-1RW30-0217 MSD	320-26004-7 MSD	76	78

PFHxA = 13C2 PFHxA
PFDA = 13C2 PFDA

QC LIMITS
70-130
70-130

Column to be used to flag recovery values

FORM III
LCMS LOW LEVEL CONTROL SAMPLE RECOVERY

Lab Name: TestAmerica Sacramento Job No.: 320-26004-1

SDG No.: _____

Matrix: Water Level: Low Lab File ID: 2017.02.28C_537_002.d

Lab ID: LLCS 320-152123/2-A Client ID: _____

COMPOUND	SPIKE ADDED (ug/L)	LLCS CONCENTRATION (ug/L)	LLCS % REC	QC LIMITS REC	#
Perfluorooctanesulfonic acid (PFOS)	0.0400	0.0303 J	76	50-150	
Perfluorooctanoic acid (PFOA)	0.0195	0.0140 J	72	50-150	
Perfluorobutanesulfonic acid (PFBS)	0.0883	0.0839 J	95	50-150	

Column to be used to flag recovery and RPD values

FORM III
LCMS MATRIX SPIKE RECOVERY

Lab Name: TestAmerica Sacramento Job No.: 320-26004-1
 SDG No.: _____
 Matrix: Water Level: Low Lab File ID: 2017.02.28C_537_010.d
 Lab ID: 320-26004-7 MS Client ID: WI-AF-1RW30-0217 MS

COMPOUND	SPIKE ADDED (ug/L)	SAMPLE CONCENTRATION (ug/L)	MS CONCENTRATION (ug/L)	MS % REC	QC LIMITS REC	#
Perfluorooctanesulfonic acid (PFOS)	0.160	0.048 U	0.131	82	70-130	M
Perfluorooctanoic acid (PFOA)	0.0781	0.024 U	0.0565	72	70-130	
Perfluorobutanesulfonic acid (PFBS)	0.359	0.11 U	0.298	83	70-130	

Column to be used to flag recovery and RPD values

FORM III
LCMS MATRIX SPIKE DUPLICATE RECOVERY

Lab Name: TestAmerica Sacramento Job No.: 320-26004-1
 SDG No.: _____
 Matrix: Water Level: Low Lab File ID: 2017.02.28C_537_012.d
 Lab ID: 320-26004-7 MSD Client ID: WI-AF-1RW30-0217 MSD

COMPOUND	SPIKE ADDED (ug/L)	MSD CONCENTRATION (ug/L)	MSD % REC	% RPD	QC LIMITS		#
					RPD	REC	
Perfluorooctanesulfonic acid (PFOS)	0.161	0.132	82	0	30	70-130	
Perfluorooctanoic acid (PFOA)	0.0786	0.0584	74	3	30	70-130	
Perfluorobutanesulfonic acid (PFBS)	0.361	0.294	81	1	30	70-130	

Column to be used to flag recovery and RPD values

FORM IV
LCMS METHOD BLANK SUMMARY

Lab Name: TestAmerica Sacramento Job No.: 320-26004-1
 SDG No.: _____
 Lab File ID: 2017.02.28C_537_001.d Lab Sample ID: MB 320-152123/1-A
 Matrix: Water Date Extracted: 02/24/2017 13:19
 Instrument ID: A8_N Date Analyzed: 02/28/2017 17:13
 Level: (Low/Med) Low

THIS METHOD BLANK APPLIES TO THE FOLLOWING SAMPLES:

CLIENT SAMPLE ID	LAB SAMPLE ID	LAB FILE ID	DATE ANALYZED
	LLCS 320-152123/2-A	2017.02.28C 537 002.d	02/28/2017 17:18
WI-AF-1RW27-0217	320-26004-1	2017.02.28C 537 003.d	02/28/2017 17:22
WI-AF-1FB27-0217	320-26004-2	2017.02.28C 537 004.d	02/28/2017 17:26
WI-AF-1RW28-0217	320-26004-3	2017.02.28C 537 005.d	02/28/2017 17:31
WI-AF-1RW29-0217	320-26004-5	2017.02.28C 537 007.d	02/28/2017 17:40
WI-AF-1FB29-0217	320-26004-6	2017.02.28C 537 008.d	02/28/2017 17:44
WI-AF-1RW30-0217	320-26004-7	2017.02.28C 537 009.d	02/28/2017 17:48
WI-AF-1RW30-0217 MS	320-26004-7 MS	2017.02.28C 537 010.d	02/28/2017 17:53
WI-AF-1RW30-0217 MSD	320-26004-7 MSD	2017.02.28C 537 012.d	02/28/2017 18:02
WI-AF-1RW31-0217	320-26004-9	2017.02.28C 537 014.d	02/28/2017 18:10
WI-AF-1FB31-0217	320-26004-10	2017.02.28C 537 015.d	02/28/2017 18:15
WI-AF-1FB28-0217	320-26004-4	2017.03.01A 537 005.d	03/01/2017 15:30
WI-AF-1FB30-0217	320-26004-8	2017.03.01A 537 006.d	03/01/2017 15:35

FORM VIII
LCMS INTERNAL STANDARD AREA AND RETENTION TIME SUMMARY

Lab Name: TestAmerica Sacramento Job No.: 320-26004-1
 SDG No.: _____
 Instrument ID: A8_N Calibration Start Date: 02/28/2017 14:41
 GC Column: GeminiC18 3x100 ID: 3(mm) Calibration End Date: 02/28/2017 15:03
 Calibration ID: 28641

	13PFOA		PFOS		AREA #	RT #
	AREA #	RT #	AREA #	RT #		
INITIAL CALIBRATION MEAN AREA AND MEAN RT	2367155	2.17	7076744	2.40		
UPPER LIMIT	3550733	2.67	10615116	2.90		
LOWER LIMIT	1183578	1.67	3538372	1.90		
LAB SAMPLE ID	CLIENT SAMPLE ID					
CCVL 320-152571/10		2552157	2.13	7601493	2.36	
ICV 320-152571/19		2015269	2.08	5871836	2.31	
CCV 320-152592/15 CCVIS		2535805	2.04	6966148	2.28	
MB 320-152123/1-A		2527196	2.03	6997191	2.27	
LLCS 320-152123/2-A		2482421	2.02	7076701	2.26	
320-26004-1	WI-AF-1RW27-0217	2502381	2.03	6904068	2.28	
320-26004-2	WI-AF-1FB27-0217	2360430	2.04	6503509	2.28	
320-26004-3	WI-AF-1RW28-0217	2281266	2.03	6568982	2.27	
320-26004-5	WI-AF-1RW29-0217	2356275	2.03	6510696	2.27	
320-26004-6	WI-AF-1FB29-0217	2334850	2.02	6469251	2.27	
320-26004-7	WI-AF-1RW30-0217	2562477	2.03	6785123	2.26	
320-26004-7 MS	WI-AF-1RW30-0217 MS	2505711	2.03	6676675	2.28	
CCV 320-152592/26 CCVIS		2371627	2.03	6534438	2.28	
CCV 320-152593/26 CCVIS		2371627	2.03	6534438	2.28	
320-26004-7 MSD	WI-AF-1RW30-0217 MSD	2390660	2.03	6653669	2.27	
320-26004-9	WI-AF-1RW31-0217	2488632	2.02	6552378	2.26	
320-26004-10	WI-AF-1FB31-0217	2497787	2.02	6830785	2.25	
CCV 320-152593/31		2403652	2.03	6899812	2.27	

13PFOA = 13C2-PFOA

PFOS = 13C4 PFOS

Area Limit = 50%-150% of internal standard area

RT Limit = ± 0.5 minutes of internal standard RT

Column used to flag values outside QC limits

FORM VIII
LCMS INTERNAL STANDARD AREA AND RETENTION TIME SUMMARY

Lab Name: TestAmerica Sacramento Job No.: 320-26004-1
 SDG No.: _____
 Sample No.: CCV 320-152592/15 Date Analyzed: 02/28/2017 17:09
 Instrument ID: A8_N GC Column: GeminiC18 3x100 ID: 3 (mm)
 Lab File ID (Standard): 2017.02.28_537_015. Heated Purge: (Y/N) N
 Calibration ID: 28641

	13PFOA		PFOS		AREA #	RT #
	AREA #	RT #	AREA #	RT #		
12/24 HOUR STD	2535805	2.04	6966148	2.28		
UPPER LIMIT	3550127	2.54	9752607	2.78		
LOWER LIMIT	1775064	1.54	4876304	1.78		
LAB SAMPLE ID	CLIENT SAMPLE ID					
MB 320-152123/1-A		2527196	2.03	6997191	2.27	
LLCS 320-152123/2-A		2482421	2.02	7076701	2.26	
320-26004-1	WI-AF-1RW27-0217	2502381	2.03	6904068	2.28	
320-26004-2	WI-AF-1FB27-0217	2360430	2.04	6503509	2.28	
320-26004-3	WI-AF-1RW28-0217	2281266	2.03	6568982	2.27	
320-26004-5	WI-AF-1RW29-0217	2356275	2.03	6510696	2.27	
320-26004-6	WI-AF-1FB29-0217	2334850	2.02	6469251	2.27	
320-26004-7	WI-AF-1RW30-0217	2562477	2.03	6785123	2.26	
320-26004-7 MS	WI-AF-1RW30-0217 MS	2505711	2.03	6676675	2.28	

13PFOA = 13C2-PFOA
 13PFOA = 13C2-PFOA
 PFOS = 13C4 PFOS
 PFOS = 13C4 PFOS
 Area Limit = 70%-140% of internal standard area
 RT Limit = ± 0.5 minutes of internal standard RT

Column used to flag values outside QC limits

FORM VIII
LCMS INTERNAL STANDARD AREA AND RETENTION TIME SUMMARY

Lab Name: TestAmerica Sacramento Job No.: 320-26004-1
 SDG No.: _____
 Sample No.: CCV 320-152592/26 Date Analyzed: 02/28/2017 17:57
 Instrument ID: A8_N GC Column: GeminiC18 3x100 ID: 3 (mm)
 Lab File ID (Standard): 2017.02.28C_537_011 Heated Purge: (Y/N) N
 Calibration ID: 28641

	13PFOA		PFOS		AREA #	RT #
	AREA #	RT #	AREA #	RT #		
12/24 HOUR STD	2371627	2.03	6534438	2.28		
UPPER LIMIT	3320278	2.53	9148213	2.78		
LOWER LIMIT	1660139	1.53	4574107	1.78		
LAB SAMPLE ID	CLIENT SAMPLE ID					
MB 320-152123/1-A		2527196	2.03	6997191	2.27	
LLCS 320-152123/2-A		2482421	2.02	7076701	2.26	
320-26004-1	WI-AF-1RW27-0217	2502381	2.03	6904068	2.28	
320-26004-2	WI-AF-1FB27-0217	2360430	2.04	6503509	2.28	
320-26004-3	WI-AF-1RW28-0217	2281266	2.03	6568982	2.27	
320-26004-5	WI-AF-1RW29-0217	2356275	2.03	6510696	2.27	
320-26004-6	WI-AF-1FB29-0217	2334850	2.02	6469251	2.27	
320-26004-7	WI-AF-1RW30-0217	2562477	2.03	6785123	2.26	
320-26004-7 MS	WI-AF-1RW30-0217 MS	2505711	2.03	6676675	2.28	

13PFOA = 13C2-PFOA
 13PFOA = 13C2-PFOA
 PFOS = 13C4 PFOS
 PFOS = 13C4 PFOS
 Area Limit = 70%-140% of internal standard area
 RT Limit = ± 0.5 minutes of internal standard RT

Column used to flag values outside QC limits

FORM VIII
LCMS INTERNAL STANDARD AREA AND RETENTION TIME SUMMARY

Lab Name: TestAmerica Sacramento Job No.: 320-26004-1
 SDG No.: _____
 Sample No.: CCV 320-152593/26 Date Analyzed: 02/28/2017 17:57
 Instrument ID: A8_N GC Column: GeminiC18 3x100 ID: 3 (mm)
 Lab File ID (Standard): 2017.02.28C_537_011 Heated Purge: (Y/N) N
 Calibration ID: 28641

	13PFOA		PFOS		AREA #	RT #
	AREA #	RT #	AREA #	RT #		
12/24 HOUR STD	2371627	2.03	6534438	2.28		
UPPER LIMIT	3320278	2.53	9148213	2.78		
LOWER LIMIT	1660139	1.53	4574107	1.78		
LAB SAMPLE ID	CLIENT SAMPLE ID					
320-26004-7 MSD	WI-AF-1RW30-0217 MSD	2390660	2.03	6653669	2.27	
320-26004-9	WI-AF-1RW31-0217	2488632	2.02	6552378	2.26	
320-26004-10	WI-AF-1FB31-0217	2497787	2.02	6830785	2.25	
CCV 320-152593/31		2403652	2.03	6899812	2.27	

13PFOA = 13C2-PFOA
 13PFOA = 13C2-PFOA
 PFOS = 13C4 PFOS
 PFOS = 13C4 PFOS
 Area Limit = 70%-140% of internal standard area
 RT Limit = ± 0.5 minutes of internal standard RT

Column used to flag values outside QC limits

FORM VIII
LCMS INTERNAL STANDARD AREA AND RETENTION TIME SUMMARY

Lab Name: TestAmerica Sacramento Job No.: 320-26004-1
 SDG No.: _____
 Instrument ID: A8_N Calibration Start Date: 03/01/2017 12:47
 GC Column: GeminiC18 3x100 ID: 3(mm) Calibration End Date: 03/01/2017 13:09
 Calibration ID: 28657

	13PFOA		PFOS		AREA #	RT #
	AREA #	RT #	AREA #	RT #		
INITIAL CALIBRATION MEAN AREA AND MEAN RT	2543636	1.99	6993430	2.24		
UPPER LIMIT	3815454	2.49	10490145	2.74		
LOWER LIMIT	1271818	1.49	3496715	1.74		
LAB SAMPLE ID	CLIENT SAMPLE ID					
CCVL 320-152685/10		2696522	1.97	7208593	2.23	
ICV 320-152685/12		2081695	1.97	5884388	2.22	
CCV 320-152753/2 CCVIS		2762819	2.00	7492148	2.25	
320-26004-4	WI-AF-1FB28-0217	2614995	2.00	7071244	2.25	
320-26004-8	WI-AF-1FB30-0217	2595600	1.99	7141505	2.24	
CCV 320-152753/7 CCVIS		2462223	2.00	6682132	2.24	

13PFOA = 13C2-PFOA
 PFOS = 13C4 PFOS

Area Limit = 50%-150% of internal standard area
 RT Limit = ± 0.5 minutes of internal standard RT

Column used to flag values outside QC limits

FORM VIII
LCMS INTERNAL STANDARD AREA AND RETENTION TIME SUMMARY

Lab Name: TestAmerica Sacramento Job No.: 320-26004-1
 SDG No.: _____
 Sample No.: CCV 320-152753/2 Date Analyzed: 03/01/2017 15:17
 Instrument ID: A8_N GC Column: GeminiC18 3x100 ID: 3 (mm)
 Lab File ID (Standard): 2017.03.01A_537_002 Heated Purge: (Y/N) N
 Calibration ID: 28657

	13PFOA		PFOS		AREA #	RT #
	AREA #	RT #	AREA #	RT #		
12/24 HOUR STD	2762819	2.00	7492148	2.25		
UPPER LIMIT	3867947	2.50	10489007	2.75		
LOWER LIMIT	1933973	1.50	5244504	1.75		
LAB SAMPLE ID	CLIENT SAMPLE ID					
320-26004-4	WI-AF-1FB28-0217	2614995	2.00	7071244	2.25	
320-26004-8	WI-AF-1FB30-0217	2595600	1.99	7141505	2.24	

13PFOA = 13C2-PFOA
 PFOS = 13C4 PFOS

Area Limit = 70%-140% of internal standard area
 RT Limit = ± 0.5 minutes of internal standard RT

Column used to flag values outside QC limits

FORM VIII
LCMS INTERNAL STANDARD AREA AND RETENTION TIME SUMMARY

Lab Name: TestAmerica Sacramento Job No.: 320-26004-1
 SDG No.: _____
 Sample No.: CCV 320-152753/7 Date Analyzed: 03/01/2017 15:39
 Instrument ID: A8_N GC Column: GeminiC18 3x100 ID: 3 (mm)
 Lab File ID (Standard): 2017.03.01A_537_007 Heated Purge: (Y/N) N
 Calibration ID: 28657

	13PFOA		PFOS		AREA #	RT #
	AREA #	RT #	AREA #	RT #		
12/24 HOUR STD	2462223	2.00	6682132	2.24		
UPPER LIMIT	3447112	2.50	9354985	2.74		
LOWER LIMIT	1723556	1.50	4677492	1.74		
LAB SAMPLE ID	CLIENT SAMPLE ID					
320-26004-4	WI-AF-1FB28-0217	2614995	2.00	7071244	2.25	
320-26004-8	WI-AF-1FB30-0217	2595600	1.99	7141505	2.24	

13PFOA = 13C2-PFOA
 PFOS = 13C4 PFOS

Area Limit = 70%-140% of internal standard area
 RT Limit = ± 0.5 minutes of internal standard RT

Column used to flag values outside QC limits

FORM I
LCMS ORGANICS ANALYSIS DATA SHEET

Lab Name: TestAmerica Sacramento Job No.: 320-26004-1
 SDG No.: _____
 Client Sample ID: WI-AF-1RW27-0217 Lab Sample ID: 320-26004-1
 Matrix: Water Lab File ID: 2017.02.28C_537_003.d
 Analysis Method: 537 Date Collected: 02/20/2017 12:50
 Extraction Method: 537 Date Extracted: 02/24/2017 13:19
 Sample wt/vol: 256.3(mL) Date Analyzed: 02/28/2017 17:22
 Con. Extract Vol.: 1(mL) Dilution Factor: 1
 Injection Volume: 2(uL) GC Column: GeminiC18 3x100 ID: 3(mm)
 % Moisture: _____ GPC Cleanup: (Y/N) N
 Analysis Batch No.: 152592 Units: ug/L

CAS NO.	COMPOUND NAME	RESULT	Q	LOQ	LOD	DL
1763-23-1	Perfluorooctanesulfonic acid (PFOS)	0.047	U	0.059	0.047	0.015
335-67-1	Perfluorooctanoic acid (PFOA)	0.023	U	0.029	0.023	0.0092
375-73-5	Perfluorobutanesulfonic acid (PFBS)	0.11	U M	0.14	0.11	0.046

CAS NO.	SURROGATE	%REC	Q	LIMITS
STL00993	13C2 PFHxA	73		70-130
STL00996	13C2 PFDA	72		70-130

TestAmerica Sacramento
Target Compound Quantitation Report

Data File: \\ChromNa\Sacramento\ChromData\A8_N\20170228-40335.b\2017.02.28C_537_003.d
 Lims ID: 320-26004-A-1-A
 Client ID: WI-AF-1RW27-0217
 Sample Type: Client
 Inject. Date: 28-Feb-2017 17:22:27 ALS Bottle#: 23 Worklist Smp#: 18
 Injection Vol: 2.0 ul Dil. Factor: 1.0000
 Sample Info: 320-26004-a-1-a
 Misc. Info.: Plate: 1 Rack: 2
 Operator ID: A8-PC\A8 Instrument ID: A8_N
 Method: \\ChromNa\Sacramento\ChromData\A8_N\20170228-40335.b\537_A8_N.m
 Limit Group: LC 537 ICAL
 Last Update: 01-Mar-2017 13:37:54 Calib Date: 28-Feb-2017 15:03:35
 Integrator: Picker
 Quant Method: Internal Standard Quant By: Initial Calibration
 Last ICal File: \\ChromNA\Sacramento\ChromData\A8_N\20170228-40333.b\2017.02.28_537CURVE_008.d
 Column 1 : Det: EXP1
 Process Host: XAWRK024

First Level Reviewer: barnettj Date: 01-Mar-2017 13:24:57

Signal	RT	EXP RT	DLT RT	REL RT	Response	Amount ng/ml	Ratio(Limits)	S/N	Flags
1 Perfluorobutanesulfonic acid									M
298.90 > 80.00	1.540	1.627	-0.087	1.000	24758	0.0690		3.9	M
298.90 > 99.00	1.540	1.627	-0.087	1.000	10649		2.32(0.00-0.00)	3.4	M
\$ 2 13C2 PFHxA									
315.00 > 270.00	1.669	1.765	-0.096	1.000	1860049	7.26		4336	
* 6 13C2-PFOA									
415.00 > 370.00	2.033	2.172	-0.139		2502381	10.0		4442	
* 7 13C4 PFOS									
503.00 > 80.00	2.276	2.395	-0.119		6904068	28.7		5504	
\$ 10 13C2 PFDA									
515.00 > 470.00	2.428	2.530	-0.102	1.000	1359476	7.18		1923	

QC Flag Legend

Review Flags

M - Manually Integrated

TestAmerica Sacramento

Data File: \\ChromNa\Sacramento\ChromData\A8_N\20170228-40335.b\2017.02.28C_537_003.d

Injection Date: 28-Feb-2017 17:22:27

Instrument ID: A8_N

Lims ID: 320-26004-A-1-A

Lab Sample ID: 320-26004-1

Client ID: WI-AF-1RW27-0217

Operator ID: A8-PC\A8

ALS Bottle#: 23

Worklist Smp#: 18

Injection Vol: 2.0 ul

Dil. Factor: 1.0000

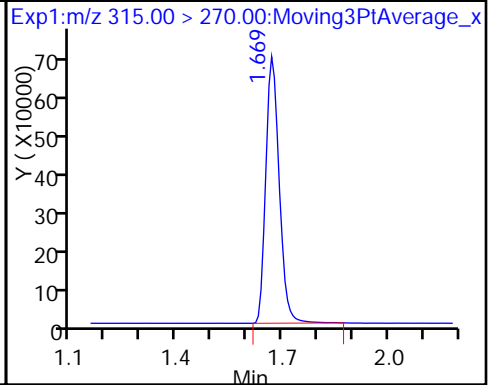
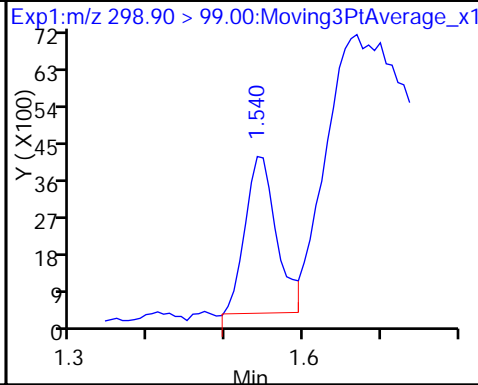
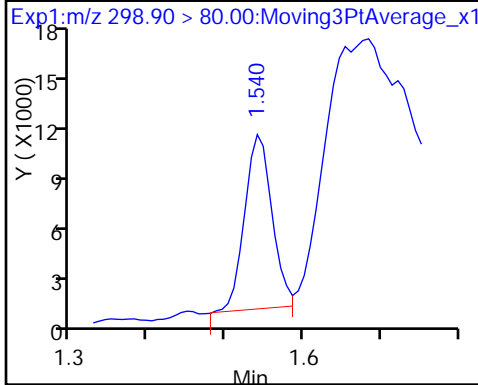
Method: 537_A8_N

Limit Group: LC 537 ICAL

1 Perfluorobutanesulfonic acid (M)

1 Perfluorobutanesulfonic acid (M)

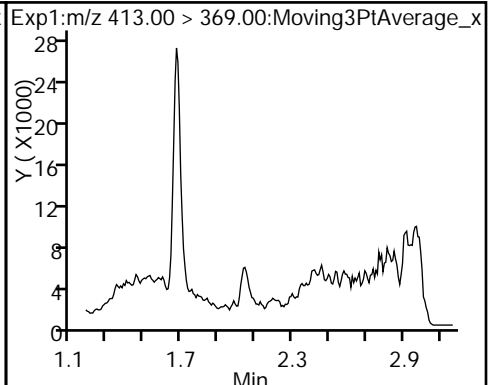
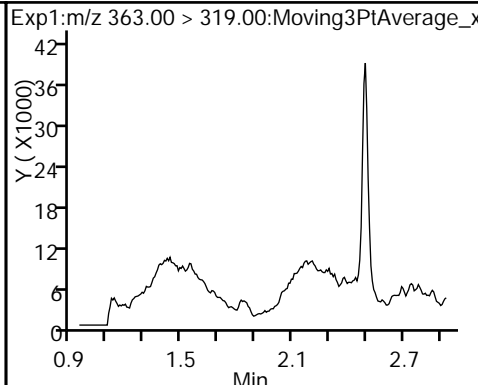
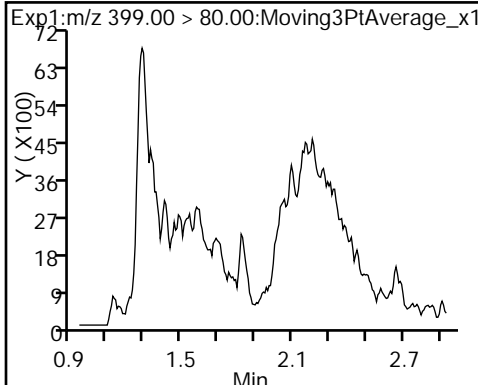
\$ 2 13C2 PFHxA



3 Perfluorohexanesulfonic acid (ND)

4 Perfluoroheptanoic acid (ND)

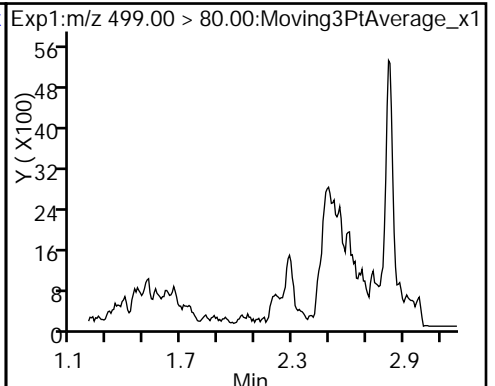
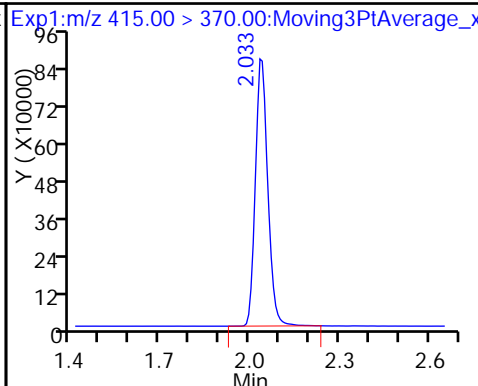
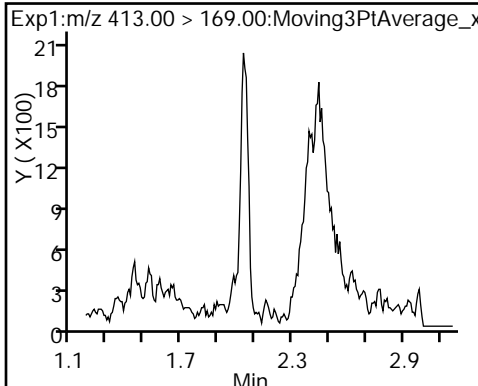
5 Perfluorooctanoic acid (ND)



5 Perfluorooctanoic acid (ND)

* 6 13C2-PFOA

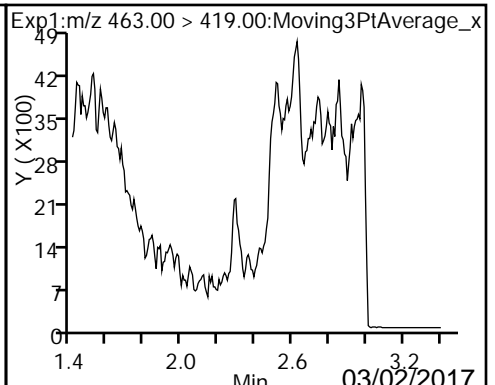
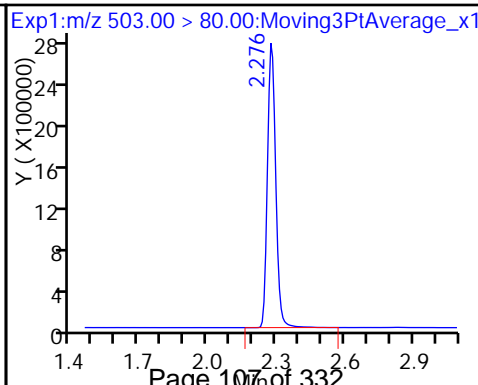
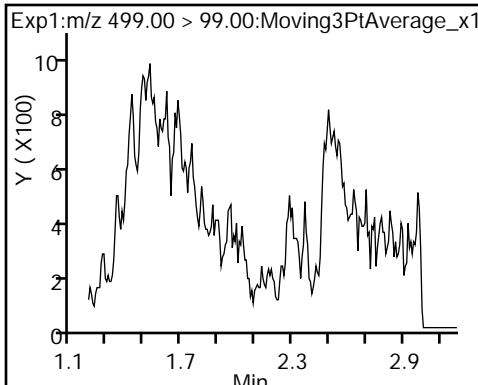
8 Perfluorooctane sulfonic acid (ND)



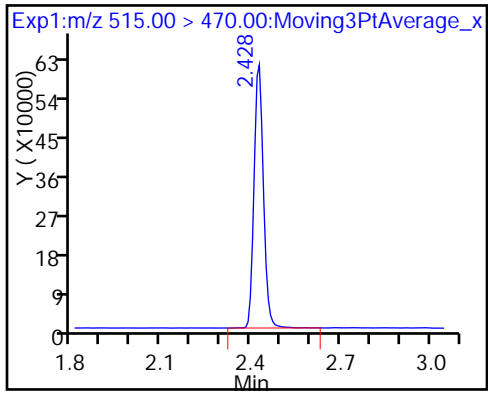
8 Perfluorooctane sulfonic acid (ND)

* 7 13C4 PFOS

9 Perfluorononanoic acid (ND)



\$ 10 13C2 PFDA



TestAmerica Sacramento
Recovery Report

Data File: \\ChromNa\Sacramento\ChromData\A8_N\20170228-40335.b\2017.02.28C_537_003.d
 Lims ID: 320-26004-A-1-A
 Client ID: WI-AF-1RW27-0217
 Sample Type: Client
 Inject. Date: 28-Feb-2017 17:22:27 ALS Bottle#: 23 Worklist Smp#: 18
 Injection Vol: 2.0 ul Dil. Factor: 1.0000
 Sample Info: 320-26004-a-1-a
 Misc. Info.: Plate: 1 Rack: 2
 Operator ID: A8-PC\A8 Instrument ID: A8_N
 Method: \\ChromNa\Sacramento\ChromData\A8_N\20170228-40335.b\537_A8_N.m
 Limit Group: LC 537 ICAL
 Last Update: 01-Mar-2017 13:37:54 Calib Date: 28-Feb-2017 15:03:35
 Integrator: Picker
 Quant Method: Internal Standard Quant By: Initial Calibration
 Last ICal File: \\ChromNA\Sacramento\ChromData\A8_N\20170228-40333.b\2017.02.28_537CURVE_008.d
 Column 1 : Det: EXP1
 Process Host: XAWRK024

First Level Reviewer: barnettj Date: 01-Mar-2017 13:24:57

Compound	Amount Added	Amount Recovered	% Rec.
\$ 2 13C2 PFHxA	10.0	7.26	72.60
\$ 10 13C2 PFDA	10.0	7.18	71.78

TestAmerica Sacramento

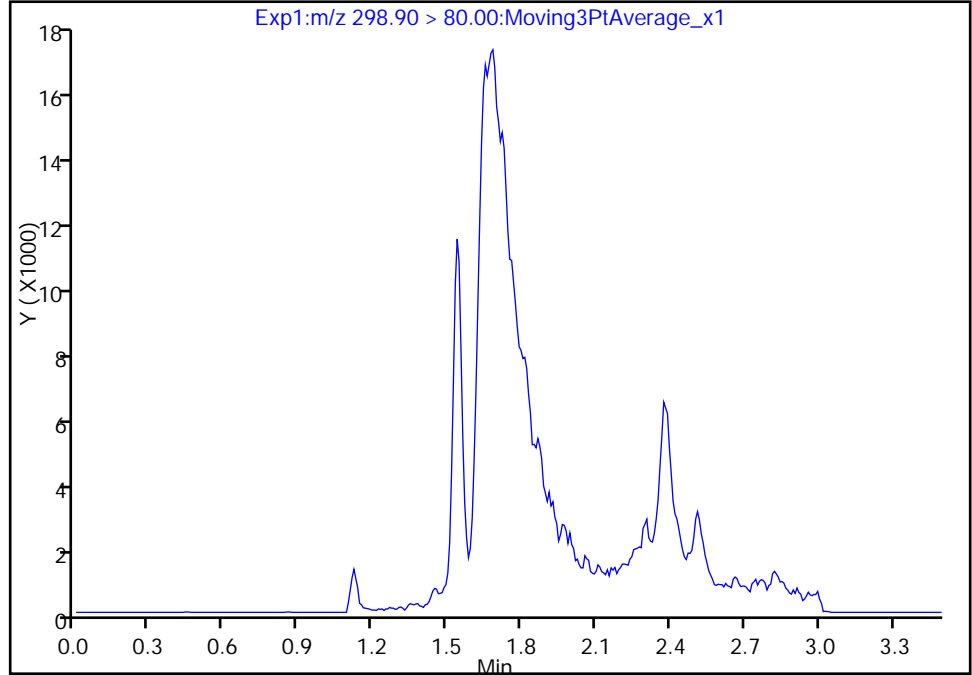
Data File: \\ChromNa\Sacramento\ChromData\A8_N\20170228-40335.b\2017.02.28C_537_003.d
Injection Date: 28-Feb-2017 17:22:27 Instrument ID: A8_N
Lims ID: 320-26004-A-1-A Lab Sample ID: 320-26004-1
Client ID: WI-AF-1RW27-0217
Operator ID: A8-PC\A8 ALS Bottle#: 23 Worklist Smp#: 18
Injection Vol: 2.0 ul Dil. Factor: 1.0000
Method: 537_A8_N Limit Group: LC 537 ICAL
Column: Detector EXP1

1 Perfluorobutanesulfonic acid, CAS: 375-73-5

Signal: 1

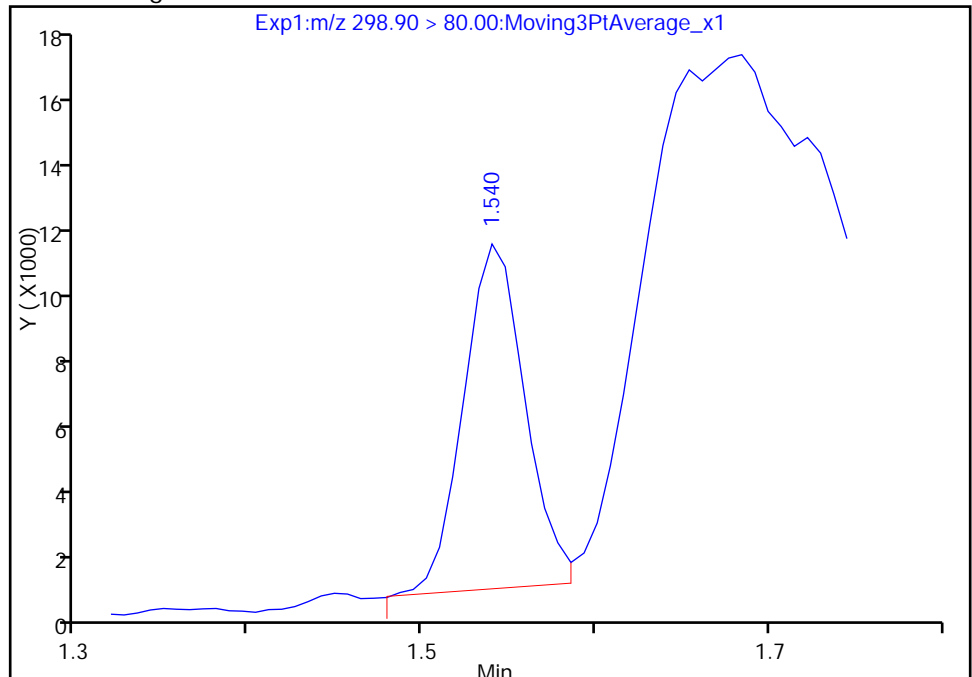
Not Detected
Expected RT: 1.63

Processing Integration Results



Manual Integration Results

RT: 1.54
Area: 24758
Amount: 0.068978
Amount Units: ng/ml



Reviewer: barnettj, 01-Mar-2017 13:45:17
Audit Action: Manually Integrated

Audit Reason: Missed Peak

TestAmerica Sacramento

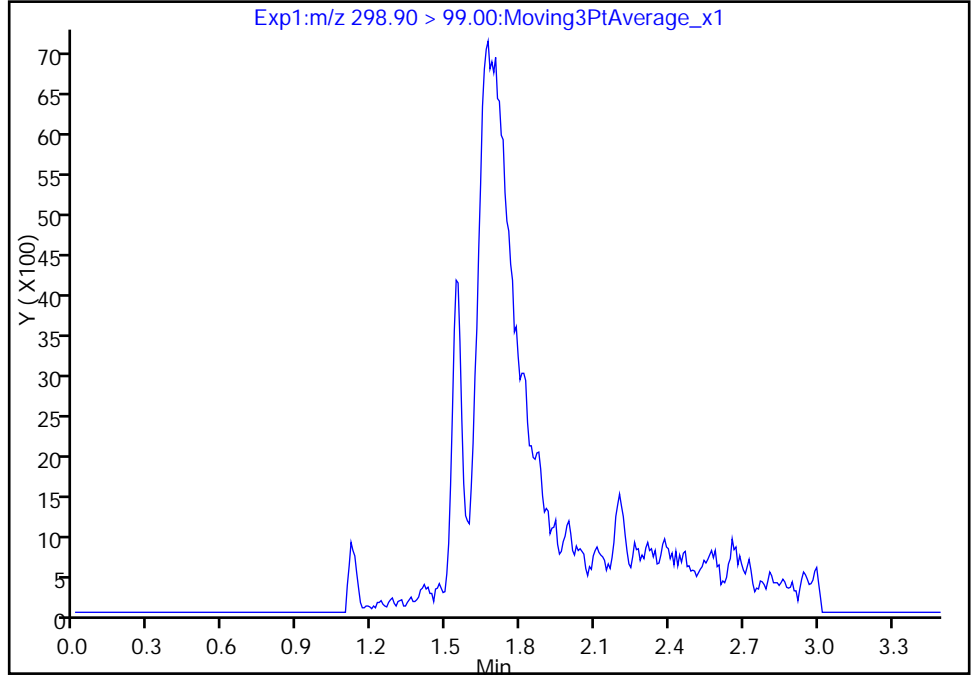
Data File: \\ChromNa\Sacramento\ChromData\A8_N\20170228-40335.b\2017.02.28C_537_003.d
Injection Date: 28-Feb-2017 17:22:27 Instrument ID: A8_N
Lims ID: 320-26004-A-1-A Lab Sample ID: 320-26004-1
Client ID: WI-AF-1RW27-0217
Operator ID: A8-PC\A8 ALS Bottle#: 23 Worklist Smp#: 18
Injection Vol: 2.0 ul Dil. Factor: 1.0000
Method: 537_A8_N Limit Group: LC 537 ICAL
Column: Detector EXP1

1 Perfluorobutanesulfonic acid, CAS: 375-73-5

Signal: 2

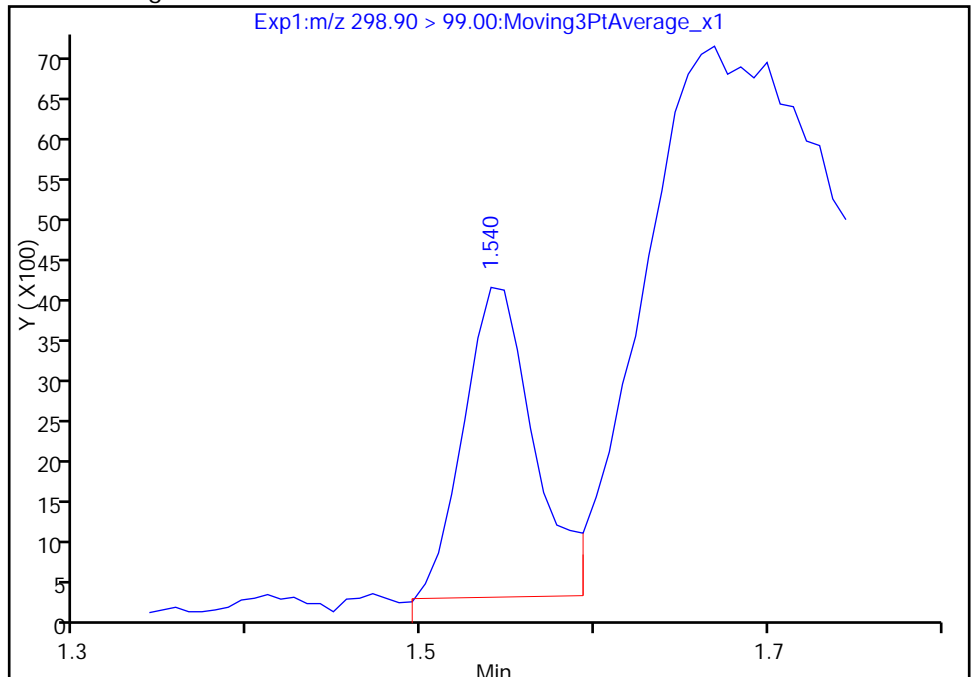
Not Detected
Expected RT: 1.63

Processing Integration Results



Manual Integration Results

RT: 1.54
Area: 10649
Amount: 0.068978
Amount Units: ng/ml



Reviewer: barnettj, 01-Mar-2017 13:45:17

Audit Action: Manually Integrated

Audit Reason: Missed Peak

FORM I
LCMS ORGANICS ANALYSIS DATA SHEET

Lab Name: TestAmerica Sacramento Job No.: 320-26004-1
 SDG No.: _____
 Client Sample ID: WI-AF-1FB27-0217 Lab Sample ID: 320-26004-2
 Matrix: Water Lab File ID: 2017.02.28C_537_004.d
 Analysis Method: 537 Date Collected: 02/20/2017 12:51
 Extraction Method: 537 Date Extracted: 02/24/2017 13:19
 Sample wt/vol: 255.4(mL) Date Analyzed: 02/28/2017 17:26
 Con. Extract Vol.: 1(mL) Dilution Factor: 1
 Injection Volume: 2(uL) GC Column: GeminiC18 3x100 ID: 3(mm)
 % Moisture: _____ GPC Cleanup: (Y/N) N
 Analysis Batch No.: 152592 Units: ug/L

CAS NO.	COMPOUND NAME	RESULT	Q	LOQ	LOD	DL
1763-23-1	Perfluorooctanesulfonic acid (PFOS)	0.047	U	0.059	0.047	0.015
335-67-1	Perfluorooctanoic acid (PFOA)	0.023	U	0.029	0.023	0.0092
375-73-5	Perfluorobutanesulfonic acid (PFBS)	0.11	U	0.14	0.11	0.047

CAS NO.	SURROGATE	%REC	Q	LIMITS
STL00993	13C2 PFHxA	80		70-130
STL00996	13C2 PFDA	73		70-130

TestAmerica Sacramento
Target Compound Quantitation Report

Data File: \\ChromNa\Sacramento\ChromData\A8_N\20170228-40335.b\2017.02.28C_537_004.d
 Lims ID: 320-26004-A-2-A
 Client ID: WI-AF-1FB27-0217
 Sample Type: Client
 Inject. Date: 28-Feb-2017 17:26:50 ALS Bottle#: 24 Worklist Smp#: 19
 Injection Vol: 2.0 ul Dil. Factor: 1.0000
 Sample Info: 320-26004-a-2-a
 Misc. Info.: Plate: 1 Rack: 2
 Operator ID: A8-PC\A8 Instrument ID: A8_N
 Method: \\ChromNa\Sacramento\ChromData\A8_N\20170228-40335.b\537_A8_N.m
 Limit Group: LC 537 ICAL
 Last Update: 01-Mar-2017 13:37:54 Calib Date: 28-Feb-2017 15:03:35
 Integrator: Picker
 Quant Method: Internal Standard Quant By: Initial Calibration
 Last ICal File: \\ChromNA\Sacramento\ChromData\A8_N\20170228-40333.b\2017.02.28_537CURVE_008.d
 Column 1 : Det: EXP1
 Process Host: XAWRK024

First Level Reviewer: barnettj Date: 01-Mar-2017 13:25:15

Signal	RT	EXP RT	DLT RT	REL RT	Response	Amount ng/ml	Ratio(Limits)	S/N	Flags
\$ 2 13C2 PFHxA	315.00 > 270.00	1.677	1.765	-0.088	1.000	1935806	8.01	4689	
* 6 13C2-PFOA	415.00 > 370.00	2.041	2.172	-0.131		2360430	10.0	4535	
* 7 13C4 PFOS	503.00 > 80.00	2.284	2.395	-0.111		6503509	28.7	7731	
\$ 10 13C2 PFDA	515.00 > 470.00	2.428	2.530	-0.102	1.000	1306290	7.31	1568	

TestAmerica Sacramento

Data File: \\ChromNa\Sacramento\ChromData\A8_N\20170228-40335.b\2017.02.28C_537_004.d

Injection Date: 28-Feb-2017 17:26:50

Instrument ID: A8_N

Lims ID: 320-26004-A-2-A

Lab Sample ID: 320-26004-2

Client ID: WI-AF-1FB27-0217

Operator ID: A8-PC\A8

ALS Bottle#: 24

Worklist Smp#: 19

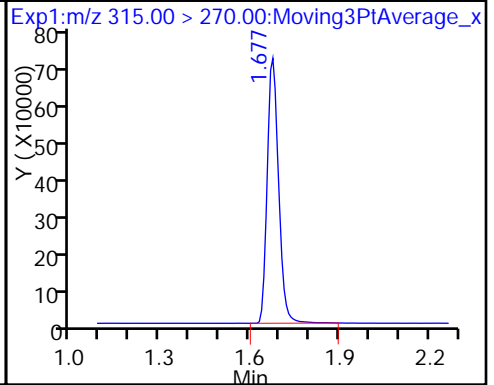
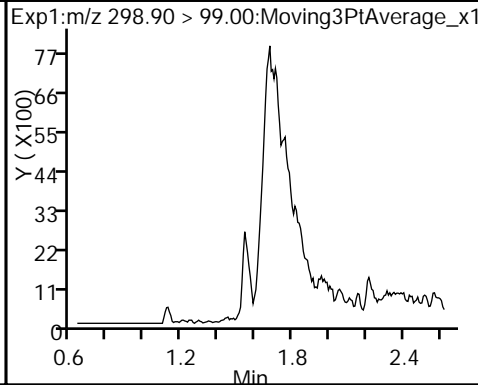
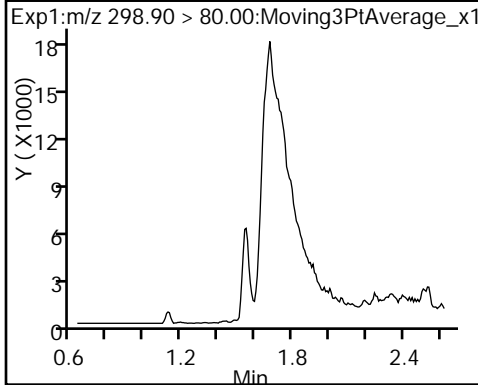
Injection Vol: 2.0 ul

Dil. Factor: 1.0000

Method: 537_A8_N

Limit Group: LC 537 ICAL

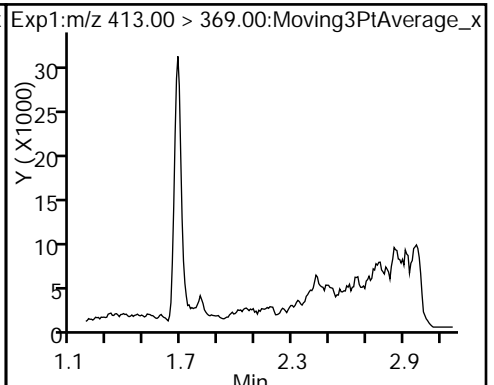
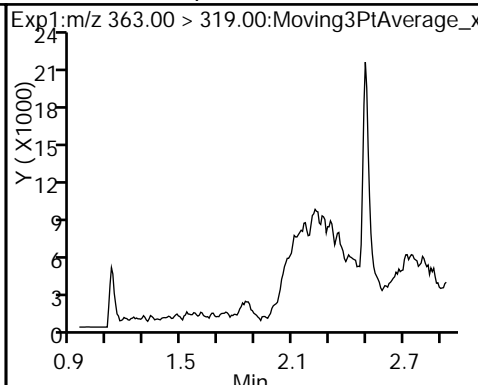
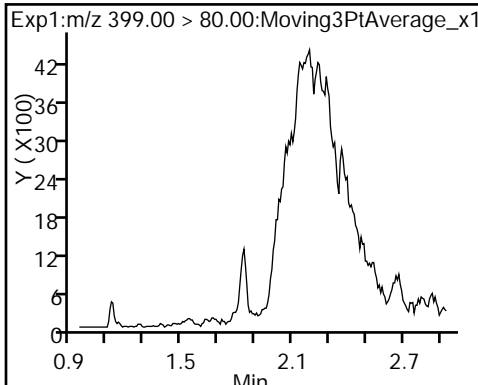
1 Perfluorobutanesulfonic acid (ND) 1 Perfluorobutanesulfonic acid (ND) \$ 2 13C2 PFHxA



3 Perfluorohexanesulfonic acid (ND)

4 Perfluoroheptanoic acid (ND)

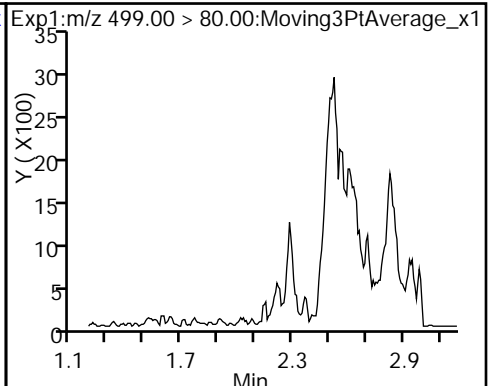
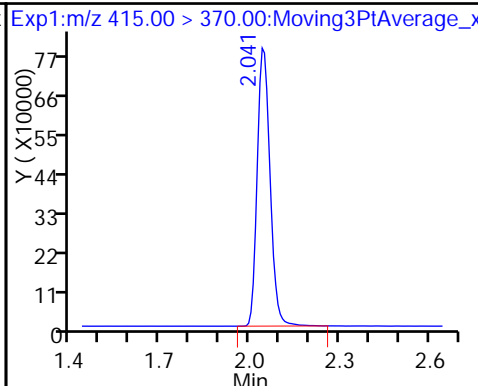
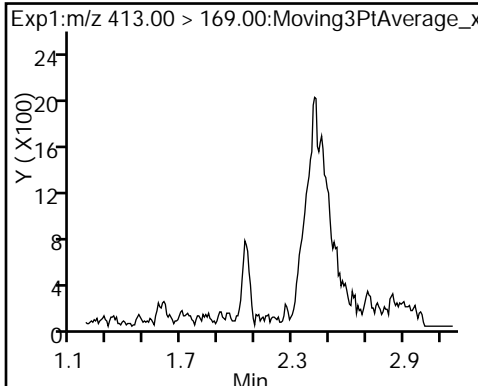
5 Perfluorooctanoic acid (ND)



5 Perfluorooctanoic acid (ND)

* 6 13C2-PFOA

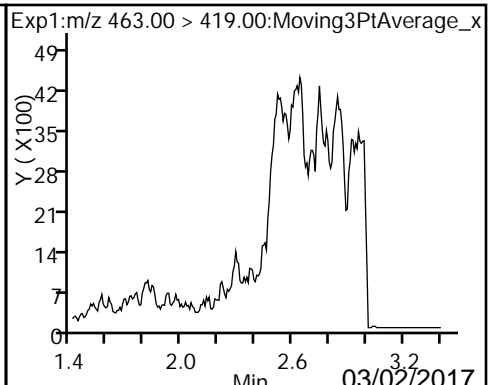
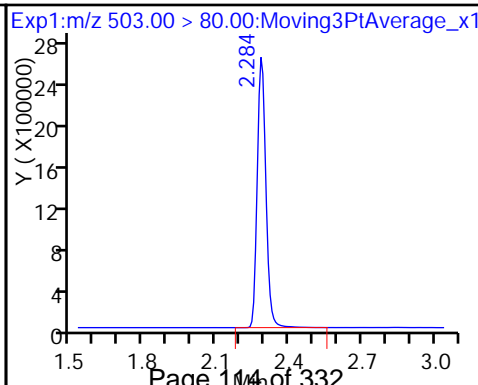
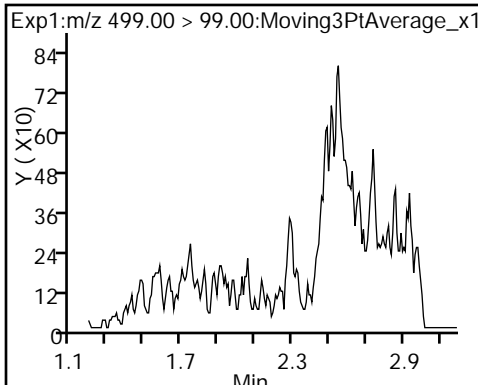
8 Perfluorooctane sulfonic acid (ND)



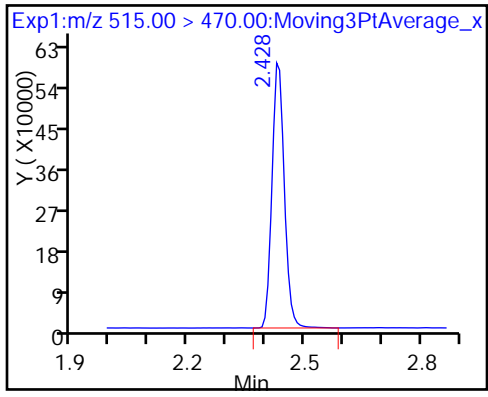
8 Perfluorooctane sulfonic acid (ND)

* 7 13C4 PFOS

9 Perfluorononanoic acid (ND)



\$ 10 13C2 PFDA



TestAmerica Sacramento
Recovery Report

Data File: \\ChromNa\Sacramento\ChromData\A8_N\20170228-40335.b\2017.02.28C_537_004.d
 Lims ID: 320-26004-A-2-A
 Client ID: WI-AF-1FB27-0217
 Sample Type: Client
 Inject. Date: 28-Feb-2017 17:26:50 ALS Bottle#: 24 Worklist Smp#: 19
 Injection Vol: 2.0 ul Dil. Factor: 1.0000
 Sample Info: 320-26004-a-2-a
 Misc. Info.: Plate: 1 Rack: 2
 Operator ID: A8-PC\A8 Instrument ID: A8_N
 Method: \\ChromNa\Sacramento\ChromData\A8_N\20170228-40335.b\537_A8_N.m
 Limit Group: LC 537 ICAL
 Last Update: 01-Mar-2017 13:37:54 Calib Date: 28-Feb-2017 15:03:35
 Integrator: Picker
 Quant Method: Internal Standard Quant By: Initial Calibration
 Last ICal File: \\ChromNA\Sacramento\ChromData\A8_N\20170228-40333.b\2017.02.28_537CURVE_008.d
 Column 1 : Det: EXP1
 Process Host: XAWRK024

First Level Reviewer: barnettj Date: 01-Mar-2017 13:25:15

Compound	Amount Added	Amount Recovered	% Rec.
\$ 2 13C2 PFHxA	10.0	8.01	80.10
\$ 10 13C2 PFDA	10.0	7.31	73.12

FORM I
LCMS ORGANICS ANALYSIS DATA SHEET

Lab Name: TestAmerica Sacramento Job No.: 320-26004-1
 SDG No.: _____
 Client Sample ID: WI-AF-1RW28-0217 Lab Sample ID: 320-26004-3
 Matrix: Water Lab File ID: 2017.02.28C_537_005.d
 Analysis Method: 537 Date Collected: 02/20/2017 14:22
 Extraction Method: 537 Date Extracted: 02/24/2017 13:19
 Sample wt/vol: 246.5 (mL) Date Analyzed: 02/28/2017 17:31
 Con. Extract Vol.: 1 (mL) Dilution Factor: 1
 Injection Volume: 2 (uL) GC Column: GeminiC18 3x100 ID: 3 (mm)
 % Moisture: _____ GPC Cleanup: (Y/N) N
 Analysis Batch No.: 152592 Units: ug/L

CAS NO.	COMPOUND NAME	RESULT	Q	LOQ	LOD	DL
1763-23-1	Perfluorooctanesulfonic acid (PFOS)	0.049	U M	0.061	0.049	0.016
335-67-1	Perfluorooctanoic acid (PFOA)	0.032		0.030	0.024	0.0096
375-73-5	Perfluorobutanesulfonic acid (PFBS)	0.11	U	0.14	0.11	0.048

CAS NO.	SURROGATE	%REC	Q	LIMITS
STL00993	13C2 PFHxA	62	Q	70-130
STL00996	13C2 PFDA	72		70-130

TestAmerica Sacramento
Target Compound Quantitation Report

Data File: \\ChromNa\Sacramento\ChromData\A8_N\20170228-40335.b\2017.02.28C_537_005.d
 Lims ID: 320-26004-A-3-A
 Client ID: WI-AF-1RW28-0217
 Sample Type: Client
 Inject. Date: 28-Feb-2017 17:31:13 ALS Bottle#: 25 Worklist Smp#: 20
 Injection Vol: 2.0 ul Dil. Factor: 1.0000
 Sample Info: 320-26004-a-3-a
 Misc. Info.: Plate: 1 Rack: 2
 Operator ID: A8-PC\A8 Instrument ID: A8_N
 Method: \\ChromNa\Sacramento\ChromData\A8_N\20170228-40335.b\537_A8_N.m
 Limit Group: LC 537 ICAL
 Last Update: 01-Mar-2017 13:37:54 Calib Date: 28-Feb-2017 15:03:35
 Integrator: Picker
 Quant Method: Internal Standard Quant By: Initial Calibration
 Last ICal File: \\ChromNA\Sacramento\ChromData\A8_N\20170228-40333.b\2017.02.28_537CURVE_008.d
 Column 1 : Det: EXP1
 Process Host: XAWRK024

First Level Reviewer: barnettj Date: 01-Mar-2017 13:26:30

Signal	RT	EXP RT	DLT RT	REL RT	Response	Amount ng/ml	Ratio(Limits)	S/N	Flags
1 Perfluorobutanesulfonic acid									
298.90 > 80.00	1.540	1.627	-0.087	1.000	225838	0.6613		27.0	
298.90 > 99.00	1.540	1.627	-0.087	1.000	99239		2.28(0.00-0.00)	29.4	
\$ 2 13C2 PFHxA									
315.00 > 270.00	1.669	1.765	-0.096	1.000	1456999	6.24		3896	
3 Perfluorohexanesulfonic acid									
399.00 > 80.00	1.821	1.938	-0.117	1.000	622734	1.98		61.0	
4 Perfluoroheptanoic acid									
363.00 > 319.00	1.828	1.940	-0.112	1.000	150905	0.7207		5.7	
5 Perfluorooctanoic acid									
413.00 > 369.00	2.033	2.172	-0.139	1.000	1744133	7.96		74.9	
413.00 > 169.00	2.026	2.172	-0.146	0.996	1149316		1.52(0.00-0.00)	648	
* 6 13C2-PFOA									
415.00 > 370.00	2.026	2.172	-0.146		2281266	10.0		4655	
8 Perfluorooctane sulfonic acid									
499.00 > 80.00	2.193	2.276	-0.083	1.000	39585	0.1586		6.8	M
499.00 > 99.00	2.193	2.276	-0.083	1.000	6502		6.09(0.00-0.00)	1.4	M
* 7 13C4 PFOS									
503.00 > 80.00	2.269	2.395	-0.127		6568982	28.7		2951	
\$ 10 13C2 PFDA									
515.00 > 470.00	2.420	2.530	-0.110	1.000	1249885	7.24		1905	

QC Flag Legend

Review Flags

M - Manually Integrated

TestAmerica Sacramento

Data File: \\ChromNa\Sacramento\ChromData\A8_N\20170228-40335.b\2017.02.28C_537_005.d

Injection Date: 28-Feb-2017 17:31:13

Instrument ID: A8_N

Lims ID: 320-26004-A-3-A

Lab Sample ID: 320-26004-3

Client ID: WI-AF-1RW28-0217

Operator ID: A8-PC\A8

ALS Bottle#: 25

Worklist Smp#: 20

Injection Vol: 2.0 ul

Dil. Factor: 1.0000

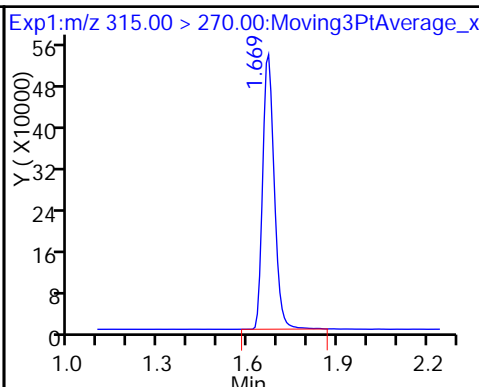
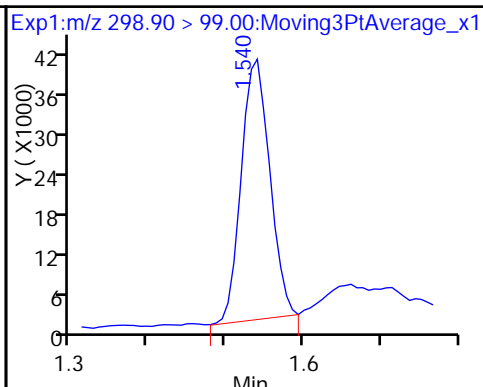
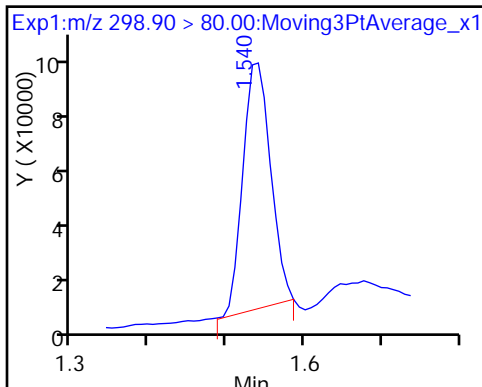
Method: 537_A8_N

Limit Group: LC 537 ICAL

1 Perfluorobutanesulfonic acid

1 Perfluorobutanesulfonic acid

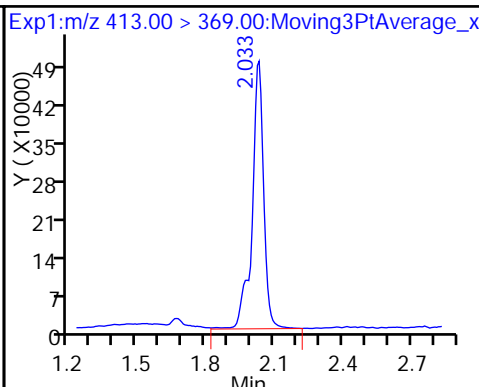
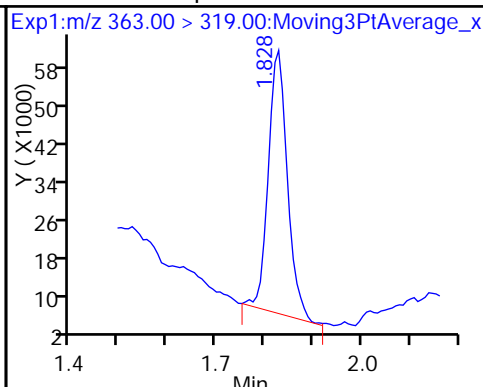
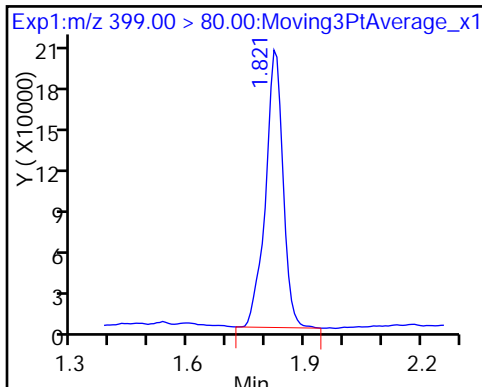
\$ 2 13C2 PFHxA



3 Perfluorohexanesulfonic acid

4 Perfluoroheptanoic acid

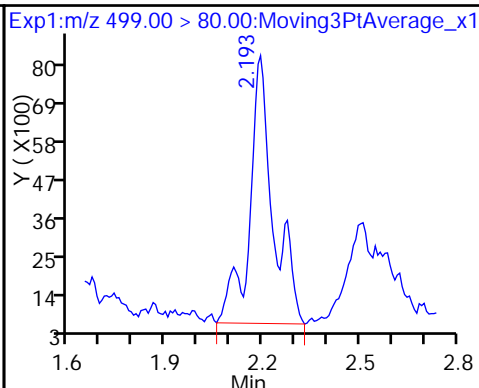
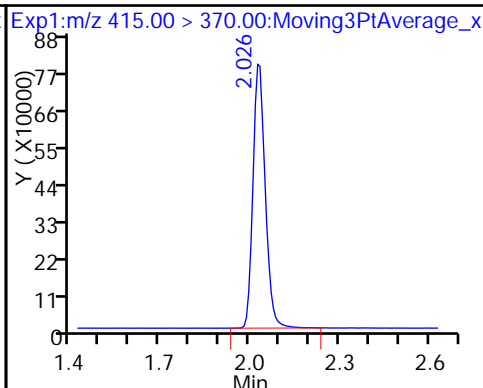
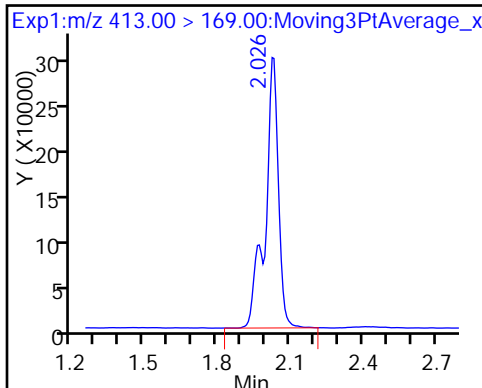
5 Perfluorooctanoic acid



5 Perfluorooctanoic acid

* 6 13C2-PFOA

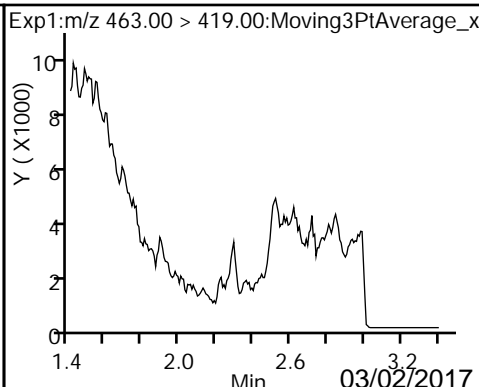
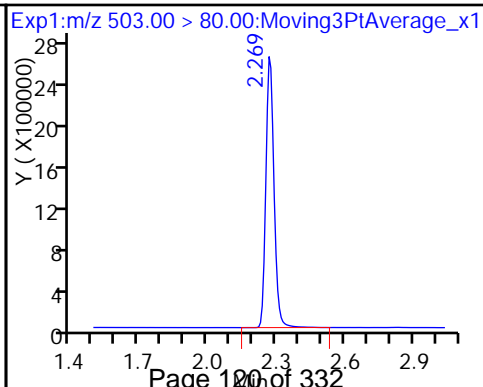
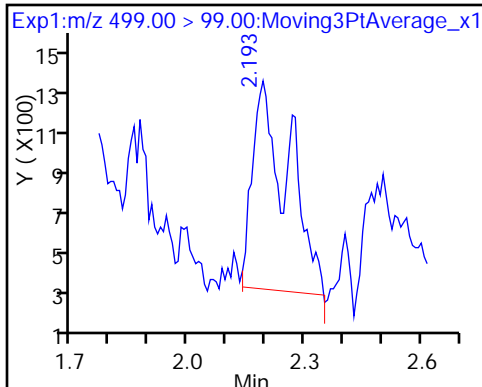
8 Perfluorooctane sulfonic acid



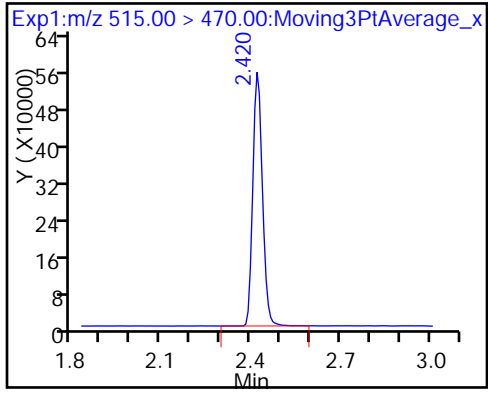
8 Perfluorooctane sulfonic acid (M)

* 7 13C4 PFOS

9 Perfluorononanoic acid (ND)



\$ 10 13C2 PFDA



TestAmerica Sacramento
Recovery Report

Data File: \\ChromNa\Sacramento\ChromData\A8_N\20170228-40335.b\2017.02.28C_537_005.d
 Lims ID: 320-26004-A-3-A
 Client ID: WI-AF-1RW28-0217
 Sample Type: Client
 Inject. Date: 28-Feb-2017 17:31:13 ALS Bottle#: 25 Worklist Smp#: 20
 Injection Vol: 2.0 ul Dil. Factor: 1.0000
 Sample Info: 320-26004-a-3-a
 Misc. Info.: Plate: 1 Rack: 2
 Operator ID: A8-PC\A8 Instrument ID: A8_N
 Method: \\ChromNa\Sacramento\ChromData\A8_N\20170228-40335.b\537_A8_N.m
 Limit Group: LC 537 ICAL
 Last Update: 01-Mar-2017 13:37:54 Calib Date: 28-Feb-2017 15:03:35
 Integrator: Picker
 Quant Method: Internal Standard Quant By: Initial Calibration
 Last ICal File: \\ChromNA\Sacramento\ChromData\A8_N\20170228-40333.b\2017.02.28_537CURVE_008.d
 Column 1 : Det: EXP1
 Process Host: XAWRK024

First Level Reviewer: barnettj Date: 01-Mar-2017 13:26:30

Compound	Amount Added	Amount Recovered	% Rec.
\$ 2 13C2 PFHxA	10.0	6.24	62.38
\$ 10 13C2 PFDA	10.0	7.24	72.39

TestAmerica Sacramento

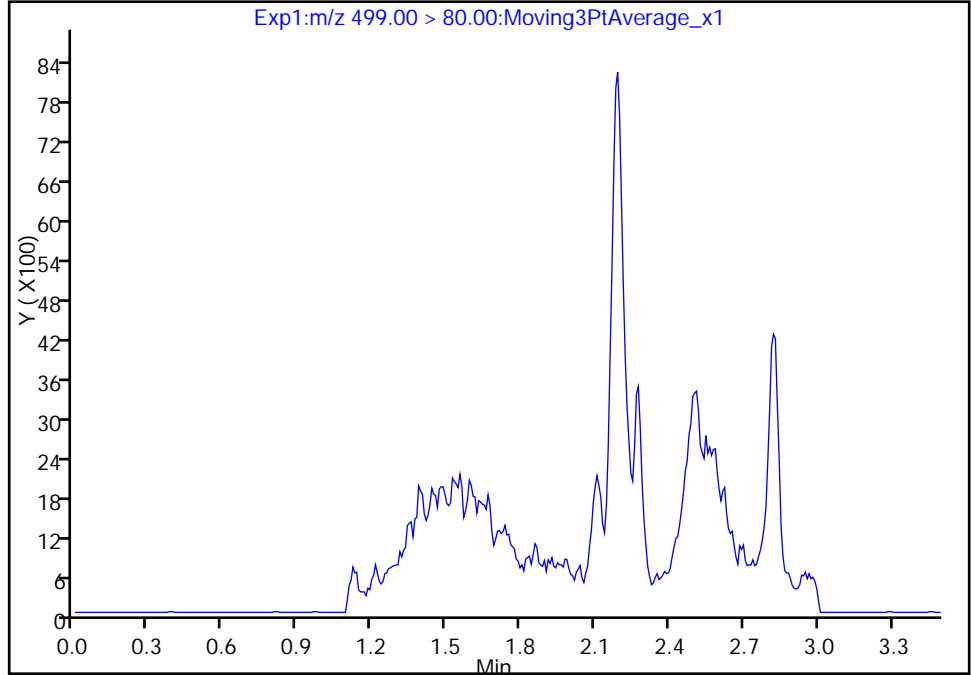
Data File: \\ChromNa\Sacramento\ChromData\A8_N\20170228-40335.b\2017.02.28C_537_005.d
Injection Date: 28-Feb-2017 17:31:13 Instrument ID: A8_N
Lims ID: 320-26004-A-3-A Lab Sample ID: 320-26004-3
Client ID: WI-AF-1RW28-0217
Operator ID: A8-PC\A8 ALS Bottle#: 25 Worklist Smp#: 20
Injection Vol: 2.0 ul Dil. Factor: 1.0000
Method: 537_A8_N Limit Group: LC 537 ICAL
Column: Detector EXP1

8 Perfluorooctane sulfonic acid, CAS: 1763-23-1

Signal: 1

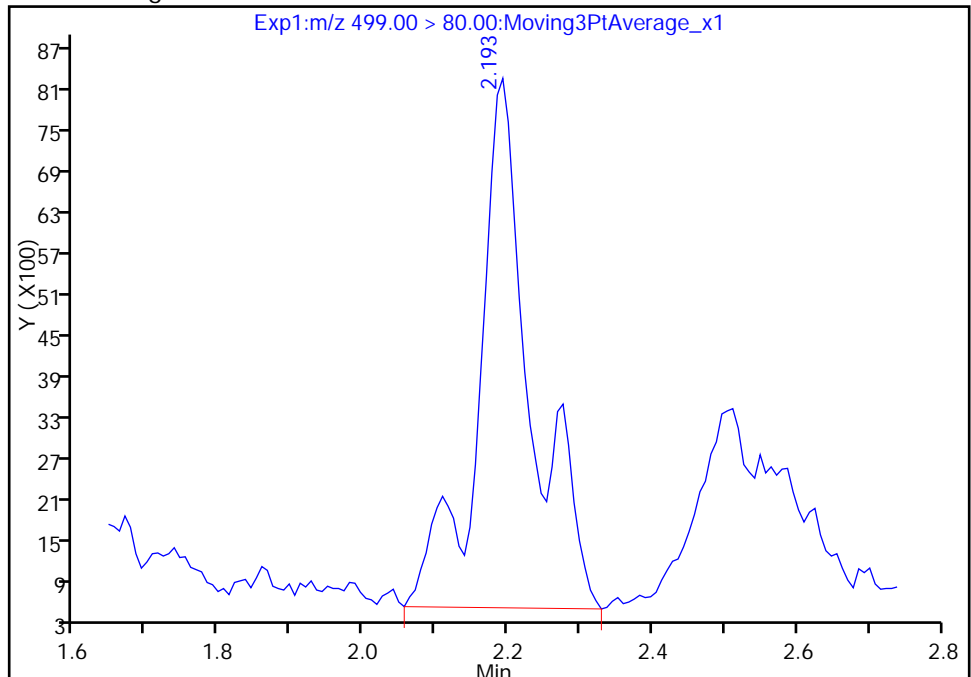
Not Detected
Expected RT: 2.28

Processing Integration Results



Manual Integration Results

RT: 2.19
Area: 39585
Amount: 0.158645
Amount Units: ng/ml



Reviewer: barnettj, 01-Mar-2017 13:45:22
Audit Action: Assigned Compound ID

Audit Reason: Missed Peak

TestAmerica Sacramento

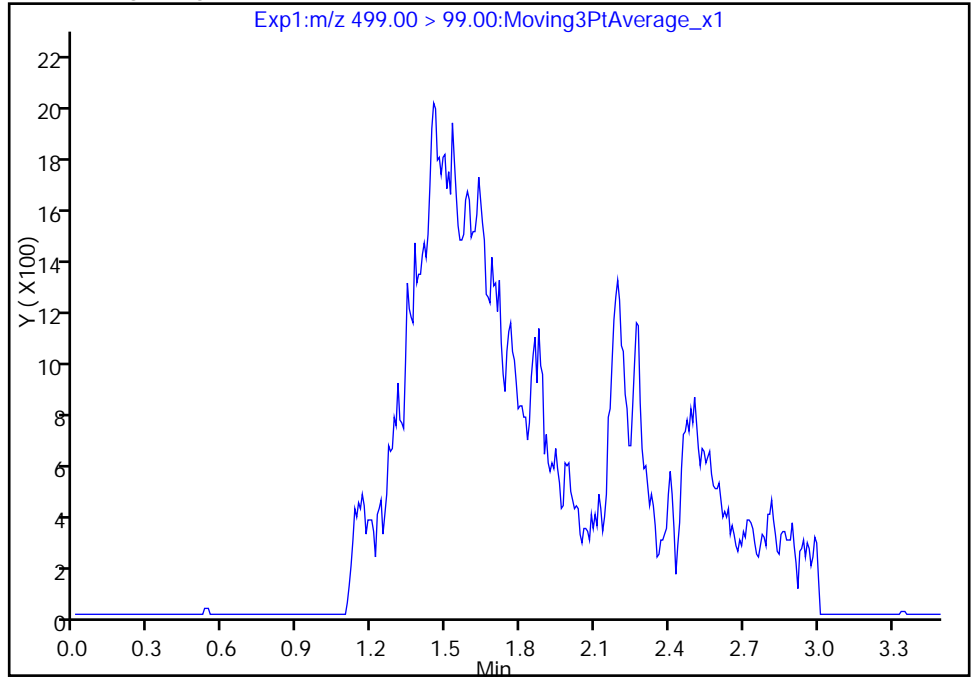
Data File: \\ChromNa\Sacramento\ChromData\A8_N\20170228-40335.b\2017.02.28C_537_005.d
Injection Date: 28-Feb-2017 17:31:13 Instrument ID: A8_N
Lims ID: 320-26004-A-3-A Lab Sample ID: 320-26004-3
Client ID: WI-AF-1RW28-0217
Operator ID: A8-PC\A8 ALS Bottle#: 25 Worklist Smp#: 20
Injection Vol: 2.0 ul Dil. Factor: 1.0000
Method: 537_A8_N Limit Group: LC 537 ICAL
Column: Detector EXP1

8 Perfluorooctane sulfonic acid, CAS: 1763-23-1

Signal: 2

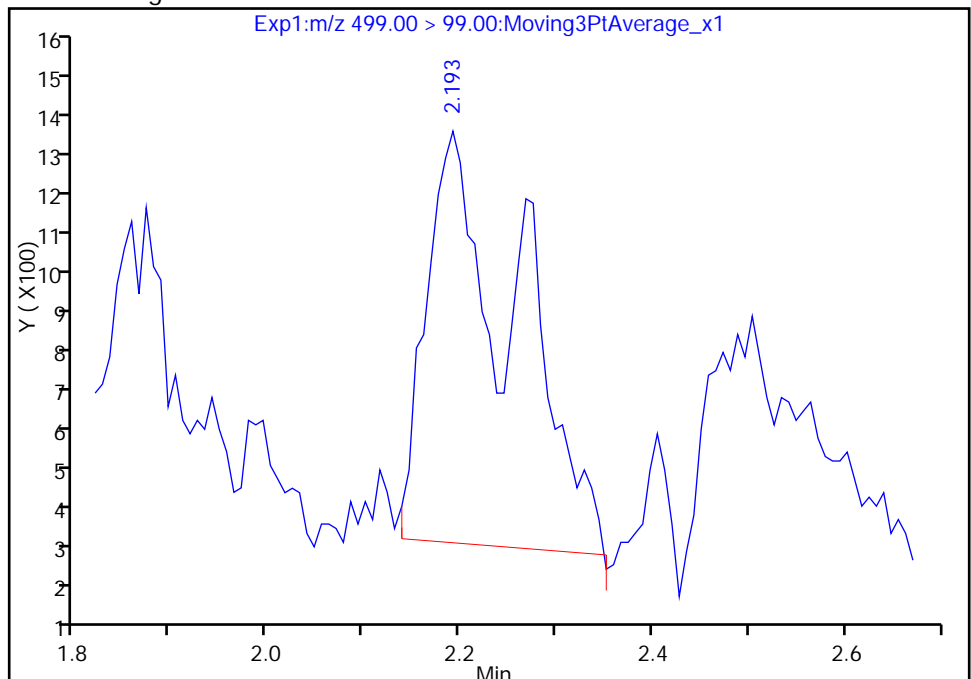
Not Detected
Expected RT: 2.28

Processing Integration Results



Manual Integration Results

RT: 2.19
Area: 6502
Amount: 0.158645
Amount Units: ng/ml



Reviewer: barnettj, 01-Mar-2017 13:45:22

Audit Action: Manually Integrated

Audit Reason: Missed Peak

FORM I
LCMS ORGANICS ANALYSIS DATA SHEET

Lab Name: TestAmerica Sacramento Job No.: 320-26004-1
 SDG No.: _____
 Client Sample ID: WI-AF-1FB28-0217 Lab Sample ID: 320-26004-4
 Matrix: Water Lab File ID: 2017.03.01A_537_005.d
 Analysis Method: 537 Date Collected: 02/20/2017 14:23
 Extraction Method: 537 Date Extracted: 02/24/2017 13:19
 Sample wt/vol: 250.5(mL) Date Analyzed: 03/01/2017 15:30
 Con. Extract Vol.: 1(mL) Dilution Factor: 1
 Injection Volume: 2(uL) GC Column: GeminiC18 3x100 ID: 3(mm)
 % Moisture: _____ GPC Cleanup: (Y/N) N
 Analysis Batch No.: 152753 Units: ug/L

CAS NO.	COMPOUND NAME	RESULT	Q	LOQ	LOD	DL
1763-23-1	Perfluorooctanesulfonic acid (PFOS)	0.048	U	0.060	0.048	0.015
335-67-1	Perfluorooctanoic acid (PFOA)	0.024	U	0.030	0.024	0.0094
375-73-5	Perfluorobutanesulfonic acid (PFBS)	0.11	U	0.14	0.11	0.047

CAS NO.	SURROGATE	%REC	Q	LIMITS
STL00993	13C2 PFHxA	73		70-130
STL00996	13C2 PFDA	75		70-130

TestAmerica Sacramento
Target Compound Quantitation Report

Data File: \\ChromNa\Sacramento\ChromData\A8_N\20170301-40376.b\2017.03.01A_537_005.d
 Lims ID: 320-26004-A-4-A
 Client ID: WI-AF-1FB28-0217
 Sample Type: Client
 Inject. Date: 01-Mar-2017 15:30:54 ALS Bottle#: 2 Worklist Smp#: 5
 Injection Vol: 2.0 ul Dil. Factor: 1.0000
 Sample Info: 320-26004-a-4-a
 Misc. Info.: Plate: 1 Rack: 2
 Operator ID: A8-PC\A8 Instrument ID: A8_N
 Method: \\ChromNa\Sacramento\ChromData\A8_N\20170301-40376.b\537_A8_N.m
 Limit Group: LC 537 ICAL
 Last Update: 01-Mar-2017 16:03:17 Calib Date: 01-Mar-2017 13:09:27
 Integrator: Picker
 Quant Method: Internal Standard Quant By: Initial Calibration
 Last ICal File: \\ChromNA\Sacramento\ChromData\A8_N\20170301-40359.b\2017.03.01_537CURVE_008.d
 Column 1 : Det: EXP1
 Process Host: XAWRK024

First Level Reviewer: barnettj Date: 01-Mar-2017 16:05:12

Signal	RT	EXP RT	DLT RT	REL RT	Response	Amount ng/ml	Ratio(Limits)	S/N	Flags
\$ 2 13C2 PFHxA	315.00 > 270.00	1.646	1.638	0.008	1.000	2030390	7.30	4767	
* 6 13C2-PFOA	415.00 > 370.00	1.995	1.992	0.003		2614995	10.0	4286	
* 7 13C4 PFOS	503.00 > 80.00	2.246	2.241	0.005		7071244	28.7	6606	
\$ 10 13C2 PFDA	515.00 > 470.00	2.397	2.392	0.005	1.000	1322882	7.47	1928	

TestAmerica Sacramento

Data File: \\ChromNa\Sacramento\ChromData\A8_N\20170301-40376.b\2017.03.01A_537_005.d

Injection Date: 01-Mar-2017 15:30:54

Instrument ID: A8_N

Lims ID: 320-26004-A-4-A

Lab Sample ID: 320-26004-4

Client ID: WI-AF-1FB28-0217

Operator ID: A8-PC\A8

ALS Bottle#: 2

Worklist Smp#: 5

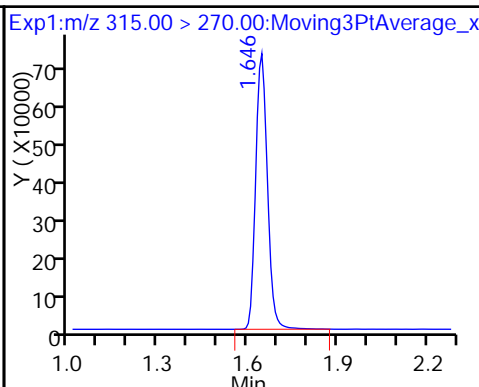
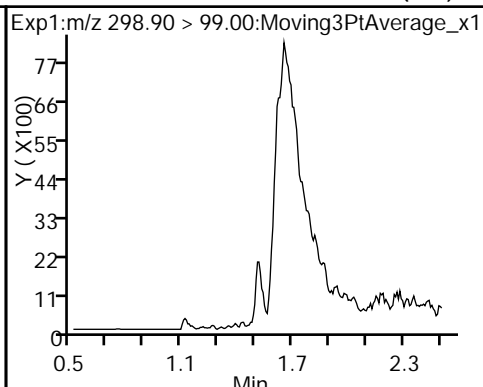
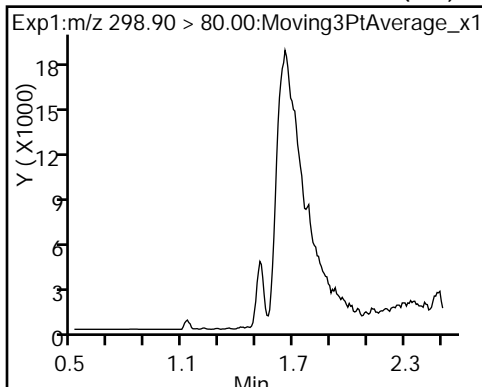
Injection Vol: 2.0 ul

Dil. Factor: 1.0000

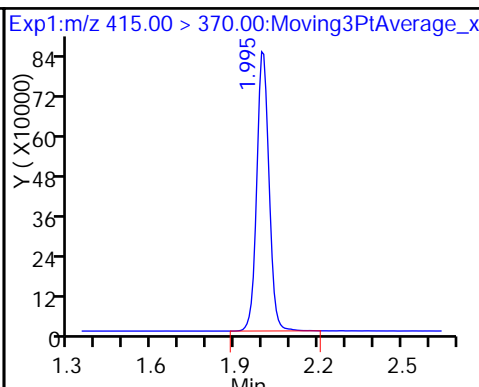
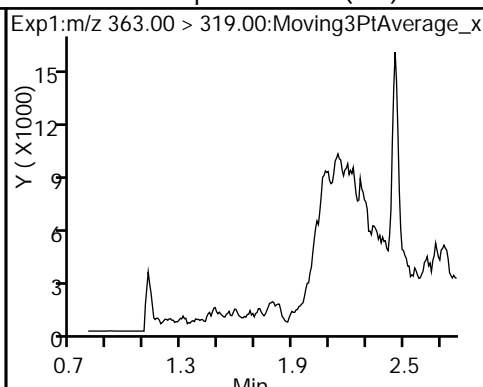
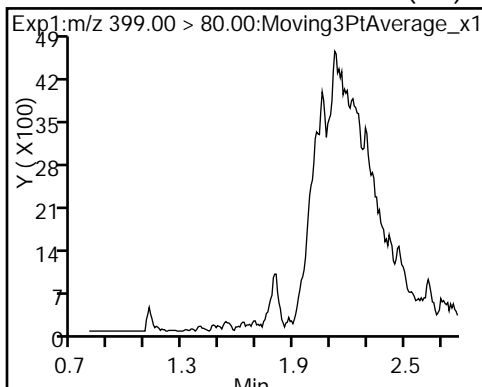
Method: 537_A8_N

Limit Group: LC 537 ICAL

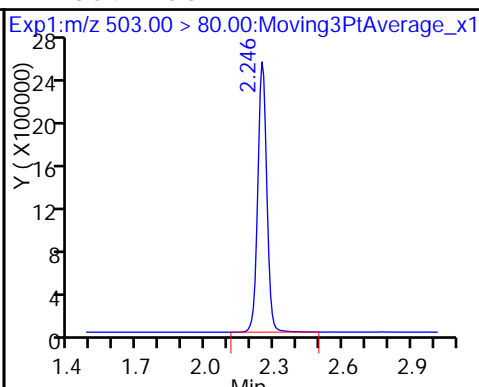
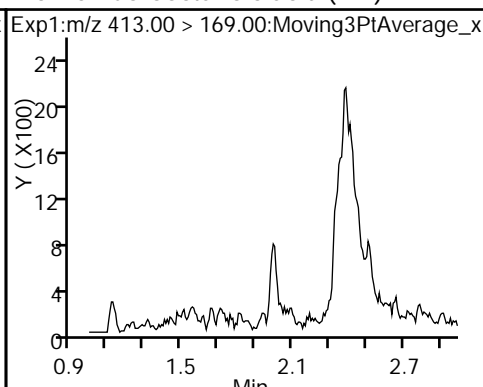
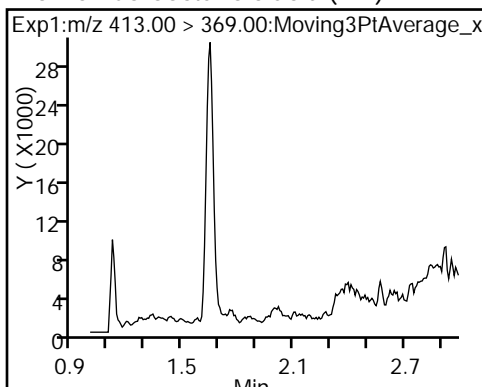
1 Perfluorobutanesulfonic acid (ND) 1 Perfluorobutanesulfonic acid (ND) \$ 2 13C2 PFHxA



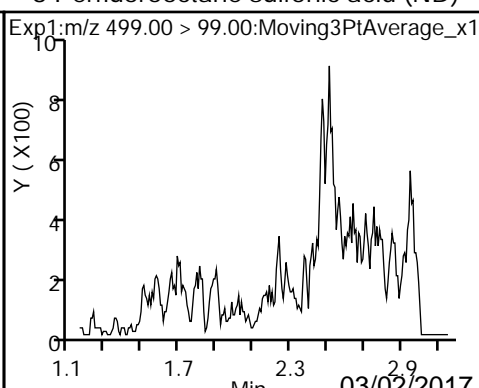
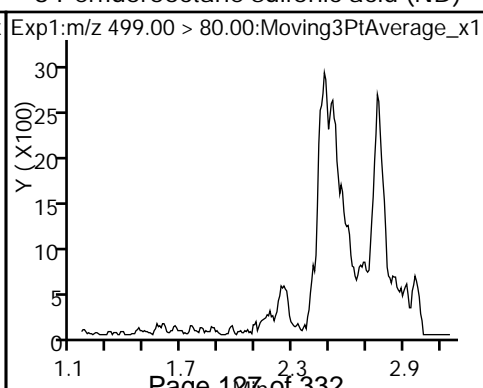
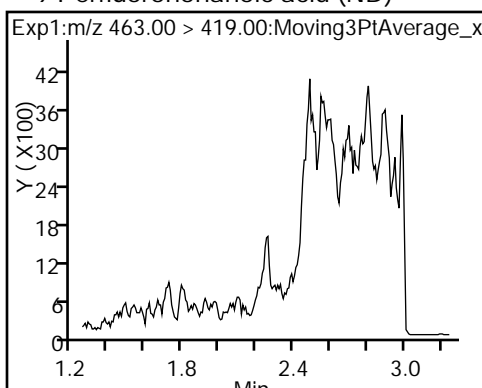
3 Perfluorohexanesulfonic acid (ND) 4 Perfluoroheptanoic acid (ND) * 6 13C2-PFOA



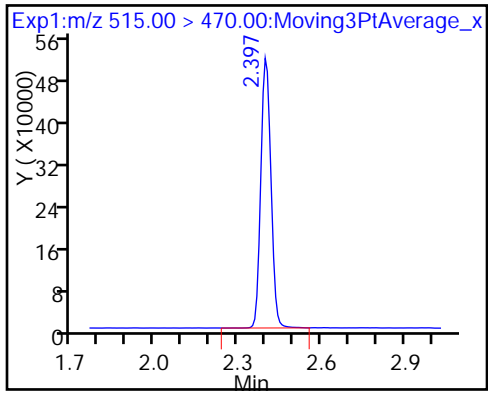
5 Perfluorooctanoic acid (ND) 5 Perfluorooctanoic acid (ND) * 7 13C4 PFOS



9 Perfluorononanoic acid (ND) 8 Perfluorooctane sulfonic acid (ND) 8 Perfluorooctane sulfonic acid (ND)



\$ 10 13C2 PFDA



TestAmerica Sacramento
Recovery Report

Data File: \\ChromNa\Sacramento\ChromData\A8_N\20170301-40376.b\2017.03.01A_537_005.d
 Lims ID: 320-26004-A-4-A
 Client ID: WI-AF-1FB28-0217
 Sample Type: Client
 Inject. Date: 01-Mar-2017 15:30:54 ALS Bottle#: 2 Worklist Smp#: 5
 Injection Vol: 2.0 ul Dil. Factor: 1.0000
 Sample Info: 320-26004-a-4-a
 Misc. Info.: Plate: 1 Rack: 2
 Operator ID: A8-PC\A8 Instrument ID: A8_N
 Method: \\ChromNa\Sacramento\ChromData\A8_N\20170301-40376.b\537_A8_N.m
 Limit Group: LC 537 ICAL
 Last Update: 01-Mar-2017 16:03:17 Calib Date: 01-Mar-2017 13:09:27
 Integrator: Picker
 Quant Method: Internal Standard Quant By: Initial Calibration
 Last ICal File: \\ChromNA\Sacramento\ChromData\A8_N\20170301-40359.b\2017.03.01_537CURVE_008.d
 Column 1 : Det: EXP1
 Process Host: XAWRK024

First Level Reviewer: barnettj Date: 01-Mar-2017 16:05:12

Compound	Amount Added	Amount Recovered	% Rec.
\$ 2 13C2 PFHxA	10.0	7.30	73.00
\$ 10 13C2 PFDA	10.0	7.47	74.72

FORM I
LCMS ORGANICS ANALYSIS DATA SHEET

Lab Name: TestAmerica Sacramento Job No.: 320-26004-1
 SDG No.: _____
 Client Sample ID: WI-AF-1RW29-0217 Lab Sample ID: 320-26004-5
 Matrix: Water Lab File ID: 2017.02.28C_537_007.d
 Analysis Method: 537 Date Collected: 02/20/2017 14:51
 Extraction Method: 537 Date Extracted: 02/24/2017 13:19
 Sample wt/vol: 248.5 (mL) Date Analyzed: 02/28/2017 17:40
 Con. Extract Vol.: 1 (mL) Dilution Factor: 1
 Injection Volume: 2 (uL) GC Column: GeminiC18 3x100 ID: 3 (mm)
 % Moisture: _____ GPC Cleanup: (Y/N) N
 Analysis Batch No.: 152592 Units: ug/L

CAS NO.	COMPOUND NAME	RESULT	Q	LOQ	LOD	DL
1763-23-1	Perfluorooctanesulfonic acid (PFOS)	0.048	U	0.060	0.048	0.016
335-67-1	Perfluorooctanoic acid (PFOA)	0.024	U	0.030	0.024	0.0095
375-73-5	Perfluorobutanesulfonic acid (PFBS)	0.11	U	0.14	0.11	0.048

CAS NO.	SURROGATE	%REC	Q	LIMITS
STL00993	13C2 PFHxA	74		70-130
STL00996	13C2 PFDA	71		70-130

TestAmerica Sacramento
Target Compound Quantitation Report

Data File: \\ChromNa\Sacramento\ChromData\A8_N\20170228-40335.b\2017.02.28C_537_007.d
 Lims ID: 320-26004-A-5-A
 Client ID: WI-AF-1RW29-0217
 Sample Type: Client
 Inject. Date: 28-Feb-2017 17:40:02 ALS Bottle#: 27 Worklist Smp#: 22
 Injection Vol: 2.0 ul Dil. Factor: 1.0000
 Sample Info: 320-26004-a-5-a
 Misc. Info.: Plate: 1 Rack: 2
 Operator ID: A8-PC\A8 Instrument ID: A8_N
 Method: \\ChromNa\Sacramento\ChromData\A8_N\20170228-40335.b\537_A8_N.m
 Limit Group: LC 537 ICAL
 Last Update: 01-Mar-2017 13:37:54 Calib Date: 28-Feb-2017 15:03:35
 Integrator: Picker
 Quant Method: Internal Standard Quant By: Initial Calibration
 Last ICal File: \\ChromNA\Sacramento\ChromData\A8_N\20170228-40333.b\2017.02.28_537CURVE_008.d
 Column 1 : Det: EXP1
 Process Host: XAWRK024

First Level Reviewer: barnettj Date: 01-Mar-2017 13:27:47

Signal	RT	EXP RT	DLT RT	REL RT	Response	Amount ng/ml	Ratio(Limits)	S/N	Flags
1 Perfluorobutanesulfonic acid									
298.90 > 80.00	1.540	1.627	-0.087	1.000	181399	0.5359		29.3	
298.90 > 99.00	1.540	1.627	-0.087	1.000	78835		2.30(0.00-0.00)	27.0	
\$ 2 13C2 PFHxA									
315.00 > 270.00	1.669	1.765	-0.096	1.000	1780758	7.38		4571	
* 6 13C2-PFOA									
415.00 > 370.00	2.026	2.172	-0.146		2356275	10.0		4835	
* 7 13C4 PFOS									
503.00 > 80.00	2.269	2.395	-0.127		6510696	28.7		5696	
\$ 10 13C2 PFDA									
515.00 > 470.00	2.420	2.530	-0.110	1.000	1266245	7.10		1734	

TestAmerica Sacramento

Data File: \\ChromNa\Sacramento\ChromData\A8_N\20170228-40335.b\2017.02.28C_537_007.d

Injection Date: 28-Feb-2017 17:40:02

Instrument ID: A8_N

Lims ID: 320-26004-A-5-A

Lab Sample ID: 320-26004-5

Client ID: WI-AF-1RW29-0217

Operator ID: A8-PC\A8

ALS Bottle#: 27

Worklist Smp#: 22

Injection Vol: 2.0 ul

Dil. Factor: 1.0000

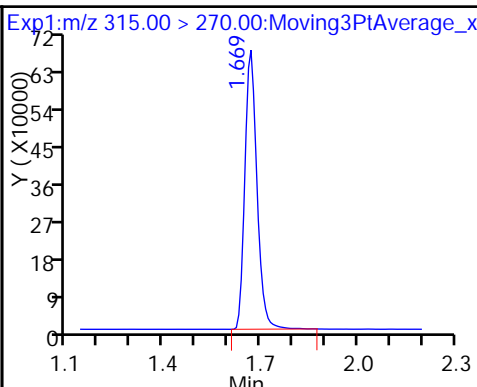
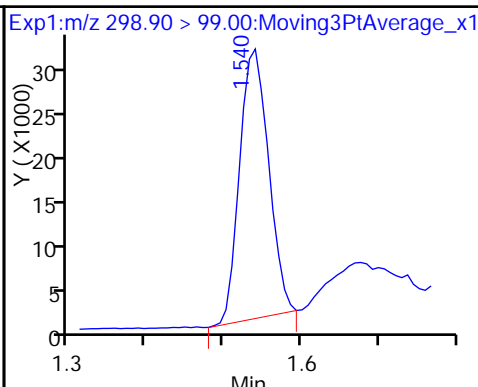
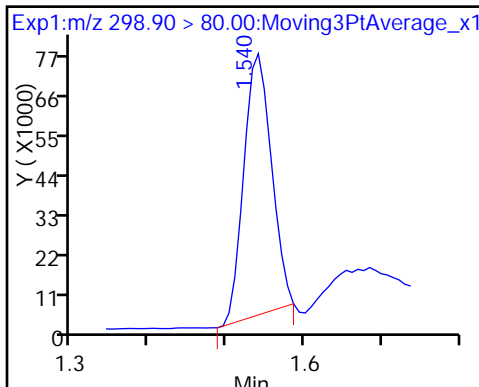
Method: 537_A8_N

Limit Group: LC 537 ICAL

1 Perfluorobutanesulfonic acid

1 Perfluorobutanesulfonic acid

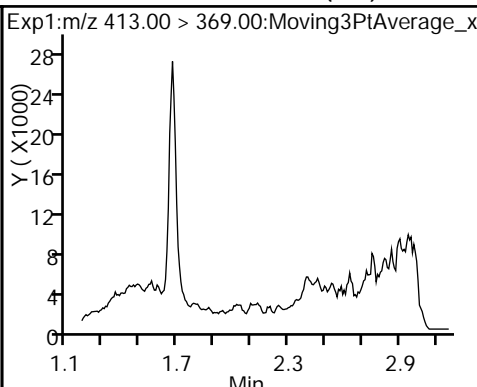
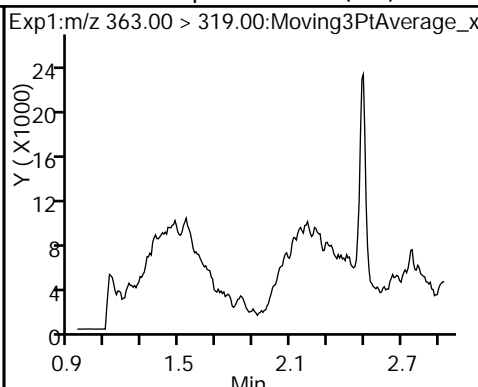
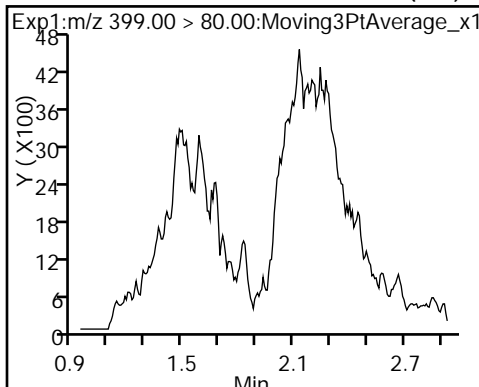
\$ 2 13C2 PFHxA



3 Perfluorohexanesulfonic acid (ND)

4 Perfluoroheptanoic acid (ND)

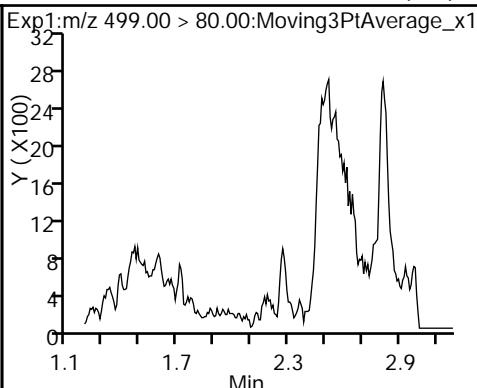
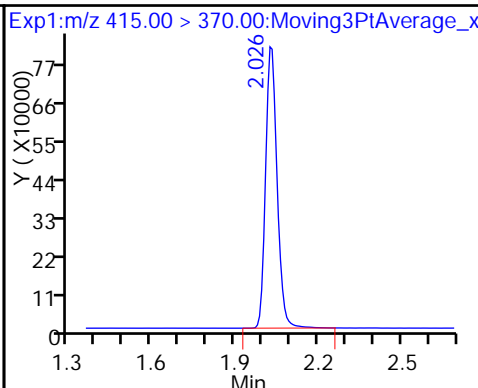
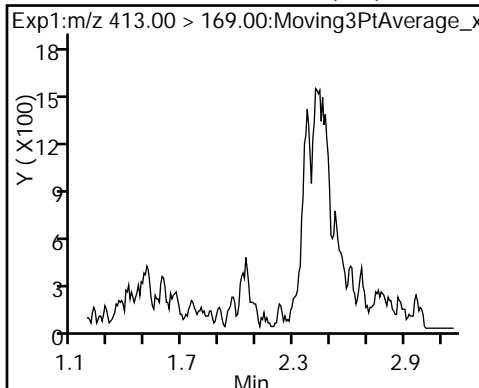
5 Perfluorooctanoic acid (ND)



5 Perfluorooctanoic acid (ND)

* 6 13C2-PFOA

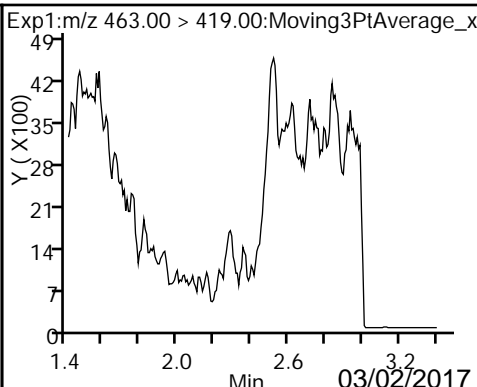
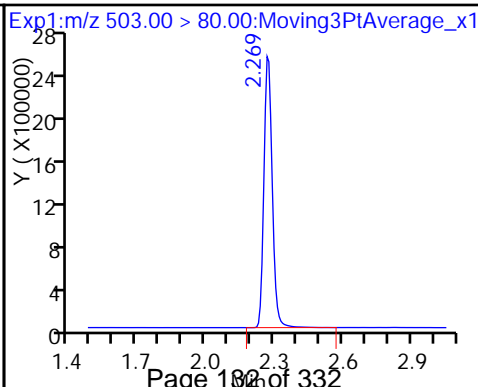
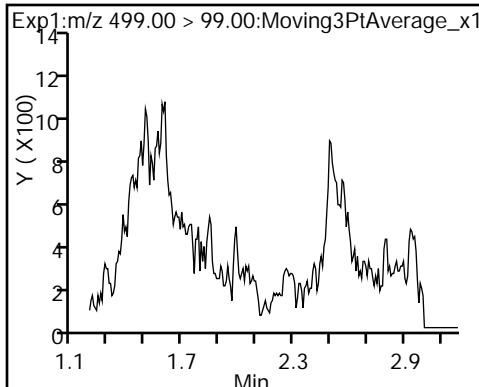
8 Perfluorooctane sulfonic acid (ND)



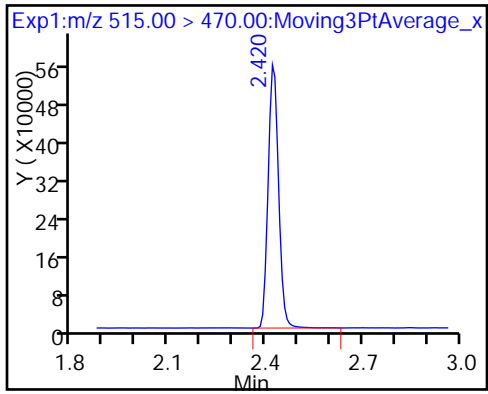
8 Perfluorooctane sulfonic acid (ND)

* 7 13C4 PFOS

9 Perfluorononanoic acid (ND)



\$ 10 13C2 PFDA



TestAmerica Sacramento
Recovery Report

Data File: \\ChromNa\Sacramento\ChromData\A8_N\20170228-40335.b\2017.02.28C_537_007.d
 Lims ID: 320-26004-A-5-A
 Client ID: WI-AF-1RW29-0217
 Sample Type: Client
 Inject. Date: 28-Feb-2017 17:40:02 ALS Bottle#: 27 Worklist Smp#: 22
 Injection Vol: 2.0 ul Dil. Factor: 1.0000
 Sample Info: 320-26004-a-5-a
 Misc. Info.: Plate: 1 Rack: 2
 Operator ID: A8-PC\A8 Instrument ID: A8_N
 Method: \\ChromNa\Sacramento\ChromData\A8_N\20170228-40335.b\537_A8_N.m
 Limit Group: LC 537 ICAL
 Last Update: 01-Mar-2017 13:37:54 Calib Date: 28-Feb-2017 15:03:35
 Integrator: Picker
 Quant Method: Internal Standard Quant By: Initial Calibration
 Last ICal File: \\ChromNA\Sacramento\ChromData\A8_N\20170228-40333.b\2017.02.28_537CURVE_008.d
 Column 1 : Det: EXP1
 Process Host: XAWRK024

First Level Reviewer: barnettj Date: 01-Mar-2017 13:27:47

Compound	Amount Added	Amount Recovered	% Rec.
\$ 2 13C2 PFHxA	10.0	7.38	73.81
\$ 10 13C2 PFDA	10.0	7.10	71.01

FORM I
LCMS ORGANICS ANALYSIS DATA SHEET

Lab Name: TestAmerica Sacramento Job No.: 320-26004-1
 SDG No.: _____
 Client Sample ID: WI-AF-1FB29-0217 Lab Sample ID: 320-26004-6
 Matrix: Water Lab File ID: 2017.02.28C_537_008.d
 Analysis Method: 537 Date Collected: 02/20/2017 14:52
 Extraction Method: 537 Date Extracted: 02/24/2017 13:19
 Sample wt/vol: 253.8(mL) Date Analyzed: 02/28/2017 17:44
 Con. Extract Vol.: 1(mL) Dilution Factor: 1
 Injection Volume: 2(uL) GC Column: GeminiC18 3x100 ID: 3(mm)
 % Moisture: _____ GPC Cleanup: (Y/N) N
 Analysis Batch No.: 152592 Units: ug/L

CAS NO.	COMPOUND NAME	RESULT	Q	LOQ	LOD	DL
1763-23-1	Perfluorooctanesulfonic acid (PFOS)	0.047	U	0.059	0.047	0.015
335-67-1	Perfluorooctanoic acid (PFOA)	0.024	U	0.030	0.024	0.0093
375-73-5	Perfluorobutanesulfonic acid (PFBS)	0.11	U	0.14	0.11	0.047

CAS NO.	SURROGATE	%REC	Q	LIMITS
STL00993	13C2 PFHxA	81		70-130
STL00996	13C2 PFDA	74		70-130

TestAmerica Sacramento
Target Compound Quantitation Report

Data File: \\ChromNa\Sacramento\ChromData\A8_N\20170228-40335.b\2017.02.28C_537_008.d
 Lims ID: 320-26004-A-6-A
 Client ID: WI-AF-1FB29-0217
 Sample Type: Client
 Inject. Date: 28-Feb-2017 17:44:26 ALS Bottle#: 28 Worklist Smp#: 23
 Injection Vol: 2.0 ul Dil. Factor: 1.0000
 Sample Info: 320-26004-a-6-a
 Misc. Info.: Plate: 1 Rack: 2
 Operator ID: A8-PC\A8 Instrument ID: A8_N
 Method: \\ChromNa\Sacramento\ChromData\A8_N\20170228-40335.b\537_A8_N.m
 Limit Group: LC 537 ICAL
 Last Update: 01-Mar-2017 13:37:54 Calib Date: 28-Feb-2017 15:03:35
 Integrator: Picker
 Quant Method: Internal Standard Quant By: Initial Calibration
 Last ICal File: \\ChromNA\Sacramento\ChromData\A8_N\20170228-40333.b\2017.02.28_537CURVE_008.d
 Column 1 : Det: EXP1
 Process Host: XAWRK024

First Level Reviewer: barnettj Date: 01-Mar-2017 13:28:38

Signal	RT	EXP RT	DLT RT	REL RT	Response	Amount ng/ml	Ratio(Limits)	S/N	Flags
\$ 2 13C2 PFHxA	315.00 > 270.00	1.662	1.765	-0.103	1.000	1929422	8.07	4915	
* 6 13C2-PFOA	415.00 > 370.00	2.018	2.172	-0.154		2334850	10.0	4155	
* 7 13C4 PFOS	503.00 > 80.00	2.269	2.395	-0.127		6469251	28.7	7106	
\$ 10 13C2 PFDA	515.00 > 470.00	2.420	2.530	-0.110	1.000	1305443	7.39	1749	

TestAmerica Sacramento

Data File: \\ChromNa\Sacramento\ChromData\A8_N\20170228-40335.b\2017.02.28C_537_008.d

Injection Date: 28-Feb-2017 17:44:26

Instrument ID: A8_N

Lims ID: 320-26004-A-6-A

Lab Sample ID: 320-26004-6

Client ID: WI-AF-1FB29-0217

Operator ID: A8-PC\A8

ALS Bottle#: 28

Worklist Smp#: 23

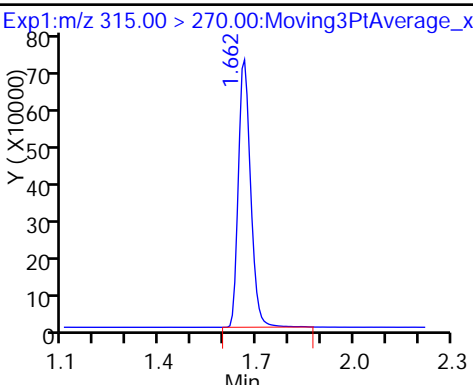
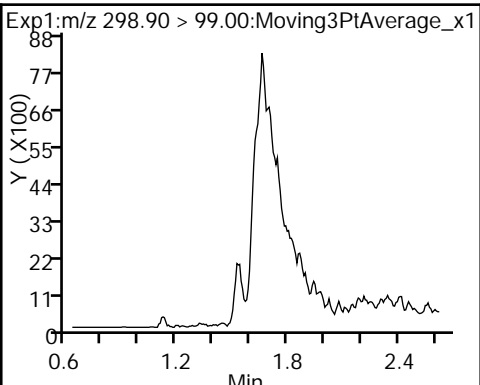
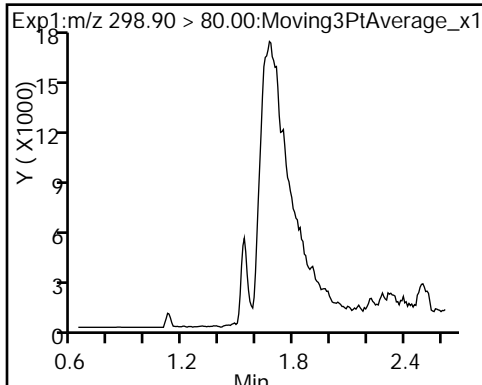
Injection Vol: 2.0 ul

Dil. Factor: 1.0000

Method: 537_A8_N

Limit Group: LC 537 ICAL

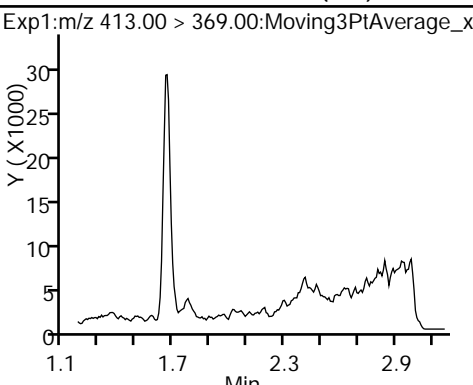
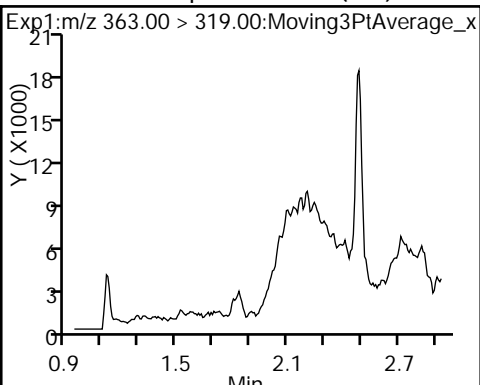
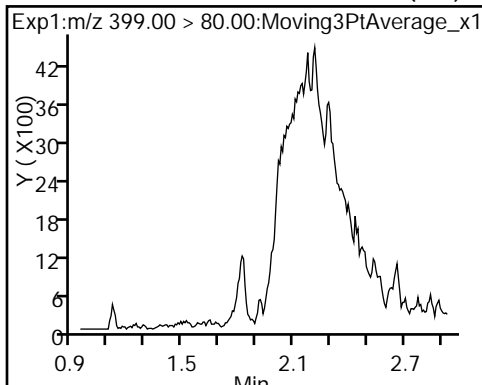
1 Perfluorobutanesulfonic acid (ND) 1 Perfluorobutanesulfonic acid (ND) \$ 2 13C2 PFHxA



3 Perfluorohexanesulfonic acid (ND)

4 Perfluoroheptanoic acid (ND)

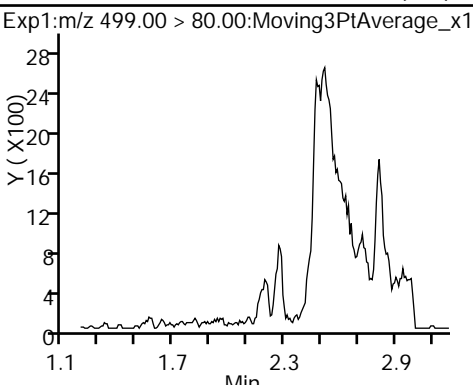
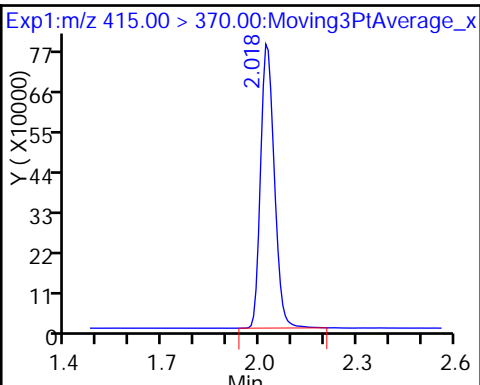
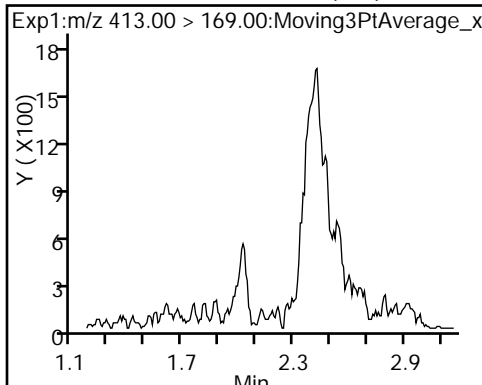
5 Perfluorooctanoic acid (ND)



5 Perfluorooctanoic acid (ND)

* 6 13C2-PFOA

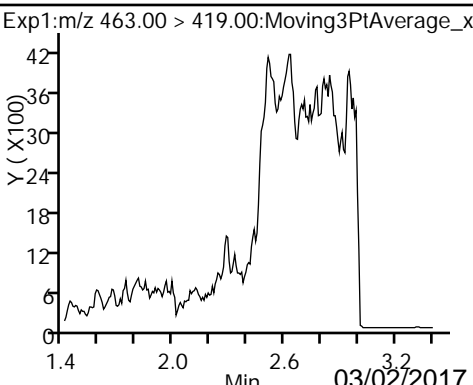
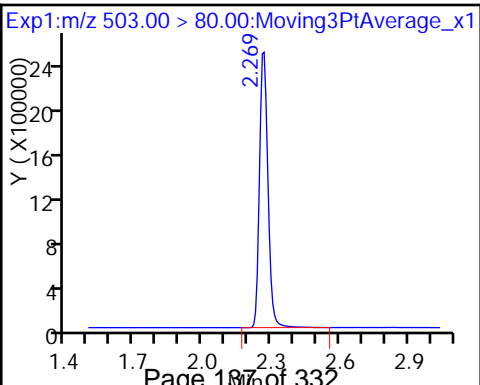
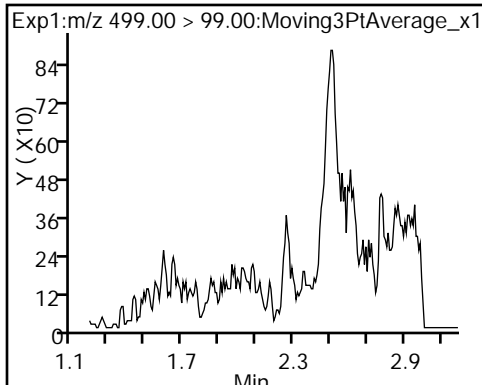
8 Perfluorooctane sulfonic acid (ND)



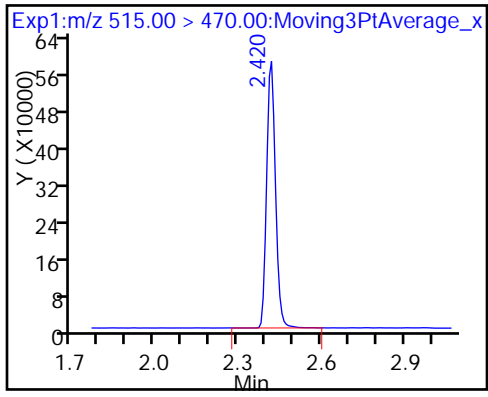
8 Perfluorooctane sulfonic acid (ND)

* 7 13C4 PFOS

9 Perfluorononanoic acid (ND)



\$ 10 13C2 PFDA



TestAmerica Sacramento
Recovery Report

Data File: \\ChromNa\Sacramento\ChromData\A8_N\20170228-40335.b\2017.02.28C_537_008.d
 Lims ID: 320-26004-A-6-A
 Client ID: WI-AF-1FB29-0217
 Sample Type: Client
 Inject. Date: 28-Feb-2017 17:44:26 ALS Bottle#: 28 Worklist Smp#: 23
 Injection Vol: 2.0 ul Dil. Factor: 1.0000
 Sample Info: 320-26004-a-6-a
 Misc. Info.: Plate: 1 Rack: 2
 Operator ID: A8-PC\A8 Instrument ID: A8_N
 Method: \\ChromNa\Sacramento\ChromData\A8_N\20170228-40335.b\537_A8_N.m
 Limit Group: LC 537 ICAL
 Last Update: 01-Mar-2017 13:37:54 Calib Date: 28-Feb-2017 15:03:35
 Integrator: Picker
 Quant Method: Internal Standard Quant By: Initial Calibration
 Last ICal File: \\ChromNA\Sacramento\ChromData\A8_N\20170228-40333.b\2017.02.28_537CURVE_008.d
 Column 1 : Det: EXP1
 Process Host: XAWRK024

First Level Reviewer: barnettj Date: 01-Mar-2017 13:28:38

Compound	Amount Added	Amount Recovered	% Rec.
\$ 2 13C2 PFHxA	10.0	8.07	80.71
\$ 10 13C2 PFDA	10.0	7.39	73.88

FORM I
LCMS ORGANICS ANALYSIS DATA SHEET

Lab Name: TestAmerica Sacramento Job No.: 320-26004-1
 SDG No.: _____
 Client Sample ID: WI-AF-1RW30-0217 Lab Sample ID: 320-26004-7
 Matrix: Water Lab File ID: 2017.02.28C_537_009.d
 Analysis Method: 537 Date Collected: 02/20/2017 15:25
 Extraction Method: 537 Date Extracted: 02/24/2017 13:19
 Sample wt/vol: 252.3(mL) Date Analyzed: 02/28/2017 17:48
 Con. Extract Vol.: 1(mL) Dilution Factor: 1
 Injection Volume: 2(uL) GC Column: GeminiC18 3x100 ID: 3(mm)
 % Moisture: _____ GPC Cleanup: (Y/N) N
 Analysis Batch No.: 152592 Units: ug/L

CAS NO.	COMPOUND NAME	RESULT	Q	LOQ	LOD	DL
1763-23-1	Perfluorooctanesulfonic acid (PFOS)	0.048	U	0.059	0.048	0.015
335-67-1	Perfluorooctanoic acid (PFOA)	0.024	U	0.030	0.024	0.0093
375-73-5	Perfluorobutanesulfonic acid (PFBS)	0.11	U	0.14	0.11	0.047

CAS NO.	SURROGATE	%REC	Q	LIMITS
STL00993	13C2 PFHxA	71		70-130
STL00996	13C2 PFDA	70		70-130

TestAmerica Sacramento
Target Compound Quantitation Report

Data File: \\ChromNa\Sacramento\ChromData\A8_N\20170228-40335.b\2017.02.28C_537_009.d
 Lims ID: 320-26004-A-7-A
 Client ID: WI-AF-1RW30-0217
 Sample Type: Client
 Inject. Date: 28-Feb-2017 17:48:51 ALS Bottle#: 29 Worklist Smp#: 24
 Injection Vol: 2.0 ul Dil. Factor: 1.0000
 Sample Info: 320-26004-a-7-a
 Misc. Info.: Plate: 1 Rack: 2
 Operator ID: A8-PC\A8 Instrument ID: A8_N
 Method: \\ChromNa\Sacramento\ChromData\A8_N\20170228-40335.b\537_A8_N.m
 Limit Group: LC 537 ICAL
 Last Update: 01-Mar-2017 13:37:54 Calib Date: 28-Feb-2017 15:03:35
 Integrator: Picker
 Quant Method: Internal Standard Quant By: Initial Calibration
 Last ICal File: \\ChromNA\Sacramento\ChromData\A8_N\20170228-40333.b\2017.02.28_537CURVE_008.d
 Column 1 : Det: EXP1
 Process Host: XAWRK024

First Level Reviewer: barnettj Date: 01-Mar-2017 13:28:51

Signal	RT	EXP RT	DLT RT	REL RT	Response	Amount ng/ml	Ratio(Limits)	S/N	Flags
\$ 2 13C2 PFHxA	315.00 > 270.00	1.662	1.765	-0.103	1.000	1873317	7.14	4390	
* 6 13C2-PFOA	415.00 > 370.00	2.026	2.172	-0.146		2562477	10.0	4533	
* 7 13C4 PFOS	503.00 > 80.00	2.261	2.395	-0.134		6785123	28.7	4923	
\$ 10 13C2 PFDA	515.00 > 470.00	2.413	2.530	-0.117	1.000	1364300	7.03	2047	

TestAmerica Sacramento

Data File: \\ChromNa\Sacramento\ChromData\A8_N\20170228-40335.b\2017.02.28C_537_009.d

Injection Date: 28-Feb-2017 17:48:51

Instrument ID: A8_N

Lims ID: 320-26004-A-7-A

Lab Sample ID: 320-26004-7

Client ID: WI-AF-1RW30-0217

Operator ID: A8-PC\A8

ALS Bottle#: 29

Worklist Smp#: 24

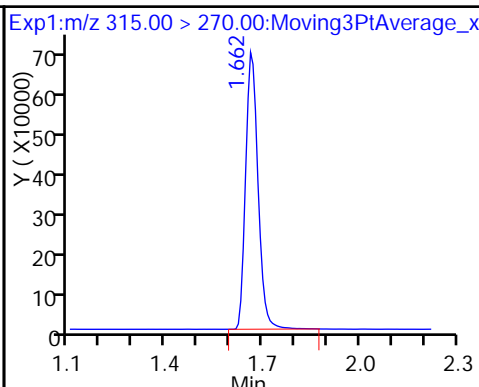
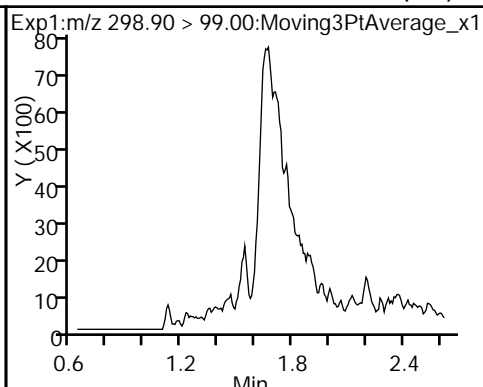
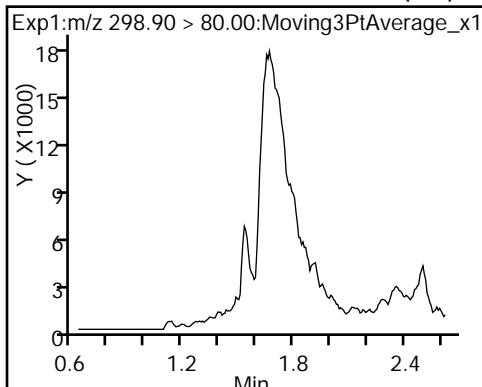
Injection Vol: 2.0 ul

Dil. Factor: 1.0000

Method: 537_A8_N

Limit Group: LC 537 ICAL

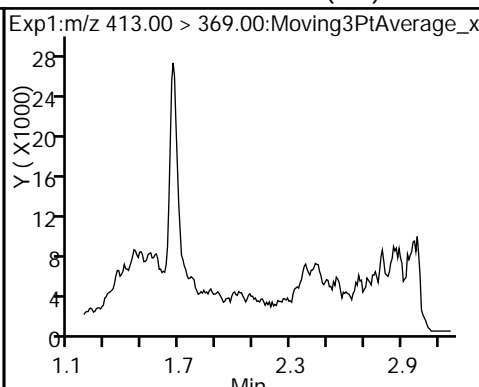
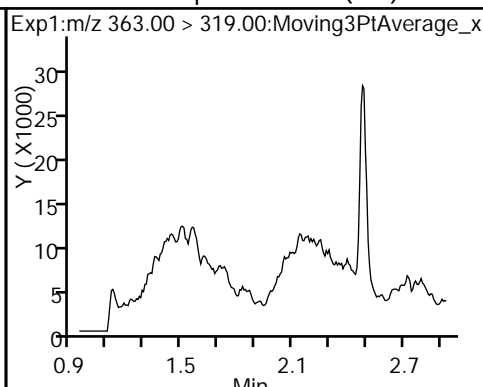
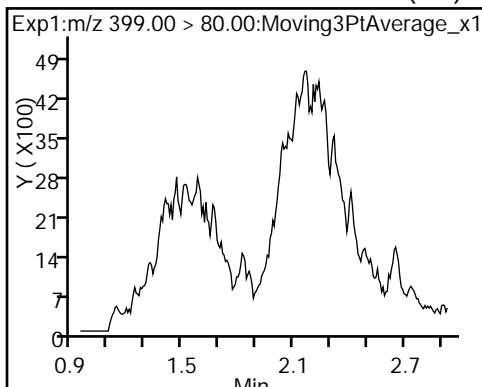
1 Perfluorobutanesulfonic acid (ND) 1 Perfluorobutanesulfonic acid (ND) \$ 2 13C2 PFHxA



3 Perfluorohexanesulfonic acid (ND)

4 Perfluoroheptanoic acid (ND)

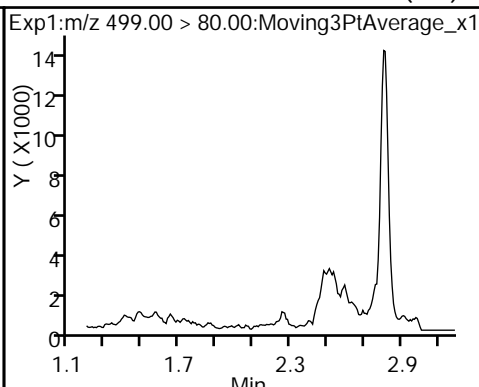
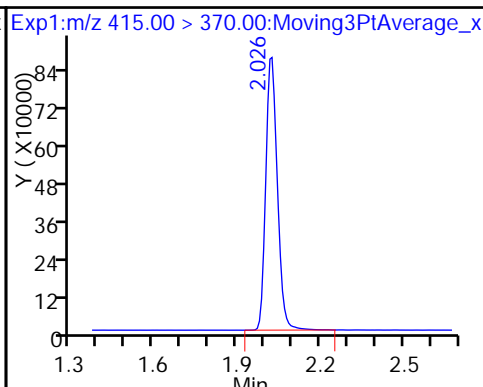
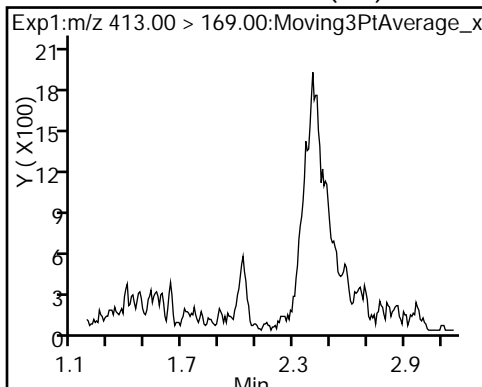
5 Perfluorooctanoic acid (ND)



5 Perfluorooctanoic acid (ND)

* 6 13C2-PFOA

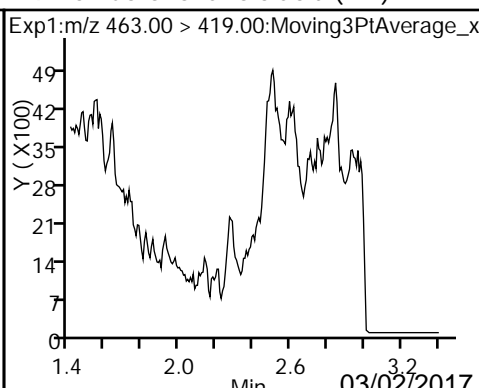
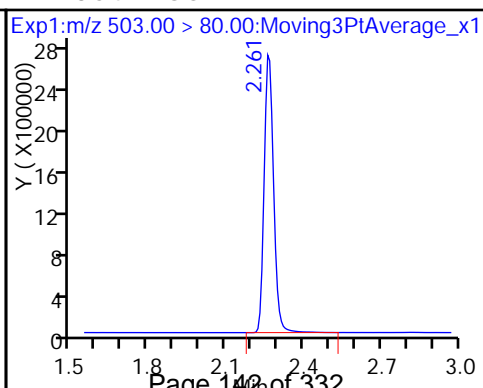
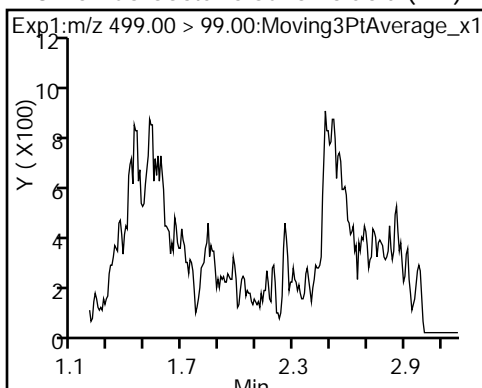
8 Perfluorooctane sulfonic acid (ND)



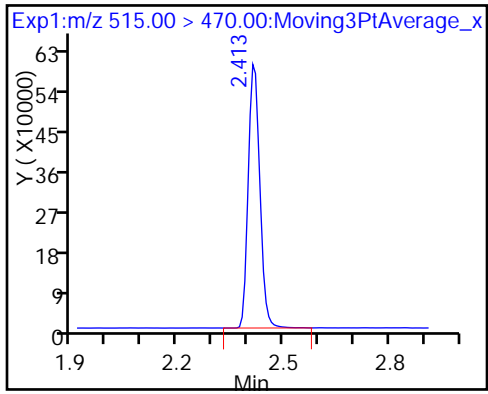
8 Perfluorooctane sulfonic acid (ND)

* 7 13C4 PFOS

9 Perfluorononanoic acid (ND)



\$ 10 13C2 PFDA



TestAmerica Sacramento
Recovery Report

Data File: \\ChromNa\Sacramento\ChromData\A8_N\20170228-40335.b\2017.02.28C_537_009.d
 Lims ID: 320-26004-A-7-A
 Client ID: WI-AF-1RW30-0217
 Sample Type: Client
 Inject. Date: 28-Feb-2017 17:48:51 ALS Bottle#: 29 Worklist Smp#: 24
 Injection Vol: 2.0 ul Dil. Factor: 1.0000
 Sample Info: 320-26004-a-7-a
 Misc. Info.: Plate: 1 Rack: 2
 Operator ID: A8-PC\A8 Instrument ID: A8_N
 Method: \\ChromNa\Sacramento\ChromData\A8_N\20170228-40335.b\537_A8_N.m
 Limit Group: LC 537 ICAL
 Last Update: 01-Mar-2017 13:37:54 Calib Date: 28-Feb-2017 15:03:35
 Integrator: Picker
 Quant Method: Internal Standard Quant By: Initial Calibration
 Last ICal File: \\ChromNA\Sacramento\ChromData\A8_N\20170228-40333.b\2017.02.28_537CURVE_008.d
 Column 1 : Det: EXP1
 Process Host: XAWRK024

First Level Reviewer: barnettj Date: 01-Mar-2017 13:28:51

Compound	Amount Added	Amount Recovered	% Rec.
\$ 2 13C2 PFHxA	10.0	7.14	71.40
\$ 10 13C2 PFDA	10.0	7.03	70.35

FORM I
LCMS ORGANICS ANALYSIS DATA SHEET

Lab Name: TestAmerica Sacramento Job No.: 320-26004-1
 SDG No.: _____
 Client Sample ID: WI-AF-1FB30-0217 Lab Sample ID: 320-26004-8
 Matrix: Water Lab File ID: 2017.03.01A_537_006.d
 Analysis Method: 537 Date Collected: 02/20/2017 15:26
 Extraction Method: 537 Date Extracted: 02/24/2017 13:19
 Sample wt/vol: 251.5 (mL) Date Analyzed: 03/01/2017 15:35
 Con. Extract Vol.: 1 (mL) Dilution Factor: 1
 Injection Volume: 2 (uL) GC Column: GeminiC18 3x100 ID: 3 (mm)
 % Moisture: _____ GPC Cleanup: (Y/N) N
 Analysis Batch No.: 152753 Units: ug/L

CAS NO.	COMPOUND NAME	RESULT	Q	LOQ	LOD	DL
1763-23-1	Perfluorooctanesulfonic acid (PFOS)	0.048	U	0.060	0.048	0.015
335-67-1	Perfluorooctanoic acid (PFOA)	0.024	U	0.030	0.024	0.0094
375-73-5	Perfluorobutanesulfonic acid (PFBS)	0.11	U	0.14	0.11	0.047

CAS NO.	SURROGATE	%REC	Q	LIMITS
STL00993	13C2 PFHxA	75		70-130
STL00996	13C2 PFDA	77		70-130

TestAmerica Sacramento
Target Compound Quantitation Report

Data File: \\ChromNa\Sacramento\ChromData\A8_N\20170301-40376.b\2017.03.01A_537_006.d
 Lims ID: 320-26004-A-8-A
 Client ID: WI-AF-1FB30-0217
 Sample Type: Client
 Inject. Date: 01-Mar-2017 15:35:19 ALS Bottle#: 3 Worklist Smp#: 6
 Injection Vol: 2.0 ul Dil. Factor: 1.0000
 Sample Info: 320-26004-a-8-a
 Misc. Info.: Plate: 1 Rack: 2
 Operator ID: A8-PC\A8 Instrument ID: A8_N
 Method: \\ChromNa\Sacramento\ChromData\A8_N\20170301-40376.b\537_A8_N.m
 Limit Group: LC 537 ICAL
 Last Update: 01-Mar-2017 16:03:17 Calib Date: 01-Mar-2017 13:09:27
 Integrator: Picker
 Quant Method: Internal Standard Quant By: Initial Calibration
 Last ICal File: \\ChromNA\Sacramento\ChromData\A8_N\20170301-40359.b\2017.03.01_537CURVE_008.d
 Column 1 : Det: EXP1
 Process Host: XAWRK024

First Level Reviewer: barnettj Date: 01-Mar-2017 16:05:26

Signal	RT	EXP RT	DLT RT	REL RT	Response	Amount ng/ml	Ratio(Limits)	S/N	Flags
\$ 2 13C2 PFHxA	315.00 > 270.00	1.639	1.638	0.001	1.000	2070926	7.50	4973	
* 6 13C2-PFOA	415.00 > 370.00	1.988	1.992	-0.004		2595600	10.0	4448	
* 7 13C4 PFOS	503.00 > 80.00	2.238	2.241	-0.003		7141505	28.7	7222	
\$ 10 13C2 PFDA	515.00 > 470.00	2.390	2.392	-0.002	1.000	1349437	7.68	1805	

TestAmerica Sacramento

Data File: \\ChromNa\Sacramento\ChromData\A8_N\20170301-40376.b\2017.03.01A_537_006.d

Injection Date: 01-Mar-2017 15:35:19

Instrument ID: A8_N

Lims ID: 320-26004-A-8-A

Lab Sample ID: 320-26004-8

Client ID: WI-AF-1FB30-0217

Operator ID: A8-PC\A8

ALS Bottle#: 3

Worklist Smp#: 6

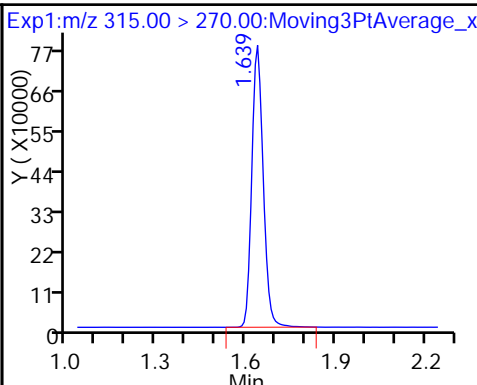
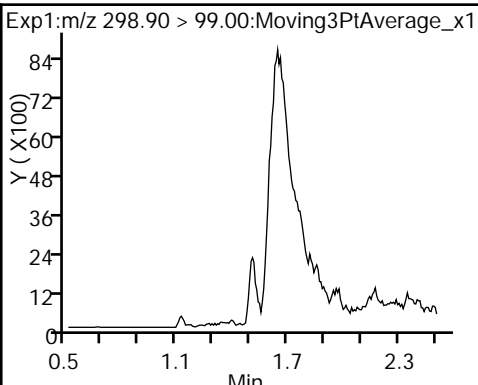
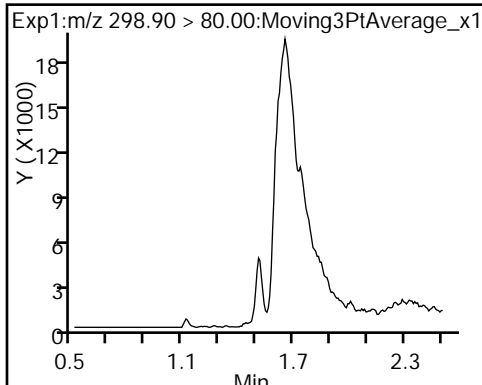
Injection Vol: 2.0 ul

Dil. Factor: 1.0000

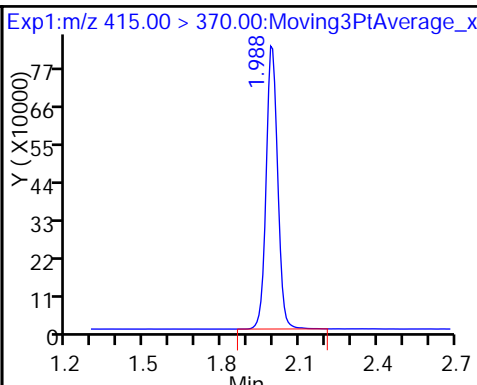
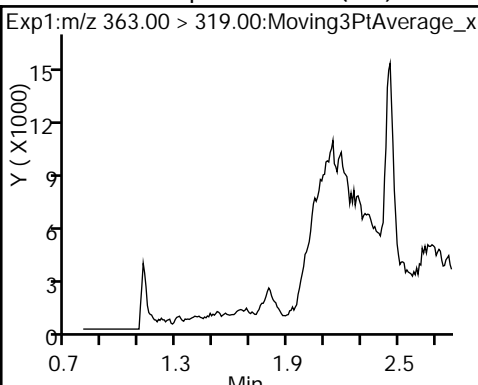
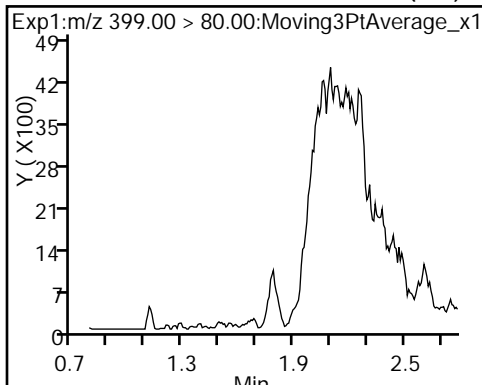
Method: 537_A8_N

Limit Group: LC 537 ICAL

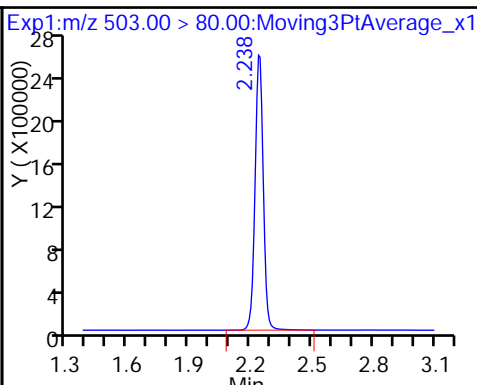
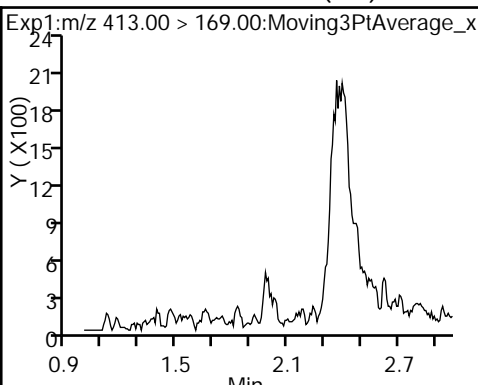
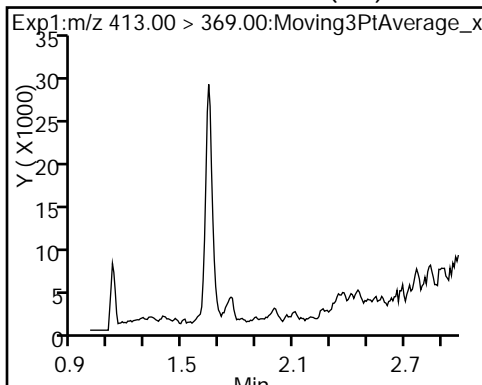
1 Perfluorobutanesulfonic acid (ND) 1 Perfluorobutanesulfonic acid (ND) \$ 2 13C2 PFHxA



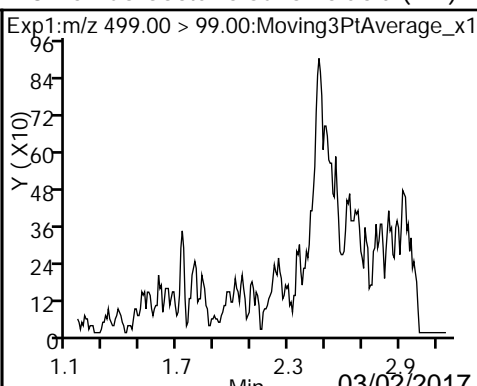
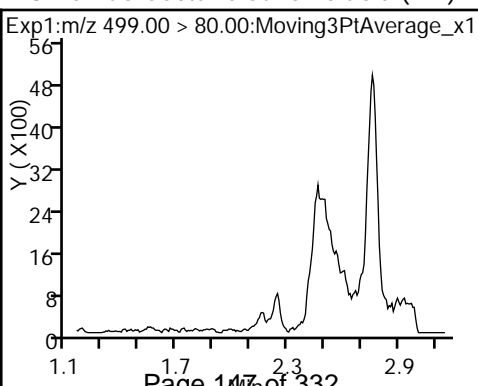
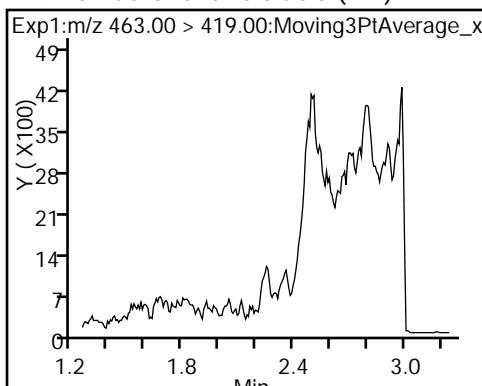
3 Perfluorohexanesulfonic acid (ND) 4 Perfluoroheptanoic acid (ND) * 6 13C2-PFOA



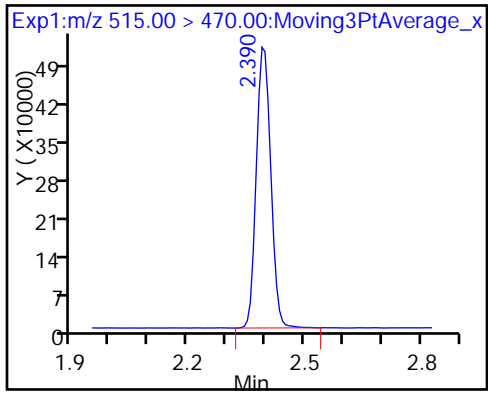
5 Perfluorooctanoic acid (ND) 5 Perfluorooctanoic acid (ND) * 7 13C4 PFOS



9 Perfluorononanoic acid (ND) 8 Perfluorooctane sulfonic acid (ND) 8 Perfluorooctane sulfonic acid (ND)



\$ 10 13C2 PFDA



TestAmerica Sacramento
Recovery Report

Data File: \\ChromNa\Sacramento\ChromData\A8_N\20170301-40376.b\2017.03.01A_537_006.d
 Lims ID: 320-26004-A-8-A
 Client ID: WI-AF-1FB30-0217
 Sample Type: Client
 Inject. Date: 01-Mar-2017 15:35:19 ALS Bottle#: 3 Worklist Smp#: 6
 Injection Vol: 2.0 ul Dil. Factor: 1.0000
 Sample Info: 320-26004-a-8-a
 Misc. Info.: Plate: 1 Rack: 2
 Operator ID: A8-PC\A8 Instrument ID: A8_N
 Method: \\ChromNa\Sacramento\ChromData\A8_N\20170301-40376.b\537_A8_N.m
 Limit Group: LC 537 ICAL
 Last Update: 01-Mar-2017 16:03:17 Calib Date: 01-Mar-2017 13:09:27
 Integrator: Picker
 Quant Method: Internal Standard Quant By: Initial Calibration
 Last ICal File: \\ChromNA\Sacramento\ChromData\A8_N\20170301-40359.b\2017.03.01_537CURVE_008.d
 Column 1 : Det: EXP1
 Process Host: XAWRK024

First Level Reviewer: barnettj Date: 01-Mar-2017 16:05:26

Compound	Amount Added	Amount Recovered	% Rec.
\$ 2 13C2 PFHxA	10.0	7.50	75.01
\$ 10 13C2 PFDA	10.0	7.68	76.79

FORM I
LCMS ORGANICS ANALYSIS DATA SHEET

Lab Name: TestAmerica Sacramento Job No.: 320-26004-1
 SDG No.: _____
 Client Sample ID: WI-AF-1RW31-0217 Lab Sample ID: 320-26004-9
 Matrix: Water Lab File ID: 2017.02.28C_537_014.d
 Analysis Method: 537 Date Collected: 02/20/2017 15:45
 Extraction Method: 537 Date Extracted: 02/24/2017 13:19
 Sample wt/vol: 247.9(mL) Date Analyzed: 02/28/2017 18:10
 Con. Extract Vol.: 1(mL) Dilution Factor: 1
 Injection Volume: 2(uL) GC Column: GeminiC18 3x100 ID: 3(mm)
 % Moisture: _____ GPC Cleanup: (Y/N) N
 Analysis Batch No.: 152593 Units: ug/L

CAS NO.	COMPOUND NAME	RESULT	Q	LOQ	LOD	DL
1763-23-1	Perfluorooctanesulfonic acid (PFOS)	0.048	U	0.061	0.048	0.016
335-67-1	Perfluorooctanoic acid (PFOA)	0.024	U	0.030	0.024	0.0095
375-73-5	Perfluorobutanesulfonic acid (PFBS)	0.11	U	0.14	0.11	0.048

CAS NO.	SURROGATE	%REC	Q	LIMITS
STL00993	13C2 PFHxA	74		70-130
STL00996	13C2 PFDA	74		70-130

TestAmerica Sacramento
Target Compound Quantitation Report

Data File: \\ChromNa\Sacramento\ChromData\A8_N\20170228-40335.b\2017.02.28C_537_014.d
 Lims ID: 320-26004-A-9-A
 Client ID: WI-AF-1RW31-0217
 Sample Type: Client
 Inject. Date: 28-Feb-2017 18:10:53 ALS Bottle#: 33 Worklist Smp#: 29
 Injection Vol: 2.0 ul Dil. Factor: 1.0000
 Sample Info: 320-26004-a-9-a
 Misc. Info.: Plate: 1 Rack: 2
 Operator ID: A8-PC\A8 Instrument ID: A8_N
 Method: \\ChromNa\Sacramento\ChromData\A8_N\20170228-40335.b\537_A8_N.m
 Limit Group: LC 537 ICAL
 Last Update: 01-Mar-2017 13:45:35 Calib Date: 28-Feb-2017 15:03:35
 Integrator: Picker
 Quant Method: Internal Standard Quant By: Initial Calibration
 Last ICal File: \\ChromNA\Sacramento\ChromData\A8_N\20170228-40333.b\2017.02.28_537CURVE_008.d
 Column 1 : Det: EXP1
 Process Host: XAWRK024

First Level Reviewer: barnettj Date: 01-Mar-2017 13:32:40

Signal	RT	EXP RT	DLT RT	REL RT	Response	Amount ng/ml	Ratio(Limits)	S/N	Flags
\$ 2 13C2 PFHxA	315.00 > 270.00	1.662	1.765	-0.103	1.000	1894089	7.43	5563	
* 6 13C2-PFOA	415.00 > 370.00	2.018	2.172	-0.154		2488632	10.0	5423	
* 7 13C4 PFOS	503.00 > 80.00	2.261	2.395	-0.134		6552378	28.7	5155	
\$ 10 13C2 PFDA	515.00 > 470.00	2.413	2.530	-0.117	1.000	1393275	7.40	2022	

TestAmerica Sacramento

Data File: \\ChromNa\Sacramento\ChromData\A8_N\20170228-40335.b\2017.02.28C_537_014.d

Injection Date: 28-Feb-2017 18:10:53

Instrument ID: A8_N

Lims ID: 320-26004-A-9-A

Lab Sample ID: 320-26004-9

Client ID: WI-AF-1RW31-0217

Operator ID: A8-PC\A8

ALS Bottle#: 33

Worklist Smp#: 29

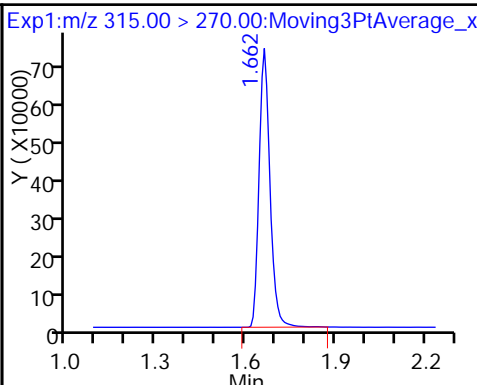
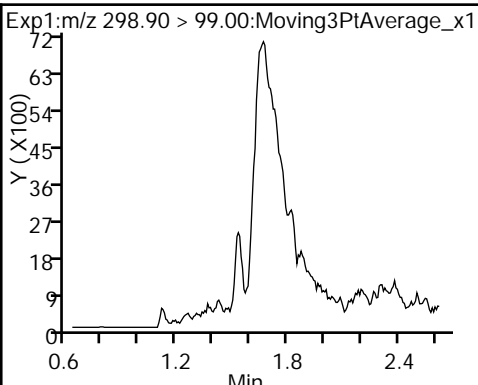
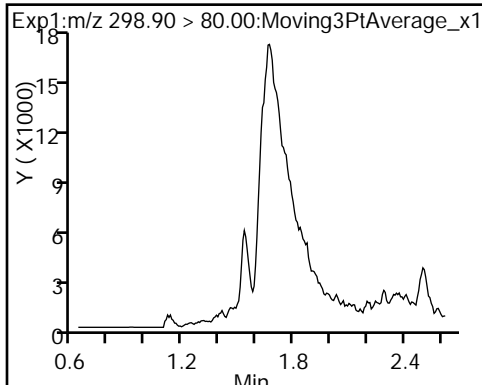
Injection Vol: 2.0 ul

Dil. Factor: 1.0000

Method: 537_A8_N

Limit Group: LC 537 ICAL

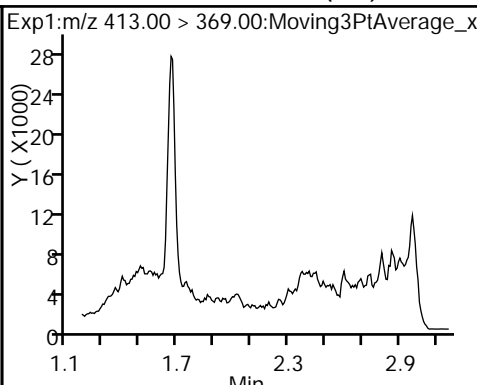
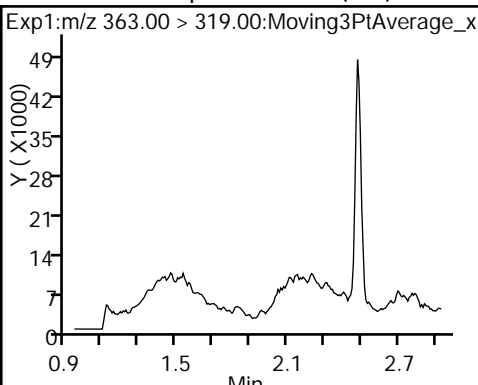
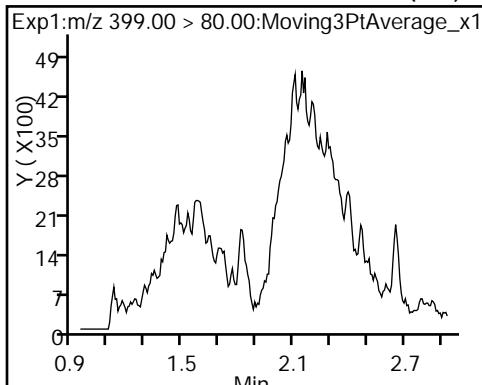
1 Perfluorobutanesulfonic acid (ND) 1 Perfluorobutanesulfonic acid (ND) \$ 2 13C2 PFHxA



3 Perfluorohexanesulfonic acid (ND)

4 Perfluoroheptanoic acid (ND)

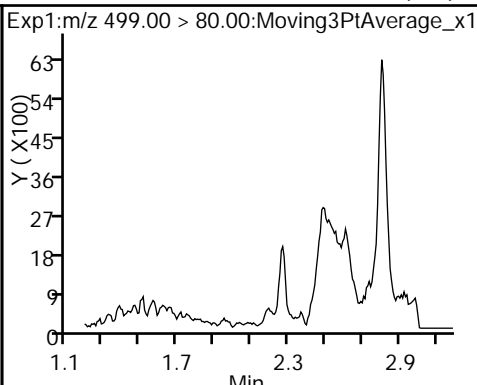
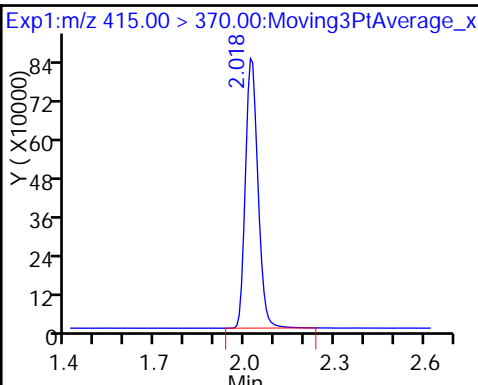
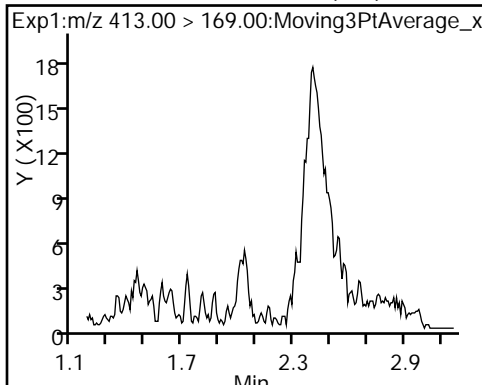
5 Perfluorooctanoic acid (ND)



5 Perfluorooctanoic acid (ND)

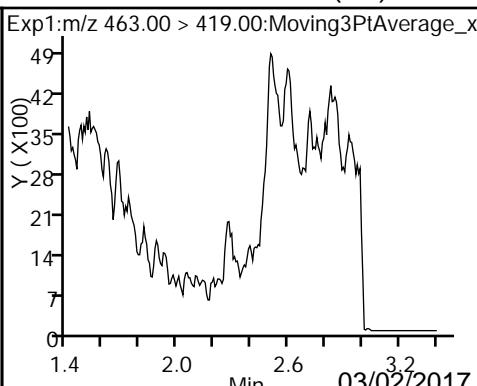
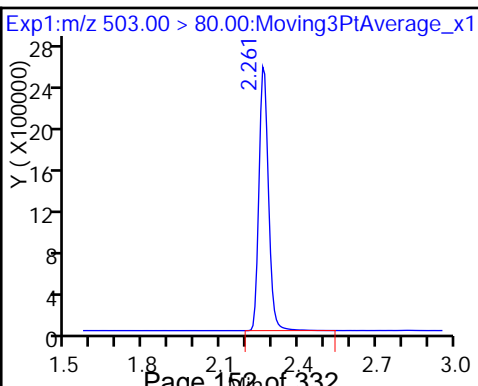
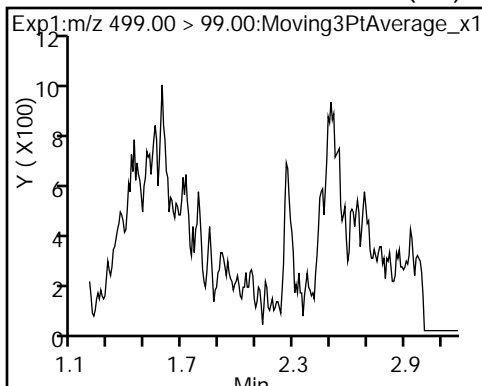
* 6 13C2-PFOA

8 Perfluorooctane sulfonic acid (ND)

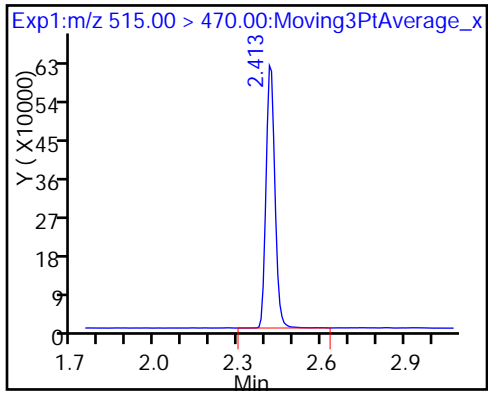


8 Perfluorooctane sulfonic acid (ND) * 7 13C4 PFOS

9 Perfluorononanoic acid (ND)



\$ 10 13C2 PFDA



TestAmerica Sacramento
Recovery Report

Data File: \\ChromNa\Sacramento\ChromData\A8_N\20170228-40335.b\2017.02.28C_537_014.d
 Lims ID: 320-26004-A-9-A
 Client ID: WI-AF-1RW31-0217
 Sample Type: Client
 Inject. Date: 28-Feb-2017 18:10:53 ALS Bottle#: 33 Worklist Smp#: 29
 Injection Vol: 2.0 ul Dil. Factor: 1.0000
 Sample Info: 320-26004-a-9-a
 Misc. Info.: Plate: 1 Rack: 2
 Operator ID: A8-PC\A8 Instrument ID: A8_N
 Method: \\ChromNa\Sacramento\ChromData\A8_N\20170228-40335.b\537_A8_N.m
 Limit Group: LC 537 ICAL
 Last Update: 01-Mar-2017 13:45:35 Calib Date: 28-Feb-2017 15:03:35
 Integrator: Picker
 Quant Method: Internal Standard Quant By: Initial Calibration
 Last ICal File: \\ChromNA\Sacramento\ChromData\A8_N\20170228-40333.b\2017.02.28_537CURVE_008.d
 Column 1 : Det: EXP1
 Process Host: XAWRK024

First Level Reviewer: barnettj Date: 01-Mar-2017 13:32:40

Compound	Amount Added	Amount Recovered	% Rec.
\$ 2 13C2 PFHxA	10.0	7.43	74.33
\$ 10 13C2 PFDA	10.0	7.40	73.98

FORM I
LCMS ORGANICS ANALYSIS DATA SHEET

Lab Name: TestAmerica Sacramento Job No.: 320-26004-1
 SDG No.: _____
 Client Sample ID: WI-AF-1FB31-0217 Lab Sample ID: 320-26004-10
 Matrix: Water Lab File ID: 2017.02.28C_537_015.d
 Analysis Method: 537 Date Collected: 02/20/2017 15:46
 Extraction Method: 537 Date Extracted: 02/24/2017 13:19
 Sample wt/vol: 255.8(mL) Date Analyzed: 02/28/2017 18:15
 Con. Extract Vol.: 1(mL) Dilution Factor: 1
 Injection Volume: 2(uL) GC Column: GeminiC18 3x100 ID: 3(mm)
 % Moisture: _____ GPC Cleanup: (Y/N) N
 Analysis Batch No.: 152593 Units: ug/L

CAS NO.	COMPOUND NAME	RESULT	Q	LOQ	LOD	DL
1763-23-1	Perfluorooctanesulfonic acid (PFOS)	0.047	U	0.059	0.047	0.015
335-67-1	Perfluorooctanoic acid (PFOA)	0.023	U	0.029	0.023	0.0092
375-73-5	Perfluorobutanesulfonic acid (PFBS)	0.11	U	0.14	0.11	0.047

CAS NO.	SURROGATE	%REC	Q	LIMITS
STL00993	13C2 PFHxA	77		70-130
STL00996	13C2 PFDA	71		70-130

TestAmerica Sacramento
Target Compound Quantitation Report

Data File: \\ChromNa\Sacramento\ChromData\A8_N\20170228-40335.b\2017.02.28C_537_015.d
 Lims ID: 320-26004-A-10-A
 Client ID: WI-AF-1FB31-0217
 Sample Type: Client
 Inject. Date: 28-Feb-2017 18:15:17 ALS Bottle#: 34 Worklist Smp#: 30
 Injection Vol: 2.0 ul Dil. Factor: 1.0000
 Sample Info: 320-26004-a-10-a
 Misc. Info.: Plate: 1 Rack: 2
 Operator ID: A8-PC\A8 Instrument ID: A8_N
 Method: \\ChromNa\Sacramento\ChromData\A8_N\20170228-40335.b\537_A8_N.m
 Limit Group: LC 537 ICAL
 Last Update: 01-Mar-2017 13:45:35 Calib Date: 28-Feb-2017 15:03:35
 Integrator: Picker
 Quant Method: Internal Standard Quant By: Initial Calibration
 Last ICal File: \\ChromNA\Sacramento\ChromData\A8_N\20170228-40333.b\2017.02.28_537CURVE_008.d
 Column 1 : Det: EXP1
 Process Host: XAWRK024

First Level Reviewer: barnettj Date: 01-Mar-2017 13:32:53

Signal	RT	EXP RT	DLT RT	REL RT	Response	Amount ng/ml	Ratio(Limits)	S/N	Flags
\$ 2 13C2 PFHxA	315.00 > 270.00	1.654	1.765	-0.111	1.000	1974420	7.72	4679	
* 6 13C2-PFOA	415.00 > 370.00	2.018	2.172	-0.154		2497787	10.0	4294	
* 7 13C4 PFOS	503.00 > 80.00	2.253	2.395	-0.142		6830785	28.7	7599	
\$ 10 13C2 PFDA	515.00 > 470.00	2.405	2.530	-0.125	1.000	1336425	7.07	1890	

TestAmerica Sacramento

Data File: \\ChromNa\Sacramento\ChromData\A8_N\20170228-40335.b\2017.02.28C_537_015.d

Injection Date: 28-Feb-2017 18:15:17

Instrument ID: A8_N

Lims ID: 320-26004-A-10-A

Lab Sample ID: 320-26004-10

Client ID: WI-AF-1FB31-0217

Operator ID: A8-PC\A8

ALS Bottle#: 34

Worklist Smp#: 30

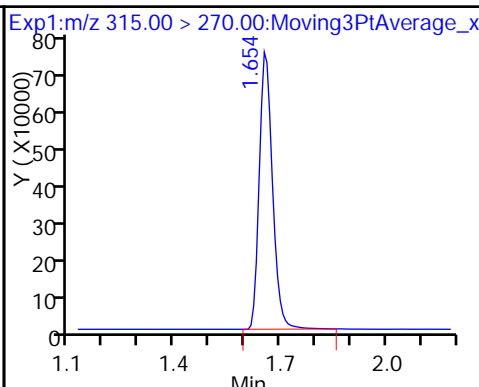
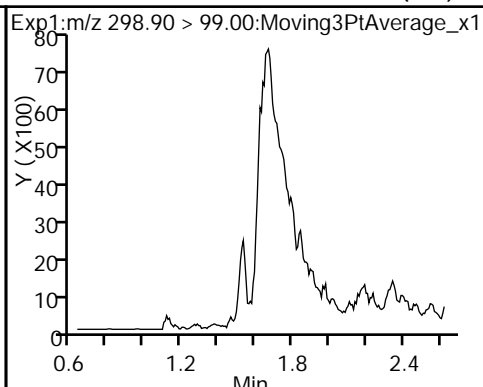
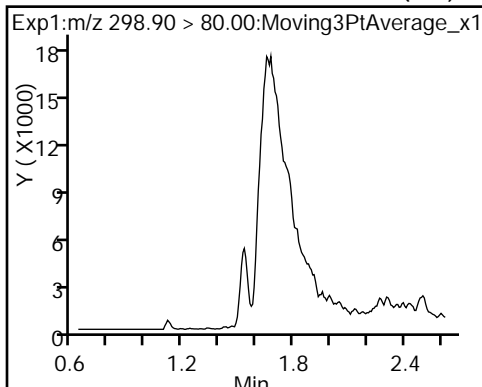
Injection Vol: 2.0 ul

Dil. Factor: 1.0000

Method: 537_A8_N

Limit Group: LC 537 ICAL

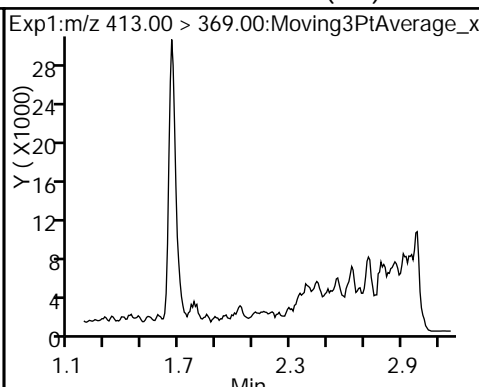
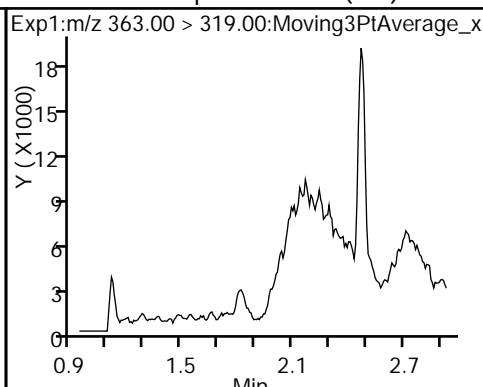
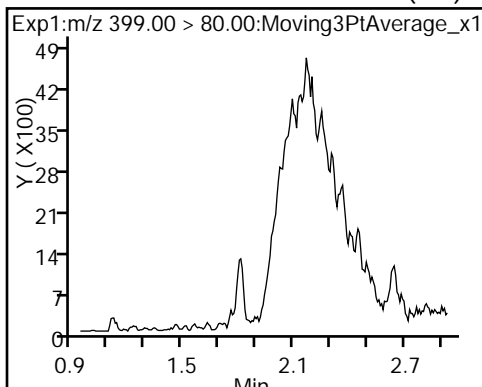
1 Perfluorobutanesulfonic acid (ND) 1 Perfluorobutanesulfonic acid (ND) \$ 2 13C2 PFHxA



3 Perfluorohexanesulfonic acid (ND)

4 Perfluoroheptanoic acid (ND)

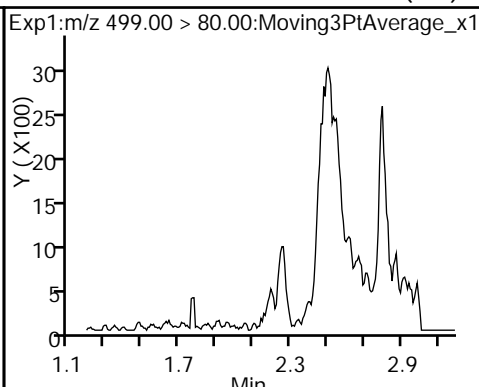
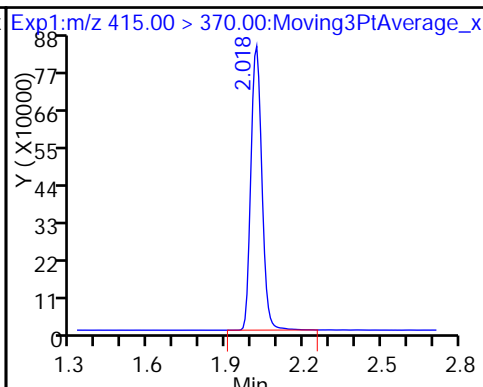
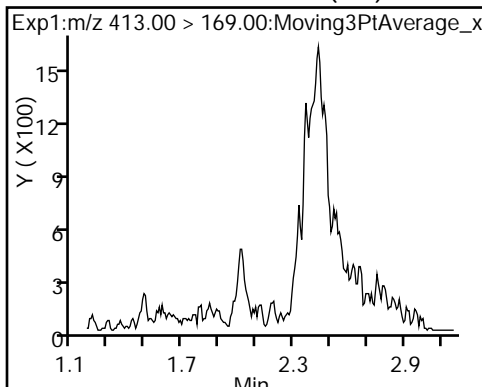
5 Perfluorooctanoic acid (ND)



5 Perfluorooctanoic acid (ND)

* 6 13C2-PFOA

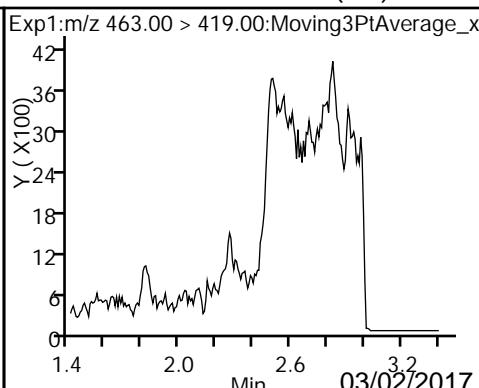
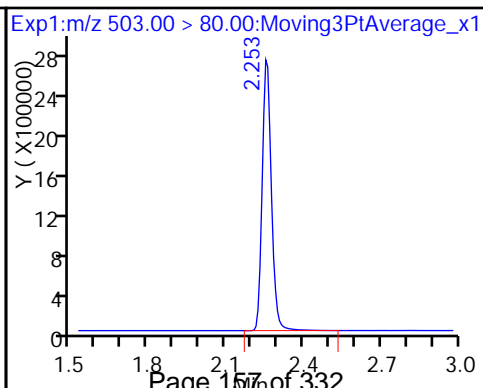
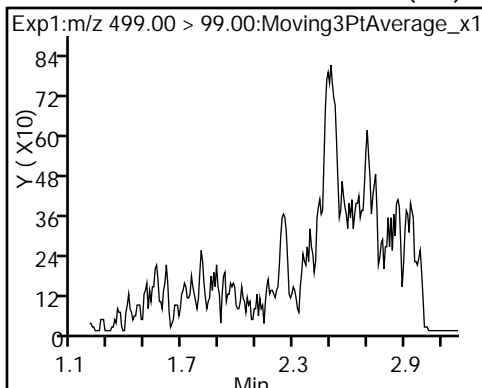
8 Perfluorooctane sulfonic acid (ND)



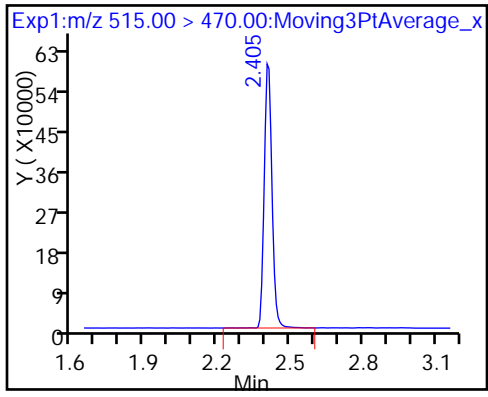
8 Perfluorooctane sulfonic acid (ND)

* 7 13C4 PFOS

9 Perfluorononanoic acid (ND)



\$ 10 13C2 PFDA



TestAmerica Sacramento
Recovery Report

Data File: \\ChromNa\Sacramento\ChromData\A8_N\20170228-40335.b\2017.02.28C_537_015.d
 Lims ID: 320-26004-A-10-A
 Client ID: WI-AF-1FB31-0217
 Sample Type: Client
 Inject. Date: 28-Feb-2017 18:15:17 ALS Bottle#: 34 Worklist Smp#: 30
 Injection Vol: 2.0 ul Dil. Factor: 1.0000
 Sample Info: 320-26004-a-10-a
 Misc. Info.: Plate: 1 Rack: 2
 Operator ID: A8-PC\A8 Instrument ID: A8_N
 Method: \\ChromNa\Sacramento\ChromData\A8_N\20170228-40335.b\537_A8_N.m
 Limit Group: LC 537 ICAL
 Last Update: 01-Mar-2017 13:45:35 Calib Date: 28-Feb-2017 15:03:35
 Integrator: Picker
 Quant Method: Internal Standard Quant By: Initial Calibration
 Last ICal File: \\ChromNA\Sacramento\ChromData\A8_N\20170228-40333.b\2017.02.28_537CURVE_008.d
 Column 1 : Det: EXP1
 Process Host: XAWRK024

First Level Reviewer: barnettj Date: 01-Mar-2017 13:32:53

Compound	Amount Added	Amount Recovered	% Rec.
\$ 2 13C2 PFHxA	10.0	7.72	77.20
\$ 10 13C2 PFDA	10.0	7.07	70.70

FORM VI
LCMS BY INTERNAL STANDARD - INITIAL CALIBRATION DATA
CURVE EVALUATION

Lab Name: TestAmerica Sacramento Job No.: 320-26004-1 Analy Batch No.: 152571

SDG No.: _____

Instrument ID: A8_N GC Column: GeminiC18 3 ID: 3(mm) Heated Purge: (Y/N) N

Calibration Start Date: 02/28/2017 14:41 Calibration End Date: 02/28/2017 15:03 Calibration ID: 28641

Calibration Files:

LEVEL:	LAB SAMPLE ID:	LAB FILE ID:
Level 1	IC 320-152571/3	2017.02.28_537CURVE_003.d
Level 2	IC 320-152571/4	2017.02.28_537CURVE_004.d
Level 3	IC 320-152571/5	2017.02.28_537CURVE_005.d
Level 4	IC 320-152571/6	2017.02.28_537CURVE_006.d
Level 5	IC 320-152571/7	2017.02.28_537CURVE_007.d
Level 6	IC 320-152571/8	2017.02.28_537CURVE_008.d

ANALYTE	RRF					CURVE TYPE	COEFFICIENT			#	MIN RRF	%RSD	#	MAX %RSD	R^2 OR COD	#	MIN R^2 OR COD
	LVL 1 LVL 6	LVL 2	LVL 3	LVL 4	LVL 5		B	M1	M2								
Perfluorobutanesulfonic acid (PFBS)	1.5016 ++++	1.8158	1.5761	1.3805	1.1810	Ave		1.4910			15.8		30.0				
Perfluorohexanesulfonic acid	1.2422 1.3984	1.4557	1.3594	1.4489	1.3279	Ave		1.3721			5.9		30.0				
Perfluoroheptanoic acid	0.9416 0.9231	0.9550	0.9089	0.9315	0.8469	Ave		0.9178			4.2		30.0				
Perfluorooctanoic acid (PFOA)	0.9510 0.9990	0.9684	0.9505	0.9766	0.9141	Ave		0.9600			3.0		30.0				
Perfluorooctanesulfonic acid (PFOS)	0.9983 1.1333	1.1256	1.0840	1.1236	1.0716	Ave		1.0894			4.7		30.0				
Perfluorononanoic acid	0.8007 0.7485	0.7909	0.7759	0.7600	0.7116	Ave		0.7646			4.2		30.0				
13C2 PFHxA	0.9545 1.0658	0.9847	1.0265	1.0744	1.0374	Ave		1.0239			4.5		30.0				
13C2 PFDA	0.7502 0.7867	0.7326	0.7678	0.7622	0.7414	Ave		0.7568			2.6		30.0				

Note: The m1 coefficient is the same as Ave RRF for an Ave curve type.

FORM VI
LCMS BY INTERNAL STANDARD - INITIAL CALIBRATION DATA
RESPONSE AND CONCENTRATION

Lab Name: TestAmerica Sacramento Job No.: 320-26004-1 Analy Batch No.: 152571

SDG No.: _____

Instrument ID: A8_N GC Column: GeminiC18 3 ID: 3(mm) Heated Purge: (Y/N) N

Calibration Start Date: 02/28/2017 14:41 Calibration End Date: 02/28/2017 15:03 Calibration ID: 28641

Calibration Files:

LEVEL:	LAB SAMPLE ID:	LAB FILE ID:
Level 1	IC 320-152571/3	2017.02.28_537CURVE_003.d
Level 2	IC 320-152571/4	2017.02.28_537CURVE_004.d
Level 3	IC 320-152571/5	2017.02.28_537CURVE_005.d
Level 4	IC 320-152571/6	2017.02.28_537CURVE_006.d
Level 5	IC 320-152571/7	2017.02.28_537CURVE_007.d
Level 6	IC 320-152571/8	2017.02.28_537CURVE_008.d

ANALYTE	IS REF	CURVE TYPE	RESPONSE					CONCENTRATION (NG/ML)				
			LVL 1 LVL 6	LVL 2	LVL 3	LVL 4	LVL 5	LVL 1 LVL 6	LVL 2	LVL 3	LVL 4	LVL 5
Perfluorobutanesulfonic acid (PFBS)	PFOS	Ave	3117331 +++++	10615156	17131251	34458881	40663139	8.98 +++++	22.9	45.1	90.9	135
Perfluorohexanesulfonic acid	PFOS	Ave	869306 18706875	2868620	4981047	12191221	15413358	3.03 60.1	7.72	15.2	30.6	45.4
Perfluoroheptanoic acid	13PF OA	Ave	195953 3922787	610268	1038579	2471094	3101671	0.990 19.7	2.52	4.97	10.0	14.9
Perfluorooctanoic acid (PFOA)	13PF OA	Ave	390206 8370583	1220112	2141484	5108386	6600582	1.95 38.8	4.98	9.81	19.8	29.3
Perfluorooctanesulfonic acid (PFOS)	PFOS	Ave	925076 20073777	2937313	5259430	12518800	16469240	4.01 79.6	10.2	20.1	40.6	60.1
Perfluorononanoic acid	13PF OA	Ave	349094 6664465	1058848	1857458	4224505	5459781	2.07 41.2	5.29	10.4	21.0	31.1
13C2 PFHxA	13PF OA	Ave	2006507 2301837	2492526	2357788	2843456	2558490	10.0 10.0	10.0	10.0	10.0	10.0
13C2 PFDA	13PF OA	Ave	1576965 1699216	1854375	1763607	2017178	1828420	10.0 10.0	10.0	10.0	10.0	10.0

Curve Type Legend:

Ave = Average ISTD

FORM VI
 LCMS BY INTERNAL STANDARD - INITIAL CALIBRATION DATA
 READBACK PERCENT ERROR

Lab Name: TestAmerica Sacramento Job No.: 320-26004-1 Analy Batch No.: 152571

SDG No.: _____

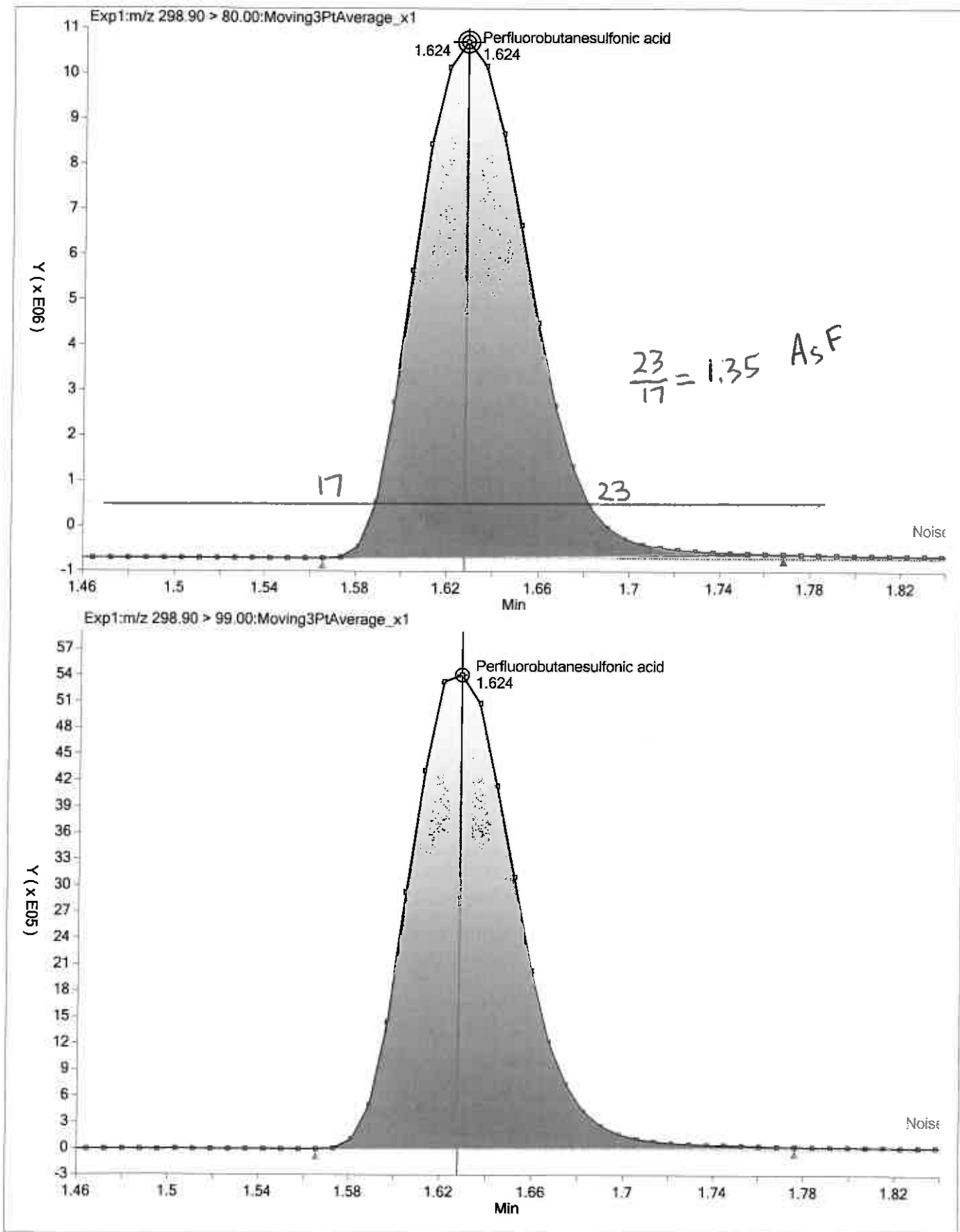
Instrument ID: A8_N GC Column: GeminiC18 3 ID: 3 (mm) Heated Purge: (Y/N) N

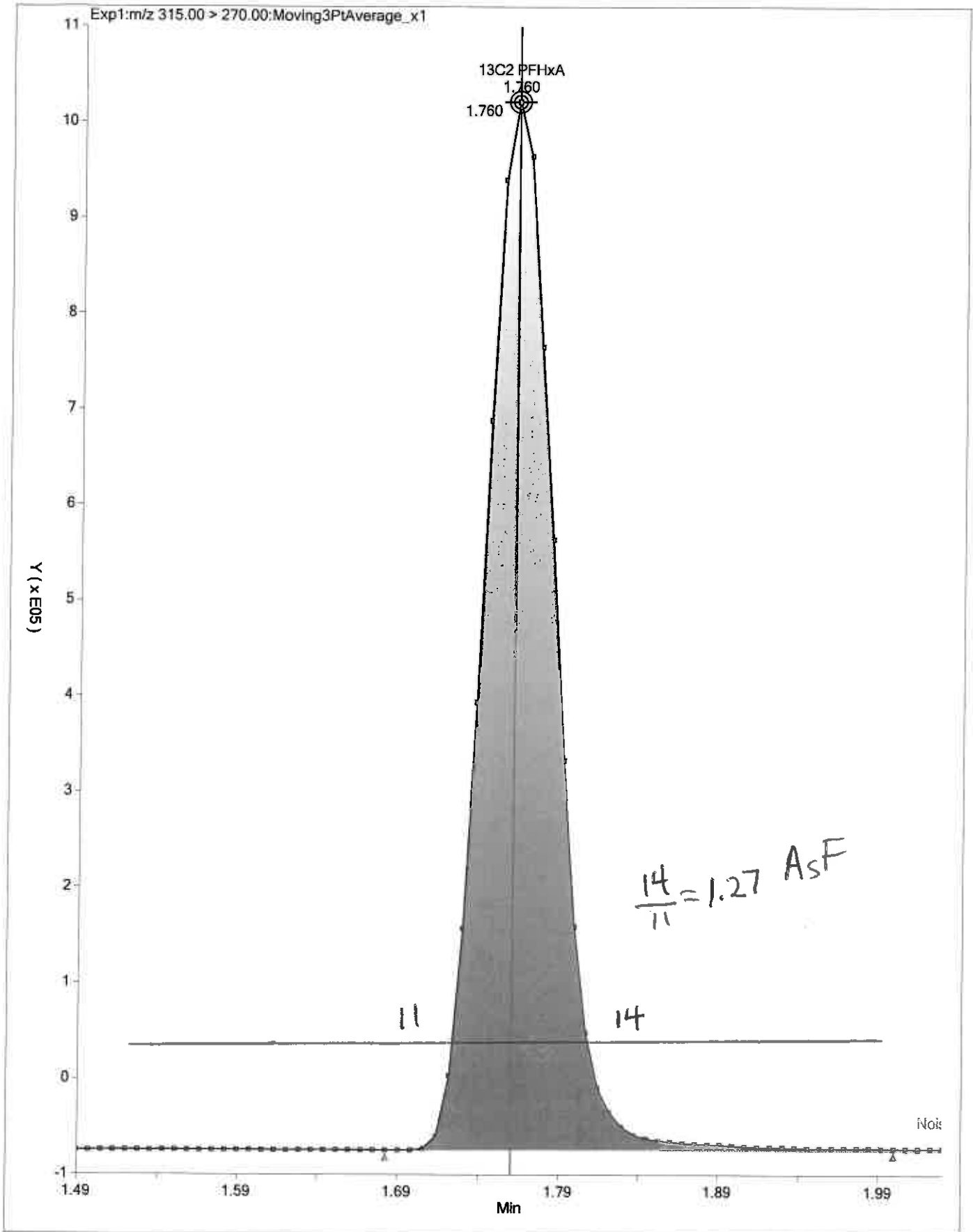
Calibration Start Date: 02/28/2017 14:41 Calibration End Date: 02/28/2017 15:03 Calibration ID: 28641

Calibration Files:

LEVEL:	LAB SAMPLE ID:	LAB FILE ID:
Level 1	IC 320-152571/3	2017.02.28_537CURVE_003.d
Level 2	IC 320-152571/4	2017.02.28_537CURVE_004.d
Level 3	IC 320-152571/5	2017.02.28_537CURVE_005.d
Level 4	IC 320-152571/6	2017.02.28_537CURVE_006.d
Level 5	IC 320-152571/7	2017.02.28_537CURVE_007.d
Level 6	IC 320-152571/8	2017.02.28_537CURVE_008.d

ANALYTE	PERCENT ERROR						PERCENT ERROR LIMIT					
	LVL 1 #	LVL 2 #	LVL 3 #	LVL 4 #	LVL 5 #	LVL 6 #	LVL 1	LVL 2	LVL 3	LVL 4	LVL 5	LVL 6
Perfluorobutanesulfonic acid (PFBS)	0.7	21.8	5.7	-7.4	-20.8	+++++	50	50	50	50	50	
Perfluorohexanesulfonic acid	-9.5	6.1	-0.9	5.6	-3.2	1.9	50	50	50	50	50	50
Perfluoroheptanoic acid	2.6	4.1	-1.0	1.5	-7.7	0.6	50	50	50	50	50	50
Perfluorooctanoic acid (PFOA)	-0.9	0.9	-1.0	1.7	-4.8	4.1	50	50	50	50	50	50
Perfluorooctanesulfonic acid (PFOS)	-8.4	3.3	-0.5	3.1	-1.6	4.0	50	50	50	50	50	50
Perfluorononanoic acid	4.7	3.4	1.5	-0.6	-6.9	-2.1	50	50	50	50	50	50
13C2 PFHxA	-6.8	-3.8	0.3	4.9	1.3	4.1	30	30	30	30	30	30
13C2 PFDA	-0.9	-3.2	1.5	0.7	-2.0	4.0	30	30	30	30	30	30





TestAmerica Sacramento
Target Compound Quantitation Report

Data File: \\ChromNa\Sacramento\ChromData\A8_N\20170228-40333.b\2017.02.28_537CURVE_003.d
 Lims ID: IC L1
 Client ID:
 Sample Type: IC Calib Level: 1
 Inject. Date: 28-Feb-2017 14:41:28 ALS Bottle#: 1 Worklist Smp#: 3
 Injection Vol: 2.0 ul Dil. Factor: 1.0000
 Sample Info: L1_537
 Misc. Info.: Plate: 1 Rack: 1
 Operator ID: A8-PC\A8 Instrument ID: A8_N
 Sublist: chrom-537_A8_N*sub1
 Method: \\ChromNa\Sacramento\ChromData\A8_N\20170228-40333.b\537_A8_N.m
 Limit Group: LC 537 ICAL
 Last Update: 28-Feb-2017 16:02:25 Calib Date: 28-Feb-2017 15:03:35
 Integrator: Picker
 Quant Method: Internal Standard Quant By: Initial Calibration
 Last ICal File: \\ChromNA\Sacramento\ChromData\A8_N\20170228-40333.b\2017.02.28_537CURVE_008.d

Column 1 : Det: EXP1
 Process Host: XAWRK008

First Level Reviewer: barnettj Date: 28-Feb-2017 15:30:38

Signal	RT	EXP RT	DLT RT	REL RT	Response	Amount ng/ml	Ratio(Limits)	S/N	Flags
1 Perfluorobutanesulfonic acid									
298.90 > 80.00	1.639	1.631	0.008	1.000	3117331	9.04		393	
298.90 > 99.00	1.639	1.631	0.008	1.000	1314092		2.37(0.00-0.00)	403	
\$ 2 13C2 PFHxA									
315.00 > 270.00	1.783	1.769	0.014	1.000	2006507	9.32		2744	
3 Perfluorohexanesulfonic acid									
399.00 > 80.00	1.957	1.944	0.013	1.000	869306	2.74		238	
4 Perfluoroheptanoic acid									
363.00 > 319.00	1.957	1.945	0.012	1.000	195953	1.02		19.9	
* 6 13C2-PFOA									
415.00 > 370.00	2.200	2.179	0.021		2102051	10.0		3215	
5 Perfluorooctanoic acid									
413.00 > 369.00	2.193	2.179	0.014	1.000	390206	1.93		32.8	
413.00 > 169.00	2.193	2.179	0.014	1.000	217900		1.79(0.00-0.00)	267	
8 Perfluorooctane sulfonic acid									
499.00 > 80.00	2.360	2.367	-0.007	1.000	925076	3.67		215	
499.00 > 99.00	2.413	2.367	0.046	1.023	231400		4.00(0.00-0.00)	402	
* 7 13C4 PFOS									
503.00 > 80.00	2.413	2.401	0.012		6633139	28.7		7355	
9 Perfluorononanoic acid									
463.00 > 419.00	2.428	2.410	0.018	1.000	349094	2.17		64.3	
\$ 10 13C2 PFDA									
515.00 > 470.00	2.549	2.536	0.013	1.000	1576965	9.91		2510	

Reagents:

LC537-L1_00017

Amount Added: 1.00

Units: mL

TestAmerica Sacramento

Data File: \\ChromNa\Sacramento\ChromData\A8_N\20170228-40333.b\2017.02.28_537CURVE_003.d

Injection Date: 28-Feb-2017 14:41:28

Instrument ID: A8_N

Lims ID: IC L1

Client ID:

Operator ID: A8-PC\A8

ALS Bottle#: 1

Worklist Smp#: 3

Injection Vol: 2.0 ul

Dil. Factor: 1.0000

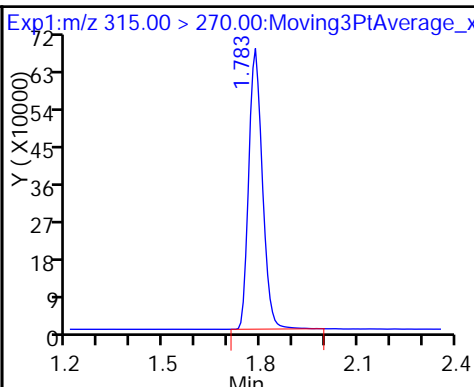
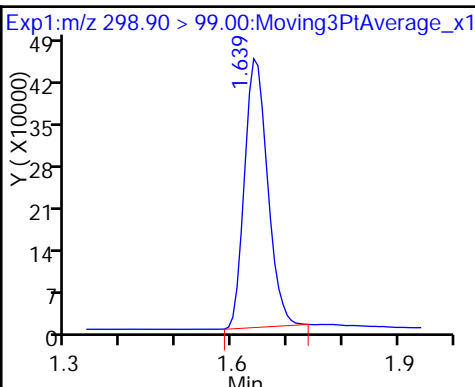
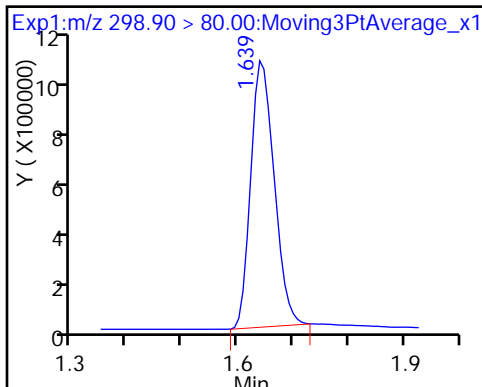
Method: 537_A8_N

Limit Group: LC 537 ICAL

1 Perfluorobutanesulfonic acid

1 Perfluorobutanesulfonic acid

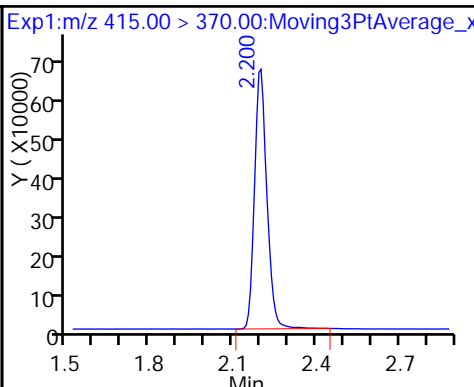
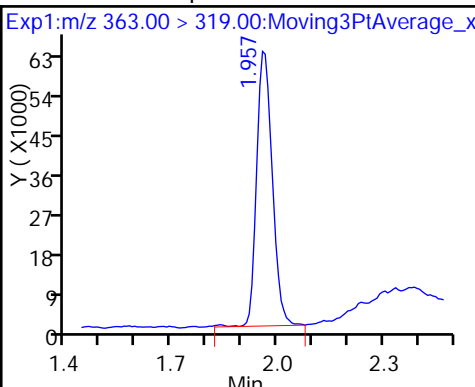
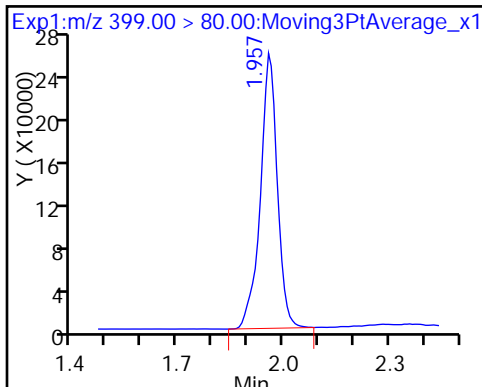
\$ 2 13C2 PFHxA



3 Perfluorohexanesulfonic acid

4 Perfluoroheptanoic acid

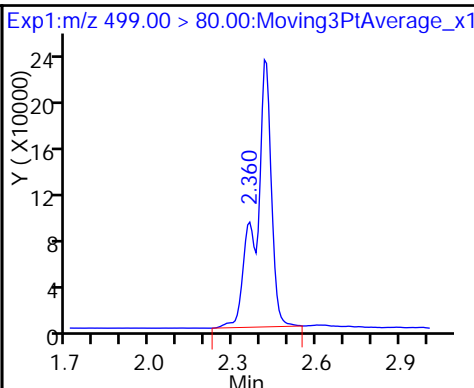
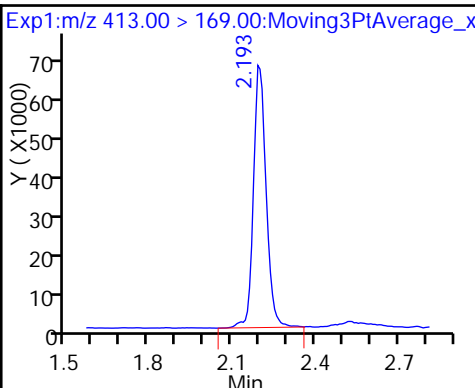
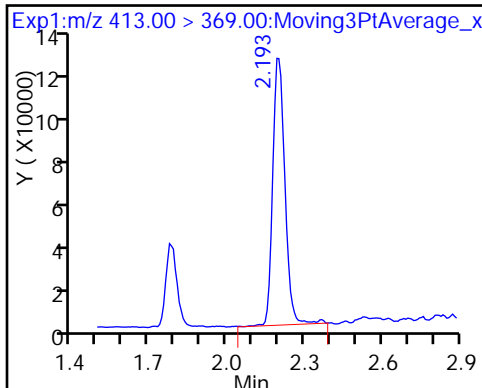
* 6 13C2-PFOA



5 Perfluorooctanoic acid

5 Perfluorooctanoic acid

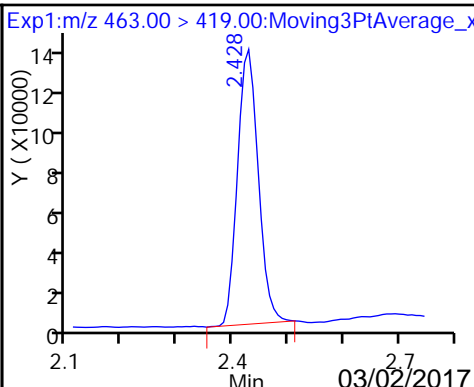
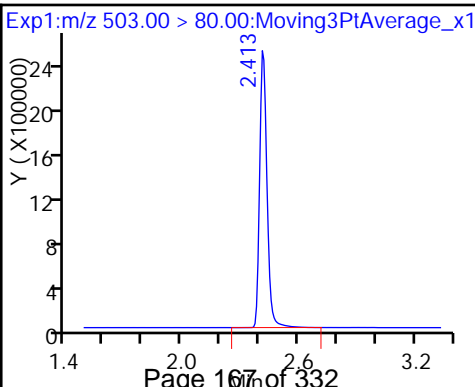
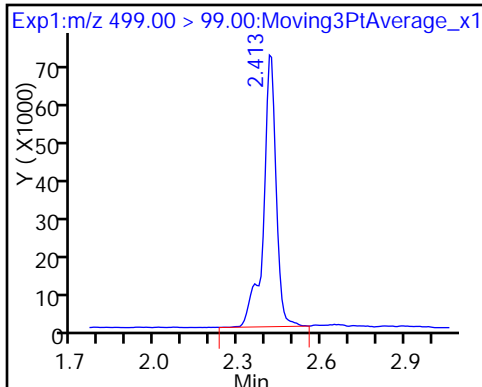
8 Perfluorooctane sulfonic acid



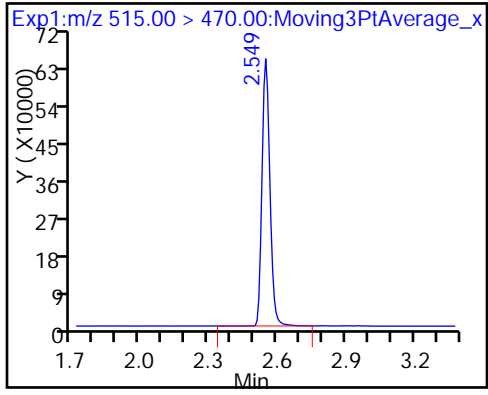
8 Perfluorooctane sulfonic acid

* 7 13C4 PFOS

9 Perfluorononanoic acid



\$ 10 13C2 PFDA



TestAmerica Sacramento
Target Compound Quantitation Report

Data File: \\ChromNa\Sacramento\ChromData\A8_N\20170228-40333.b\2017.02.28_537CURVE_004.d
 Lims ID: IC L2
 Client ID:
 Sample Type: IC Calib Level: 2
 Inject. Date: 28-Feb-2017 14:45:57 ALS Bottle#: 2 Worklist Smp#: 4
 Injection Vol: 2.0 ul Dil. Factor: 1.0000
 Sample Info: L2_537
 Misc. Info.: Plate: 1 Rack: 1
 Operator ID: A8-PC\A8 Instrument ID: A8_N
 Sublist: chrom-537_A8_N*sub1
 Method: \\ChromNa\Sacramento\ChromData\A8_N\20170228-40333.b\537_A8_N.m
 Limit Group: LC 537 ICAL
 Last Update: 28-Feb-2017 16:02:26 Calib Date: 28-Feb-2017 15:03:35
 Integrator: Picker
 Quant Method: Internal Standard Quant By: Initial Calibration
 Last ICal File: \\ChromNA\Sacramento\ChromData\A8_N\20170228-40333.b\2017.02.28_537CURVE_008.d
 Column 1 : Det: EXP1
 Process Host: XAWRK008

First Level Reviewer: barnettj Date: 28-Feb-2017 15:31:42

Signal	RT	EXP RT	DLT RT	REL RT	Response	Amount ng/ml	Ratio(Limits)	S/N	Flags
1 Perfluorobutanesulfonic acid									
298.90 > 80.00	1.646	1.627	0.019	1.000	10615156	27.9		868	
298.90 > 99.00	1.646	1.627	0.019	1.000	4552642		2.33(0.00-0.00)	911	
\$ 2 13C2 PFHxA									
315.00 > 270.00	1.783	1.765	0.018	1.000	2492526	9.62		2811	
3 Perfluorohexanesulfonic acid									
399.00 > 80.00	1.957	1.938	0.019	1.000	2868620	8.19		581	
4 Perfluoroheptanoic acid									
363.00 > 319.00	1.957	1.940	0.017	1.000	610268	2.63		62.7	
* 6 13C2-PFOA									
415.00 > 370.00	2.193	2.172	0.021		2531261	10.0		4646	
5 Perfluorooctanoic acid									
413.00 > 369.00	2.193	2.172	0.021	1.000	1220112	5.02		95.7	
413.00 > 169.00	2.193	2.172	0.021	1.000	730729		1.67(0.00-0.00)	833	
8 Perfluorooctane sulfonic acid									
499.00 > 80.00	2.390	2.367	0.023	1.000	2937313	10.6		647	
499.00 > 99.00	2.413	2.367	0.046	1.010	723391		4.06(0.00-0.00)	1296	
* 7 13C4 PFOS									
503.00 > 80.00	2.413	2.395	0.018		7325068	28.7		9564	
9 Perfluorononanoic acid									
463.00 > 419.00	2.420	2.404	0.016	1.000	1058848	5.47		270	
\$ 10 13C2 PFDA									
515.00 > 470.00	2.542	2.530	0.012	1.000	1854375	9.68		2770	

Reagents:

LC537-L2_00016

Amount Added: 1.00

Units: mL

TestAmerica Sacramento

Data File: \\ChromNa\Sacramento\ChromData\A8_N\20170228-40333.b\2017.02.28_537CURVE_004.d

Injection Date: 28-Feb-2017 14:45:57

Instrument ID: A8_N

Lims ID: IC L2

Client ID:

Operator ID: A8-PC\A8

ALS Bottle#: 2

Worklist Smp#: 4

Injection Vol: 2.0 ul

Dil. Factor: 1.0000

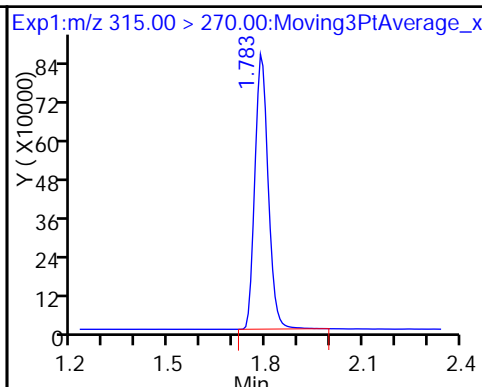
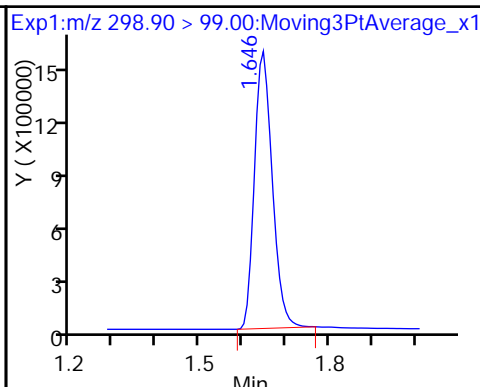
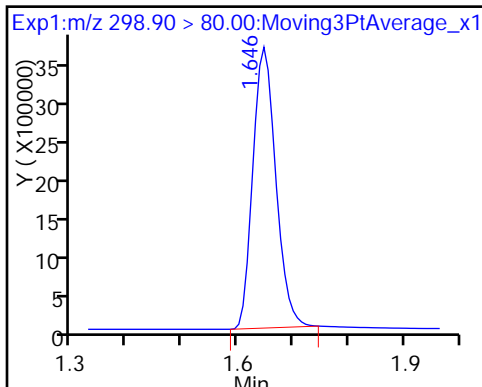
Method: 537_A8_N

Limit Group: LC 537 ICAL

1 Perfluorobutanesulfonic acid

1 Perfluorobutanesulfonic acid

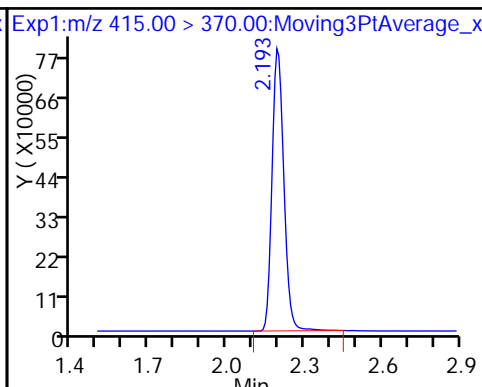
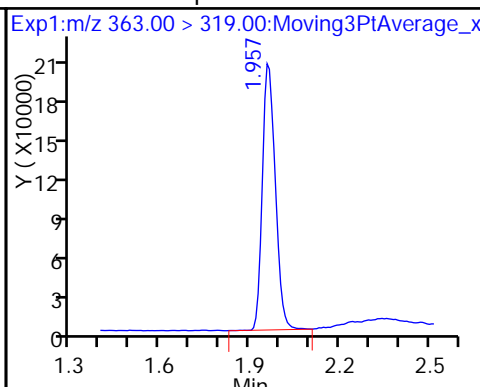
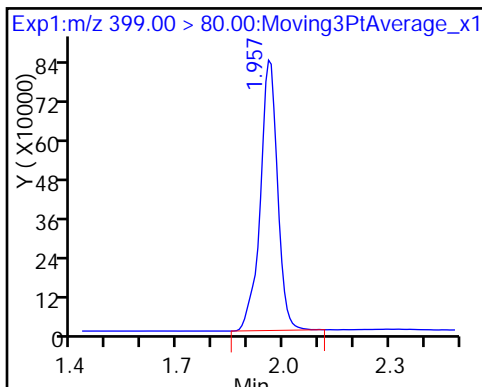
\$ 2 13C2 PFHxA



3 Perfluorohexanesulfonic acid

4 Perfluoroheptanoic acid

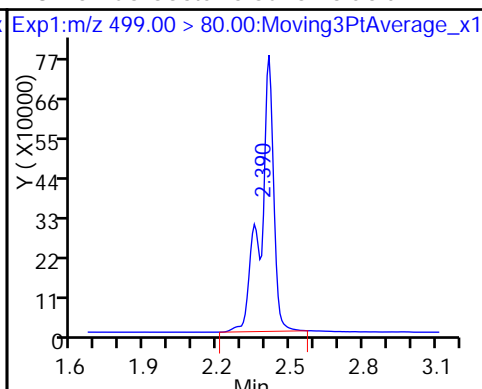
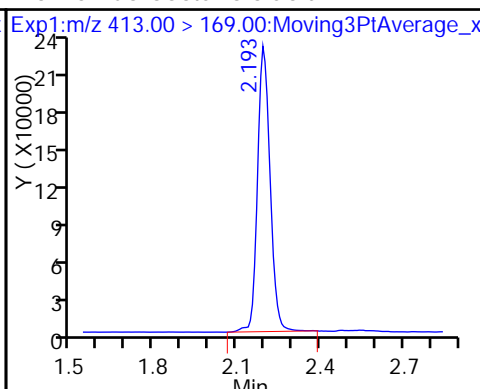
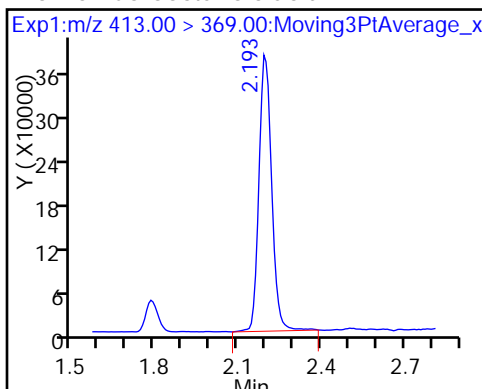
* 6 13C2-PFOA



5 Perfluorooctanoic acid

5 Perfluorooctanoic acid

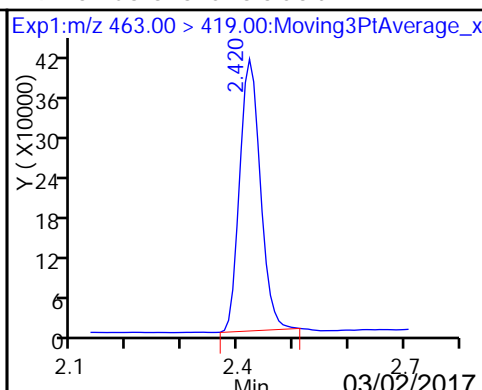
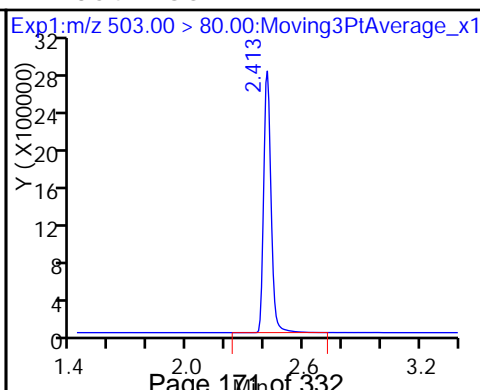
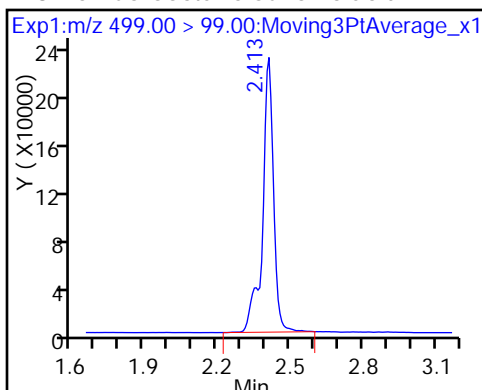
8 Perfluorooctane sulfonic acid



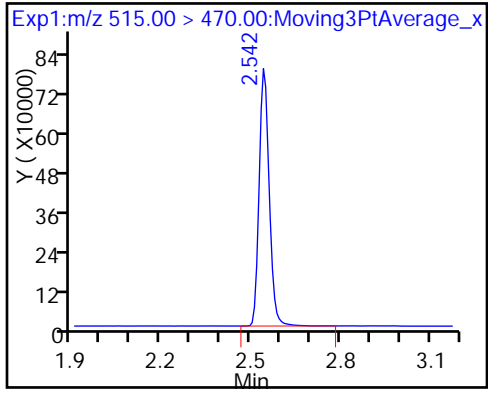
8 Perfluorooctane sulfonic acid

* 7 13C4 PFOS

9 Perfluorononanoic acid



\$ 10 13C2 PFDA



TestAmerica Sacramento
Target Compound Quantitation Report

Data File: \\ChromNa\Sacramento\ChromData\A8_N\20170228-40333.b\2017.02.28_537CURVE_005.d
 Lims ID: IC L3
 Client ID:
 Sample Type: IC Calib Level: 3
 Inject. Date: 28-Feb-2017 14:50:23 ALS Bottle#: 3 Worklist Smp#: 5
 Injection Vol: 2.0 ul Dil. Factor: 1.0000
 Sample Info: L3_537
 Misc. Info.: Plate: 1 Rack: 1
 Operator ID: A8-PC\A8 Instrument ID: A8_N
 Sublist: chrom-537_A8_N*sub1
 Method: \\ChromNa\Sacramento\ChromData\A8_N\20170228-40333.b\537_A8_N.m
 Limit Group: LC 537 ICAL
 Last Update: 28-Feb-2017 16:02:28 Calib Date: 28-Feb-2017 15:03:35
 Integrator: Picker
 Quant Method: Internal Standard Quant By: Initial Calibration
 Last ICal File: \\ChromNA\Sacramento\ChromData\A8_N\20170228-40333.b\2017.02.28_537CURVE_008.d
 Column 1 : Det: EXP1
 Process Host: XAWRK008

First Level Reviewer: barnettj Date: 28-Feb-2017 15:31:53

Signal	RT	EXP RT	DLT RT	REL RT	Response	Amount ng/ml	Ratio(Limits)	S/N	Flags
1 Perfluorobutanesulfonic acid									
298.90 > 80.00	1.631	1.627	0.004	1.000	17131251	47.7		1048	
298.90 > 99.00	1.631	1.627	0.004	1.000	7542249		2.27(0.00-0.00)	1116	
\$ 2 13C2 PFHxA									
315.00 > 270.00	1.768	1.765	0.003	1.000	2357788	10.0		2715	
3 Perfluorohexanesulfonic acid									
399.00 > 80.00	1.942	1.938	0.004	1.000	4981047	15.1		922	
4 Perfluoroheptanoic acid									
363.00 > 319.00	1.950	1.940	0.010	1.000	1038579	4.93		104	
5 Perfluorooctanoic acid									
413.00 > 369.00	2.185	2.172	0.013	1.000	2141484	9.71		167	
413.00 > 169.00	2.185	2.172	0.013	1.000	1206972		1.77(0.00-0.00)	1198	
* 6 13C2-PFOA									
415.00 > 370.00	2.177	2.172	0.005		2296952	10.0		3528	
8 Perfluorooctane sulfonic acid									
499.00 > 80.00	2.405	2.367	0.038	1.000	5259430	20.0		4068	
499.00 > 99.00	2.405	2.367	0.038	1.000	1265490		4.16(0.00-0.00)	1759	
* 7 13C4 PFOS									
503.00 > 80.00	2.405	2.395	0.010		6911413	28.7		10468	
9 Perfluorononanoic acid									
463.00 > 419.00	2.413	2.404	0.009	1.000	1857458	10.6		480	
\$ 10 13C2 PFDA									
515.00 > 470.00	2.542	2.530	0.012	1.000	1763607	10.1		2460	

Reagents:

LC537-L3_00019

Amount Added: 1.00

Units: mL

TestAmerica Sacramento

Data File: \\ChromNa\Sacramento\ChromData\A8_N\20170228-40333.b\2017.02.28_537CURVE_005.d

Injection Date: 28-Feb-2017 14:50:23

Instrument ID: A8_N

Lims ID: IC L3

Client ID:

Operator ID: A8-PC\A8

ALS Bottle#: 3

Worklist Smp#: 5

Injection Vol: 2.0 ul

Dil. Factor: 1.0000

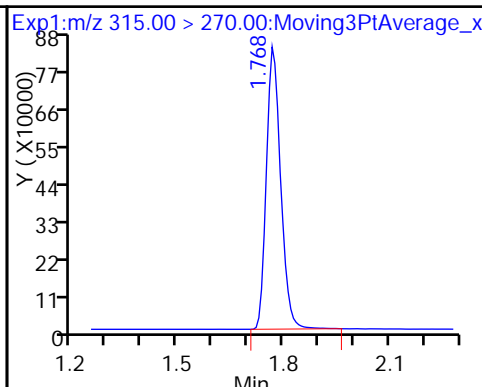
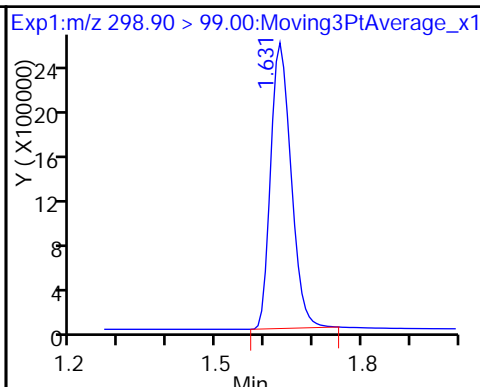
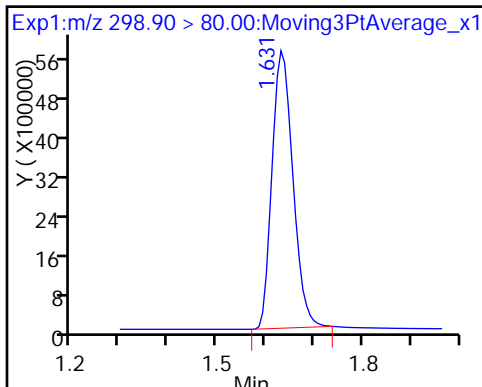
Method: 537_A8_N

Limit Group: LC 537 ICAL

1 Perfluorobutanesulfonic acid

1 Perfluorobutanesulfonic acid

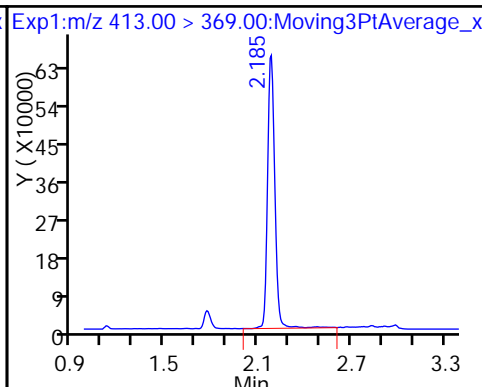
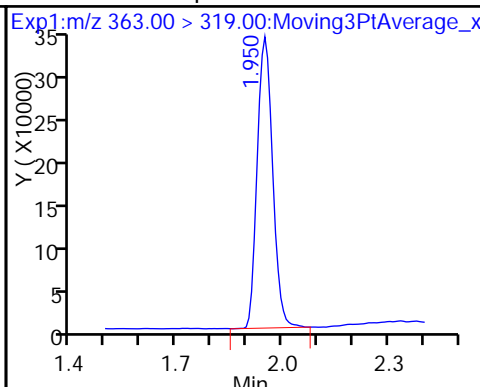
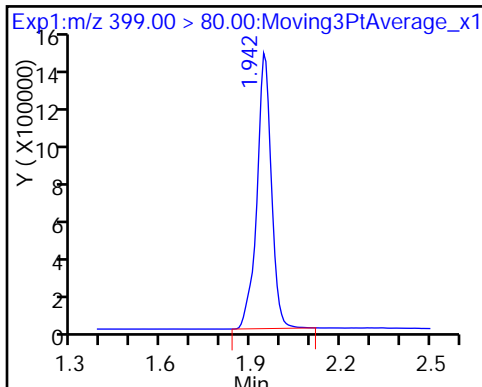
\$ 2 13C2 PFHxA



3 Perfluorohexanesulfonic acid

4 Perfluoroheptanoic acid

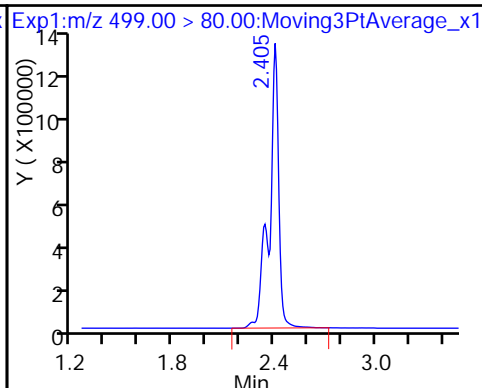
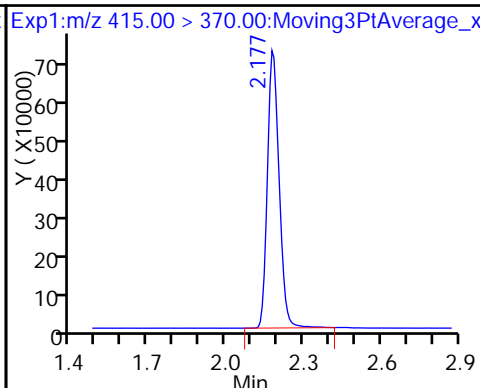
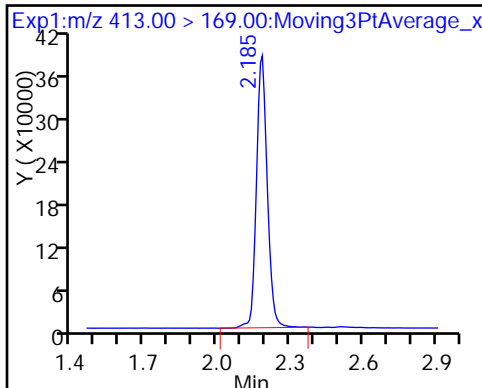
5 Perfluorooctanoic acid



5 Perfluorooctanoic acid

* 6 13C2-PFOA

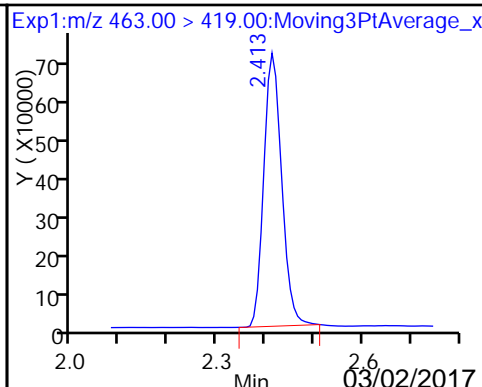
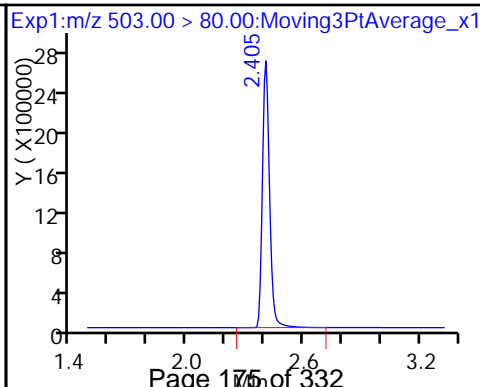
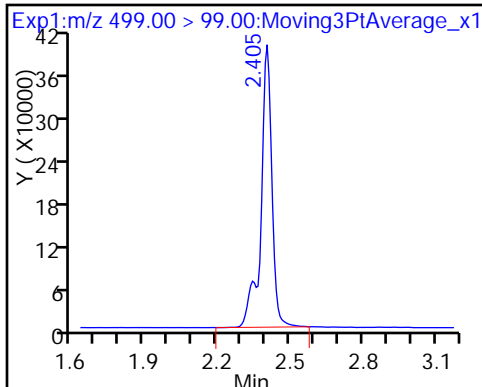
8 Perfluorooctane sulfonic acid



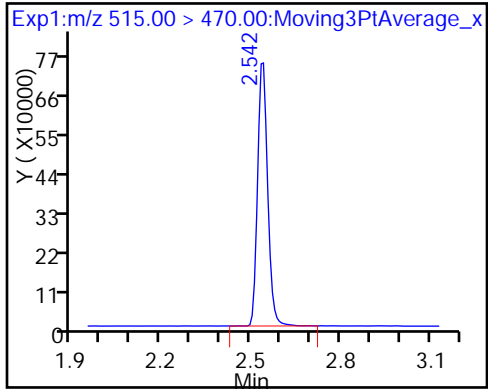
8 Perfluorooctane sulfonic acid

* 7 13C4 PFOS

9 Perfluorononanoic acid



\$ 10 13C2 PFDA



TestAmerica Sacramento
Target Compound Quantitation Report

Data File: \\ChromNa\Sacramento\ChromData\A8_N\20170228-40333.b\2017.02.28_537CURVE_006.d
 Lims ID: IC L4
 Client ID:
 Sample Type: ICISAV Calib Level: 4
 Inject. Date: 28-Feb-2017 14:54:47 ALS Bottle#: 4 Worklist Smp#: 6
 Injection Vol: 2.0 ul Dil. Factor: 1.0000
 Sample Info: L4_537
 Misc. Info.: Plate: 1 Rack: 1
 Operator ID: A8-PC\A8 Instrument ID: A8_N
 Sublist: chrom-537_A8_N*sub1
 Method: \\ChromNa\Sacramento\ChromData\A8_N\20170228-40333.b\537_A8_N.m
 Limit Group: LC 537 ICAL
 Last Update: 28-Feb-2017 16:02:30 Calib Date: 28-Feb-2017 15:03:35
 Integrator: Picker
 Quant Method: Internal Standard Quant By: Initial Calibration
 Last ICal File: \\ChromNA\Sacramento\ChromData\A8_N\20170228-40333.b\2017.02.28_537CURVE_008.d
 Column 1 : Det: EXP1
 Process Host: XAWRK008

First Level Reviewer: barnettj Date: 28-Feb-2017 15:32:03

Signal	RT	EXP RT	DLT RT	REL RT	Response	Amount ng/ml	Ratio(Limits)	S/N	Flags
1 Perfluorobutanesulfonic acid									
298.90 > 80.00	1.624	1.627	-0.003	1.000	34458881	84.1		1113	
298.90 > 99.00	1.624	1.627	-0.003	1.000	16969291		2.03(0.00-0.00)	1416	
\$ 2 13C2 PFHxA									
315.00 > 270.00	1.760	1.765	-0.005	1.000	2843456	10.5		3203	
3 Perfluorohexanesulfonic acid									
399.00 > 80.00	1.935	1.938	-0.003	1.000	12191221	32.4		1428	
4 Perfluoroheptanoic acid									
363.00 > 319.00	1.935	1.940	-0.005	1.000	2471094	10.2		213	
5 Perfluorooctanoic acid									
413.00 > 369.00	2.170	2.172	-0.002	1.000	5108386	20.1		365	
413.00 > 169.00	2.170	2.172	-0.002	1.000	3006567		1.70(0.00-0.00)	2178	
* 6 13C2-PFOA									
415.00 > 370.00	2.170	2.172	-0.002		2646658	10.0		5021	
8 Perfluorooctane sulfonic acid									
499.00 > 80.00	2.329	2.367	-0.038	1.000	12518800	41.8		1215	
499.00 > 99.00	2.390	2.367	0.023	1.026	3106705		4.03(0.00-0.00)	4732	
* 7 13C4 PFOS									
503.00 > 80.00	2.390	2.395	-0.005		7876893	28.7		12079	
9 Perfluorononanoic acid									
463.00 > 419.00	2.397	2.404	-0.007	1.000	4224505	20.9		1002	
\$ 10 13C2 PFDA									
515.00 > 470.00	2.526	2.530	-0.004	1.000	2017178	10.1		2841	

Reagents:

LC537-L4_00017

Amount Added: 1.00

Units: mL

TestAmerica Sacramento

Data File: \\ChromNa\Sacramento\ChromData\A8_N\20170228-40333.b\2017.02.28_537CURVE_006.d

Injection Date: 28-Feb-2017 14:54:47

Instrument ID: A8_N

Lims ID: IC L4

Client ID:

Operator ID: A8-PC\A8

ALS Bottle#: 4

Worklist Smp#: 6

Injection Vol: 2.0 ul

Dil. Factor: 1.0000

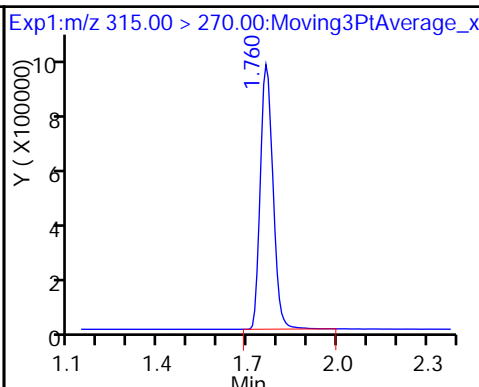
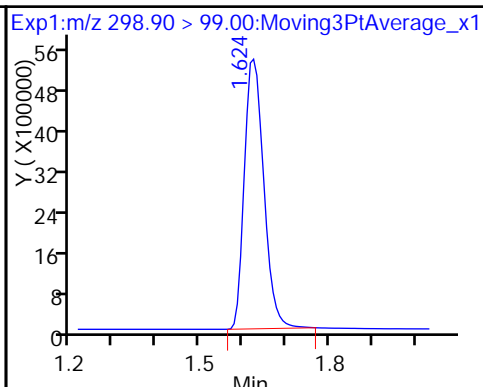
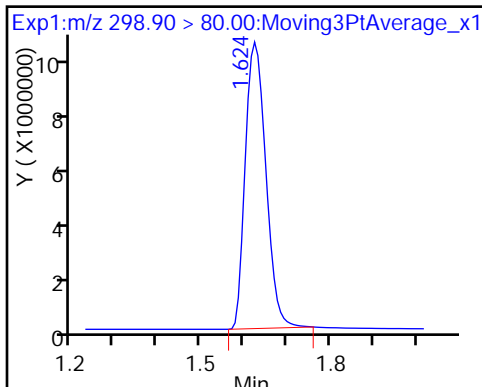
Method: 537_A8_N

Limit Group: LC 537 ICAL

1 Perfluorobutanesulfonic acid

1 Perfluorobutanesulfonic acid

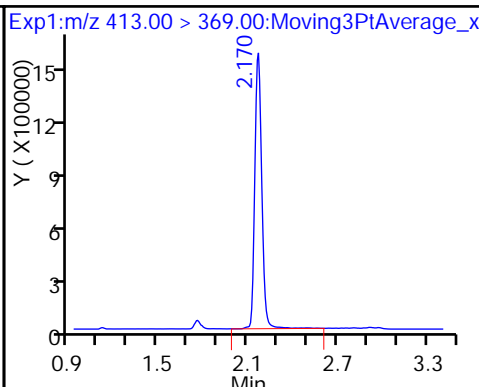
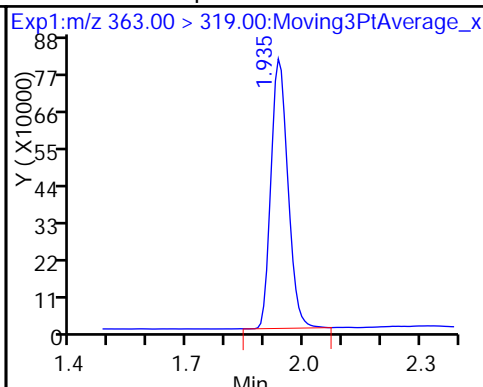
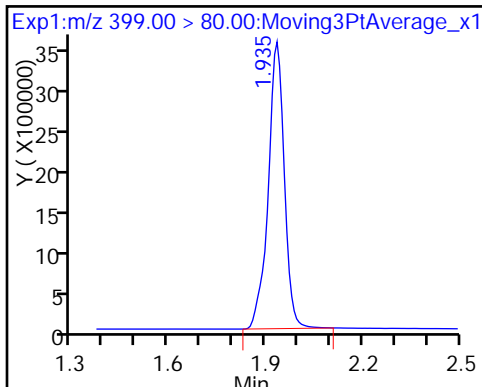
\$ 2 13C2 PFHxA



3 Perfluorohexanesulfonic acid

4 Perfluoroheptanoic acid

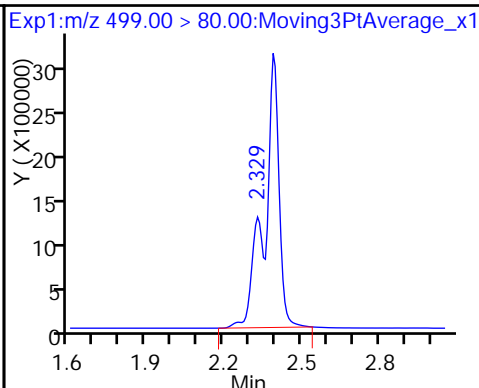
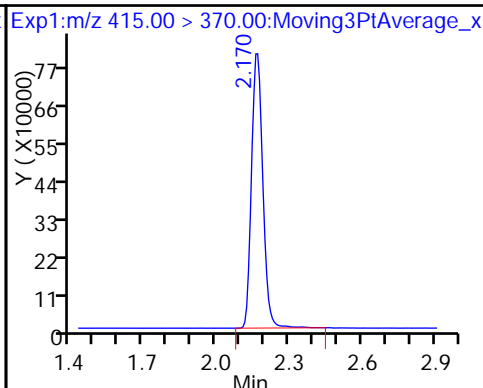
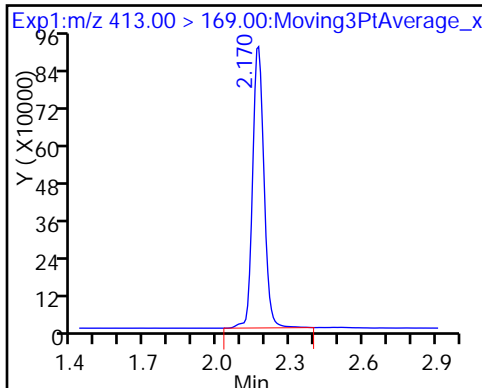
5 Perfluorooctanoic acid



5 Perfluorooctanoic acid

* 6 13C2-PFOA

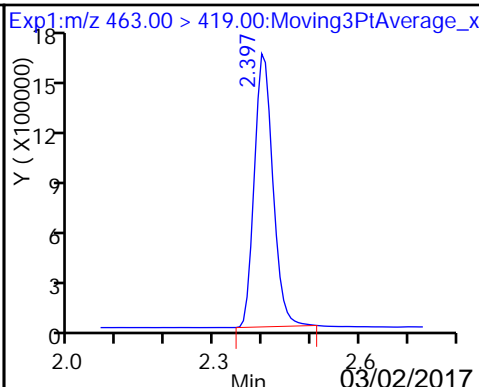
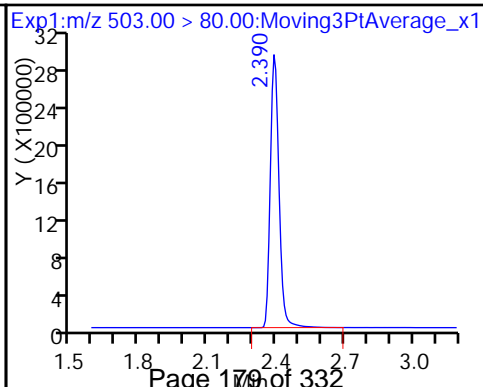
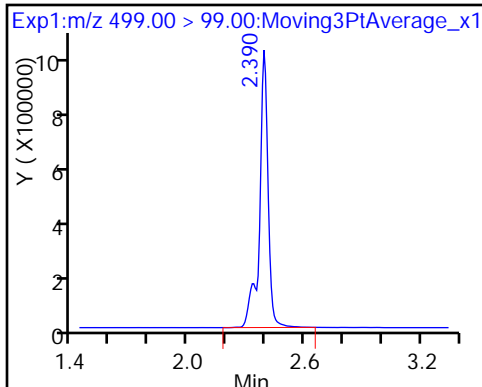
8 Perfluorooctane sulfonic acid



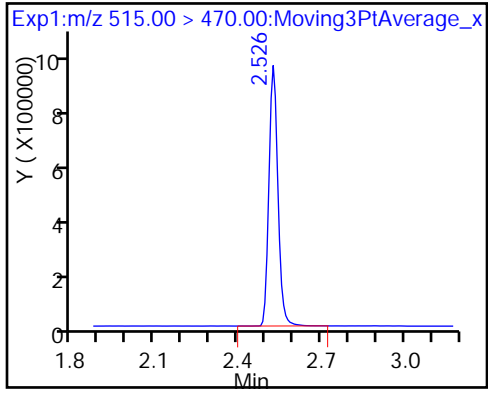
8 Perfluorooctane sulfonic acid

* 7 13C4 PFOS

9 Perfluorononanoic acid



\$ 10 13C2 PFDA



TestAmerica Sacramento
Target Compound Quantitation Report

Data File: \\ChromNa\Sacramento\ChromData\A8_N\20170228-40333.b\2017.02.28_537CURVE_007.d
 Lims ID: IC L5
 Client ID:
 Sample Type: IC Calib Level: 5
 Inject. Date: 28-Feb-2017 14:59:10 ALS Bottle#: 5 Worklist Smp#: 7
 Injection Vol: 2.0 ul Dil. Factor: 1.0000
 Sample Info: L5_537
 Misc. Info.: Plate: 1 Rack: 1
 Operator ID: A8-PC\A8 Instrument ID: A8_N
 Sublist: chrom-537_A8_N*sub1
 Method: \\ChromNa\Sacramento\ChromData\A8_N\20170228-40333.b\537_A8_N.m
 Limit Group: LC 537 ICAL
 Last Update: 28-Feb-2017 16:02:31 Calib Date: 28-Feb-2017 15:03:35
 Integrator: Picker
 Quant Method: Internal Standard Quant By: Initial Calibration
 Last ICal File: \\ChromNA\Sacramento\ChromData\A8_N\20170228-40333.b\2017.02.28_537CURVE_008.d

Column 1 : Det: EXP1
 Process Host: XAWRK008

First Level Reviewer: barnettj Date: 28-Feb-2017 15:32:12

Signal	RT	EXP RT	DLT RT	REL RT	Response	Amount ng/ml	Ratio(Limits)	S/N	Flags
1 Perfluorobutanesulfonic acid									
298.90 > 80.00	1.616	1.627	-0.011	1.000	40663139	106.6		1079	
298.90 > 99.00	1.616	1.627	-0.011	1.000	20542925		1.98(0.00-0.00)	1456	
\$ 2 13C2 PFHxA									
315.00 > 270.00	1.753	1.765	-0.012	1.000	2558490	10.1		3123	
3 Perfluorohexanesulfonic acid									
399.00 > 80.00	1.927	1.938	-0.011	1.000	15413358	43.9		1508	
4 Perfluoroheptanoic acid									
363.00 > 319.00	1.927	1.940	-0.013	1.000	3101671	13.7		282	
5 Perfluorooctanoic acid									
413.00 > 369.00	2.155	2.172	-0.017	1.000	6600582	27.9		487	
413.00 > 169.00	2.155	2.172	-0.017	1.000	3850026		1.71(0.00-0.00)	3046	
* 6 13C2-PFOA									
415.00 > 370.00	2.155	2.172	-0.017		2466185	10.0		4332	
8 Perfluorooctane sulfonic acid									
499.00 > 80.00	2.360	2.367	-0.007	1.000	16469240	59.1		1517	
499.00 > 99.00	2.382	2.367	0.015	1.010	4081781		4.03(0.00-0.00)	6285	
* 7 13C4 PFOS									
503.00 > 80.00	2.382	2.395	-0.013		7334381	28.7		11401	
9 Perfluorononanoic acid									
463.00 > 419.00	2.390	2.404	-0.014	1.000	5459781	29.0		1286	
\$ 10 13C2 PFDA									
515.00 > 470.00	2.519	2.530	-0.011	1.000	1828420	9.80		2430	

Reagents:

LC537-L5_00020

Amount Added: 1.00

Units: mL

TestAmerica Sacramento

Data File: \\ChromNa\Sacramento\ChromData\A8_N\20170228-40333.b\2017.02.28_537CURVE_007.d

Injection Date: 28-Feb-2017 14:59:10

Instrument ID: A8_N

Lims ID: IC L5

Client ID:

Operator ID: A8-PC\A8

ALS Bottle#: 5

Worklist Smp#: 7

Injection Vol: 2.0 ul

Dil. Factor: 1.0000

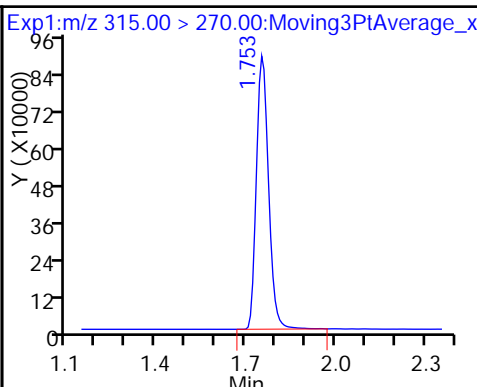
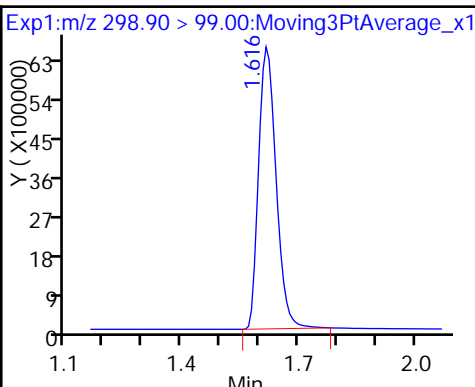
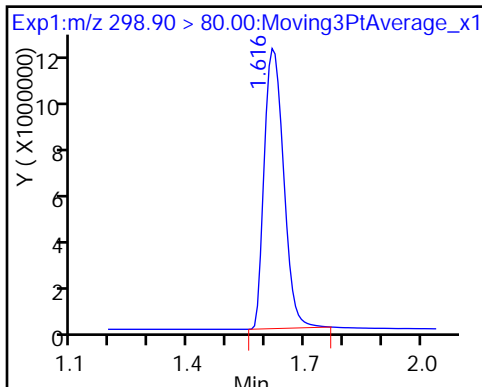
Method: 537_A8_N

Limit Group: LC 537 ICAL

1 Perfluorobutanesulfonic acid

1 Perfluorobutanesulfonic acid

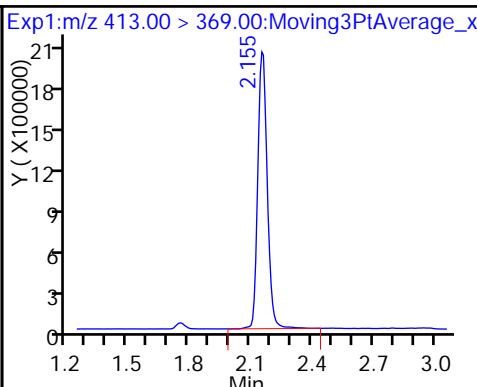
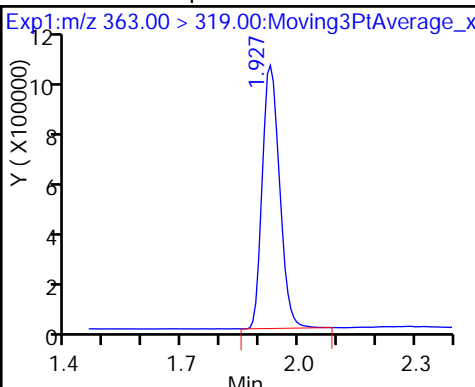
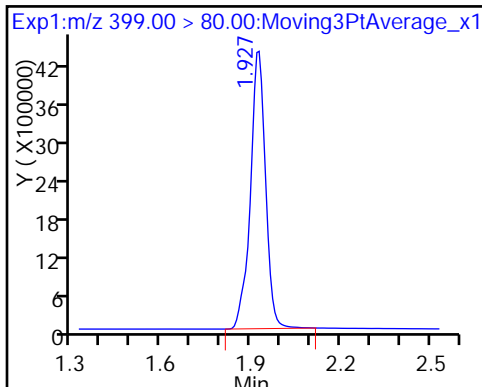
\$ 2 13C2 PFHxA



3 Perfluorohexanesulfonic acid

4 Perfluoroheptanoic acid

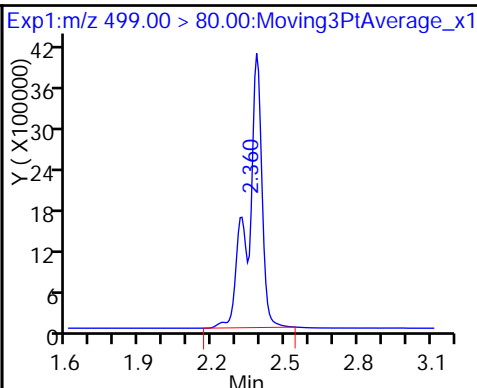
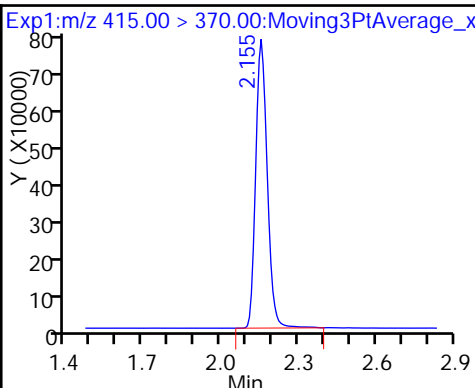
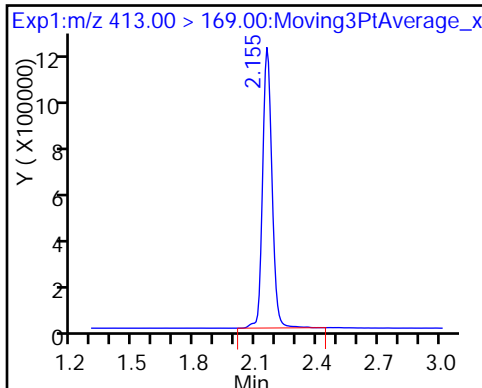
5 Perfluorooctanoic acid



5 Perfluorooctanoic acid

* 6 13C2-PFOA

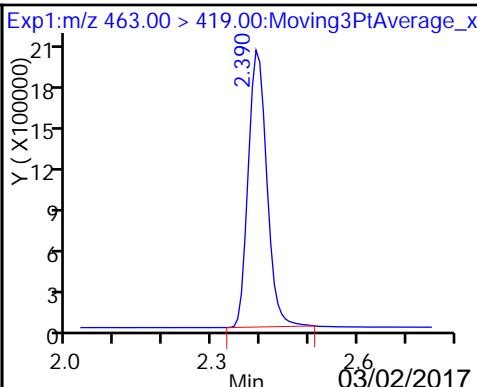
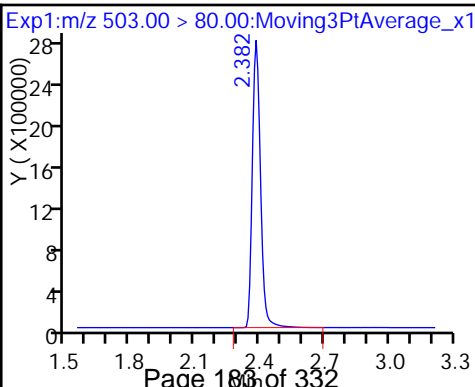
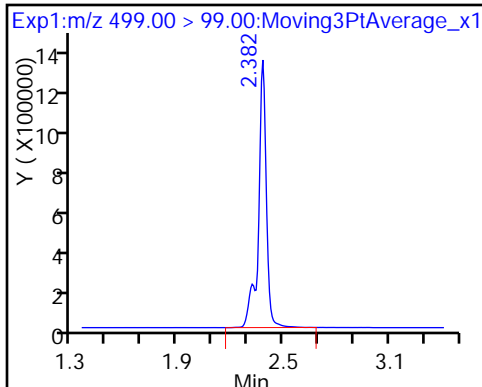
8 Perfluorooctane sulfonic acid



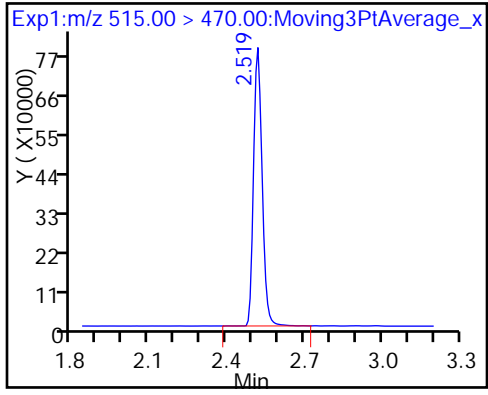
8 Perfluorooctane sulfonic acid

* 7 13C4 PFOS

9 Perfluorononanoic acid



\$ 10 13C2 PFDA



TestAmerica Sacramento
Target Compound Quantitation Report

Data File: \\ChromNa\Sacramento\ChromData\A8_N\20170228-40333.b\2017.02.28_537CURVE_008.d
 Lims ID: IC L6
 Client ID:
 Sample Type: IC Calib Level: 6
 Inject. Date: 28-Feb-2017 15:03:35 ALS Bottle#: 6 Worklist Smp#: 8
 Injection Vol: 2.0 ul Dil. Factor: 1.0000
 Sample Info: L6_537
 Misc. Info.: Plate: 1 Rack: 1
 Operator ID: A8-PC\A8 Instrument ID: A8_N
 Sublist: chrom-537_A8_N*sub1
 Method: \\ChromNa\Sacramento\ChromData\A8_N\20170228-40333.b\537_A8_N.m
 Limit Group: LC 537 ICAL
 Last Update: 28-Feb-2017 16:02:32 Calib Date: 28-Feb-2017 15:03:35
 Integrator: Picker
 Quant Method: Internal Standard Quant By: Initial Calibration
 Last ICal File: \\ChromNA\Sacramento\ChromData\A8_N\20170228-40333.b\2017.02.28_537CURVE_008.d

Column 1 : Det: EXP1
 Process Host: XAWRK008

First Level Reviewer: barnettj Date: 28-Feb-2017 15:32:21

Signal	RT	EXP RT	DLT RT	REL RT	Response	Amount ng/ml	Ratio(Limits)	S/N	Flags
1 Perfluorobutanesulfonic acid									
298.90 > 80.00	1.608	1.627	-0.019	1.000	46149314	139.1		1059	
298.90 > 99.00	1.608	1.627	-0.019	1.000	23950963		1.93(0.00-0.00)	1374	
\$ 2 13C2 PFHxA									
315.00 > 270.00	1.745	1.765	-0.020	1.000	2301837	10.4		3210	
3 Perfluorohexanesulfonic acid									
399.00 > 80.00	1.912	1.938	-0.026	1.000	18706875	61.3		1691	
4 Perfluoroheptanoic acid									
363.00 > 319.00	1.912	1.940	-0.028	1.000	3922787	19.8		345	
5 Perfluorooctanoic acid									
413.00 > 369.00	2.140	2.172	-0.032	1.000	8370583	40.4		588	
413.00 > 169.00	2.140	2.172	-0.032	1.000	4906844		1.71(0.00-0.00)	3727	
* 6 13C2-PFOA									
415.00 > 370.00	2.140	2.172	-0.032		2159820	10.0		3488	
8 Perfluorooctane sulfonic acid									
499.00 > 80.00	2.367	2.367	0.0	1.000	20073777	82.8		6949	
499.00 > 99.00	2.367	2.367	0.0	1.000	4957749		4.05(0.00-0.00)	5916	
* 7 13C4 PFOS									
503.00 > 80.00	2.367	2.395	-0.028		6379570	28.7		10470	
9 Perfluorononanoic acid									
463.00 > 419.00	2.375	2.404	-0.029	1.000	6664465	40.4		1489	
\$ 10 13C2 PFDA									
515.00 > 470.00	2.504	2.530	-0.026	1.000	1699216	10.4		2183	

Reagents:

LC537-L6_00016

Amount Added: 1.00

Units: mL

TestAmerica Sacramento

Data File: \\ChromNa\Sacramento\ChromData\A8_N\20170228-40333.b\2017.02.28_537CURVE_008.d

Injection Date: 28-Feb-2017 15:03:35

Instrument ID: A8_N

Lims ID: IC L6

Client ID:

Operator ID: A8-PC\A8

ALS Bottle#: 6

Worklist Smp#: 8

Injection Vol: 2.0 ul

Dil. Factor: 1.0000

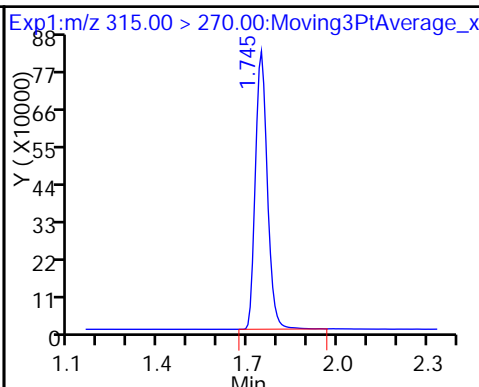
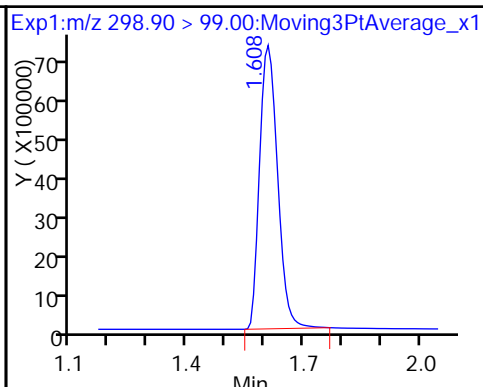
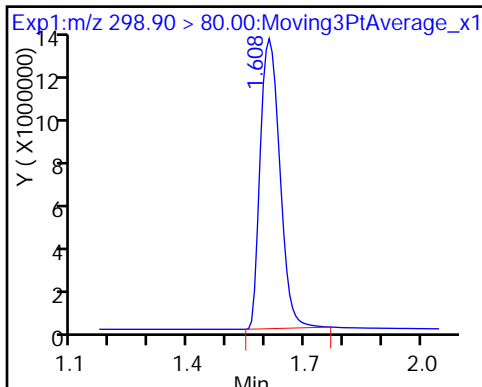
Method: 537_A8_N

Limit Group: LC 537 ICAL

1 Perfluorobutanesulfonic acid

1 Perfluorobutanesulfonic acid

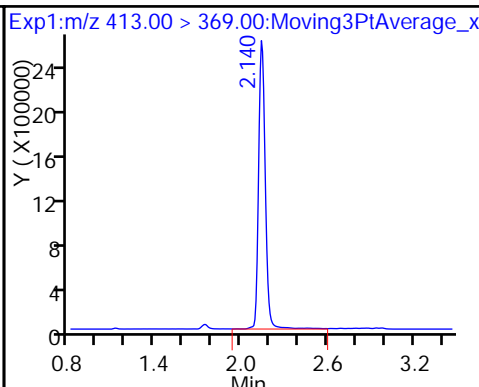
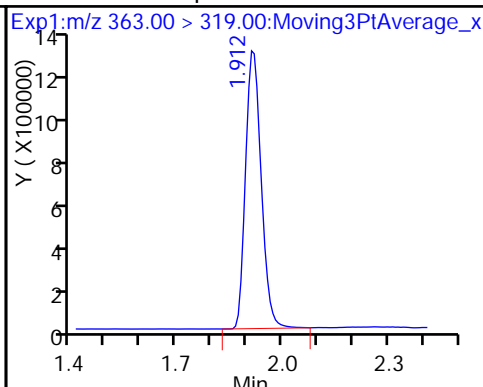
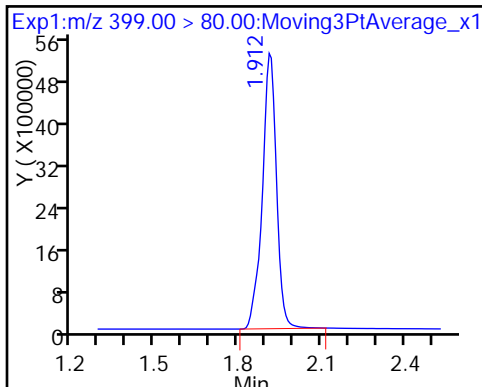
\$ 2 13C2 PFHxA



3 Perfluorohexanesulfonic acid

4 Perfluoroheptanoic acid

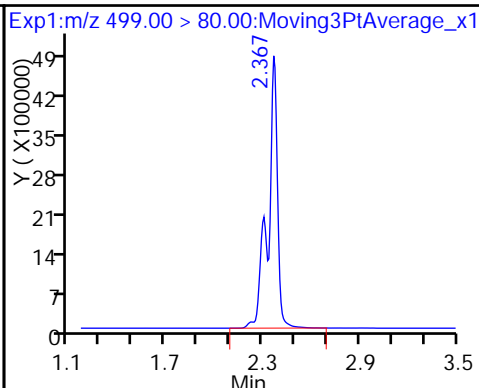
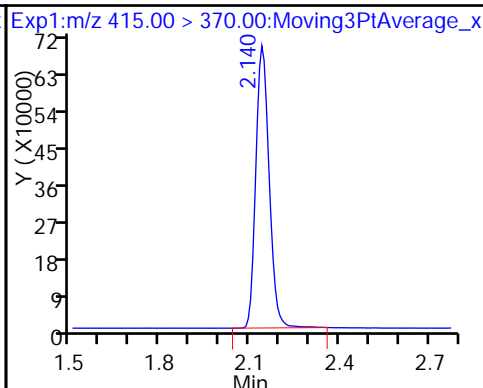
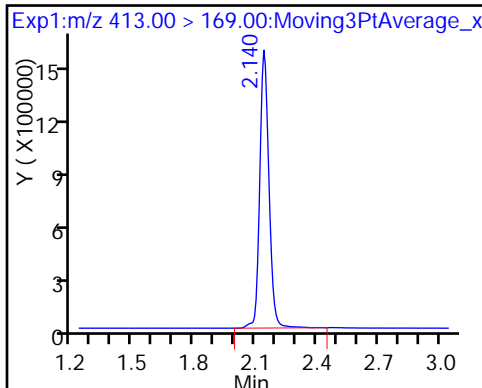
5 Perfluorooctanoic acid



5 Perfluorooctanoic acid

* 6 13C2-PFOA

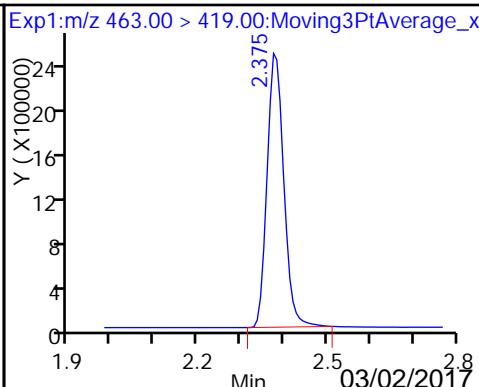
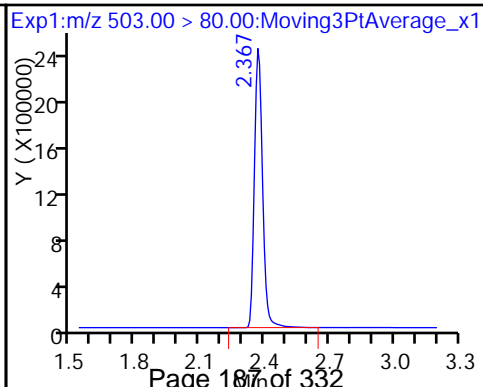
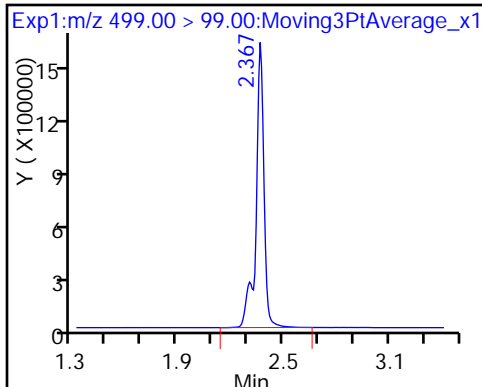
8 Perfluorooctane sulfonic acid



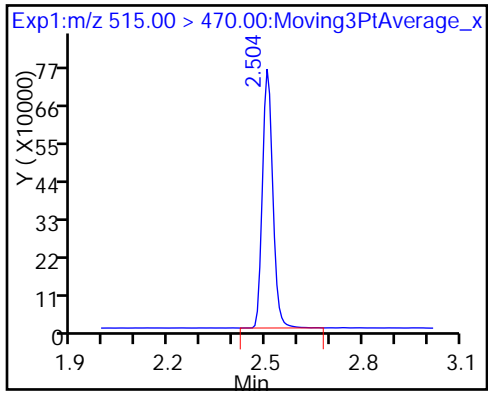
8 Perfluorooctane sulfonic acid

* 7 13C4 PFOS

9 Perfluorononanoic acid



\$ 10 13C2 PFDA



FORM VI
LCMS BY INTERNAL STANDARD - INITIAL CALIBRATION DATA
CURVE EVALUATION

Lab Name: TestAmerica Sacramento Job No.: 320-26004-1 Analy Batch No.: 152685

SDG No.: _____

Instrument ID: A8_N GC Column: GeminiC18 3 ID: 3(mm) Heated Purge: (Y/N) N

Calibration Start Date: 03/01/2017 12:47 Calibration End Date: 03/01/2017 13:09 Calibration ID: 28657

Calibration Files:

LEVEL:	LAB SAMPLE ID:	LAB FILE ID:
Level 1	IC 320-152685/3	2017.03.01_537CURVE_003.d
Level 2	IC 320-152685/4	2017.03.01_537CURVE_004.d
Level 3	IC 320-152685/5	2017.03.01_537CURVE_005.d
Level 4	IC 320-152685/6	2017.03.01_537CURVE_006.d
Level 5	IC 320-152685/7	2017.03.01_537CURVE_007.d
Level 6	IC 320-152685/8	2017.03.01_537CURVE_008.d

ANALYTE	RRF					CURVE TYPE	COEFFICIENT			#	MIN RRF	%RSD	#	MAX %RSD	R ² OR COD	#	MIN R ² OR COD
	LVL 1 LVL 6	LVL 2	LVL 3	LVL 4	LVL 5		B	M1	M2								
Perfluorobutanesulfonic acid (PFBS)	1.8150 ++++	2.0711	1.7963	1.4644	1.2469	Ave		1.6787			19.3		30.0				
Perfluorohexanesulfonic acid	1.5115 1.5703	1.7408	1.6556	1.6436	1.5187	Ave		1.6067			5.6		30.0				
Perfluoroheptanoic acid	0.9813 0.9601	1.0167	0.9643	0.9839	0.8831	Ave		0.9649			4.6		30.0				
Perfluorooctanoic acid (PFOA)	0.9184 1.0277	0.9997	0.9379	0.9733	0.9076	Ave		0.9608			4.9		30.0				
Perfluorooctanesulfonic acid (PFOS)	1.0311 1.1173	1.1404	1.1066	1.0945	1.0823	Ave		1.0953			3.4		30.0				
Perfluorononanoic acid	0.7547 0.7421	0.7971	0.7596	0.7231	0.6859	Ave		0.7437			5.0		30.0				
13C2 PFHxA	0.9767 1.1040	1.0601	1.0503	1.1218	1.0690	Ave		1.0636			4.8		30.0				
13C2 PFDA	0.6546 0.7039	0.6617	0.6840	0.6701	0.6879	Ave		0.6770			2.7		30.0				

Note: The m1 coefficient is the same as Ave RRF for an Ave curve type.

FORM VI
 LCMS BY INTERNAL STANDARD - INITIAL CALIBRATION DATA
 RESPONSE AND CONCENTRATION

Lab Name: TestAmerica Sacramento Job No.: 320-26004-1 Analy Batch No.: 152685

SDG No.: _____

Instrument ID: A8_N GC Column: GeminiC18 3 ID: 3(mm) Heated Purge: (Y/N) N

Calibration Start Date: 03/01/2017 12:47 Calibration End Date: 03/01/2017 13:09 Calibration ID: 28657

Calibration Files:

LEVEL:	LAB SAMPLE ID:	LAB FILE ID:
Level 1	IC 320-152685/3	2017.03.01_537CURVE_003.d
Level 2	IC 320-152685/4	2017.03.01_537CURVE_004.d
Level 3	IC 320-152685/5	2017.03.01_537CURVE_005.d
Level 4	IC 320-152685/6	2017.03.01_537CURVE_006.d
Level 5	IC 320-152685/7	2017.03.01_537CURVE_007.d
Level 6	IC 320-152685/8	2017.03.01_537CURVE_008.d

ANALYTE	IS REF	CURVE TYPE	RESPONSE					CONCENTRATION (NG/ML)				
			LVL 1 LVL 6	LVL 2	LVL 3	LVL 4	LVL 5	LVL 1 LVL 6	LVL 2	LVL 3	LVL 4	LVL 5
Perfluorobutanesulfonic acid (PFBS)	PFOS	Ave	3580505 +++++	11774738	19317093	37194083	43094748	8.98 +++++	22.9	45.1	90.9	135
Perfluorohexanesulfonic acid	PFOS	Ave	1005127 20803890	3336164	6002006	14073046	17694096	3.03 60.1	7.72	15.2	30.6	45.4
Perfluoroheptanoic acid	13PF OA	Ave	221357 4287034	678626	1198441	2890123	3463661	0.990 19.7	2.52	4.97	10.0	14.9
Perfluorooctanoic acid (PFOA)	13PF OA	Ave	408440 9047508	1315567	2298204	5636860	7018498	1.95 38.8	4.98	9.81	19.8	29.3
Perfluorooctanesulfonic acid (PFOS)	PFOS	Ave	907916 19599899	2893911	5311866	12408555	16698175	4.01 79.6	10.2	20.1	40.6	60.1
Perfluorononanoic acid	13PF OA	Ave	356659 6942602	1114643	1977902	4450412	5636176	2.07 41.2	5.29	10.4	21.0	31.1
13C2 PFHxA	13PF OA	Ave	2225554 2505316	2802749	2623782	3287335	2823659	10.0 10.0	10.0	10.0	10.0	10.0
13C2 PFDA	13PF OA	Ave	1491623 1597232	1749385	1708725	1963700	1817043	10.0 10.0	10.0	10.0	10.0	10.0

Curve Type Legend:

Ave = Average ISTD

FORM VI
 LCMS BY INTERNAL STANDARD - INITIAL CALIBRATION DATA
 READBACK PERCENT ERROR

Lab Name: TestAmerica Sacramento Job No.: 320-26004-1 Analy Batch No.: 152685

SDG No.: _____

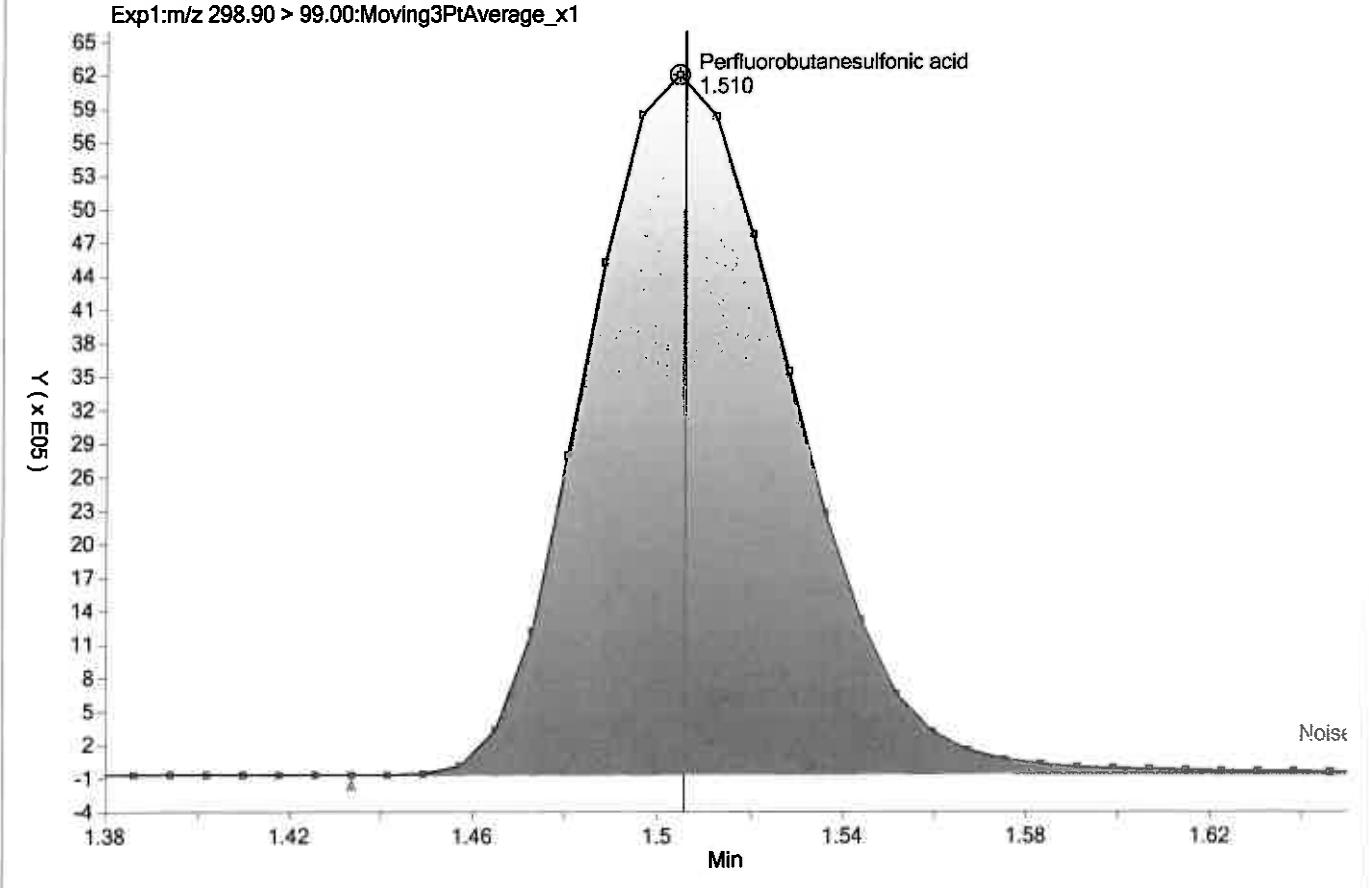
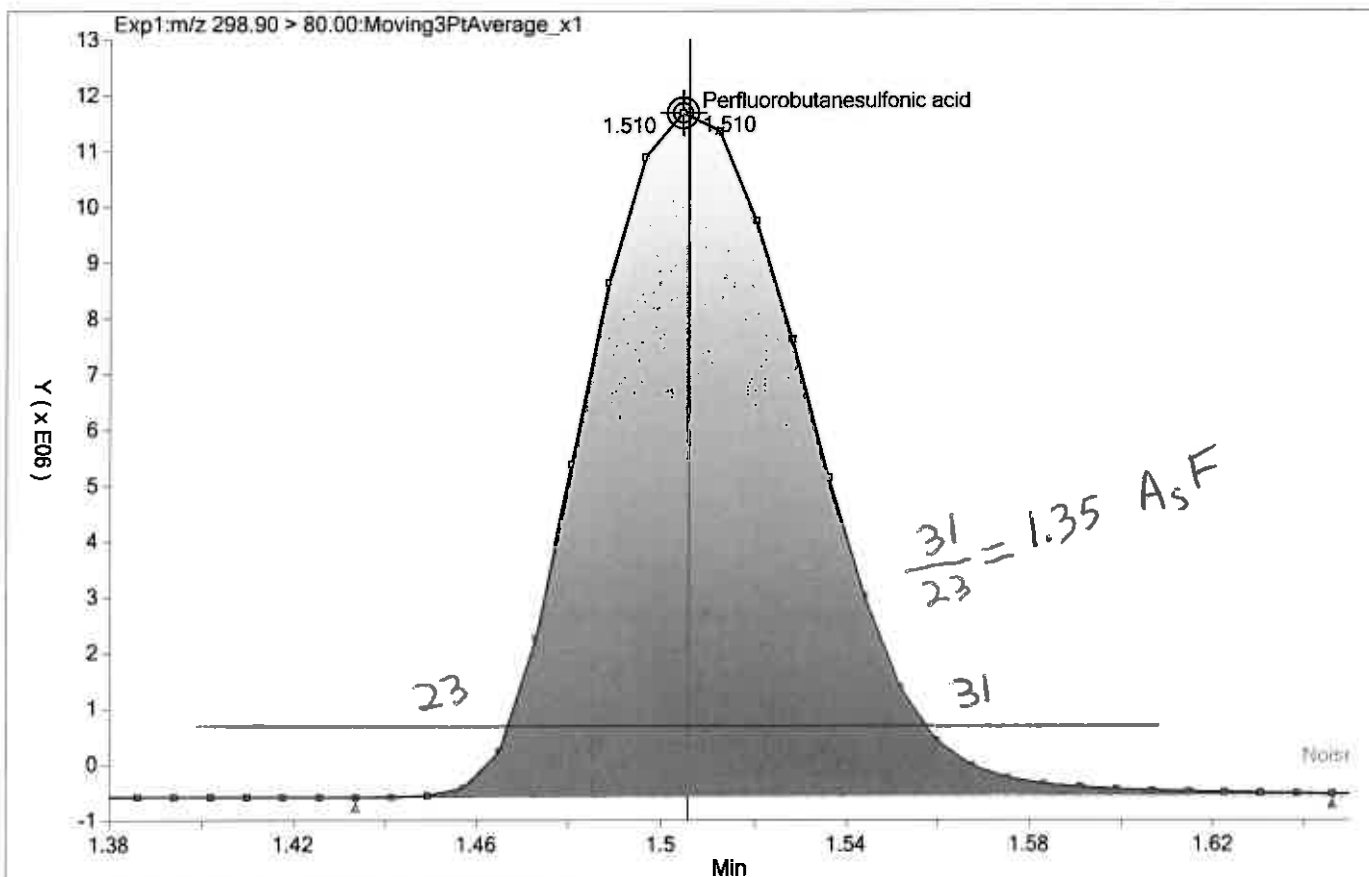
Instrument ID: A8_N GC Column: GeminiC18 3 ID: 3(mm) Heated Purge: (Y/N) N

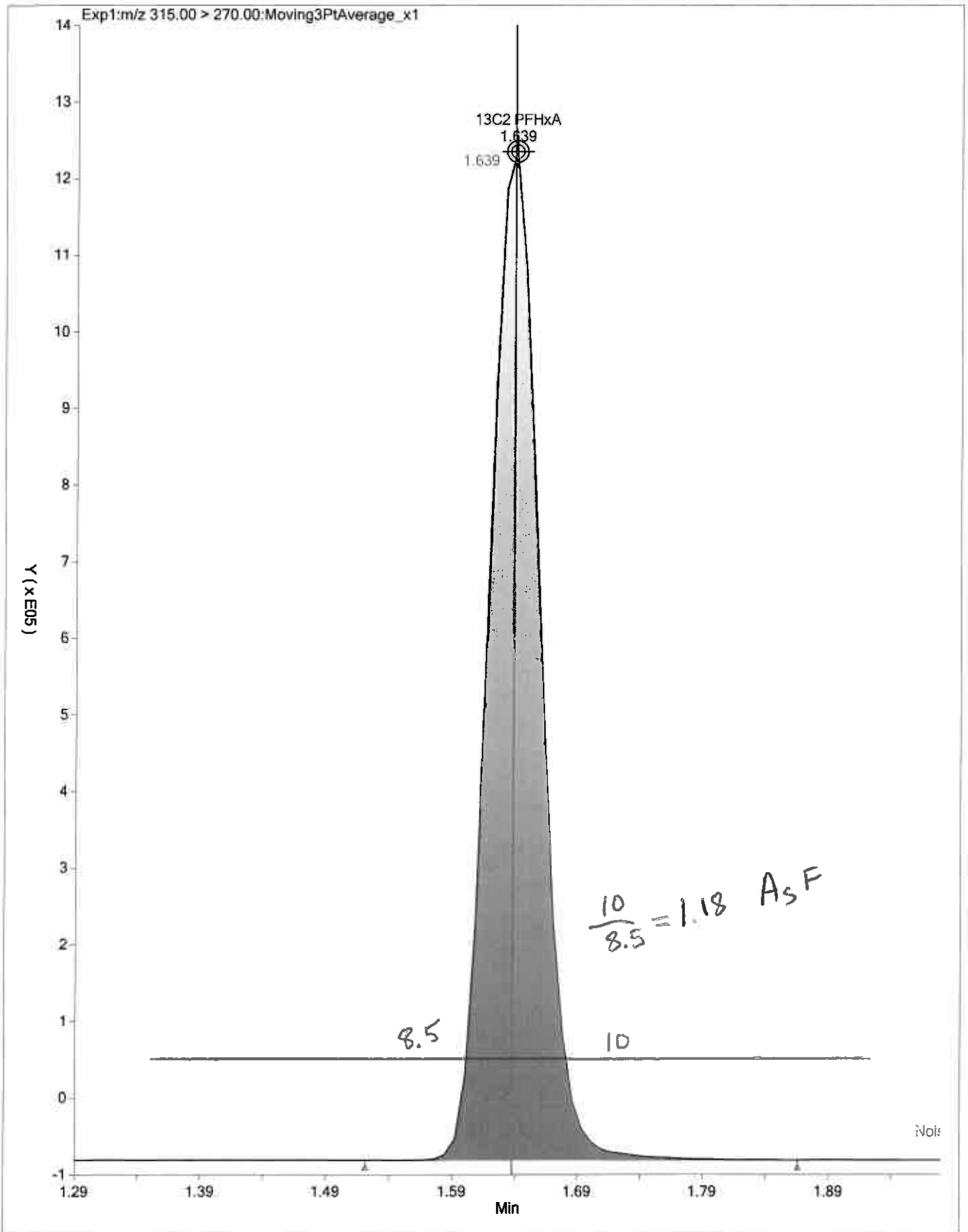
Calibration Start Date: 03/01/2017 12:47 Calibration End Date: 03/01/2017 13:09 Calibration ID: 28657

Calibration Files:

LEVEL:	LAB SAMPLE ID:	LAB FILE ID:
Level 1	IC 320-152685/3	2017.03.01_537CURVE_003.d
Level 2	IC 320-152685/4	2017.03.01_537CURVE_004.d
Level 3	IC 320-152685/5	2017.03.01_537CURVE_005.d
Level 4	IC 320-152685/6	2017.03.01_537CURVE_006.d
Level 5	IC 320-152685/7	2017.03.01_537CURVE_007.d
Level 6	IC 320-152685/8	2017.03.01_537CURVE_008.d

ANALYTE	PERCENT ERROR						PERCENT ERROR LIMIT					
	LVL 1 #	LVL 2 #	LVL 3 #	LVL 4 #	LVL 5 #	LVL 6 #	LVL 1	LVL 2	LVL 3	LVL 4	LVL 5	LVL 6
Perfluorobutanesulfonic acid (PFBS)	8.1	23.4	7.0	-12.8	-25.7	+++++	50	50	50	50	50	
Perfluorohexanesulfonic acid	-5.9	8.3	3.0	2.3	-5.5	-2.3	50	50	50	50	50	50
Perfluoroheptanoic acid	1.7	5.4	-0.1	2.0	-8.5	-0.5	50	50	50	50	50	50
Perfluorooctanoic acid (PFOA)	-4.4	4.1	-2.4	1.3	-5.5	7.0	50	50	50	50	50	50
Perfluorooctanesulfonic acid (PFOS)	-5.9	4.1	1.0	-0.1	-1.2	2.0	50	50	50	50	50	50
Perfluorononanoic acid	1.5	7.2	2.1	-2.8	-7.8	-0.2	50	50	50	50	50	50
13C2 PFHxA	-8.2	-0.3	-1.3	5.5	0.5	3.8	30	30	30	30	30	30
13C2 PFDA	-3.3	-2.3	1.0	-1.0	1.6	4.0	30	30	30	30	30	30





TestAmerica Sacramento
Target Compound Quantitation Report

Data File: \\ChromNa\Sacramento\ChromData\A8_N\20170301-40359.b\2017.03.01_537CURVE_003.d
 Lims ID: IC L1
 Client ID:
 Sample Type: IC Calib Level: 1
 Inject. Date: 01-Mar-2017 12:47:29 ALS Bottle#: 1 Worklist Smp#: 3
 Injection Vol: 2.0 ul Dil. Factor: 1.0000
 Sample Info: L1_537
 Misc. Info.: Plate: 1 Rack: 1
 Operator ID: A8-PC\A8 Instrument ID: A8_N
 Sublist: chrom-537_A8_N*sub1

Method: \\ChromNa\Sacramento\ChromData\A8_N\20170301-40359.b\537_A8_N.m
 Limit Group: LC 537 ICAL
 Last Update: 01-Mar-2017 14:25:24 Calib Date: 01-Mar-2017 13:09:27
 Integrator: Picker
 Quant Method: Internal Standard Quant By: Initial Calibration
 Last ICal File: \\ChromNA\Sacramento\ChromData\A8_N\20170301-40359.b\2017.03.01_537CURVE_008.d

Column 1 : Det: EXP1
 Process Host: XAWRK024

First Level Reviewer: barnettj Date: 01-Mar-2017 14:09:21

Signal	RT	EXP RT	DLT RT	REL RT	Response	Amount ng/ml	Ratio(Limits)	S/N	Flags
1 Perfluorobutanesulfonic acid									
298.90 > 80.00	1.510	1.511	-0.001	1.000	3580505	9.70		436	
298.90 > 99.00	1.510	1.511	-0.001	1.000	1511271		2.37(0.00-0.00)	446	
\$ 2 13C2 PFHxA									
315.00 > 270.00	1.639	1.638	0.001	1.000	2225554	9.18		5875	
3 Perfluorohexanesulfonic acid									
399.00 > 80.00	1.791	1.789	0.002	1.000	1005127	2.85		268	
4 Perfluoroheptanoic acid									
363.00 > 319.00	1.791	1.791	0.0	1.000	221357	1.01		22.6	
* 6 13C2-PFOA									
415.00 > 370.00	1.995	1.992	0.003		2278571	10.0		4847	
5 Perfluorooctanoic acid									
413.00 > 369.00	2.003	1.994	0.009	1.000	408440	1.87		31.1	
413.00 > 169.00	1.995	1.994	0.001	0.996	247702		1.65(0.00-0.00)	293	
8 Perfluorooctane sulfonic acid									
499.00 > 80.00	2.246	2.162	0.084	1.000	907916	3.77		459	M
499.00 > 99.00	2.246	2.162	0.084	1.000	220738		4.11(0.00-0.00)	336	M
* 7 13C4 PFOS									
503.00 > 80.00	2.246	2.241	0.005		6303199	28.7		7666	
9 Perfluorononanoic acid									
463.00 > 419.00	2.253	2.250	0.003	1.000	356659	2.10		87.4	
\$ 10 13C2 PFDA									
515.00 > 470.00	2.397	2.392	0.005	1.000	1491623	9.67		1847	

QC Flag Legend

Review Flags

M - Manually Integrated

Reagents:

LC537-L1_00017

Amount Added: 1.00

Units: mL

TestAmerica Sacramento

Data File: \\ChromNa\Sacramento\ChromData\A8_N\20170301-40359.b\2017.03.01_537CURVE_003.d

Injection Date: 01-Mar-2017 12:47:29

Instrument ID: A8_N

Lims ID: IC L1

Client ID:

Operator ID: A8-PC\A8

ALS Bottle#: 1

Worklist Smp#: 3

Injection Vol: 2.0 ul

Dil. Factor: 1.0000

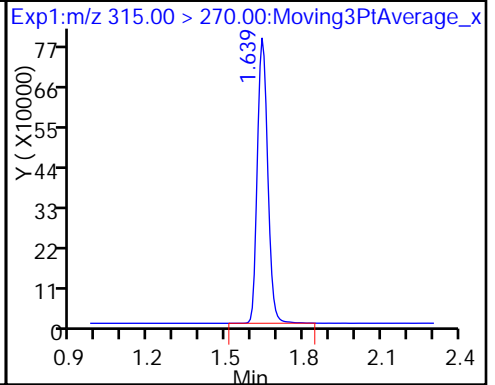
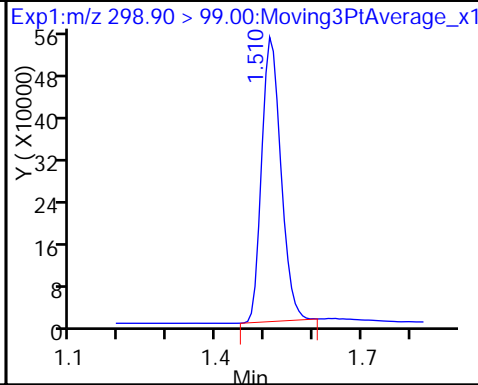
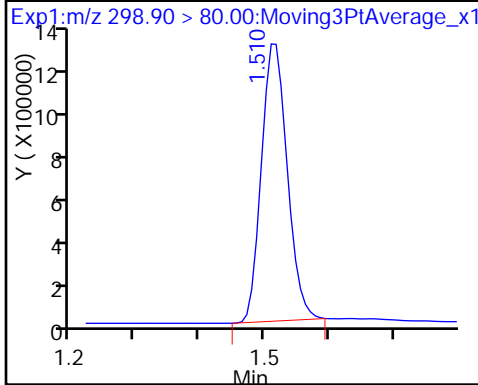
Method: 537_A8_N

Limit Group: LC 537 ICAL

1 Perfluorobutanesulfonic acid

1 Perfluorobutanesulfonic acid

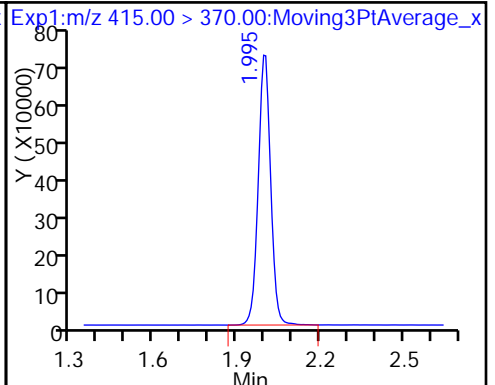
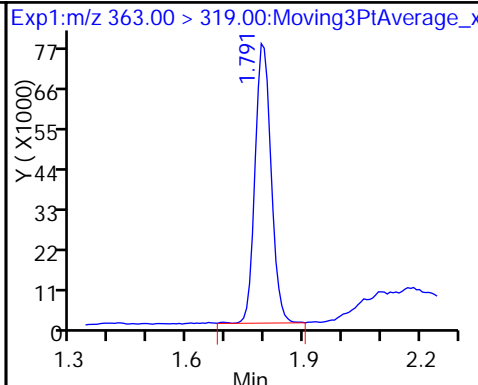
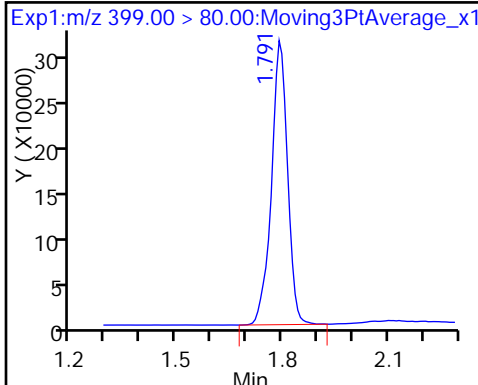
\$ 2 13C2 PFHxA



3 Perfluorohexanesulfonic acid

4 Perfluoroheptanoic acid

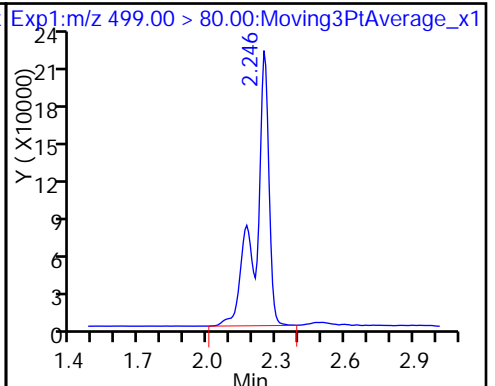
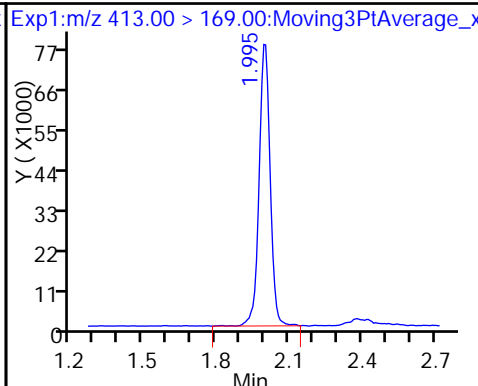
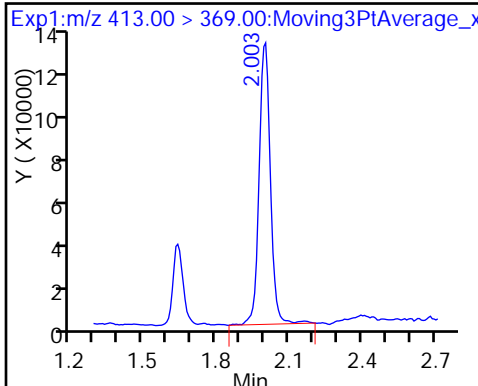
* 6 13C2-PFOA



5 Perfluorooctanoic acid

5 Perfluorooctanoic acid

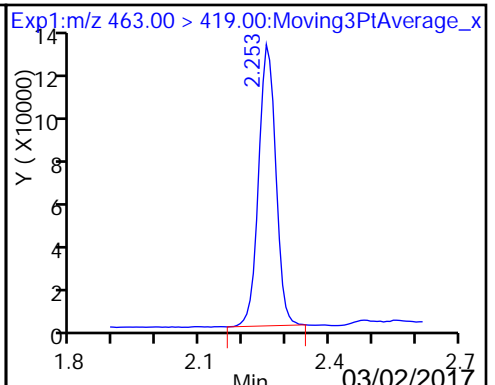
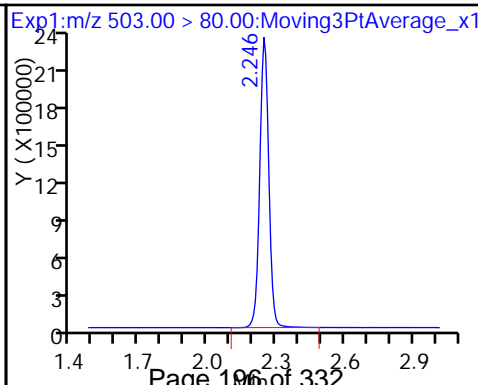
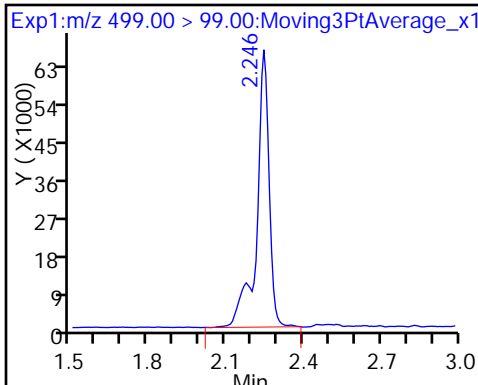
8 Perfluorooctane sulfonic acid (M)



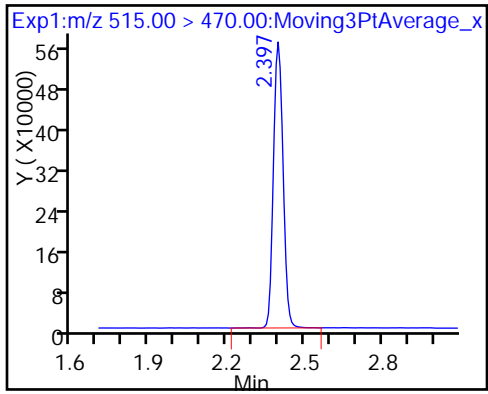
8 Perfluorooctane sulfonic acid

* 7 13C4 PFOS

9 Perfluorononanoic acid



\$ 10 13C2 PFDA



TestAmerica Sacramento

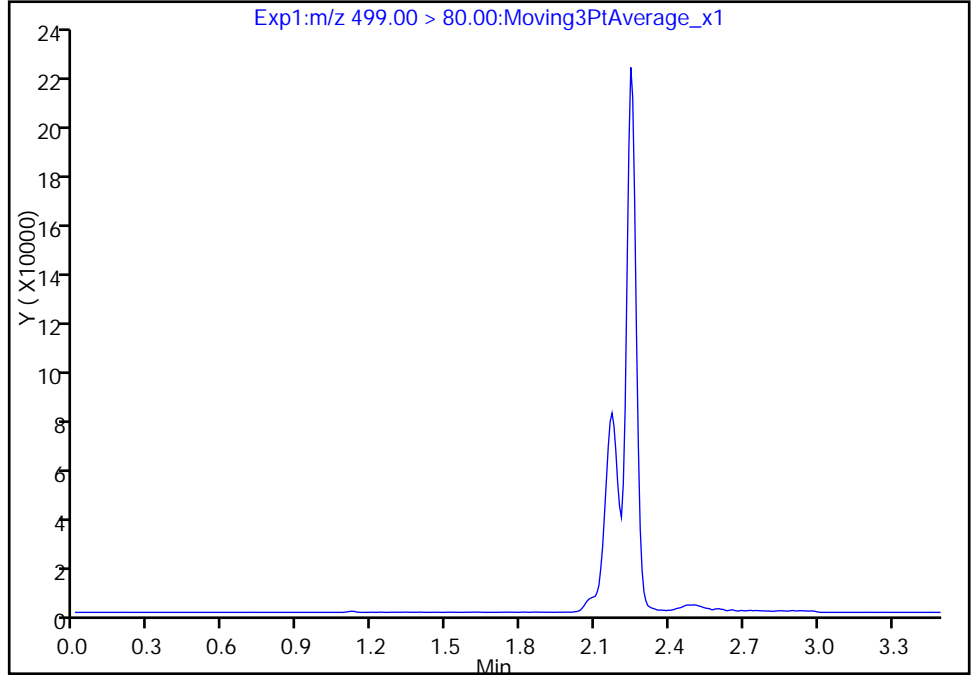
Data File: \\ChromNa\Sacramento\ChromData\A8_N\20170301-40359.b\2017.03.01_537CURVE_003.d
Injection Date: 01-Mar-2017 12:47:29 Instrument ID: A8_N
Lims ID: IC L1
Client ID:
Operator ID: A8-PC\A8 ALS Bottle#: 1 Worklist Smp#: 3
Injection Vol: 2.0 ul Dil. Factor: 1.0000
Method: 537_A8_N Limit Group: LC 537 ICAL
Column: Detector EXP1

8 Perfluorooctane sulfonic acid, CAS: 1763-23-1

Signal: 1

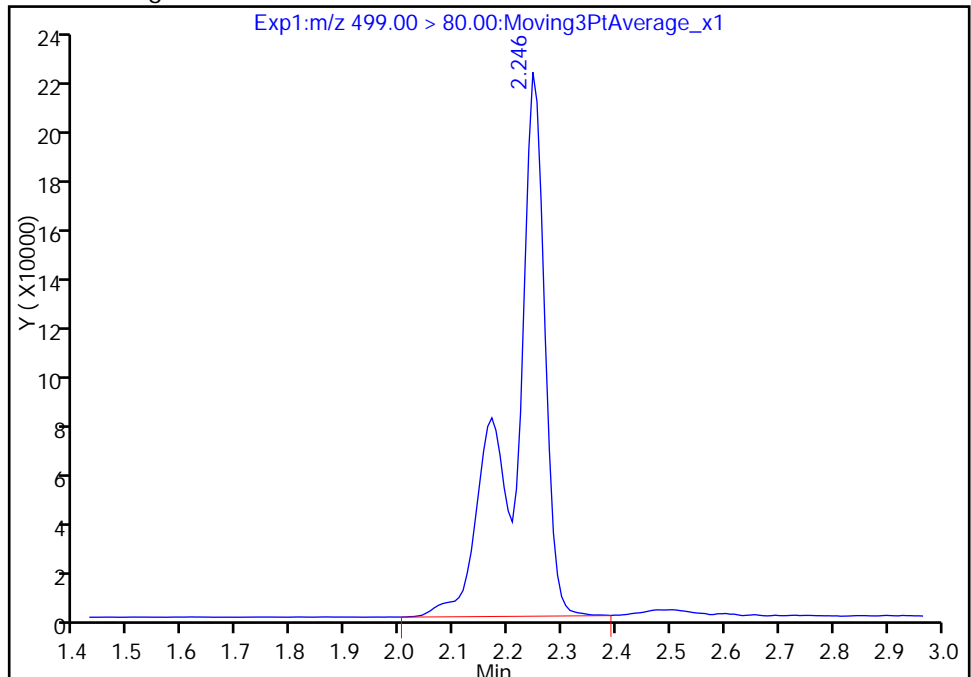
Not Detected
Expected RT: 2.16

Processing Integration Results



Manual Integration Results

RT: 2.25
Area: 907916
Amount: 3.771489
Amount Units: ng/ml



Reviewer: barnettj, 01-Mar-2017 14:25:24
Audit Action: Assigned Compound ID

Audit Reason: Missed Peak

TestAmerica Sacramento

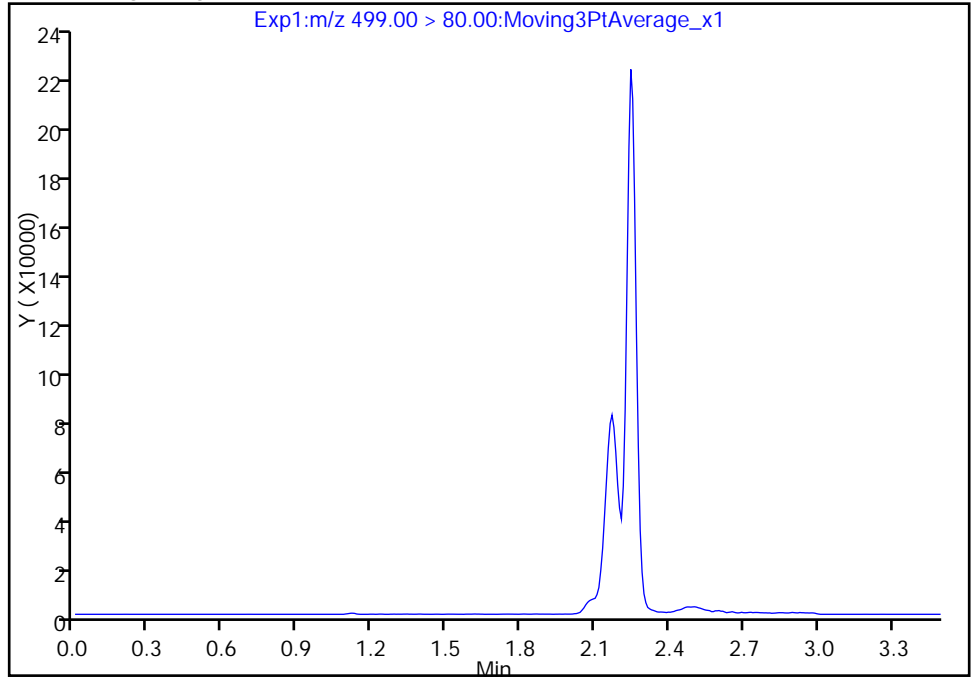
Data File: \\ChromNa\Sacramento\ChromData\A8_N\20170301-40359.b\2017.03.01_537CURVE_003.d
Injection Date: 01-Mar-2017 12:47:29 Instrument ID: A8_N
Lims ID: IC L1
Client ID:
Operator ID: A8-PC\A8 ALS Bottle#: 1 Worklist Smp#: 3
Injection Vol: 2.0 ul Dil. Factor: 1.0000
Method: 537_A8_N Limit Group: LC 537 ICAL
Column: Detector EXP1

8 Perfluorooctane sulfonic acid, CAS: 1763-23-1

Signal: 1

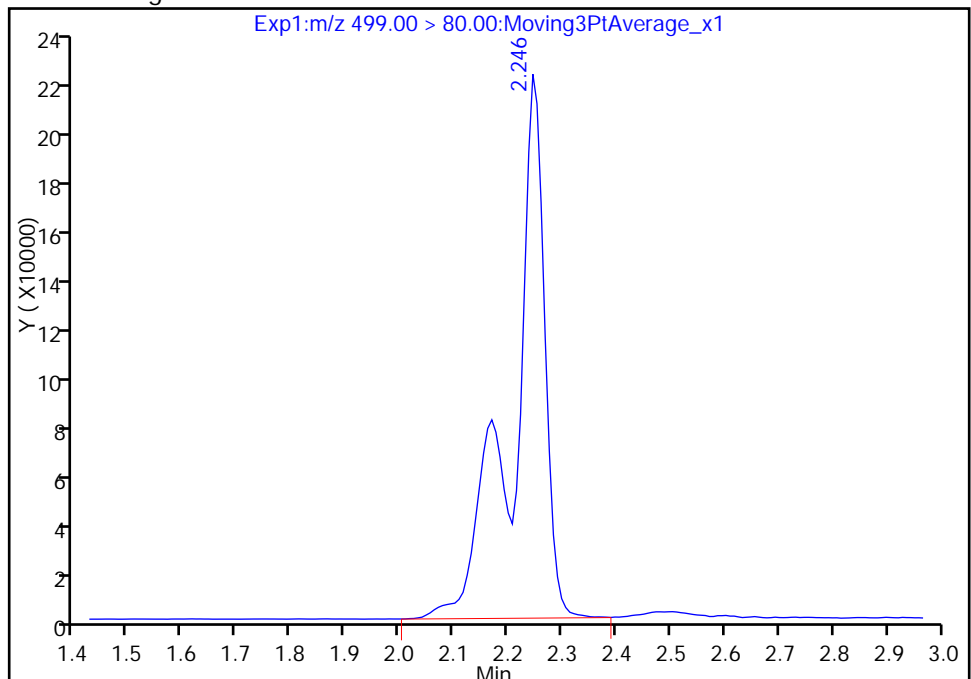
Not Detected
Expected RT: 2.16

Processing Integration Results



Manual Integration Results

RT: 2.25
Area: 907916
Amount: 3.771489
Amount Units: ng/ml



Reviewer: barnettj, 01-Mar-2017 14:25:24

Audit Action: Manually Integrated

Audit Reason: Missed Peak

TestAmerica Sacramento
Target Compound Quantitation Report

Data File: \\ChromNa\Sacramento\ChromData\A8_N\20170301-40359.b\2017.03.01_537CURVE_004.d
 Lims ID: IC L2
 Client ID:
 Sample Type: IC Calib Level: 2
 Inject. Date: 01-Mar-2017 12:51:52 ALS Bottle#: 2 Worklist Smp#: 4
 Injection Vol: 2.0 ul Dil. Factor: 1.0000
 Sample Info: L2_537
 Misc. Info.: Plate: 1 Rack: 1
 Operator ID: A8-PC\A8 Instrument ID: A8_N
 Sublist: chrom-537_A8_N*sub1
 Method: \\ChromNa\Sacramento\ChromData\A8_N\20170301-40359.b\537_A8_N.m
 Limit Group: LC 537 ICAL
 Last Update: 01-Mar-2017 14:25:25 Calib Date: 01-Mar-2017 13:09:27
 Integrator: Picker
 Quant Method: Internal Standard Quant By: Initial Calibration
 Last ICal File: \\ChromNA\Sacramento\ChromData\A8_N\20170301-40359.b\2017.03.01_537CURVE_008.d

Column 1 : Det: EXP1
 Process Host: XAWRK024

First Level Reviewer: barnettj Date: 01-Mar-2017 14:09:53

Signal	RT	EXP RT	DLT RT	REL RT	Response	Amount ng/ml	Ratio(Limits)	S/N	Flags
1 Perfluorobutanesulfonic acid									
298.90 > 80.00	1.517	1.511	0.006	1.000	11774738	28.2		1227	
298.90 > 99.00	1.517	1.511	0.006	1.000	5074215		2.32(0.00-0.00)	1356	
\$ 2 13C2 PFHxA									
315.00 > 270.00	1.639	1.638	0.001	1.000	2802749	9.97		6986	
3 Perfluorohexanesulfonic acid									
399.00 > 80.00	1.798	1.789	0.009	1.000	3336164	8.36		809	
4 Perfluoroheptanoic acid									
363.00 > 319.00	1.798	1.791	0.007	1.000	678626	2.66		70.1	
* 6 13C2-PFOA									
415.00 > 370.00	1.995	1.992	0.003		2643958	10.0		5405	
5 Perfluorooctanoic acid									
413.00 > 369.00	1.995	1.994	0.001	1.000	1315567	5.18		99.4	
413.00 > 169.00	1.995	1.994	0.001	1.000	778318		1.69(0.00-0.00)	864	
8 Perfluorooctane sulfonic acid									
499.00 > 80.00	2.246	2.162	0.084	1.000	2893911	10.6		1112	M
499.00 > 99.00	2.246	2.162	0.084	1.000	706475		4.10(0.00-0.00)	927	M
* 7 13C4 PFOS									
503.00 > 80.00	2.246	2.241	0.005		7123582	28.7		7264	
9 Perfluorononanoic acid									
463.00 > 419.00	2.253	2.250	0.003	1.000	1114643	5.67		233	
\$ 10 13C2 PFDA									
515.00 > 470.00	2.397	2.392	0.005	1.000	1749385	9.77		2146	

QC Flag Legend

Review Flags

M - Manually Integrated

Reagents:

LC537-L2_00016

Amount Added: 1.00

Units: mL

TestAmerica Sacramento

Data File: \\ChromNa\Sacramento\ChromData\A8_N\20170301-40359.b\2017.03.01_537CURVE_004.d

Injection Date: 01-Mar-2017 12:51:52

Instrument ID: A8_N

Lims ID: IC L2

Client ID:

Operator ID: A8-PC\A8

ALS Bottle#: 2

Worklist Smp#: 4

Injection Vol: 2.0 ul

Dil. Factor: 1.0000

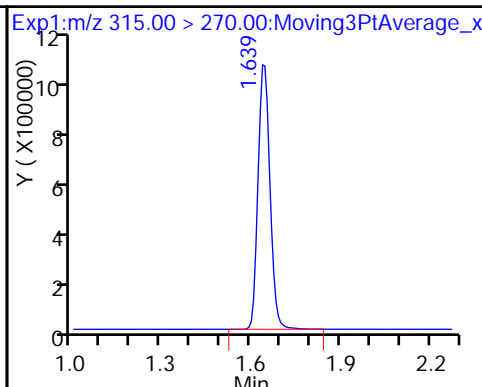
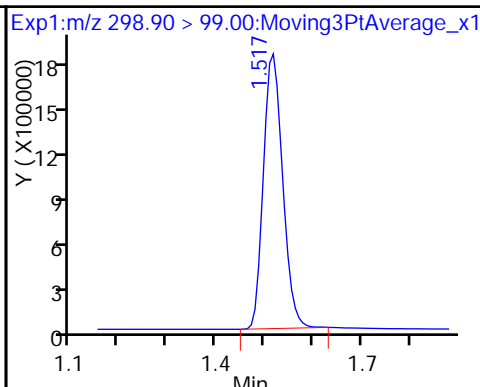
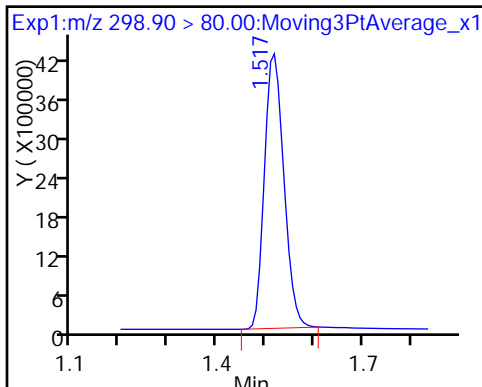
Method: 537_A8_N

Limit Group: LC 537 ICAL

1 Perfluorobutanesulfonic acid

1 Perfluorobutanesulfonic acid

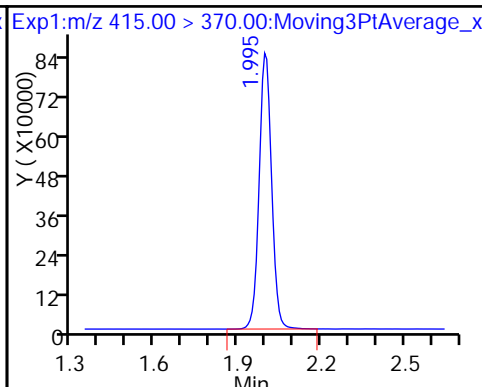
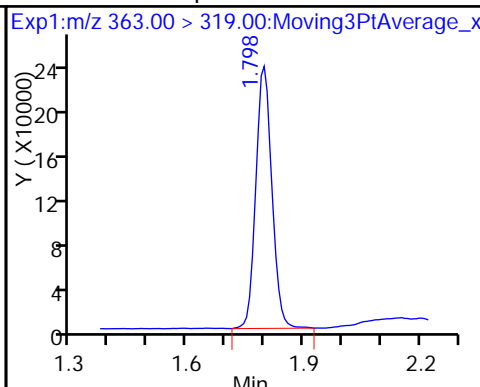
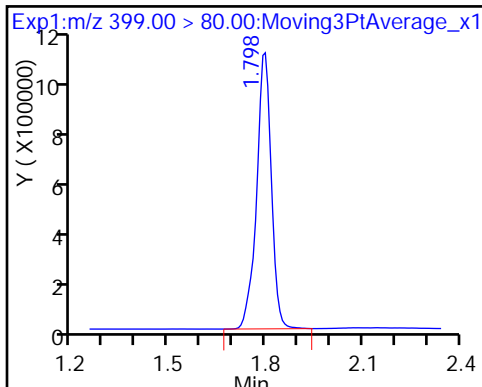
\$ 2 13C2 PFHxA



3 Perfluorohexanesulfonic acid

4 Perfluoroheptanoic acid

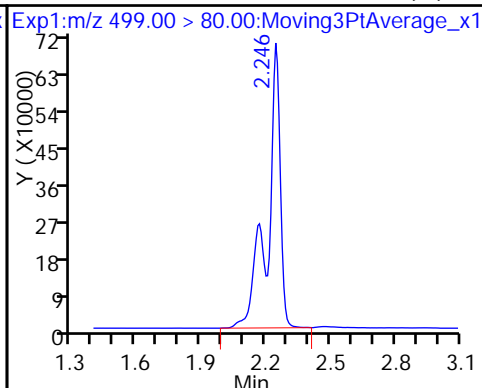
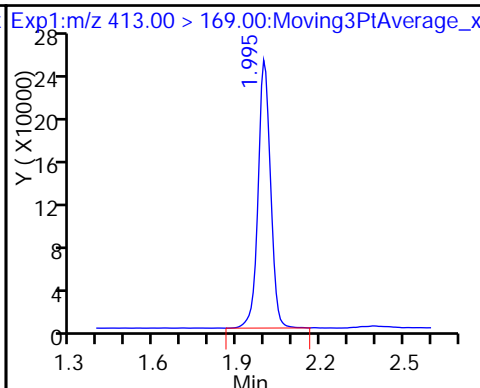
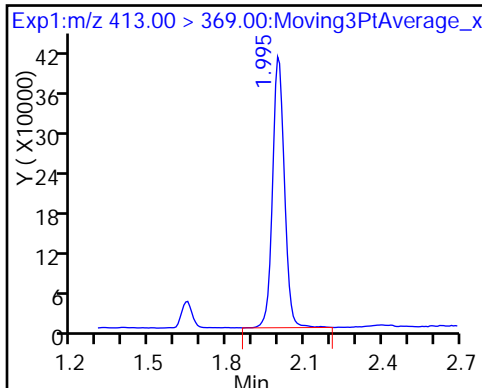
* 6 13C2-PFOA



5 Perfluorooctanoic acid

5 Perfluorooctanoic acid

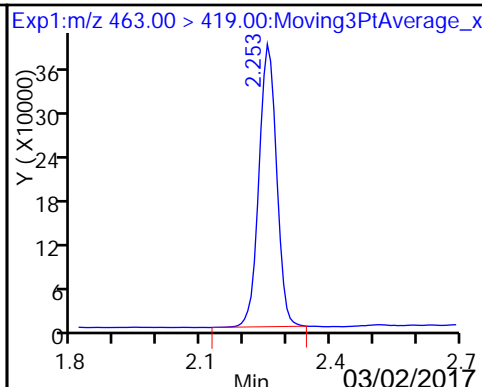
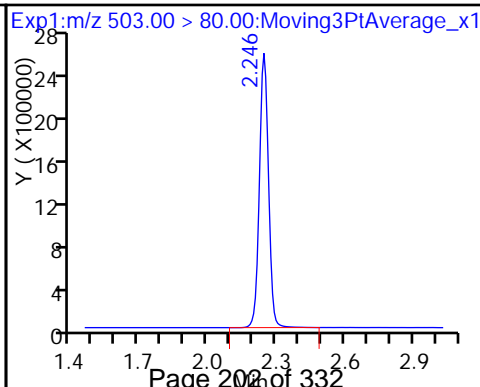
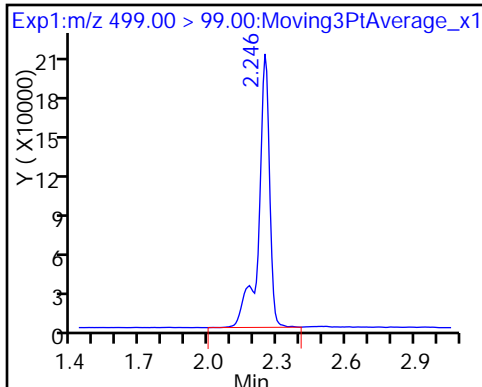
8 Perfluorooctane sulfonic acid (M)



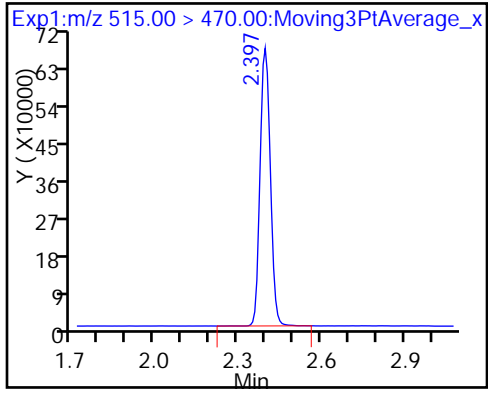
8 Perfluorooctane sulfonic acid

* 7 13C4 PFOS

9 Perfluorononanoic acid



\$ 10 13C2 PFDA



TestAmerica Sacramento

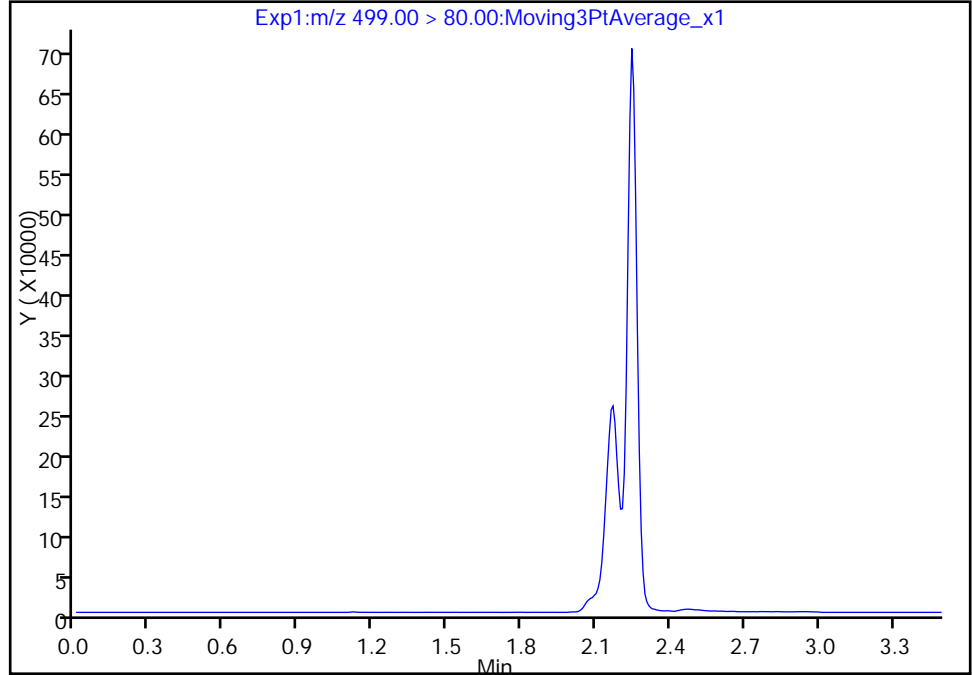
Data File: \\ChromNa\Sacramento\ChromData\A8_N\20170301-40359.b\2017.03.01_537CURVE_004.d
Injection Date: 01-Mar-2017 12:51:52 Instrument ID: A8_N
Lims ID: IC L2
Client ID:
Operator ID: A8-PC\A8 ALS Bottle#: 2 Worklist Smp#: 4
Injection Vol: 2.0 ul Dil. Factor: 1.0000
Method: 537_A8_N Limit Group: LC 537 ICAL
Column: Detector EXP1

8 Perfluorooctane sulfonic acid, CAS: 1763-23-1

Signal: 1

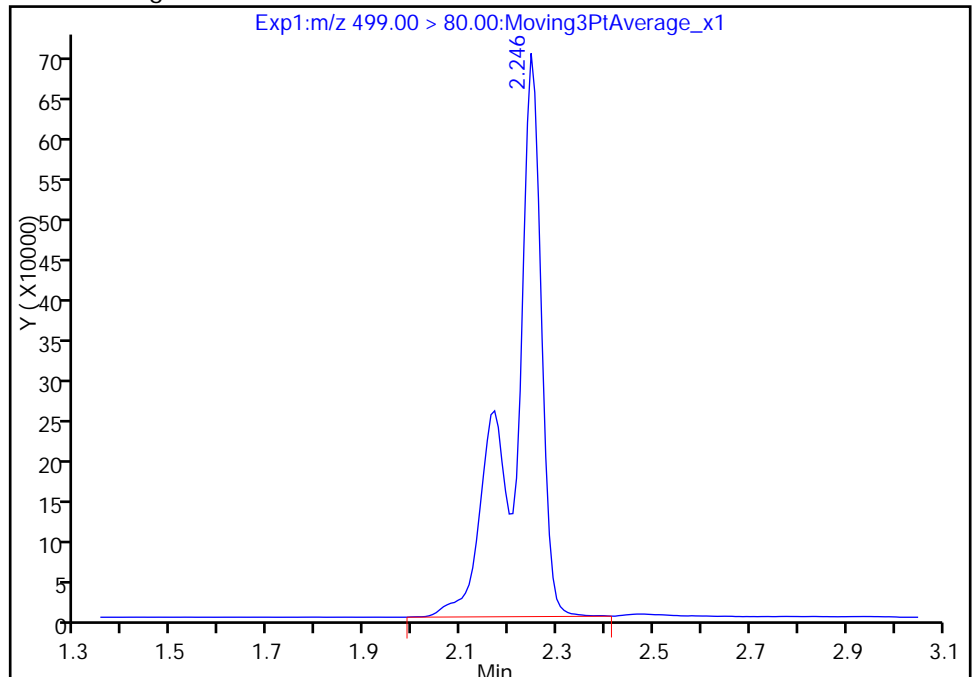
Not Detected
Expected RT: 2.16

Processing Integration Results



RT: 2.25
Area: 2893911
Amount: 10.636896
Amount Units: ng/ml

Manual Integration Results



Reviewer: barnettj, 01-Mar-2017 14:25:25
Audit Action: Assigned Compound ID

Audit Reason: Missed Peak

TestAmerica Sacramento

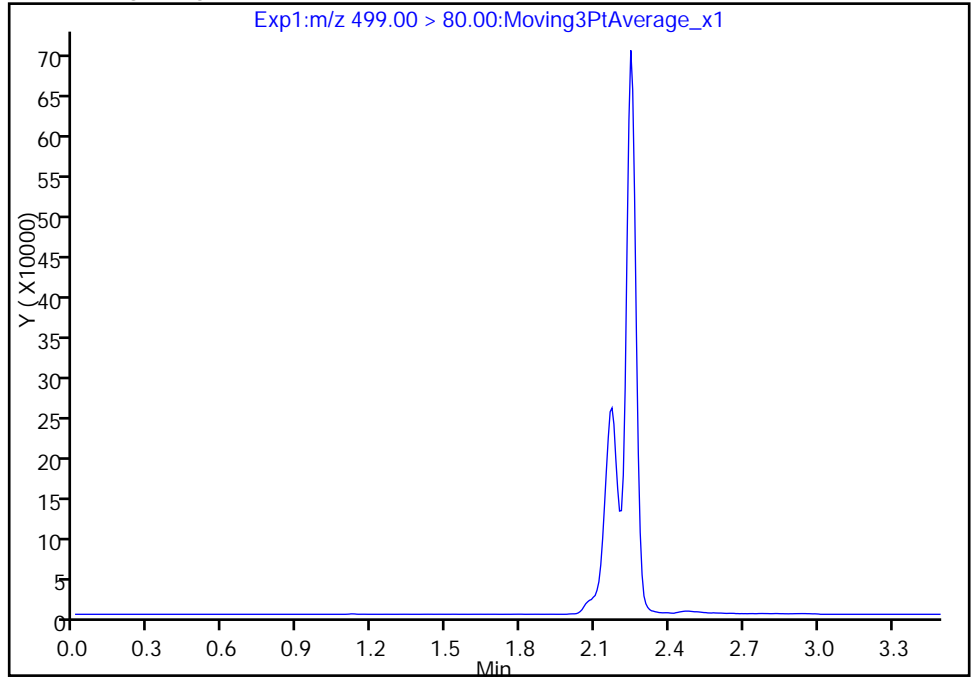
Data File: \\ChromNa\Sacramento\ChromData\A8_N\20170301-40359.b\2017.03.01_537CURVE_004.d
Injection Date: 01-Mar-2017 12:51:52 Instrument ID: A8_N
Lims ID: IC L2
Client ID:
Operator ID: A8-PC\A8 ALS Bottle#: 2 Worklist Smp#: 4
Injection Vol: 2.0 ul Dil. Factor: 1.0000
Method: 537_A8_N Limit Group: LC 537 ICAL
Column: Detector EXP1

8 Perfluorooctane sulfonic acid, CAS: 1763-23-1

Signal: 1

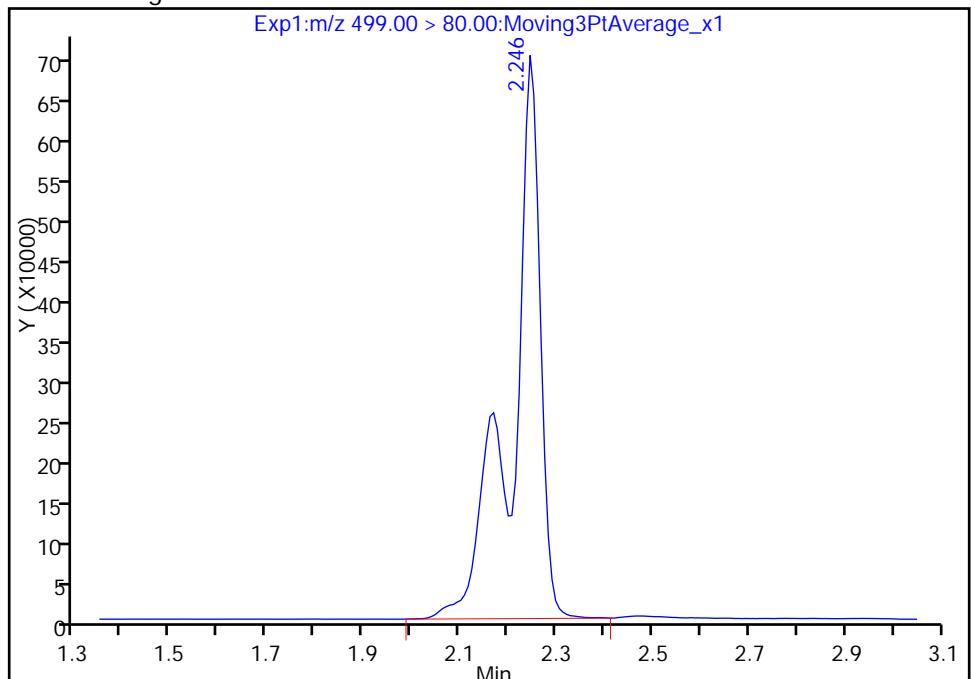
Not Detected
Expected RT: 2.16

Processing Integration Results



RT: 2.25
Area: 2893911
Amount: 10.636896
Amount Units: ng/ml

Manual Integration Results



Reviewer: barnettj, 01-Mar-2017 14:25:25

Audit Action: Manually Integrated

Audit Reason: Missed Peak

TestAmerica Sacramento
Target Compound Quantitation Report

Data File: \\ChromNa\Sacramento\ChromData\A8_N\20170301-40359.b\2017.03.01_537CURVE_005.d
 Lims ID: IC L3
 Client ID:
 Sample Type: IC Calib Level: 3
 Inject. Date: 01-Mar-2017 12:56:16 ALS Bottle#: 3 Worklist Smp#: 5
 Injection Vol: 2.0 ul Dil. Factor: 1.0000
 Sample Info: L3_537
 Misc. Info.: Plate: 1 Rack: 1
 Operator ID: A8-PC\A8 Instrument ID: A8_N
 Sublist: chrom-537_A8_N*sub1

Method: \\ChromNa\Sacramento\ChromData\A8_N\20170301-40359.b\537_A8_N.m
 Limit Group: LC 537 ICAL
 Last Update: 01-Mar-2017 14:25:26 Calib Date: 01-Mar-2017 13:09:27
 Integrator: Picker
 Quant Method: Internal Standard Quant By: Initial Calibration
 Last ICal File: \\ChromNA\Sacramento\ChromData\A8_N\20170301-40359.b\2017.03.01_537CURVE_008.d

Column 1 : Det: EXP1
 Process Host: XAWRK024

First Level Reviewer: barnettj Date: 01-Mar-2017 14:10:22

Signal	RT	EXP RT	DLT RT	REL RT	Response	Amount ng/ml	Ratio(Limits)	S/N	Flags
1 Perfluorobutanesulfonic acid									
298.90 > 80.00	1.510	1.511	-0.001	1.000	19317093	48.3		1241	
298.90 > 99.00	1.510	1.511	-0.001	1.000	8490983		2.28(0.00-0.00)	1369	
\$ 2 13C2 PFHxA									
315.00 > 270.00	1.639	1.638	0.001	1.000	2623782	9.87		5111	
3 Perfluorohexanesulfonic acid									
399.00 > 80.00	1.791	1.789	0.002	1.000	6002006	15.7		1225	
4 Perfluoroheptanoic acid									
363.00 > 319.00	1.791	1.791	0.0	1.000	1198441	4.97		115	
* 6 13C2-PFOA									
415.00 > 370.00	1.995	1.992	0.003		2498211	10.0		4765	
5 Perfluorooctanoic acid									
413.00 > 369.00	1.995	1.994	0.001	1.000	2298204	9.58		177	
413.00 > 169.00	1.995	1.994	0.001	1.000	1310891		1.75(0.00-0.00)	1165	
8 Perfluorooctane sulfonic acid									
499.00 > 80.00	2.246	2.162	0.084	1.000	5311866	20.3		1666	M
499.00 > 99.00	2.246	2.162	0.084	1.000	1274478		4.17(0.00-0.00)	1435	M
* 7 13C4 PFOS									
503.00 > 80.00	2.246	2.241	0.005		6838052	28.7		7299	
9 Perfluorononanoic acid									
463.00 > 419.00	2.253	2.250	0.003	1.000	1977902	10.6		456	
\$ 10 13C2 PFDA									
515.00 > 470.00	2.397	2.392	0.005	1.000	1708725	10.1		1955	

QC Flag Legend

Review Flags

M - Manually Integrated

Reagents:

LC537-L3_00019

Amount Added: 1.00

Units: mL

TestAmerica Sacramento

Data File: \\ChromNa\Sacramento\ChromData\A8_N\20170301-40359.b\2017.03.01_537CURVE_005.d

Injection Date: 01-Mar-2017 12:56:16

Instrument ID: A8_N

Lims ID: IC L3

Client ID:

Operator ID: A8-PC\A8

ALS Bottle#: 3

Worklist Smp#: 5

Injection Vol: 2.0 ul

Dil. Factor: 1.0000

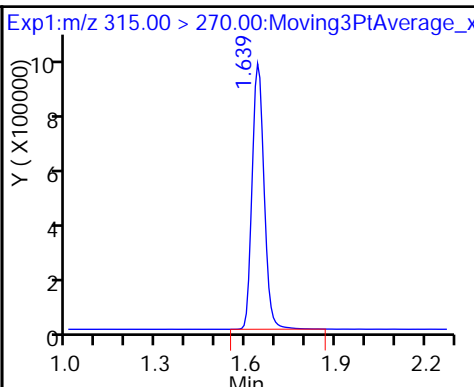
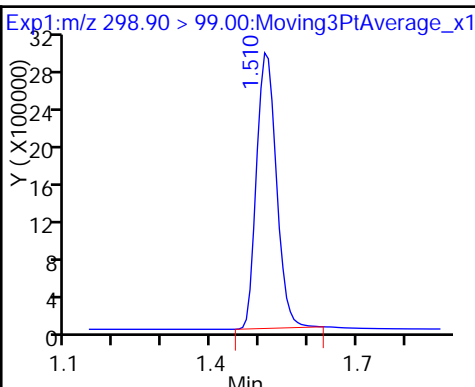
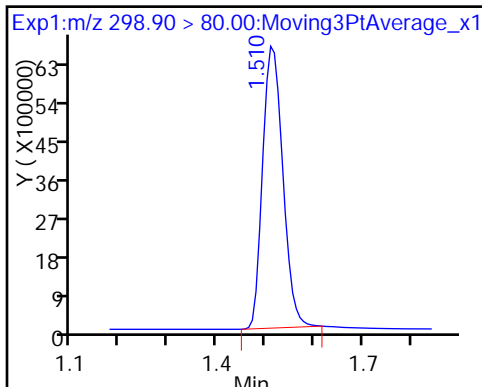
Method: 537_A8_N

Limit Group: LC 537 ICAL

1 Perfluorobutanesulfonic acid

1 Perfluorobutanesulfonic acid

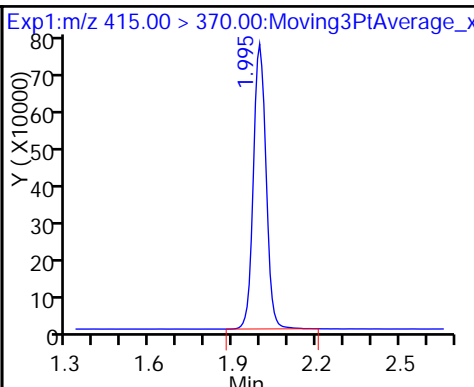
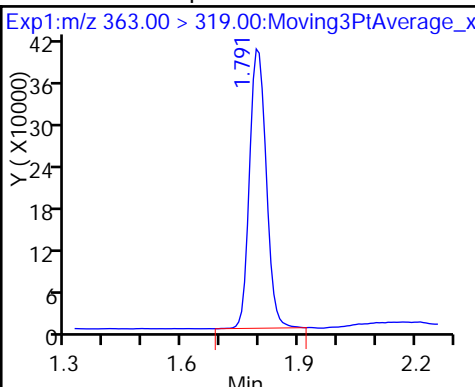
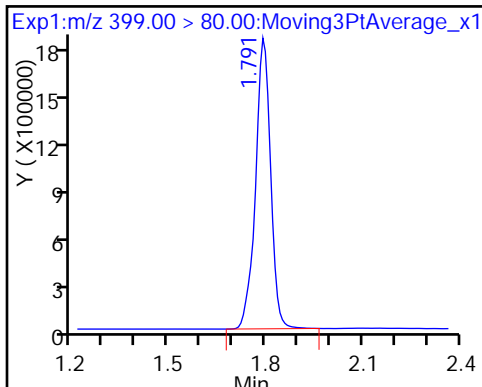
\$ 2 13C2 PFHxA



3 Perfluorohexanesulfonic acid

4 Perfluoroheptanoic acid

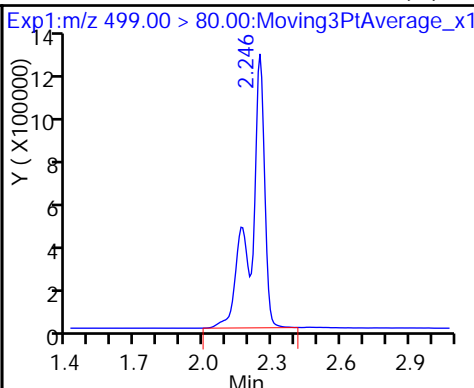
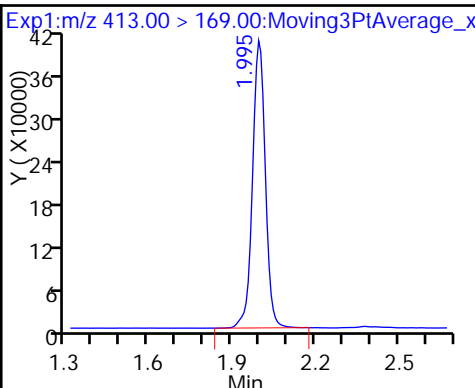
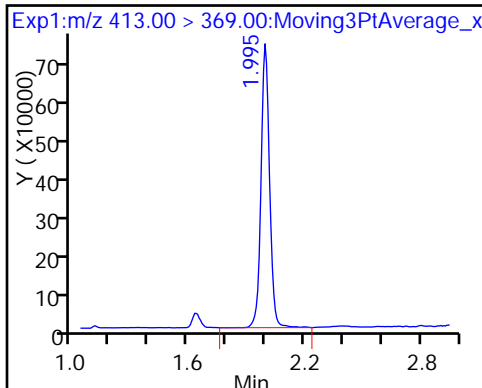
* 6 13C2-PFOA



5 Perfluorooctanoic acid

5 Perfluorooctanoic acid

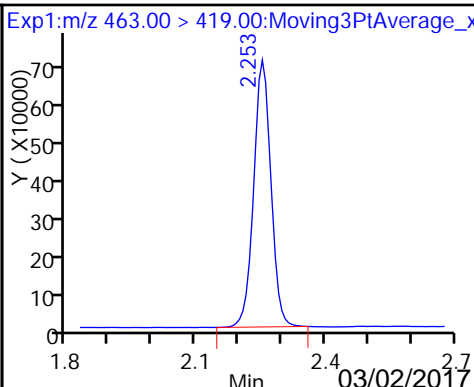
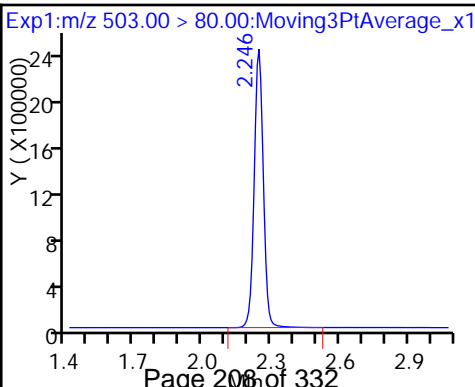
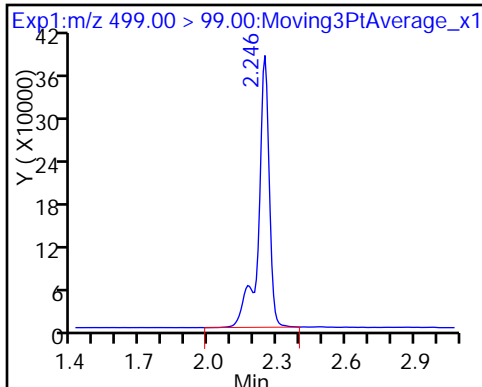
8 Perfluorooctane sulfonic acid (M)



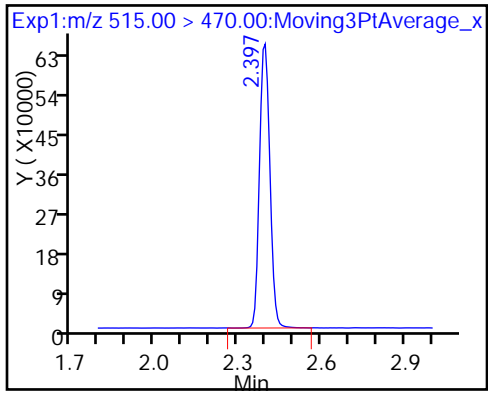
8 Perfluorooctane sulfonic acid

* 7 13C4 PFOS

9 Perfluorononanoic acid



\$ 10 13C2 PFDA



TestAmerica Sacramento

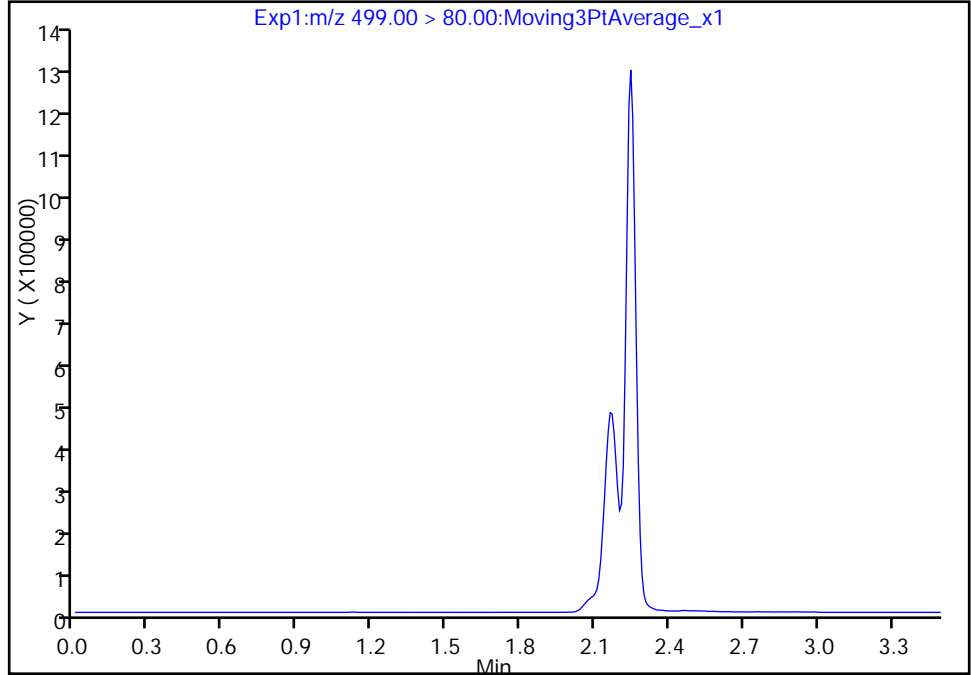
Data File: \\ChromNa\Sacramento\ChromData\A8_N\20170301-40359.b\2017.03.01_537CURVE_005.d
Injection Date: 01-Mar-2017 12:56:16 Instrument ID: A8_N
Lims ID: IC L3
Client ID:
Operator ID: A8-PC\A8 ALS Bottle#: 3 Worklist Smp#: 5
Injection Vol: 2.0 ul Dil. Factor: 1.0000
Method: 537_A8_N Limit Group: LC 537 ICAL
Column: Detector EXP1

8 Perfluorooctane sulfonic acid, CAS: 1763-23-1

Signal: 1

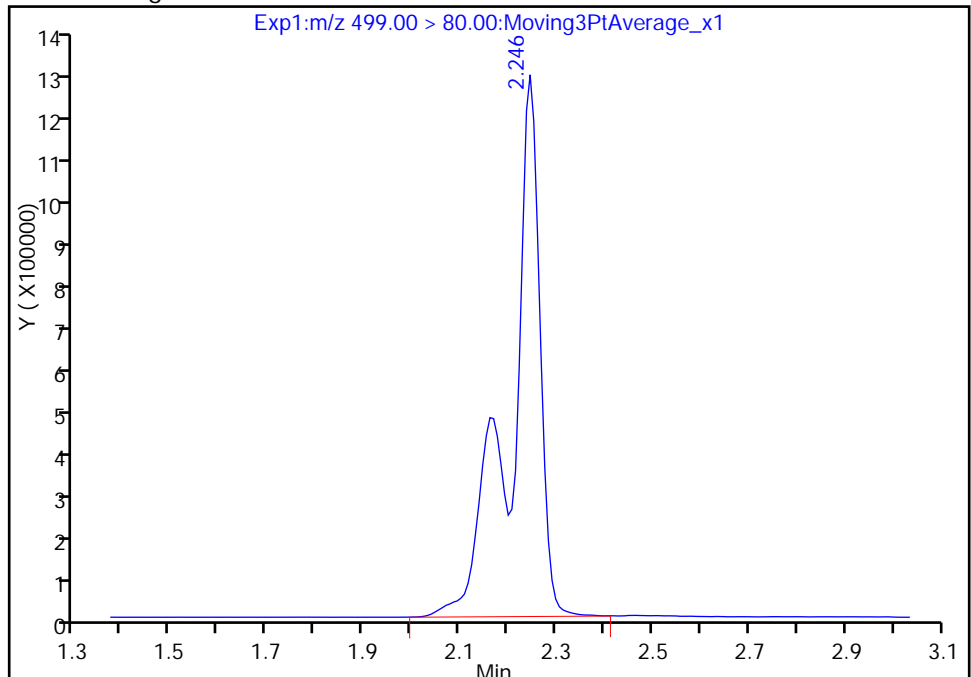
Not Detected
Expected RT: 2.16

Processing Integration Results



Manual Integration Results

RT: 2.25
Area: 5311866
Amount: 20.339623
Amount Units: ng/ml



Reviewer: barnettj, 01-Mar-2017 14:25:26
Audit Action: Assigned Compound ID

Audit Reason: Missed Peak

TestAmerica Sacramento

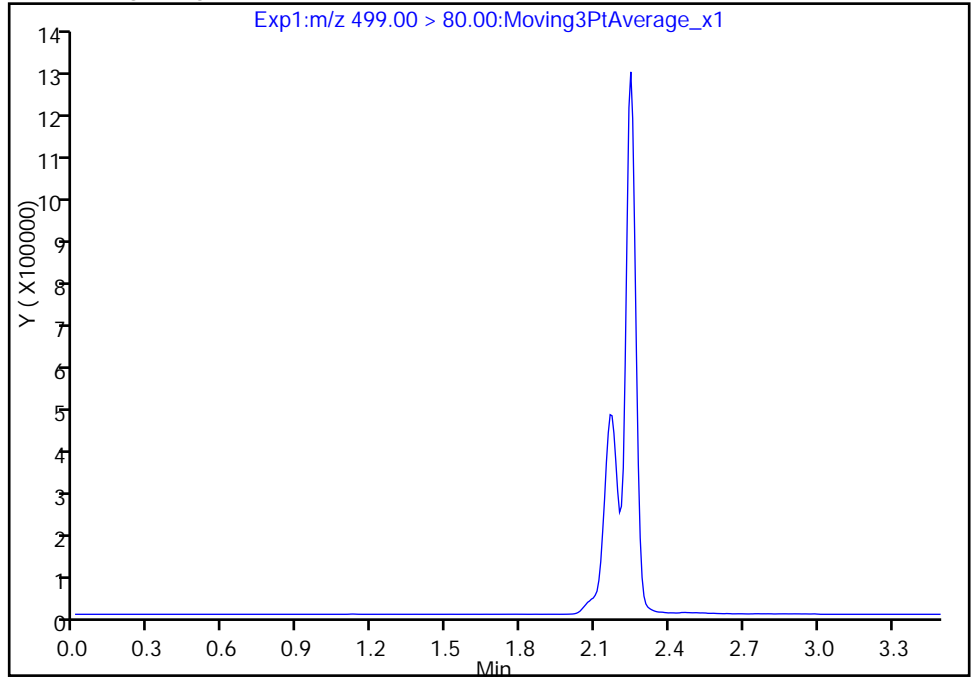
Data File: \\ChromNa\Sacramento\ChromData\A8_N\20170301-40359.b\2017.03.01_537CURVE_005.d
Injection Date: 01-Mar-2017 12:56:16 Instrument ID: A8_N
Lims ID: IC L3
Client ID:
Operator ID: A8-PC\A8 ALS Bottle#: 3 Worklist Smp#: 5
Injection Vol: 2.0 ul Dil. Factor: 1.0000
Method: 537_A8_N Limit Group: LC 537 ICAL
Column: Detector EXP1

8 Perfluorooctane sulfonic acid, CAS: 1763-23-1

Signal: 1

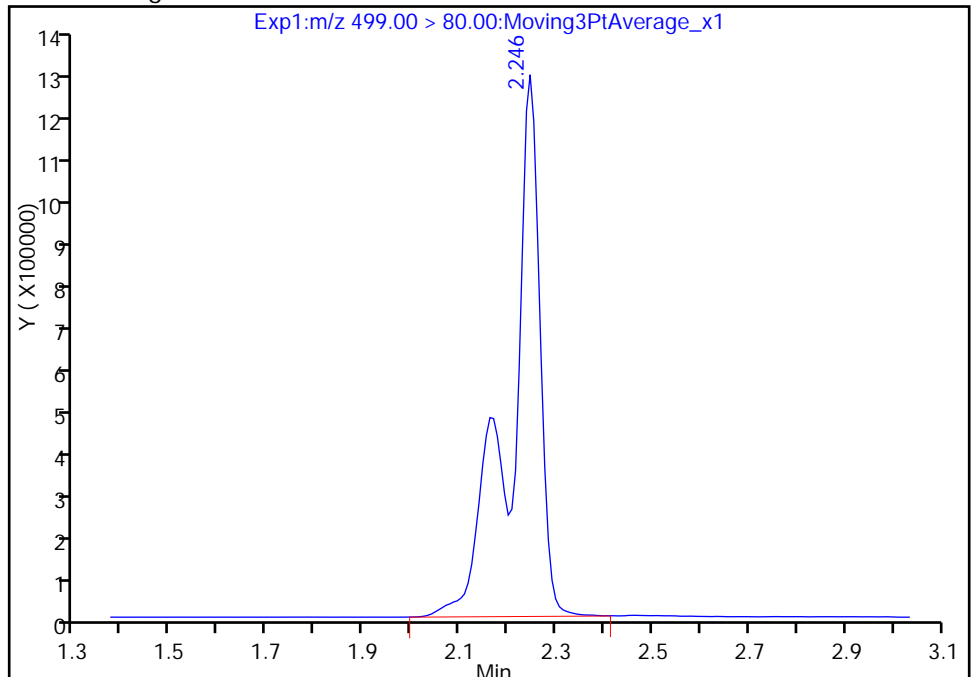
Not Detected
Expected RT: 2.16

Processing Integration Results



Manual Integration Results

RT: 2.25
Area: 5311866
Amount: 20.339623
Amount Units: ng/ml



Reviewer: barnettj, 01-Mar-2017 14:25:26

Audit Action: Manually Integrated

Audit Reason: Missed Peak

TestAmerica Sacramento
Target Compound Quantitation Report

Data File: \\ChromNa\Sacramento\ChromData\A8_N\20170301-40359.b\2017.03.01_537CURVE_006.d
 Lims ID: IC L4
 Client ID:
 Sample Type: ICISAV Calib Level: 4
 Inject. Date: 01-Mar-2017 13:00:39 ALS Bottle#: 4 Worklist Smp#: 6
 Injection Vol: 2.0 ul Dil. Factor: 1.0000
 Sample Info: L4_537
 Misc. Info.: Plate: 1 Rack: 1
 Operator ID: A8-PC\A8 Instrument ID: A8_N
 Sublist: chrom-537_A8_N*sub1
 Method: \\ChromNa\Sacramento\ChromData\A8_N\20170301-40359.b\537_A8_N.m
 Limit Group: LC 537 ICAL
 Last Update: 01-Mar-2017 14:25:28 Calib Date: 01-Mar-2017 13:09:27
 Integrator: Picker
 Quant Method: Internal Standard Quant By: Initial Calibration
 Last ICal File: \\ChromNA\Sacramento\ChromData\A8_N\20170301-40359.b\2017.03.01_537CURVE_008.d
 Column 1 : Det: EXP1
 Process Host: XAWRK024

First Level Reviewer: barnettj Date: 01-Mar-2017 14:10:41

Signal	RT	EXP RT	DLT RT	REL RT	Response	Amount ng/ml	Ratio(Limits)	S/N	Flags
1 Perfluorobutanesulfonic acid									
298.90 > 80.00	1.510	1.511	-0.001	1.000	37194083	79.3		2239	
298.90 > 99.00	1.510	1.511	-0.001	1.000	18558535		2.00(0.00-0.00)	2976	
\$ 2 13C2 PFHxA									
315.00 > 270.00	1.639	1.638	0.001	1.000	3287335	10.5		7680	
3 Perfluorohexanesulfonic acid									
399.00 > 80.00	1.783	1.789	-0.006	1.000	14073046	31.3		2399	
4 Perfluoroheptanoic acid									
363.00 > 319.00	1.791	1.791	0.0	1.000	2890123	10.2		262	
* 6 13C2-PFOA									
415.00 > 370.00	1.988	1.992	-0.004		2930520	10.0		5839	
5 Perfluorooctanoic acid									
413.00 > 369.00	1.988	1.994	-0.006	1.000	5636860	20.0		393	
413.00 > 169.00	1.988	1.994	-0.006	1.000	3310488		1.70(0.00-0.00)	2468	
8 Perfluorooctane sulfonic acid									
499.00 > 80.00	2.155	2.162	-0.007	1.000	12408555	40.5		1043	
499.00 > 99.00	2.238	2.162	0.076	1.039	3035243		4.09(0.00-0.00)	2678	
* 7 13C4 PFOS									
503.00 > 80.00	2.238	2.241	-0.003		8015298	28.7		8449	
9 Perfluorononanoic acid									
463.00 > 419.00	2.246	2.250	-0.004	1.000	4450412	20.4		973	
\$ 10 13C2 PFDA									
515.00 > 470.00	2.390	2.392	-0.002	1.000	1963700	9.90		2169	

Reagents:

LC537-L4_00017

Amount Added: 1.00

Units: mL

TestAmerica Sacramento

Data File: \\ChromNa\Sacramento\ChromData\A8_N\20170301-40359.b\2017.03.01_537CURVE_006.d

Injection Date: 01-Mar-2017 13:00:39

Instrument ID: A8_N

Lims ID: IC L4

Client ID:

Operator ID: A8-PC\A8

ALS Bottle#: 4

Worklist Smp#: 6

Injection Vol: 2.0 ul

Dil. Factor: 1.0000

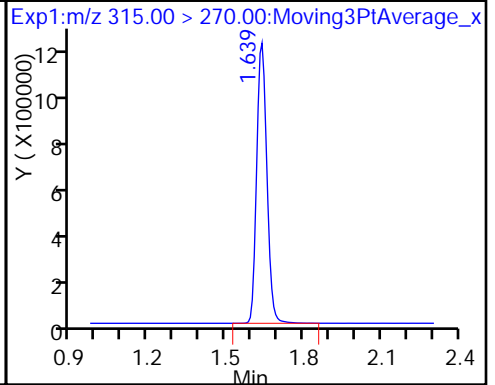
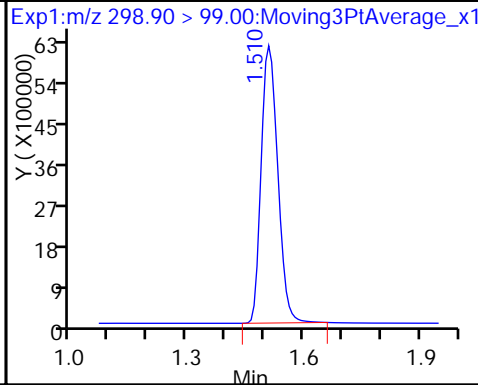
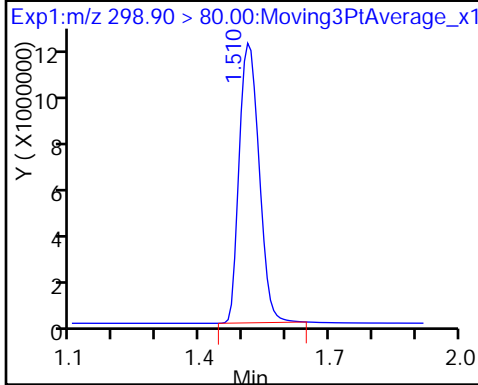
Method: 537_A8_N

Limit Group: LC 537 ICAL

1 Perfluorobutanesulfonic acid

1 Perfluorobutanesulfonic acid

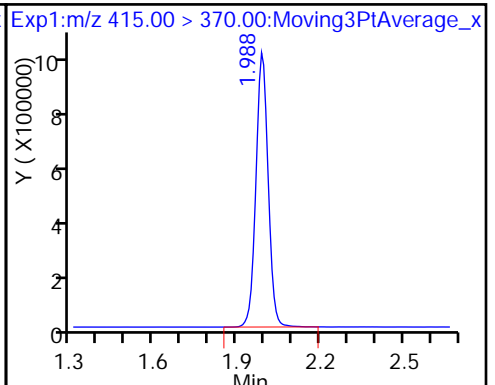
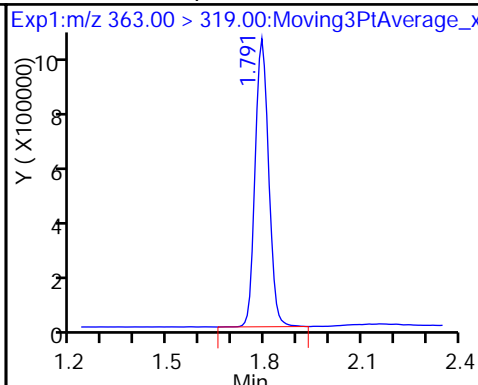
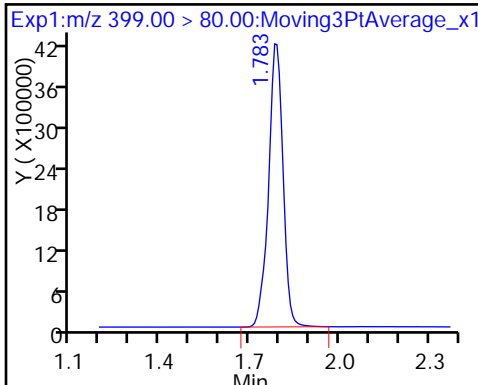
\$ 2 13C2 PFHxA



3 Perfluorohexanesulfonic acid

4 Perfluoroheptanoic acid

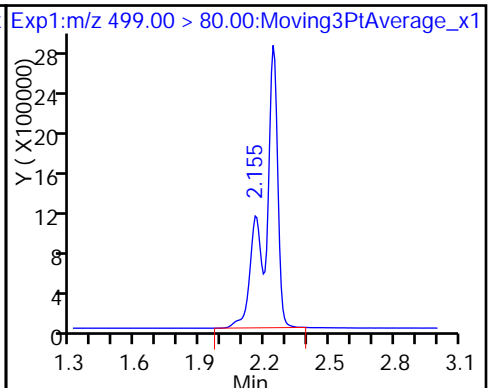
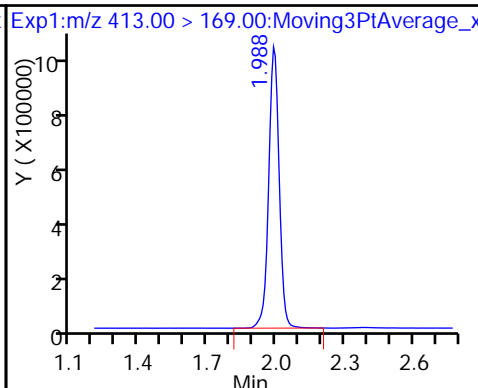
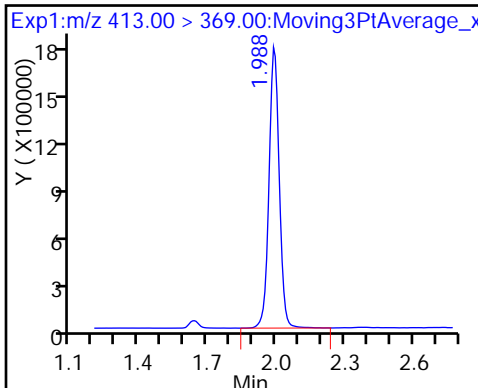
* 6 13C2-PFOA



5 Perfluorooctanoic acid

5 Perfluorooctanoic acid

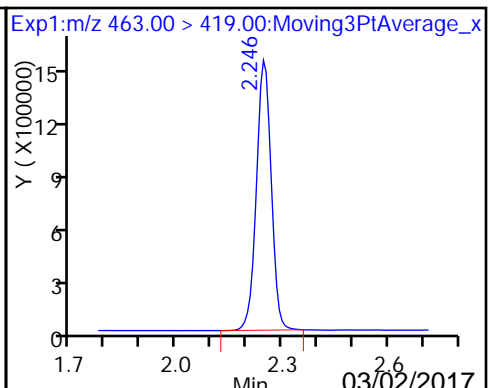
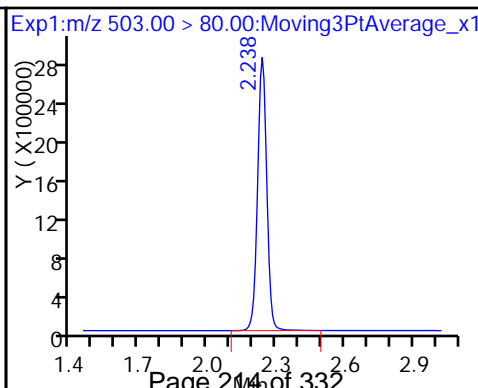
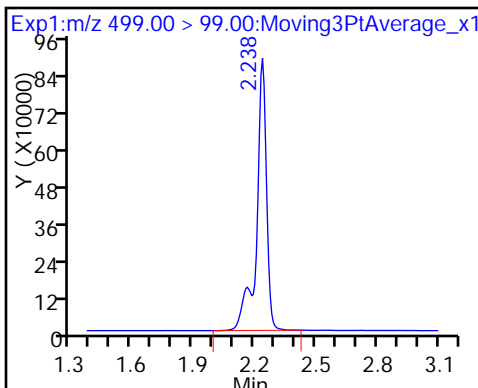
8 Perfluorooctane sulfonic acid



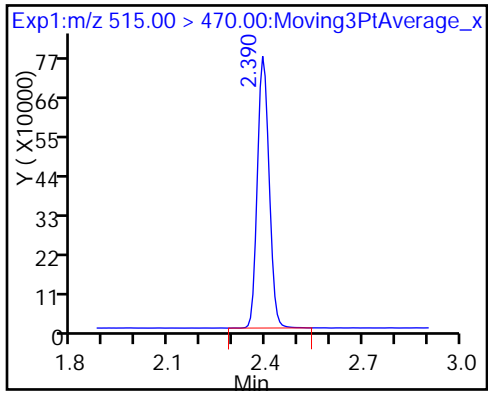
8 Perfluorooctane sulfonic acid

* 7 13C4 PFOS

9 Perfluorononanoic acid



\$ 10 13C2 PFDA



TestAmerica Sacramento
Target Compound Quantitation Report

Data File: \\ChromNa\Sacramento\ChromData\A8_N\20170301-40359.b\2017.03.01_537CURVE_007.d
 Lims ID: IC L5
 Client ID:
 Sample Type: IC Calib Level: 5
 Inject. Date: 01-Mar-2017 13:05:03 ALS Bottle#: 5 Worklist Smp#: 7
 Injection Vol: 2.0 ul Dil. Factor: 1.0000
 Sample Info: L5_537
 Misc. Info.: Plate: 1 Rack: 1
 Operator ID: A8-PC\A8 Instrument ID: A8_N
 Sublist: chrom-537_A8_N*sub1

Method: \\ChromNa\Sacramento\ChromData\A8_N\20170301-40359.b\537_A8_N.m
 Limit Group: LC 537 ICAL
 Last Update: 01-Mar-2017 14:25:29 Calib Date: 01-Mar-2017 13:09:27
 Integrator: Picker
 Quant Method: Internal Standard Quant By: Initial Calibration
 Last ICal File: \\ChromNA\Sacramento\ChromData\A8_N\20170301-40359.b\2017.03.01_537CURVE_008.d

Column 1 : Det: EXP1
 Process Host: XAWRK024

First Level Reviewer: barnettj Date: 01-Mar-2017 14:10:59

Signal	RT	EXP RT	DLT RT	REL RT	Response	Amount ng/ml	Ratio(Limits)	S/N	Flags
1 Perfluorobutanesulfonic acid									
298.90 > 80.00	1.502	1.511	-0.009	1.000	43094748	100.0		1847	
298.90 > 99.00	1.502	1.511	-0.009	1.000	22398782		1.92(0.00-0.00)	2534	
\$ 2 13C2 PFHxA									
315.00 > 270.00	1.631	1.638	-0.007	1.000	2823659	10.1		5048	
3 Perfluorohexanesulfonic acid									
399.00 > 80.00	1.783	1.789	-0.006	1.000	17694096	42.9		2544	
4 Perfluoroheptanoic acid									
363.00 > 319.00	1.783	1.791	-0.008	1.000	3463661	13.6		317	
* 6 13C2-PFOA									
415.00 > 370.00	1.980	1.992	-0.012		2641301	10.0		5145	
5 Perfluorooctanoic acid									
413.00 > 369.00	1.988	1.994	-0.006	1.000	7018498	27.7		460	
413.00 > 169.00	1.980	1.994	-0.014	0.996	4069338		1.72(0.00-0.00)	2786	
8 Perfluorooctane sulfonic acid									
499.00 > 80.00	2.208	2.162	0.046	1.000	16698175	59.4		1169	
499.00 > 99.00	2.231	2.162	0.069	1.010	4108009		4.06(0.00-0.00)	3840	
* 7 13C4 PFOS									
503.00 > 80.00	2.231	2.241	-0.010		7362319	28.7		7542	
9 Perfluorononanoic acid									
463.00 > 419.00	2.246	2.250	-0.004	1.000	5636176	28.7		1116	
\$ 10 13C2 PFDA									
515.00 > 470.00	2.382	2.392	-0.010	1.000	1817043	10.2		2056	

Reagents:

LC537-L5_00020

Amount Added: 1.00

Units: mL

TestAmerica Sacramento

Data File: \\ChromNa\Sacramento\ChromData\A8_N\20170301-40359.b\2017.03.01_537CURVE_007.d

Injection Date: 01-Mar-2017 13:05:03

Instrument ID: A8_N

Lims ID: IC L5

Client ID:

Operator ID: A8-PC\A8

ALS Bottle#: 5

Worklist Smp#: 7

Injection Vol: 2.0 ul

Dil. Factor: 1.0000

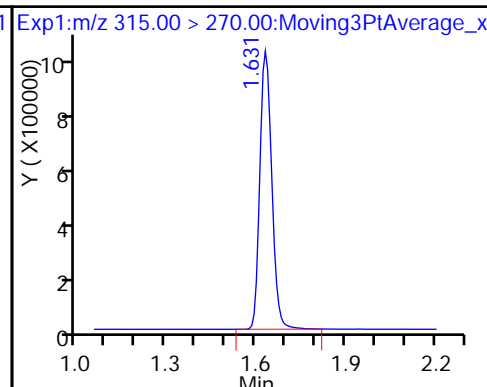
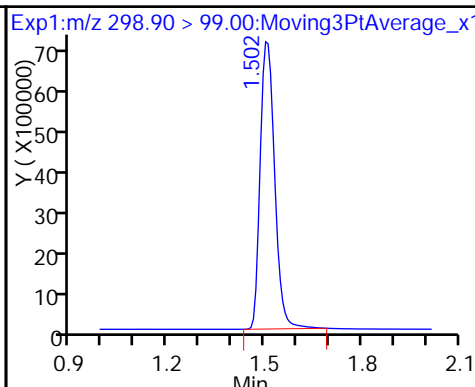
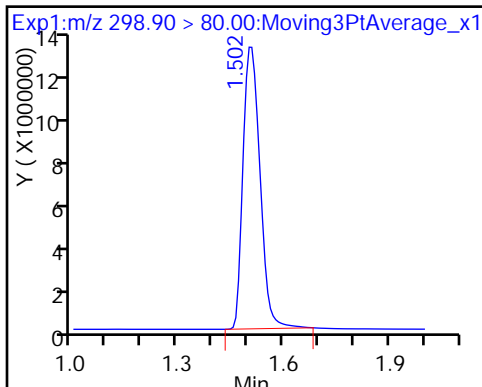
Method: 537_A8_N

Limit Group: LC 537 ICAL

1 Perfluorobutanesulfonic acid

1 Perfluorobutanesulfonic acid

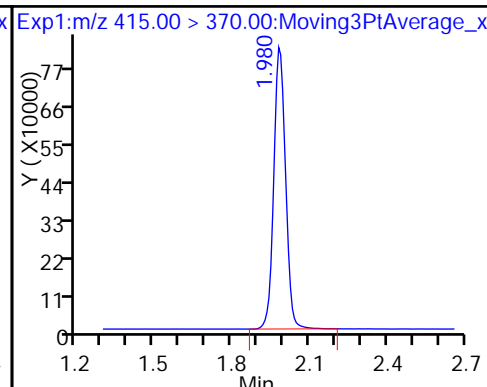
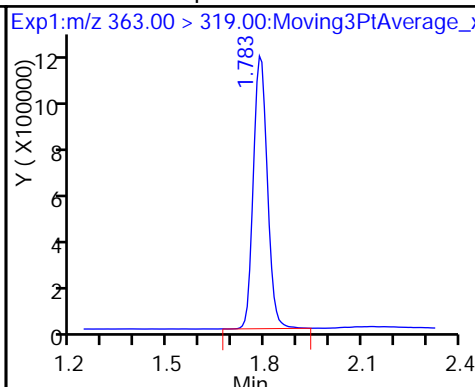
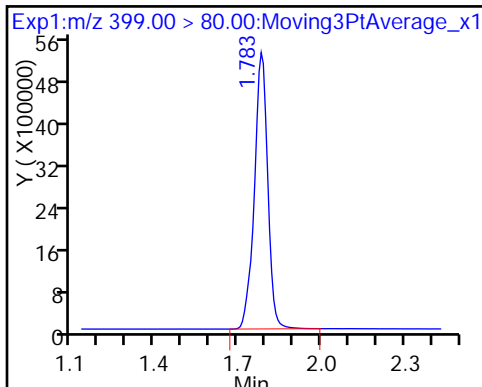
\$ 2 13C2 PFHxA



3 Perfluorohexanesulfonic acid

4 Perfluoroheptanoic acid

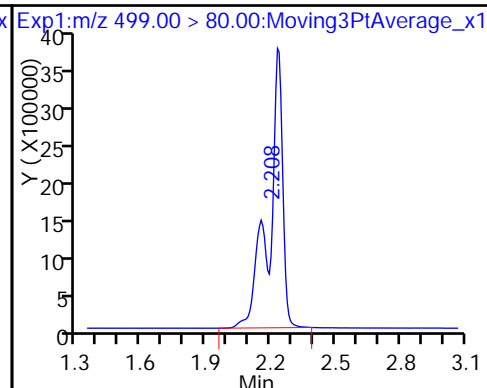
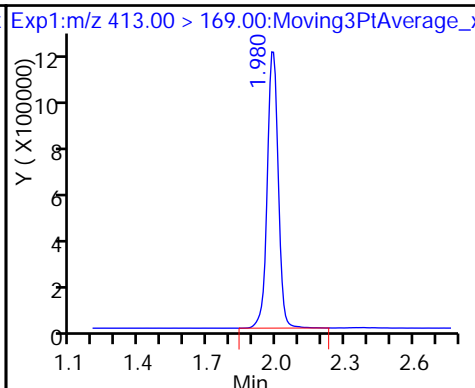
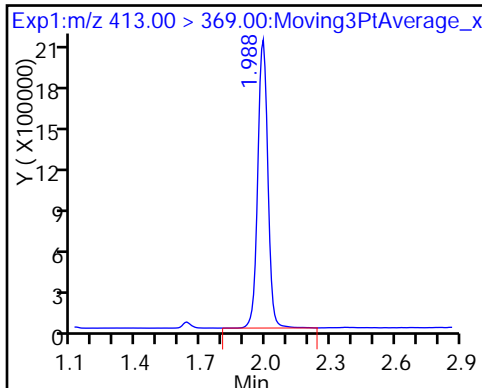
* 6 13C2-PFOA



5 Perfluorooctanoic acid

5 Perfluorooctanoic acid

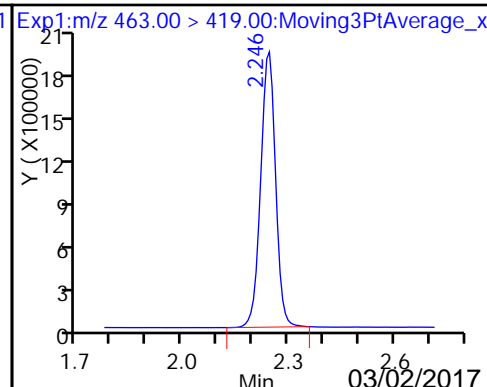
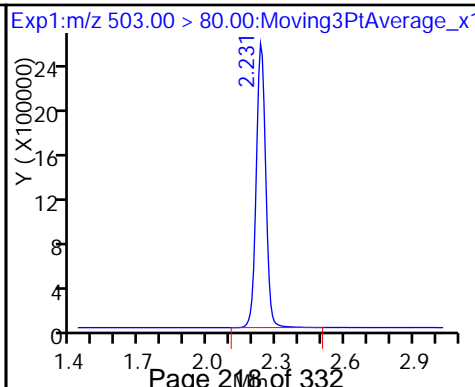
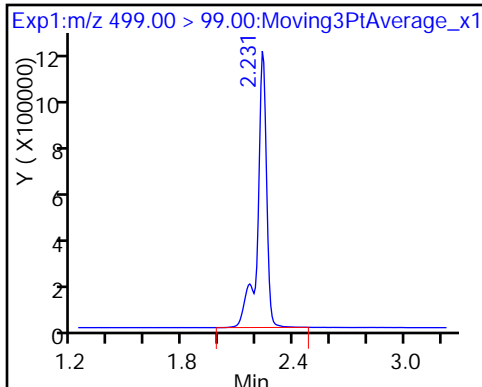
8 Perfluorooctane sulfonic acid



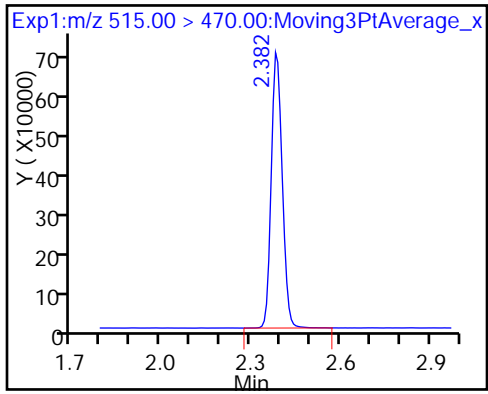
8 Perfluorooctane sulfonic acid

* 7 13C4 PFOS

9 Perfluorononanoic acid



\$ 10 13C2 PFDA



TestAmerica Sacramento
Target Compound Quantitation Report

Data File: \\ChromNa\Sacramento\ChromData\A8_N\20170301-40359.b\2017.03.01_537CURVE_008.d
 Lims ID: IC L6
 Client ID:
 Sample Type: IC Calib Level: 6
 Inject. Date: 01-Mar-2017 13:09:27 ALS Bottle#: 6 Worklist Smp#: 8
 Injection Vol: 2.0 ul Dil. Factor: 1.0000
 Sample Info: L6_537
 Misc. Info.: Plate: 1 Rack: 1
 Operator ID: A8-PC\A8 Instrument ID: A8_N
 Sublist: chrom-537_A8_N*sub1
 Method: \\ChromNa\Sacramento\ChromData\A8_N\20170301-40359.b\537_A8_N.m
 Limit Group: LC 537 ICAL
 Last Update: 01-Mar-2017 14:25:30 Calib Date: 01-Mar-2017 13:09:27
 Integrator: Picker
 Quant Method: Internal Standard Quant By: Initial Calibration
 Last ICal File: \\ChromNA\Sacramento\ChromData\A8_N\20170301-40359.b\2017.03.01_537CURVE_008.d
 Column 1 : Det: EXP1
 Process Host: XAWRK024

First Level Reviewer: barnettj Date: 01-Mar-2017 14:11:15

Signal	RT	EXP RT	DLT RT	REL RT	Response	Amount ng/ml	Ratio(Limits)	S/N	Flags
1 Perfluorobutanesulfonic acid									
298.90 > 80.00	1.517	1.511	0.006	1.000	48037006	129.9		1521	
298.90 > 99.00	1.510	1.511	-0.001	0.995	25564257		1.88(0.00-0.00)	2332	
\$ 2 13C2 PFHxA									
315.00 > 270.00	1.639	1.638	0.001	1.000	2505316	10.4		5418	
3 Perfluorohexanesulfonic acid									
399.00 > 80.00	1.791	1.789	0.002	1.000	20803890	58.8		2347	
4 Perfluoroheptanoic acid									
363.00 > 319.00	1.791	1.791	0.0	1.000	4287034	19.6		369	
* 6 13C2-PFOA									
415.00 > 370.00	1.995	1.992	0.003		2269255	10.0		3877	
5 Perfluorooctanoic acid									
413.00 > 369.00	1.995	1.994	0.001	1.000	9047508	41.5		576	
413.00 > 169.00	1.995	1.994	0.001	1.000	5200734		1.74(0.00-0.00)	2866	
8 Perfluorooctane sulfonic acid									
499.00 > 80.00	2.162	2.162	0.0	1.000	19599899	81.2		1064	
499.00 > 99.00	2.238	2.162	0.076	1.035	4875572		4.02(0.00-0.00)	3618	
* 7 13C4 PFOS									
503.00 > 80.00	2.238	2.241	-0.003		6318130	28.7		6668	
9 Perfluorononanoic acid									
463.00 > 419.00	2.246	2.250	-0.004	1.000	6942602	41.1		1283	
\$ 10 13C2 PFDA									
515.00 > 470.00	2.390	2.392	-0.002	1.000	1597232	10.4		2017	

Reagents:

LC537-L6_00016

Amount Added: 1.00

Units: mL

TestAmerica Sacramento

Data File: \\ChromNa\Sacramento\ChromData\A8_N\20170301-40359.b\2017.03.01_537CURVE_008.d

Injection Date: 01-Mar-2017 13:09:27

Instrument ID: A8_N

Lims ID: IC L6

Client ID:

Operator ID: A8-PC\A8

ALS Bottle#: 6

Worklist Smp#: 8

Injection Vol: 2.0 ul

Dil. Factor: 1.0000

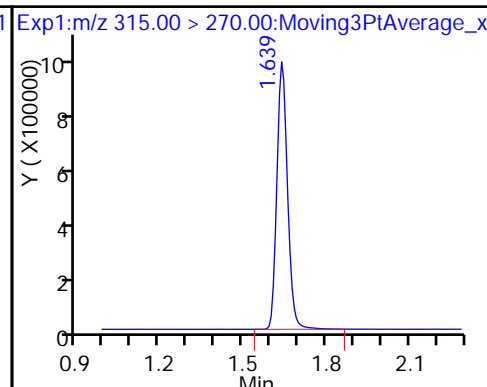
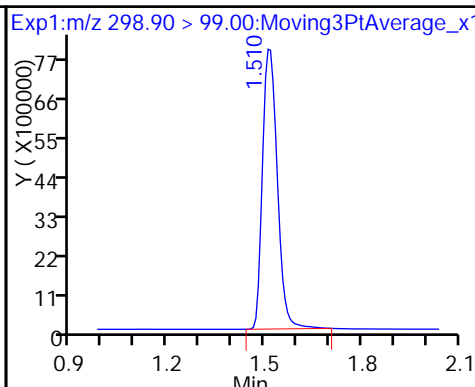
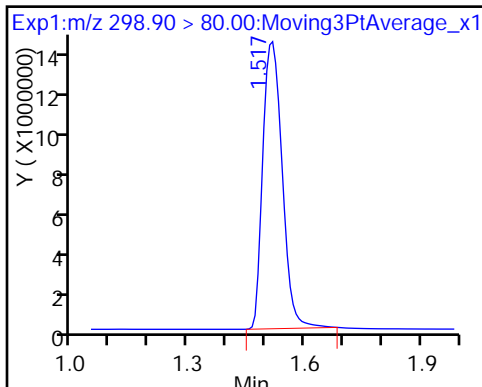
Method: 537_A8_N

Limit Group: LC 537 ICAL

1 Perfluorobutanesulfonic acid

1 Perfluorobutanesulfonic acid

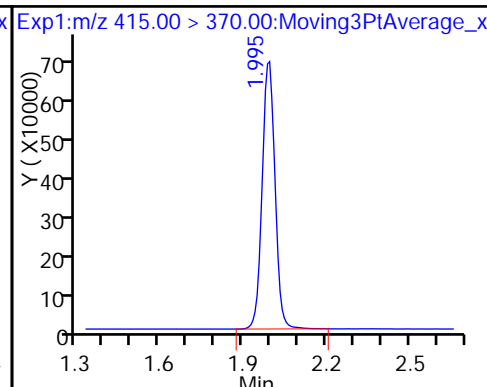
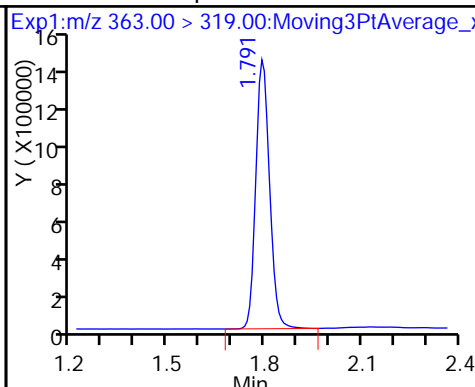
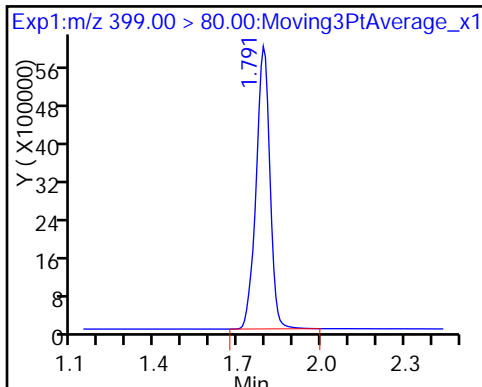
\$ 2 13C2 PFHxA



3 Perfluorohexanesulfonic acid

4 Perfluoroheptanoic acid

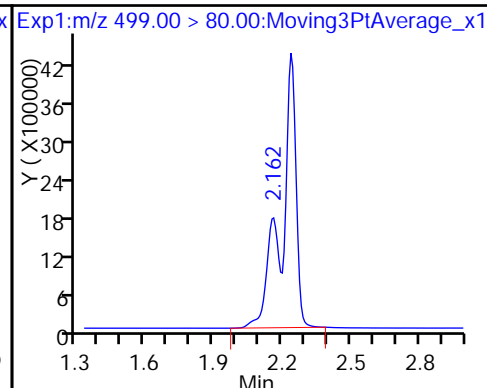
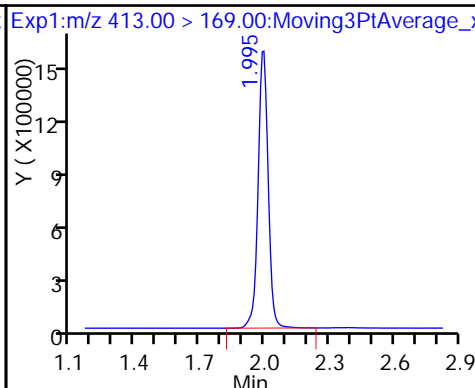
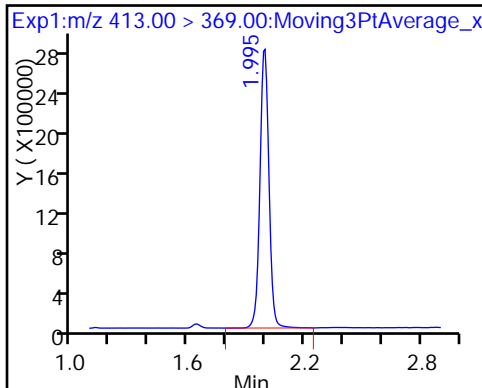
* 6 13C2-PFOA



5 Perfluorooctanoic acid

5 Perfluorooctanoic acid

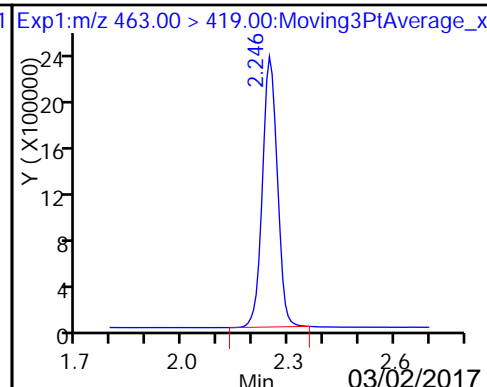
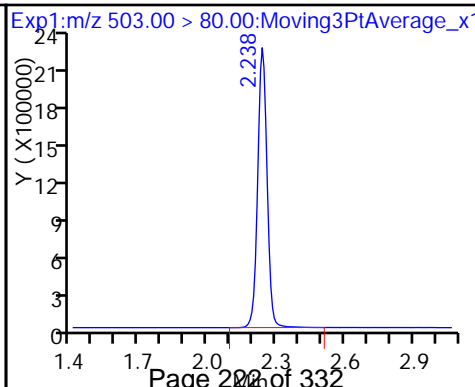
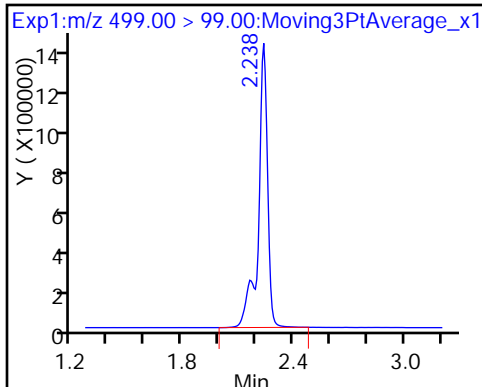
8 Perfluorooctane sulfonic acid



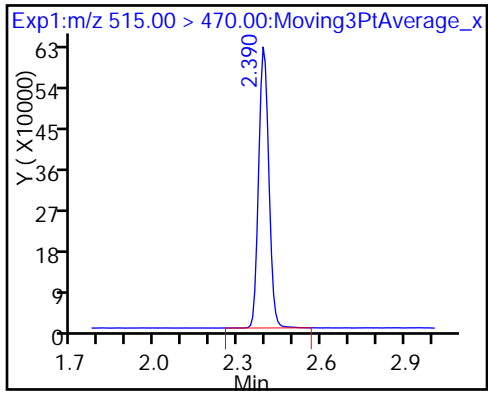
8 Perfluorooctane sulfonic acid

* 7 13C4 PFOS

9 Perfluorononanoic acid



\$ 10 13C2 PFDA



FORM VII
LCMS CONTINUING CALIBRATION DATA

Lab Name: TestAmerica Sacramento Job No.: 320-26004-1
 SDG No.: _____
 Lab Sample ID: CCVL 320-152571/10 Calibration Date: 02/28/2017 15:12
 Instrument ID: A8_N Calib Start Date: 02/28/2017 14:41
 GC Column: GeminiC18 3x100 ID: 3.00 (mm) Calib End Date: 02/28/2017 15:03
 Lab File ID: 2017.02.28_537CURVE_010.d Conc. Units: ng/mL

ANALYTE	CURVE TYPE	AVE RRF	RRF	MIN RRF	CALC AMOUNT	SPIKE AMOUNT	%D	MAX %D
Perfluorobutanesulfonic acid (PFBS)	Ave	1.491	1.816		27.9	22.9	21.8	50.0
Perfluorohexanesulfonic acid	Ave	1.372	1.512		8.50	7.72	10.2	50.0
Perfluoroheptanoic acid	Ave	0.9178	0.9503		2.71	2.62	3.5	50.0
Perfluorooctanoic acid (PFOA)	Ave	0.9600	1.025		5.31	4.98	6.7	50.0
Perfluorooctanesulfonic acid (PFOS)	Ave	1.089	1.132		10.6	10.2	3.9	50.0
Perfluorononanoic acid	Ave	0.7646	0.8169		5.65	5.29	6.8	50.0
13C2 PFHxA	Ave	1.024	1.027		10.0	10.0	0.3	30.0
13C2 PFDA	Ave	0.7568	0.7315		9.67	10.0	-3.3	30.0

TestAmerica Sacramento
Target Compound Quantitation Report

Data File: \\ChromNa\Sacramento\ChromData\A8_N\20170228-40333.b\2017.02.28_537CURVE_010.d
 Lims ID: CCVL
 Client ID:
 Sample Type: CCVL
 Inject. Date: 28-Feb-2017 15:12:22 ALS Bottle#: 2 Worklist Smp#: 10
 Injection Vol: 2.0 ul Dil. Factor: 1.0000
 Sample Info: CCV L2
 Misc. Info.: Plate: 1 Rack: 1
 Operator ID: A8-PC\A8 Instrument ID: A8_N
 Sublist: chrom-537_A8_N*sub1
 Method: \\ChromNa\Sacramento\ChromData\A8_N\20170228-40333.b\537_A8_N.m
 Limit Group: LC 537 ICAL
 Last Update: 28-Feb-2017 16:02:35 Calib Date: 28-Feb-2017 15:03:35
 Integrator: Picker
 Quant Method: Internal Standard Quant By: Initial Calibration
 Last ICal File: \\ChromNA\Sacramento\ChromData\A8_N\20170228-40333.b\2017.02.28_537CURVE_008.d
 Column 1 : Det: EXP1
 Process Host: XAWRK008

First Level Reviewer: barnettj Date: 28-Feb-2017 15:36:38

Signal	RT	EXP RT	DLT RT	REL RT	Response	Amount ng/ml	Ratio(Limits)	S/N	Flags
1 Perfluorobutanesulfonic acid									
298.90 > 80.00	1.601	1.627	-0.026	1.000	11019425	27.9		906	
298.90 > 99.00	1.601	1.627	-0.026	1.000	4727664		2.33(0.00-0.00)	963	
\$ 2 13C2 PFHxA									
315.00 > 270.00	1.737	1.765	-0.028	1.000	2621267	10.0		3776	
3 Perfluorohexanesulfonic acid									
399.00 > 80.00	1.904	1.938	-0.034	1.000	3091943	8.50		653	
4 Perfluoroheptanoic acid									
363.00 > 319.00	1.912	1.940	-0.028	1.000	635785	2.71		62.1	
5 Perfluorooctanoic acid									
413.00 > 369.00	2.132	2.172	-0.040	1.000	1301543	5.31		98.2	
413.00 > 169.00	2.132	2.172	-0.040	1.000	745575		1.75(0.00-0.00)	777	
* 6 13C2-PFOA									
415.00 > 370.00	2.132	2.172	-0.040		2552157	10.0		4485	
8 Perfluorooctane sulfonic acid									
499.00 > 80.00	2.299	2.367	-0.068	1.000	3065210	10.6		538	
499.00 > 99.00	2.360	2.367	-0.007	1.026	738632		4.15(0.00-0.00)	1200	
* 7 13C4 PFOS									
503.00 > 80.00	2.360	2.395	-0.035		7601493	28.7		9996	
9 Perfluorononanoic acid									
463.00 > 419.00	2.367	2.404	-0.037	1.000	1102673	5.65		326	
\$ 10 13C2 PFDA									
515.00 > 470.00	2.496	2.530	-0.034	1.000	1867002	9.67		2466	

Reagents:

LC537-L2_00015

Amount Added: 1.00

Units: mL

TestAmerica Sacramento

Data File: \\ChromNa\Sacramento\ChromData\A8_N\20170228-40333.b\2017.02.28_537CURVE_010.d

Injection Date: 28-Feb-2017 15:12:22

Instrument ID: A8_N

Lims ID: CCVL

Client ID:

Operator ID: A8-PC\A8

ALS Bottle#: 2

Worklist Smp#: 10

Injection Vol: 2.0 ul

Dil. Factor: 1.0000

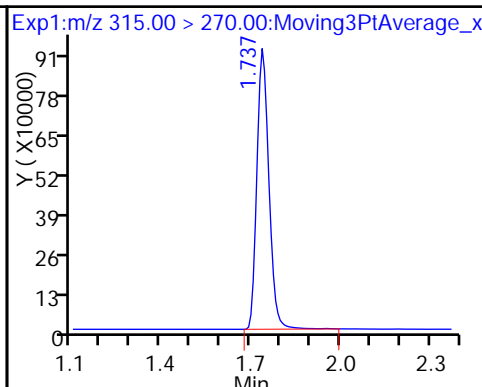
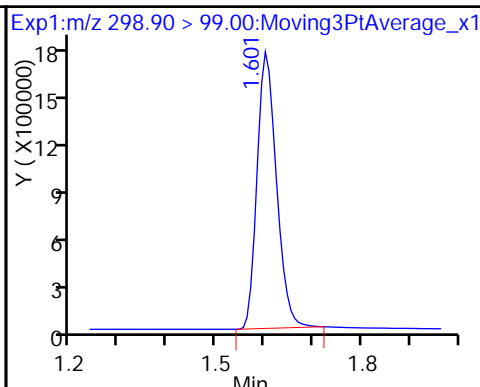
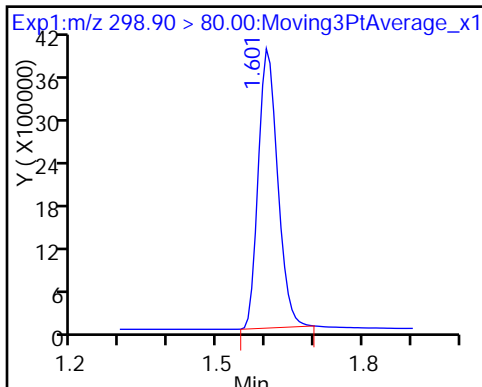
Method: 537_A8_N

Limit Group: LC 537 ICAL

1 Perfluorobutanesulfonic acid

1 Perfluorobutanesulfonic acid

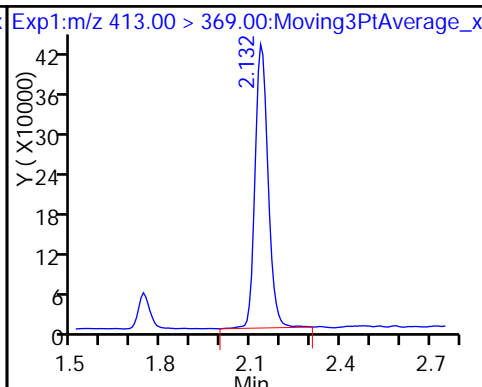
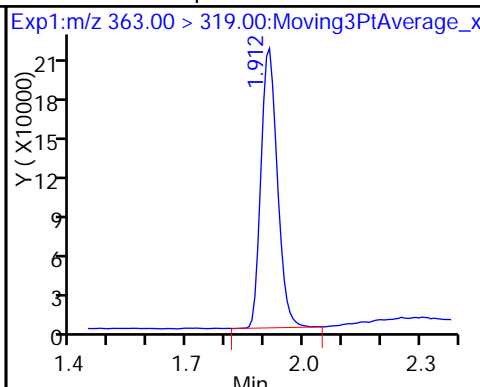
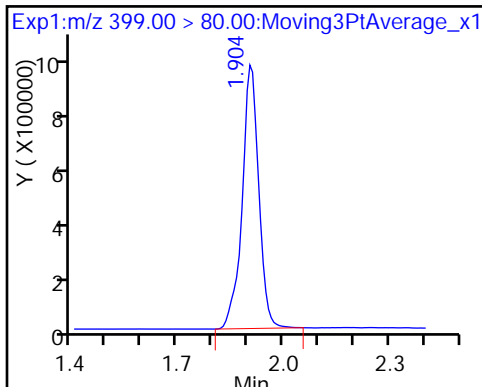
\$ 2 13C2 PFHxA



3 Perfluorohexanesulfonic acid

4 Perfluoroheptanoic acid

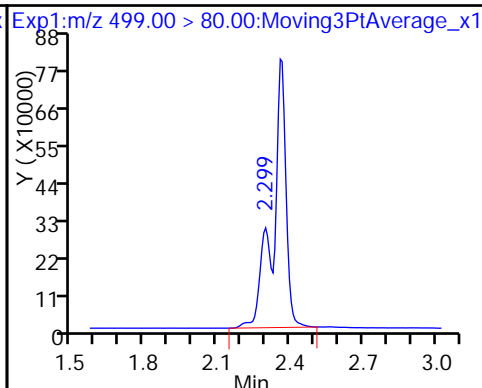
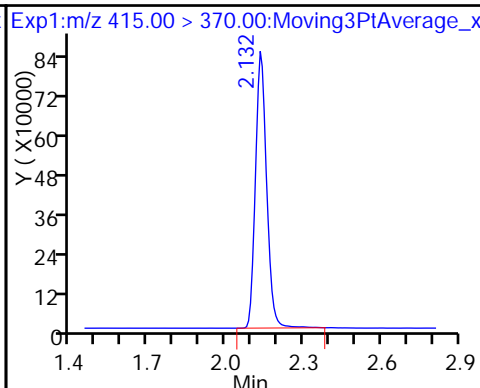
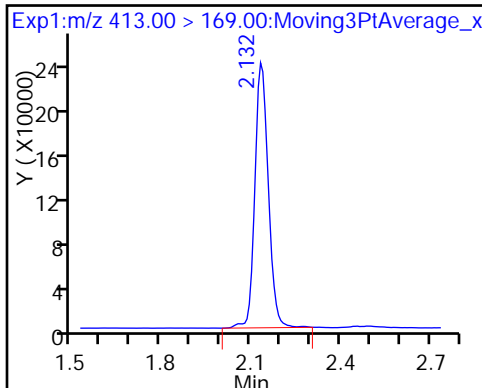
5 Perfluorooctanoic acid



5 Perfluorooctanoic acid

* 6 13C2-PFOA

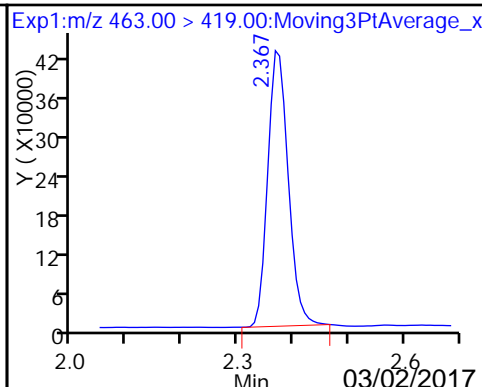
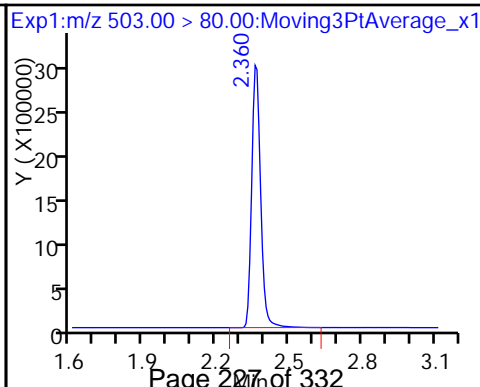
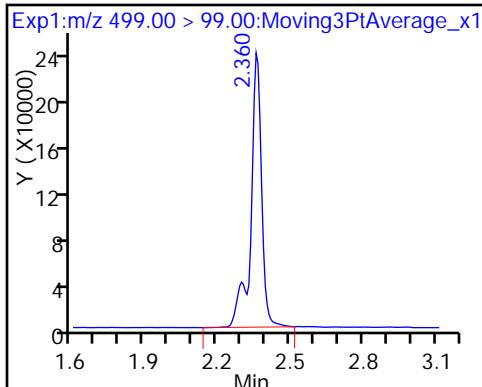
8 Perfluorooctane sulfonic acid



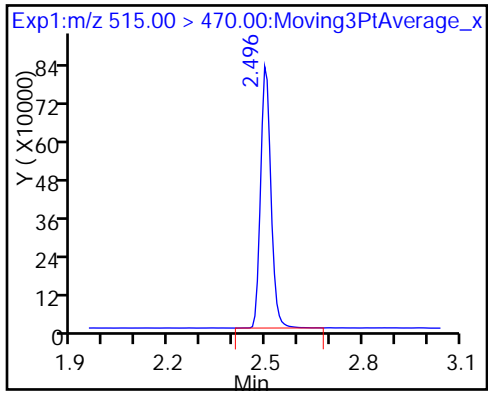
8 Perfluorooctane sulfonic acid

* 7 13C4 PFOS

9 Perfluorononanoic acid



\$ 10 13C2 PFDA



FORM VII
LCMS CONTINUING CALIBRATION DATA

Lab Name: TestAmerica Sacramento Job No.: 320-26004-1
 SDG No.: _____
 Lab Sample ID: ICV 320-152571/19 Calibration Date: 02/28/2017 15:51
 Instrument ID: A8_N Calib Start Date: 02/28/2017 14:41
 GC Column: GeminiC18 3x100 ID: 3.00 (mm) Calib End Date: 02/28/2017 15:03
 Lab File ID: 2017.02.28_537CURVE_015.d Conc. Units: ng/mL

ANALYTE	CURVE TYPE	AVE RRF	RRF	MIN RRF	CALC AMOUNT	SPIKE AMOUNT	%D	MAX %D
Perfluorobutanesulfonic acid (PFBS)	Ave	1.491	1.244		95.8	115	-16.6	30.0
Perfluoroheptanoic acid	Ave	0.9178	0.8583		11.8	12.6	-6.5	30.0
Perfluorohexanesulfonic acid	Ave	1.372	1.201		23.2	26.5	-12.5	30.0
Perfluorooctanoic acid (PFOA)	Ave	0.9600	0.7872		20.5	25.0	-18.0	30.0
Perfluorooctanesulfonic acid (PFOS)	Ave	1.089	0.8534		21.3	27.2	-21.7	30.0
Perfluorononanoic acid	Ave	0.7646	0.6559		21.5	25.0	-14.2	30.0
13C2 PFHxA	Ave	1.024	1.141		11.1	10.0	11.4	30.0
13C2 PFDA	Ave	0.7568	0.7563		9.99	10.0	-0.0	30.0

TestAmerica Sacramento
Target Compound Quantitation Report

Data File: \\ChromNa\Sacramento\ChromData\A8_N\20170228-40333.b\2017.02.28_537CURVE_015.d
 Lims ID: ICV
 Client ID:
 Sample Type: ICV
 Inject. Date: 28-Feb-2017 15:51:56 ALS Bottle#: 9 Worklist Smp#: 19
 Injection Vol: 2.0 ul Dil. Factor: 1.0000
 Sample Info: ICV OLD
 Misc. Info.: Plate: 1 Rack: 1
 Operator ID: A8-PC\A8 Instrument ID: A8_N
 Sublist:

Method: \\ChromNa\Sacramento\ChromData\A8_N\20170228-40333.b\537_A8_N.m
 Limit Group: LC 537 ICAL
 Last Update: 28-Feb-2017 16:11:08 Calib Date: 28-Feb-2017 15:03:35
 Integrator: Picker
 Quant Method: Internal Standard Quant By: Initial Calibration
 Last ICal File: \\ChromNA\Sacramento\ChromData\A8_N\20170228-40333.b\2017.02.28_537CURVE_008.d

Column 1 : Det: EXP1
 Process Host: XAWRK008

First Level Reviewer: barnettj Date: 28-Feb-2017 16:03:47

Signal	RT	EXP RT	DLT RT	REL RT	Response	Amount ng/ml	Ratio(Limits)	S/N	Flags
1 Perfluorobutanesulfonic acid									
298.90 > 80.00	1.571	1.627	-0.057	1.000	29231476	95.8		1312	
298.90 > 99.00	1.571	1.627	-0.057	1.000	13982676		2.09(0.00-0.00)	1636	
\$ 2 13C2 PFHxA									
315.00 > 270.00	1.707	1.765	-0.058	1.000	2298892	11.1		4675	
3 Perfluorohexanesulfonic acid									
399.00 > 80.00	1.866	1.938	-0.072	1.000	6508934	23.2		1299	
4 Perfluoroheptanoic acid									
363.00 > 319.00	1.866	1.940	-0.074	1.000	2179518	11.8		206	
5 Perfluorooctanoic acid									
413.00 > 369.00	2.079	2.172	-0.093	1.000	3969633	20.5		265	
413.00 > 169.00	2.079	2.172	-0.093	1.000	2377459		1.67(0.00-0.00)	2123	
* 6 13C2-PFOA									
415.00 > 370.00	2.079	2.172	-0.093		2015269	10.0		4233	
8 Perfluorooctane sulfonic acid									
499.00 > 80.00	2.299	2.367	-0.068	1.000	4759132	21.3		878	
499.00 > 99.00	2.314	2.367	-0.053	1.007	975328		4.88(0.00-0.00)	1405	
* 7 13C4 PFOS									
503.00 > 80.00	2.314	2.395	-0.081		5871836	28.7		8792	
9 Perfluorononanoic acid									
463.00 > 419.00	2.322	2.404	-0.082	1.000	3305884	21.5		880	
\$ 10 13C2 PFDA									
515.00 > 470.00	2.458	2.530	-0.072	1.000	1524179	10.0		1832	

Reagents:

LC537-ICV_00019

Amount Added: 1.00

Units: mL

TestAmerica Sacramento

Data File: \\ChromNa\Sacramento\ChromData\A8_N\20170228-40333.b\2017.02.28_537CURVE_015.d

Injection Date: 28-Feb-2017 15:51:56

Instrument ID: A8_N

Lims ID: ICV

Client ID:

Operator ID: A8-PC\A8

ALS Bottle#: 9

Worklist Smp#: 19

Injection Vol: 2.0 ul

Dil. Factor: 1.0000

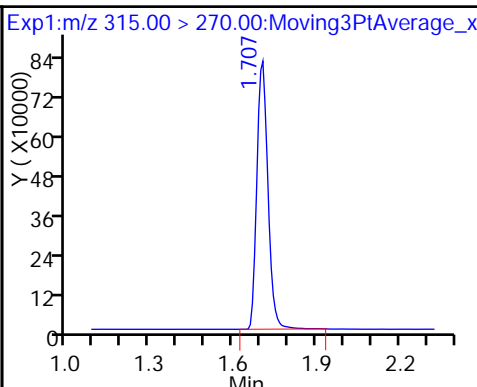
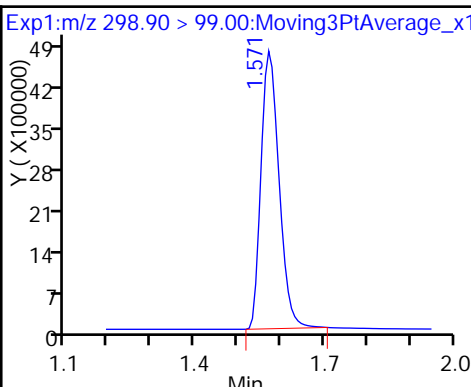
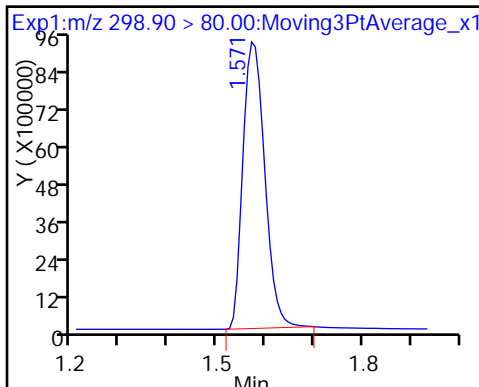
Method: 537_A8_N

Limit Group: LC 537 ICAL

1 Perfluorobutanesulfonic acid

1 Perfluorobutanesulfonic acid

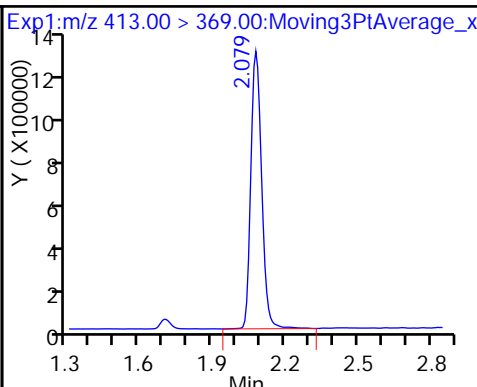
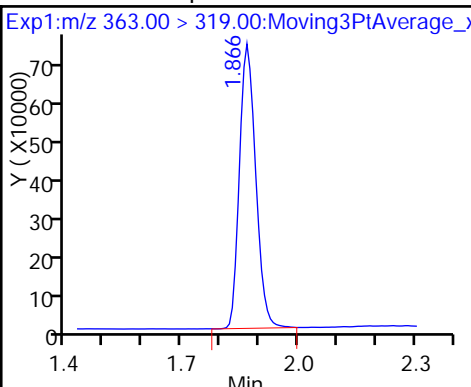
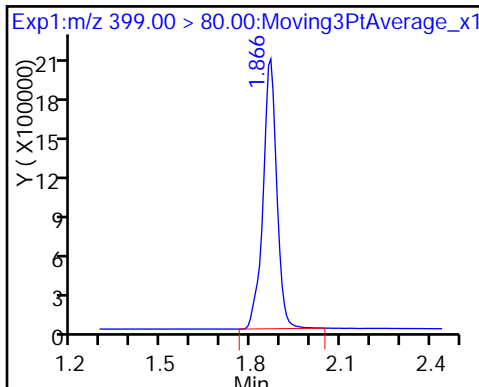
\$ 2 13C2 PFHxA



3 Perfluorohexanesulfonic acid

4 Perfluoroheptanoic acid

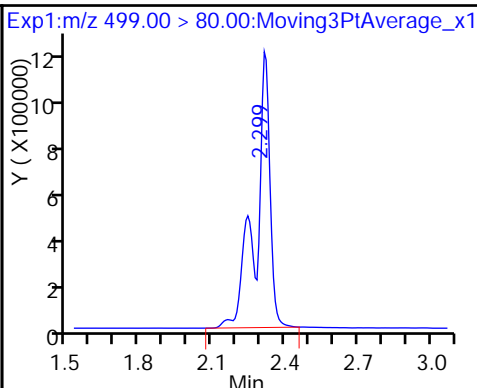
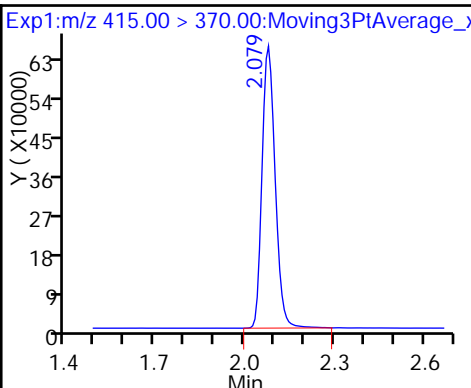
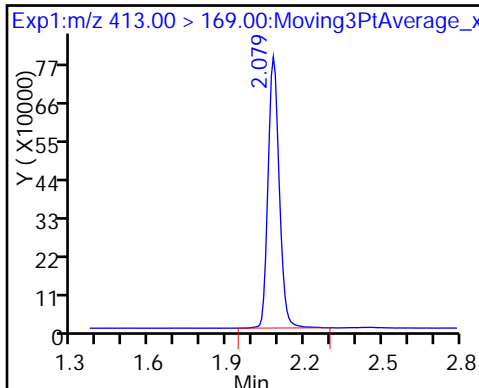
5 Perfluorooctanoic acid



5 Perfluorooctanoic acid

* 6 13C2-PFOA

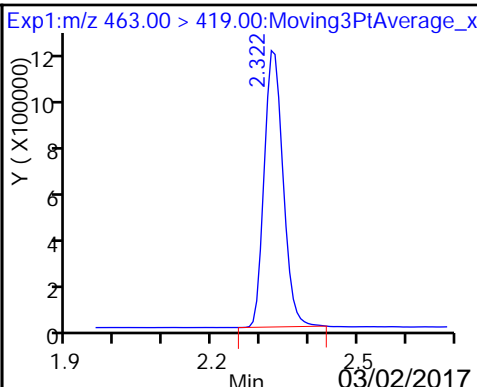
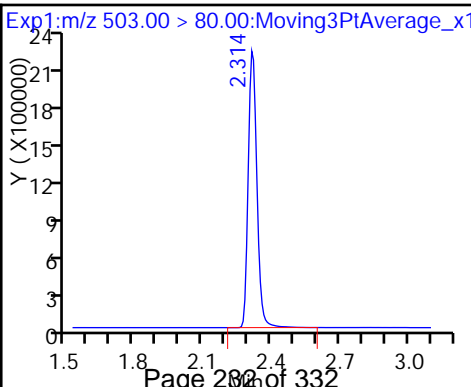
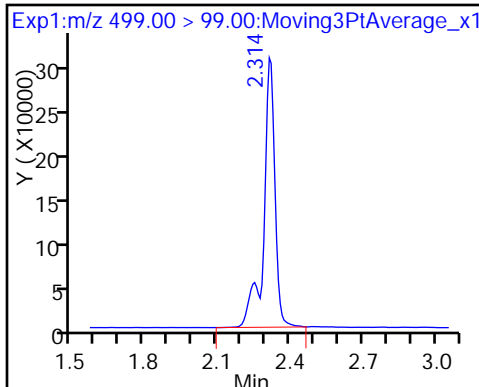
8 Perfluorooctane sulfonic acid



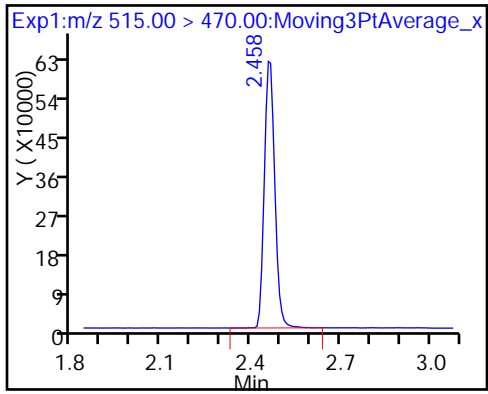
8 Perfluorooctane sulfonic acid

* 7 13C4 PFOS

9 Perfluorononanoic acid



\$ 10 13C2 PFDA



FORM VII
LCMS CONTINUING CALIBRATION DATA

Lab Name: TestAmerica Sacramento Job No.: 320-26004-1
 SDG No.: _____
 Lab Sample ID: CCV 320-152592/15 Calibration Date: 02/28/2017 17:09
 Instrument ID: A8_N Calib Start Date: 02/28/2017 14:41
 GC Column: GeminiC18 3x100 ID: 3.00 (mm) Calib End Date: 02/28/2017 15:03
 Lab File ID: 2017.02.28_537_015.d Conc. Units: ng/mL

ANALYTE	CURVE TYPE	AVE RRF	RRF	MIN RRF	CALC AMOUNT	SPIKE AMOUNT	%D	MAX %D
Perfluorobutanesulfonic acid (PFBS)	Ave	1.491	1.251		113	135	-16.1	30.0
Perfluoroheptanoic acid	Ave	0.9178	0.8979		14.5	14.9	-2.2	30.0
Perfluorohexanesulfonic acid	Ave	1.372	1.530		50.6	45.4	11.5	30.0
Perfluorooctanoic acid (PFOA)	Ave	0.9600	0.8901		27.1	29.3	-7.3	30.0
Perfluorooctanesulfonic acid (PFOS)	Ave	1.089	1.112		61.3	60.1	2.1	30.0
Perfluorononanoic acid	Ave	0.7646	0.6866		27.9	31.1	-10.2	30.0
13C2 PFHxA	Ave	1.024	1.074		10.5	10.0	4.9	30.0
13C2 PFDA	Ave	0.7568	0.7143		9.44	10.0	-5.6	30.0

TestAmerica Sacramento
Target Compound Quantitation Report

Data File: \\ChromNa\Sacramento\ChromData\A8_N\20170228-40335.b\2017.02.28_537_015.d
 Lims ID: CCV L5
 Client ID:
 Sample Type: CCVIS
 Inject. Date: 28-Feb-2017 17:09:16 ALS Bottle#: 5 Worklist Smp#: 15
 Injection Vol: 2.0 ul Dil. Factor: 1.0000
 Sample Info: CCV L5
 Misc. Info.: Plate: 1 Rack: 1
 Operator ID: A8-PC\A8 Instrument ID: A8_N
 Sublist: chrom-537_A8_N*sub1
 Method: \\ChromNa\Sacramento\ChromData\A8_N\20170228-40335.b\537_A8_N.m
 Limit Group: LC 537 ICAL
 Last Update: 01-Mar-2017 13:17:29 Calib Date: 28-Feb-2017 15:03:35
 Integrator: Picker
 Quant Method: Internal Standard Quant By: Initial Calibration
 Last ICal File: \\ChromNA\Sacramento\ChromData\A8_N\20170228-40333.b\2017.02.28_537CURVE_008.d
 Column 1 : Det: EXP1
 Process Host: XAWRK024

First Level Reviewer: barnettj Date: 01-Mar-2017 13:17:24

Signal	RT	EXP RT	DLT RT	REL RT	Response	Amount ng/ml	Ratio(Limits)	S/N	Flags
1 Perfluorobutanesulfonic acid									
298.90 > 80.00	1.548	1.627	-0.079	1.000	40918730	113.0		1454	
298.90 > 99.00	1.540	1.627	-0.087	0.995	21256173		1.93(0.00-0.00)	2021	
\$ 2 13C2 PFHxA									
315.00 > 270.00	1.677	1.765	-0.088	1.000	2724474	10.5		6176	
3 Perfluorohexanesulfonic acid									
399.00 > 80.00	1.836	1.938	-0.102	1.000	16863925	50.6		2432	
4 Perfluoroheptanoic acid									
363.00 > 319.00	1.836	1.940	-0.104	1.000	3381311	14.5		316	
5 Perfluorooctanoic acid									
413.00 > 369.00	2.041	2.172	-0.131	1.000	6608540	27.1		445	
413.00 > 169.00	2.041	2.172	-0.131	1.000	3952496		1.67(0.00-0.00)	2813	
* 6 13C2-PFOA									
415.00 > 370.00	2.041	2.172	-0.131		2535805	10.0		4788	
8 Perfluorooctane sulfonic acid									
499.00 > 80.00	2.284	2.284	0.0	1.000	16229895	61.3		4265	M
499.00 > 99.00	2.284	2.284	0.0	1.000	3940974		4.12(0.00-0.00)	3568	M
* 7 13C4 PFOS									
503.00 > 80.00	2.284	2.395	-0.111		6966148	28.7		8854	
9 Perfluorononanoic acid									
463.00 > 419.00	2.291	2.404	-0.113	1.000	5416975	27.9		1311	
\$ 10 13C2 PFDA									
515.00 > 470.00	2.435	2.530	-0.095	1.000	1811429	9.44		2101	

QC Flag Legend

Review Flags

M - Manually Integrated

Reagents:

LC537-L5_00020

Amount Added: 1.00

Units: mL

TestAmerica Sacramento

Data File: \\ChromNa\Sacramento\ChromData\A8_N\20170228-40335.b\2017.02.28_537_015.d

Injection Date: 28-Feb-2017 17:09:16

Instrument ID: A8_N

Lims ID: CCV L5

Client ID:

Operator ID: A8-PC\A8

ALS Bottle#: 5

Worklist Smp#: 15

Injection Vol: 2.0 ul

Dil. Factor: 1.0000

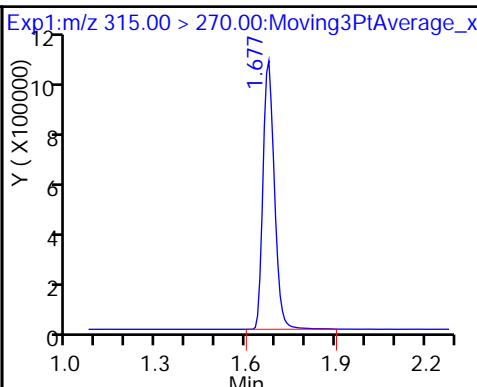
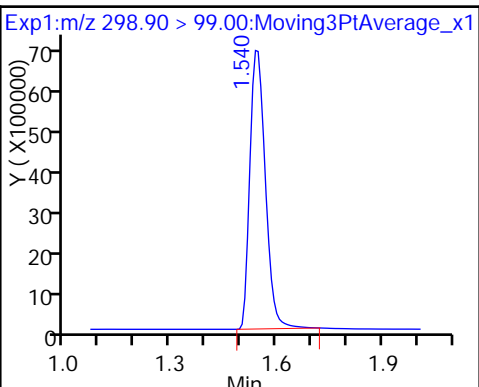
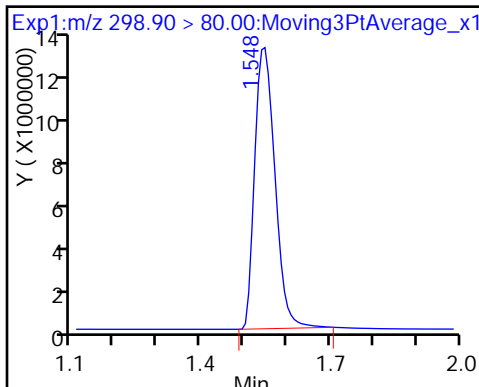
Method: 537_A8_N

Limit Group: LC 537 ICAL

1 Perfluorobutanesulfonic acid

1 Perfluorobutanesulfonic acid

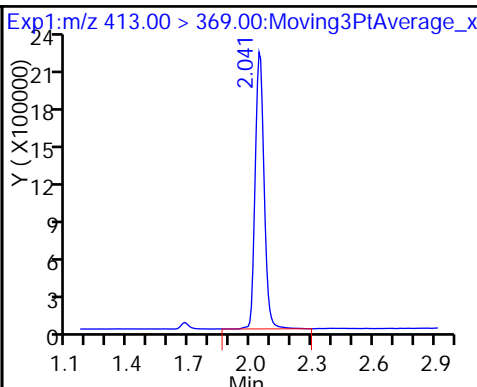
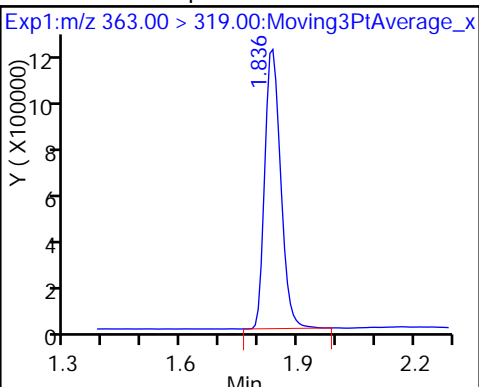
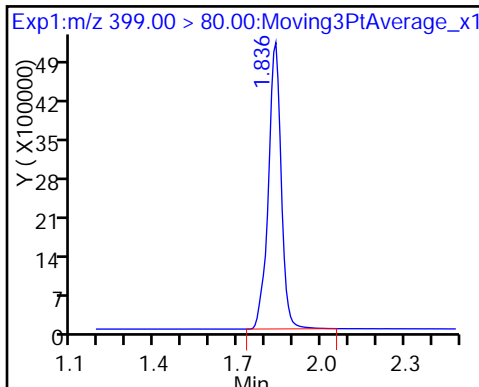
\$ 2 13C2 PFHxA



3 Perfluorohexanesulfonic acid

4 Perfluoroheptanoic acid

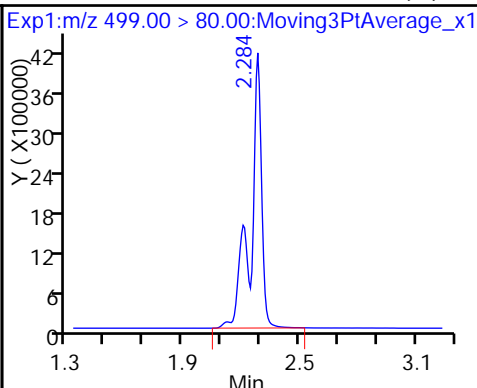
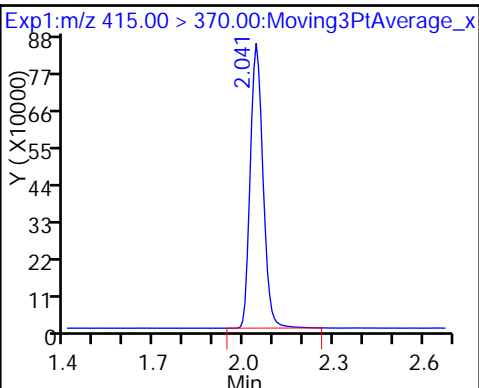
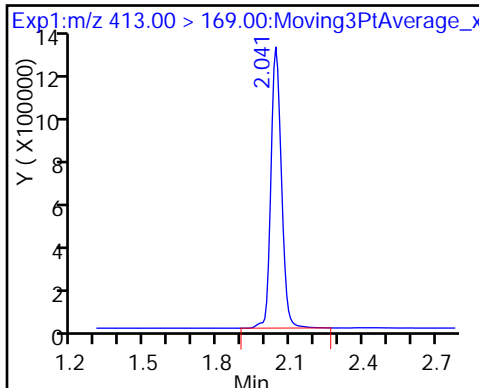
5 Perfluorooctanoic acid



5 Perfluorooctanoic acid

* 6 13C2-PFOA

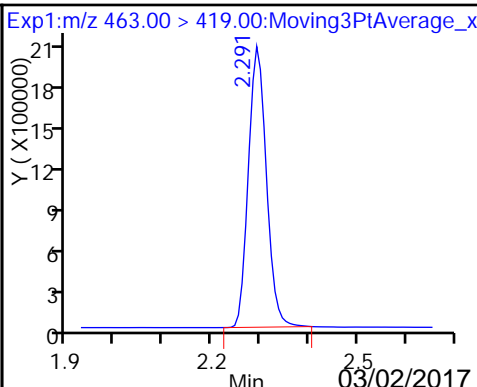
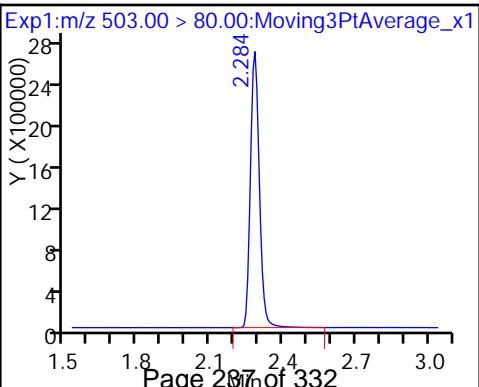
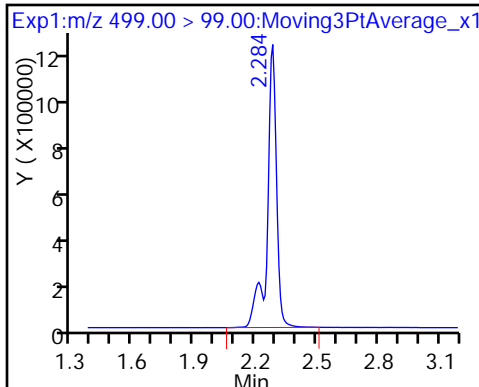
8 Perfluorooctane sulfonic acid (M)



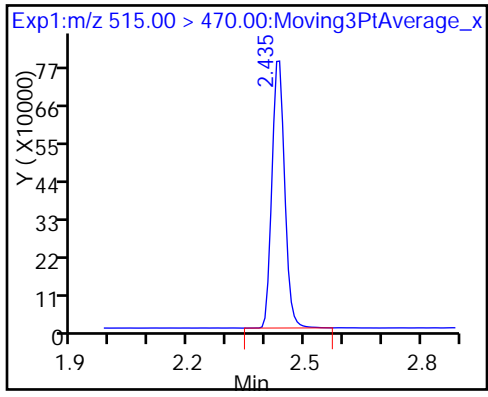
8 Perfluorooctane sulfonic acid

* 7 13C4 PFOS

9 Perfluorononanoic acid



\$ 10 13C2 PFDA



TestAmerica Sacramento

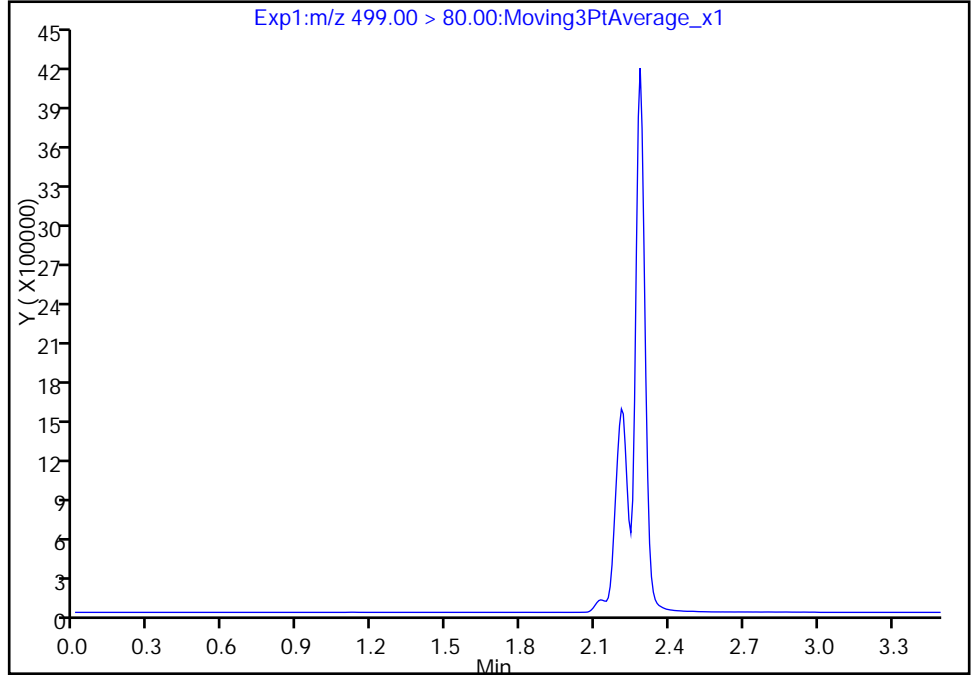
Data File: \\ChromNa\Sacramento\ChromData\A8_N\20170228-40335.b\2017.02.28_537_015.d
Injection Date: 28-Feb-2017 17:09:16 Instrument ID: A8_N
Lims ID: CCV L5
Client ID:
Operator ID: A8-PC\A8 ALS Bottle#: 5 Worklist Smp#: 15
Injection Vol: 2.0 ul Dil. Factor: 1.0000
Method: 537_A8_N Limit Group: LC 537 ICAL
Column: Detector EXP1

8 Perfluorooctane sulfonic acid, CAS: 1763-23-1

Signal: 1

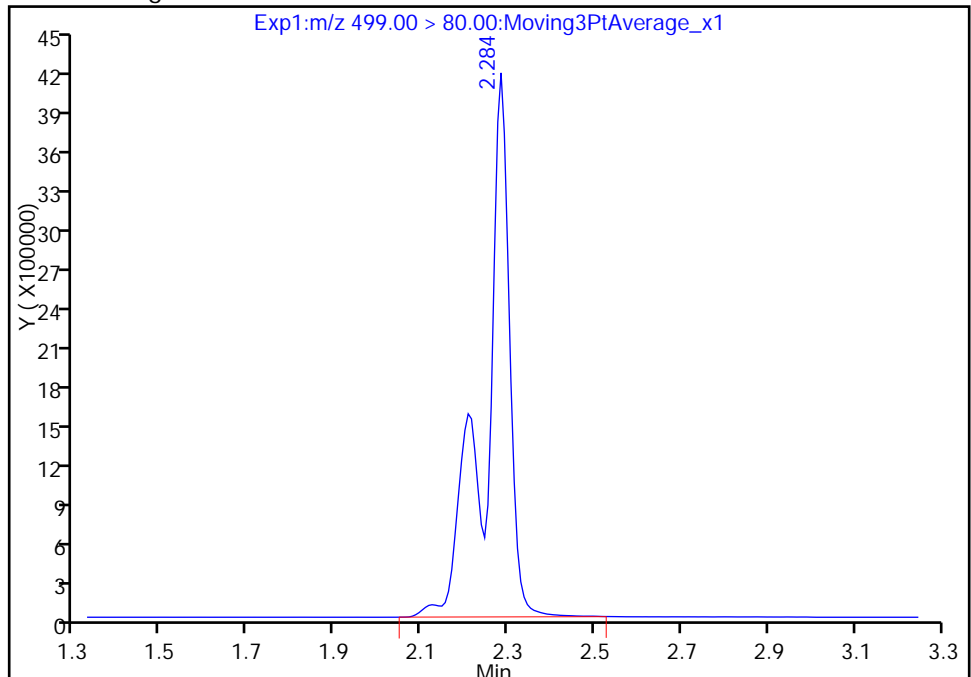
Not Detected
Expected RT: 2.28

Processing Integration Results



Manual Integration Results

RT: 2.28
Area: 16229895
Amount: 61.336281
Amount Units: ng/ml



Reviewer: barnettj, 01-Mar-2017 13:17:29
Audit Action: Assigned Compound ID

Audit Reason:

TestAmerica Sacramento

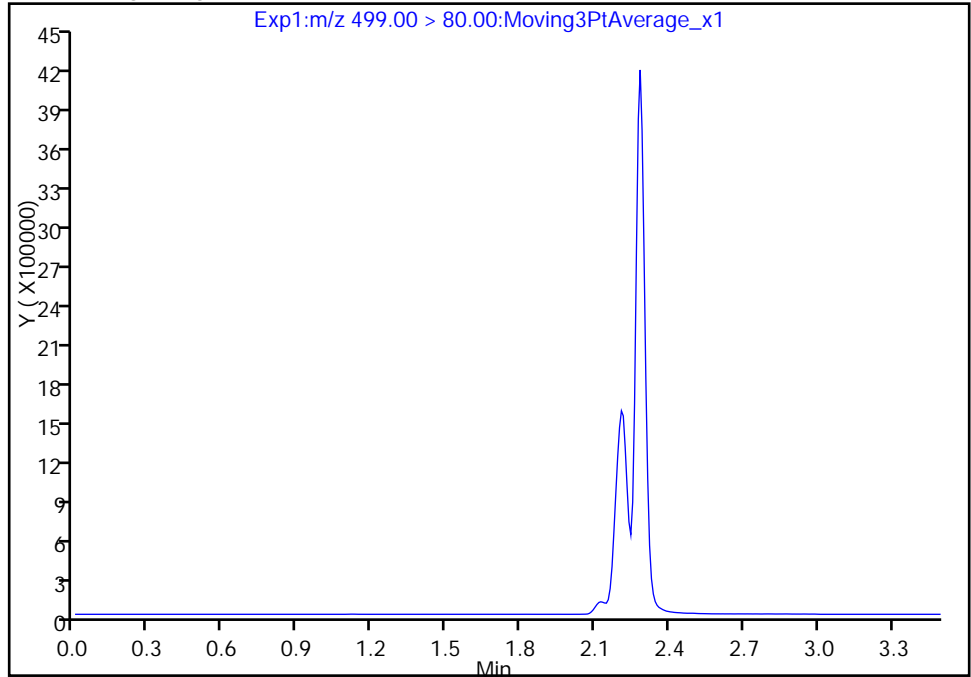
Data File: \\ChromNa\Sacramento\ChromData\A8_N\20170228-40335.b\2017.02.28_537_015.d
Injection Date: 28-Feb-2017 17:09:16 Instrument ID: A8_N
Lims ID: CCV L5
Client ID:
Operator ID: A8-PC\A8 ALS Bottle#: 5 Worklist Smp#: 15
Injection Vol: 2.0 ul Dil. Factor: 1.0000
Method: 537_A8_N Limit Group: LC 537 ICAL
Column: Detector EXP1

8 Perfluorooctane sulfonic acid, CAS: 1763-23-1

Signal: 1

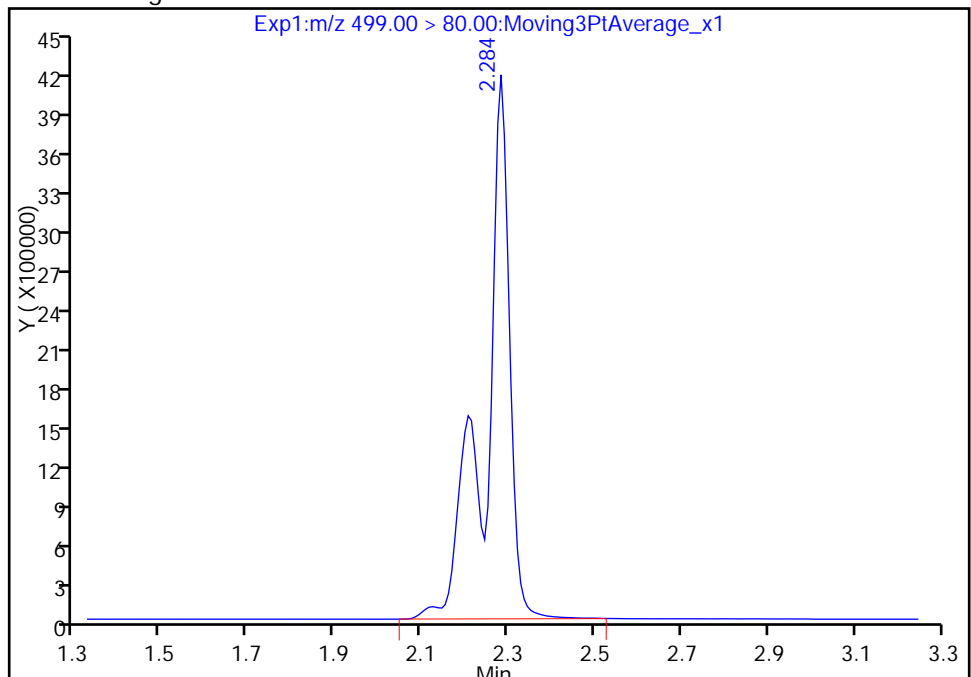
Not Detected
Expected RT: 2.28

Processing Integration Results



Manual Integration Results

RT: 2.28
Area: 16229895
Amount: 61.336281
Amount Units: ng/ml



Reviewer: barnettj, 01-Mar-2017 13:17:29

Audit Action: Manually Integrated

Audit Reason: Missed Peak

FORM VII
LCMS CONTINUING CALIBRATION DATA

Lab Name: TestAmerica Sacramento Job No.: 320-26004-1
 SDG No.: _____
 Lab Sample ID: CCV 320-152592/26 Calibration Date: 02/28/2017 17:57
 Instrument ID: A8_N Calib Start Date: 02/28/2017 14:41
 GC Column: GeminiC18 3x100 ID: 3.00 (mm) Calib End Date: 02/28/2017 15:03
 Lab File ID: 2017.02.28C_537_011.d Conc. Units: ng/mL

ANALYTE	CURVE TYPE	AVE RRF	RRF	MIN RRF	CALC AMOUNT	SPIKE AMOUNT	%D	MAX %D
Perfluorobutanesulfonic acid (PFBS)	Ave	1.491	1.755		53.1	45.1	17.7	30.0
Perfluorohexanesulfonic acid	Ave	1.372	1.572		17.4	15.2	14.6	30.0
Perfluoroheptanoic acid	Ave	0.9178	0.9622		5.22	4.97	4.8	30.0
Perfluorooctanoic acid (PFOA)	Ave	0.9600	0.9477		9.68	9.81	-1.3	30.0
Perfluorooctanesulfonic acid (PFOS)	Ave	1.089	1.105		20.4	20.1	1.4	30.0
Perfluorononanoic acid	Ave	0.7646	0.7306		9.96	10.4	-4.4	30.0
13C2 PFHxA	Ave	1.024	1.026		10.0	10.0	0.2	30.0
13C2 PFDA	Ave	0.7568	0.6790		8.97	10.0	-10.3	30.0

FORM VII
LCMS CONTINUING CALIBRATION DATA

Lab Name: TestAmerica Sacramento Job No.: 320-26004-1
 SDG No.: _____
 Lab Sample ID: CCV 320-152593/26 Calibration Date: 02/28/2017 17:57
 Instrument ID: A8_N Calib Start Date: 02/28/2017 14:41
 GC Column: GeminiC18 3x100 ID: 3.00 (mm) Calib End Date: 02/28/2017 15:03
 Lab File ID: 2017.02.28C_537_011.d Conc. Units: ng/mL

ANALYTE	CURVE TYPE	AVE RRF	RRF	MIN RRF	CALC AMOUNT	SPIKE AMOUNT	%D	MAX %D
Perfluorobutanesulfonic acid (PFBS)	Ave	1.491	1.755		53.1	45.1	17.7	30.0
Perfluorohexanesulfonic acid	Ave	1.372	1.572		17.4	15.2	14.6	30.0
Perfluoroheptanoic acid	Ave	0.9178	0.9622		5.22	4.97	4.8	30.0
Perfluorooctanoic acid (PFOA)	Ave	0.9600	0.9477		9.68	9.81	-1.3	30.0
Perfluorooctanesulfonic acid (PFOS)	Ave	1.089	1.105		20.4	20.1	1.4	30.0
Perfluorononanoic acid	Ave	0.7646	0.7306		9.96	10.4	-4.4	30.0
13C2 PFHxA	Ave	1.024	1.026		10.0	10.0	0.2	30.0
13C2 PFDA	Ave	0.7568	0.6790		8.97	10.0	-10.3	30.0

TestAmerica Sacramento
Target Compound Quantitation Report

Data File: \\ChromNa\Sacramento\ChromData\A8_N\20170228-40335.b\2017.02.28C_537_011.d
 Lims ID: CCV L3
 Client ID:
 Sample Type: CCVIS
 Inject. Date: 28-Feb-2017 17:57:40 ALS Bottle#: 3 Worklist Smp#: 26
 Injection Vol: 2.0 ul Dil. Factor: 1.0000
 Sample Info: CCV L3
 Misc. Info.: Plate: 1 Rack: 1
 Operator ID: A8-PC\A8 Instrument ID: A8_N
 Sublist: chrom-537_A8_N*sub1
 Method: \\ChromNa\Sacramento\ChromData\A8_N\20170228-40335.b\537_A8_N.m
 Limit Group: LC 537 ICAL
 Last Update: 01-Mar-2017 13:45:35 Calib Date: 28-Feb-2017 15:03:35
 Integrator: Picker
 Quant Method: Internal Standard Quant By: Initial Calibration
 Last ICal File: \\ChromNA\Sacramento\ChromData\A8_N\20170228-40333.b\2017.02.28_537CURVE_008.d
 Column 1 : Det: EXP1
 Process Host: XAWRK024

First Level Reviewer: barnettj Date: 01-Mar-2017 13:30:02

Signal	RT	EXP RT	DLT RT	REL RT	Response	Amount ng/ml	Ratio(Limits)	S/N	Flags
1 Perfluorobutanesulfonic acid									
298.90 > 80.00	1.533	1.627	-0.094	1.000	18030777	53.1		1176	
298.90 > 99.00	1.533	1.627	-0.094	1.000	7969173		2.26(0.00-0.00)	1425	
\$ 2 13C2 PFHxA									
315.00 > 270.00	1.669	1.765	-0.096	1.000	2432199	10.0		5124	
3 Perfluorohexanesulfonic acid									
399.00 > 80.00	1.821	1.938	-0.117	1.000	5446397	17.4		1166	
4 Perfluoroheptanoic acid									
363.00 > 319.00	1.828	1.940	-0.112	1.000	1135224	5.22		108	
5 Perfluorooctanoic acid									
413.00 > 369.00	2.033	2.172	-0.139	1.000	2204485	9.68		165	
413.00 > 169.00	2.033	2.172	-0.139	1.000	1270563		1.74(0.00-0.00)	1343	
* 6 13C2-PFOA									
415.00 > 370.00	2.033	2.172	-0.139		2371627	10.0		5115	
8 Perfluorooctane sulfonic acid									
499.00 > 80.00	2.276	2.276	0.0	1.000	5068960	20.4		1698	M
499.00 > 99.00	2.200	2.276	-0.076	0.967	1208415		4.19(0.00-0.00)	217	M
* 7 13C4 PFOS									
503.00 > 80.00	2.276	2.395	-0.119		6534438	28.7		8033	
9 Perfluorononanoic acid									
463.00 > 419.00	2.284	2.404	-0.120	1.000	1806033	9.96		490	
\$ 10 13C2 PFDA									
515.00 > 470.00	2.420	2.530	-0.110	1.000	1610222	8.97		2066	

QC Flag Legend

Review Flags

M - Manually Integrated

Reagents:

LC537-L3_00019

Amount Added: 1.00

Units: mL

TestAmerica Sacramento
Target Compound Quantitation Report

Data File: \\ChromNa\Sacramento\ChromData\A8_N\20170228-40335.b\2017.02.28C_537_011.d
 Lims ID: CCV L3
 Client ID:
 Sample Type: CCVIS
 Inject. Date: 28-Feb-2017 17:57:40 ALS Bottle#: 3 Worklist Smp#: 26
 Injection Vol: 2.0 ul Dil. Factor: 1.0000
 Sample Info: CCV L3
 Misc. Info.: Plate: 1 Rack: 1
 Operator ID: A8-PC\A8 Instrument ID: A8_N
 Sublist: chrom-537_A8_N*sub1
 Method: \\ChromNa\Sacramento\ChromData\A8_N\20170228-40335.b\537_A8_N.m
 Limit Group: LC 537 ICAL
 Last Update: 01-Mar-2017 13:45:35 Calib Date: 28-Feb-2017 15:03:35
 Integrator: Picker
 Quant Method: Internal Standard Quant By: Initial Calibration
 Last ICal File: \\ChromNA\Sacramento\ChromData\A8_N\20170228-40333.b\2017.02.28_537CURVE_008.d

Column 1 : Det: EXP1
 Process Host: XAWRK024

First Level Reviewer: barnettj Date: 01-Mar-2017 13:30:02

Signal	RT	EXP RT	DLT RT	REL RT	Response	Amount ng/ml	Ratio(Limits)	S/N	Flags
1 Perfluorobutanesulfonic acid									
298.90 > 80.00	1.533	1.627	-0.094	1.000	18030777	53.1		1176	
298.90 > 99.00	1.533	1.627	-0.094	1.000	7969173		2.26(0.00-0.00)	1425	
\$ 2 13C2 PFHxA									
315.00 > 270.00	1.669	1.765	-0.096	1.000	2432199	10.0		5124	
3 Perfluorohexanesulfonic acid									
399.00 > 80.00	1.821	1.938	-0.117	1.000	5446397	17.4		1166	
4 Perfluoroheptanoic acid									
363.00 > 319.00	1.828	1.940	-0.112	1.000	1135224	5.22		108	
5 Perfluorooctanoic acid									
413.00 > 369.00	2.033	2.172	-0.139	1.000	2204485	9.68		165	
413.00 > 169.00	2.033	2.172	-0.139	1.000	1270563		1.74(0.00-0.00)	1343	
* 6 13C2-PFOA									
415.00 > 370.00	2.033	2.172	-0.139		2371627	10.0		5115	
8 Perfluorooctane sulfonic acid									
499.00 > 80.00	2.276	2.276	0.0	1.000	5068960	20.4		1698	M
499.00 > 99.00	2.200	2.276	-0.076	0.967	1208415		4.19(0.00-0.00)	217	M
* 7 13C4 PFOS									
503.00 > 80.00	2.276	2.395	-0.119		6534438	28.7		8033	
9 Perfluorononanoic acid									
463.00 > 419.00	2.284	2.404	-0.120	1.000	1806033	9.96		490	
\$ 10 13C2 PFDA									
515.00 > 470.00	2.420	2.530	-0.110	1.000	1610222	8.97		2066	

QC Flag Legend

Review Flags

M - Manually Integrated

Reagents:

LC537-L3_00019

Amount Added: 1.00

Units: mL

TestAmerica Sacramento

Data File: \\ChromNa\Sacramento\ChromData\A8_N\20170228-40335.b\2017.02.28C_537_011.d

Injection Date: 28-Feb-2017 17:57:40

Instrument ID: A8_N

Lims ID: CCV L3

Client ID:

Operator ID: A8-PC\A8

ALS Bottle#: 3

Worklist Smp#: 26

Injection Vol: 2.0 ul

Dil. Factor: 1.0000

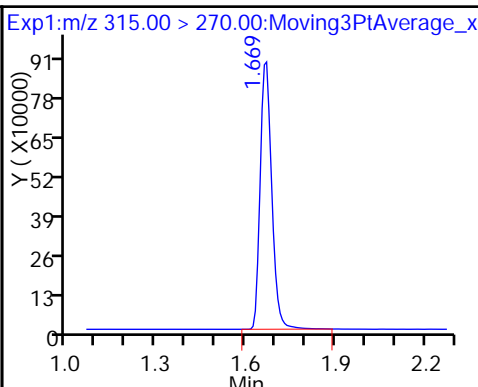
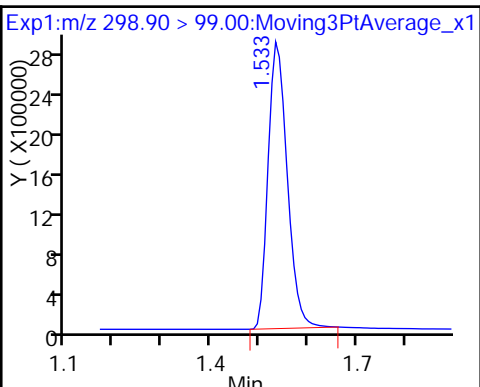
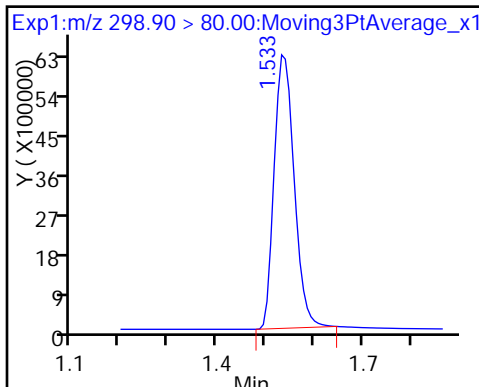
Method: 537_A8_N

Limit Group: LC 537 ICAL

1 Perfluorobutanesulfonic acid

1 Perfluorobutanesulfonic acid

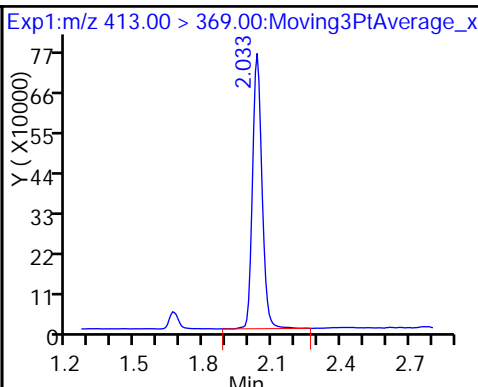
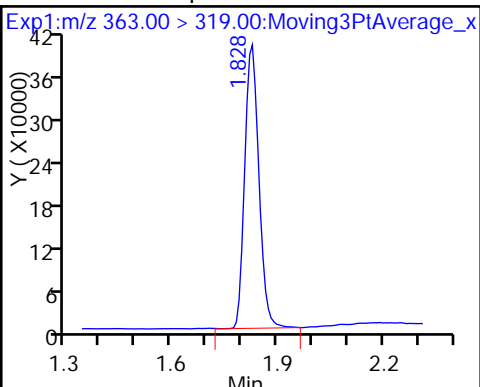
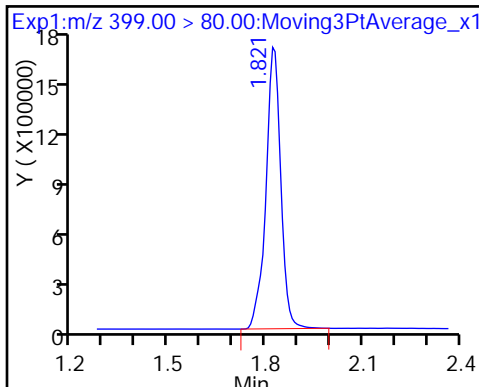
\$ 2 13C2 PFHxA



3 Perfluorohexanesulfonic acid

4 Perfluoroheptanoic acid

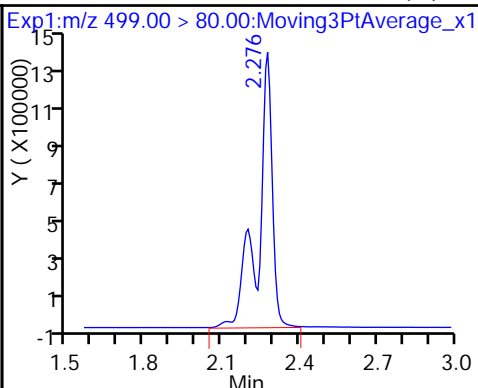
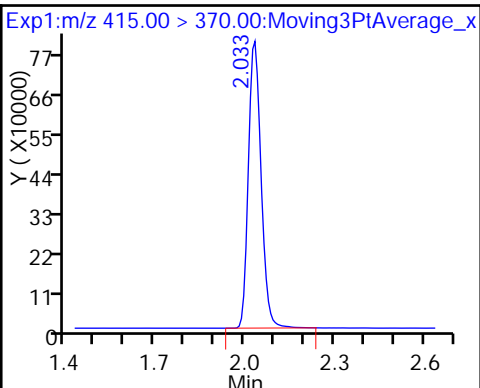
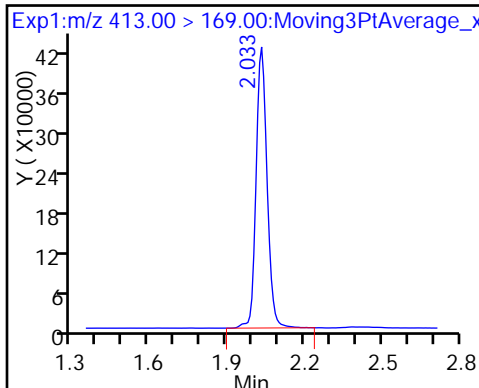
5 Perfluorooctanoic acid



5 Perfluorooctanoic acid

* 6 13C2-PFOA

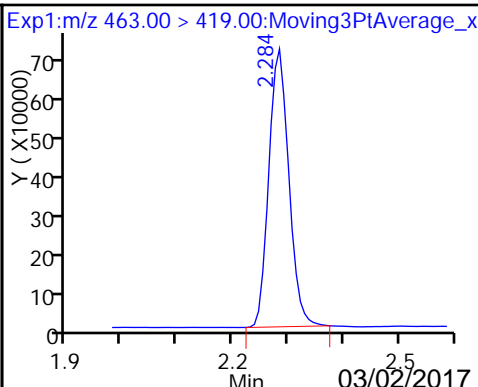
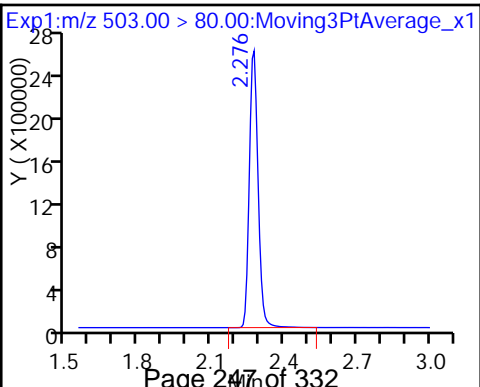
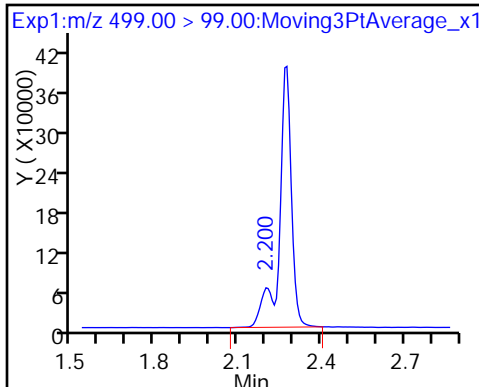
8 Perfluorooctane sulfonic acid (M)



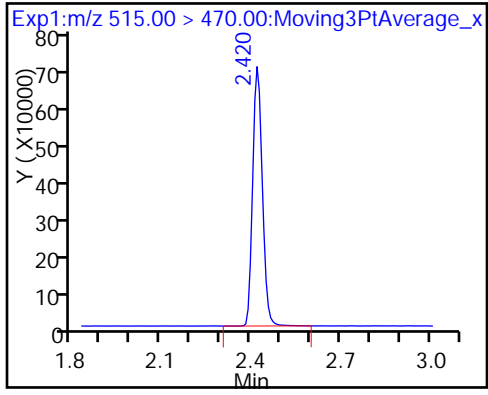
8 Perfluorooctane sulfonic acid

* 7 13C4 PFOS

9 Perfluorononanoic acid



\$ 10 13C2 PFDA



TestAmerica Sacramento

Data File: \\ChromNa\Sacramento\ChromData\A8_N\20170228-40335.b\2017.02.28C_537_011.d

Injection Date: 28-Feb-2017 17:57:40

Instrument ID: A8_N

Lims ID: CCV L3

Client ID:

Operator ID: A8-PC\A8

ALS Bottle#: 3

Worklist Smp#: 26

Injection Vol: 2.0 ul

Dil. Factor: 1.0000

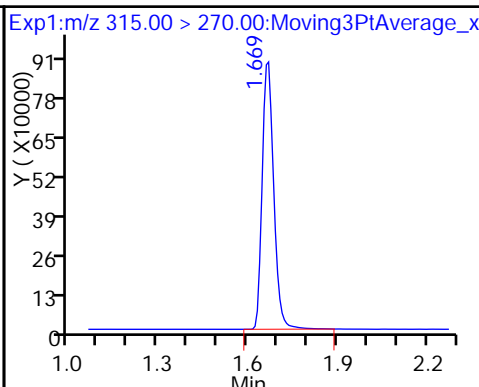
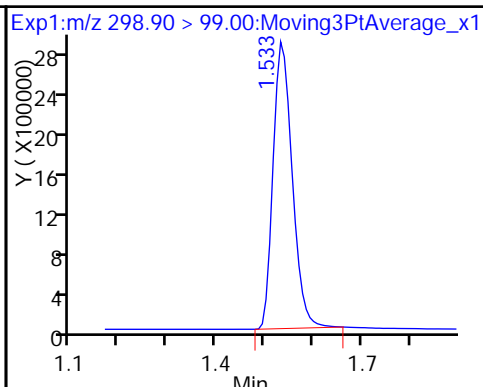
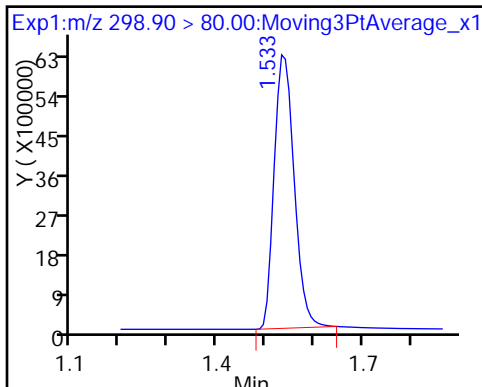
Method: 537_A8_N

Limit Group: LC 537 ICAL

1 Perfluorobutanesulfonic acid

1 Perfluorobutanesulfonic acid

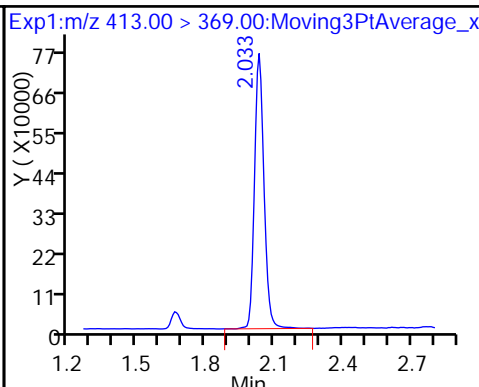
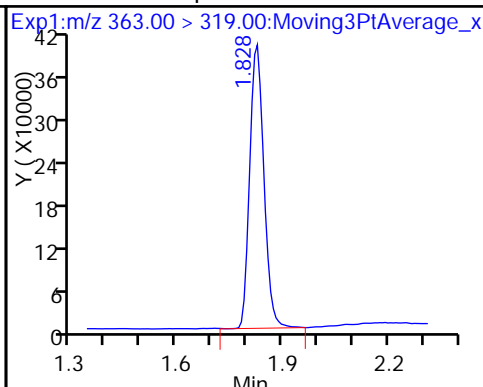
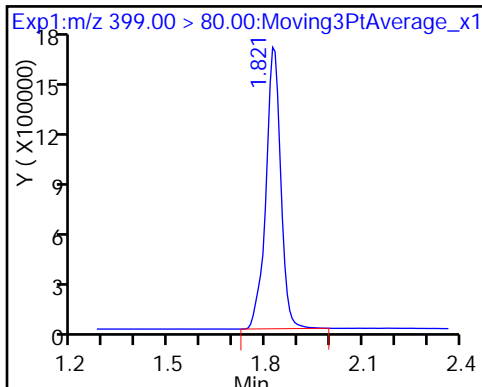
\$ 2 13C2 PFHxA



3 Perfluorohexanesulfonic acid

4 Perfluoroheptanoic acid

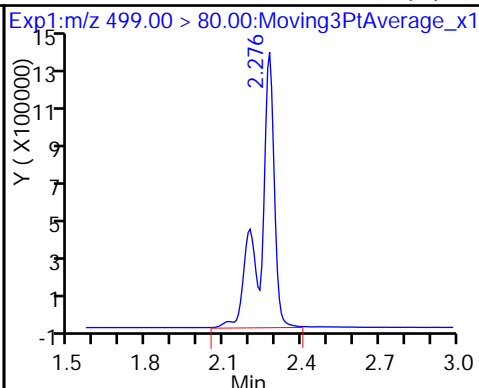
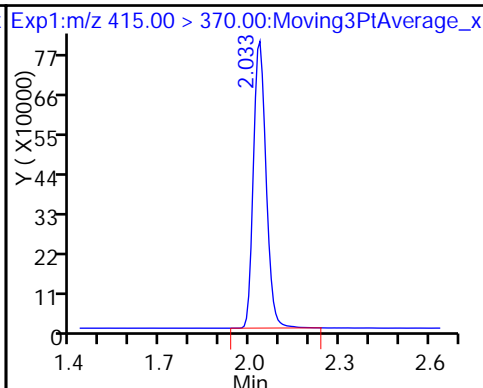
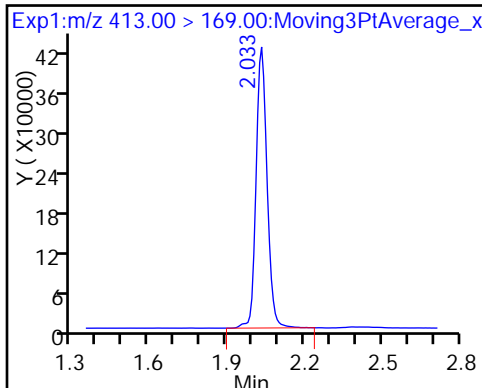
5 Perfluorooctanoic acid



5 Perfluorooctanoic acid

* 6 13C2-PFOA

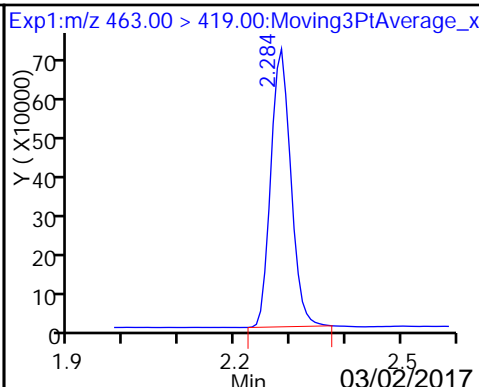
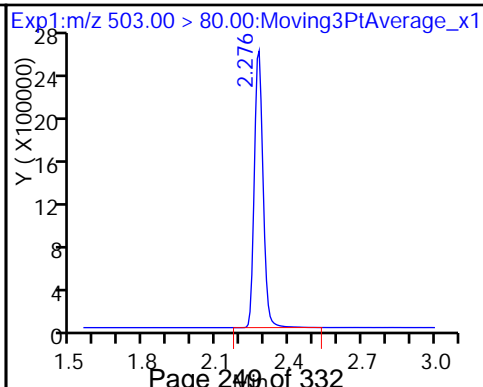
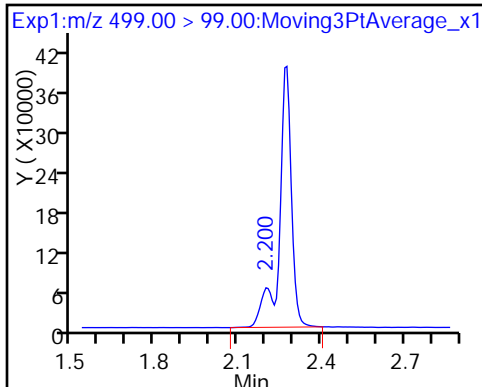
8 Perfluorooctane sulfonic acid (M)



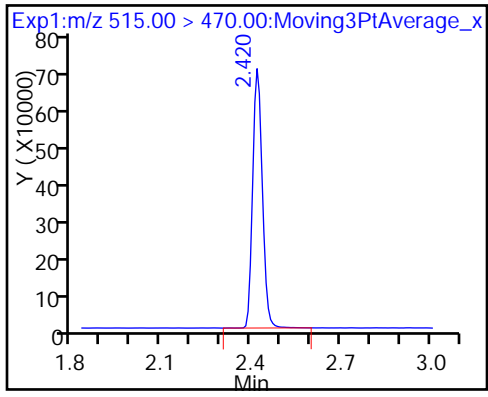
8 Perfluorooctane sulfonic acid

* 7 13C4 PFOS

9 Perfluorononanoic acid



\$ 10 13C2 PFDA



TestAmerica Sacramento

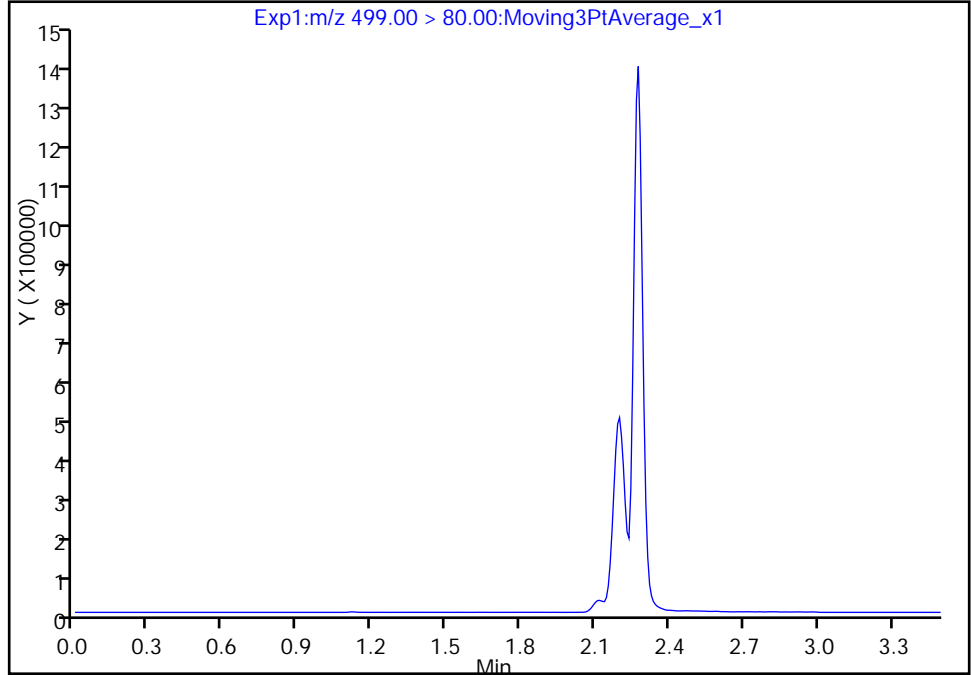
Data File: \\ChromNa\Sacramento\ChromData\A8_N\20170228-40335.b\2017.02.28C_537_011.d
Injection Date: 28-Feb-2017 17:57:40 Instrument ID: A8_N
Lims ID: CCV L3
Client ID:
Operator ID: A8-PC\A8 ALS Bottle#: 3 Worklist Smp#: 26
Injection Vol: 2.0 ul Dil. Factor: 1.0000
Method: 537_A8_N Limit Group: LC 537 ICAL
Column: Detector EXP1

8 Perfluorooctane sulfonic acid, CAS: 1763-23-1

Signal: 1

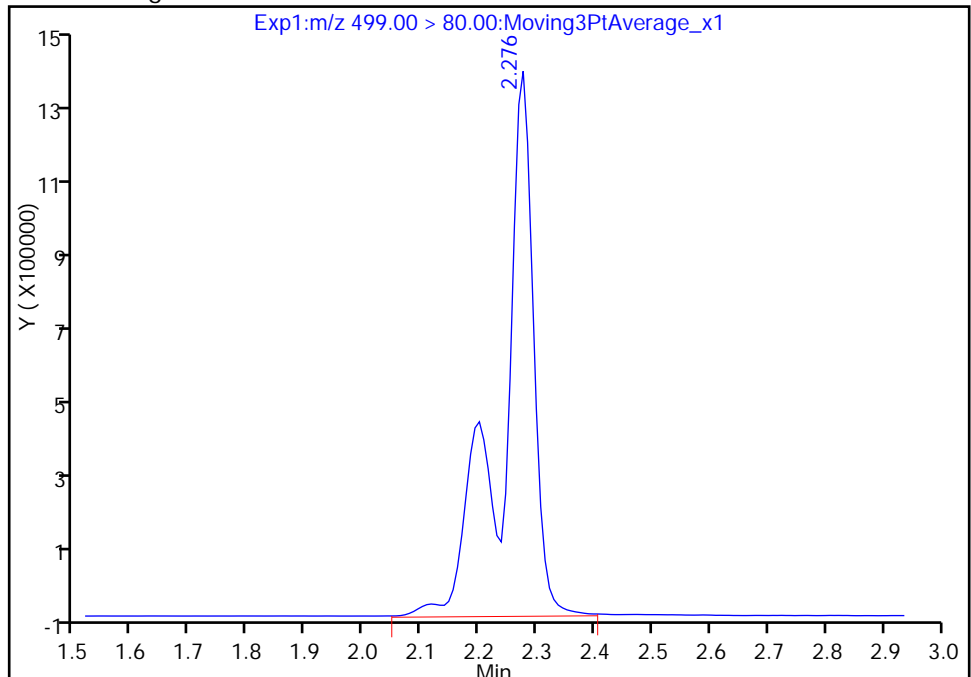
Not Detected
Expected RT: 2.28

Processing Integration Results



Manual Integration Results

RT: 2.28
Area: 5068960
Amount: 20.422319
Amount Units: ng/ml



Reviewer: barnettj, 01-Mar-2017 13:45:34
Audit Action: Assigned Compound ID

Audit Reason: Missed Peak

TestAmerica Sacramento

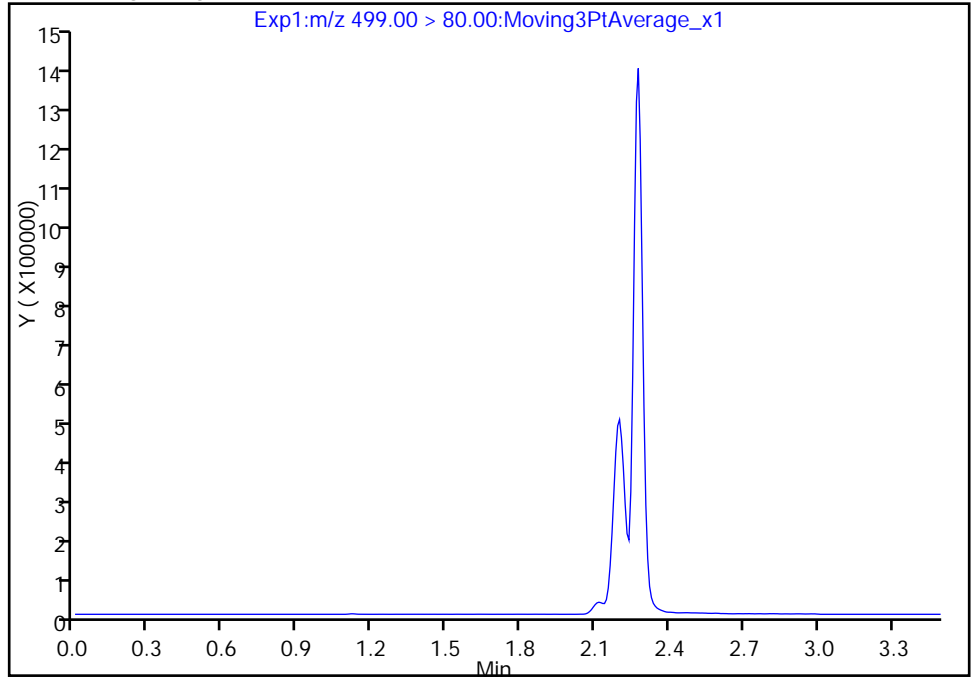
Data File: \\ChromNa\Sacramento\ChromData\A8_N\20170228-40335.b\2017.02.28C_537_011.d
Injection Date: 28-Feb-2017 17:57:40 Instrument ID: A8_N
Lims ID: CCV L3
Client ID:
Operator ID: A8-PC\A8 ALS Bottle#: 3 Worklist Smp#: 26
Injection Vol: 2.0 ul Dil. Factor: 1.0000
Method: 537_A8_N Limit Group: LC 537 ICAL
Column: Detector EXP1

8 Perfluorooctane sulfonic acid, CAS: 1763-23-1

Signal: 1

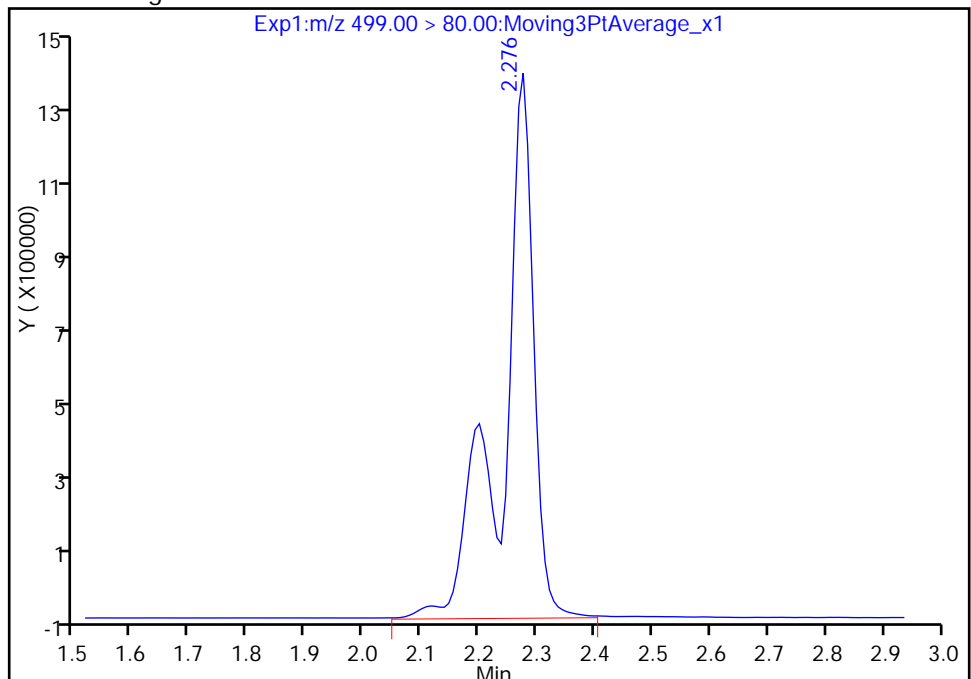
Not Detected
Expected RT: 2.28

Processing Integration Results



Manual Integration Results

RT: 2.28
Area: 5068960
Amount: 20.422319
Amount Units: ng/ml



Reviewer: barnettj, 01-Mar-2017 13:45:34

Audit Action: Manually Integrated

Audit Reason: Missed Peak

TestAmerica Sacramento

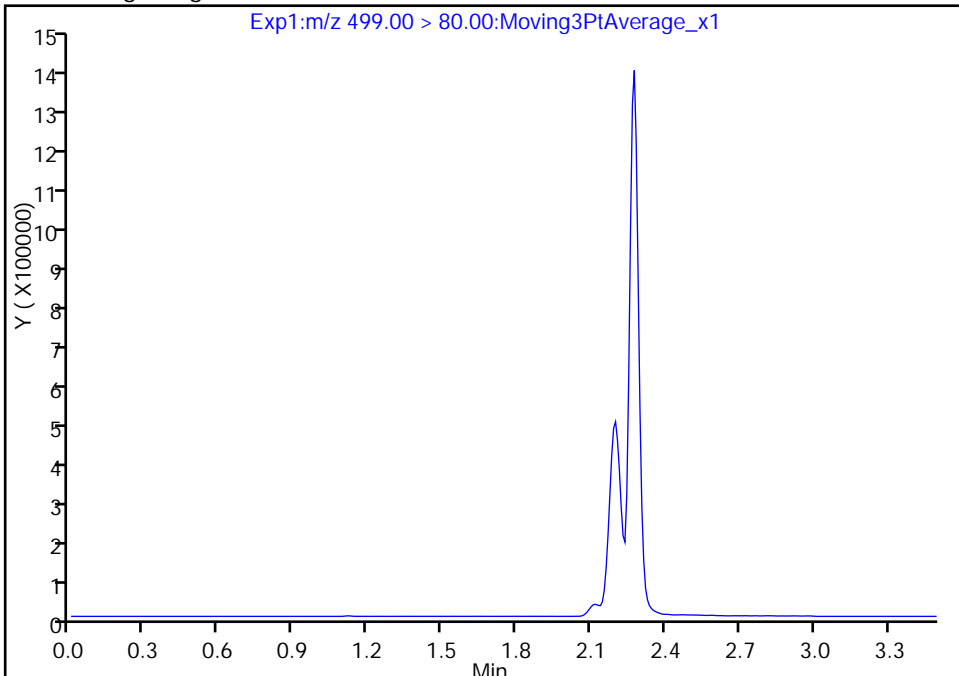
Data File: \\ChromNa\Sacramento\ChromData\A8_N\20170228-40335.b\2017.02.28C_537_011.d
Injection Date: 28-Feb-2017 17:57:40 Instrument ID: A8_N
Lims ID: CCV L3
Client ID:
Operator ID: A8-PC\A8 ALS Bottle#: 3 Worklist Smp#: 26
Injection Vol: 2.0 ul Dil. Factor: 1.0000
Method: 537_A8_N Limit Group: LC 537 ICAL
Column: Detector EXP1

8 Perfluorooctane sulfonic acid, CAS: 1763-23-1

Signal: 1

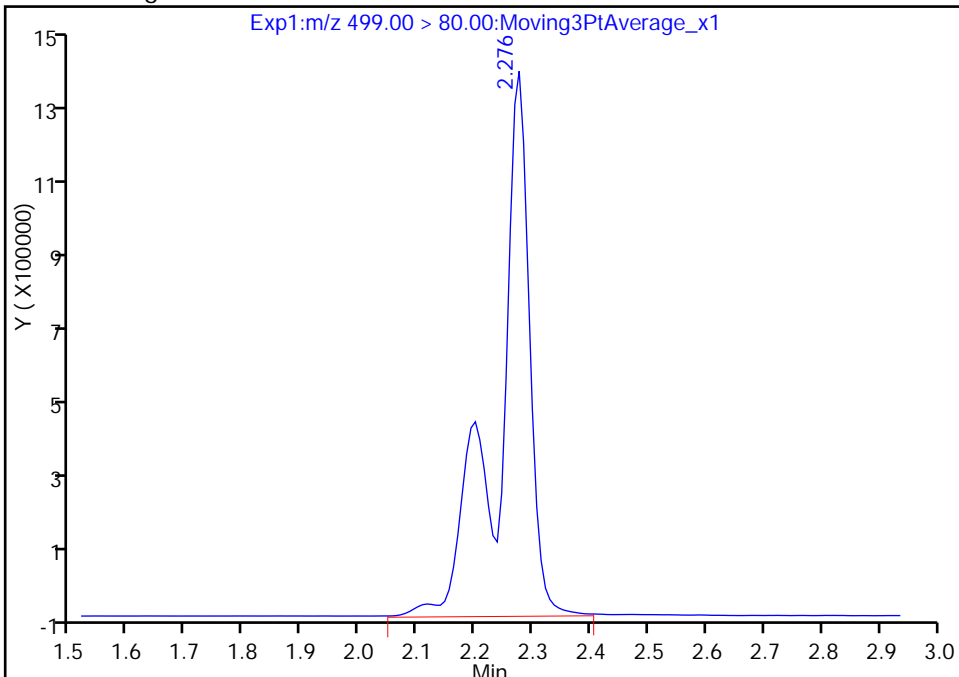
Not Detected
Expected RT: 2.28

Processing Integration Results



Manual Integration Results

RT: 2.28
Area: 5068960
Amount: 20.422319
Amount Units: ng/ml



Reviewer: barnettj, 01-Mar-2017 13:45:34
Audit Action: Assigned Compound ID

Audit Reason: Missed Peak

TestAmerica Sacramento

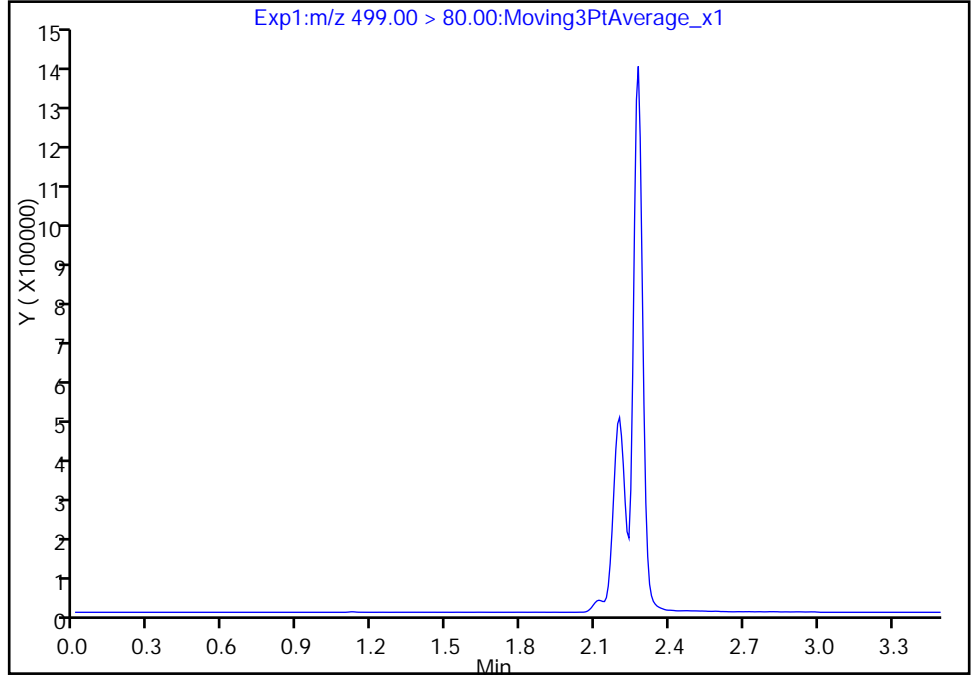
Data File: \\ChromNa\Sacramento\ChromData\A8_N\20170228-40335.b\2017.02.28C_537_011.d
Injection Date: 28-Feb-2017 17:57:40 Instrument ID: A8_N
Lims ID: CCV L3
Client ID:
Operator ID: A8-PC\A8 ALS Bottle#: 3 Worklist Smp#: 26
Injection Vol: 2.0 ul Dil. Factor: 1.0000
Method: 537_A8_N Limit Group: LC 537 ICAL
Column: Detector EXP1

8 Perfluorooctane sulfonic acid, CAS: 1763-23-1

Signal: 1

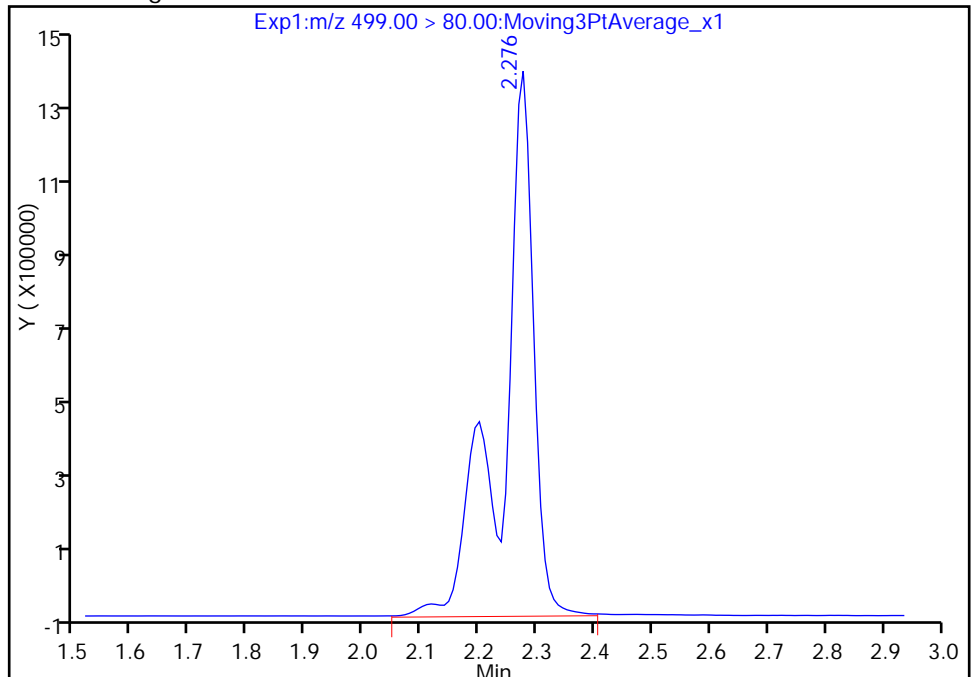
Not Detected
Expected RT: 2.28

Processing Integration Results



Manual Integration Results

RT: 2.28
Area: 5068960
Amount: 20.422319
Amount Units: ng/ml



Reviewer: barnettj, 01-Mar-2017 13:45:34

Audit Action: Manually Integrated

Audit Reason: Missed Peak

FORM VII
LCMS CONTINUING CALIBRATION DATA

Lab Name: TestAmerica Sacramento Job No.: 320-26004-1
 SDG No.: _____
 Lab Sample ID: CCV 320-152593/31 Calibration Date: 02/28/2017 18:19
 Instrument ID: A8_N Calib Start Date: 02/28/2017 14:41
 GC Column: GeminiC18 3x100 ID: 3.00 (mm) Calib End Date: 02/28/2017 15:03
 Lab File ID: 2017.02.28C_537_016.d Conc. Units: ng/mL

ANALYTE	CURVE TYPE	AVE RRF	RRF	MIN RRF	CALC AMOUNT	SPIKE AMOUNT	%D	MAX %D
Perfluorobutanesulfonic acid (PFBS)	Ave	1.491	1.247		113	135	-16.4	30.0
Perfluoroheptanoic acid	Ave	0.9178	0.9311		15.1	14.9	1.4	30.0
Perfluorohexanesulfonic acid	Ave	1.372	1.511		50.0	45.4	10.1	30.0
Perfluorooctanoic acid (PFOA)	Ave	0.9600	0.9224		28.1	29.3	-3.9	30.0
Perfluorooctanesulfonic acid (PFOS)	Ave	1.089	1.058		58.4	60.1	-2.9	30.0
Perfluorononanoic acid	Ave	0.7646	0.7094		28.9	31.1	-7.2	30.0
13C2 PFHxA	Ave	1.024	1.112		10.9	10.0	8.6	30.0
13C2 PFDA	Ave	0.7568	0.7173		9.48	10.0	-5.2	30.0

TestAmerica Sacramento
Target Compound Quantitation Report

Data File: \\ChromNa\Sacramento\ChromData\A8_N\20170228-40335.b\2017.02.28C_537_016.d
 Lims ID: CCV L5
 Client ID:
 Sample Type: CCV
 Inject. Date: 28-Feb-2017 18:19:42 ALS Bottle#: 5 Worklist Smp#: 31
 Injection Vol: 2.0 ul Dil. Factor: 1.0000
 Sample Info: CCV L5
 Misc. Info.: Plate: 1 Rack: 1
 Operator ID: A8-PC\A8 Instrument ID: A8_N
 Sublist: chrom-537_A8_N*sub1
 Method: \\ChromNa\Sacramento\ChromData\A8_N\20170228-40335.b\537_A8_N.m
 Limit Group: LC 537 ICAL
 Last Update: 01-Mar-2017 13:45:46 Calib Date: 28-Feb-2017 15:03:35
 Integrator: Picker
 Quant Method: Internal Standard Quant By: Initial Calibration
 Last ICal File: \\ChromNA\Sacramento\ChromData\A8_N\20170228-40333.b\2017.02.28_537CURVE_008.d
 Column 1 : Det: EXP1
 Process Host: XAWRK024

First Level Reviewer: barnettj Date: 01-Mar-2017 13:33:10

Signal	RT	EXP RT	DLT RT	REL RT	Response	Amount ng/ml	Ratio(Limits)	S/N	Flags
1 Perfluorobutanesulfonic acid									
298.90 > 80.00	1.533	1.627	-0.094	1.000	40386120	112.6		1589	
298.90 > 99.00	1.533	1.627	-0.094	1.000	21042213		1.92(0.00-0.00)	2050	
\$ 2 13C2 PFHxA									
315.00 > 270.00	1.662	1.765	-0.103	1.000	2672428	10.9		5990	
3 Perfluorohexanesulfonic acid									
399.00 > 80.00	1.821	1.938	-0.117	1.000	16498437	50.0		2425	
4 Perfluoroheptanoic acid									
363.00 > 319.00	1.821	1.940	-0.119	1.000	3323542	15.1		318	
5 Perfluorooctanoic acid									
413.00 > 369.00	2.026	2.172	-0.146	1.000	6491609	28.1		456	
413.00 > 169.00	2.026	2.172	-0.146	1.000	3885624		1.67(0.00-0.00)	3073	
* 6 13C2-PFOA									
415.00 > 370.00	2.026	2.172	-0.146		2403652	10.0		5415	
8 Perfluorooctane sulfonic acid									
499.00 > 80.00	2.193	2.276	-0.083	1.000	15299533	58.4		1103	
499.00 > 99.00	2.238	2.276	-0.038	1.021	3771110		4.06(0.00-0.00)	636	
* 7 13C4 PFOS									
503.00 > 80.00	2.269	2.395	-0.127		6899812	28.7		9362	
9 Perfluorononanoic acid									
463.00 > 419.00	2.276	2.404	-0.128	1.000	5304818	28.9		1301	
\$ 10 13C2 PFDA									
515.00 > 470.00	2.413	2.530	-0.117	1.000	1724050	9.48		2044	

Reagents:

LC537-L5_00020

Amount Added: 1.00

Units: mL

TestAmerica Sacramento

Data File: \\ChromNa\Sacramento\ChromData\A8_N\20170228-40335.b\2017.02.28C_537_016.d

Injection Date: 28-Feb-2017 18:19:42

Instrument ID: A8_N

Lims ID: CCV L5

Client ID:

Operator ID: A8-PC\A8

ALS Bottle#: 5

Worklist Smp#: 31

Injection Vol: 2.0 ul

Dil. Factor: 1.0000

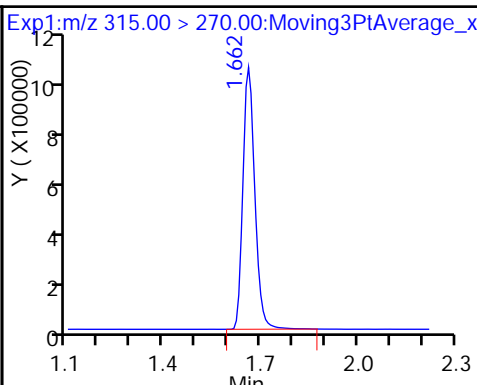
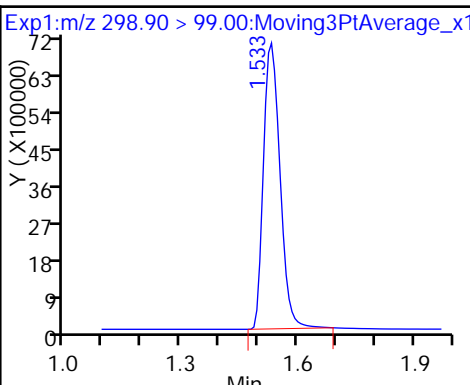
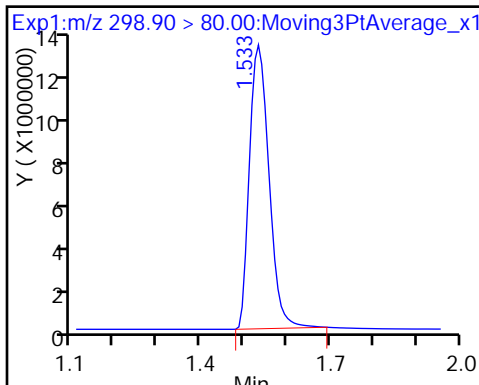
Method: 537_A8_N

Limit Group: LC 537 ICAL

1 Perfluorobutanesulfonic acid

1 Perfluorobutanesulfonic acid

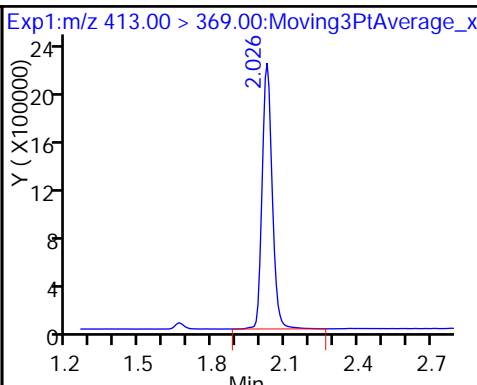
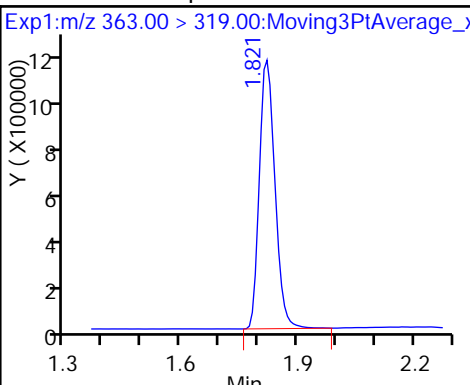
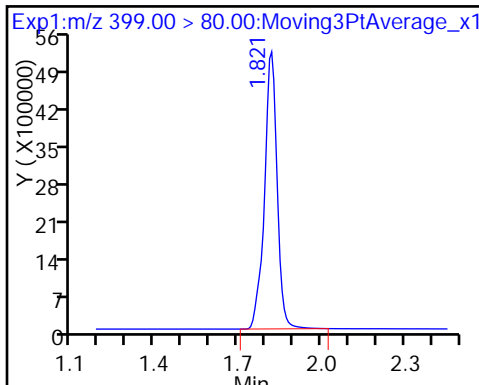
\$ 2 13C2 PFHxA



3 Perfluorohexanesulfonic acid

4 Perfluoroheptanoic acid

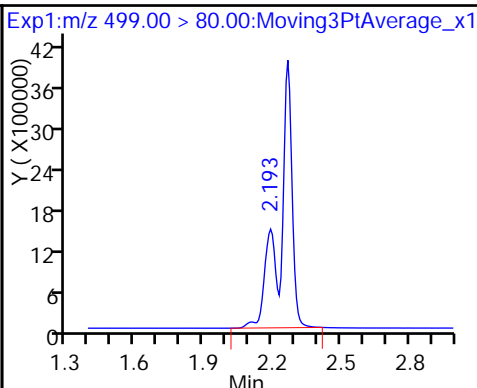
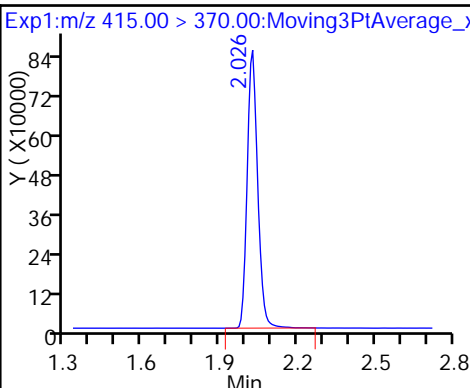
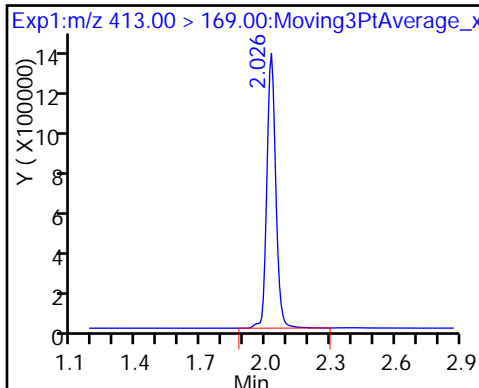
5 Perfluorooctanoic acid



5 Perfluorooctanoic acid

* 6 13C2-PFOA

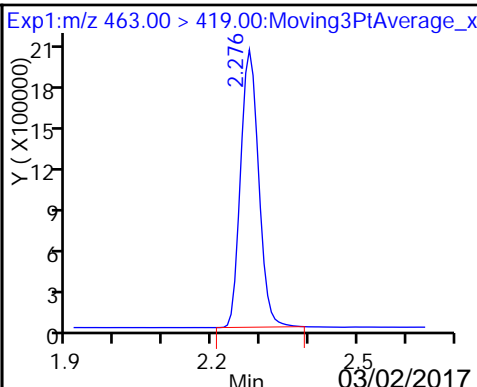
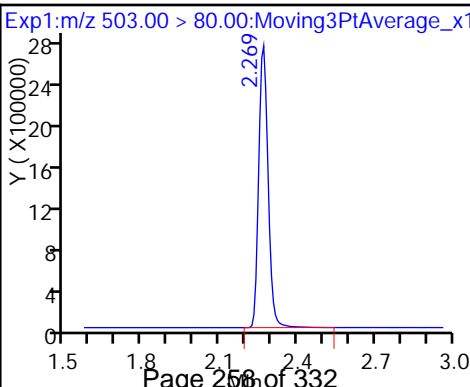
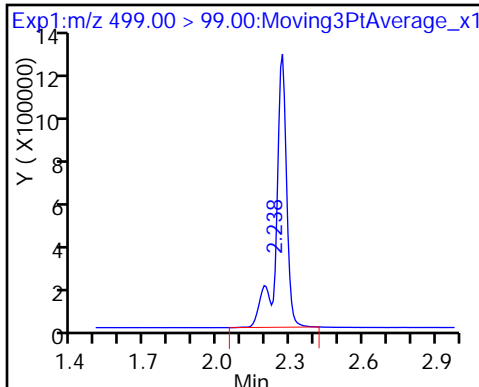
8 Perfluorooctane sulfonic acid



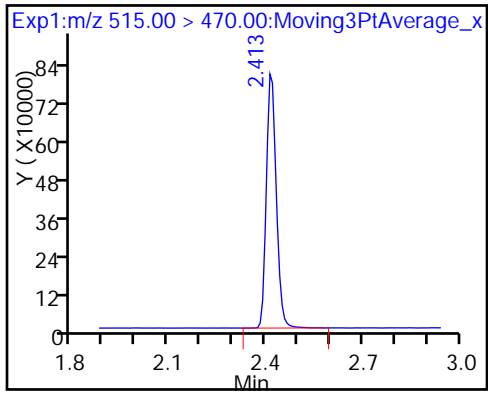
8 Perfluorooctane sulfonic acid

* 7 13C4 PFOS

9 Perfluorononanoic acid



\$ 10 13C2 PFDA



FORM VII
LCMS CONTINUING CALIBRATION DATA

Lab Name: TestAmerica Sacramento Job No.: 320-26004-1
 SDG No.: _____
 Lab Sample ID: CCVL 320-152685/10 Calibration Date: 03/01/2017 13:18
 Instrument ID: A8_N Calib Start Date: 03/01/2017 12:47
 GC Column: GeminiC18 3x100 ID: 3.00 (mm) Calib End Date: 03/01/2017 13:09
 Lab File ID: 2017.03.01_537CURVE_010.d Conc. Units: ng/mL

ANALYTE	CURVE TYPE	AVE RRF	RRF	MIN RRF	CALC AMOUNT	SPIKE AMOUNT	%D	MAX %D
Perfluorobutanesulfonic acid (PFBS)	Ave	1.679	2.018		27.5	22.9	20.2	50.0
Perfluoroheptanoic acid	Ave	0.9649	1.017		2.76	2.62	5.4	50.0
Perfluorohexanesulfonic acid	Ave	1.607	1.744		8.38	7.72	8.5	50.0
Perfluorooctanoic acid (PFOA)	Ave	0.9608	1.014		5.25	4.98	5.5	50.0
Perfluorooctanesulfonic acid (PFOS)	Ave	1.095	1.128		10.5	10.2	2.9	50.0
Perfluorononanoic acid	Ave	0.7437	0.7847		5.58	5.29	5.5	50.0
13C2 PFHxA	Ave	1.064	1.072		10.1	10.0	0.7	30.0
13C2 PFDA	Ave	0.6770	0.6632		9.80	10.0	-2.0	30.0

TestAmerica Sacramento
Target Compound Quantitation Report

Data File: \\ChromNa\Sacramento\ChromData\A8_N\20170301-40359.b\2017.03.01_537CURVE_010.d
 Lims ID: CCVL
 Client ID:
 Sample Type: CCVL
 Inject. Date: 01-Mar-2017 13:18:14 ALS Bottle#: 2 Worklist Smp#: 10
 Injection Vol: 2.0 ul Dil. Factor: 1.0000
 Sample Info: CCV L2
 Misc. Info.: Plate: 1 Rack: 1
 Operator ID: A8-PC\A8 Instrument ID: A8_N
 Sublist: chrom-537_A8_N*sub1
 Method: \\ChromNa\Sacramento\ChromData\A8_N\20170301-40359.b\537_A8_N.m
 Limit Group: LC 537 ICAL
 Last Update: 01-Mar-2017 14:25:32 Calib Date: 01-Mar-2017 13:09:27
 Integrator: Picker
 Quant Method: Internal Standard Quant By: Initial Calibration
 Last ICal File: \\ChromNA\Sacramento\ChromData\A8_N\20170301-40359.b\2017.03.01_537CURVE_008.d
 Column 1 : Det: EXP1
 Process Host: XAWRK024

First Level Reviewer: barnettj Date: 01-Mar-2017 14:13:40

Signal	RT	EXP RT	DLT RT	REL RT	Response	Amount ng/ml	Ratio(Limits)	S/N	Flags
1 Perfluorobutanesulfonic acid									
298.90 > 80.00	1.502	1.511	-0.009	1.000	11610519	27.5		963	
298.90 > 99.00	1.502	1.511	-0.009	1.000	5094854		2.28(0.00-0.00)	1116	
\$ 2 13C2 PFHxA									
315.00 > 270.00	1.624	1.638	-0.014	1.000	2889630	10.1		5638	
3 Perfluorohexanesulfonic acid									
399.00 > 80.00	1.775	1.789	-0.014	1.000	3382372	8.38		787	
4 Perfluoroheptanoic acid									
363.00 > 319.00	1.775	1.791	-0.016	1.000	718609	2.76		72.5	
* 6 13C2-PFOA									
415.00 > 370.00	1.973	1.992	-0.019		2696522	10.0		4571	
5 Perfluorooctanoic acid									
413.00 > 369.00	1.980	1.994	-0.014	1.000	1360435	5.25		96.6	
413.00 > 169.00	1.980	1.994	-0.014	1.000	779472		1.75(0.00-0.00)	838	
8 Perfluorooctane sulfonic acid									
499.00 > 80.00	2.231	2.162	0.069	1.000	2895451	10.5		1037	M
499.00 > 99.00	2.231	2.162	0.069	1.000	690721		4.19(0.00-0.00)	903	M
* 7 13C4 PFOS									
503.00 > 80.00	2.231	2.241	-0.010		7208593	28.7		7982	
9 Perfluorononanoic acid									
463.00 > 419.00	2.238	2.250	-0.012	1.000	1119140	5.58		288	
\$ 10 13C2 PFDA									
515.00 > 470.00	2.382	2.392	-0.010	1.000	1788264	9.80		2109	

QC Flag Legend

Review Flags

M - Manually Integrated

Reagents:

LC537-L2_00015

Amount Added: 1.00

Units: mL

TestAmerica Sacramento

Data File: \\ChromNa\Sacramento\ChromData\A8_N\20170301-40359.b\2017.03.01_537CURVE_010.d

Injection Date: 01-Mar-2017 13:18:14

Instrument ID: A8_N

Lims ID: CCVL

Client ID:

Operator ID: A8-PC\A8

ALS Bottle#: 2

Worklist Smp#: 10

Injection Vol: 2.0 ul

Dil. Factor: 1.0000

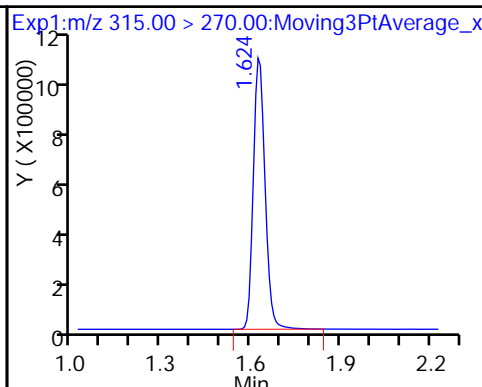
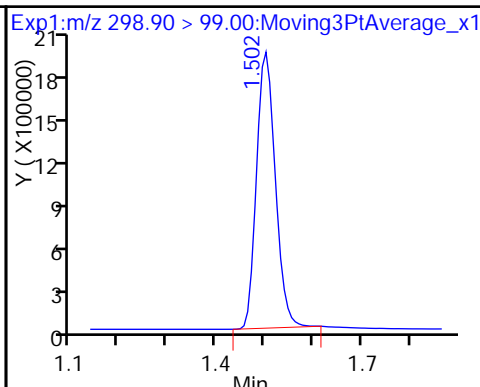
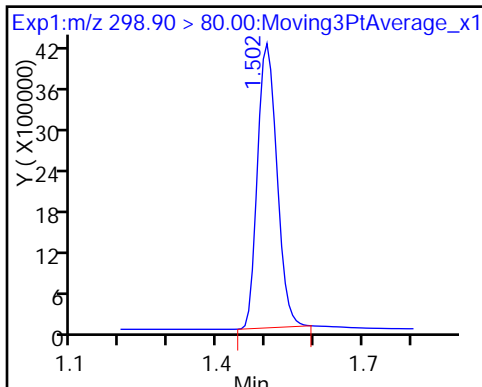
Method: 537_A8_N

Limit Group: LC 537 ICAL

1 Perfluorobutanesulfonic acid

1 Perfluorobutanesulfonic acid

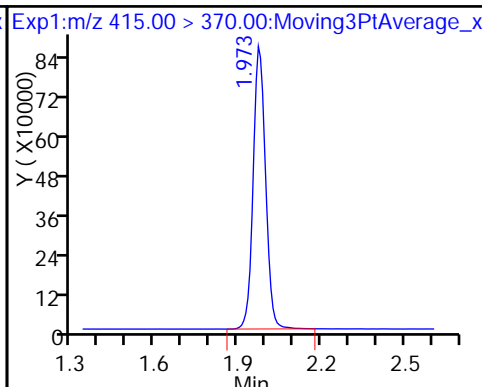
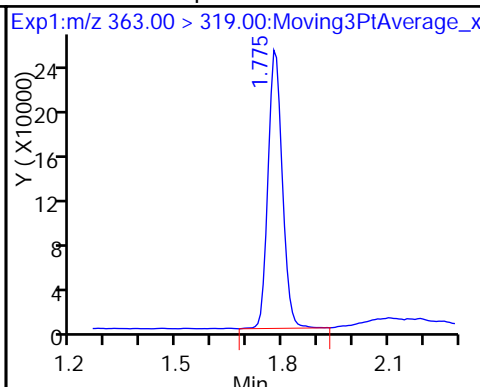
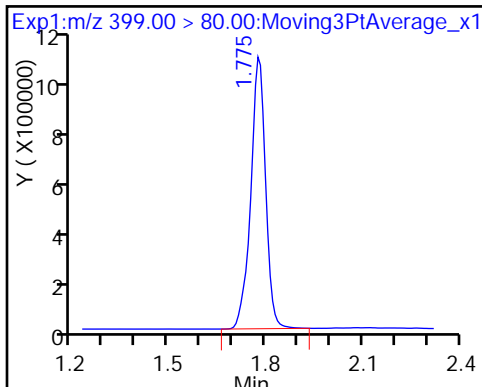
\$ 2 13C2 PFHxA



3 Perfluorohexanesulfonic acid

4 Perfluoroheptanoic acid

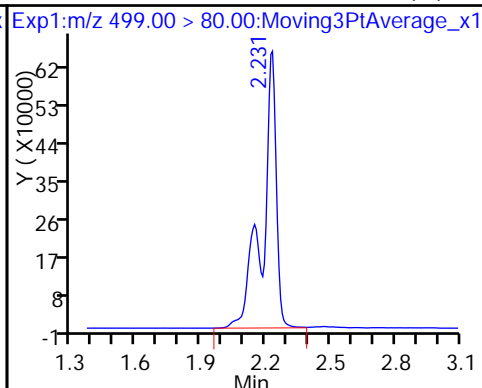
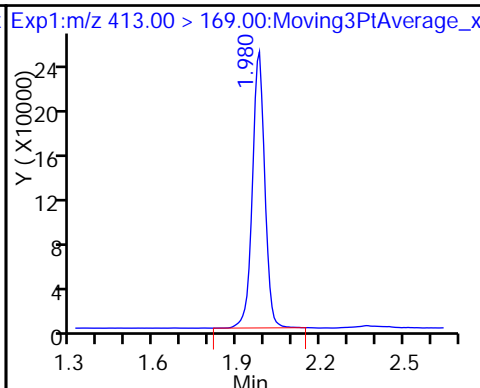
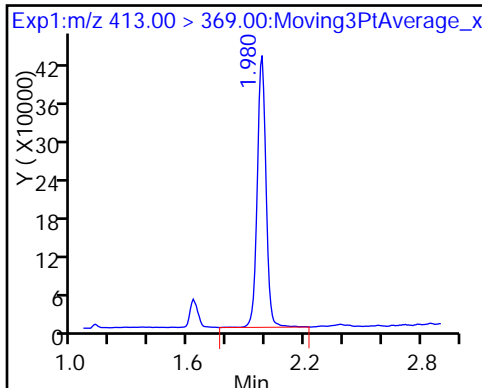
* 6 13C2-PFOA



5 Perfluorooctanoic acid

5 Perfluorooctanoic acid

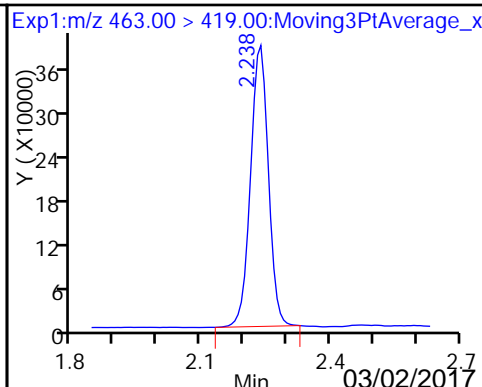
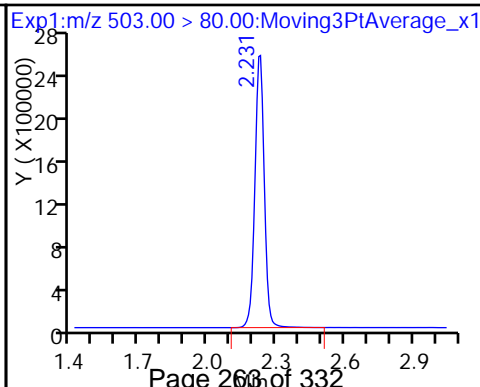
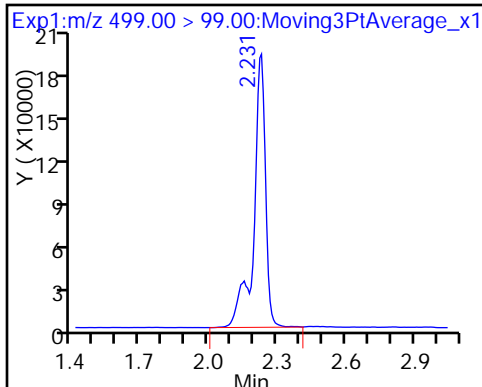
8 Perfluorooctane sulfonic acid (M)



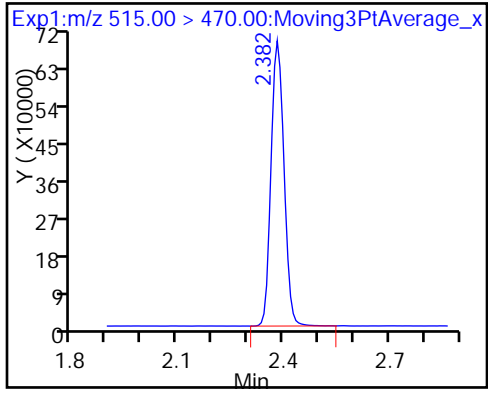
8 Perfluorooctane sulfonic acid

* 7 13C4 PFOS

9 Perfluorononanoic acid



\$ 10 13C2 PFDA



TestAmerica Sacramento

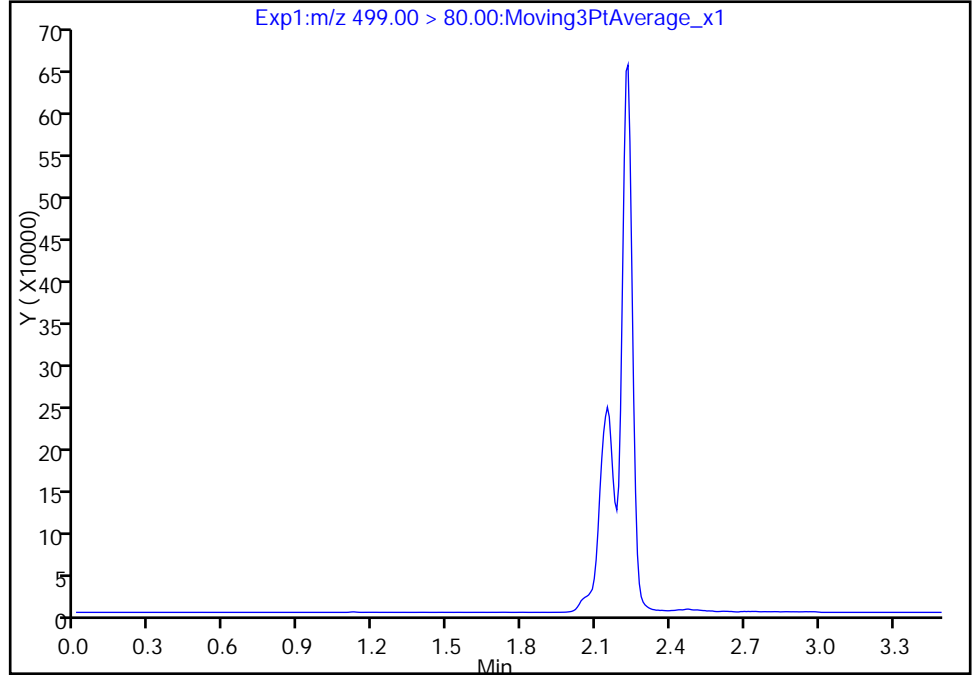
Data File: \\ChromNa\Sacramento\ChromData\A8_N\20170301-40359.b\2017.03.01_537CURVE_010.d
Injection Date: 01-Mar-2017 13:18:14 Instrument ID: A8_N
Lims ID: CCVL
Client ID:
Operator ID: A8-PC\A8 ALS Bottle#: 2 Worklist Smp#: 10
Injection Vol: 2.0 ul Dil. Factor: 1.0000
Method: 537_A8_N Limit Group: LC 537 ICAL
Column: Detector EXP1

8 Perfluorooctane sulfonic acid, CAS: 1763-23-1

Signal: 1

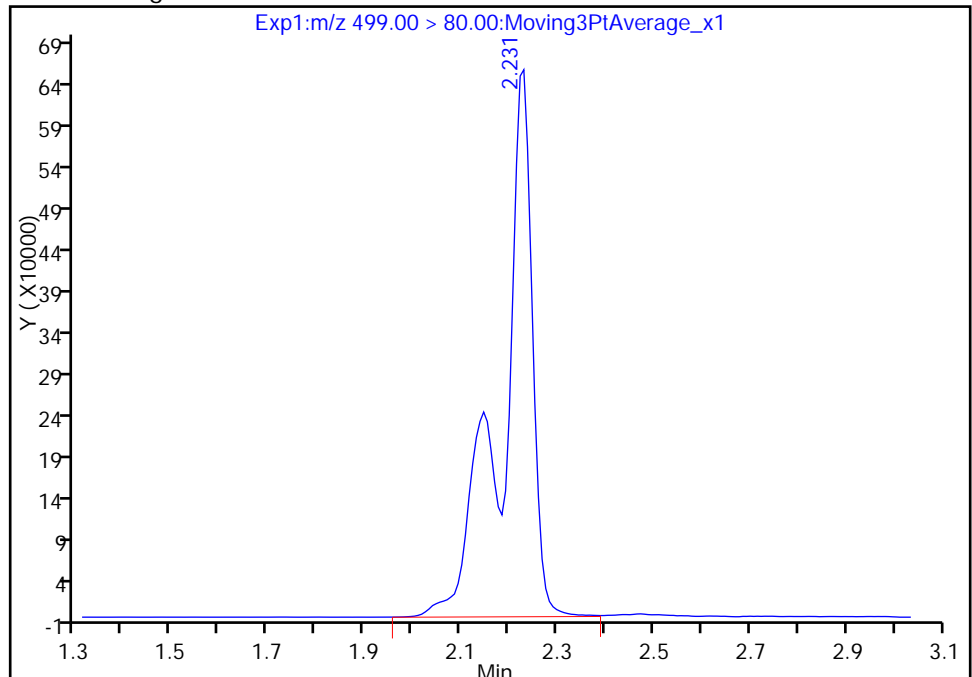
Not Detected
Expected RT: 2.16

Processing Integration Results



Manual Integration Results

RT: 2.23
Area: 2895451
Amount: 10.517049
Amount Units: ng/ml



Reviewer: barnettj, 01-Mar-2017 14:25:32
Audit Action: Assigned Compound ID

Audit Reason: Missed Peak

TestAmerica Sacramento

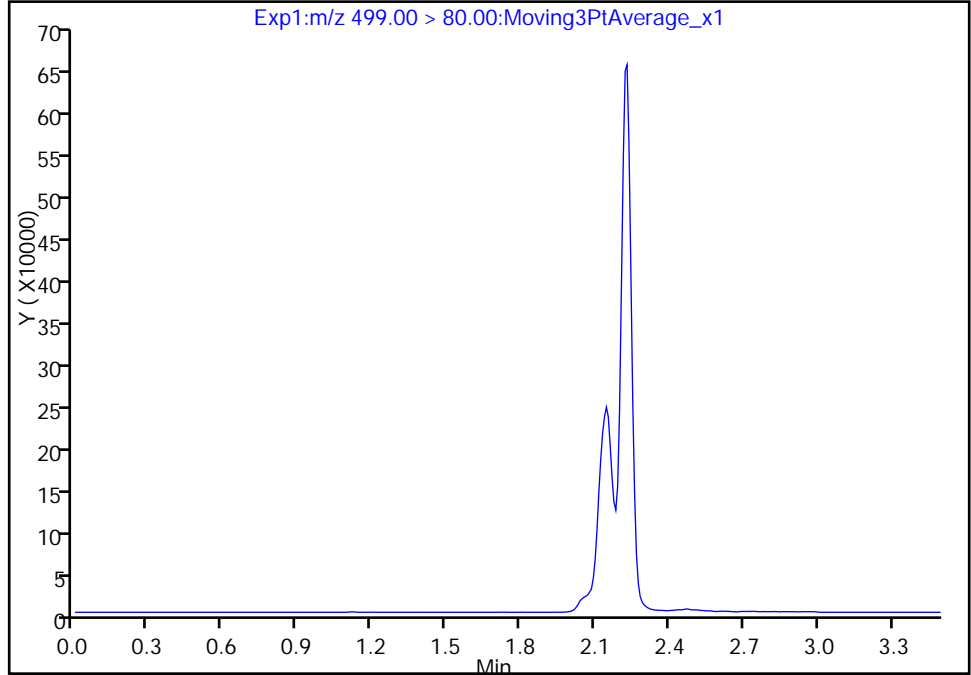
Data File: \\ChromNa\Sacramento\ChromData\A8_N\20170301-40359.b\2017.03.01_537CURVE_010.d
Injection Date: 01-Mar-2017 13:18:14 Instrument ID: A8_N
Lims ID: CCVL
Client ID:
Operator ID: A8-PC\A8 ALS Bottle#: 2 Worklist Smp#: 10
Injection Vol: 2.0 ul Dil. Factor: 1.0000
Method: 537_A8_N Limit Group: LC 537 ICAL
Column: Detector EXP1

8 Perfluorooctane sulfonic acid, CAS: 1763-23-1

Signal: 1

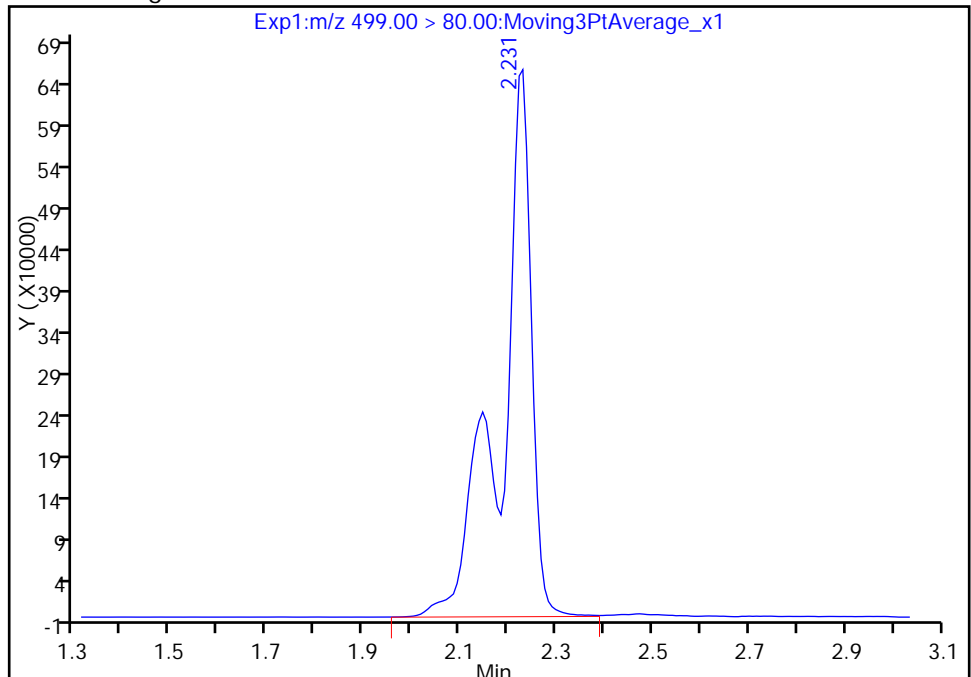
Not Detected
Expected RT: 2.16

Processing Integration Results



RT: 2.23
Area: 2895451
Amount: 10.517049
Amount Units: ng/ml

Manual Integration Results



Reviewer: barnettj, 01-Mar-2017 14:25:32

Audit Action: Manually Integrated

Audit Reason: Missed Peak

FORM VII
LCMS CONTINUING CALIBRATION DATA

Lab Name: TestAmerica Sacramento Job No.: 320-26004-1
 SDG No.: _____
 Lab Sample ID: ICV 320-152685/12 Calibration Date: 03/01/2017 13:27
 Instrument ID: A8_N Calib Start Date: 03/01/2017 12:47
 GC Column: GeminiC18 3x100 ID: 3.00 (mm) Calib End Date: 03/01/2017 13:09
 Lab File ID: 2017.03.01_537CURVE_012.d Conc. Units: ng/mL

ANALYTE	CURVE TYPE	AVE RRF	RRF	MIN RRF	CALC AMOUNT	SPIKE AMOUNT	%D	MAX %D
Perfluorobutanesulfonic acid (PFBS)	Ave	1.679	1.525		91.5	101	-9.1	30.0
Perfluoroheptanoic acid	Ave	0.9649	0.7768		8.12	10.1	-19.5	30.0
Perfluorohexanesulfonic acid	Ave	1.607	1.539		20.3	21.2	-4.2	30.0
Perfluorooctanoic acid (PFOA)	Ave	0.9608	0.8021		16.7	20.0	-16.5	30.0
Perfluorooctanesulfonic acid (PFOS)	Ave	1.095	1.032		19.5	20.7	-5.8	30.0
Perfluorononanoic acid	Ave	0.7437	0.6312		17.0	20.0	-15.1	30.0
13C2 PFHxA	Ave	1.064	1.104		10.4	10.0	3.8	30.0
13C2 PFDA	Ave	0.6770	0.7151		10.6	10.0	5.6	30.0

TestAmerica Sacramento
Target Compound Quantitation Report

Data File: \\ChromNa\Sacramento\ChromData\A8_N\20170301-40359.b\2017.03.01_537CURVE_012.d
 Lims ID: ICV
 Client ID:
 Sample Type: ICV
 Inject. Date: 01-Mar-2017 13:27:02 ALS Bottle#: 7 Worklist Smp#: 12
 Injection Vol: 2.0 ul Dil. Factor: 1.0000
 Sample Info: ICV
 Misc. Info.: Plate: 1 Rack: 1
 Operator ID: A8-PC\A8 Instrument ID: A8_N
 Sublist:

Method: \\ChromNa\Sacramento\ChromData\A8_N\20170301-40359.b\537_A8_N.m
 Limit Group: LC 537 ICAL
 Last Update: 01-Mar-2017 14:25:34 Calib Date: 01-Mar-2017 13:09:27
 Integrator: Picker
 Quant Method: Internal Standard Quant By: Initial Calibration
 Last ICal File: \\ChromNA\Sacramento\ChromData\A8_N\20170301-40359.b\2017.03.01_537CURVE_008.d

Column 1 : Det: EXP1
 Process Host: XAWRK024

First Level Reviewer: barnettj Date: 01-Mar-2017 14:14:26

Signal	RT	EXP RT	DLT RT	REL RT	Response	Amount ng/ml	Ratio(Limits)	S/N	Flags
1 Perfluorobutanesulfonic acid									
298.90 > 80.00	1.502	1.511	-0.009	1.000	31510246	91.5		1482	
298.90 > 99.00	1.502	1.511	-0.009	1.000	15290813		2.06(0.00-0.00)	1845	
\$ 2 13C2 PFHxA									
315.00 > 270.00	1.624	1.638	-0.014	1.000	2298254	10.4		5213	
3 Perfluorohexanesulfonic acid									
399.00 > 80.00	1.775	1.789	-0.014	1.000	6690980	20.3		1372	
4 Perfluoroheptanoic acid									
363.00 > 319.00	1.775	1.791	-0.016	1.000	1630084	8.12		153	
* 6 13C2-PFOA									
415.00 > 370.00	1.973	1.992	-0.019		2081695	10.0		4689	
5 Perfluorooctanoic acid									
413.00 > 369.00	1.973	1.994	-0.021	1.000	3342351	16.7		232	
413.00 > 169.00	1.973	1.994	-0.021	1.000	1947026		1.72(0.00-0.00)	1629	
8 Perfluorooctane sulfonic acid									
499.00 > 80.00	2.223	2.162	0.061	1.000	4382920	19.5		1305	M
499.00 > 99.00	2.223	2.162	0.061	1.000	875749		5.00(0.00-0.00)	1023	M
* 7 13C4 PFOS									
503.00 > 80.00	2.223	2.241	-0.018		5884388	28.7		6367	
9 Perfluorononanoic acid									
463.00 > 419.00	2.231	2.250	-0.019	1.000	2628814	17.0		631	
\$ 10 13C2 PFDA									
515.00 > 470.00	2.382	2.392	-0.010	1.000	1488517	10.6		1801	

QC Flag Legend

Review Flags

M - Manually Integrated

Reagents:

LC537-ICV_00020

Amount Added: 1.00

Units: mL

TestAmerica Sacramento

Data File: \\ChromNa\Sacramento\ChromData\A8_N\20170301-40359.b\2017.03.01_537CURVE_012.d

Injection Date: 01-Mar-2017 13:27:02

Instrument ID: A8_N

Lims ID: ICV

Client ID:

Operator ID: A8-PC\A8

ALS Bottle#: 7

Worklist Smp#: 12

Injection Vol: 2.0 ul

Dil. Factor: 1.0000

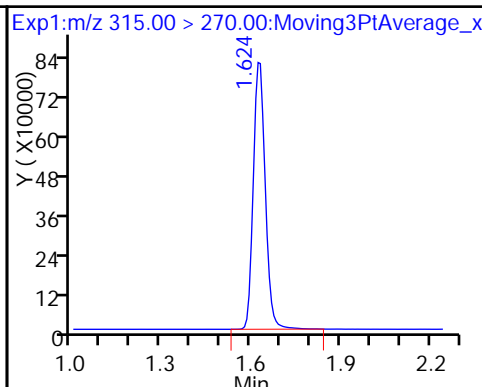
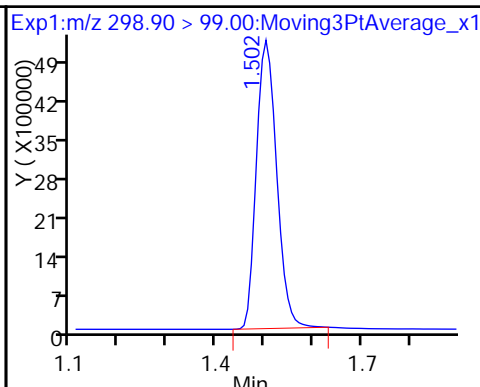
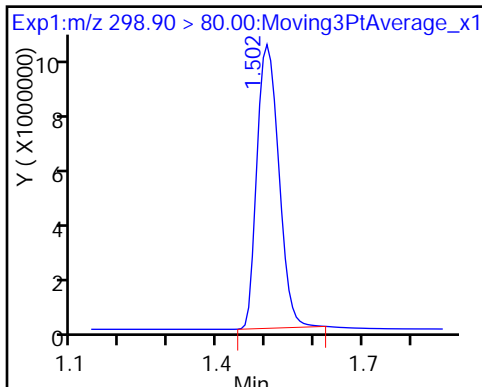
Method: 537_A8_N

Limit Group: LC 537 ICAL

1 Perfluorobutanesulfonic acid

1 Perfluorobutanesulfonic acid

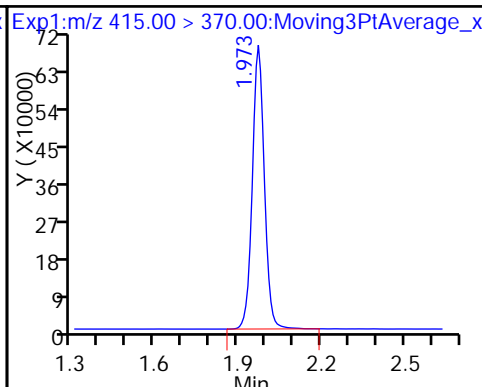
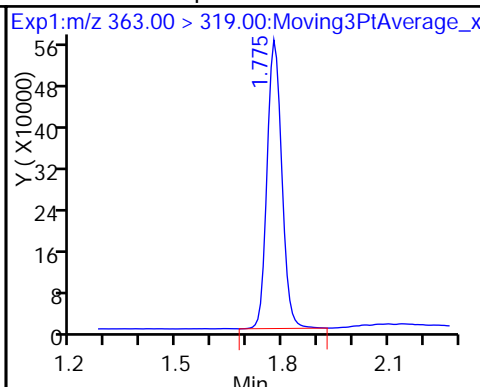
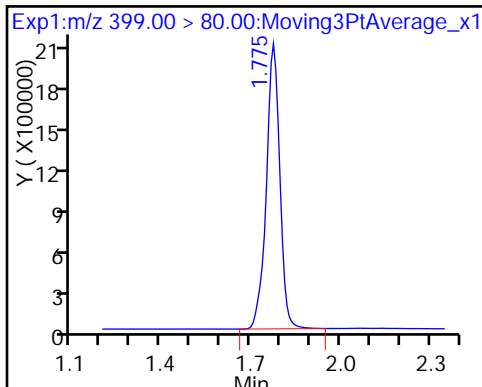
\$ 2 13C2 PFHxA



3 Perfluorohexanesulfonic acid

4 Perfluoroheptanoic acid

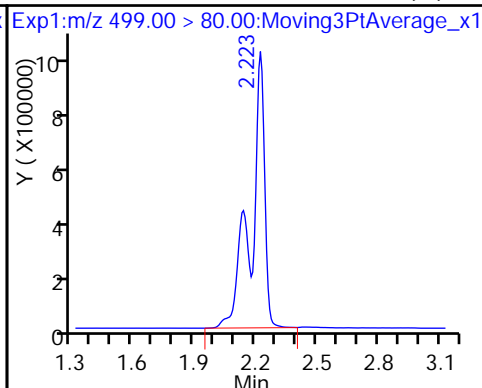
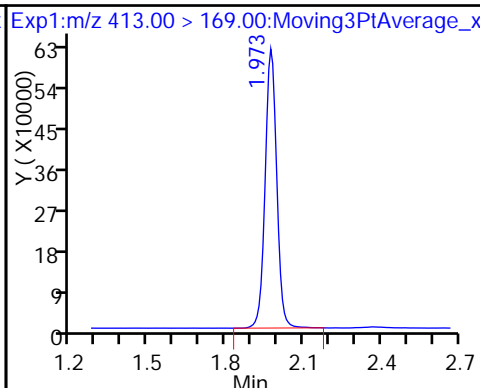
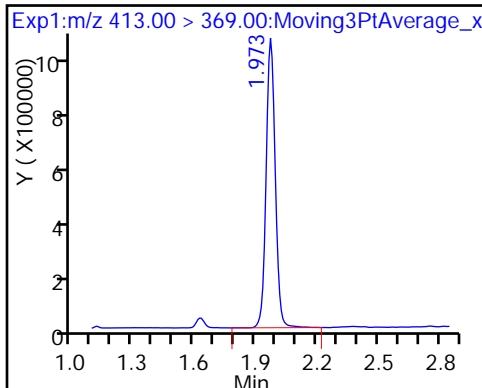
* 6 13C2-PFOA



5 Perfluorooctanoic acid

5 Perfluorooctanoic acid

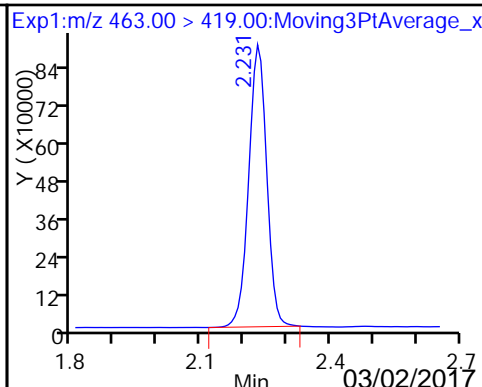
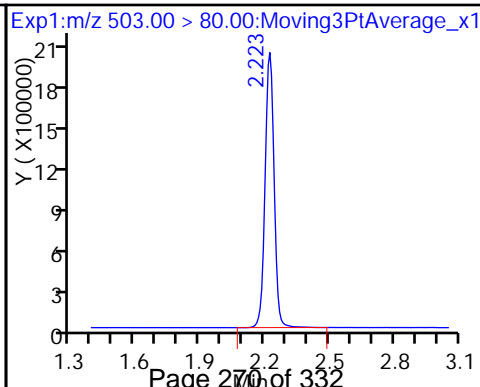
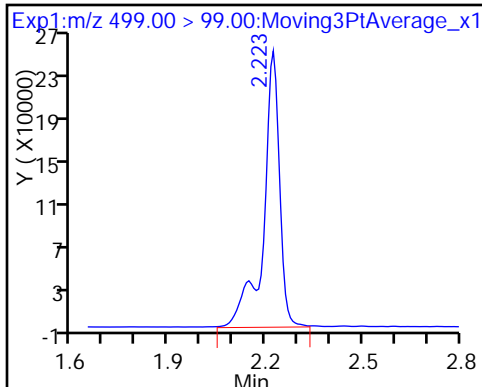
8 Perfluorooctane sulfonic acid (M)



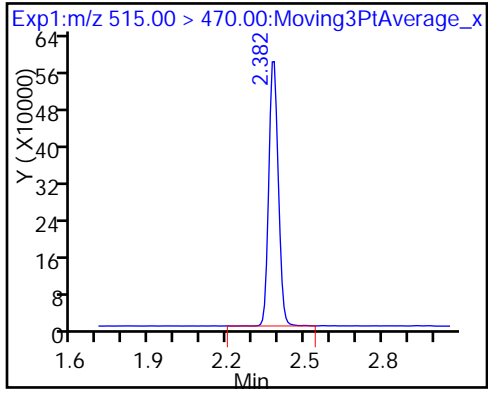
8 Perfluorooctane sulfonic acid (M)

* 7 13C4 PFOS

9 Perfluorononanoic acid



\$ 10 13C2 PFDA



TestAmerica Sacramento

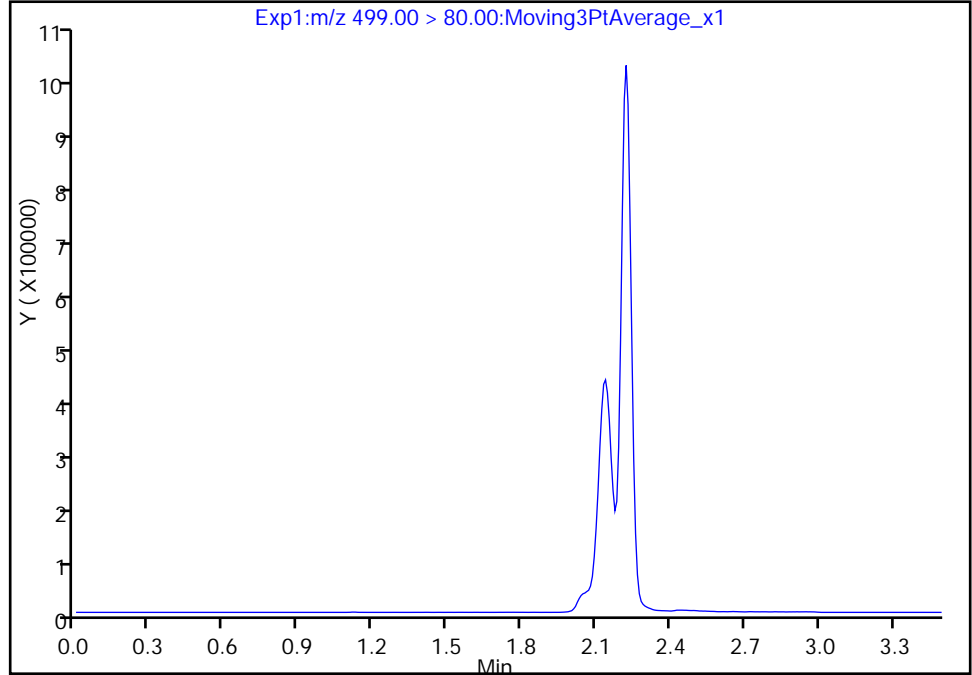
Data File: \\ChromNa\Sacramento\ChromData\A8_N\20170301-40359.b\2017.03.01_537CURVE_012.d
Injection Date: 01-Mar-2017 13:27:02 Instrument ID: A8_N
Lims ID: ICV
Client ID:
Operator ID: A8-PC\A8 ALS Bottle#: 7 Worklist Smp#: 12
Injection Vol: 2.0 ul Dil. Factor: 1.0000
Method: 537_A8_N Limit Group: LC 537 ICAL
Column: Detector EXP1

8 Perfluorooctane sulfonic acid, CAS: 1763-23-1

Signal: 1

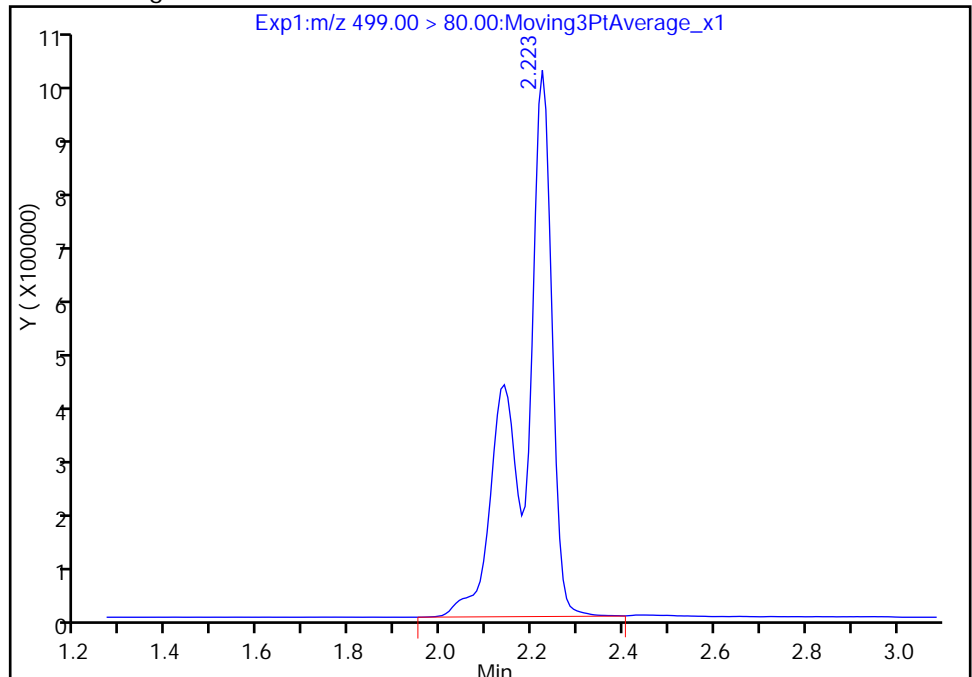
Not Detected
Expected RT: 2.16

Processing Integration Results



Manual Integration Results

RT: 2.22
Area: 4382920
Amount: 19.502506
Amount Units: ng/ml



Reviewer: barnettj, 01-Mar-2017 14:25:34
Audit Action: Assigned Compound ID

Audit Reason: Missed Peak

TestAmerica Sacramento

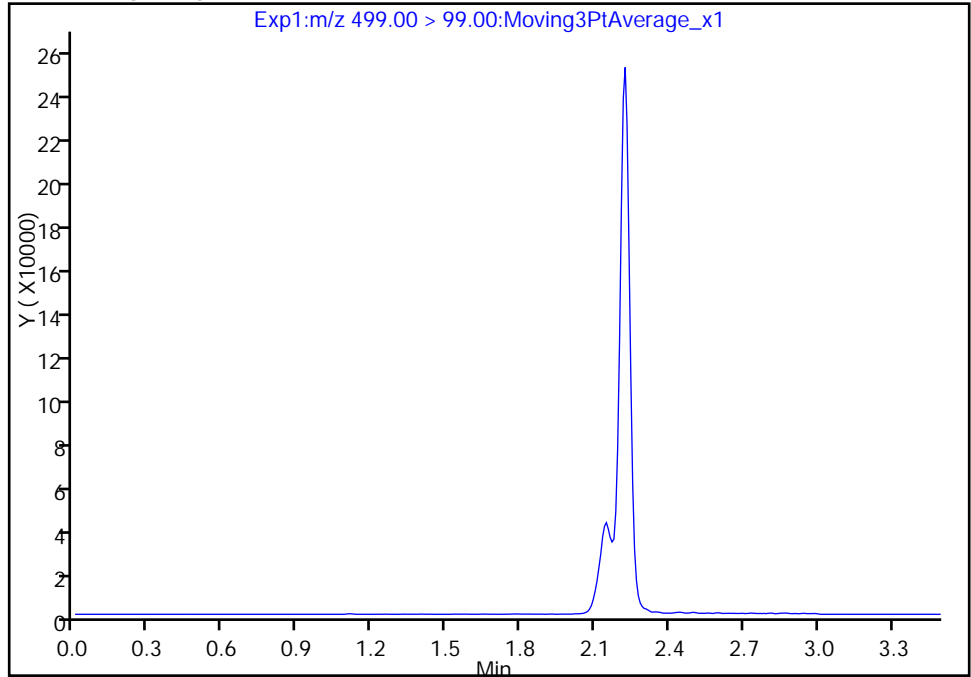
Data File: \\ChromNa\Sacramento\ChromData\A8_N\20170301-40359.b\2017.03.01_537CURVE_012.d
Injection Date: 01-Mar-2017 13:27:02 Instrument ID: A8_N
Lims ID: ICV
Client ID:
Operator ID: A8-PC\A8 ALS Bottle#: 7 Worklist Smp#: 12
Injection Vol: 2.0 ul Dil. Factor: 1.0000
Method: 537_A8_N Limit Group: LC 537 ICAL
Column: Detector EXP1

8 Perfluorooctane sulfonic acid, CAS: 1763-23-1

Signal: 2

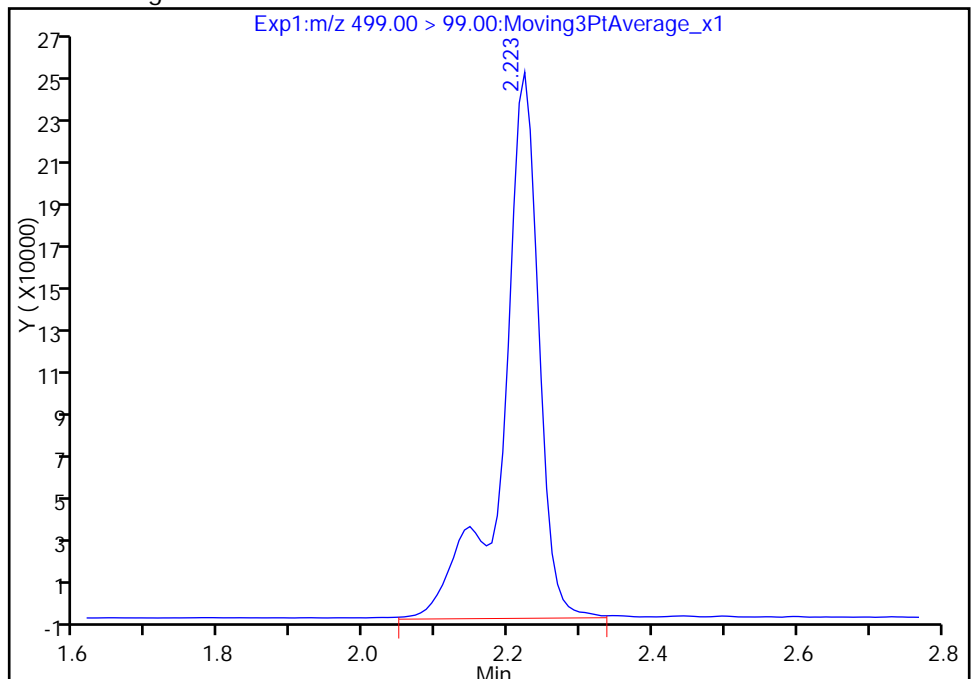
Not Detected
Expected RT: 2.16

Processing Integration Results



Manual Integration Results

RT: 2.22
Area: 875749
Amount: 19.502506
Amount Units: ng/ml



Reviewer: barnettj, 01-Mar-2017 14:25:34

Audit Action: Manually Integrated

Audit Reason: Missed Peak

TestAmerica Sacramento

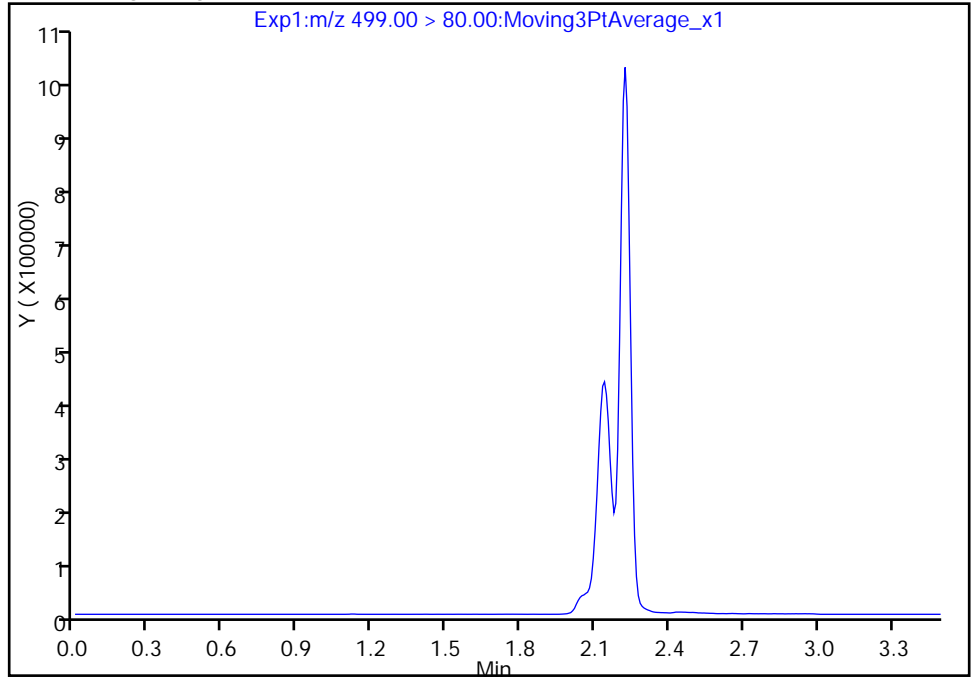
Data File: \\ChromNa\Sacramento\ChromData\A8_N\20170301-40359.b\2017.03.01_537CURVE_012.d
Injection Date: 01-Mar-2017 13:27:02 Instrument ID: A8_N
Lims ID: ICV
Client ID:
Operator ID: A8-PC\A8 ALS Bottle#: 7 Worklist Smp#: 12
Injection Vol: 2.0 ul Dil. Factor: 1.0000
Method: 537_A8_N Limit Group: LC 537 ICAL
Column: Detector EXP1

8 Perfluorooctane sulfonic acid, CAS: 1763-23-1

Signal: 1

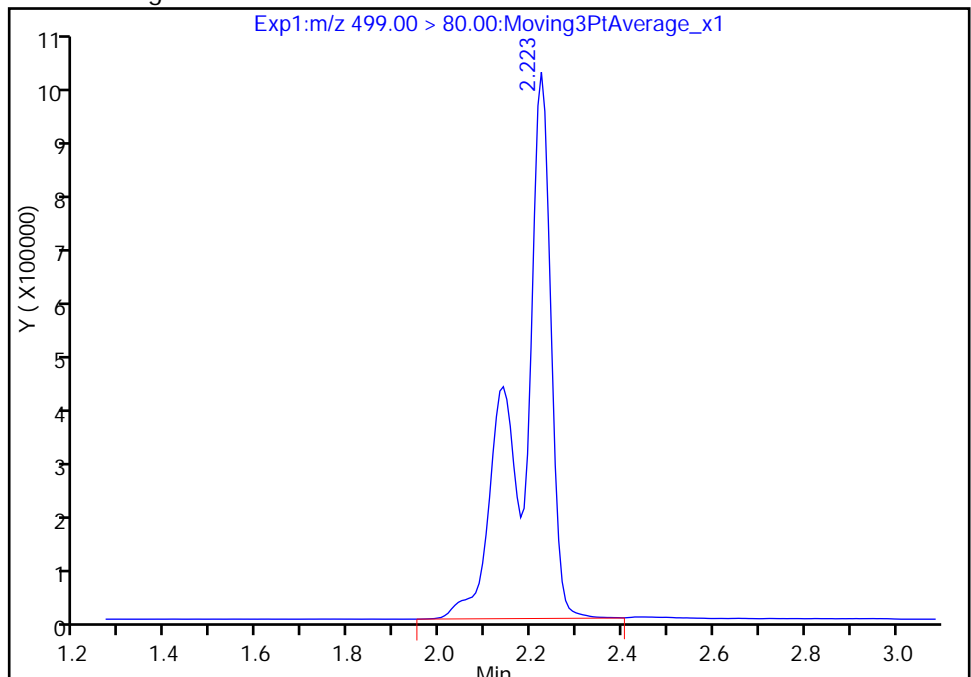
Not Detected
Expected RT: 2.16

Processing Integration Results



RT: 2.22
Area: 4382920
Amount: 19.502506
Amount Units: ng/ml

Manual Integration Results



Reviewer: barnettj, 01-Mar-2017 14:25:34

Audit Action: Manually Integrated

Audit Reason: Missed Peak

FORM VII
LCMS CONTINUING CALIBRATION DATA

Lab Name: TestAmerica Sacramento Job No.: 320-26004-1
 SDG No.: _____
 Lab Sample ID: CCV 320-152753/2 Calibration Date: 03/01/2017 15:17
 Instrument ID: A8_N Calib Start Date: 03/01/2017 12:47
 GC Column: GeminiC18 3x100 ID: 3.00 (mm) Calib End Date: 03/01/2017 13:09
 Lab File ID: 2017.03.01A_537_002.d Conc. Units: ng/mL

ANALYTE	CURVE TYPE	AVE RRF	RRF	MIN RRF	CALC AMOUNT	SPIKE AMOUNT	%D	MAX %D
Perfluorobutanesulfonic acid (PFBS)	Ave	1.679	1.214		97.4	135	-27.7	30.0
Perfluoroheptanoic acid	Ave	0.9649	0.8698		13.4	14.9	-9.9	30.0
Perfluorohexanesulfonic acid	Ave	1.607	1.468		41.5	45.4	-8.6	30.0
Perfluorooctanoic acid (PFOA)	Ave	0.9608	0.8745		26.7	29.3	-9.0	30.0
Perfluorooctanesulfonic acid (PFOS)	Ave	1.095	1.061		58.2	60.1	-3.1	30.0
Perfluorononanoic acid	Ave	0.7437	0.6658		27.9	31.1	-10.5	30.0
13C2 PFHxA	Ave	1.064	1.041		9.79	10.0	-2.1	30.0
13C2 PFDA	Ave	0.6770	0.6839		10.1	10.0	1.0	30.0

TestAmerica Sacramento
Target Compound Quantitation Report

Data File: \\ChromNa\Sacramento\ChromData\A8_N\20170301-40376.b\2017.03.01A_537_002.d
 Lims ID: CCV L5
 Client ID:
 Sample Type: CCVIS
 Inject. Date: 01-Mar-2017 15:17:43 ALS Bottle#: 5 Worklist Smp#: 2
 Injection Vol: 2.0 ul Dil. Factor: 1.0000
 Sample Info: CCV L5
 Misc. Info.: Plate: 1 Rack: 1
 Operator ID: A8-PC\A8 Instrument ID: A8_N
 Sublist: chrom-537_A8_N*sub1
 Method: \\ChromNa\Sacramento\ChromData\A8_N\20170301-40376.b\537_A8_N.m
 Limit Group: LC 537 ICAL
 Last Update: 01-Mar-2017 15:38:20 Calib Date: 01-Mar-2017 13:09:27
 Integrator: Picker
 Quant Method: Internal Standard Quant By: Initial Calibration
 Last ICal File: \\ChromNA\Sacramento\ChromData\A8_N\20170301-40359.b\2017.03.01_537CURVE_008.d
 Column 1 : Det: EXP1
 Process Host: XAWRK024

First Level Reviewer: barnettj Date: 01-Mar-2017 15:37:48

Signal	RT	EXP RT	DLT RT	REL RT	Response	Amount ng/ml	Ratio(Limits)	S/N	Flags
1 Perfluorobutanesulfonic acid									
298.90 > 80.00	1.517	1.511	0.006	1.000	42703552	97.4		2087	
298.90 > 99.00	1.517	1.511	0.006	1.000	22341890		1.91(0.00-0.00)	2764	
\$ 2 13C2 PFHxA									
315.00 > 270.00	1.639	1.638	0.001	1.000	2876937	9.79		6502	
3 Perfluorohexanesulfonic acid									
399.00 > 80.00	1.798	1.789	0.009	1.000	17409123	41.5		2456	
4 Perfluoroheptanoic acid									
363.00 > 319.00	1.798	1.791	0.007	1.000	3568457	13.4		352	
* 6 13C2-PFOA									
415.00 > 370.00	1.995	1.992	0.003		2762819	10.0		4325	
5 Perfluorooctanoic acid									
413.00 > 369.00	2.003	1.994	0.009	1.000	7074001	26.7		541	
413.00 > 169.00	2.003	1.994	0.009	1.000	4321860		1.64(0.00-0.00)	3025	
* 7 13C4 PFOS									
503.00 > 80.00	2.246	2.241	0.005		7492148	28.7		7171	
9 Perfluorononanoic acid									
463.00 > 419.00	2.261	2.250	0.011	1.000	5722760	27.9		1247	
8 Perfluorooctane sulfonic acid									
499.00 > 80.00	2.253	2.253	0.0	1.000	16657523	58.2		3430	M
499.00 > 99.00	2.246	2.253	-0.007	0.997	4017735		4.15(0.00-0.00)	2402	M
\$ 10 13C2 PFDA									
515.00 > 470.00	2.397	2.392	0.005	1.000	1889595	10.1		2563	

QC Flag Legend

Review Flags

M - Manually Integrated

Reagents:

LC537-L5_00020

Amount Added: 1.00

Units: mL

TestAmerica Sacramento

Data File: \\ChromNa\Sacramento\ChromData\A8_N\20170301-40376.b\2017.03.01A_537_002.d

Injection Date: 01-Mar-2017 15:17:43

Instrument ID: A8_N

Lims ID: CCV L5

Client ID:

Operator ID: A8-PC\A8

ALS Bottle#: 5

Worklist Smp#: 2

Injection Vol: 2.0 ul

Dil. Factor: 1.0000

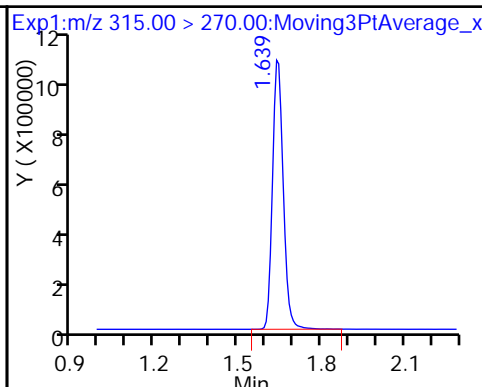
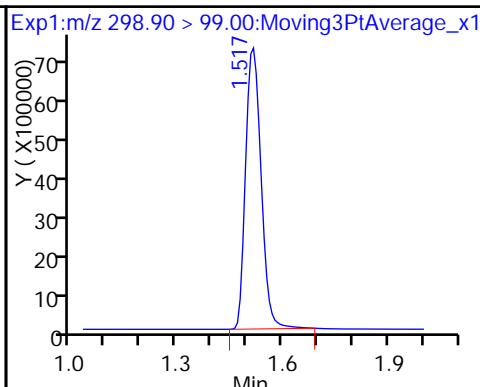
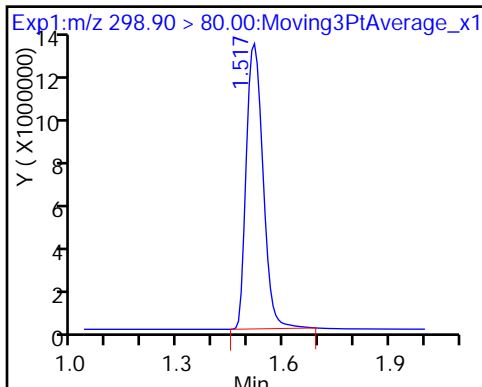
Method: 537_A8_N

Limit Group: LC 537 ICAL

1 Perfluorobutanesulfonic acid

1 Perfluorobutanesulfonic acid

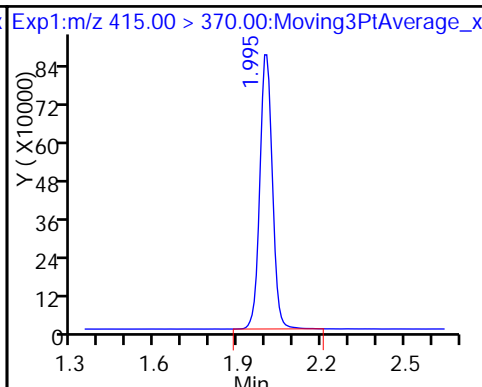
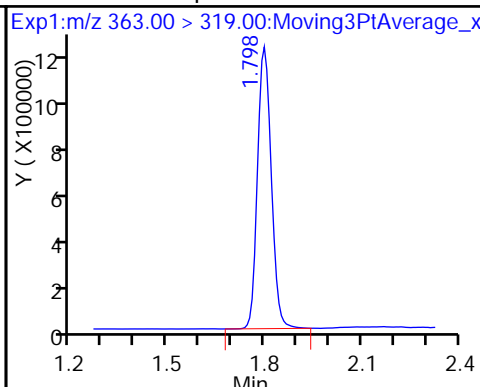
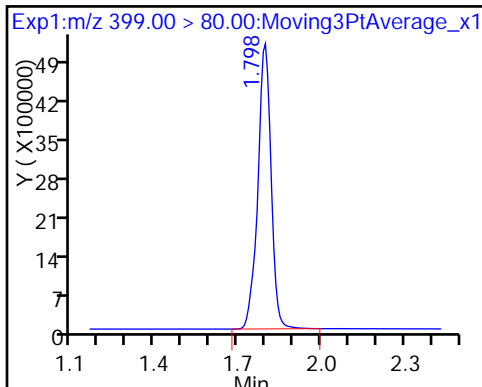
\$ 2 13C2 PFHxA



3 Perfluorohexanesulfonic acid

4 Perfluoroheptanoic acid

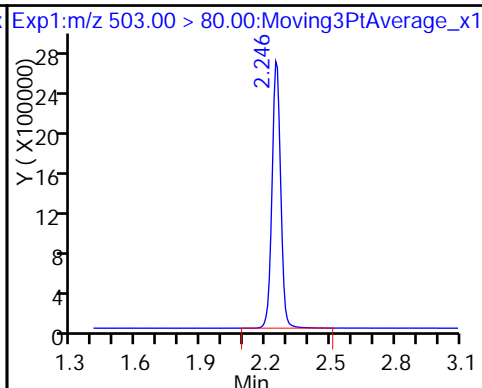
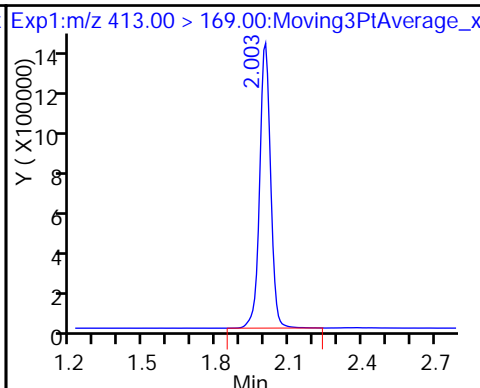
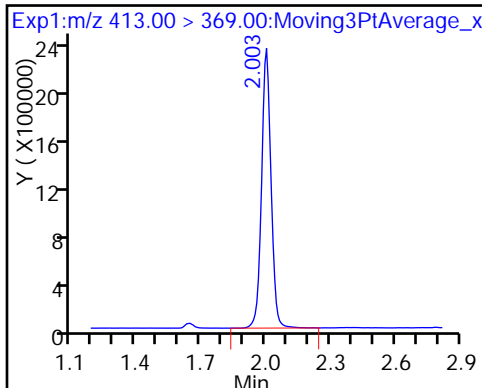
* 6 13C2-PFOA



5 Perfluorooctanoic acid

5 Perfluorooctanoic acid

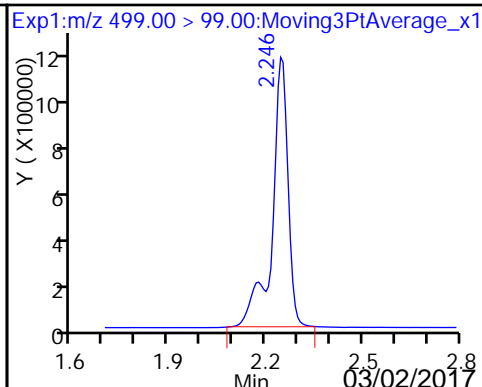
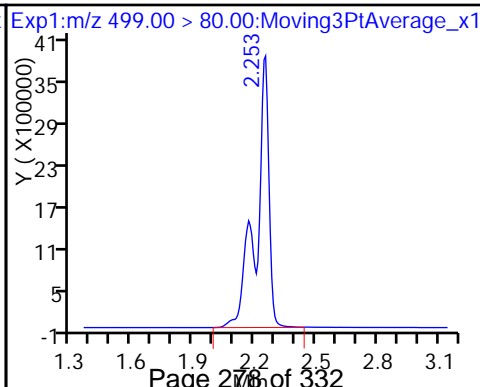
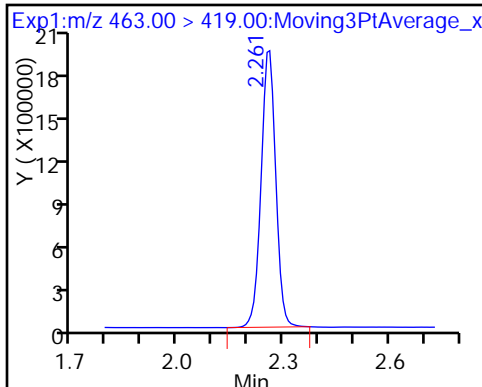
* 7 13C4 PFOS



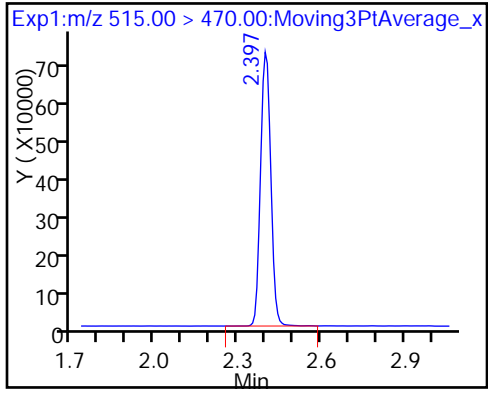
9 Perfluorononanoic acid

8 Perfluorooctane sulfonic acid (M)

8 Perfluorooctane sulfonic acid (M)



\$ 10 13C2 PFDA



TestAmerica Sacramento

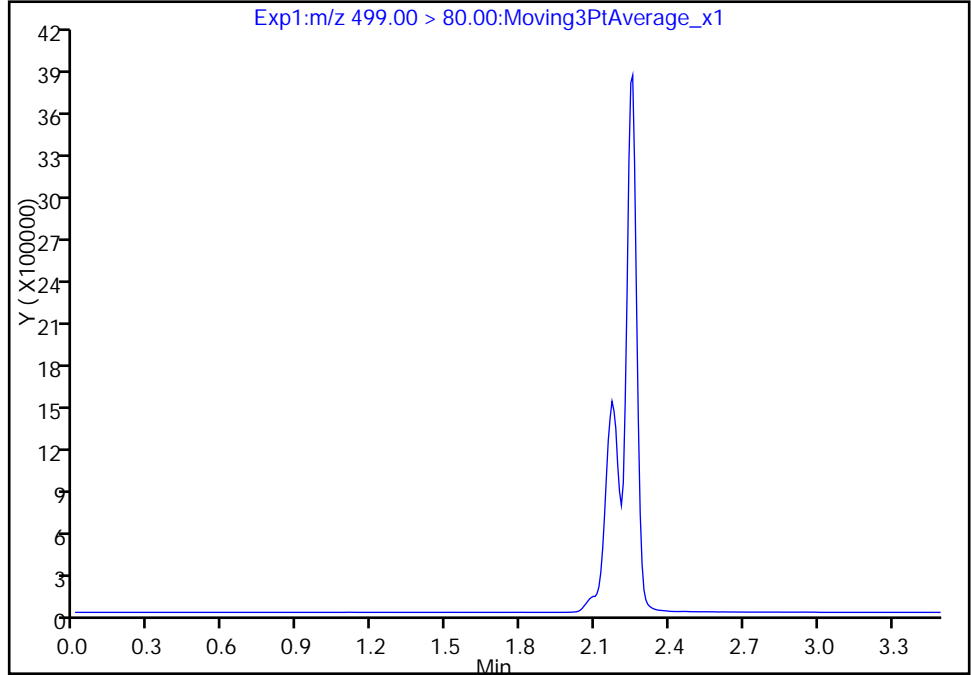
Data File: \\ChromNa\Sacramento\ChromData\A8_N\20170301-40376.b\2017.03.01A_537_002.d
Injection Date: 01-Mar-2017 15:17:43 Instrument ID: A8_N
Lims ID: CCV L5
Client ID:
Operator ID: A8-PC\A8 ALS Bottle#: 5 Worklist Smp#: 2
Injection Vol: 2.0 ul Dil. Factor: 1.0000
Method: 537_A8_N Limit Group: LC 537 ICAL
Column: Detector EXP1

8 Perfluorooctane sulfonic acid, CAS: 1763-23-1

Signal: 1

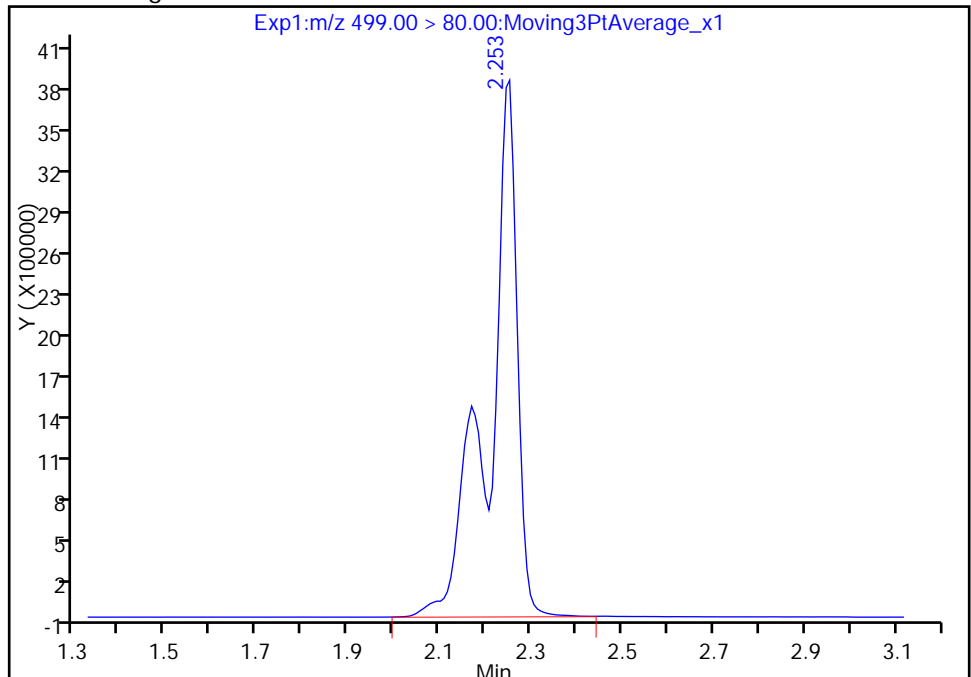
Not Detected
Expected RT: 2.25

Processing Integration Results



Manual Integration Results

RT: 2.25
Area: 16657523
Amount: 58.214645
Amount Units: ng/ml



Reviewer: barnettj, 01-Mar-2017 15:38:20
Audit Action: Assigned Compound ID

Audit Reason: Missed Peak

TestAmerica Sacramento

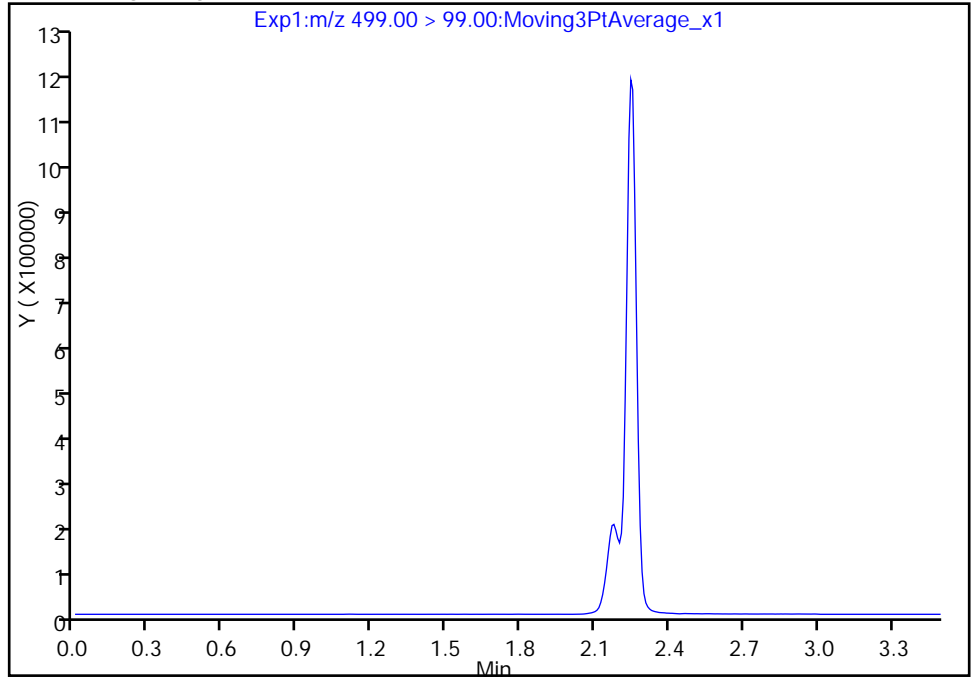
Data File: \\ChromNa\Sacramento\ChromData\A8_N\20170301-40376.b\2017.03.01A_537_002.d
Injection Date: 01-Mar-2017 15:17:43 Instrument ID: A8_N
Lims ID: CCV L5
Client ID:
Operator ID: A8-PC\A8 ALS Bottle#: 5 Worklist Smp#: 2
Injection Vol: 2.0 ul Dil. Factor: 1.0000
Method: 537_A8_N Limit Group: LC 537 ICAL
Column: Detector EXP1

8 Perfluorooctane sulfonic acid, CAS: 1763-23-1

Signal: 2

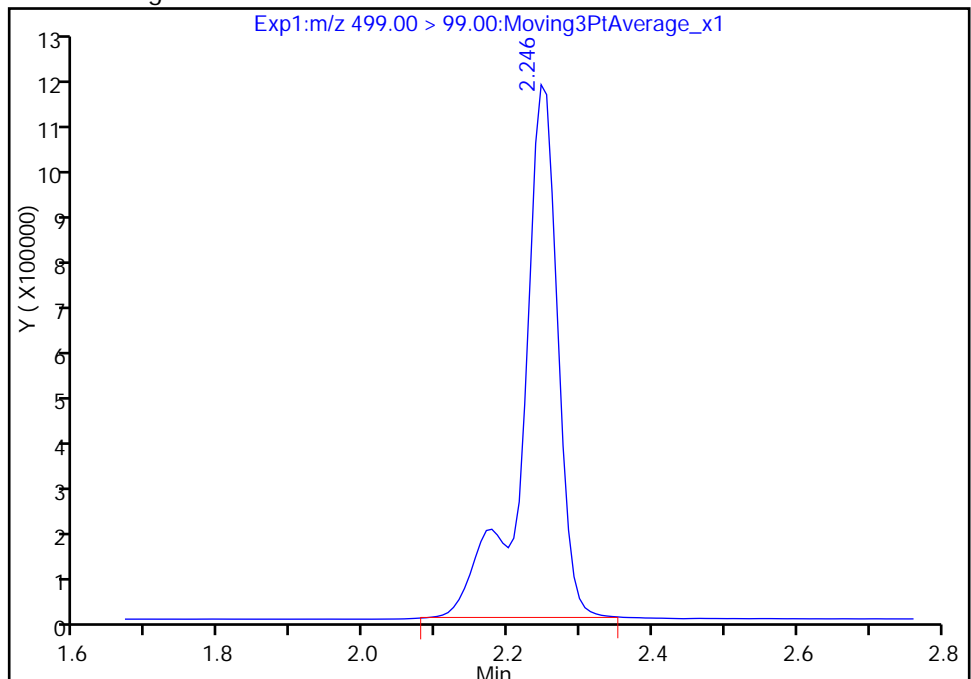
Not Detected
Expected RT: 2.25

Processing Integration Results



Manual Integration Results

RT: 2.25
Area: 4017735
Amount: 58.214645
Amount Units: ng/ml



Reviewer: barnettj, 01-Mar-2017 15:38:20

Audit Action: Manually Integrated

Audit Reason: Missed Peak

TestAmerica Sacramento

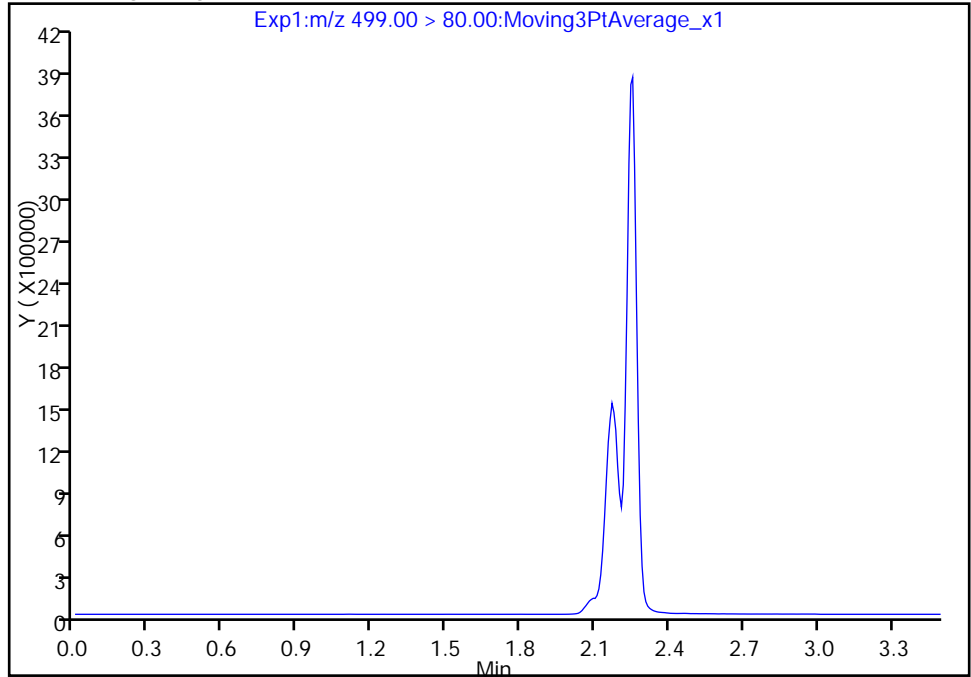
Data File: \\ChromNa\Sacramento\ChromData\A8_N\20170301-40376.b\2017.03.01A_537_002.d
Injection Date: 01-Mar-2017 15:17:43 Instrument ID: A8_N
Lims ID: CCV L5
Client ID:
Operator ID: A8-PC\A8 ALS Bottle#: 5 Worklist Smp#: 2
Injection Vol: 2.0 ul Dil. Factor: 1.0000
Method: 537_A8_N Limit Group: LC 537 ICAL
Column: Detector EXP1

8 Perfluorooctane sulfonic acid, CAS: 1763-23-1

Signal: 1

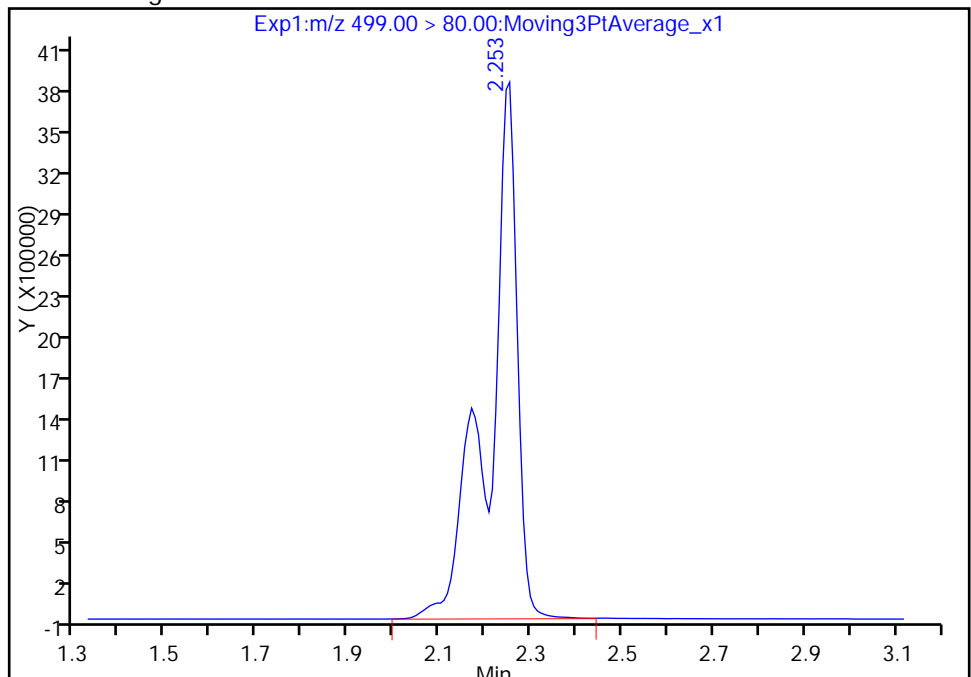
Not Detected
Expected RT: 2.25

Processing Integration Results



Manual Integration Results

RT: 2.25
Area: 16657523
Amount: 58.214645
Amount Units: ng/ml



Reviewer: barnettj, 01-Mar-2017 15:38:20

Audit Action: Manually Integrated

Audit Reason: Missed Peak

FORM VII
LCMS CONTINUING CALIBRATION DATA

Lab Name: TestAmerica Sacramento Job No.: 320-26004-1
 SDG No.: _____
 Lab Sample ID: CCV 320-152753/7 Calibration Date: 03/01/2017 15:39
 Instrument ID: A8_N Calib Start Date: 03/01/2017 12:47
 GC Column: GeminiC18 3x100 ID: 3.00 (mm) Calib End Date: 03/01/2017 13:09
 Lab File ID: 2017.03.01A_537_007.d Conc. Units: ng/mL

ANALYTE	CURVE TYPE	AVE RRF	RRF	MIN RRF	CALC AMOUNT	SPIKE AMOUNT	%D	MAX %D
Perfluorobutanesulfonic acid (PFBS)	Ave	1.679	1.781		47.8	45.1	6.1	30.0
Perfluoroheptanoic acid	Ave	0.9649	0.9676		4.99	4.97	0.3	30.0
Perfluorohexanesulfonic acid	Ave	1.607	1.636		15.5	15.2	1.8	30.0
Perfluorooctanoic acid (PFOA)	Ave	0.9608	0.9521		9.72	9.81	-0.9	30.0
Perfluorooctanesulfonic acid (PFOS)	Ave	1.095	1.097		20.2	20.1	0.2	30.0
Perfluorononanoic acid	Ave	0.7437	0.7474		10.5	10.4	0.5	30.0
13C2 PFHxA	Ave	1.064	1.039		9.77	10.0	-2.3	30.0
13C2 PFDA	Ave	0.6770	0.6750		9.97	10.0	-0.3	30.0

TestAmerica Sacramento
Target Compound Quantitation Report

Data File: \\ChromNa\Sacramento\ChromData\A8_N\20170301-40376.b\2017.03.01A_537_007.d
 Lims ID: CCV L3
 Client ID:
 Sample Type: CCVIS
 Inject. Date: 01-Mar-2017 15:39:42 ALS Bottle#: 3 Worklist Smp#: 7
 Injection Vol: 2.0 ul Dil. Factor: 1.0000
 Sample Info: CCV L3
 Misc. Info.: Plate: 1 Rack: 1
 Operator ID: A8-PC\A8 Instrument ID: A8_N
 Sublist: chrom-537_A8_N*sub1
 Method: \\ChromNa\Sacramento\ChromData\A8_N\20170301-40376.b\537_A8_N.m
 Limit Group: LC 537 ICAL
 Last Update: 01-Mar-2017 16:19:19 Calib Date: 01-Mar-2017 13:09:27
 Integrator: Picker
 Quant Method: Internal Standard Quant By: Initial Calibration
 Last ICal File: \\ChromNA\Sacramento\ChromData\A8_N\20170301-40359.b\2017.03.01_537CURVE_008.d
 Column 1 : Det: EXP1
 Process Host: XAWRK024

First Level Reviewer: barnettj Date: 01-Mar-2017 16:19:12

Signal	RT	EXP RT	DLT RT	REL RT	Response	Amount ng/ml	Ratio(Limits)	S/N	Flags
1 Perfluorobutanesulfonic acid									
298.90 > 80.00	1.510	1.511	-0.001	1.000	18714392	47.8		1330	
298.90 > 99.00	1.510	1.511	-0.001	1.000	8288759		2.26(0.00-0.00)	1572	
\$ 2 13C2 PFHxA									
315.00 > 270.00	1.639	1.638	0.001	1.000	2559347	9.77		5182	
3 Perfluorohexanesulfonic acid									
399.00 > 80.00	1.791	1.789	0.002	1.000	5794904	15.5		1305	
4 Perfluoroheptanoic acid									
363.00 > 319.00	1.791	1.791	0.0	1.000	1185225	4.99		117	
* 6 13C2-PFOA									
415.00 > 370.00	1.995	1.992	0.003		2462223	10.0		4948	
5 Perfluorooctanoic acid									
413.00 > 369.00	1.995	1.994	0.001	1.000	2299259	9.72		185	
413.00 > 169.00	1.995	1.994	0.001	1.000	1326364		1.73(0.00-0.00)	1226	
8 Perfluorooctane sulfonic acid									
499.00 > 80.00	2.162	2.162	0.0	1.000	5146550	20.2		610	
499.00 > 99.00	2.238	2.162	0.076	1.035	1244622		4.14(0.00-0.00)	1393	
* 7 13C4 PFOS									
503.00 > 80.00	2.238	2.241	-0.003		6682132	28.7		6794	
9 Perfluorononanoic acid									
463.00 > 419.00	2.246	2.250	-0.004	1.000	1917990	10.5		495	
\$ 10 13C2 PFDA									
515.00 > 470.00	2.397	2.392	0.005	1.000	1662097	9.97		2187	

Reagents:

LC537-L3_00019

Amount Added: 1.00

Units: mL

TestAmerica Sacramento

Data File: \\ChromNa\Sacramento\ChromData\A8_N\20170301-40376.b\2017.03.01A_537_007.d

Injection Date: 01-Mar-2017 15:39:42

Instrument ID: A8_N

Lims ID: CCV L3

Client ID:

Operator ID: A8-PC\A8

ALS Bottle#: 3

Worklist Smp#: 7

Injection Vol: 2.0 ul

Dil. Factor: 1.0000

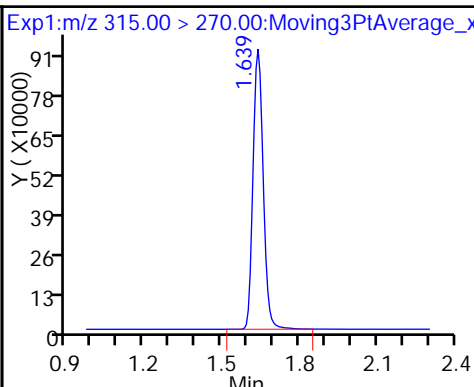
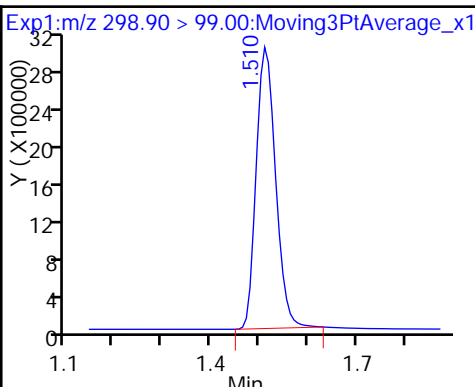
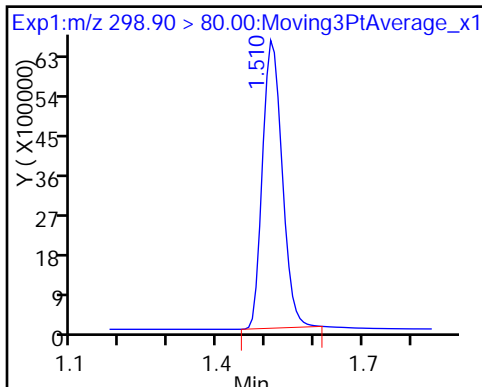
Method: 537_A8_N

Limit Group: LC 537 ICAL

1 Perfluorobutanesulfonic acid

1 Perfluorobutanesulfonic acid

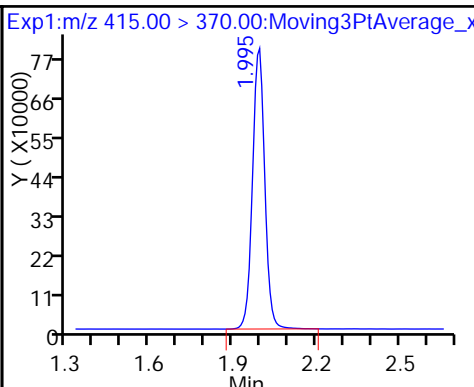
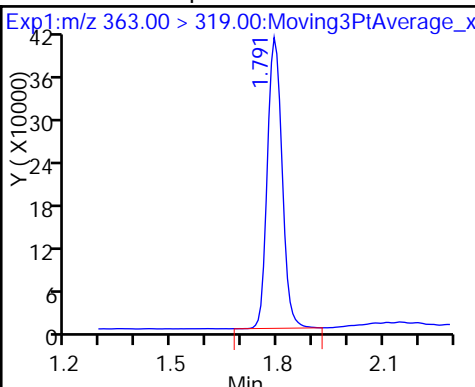
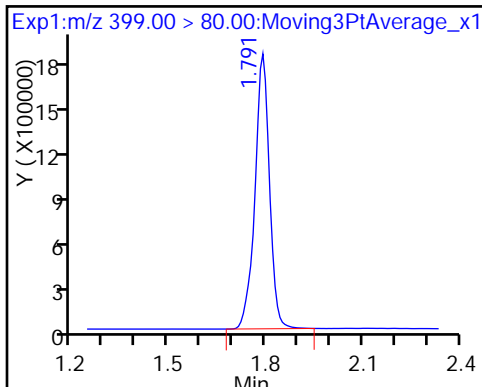
\$ 2 13C2 PFHxA



3 Perfluorohexanesulfonic acid

4 Perfluoroheptanoic acid

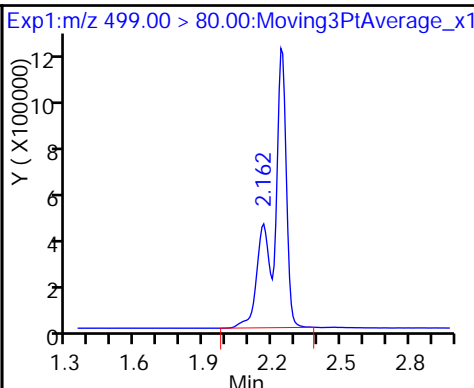
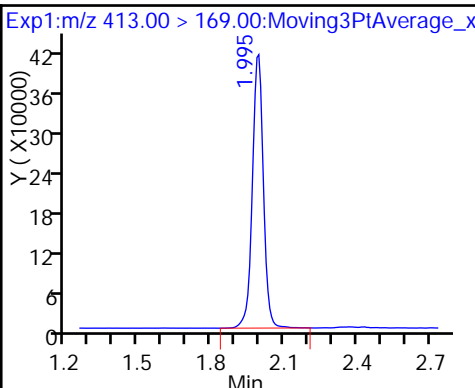
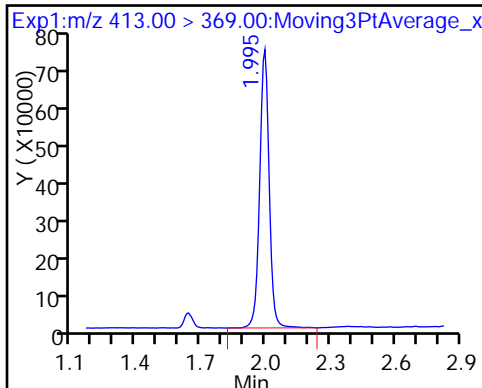
* 6 13C2-PFOA



5 Perfluorooctanoic acid

5 Perfluorooctanoic acid

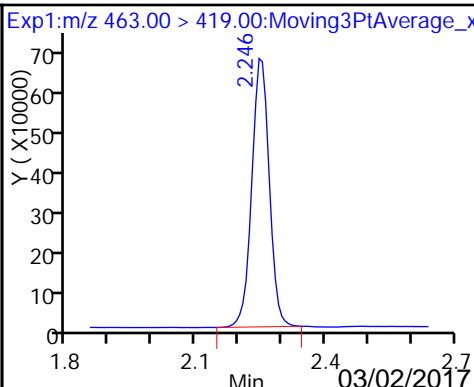
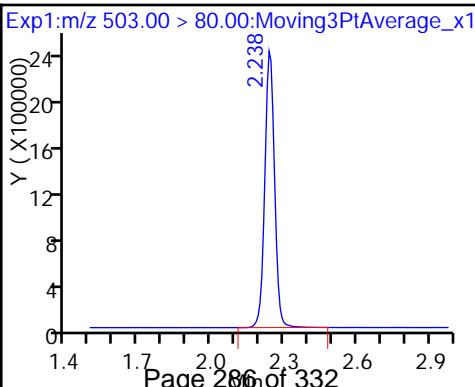
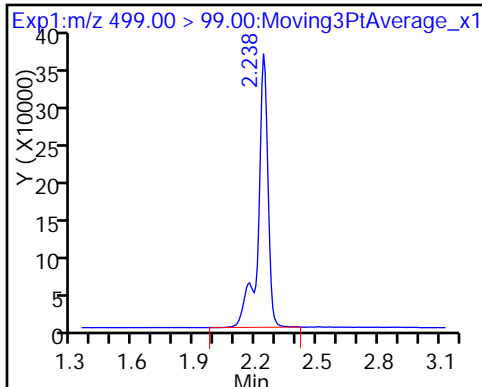
8 Perfluorooctane sulfonic acid



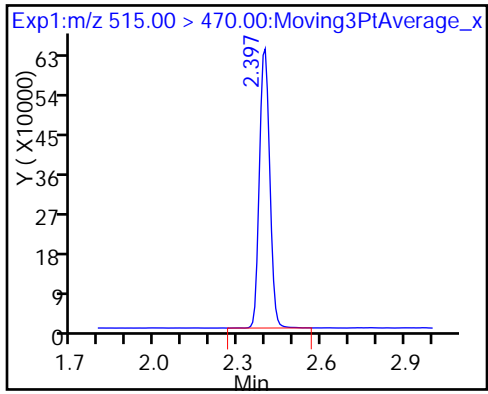
8 Perfluorooctane sulfonic acid

* 7 13C4 PFOS

9 Perfluorononanoic acid



\$ 10 13C2 PFDA



FORM I
LCMS ORGANICS ANALYSIS DATA SHEET

Lab Name: TestAmerica Sacramento Job No.: 320-26004-1
 SDG No.: _____
 Client Sample ID: _____ Lab Sample ID: MB 320-152123/1-A
 Matrix: Water Lab File ID: 2017.02.28C_537_001.d
 Analysis Method: 537 Date Collected: _____
 Extraction Method: 537 Date Extracted: 02/24/2017 13:19
 Sample wt/vol: 250(mL) Date Analyzed: 02/28/2017 17:13
 Con. Extract Vol.: 1(mL) Dilution Factor: 1
 Injection Volume: 2(uL) GC Column: GeminiC18 3x100 ID: 3(mm)
 % Moisture: _____ GPC Cleanup: (Y/N) N
 Analysis Batch No.: 152592 Units: ug/L

CAS NO.	COMPOUND NAME	RESULT	Q	LOQ	LOD	DL
1763-23-1	Perfluorooctanesulfonic acid (PFOS)	0.048	U	0.060	0.048	0.016
335-67-1	Perfluorooctanoic acid (PFOA)	0.024	U	0.030	0.024	0.0094
375-73-5	Perfluorobutanesulfonic acid (PFBS)	0.11	U	0.14	0.11	0.048

CAS NO.	SURROGATE	%REC	Q	LIMITS
STL00993	13C2 PFHxA	76		70-130
STL00996	13C2 PFDA	72		70-130

TestAmerica Sacramento
Target Compound Quantitation Report

Data File: \\ChromNa\Sacramento\ChromData\A8_N\20170228-40335.b\2017.02.28C_537_001.d
 Lims ID: MB 320-152123/1-A
 Client ID:
 Sample Type: MB
 Inject. Date: 28-Feb-2017 17:13:39 ALS Bottle#: 21 Worklist Smp#: 16
 Injection Vol: 2.0 ul Dil. Factor: 1.0000
 Sample Info: mb 320-152123/1-a
 Misc. Info.: Plate: 1 Rack: 2
 Operator ID: A8-PC\A8 Instrument ID: A8_N
 Method: \\ChromNa\Sacramento\ChromData\A8_N\20170228-40335.b\537_A8_N.m
 Limit Group: LC 537 ICAL
 Last Update: 01-Mar-2017 13:37:54 Calib Date: 28-Feb-2017 15:03:35
 Integrator: Picker
 Quant Method: Internal Standard Quant By: Initial Calibration
 Last ICal File: \\ChromNA\Sacramento\ChromData\A8_N\20170228-40333.b\2017.02.28_537CURVE_008.d
 Column 1 : Det: EXP1
 Process Host: XAWRK024

First Level Reviewer: barnettj Date: 01-Mar-2017 11:24:57

Signal	RT	EXP RT	DLT RT	REL RT	Response	Amount ng/ml	Ratio(Limits)	S/N	Flags
\$ 2 13C2 PFHxA	315.00 > 270.00	1.662	1.765	-0.103	1.000	1979183	7.65	4279	
* 6 13C2-PFOA	415.00 > 370.00	2.026	2.172	-0.146		2527196	10.0	4756	
* 7 13C4 PFOS	503.00 > 80.00	2.269	2.395	-0.127		6997191	28.7	7852	
\$ 10 13C2 PFDA	515.00 > 470.00	2.420	2.530	-0.110	1.000	1383453	7.23	1735	

TestAmerica Sacramento

Data File: \\ChromNa\Sacramento\ChromData\A8_N\20170228-40335.b\2017.02.28C_537_001.d

Injection Date: 28-Feb-2017 17:13:39

Instrument ID: A8_N

Lims ID: MB 320-152123/1-A

Client ID:

Operator ID: A8-PC\A8

ALS Bottle#: 21

Worklist Smp#: 16

Injection Vol: 2.0 ul

Dil. Factor: 1.0000

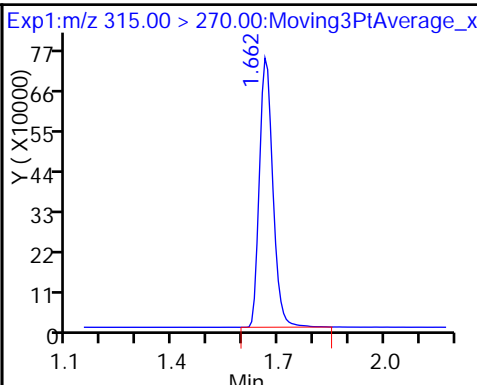
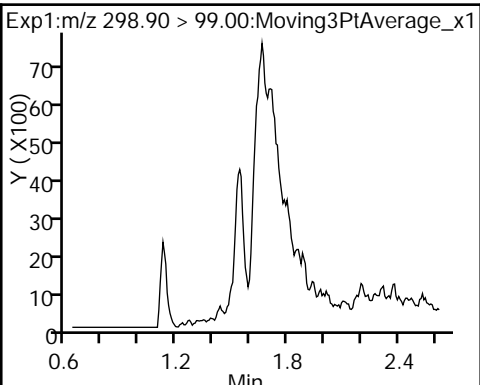
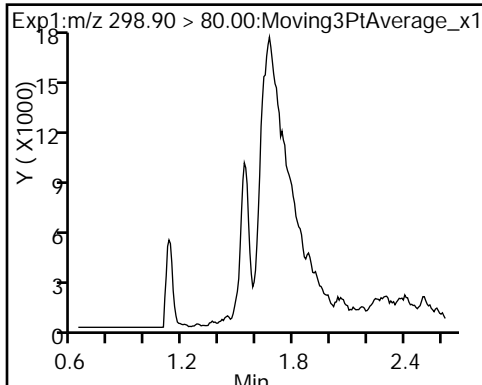
Method: 537_A8_N

Limit Group: LC 537 ICAL

1 Perfluorobutanesulfonic acid (ND)

1 Perfluorobutanesulfonic acid (ND)

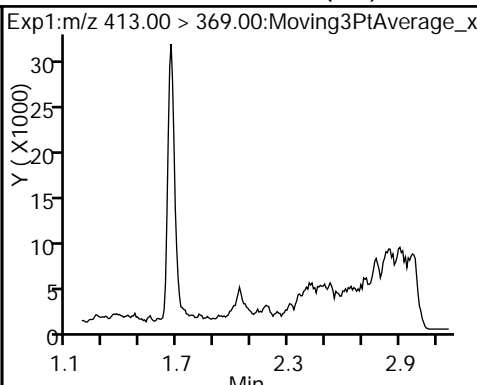
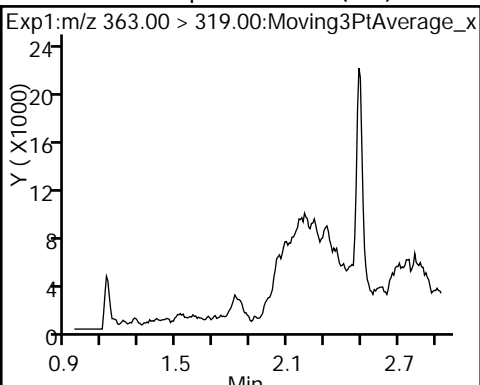
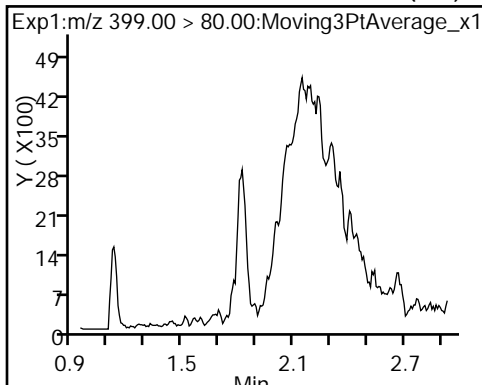
\$ 2 13C2 PFHxA



3 Perfluorohexanesulfonic acid (ND)

4 Perfluoroheptanoic acid (ND)

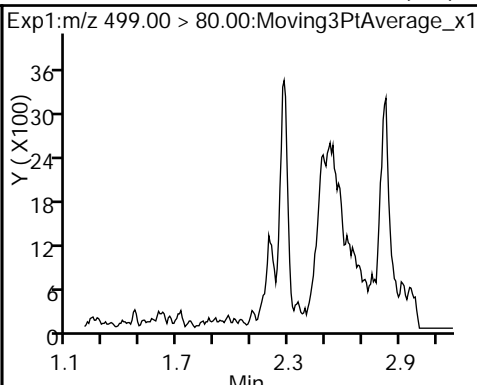
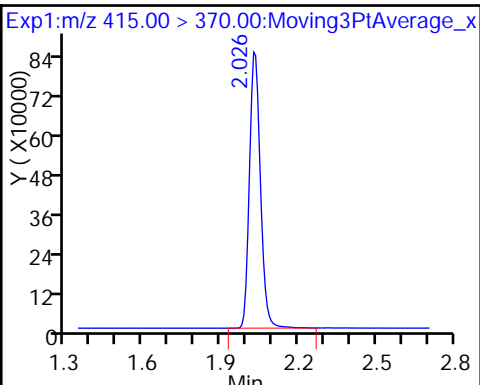
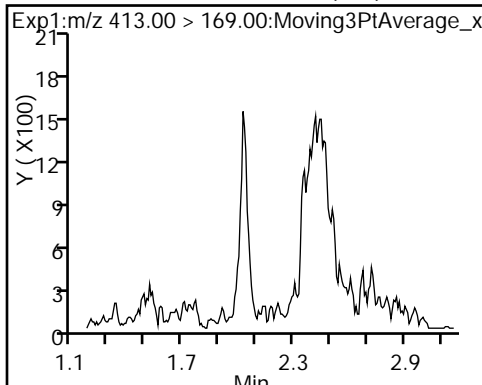
5 Perfluorooctanoic acid (ND)



5 Perfluorooctanoic acid (ND)

* 6 13C2-PFOA

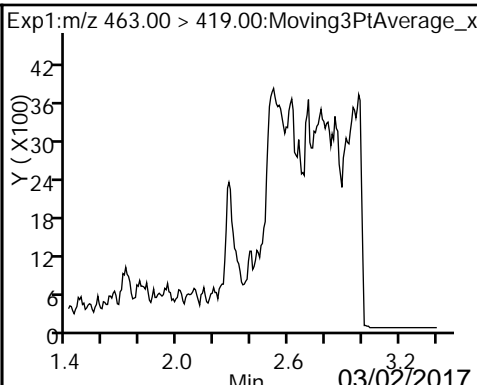
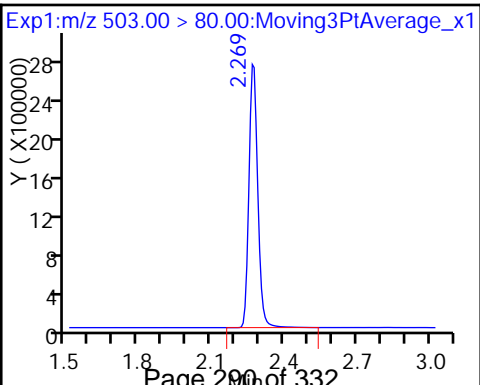
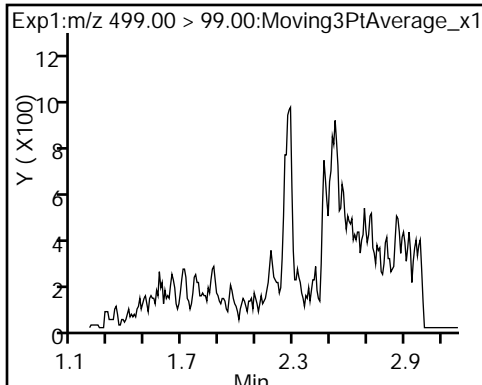
8 Perfluorooctane sulfonic acid (ND)



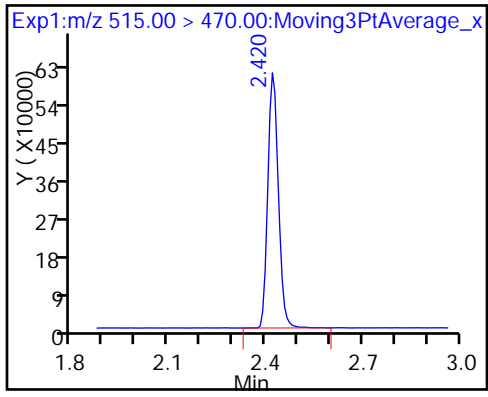
8 Perfluorooctane sulfonic acid (ND)

* 7 13C4 PFOS

9 Perfluorononanoic acid (ND)



\$ 10 13C2 PFDA



TestAmerica Sacramento
Recovery Report

Data File: \\ChromNa\Sacramento\ChromData\A8_N\20170228-40335.b\2017.02.28C_537_001.d
 Lims ID: MB 320-152123/1-A
 Client ID:
 Sample Type: MB
 Inject. Date: 28-Feb-2017 17:13:39 ALS Bottle#: 21 Worklist Smp#: 16
 Injection Vol: 2.0 ul Dil. Factor: 1.0000
 Sample Info: mb 320-152123/1-a
 Misc. Info.: Plate: 1 Rack: 2
 Operator ID: A8-PC\A8 Instrument ID: A8_N
 Method: \\ChromNa\Sacramento\ChromData\A8_N\20170228-40335.b\537_A8_N.m
 Limit Group: LC 537 ICAL
 Last Update: 01-Mar-2017 13:37:54 Calib Date: 28-Feb-2017 15:03:35
 Integrator: Picker
 Quant Method: Internal Standard Quant By: Initial Calibration
 Last ICal File: \\ChromNA\Sacramento\ChromData\A8_N\20170228-40333.b\2017.02.28_537CURVE_008.d
 Column 1 : Det: EXP1
 Process Host: XAWRK024

First Level Reviewer: barnettj Date: 01-Mar-2017 11:24:57

Compound	Amount Added	Amount Recovered	% Rec.
\$ 2 13C2 PFHxA	10.0	7.65	76.49
\$ 10 13C2 PFDA	10.0	7.23	72.33

FORM I
LCMS ORGANICS ANALYSIS DATA SHEET

Lab Name: TestAmerica Sacramento Job No.: 320-26004-1
 SDG No.: _____
 Client Sample ID: _____ Lab Sample ID: LLCS 320-152123/2-A
 Matrix: Water Lab File ID: 2017.02.28C_537_002.d
 Analysis Method: 537 Date Collected: _____
 Extraction Method: 537 Date Extracted: 02/24/2017 13:19
 Sample wt/vol: 250(mL) Date Analyzed: 02/28/2017 17:18
 Con. Extract Vol.: 1(mL) Dilution Factor: 1
 Injection Volume: 2(uL) GC Column: GeminiC18 3x100 ID: 3(mm)
 % Moisture: _____ GPC Cleanup: (Y/N) N
 Analysis Batch No.: 152592 Units: ug/L

CAS NO.	COMPOUND NAME	RESULT	Q	LOQ	LOD	DL
1763-23-1	Perfluorooctanesulfonic acid (PFOS)	0.0303	J	0.060	0.048	0.016
335-67-1	Perfluorooctanoic acid (PFOA)	0.0140	J	0.030	0.024	0.0094
375-73-5	Perfluorobutanesulfonic acid (PFBS)	0.0839	J	0.14	0.11	0.048

CAS NO.	SURROGATE	%REC	Q	LIMITS
STL00993	13C2 PFHxA	83		70-130
STL00996	13C2 PFDA	76		70-130

TestAmerica Sacramento
Target Compound Quantitation Report

Data File: \\ChromNa\Sacramento\ChromData\A8_N\20170228-40335.b\2017.02.28C_537_002.d
 Lims ID: LLCS 320-152123/2-A
 Client ID:
 Sample Type: LLCS
 Inject. Date: 28-Feb-2017 17:18:02 ALS Bottle#: 22 Worklist Smp#: 17
 Injection Vol: 2.0 ul Dil. Factor: 1.0000
 Sample Info: llcs 320-152123/2-a
 Misc. Info.: Plate: 1 Rack: 2
 Operator ID: A8-PC\A8 Instrument ID: A8_N
 Method: \\ChromNa\Sacramento\ChromData\A8_N\20170228-40335.b\537_A8_N.m
 Limit Group: LC 537 ICAL
 Last Update: 01-Mar-2017 13:37:54 Calib Date: 28-Feb-2017 15:03:35
 Integrator: Picker
 Quant Method: Internal Standard Quant By: Initial Calibration
 Last ICal File: \\ChromNA\Sacramento\ChromData\A8_N\20170228-40333.b\2017.02.28_537CURVE_008.d
 Column 1 : Det: EXP1
 Process Host: XAWRK024

First Level Reviewer: barnettj Date: 01-Mar-2017 13:21:59

Signal	RT	EXP RT	DLT RT	REL RT	Response	Amount ng/ml	Ratio(Limits)	S/N	Flags
1 Perfluorobutanesulfonic acid									
298.90 > 80.00	1.533	1.627	-0.094	1.000	7712619	21.0		830	
298.90 > 99.00	1.533	1.627	-0.094	1.000	3197866		2.41(0.00-0.00)	820	
\$ 2 13C2 PFHxA									
315.00 > 270.00	1.662	1.765	-0.103	1.000	2115250	8.32		5124	
3 Perfluorohexanesulfonic acid									
399.00 > 80.00	1.813	1.938	-0.125	1.000	2124996	6.28		539	
4 Perfluoroheptanoic acid									
363.00 > 319.00	1.821	1.940	-0.119	1.000	480915	2.11		44.7	
5 Perfluorooctanoic acid									
413.00 > 369.00	2.026	2.172	-0.146	1.000	835088	3.50		67.7	
413.00 > 169.00	2.018	2.172	-0.154	0.996	489902		1.70(0.00-0.00)	555	
* 6 13C2-PFOA									
415.00 > 370.00	2.018	2.172	-0.154		2482421	10.0		5205	
8 Perfluorooctane sulfonic acid									
499.00 > 80.00	2.185	2.276	-0.091	1.000	2034072	7.57		270	
499.00 > 99.00	2.261	2.276	-0.015	1.035	497348		4.09(0.00-0.00)	587	
* 7 13C4 PFOS									
503.00 > 80.00	2.261	2.395	-0.134		7076701	28.7		7551	
9 Perfluorononanoic acid									
463.00 > 419.00	2.269	2.404	-0.136	1.000	757759	3.99		201	
\$ 10 13C2 PFDA									
515.00 > 470.00	2.413	2.530	-0.117	1.000	1420211	7.56		1888	

TestAmerica Sacramento

Data File: \\ChromNa\Sacramento\ChromData\A8_N\20170228-40335.b\2017.02.28C_537_002.d

Injection Date: 28-Feb-2017 17:18:02

Instrument ID: A8_N

Lims ID: LLCS 320-152123/2-A

Client ID:

Operator ID: A8-PC\A8

ALS Bottle#: 22

Worklist Smp#: 17

Injection Vol: 2.0 ul

Dil. Factor: 1.0000

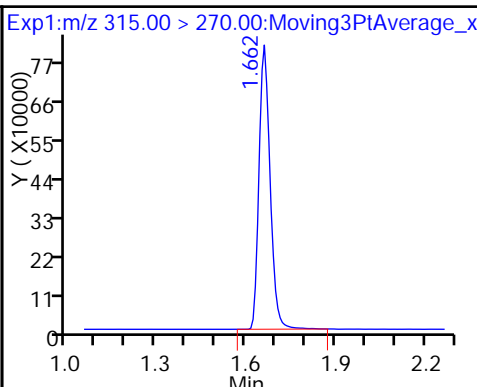
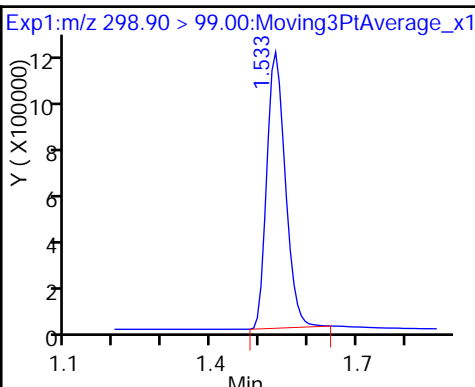
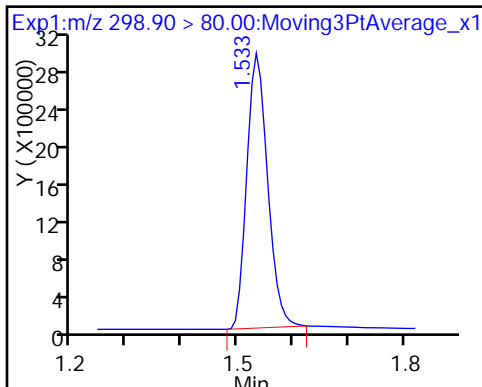
Method: 537_A8_N

Limit Group: LC 537 ICAL

1 Perfluorobutanesulfonic acid

1 Perfluorobutanesulfonic acid

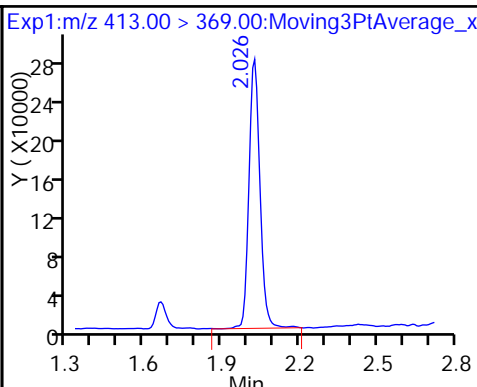
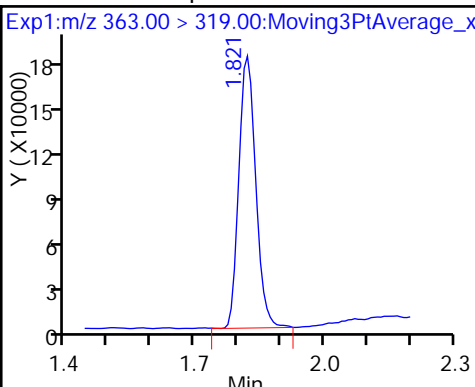
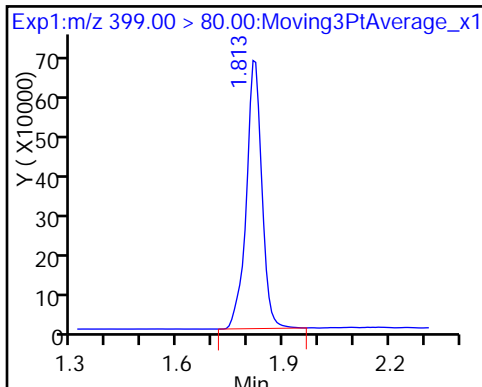
\$ 2 13C2 PFHxA



3 Perfluorohexanesulfonic acid

4 Perfluoroheptanoic acid

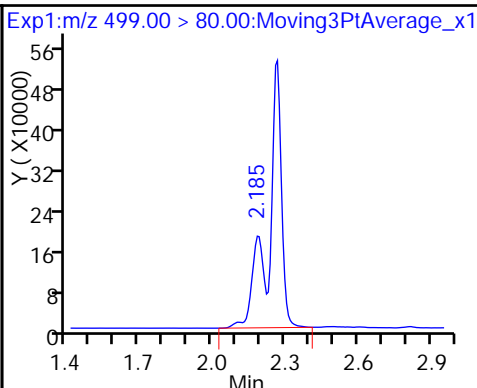
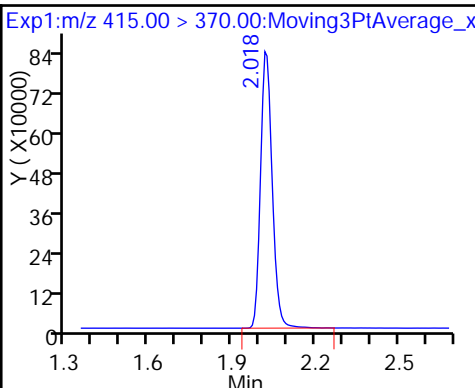
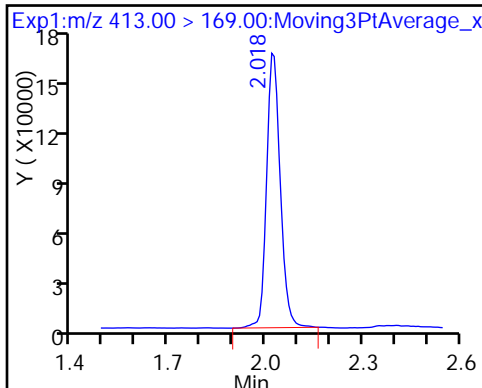
5 Perfluorooctanoic acid



5 Perfluorooctanoic acid

* 6 13C2-PFOA

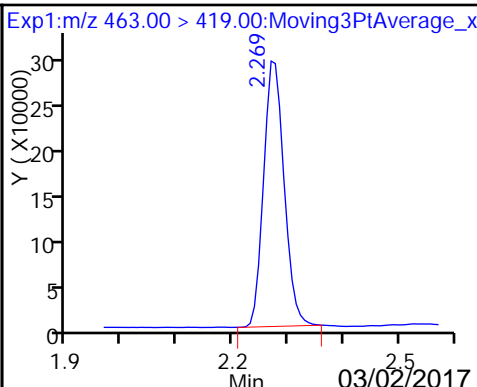
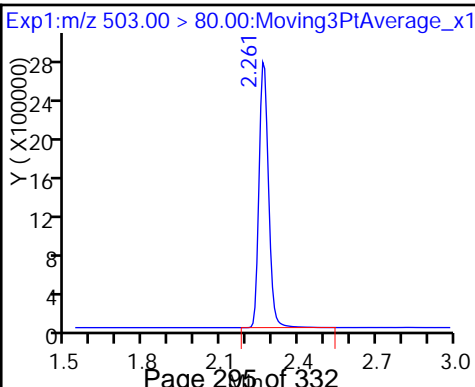
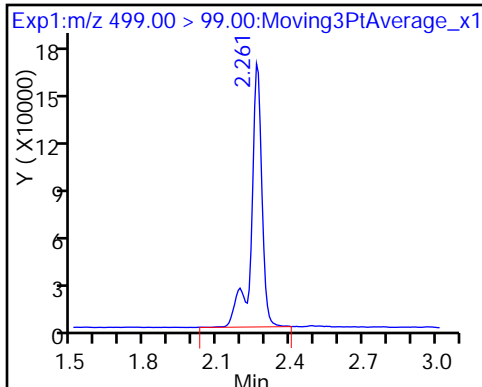
8 Perfluorooctane sulfonic acid



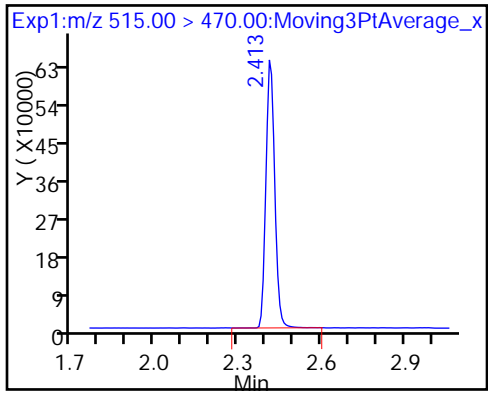
8 Perfluorooctane sulfonic acid

* 7 13C4 PFOS

9 Perfluorononanoic acid



\$ 10 13C2 PFDA



TestAmerica Sacramento
Recovery Report

Data File: \\ChromNa\Sacramento\ChromData\A8_N\20170228-40335.b\2017.02.28C_537_002.d
 Lims ID: LLCS 320-152123/2-A
 Client ID:
 Sample Type: LLCS
 Inject. Date: 28-Feb-2017 17:18:02 ALS Bottle#: 22 Worklist Smp#: 17
 Injection Vol: 2.0 ul Dil. Factor: 1.0000
 Sample Info: llcs 320-152123/2-a
 Misc. Info.: Plate: 1 Rack: 2
 Operator ID: A8-PC\A8 Instrument ID: A8_N
 Method: \\ChromNa\Sacramento\ChromData\A8_N\20170228-40335.b\537_A8_N.m
 Limit Group: LC 537 ICAL
 Last Update: 01-Mar-2017 13:37:54 Calib Date: 28-Feb-2017 15:03:35
 Integrator: Picker
 Quant Method: Internal Standard Quant By: Initial Calibration
 Last ICal File: \\ChromNA\Sacramento\ChromData\A8_N\20170228-40333.b\2017.02.28_537CURVE_008.d
 Column 1 : Det: EXP1
 Process Host: XAWRK024

First Level Reviewer: barnettj Date: 01-Mar-2017 13:21:59

Compound	Amount Added	Amount Recovered	% Rec.
\$ 2 13C2 PFHxA	10.0	8.32	83.22
\$ 10 13C2 PFDA	10.0	7.56	75.59

FORM I
LCMS ORGANICS ANALYSIS DATA SHEET

Lab Name: TestAmerica Sacramento Job No.: 320-26004-1
 SDG No.: _____
 Client Sample ID: WI-AF-1RW30-0217 MS Lab Sample ID: 320-26004-7 MS
 Matrix: Water Lab File ID: 2017.02.28C_537_010.d
 Analysis Method: 537 Date Collected: 02/20/2017 15:25
 Extraction Method: 537 Date Extracted: 02/24/2017 13:19
 Sample wt/vol: 250 (mL) Date Analyzed: 02/28/2017 17:53
 Con. Extract Vol.: 1 (mL) Dilution Factor: 1
 Injection Volume: 2 (uL) GC Column: GeminiC18 3x100 ID: 3 (mm)
 % Moisture: _____ GPC Cleanup: (Y/N) N
 Analysis Batch No.: 152592 Units: ug/L

CAS NO.	COMPOUND NAME	RESULT	Q	LOQ	LOD	DL
1763-23-1	Perfluorooctanesulfonic acid (PFOS)	0.131	M	0.060	0.048	0.016
335-67-1	Perfluorooctanoic acid (PFOA)	0.0565		0.030	0.024	0.0094
375-73-5	Perfluorobutanesulfonic acid (PFBS)	0.298		0.14	0.11	0.048

CAS NO.	SURROGATE	%REC	Q	LIMITS
STL00993	13C2 PFHxA	72		70-130
STL00996	13C2 PFDA	78		70-130

TestAmerica Sacramento
Target Compound Quantitation Report

Data File: \\ChromNa\Sacramento\ChromData\A8_N\20170228-40335.b\2017.02.28C_537_010.d
 Lims ID: 320-26004-A-7-B MS
 Client ID: WI-AF-1RW30-0217
 Sample Type: MS
 Inject. Date: 28-Feb-2017 17:53:15 ALS Bottle#: 30 Worklist Smp#: 25
 Injection Vol: 2.0 ul Dil. Factor: 1.0000
 Sample Info: 320-26004-a-7-b ms
 Misc. Info.: Plate: 1 Rack: 2
 Operator ID: A8-PC\A8 Instrument ID: A8_N
 Method: \\ChromNa\Sacramento\ChromData\A8_N\20170228-40335.b\537_A8_N.m
 Limit Group: LC 537 ICAL
 Last Update: 01-Mar-2017 13:37:54 Calib Date: 28-Feb-2017 15:03:35
 Integrator: Picker
 Quant Method: Internal Standard Quant By: Initial Calibration
 Last ICal File: \\ChromNA\Sacramento\ChromData\A8_N\20170228-40333.b\2017.02.28_537CURVE_008.d
 Column 1 : Det: EXP1
 Process Host: XAWRK024

First Level Reviewer: barnettj Date: 01-Mar-2017 13:29:38

Signal	RT	EXP RT	DLT RT	REL RT	Response	Amount ng/ml	Ratio(Limits)	S/N	Flags
1 Perfluorobutanesulfonic acid									
298.90 > 80.00	1.540	1.627	-0.087	1.000	25873567	74.5		1286	
298.90 > 99.00	1.540	1.627	-0.087	1.000	11827716		2.19(0.00-0.00)	1603	
\$ 2 13C2 PFHxA									
315.00 > 270.00	1.669	1.765	-0.096	1.000	1856394	7.24		4031	
3 Perfluorohexanesulfonic acid									
399.00 > 80.00	1.828	1.938	-0.110	1.000	8672357	27.2		1129	
4 Perfluoroheptanoic acid									
363.00 > 319.00	1.828	1.940	-0.112	1.000	1710480	7.44		89.0	
5 Perfluorooctanoic acid									
413.00 > 369.00	2.033	2.172	-0.139	1.000	3400380	14.1		187	
413.00 > 169.00	2.033	2.172	-0.139	1.000	1980415		1.72(0.00-0.00)	1672	
* 6 13C2-PFOA									
415.00 > 370.00	2.033	2.172	-0.139		2505711	10.0		4544	
8 Perfluorooctane sulfonic acid									
499.00 > 80.00	2.276	2.276	0.0	1.000	8320849	32.8		2025	M
499.00 > 99.00	2.276	2.276	0.0	1.000	1992889		4.18(0.00-0.00)	1236	M
* 7 13C4 PFOS									
503.00 > 80.00	2.276	2.395	-0.119		6676675	28.7		4763	
9 Perfluorononanoic acid									
463.00 > 419.00	2.284	2.404	-0.120	1.000	3057435	16.0		440	
\$ 10 13C2 PFDA									
515.00 > 470.00	2.420	2.530	-0.110	1.000	1473987	7.77		2140	

QC Flag Legend

Review Flags

M - Manually Integrated

TestAmerica Sacramento

Data File: \\ChromNa\Sacramento\ChromData\A8_N\20170228-40335.b\2017.02.28C_537_010.d

Injection Date: 28-Feb-2017 17:53:15

Instrument ID: A8_N

Lims ID: 320-26004-A-7-B MS

Client ID: WI-AF-1RW30-0217

Operator ID: A8-PC\A8

ALS Bottle#: 30

Worklist Smp#: 25

Injection Vol: 2.0 ul

Dil. Factor: 1.0000

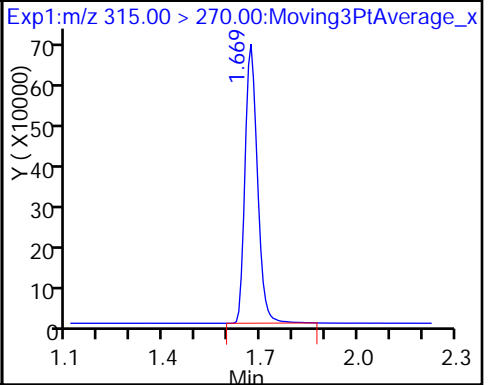
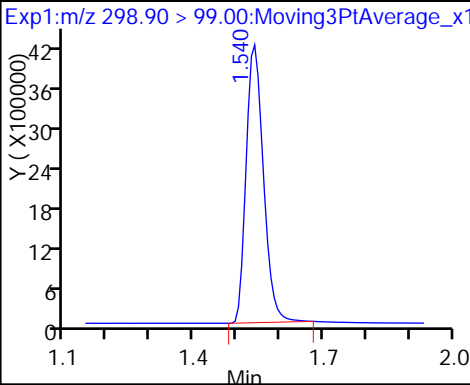
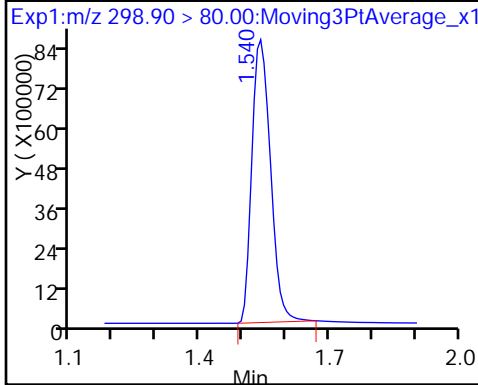
Method: 537_A8_N

Limit Group: LC 537 ICAL

1 Perfluorobutanesulfonic acid

1 Perfluorobutanesulfonic acid

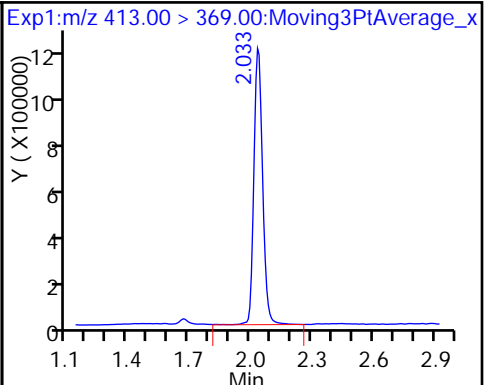
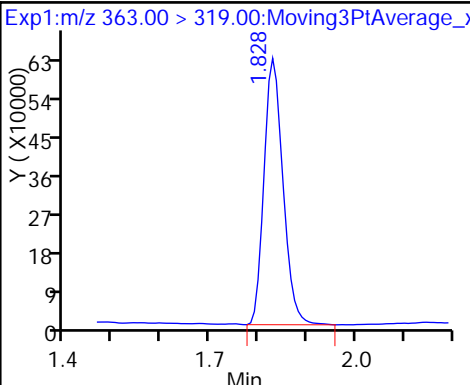
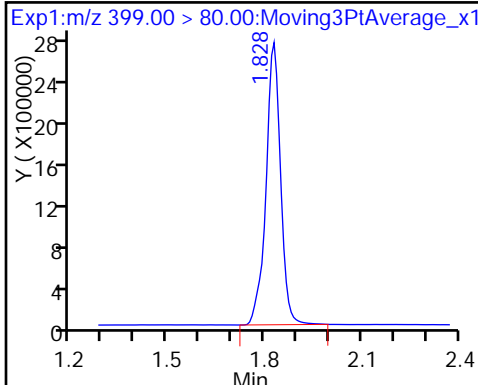
\$ 2 13C2 PFHxA



3 Perfluorohexanesulfonic acid

4 Perfluoroheptanoic acid

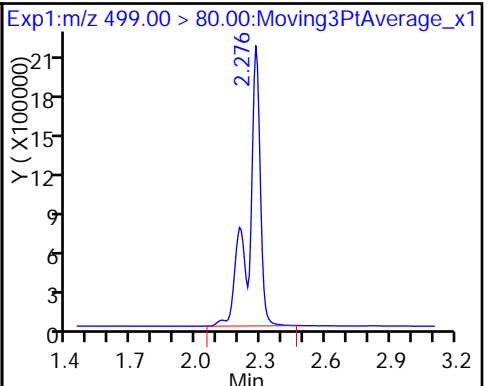
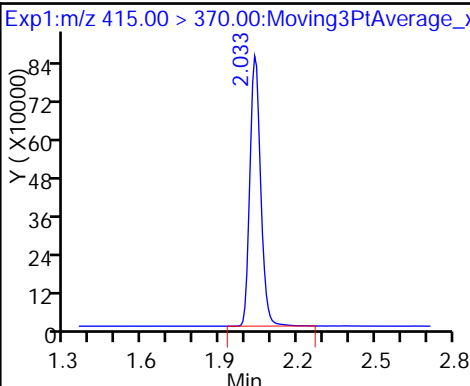
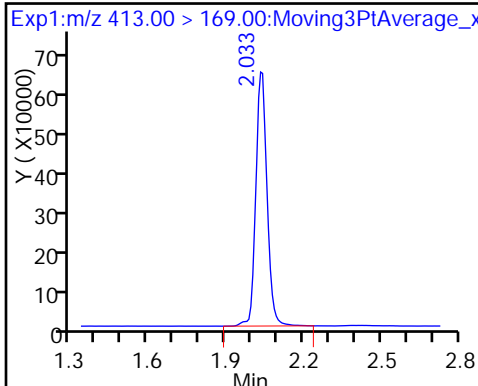
5 Perfluorooctanoic acid



5 Perfluorooctanoic acid

* 6 13C2-PFOA

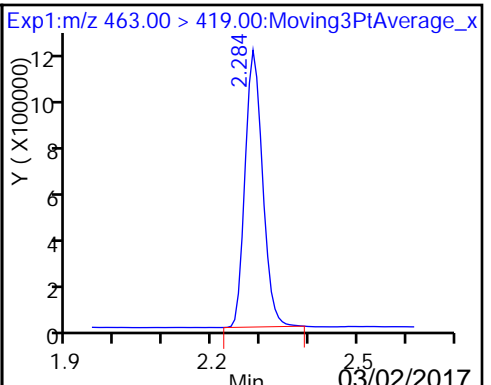
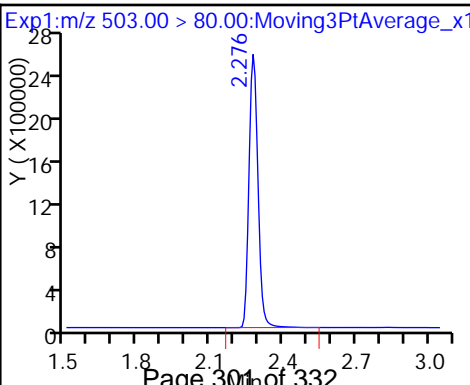
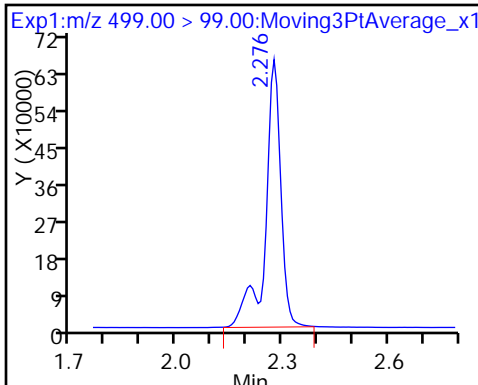
8 Perfluorooctane sulfonic acid (M)



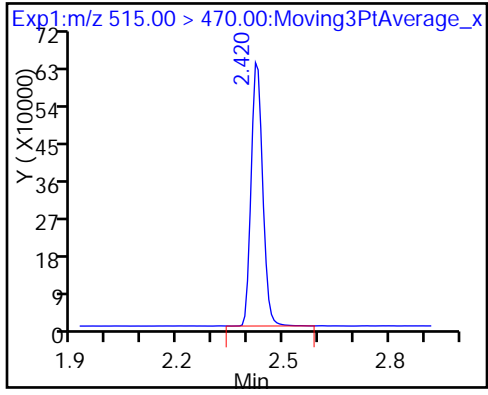
8 Perfluorooctane sulfonic acid (M)

* 7 13C4 PFOS

9 Perfluorononanoic acid



\$ 10 13C2 PFDA



TestAmerica Sacramento
Recovery Report

Data File: \\ChromNa\Sacramento\ChromData\A8_N\20170228-40335.b\2017.02.28C_537_010.d
 Lims ID: 320-26004-A-7-B MS
 Client ID: WI-AF-1RW30-0217
 Sample Type: MS
 Inject. Date: 28-Feb-2017 17:53:15 ALS Bottle#: 30 Worklist Smp#: 25
 Injection Vol: 2.0 ul Dil. Factor: 1.0000
 Sample Info: 320-26004-a-7-b ms
 Misc. Info.: Plate: 1 Rack: 2
 Operator ID: A8-PC\A8 Instrument ID: A8_N
 Method: \\ChromNa\Sacramento\ChromData\A8_N\20170228-40335.b\537_A8_N.m
 Limit Group: LC 537 ICAL
 Last Update: 01-Mar-2017 13:37:54 Calib Date: 28-Feb-2017 15:03:35
 Integrator: Picker
 Quant Method: Internal Standard Quant By: Initial Calibration
 Last ICal File: \\ChromNA\Sacramento\ChromData\A8_N\20170228-40333.b\2017.02.28_537CURVE_008.d
 Column 1 : Det: EXP1
 Process Host: XAWRK024

First Level Reviewer: barnettj Date: 01-Mar-2017 13:29:38

Compound	Amount Added	Amount Recovered	% Rec.
\$ 2 13C2 PFHxA	10.0	7.24	72.36
\$ 10 13C2 PFDA	10.0	7.77	77.73

TestAmerica Sacramento

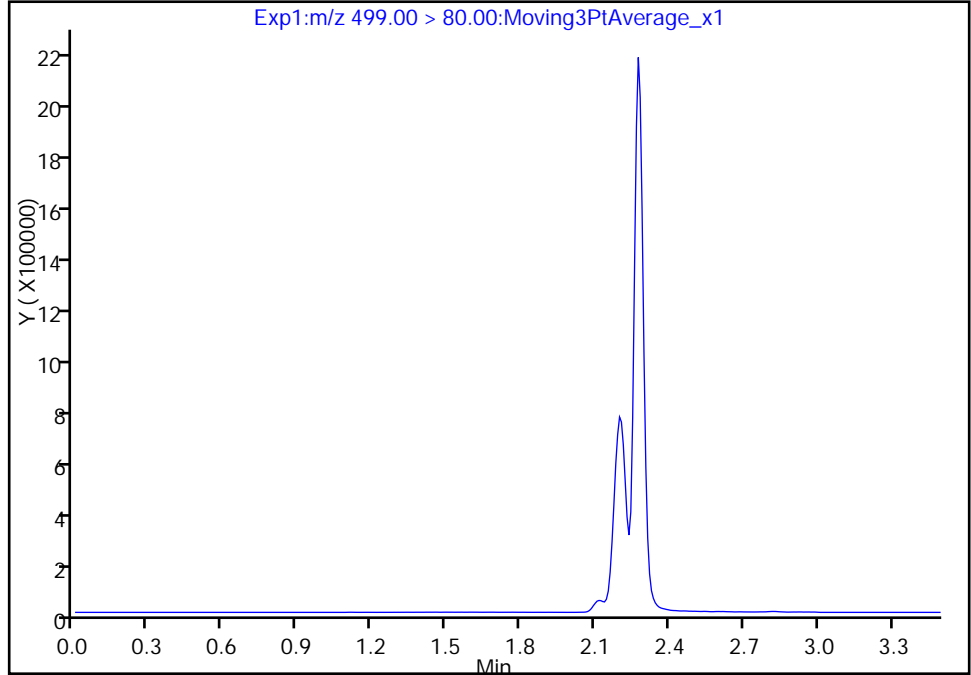
Data File: \\ChromNa\Sacramento\ChromData\A8_N\20170228-40335.b\2017.02.28C_537_010.d
Injection Date: 28-Feb-2017 17:53:15 Instrument ID: A8_N
Lims ID: 320-26004-A-7-B MS
Client ID: WI-AF-1RW30-0217
Operator ID: A8-PC\A8 ALS Bottle#: 30 Worklist Smp#: 25
Injection Vol: 2.0 ul Dil. Factor: 1.0000
Method: 537_A8_N Limit Group: LC 537 ICAL
Column: Detector EXP1

8 Perfluorooctane sulfonic acid, CAS: 1763-23-1

Signal: 1

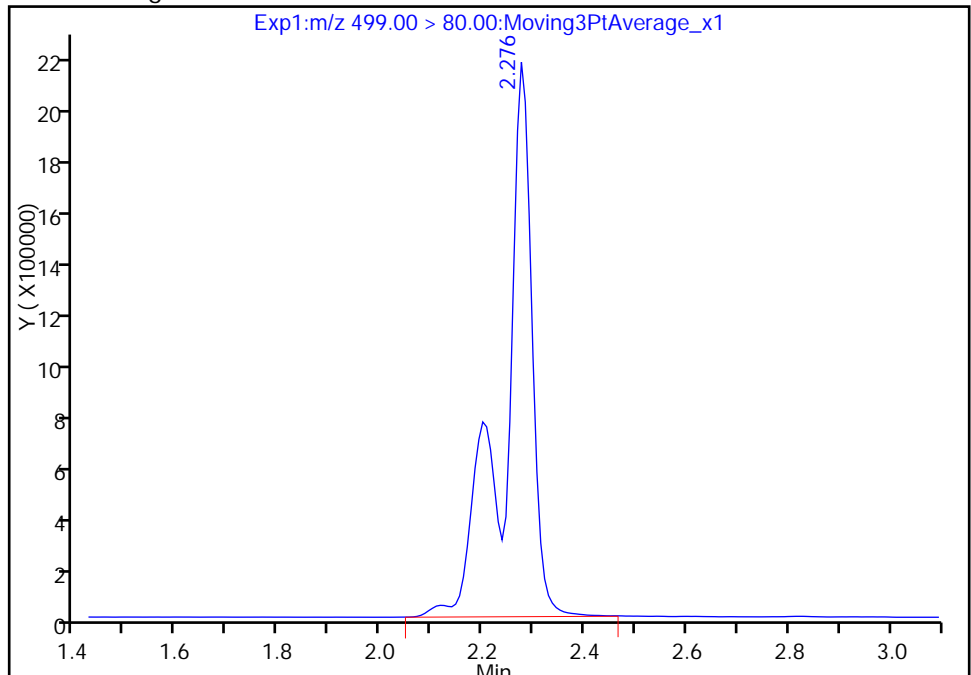
Not Detected
Expected RT: 2.28

Processing Integration Results



Manual Integration Results

RT: 2.28
Area: 8320849
Amount: 32.809667
Amount Units: ng/ml



Reviewer: barnettj, 01-Mar-2017 13:45:33
Audit Action: Assigned Compound ID

Audit Reason: Missed Peak

TestAmerica Sacramento

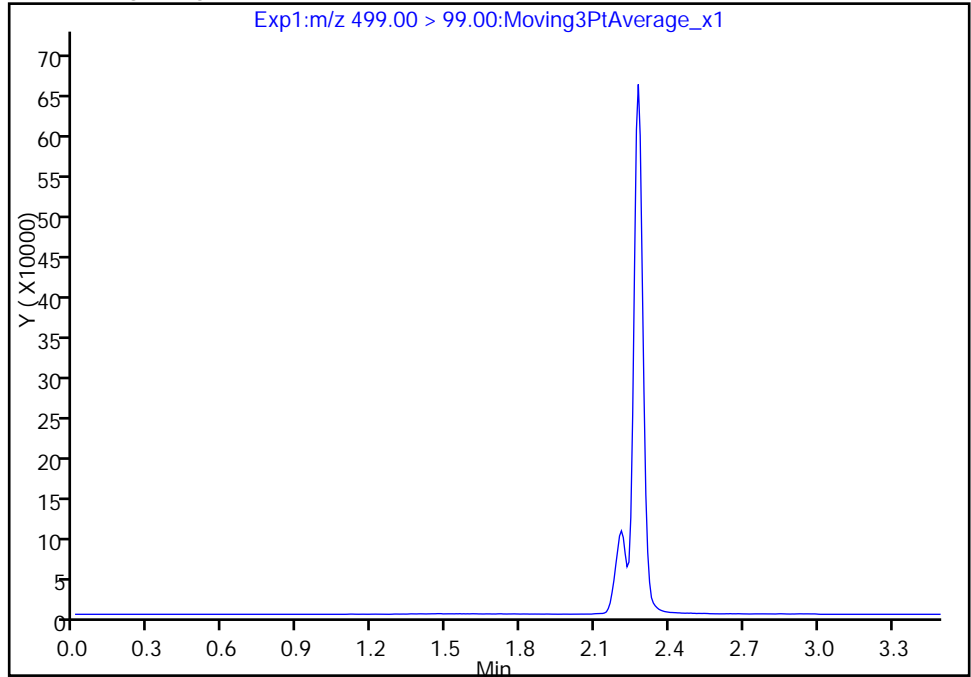
Data File: \\ChromNa\Sacramento\ChromData\A8_N\20170228-40335.b\2017.02.28C_537_010.d
Injection Date: 28-Feb-2017 17:53:15 Instrument ID: A8_N
Lims ID: 320-26004-A-7-B MS
Client ID: WI-AF-1RW30-0217
Operator ID: A8-PC\A8 ALS Bottle#: 30 Worklist Smp#: 25
Injection Vol: 2.0 ul Dil. Factor: 1.0000
Method: 537_A8_N Limit Group: LC 537 ICAL
Column: Detector EXP1

8 Perfluorooctane sulfonic acid, CAS: 1763-23-1

Signal: 2

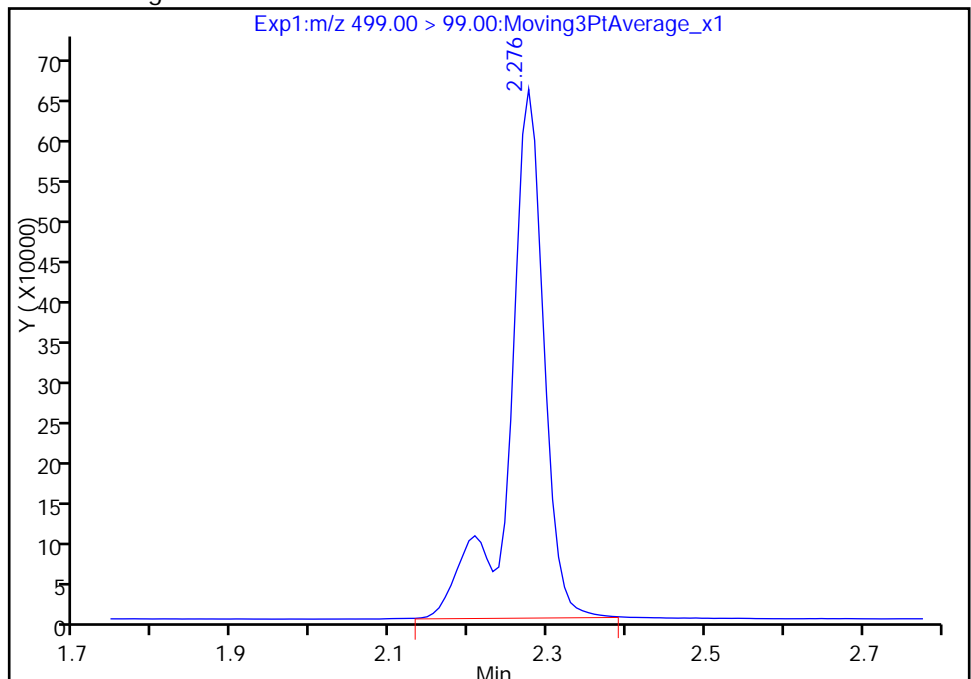
Not Detected
Expected RT: 2.28

Processing Integration Results



Manual Integration Results

RT: 2.28
Area: 1992889
Amount: 32.809667
Amount Units: ng/ml



Reviewer: barnettj, 01-Mar-2017 13:45:33

Audit Action: Manually Integrated

Audit Reason: Missed Peak

TestAmerica Sacramento

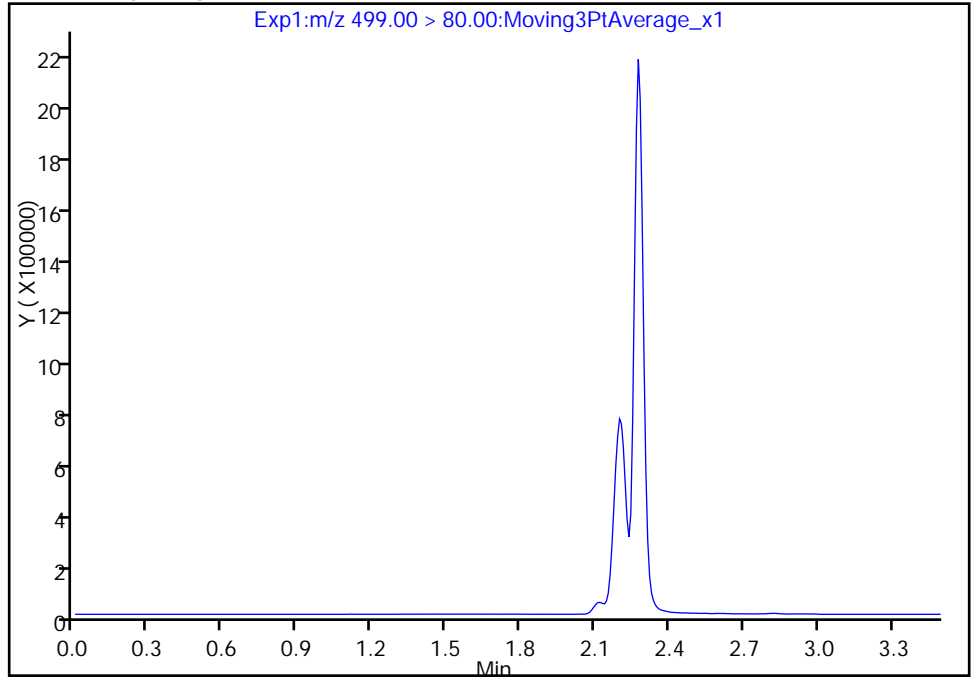
Data File: \\ChromNa\Sacramento\ChromData\A8_N\20170228-40335.b\2017.02.28C_537_010.d
Injection Date: 28-Feb-2017 17:53:15 Instrument ID: A8_N
Lims ID: 320-26004-A-7-B MS
Client ID: WI-AF-1RW30-0217
Operator ID: A8-PC\A8 ALS Bottle#: 30 Worklist Smp#: 25
Injection Vol: 2.0 ul Dil. Factor: 1.0000
Method: 537_A8_N Limit Group: LC 537 ICAL
Column: Detector EXP1

8 Perfluorooctane sulfonic acid, CAS: 1763-23-1

Signal: 1

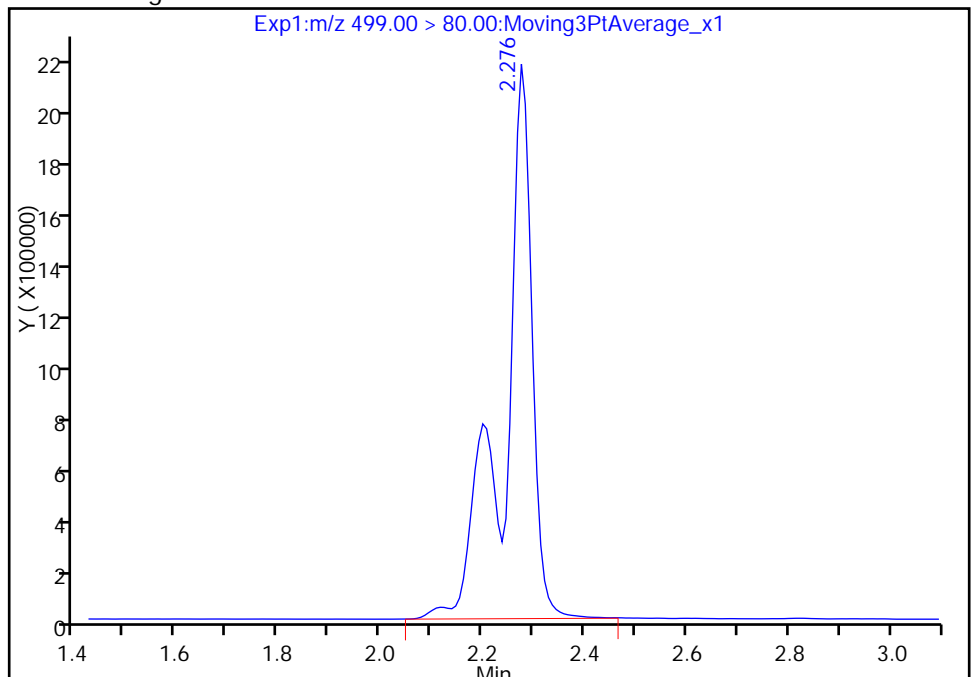
Not Detected
Expected RT: 2.28

Processing Integration Results



Manual Integration Results

RT: 2.28
Area: 8320849
Amount: 32.809667
Amount Units: ng/ml



Reviewer: barnettj, 01-Mar-2017 13:45:33

Audit Action: Manually Integrated

Audit Reason: Missed Peak

FORM I
LCMS ORGANICS ANALYSIS DATA SHEET

Lab Name: TestAmerica Sacramento Job No.: 320-26004-1
 SDG No.: _____
 Client Sample ID: WI-AF-1RW30-0217 MSD Lab Sample ID: 320-26004-7 MSD
 Matrix: Water Lab File ID: 2017.02.28C_537_012.d
 Analysis Method: 537 Date Collected: 02/20/2017 15:25
 Extraction Method: 537 Date Extracted: 02/24/2017 13:19
 Sample wt/vol: 248.3(mL) Date Analyzed: 02/28/2017 18:02
 Con. Extract Vol.: 1(mL) Dilution Factor: 1
 Injection Volume: 2(uL) GC Column: GeminiC18 3x100 ID: 3(mm)
 % Moisture: _____ GPC Cleanup: (Y/N) N
 Analysis Batch No.: 152593 Units: ug/L

CAS NO.	COMPOUND NAME	RESULT	Q	LOQ	LOD	DL
1763-23-1	Perfluorooctanesulfonic acid (PFOS)	0.132		0.060	0.048	0.016
335-67-1	Perfluorooctanoic acid (PFOA)	0.0584		0.030	0.024	0.0095
375-73-5	Perfluorobutanesulfonic acid (PFBS)	0.294		0.14	0.11	0.048

CAS NO.	SURROGATE	%REC	Q	LIMITS
STL00993	13C2 PFHxA	76		70-130
STL00996	13C2 PFDA	78		70-130

TestAmerica Sacramento
Target Compound Quantitation Report

Data File: \\ChromNa\Sacramento\ChromData\A8_N\20170228-40335.b\2017.02.28C_537_012.d
 Lims ID: 320-26004-A-7-C MSD
 Client ID: WI-AF-1RW30-0217
 Sample Type: MSD
 Inject. Date: 28-Feb-2017 18:02:05 ALS Bottle#: 31 Worklist Smp#: 27
 Injection Vol: 2.0 ul Dil. Factor: 1.0000
 Sample Info: 320-26004-a-7-c msd
 Misc. Info.: Plate: 1 Rack: 2
 Operator ID: A8-PC\A8 Instrument ID: A8_N
 Method: \\ChromNa\Sacramento\ChromData\A8_N\20170228-40335.b\537_A8_N.m
 Limit Group: LC 537 ICAL
 Last Update: 01-Mar-2017 13:45:35 Calib Date: 28-Feb-2017 15:03:35
 Integrator: Picker
 Quant Method: Internal Standard Quant By: Initial Calibration
 Last ICal File: \\ChromNA\Sacramento\ChromData\A8_N\20170228-40333.b\2017.02.28_537CURVE_008.d
 Column 1 : Det: EXP1
 Process Host: XAWRK024

First Level Reviewer: barnettj Date: 01-Mar-2017 13:30:36

Signal	RT	EXP RT	DLT RT	REL RT	Response	Amount ng/ml	Ratio(Limits)	S/N	Flags
1 Perfluorobutanesulfonic acid									
298.90 > 80.00	1.540	1.627	-0.087	1.000	25259522	73.0		1315	
298.90 > 99.00	1.533	1.627	-0.094	0.995	11682201		2.16(0.00-0.00)	1559	
\$ 2 13C2 PFHxA									
315.00 > 270.00	1.669	1.765	-0.096	1.000	1866648	7.63		4498	
3 Perfluorohexanesulfonic acid									
399.00 > 80.00	1.821	1.938	-0.117	1.000	8581582	27.0		1169	
4 Perfluoroheptanoic acid									
363.00 > 319.00	1.821	1.940	-0.119	1.000	1652813	7.53		84.8	
5 Perfluorooctanoic acid									
413.00 > 369.00	2.026	2.172	-0.146	1.000	3328891	14.5		191	
413.00 > 169.00	2.026	2.172	-0.146	1.000	1967412		1.69(0.00-0.00)	1747	
* 6 13C2-PFOA									
415.00 > 370.00	2.026	2.172	-0.146		2390660	10.0		4763	
8 Perfluorooctane sulfonic acid									
499.00 > 80.00	2.193	2.276	-0.083	1.000	8271789	32.7		639	
499.00 > 99.00	2.238	2.276	-0.038	1.021	1998741		4.14(0.00-0.00)	316	
* 7 13C4 PFOS									
503.00 > 80.00	2.269	2.395	-0.127		6653669	28.7		4815	
9 Perfluorononanoic acid									
463.00 > 419.00	2.276	2.404	-0.128	1.000	2946591	16.1		431	
\$ 10 13C2 PFDA									
515.00 > 470.00	2.413	2.530	-0.117	1.000	1405703	7.77		2031	

TestAmerica Sacramento

Data File: \\ChromNa\Sacramento\ChromData\A8_N\20170228-40335.b\2017.02.28C_537_012.d

Injection Date: 28-Feb-2017 18:02:05

Instrument ID: A8_N

Lims ID: 320-26004-A-7-C MSD

Client ID: WI-AF-1RW30-0217

Operator ID: A8-PC\A8

ALS Bottle#: 31

Worklist Smp#: 27

Injection Vol: 2.0 ul

Dil. Factor: 1.0000

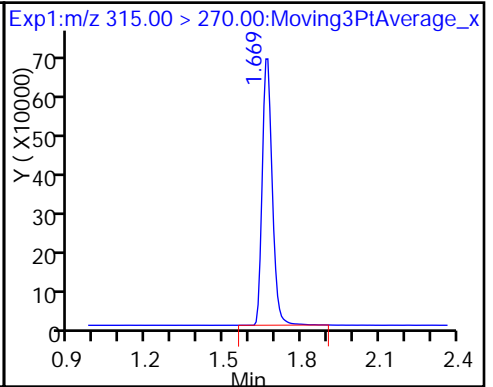
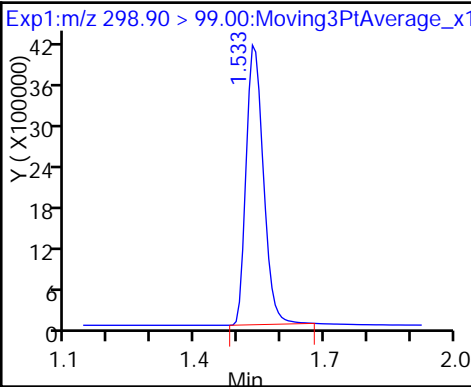
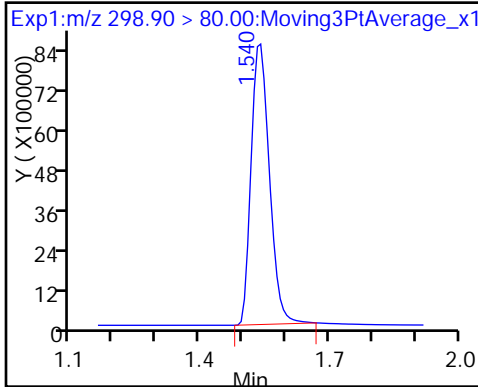
Method: 537_A8_N

Limit Group: LC 537 ICAL

1 Perfluorobutanesulfonic acid

1 Perfluorobutanesulfonic acid

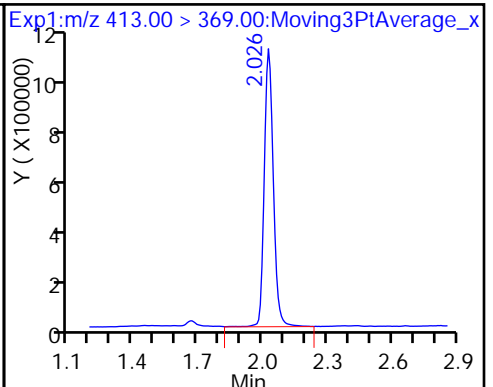
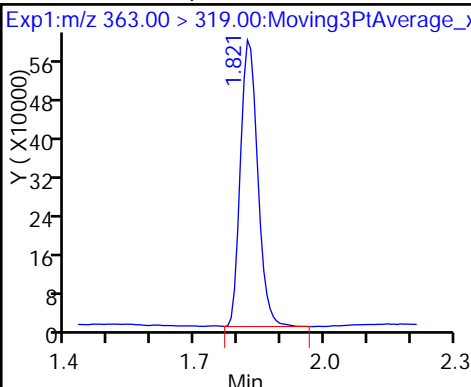
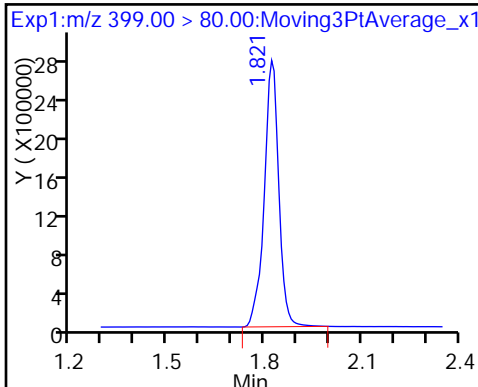
\$ 2 13C2 PFHxA



3 Perfluorohexanesulfonic acid

4 Perfluoroheptanoic acid

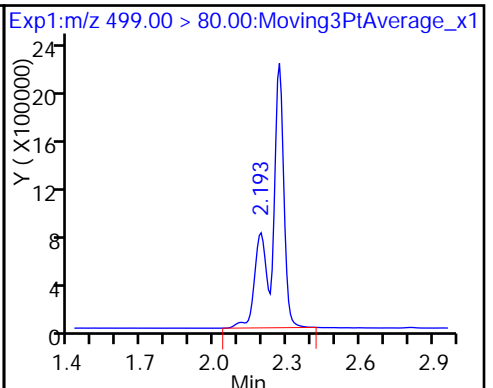
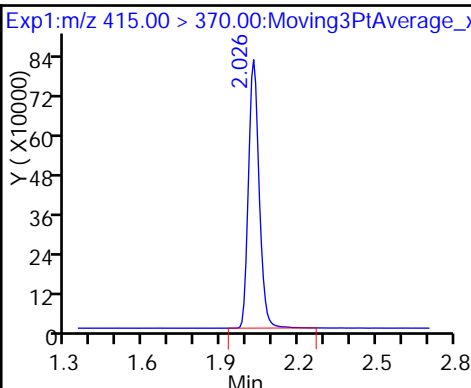
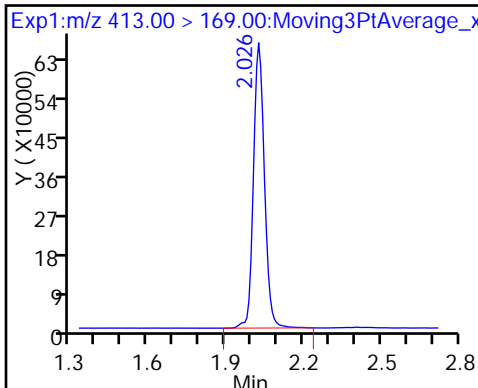
5 Perfluorooctanoic acid



5 Perfluorooctanoic acid

* 6 13C2-PFOA

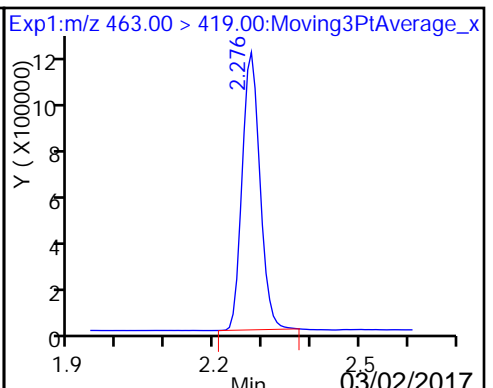
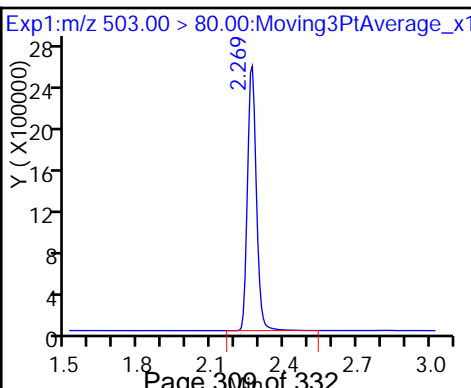
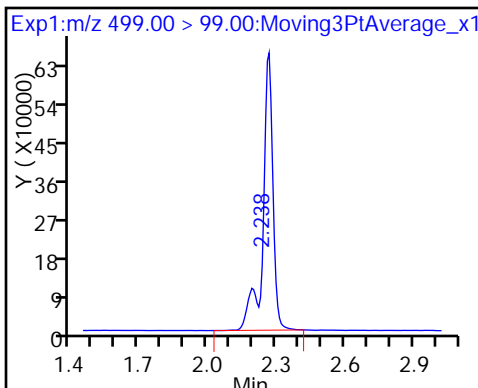
8 Perfluorooctane sulfonic acid



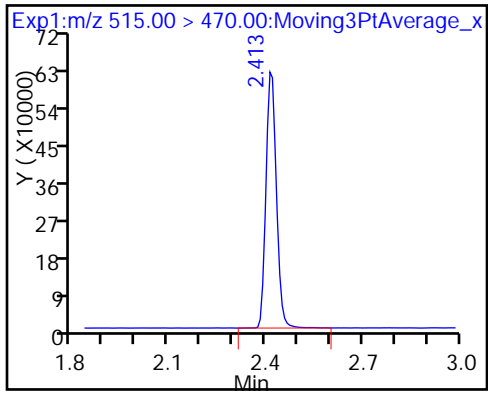
8 Perfluorooctane sulfonic acid

* 7 13C4 PFOS

9 Perfluorononanoic acid



\$ 10 13C2 PFDA



TestAmerica Sacramento
Recovery Report

Data File: \\ChromNa\Sacramento\ChromData\A8_N\20170228-40335.b\2017.02.28C_537_012.d
 Lims ID: 320-26004-A-7-C MSD
 Client ID: WI-AF-1RW30-0217
 Sample Type: MSD
 Inject. Date: 28-Feb-2017 18:02:05 ALS Bottle#: 31 Worklist Smp#: 27
 Injection Vol: 2.0 ul Dil. Factor: 1.0000
 Sample Info: 320-26004-a-7-c msd
 Misc. Info.: Plate: 1 Rack: 2
 Operator ID: A8-PC\A8 Instrument ID: A8_N
 Method: \\ChromNa\Sacramento\ChromData\A8_N\20170228-40335.b\537_A8_N.m
 Limit Group: LC 537 ICAL
 Last Update: 01-Mar-2017 13:45:35 Calib Date: 28-Feb-2017 15:03:35
 Integrator: Picker
 Quant Method: Internal Standard Quant By: Initial Calibration
 Last ICal File: \\ChromNA\Sacramento\ChromData\A8_N\20170228-40333.b\2017.02.28_537CURVE_008.d
 Column 1 : Det: EXP1
 Process Host: XAWRK024

First Level Reviewer: barnettj Date: 01-Mar-2017 13:30:36

Compound	Amount Added	Amount Recovered	% Rec.
\$ 2 13C2 PFHxA	10.0	7.63	76.26
\$ 10 13C2 PFDA	10.0	7.77	77.69

LCMS ANALYSIS RUN LOG

Lab Name: TestAmerica Sacramento Job No.: 320-26004-1

SDG No.: _____

Instrument ID: A8_N Start Date: 02/28/2017 14:41

Analysis Batch Number: 152571 End Date: 02/28/2017 15:51

LAB SAMPLE ID	CLIENT SAMPLE ID	DATE ANALYZED	DILUTION FACTOR	LAB FILE ID	COLUMN ID
IC 320-152571/3		02/28/2017 14:41	1	2017.02.28_537C URVE 003.d	GeminiC18 3x100 3(mm)
IC 320-152571/4		02/28/2017 14:45	1	2017.02.28_537C URVE 004.d	GeminiC18 3x100 3(mm)
IC 320-152571/5		02/28/2017 14:50	1	2017.02.28_537C URVE 005.d	GeminiC18 3x100 3(mm)
IC 320-152571/6 ICISAV		02/28/2017 14:54	1	2017.02.28_537C URVE 006.d	GeminiC18 3x100 3(mm)
IC 320-152571/7		02/28/2017 14:59	1	2017.02.28_537C URVE 007.d	GeminiC18 3x100 3(mm)
IC 320-152571/8		02/28/2017 15:03	1	2017.02.28_537C URVE 008.d	GeminiC18 3x100 3(mm)
ZZZZZ		02/28/2017 15:07	1		GeminiC18 3x100 3(mm)
CCVL 320-152571/10		02/28/2017 15:12	1	2017.02.28_537C URVE 010.d	GeminiC18 3x100 3(mm)
ZZZZZ		02/28/2017 15:16	1		GeminiC18 3x100 3(mm)
ICV 320-152571/12		02/28/2017 15:21	1		GeminiC18 3x100 3(mm)
ICV 320-152571/19		02/28/2017 15:51	1	2017.02.28_537C URVE 015.d	GeminiC18 3x100 3(mm)

LCMS ANALYSIS RUN LOG

Lab Name: TestAmerica Sacramento Job No.: 320-26004-1

SDG No.: _____

Instrument ID: A8_N Start Date: 02/28/2017 17:09

Analysis Batch Number: 152592 End Date: 02/28/2017 17:57

LAB SAMPLE ID	CLIENT SAMPLE ID	DATE ANALYZED	DILUTION FACTOR	LAB FILE ID	COLUMN ID
CCV 320-152592/15 CCVIS		02/28/2017 17:09	1	2017.02.28_537_015.d	GeminiC18 3x100 3(mm)
MB 320-152123/1-A		02/28/2017 17:13	1	2017.02.28C_537_001.d	GeminiC18 3x100 3(mm)
LLCS 320-152123/2-A		02/28/2017 17:18	1	2017.02.28C_537_002.d	GeminiC18 3x100 3(mm)
320-26004-1		02/28/2017 17:22	1	2017.02.28C_537_003.d	GeminiC18 3x100 3(mm)
320-26004-2		02/28/2017 17:26	1	2017.02.28C_537_004.d	GeminiC18 3x100 3(mm)
320-26004-3		02/28/2017 17:31	1	2017.02.28C_537_005.d	GeminiC18 3x100 3(mm)
ZZZZZ		02/28/2017 17:35	1		GeminiC18 3x100 3(mm)
320-26004-5		02/28/2017 17:40	1	2017.02.28C_537_007.d	GeminiC18 3x100 3(mm)
320-26004-6		02/28/2017 17:44	1	2017.02.28C_537_008.d	GeminiC18 3x100 3(mm)
320-26004-7		02/28/2017 17:48	1	2017.02.28C_537_009.d	GeminiC18 3x100 3(mm)
320-26004-7 MS		02/28/2017 17:53	1	2017.02.28C_537_010.d	GeminiC18 3x100 3(mm)
CCV 320-152592/26 CCVIS		02/28/2017 17:57	1	2017.02.28C_537_011.d	GeminiC18 3x100 3(mm)

LCMS ANALYSIS RUN LOG

Lab Name: TestAmerica Sacramento Job No.: 320-26004-1

SDG No.: _____

Instrument ID: A8_N Start Date: 02/28/2017 17:57

Analysis Batch Number: 152593 End Date: 02/28/2017 18:19

LAB SAMPLE ID	CLIENT SAMPLE ID	DATE ANALYZED	DILUTION FACTOR	LAB FILE ID	COLUMN ID
CCV 320-152593/26 CCVIS		02/28/2017 17:57	1	2017.02.28C_537 011.d	GeminiC18 3x100 3(mm)
320-26004-7 MSD		02/28/2017 18:02	1	2017.02.28C_537 012.d	GeminiC18 3x100 3(mm)
ZZZZZ		02/28/2017 18:06	1		GeminiC18 3x100 3(mm)
320-26004-9		02/28/2017 18:10	1	2017.02.28C_537 014.d	GeminiC18 3x100 3(mm)
320-26004-10		02/28/2017 18:15	1	2017.02.28C_537 015.d	GeminiC18 3x100 3(mm)
CCV 320-152593/31		02/28/2017 18:19	1	2017.02.28C_537 016.d	GeminiC18 3x100 3(mm)

LCMS ANALYSIS RUN LOG

Lab Name: TestAmerica Sacramento Job No.: 320-26004-1

SDG No.: _____

Instrument ID: A8_N Start Date: 03/01/2017 12:47

Analysis Batch Number: 152685 End Date: 03/01/2017 13:27

LAB SAMPLE ID	CLIENT SAMPLE ID	DATE ANALYZED	DILUTION FACTOR	LAB FILE ID	COLUMN ID
IC 320-152685/3		03/01/2017 12:47	1	2017.03.01_537C URVE 003.d	GeminiC18 3x100 3(mm)
IC 320-152685/4		03/01/2017 12:51	1	2017.03.01_537C URVE 004.d	GeminiC18 3x100 3(mm)
IC 320-152685/5		03/01/2017 12:56	1	2017.03.01_537C URVE 005.d	GeminiC18 3x100 3(mm)
IC 320-152685/6 ICISAV		03/01/2017 13:00	1	2017.03.01_537C URVE 006.d	GeminiC18 3x100 3(mm)
IC 320-152685/7		03/01/2017 13:05	1	2017.03.01_537C URVE 007.d	GeminiC18 3x100 3(mm)
IC 320-152685/8		03/01/2017 13:09	1	2017.03.01_537C URVE 008.d	GeminiC18 3x100 3(mm)
ZZZZZ		03/01/2017 13:13	1		GeminiC18 3x100 3(mm)
CCVL 320-152685/10		03/01/2017 13:18	1	2017.03.01_537C URVE 010.d	GeminiC18 3x100 3(mm)
ZZZZZ		03/01/2017 13:22	1		GeminiC18 3x100 3(mm)
ICV 320-152685/12		03/01/2017 13:27	1	2017.03.01_537C URVE 012.d	GeminiC18 3x100 3(mm)

LCMS ANALYSIS RUN LOG

Lab Name: TestAmerica Sacramento Job No.: 320-26004-1

SDG No.: _____

Instrument ID: A8_N Start Date: 03/01/2017 15:17

Analysis Batch Number: 152753 End Date: 03/01/2017 15:39

LAB SAMPLE ID	CLIENT SAMPLE ID	DATE ANALYZED	DILUTION FACTOR	LAB FILE ID	COLUMN ID
CCV 320-152753/2 CCVIS		03/01/2017 15:17	1	2017.03.01A_537 002.d	GeminiC18 3x100 3(mm)
ZZZZZ		03/01/2017 15:22	1		GeminiC18 3x100 3(mm)
ZZZZZ		03/01/2017 15:26	1		GeminiC18 3x100 3(mm)
320-26004-4		03/01/2017 15:30	1	2017.03.01A_537 005.d	GeminiC18 3x100 3(mm)
320-26004-8		03/01/2017 15:35	1	2017.03.01A_537 006.d	GeminiC18 3x100 3(mm)
CCV 320-152753/7 CCVIS		03/01/2017 15:39	1	2017.03.01A_537 007.d	GeminiC18 3x100 3(mm)

LCMS BATCH WORKSHEET

Lab Name: TestAmerica Sacramento Job No.: 320-26004-1

SDG No.: _____

Batch Number: 152123 Batch Start Date: 02/24/17 13:18 Batch Analyst: Kolstad, Kate M

Batch Method: 537 Batch End Date: 02/26/17 11:45

Lab Sample ID	Client Sample ID	Method Chain	Basis	GrossWeight	TareWeight	InitialAmount	FinalAmount	ReceivedpH	LC537-IS 00030
MB 320-152123/1		537, 537				250 mL	1 mL	7 SU	20 uL
LLCS 320-152123/2		537, 537				250 mL	1 mL	7 SU	20 uL
320-26004-A-1	WI-AF-1RW27-0217	537, 537	T	283.67 g	27.39 g	256.3 mL	1 mL	7 SU	20 uL
320-26004-A-2	WI-AF-1FB27-0217	537, 537	T	282.18 g	26.79 g	255.4 mL	1 mL	7 SU	20 uL
320-26004-A-3	WI-AF-1RW28-0217	537, 537	T	274.03 g	27.58 g	246.5 mL	1 mL	7 SU	20 uL
320-26004-A-4	WI-AF-1FB28-0217	537, 537	T	276.95 g	26.42 g	250.5 mL	1 mL	7 SU	20 uL
320-26004-A-5	WI-AF-1RW29-0217	537, 537	T	274.59 g	26.11 g	248.5 mL	1 mL	7 SU	20 uL
320-26004-A-6	WI-AF-1FB29-0217	537, 537	T	280.33 g	26.51 g	253.8 mL	1 mL	7 SU	20 uL
320-26004-A-7	WI-AF-1RW30-0217	537, 537	T	280.30 g	27.98 g	252.3 mL	1 mL	7 SU	20 uL
320-26004-A-7	WI-AF-1RW30-0217	537, 537	T	276.90 g	26.88 g	250 mL	1 mL	7 SU	20 uL
MS 320-26004-A-7	WI-AF-1RW30-0217	537, 537	T	275.91 g	27.66 g	248.3 mL	1 mL	7 SU	20 uL
MSD 320-26004-A-8	WI-AF-1FB30-0217	537, 537	T	277.97 g	26.48 g	251.5 mL	1 mL	7 SU	20 uL
320-26004-A-9	WI-AF-1RW31-0217	537, 537	T	274.94 g	27.07 g	247.9 mL	1 mL	7 SU	20 uL
320-26004-A-10	WI-AF-1FB31-0217	537, 537	T	282.53 g	26.75 g	255.8 mL	1 mL	7 SU	20 uL

Lab Sample ID	Client Sample ID	Method Chain	Basis	LC537-LSP 00017	LC537-MSP 00017	LC537-SU 00030	AnalysisComment		
MB 320-152123/1		537, 537				50 uL	chlorine=ND		
LLCS 320-152123/2		537, 537		50 uL		50 uL	chlorine=ND		
320-26004-A-1	WI-AF-1RW27-0217	537, 537	T			50 uL	chlorine=ND		
320-26004-A-2	WI-AF-1FB27-0217	537, 537	T			50 uL	chlorine=ND		
320-26004-A-3	WI-AF-1RW28-0217	537, 537	T			50 uL	chlorine=ND		
320-26004-A-4	WI-AF-1FB28-0217	537, 537	T			50 uL	chlorine=ND		
320-26004-A-5	WI-AF-1RW29-0217	537, 537	T			50 uL	chlorine=ND		
320-26004-A-6	WI-AF-1FB29-0217	537, 537	T			50 uL	chlorine=ND		
320-26004-A-7	WI-AF-1RW30-0217	537, 537	T			50 uL	chlorine=ND		
320-26004-A-7	WI-AF-1RW30-0217	537, 537	T		50 uL	50 uL	chlorine=ND		
MS 320-26004-A-7	WI-AF-1RW30-0217	537, 537	T		50 uL	50 uL	chlorine=ND		
MSD 320-26004-A-8	WI-AF-1FB30-0217	537, 537	T			50 uL	chlorine=ND		

The pound sign (#) in the amount added field denotes that the reagent was used undiluted. All calculations are performed using the stated concentration for this reagent.

LCMS BATCH WORKSHEET

Lab Name: TestAmerica Sacramento Job No.: 320-26004-1

SDG No.: _____

Batch Number: 152123 Batch Start Date: 02/24/17 13:18 Batch Analyst: Kolstad, Kate M

Batch Method: 537 Batch End Date: 02/26/17 11:45

Lab Sample ID	Client Sample ID	Method Chain	Basis	LC537-LSP 00017	LC537-MSP 00017	LC537-SU 00030	AnalysisComment		
320-26004-A-9	WI-AF-1RW31-0217	537, 537	T			50 uL	chlorine=ND		
320-26004-A-10	WI-AF-1FB31-0217	537, 537	T			50 uL	chlorine=ND		

Batch Notes	
Manifold ID	1, 2
Methanol ID	851504
Pipette ID	MD05306
Analyst ID - IS Reagent Drop	JER
Analyst ID - IS Reagent Drop Witness	SKV
Analyst ID - SU Reagent Drop	KMK
Analyst ID - SU Reagent Drop Witness	NSH
Analyst ID - TA Reagent Drop	KMK
Analyst ID - TA Reagent Drop Witness	NSH
SPE Cartridge ID	6341059-04
Trizma ID	SLBR4303V
Reagent Water ID	2-21-17

Basis	Basis Description
T	Total/NA

The pound sign (#) in the amount added field denotes that the reagent was used undiluted. All calculations are performed using the stated concentration for this reagent.

A8

Job No: 26004 Instrument ID & Date: 2-28-17 ICAL Batch: 152571, 152685
 Extraction Batch: 152123 Worklist #: 40335, 40376 TALS Batch: 152592, 152593, 152753

Review Items	Level 1			Level 2
	Yes	No	N/A	
Initial Calibration				
1. Is ICAL verified and locked in Chrom & TALS?	✓			✓
2. Is ICV properly linked in TALS?	✓			✓
Continuing Calibration				
1. Low-range CCV injected at start of analytical run? CCV injected after every 10 samples and at the end of the analytical run and alternated between Low-range, Mid-range and High-range?	✓			✓
2. If sequence was not after an ICAL was a low and mid range CCV injected at the start of the analytical run?	✓			✓
3. Native compounds and surrogates in control? Low-range within ±50% of true value Mid and High-range within ±30% of true value	✓			✓
4. Internal Standard areas in control? Areas ≥ 50% of average area of the ICAL and 70-140% of the most recent CCV.	✓			✓
Client Samples & QC Sample Results				
1. Were preparation and analysis done within holding times?	✓			✓
2. Are Chromatograms reviewed and spectra verified?	✓			✓
3. Are positive results within calibration range?	✓			✓
4. Dilutions due to target cpds? _____ Dilutions due to non-targets? _____			✓	
5. All target compounds in MB < 1/3 RL ? (Requires NCM if "no.")	✓			✓
6. Are target constituents in LCS/LCSD within method control limits?	✓			✓
7. Internal Standard areas in control for all samples and QC reported? ±50% from the average area of the ICAL and 70-140% of the most recent CCV	✓			✓
8. Do results (e.g., dilutions/trip blanks) make sense?	✓			✓
9. Are MS/MSD recoveries and RPDs within method control limits?	✓			✓
10. Are all QC samples properly linked in TALS?	✓			✓
11. All manual integrations appropriate and completely documented?	✓			✓
12. Are nonconformances documented as NCMs?	✓			✓
13. Are all Chrom graphics uploaded?	✓			✓

1st Level Reviewer / Date: JRB 3-1-17

2nd Level Reviewer / Date: Shu R m u 3/2/17

NCM # and Comments: 79527

A8

Instrument ID & Date: 2-28-17 Worklist#: 40333

ICAL Batch: 152571, 152572 Calibration ID number: 28641

Review Items	-- Level 1 --			Level 2
	Yes	No	N/A	
Initial Calibration				<i>initial</i>
1. Mass calibration, as needed, verified by full scan of PFC stock standard. All PFC ions used for quantitation are within 0.3 m/z of true mass?	✓		✓	✓
2. Responses increase with increasing concentration?	✓			✓
3. Fit used (circle): <u>Average</u> Linear (1/x ²) Linear Quadratic (6 points minimum)				
4. Meets fit criteria? Intercept ≤ 1/2 RL RSD ≤ 30% for Average R ² ≥ 0.990 for Linear R ² ≥ 0.990 for Quadratic NOTE: "Force through Zero" must be used and weighted if needed	✓			✓
5. If quadratic fit used the curve does not "bend over".			✓	
6. Feed calibration points into the calculated curve. Are points ≤MRL within ±50% of true value? Are points >MRL within ±30% of true value?	✓			✓
7. Any carryover from the high calibration point must be ≤ 1/3 RL	✓			✓
8. Asymmetry check meets criteria for the first two eluting peaks?.(0.8 - 1.5).	✓			✓
9. Is the asymmetry check scanned and linked in TALS to the calibration point?	✓			✓
10. Is ICV (2 nd source) ± 30% of true value?	✓			✓
11. Is ICV (2 nd source) internal standards ±50% of average area of the ICAL?	✓			✓
12. ICAL locked in Chrom and uploaded to TALS?	✓			
13. ICAL locked in TALS and scanned?				✓

1st Level Reviewer / Date: JRB 3-1-17

2nd Level Reviewer / Date: BAW 3-1-17

NCM # and Comments: _____

A8

Instrument ID & Date: 3-1-17 Worklist#: 40359

ICAL Batch: 152685, 152686 Calibration ID number: 28657, 28658

Review Items	-- Level 1 --			Level 2
	Yes	No	N/A	
Initial Calibration				
1. Mass calibration, as needed, verified by full scan of PFC stock standard. All PFC ions used for quantitation are within 0.3 m/z of true mass?	✓			✓
2. Responses increase with increasing concentration?	✓			✓
3. Fit used (circle): <u>Average</u> Linear (1/x ²) Linear Quadratic (6 points minimum)				
4. Meets fit criteria? Intercept ≤ 1/2 RL RSD ≤ 30% for Average R ² ≥ 0.990 for Linear R ² ≥ 0.990 for Quadratic NOTE: "Force through Zero" must be used and weighted if needed	✓			✓
5. If quadratic fit used the curve does not "bend over".			✓	
6. Feed calibration points into the calculated curve. Are points ≤MRL within ±50% of true value? Are points >MRL within ±30% of true value?	✓			✓
7. Any carryover from the high calibration point must be ≤ 1/3 RL	✓			✓
8. Asymmetry check meets criteria for the first two eluting peaks? (0.8 - 1.5).	✓			✓
9. Is the asymmetry check scanned and linked in TALS to the calibration point?	✓			✓
10. Is ICV (2 nd source) ± 30% of true value?	✓			✓
11. Is ICV (2 nd source) internal standards ±50% of average area of the ICAL?	✓			✓
12. ICAL locked in Chrom and uploaded to TALS?	✓			
13. ICAL locked in TALS and scanned?				✓

1st Level Reviewer / Date: JRB 3-1-17

2nd Level Reviewer / Date: CBW 3-1-17

NCM # and Comments: _____

TestAmerica Laboratories
Worklist QC Batch Report

Worklist Name: 28FEB2017B_537

Worklist Number: 40335

Instrument Name: A8_N

Chrom Method: 537_A8_N

Data Directory: \\ChromNa\Sacramento\ChromData\A8_N\20170228-40335.b

QC Batching: Enabled

Limit Group Batching: Enabled

QC Batch: 1	LC 537 ICAL Raw Batch: 152585
# 1 CCV L5	# 1 CCV L5
# 2 MB 320-152377/1-A	# 2 MB 320-152377/1-A
# 3 LCS 320-152377/2-A	# 3 LCS 320-152377/2-A
# 4 LCSD 320-152377/3-A	# 4 LCSD 320-152377/3-A
# 5 320-25960-B-1-A	# 5 320-25960-B-1-A
# 6 320-25960-B-2-A	# 6 320-25960-B-2-A
# 7 320-25960-B-3-A	# 7 320-25960-B-3-A
# 8 320-25960-B-4-A	# 8 320-25960-B-4-A
# 9 320-25960-B-5-A	# 9 320-25960-B-5-A
#10 320-25960-B-6-A	#10 320-25960-B-6-A
#11 320-25960-B-7-A	#11 320-25960-B-7-A
#12 CCV L3	#12 CCV L3

QC Batch: 2	LC 537 ICAL Raw Batch: 152586
#12 CCV L3	#12 CCV L3
#13 320-25960-B-8-A	#13 320-25960-B-8-A
#14 QC 537 IS 00032	#14 QC 537 IS 00032
#15 CCV L5	#15 CCV L5

QC Batch: 3	LC 537 ICAL Raw Batch: 152592
#15 CCV L5	#15 CCV L5
#16 MB 320-152123/1-A	#16 MB 320-152123/1-A
#17 LLCS 320-152123/2-A	#17 LLCS 320-152123/2-A
#18 320-26004-A-1-A	#18 320-26004-A-1-A
#19 320-26004-A-2-A	#19 320-26004-A-2-A
#20 320-26004-A-3-A	#20 320-26004-A-3-A
#21 320-26004-A-4-A	#21 320-26004-A-4-A
#22 320-26004-A-5-A	#22 320-26004-A-5-A
#23 320-26004-A-6-A	#23 320-26004-A-6-A
#24 320-26004-A-7-A	#24 320-26004-A-7-A
#25 320-26004-A-7-B MS	#25 320-26004-A-7-B MS
#26 CCV L3	#26 CCV L3

QC Batch: 4	LC 537 ICAL Raw Batch: 152593
#26 CCV L3	#26 CCV L3
#27 320-26004-A-7-C MSD	#27 320-26004-A-7-C MSD
#28 320-26004-A-8-A	#28 320-26004-A-8-A
#29 320-26004-A-9-A	#29 320-26004-A-9-A
#30 320-26004-A-10-A	#30 320-26004-A-10-A
#31 CCV L5	#31 CCV L5

TestAmerica Laboratories
Worklist QC Batch Report

Worklist Name: 01MAR2017B_537 Worklist Number: 40376
 Instrument Name: A8_N Chrom Method: 537_A8_N
 Data Directory: \\ChromNa\Sacramento\ChromData\A8_N\20170301-40376.b
 QC Batching: Enabled Limit Group Batching: Enabled

QC Batch: 1	LC 537 ICAL Raw Batch: 152753
# 1 RB	# 1 RB
# 2 CCV L5	# 2 CCV L5
# 3 RB	# 3 RB
# 4 320-26004-A-3-A	# 4 320-26004-A-3-A
# 5 320-26004-A-4-A	# 5 320-26004-A-4-A
# 6 320-26004-A-8-A	# 6 320-26004-A-8-A
# 7 CCV L3	# 7 CCV L3

QC Batch: 2	LC 537 ICAL Raw Batch: 152754
# 7 CCV L3	# 7 CCV L3
# 8 MB 320-152423/1-A	# 8 MB 320-152423/1-A
# 9 LCS 320-152423/2-A	# 9 LCS 320-152423/2-A
#10 537 IS QC_00032	#10 537 IS QC_00032
#11 320-26042-A-1-A	#11 320-26042-A-1-A
#12 320-26042-A-2-A	#12 320-26042-A-2-A
#13 320-26042-A-3-A	#13 320-26042-A-3-A
#14 320-26042-A-4-A	#14 320-26042-A-4-A
#15 320-26042-A-5-A	#15 320-26042-A-5-A
#16 320-26042-A-6-A	#16 320-26042-A-6-A
#17 320-26042-A-7-A	#17 320-26042-A-7-A
#18 320-26042-A-8-A	#18 320-26042-A-8-A
#19 CCV L5	#19 CCV L5

QC Batch: 3	LC 537 ICAL Raw Batch: 152767
#19 CCV L5	#19 CCV L5
#20 320-26042-A-9-A	#20 320-26042-A-9-A
#21 320-26042-A-9-B MS	#21 320-26042-A-9-B MS
#22 320-26042-A-9-C MSD	#22 320-26042-A-9-C MSD
#23 320-26042-A-10-A	#23 320-26042-A-10-A
#24 320-26042-A-11-A	#24 320-26042-A-11-A
#25 320-26042-A-12-A	#25 320-26042-A-12-A
#26 320-26042-A-13-A	#26 320-26042-A-13-A
#27 320-26042-A-14-A	#27 320-26042-A-14-A
#28 320-26042-A-15-A	#28 320-26042-A-15-A
#29 CCV L3	#29 CCV L3

14

Aqueous Extraction Analysis Sheet

(To Accompany Samples to Instruments)

Batch Number: 320-152123

Analyst: Kolstad, Kate M

Batch Open: 2/24/2017 1:18:00PM

Method Code: 320-537_Prep-320

Batch End: 2/26/17 11:45

Extraction of Perfluorinated Alkyl Acids

Input Sample Lab ID (Analytical Method)	SDG (Job #)	GrossWt TareWt	InitAmnt FinAmnt	PHs Rcvd Adj1 Adj2	Due Date	Analytical TAT	Div Rank	Comments	Output Sample Lab ID
1 MB-320-152123/1 N/A	N/A		250 mL 1 mL		N/A	N/A	N/A	chlorine=ND	MB 320-152123/1-A
2 LLCS-320-152123/2 N/A	N/A		250 mL 1 mL		N/A	N/A	N/A	chlorine=ND	LLCS 320-152123/2-A
3 320-26004-A-1 (537_DOD5)	N/A (320-26004-1)	283.67 g 27.39 g	256.3 mL 1 mL	7	2/27/17	5_Days	4	chlorine=ND	320-26004-A-1-A
4 320-26004-A-2 (537_DOD5)	N/A (320-26004-1)	282.18 g 26.79 g	255.4 mL 1 mL	7	2/27/17	5_Days	4	chlorine=ND	320-26004-A-2-A
5 320-26004-A-3 (537_DOD5)	N/A (320-26004-1)	274.03 g 27.58 g	246.5 mL 1 mL	7	2/27/17	5_Days	4	chlorine=ND	320-26004-A-3-A
6 320-26004-A-4 (537_DOD5)	N/A (320-26004-1)	276.95 g 26.42 g	250.5 mL 1 mL	7	2/27/17	5_Days	4	chlorine=ND	320-26004-A-4-A
7 320-26004-A-5 (537_DOD5)	N/A (320-26004-1)	274.59 g 26.11 g	248.5 mL 1 mL	7	2/27/17	5_Days	4	chlorine=ND	320-26004-A-5-A
8 320-26004-A-6 (537_DOD5)	N/A (320-26004-1)	280.33 g 26.51 g	253.8 mL 1 mL	7	2/27/17	5_Days	4	chlorine=ND	320-26004-A-6-A
9 320-26004-A-7 (537_DOD5)	N/A (320-26004-1)	280.30 g 27.98 g	252.3 mL 1 mL	7	2/27/17	5_Days	4	chlorine=ND	320-26004-A-7-A
10 320-26004-A-7-MS (537_DOD5)	N/A (320-26004-1)	276.90 g 26.88 g	250 mL 1 mL	7	2/27/17	5_Days	4	chlorine=ND	320-26004-A-7-B MS

Aqueous Extraction Analysis Sheet

(To Accompany Samples to Instruments)





Batch Number: 320-152123

Analyst: Kolstad, Kate M

Batch Open: 2/24/2017 1:18:00PM

Method Code: 320-537_Prep-320

Batch End:

11	320-26004-A-7-MSD (537_DOD5)	N/A (320-26004-1)	275.91 g 27.66 g	248.3 mL 1 mL	7		2/27/17	5_Days	4	chlorine=ND	
12	320-26004-A-8 (537_DOD5)	N/A (320-26004-1)	277.97 g 26.48 g	251.5 mL 1 mL	7		2/27/17	5_Days	4	chlorine=ND	
13	320-26004-A-9 (537_DOD5)	N/A (320-26004-1)	274.94 g 27.07 g	247.9 mL 1 mL	7		2/27/17	5_Days	4	chlorine=ND	
14	320-26004-A-10 (537_DOD5)	N/A (320-26004-1)	282.53 g 26.75 g	255.8 mL 1 mL	7		2/27/17	5_Days	4	chlorine=ND	

Aqueous Extraction Analysis Sheet

(To Accompany Samples to Instruments)

Batch Number: 320-152123

Analyst: Kolstad, Kate M

Batch Open: 2/24/2017 1:18:00PM

Method Code: 320-537_Prep-320

Batch End:

Batch Notes	
Manifold ID	1, 2
Trizma ID	SLBR4303V
SPE Cartridge ID	6341059-04
Methanol ID	851504
Reagent Water ID	2-21-17
Pipette ID	MD05306
Analyst ID - TA Reagent Drop	KMK
Analyst ID - TA Reagent Drop Witness	NSH
Analyst ID - SU Reagent Drop	KMK
Analyst ID - SU Reagent Drop Witness	NSH
Analyst ID - IS Reagent Drop	JER 2/26/17 (827698) 20 µL
Analyst ID - IS Reagent Drop Witness	SKJ 2/26/17
Batch Comment	NA

Comments

Aqueous Extraction Analysis Sheet

(To Accompany Samples to Instruments)

Batch Number: 320-152123

Analyst: Kolstad, Kate M

Batch Open: 2/24/2017 1:18:00PM

Method Code: 320-537_Prep-320

Batch End:

Reagent Additions Worksheet

Lab ID	Reagent Code	Amount Added	Final Amount	By	Witness
MB 320-152123/1	LC537-SU_00030	50 uL	1 mL	KMK 2/24/17	N5H 2-24-17
LLCS 320-152123/2	LC537-LSP_00017	50 uL	1 mL	Signed for Kate By Venkata	
LLCS 320-152123/2	LC537-SU_00030	50 uL	1 mL	manuho 2/27/17	
320-26004-A-1	LC537-SU_00030	50 uL	1 mL	(She is off and forgot to sign)	
320-26004-A-2	LC537-SU_00030	50 uL	1 mL		
320-26004-A-3	LC537-SU_00030	50 uL	1 mL		
320-26004-A-4	LC537-SU_00030	50 uL	1 mL		
320-26004-A-5	LC537-SU_00030	50 uL	1 mL		
320-26004-A-6	LC537-SU_00030	50 uL	1 mL		
320-26004-A-7	LC537-SU_00030	50 uL	1 mL		
320-26004-A-7 MS	LC537-MSP_00017	50 uL	1 mL		
320-26004-A-7 MS	LC537-SU_00030	50 uL	1 mL		
320-26004-A-7 MSD	LC537-MSP_00017	50 uL	1 mL		
320-26004-A-7 MSD	LC537-SU_00030	50 uL	1 mL		
320-26004-A-8	LC537-SU_00030	50 uL	1 mL		
320-26004-A-9	LC537-SU_00030	50 uL	1 mL		
320-26004-A-10	LC537-SU_00030	50 uL	1 mL		

Aqueous Extraction Analysis Sheet

(To Accompany Samples to Instruments)

Batch Number: 320-152123

Analyst: Kolstad, Kate M

Batch Open: 2/24/2017 1:18:00PM

Method Code: 320-537_Prep-320

Batch End:

Reagent	Other Reagents:	Amount/Units	Lot#:

Preparation Batch Number(s): 152123 Test: 537-Prep

Earliest Holding Time: 3-6-17

Sample List Tab		1 st Level Reviewer	2 nd Level Reviewer
Samples identified to the correct method		✓	✓
All necessary NCMs filed (including holding time)		NA	NA
Method/sample/login/QAS checked and correct		✓	✓
Worksheet Tab		1 st Level Reviewer	2 nd Level Reviewer
All samples properly preserved		✓	✓
Weights in anticipated range and not targeted		✓	✓
All additional test requirements performed, documented, and uploaded to TALS correctly (e.g. final amount, initial amount, turbidity, and CI Check)		✓	✓
The pH is transcribed correctly in TALS		✓	✓
All additional information transcribed into TALS is correct and raw data is attached		✓	✓
Comments are transcribed correctly in TALS		✓	✓
Reagents Tab		1 st Level Reviewer	2 nd Level Reviewer
All necessary reagents not expired and entered into TALS		✓	✓
All spike amounts correct and added to necessary samples and QC		✓	✓
Batch Information		1 st Level Reviewer	2 nd Level Reviewer
Date and time accurate and entered into TALS correctly		✓	✓
All necessary 'batch information' complete and entered into TALS correctly		✓	✓

1st Level Reviewer: 

Date: 2/26/17

2nd Level Reviewer: 

Date: 2/27/17


Comments: _____

Shipping and Receiving Documents

Regulatory Program: DW NPDES RCRA Other:

Client Contact		Project Manager: Katie Tippin		Site Contact: Mike Wilmer		Date: 2/14/2017		COC No: 1 of 1 COCs	
Company Name: CH2M/Hillary Hill		Tel/Fax: 757-671-0258		Lab Contact: Laura Tumber		Carrier: Pa Ex		Sampler:	
Address: 1100 NE Circle Blvd Ste 300		Analysis Turnaround Time		Filtered Sample (Y/N)		Perform MS/MSD (Y/N)		For Lab Use Only:	
City/State/Zip: Corvallis, OR 97330		<input checked="" type="checkbox"/> CALENDAR DAYS <input type="checkbox"/> WORKING DAYS		Sample Date		Sample Time		Walk-in Client:	
Phone: 541-764-3194		TAT if different from Below: 3 day		Sample Type (C-Comp, G-Grab)		Matrix		Lab Sampling:	
Fax: 541-908-3794		<input type="checkbox"/> 2 weeks		# of Cont.				Job / SDG No.:	
Project Name: CTO-08		<input type="checkbox"/> 1 week						Sample Specific Notes:	
Site: NAS Whidbey Island		<input type="checkbox"/> 2 days							
PO # 100007100050-079580.06-PI.FS		<input type="checkbox"/> 1 day							

Sample Identification	Sample Date	Sample Time	Sample Type (C-Comp, G-Grab)	Matrix	# of Cont.	Filtered Sample (Y/N)	Perform MS/MSD (Y/N)
WI-AF-1RW27-0217	2/20/17	1250	G	DW	2	N	X
WI-AF-1FB27-0217	2/20/17	1251	G	DW	2	N	X
WI-AF-1RW28-0217	2/20/17	1422	G	DW	2	N	X
WI-AF-1FB28-0217	2/20/17	1423	G	DW	2	N	X
WI-AF-1RW29-0217	2/20/17	1457	G	DW	2	N	X
WI-AF-1FB29-0217	2/20/17	1452	G	DW	2	N	X
WI-AF-1RW30-0217	2/20/17	1525	G	DW	2	N	X
WI-AF-1FB30-0217	2/20/17	1525	G	DW	2	N	X
WI-AF-1RW31-0217	2/20/17	1525	G	DW	2	N	X
WI-AF-1FB31-0217	2/20/17	1540	G	DW	2	N	X



320-26004 Chain of Custody

Preservation Used: 1= Ice, 2= HCl; 3= H2SO4; 4= HNO3; 5= NaOH; 6= Other **1X2MA**

Possible Hazard Identification: Are any samples from a listed EPA Hazardous Waste? Please List any EPA Waste Codes for the sample in the Comments Section if the lab is to dispose of the sample.

Non-Hazard Flammable Skin Irritant Poison B Unknown

Sample Disposal (A fee may be assessed if samples are retained longer than 1 month)

Return to Client Disposal by Lab Archive for _____ Months

Special Instructions/QC Requirements & Comments:

Custody Seal No.: _____

Relinquished by: **CH2M** Date/Time: **2/20/17 14:00**

Received by: **Chase Tumb** Date/Time: **2/23/17 9:55**

Company: **CH2M**

Company: **TAWS**

Therm ID No.: **0.8**

Corrid: **0.8**

Login Sample Receipt Checklist

Client: CH2M Hill Constructors, Inc.

Job Number: 320-26004-1

Login Number: 26004
List Number: 1
Creator: Nelson, Kym D

List Source: TestAmerica Sacramento

Question	Answer	Comment
Radioactivity wasn't checked or is \leq background as measured by a survey meter.	True	
The cooler's custody seal, if present, is intact.	True	
Sample custody seals, if present, are intact.	N/A	
The cooler or samples do not appear to have been compromised or tampered with.	True	
Samples were received on ice.	True	
Cooler Temperature is acceptable.	True	
Cooler Temperature is recorded.	True	
COC is present.	True	
COC is filled out in ink and legible.	True	
COC is filled out with all pertinent information.	True	
Is the Field Sampler's name present on COC?	N/A	
There are no discrepancies between the containers received and the COC.	True	
Samples are received within Holding Time (excluding tests with immediate HTs)	True	
Sample containers have legible labels.	True	
Containers are not broken or leaking.	True	
Sample collection date/times are provided.	True	
Appropriate sample containers are used.	True	
Sample bottles are completely filled.	True	
Sample Preservation Verified.	N/A	
There is sufficient vol. for all requested analyses, incl. any requested MS/MSDs	True	
Containers requiring zero headspace have no headspace or bubble is $<6\text{mm}$ (1/4").	True	
Multiphasic samples are not present.	True	
Samples do not require splitting or compositing.	True	
Residual Chlorine Checked.	N/A	

**DATA VALIDATION SUMMARY REPORT
WHIDBEY ISLAND, WASHINGTON**

Client: CH2M HILL, Inc., Corvallis, Oregon
 SDG: 320-26004-1
 Laboratory: Test America, Sacramento, California
 Site: Whidbey Island, CTO-0008, Washington
 Date: March 22, 2017

PFCs			
EDS ID	Client Sample ID	Laboratory Sample ID	Matrix
1	WI-AF-1RW27-0217	320-26004-1	Water
2	WI-AF-1FB27-0217	320-26004-2	Water
3	WI-AF-1RW28-0217	320-26004-3	Water
4	WI-AF-1FB28-0217	320-26004-4	Water
5	WI-AF-1RW29-0217	320-26004-5	Water
6	WI-AF-1FB29-0217	320-26004-6	Water
7	WI-AF-1RW30-0217	320-26004-7	Water
7MS	WI-AF-1RW30-0217MS	320-26004-7MS	Water
7MSD	WI-AF-1RW30-0217MSD	320-26004-7MSD	Water
8	WI-AF-1FB30-0217	320-26004-8	Water
9	WI-AF-1RW31-0217	320-26004-9	Water
10	WI-AF-1FB31-0217	320-26004-10	Water

A full data validation was performed on the analytical data for five water samples and five aqueous field blank samples collected on February 20, 2017 by CH2M HILL at the Whidbey Island site in Washington. The samples were analyzed under the EPA Method “Determination of Selected Perfluorinated Alkyl Acids in Drinking Water by Solid Phase Extraction and Liquid Chromatography/Tandem Mass Spectrometry (LC/MS/MS)”.

Specific method references are as follows:

Analysis
PFCs

Method References
USEPA Method 537 Rev 1.1 Modified

The data have been validated according to the protocols and quality control (QC) requirements of the analytical method, and the U.S. Department of Defense (DoD) Quality Systems Manual (QSM), Version 5.0 (July 2013) and the USEPA National Functional Guidelines for Organic Data Review as follows:

- The USEPA “Contract Laboratories Program National Functional Guidelines for Superfund Organic Methods Data Review,” August 2014;
- and the reviewer's professional judgment.

The following data quality indicators were reviewed for this report:

Organics

- Date Completeness, Case Narrative & Custody Documentation
- Holding times
- Gas Chromatography/Mass Spectrometry (GC/MS) Tuning
- Initial and continuing calibration summaries
- Method blank and field QC blank contamination
- Surrogate Spike recoveries
- Matrix Spike/Matrix Spike Duplicate (MS/MSD) recoveries
- Laboratory Control Sample/Laboratory Control Sample Duplicate (LCS/LCSD) recoveries
- Internal standard area and retention time summary forms
- Target Compound Identification
- Compound Quantitation
- Field Duplicate sample precision

A full (Level IV) data validation was performed with this review including a recalculation of 10% of the detected results in the samples.

Data Usability Assessment

There were no rejections of data.

Overall the data is acceptable for the intended purposes as qualified for the deficiencies detailed in this report.

Please note that any results qualified (U) due to blank contamination may be then qualified (J) due to another action. Therefore, the results may be qualified (UJ) due to the culmination of the blank contaminations and actions from other exceedences of QC criteria.

Perfluorinated Compounds (PFCs)

Data Completeness, Case Narrative & Custody Documentation

- The case narrative and chain-of-custody documentation were included in the data package as required. All criteria were met.

Holding Times

- All samples were extracted within 14 days for water samples and analyzed within 28 days.

GC/MS Tuning

- All criteria were met.

Initial Calibration

- All relative standard deviation (%RSD) and/or correlation coefficients criteria were met.

Continuing Calibration

- All percent difference (%D) and RRF criteria were met.

Method Blank

- The method blanks were free of contamination.

Field QC Blank

- The field blank samples were free of contamination.

Surrogate Spike Recoveries

- All samples exhibited acceptable surrogate %R values except for the following.

Sample ID	Surrogate	%R	Qualifier
3	13C2-PFHxA	62%	J/UJ

Matrix Spike/Matrix Spike Duplicate (MS/MSD) Recoveries

- The MS/MSD samples exhibited acceptable %R and RPD values.

Laboratory Control Samples

- The LCS samples exhibited acceptable percent recoveries (%R).

Internal Standard (IS) Area Performance

- All internal standards met response and retention time (RT) criteria.

Target Compound Identification

- All mass spectra and quantitation criteria were met.

Compound Quantitation

- All criteria were met.

Field Duplicate Sample Precision

- Field duplicate samples were not collected.

Please contact the undersigned at (757) 564-0090 if you have any questions or need further information.

Signed:

Nancy Weaver
Nancy Weaver
Senior Chemist

Dated: 3/24/17

Data Qualifier	Definition
U	The analyte was analyzed for, but was not detected above the level of the reported sample quantitation limit.
J	The analyte is an estimated quantity. The associated numerical value is the approximate concentration of the analyte in the sample.
NJ	The analysis has been "tentatively identified" or "presumptively" as present and the associated numerical value is the estimated concentration in the samples.
UJ	The analyte was analyzed for but was not detected. The reported quantitation limit is approximate and may be inaccurate or imprecise.
R	The data are unusable. The sample results are rejected due to serious deficiencies in meeting QC criteria. The analyte may or may not be present in the samples.

FORM I
LCMS ORGANICS ANALYSIS DATA SHEET

Lab Name: TestAmerica Sacramento Job No.: 320-26004-1

SDG No.: _____

Client Sample ID: WI-AF-1RW27-0217 Lab Sample ID: 320-26004-1

Matrix: Water Lab File ID: 2017.02.28C_537_003.d

Analysis Method: 537 Date Collected: 02/20/2017 12:50

Extraction Method: 537 Date Extracted: 02/24/2017 13:19

Sample wt/vol: 256.3(mL) Date Analyzed: 02/28/2017 17:22

Con. Extract Vol.: 1(mL) Dilution Factor: 1

Injection Volume: 2(uL) GC Column: GeminiC18 3x100 ID: 3(mm)

% Moisture: _____ GPC Cleanup: (Y/N) N

Analysis Batch No.: 152592 Units: ug/L

CAS NO.	COMPOUND NAME	RESULT	Q	LOQ	LOD	DL
1763-23-1	Perfluorooctanesulfonic acid (PFOS)	0.047	U	0.059	0.047	0.015
335-67-1	Perfluorooctanoic acid (PFOA)	0.023	U	0.029	0.023	0.0092
375-73-5	Perfluorobutanesulfonic acid (PFBS)	0.11	U N	0.14	0.11	0.046

CAS NO.	SURROGATE	%REC	Q	LIMITS
STL00993	13C2 PFHxA	73		70-130
STL00996	13C2 PFDA	72		70-130

FORM I
LCMS ORGANICS ANALYSIS DATA SHEET

2

Lab Name: TestAmerica Sacramento Job No.: 320-26004-1
 SDG No.: _____
 Client Sample ID: WI-AF-1FB27-0217 Lab Sample ID: 320-26004-2
 Matrix: Water Lab File ID: 2017.02.28C_537_004.d
 Analysis Method: 537 Date Collected: 02/20/2017 12:51
 Extraction Method: 537 Date Extracted: 02/24/2017 13:19
 Sample wt/vol: 255.4 (mL) Date Analyzed: 02/28/2017 17:26
 Con. Extract Vol.: 1 (mL) Dilution Factor: 1
 Injection Volume: 2 (uL) GC Column: GeminiC18 3x100 ID: 3 (mm)
 % Moisture: _____ GPC Cleanup: (Y/N) N
 Analysis Batch No.: 152592 Units: ug/L

CAS NO.	COMPOUND NAME	RESULT	Q	LOQ	LOD	DL
1763-23-1	Perfluorooctanesulfonic acid (PFOS)	0.047	U	0.059	0.047	0.015
335-67-1	Perfluorooctanoic acid (PFOA)	0.023	U	0.029	0.023	0.0092
375-73-5	Perfluorobutanesulfonic acid (PFBS)	0.11	U	0.14	0.11	0.047

CAS NO.	SURROGATE	%REC	Q	LIMITS
STL00993	13C2 PFHxA	80		70-130
STL00996	13C2 PFDA	73		70-130

FORM I
LCMS ORGANICS ANALYSIS DATA SHEET

3

Lab Name: TestAmerica Sacramento Job No.: 320-26004-1
 SDG No.: _____
 Client Sample ID: WI-AF-1RW28-0217 Lab Sample ID: 320-26004-3
 Matrix: Water Lab File ID: 2017.02.28C_537_005.d
 Analysis Method: 537 Date Collected: 02/20/2017 14:22
 Extraction Method: 537 Date Extracted: 02/24/2017 13:19
 Sample wt/vol: 246.5 (mL) Date Analyzed: 02/28/2017 17:31
 Con. Extract Vol.: 1 (mL) Dilution Factor: 1
 Injection Volume: 2 (uL) GC Column: GeminiC18 3x100 ID: 3 (mm)
 % Moisture: _____ GPC Cleanup: (Y/N) N
 Analysis Batch No.: 152592 Units: ug/L

CAS NO.	COMPOUND NAME	RESULT	Q	LOQ	LOD	DL
1763-23-1	Perfluorooctanesulfonic acid (PFOS)	0.049	<i>U M J</i>	0.061	0.049	0.016
335-67-1	Perfluorooctanoic acid (PFOA)	0.032	<i>J</i>	0.030	0.024	0.0096
375-73-5	Perfluorobutanesulfonic acid (PFBS)	0.11	<i>U J</i>	0.14	0.11	0.048

SSL
↓

CAS NO.	SURROGATE	%REC	Q	LIMITS
STL00993	13C2 PFHxA	62	<i>Q</i>	70-130
STL00996	13C2 PFDA	72		70-130

FORM I
LCMS ORGANICS ANALYSIS DATA SHEET

4

Lab Name: TestAmerica Sacramento Job No.: 320-26004-1
 SDG No.: _____
 Client Sample ID: WI-AF-1FB28-0217 Lab Sample ID: 320-26004-4
 Matrix: Water Lab File ID: 2017.03.01A_537_005.d
 Analysis Method: 537 Date Collected: 02/20/2017 14:23
 Extraction Method: 537 Date Extracted: 02/24/2017 13:19
 Sample wt/vol: 250.5 (mL) Date Analyzed: 03/01/2017 15:30
 Con. Extract Vol.: 1 (mL) Dilution Factor: 1
 Injection Volume: 2 (uL) GC Column: GeminiC18 3x100 ID: 3 (mm)
 % Moisture: _____ GPC Cleanup: (Y/N) N
 Analysis Batch No.: 152753 Units: ug/L

CAS NO.	COMPOUND NAME	RESULT	Q	LOQ	LOD	DL
1763-23-1	Perfluorooctanesulfonic acid (PFOS)	0.048	U	0.060	0.048	0.015
335-67-1	Perfluorooctanoic acid (PFOA)	0.024	U	0.030	0.024	0.0094
375-73-5	Perfluorobutanesulfonic acid (PFBS)	0.11	U	0.14	0.11	0.047

CAS NO.	SURROGATE	%REC	Q	LIMITS
STL00993	13C2 PFHxA	73		70-130
STL00996	13C2 PFDA	75		70-130

FORM I
LCMS ORGANICS ANALYSIS DATA SHEET

5

Lab Name: TestAmerica Sacramento Job No.: 320-26004-1
 SDG No.: _____
 Client Sample ID: WI-AF-1RW29-0217 Lab Sample ID: 320-26004-5
 Matrix: Water Lab File ID: 2017.02.28C_537_007.d
 Analysis Method: 537 Date Collected: 02/20/2017 14:51
 Extraction Method: 537 Date Extracted: 02/24/2017 13:19
 Sample wt/vol: 248.5(mL) Date Analyzed: 02/28/2017 17:40
 Con. Extract Vol.: 1(mL) Dilution Factor: 1
 Injection Volume: 2(uL) GC Column: GeminiC18 3x100 ID: 3(mm)
 % Moisture: _____ GPC Cleanup: (Y/N) N
 Analysis Batch No.: 152592 Units: ug/L

CAS NO.	COMPOUND NAME	RESULT	Q	LOQ	LOD	DL
1763-23-1	Perfluorooctanesulfonic acid (PFOS)	0.048	U	0.060	0.048	0.016
335-67-1	Perfluorooctanoic acid (PFOA)	0.024	U	0.030	0.024	0.0095
375-73-5	Perfluorobutanesulfonic acid (PFBS)	0.11	U	0.14	0.11	0.048

CAS NO.	SURROGATE	%REC	Q	LIMITS
STL00993	13C2 PFHxA	74		70-130
STL00996	13C2 PFDA	71		70-130

FORM I
LCMS ORGANICS ANALYSIS DATA SHEET

6

Lab Name: TestAmerica Sacramento Job No.: 320-26004-1
 SDG No.: _____
 Client Sample ID: WI-AF-1FB29-0217 Lab Sample ID: 320-26004-6
 Matrix: Water Lab File ID: 2017.02.28C_537_008.d
 Analysis Method: 537 Date Collected: 02/20/2017 14:52
 Extraction Method: 537 Date Extracted: 02/24/2017 13:19
 Sample wt/vol: 253.8(mL) Date Analyzed: 02/28/2017 17:44
 Con. Extract Vol.: 1(mL) Dilution Factor: 1
 Injection Volume: 2(uL) GC Column: GeminiC18 3x100 ID: 3(mm)
 % Moisture: _____ GPC Cleanup: (Y/N) N
 Analysis Batch No.: 152592 Units: ug/L

CAS NO.	COMPOUND NAME	RESULT	Q	LOQ	LOD	DL
1763-23-1	Perfluorooctanesulfonic acid (PFOS)	0.047	U	0.059	0.047	0.015
335-67-1	Perfluorooctanoic acid (PFOA)	0.024	U	0.030	0.024	0.0093
375-73-5	Perfluorobutanesulfonic acid (PFBS)	0.11	U	0.14	0.11	0.047

CAS NO.	SURROGATE	%REC	Q	LIMITS
STL00993	13C2 PFHxA	81		70-130
STL00996	13C2 PFDA	74		70-130

FORM I
LCMS ORGANICS ANALYSIS DATA SHEET

7

Lab Name: TestAmerica Sacramento Job No.: 320-26004-1

SDG No.: _____

Client Sample ID: WI-AF-1RW30-0217 Lab Sample ID: 320-26004-7

Matrix: Water Lab File ID: 2017.02.28C_537_009.d

Analysis Method: 537 Date Collected: 02/20/2017 15:25

Extraction Method: 537 Date Extracted: 02/24/2017 13:19

Sample wt/vol: 252.3(mL) Date Analyzed: 02/28/2017 17:48

Con. Extract Vol.: 1(mL) Dilution Factor: 1

Injection Volume: 2(uL) GC Column: GeminiC18 3x100 ID: 3(mm)

% Moisture: _____ GPC Cleanup: (Y/N) N

Analysis Batch No.: 152592 Units: ug/L

CAS NO.	COMPOUND NAME	RESULT	Q	LOQ	LOD	DL
1763-23-1	Perfluorooctanesulfonic acid (PFOS)	0.048	U	0.059	0.048	0.015
335-67-1	Perfluorooctanoic acid (PFOA)	0.024	U	0.030	0.024	0.0093
375-73-5	Perfluorobutanesulfonic acid (PFBS)	0.11	U	0.14	0.11	0.047

CAS NO.	SURROGATE	%REC	Q	LIMITS
STL00993	13C2 PFHxA	71		70-130
STL00996	13C2 PFDA	70		70-130

FORM I
LCMS ORGANICS ANALYSIS DATA SHEET

8

Lab Name: TestAmerica Sacramento Job No.: 320-26004-1
 SDG No.: _____
 Client Sample ID: WI-AF-1FB30-0217 Lab Sample ID: 320-26004-8
 Matrix: Water Lab File ID: 2017.03.01A_537_006.d
 Analysis Method: 537 Date Collected: 02/20/2017 15:26
 Extraction Method: 537 Date Extracted: 02/24/2017 13:19
 Sample wt/vol: 251.5(mL) Date Analyzed: 03/01/2017 15:35
 Con. Extract Vol.: 1(mL) Dilution Factor: 1
 Injection Volume: 2(uL) GC Column: GeminiC18 3x100 ID: 3(mm)
 % Moisture: _____ GPC Cleanup: (Y/N) N
 Analysis Batch No.: 152753 Units: ug/L

CAS NO.	COMPOUND NAME	RESULT	Q	LOQ	LOD	DL
1763-23-1	Perfluorooctanesulfonic acid (PFOS)	0.048	U	0.060	0.048	0.015
335-67-1	Perfluorooctanoic acid (PFOA)	0.024	U	0.030	0.024	0.0094
375-73-5	Perfluorobutanesulfonic acid (PFBS)	0.11	U	0.14	0.11	0.047

CAS NO.	SURROGATE	%REC	Q	LIMITS
STL00993	13C2 PFHxA	75		70-130
STL00996	13C2 PFDA	77		70-130

FORM I
LCMS ORGANICS ANALYSIS DATA SHEET

9

Lab Name: TestAmerica Sacramento Job No.: 320-26004-1
 SDG No.: _____
 Client Sample ID: WI-AF-1RW31-0217 Lab Sample ID: 320-26004-9
 Matrix: Water Lab File ID: 2017.02.28C_537_014.d
 Analysis Method: 537 Date Collected: 02/20/2017 15:45
 Extraction Method: 537 Date Extracted: 02/24/2017 13:19
 Sample wt/vol: 247.9(mL) Date Analyzed: 02/28/2017 18:10
 Con. Extract Vol.: 1(mL) Dilution Factor: 1
 Injection Volume: 2(uL) GC Column: GeminiC18 3x100 ID: 3(mm)
 % Moisture: _____ GPC Cleanup: (Y/N) N
 Analysis Batch No.: 152593 Units: ug/L

CAS NO.	COMPOUND NAME	RESULT	Q	LOQ	LOD	DL
1763-23-1	Perfluorooctanesulfonic acid (PFOS)	0.048	U	0.061	0.048	0.016
335-67-1	Perfluorooctanoic acid (PFOA)	0.024	U	0.030	0.024	0.0095
375-73-5	Perfluorobutanesulfonic acid (PFBS)	0.11	U	0.14	0.11	0.048

CAS NO.	SURROGATE	%REC	Q	LIMITS
STL00993	13C2 PFHxA	74		70-130
STL00996	13C2 PFDA	74		70-130

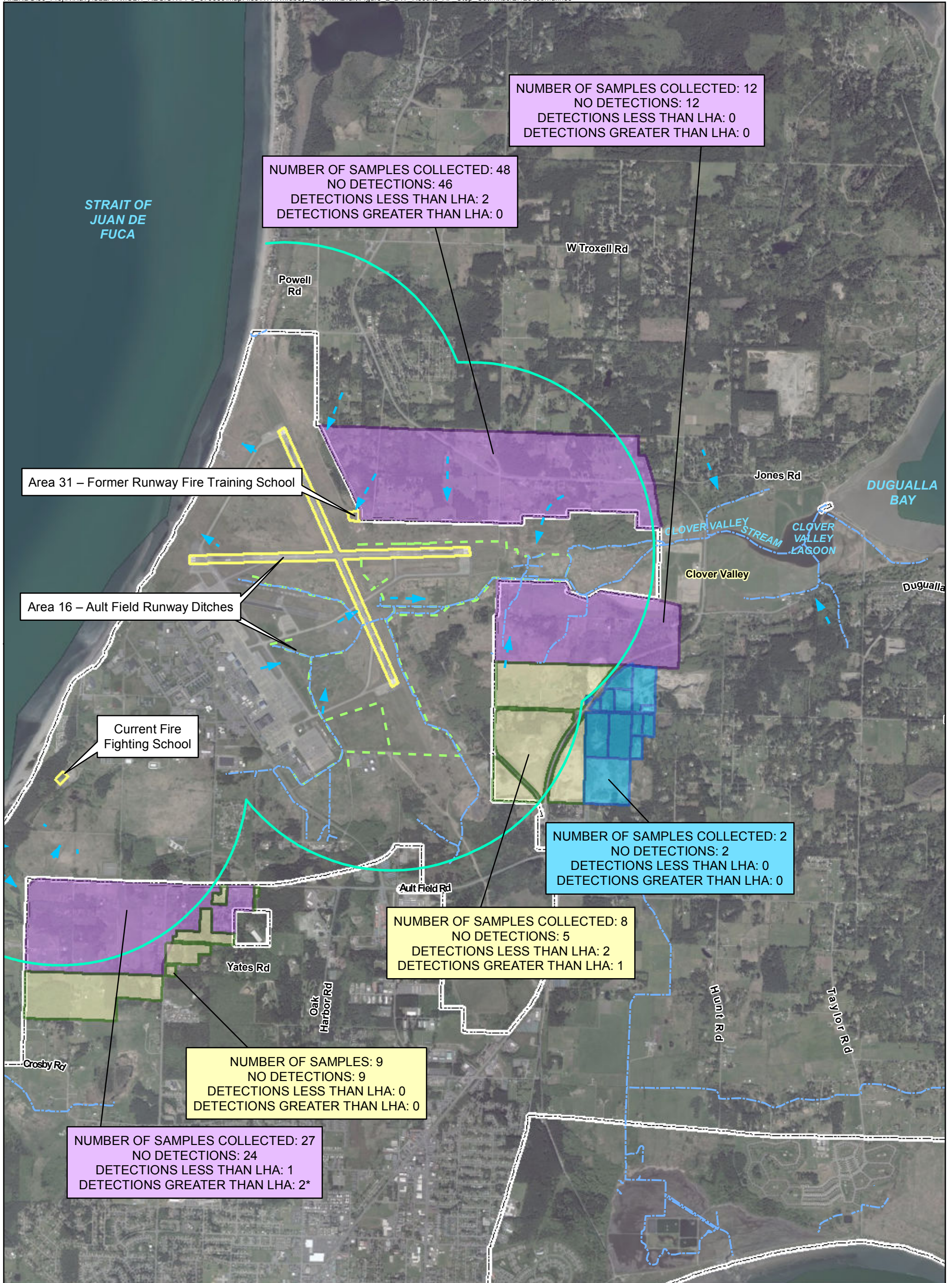
FORM I
LCMS ORGANICS ANALYSIS DATA SHEET

10

Lab Name: TestAmerica Sacramento Job No.: 320-26004-1
 SDG No.: _____
 Client Sample ID: WI-AF-1FB31-0217 Lab Sample ID: 320-26004-10
 Matrix: Water Lab File ID: 2017.02.28C_537_015.d
 Analysis Method: 537 Date Collected: 02/20/2017 15:46
 Extraction Method: 537 Date Extracted: 02/24/2017 13:19
 Sample wt/vol: 255.8(mL) Date Analyzed: 02/28/2017 18:15
 Con. Extract Vol.: 1(mL) Dilution Factor: 1
 Injection Volume: 2(uL) GC Column: GeminiC18 3x100 ID: 3(mm)
 % Moisture: _____ GPC Cleanup: (Y/N) N
 Analysis Batch No.: 152593 Units: ug/L

CAS NO.	COMPOUND NAME	RESULT	Q	LOQ	LOD	DL
1763-23-1	Perfluorooctanesulfonic acid (PFOS)	0.047	U	0.059	0.047	0.015
335-67-1	Perfluorooctanoic acid (PFOA)	0.023	U	0.029	0.023	0.0092
375-73-5	Perfluorobutanesulfonic acid (PFBS)	0.11	U	0.14	0.11	0.047

CAS NO.	SURROGATE	%REC	Q	LIMITS
STL00993	13C2 PFHxA	77		70-130
STL00996	13C2 PFDA	71		70-130



- Legend**
- 1 Mile Zone
 - - - Surface Water
 - - - Drainage Ditch
 - Suspected Source Area
 - Phase 1 Sampling Area
 - Phase 2 Sampling Area
 - Phase 3 Sampling Area
 - Base Boundary
 - - - ▶ Inferred Groundwater Flow Direction

Notes:

1. Results shown on this figure are for PFOA and PFOS. See text and Table 2 for PFBS results
2. * Both results above the LHA are from the same well; the second sample collected was a confirmation sample.

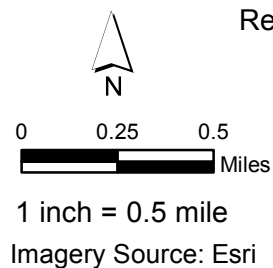


Figure 2
 Results for Drinking Water Well Sampling
 Near Ault Field
 Naval Air Station Whidbey Island
 Oak Harbor, Washington

For Official Use Only

