



**Off-base Drinking Water Sample Results,
Level 2 Laboratory Report, Level 4 Laboratory Report,
Electronic Data Deliverable, Data Validation Report,
and the Sample Location Figure, SDG 320-26309**

*Outlying Landing Field Coupeville
Naval Air Station Whidbey Island
Coupeville, Washington*

February 2019

TestAmerica

THE LEADER IN ENVIRONMENTAL TESTING

ANALYTICAL REPORT

TestAmerica Laboratories, Inc.
TestAmerica Sacramento
880 Riverside Parkway
West Sacramento, CA 95605
Tel: (916)373-5600

TestAmerica Job ID: 320-26309-1
Client Project/Site: Whidbey Island

For:
CH2M Hill Constructors, Inc.
1100 NE Circle Blvd
Corvallis, Oregon 97330

Attn: Tiffany Hill



Authorized for release by:
3/10/2017 3:05:58 PM

Laura Turpen, Project Manager I
(916)374-4414
laura.turpen@testamericainc.com

LINKS

Review your project
results through
TotalAccess

Have a Question?



Visit us at:
www.testamericainc.com

The test results in this report meet all 2003 NELAC and 2009 TNI requirements for accredited parameters, exceptions are noted in this report. This report may not be reproduced except in full, and with written approval from the laboratory. For questions please contact the Project Manager at the e-mail address or telephone number listed on this page.

This report has been electronically signed and authorized by the signatory. Electronic signature is intended to be the legally binding equivalent of a traditionally handwritten signature.

Results relate only to the items tested and the sample(s) as received by the laboratory.

- 1
- 2
- 3
- 4
- 5
- 6
- 7
- 8
- 9
- 10
- 11
- 12
- 13
- 14
- 15



Table of Contents

Cover Page	1
Table of Contents	2
Definitions/Glossary	3
Case Narrative	4
Detection Summary	6
Client Sample Results	7
Surrogate Summary	13
QC Sample Results	14
QC Association Summary	15
Lab Chronicle	16
Certification Summary	18
Method Summary	19
Sample Summary	20
Chain of Custody	21
Receipt Checklists	22

Definitions/Glossary

Client: CH2M Hill Constructors, Inc.
Project/Site: Whidbey Island

TestAmerica Job ID: 320-26309-1

Qualifiers

LCMS

Qualifier	Qualifier Description
U	Undetected at the Limit of Detection.
E	Result exceeded calibration range.

Glossary

Abbreviation	These commonly used abbreviations may or may not be present in this report.
α	Listed under the "D" column to designate that the result is reported on a dry weight basis
%R	Percent Recovery
CFL	Contains Free Liquid
CNF	Contains no Free Liquid
DER	Duplicate error ratio (normalized absolute difference)
Dil Fac	Dilution Factor
DL, RA, RE, IN	Indicates a Dilution, Re-analysis, Re-extraction, or additional Initial metals/anion analysis of the sample
DLC	Decision level concentration
MDA	Minimum detectable activity
EDL	Estimated Detection Limit
MDC	Minimum detectable concentration
MDL	Method Detection Limit
ML	Minimum Level (Dioxin)
NC	Not Calculated
ND	Not detected at the reporting limit (or MDL or EDL if shown)
PQL	Practical Quantitation Limit
QC	Quality Control
RER	Relative error ratio
RL	Reporting Limit or Requested Limit (Radiochemistry)
RPD	Relative Percent Difference, a measure of the relative difference between two points
TEF	Toxicity Equivalent Factor (Dioxin)
TEQ	Toxicity Equivalent Quotient (Dioxin)

Case Narrative

Client: CH2M Hill Constructors, Inc.
Project/Site: Whidbey Island

TestAmerica Job ID: 320-26309-1

Job ID: 320-26309-1

Laboratory: TestAmerica Sacramento

Narrative

CASE NARRATIVE

Client: CH2M Hill Constructors, Inc.

Project: Whidbey Island

Report Number: 320-26309-1

With the exceptions noted as flags or footnotes, standard analytical protocols were followed in the analysis of the samples and no problems were encountered or anomalies observed. In addition all laboratory quality control samples were within established control limits, with any exceptions noted below. Each sample was analyzed to achieve the lowest possible reporting limit within the constraints of the method. In some cases, due to interference or analytes present at high concentrations, samples were diluted. For diluted samples, the reporting limits are adjusted relative to the dilution required.

TestAmerica Sacramento attests to the validity of the laboratory data generated by TestAmerica facilities reported herein. All analyses performed by TestAmerica facilities were done using established laboratory SOPs that incorporate QA/QC procedures described in the applicable methods. TestAmerica's operations groups have reviewed the data for compliance with the laboratory QA/QC plan, and data have been found to be compliant with laboratory protocols unless otherwise noted below.

TestAmerica utilizes USEPA approved methods and DOD QSM, where applicable, in all analytical work. The samples presented in this report were analyzed for the parameter(s) listed on the analytical methods summary page in accordance with the method(s) indicated. A summary of QC data for these analyses is included at the back of the report.

All parameters for which TestAmerica Sacramento has certification were evaluated to the QSM specified reporting convention or to the client specified format if different from QSM. Parameters not certified under QSM, if any, were evaluated to the detection limit (DL) and include qualified results where applicable.

The sample(s) that contain constituents flagged with U are undetected. The result associated with this flag is the limit of detection (LOD).

Calculations are performed before rounding to avoid round-off errors in calculated results.

All holding times were met and proper preservation noted for the methods performed on these samples, unless otherwise detailed in the individual sections below.

All solid sample results are reported on an "as received" basis unless otherwise indicated by the presence of a % solids value in the method header.

This laboratory report is confidential and is intended for the sole use of TestAmerica and its client.

RECEIPT

The samples were received on 03/04/2017; the samples arrived in good condition, properly preserved and on ice. The temperature of the coolers at receipt was 0.8 C.

PFOA/PFOS

Samples WI-CV-1RW85-0217 (320-26309-1), WI-CV-1FB85-0217 (320-26309-2), WI-CV-1RW86-0217 (320-26309-3), WI-CV-1FB86-0217 (320-26309-4), WI-CV-1RW87-0217 (320-26309-5) and WI-CV-1FB87-0217 (320-26309-6) were analyzed for PFOA/PFOS in accordance with 537. The samples were prepared on 03/07/2017 and analyzed on 03/09/2017.

Insufficient sample volume was available to perform a matrix spike/matrix spike duplicate (MS/MSD) associated with 320-153778.

The first level standard from the initial calibration curve is used to evaluate the tune criteria. The instrument mass windows are set at +/- 0.5amu; therefore, detection of the analyte serves as verification that the assigned mass is within +/- 0.5amu of the true value, which meets the DoD/DOE QSM tune criterion.

Case Narrative

Client: CH2M Hill Constructors, Inc.
Project/Site: Whidbey Island

TestAmerica Job ID: 320-26309-1

Job ID: 320-26309-1 (Continued)

Laboratory: TestAmerica Sacramento (Continued)

The laboratory control sample (LCS) and laboratory control sample duplicate have E flags because they are spiked at the upper level of the calibration curve as specified in the method. (LCS 320-153778/2-A) and (LCSD 320-153778/3-A)

No analytical or quality issues were noted, other than those described above or in the Definitions/Glossary page.

1

2

3

4

5

6

7

8

9

10

11

12

13

14

15

Detection Summary

Client: CH2M Hill Constructors, Inc.
Project/Site: Whidbey Island

TestAmerica Job ID: 320-26309-1

Client Sample ID: WI-CV-1RW85-0217

Lab Sample ID: 320-26309-1

No Detections.

Client Sample ID: WI-CV-1FB85-0217

Lab Sample ID: 320-26309-2

No Detections.

Client Sample ID: WI-CV-1RW86-0217

Lab Sample ID: 320-26309-3

No Detections.

Client Sample ID: WI-CV-1FB86-0217

Lab Sample ID: 320-26309-4

No Detections.

Client Sample ID: WI-CV-1RW87-0217

Lab Sample ID: 320-26309-5

No Detections.

Client Sample ID: WI-CV-1FB87-0217

Lab Sample ID: 320-26309-6

No Detections.

This Detection Summary does not include radiochemical test results.

TestAmerica Sacramento

- 1
- 2
- 3
- 4
- 5
- 6
- 7
- 8
- 9
- 10
- 11
- 12
- 13
- 14
- 15

Client Sample Results

Client: CH2M Hill Constructors, Inc.
Project/Site: Whidbey Island

TestAmerica Job ID: 320-26309-1

Client Sample ID: WI-CV-1RW85-0217

Lab Sample ID: 320-26309-1

Date Collected: 03/03/17 13:38

Matrix: Water

Date Received: 03/04/17 09:15

Method: 537 - Perfluorinated Alkyl Acids (LC/MS)

Analyte	Result	Qualifier	LOQ	DL	Unit	D	Prepared	Analyzed	Dil Fac
Perfluorooctanesulfonic acid (PFOS)	0.050	U	0.063	0.016	ug/L		03/07/17 17:54	03/09/17 11:06	1
Perfluorooctanoic acid (PFOA)	0.025	U	0.031	0.0099	ug/L		03/07/17 17:54	03/09/17 11:06	1
Perfluorobutanesulfonic acid (PFBS)	0.12	U	0.15	0.050	ug/L		03/07/17 17:54	03/09/17 11:06	1

Surrogate	%Recovery	Qualifier	Limits	Prepared	Analyzed	Dil Fac
13C2 PFHxA	95		70 - 130	03/07/17 17:54	03/09/17 11:06	1
13C2 PFDA	102		70 - 130	03/07/17 17:54	03/09/17 11:06	1

Client Sample Results

Client: CH2M Hill Constructors, Inc.
Project/Site: Whidbey Island

TestAmerica Job ID: 320-26309-1

Client Sample ID: WI-CV-1FB85-0217

Lab Sample ID: 320-26309-2

Date Collected: 03/03/17 13:47

Matrix: Water

Date Received: 03/04/17 09:15

Method: 537 - Perfluorinated Alkyl Acids (LC/MS)

Analyte	Result	Qualifier	LOQ	DL	Unit	D	Prepared	Analyzed	Dil Fac
Perfluorooctanesulfonic acid (PFOS)	0.043	U	0.053	0.014	ug/L		03/07/17 17:54	03/09/17 11:10	1
Perfluorooctanoic acid (PFOA)	0.021	U	0.027	0.0083	ug/L		03/07/17 17:54	03/09/17 11:10	1
Perfluorobutanesulfonic acid (PFBS)	0.097	U	0.12	0.042	ug/L		03/07/17 17:54	03/09/17 11:10	1

Surrogate	%Recovery	Qualifier	Limits	Prepared	Analyzed	Dil Fac
13C2 PFHxA	106		70 - 130	03/07/17 17:54	03/09/17 11:10	1
13C2 PFDA	102		70 - 130	03/07/17 17:54	03/09/17 11:10	1

Client Sample Results

Client: CH2M Hill Constructors, Inc.
Project/Site: Whidbey Island

TestAmerica Job ID: 320-26309-1

Client Sample ID: WI-CV-1RW86-0217

Lab Sample ID: 320-26309-3

Date Collected: 03/03/17 14:15

Matrix: Water

Date Received: 03/04/17 09:15

Method: 537 - Perfluorinated Alkyl Acids (LC/MS)

Analyte	Result	Qualifier	LOQ	DL	Unit	D	Prepared	Analyzed	Dil Fac
Perfluorooctanesulfonic acid (PFOS)	0.053	U	0.066	0.017	ug/L		03/07/17 17:54	03/09/17 11:15	1
Perfluorooctanoic acid (PFOA)	0.027	U	0.033	0.010	ug/L		03/07/17 17:54	03/09/17 11:15	1
Perfluorobutanesulfonic acid (PFBS)	0.12	U	0.15	0.053	ug/L		03/07/17 17:54	03/09/17 11:15	1
Surrogate	%Recovery	Qualifier	Limits				Prepared	Analyzed	Dil Fac
13C2 PFHxA	88		70 - 130				03/07/17 17:54	03/09/17 11:15	1
13C2 PFDA	94		70 - 130				03/07/17 17:54	03/09/17 11:15	1



Client Sample Results

Client: CH2M Hill Constructors, Inc.
Project/Site: Whidbey Island

TestAmerica Job ID: 320-26309-1

Client Sample ID: WI-CV-1FB86-0217

Lab Sample ID: 320-26309-4

Date Collected: 03/03/17 14:21

Matrix: Water

Date Received: 03/04/17 09:15

Method: 537 - Perfluorinated Alkyl Acids (LC/MS)

Analyte	Result	Qualifier	LOQ	DL	Unit	D	Prepared	Analyzed	Dil Fac
Perfluorooctanesulfonic acid (PFOS)	0.043	U	0.053	0.014	ug/L		03/07/17 17:54	03/09/17 11:19	1
Perfluorooctanoic acid (PFOA)	0.021	U	0.027	0.0084	ug/L		03/07/17 17:54	03/09/17 11:19	1
Perfluorobutanesulfonic acid (PFBS)	0.098	U	0.12	0.042	ug/L		03/07/17 17:54	03/09/17 11:19	1
Surrogate	%Recovery	Qualifier	Limits				Prepared	Analyzed	Dil Fac
13C2 PFHxA	104		70 - 130				03/07/17 17:54	03/09/17 11:19	1
13C2 PFDA	98		70 - 130				03/07/17 17:54	03/09/17 11:19	1



Client Sample Results

Client: CH2M Hill Constructors, Inc.
Project/Site: Whidbey Island

TestAmerica Job ID: 320-26309-1

Client Sample ID: WI-CV-1RW87-0217

Lab Sample ID: 320-26309-5

Date Collected: 03/03/17 14:49

Matrix: Water

Date Received: 03/04/17 09:15

Method: 537 - Perfluorinated Alkyl Acids (LC/MS)

Analyte	Result	Qualifier	LOQ	DL	Unit	D	Prepared	Analyzed	Dil Fac
Perfluorooctanesulfonic acid (PFOS)	0.052	U	0.065	0.017	ug/L		03/07/17 17:54	03/09/17 11:24	1
Perfluorooctanoic acid (PFOA)	0.026	U	0.033	0.010	ug/L		03/07/17 17:54	03/09/17 11:24	1
Perfluorobutanesulfonic acid (PFBS)	0.12	U	0.15	0.052	ug/L		03/07/17 17:54	03/09/17 11:24	1

Surrogate	%Recovery	Qualifier	Limits	Prepared	Analyzed	Dil Fac
13C2 PFHxA	99		70 - 130	03/07/17 17:54	03/09/17 11:24	1
13C2 PFDA	100		70 - 130	03/07/17 17:54	03/09/17 11:24	1

Client Sample Results

Client: CH2M Hill Constructors, Inc.
Project/Site: Whidbey Island

TestAmerica Job ID: 320-26309-1

Client Sample ID: WI-CV-1FB87-0217

Lab Sample ID: 320-26309-6

Date Collected: 03/03/17 14:51

Matrix: Water

Date Received: 03/04/17 09:15

Method: 537 - Perfluorinated Alkyl Acids (LC/MS)

Analyte	Result	Qualifier	LOQ	DL	Unit	D	Prepared	Analyzed	Dil Fac
Perfluorooctanesulfonic acid (PFOS)	0.042	U	0.052	0.013	ug/L		03/07/17 17:54	03/09/17 11:28	1
Perfluorooctanoic acid (PFOA)	0.021	U	0.026	0.0082	ug/L		03/07/17 17:54	03/09/17 11:28	1
Perfluorobutanesulfonic acid (PFBS)	0.096	U	0.12	0.041	ug/L		03/07/17 17:54	03/09/17 11:28	1

Surrogate	%Recovery	Qualifier	Limits	Prepared	Analyzed	Dil Fac
13C2 PFHxA	102		70 - 130	03/07/17 17:54	03/09/17 11:28	1
13C2 PFDA	98		70 - 130	03/07/17 17:54	03/09/17 11:28	1

Surrogate Summary

Client: CH2M Hill Constructors, Inc.
Project/Site: Whidbey Island

TestAmerica Job ID: 320-26309-1

Method: 537 - Perfluorinated Alkyl Acids (LC/MS)

Matrix: Water

Prep Type: Total/NA

Percent Surrogate Recovery (Acceptance Limits)

Lab Sample ID	Client Sample ID	Percent Surrogate Recovery (Acceptance Limits)	
		3C2 PFHx (70-130)	3C2 PFDA (70-130)
320-26309-1	WI-CV-1RW85-0217	95	102
320-26309-2	WI-CV-1FB85-0217	106	102
320-26309-3	WI-CV-1RW86-0217	88	94
320-26309-4	WI-CV-1FB86-0217	104	98
320-26309-5	WI-CV-1RW87-0217	99	100
320-26309-6	WI-CV-1FB87-0217	102	98
LCS 320-153778/2-A	Lab Control Sample	107	105
LCSD 320-153778/3-A	Lab Control Sample Dup	102	100
MB 320-153778/1-A	Method Blank	103	101

Surrogate Legend

13C2 PFHxA = 13C2 PFHxA

13C2 PFDA = 13C2 PFDA

QC Sample Results

Client: CH2M Hill Constructors, Inc.
Project/Site: Whidbey Island

TestAmerica Job ID: 320-26309-1

Method: 537 - Perfluorinated Alkyl Acids (LC/MS)

Lab Sample ID: MB 320-153778/1-A
Matrix: Water
Analysis Batch: 154108

Client Sample ID: Method Blank
Prep Type: Total/NA
Prep Batch: 153778

Analyte	MB Result	MB Qualifier	LOQ	DL	Unit	D	Prepared	Analyzed	Dil Fac
Perfluorooctanesulfonic acid (PFOS)	0.048	U	0.060	0.016	ug/L		03/07/17 17:54	03/09/17 10:09	1
Perfluorooctanoic acid (PFOA)	0.024	U	0.030	0.0094	ug/L		03/07/17 17:54	03/09/17 10:09	1
Perfluorobutanesulfonic acid (PFBS)	0.11	U	0.14	0.048	ug/L		03/07/17 17:54	03/09/17 10:09	1

Surrogate	MB %Recovery	MB Qualifier	Limits	Prepared	Analyzed	Dil Fac
13C2 PFHxA	103		70 - 130	03/07/17 17:54	03/09/17 10:09	1
13C2 PFDA	101		70 - 130	03/07/17 17:54	03/09/17 10:09	1

Lab Sample ID: LCS 320-153778/2-A
Matrix: Water
Analysis Batch: 154108

Client Sample ID: Lab Control Sample
Prep Type: Total/NA
Prep Batch: 153778

Analyte	Spike Added	LCS Result	LCS Qualifier	Unit	D	%Rec	Limits
Perfluorooctanesulfonic acid (PFOS)	0.300	0.300		ug/L		100	70 - 130
Perfluorooctanoic acid (PFOA)	0.146	0.135		ug/L		93	70 - 130
Perfluorobutanesulfonic acid (PFBS)	0.673	0.722	E	ug/L		107	70 - 130

Surrogate	LCS %Recovery	LCS Qualifier	Limits
13C2 PFHxA	107		70 - 130
13C2 PFDA	105		70 - 130

Lab Sample ID: LCSD 320-153778/3-A
Matrix: Water
Analysis Batch: 154108

Client Sample ID: Lab Control Sample Dup
Prep Type: Total/NA
Prep Batch: 153778

Analyte	Spike Added	LCSD Result	LCSD Qualifier	Unit	D	%Rec	Limits	RPD	RPD Limit
Perfluorooctanesulfonic acid (PFOS)	0.300	0.297		ug/L		99	70 - 130	1	30
Perfluorooctanoic acid (PFOA)	0.146	0.133		ug/L		91	70 - 130	2	30
Perfluorobutanesulfonic acid (PFBS)	0.673	0.728	E	ug/L		108	70 - 130	1	30

Surrogate	LCSD %Recovery	LCSD Qualifier	Limits
13C2 PFHxA	102		70 - 130
13C2 PFDA	100		70 - 130

QC Association Summary

Client: CH2M Hill Constructors, Inc.
Project/Site: Whidbey Island

TestAmerica Job ID: 320-26309-1

LCMS

Prep Batch: 153778

Lab Sample ID	Client Sample ID	Prep Type	Matrix	Method	Prep Batch
320-26309-1	WI-CV-1RW85-0217	Total/NA	Water	537	
320-26309-2	WI-CV-1FB85-0217	Total/NA	Water	537	
320-26309-3	WI-CV-1RW86-0217	Total/NA	Water	537	
320-26309-4	WI-CV-1FB86-0217	Total/NA	Water	537	
320-26309-5	WI-CV-1RW87-0217	Total/NA	Water	537	
320-26309-6	WI-CV-1FB87-0217	Total/NA	Water	537	
MB 320-153778/1-A	Method Blank	Total/NA	Water	537	
LCS 320-153778/2-A	Lab Control Sample	Total/NA	Water	537	
LCSD 320-153778/3-A	Lab Control Sample Dup	Total/NA	Water	537	

Analysis Batch: 154108

Lab Sample ID	Client Sample ID	Prep Type	Matrix	Method	Prep Batch
MB 320-153778/1-A	Method Blank	Total/NA	Water	537	153778
LCS 320-153778/2-A	Lab Control Sample	Total/NA	Water	537	153778
LCSD 320-153778/3-A	Lab Control Sample Dup	Total/NA	Water	537	153778

Analysis Batch: 154110

Lab Sample ID	Client Sample ID	Prep Type	Matrix	Method	Prep Batch
320-26309-1	WI-CV-1RW85-0217	Total/NA	Water	537	153778
320-26309-2	WI-CV-1FB85-0217	Total/NA	Water	537	153778
320-26309-3	WI-CV-1RW86-0217	Total/NA	Water	537	153778
320-26309-4	WI-CV-1FB86-0217	Total/NA	Water	537	153778
320-26309-5	WI-CV-1RW87-0217	Total/NA	Water	537	153778
320-26309-6	WI-CV-1FB87-0217	Total/NA	Water	537	153778

Lab Chronicle

Client: CH2M Hill Constructors, Inc.
Project/Site: Whidbey Island

TestAmerica Job ID: 320-26309-1

Client Sample ID: WI-CV-1RW85-0217

Lab Sample ID: 320-26309-1

Date Collected: 03/03/17 13:38

Matrix: Water

Date Received: 03/04/17 09:15

Prep Type	Batch Type	Batch Method	Run	Dil Factor	Initial Amount	Final Amount	Batch Number	Prepared or Analyzed	Analyst	Lab
Total/NA	Prep	537			239 mL	1.00 mL	153778	03/07/17 17:54	JER	TAL SAC
Total/NA	Analysis	537		1			154110	03/09/17 11:06	JRB	TAL SAC

Client Sample ID: WI-CV-1FB85-0217

Lab Sample ID: 320-26309-2

Date Collected: 03/03/17 13:47

Matrix: Water

Date Received: 03/04/17 09:15

Prep Type	Batch Type	Batch Method	Run	Dil Factor	Initial Amount	Final Amount	Batch Number	Prepared or Analyzed	Analyst	Lab
Total/NA	Prep	537			282.1 mL	1.00 mL	153778	03/07/17 17:54	JER	TAL SAC
Total/NA	Analysis	537		1			154110	03/09/17 11:10	JRB	TAL SAC

Client Sample ID: WI-CV-1RW86-0217

Lab Sample ID: 320-26309-3

Date Collected: 03/03/17 14:15

Matrix: Water

Date Received: 03/04/17 09:15

Prep Type	Batch Type	Batch Method	Run	Dil Factor	Initial Amount	Final Amount	Batch Number	Prepared or Analyzed	Analyst	Lab
Total/NA	Prep	537			226.3 mL	1.00 mL	153778	03/07/17 17:54	JER	TAL SAC
Total/NA	Analysis	537		1			154110	03/09/17 11:15	JRB	TAL SAC

Client Sample ID: WI-CV-1FB86-0217

Lab Sample ID: 320-26309-4

Date Collected: 03/03/17 14:21

Matrix: Water

Date Received: 03/04/17 09:15

Prep Type	Batch Type	Batch Method	Run	Dil Factor	Initial Amount	Final Amount	Batch Number	Prepared or Analyzed	Analyst	Lab
Total/NA	Prep	537			281 mL	1.00 mL	153778	03/07/17 17:54	JER	TAL SAC
Total/NA	Analysis	537		1			154110	03/09/17 11:19	JRB	TAL SAC

Client Sample ID: WI-CV-1RW87-0217

Lab Sample ID: 320-26309-5

Date Collected: 03/03/17 14:49

Matrix: Water

Date Received: 03/04/17 09:15

Prep Type	Batch Type	Batch Method	Run	Dil Factor	Initial Amount	Final Amount	Batch Number	Prepared or Analyzed	Analyst	Lab
Total/NA	Prep	537			230 mL	1.00 mL	153778	03/07/17 17:54	JER	TAL SAC
Total/NA	Analysis	537		1			154110	03/09/17 11:24	JRB	TAL SAC

Client Sample ID: WI-CV-1FB87-0217

Lab Sample ID: 320-26309-6

Date Collected: 03/03/17 14:51

Matrix: Water

Date Received: 03/04/17 09:15

Prep Type	Batch Type	Batch Method	Run	Dil Factor	Initial Amount	Final Amount	Batch Number	Prepared or Analyzed	Analyst	Lab
Total/NA	Prep	537			287.4 mL	1.00 mL	153778	03/07/17 17:54	JER	TAL SAC
Total/NA	Analysis	537		1			154110	03/09/17 11:28	JRB	TAL SAC

TestAmerica Sacramento

Lab Chronicle

Client: CH2M Hill Constructors, Inc.
Project/Site: Whidbey Island

TestAmerica Job ID: 320-26309-1

Laboratory References:

TAL SAC = TestAmerica Sacramento, 880 Riverside Parkway, West Sacramento, CA 95605, TEL (916)373-5600

1

2

3

4

5

6

7

8

9

10

11

12

13

14

15

Certification Summary

Client: CH2M Hill Constructors, Inc.
Project/Site: Whidbey Island

TestAmerica Job ID: 320-26309-1

Laboratory: TestAmerica Sacramento

All certifications held by this laboratory are listed. Not all certifications are applicable to this report.

Authority	Program	EPA Region	Certification ID	Expiration Date
Alaska (UST)	State Program	10	UST-055	12-18-17
Arizona	State Program	9	AZ0708	08-11-17
Arkansas DEQ	State Program	6	88-0691	06-17-17
California	State Program	9	2897	01-31-18
Colorado	State Program	8	CA00044	08-31-17
Connecticut	State Program	1	PH-0691	06-30-17
Florida	NELAP	4	E87570	06-30-17
Hawaii	State Program	9	N/A	01-29-18
Illinois	NELAP	5	200060	03-17-18
Kansas	NELAP	7	E-10375	10-31-17
L-A-B	DoD ELAP		L2468	01-20-18
Louisiana	NELAP	6	30612	06-30-17
Maine	State Program	1	CA0004	04-18-18
Michigan	State Program	5	9947	01-31-18
Nevada	State Program	9	CA00044	07-31-17
New Jersey	NELAP	2	CA005	06-30-17
New York	NELAP	2	11666	04-01-17
Oregon	NELAP	10	4040	01-28-18
Pennsylvania	NELAP	3	68-01272	03-31-17
Texas	NELAP	6	T104704399	07-31-17
US Fish & Wildlife	Federal		LE148388-0	10-31-17
USDA	Federal		P330-11-00436	12-30-17
USEPA UCMR	Federal	1	CA00044	11-06-18
Utah	NELAP	8	CA00044	02-28-17 *
Virginia	NELAP	3	460278	03-14-18
Washington	State Program	10	C581	05-05-17
West Virginia (DW)	State Program	3	9930C	12-31-17
Wyoming	State Program	8	8TMS-L	01-29-17 *

* Certification renewal pending - certification considered valid.

TestAmerica Sacramento

Method Summary

Client: CH2M Hill Constructors, Inc.
Project/Site: Whidbey Island

TestAmerica Job ID: 320-26309-1

Method	Method Description	Protocol	Laboratory
537	Perfluorinated Alkyl Acids (LC/MS)	EPA	TAL SAC

Protocol References:

EPA = US Environmental Protection Agency

Laboratory References:

TAL SAC = TestAmerica Sacramento, 880 Riverside Parkway, West Sacramento, CA 95605, TEL (916)373-5600

1

2

3

4

5

6

7

8

9

10

11

12

13

14

15

Sample Summary

Client: CH2M Hill Constructors, Inc.
Project/Site: Whidbey Island

TestAmerica Job ID: 320-26309-1

Lab Sample ID	Client Sample ID	Matrix	Collected	Received
320-26309-1	WI-CV-1RW85-0217	Water	03/03/17 13:38	03/04/17 09:15
320-26309-2	WI-CV-1FB85-0217	Water	03/03/17 13:47	03/04/17 09:15
320-26309-3	WI-CV-1RW86-0217	Water	03/03/17 14:15	03/04/17 09:15
320-26309-4	WI-CV-1FB86-0217	Water	03/03/17 14:21	03/04/17 09:15
320-26309-5	WI-CV-1RW87-0217	Water	03/03/17 14:49	03/04/17 09:15
320-26309-6	WI-CV-1FB87-0217	Water	03/03/17 14:51	03/04/17 09:15

1

2

3

4

5

6

7

8

9

10

11


12

13

14

15

Regulatory Program: DW NPDES RCRA Other:

Client Contact		Project Manager: <u>Katie Tippin</u>		Site Contact: <u>Kathryn Smith</u>		Date: <u>3/3/2017</u>		COC No: <u>1</u>	
Company Name: <u>CH2M / Tiffany Hill</u>		Tel/Fax: <u>757-671-6258</u>		Lab Contact: <u>Laura Trippin</u>		Carrier: <u>FedEx</u>		<u>1</u> of <u>1</u> COCs	
Address: <u>1100 NE Circle Blvd Ste 300</u>		Analysis Turnaround Time							
City/State/Zip: <u>Corvallis OR 97330</u>		<input checked="" type="checkbox"/> CALENDAR DAYS		<input type="checkbox"/> WORKING DAYS					
Phone: <u>541-768-3109</u>		TAT if different from Below <u>7 day</u>							
Fax: <u>541-908-3794</u>		<input type="checkbox"/> 2 weeks		<input type="checkbox"/> 1 week					
Project Name: <u>NAS Windkey Island</u>		<input type="checkbox"/> 2 days		<input type="checkbox"/> 1 day					
Site: <u>CG-08</u>		 320-26309 Chain of Custody							
PO # <u>100067106050/679580.09.FLPS</u>									
Sample Identification		Sample Date	Sample Time	Sample Type (C=Comp, G=Grab)	Matrix	# of Cont.	Filtered Sample (Y/N)	Perform MS / MSD (Y/N)	USEPA method 537
<u>WI-CV-1RW85-0217</u>		<u>3/3/17</u>	<u>1338</u>	<u>G</u>	<u>DW</u>	<u>2</u>	<u>N</u>	<u>N</u>	<u>X</u>
<u>WI-CV-1FB85-0217</u>		<u>3/3/17</u>	<u>1347</u>	<u>G</u>	<u>FB</u>	<u>2</u>	<u>N</u>	<u>N</u>	<u>X</u>
<u>WI-CV-1RW86-0217</u>		<u>3/3/17</u>	<u>1415</u>	<u>G</u>	<u>DW</u>	<u>2</u>	<u>N</u>	<u>N</u>	<u>X</u>
<u>WI-CV-1FB86-0217</u>		<u>3/3/17</u>	<u>1421</u>	<u>G</u>	<u>FB</u>	<u>2</u>	<u>N</u>	<u>N</u>	<u>X</u>
<u>WI-CV-1RW87-0217</u>		<u>3/3/17</u>	<u>1449</u>	<u>G</u>	<u>DW</u>	<u>2</u>	<u>N</u>	<u>N</u>	<u>X</u>
<u>WI-CV-1FB87-0217</u>		<u>3/3/17</u>	<u>1451</u>	<u>G</u>	<u>FB</u>	<u>2</u>	<u>N</u>	<u>N</u>	<u>X</u>
Preservation Used: 1= Ice, 2= HCl; 3= H2SO4; 4=HNO3; 5=NaOH; 6= Other									
Possible Hazard Identification: Are any samples from a listed EPA Hazardous Waste? Please List any EPA Waste Codes for the sample in the Comments Section if the lab is to dispose of the sample.					Sample Disposal (A fee may be assessed if samples are retained longer than 1 month)				
<input checked="" type="checkbox"/> Non-Hazard <input type="checkbox"/> Flammable <input type="checkbox"/> Skin Irritant <input type="checkbox"/> Poison B <input type="checkbox"/> Unknown					<input type="checkbox"/> Return to Client <input checked="" type="checkbox"/> Disposal by Lab <input type="checkbox"/> Archive for _____ Months				
Special Instructions/QC Requirements & Comments:									
Custody Seals Intact: <input type="checkbox"/> Yes <input type="checkbox"/> No		Custody Seal No.:		Cooler Temp. (°C): <u>0.5</u> Obs'd: <u>0.8</u>		Therm ID No.: <u>AK-1</u>			
Relinquished by: <u>K. Rabe</u>		Company: <u>CH2M</u>		Date/Time: <u>3/3/2017</u>		Received by: <u>Cori L. Hill</u>		Company: <u>TAW</u>	
Relinquished by:		Company:		Date/Time:		Received by:		Company:	
Relinquished by:		Company:		Date/Time:		Received in Laboratory by:		Company:	

Page 21 of 22

3/10/2017



Login Sample Receipt Checklist

Client: CH2M Hill Constructors, Inc.

Job Number: 320-26309-1

Login Number: 26309

List Source: TestAmerica Sacramento

List Number: 1

Creator: Hytrek, Cheryl

Question	Answer	Comment
Radioactivity wasn't checked or is \leq background as measured by a survey meter.	True	
The cooler's custody seal, if present, is intact.	True	
Sample custody seals, if present, are intact.	N/A	
The cooler or samples do not appear to have been compromised or tampered with.	True	
Samples were received on ice.	True	
Cooler Temperature is acceptable.	True	
Cooler Temperature is recorded.	True	
COC is present.	True	
COC is filled out in ink and legible.	True	
COC is filled out with all pertinent information.	True	
Is the Field Sampler's name present on COC?	False	EMPTY FIELD
There are no discrepancies between the containers received and the COC.	True	
Samples are received within Holding Time (excluding tests with immediate HTs)	True	
Sample containers have legible labels.	True	
Containers are not broken or leaking.	True	
Sample collection date/times are provided.	True	
Appropriate sample containers are used.	True	
Sample bottles are completely filled.	True	
Sample Preservation Verified.	N/A	
There is sufficient vol. for all requested analyses, incl. any requested MS/MSDs	True	
Containers requiring zero headspace have no headspace or bubble is <math><6\text{mm}</math> (1/4").	True	
Multiphasic samples are not present.	True	
Samples do not require splitting or compositing.	True	
Residual Chlorine Checked.	N/A	



ANALYTICAL REPORT

Job Number: 320-26309-1
Job Description: Whidbey Island

For:
CH2M Hill Constructors, Inc.
1100 NE Circle Blvd
Corvallis, OR 97330
Attention: Tiffany Hill



Approved for release.
Laura Turpen
Project Manager I
3/10/2017 3:06 PM

Laura Turpen, Project Manager I
880 Riverside Parkway, West Sacramento, CA, 95605
(916)374-4414
laura.turpen@testamericainc.com
03/10/2017

Table of Contents

Cover Title Page	1
Data Summaries	4
Definitions	4
Case Narrative	5
Detection Summary	6
Client Sample Results	7
Default Detection Limits	9
Surrogate Summary	10
QC Sample Results	11
QC Association	12
Chronicle	13
Certification Summary	15
Method Summary	16
Sample Summary	17
Manual Integration Summary	18
Reagent Traceability	21
COAs	31
Organic Sample Data	86
LCMS	86
Method 537 DOD	86
Method 537 DOD QC Summary	87
Method 537 DOD Sample Data	96
Standards Data	126
Method 537 DOD ICAL Data	126
Method 537 DOD CCAL Data	160
Raw QC Data	201

Table of Contents

Method 537 DOD Blank Data	201
Method 537 DOD LCS/LCSD Data	206
Method 537 DOD Run Logs	218
Method 537 DOD Prep Data	221
Shipping and Receiving Documents	233
Client Chain of Custody	234
Sample Receipt Checklist	235

Definitions/Glossary

Client: CH2M Hill Constructors, Inc.
Project/Site: Whidbey Island

TestAmerica Job ID: 320-26309-1

Qualifiers

LCMS

Qualifier	Qualifier Description
U	Undetected at the Limit of Detection.
E	Result exceeded calibration range.

Glossary

Abbreviation	These commonly used abbreviations may or may not be present in this report.
α	Listed under the "D" column to designate that the result is reported on a dry weight basis
%R	Percent Recovery
CFL	Contains Free Liquid
CNF	Contains no Free Liquid
DER	Duplicate error ratio (normalized absolute difference)
Dil Fac	Dilution Factor
DL, RA, RE, IN	Indicates a Dilution, Re-analysis, Re-extraction, or additional Initial metals/anion analysis of the sample
DLC	Decision level concentration
MDA	Minimum detectable activity
EDL	Estimated Detection Limit
MDC	Minimum detectable concentration
MDL	Method Detection Limit
ML	Minimum Level (Dioxin)
NC	Not Calculated
ND	Not detected at the reporting limit (or MDL or EDL if shown)
PQL	Practical Quantitation Limit
QC	Quality Control
RER	Relative error ratio
RL	Reporting Limit or Requested Limit (Radiochemistry)
RPD	Relative Percent Difference, a measure of the relative difference between two points
TEF	Toxicity Equivalent Factor (Dioxin)
TEQ	Toxicity Equivalent Quotient (Dioxin)

CASE NARRATIVE

Client: CH2M Hill Constructors, Inc.

Project: Whidbey Island

Report Number: 320-26309-1

With the exceptions noted as flags or footnotes, standard analytical protocols were followed in the analysis of the samples and no problems were encountered or anomalies observed. In addition all laboratory quality control samples were within established control limits, with any exceptions noted below. Each sample was analyzed to achieve the lowest possible reporting limit within the constraints of the method. In some cases, due to interference or analytes present at high concentrations, samples were diluted. For diluted samples, the reporting limits are adjusted relative to the dilution required.

TestAmerica Sacramento attests to the validity of the laboratory data generated by TestAmerica facilities reported herein. All analyses performed by TestAmerica facilities were done using established laboratory SOPs that incorporate QA/QC procedures described in the applicable methods. TestAmerica's operations groups have reviewed the data for compliance with the laboratory QA/QC plan, and data have been found to be compliant with laboratory protocols unless otherwise noted below.

TestAmerica utilizes USEPA approved methods and DOD QSM, where applicable, in all analytical work. The samples presented in this report were analyzed for the parameter(s) listed on the analytical methods summary page in accordance with the method(s) indicated. A summary of QC data for these analyses is included at the back of the report.

All parameters for which TestAmerica Sacramento has certification were evaluated to the QSM specified reporting convention or to the client specified format if different from QSM. Parameters not certified under QSM, if any, were evaluated to the detection limit (DL) and include qualified results where applicable.

The sample(s) that contain constituents flagged with U are undetected. The result associated with this flag is the limit of detection (LOD).

Calculations are performed before rounding to avoid round-off errors in calculated results.

All holding times were met and proper preservation noted for the methods performed on these samples, unless otherwise detailed in the individual sections below.

All solid sample results are reported on an "as received" basis unless otherwise indicated by the presence of a % solids value in the method header.

This laboratory report is confidential and is intended for the sole use of TestAmerica and its client.

RECEIPT

The samples were received on 03/04/2017; the samples arrived in good condition, properly preserved and on ice. The temperature of the coolers at receipt was 0.8 C.

PFOA/PFOS

Samples WI-CV-1RW85-0217 (320-26309-1), WI-CV-1FB85-0217 (320-26309-2), WI-CV-1RW86-0217 (320-26309-3), WI-CV-1FB86-0217 (320-26309-4), WI-CV-1RW87-0217 (320-26309-5) and WI-CV-1FB87-0217 (320-26309-6) were analyzed for PFOA/PFOS in accordance with 537. The samples were prepared on 03/07/2017 and analyzed on 03/09/2017.

Insufficient sample volume was available to perform a matrix spike/matrix spike duplicate (MS/MSD) associated with 320-153778.

The first level standard from the initial calibration curve is used to evaluate the tune criteria. The instrument mass windows are set at +/- 0.5amu; therefore, detection of the analyte serves as verification that the assigned mass is within +/- 0.5amu of the true value, which meets the DoD/DOE QSM tune criterion.

The laboratory control sample (LCS) and laboratory control sample duplicate have E flags because they are spiked at the upper level of the calibration curve as specified in the method. (LCS 320-153778/2-A) and (LCS 320-153778/3-A)

No analytical or quality issues were noted, other than those described above or in the Definitions/Glossary page.

Detection Summary

Client: CH2M Hill Constructors, Inc.
Project/Site: Whidbey Island

TestAmerica Job ID: 320-26309-1

Client Sample ID: WI-CV-1RW85-0217

Lab Sample ID: 320-26309-1

No Detections.

Client Sample ID: WI-CV-1FB85-0217

Lab Sample ID: 320-26309-2

No Detections.

Client Sample ID: WI-CV-1RW86-0217

Lab Sample ID: 320-26309-3

No Detections.

Client Sample ID: WI-CV-1FB86-0217

Lab Sample ID: 320-26309-4

No Detections.

Client Sample ID: WI-CV-1RW87-0217

Lab Sample ID: 320-26309-5

No Detections.

Client Sample ID: WI-CV-1FB87-0217

Lab Sample ID: 320-26309-6

No Detections.

This Detection Summary does not include radiochemical test results.

TestAmerica Sacramento

Client Sample Results

Client: CH2M Hill Constructors, Inc.
Project/Site: Whidbey Island

TestAmerica Job ID: 320-26309-1

Client Sample ID: WI-CV-1RW85-0217

Date Collected: 03/03/17 13:38

Date Received: 03/04/17 09:15

Lab Sample ID: 320-26309-1

Matrix: Water

Method: 537 - Perfluorinated Alkyl Acids (LC/MS)

Analyte	Result	Qualifier	LOQ	DL	Unit	D	Prepared	Analyzed	Dil Fac
Perfluorooctanesulfonic acid (PFOS)	0.050	U	0.063	0.016	ug/L		03/07/17 17:54	03/09/17 11:06	1
Perfluorooctanoic acid (PFOA)	0.025	U	0.031	0.0099	ug/L		03/07/17 17:54	03/09/17 11:06	1
Perfluorobutanesulfonic acid (PFBS)	0.12	U	0.15	0.050	ug/L		03/07/17 17:54	03/09/17 11:06	1
Surrogate	%Recovery	Qualifier	Limits				Prepared	Analyzed	Dil Fac
13C2 PFHxA	95		70 - 130				03/07/17 17:54	03/09/17 11:06	1
13C2 PFDA	102		70 - 130				03/07/17 17:54	03/09/17 11:06	1

Client Sample ID: WI-CV-1FB85-0217

Date Collected: 03/03/17 13:47

Date Received: 03/04/17 09:15

Lab Sample ID: 320-26309-2

Matrix: Water

Method: 537 - Perfluorinated Alkyl Acids (LC/MS)

Analyte	Result	Qualifier	LOQ	DL	Unit	D	Prepared	Analyzed	Dil Fac
Perfluorooctanesulfonic acid (PFOS)	0.043	U	0.053	0.014	ug/L		03/07/17 17:54	03/09/17 11:10	1
Perfluorooctanoic acid (PFOA)	0.021	U	0.027	0.0083	ug/L		03/07/17 17:54	03/09/17 11:10	1
Perfluorobutanesulfonic acid (PFBS)	0.097	U	0.12	0.042	ug/L		03/07/17 17:54	03/09/17 11:10	1
Surrogate	%Recovery	Qualifier	Limits				Prepared	Analyzed	Dil Fac
13C2 PFHxA	106		70 - 130				03/07/17 17:54	03/09/17 11:10	1
13C2 PFDA	102		70 - 130				03/07/17 17:54	03/09/17 11:10	1

Client Sample ID: WI-CV-1RW86-0217

Date Collected: 03/03/17 14:15

Date Received: 03/04/17 09:15

Lab Sample ID: 320-26309-3

Matrix: Water

Method: 537 - Perfluorinated Alkyl Acids (LC/MS)

Analyte	Result	Qualifier	LOQ	DL	Unit	D	Prepared	Analyzed	Dil Fac
Perfluorooctanesulfonic acid (PFOS)	0.053	U	0.066	0.017	ug/L		03/07/17 17:54	03/09/17 11:15	1
Perfluorooctanoic acid (PFOA)	0.027	U	0.033	0.010	ug/L		03/07/17 17:54	03/09/17 11:15	1
Perfluorobutanesulfonic acid (PFBS)	0.12	U	0.15	0.053	ug/L		03/07/17 17:54	03/09/17 11:15	1
Surrogate	%Recovery	Qualifier	Limits				Prepared	Analyzed	Dil Fac
13C2 PFHxA	88		70 - 130				03/07/17 17:54	03/09/17 11:15	1
13C2 PFDA	94		70 - 130				03/07/17 17:54	03/09/17 11:15	1

Client Sample ID: WI-CV-1FB86-0217

Date Collected: 03/03/17 14:21

Date Received: 03/04/17 09:15

Lab Sample ID: 320-26309-4

Matrix: Water

Method: 537 - Perfluorinated Alkyl Acids (LC/MS)

Analyte	Result	Qualifier	LOQ	DL	Unit	D	Prepared	Analyzed	Dil Fac
Perfluorooctanesulfonic acid (PFOS)	0.043	U	0.053	0.014	ug/L		03/07/17 17:54	03/09/17 11:19	1
Perfluorooctanoic acid (PFOA)	0.021	U	0.027	0.0084	ug/L		03/07/17 17:54	03/09/17 11:19	1
Perfluorobutanesulfonic acid (PFBS)	0.098	U	0.12	0.042	ug/L		03/07/17 17:54	03/09/17 11:19	1
Surrogate	%Recovery	Qualifier	Limits				Prepared	Analyzed	Dil Fac
13C2 PFHxA	104		70 - 130				03/07/17 17:54	03/09/17 11:19	1
13C2 PFDA	98		70 - 130				03/07/17 17:54	03/09/17 11:19	1

Client Sample Results

Client: CH2M Hill Constructors, Inc.
Project/Site: Whidbey Island

TestAmerica Job ID: 320-26309-1

Client Sample ID: WI-CV-1RW87-0217

Lab Sample ID: 320-26309-5

Date Collected: 03/03/17 14:49

Matrix: Water

Date Received: 03/04/17 09:15

Method: 537 - Perfluorinated Alkyl Acids (LC/MS)

Analyte	Result	Qualifier	LOQ	DL	Unit	D	Prepared	Analyzed	Dil Fac
Perfluorooctanesulfonic acid (PFOS)	0.052	U	0.065	0.017	ug/L		03/07/17 17:54	03/09/17 11:24	1
Perfluorooctanoic acid (PFOA)	0.026	U	0.033	0.010	ug/L		03/07/17 17:54	03/09/17 11:24	1
Perfluorobutanesulfonic acid (PFBS)	0.12	U	0.15	0.052	ug/L		03/07/17 17:54	03/09/17 11:24	1
Surrogate	%Recovery	Qualifier	Limits				Prepared	Analyzed	Dil Fac
13C2 PFHxA	99		70 - 130				03/07/17 17:54	03/09/17 11:24	1
13C2 PFDA	100		70 - 130				03/07/17 17:54	03/09/17 11:24	1

Client Sample ID: WI-CV-1FB87-0217

Lab Sample ID: 320-26309-6

Date Collected: 03/03/17 14:51

Matrix: Water

Date Received: 03/04/17 09:15

Method: 537 - Perfluorinated Alkyl Acids (LC/MS)

Analyte	Result	Qualifier	LOQ	DL	Unit	D	Prepared	Analyzed	Dil Fac
Perfluorooctanesulfonic acid (PFOS)	0.042	U	0.052	0.013	ug/L		03/07/17 17:54	03/09/17 11:28	1
Perfluorooctanoic acid (PFOA)	0.021	U	0.026	0.0082	ug/L		03/07/17 17:54	03/09/17 11:28	1
Perfluorobutanesulfonic acid (PFBS)	0.096	U	0.12	0.041	ug/L		03/07/17 17:54	03/09/17 11:28	1
Surrogate	%Recovery	Qualifier	Limits				Prepared	Analyzed	Dil Fac
13C2 PFHxA	102		70 - 130				03/07/17 17:54	03/09/17 11:28	1
13C2 PFDA	98		70 - 130				03/07/17 17:54	03/09/17 11:28	1

Default Detection Limits

Client: CH2M Hill Constructors, Inc.
Project/Site: Whidbey Island

TestAmerica Job ID: 320-26309-1

Method: 537 - Perfluorinated Alkyl Acids (LC/MS)

Prep: 537

Analyte	LOQ	DL	Units	Method
Perfluorobutanesulfonic acid (PFBS)	0.14	0.048	ug/L	537
Perfluorooctanesulfonic acid (PFOS)	0.060	0.016	ug/L	537
Perfluorooctanoic acid (PFOA)	0.030	0.0094	ug/L	537

Surrogate Summary

Client: CH2M Hill Constructors, Inc.
Project/Site: Whidbey Island

TestAmerica Job ID: 320-26309-1

Method: 537 - Perfluorinated Alkyl Acids (LC/MS)

Matrix: Water

Prep Type: Total/NA

Lab Sample ID	Client Sample ID	Percent Surrogate Recovery (Acceptance Limits)	
		3C2 PFHx (70-130)	3C2 PFD (70-130)
320-26309-1	WI-CV-1RW85-0217	95	102
320-26309-2	WI-CV-1FB85-0217	106	102
320-26309-3	WI-CV-1RW86-0217	88	94
320-26309-4	WI-CV-1FB86-0217	104	98
320-26309-5	WI-CV-1RW87-0217	99	100
320-26309-6	WI-CV-1FB87-0217	102	98
LCS 320-153778/2-A	Lab Control Sample	107	105
LCSD 320-153778/3-A	Lab Control Sample Dup	102	100
MB 320-153778/1-A	Method Blank	103	101

Surrogate Legend

13C2 PFHxA = 13C2 PFHxA

13C2 PFDA = 13C2 PFDA

QC Sample Results

Client: CH2M Hill Constructors, Inc.
Project/Site: Whidbey Island

TestAmerica Job ID: 320-26309-1

Method: 537 - Perfluorinated Alkyl Acids (LC/MS)

Lab Sample ID: MB 320-153778/1-A
Matrix: Water
Analysis Batch: 154108

Client Sample ID: Method Blank
Prep Type: Total/NA
Prep Batch: 153778

Analyte	MB MB		LOQ	DL	Unit	D	Prepared	Analyzed	Dil Fac
	Result	Qualifier							
Perfluorooctanesulfonic acid (PFOS)	0.048	U	0.060	0.016	ug/L		03/07/17 17:54	03/09/17 10:09	1
Perfluorooctanoic acid (PFOA)	0.024	U	0.030	0.0094	ug/L		03/07/17 17:54	03/09/17 10:09	1
Perfluorobutanesulfonic acid (PFBS)	0.11	U	0.14	0.048	ug/L		03/07/17 17:54	03/09/17 10:09	1

Surrogate	MB MB		Limits	Prepared	Analyzed	Dil Fac
	%Recovery	Qualifier				
13C2 PFHxA	103		70 - 130	03/07/17 17:54	03/09/17 10:09	1
13C2 PFDA	101		70 - 130	03/07/17 17:54	03/09/17 10:09	1

Lab Sample ID: LCS 320-153778/2-A
Matrix: Water
Analysis Batch: 154108

Client Sample ID: Lab Control Sample
Prep Type: Total/NA
Prep Batch: 153778

Analyte	Spike Added	LCS Result	LCS Qualifier	Unit	D	%Rec	Limits
Perfluorooctanoic acid (PFOA)	0.146	0.135		ug/L		93	70 - 130
Perfluorobutanesulfonic acid (PFBS)	0.673	0.722	E	ug/L		107	70 - 130

Surrogate	LCS LCS		Limits
	%Recovery	Qualifier	
13C2 PFHxA	107		70 - 130
13C2 PFDA	105		70 - 130

Lab Sample ID: LCSD 320-153778/3-A
Matrix: Water
Analysis Batch: 154108

Client Sample ID: Lab Control Sample Dup
Prep Type: Total/NA
Prep Batch: 153778

Analyte	Spike Added	LCSD Result	LCSD Qualifier	Unit	D	%Rec	Limits	RPD	RPD Limit
Perfluorooctanoic acid (PFOA)	0.146	0.133		ug/L		91	70 - 130	2	30
Perfluorobutanesulfonic acid (PFBS)	0.673	0.728	E	ug/L		108	70 - 130	1	30

Surrogate	LCSD LCSD		Limits
	%Recovery	Qualifier	
13C2 PFHxA	102		70 - 130
13C2 PFDA	100		70 - 130

QC Association Summary

Client: CH2M Hill Constructors, Inc.
Project/Site: Whidbey Island

TestAmerica Job ID: 320-26309-1

LCMS

Prep Batch: 153778

Lab Sample ID	Client Sample ID	Prep Type	Matrix	Method	Prep Batch
320-26309-1	WI-CV-1RW85-0217	Total/NA	Water	537	
320-26309-2	WI-CV-1FB85-0217	Total/NA	Water	537	
320-26309-3	WI-CV-1RW86-0217	Total/NA	Water	537	
320-26309-4	WI-CV-1FB86-0217	Total/NA	Water	537	
320-26309-5	WI-CV-1RW87-0217	Total/NA	Water	537	
320-26309-6	WI-CV-1FB87-0217	Total/NA	Water	537	
MB 320-153778/1-A	Method Blank	Total/NA	Water	537	
LCS 320-153778/2-A	Lab Control Sample	Total/NA	Water	537	
LCSD 320-153778/3-A	Lab Control Sample Dup	Total/NA	Water	537	

Analysis Batch: 154108

Lab Sample ID	Client Sample ID	Prep Type	Matrix	Method	Prep Batch
MB 320-153778/1-A	Method Blank	Total/NA	Water	537	153778
LCS 320-153778/2-A	Lab Control Sample	Total/NA	Water	537	153778
LCSD 320-153778/3-A	Lab Control Sample Dup	Total/NA	Water	537	153778

Analysis Batch: 154110

Lab Sample ID	Client Sample ID	Prep Type	Matrix	Method	Prep Batch
320-26309-1	WI-CV-1RW85-0217	Total/NA	Water	537	153778
320-26309-2	WI-CV-1FB85-0217	Total/NA	Water	537	153778
320-26309-3	WI-CV-1RW86-0217	Total/NA	Water	537	153778
320-26309-4	WI-CV-1FB86-0217	Total/NA	Water	537	153778
320-26309-5	WI-CV-1RW87-0217	Total/NA	Water	537	153778
320-26309-6	WI-CV-1FB87-0217	Total/NA	Water	537	153778

Lab Chronicle

Client: CH2M Hill Constructors, Inc.
Project/Site: Whidbey Island

TestAmerica Job ID: 320-26309-1

Client Sample ID: WI-CV-1RW85-0217

Date Collected: 03/03/17 13:38

Date Received: 03/04/17 09:15

Lab Sample ID: 320-26309-1

Matrix: Water

Prep Type	Batch Type	Batch Method	Run	Dilution Factor	Batch Number	Prepared or Analyzed	Analyst	Lab
Total/NA	Prep	537			153778	03/07/17 17:54	JER	TAL SAC
Total/NA	Analysis	537		1	154110	03/09/17 11:06	JRB	TAL SAC

Client Sample ID: WI-CV-1FB85-0217

Date Collected: 03/03/17 13:47

Date Received: 03/04/17 09:15

Lab Sample ID: 320-26309-2

Matrix: Water

Prep Type	Batch Type	Batch Method	Run	Dilution Factor	Batch Number	Prepared or Analyzed	Analyst	Lab
Total/NA	Prep	537			153778	03/07/17 17:54	JER	TAL SAC
Total/NA	Analysis	537		1	154110	03/09/17 11:10	JRB	TAL SAC

Client Sample ID: WI-CV-1RW86-0217

Date Collected: 03/03/17 14:15

Date Received: 03/04/17 09:15

Lab Sample ID: 320-26309-3

Matrix: Water

Prep Type	Batch Type	Batch Method	Run	Dilution Factor	Batch Number	Prepared or Analyzed	Analyst	Lab
Total/NA	Prep	537			153778	03/07/17 17:54	JER	TAL SAC
Total/NA	Analysis	537		1	154110	03/09/17 11:15	JRB	TAL SAC

Client Sample ID: WI-CV-1FB86-0217

Date Collected: 03/03/17 14:21

Date Received: 03/04/17 09:15

Lab Sample ID: 320-26309-4

Matrix: Water

Prep Type	Batch Type	Batch Method	Run	Dilution Factor	Batch Number	Prepared or Analyzed	Analyst	Lab
Total/NA	Prep	537			153778	03/07/17 17:54	JER	TAL SAC
Total/NA	Analysis	537		1	154110	03/09/17 11:19	JRB	TAL SAC

Client Sample ID: WI-CV-1RW87-0217

Date Collected: 03/03/17 14:49

Date Received: 03/04/17 09:15

Lab Sample ID: 320-26309-5

Matrix: Water

Prep Type	Batch Type	Batch Method	Run	Dilution Factor	Batch Number	Prepared or Analyzed	Analyst	Lab
Total/NA	Prep	537			153778	03/07/17 17:54	JER	TAL SAC
Total/NA	Analysis	537		1	154110	03/09/17 11:24	JRB	TAL SAC

Client Sample ID: WI-CV-1FB87-0217

Date Collected: 03/03/17 14:51

Date Received: 03/04/17 09:15

Lab Sample ID: 320-26309-6

Matrix: Water

Prep Type	Batch Type	Batch Method	Run	Dilution Factor	Batch Number	Prepared or Analyzed	Analyst	Lab
Total/NA	Prep	537			153778	03/07/17 17:54	JER	TAL SAC
Total/NA	Analysis	537		1	154110	03/09/17 11:28	JRB	TAL SAC

TestAmerica Sacramento

Lab Chronicle

Client: CH2M Hill Constructors, Inc.
Project/Site: Whidbey Island

TestAmerica Job ID: 320-26309-1

Laboratory References:

TAL SAC = TestAmerica Sacramento, 880 Riverside Parkway, West Sacramento, CA 95605, TEL (916)373-5600

Certification Summary

Client: CH2M Hill Constructors, Inc.
 Project/Site: Whidbey Island

TestAmerica Job ID: 320-26309-1

Laboratory: TestAmerica Sacramento

All certifications held by this laboratory are listed. Not all certifications are applicable to this report.

Authority	Program	EPA Region	Certification ID	Expiration Date
Alaska (UST)	State Program	10	UST-055	12-18-17
Arizona	State Program	9	AZ0708	08-11-17
Arkansas DEQ	State Program	6	88-0691	06-17-17
California	State Program	9	2897	01-31-18
Colorado	State Program	8	CA00044	08-31-17
Connecticut	State Program	1	PH-0691	06-30-17
Florida	NELAP	4	E87570	06-30-17
Hawaii	State Program	9	N/A	01-29-18
Illinois	NELAP	5	200060	03-17-18
Kansas	NELAP	7	E-10375	10-31-17
L-A-B	DoD ELAP		L2468	01-20-18
Louisiana	NELAP	6	30612	06-30-17
Maine	State Program	1	CA0004	04-18-18
Michigan	State Program	5	9947	01-31-18
Nevada	State Program	9	CA00044	07-31-17
New Jersey	NELAP	2	CA005	06-30-17
New York	NELAP	2	11666	04-01-17
Oregon	NELAP	10	4040	01-28-18
Pennsylvania	NELAP	3	68-01272	03-31-17
Texas	NELAP	6	T104704399	07-31-17
US Fish & Wildlife	Federal		LE148388-0	10-31-17
USDA	Federal		P330-11-00436	12-30-17
USEPA UCMR	Federal	1	CA00044	11-06-18
Utah	NELAP	8	CA00044	02-28-17 *
Virginia	NELAP	3	460278	03-14-18
Washington	State Program	10	C581	05-05-17
West Virginia (DW)	State Program	3	9930C	12-31-17
Wyoming	State Program	8	8TMS-L	01-29-17 *

* Certification renewal pending - certification considered valid.

Method Summary

Client: CH2M Hill Constructors, Inc.
Project/Site: Whidbey Island

TestAmerica Job ID: 320-26309-1

Method	Method Description	Protocol	Laboratory
537	Perfluorinated Alkyl Acids (LC/MS)	EPA	TAL SAC

Protocol References:

EPA = US Environmental Protection Agency

Laboratory References:

TAL SAC = TestAmerica Sacramento, 880 Riverside Parkway, West Sacramento, CA 95605, TEL (916)373-5600

Sample Summary

Client: CH2M Hill Constructors, Inc.
Project/Site: Whidbey Island

TestAmerica Job ID: 320-26309-1

Lab Sample ID	Client Sample ID	Matrix	Collected	Received
320-26309-1	WI-CV-1RW85-0217	Water	03/03/17 13:38	03/04/17 09:15
320-26309-2	WI-CV-1FB85-0217	Water	03/03/17 13:47	03/04/17 09:15
320-26309-3	WI-CV-1RW86-0217	Water	03/03/17 14:15	03/04/17 09:15
320-26309-4	WI-CV-1FB86-0217	Water	03/03/17 14:21	03/04/17 09:15
320-26309-5	WI-CV-1RW87-0217	Water	03/03/17 14:49	03/04/17 09:15
320-26309-6	WI-CV-1FB87-0217	Water	03/03/17 14:51	03/04/17 09:15

LCMS MANUAL INTEGRATION SUMMARY

Lab Name: TestAmerica Sacramento Job No.: 320-26309-1

SDG No.: _____

Instrument ID: A8_N Analysis Batch Number: 153407

Lab Sample ID: IC 320-153407/5 Client Sample ID: _____

Date Analyzed: 03/06/17 09:59 Lab File ID: 2017.03.06_537_ICAL_006.d GC Column: GeminiC18 3x1 ID: 3(mm)

COMPOUND NAME	RETENTION TIME	MANUAL INTEGRATION		
		REASON	ANALYST	DATE
Perfluorooctanesulfonic acid (PFOS)	2.25	Isomers	westendorfc	03/06/17 13:27

Lab Sample ID: IC 320-153407/7 Client Sample ID: _____

Date Analyzed: 03/06/17 10:08 Lab File ID: 2017.03.06_537_ICAL_008.d GC Column: GeminiC18 3x1 ID: 3(mm)

COMPOUND NAME	RETENTION TIME	MANUAL INTEGRATION		
		REASON	ANALYST	DATE
Perfluorooctanesulfonic acid (PFOS)	2.25	Isomers	westendorfc	03/06/17 13:27

LCMS MANUAL INTEGRATION SUMMARY

Lab Name: TestAmerica Sacramento Job No.: 320-26309-1

SDG No.: _____

Instrument ID: A8_N Analysis Batch Number: 154108

Lab Sample ID: CCV 320-154108/17 CCVIS Client Sample ID: _____

Date Analyzed: 03/09/17 10:53 Lab File ID: 2017.03.09_537A_017.d GC Column: GeminiC18 3x1 ID: 3(mm)

COMPOUND NAME	RETENTION TIME	MANUAL INTEGRATION		
		REASON	ANALYST	DATE
Perfluorooctanesulfonic acid (PFOS)	2.25	Missed Peak	barnettj	03/10/17 10:42

LCMS MANUAL INTEGRATION SUMMARY

Lab Name: TestAmerica Sacramento Job No.: 320-26309-1

SDG No.: _____

Instrument ID: A8_N Analysis Batch Number: 154110

Lab Sample ID: CCV 320-154110/17 CCVIS Client Sample ID: _____

Date Analyzed: 03/09/17 10:53 Lab File ID: 2017.03.09_537A_017.d GC Column: GeminiC18 3x1 ID: 3 (mm)

COMPOUND NAME	RETENTION TIME	MANUAL INTEGRATION		
		REASON	ANALYST	DATE
Perfluorooctanesulfonic acid (PFOS)	2.25	Missed Peak	barnettj	03/10/17 10:42

REAGENT TRACEABILITY SUMMARY

Lab Name: TestAmerica Sacramento

Job No.: 320-26309-1

SDG No.: _____

Reagent ID	Exp Date	Prep Date	Dilutant Used	Reagent Final Volume	Parent Reagent		Analyte	Concentration		
					Reagent ID	Volume Added				
LC537-HSP_00014	06/22/17	12/22/16	Methanol, Lot 090285	10000 uL	LC537SPIM_00018	375 uL	Perfluorobutane Sulfonate	3366 ng/mL		
							Perfluorobutanesulfonic acid (PFBS)	3366 ng/mL		
							Perfluoroheptanoic acid	371.25 ng/mL		
							Perfluorohexanesulfonic acid	1134.68 ng/mL		
							Perfluorononanoic acid	777.808 ng/mL		
							Perfluorooctanoic acid (PFOA)	731.96 ng/mL		
Perfluorooctanesulfonic acid (PFOS)	1502.49 ng/mL									
.LC537SPIM_00018	06/22/17	12/22/16	Methanol, Lot 104453	10000 uL	LC537-PFBS_00006	440 uL	Perfluorobutane Sulfonate	89.76 ug/mL		
							Perfluorobutanesulfonic acid (PFBS)	89.76 ug/mL		
							LC537-PFHpA_00013	100 uL	Perfluoroheptanoic acid	9.9 ug/mL
							LC537-PFHxS_00008	300 uL	Perfluorohexanesulfonic acid	30.2582 ug/mL
							LC537-PFNA_00011	200 uL	Perfluorononanoic acid	20.7415 ug/mL
							LC537-PFOA_00011	100 uL	Perfluorooctanoic acid (PFOA)	19.5189 ug/mL
LC537-PFOS_00006	400 uL	Perfluorooctanesulfonic acid (PFOS)	40.0664 ug/mL							
..LC537-PFBS_00006	07/28/17	07/28/16	Methanol, Lot 090285	5 mL	LC537_PFBS_00002	0.0102 g	Perfluorobutane Sulfonate	2040 ug/mL		
							Perfluorobutanesulfonic acid (PFBS)	2040 ug/mL		
...LC537_PFBS_00002	04/01/18		Sigma, Lot MKBP8842V		(Purchased Reagent)		Perfluorobutane Sulfonate	1 g/g		
							Perfluorobutanesulfonic acid (PFBS)	1 g/g		
..LC537-PFHpA_00013	06/22/17	12/22/16	Methanol, Lot 090285	56.8 mL	LC537_PFHpA_00002	0.0568 g	Perfluoroheptanoic acid	990 ug/mL		
...LC537_PFHpA_00002	04/01/18		Aldrich, Lot BCBM2579V		(Purchased Reagent)		Perfluoroheptanoic acid	0.99 g/g		
..LC537-PFHxS_00008	07/28/17	07/28/16	Methanol, Lot 090285	5.5 mL	LC537_PFHxS_00002	0.0061 g	Perfluorohexanesulfonic acid	1008.61 ug/mL		
..LC537_PFHxS_00002	04/01/18		Sigma, Lot BCBL3545V		(Purchased Reagent)		Perfluorohexanesulfonic acid	0.9094 g/g		
..LC537-PFNA_00011	11/21/17	11/21/16	Methanol, Lot 090285	6.5 mL	LC537_PFNA_00002	0.007 g	Perfluorononanoic acid	1037.08 ug/mL		
..LC537_PFNA_00002	04/01/18		TCI America, Lot QN44F		(Purchased Reagent)		Perfluorononanoic acid	0.963 g/g		
..LC537-PFOA_00011	11/21/17	11/21/16	Methanol, Lot 090285	6.5 mL	LC537_PFOA_00002	0.0127 g	Perfluorooctanoic acid (PFOA)	1951.89 ug/mL		
..LC537_PFOA_00002	11/04/18		Fluka, Lot SZBD308XV		(Purchased Reagent)		Perfluorooctanoic acid (PFOA)	0.999 g/g		
..LC537-PFOS_00006	07/28/17	07/28/16	Methanol, Lot 090285	6 mL	LC537_PFOS_00002	0.0066 g	Perfluorooctanesulfonic acid (PFOS)	1001.66 ug/mL		
..LC537_PFOS_00002	08/09/17		Fluka, Lot SZBC222XV		(Purchased Reagent)		Perfluorooctanesulfonic acid (PFOS)	0.9106 g/g		
LC537-ICV_00020	07/25/17	02/21/17	MeOH/H2O, Lot 067374	10 mL	LC537-IS_00031	200 uL	13C2-PFOA	10 ng/mL		
							13C4 PFOS	28.68 ng/mL		
.LC537-IS_00031	07/31/17	01/31/17	Methanol, Lot 090285	10000 uL	LCM2PFOA_00005	100 uL	13C2-PFOA	0.5 ug/mL		
							LCMPFOS_00019	300 uL	13C4 PFOS	1.434 ug/mL
..LCM2PFOA_00005	06/19/18		Wellington Laboratories, Lot M2PFOA0613		(Purchased Reagent)		13C2-PFOA	50 ug/mL		
..LCMPFOS_00019	08/03/21		Wellington Laboratories, Lot MPFOS0816		(Purchased Reagent)		13C4 PFOS	47.8 ug/mL		
LC537-ICV_00020	07/25/17	02/21/17	MeOH/H2O, Lot 067374	10 mL	LC537-SU_00030	500 uL	13C2 PFDA	10 ng/mL		
							13C2 PFHxA	10 ng/mL		
							LC537ICIM_00015	20 uL	Perfluorobutanesulfonic acid (PFBS)	100.676 ng/mL
							Perfluorooctanoic acid (PFOA)	20.0186 ng/mL		

REAGENT TRACEABILITY SUMMARY

Lab Name: TestAmerica Sacramento

Job No.: 320-26309-1

SDG No.: _____

Reagent ID	Exp Date	Prep Date	Dilutant Used	Reagent Final Volume	Parent Reagent		Analyte	Concentration
					Reagent ID	Volume Added		
							Perfluorooctanesulfonic acid (PFOS)	20.6936 ng/mL
.LC537-SU_00030	07/31/17	01/31/17	Methanol, Lot 104453	20000 uL	LCMPFDA_00012	80 uL	13C2 PFDA	0.2 ug/mL
..LCMPFDA_00012	09/30/21	Wellington Laboratories, Lot MPFDA0916			(Purchased Reagent)		13C2 PFDA	50 ug/mL
..LCMPFHxA_00013	04/08/21	Wellington Laboratories, Lot MPFHxA0416			(Purchased Reagent)		13C2 PFHxA	50 ug/mL
.LC537ICIM_00015	07/25/17	02/21/17	Methanol, Lot 090285	25 mL	LC537-PFBS2_00007	0.55 mL	Perfluorobutanesulfonic acid (PFBS)	50.3381 ug/mL
					LC537-PFOA2_00008	0.142 mL	Perfluorooctanoic acid (PFOA)	10.0093 ug/mL
					LC537-PFOS2_00007	0.21 mL	Perfluorooctanesulfonic acid (PFOS)	10.3468 ug/mL
..LC537-PFBS2_00007	08/09/17	02/20/17	Methanol, Lot 090285	8.2 mL	LC537_PFBS2_00001	0.0188 g	Perfluorobutanesulfonic acid (PFBS)	2288.1 ug/mL
...LC537_PFBS2_00001	08/09/17	Santa Cruz Biotechnology, Lot H0112			(Purchased Reagent)		Perfluorobutanesulfonic acid (PFBS)	0.998 g/g
..LC537-PFOA2_00008	07/25/17	12/20/16	Methanol, Lot 090285	10 mL	LC537 PFOA2_00001	0.0178 g	Perfluorooctanoic acid (PFOA)	1762.2 ug/mL
..LC537 PFOA2_00001	07/25/17	Afla Aesar, Lot D24Y026			(Purchased Reagent)		Perfluorooctanoic acid (PFOA)	0.99 g/g
..LC537-PFOS2_00007	07/26/17	02/20/17	Methanol, Lot 090285	11 mL	LC537_PFOS2_00001	0.0174 g	Perfluorooctanesulfonic acid (PFOS)	1231.76 ug/mL
...LC537_PFOS2_00001	07/26/17	Sigma, Lot BCBF5116V			(Purchased Reagent)		Perfluorooctanesulfonic acid (PFOS)	0.7787 g/g
LC537-IS_00032	08/28/17	02/28/17	Methanol, Lot 090285	20000 uL	LCM2PFOA_00005	200 uL	13C2-PFOA	0.5 ug/mL
					LCMPFOS_00019	600 uL	13C4 PFOS	1.434 ug/mL
.LCM2PFOA_00005	06/19/18	Wellington Laboratories, Lot M2PFOA0613			(Purchased Reagent)		13C2-PFOA	50 ug/mL
.LCMPFOS_00019	08/03/21	Wellington Laboratories, Lot MPFOS0816			(Purchased Reagent)		13C4 PFOS	47.8 ug/mL
LC537-L1_00017	06/14/17	12/23/16	MeOH/H2O, Lot 090285	5 mL	LC537-IS_00028	100 uL	13C2-PFOA	10 ng/mL
							13C4 PFOS	28.68 ng/mL
					LC537-MSP_00017	25 uL	Perfluorobutanesulfonic acid (PFBS)	8.976 ng/mL
							Perfluoroheptanoic acid	0.99 ng/mL
							Perfluorohexanesulfonic acid	3.02582 ng/mL
							Perfluorononanoic acid	2.07415 ng/mL
							Perfluorooctanoic acid (PFOA)	1.95189 ng/mL
							Perfluorooctanesulfonic acid (PFOS)	4.00664 ng/mL
					LC537-SU_00026	250 uL	13C2 PFDA	10 ng/mL
							13C2 PFHxA	10 ng/mL
.LC537-IS_00028	06/19/17	12/19/16	Methanol, Lot 090285	10000 uL	LCM2PFOA_00005	100 uL	13C2-PFOA	0.5 ug/mL
					LCMPFOS_00018	300 uL	13C4 PFOS	1.434 ug/mL
..LCM2PFOA_00005	06/19/18	Wellington Laboratories, Lot M2PFOA0613			(Purchased Reagent)		13C2-PFOA	50 ug/mL
..LCMPFOS_00018	08/03/21	Wellington Laboratories, Lot MPFOS0816			(Purchased Reagent)		13C4 PFOS	47.8 ug/mL
.LC537-MSP_00017	06/22/17	12/22/16	Methanol, Lot 090285	10000 uL	LC537SPIM_00018	200 uL	Perfluorobutanesulfonic acid (PFBS)	1795.2 ng/mL
							Perfluoroheptanoic acid	198 ng/mL
							Perfluorohexanesulfonic acid	605.164 ng/mL
							Perfluorononanoic acid	414.831 ng/mL
							Perfluorooctanoic acid (PFOA)	390.378 ng/mL

REAGENT TRACEABILITY SUMMARY

Lab Name: TestAmerica Sacramento

Job No.: 320-26309-1

SDG No.: _____

Reagent ID	Exp Date	Prep Date	Dilutant Used	Reagent Final Volume	Parent Reagent		Analyte	Concentration
					Reagent ID	Volume Added		
							Perfluorooctanesulfonic acid (PFOS)	1502.49 ng/mL
..LC537SPIM_00017	05/21/17	11/21/16	Methanol, Lot 104453	10000 uL	LC537-PFBS_00006	440 uL	Perfluorobutanesulfonic acid (PFBS)	89.76 ug/mL
					LC537-PFOA_00011	100 uL	Perfluorooctanoic acid (PFOA)	19.5189 ug/mL
					LC537-PFOS_00006	400 uL	Perfluorooctanesulfonic acid (PFOS)	40.0664 ug/mL
...LC537-PFBS_00006	07/28/17	07/28/16	Methanol, Lot 090285	5 mL	LC537_PFBS_00002	0.0102 g	Perfluorobutanesulfonic acid (PFBS)	2040 ug/mL
....LC537_PFBS_00002	04/01/18		Sigma, Lot MKBP8842V		(Purchased Reagent)		Perfluorobutanesulfonic acid (PFBS)	1 g/g
...LC537-PFOA_00011	11/21/17	11/21/16	Methanol, Lot 090285	6.5 mL	LC537_PFOA_00002	0.0127 g	Perfluorooctanoic acid (PFOA)	1951.89 ug/mL
....LC537_PFOA_00002	11/04/18		Fluka, Lot SZBD308XV		(Purchased Reagent)		Perfluorooctanoic acid (PFOA)	0.999 g/g
...LC537-PFOS_00006	07/28/17	07/28/16	Methanol, Lot 090285	6 mL	LC537_PFOS_00002	0.0066 g	Perfluorooctanesulfonic acid (PFOS)	1001.66 ug/mL
....LC537_PFOS_00002	08/09/17		Fluka, Lot SZBC222XV		(Purchased Reagent)		Perfluorooctanesulfonic acid (PFOS)	0.9106 g/g
.LC537-SU_00026	06/14/17	12/16/16	Methanol, Lot 104453	20000 uL	LC537-SU_00025	10000 uL	13C2 PFDA	0.2 ug/mL
							13C2 PFHxA	0.2 ug/mL
..LC537-SU_00025	06/14/17	12/14/16	Methanol, Lot 104453	10000 uL	LCMPFDA_00008	80 uL	13C2 PFDA	0.4 ug/mL
					LCMPFHxA_00009	80 uL	13C2 PFHxA	0.4 ug/mL
...LCMPFDA_00008	08/19/20		Wellington Laboratories, Lot MPFDA0815		(Purchased Reagent)		13C2 PFDA	50 ug/mL
...LCMPFHxA_00009	04/09/20		Wellington Laboratories, Lot MPFHxA0415		(Purchased Reagent)		13C2 PFHxA	50 ug/mL
LC537-L2_00016	06/14/17	12/23/16	MeOH/H2O, Lot 090285	5 mL	LC537-HSP_00014	34 uL	Perfluorobutanesulfonic acid (PFBS)	22.8888 ng/mL
							Perfluoroheptanoic acid	2.5245 ng/mL
							Perfluorohexanesulfonic acid	7.71585 ng/mL
							Perfluorononanoic acid	5.28909 ng/mL
							Perfluorooctanoic acid (PFOA)	4.97733 ng/mL
							Perfluorooctanesulfonic acid (PFOS)	10.2169 ng/mL
					LC537-IS_00028	100 uL	13C2-PFOA	10 ng/mL
							13C4 PFOS	28.68 ng/mL
					LC537-SU_00026	250 uL	13C2 PFDA	10 ng/mL
							13C2 PFHxA	10 ng/mL
.LC537-HSP_00014	06/22/17	12/22/16	Methanol, Lot 090285	10000 uL	LC537SPIM_00018	375 uL	Perfluorobutanesulfonic acid (PFBS)	3366 ng/mL
							Perfluoroheptanoic acid	371.25 ng/mL
							Perfluorohexanesulfonic acid	1134.68 ng/mL
							Perfluorononanoic acid	777.808 ng/mL
							Perfluorooctanoic acid (PFOA)	731.96 ng/mL
							Perfluorooctanesulfonic acid (PFOS)	1502.49 ng/mL
..LC537SPIM_00018	06/22/17	12/22/16	Methanol, Lot 104453	10000 uL	LC537-PFBS_00006	440 uL	Perfluorobutanesulfonic acid (PFBS)	89.76 ug/mL
					LC537-PFHxA_00013	100 uL	Perfluoroheptanoic acid	9.9 ug/mL
					LC537-PFHxS_00008	300 uL	Perfluorohexanesulfonic acid	30.2582 ug/mL
					LC537-PFNA_00011	200 uL	Perfluorononanoic acid	20.7415 ug/mL
					LC537-PFOA_00011	100 uL	Perfluorooctanoic acid (PFOA)	19.5189 ug/mL

REAGENT TRACEABILITY SUMMARY

Lab Name: TestAmerica Sacramento

Job No.: 320-26309-1

SDG No.: _____

Reagent ID	Exp Date	Prep Date	Dilutant Used	Reagent Final Volume	Parent Reagent		Analyte	Concentration
					Reagent ID	Volume Added		
					LC537-PFOS_00006	400 uL	Perfluorooctanesulfonic acid (PFOS)	40.0664 ug/mL
...LC537-PFBS_00006	07/28/17	07/28/16	Methanol, Lot 090285	5 mL	LC537_PFBS_00002	0.0102 g	Perfluorobutanesulfonic acid (PFBS)	2040 ug/mL
....LC537_PFBS_00002	04/01/18		Sigma, Lot MKBP8842V		(Purchased Reagent)		Perfluorobutanesulfonic acid (PFBS)	1 g/g
...LC537-PFHpA_00013	06/22/17	12/22/16	Methanol, Lot 090285	56.8 mL	LC537 PFHpA_00002	0.0568 g	Perfluoroheptanoic acid	990 ug/mL
....LC537 PFHpA_00002	04/01/18		Aldrich, Lot BCM2579V		(Purchased Reagent)		Perfluoroheptanoic acid	0.99 g/g
...LC537-PFHxS_00008	07/28/17	07/28/16	Methanol, Lot 090285	5.5 mL	LC537 PFHxS_00002	0.0061 g	Perfluorohexanesulfonic acid	1008.61 ug/mL
....LC537 PFHxS_00002	04/01/18		Sigma, Lot BCBL3545V		(Purchased Reagent)		Perfluorohexanesulfonic acid	0.9094 g/g
...LC537-PFNA_00011	11/21/17	11/21/16	Methanol, Lot 090285	6.5 mL	LC537 PFNA_00002	0.007 g	Perfluorononanoic acid	1037.08 ug/mL
....LC537 PFNA_00002	04/01/18		TCI America, Lot QN44F		(Purchased Reagent)		Perfluorononanoic acid	0.963 g/g
...LC537-PFOA_00011	11/21/17	11/21/16	Methanol, Lot 090285	6.5 mL	LC537 PFOA_00002	0.0127 g	Perfluorooctanoic acid (PFOA)	1951.89 ug/mL
....LC537 PFOA_00002	11/04/18		Fluka, Lot SZBD308XV		(Purchased Reagent)		Perfluorooctanoic acid (PFOA)	0.999 g/g
...LC537-PFOS_00006	07/28/17	07/28/16	Methanol, Lot 090285	6 mL	LC537_PFOS_00002	0.0066 g	Perfluorooctanesulfonic acid (PFOS)	1001.66 ug/mL
....LC537_PFOS_00002	08/09/17		Fluka, Lot SZBC222XV		(Purchased Reagent)		Perfluorooctanesulfonic acid (PFOS)	0.9106 g/g
.LC537-IS_00028	06/19/17	12/19/16	Methanol, Lot 090285	10000 uL	LCM2PFOA_00005	100 uL	13C2-PFOA	0.5 ug/mL
..LCM2PFOA_00005	06/19/18		Wellington Laboratories, Lot M2PFOA0613		LCMPFOS_00018	300 uL	13C4 PFOS	1.434 ug/mL
..LCMPFOS_00018	08/03/21		Wellington Laboratories, Lot MPFOS0816		(Purchased Reagent)		13C2-PFOA	50 ug/mL
.LC537-SU_00026	06/14/17	12/16/16	Methanol, Lot 104453	20000 uL	LC537-SU_00025	10000 uL	13C2 PFDA	0.2 ug/mL
..LC537-SU_00025	06/14/17	12/14/16	Methanol, Lot 104453	10000 uL	LCMPFDA_00008	80 uL	13C2 PFHxA	0.2 ug/mL
..LCMPFDA_00008	08/19/20		Wellington Laboratories, Lot MPFDA0815		LCMPFHxA_00009	80 uL	13C2 PFDA	0.4 ug/mL
..LCMPFHxA_00009	04/09/20		Wellington Laboratories, Lot MPFHxA0415		(Purchased Reagent)		13C2 PFHxA	50 ug/mL
LC537-L3_00019	06/14/17	01/20/17	MeOH/H2O, Lot 090285	5 mL	LC537-HSP_00014	67 uL	Perfluorobutanesulfonic acid (PFBS)	45.1044 ng/mL
							Perfluoroheptanoic acid	4.97475 ng/mL
							Perfluorohexanesulfonic acid	15.2048 ng/mL
							Perfluorononanoic acid	10.4226 ng/mL
							Perfluorooctanoic acid (PFOA)	9.80826 ng/mL
							Perfluorooctanesulfonic acid (PFOS)	20.1334 ng/mL
					LC537-IS_00030	100 uL	13C2-PFOA	10 ng/mL
							13C4 PFOS	28.68 ng/mL
					LC537-SU_00029	250 uL	13C2 PFDA	10 ng/mL
							13C2 PFHxA	10 ng/mL
.LC537-HSP_00014	06/22/17	12/22/16	Methanol, Lot 090285	10000 uL	LC537SPIM_00018	375 uL	Perfluorobutanesulfonic acid (PFBS)	3366 ng/mL
							Perfluoroheptanoic acid	371.25 ng/mL
							Perfluorohexanesulfonic acid	1134.68 ng/mL
							Perfluorononanoic acid	777.808 ng/mL
							Perfluorooctanoic acid (PFOA)	731.96 ng/mL
							Perfluorooctanesulfonic acid (PFOS)	1502.49 ng/mL

REAGENT TRACEABILITY SUMMARY

Lab Name: TestAmerica Sacramento

Job No.: 320-26309-1

SDG No.: _____

Reagent ID	Exp Date	Prep Date	Dilutant Used	Reagent Final Volume	Parent Reagent		Analyte	Concentration
					Reagent ID	Volume Added		
..LC537SPIM_00018	06/22/17	12/22/16	Methanol, Lot 104453	10000 uL	LC537-PFBS_00006	440 uL	Perfluorobutanesulfonic acid (PFBS)	89.76 ug/mL
					LC537-PFHpa_00013	100 uL	Perfluoroheptanoic acid	9.9 ug/mL
					LC537-PFHxS_00008	300 uL	Perfluorohexanesulfonic acid	30.2582 ug/mL
					LC537-PFNA_00011	200 uL	Perfluorononanoic acid	20.7415 ug/mL
					LC537-PFOA_00011	100 uL	Perfluorooctanoic acid (PFOA)	19.5189 ug/mL
LC537-PFOS_00006	400 uL	Perfluorooctanesulfonic acid (PFOS)	40.0664 ug/mL					
...LC537-PFBS_00006	07/28/17	07/28/16	Methanol, Lot 090285	5 mL	LC537_PFBS_00002	0.0102 g	Perfluorobutanesulfonic acid (PFBS)	2040 ug/mL
....LC537_PFBS_00002	04/01/18		Sigma, Lot MKBP8842V		(Purchased Reagent)		Perfluorobutanesulfonic acid (PFBS)	1 g/g
...LC537-PFHpa_00013	06/22/17	12/22/16	Methanol, Lot 090285	56.8 mL	LC537 PFHpA_00002	0.0568 g	Perfluoroheptanoic acid	990 ug/mL
....LC537 PFHpA_00002	04/01/18		Aldrich, Lot BCBM2579V		(Purchased Reagent)		Perfluoroheptanoic acid	0.99 g/g
...LC537-PFHxS_00008	07/28/17	07/28/16	Methanol, Lot 090285	5.5 mL	LC537 PFHxS_00002	0.0061 g	Perfluorohexanesulfonic acid	1008.61 ug/mL
....LC537 PFHxS_00002	04/01/18		Sigma, Lot BCBL3545V		(Purchased Reagent)		Perfluorohexanesulfonic acid	0.9094 g/g
..LC537-PFNA_00011	11/21/17	11/21/16	Methanol, Lot 090285	6.5 mL	LC537 PFNA_00002	0.007 g	Perfluorononanoic acid	1037.08 ug/mL
....LC537 PFNA_00002	04/01/18		TCI America, Lot QN44F		(Purchased Reagent)		Perfluorononanoic acid	0.963 g/g
...LC537-PFOA_00011	11/21/17	11/21/16	Methanol, Lot 090285	6.5 mL	LC537 PFOA_00002	0.0127 g	Perfluorooctanoic acid (PFOA)	1951.89 ug/mL
....LC537 PFOA_00002	11/04/18		Fluka, Lot SZBD308XV		(Purchased Reagent)		Perfluorooctanoic acid (PFOA)	0.999 g/g
..LC537-PFOS_00006	07/28/17	07/28/16	Methanol, Lot 090285	6 mL	LC537_PFOS_00002	0.0066 g	Perfluorooctanesulfonic acid (PFOS)	1001.66 ug/mL
....LC537_PFOS_00002	08/09/17		Fluka, Lot SZBC222XV		(Purchased Reagent)		Perfluorooctanesulfonic acid (PFOS)	0.9106 g/g
.LC537-IS_00030	07/17/17	01/17/17	Methanol, Lot 090285	10000 uL	LCM2PFOA_00005	100 uL	13C2-PFOA	0.5 ug/mL
					LCMPFOS_00018	300 uL	13C4 PFOS	1.434 ug/mL
..LCM2PFOA_00005	06/19/18		Wellington Laboratories, Lot M2PFOA0613		(Purchased Reagent)		13C2-PFOA	50 ug/mL
..LCMPFOS_00018	08/03/21		Wellington Laboratories, Lot MPFOS0816		(Purchased Reagent)		13C4 PFOS	47.8 ug/mL
.LC537-SU_00029	07/17/17	01/17/17	Methanol, Lot 104453	20000 uL	LCMPFDA_00012	80 uL	13C2 PFDA	0.2 ug/mL
					LCMPFHxA_00013	80 uL	13C2 PFHxA	0.2 ug/mL
..LCMPFDA_00012	09/30/21		Wellington Laboratories, Lot MPFDA0916		(Purchased Reagent)		13C2 PFDA	50 ug/mL
..LCMPFHxA_00013	04/08/21		Wellington Laboratories, Lot MPFHxA0416		(Purchased Reagent)		13C2 PFHxA	50 ug/mL
LC537-L4_00017	06/14/17	12/23/16	MeOH/H2O, Lot 090285	5 mL	LC537-HSP_00014	135 uL	Perfluorobutanesulfonic acid (PFBS)	90.882 ng/mL
							Perfluoroheptanoic acid	10.0238 ng/mL
							Perfluorohexanesulfonic acid	30.6364 ng/mL
							Perfluorononanoic acid	21.0008 ng/mL
							Perfluorooctanoic acid (PFOA)	19.7629 ng/mL
					Perfluorooctanesulfonic acid (PFOS)	40.5672 ng/mL		
LC537-IS_00028	100 uL	13C2-PFOA	10 ng/mL					
LC537-SU_00026	250 uL	13C4 PFOS	28.68 ng/mL					
.LC537-HSP_00014	06/22/17	12/22/16	Methanol, Lot 090285	10000 uL	LC537SPIM_00018	375 uL	Perfluorobutanesulfonic acid (PFBS)	3366 ng/mL
							Perfluoroheptanoic acid	371.25 ng/mL
							Perfluorohexanesulfonic acid	1134.68 ng/mL
							Perfluorononanoic acid	777.808 ng/mL

REAGENT TRACEABILITY SUMMARY

Lab Name: TestAmerica Sacramento

Job No.: 320-26309-1

SDG No.: _____

Reagent ID	Exp Date	Prep Date	Dilutant Used	Reagent Final Volume	Parent Reagent		Analyte	Concentration
					Reagent ID	Volume Added		
							Perfluorooctanoic acid (PFOA)	731.96 ng/mL
							Perfluorooctanesulfonic acid (PFOS)	1502.49 ng/mL
..LC537SPIM_00018	06/22/17	12/22/16	Methanol, Lot 104453	10000 uL	LC537-PFBS_00006	440 uL	Perfluorobutanesulfonic acid (PFBS)	89.76 ug/mL
					LC537-PFHpA_00013	100 uL	Perfluoroheptanoic acid	9.9 ug/mL
					LC537-PFHxS_00008	300 uL	Perfluorohexanesulfonic acid	30.2582 ug/mL
					LC537-PFNA_00011	200 uL	Perfluorononanoic acid	20.7415 ug/mL
					LC537-PFOA_00011	100 uL	Perfluorooctanoic acid (PFOA)	19.5189 ug/mL
					LC537-PFOS_00006	400 uL	Perfluorooctanesulfonic acid (PFOS)	40.0664 ug/mL
...LC537-PFBS_00006	07/28/17	07/28/16	Methanol, Lot 090285	5 mL	LC537_PFBS_00002	0.0102 g	Perfluorobutanesulfonic acid (PFBS)	2040 ug/mL
....LC537_PFBS_00002	04/01/18		Sigma, Lot MKBP8842V		(Purchased Reagent)		Perfluorobutanesulfonic acid (PFBS)	1 g/g
...LC537-PFHpA_00013	06/22/17	12/22/16	Methanol, Lot 090285	56.8 mL	LC537 PFHpA_00002	0.0568 g	Perfluoroheptanoic acid	990 ug/mL
...LC537 PFHpA_00002	04/01/18		Aldrich, Lot BCBM2579V		(Purchased Reagent)		Perfluoroheptanoic acid	0.99 g/g
...LC537-PFHxS_00008	07/28/17	07/28/16	Methanol, Lot 090285	5.5 mL	LC537 PFHxS_00002	0.0061 g	Perfluorohexanesulfonic acid	1008.61 ug/mL
...LC537 PFHxS_00002	04/01/18		Sigma, Lot BCBL3545V		(Purchased Reagent)		Perfluorohexanesulfonic acid	0.9094 g/g
...LC537-PFNA_00011	11/21/17	11/21/16	Methanol, Lot 090285	6.5 mL	LC537 PFNA_00002	0.007 g	Perfluorononanoic acid	1037.08 ug/mL
...LC537 PFNA_00002	04/01/18		TCI America, Lot QN44F		(Purchased Reagent)		Perfluorononanoic acid	0.963 g/g
...LC537-PFOA_00011	11/21/17	11/21/16	Methanol, Lot 090285	6.5 mL	LC537 PFOA_00002	0.0127 g	Perfluorooctanoic acid (PFOA)	1951.89 ug/mL
...LC537 PFOA_00002	11/04/18		Fluka, Lot SZBD308XV		(Purchased Reagent)		Perfluorooctanoic acid (PFOA)	0.999 g/g
...LC537-PFOS_00006	07/28/17	07/28/16	Methanol, Lot 090285	6 mL	LC537_PFOS_00002	0.0066 g	Perfluorooctanesulfonic acid (PFOS)	1001.66 ug/mL
....LC537_PFOS_00002	08/09/17		Fluka, Lot SZBC222XV		(Purchased Reagent)		Perfluorooctanesulfonic acid (PFOS)	0.9106 g/g
.LC537-IS_00028	06/19/17	12/19/16	Methanol, Lot 090285	10000 uL	LCM2PFOA_00005	100 uL	13C2-PFOA	0.5 ug/mL
					LCMPFOS_00018	300 uL	13C4 PFOS	1.434 ug/mL
..LCM2PFOA_00005	06/19/18		Wellington Laboratories, Lot M2PFOA0613		(Purchased Reagent)		13C2-PFOA	50 ug/mL
..LCMPFOS_00018	08/03/21		Wellington Laboratories, Lot MPFOS0816		(Purchased Reagent)		13C4 PFOS	47.8 ug/mL
.LC537-SU_00026	06/14/17	12/16/16	Methanol, Lot 104453	20000 uL	LC537-SU_00025	10000 uL	13C2 PFDA	0.2 ug/mL
							13C2 PFHxA	0.2 ug/mL
..LC537-SU_00025	06/14/17	12/14/16	Methanol, Lot 104453	10000 uL	LCMPFDA_00008	80 uL	13C2 PFDA	0.4 ug/mL
					LCMPFHxA_00009	80 uL	13C2 PFHxA	0.4 ug/mL
...LCMPFDA_00008	08/19/20		Wellington Laboratories, Lot MPFDA0815		(Purchased Reagent)		13C2 PFDA	50 ug/mL
...LCMPFHxA_00009	04/09/20		Wellington Laboratories, Lot MPFHxA0415		(Purchased Reagent)		13C2 PFHxA	50 ug/mL
LC537-L5_00020	06/14/17	01/20/17	MeOH/H2O, Lot 090285	5 mL	LC537-HSP_00014	200 uL	Perfluorobutanesulfonic acid (PFBS)	134.64 ng/mL
							Perfluoroheptanoic acid	14.85 ng/mL
							Perfluorohexanesulfonic acid	45.3873 ng/mL
							Perfluorononanoic acid	31.1123 ng/mL
							Perfluorooctanoic acid (PFOA)	29.2784 ng/mL
							Perfluorooctanesulfonic acid (PFOS)	60.0996 ng/mL
					LC537-IS_00030	100 uL	13C2-PFOA	10 ng/mL
							13C4 PFOS	28.68 ng/mL
					LC537-SU_00029	250 uL	13C2 PFDA	10 ng/mL
							13C2 PFHxA	10 ng/mL

REAGENT TRACEABILITY SUMMARY

Lab Name: TestAmerica Sacramento

Job No.: 320-26309-1

SDG No.: _____

Reagent ID	Exp Date	Prep Date	Dilutant Used	Reagent Final Volume	Parent Reagent		Analyte	Concentration		
					Reagent ID	Volume Added				
.LC537-HSP_00014	06/22/17	12/22/16	Methanol, Lot 090285	10000 uL	LC537SPIM_00018	375 uL	Perfluorobutanesulfonic acid (PFBS)	3366 ng/mL		
							Perfluoroheptanoic acid	371.25 ng/mL		
							Perfluorohexanesulfonic acid	1134.68 ng/mL		
							Perfluorononanoic acid	777.808 ng/mL		
							Perfluorooctanoic acid (PFOA)	731.96 ng/mL		
Perfluorooctanesulfonic acid (PFOS)	1502.49 ng/mL									
..LC537SPIM_00018	06/22/17	12/22/16	Methanol, Lot 104453	10000 uL	LC537-PFBS_00006	440 uL	Perfluorobutanesulfonic acid (PFBS)	89.76 ug/mL		
							LC537-PFHpA_00013	100 uL	Perfluoroheptanoic acid	9.9 ug/mL
							LC537-PFHxS_00008	300 uL	Perfluorohexanesulfonic acid	30.2582 ug/mL
							LC537-PFNA_00011	200 uL	Perfluorononanoic acid	20.7415 ug/mL
							LC537-PFOA_00011	100 uL	Perfluorooctanoic acid (PFOA)	19.5189 ug/mL
							LC537-PFOS_00006	400 uL	Perfluorooctanesulfonic acid (PFOS)	40.0664 ug/mL
...LC537-PFBS_00006	07/28/17	07/28/16	Methanol, Lot 090285	5 mL	LC537_PFBS_00002	0.0102 g	Perfluorobutanesulfonic acid (PFBS)	2040 ug/mL		
....LC537_PFBS_00002	04/01/18		Sigma, Lot MKBP8842V		(Purchased Reagent)		Perfluorobutanesulfonic acid (PFBS)	1 g/g		
...LC537-PFHpA_00013	06/22/17	12/22/16	Methanol, Lot 090285	56.8 mL	LC537 PFHpA_00002	0.0568 g	Perfluoroheptanoic acid	990 ug/mL		
....LC537 PFHpA_00002	04/01/18		Aldrich, Lot BCM2579V		(Purchased Reagent)		Perfluoroheptanoic acid	0.99 g/g		
...LC537-PFHxS_00008	07/28/17	07/28/16	Methanol, Lot 090285	5.5 mL	LC537 PFHxS_00002	0.0061 g	Perfluorohexanesulfonic acid	1008.61 ug/mL		
....LC537 PFHxS_00002	04/01/18		Sigma, Lot BCBL3545V		(Purchased Reagent)		Perfluorohexanesulfonic acid	0.9094 g/g		
...LC537-PFNA_00011	11/21/17	11/21/16	Methanol, Lot 090285	6.5 mL	LC537 PFNA_00002	0.007 g	Perfluorononanoic acid	1037.08 ug/mL		
....LC537 PFNA_00002	04/01/18		TCI America, Lot QN44F		(Purchased Reagent)		Perfluorononanoic acid	0.963 g/g		
...LC537-PFOA_00011	11/21/17	11/21/16	Methanol, Lot 090285	6.5 mL	LC537 PFOA_00002	0.0127 g	Perfluorooctanoic acid (PFOA)	1951.89 ug/mL		
....LC537 PFOA_00002	11/04/18		Fluka, Lot SZBD308XV		(Purchased Reagent)		Perfluorooctanoic acid (PFOA)	0.999 g/g		
...LC537-PFOS_00006	07/28/17	07/28/16	Methanol, Lot 090285	6 mL	LC537_PFOS_00002	0.0066 g	Perfluorooctanesulfonic acid (PFOS)	1001.66 ug/mL		
....LC537_PFOS_00002	08/09/17		Fluka, Lot SZBC222XV		(Purchased Reagent)		Perfluorooctanesulfonic acid (PFOS)	0.9106 g/g		
.LC537-IS_00030	07/17/17	01/17/17	Methanol, Lot 090285	10000 uL	LCM2PFOA_00005	100 uL	13C2-PFOA	0.5 ug/mL		
					LCMPFOS_00018	300 uL	13C4 PFOS	1.434 ug/mL		
..LCM2PFOA_00005	06/19/18		Wellington Laboratories, Lot M2PFOA0613		(Purchased Reagent)		13C2-PFOA	50 ug/mL		
..LCMPFOS_00018	08/03/21		Wellington Laboratories, Lot MPFOS0816		(Purchased Reagent)		13C4 PFOS	47.8 ug/mL		
.LC537-SU_00029	07/17/17	01/17/17	Methanol, Lot 104453	20000 uL	LCMPFDA_00012	80 uL	13C2 PFDA	0.2 ug/mL		
					LCMPFHxA_00013	80 uL	13C2 PFHxA	0.2 ug/mL		
..LCMPFDA_00012	09/30/21		Wellington Laboratories, Lot MPFDA0916		(Purchased Reagent)		13C2 PFDA	50 ug/mL		
..LCMPFHxA_00013	04/08/21		Wellington Laboratories, Lot MPFHxA0416		(Purchased Reagent)		13C2 PFHxA	50 ug/mL		
LC537-L6_00016	06/14/17	12/23/16	MeOH/H2O, Lot 090285	5 mL	LC537-HSP_00014	265 uL	Perfluorobutanesulfonic acid (PFBS)	178.398 ng/mL		
							Perfluoroheptanoic acid	19.6763 ng/mL		
							Perfluorohexanesulfonic acid	60.1382 ng/mL		
							Perfluorononanoic acid	41.2238 ng/mL		
							Perfluorooctanoic acid (PFOA)	38.7939 ng/mL		
							Perfluorooctanesulfonic acid (PFOS)	79.632 ng/mL		
LC537-IS_00028				100 uL	13C2-PFOA	10 ng/mL				

REAGENT TRACEABILITY SUMMARY

Lab Name: TestAmerica Sacramento

Job No.: 320-26309-1

SDG No.:

Reagent ID	Exp Date	Prep Date	Dilutant Used	Reagent Final Volume	Parent Reagent		Analyte	Concentration
					Reagent ID	Volume Added		
							13C4 PFOS	28.68 ng/mL
					LC537-SU_00026	250 uL	13C2 PFDA	10 ng/mL
							13C2 PFHxA	10 ng/mL
.LC537-HSP_00014	06/22/17	12/22/16	Methanol, Lot 090285	10000 uL	LC537SPIM_00018	375 uL	Perfluorobutanesulfonic acid (PFBS)	3366 ng/mL
							Perfluoroheptanoic acid	371.25 ng/mL
							Perfluorohexanesulfonic acid	1134.68 ng/mL
							Perfluorononanoic acid	777.808 ng/mL
							Perfluorooctanoic acid (PFOA)	731.96 ng/mL
							Perfluorooctanesulfonic acid (PFOS)	1502.49 ng/mL
..LC537SPIM_00018	06/22/17	12/22/16	Methanol, Lot 104453	10000 uL	LC537-PFBS_00006	440 uL	Perfluorobutanesulfonic acid (PFBS)	89.76 ug/mL
					LC537-PFHxA_00013	100 uL	Perfluoroheptanoic acid	9.9 ug/mL
					LC537-PFHxS_00008	300 uL	Perfluorohexanesulfonic acid	30.2582 ug/mL
					LC537-PFNA_00011	200 uL	Perfluorononanoic acid	20.7415 ug/mL
					LC537-PFOA_00011	100 uL	Perfluorooctanoic acid (PFOA)	19.5189 ug/mL
					LC537-PFOS_00006	400 uL	Perfluorooctanesulfonic acid (PFOS)	40.0664 ug/mL
...LC537-PFBS_00006	07/28/17	07/28/16	Methanol, Lot 090285	5 mL	LC537_PFBS_00002	0.0102 g	Perfluorobutanesulfonic acid (PFBS)	2040 ug/mL
....LC537_PFBS_00002	04/01/18		Sigma, Lot MKBP8842V		(Purchased Reagent)		Perfluorobutanesulfonic acid (PFBS)	1 g/g
...LC537-PFHxA_00013	06/22/17	12/22/16	Methanol, Lot 090285	56.8 mL	LC537 PFHxA_00002	0.0568 g	Perfluoroheptanoic acid	990 ug/mL
....LC537 PFHxA_00002	04/01/18		Aldrich, Lot BCM2579V		(Purchased Reagent)		Perfluoroheptanoic acid	0.99 g/g
...LC537-PFHxS_00008	07/28/17	07/28/16	Methanol, Lot 090285	5.5 mL	LC537 PFHxS_00002	0.0061 g	Perfluorohexanesulfonic acid	1008.61 ug/mL
....LC537 PFHxS_00002	04/01/18		Sigma, Lot BCBL3545V		(Purchased Reagent)		Perfluorohexanesulfonic acid	0.9094 g/g
...LC537-PFNA_00011	11/21/17	11/21/16	Methanol, Lot 090285	6.5 mL	LC537 PFNA_00002	0.007 g	Perfluorononanoic acid	1037.08 ug/mL
....LC537 PFNA_00002	04/01/18		TCI America, Lot QN44F		(Purchased Reagent)		Perfluorononanoic acid	0.963 g/g
...LC537-PFOA_00011	11/21/17	11/21/16	Methanol, Lot 090285	6.5 mL	LC537 PFOA_00002	0.0127 g	Perfluorooctanoic acid (PFOA)	1951.89 ug/mL
....LC537 PFOA_00002	11/04/18		Fluka, Lot SZBD308XV		(Purchased Reagent)		Perfluorooctanoic acid (PFOA)	0.999 g/g
...LC537-PFOS_00006	07/28/17	07/28/16	Methanol, Lot 090285	6 mL	LC537_PFOS_00002	0.0066 g	Perfluorooctanesulfonic acid (PFOS)	1001.66 ug/mL
....LC537_PFOS_00002	08/09/17		Fluka, Lot SZBC222XV		(Purchased Reagent)		Perfluorooctanesulfonic acid (PFOS)	0.9106 g/g
.LC537-IS_00028	06/19/17	12/19/16	Methanol, Lot 090285	10000 uL	LCM2PFOA_00005	100 uL	13C2-PFOA	0.5 ug/mL
					LCMPFOS_00018	300 uL	13C4 PFOS	1.434 ug/mL
..LCM2PFOA_00005	06/19/18		Wellington Laboratories, Lot M2PFOA0613		(Purchased Reagent)		13C2-PFOA	50 ug/mL
..LCMPFOS_00018	08/03/21		Wellington Laboratories, Lot MPFOS0816		(Purchased Reagent)		13C4 PFOS	47.8 ug/mL
.LC537-SU_00026	06/14/17	12/16/16	Methanol, Lot 104453	20000 uL	LC537-SU_00025	10000 uL	13C2 PFDA	0.2 ug/mL
							13C2 PFHxA	0.2 ug/mL
..LC537-SU_00025	06/14/17	12/14/16	Methanol, Lot 104453	10000 uL	LCMPFDA_00008	80 uL	13C2 PFDA	0.4 ug/mL
					LCMPFHxA_00009	80 uL	13C2 PFHxA	0.4 ug/mL
...LCMPFDA_00008	08/19/20		Wellington Laboratories, Lot MPFDA0815		(Purchased Reagent)		13C2 PFDA	50 ug/mL
...LCMPFHxA_00009	04/09/20		Wellington Laboratories, Lot MPFHxA0415		(Purchased Reagent)		13C2 PFHxA	50 ug/mL
LC537-SU_00030	07/31/17	01/31/17	Methanol, Lot 104453	20000 uL	LCMPFDA_00012	80 uL	13C2 PFDA	0.2 ug/mL
					LCMPFHxA_00013	80 uL	13C2 PFHxA	0.2 ug/mL
.LCMPFDA_00012	09/30/21		Wellington Laboratories, Lot MPFDA0916		(Purchased Reagent)		13C2 PFDA	50 ug/mL

REAGENT TRACEABILITY SUMMARY

Lab Name: TestAmerica Sacramento Job No.: 320-26309-1

SDG No.: _____

Reagent ID	Exp Date	Prep Date	Dilutant Used	Reagent Final Volume	Parent Reagent		Analyte	Concentration
					Reagent ID	Volume Added		
.LCMPFHxA_00013	04/08/21		Wellington Laboratories, Lot MPFHxA0416		(Purchased Reagent)		13C2 PFHxA	50 ug/mL

Reagent

LC537_PFB_00002

#: 4/1/15 SPV

3050 Spruce Street, Saint Louis, MO 63103, USA

Website: www.sigmaaldrich.com

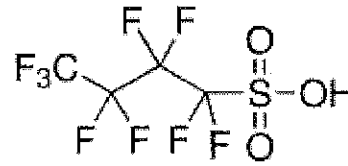
Email USA: techserv@sial.com

Outside USA: eurtechserv@sial.com

Certificate of Analysis

Product Name:
Nonafluorobutane-1-sulfonic acid - 97%

Product Number: 562629
Batch Number: MKBP8842V
Brand: ALDRICH
CAS Number: 375-73-5
MDL Number: MFCD01320794
Formula: C4HF9O3S
Formula Weight: 300.10 g/mol
Storage Temperature: Store at 2 - 8 °C
Quality Release Date: 11 OCT 2013



PFBS


Test	Specification	Result
Appearance (Color)	Colorless	Colorless
Appearance (Form)	Liquid	Liquid
Infrared Spectrum	Conforms to Structure	Conforms
Fluorine NMR Spectrum	Conforms to Structure	Conforms
Purity (Titration by NaOH)	96.5 - 103.5 %	101.6 %

Jamie Gleason, Manager
Quality Control
Milwaukee, Wisconsin US

Sigma-Aldrich warrants, that at the time of the quality release or subsequent retest date this product conformed to the information contained in this publication. The current Specification sheet may be available at Sigma-Aldrich.com. For further inquiries, please contact Technical Service. Purchaser must determine the suitability of the product for its particular use. See reverse side of invoice or packing slip for additional terms and conditions of sale.

Reagent

LC537_PFB2_00001



The Power to Question

CERTIFICATE OF ANALYSIS

Catalog Number: sc-236187
Product Name: Nonafluorobutane-1-sulfonic acid
CAS Number: 375-73-5
Molecular Formula: $C_4HF_9O_3S$
Molecular Weight: 300.10
Lot Number: H0112

Test		Result
Refractive Index	1.3200 to 1.3290	1.3219
Purity (Titration)	min. 98.0%	99.8%

Test Conditions: Refractive Index: n₂₀/D

Reagent

LC537_PFHpA_00002

R: 4/1/15 sv

Certificate of Analysis

Product Name: PERFLUOROHEPTANOIC ACID
 99 %
Product Number: 342041
Batch Number: BCBM2579V
Brand: Aldrich
CAS Number: 375-85-9
Formula: $CF_3(CF_2)_5CO_2H$
Formula Weight: 364.06
Quality Release Date: 06 DEC 2013
Recommended Retest Date: OCT 2018

PFHPA

TEST	SPECIFICATION	RESULT
APPEARANCE (COLOR)	COLORLESS OR WHITE	WHITE
APPEARANCE (FORM)	LIQUID OR SOLID	SOLID
TITRATION	98.5 - 101.5 %	99.8 %
TITRATION (METHOD)	-	BACK TITRATION
PURITY (GC AREA %)	≥ 98.5 %	99.5 %
INFRARED SPECTRUM	CONFORMS TO STRUCTURE	CONFORMS

Dr. Claudia Geitner
Manager Quality Control
Buchs, Switzerland

Sigma-Aldrich warrants that at the time of the quality release or subsequent retest date this product conformed to the information contained in this publication. The current specification sheet may be available at Sigma-Aldrich.com. For further inquiries, please contact Technical Service. Purchaser must determine the suitability of the product for its particular use. See reverse side of invoice or packing slip for additional terms and conditions of sale.

Reagent

LC537_PFHxS_00002

R: 4/1/15 SW

Certificate of Analysis

Product Name: TRIDECAFLUOROHEXANE-1-SULFONIC ACID POTASSIUM SALT
 >= 98.0 % T

Product Number: 50929

Batch Number: BCBL3545V

Brand: Aldrich

CAS Number: 3871-99-6

Formula: C₆F₁₃KO₃S

Formula Weight: 438.20

Quality Release Date: 20 JUN 2013

PFH₁₃S-K

TEST	SPECIFICATION	RESULT
APPEARANCE (COLOR)	WHITE TO FAINT BEIGE	WHITE
APPEARANCE (FORM)	POWDER OR CRYSTALS	POWDER
TITRATION (ION EXCHANGE)	≥ 98.0 %	99.5 %
INFRARED SPECTRUM	CONFORMS TO STRUCTURE	CONFORMS

Dr. Claudia Geitner
Manager Quality Control
Buchs, Switzerland

$$MW_{corr} = \frac{(k_{form}) - (K) + (H)}{438.20 (k_{form})} = \frac{(438.20 - 39.10 + 1.01)}{438.20 (k_{form})} = 0.91307 \text{ (anion form)}$$

$$Purity = 90.94 \% \text{ w/m.w correction}$$

SW 4/1/15

Sigma-Aldrich warrants that at the time of the quality release or subsequent retest date this product conformed to the information contained in this publication. The current specification sheet may be available at Sigma-Aldrich.com. For further inquiries, please contact Technical Service. Purchaser must determine the suitability of the product for its particular use. See reverse side of invoice or packing slip for additional terms and conditions of sale.

Reagent

LC537_PENA_00002

R: 4/1/15 SKV



Certificate of Analysis

Apr 2, 2015 (JST)

TOKYO CHEMICAL INDUSTRY CO., LTD.
4-10-1 Nihonbashi-Honcho, Chuo-ku, Tokyo 103-0023 Japan

Chemical Name: Heptadecafluorononanoic Acid		
Product Number: H0843 CAS: 375-95-1	Lot: QN44F	

Tests	Results	Specifications
Purity(GC)	96.3 %	min. 95.0 %
Purity(Neutralization titration)	98.1 %	min. 95.0 %
Melting point	63.3 deg-C	62.0 to 67.0 deg-C

TCI Lot numbers are 4-5 characters in length.
Characters listed after the first 4-5 characters are control numbers for internal purpose only.

Customer service:

TCI AMERICA
Tel: +1-800-423-8616 / +1-503-283-1681
Fax: +1-888-520-1075 / +1-503-283-1987
E-mail: Sales-US@TCIchemicals.com

PFNA

Reagent

LC537_PFOA_00002

11/3/2015 21

SIGMA-ALDRICH®

CERTIFICATE OF ANALYSIS

Sigma-Aldrich Laborchemikalien GmbH D-30918 Seelze
Telefon: +49 5137 8238-150

Seelze, 13.11.2013/505378/13/24029
Order-No.:
Customer-No.:
Order-Code:
Quantity:
Production Date: 04.Nov.2013
Expiry Date: 04.Nov.2018

Article/Product: 33824	Batch : SZBD308XV	PFOA
Pentadecafluorooctanoic acid OEKANAL®		

Reference Material (RM)

1. General Information

Formula: C₈HF₁₅O₂
CAS-No.: [335-67-1]
Usage : PFOA

Molar mass: 414.07 g/Mole
Recomm. storage temp.: roomtemp.

The estimated uncertainty of a single measurement of the assay can be expected to be 0.5 % relative (confidence level = 95%, n= 6) whereby the assay measurements are calculated by 100% minus found impurities.

2. Batch Analysis

identity (GC-MS)
Assay (GCMS)
Date of Analysis

complying
99.4 %
13.Nov.2013

3. Advice and Remarks

- The expiry date is based on the current knowledge and holds only for proper storage conditions in the originally closed flasks/ packages.
- Whenever the container is opened for removal of aliquot portions of the substance, the person handling the substance must assure, that the integrity of the substance is maintained and proper records of all its handlings are kept. Special care has to be taken to avoid any contamination or adulteration of the substance.
- We herewith confirm that the delivery is effected according to the technical delivery conditions agreed.
- Particular properties of the products or the suitability for a particular area of application are not assured.
- We guarantee a proper quality within our General Conditions of Sales.

Sigma-Aldrich Laborchemikalien GmbH
Quality Management SA-LC

This document was produced electronically and is valid without a signature

GC/MS-Method

Analytical Department

Article: Pentadecafluorooctanoic acid OEKANAL

Article-No.: 33824

Batch: SZBD308XV

Column: XTI-5 (Restek); 30 m; fs cap.; I.D.:0.25 mm; 1 µm df

Injector: Split mode

Injection: approx. 1 µl of reaction mixture with MSTFA (approx. 10 mg + 200 µl MSTFA)

Inj.-temp.: 280°C

Oven-temp.: 40°C (for 2 min) to 320°C (6°C/min) hold for 2 min

Split: 1:100

Flow: 1 ml He/min (Constant flow mode)

Detector: MSD

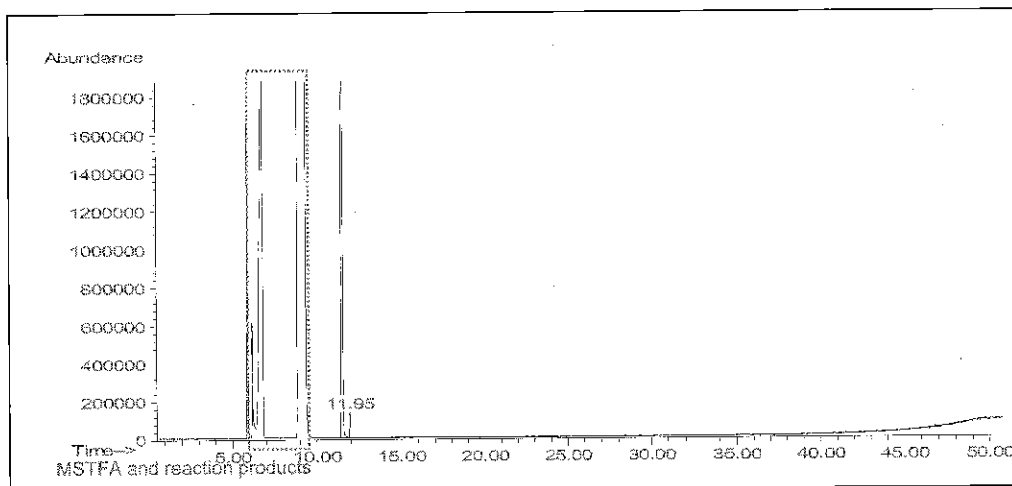
Mass range: 10-600 amu (Scan mode)

Evaluation: Purity: Total Ion Chromatogram
(MSTFA and reaction products blinded out in report)

Identity: Mass spectrum complies

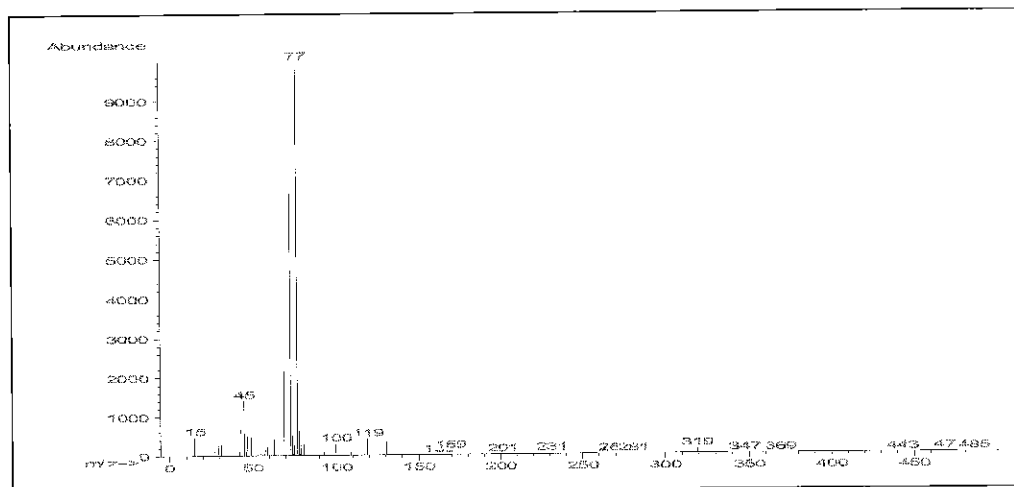
Operator: Ahrens / 2013-11-13

Total Ion Chromatogram:



Ret.time	Area	Area-%	Com
11.54	565.1670	99.4	Pentadecafluorooctanoic acid (as TMS-ester)
11.95	3.6792	0.64	

Mass spectrum (rt = 11.54 min):



Reagent

LC537_PFOA2_00001

Certificate of Analysis

Alfa Aesar
A Johnson Matthey Company

Product No.: L08862
Product: Perfluorooctanoic acid, 95%
Lot No.: D24Y026

PFOA

Appearance White solid
Melting point 58 - 60°C
Assay 99 %
Identity Matches reference

This document has been electronically generated and does not require a signature.

www.alfa.com

NORTH AMERICA
Tel: +1-800-343-0660 or
+1-978-521-6300
Fax: +1-800-322-4757
Email: info@alfa.com

GERMANY
Tel: 00800 4566 4566 or
+49 721 84007 280
Fax: 00800 4577 4577 or
+49 721 84007 300
Email: Eurosales@alfa.com

UNITED KINGDOM
Tel: 0800-801812 or
+44 (0)1524-850506
Fax: +44 (0)1524-850608
Email: UKsales@alfa.com

FRANCE
Tel: 0800 03 51 47 or
+33 (0)3 8862 2690
Fax: 0800 10 20 67 or
+33 (0)3 8862 6864
Email: frventes@alfa.com

INDIA
Tel: +91 8008 812424 or
+91 8008 812525 or
+91 8008 812626
Fax: +91 8418 260060
Email: India@alfa.com

CHINA
Tel: +86 (010) 8567-8600
Fax: +86 (010) 8567-8601
Email: saleschina@alfa-asia.com

KOREA
Tel: +82-2-3140-6000
Fax: +82-2-3140-6002
Email: saleskorea@alfa-asia.com

Reagent

LC537_PFO5_00002

F: 4/115 SV

SIGMA-ALDRICH®

CERTIFICATE OF ANALYSIS

Sigma-Aldrich Laborchemikalien GmbH D-30918 Seelze
Telefon: +49 5137 8238-150

Seelze, 13.08.2012/419060/12/17583
Order-No.:
Customer-No.:
Order-Code:
Quantity:
Production Date: 09.Aug.2012
Expiry Date: 09.Aug.2017 - <i>ex date</i>

Article/Product: 33829	Batch : SZBC222XV
Heptadecafluorooctanesulfonic acid potassium salt OEKANAL®	
	PFOS-K ⁺

Reference Material (RM)

1. General Information

Formula: C8F17KO3S
CAS-No.: [2795-39-3]
Usage : PFOS

Molar mass: 538.22 g/Mole
Recomm. storage temp.: roomtemp.

The estimated uncertainty of a single measurement of the assay can be expected to be 0.5 % relative (confidence level = 95%, n= 6) whereby the assay measurements are calculated by 100% minus found impurities.

2. Batch Analysis

Identity	complying
Assay (LC-MS)	98. %
Date of Analysis	10.Aug.2012

FW-Correction:

$$\frac{538.22 - 39.10 + 1.01}{538.22} = \frac{500.13}{538.22} = 0.92923$$

Purity = 91.06%

3. Advice and Remarks

- The minimum shelf life is based on the current knowledge and holds only for proper storage conditions in the originally closed flasks/ packages.
- Whenever the container is opened for removal of aliquot portions of the substance, the person handling the substance must assure, that the integrity of the substance is maintained and proper records of all its handlings are kept. Special care has to be taken to avoid any contamination or adulteration of the substance.
- We herewith confirm that the delivery is effected according to the technical delivery conditions agreed.
- Particular properties of the products or the suitability for a particular area of application are not assured.
- We guarantee a proper quality within our General Conditions of Sales.

Sigma-Aldrich Laborchemikalien GmbH
Quality Management SA-LC

Reagent

LC537_PFOs2_00001

Certificate of Analysis

Inv 820
12LCMS 0579

Product Name: HEPTADEC AFLUORO OCTANESULFONIC ACID TETRAETHYLAMMONIUM SALT
98 %
Product Number: 365289
Product Brand: Aldrich
Molecular Formula: C₁₆H₂₀F₁₇NO₃S
Molecular Mass: 629.37
CAS Number: 56773-42-3

TEST	SPECIFICATION	LOT BCBF5116V RESULTS
APPEARANCE (COLOR)	OFF-WHITE TO WHITE	WHITE
APPEARANCE (FORM)	POWDER, LUMPS OR CHUNKS	POWDER WITH LUMPS
CARBON CONTENT	29.77 % - 31.29 %	30.52
INFRARED SPECTRUM	CONFORMS TO STRUCTURE	CONFORMS

QC RELEASE DATE 13/APR/11

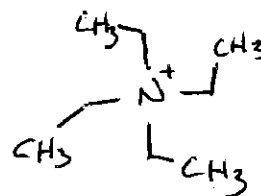
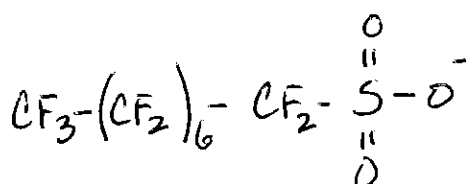
$$\text{MW correction} = \frac{500.125}{629.37} = 0.7946$$

~~79.46%~~ Oct 7-26-12

E. Schwarzler

Purity + MW Correction = 77.87%

Edeltraud Schwarzler, Manager
Quality Control
Buchs, Switzerland



	<u>C₈F₁₇SO₃H</u>	<u>C₈H₂₀N</u>
C = 12.011	96.088	96.088
F = 18.998	322.966	-
S = 32.066	32.066	-
O = 15.999	47.997	-
H = 1.008	1.008	20.160
N = 14.007	-	14.007
	<u>500.125</u>	<u>130.255</u> →

Sigma-Aldrich warrants, that its products conform to the information contained in this and other Sigma-Aldrich publications. Purchaser must determine the suitability of the product for its particular use. See reverse side of invoice for additional terms and conditions of sale. The values given on the 'Certificate of Analysis' are the results determined at the time of analysis.

Certificate of Origin

Product Name: Heptadecafluorooctanesulfonic acid tetraethylammonium salt
 98 %
Product Number: 365289
Product Brand: Aldrich
Lot: BCBF5116V
Molecular Formula: C₁₆H₂₀F₁₇NO₃S
Molecular Mass: 629.37
CAS Number: 56773-42-3
Date of Issue: 30-MAR-11

Country of Origin China

product is of synthetic origin	yes
only synthetic materials used in the manufacturing process	yes
compounds of animal origin used	no
genetically modified organisms used	no
allergenic materials used	no
procedures in place to avoid cross contamination with residue of animal, human, GMO or allergenes in manufacturing process	yes

Sigma-Aldrich has quality systems and procedures in place for monitoring the production process, traceability and batch consistency.

Document issued by Sigma-Aldrich Corporation "Sigma-Aldrich". This document is valid without signature and has been produced digitally.

This information is to be used for the purpose of determining animal or other biological origin only and not to be confused with "Country of Origin" for import/export purposes. Data provided on this document are property of Sigma-Aldrich.

This information is considered accurate and reliable as of the date appearing on the document and is presented in good faith.

Sigma-Aldrich shall not be held liable for any damage resulting from handling or from processing the above product(s). This document does not make any warranty, express or implied, of fitness for any particular use of the product(s). Purchaser must determine the suitability of the product(s) for its use under the applicable law and regulations.

For further questions please contact your local Sigma-Aldrich representative.

We are committed to the success of our Customers, Employees and Shareholders through leadership in Life Science, High Technology and Service.

Reagent

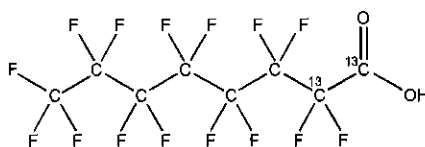
LCM2PFOA_00005



WELLINGTON LABORATORIES

CERTIFICATE OF ANALYSIS DOCUMENTATION

PRODUCT CODE: M2PFOA **LOT NUMBER:** M2PFOA0613
COMPOUND: Perfluoro-n-[1,2-¹³C₂]octanoic acid
STRUCTURE: **CAS #:** Not available



MOLECULAR FORMULA: ¹³C₂¹²C₆HF₁₅O₂ **MOLECULAR WEIGHT:** 416.05
CONCENTRATION: 50 ± 2.5 µg/ml **SOLVENT(S):** Methanol
 Water (<1%)
CHEMICAL PURITY: >98% **ISOTOPIC PURITY:** ≥99%¹³C
 (1,2-¹³C₂)
LAST TESTED: (mm/dd/yyyy) 06/19/2013
EXPIRY DATE: (mm/dd/yyyy) 06/19/2018
RECOMMENDED STORAGE: Store ampoule in a cool, dark place

DOCUMENTATION/ DATA ATTACHED:

Figure 1: LC/MS Data (TIC and Mass Spectrum)
 Figure 2: LC/MS/MS Data (Selected MRM Transitions)

ADDITIONAL INFORMATION:

- See page 2 for further details.
- Contains 4 mole eq. of NaOH to prevent conversion of the carboxylic acid to the methyl ester.

FOR LABORATORY USE ONLY: NOT FOR HUMAN OR DRUG USE

Certified By: _____


B.G. Chittim

Date: 07/16/2013
(mm/dd/yyyy)

Wellington Laboratories Inc., 345 Southgate Dr. Guelph ON N1G 3M5 CANADA
 519-822-2436 • Fax: 519-822-2849 • info@well-labs.com

INTENDED USE:

The products prepared by Wellington Laboratories Inc. are for laboratory use only. They are designed to be used as reference standards for the identification and/or quantification of specific chemical compound(s).

HAZARDS:

This product should only be used by qualified personnel familiar with its potential hazards and trained in the handling of hazardous chemicals. Due care should be exercised to prevent unnecessary human contact or ingestion. All procedures should be carried out in a well-functioning fume hood and suitable gloves, eye protection and clothing should be worn at all times. Waste should be disposed of according to national and regional regulations. Material Safety Data Sheets (MSDSs) are available upon request.

SYNTHESIS / CHARACTERIZATION:

Where possible, all of our products are synthesized using single-product, unambiguous routes. They are then characterized, and their structures and purities confirmed, using a combination of the most relevant techniques, such as NMR, GC/MS, LC/MS/MS, x-ray crystallography and melting point. Isotopic purities of mass-labelled compounds are also confirmed using HRGC/HRMS and/or LC/MS/MS.

HOMOGENEITY:

Prior to solution preparation, crystalline material is tested for homogeneity using a variety of techniques (as stated above) and its solubility in a given diluent is taken into consideration. Duplicate solutions of a new product are prepared from the same crystalline lot and, after the addition of an appropriate internal standard, they are compared by GC/MS and/or LC/MS/MS. The relative response factors of the analyte of interest in each solution are required to be <5% RSD. New solution lots of existing products are compared to older lots in the same manner, which further confirms the homogeneity of the crystalline material as well as the stability and homogeneity of the solutions in the storage containers.

UNCERTAINTY:

The maximum combined relative standard uncertainty of our reference standard solutions is calculated using the following equation:

The combined relative standard uncertainty, $u_c(y)$, of a value y and the uncertainty of the independent parameters x_1, x_2, \dots, x_n on which it depends is:

$$u_c(y(x_1, x_2, \dots, x_n)) = \sqrt{\sum_{i=1}^n u(y, x_i)^2}$$

where x is expressed as a relative standard uncertainty of the individual parameter.

The individual uncertainties taken into account include those associated with weights (calibration of the balance) and volumes (calibration of the volumetric glassware). An expanded maximum combined percent relative uncertainty of $\pm 5\%$ (calculated with a coverage factor of 2 and a level of confidence of 95%) is stated on the Certificate of Analysis for all our products.

TRACEABILITY:

All reference standard solutions are traceable to specific crystalline lots. The microbalances used for solution preparation are regularly tested by an external, ISO/IEC 17025:2005 accredited calibration company. In addition, their calibration is verified prior to each weighing using NIST and/or NRC traceable external weights. All volumetric glassware used is of Class A tolerance and has been tested according to the appropriate ASTM procedures, which are ultimately traceable to NIST. For certain products, traceability to international interlaboratory studies has also been established.

EXPIRY DATE / PERIOD OF VALIDITY:

Ongoing stability studies of this product have demonstrated stability in its composition and concentration for the period of time specified by the expiry date in the unopened ampoule. Monitoring for any degradation or change in concentration of the listed analyte(s) is performed on a routine basis.

LIMITED WARRANTY:

At the time of shipment, all products are warranted to be free of defects in material and workmanship and to conform to the stated technical and purity specifications.

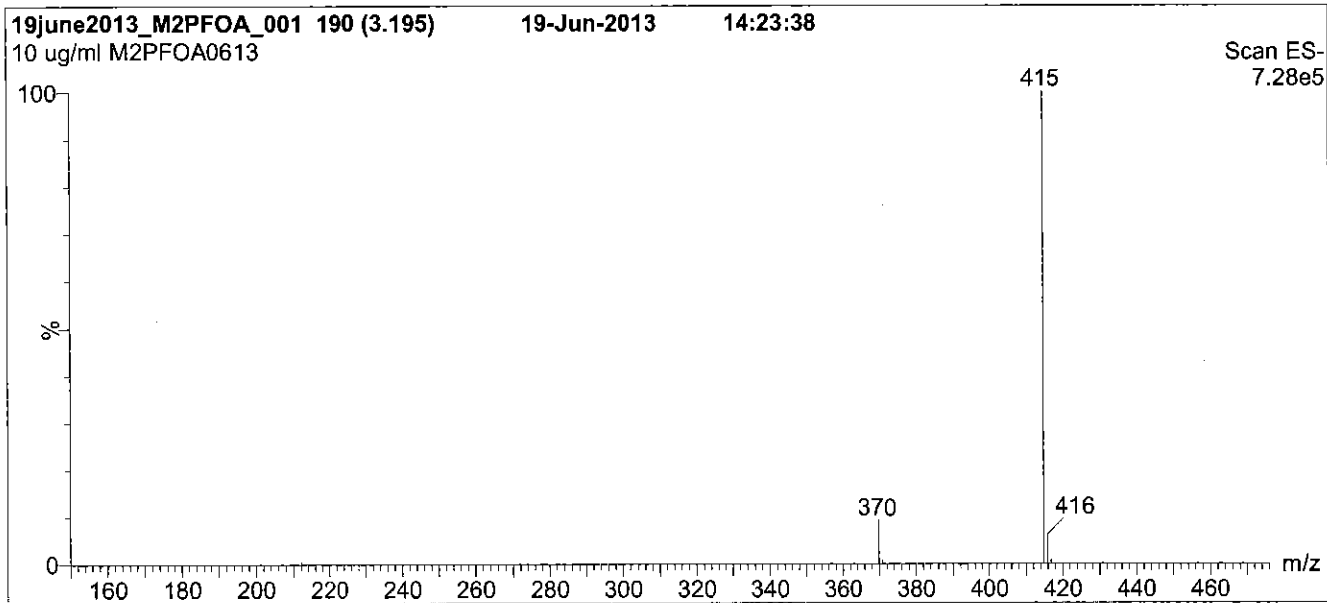
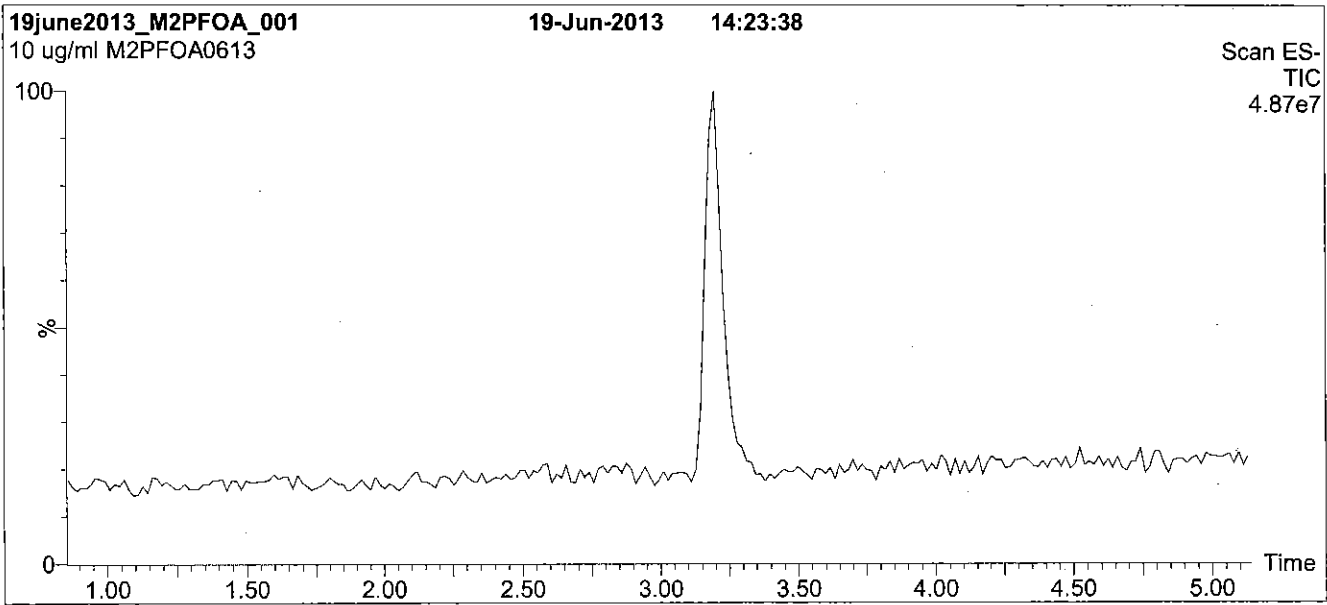
QUALITY MANAGEMENT:

This product was produced using a Quality Management System registered to ISO 9001:2008 by SAI Global, ISO/IEC 17025:2005 by the Canadian Association for Laboratory Accreditation Inc. (CALA; A 1226), and ISO GUIDE 34:2009 by ACLASS (certificate number AR-1523).



For additional information or assistance concerning this or any other products from Wellington Laboratories Inc., please visit our website at www.well-labs.com or contact us directly at info@well-labs.com

Figure 1: M2PFOA; LC/MS Data (TIC and Mass Spectrum)



Conditions for Figure 1:

LC: Waters Acquity Ultra Performance LC
MS: Micromass Quattro *micro* API MS

Chromatographic Conditions

Column: Acquity UPLC BEH Shield RP₁₈
 1.7 μ m, 2.1 x 100 mm

Mobile phase: Gradient
 Start: 50% (80:20 MeOH:ACN) / 50% H₂O
 (both with 10 mM NH₄OAc buffer)
 Ramp to 90% organic over 7 min and hold for 1.5 min
 before returning to initial conditions in 0.5 min.
 Time: 10 min

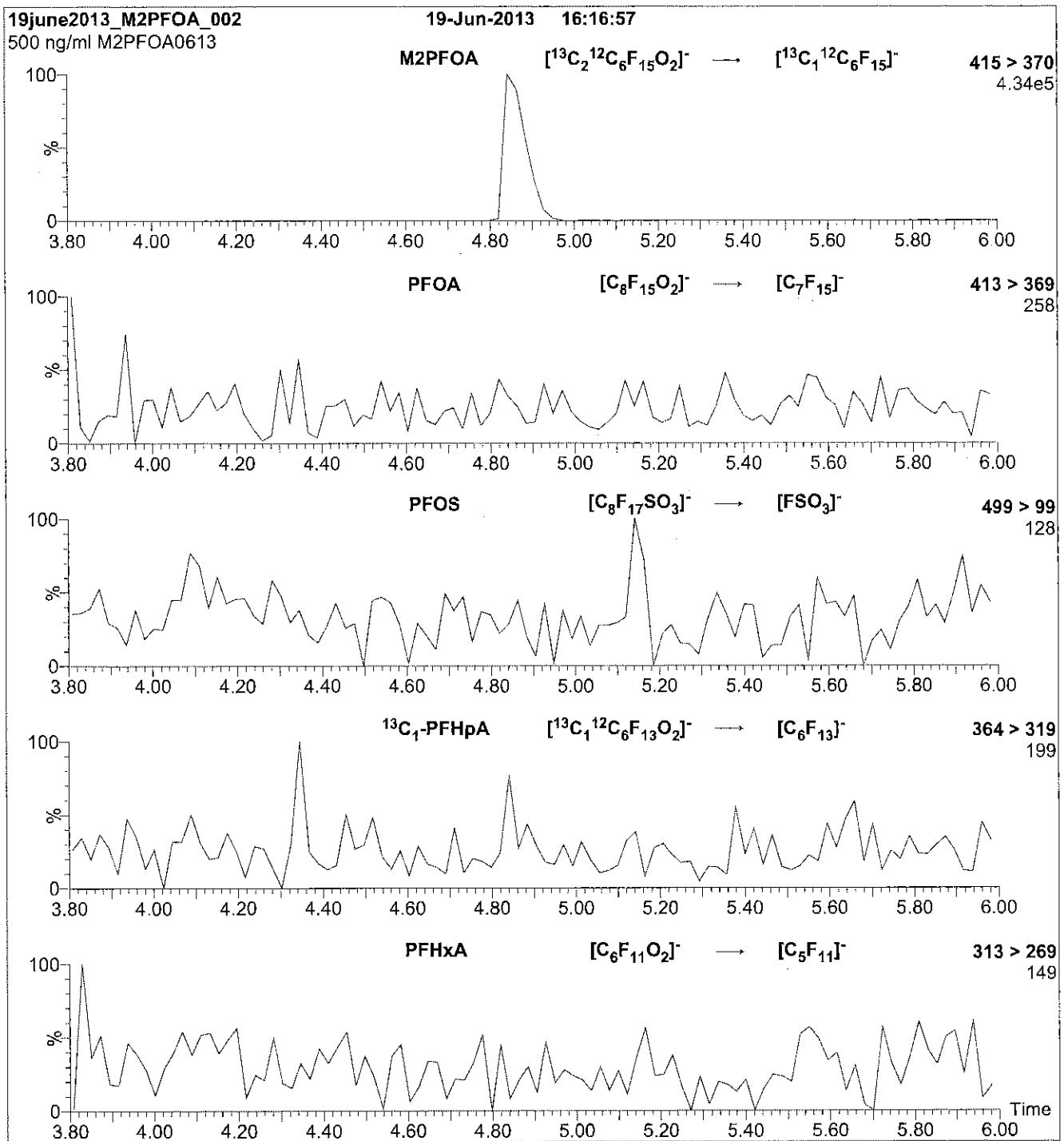
Flow: 300 μ l/min

MS Parameters

Experiment: Full Scan (150 - 850 amu)

Source: Electrospray (negative)
 Capillary Voltage (kV) = 2.00
 Cone Voltage (V) = 15.00
 Cone Gas Flow (l/hr) = 100
 Desolvation Gas Flow (l/hr) = 750

Figure 2: M2PFOA; LC/MS/MS Data (Selected MRM Transitions)



Conditions for Figure 2:

Injection: Direct loop injection
10 μl (500 ng/ml M2PFOA)

Mobile phase: Isocratic 80% (80:20 MeOH:ACN) / 20% H_2O
(both with 10 mM NH_4OAc buffer)

Flow: 300 $\mu\text{l}/\text{min}$

MS Parameters

Collision Gas (mbar) = 3.66e-3
Collision Energy (eV) = 11

Reagent

LCMPFDA_00008

INTENDED USE:

The products prepared by Wellington Laboratories Inc. are for laboratory use only. This certified reference material (CRM) was designed to be used as a standard for the identification and/or quantification of the specific chemical compound it contains.

HAZARDS:

This product should only be used by qualified personnel familiar with its potential hazards and trained in the handling of hazardous chemicals. Due care should be exercised to prevent unnecessary human contact or ingestion. All procedures should be carried out in a well-functioning fume hood and suitable gloves, eye protection, and clothing should be worn at all times. Waste should be disposed of according to national and regional regulations. Safety Data Sheets (SDSs) are available upon request.

SYNTHESIS / CHARACTERIZATION:

Where possible, all of our products are synthesized using single-product unambiguous routes. They are then characterized, and their structures and purities confirmed, using a combination of the most relevant techniques, such as NMR, GC/MS, LC/MS/MS, SFC/UV/MS/MS, x-ray crystallography, and melting point. Isotopic purities of mass-labelled compounds are also confirmed using HRGC/HRMS and/or LC/MS/MS.

HOMOGENEITY:

Prior to solution preparation, crystalline material is tested for homogeneity using a variety of techniques (as stated above) and its solubility in a given diluent is taken into consideration. Duplicate solutions of a new product are prepared from the same crystalline lot and, after the addition of an appropriate internal standard, they are compared by GC/MS, LC/MS/MS and/or SFC/UV/MS/MS. The relative response factors of the analyte of interest in each solution are required to be <5% RSD. New solution lots of existing products are compared to older lots in the same manner, which further confirms the homogeneity of the crystalline material as well as the stability and homogeneity of the solutions in the storage containers.

UNCERTAINTY:

The maximum combined relative standard uncertainty of our reference standard solutions is calculated using the following equation:

The combined relative standard uncertainty, $u_c(y)$, of a value y and the uncertainty of the independent parameters x_1, x_2, \dots, x_n on which it depends is:

$$u_c(y(x_1, x_2, \dots, x_n)) = \sqrt{\sum_{i=1}^n u(y, x_i)^2}$$

where x is expressed as a relative standard uncertainty of the individual parameter.

The individual uncertainties taken into account include those associated with weights (calibration of the balance) and volumes (calibration of the volumetric glassware). An expanded maximum combined percent relative uncertainty of $\pm 5\%$ (calculated with a coverage factor of 2 and a level of confidence of 95%) is stated on the Certificate of Analysis for all of our products.

TRACEABILITY:

All reference standard solutions are traceable to specific crystalline lots. The microbalances used for solution preparation are regularly tested by an external ISO/IEC 17025 accredited calibration company. In addition, their calibration is verified prior to each weighing using NIST and/or NRC traceable external weights. All volumetric glassware used is of Class A tolerance and has been tested according to the appropriate ASTM procedures, which are ultimately traceable to NIST. For certain products, traceability to international interlaboratory studies has also been established.

EXPIRY DATE / PERIOD OF VALIDITY:

Ongoing stability studies of this product have demonstrated stability in its composition and concentration, until the specified expiry date, in the unopened ampoule. Monitoring for any degradation or change in concentration of the listed analyte(s) is performed on a routine basis.

LIMITED WARRANTY:

At the time of shipment, all products are warranted to be free of defects in material and workmanship and to conform to the stated technical and purity specifications.

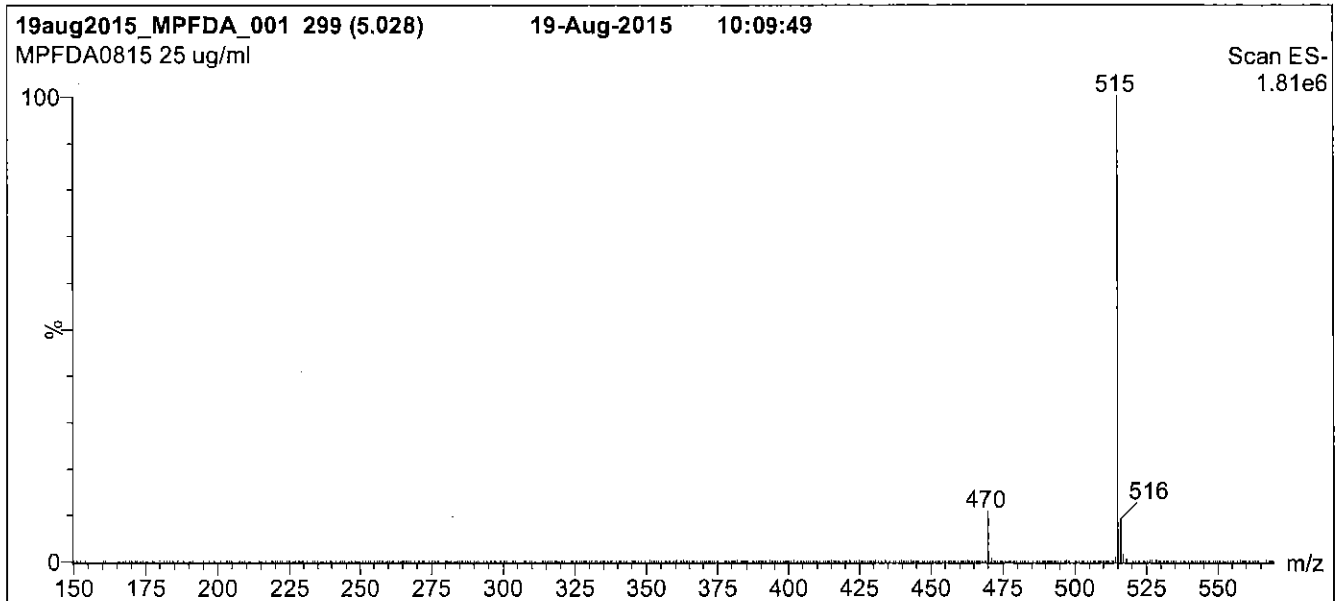
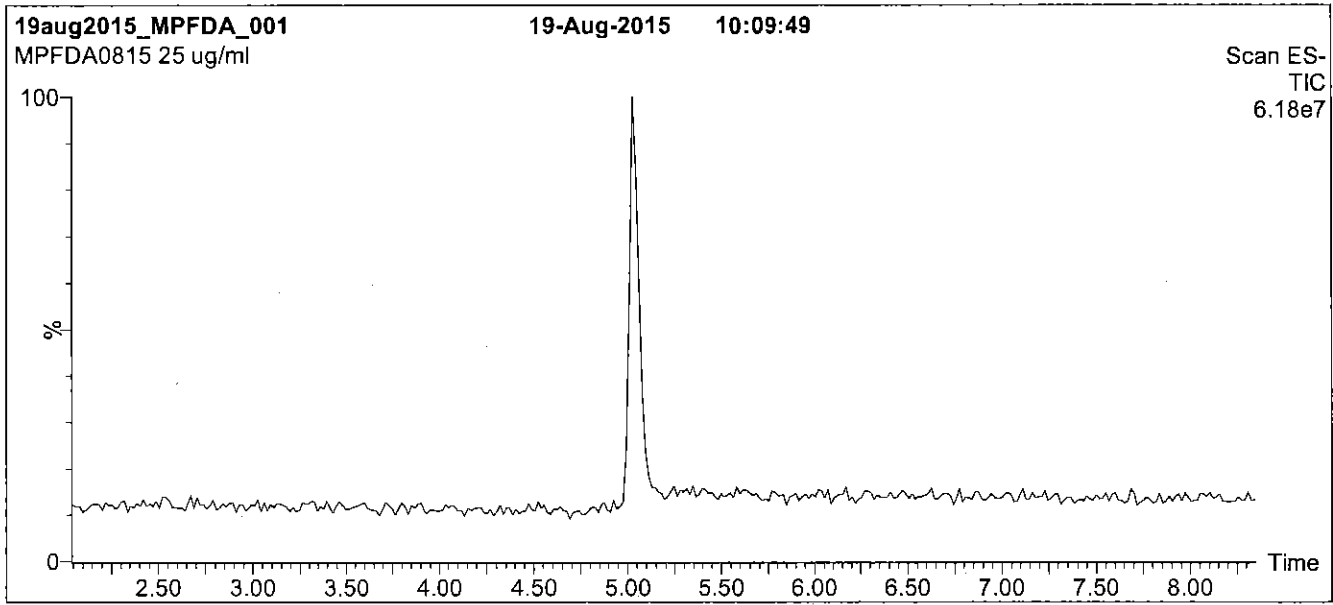
QUALITY MANAGEMENT:

This product was produced using a Quality Management System registered to the latest versions of ISO 9001 by SAI Global, ISO/IEC 17025 by the Canadian Association for Laboratory Accreditation Inc. (CALA; A 1226), and ISO GUIDE 34 by ANSI-ASQ National Accreditation Board (ANAB; AR-1523).



For additional information or assistance concerning this or any other products from Wellington Laboratories Inc., please visit our website at www.well-labs.com or contact us directly at info@well-labs.com

Figure 1: MPFDA; LC/MS Data (TIC and Mass Spectrum)



Conditions for Figure 1:

LC: Waters Acquity Ultra Performance LC
MS: Micromass Quattro *micro* API MS

Chromatographic Conditions

Column: Acquity UPLC BEH Shield RP₁₈
1.7 μ m, 2.1 x 100 mm
Mobile phase: Gradient
Start: 50% (80:20 MeOH:ACN) / 50% H₂O
(both with 10 mM NH₄OAc buffer)
Ramp to 90% organic over 7 min and hold for 2 min
before returning to initial conditions in 0.5 min.
Time: 10 min

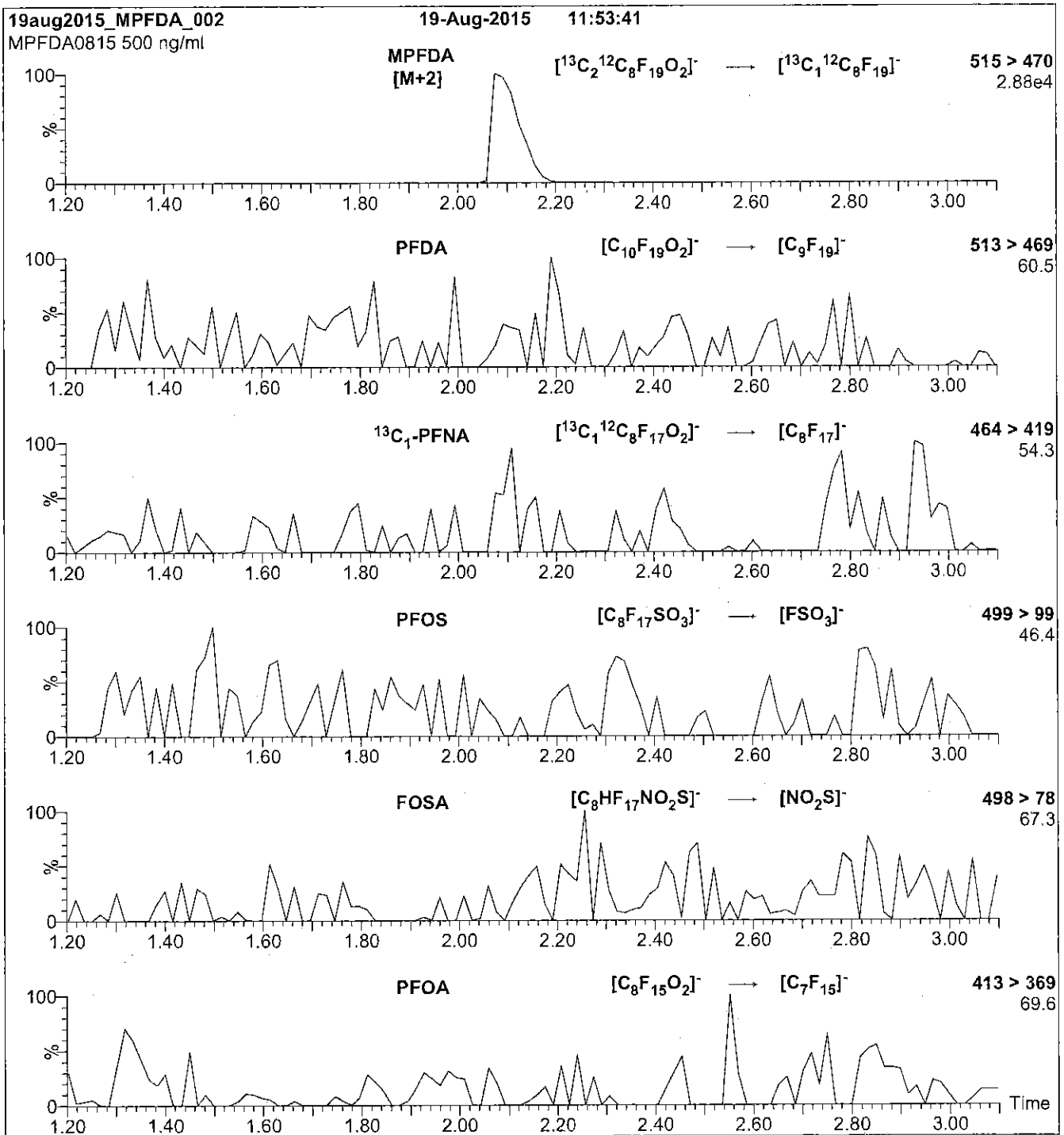
Flow: 300 μ l/min

MS Parameters

Experiment: Full Scan (150 - 850 amu)

Source: Electrospray (negative)
Capillary Voltage (kV) = 2.00
Cone Voltage (V) = 15.00
Cone Gas Flow (l/hr) = 50
Desolvation Gas Flow (l/hr) = 750

Figure 2: MPFDA; LC/MS/MS Data (Selected MRM Transitions)



Conditions for Figure 2:

Injection: Direct loop injection
10 μ l (500 ng/ml MPFDA)

Mobile phase: Isocratic 80% (80:20 MeOH:ACN) / 20% H₂O
(both with 10 mM NH₄OAc buffer)

Flow: 300 μ l/min

MS Parameters

Collision Gas (mbar) = 3.35e-3
Collision Energy (eV) = 13

Reagent

LCMPFDA_00012

R: SBC 12/21/16



814255

ID: LCMFDA_00012

Exp: 09/30/21 Prpd: SBC

13C2-Perfluorodecanoic a

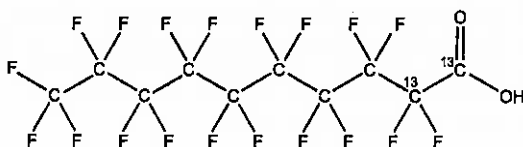


WELLINGTON LABORATORIES

CERTIFICATE OF ANALYSIS DOCUMENTATION

PRODUCT CODE: MPFDA **LOT NUMBER:** MPFDA0916
COMPOUND: Perfluoro-n-[1,2-¹³C₂]decanoic acid

STRUCTURE: **CAS #:** Not available



MOLECULAR FORMULA: ¹³C₂¹²C₈HF₁₉O₂
CONCENTRATION: 50 ± 2.5 µg/ml

MOLECULAR WEIGHT: 516.07
SOLVENT(S): Methanol
Water (<1%)

CHEMICAL PURITY: >98%

ISOTOPIC PURITY: ≥99% ¹³C
(1,2-¹³C₂)

LAST TESTED: (mm/dd/yyyy) 09/30/2016

EXPIRY DATE: (mm/dd/yyyy) 09/30/2021

RECOMMENDED STORAGE: Store ampoule in a cool, dark place

DOCUMENTATION/ DATA ATTACHED:


Figure 1: LC/MS Data (TIC and Mass Spectrum)

Figure 2: LC/MS/MS Data (Selected MRM Transitions)

ADDITIONAL INFORMATION:

- See page 2 for further details.
- Contains 4 mole eq. of NaOH to prevent conversion of the carboxylic acid to the methyl ester.
- Contains < 0.1% of ¹³C₁-PFNA.

FOR LABORATORY USE ONLY: NOT FOR HUMAN OR DRUG USE

Certified By: 
B.G. Chrftim **Date:** 10/07/2016
(mm/dd/yyyy)

Wellington Laboratories Inc., 345 Southgate Dr. Guelph ON N1G 3M5 CANADA
519-822-2436 • Fax: 519-822-2849 • info@well-labs.com

INTENDED USE:

The products prepared by Wellington Laboratories Inc. are for laboratory use only. This certified reference material (CRM) was designed to be used as a standard for the identification and/or quantification of the specific chemical compound it contains.

HAZARDS:

This product should only be used by qualified personnel familiar with its potential hazards and trained in the handling of hazardous chemicals. Due care should be exercised to prevent unnecessary human contact or ingestion. All procedures should be carried out in a well-functioning fume hood and suitable gloves, eye protection, and clothing should be worn at all times. Waste should be disposed of according to national and regional regulations. Safety Data Sheets (SDSs) are available upon request.

SYNTHESIS / CHARACTERIZATION:

Where possible, all of our products are synthesized using single-product unambiguous routes. They are then characterized, and their structures and purities confirmed, using a combination of the most relevant techniques, such as NMR, GC/MS, LC/MS/MS, SFC/UV/MS/MS, x-ray crystallography, and melting point. Isotopic purities of mass-labelled compounds are also confirmed using HRGC/HRMS and/or LC/MS/MS.

HOMOGENEITY:

Prior to solution preparation, crystalline material is tested for homogeneity using a variety of techniques (as stated above) and its solubility in a given diluent is taken into consideration. Duplicate solutions of a new product are prepared from the same crystalline lot and, after the addition of an appropriate internal standard, they are compared by GC/MS, LC/MS/MS and/or SFC/UV/MS/MS. The relative response factors of the analyte of interest in each solution are required to be <5% RSD. New solution lots of existing products are compared to older lots in the same manner, which further confirms the homogeneity of the crystalline material as well as the stability and homogeneity of the solutions in the storage containers.

UNCERTAINTY:

The maximum combined relative standard uncertainty of our reference standard solutions is calculated using the following equation:

The combined relative standard uncertainty, $u_c(y)$, of a value y and the uncertainty of the independent parameters x_1, x_2, \dots, x_n on which it depends is:

$$u_c(y(x_1, x_2, \dots, x_n)) = \sqrt{\sum_{i=1}^n u(y, x_i)^2}$$

where x is expressed as a relative standard uncertainty of the individual parameter.

The individual uncertainties taken into account include those associated with weights (calibration of the balance) and volumes (calibration of the volumetric glassware). An expanded maximum combined percent relative uncertainty of $\pm 5\%$ (calculated with a coverage factor of 2 and a level of confidence of 95%) is stated on the Certificate of Analysis for all of our products.

TRACEABILITY:

All reference standard solutions are traceable to specific crystalline lots. The microbalances used for solution preparation are regularly tested by an external ISO/IEC 17025 accredited calibration company. In addition, their calibration is verified prior to each weighing using NIST and/or NRC traceable external weights. All volumetric glassware used is of Class A tolerance and has been tested according to the appropriate ASTM procedures, which are ultimately traceable to NIST. For certain products, traceability to international interlaboratory studies has also been established.

EXPIRY DATE / PERIOD OF VALIDITY:

Ongoing stability studies of this product have demonstrated stability in its composition and concentration, until the specified expiry date, in the unopened ampoule. Monitoring for any degradation or change in concentration of the listed analyte(s) is performed on a routine basis.

LIMITED WARRANTY:

At the time of shipment, all products are warranted to be free of defects in material and workmanship and to conform to the stated technical and purity specifications.

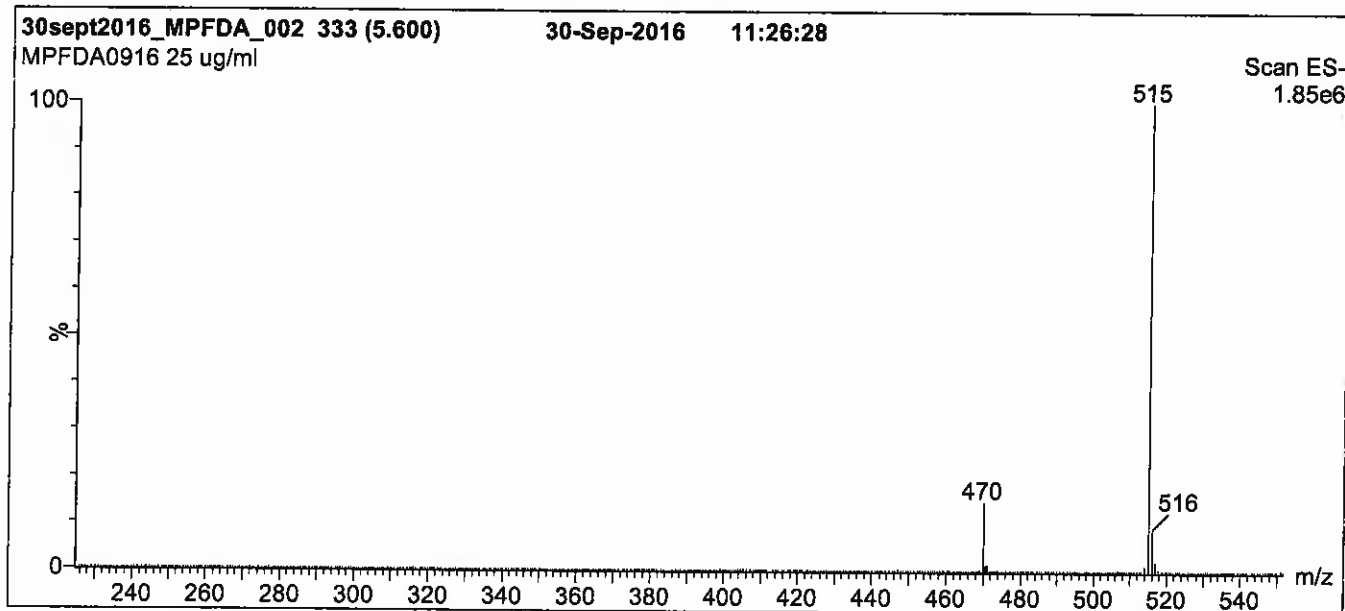
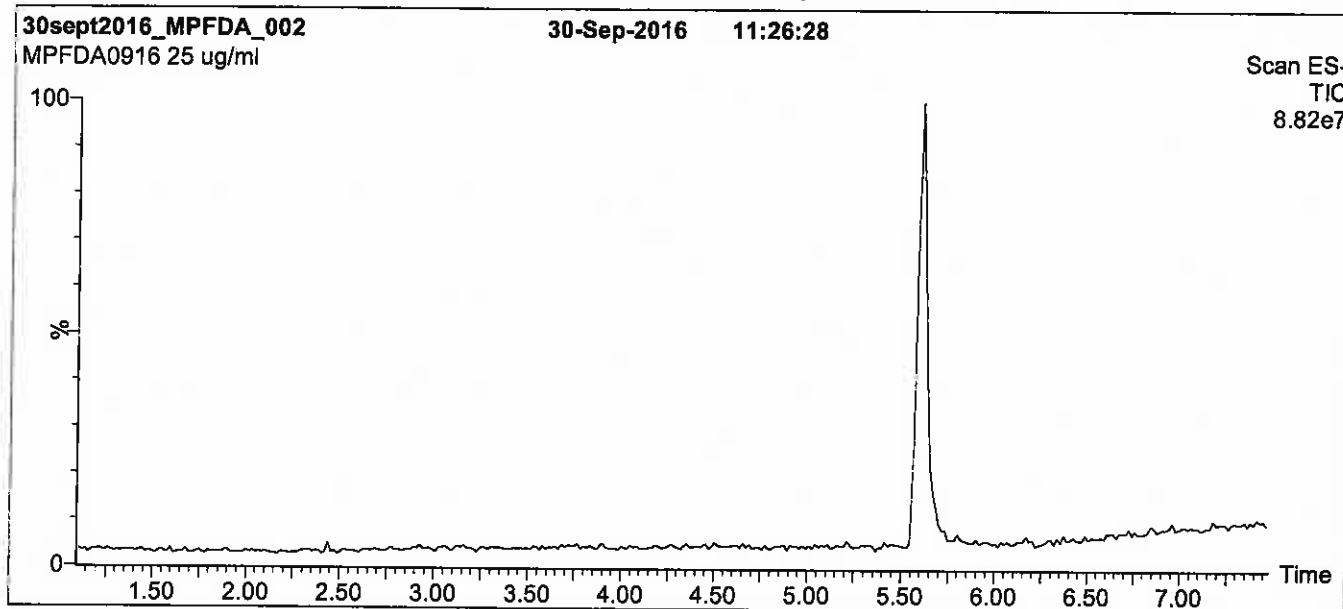
QUALITY MANAGEMENT:

This product was produced using a Quality Management System registered to the latest versions of ISO 9001 by SAI Global, ISO/IEC 17025 by the Canadian Association for Laboratory Accreditation Inc. (CALA; A 1226), and ISO GUIDE 34 by ANSI-ASQ National Accreditation Board (ANAB; AR-1523).



For additional information or assistance concerning this or any other products from Wellington Laboratories Inc., please visit our website at www.well-labs.com or contact us directly at info@well-labs.com

Figure 1: MPFDA; LC/MS Data (TIC and Mass Spectrum)



Conditions for Figure 1:

LC: Waters Acquity Ultra Performance LC
MS: Micromass Quattro *micro* API MS

Chromatographic Conditions

Column: Acquity UPLC BEH Shield RP₁₈
1.7 μ m, 2.1 x 100 mm

Mobile phase: Gradient
Start: 50% (80:20 MeOH:ACN) / 50% H₂O
(both with 10 mM NH₄OAc buffer)
Ramp to 90% organic over 7 min and hold for 1.5 min
before returning to initial conditions in 0.5 min.
Time: 10 min

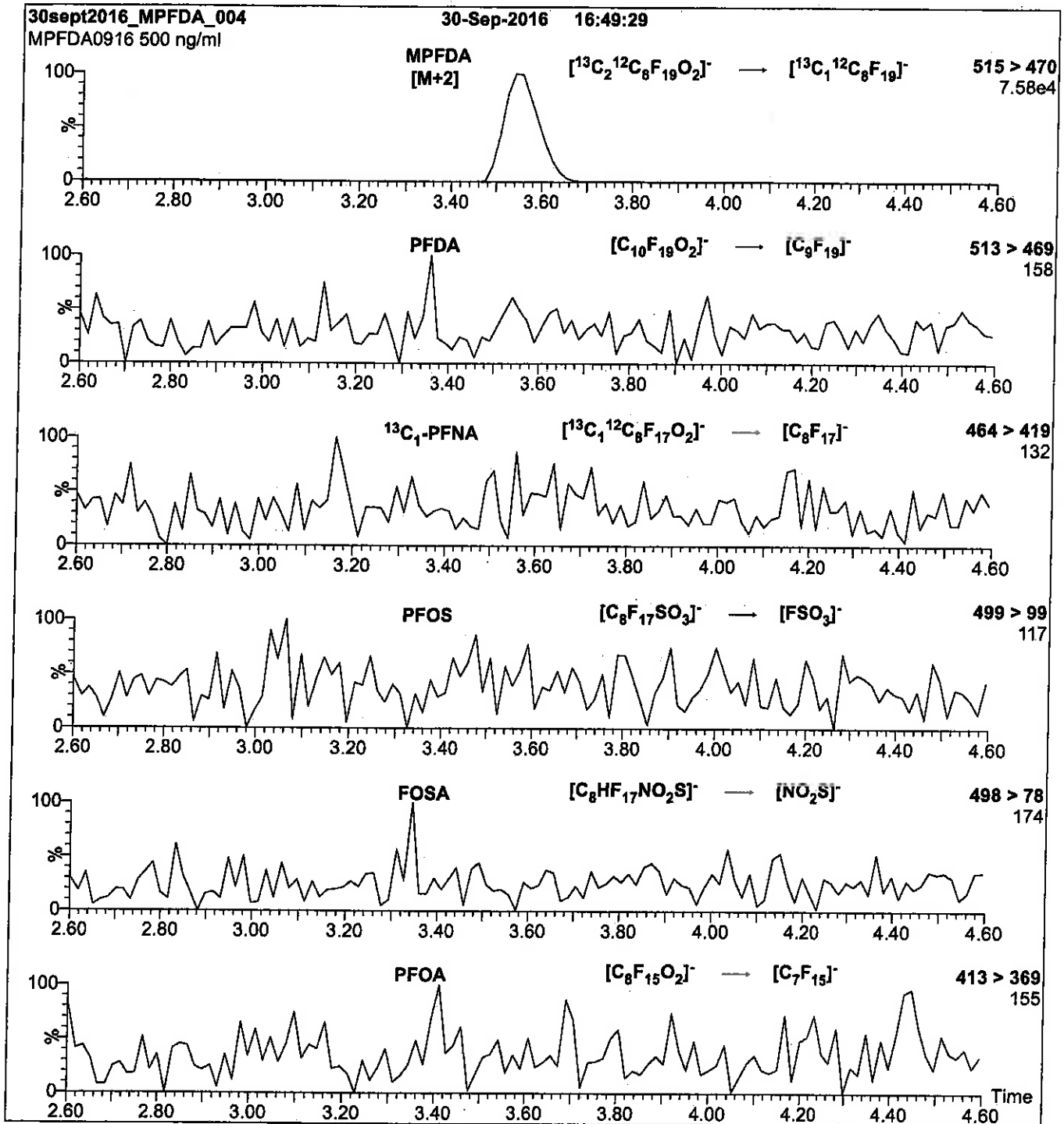
Flow: 300 μ l/min

MS Parameters

Experiment: Full Scan (225 - 850 amu)

Source: Electrospray (negative)
Capillary Voltage (kV) = 2.00
Cone Voltage (V) = 15.00
Cone Gas Flow (l/hr) = 50
Desolvation Gas Flow (l/hr) = 750

Figure 2: MPFDA; LC/MS/MS Data (Selected MRM Transitions)



Conditions for Figure 2:

Injection: Direct loop injection
10 μ l (500 ng/ml MPFDA)

Mobile phase: Isocratic 80% (80:20 MeOH:ACN) / 20% H₂O
(both with 10 mM NH₄OAc buffer)

Flow: 300 μ l/min

MS Parameters

Collision Gas (mbar) = 3.31e-3
Collision Energy (eV) = 13

Reagent

LCMPFHxA_00009



605244

ID: LCMPFHxA_00009

Exp: 04/09/20 Prpd: CBW

13C2-Perfluorohexanoic ac

Rec. 3/29/16 JRB ✓

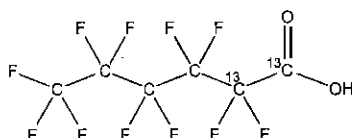
**WELLINGTON**
LABORATORIES**CERTIFICATE OF ANALYSIS**
DOCUMENTATION**PRODUCT CODE:** MPFHxA
COMPOUND: Perfluoro-n-[1,2-¹³C₂]hexanoic acid**LOT NUMBER:** MPFHxA0415**STRUCTURE:****CAS #:** Not available**MOLECULAR FORMULA:** ¹³C₂¹²C₄HF₁₁O₂
CONCENTRATION: 50 ± 2.5 µg/ml**MOLECULAR WEIGHT:** 316.04
SOLVENT(S): Methanol
Water (<1%)**CHEMICAL PURITY:** >98%
LAST TESTED: (mm/dd/yyyy) 04/09/2015**ISOTOPIC PURITY:** ≥99%¹³C
(1,2-¹³C₂)**EXPIRY DATE:** (mm/dd/yyyy) 04/09/2020**RECOMMENDED STORAGE:** Store ampoule in a cool, dark place**DOCUMENTATION/ DATA ATTACHED:**

Figure 1: LC/MS Data (TIC and Mass Spectrum)

Figure 2: LC/MS/MS Data (Selected MRM Transitions)

ADDITIONAL INFORMATION:

- See page 2 for further details.
- Contains 4 mole eq. of NaOH to prevent conversion of the carboxylic acid to the methyl ester.
- Contains < 0.1% of perfluoro-n-hexanoic acid and ~ 0.3% of perfluoro-n-octanoic acid.

FOR LABORATORY USE ONLY: NOT FOR HUMAN OR DRUG USE

Certified By:

B.G. Chittim

Date: 04/14/2015

(mm/dd/yyyy)

Wellington Laboratories Inc., 345 Southgate Dr. Guelph ON N1G 3M5 CANADA
519-822-2436 • Fax: 519-822-2849 • info@well-labs.com

INTENDED USE:

The products prepared by Wellington Laboratories Inc. are for laboratory use only. This certified reference material (CRM) was designed to be used as a standard for the identification and/or quantification of the specific chemical compound it contains.

HAZARDS:

This product should only be used by qualified personnel familiar with its potential hazards and trained in the handling of hazardous chemicals. Due care should be exercised to prevent unnecessary human contact or ingestion. All procedures should be carried out in a well-functioning fume hood and suitable gloves, eye protection, and clothing should be worn at all times. Waste should be disposed of according to national and regional regulations. Safety Data Sheets (SDSs) are available upon request.

SYNTHESIS / CHARACTERIZATION:

Where possible, all of our products are synthesized using single-product unambiguous routes. They are then characterized, and their structures and purities confirmed, using a combination of the most relevant techniques, such as NMR, GC/MS, LC/MS/MS, SFC/UV/MS/MS, x-ray crystallography, and melting point. Isotopic purities of mass-labelled compounds are also confirmed using HRGC/HRMS and/or LC/MS/MS.

HOMOGENEITY:

Prior to solution preparation, crystalline material is tested for homogeneity using a variety of techniques (as stated above) and its solubility in a given diluent is taken into consideration. Duplicate solutions of a new product are prepared from the same crystalline lot and, after the addition of an appropriate internal standard, they are compared by GC/MS, LC/MS/MS and/or SFC/UV/MS/MS. The relative response factors of the analyte of interest in each solution are required to be <5% RSD. New solution lots of existing products are compared to older lots in the same manner, which further confirms the homogeneity of the crystalline material as well as the stability and homogeneity of the solutions in the storage containers.

UNCERTAINTY:

The maximum combined relative standard uncertainty of our reference standard solutions is calculated using the following equation:

The combined relative standard uncertainty, $u_c(y)$, of a value y and the uncertainty of the independent parameters x_1, x_2, \dots, x_n on which it depends is:

$$u_c(y(x_1, x_2, \dots, x_n)) = \sqrt{\sum_{i=1}^n u(y, x_i)^2}$$

where x is expressed as a relative standard uncertainty of the individual parameter.

The individual uncertainties taken into account include those associated with weights (calibration of the balance) and volumes (calibration of the volumetric glassware). An expanded maximum combined percent relative uncertainty of $\pm 5\%$ (calculated with a coverage factor of 2 and a level of confidence of 95%) is stated on the Certificate of Analysis for all of our products.

TRACEABILITY:

All reference standard solutions are traceable to specific crystalline lots. The microbalances used for solution preparation are regularly tested by an external ISO/IEC 17025 accredited calibration company. In addition, their calibration is verified prior to each weighing using NIST and/or NRC traceable external weights. All volumetric glassware used is of Class A tolerance and has been tested according to the appropriate ASTM procedures, which are ultimately traceable to NIST. For certain products, traceability to international interlaboratory studies has also been established.

EXPIRY DATE / PERIOD OF VALIDITY:

Ongoing stability studies of this product have demonstrated stability in its composition and concentration, until the specified expiry date, in the unopened ampoule. Monitoring for any degradation or change in concentration of the listed analyte(s) is performed on a routine basis.

LIMITED WARRANTY:

At the time of shipment, all products are warranted to be free of defects in material and workmanship and to conform to the stated technical and purity specifications.

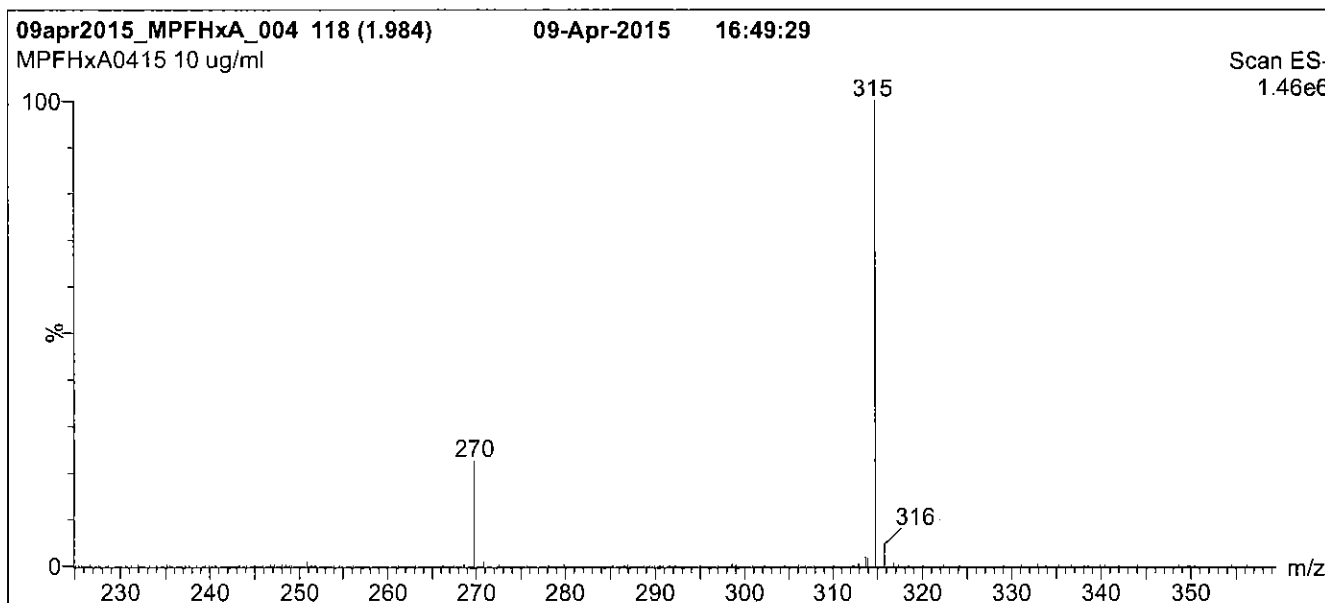
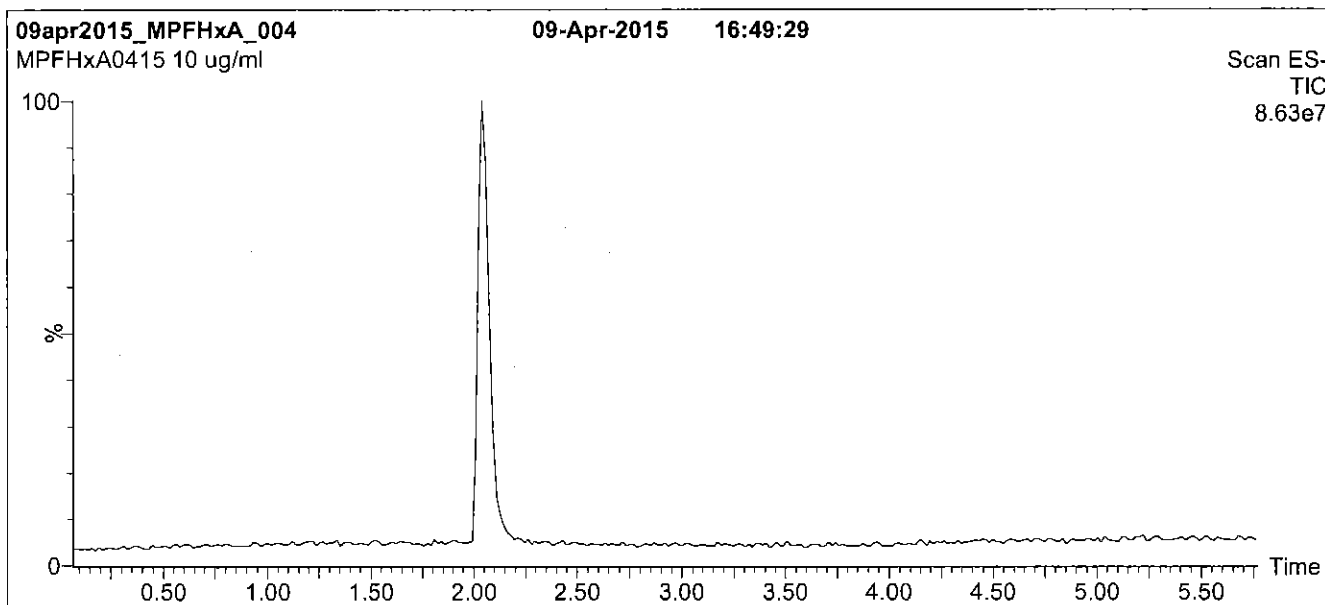
QUALITY MANAGEMENT:

This product was produced using a Quality Management System registered to the latest versions of ISO 9001 by SAI Global, ISO/IEC 17025 by the Canadian Association for Laboratory Accreditation Inc. (CALA; A 1226), and ISO GUIDE 34 by ANSI-ASQ National Accreditation Board (ANAB; AR-1523).



For additional information or assistance concerning this or any other products from Wellington Laboratories Inc., please visit our website at www.well-labs.com or contact us directly at info@well-labs.com

Figure 1: MPFHxA; LC/MS Data (TIC and Mass Spectrum)



Conditions for Figure 1:

LC: Waters Acquity Ultra Performance LC
MS: Micromass Quattro *micro* API MS

Chromatographic Conditions

Column: Acquity UPLC BEH Shield RP₁₈
 1.7 μ m, 2.1 x 100 mm

Mobile phase: Gradient
 Start: 50% (80:20 MeOH:ACN) / 50% H₂O
 (both with 10 mM NH₄OAc buffer)
 Ramp to 90% organic over 7 min and hold for 2 min
 before returning to initial conditions over 0.5 min.
 Time: 10 min

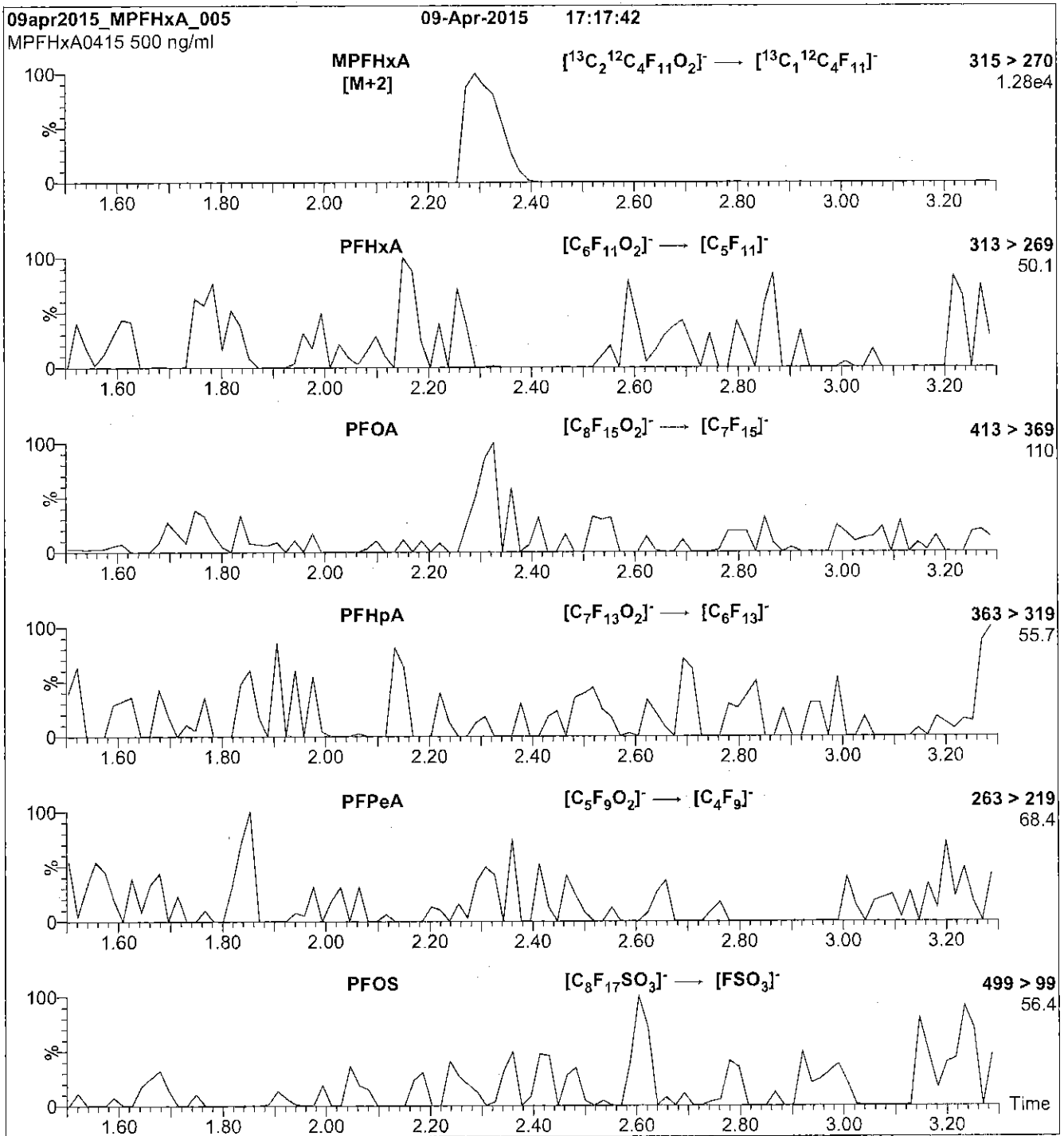
Flow: 300 μ l/min

MS Parameters

Experiment: Full Scan (225 - 850 amu)

Source: Electrospray (negative)
 Capillary Voltage (kV) = 2.00
 Cone Voltage (V) = 15.00
 Cone Gas Flow (l/hr) = 100
 Desolvation Gas Flow (l/hr) = 750

Figure 2: MPFHxA; LC/MS/MS Data (Selected MRM Transitions)



Conditions for Figure 2:

Injection: Direct loop injection
10 μ l (500 ng/ml MPFHxA)

Mobile phase: Isocratic 80% (80:20 MeOH:ACN) / 20% H₂O
(both with 10 mM NH₄OAc buffer)

Flow: 300 μ l/min

MS Parameters

Collision Gas (mbar) = 3.20e-3
Collision Energy (eV) = 10

Reagent

LCMPFHxA_00013

R: SBC 12/21/16



814258

ID: LCMPFHxA_00013

Exp: 04/08/21 Prod: SBC

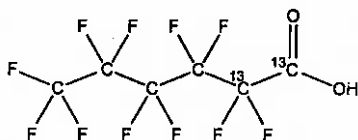
¹³C2-Perfluorohexanoic ac



WELLINGTON LABORATORIES

CERTIFICATE OF ANALYSIS DOCUMENTATION

PRODUCT CODE: MPFHxA **LOT NUMBER:** MPFHxA0416
COMPOUND: Perfluoro-n-[1,2-¹³C₂]hexanoic acid
STRUCTURE: **CAS #:** Not available



MOLECULAR FORMULA: ¹³C₂¹²C₄HF₁₁O₂ **MOLECULAR WEIGHT:** 316.04
CONCENTRATION: 50 ± 2.5 µg/ml **SOLVENT(S):** Methanol
Water (<1%)
CHEMICAL PURITY: >98% **ISOTOPIC PURITY:** ≥99%¹³C
(1,2-¹³C₂)
LAST TESTED: (mm/dd/yyyy) 04/08/2016
EXPIRY DATE: (mm/dd/yyyy) 04/08/2021
RECOMMENDED STORAGE: Store ampoule in a cool, dark place


DOCUMENTATION/ DATA ATTACHED:

Figure 1: LC/MS Data (TIC and Mass Spectrum)
Figure 2: LC/MS/MS Data (Selected MRM Transitions)

ADDITIONAL INFORMATION:

- See page 2 for further details.
- Contains 4 mole eq. of NaOH to prevent conversion of the carboxylic acid to the methyl ester.
- Contains < 0.1% of perfluoro-n-hexanoic acid and ~ 0.3% of perfluoro-n-octanoic acid.

FOR LABORATORY USE ONLY: NOT FOR HUMAN OR DRUG USE

Certified By:  **Date:** 04/29/2016
B.G. Chittim (mm/dd/yyyy)

Wellington Laboratories Inc., 345 Southgate Dr. Guelph ON N1G 3M5 CANADA
519-822-2436 • Fax: 519-822-2849 • info@well-labs.com

INTENDED USE:

The products prepared by Wellington Laboratories Inc. are for laboratory use only. This certified reference material (CRM) was designed to be used as a standard for the identification and/or quantification of the specific chemical compound it contains.

HAZARDS:

This product should only be used by qualified personnel familiar with its potential hazards and trained in the handling of hazardous chemicals. Due care should be exercised to prevent unnecessary human contact or ingestion. All procedures should be carried out in a well-functioning fume hood and suitable gloves, eye protection, and clothing should be worn at all times. Waste should be disposed of according to national and regional regulations. Safety Data Sheets (SDSs) are available upon request.

SYNTHESIS / CHARACTERIZATION:

Where possible, all of our products are synthesized using single-product unambiguous routes. They are then characterized, and their structures and purities confirmed, using a combination of the most relevant techniques, such as NMR, GC/MS, LC/MS/MS, SFC/UV/MS/MS, x-ray crystallography, and melting point. Isotopic purities of mass-labelled compounds are also confirmed using HRGC/HRMS and/or LC/MS/MS.

HOMOGENEITY:

Prior to solution preparation, crystalline material is tested for homogeneity using a variety of techniques (as stated above) and its solubility in a given diluent is taken into consideration. Duplicate solutions of a new product are prepared from the same crystalline lot and, after the addition of an appropriate internal standard, they are compared by GC/MS, LC/MS/MS and/or SFC/UV/MS/MS. The relative response factors of the analyte of interest in each solution are required to be <5% RSD. New solution lots of existing products are compared to older lots in the same manner, which further confirms the homogeneity of the crystalline material as well as the stability and homogeneity of the solutions in the storage containers.

UNCERTAINTY:

The maximum combined relative standard uncertainty of our reference standard solutions is calculated using the following equation:

The combined relative standard uncertainty, $u_c(y)$, of a value y and the uncertainty of the independent parameters x_1, x_2, \dots, x_n on which it depends is:

$$u_c(y(x_1, x_2, \dots, x_n)) = \sqrt{\sum_{i=1}^n u(y, x_i)^2}$$

where x is expressed as a relative standard uncertainty of the individual parameter.

The individual uncertainties taken into account include those associated with weights (calibration of the balance) and volumes (calibration of the volumetric glassware). An expanded maximum combined percent relative uncertainty of $\pm 5\%$ (calculated with a coverage factor of 2 and a level of confidence of 95%) is stated on the Certificate of Analysis for all of our products.

TRACEABILITY:

All reference standard solutions are traceable to specific crystalline lots. The microbalances used for solution preparation are regularly tested by an external ISO/IEC 17025 accredited calibration company. In addition, their calibration is verified prior to each weighing using NIST and/or NRC traceable external weights. All volumetric glassware used is of Class A tolerance and has been tested according to the appropriate ASTM procedures, which are ultimately traceable to NIST. For certain products, traceability to international interlaboratory studies has also been established.

EXPIRY DATE / PERIOD OF VALIDITY:

Ongoing stability studies of this product have demonstrated stability in its composition and concentration, until the specified expiry date, in the unopened ampoule. Monitoring for any degradation or change in concentration of the listed analyte(s) is performed on a routine basis.

LIMITED WARRANTY:

At the time of shipment, all products are warranted to be free of defects in material and workmanship and to conform to the stated technical and purity specifications.

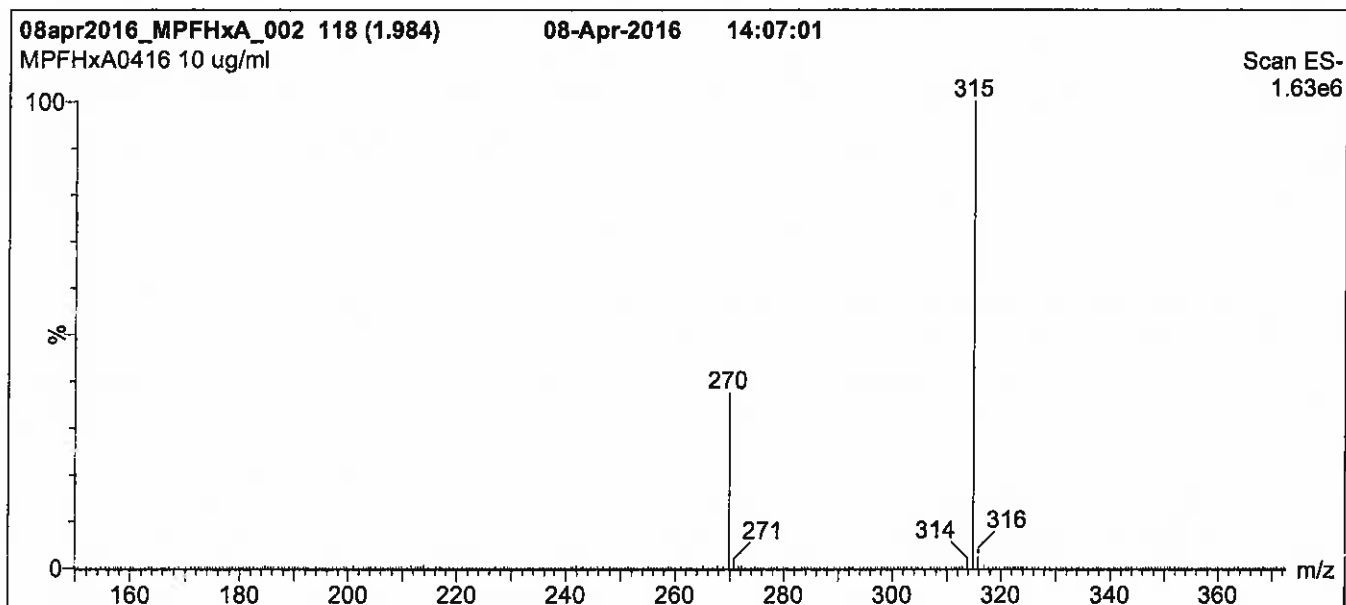
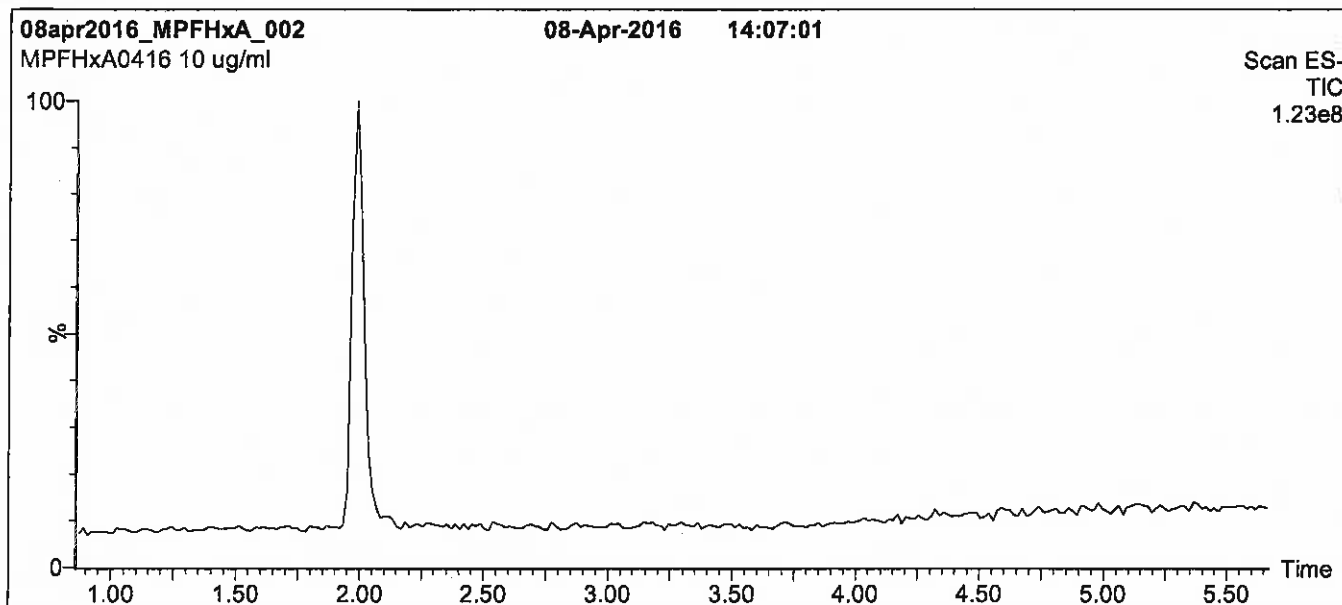
QUALITY MANAGEMENT:

This product was produced using a Quality Management System registered to the latest versions of ISO 9001 by SAI Global, ISO/IEC 17025 by the Canadian Association for Laboratory Accreditation Inc. (CALA; A 1226), and ISO GUIDE 34 by ANSI-ASQ National Accreditation Board (ANAB; AR-1523).



For additional information or assistance concerning this or any other products from Wellington Laboratories Inc., please visit our website at www.well-labs.com or contact us directly at info@well-labs.com

Figure 1: MPFHxA; LC/MS Data (TIC and Mass Spectrum)



Conditions for Figure 1:

LC: Waters Acquity Ultra Performance LC
MS: Micromass Quattro *micro* API MS

Chromatographic Conditions

Column: Acquity UPLC BEH Shield RP₁₈
 1.7 μ m, 2.1 x 100 mm

Mobile phase: Gradient
 Start: 50% (80:20 MeOH:ACN) / 50% H₂O
 (both with 10 mM NH₄OAc buffer)
 Ramp to 90% organic over 7.5 min and hold for 1.5 min
 before returning to initial conditions over 0.5 min.
 Time: 10 min

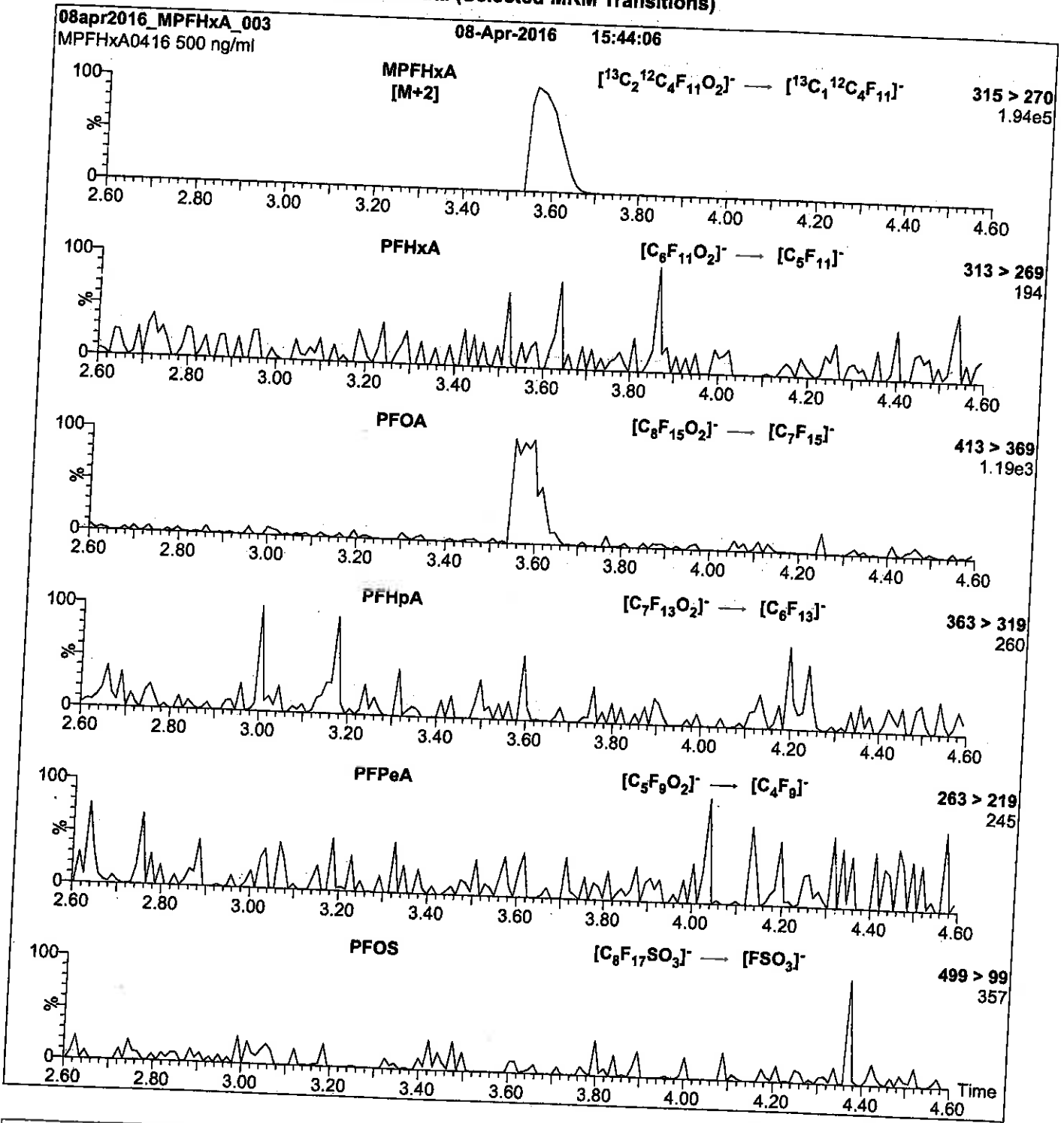
Flow: 300 μ l/min

MS Parameters

Experiment: Full Scan (150 - 850 amu)

Source: Electrospray (negative)
 Capillary Voltage (kV) = 2.00
 Cone Voltage (V) = 15.00
 Cone Gas Flow (l/hr) = 100
 Desolvation Gas Flow (l/hr) = 750

Figure 2: MPFHxA; LC/MS/MS Data (Selected MRM Transitions)



Conditions for Figure 2:

Injection: Direct loop injection
10 μ l (500 ng/ml MPFHxA)

Mobile phase: Isocratic 80% (80:20 MeOH:ACN) / 20% H₂O
(both with 10 mM NH₄OAc buffer)

Flow: 300 μ l/min

MS Parameters

Collision Gas (mbar) = 3.39e-3
Collision Energy (eV) = 10

Reagent

LCMPFOS_00018

R: SBC 9/22/16



738686

ID: LCMFOS_00018

Exp: 08/03/21 Prod: SBC

13C4-Perfluorooctanesulfo

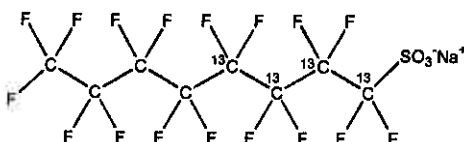


WELLINGTON LABORATORIES

CERTIFICATE OF ANALYSIS DOCUMENTATION

PRODUCT CODE: MPFOS **LOT NUMBER:** MPFOS0816
COMPOUND: Sodium perfluoro-1-[1,2,3,4-¹³C]₄octanesulfonate

STRUCTURE: **CAS #:** Not available



MOLECULAR FORMULA: ¹³C₄¹²C₄F₁₇SO₃Na **MOLECULAR WEIGHT:** 526.08
CONCENTRATION: 50.0 ± 2.5 µg/ml (Na salt) **SOLVENT(S):** Methanol
47.8 ± 2.4 µg/ml (MPFOS anion)
CHEMICAL PURITY: >98% **ISOTOPIC PURITY:** ≥99% ¹³C
LAST TESTED: (mm/dd/yyyy) 08/03/2016 (1,2,3,4-¹³C)
EXPIRY DATE: (mm/dd/yyyy) 08/03/2021
RECOMMENDED STORAGE: Store ampoule in a cool, dark place


DOCUMENTATION/ DATA ATTACHED:

- Figure 1: LC/MS Data (TIC and Mass Spectrum)
- Figure 2: LC/MS/MS Data (Selected MRM Transitions)

ADDITIONAL INFORMATION:

- See page 2 for further details.
- Contains ~ 0.8% Sodium perfluoro-1-[1,2,3-¹³C]₃heptanesulfonate.

FOR LABORATORY USE ONLY: NOT FOR HUMAN OR DRUG USE

Certified By: 
B.G. Chittim **Date:** 08/05/2016
(mm/dd/yyyy)

Wellington Laboratories Inc., 345 Southgate Dr. Guelph ON N1G 3M5 CANADA
519-822-2436 • Fax: 519-822-2849 • info@well-labs.com

INTENDED USE:

The products prepared by Wellington Laboratories Inc. are for laboratory use only. This certified reference material (CRM) was designed to be used as a standard for the identification and/or quantification of the specific chemical compound it contains.

HAZARDS:

This product should only be used by qualified personnel familiar with its potential hazards and trained in the handling of hazardous chemicals. Due care should be exercised to prevent unnecessary human contact or ingestion. All procedures should be carried out in a well-functioning fume hood and suitable gloves, eye protection, and clothing should be worn at all times. Waste should be disposed of according to national and regional regulations. Safety Data Sheets (SDSs) are available upon request.

SYNTHESIS / CHARACTERIZATION:

Where possible, all of our products are synthesized using single-product unambiguous routes. They are then characterized, and their structures and purities confirmed, using a combination of the most relevant techniques, such as NMR, GC/MS, LC/MS/MS, SFC/UV/MS/MS, x-ray crystallography, and melting point. Isotopic purities of mass-labelled compounds are also confirmed using HRGC/HRMS and/or LC/MS/MS.

HOMOGENEITY:

Prior to solution preparation, crystalline material is tested for homogeneity using a variety of techniques (as stated above) and its solubility in a given diluent is taken into consideration. Duplicate solutions of a new product are prepared from the same crystalline lot and, after the addition of an appropriate internal standard, they are compared by GC/MS, LC/MS/MS and/or SFC/UV/MS/MS. The relative response factors of the analyte of interest in each solution are required to be <5% RSD. New solution lots of existing products are compared to older lots in the same manner, which further confirms the homogeneity of the crystalline material as well as the stability and homogeneity of the solutions in the storage containers.

UNCERTAINTY:

The maximum combined relative standard uncertainty of our reference standard solutions is calculated using the following equation:

The combined relative standard uncertainty, $u_c(y)$, of a value y and the uncertainty of the independent parameters

x_1, x_2, \dots, x_n on which it depends is:

$$u_c(y(x_1, x_2, \dots, x_n)) = \sqrt{\sum_{i=1}^n u(y, x_i)^2}$$

where x is expressed as a relative standard uncertainty of the individual parameter.

The individual uncertainties taken into account include those associated with weights (calibration of the balance) and volumes (calibration of the volumetric glassware). An expanded maximum combined percent relative uncertainty of $\pm 5\%$ (calculated with a coverage factor of 2 and a level of confidence of 95%) is stated on the Certificate of Analysis for all of our products.

TRACEABILITY:

All reference standard solutions are traceable to specific crystalline lots. The microbalances used for solution preparation are regularly tested by an external ISO/IEC 17025 accredited calibration company. In addition, their calibration is verified prior to each weighing using NIST and/or NRC traceable external weights. All volumetric glassware used is of Class A tolerance and has been tested according to the appropriate ASTM procedures, which are ultimately traceable to NIST. For certain products, traceability to international interlaboratory studies has also been established.

EXPIRY DATE / PERIOD OF VALIDITY:

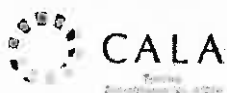
Ongoing stability studies of this product have demonstrated stability in its composition and concentration, until the specified expiry date, in the unopened ampoule. Monitoring for any degradation or change in concentration of the listed analyte(s) is performed on a routine basis.

LIMITED WARRANTY:

At the time of shipment, all products are warranted to be free of defects in material and workmanship and to conform to the stated technical and purity specifications.

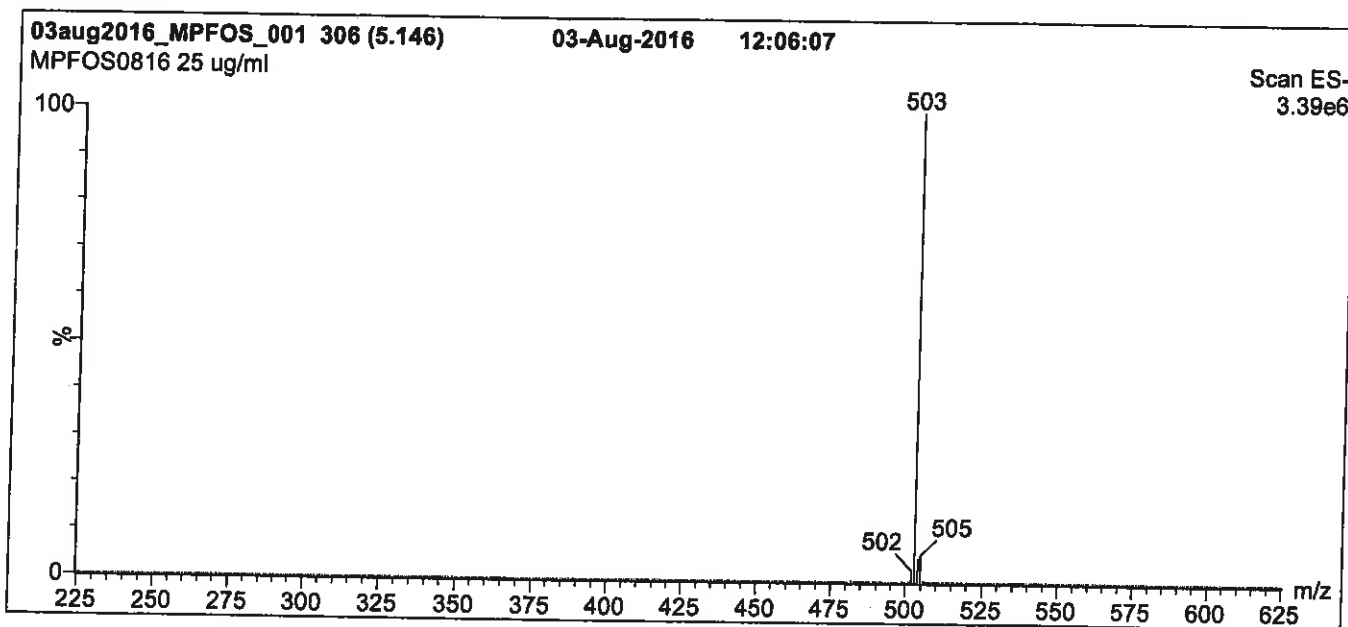
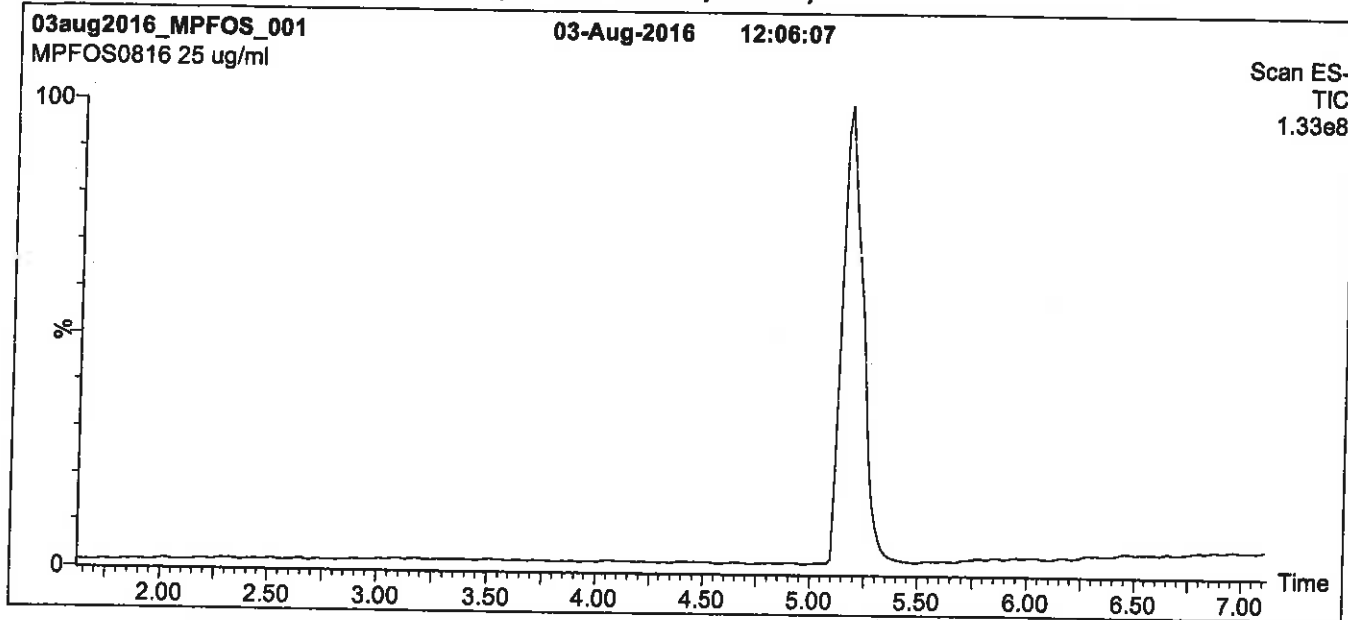
QUALITY MANAGEMENT:

This product was produced using a Quality Management System registered to the latest versions of ISO 9001 by SAI Global, ISO/IEC 17025 by the Canadian Association for Laboratory Accreditation Inc. (CALA; A 1226), and ISO GUIDE 34 by ANSI-ASQ National Accreditation Board (ANAB; AR-1523).



For additional information or assistance concerning this or any other products from Wellington Laboratories Inc., please visit our website at www.well-labs.com or contact us directly at info@well-labs.com

Figure 1: MPFOS; LC/MS Data (TIC and Mass Spectrum)



Conditions for Figure 1:

LC: Waters Acquity Ultra Performance LC
MS: Micromass Quattro *micro* API MS

Chromatographic Conditions

Column: Acquity UPLC BEH Shield RP₁₈
 1.7 μ m, 2.1 x 100 mm

Mobile phase: Gradient
 Start: 45% (80:20 MeOH:ACN) / 55% H₂O
 (both with 10 mM NH₄OAc buffer)
 Ramp to 90% organic over 7 min and hold for 1.5 min
 before returning to initial conditions in 0.5 min.
 Time: 10 min

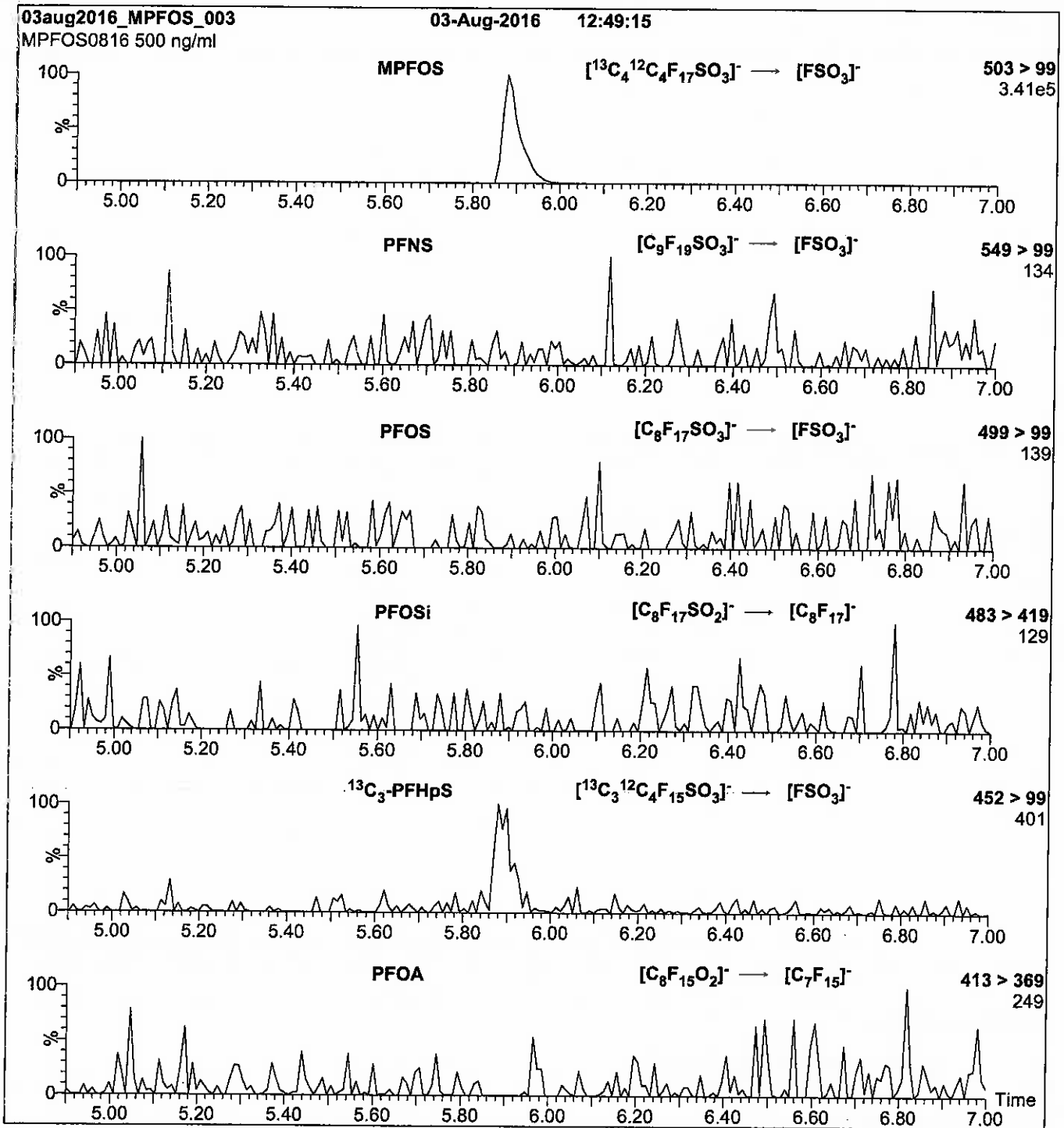
Flow: 300 μ l/min

MS Parameters

Experiment: Full Scan (225 - 850 amu)

Source: Electrospray (negative)
 Capillary Voltage (kV) = 3.00
 Cone Voltage (V) = 60.00
 Cone Gas Flow (l/hr) = 50
 Desolvation Gas Flow (l/hr) = 750

Figure 2: MPFOS; LC/MS/MS Data (Selected MRM Transitions)



Conditions for Figure 2:

Injection: Direct loop injection
10 μl (500 ng/ml MPFOS)

Mobile phase: Isocratic 80% (80:20 MeOH:ACN) / 20% H_2O
(both with 10 mM NH_4OAc buffer)

Flow: 300 $\mu\text{l}/\text{min}$

MS Parameters

Collision Gas (mbar) = 3.46e-3
Collision Energy (eV) = 40

Reagent

LCMPFOS_00019

R: SBC 12/21/16



814253

ID: LCMFOS_00019

Exp: 08/03/21 Prpd: SBC

13C4-Perfluorooctanesulfo

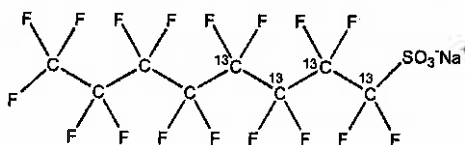


WELLINGTON LABORATORIES

CERTIFICATE OF ANALYSIS DOCUMENTATION

PRODUCT CODE: MPFOS **LOT NUMBER:** MPFOS0816
COMPOUND: Sodium perfluoro-1-[1,2,3,4-¹³C₄]octanesulfonate

STRUCTURE: **CAS #:** Not available



MOLECULAR FORMULA: ¹³C₄¹²C₄F₁₇SO₃Na **MOLECULAR WEIGHT:** 526.08
CONCENTRATION: 50.0 ± 2.5 µg/ml (Na salt) **SOLVENT(S):** Methanol
47.8 ± 2.4 µg/ml (MPFOS anion)
CHEMICAL PURITY: >98% **ISOTOPIC PURITY:** ≥99% ¹³C
LAST TESTED: (mm/dd/yyyy) 08/03/2016 (1,2,3,4-¹³C₄)
EXPIRY DATE: (mm/dd/yyyy) 08/03/2021
RECOMMENDED STORAGE: Store ampoule in a cool, dark place


DOCUMENTATION/ DATA ATTACHED:

Figure 1: LC/MS Data (TIC and Mass Spectrum)
Figure 2: LC/MS/MS Data (Selected MRM Transitions)

ADDITIONAL INFORMATION:

- See page 2 for further details.
- Contains ~ 0.8% Sodium perfluoro-1-[1,2,3-¹³C₃]heptanesulfonate.

FOR LABORATORY USE ONLY: NOT FOR HUMAN OR DRUG USE

Certified By: 
B.G. Chittim **Date:** 08/05/2016
(mm/dd/yyyy)

Wellington Laboratories Inc., 345 Southgate Dr. Guelph ON N1G 3M5 CANADA
519-822-2436 • Fax: 519-822-2849 • info@well-labs.com

INTENDED USE:

The products prepared by Wellington Laboratories Inc. are for laboratory use only. This certified reference material (CRM) was designed to be used as a standard for the identification and/or quantification of the specific chemical compound it contains.

HAZARDS:

This product should only be used by qualified personnel familiar with its potential hazards and trained in the handling of hazardous chemicals. Due care should be exercised to prevent unnecessary human contact or ingestion. All procedures should be carried out in a well-functioning fume hood and suitable gloves, eye protection, and clothing should be worn at all times. Waste should be disposed of according to national and regional regulations. Safety Data Sheets (SDSs) are available upon request.

SYNTHESIS / CHARACTERIZATION:

Where possible, all of our products are synthesized using single-product unambiguous routes. They are then characterized, and their structures and purities confirmed, using a combination of the most relevant techniques, such as NMR, GC/MS, LC/MS/MS, SFC/UV/MS/MS, x-ray crystallography, and melting point. Isotopic purities of mass-labelled compounds are also confirmed using HRGC/HRMS and/or LC/MS/MS.

HOMOGENEITY:

Prior to solution preparation, crystalline material is tested for homogeneity using a variety of techniques (as stated above) and its solubility in a given diluent is taken into consideration. Duplicate solutions of a new product are prepared from the same crystalline lot and, after the addition of an appropriate internal standard, they are compared by GC/MS, LC/MS/MS and/or SFC/UV/MS/MS. The relative response factors of the analyte of interest in each solution are required to be <5% RSD. New solution lots of existing products are compared to older lots in the same manner, which further confirms the homogeneity of the crystalline material as well as the stability and homogeneity of the solutions in the storage containers.

UNCERTAINTY:

The maximum combined relative standard uncertainty of our reference standard solutions is calculated using the following equation:

The combined relative standard uncertainty, $u_c(y)$, of a value y and the uncertainty of the independent parameters x_1, x_2, \dots, x_n on which it depends is:

$$u_c(y(x_1, x_2, \dots, x_n)) = \sqrt{\sum_{i=1}^n u(y, x_i)^2}$$

where x is expressed as a relative standard uncertainty of the individual parameter.

The individual uncertainties taken into account include those associated with weights (calibration of the balance) and volumes (calibration of the volumetric glassware). An expanded maximum combined percent relative uncertainty of $\pm 5\%$ (calculated with a coverage factor of 2 and a level of confidence of 95%) is stated on the Certificate of Analysis for all of our products.

TRACEABILITY:

All reference standard solutions are traceable to specific crystalline lots. The microbalances used for solution preparation are regularly tested by an external ISO/IEC 17025 accredited calibration company. In addition, their calibration is verified prior to each weighing using NIST and/or NRC traceable external weights. All volumetric glassware used is of Class A tolerance and has been tested according to the appropriate ASTM procedures, which are ultimately traceable to NIST. For certain products, traceability to international interlaboratory studies has also been established.

EXPIRY DATE / PERIOD OF VALIDITY:

Ongoing stability studies of this product have demonstrated stability in its composition and concentration, until the specified expiry date, in the unopened ampoule. Monitoring for any degradation or change in concentration of the listed analyte(s) is performed on a routine basis.

LIMITED WARRANTY:

At the time of shipment, all products are warranted to be free of defects in material and workmanship and to conform to the stated technical and purity specifications.

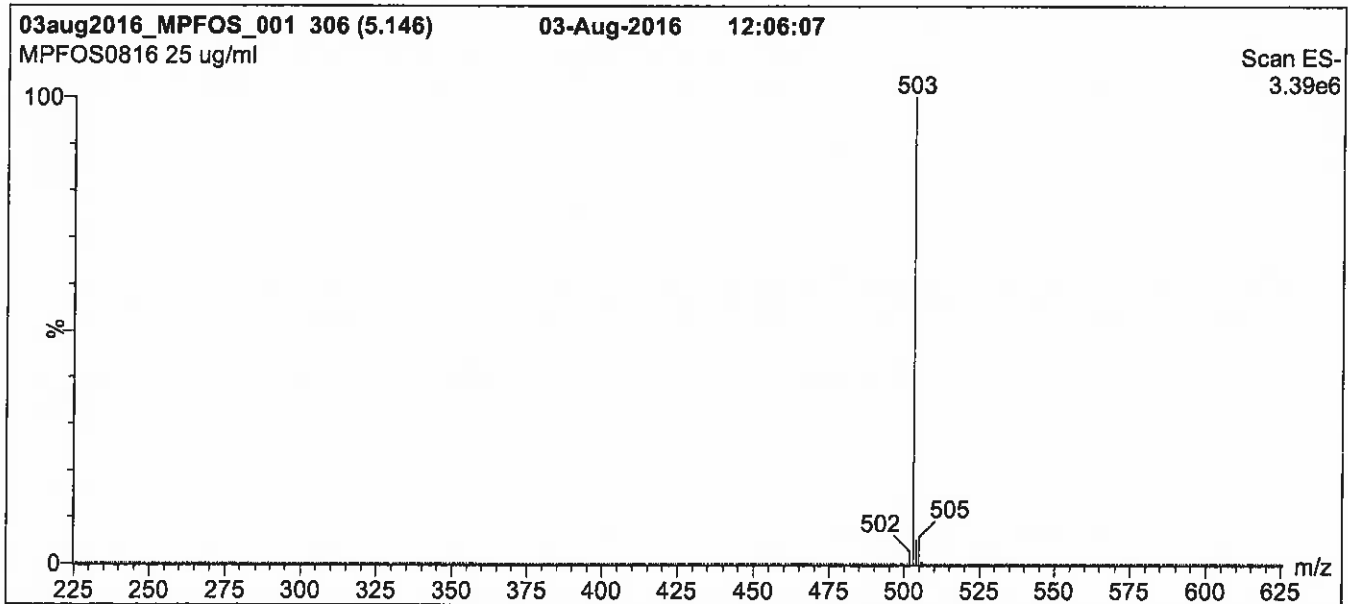
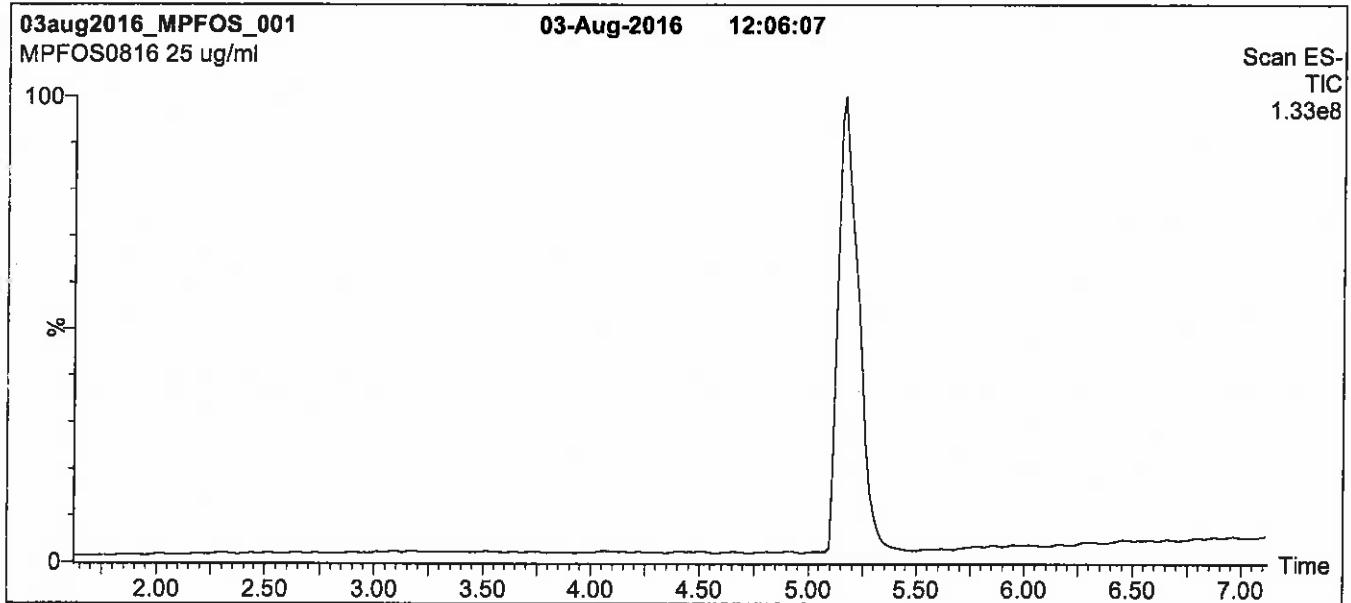
QUALITY MANAGEMENT:

This product was produced using a Quality Management System registered to the latest versions of ISO 9001 by SAI Global, ISO/IEC 17025 by the Canadian Association for Laboratory Accreditation Inc. (CALA; A 1226), and ISO GUIDE 34 by ANSI-ASQ National Accreditation Board (ANAB; AR-1523).



For additional information or assistance concerning this or any other products from Wellington Laboratories Inc., please visit our website at www.well-labs.com or contact us directly at info@well-labs.com

Figure 1: MPFOS; LC/MS Data (TIC and Mass Spectrum)



Conditions for Figure 1:

LC: Waters Acquity Ultra Performance LC
MS: Micromass Quattro *micro* API MS

Chromatographic Conditions

Column: Acquity UPLC BEH Shield RP₁₈
1.7 μ m, 2.1 x 100 mm

Mobile phase: Gradient
Start: 45% (80:20 MeOH:ACN) / 55% H₂O
(both with 10 mM NH₄OAc buffer)
Ramp to 90% organic over 7 min and hold for 1.5 min
before returning to initial conditions in 0.5 min.
Time: 10 min

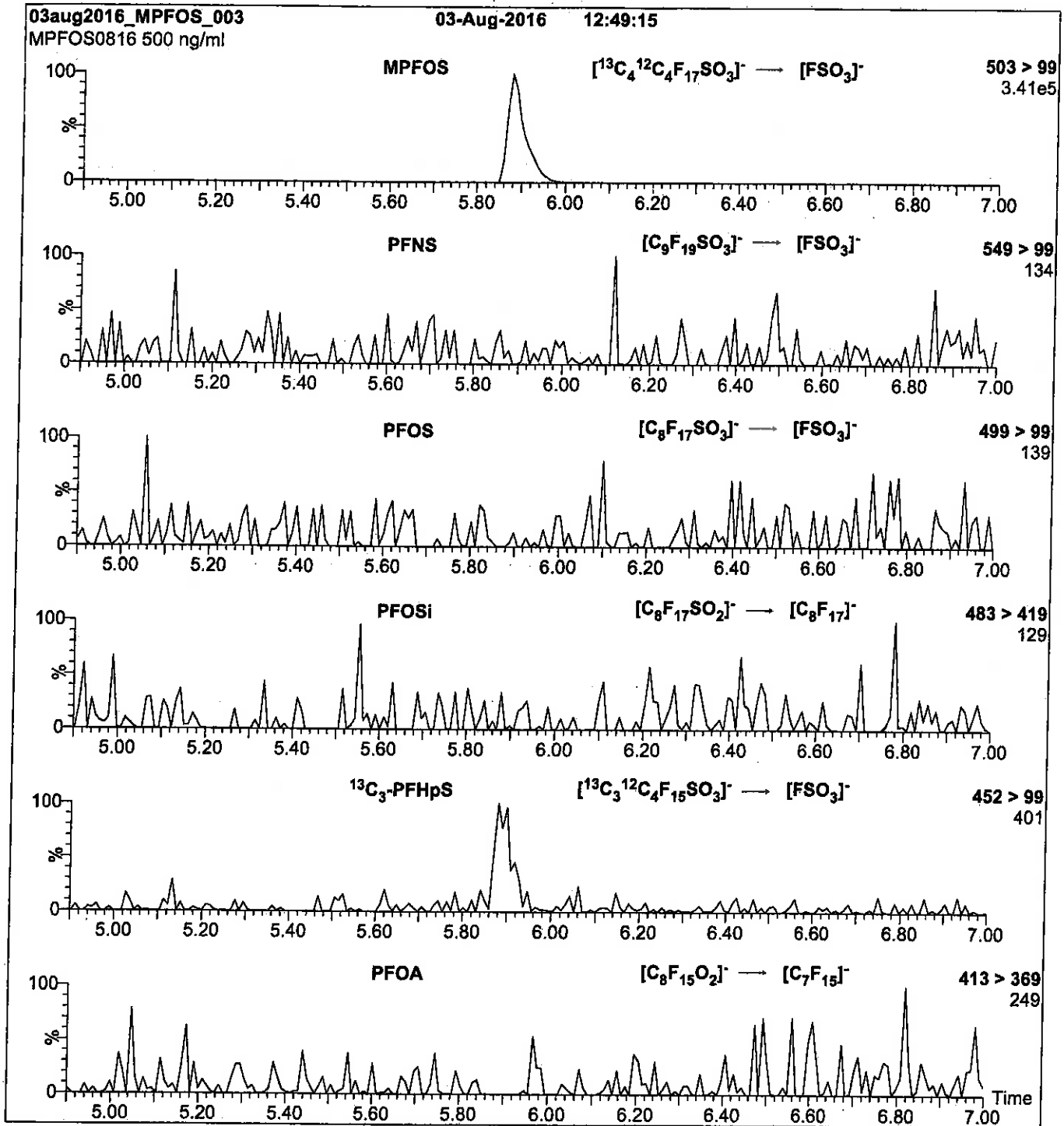
Flow: 300 μ l/min

MS Parameters

Experiment: Full Scan (225 - 850 amu)

Source: Electrospray (negative)
Capillary Voltage (kV) = 3.00
Cone Voltage (V) = 60.00
Cone Gas Flow (l/hr) = 50
Desolvation Gas Flow (l/hr) = 750

Figure 2: MPFOS; LC/MS/MS Data (Selected MRM Transitions)



Conditions for Figure 2:

Injection: Direct loop injection
10 μl (500 ng/ml MPFOS)

Mobile phase: Isocratic 80% (80:20 MeOH:ACN) / 20% H_2O
(both with 10 mM NH_4OAc buffer)

Flow: 300 $\mu\text{l}/\text{min}$

MS Parameters

Collision Gas (mbar) = 3.46e-3
Collision Energy (eV) = 40

Method 537 DOD

Perfluorinated Alkyl Acids (LC/MS)
by Method 537 DOD

FORM II
LCMS SURROGATE RECOVERY

Lab Name: TestAmerica Sacramento Job No.: 320-26309-1

SDG No.: _____

Matrix: Water Level: Low

GC Column (1): GeminiC18 3 ID: 3 (mm)

Client Sample ID	Lab Sample ID	PFHxA #	PFDA #
WI-CV-1RW85-0217	320-26309-1	95	102
WI-CV-1FB85-0217	320-26309-2	106	102
WI-CV-1RW86-0217	320-26309-3	88	94
WI-CV-1FB86-0217	320-26309-4	104	98
WI-CV-1RW87-0217	320-26309-5	99	100
WI-CV-1FB87-0217	320-26309-6	102	98
	MB 320-153778/1-A	103	101
	LCS 320-153778/2-A	107	105
	LCSD 320-153778/3-A	102	100

PFHxA = 13C2 PFHxA
PFDA = 13C2 PFDA

QC LIMITS
70-130
70-130

Column to be used to flag recovery values

FORM III
LCMS LAB CONTROL SAMPLE RECOVERY

Lab Name: TestAmerica Sacramento Job No.: 320-26309-1
 SDG No.: _____
 Matrix: Water Level: Low Lab File ID: 2017.03.09_537A_008.d
 Lab ID: LCS 320-153778/2-A Client ID: _____

COMPOUND	SPIKE ADDED (ug/L)	LCS CONCENTRATION (ug/L)	LCS % REC	QC LIMITS REC	#
Perfluorooctanesulfonic acid (PFOS)	0.300	0.300	100	70-130	
Perfluorooctanoic acid (PFOA)	0.146	0.135	93	70-130	
Perfluorobutanesulfonic acid (PFBS)	0.673	0.722	107	70-130	E

Column to be used to flag recovery and RPD values

FORM III
LCMS LAB CONTROL SAMPLE DUPLICATE RECOVERY

Lab Name: TestAmerica Sacramento Job No.: 320-26309-1

SDG No.: _____

Matrix: Water Level: Low Lab File ID: 2017.03.09_537A_009.d

Lab ID: LCSD 320-153778/3-A Client ID: _____

COMPOUND	SPIKE ADDED (ug/L)	LCSD CONCENTRATION (ug/L)	LCSD % REC	% RPD	QC LIMITS		#
					RPD	REC	
Perfluorooctanesulfonic acid (PFOS)	0.300	0.297	99	1	30	70-130	
Perfluorooctanoic acid (PFOA)	0.146	0.133	91	2	30	70-130	
Perfluorobutanesulfonic acid (PFBS)	0.673	0.728	108	1	30	70-130	E

Column to be used to flag recovery and RPD values

FORM IV
LCMS METHOD BLANK SUMMARY

Lab Name: TestAmerica Sacramento Job No.: 320-26309-1
 SDG No.: _____
 Lab File ID: 2017.03.09_537A_007.d Lab Sample ID: MB 320-153778/1-A
 Matrix: Water Date Extracted: 03/07/2017 17:54
 Instrument ID: A8_N Date Analyzed: 03/09/2017 10:09
 Level: (Low/Med) Low

THIS METHOD BLANK APPLIES TO THE FOLLOWING SAMPLES:

CLIENT SAMPLE ID	LAB SAMPLE ID	LAB FILE ID	DATE ANALYZED
	LCS 320-153778/2-A	2017.03.09_537A_008.d	03/09/2017 10:13
	LCSD 320-153778/3-A	2017.03.09_537A_009.d	03/09/2017 10:18
WI-CV-1RW85-0217	320-26309-1	2017.03.09_537A_020.d	03/09/2017 11:06
WI-CV-1FB85-0217	320-26309-2	2017.03.09_537A_021.d	03/09/2017 11:10
WI-CV-1RW86-0217	320-26309-3	2017.03.09_537A_022.d	03/09/2017 11:15
WI-CV-1FB86-0217	320-26309-4	2017.03.09_537A_023.d	03/09/2017 11:19
WI-CV-1RW87-0217	320-26309-5	2017.03.09_537A_024.d	03/09/2017 11:24
WI-CV-1FB87-0217	320-26309-6	2017.03.09_537A_025.d	03/09/2017 11:28

FORM VIII
LCMS INTERNAL STANDARD AREA AND RETENTION TIME SUMMARY

Lab Name: TestAmerica Sacramento Job No.: 320-26309-1
 SDG No.: _____
 Instrument ID: A8_N Calibration Start Date: 03/06/2017 09:50
 GC Column: GeminiC18 3x100 ID: 3(mm) Calibration End Date: 03/06/2017 10:12
 Calibration ID: 28784

	13PFOA		PFOS		AREA #	RT #
	AREA #	RT #	AREA #	RT #		
INITIAL CALIBRATION MEAN AREA AND MEAN RT	2859837	2.00	7781706	2.25		
UPPER LIMIT	4289756	2.50	11672559	2.75		
LOWER LIMIT	1429919	1.50	3890853	1.75		
LAB SAMPLE ID	CLIENT SAMPLE ID					
CCVL 320-153407/10	3088660	1.98	8393899	2.23		
ICV 320-153407/12	2323387	1.99	6768948	2.24		
CCVL 320-154108/4	2698296	2.03	8014501	2.27		
CCV 320-154108/5 CCVIS	2667206	2.03	7975569	2.28		
MB 320-153778/1-A	2221193	2.02	6332032	2.26		
LCS 320-153778/2-A	2209258	2.03	6190622	2.27		
LCSD 320-153778/3-A	2216213	2.01	6172608	2.26		
CCV 320-154108/17 CCVIS	2630667	2.00	7673249	2.25		
CCV 320-154110/17 CCVIS	2630667	2.00	7673249	2.25		
320-26309-1	WI-CV-1RW85-0217	2197283	2.00	6481561	2.25	
320-26309-2	WI-CV-1FB85-0217	2269981	2.00	6268041	2.24	
320-26309-3	WI-CV-1RW86-0217	2322650	1.99	6727273	2.24	
320-26309-4	WI-CV-1FB86-0217	2256625	1.99	6121421	2.24	
320-26309-5	WI-CV-1RW87-0217	2279650	1.97	6423319	2.22	
320-26309-6	WI-CV-1FB87-0217	2321797	1.97	6158528	2.22	
CCV 320-154110/26 CCVIS	2796875	1.97	8016572	2.23		

13PFOA = 13C2-PFOA

PFOS = 13C4 PFOS

Area Limit = 50%-150% of internal standard area
 RT Limit = ± 0.5 minutes of internal standard RT

Column used to flag values outside QC limits

FORM VIII
LCMS INTERNAL STANDARD AREA AND RETENTION TIME SUMMARY

Lab Name: TestAmerica Sacramento Job No.: 320-26309-1
 SDG No.: _____
 Sample No.: CCV 320-154108/5 Date Analyzed: 03/09/2017 10:00
 Instrument ID: A8_N GC Column: GeminiC18 3x100 ID: 3 (mm)
 Lab File ID (Standard): 2017.03.09_537A_005 Heated Purge: (Y/N) N
 Calibration ID: 28784

	13PFOA		PFOS		AREA #	RT #
	AREA #	RT #	AREA #	RT #		
12/24 HOUR STD	2667206	2.03	7975569	2.28		
UPPER LIMIT	3734088	2.53	11165797	2.78		
LOWER LIMIT	1867044	1.53	5582898	1.78		
LAB SAMPLE ID	CLIENT SAMPLE ID					
MB 320-153778/1-A		2221193	2.02	6332032	2.26	
LCS 320-153778/2-A		2209258	2.03	6190622	2.27	
LCSD 320-153778/3-A		2216213	2.01	6172608	2.26	

13PFOA = 13C2-PFOA
 PFOS = 13C4 PFOS

Area Limit = 70%-140% of internal standard area
 RT Limit = ± 0.5 minutes of internal standard RT

Column used to flag values outside QC limits

FORM VIII
LCMS INTERNAL STANDARD AREA AND RETENTION TIME SUMMARY

Lab Name: TestAmerica Sacramento Job No.: 320-26309-1
 SDG No.: _____
 Sample No.: CCV 320-154108/17 Date Analyzed: 03/09/2017 10:53
 Instrument ID: A8_N GC Column: GeminiC18 3x100 ID: 3 (mm)
 Lab File ID (Standard): 2017.03.09_537A_017 Heated Purge: (Y/N) N
 Calibration ID: 28784

	13PFOA		PFOS		AREA #	RT #
	AREA #	RT #	AREA #	RT #		
12/24 HOUR STD	2630667	2.00	7673249	2.25		
UPPER LIMIT	3682934	2.50	10742549	2.75		
LOWER LIMIT	1841467	1.50	5371274	1.75		
LAB SAMPLE ID	CLIENT SAMPLE ID					
MB 320-153778/1-A		2221193	2.02	6332032	2.26	
LCS 320-153778/2-A		2209258	2.03	6190622	2.27	
LCSD 320-153778/3-A		2216213	2.01	6172608	2.26	

13PFOA = 13C2-PFOA
 13PFOA = 13C2-PFOA
 PFOS = 13C4 PFOS
 PFOS = 13C4 PFOS
 Area Limit = 70%-140% of internal standard area
 RT Limit = ± 0.5 minutes of internal standard RT

Column used to flag values outside QC limits

FORM VIII
LCMS INTERNAL STANDARD AREA AND RETENTION TIME SUMMARY

Lab Name: TestAmerica Sacramento Job No.: 320-26309-1
 SDG No.: _____
 Sample No.: CCV 320-154110/17 Date Analyzed: 03/09/2017 10:53
 Instrument ID: A8_N GC Column: GeminiC18 3x100 ID: 3 (mm)
 Lab File ID (Standard): 2017.03.09_537A_017 Heated Purge: (Y/N) N
 Calibration ID: 28784

	13PFOA		PFOS		AREA #	RT #
	AREA #	RT #	AREA #	RT #		
12/24 HOUR STD	2630667	2.00	7673249	2.25		
UPPER LIMIT	3682934	2.50	10742549	2.75		
LOWER LIMIT	1841467	1.50	5371274	1.75		
LAB SAMPLE ID	CLIENT SAMPLE ID					
320-26309-1	WI-CV-1RW85-0217	2197283	2.00	6481561	2.25	
320-26309-2	WI-CV-1FB85-0217	2269981	2.00	6268041	2.24	
320-26309-3	WI-CV-1RW86-0217	2322650	1.99	6727273	2.24	
320-26309-4	WI-CV-1FB86-0217	2256625	1.99	6121421	2.24	
320-26309-5	WI-CV-1RW87-0217	2279650	1.97	6423319	2.22	
320-26309-6	WI-CV-1FB87-0217	2321797	1.97	6158528	2.22	

13PFOA = 13C2-PFOA
 13PFOA = 13C2-PFOA
 PFOS = 13C4 PFOS
 PFOS = 13C4 PFOS
 Area Limit = 70%-140% of internal standard area
 RT Limit = ± 0.5 minutes of internal standard RT

Column used to flag values outside QC limits

FORM VIII
LCMS INTERNAL STANDARD AREA AND RETENTION TIME SUMMARY

Lab Name: TestAmerica Sacramento Job No.: 320-26309-1
 SDG No.: _____
 Sample No.: CCV 320-154110/26 Date Analyzed: 03/09/2017 11:32
 Instrument ID: A8_N GC Column: GeminiC18 3x100 ID: 3 (mm)
 Lab File ID (Standard): 2017.03.09_537A_026 Heated Purge: (Y/N) N
 Calibration ID: 28784

	13PFOA		PFOS		AREA #	RT #
	AREA #	RT #	AREA #	RT #		
12/24 HOUR STD	2796875	1.97	8016572	2.23		
UPPER LIMIT	3915625	2.47	11223201	2.73		
LOWER LIMIT	1957813	1.47	5611600	1.73		
LAB SAMPLE ID	CLIENT SAMPLE ID					
CCVL 320-154108/4		2698296	2.03	8014501	2.27	
320-26309-1	WI-CV-1RW85-0217	2197283	2.00	6481561	2.25	
320-26309-2	WI-CV-1FB85-0217	2269981	2.00	6268041	2.24	
320-26309-3	WI-CV-1RW86-0217	2322650	1.99	6727273	2.24	
320-26309-4	WI-CV-1FB86-0217	2256625	1.99	6121421	2.24	
320-26309-5	WI-CV-1RW87-0217	2279650	1.97	6423319	2.22	
320-26309-6	WI-CV-1FB87-0217	2321797	1.97	6158528	2.22	

13PFOA = 13C2-PFOA
 13PFOA = 13C2-PFOA
 PFOS = 13C4 PFOS
 PFOS = 13C4 PFOS
 Area Limit = 70%-140% of internal standard area
 RT Limit = ± 0.5 minutes of internal standard RT

Column used to flag values outside QC limits

FORM I
LCMS ORGANICS ANALYSIS DATA SHEET

Lab Name: TestAmerica Sacramento Job No.: 320-26309-1
 SDG No.: _____
 Client Sample ID: WI-CV-1RW85-0217 Lab Sample ID: 320-26309-1
 Matrix: Water Lab File ID: 2017.03.09_537A_020.d
 Analysis Method: 537 Date Collected: 03/03/2017 13:38
 Extraction Method: 537 Date Extracted: 03/07/2017 17:54
 Sample wt/vol: 239(mL) Date Analyzed: 03/09/2017 11:06
 Con. Extract Vol.: 1.00(mL) Dilution Factor: 1
 Injection Volume: 2(uL) GC Column: GeminiC18 3x100 ID: 3(mm)
 % Moisture: _____ GPC Cleanup: (Y/N) N
 Analysis Batch No.: 154110 Units: ug/L

CAS NO.	COMPOUND NAME	RESULT	Q	LOQ	LOD	DL
1763-23-1	Perfluorooctanesulfonic acid (PFOS)	0.050	U	0.063	0.050	0.016
335-67-1	Perfluorooctanoic acid (PFOA)	0.025	U	0.031	0.025	0.0099
375-73-5	Perfluorobutanesulfonic acid (PFBS)	0.12	U	0.15	0.12	0.050

CAS NO.	SURROGATE	%REC	Q	LIMITS
STL00993	13C2 PFHxA	95		70-130
STL00996	13C2 PFDA	102		70-130

TestAmerica Sacramento
Target Compound Quantitation Report

Data File: \\ChromNa\Sacramento\ChromData\A8_N\20170309-40642.b\2017.03.09_537A_020.d
 Lims ID: 320-26309-A-1-A
 Client ID: WI-CV-1RW85-0217
 Sample Type: Client
 Inject. Date: 09-Mar-2017 11:06:33 ALS Bottle#: 12 Worklist Smp#: 20
 Injection Vol: 2.0 ul Dil. Factor: 1.0000
 Sample Info: 320-26309-a-1-a
 Misc. Info.: Plate: 1 Rack: 2
 Operator ID: A8-PC\A8 Instrument ID: A8_N
 Method: \\ChromNa\Sacramento\ChromData\A8_N\20170309-40642.b\537_A8_N.m
 Limit Group: LC 537 ICAL
 Last Update: 10-Mar-2017 10:42:40 Calib Date: 06-Mar-2017 10:12:33
 Integrator: Picker
 Quant Method: Internal Standard Quant By: Initial Calibration
 Last ICal File: \\ChromNA\Sacramento\ChromData\A8_N\20170306-40511.b\2017.03.06_537_ICAL_009.d
 Column 1 : Det: EXP1
 Process Host: XAWRK031

First Level Reviewer: barnettj Date: 10-Mar-2017 10:37:08

Signal	RT	EXP RT	DLT RT	REL RT	Response	Amount ng/ml	Ratio(Limits)	S/N	Flags
\$ 2 13C2 PFHxA	315.00 > 270.00	1.631	1.627	0.004	1.000	2245225	9.54	4549	
* 6 13C2-PFOA	415.00 > 370.00	1.995	1.999	-0.004		2197283	10.0	4536	
* 7 13C4 PFOS	503.00 > 80.00	2.246	2.246	0.0		6481561	28.7	3512	
\$ 10 13C2 PFDA	515.00 > 470.00	2.397	2.394	0.003	1.000	1510012	10.2	2892	

TestAmerica Sacramento

Data File: \\ChromNa\Sacramento\ChromData\A8_N\20170309-40642.b\2017.03.09_537A_020.d

Injection Date: 09-Mar-2017 11:06:33

Instrument ID: A8_N

Lims ID: 320-26309-A-1-A

Lab Sample ID: 320-26309-1

Client ID: WI-CV-1RW85-0217

Operator ID: A8-PC\A8

ALS Bottle#: 12

Worklist Smp#: 20

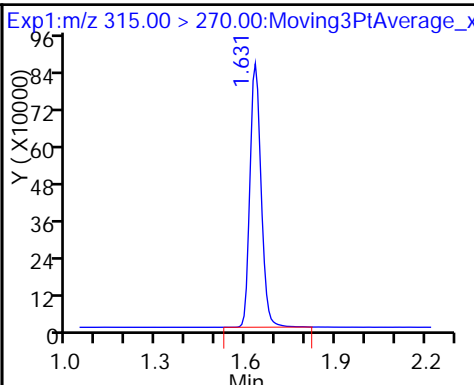
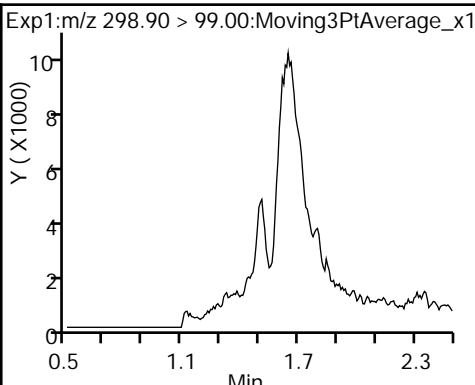
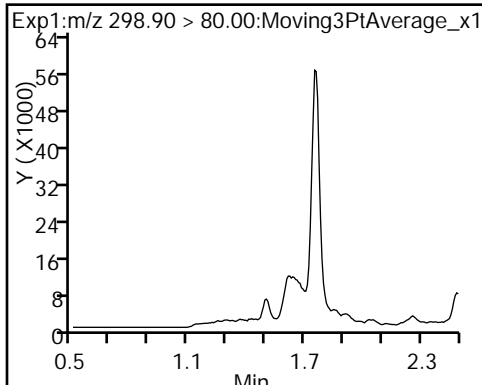
Injection Vol: 2.0 ul

Dil. Factor: 1.0000

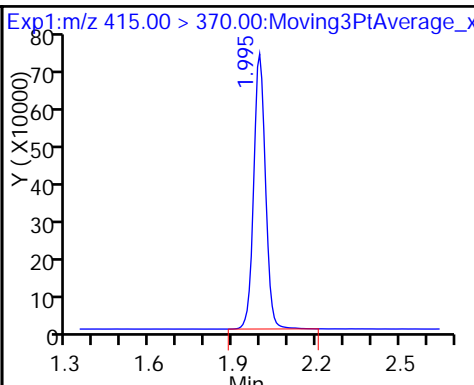
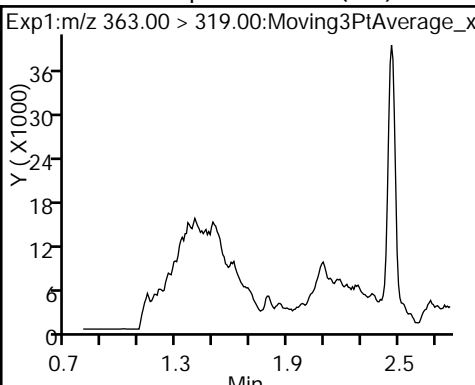
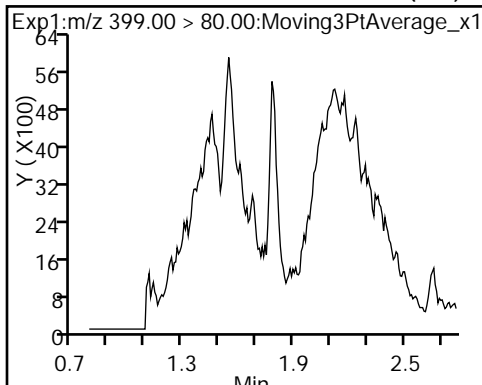
Method: 537_A8_N

Limit Group: LC 537 ICAL

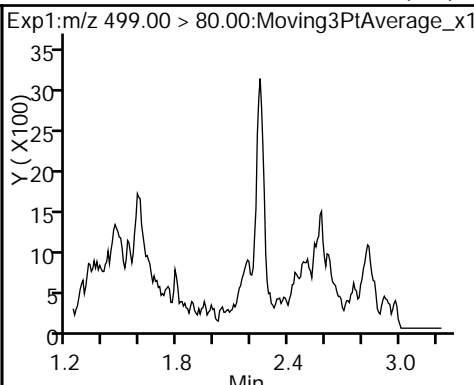
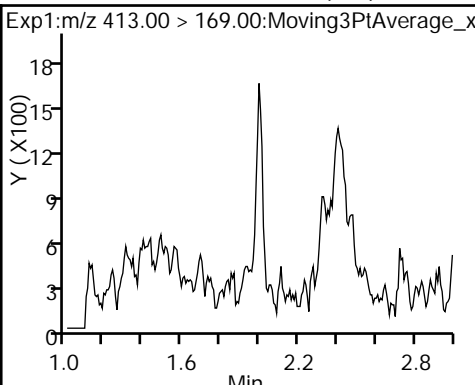
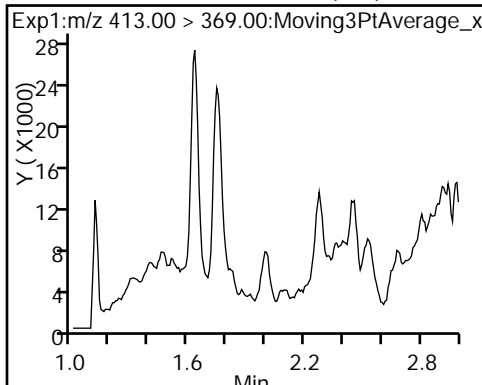
1 Perfluorobutanesulfonic acid (ND) 1 Perfluorobutanesulfonic acid (ND) \$ 2 13C2 PFHxA



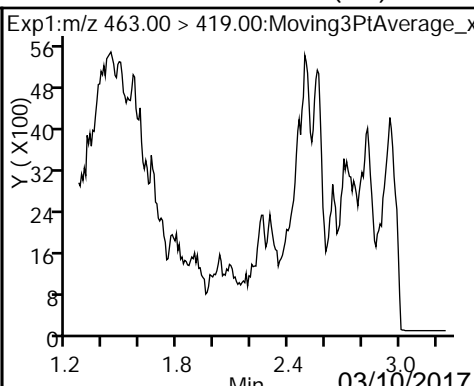
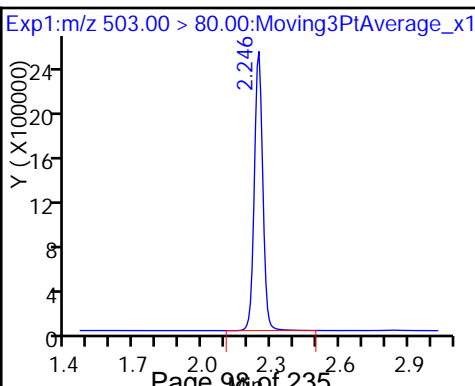
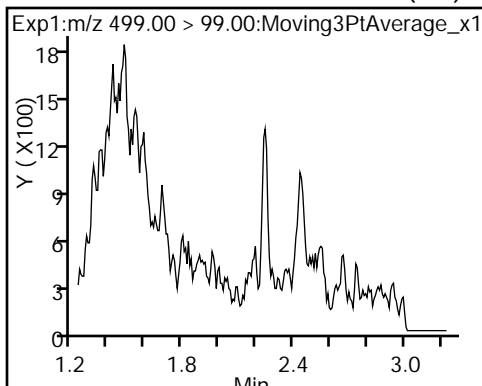
3 Perfluorohexanesulfonic acid (ND) 4 Perfluoroheptanoic acid (ND) * 6 13C2-PFOA



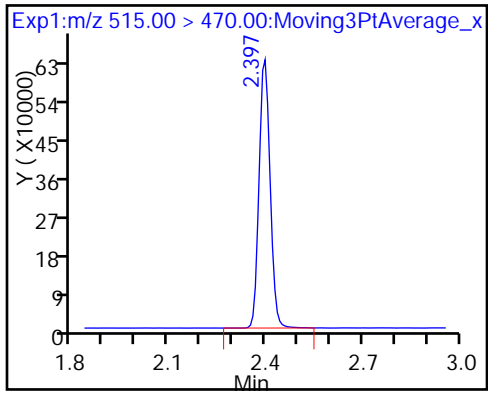
5 Perfluorooctanoic acid (ND) 5 Perfluorooctanoic acid (ND) 8 Perfluorooctane sulfonic acid (ND)



8 Perfluorooctane sulfonic acid (ND) * 7 13C4 PFOS 9 Perfluorononanoic acid (ND)



\$ 10 13C2 PFDA



TestAmerica Sacramento
Recovery Report

Data File: \\ChromNa\Sacramento\ChromData\A8_N\20170309-40642.b\2017.03.09_537A_020.d
 Lims ID: 320-26309-A-1-A
 Client ID: WI-CV-1RW85-0217
 Sample Type: Client
 Inject. Date: 09-Mar-2017 11:06:33 ALS Bottle#: 12 Worklist Smp#: 20
 Injection Vol: 2.0 ul Dil. Factor: 1.0000
 Sample Info: 320-26309-a-1-a
 Misc. Info.: Plate: 1 Rack: 2
 Operator ID: A8-PC\A8 Instrument ID: A8_N
 Method: \\ChromNa\Sacramento\ChromData\A8_N\20170309-40642.b\537_A8_N.m
 Limit Group: LC 537 ICAL
 Last Update: 10-Mar-2017 10:42:40 Calib Date: 06-Mar-2017 10:12:33
 Integrator: Picker
 Quant Method: Internal Standard Quant By: Initial Calibration
 Last ICal File: \\ChromNA\Sacramento\ChromData\A8_N\20170306-40511.b\2017.03.06_537_ICAL_009.d

Column 1 : Det: EXP1
 Process Host: XAWRK031

First Level Reviewer: barnettj Date: 10-Mar-2017 10:37:08

Compound	Amount Added	Amount Recovered	% Rec.
\$ 2 13C2 PFHxA	10.0	9.54	95.41
\$ 10 13C2 PFDA	10.0	10.2	102.14

FORM I
LCMS ORGANICS ANALYSIS DATA SHEET

Lab Name: TestAmerica Sacramento Job No.: 320-26309-1
 SDG No.: _____
 Client Sample ID: WI-CV-1FB85-0217 Lab Sample ID: 320-26309-2
 Matrix: Water Lab File ID: 2017.03.09_537A_021.d
 Analysis Method: 537 Date Collected: 03/03/2017 13:47
 Extraction Method: 537 Date Extracted: 03/07/2017 17:54
 Sample wt/vol: 282.1(mL) Date Analyzed: 03/09/2017 11:10
 Con. Extract Vol.: 1.00(mL) Dilution Factor: 1
 Injection Volume: 2(uL) GC Column: GeminiC18 3x100 ID: 3(mm)
 % Moisture: _____ GPC Cleanup: (Y/N) N
 Analysis Batch No.: 154110 Units: ug/L

CAS NO.	COMPOUND NAME	RESULT	Q	LOQ	LOD	DL
1763-23-1	Perfluorooctanesulfonic acid (PFOS)	0.043	U	0.053	0.043	0.014
335-67-1	Perfluorooctanoic acid (PFOA)	0.021	U	0.027	0.021	0.0083
375-73-5	Perfluorobutanesulfonic acid (PFBS)	0.097	U	0.12	0.097	0.042

CAS NO.	SURROGATE	%REC	Q	LIMITS
STL00993	13C2 PFHxA	106		70-130
STL00996	13C2 PFDA	102		70-130

TestAmerica Sacramento
Target Compound Quantitation Report

Data File: \\ChromNa\Sacramento\ChromData\A8_N\20170309-40642.b\2017.03.09_537A_021.d
 Lims ID: 320-26309-A-2-A
 Client ID: WI-CV-1FB85-0217
 Sample Type: Client
 Inject. Date: 09-Mar-2017 11:10:58 ALS Bottle#: 13 Worklist Smp#: 21
 Injection Vol: 2.0 ul Dil. Factor: 1.0000
 Sample Info: 320-26309-a-2-a
 Misc. Info.: Plate: 1 Rack: 2
 Operator ID: A8-PC\A8 Instrument ID: A8_N
 Method: \\ChromNa\Sacramento\ChromData\A8_N\20170309-40642.b\537_A8_N.m
 Limit Group: LC 537 ICAL
 Last Update: 10-Mar-2017 10:42:40 Calib Date: 06-Mar-2017 10:12:33
 Integrator: Picker
 Quant Method: Internal Standard Quant By: Initial Calibration
 Last ICal File: \\ChromNA\Sacramento\ChromData\A8_N\20170306-40511.b\2017.03.06_537_ICAL_009.d
 Column 1 : Det: EXP1
 Process Host: XAWRK031

First Level Reviewer: barnettj Date: 10-Mar-2017 10:37:24

Signal	RT	EXP RT	DLT RT	REL RT	Response	Amount ng/ml	Ratio(Limits)	S/N	Flags
\$ 2 13C2 PFHxA	315.00 > 270.00	1.624	1.627	-0.003	1.000	2564962	10.6	5315	
* 6 13C2-PFOA	415.00 > 370.00	1.995	1.999	-0.004		2269981	10.0	4424	
* 7 13C4 PFOS	503.00 > 80.00	2.238	2.246	-0.008		6268041	28.7	6378	
\$ 10 13C2 PFDA	515.00 > 470.00	2.390	2.394	-0.004	1.000	1559852	10.2	2640	

TestAmerica Sacramento

Data File: \\ChromNa\Sacramento\ChromData\A8_N\20170309-40642.b\2017.03.09_537A_021.d

Injection Date: 09-Mar-2017 11:10:58

Instrument ID: A8_N

Lims ID: 320-26309-A-2-A

Lab Sample ID: 320-26309-2

Client ID: WI-CV-1FB85-0217

Operator ID: A8-PC\A8

ALS Bottle#: 13

Worklist Smp#: 21

Injection Vol: 2.0 ul

Dil. Factor: 1.0000

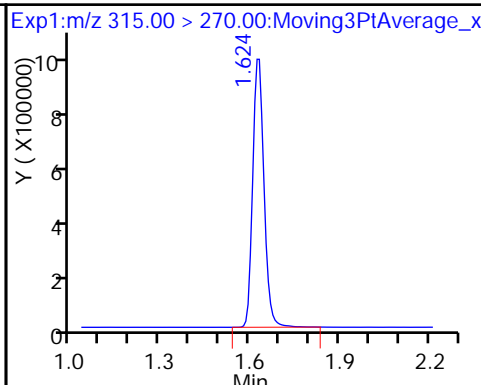
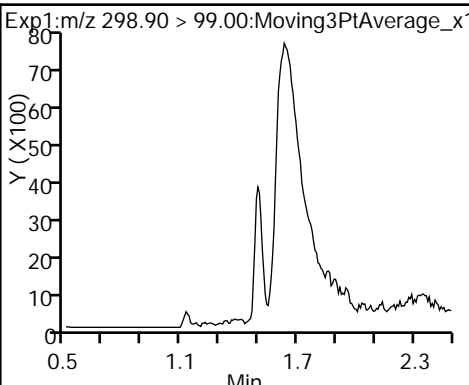
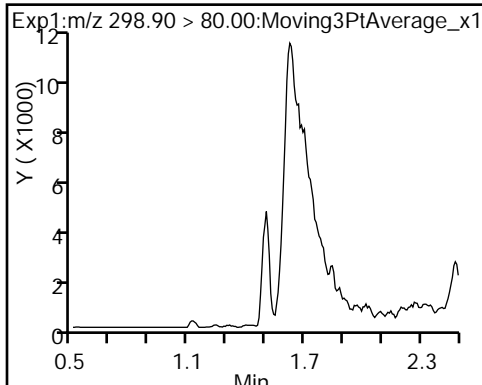
Method: 537_A8_N

Limit Group: LC 537 ICAL

1 Perfluorobutanesulfonic acid (ND)

1 Perfluorobutanesulfonic acid (ND)

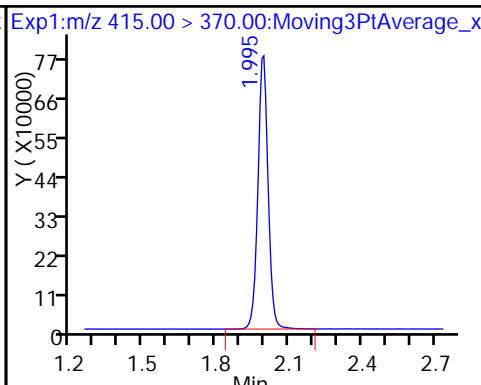
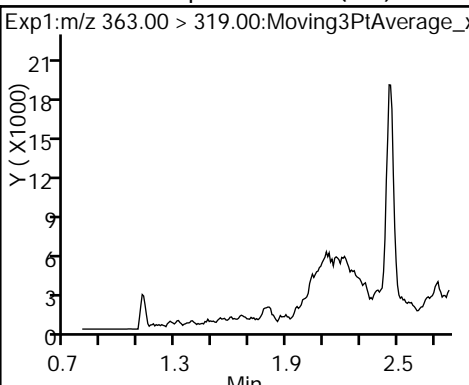
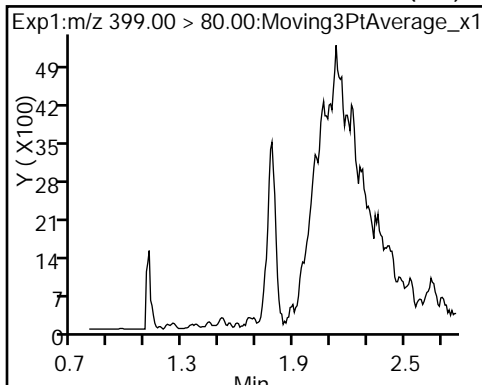
\$ 2 13C2 PFHxA



3 Perfluorohexanesulfonic acid (ND)

4 Perfluoroheptanoic acid (ND)

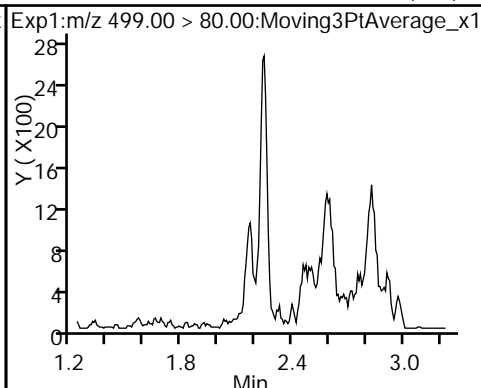
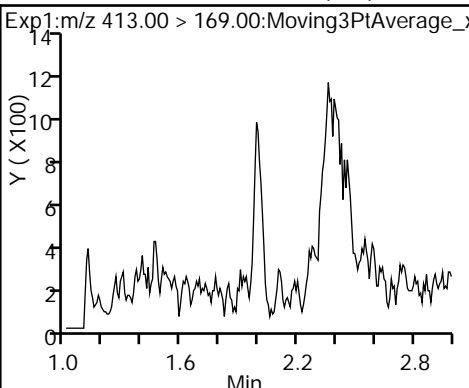
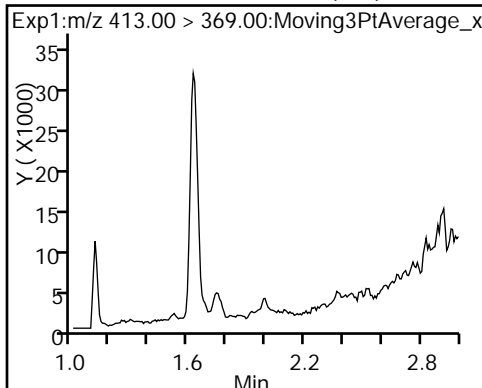
* 6 13C2-PFOA



5 Perfluorooctanoic acid (ND)

5 Perfluorooctanoic acid (ND)

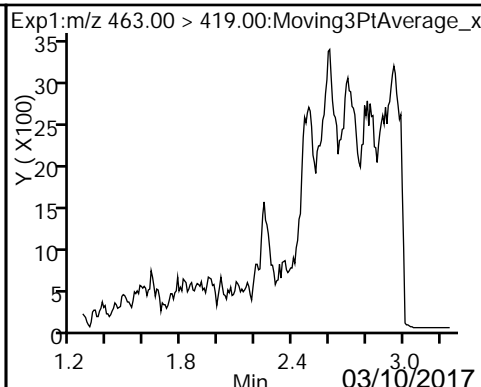
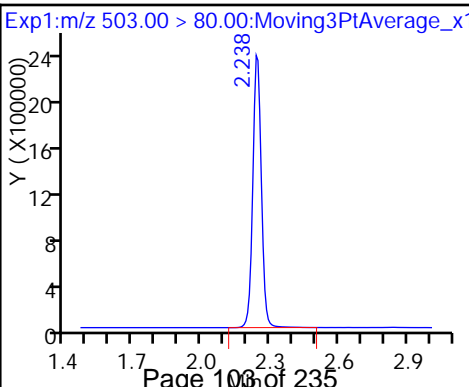
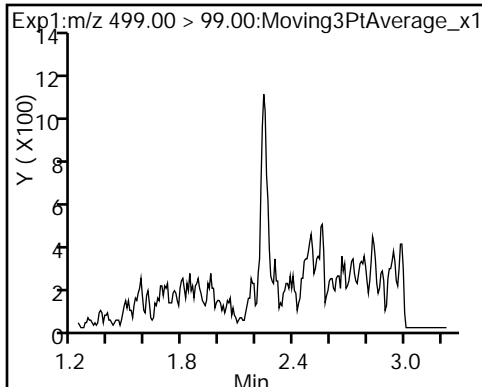
8 Perfluorooctane sulfonic acid (ND)



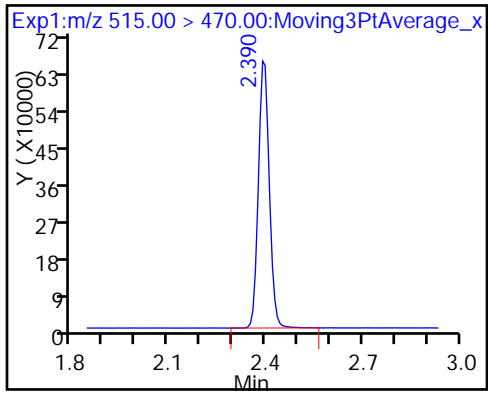
8 Perfluorooctane sulfonic acid (ND)

* 7 13C4 PFOS

9 Perfluorononanoic acid (ND)



\$ 10 13C2 PFDA



TestAmerica Sacramento
Recovery Report

Data File: \\ChromNa\Sacramento\ChromData\A8_N\20170309-40642.b\2017.03.09_537A_021.d
 Lims ID: 320-26309-A-2-A
 Client ID: WI-CV-1FB85-0217
 Sample Type: Client
 Inject. Date: 09-Mar-2017 11:10:58 ALS Bottle#: 13 Worklist Smp#: 21
 Injection Vol: 2.0 ul Dil. Factor: 1.0000
 Sample Info: 320-26309-a-2-a
 Misc. Info.: Plate: 1 Rack: 2
 Operator ID: A8-PC\A8 Instrument ID: A8_N
 Method: \\ChromNa\Sacramento\ChromData\A8_N\20170309-40642.b\537_A8_N.m
 Limit Group: LC 537 ICAL
 Last Update: 10-Mar-2017 10:42:40 Calib Date: 06-Mar-2017 10:12:33
 Integrator: Picker
 Quant Method: Internal Standard Quant By: Initial Calibration
 Last ICal File: \\ChromNA\Sacramento\ChromData\A8_N\20170306-40511.b\2017.03.06_537_ICAL_009.d

Column 1 : Det: EXP1
 Process Host: XAWRK031

First Level Reviewer: barnettj Date: 10-Mar-2017 10:37:24

Compound	Amount Added	Amount Recovered	% Rec.
\$ 2 13C2 PFHxA	10.0	10.6	105.50
\$ 10 13C2 PFDA	10.0	10.2	102.13

FORM I
LCMS ORGANICS ANALYSIS DATA SHEET

Lab Name: TestAmerica Sacramento Job No.: 320-26309-1
 SDG No.: _____
 Client Sample ID: WI-CV-1RW86-0217 Lab Sample ID: 320-26309-3
 Matrix: Water Lab File ID: 2017.03.09_537A_022.d
 Analysis Method: 537 Date Collected: 03/03/2017 14:15
 Extraction Method: 537 Date Extracted: 03/07/2017 17:54
 Sample wt/vol: 226.3(mL) Date Analyzed: 03/09/2017 11:15
 Con. Extract Vol.: 1.00(mL) Dilution Factor: 1
 Injection Volume: 2(uL) GC Column: GeminiC18 3x100 ID: 3(mm)
 % Moisture: _____ GPC Cleanup: (Y/N) N
 Analysis Batch No.: 154110 Units: ug/L

CAS NO.	COMPOUND NAME	RESULT	Q	LOQ	LOD	DL
1763-23-1	Perfluorooctanesulfonic acid (PFOS)	0.053	U	0.066	0.053	0.017
335-67-1	Perfluorooctanoic acid (PFOA)	0.027	U	0.033	0.027	0.010
375-73-5	Perfluorobutanesulfonic acid (PFBS)	0.12	U	0.15	0.12	0.053

CAS NO.	SURROGATE	%REC	Q	LIMITS
STL00993	13C2 PFHxA	88		70-130
STL00996	13C2 PFDA	94		70-130

TestAmerica Sacramento
Target Compound Quantitation Report

Data File: \\ChromNa\Sacramento\ChromData\A8_N\20170309-40642.b\2017.03.09_537A_022.d
 Lims ID: 320-26309-A-3-A
 Client ID: WI-CV-1RW86-0217
 Sample Type: Client
 Inject. Date: 09-Mar-2017 11:15:22 ALS Bottle#: 14 Worklist Smp#: 22
 Injection Vol: 2.0 ul Dil. Factor: 1.0000
 Sample Info: 320-26309-a-3-a
 Misc. Info.: Plate: 1 Rack: 2
 Operator ID: A8-PC\A8 Instrument ID: A8_N
 Method: \\ChromNa\Sacramento\ChromData\A8_N\20170309-40642.b\537_A8_N.m
 Limit Group: LC 537 ICAL
 Last Update: 10-Mar-2017 10:42:40 Calib Date: 06-Mar-2017 10:12:33
 Integrator: Picker
 Quant Method: Internal Standard Quant By: Initial Calibration
 Last ICal File: \\ChromNA\Sacramento\ChromData\A8_N\20170306-40511.b\2017.03.06_537_ICAL_009.d
 Column 1 : Det: EXP1
 Process Host: XAWRK031

First Level Reviewer: barnettj Date: 10-Mar-2017 10:37:38

Signal	RT	EXP RT	DLT RT	REL RT	Response	Amount ng/ml	Ratio(Limits)	S/N	Flags
\$ 2 13C2 PFHxA	315.00 > 270.00	1.624	1.627	-0.003	1.000	2193619	8.82	3851	
* 6 13C2-PFOA	415.00 > 370.00	1.988	1.999	-0.011		2322650	10.0	4762	
* 7 13C4 PFOS	503.00 > 80.00	2.238	2.246	-0.008		6727273	28.7	2499	
\$ 10 13C2 PFDA	515.00 > 470.00	2.390	2.394	-0.004	1.000	1469767	9.41	2748	

TestAmerica Sacramento

Data File: \\ChromNa\Sacramento\ChromData\A8_N\20170309-40642.b\2017.03.09_537A_022.d

Injection Date: 09-Mar-2017 11:15:22

Instrument ID: A8_N

Lims ID: 320-26309-A-3-A

Lab Sample ID: 320-26309-3

Client ID: WI-CV-1RW86-0217

Operator ID: A8-PC\A8

ALS Bottle#: 14

Worklist Smp#: 22

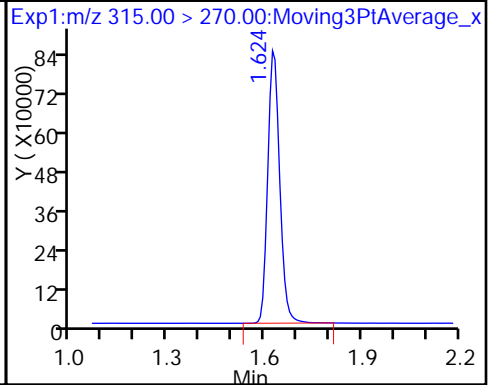
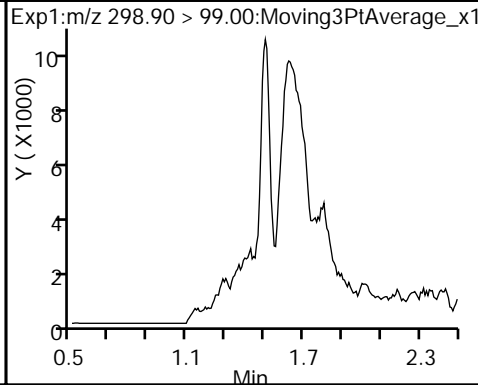
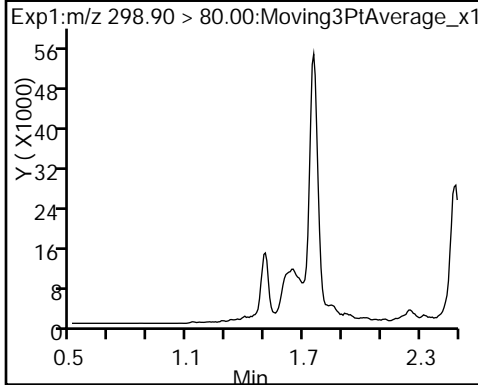
Injection Vol: 2.0 ul

Dil. Factor: 1.0000

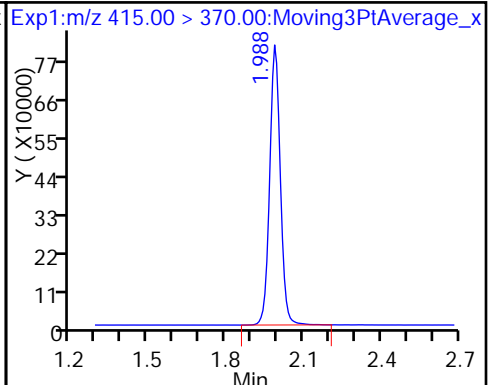
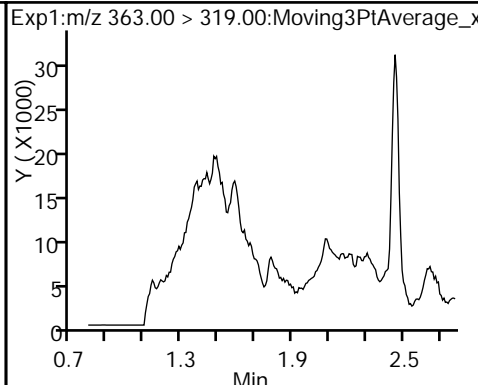
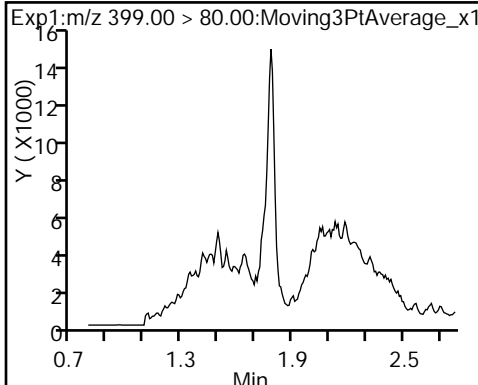
Method: 537_A8_N

Limit Group: LC 537 ICAL

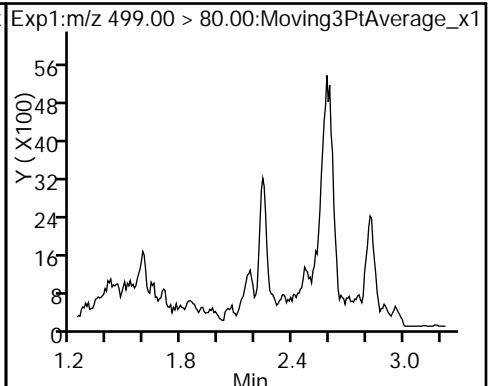
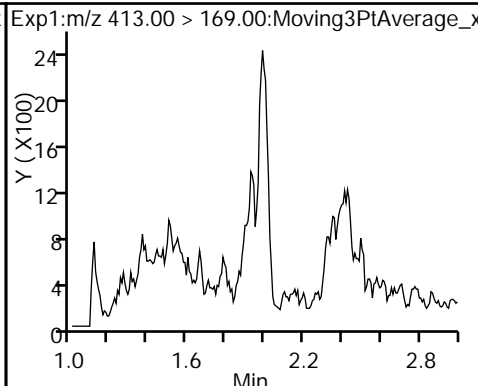
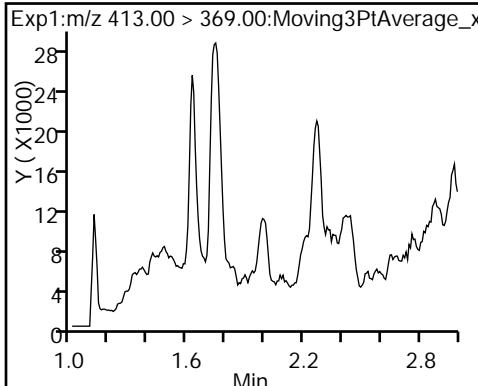
1 Perfluorobutanesulfonic acid (ND) 1 Perfluorobutanesulfonic acid (ND) \$ 2 13C2 PFHxA



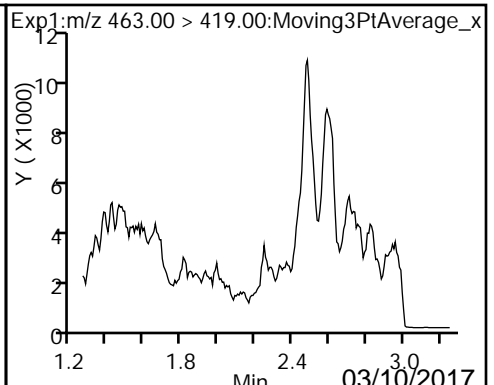
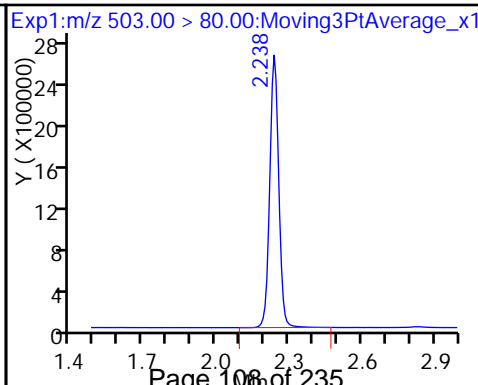
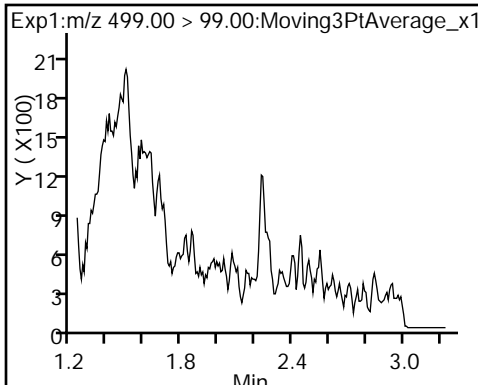
3 Perfluorohexanesulfonic acid (ND) 4 Perfluoroheptanoic acid (ND) * 6 13C2-PFOA



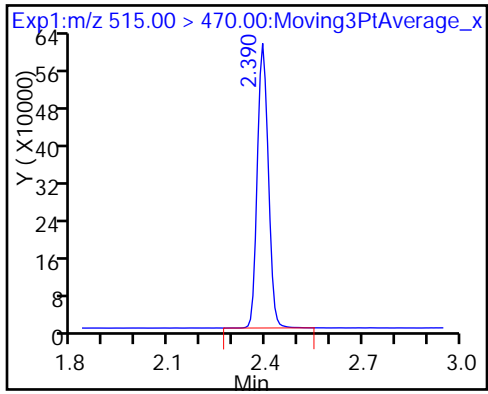
5 Perfluorooctanoic acid (ND) 5 Perfluorooctanoic acid (ND) 8 Perfluorooctane sulfonic acid (ND)



8 Perfluorooctane sulfonic acid (ND) * 7 13C4 PFOS 9 Perfluorononanoic acid (ND)



\$ 10 13C2 PFDA



TestAmerica Sacramento
Recovery Report

Data File: \\ChromNa\Sacramento\ChromData\A8_N\20170309-40642.b\2017.03.09_537A_022.d
 Lims ID: 320-26309-A-3-A
 Client ID: WI-CV-1RW86-0217
 Sample Type: Client
 Inject. Date: 09-Mar-2017 11:15:22 ALS Bottle#: 14 Worklist Smp#: 22
 Injection Vol: 2.0 ul Dil. Factor: 1.0000
 Sample Info: 320-26309-a-3-a
 Misc. Info.: Plate: 1 Rack: 2
 Operator ID: A8-PC\A8 Instrument ID: A8_N
 Method: \\ChromNa\Sacramento\ChromData\A8_N\20170309-40642.b\537_A8_N.m
 Limit Group: LC 537 ICAL
 Last Update: 10-Mar-2017 10:42:40 Calib Date: 06-Mar-2017 10:12:33
 Integrator: Picker
 Quant Method: Internal Standard Quant By: Initial Calibration
 Last ICal File: \\ChromNA\Sacramento\ChromData\A8_N\20170306-40511.b\2017.03.06_537_ICAL_009.d

Column 1 : Det: EXP1
 Process Host: XAWRK031

First Level Reviewer: barnettj Date: 10-Mar-2017 10:37:38

Compound	Amount Added	Amount Recovered	% Rec.
\$ 2 13C2 PFHxA	10.0	8.82	88.18
\$ 10 13C2 PFDA	10.0	9.41	94.05

FORM I
LCMS ORGANICS ANALYSIS DATA SHEET

Lab Name: TestAmerica Sacramento Job No.: 320-26309-1
 SDG No.: _____
 Client Sample ID: WI-CV-1FB86-0217 Lab Sample ID: 320-26309-4
 Matrix: Water Lab File ID: 2017.03.09_537A_023.d
 Analysis Method: 537 Date Collected: 03/03/2017 14:21
 Extraction Method: 537 Date Extracted: 03/07/2017 17:54
 Sample wt/vol: 281(mL) Date Analyzed: 03/09/2017 11:19
 Con. Extract Vol.: 1.00(mL) Dilution Factor: 1
 Injection Volume: 2(uL) GC Column: GeminiC18 3x100 ID: 3(mm)
 % Moisture: _____ GPC Cleanup: (Y/N) N
 Analysis Batch No.: 154110 Units: ug/L

CAS NO.	COMPOUND NAME	RESULT	Q	LOQ	LOD	DL
1763-23-1	Perfluorooctanesulfonic acid (PFOS)	0.043	U	0.053	0.043	0.014
335-67-1	Perfluorooctanoic acid (PFOA)	0.021	U	0.027	0.021	0.0084
375-73-5	Perfluorobutanesulfonic acid (PFBS)	0.098	U	0.12	0.098	0.042

CAS NO.	SURROGATE	%REC	Q	LIMITS
STL00993	13C2 PFHxA	104		70-130
STL00996	13C2 PFDA	98		70-130

TestAmerica Sacramento
Target Compound Quantitation Report

Data File: \\ChromNa\Sacramento\ChromData\A8_N\20170309-40642.b\2017.03.09_537A_023.d
 Lims ID: 320-26309-A-4-A
 Client ID: WI-CV-1FB86-0217
 Sample Type: Client
 Inject. Date: 09-Mar-2017 11:19:46 ALS Bottle#: 15 Worklist Smp#: 23
 Injection Vol: 2.0 ul Dil. Factor: 1.0000
 Sample Info: 320-26309-a-4-a
 Misc. Info.: Plate: 1 Rack: 2
 Operator ID: A8-PC\A8 Instrument ID: A8_N
 Method: \\ChromNa\Sacramento\ChromData\A8_N\20170309-40642.b\537_A8_N.m
 Limit Group: LC 537 ICAL
 Last Update: 10-Mar-2017 10:42:40 Calib Date: 06-Mar-2017 10:12:33
 Integrator: Picker
 Quant Method: Internal Standard Quant By: Initial Calibration
 Last ICal File: \\ChromNA\Sacramento\ChromData\A8_N\20170306-40511.b\2017.03.06_537_ICAL_009.d
 Column 1 : Det: EXP1
 Process Host: XAWRK031

First Level Reviewer: barnettj Date: 10-Mar-2017 10:39:05

Signal	RT	EXP RT	DLT RT	REL RT	Response	Amount ng/ml	Ratio(Limits)	S/N	Flags
\$ 2 13C2 PFHxA	315.00 > 270.00	1.624	1.627	-0.003	1.000	2502328	10.4	5841	
* 6 13C2-PFOA	415.00 > 370.00	1.988	1.999	-0.011		2256625	10.0	4353	
* 7 13C4 PFOS	503.00 > 80.00	2.238	2.246	-0.008		6121421	28.7	5017	
\$ 10 13C2 PFDA	515.00 > 470.00	2.390	2.394	-0.004	1.000	1489603	9.81	2442	

TestAmerica Sacramento

Data File: \\ChromNa\Sacramento\ChromData\A8_N\20170309-40642.b\2017.03.09_537A_023.d

Injection Date: 09-Mar-2017 11:19:46

Instrument ID: A8_N

Lims ID: 320-26309-A-4-A

Lab Sample ID: 320-26309-4

Client ID: WI-CV-1FB86-0217

Operator ID: A8-PC\A8

ALS Bottle#: 15

Worklist Smp#: 23

Injection Vol: 2.0 ul

Dil. Factor: 1.0000

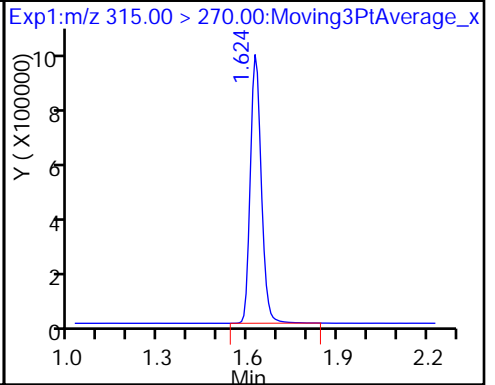
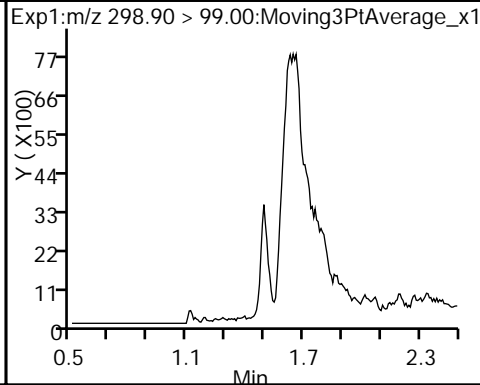
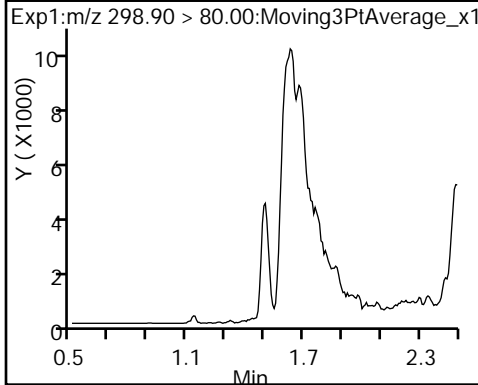
Method: 537_A8_N

Limit Group: LC 537 ICAL

1 Perfluorobutanesulfonic acid (ND)

1 Perfluorobutanesulfonic acid (ND)

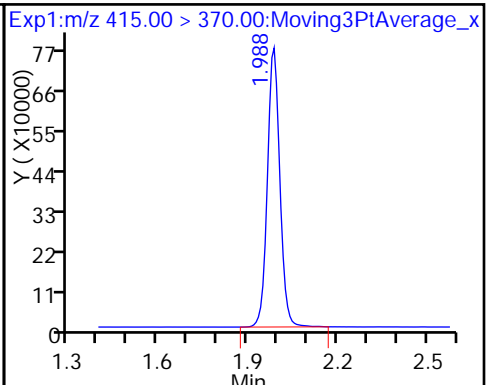
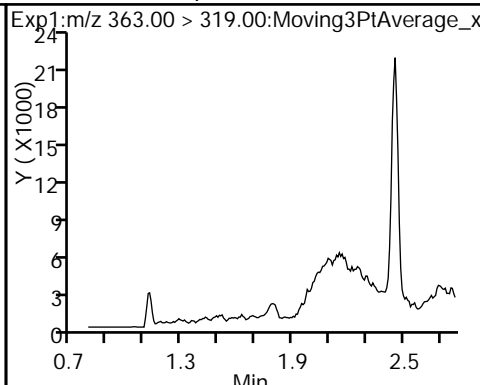
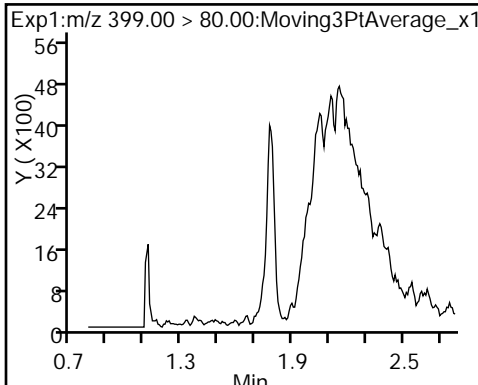
\$ 2 13C2 PFHxA



3 Perfluorohexanesulfonic acid (ND)

4 Perfluoroheptanoic acid (ND)

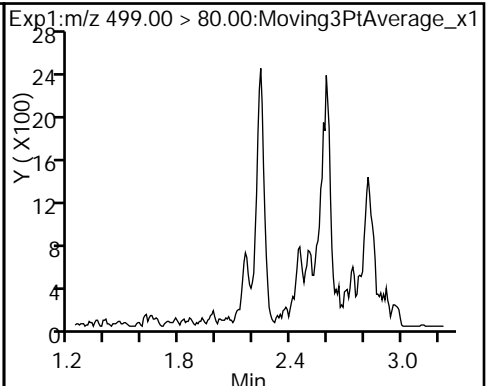
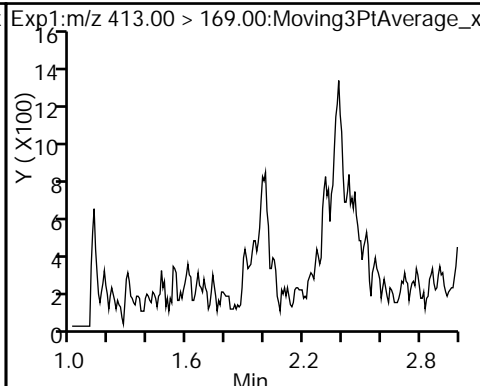
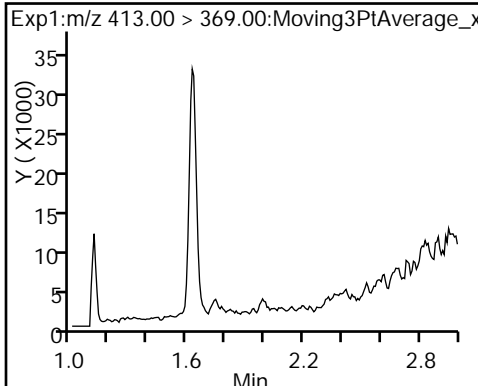
* 6 13C2-PFOA



5 Perfluorooctanoic acid (ND)

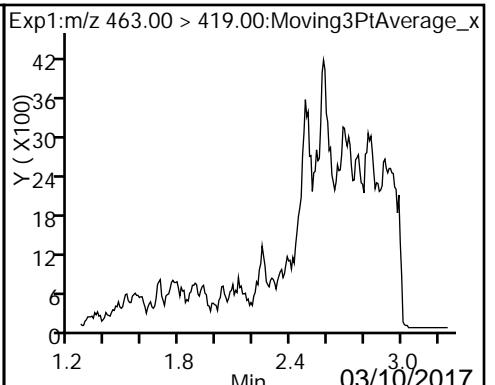
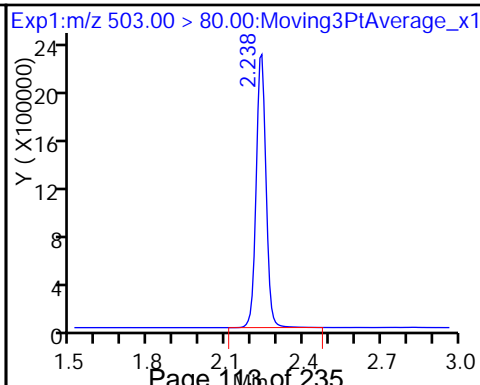
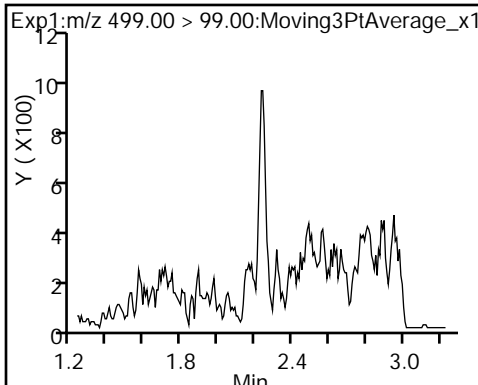
5 Perfluorooctanoic acid (ND)

8 Perfluorooctane sulfonic acid (ND)

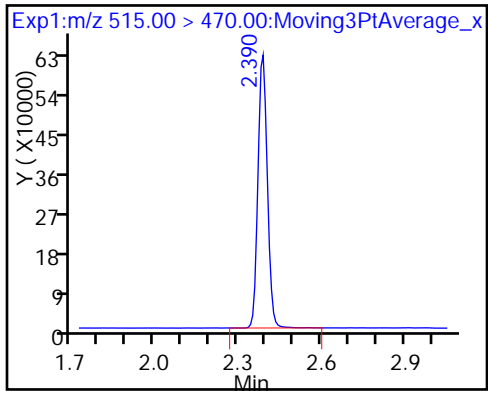


8 Perfluorooctane sulfonic acid (ND) * 7 13C4 PFOS

9 Perfluorononanoic acid (ND)



\$ 10 13C2 PFDA



TestAmerica Sacramento
Recovery Report

Data File: \\ChromNa\Sacramento\ChromData\A8_N\20170309-40642.b\2017.03.09_537A_023.d
 Lims ID: 320-26309-A-4-A
 Client ID: WI-CV-1FB86-0217
 Sample Type: Client
 Inject. Date: 09-Mar-2017 11:19:46 ALS Bottle#: 15 Worklist Smp#: 23
 Injection Vol: 2.0 ul Dil. Factor: 1.0000
 Sample Info: 320-26309-a-4-a
 Misc. Info.: Plate: 1 Rack: 2
 Operator ID: A8-PC\A8 Instrument ID: A8_N
 Method: \\ChromNa\Sacramento\ChromData\A8_N\20170309-40642.b\537_A8_N.m
 Limit Group: LC 537 ICAL
 Last Update: 10-Mar-2017 10:42:40 Calib Date: 06-Mar-2017 10:12:33
 Integrator: Picker
 Quant Method: Internal Standard Quant By: Initial Calibration
 Last ICal File: \\ChromNA\Sacramento\ChromData\A8_N\20170306-40511.b\2017.03.06_537_ICAL_009.d

Column 1 : Det: EXP1
 Process Host: XAWRK031

First Level Reviewer: barnettj Date: 10-Mar-2017 10:39:05

Compound	Amount Added	Amount Recovered	% Rec.
\$ 2 13C2 PFHxA	10.0	10.4	103.53
\$ 10 13C2 PFDA	10.0	9.81	98.11

FORM I
LCMS ORGANICS ANALYSIS DATA SHEET

Lab Name: TestAmerica Sacramento Job No.: 320-26309-1
 SDG No.: _____
 Client Sample ID: WI-CV-1RW87-0217 Lab Sample ID: 320-26309-5
 Matrix: Water Lab File ID: 2017.03.09_537A_024.d
 Analysis Method: 537 Date Collected: 03/03/2017 14:49
 Extraction Method: 537 Date Extracted: 03/07/2017 17:54
 Sample wt/vol: 230 (mL) Date Analyzed: 03/09/2017 11:24
 Con. Extract Vol.: 1.00 (mL) Dilution Factor: 1
 Injection Volume: 2 (uL) GC Column: GeminiC18 3x100 ID: 3 (mm)
 % Moisture: _____ GPC Cleanup: (Y/N) N
 Analysis Batch No.: 154110 Units: ug/L

CAS NO.	COMPOUND NAME	RESULT	Q	LOQ	LOD	DL
1763-23-1	Perfluorooctanesulfonic acid (PFOS)	0.052	U	0.065	0.052	0.017
335-67-1	Perfluorooctanoic acid (PFOA)	0.026	U	0.033	0.026	0.010
375-73-5	Perfluorobutanesulfonic acid (PFBS)	0.12	U	0.15	0.12	0.052

CAS NO.	SURROGATE	%REC	Q	LIMITS
STL00993	13C2 PFHxA	99		70-130
STL00996	13C2 PFDA	100		70-130

TestAmerica Sacramento
Target Compound Quantitation Report

Data File: \\ChromNa\Sacramento\ChromData\A8_N\20170309-40642.b\2017.03.09_537A_024.d
 Lims ID: 320-26309-A-5-A
 Client ID: WI-CV-1RW87-0217
 Sample Type: Client
 Inject. Date: 09-Mar-2017 11:24:08 ALS Bottle#: 16 Worklist Smp#: 24
 Injection Vol: 2.0 ul Dil. Factor: 1.0000
 Sample Info: 320-26309-a-5-a
 Misc. Info.: Plate: 1 Rack: 2
 Operator ID: A8-PC\A8 Instrument ID: A8_N
 Method: \\ChromNa\Sacramento\ChromData\A8_N\20170309-40642.b\537_A8_N.m
 Limit Group: LC 537 ICAL
 Last Update: 10-Mar-2017 10:42:40 Calib Date: 06-Mar-2017 10:12:33
 Integrator: Picker
 Quant Method: Internal Standard Quant By: Initial Calibration
 Last ICal File: \\ChromNA\Sacramento\ChromData\A8_N\20170306-40511.b\2017.03.06_537_ICAL_009.d
 Column 1 : Det: EXP1
 Process Host: XAWRK031

First Level Reviewer: barnettj Date: 10-Mar-2017 10:39:19

Signal	RT	EXP RT	DLT RT	REL RT	Response	Amount ng/ml	Ratio(Limits)	S/N	Flags
\$ 2 13C2 PFHxA	315.00 > 270.00	1.616	1.627	-0.011	1.000	2423560	9.93	5461	
* 6 13C2-PFOA	415.00 > 370.00	1.973	1.999	-0.026		2279650	10.0	4198	
* 7 13C4 PFOS	503.00 > 80.00	2.223	2.246	-0.023		6423319	28.7	3416	
\$ 10 13C2 PFDA	515.00 > 470.00	2.382	2.394	-0.012	1.000	1528179	9.96	2853	

TestAmerica Sacramento

Data File: \\ChromNa\Sacramento\ChromData\A8_N\20170309-40642.b\2017.03.09_537A_024.d

Injection Date: 09-Mar-2017 11:24:08

Instrument ID: A8_N

Lims ID: 320-26309-A-5-A

Lab Sample ID: 320-26309-5

Client ID: WI-CV-1RW87-0217

Operator ID: A8-PC\A8

ALS Bottle#: 16

Worklist Smp#: 24

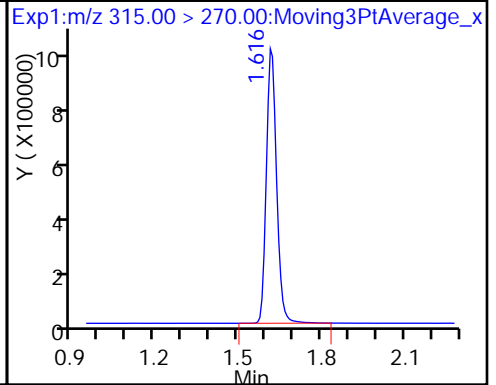
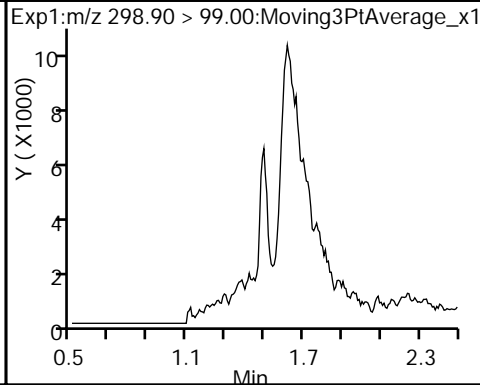
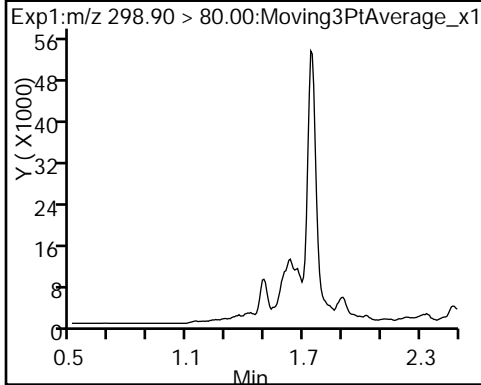
Injection Vol: 2.0 ul

Dil. Factor: 1.0000

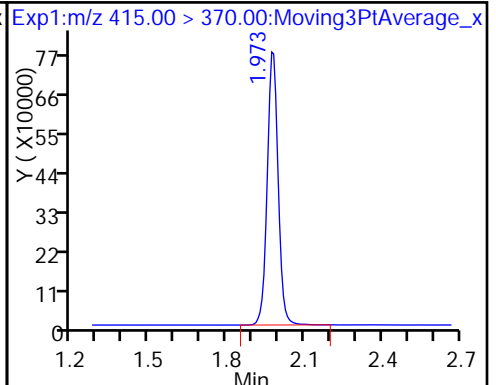
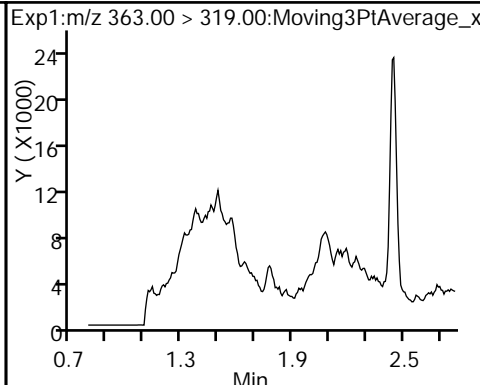
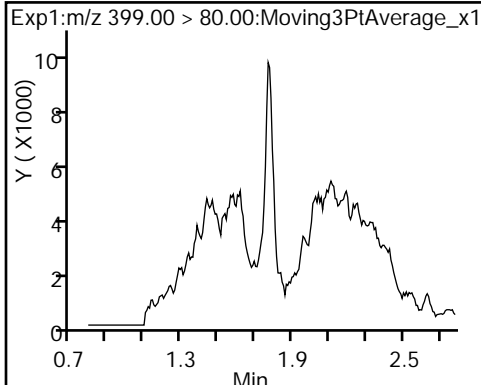
Method: 537_A8_N

Limit Group: LC 537 ICAL

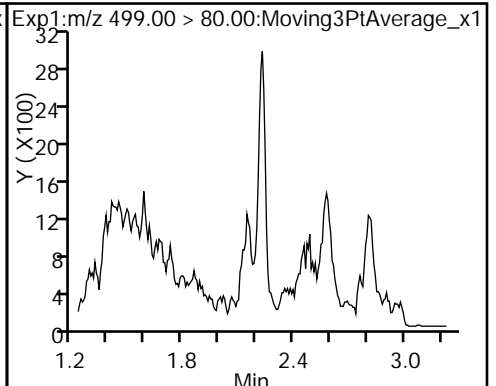
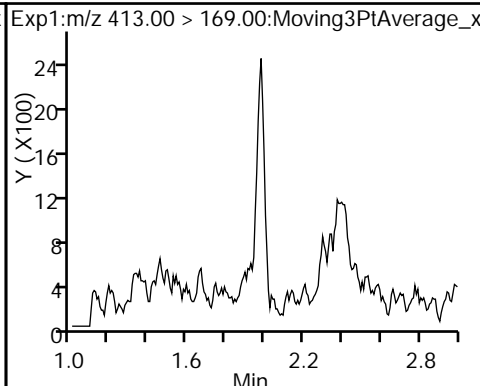
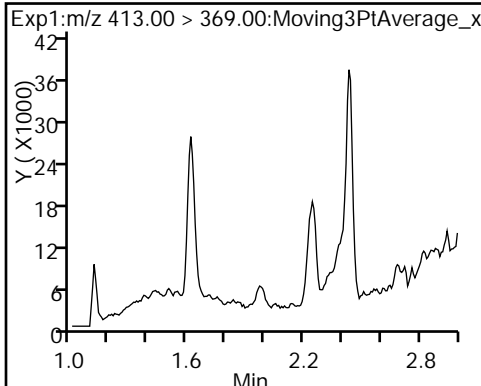
1 Perfluorobutanesulfonic acid (ND) 1 Perfluorobutanesulfonic acid (ND) \$ 2 13C2 PFHxA



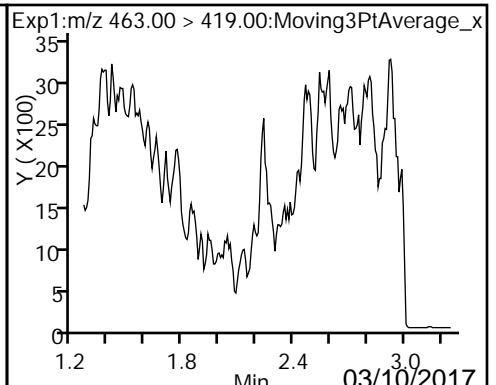
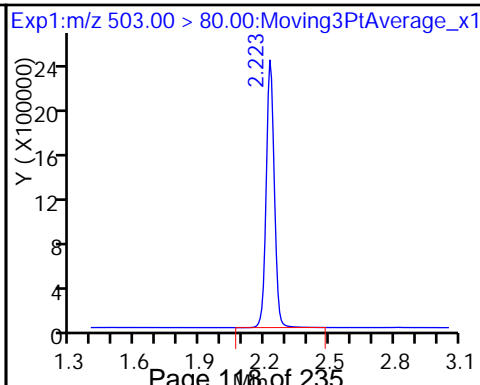
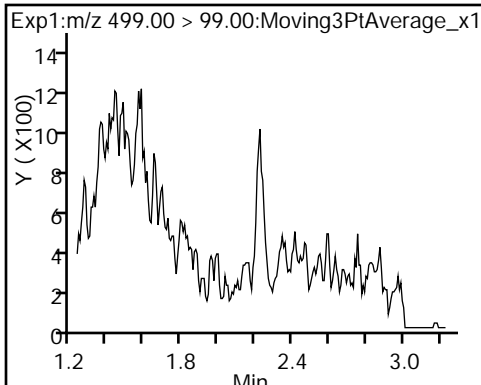
3 Perfluorohexanesulfonic acid (ND) 4 Perfluoroheptanoic acid (ND) * 6 13C2-PFOA



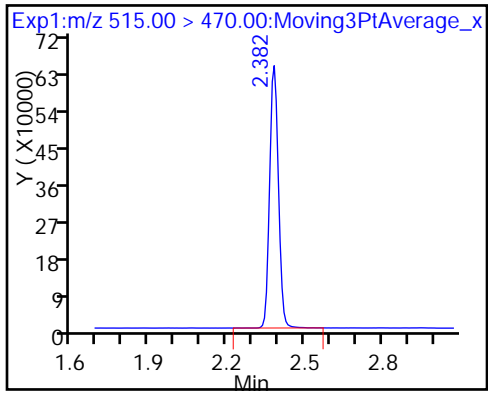
5 Perfluorooctanoic acid (ND) 5 Perfluorooctanoic acid (ND) 8 Perfluorooctane sulfonic acid (ND)



8 Perfluorooctane sulfonic acid (ND) * 7 13C4 PFOS 9 Perfluorononanoic acid (ND)



\$ 10 13C2 PFDA



TestAmerica Sacramento
Recovery Report

Data File: \\ChromNa\Sacramento\ChromData\A8_N\20170309-40642.b\2017.03.09_537A_024.d
 Lims ID: 320-26309-A-5-A
 Client ID: WI-CV-1RW87-0217
 Sample Type: Client
 Inject. Date: 09-Mar-2017 11:24:08 ALS Bottle#: 16 Worklist Smp#: 24
 Injection Vol: 2.0 ul Dil. Factor: 1.0000
 Sample Info: 320-26309-a-5-a
 Misc. Info.: Plate: 1 Rack: 2
 Operator ID: A8-PC\A8 Instrument ID: A8_N
 Method: \\ChromNa\Sacramento\ChromData\A8_N\20170309-40642.b\537_A8_N.m
 Limit Group: LC 537 ICAL
 Last Update: 10-Mar-2017 10:42:40 Calib Date: 06-Mar-2017 10:12:33
 Integrator: Picker
 Quant Method: Internal Standard Quant By: Initial Calibration
 Last ICal File: \\ChromNA\Sacramento\ChromData\A8_N\20170306-40511.b\2017.03.06_537_ICAL_009.d
 Column 1 : Det: EXP1
 Process Host: XAWRK031

First Level Reviewer: barnettj Date: 10-Mar-2017 10:39:19

Compound	Amount Added	Amount Recovered	% Rec.
\$ 2 13C2 PFHxA	10.0	9.93	99.26
\$ 10 13C2 PFDA	10.0	9.96	99.64

FORM I
LCMS ORGANICS ANALYSIS DATA SHEET

Lab Name: TestAmerica Sacramento Job No.: 320-26309-1
 SDG No.: _____
 Client Sample ID: WI-CV-1FB87-0217 Lab Sample ID: 320-26309-6
 Matrix: Water Lab File ID: 2017.03.09_537A_025.d
 Analysis Method: 537 Date Collected: 03/03/2017 14:51
 Extraction Method: 537 Date Extracted: 03/07/2017 17:54
 Sample wt/vol: 287.4 (mL) Date Analyzed: 03/09/2017 11:28
 Con. Extract Vol.: 1.00 (mL) Dilution Factor: 1
 Injection Volume: 2 (uL) GC Column: GeminiC18 3x100 ID: 3 (mm)
 % Moisture: _____ GPC Cleanup: (Y/N) N
 Analysis Batch No.: 154110 Units: ug/L

CAS NO.	COMPOUND NAME	RESULT	Q	LOQ	LOD	DL
1763-23-1	Perfluorooctanesulfonic acid (PFOS)	0.042	U	0.052	0.042	0.013
335-67-1	Perfluorooctanoic acid (PFOA)	0.021	U	0.026	0.021	0.0082
375-73-5	Perfluorobutanesulfonic acid (PFBS)	0.096	U	0.12	0.096	0.041

CAS NO.	SURROGATE	%REC	Q	LIMITS
STL00993	13C2 PFHxA	102		70-130
STL00996	13C2 PFDA	98		70-130

TestAmerica Sacramento
Target Compound Quantitation Report

Data File: \\ChromNa\Sacramento\ChromData\A8_N\20170309-40642.b\2017.03.09_537A_025.d
 Lims ID: 320-26309-A-6-A
 Client ID: WI-CV-1FB87-0217
 Sample Type: Client
 Inject. Date: 09-Mar-2017 11:28:32 ALS Bottle#: 17 Worklist Smp#: 25
 Injection Vol: 2.0 ul Dil. Factor: 1.0000
 Sample Info: 320-26309-a-6-a
 Misc. Info.: Plate: 1 Rack: 2
 Operator ID: A8-PC\A8 Instrument ID: A8_N
 Method: \\ChromNa\Sacramento\ChromData\A8_N\20170309-40642.b\537_A8_N.m
 Limit Group: LC 537 ICAL
 Last Update: 10-Mar-2017 10:42:40 Calib Date: 06-Mar-2017 10:12:33
 Integrator: Picker
 Quant Method: Internal Standard Quant By: Initial Calibration
 Last ICal File: \\ChromNA\Sacramento\ChromData\A8_N\20170306-40511.b\2017.03.06_537_ICAL_009.d
 Column 1 : Det: EXP1
 Process Host: XAWRK031

First Level Reviewer: barnettj Date: 10-Mar-2017 10:39:32

Signal	RT	EXP RT	DLT RT	REL RT	Response	Amount ng/ml	Ratio(Limits)	S/N	Flags
\$ 2 13C2 PFHxA	315.00 > 270.00	1.616	1.627	-0.011	1.000	2528704	10.2	5072	
* 6 13C2-PFOA	415.00 > 370.00	1.973	1.999	-0.026		2321797	10.0	4547	
* 7 13C4 PFOS	503.00 > 80.00	2.223	2.246	-0.023		6158528	28.7	5571	
\$ 10 13C2 PFDA	515.00 > 470.00	2.382	2.394	-0.012	1.000	1530128	9.80	2365	

TestAmerica Sacramento

Data File: \\ChromNa\Sacramento\ChromData\A8_N\20170309-40642.b\2017.03.09_537A_025.d

Injection Date: 09-Mar-2017 11:28:32

Instrument ID: A8_N

Lims ID: 320-26309-A-6-A

Lab Sample ID: 320-26309-6

Client ID: WI-CV-1FB87-0217

Operator ID: A8-PC\A8

ALS Bottle#: 17

Worklist Smp#: 25

Injection Vol: 2.0 ul

Dil. Factor: 1.0000

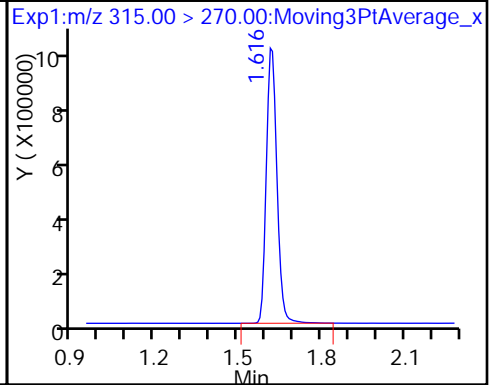
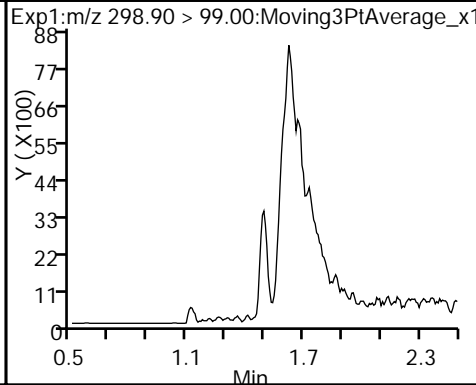
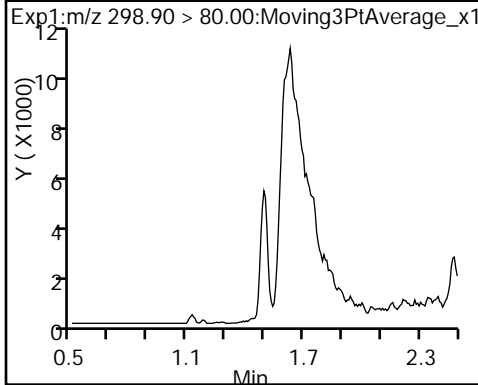
Method: 537_A8_N

Limit Group: LC 537 ICAL

1 Perfluorobutanesulfonic acid (ND)

1 Perfluorobutanesulfonic acid (ND)

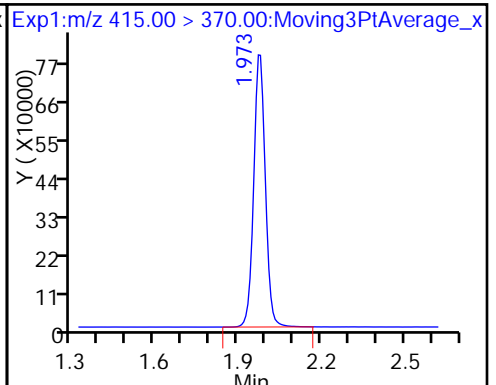
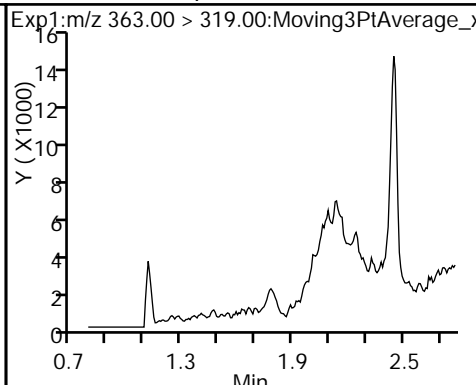
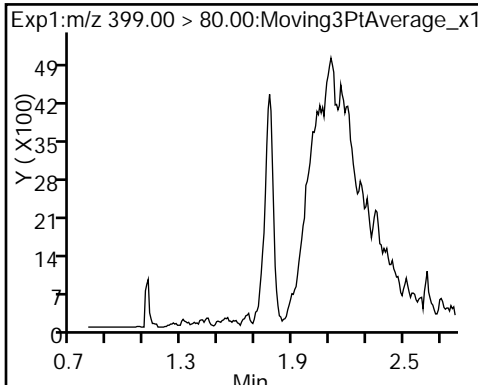
\$ 2 13C2 PFHxA



3 Perfluorohexanesulfonic acid (ND)

4 Perfluoroheptanoic acid (ND)

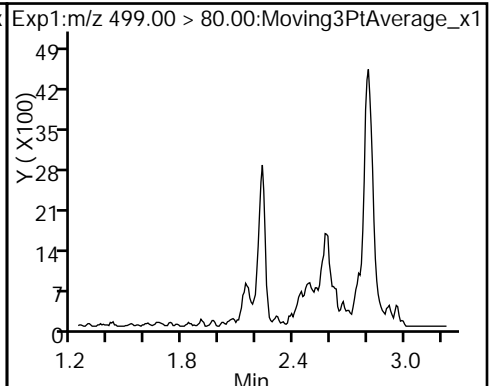
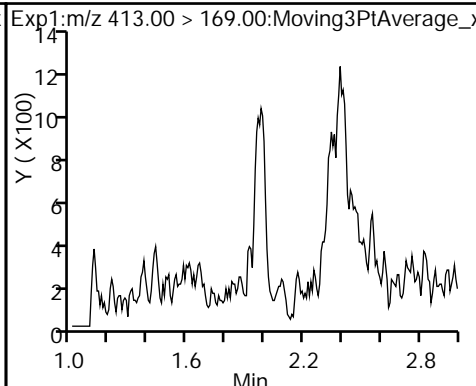
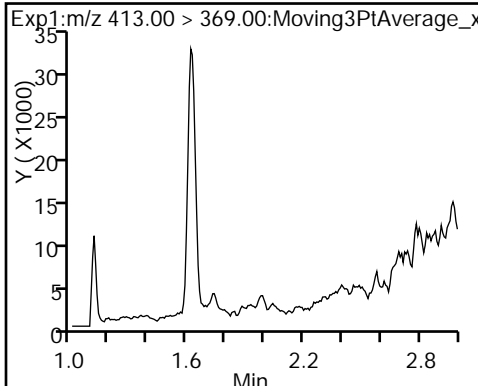
* 6 13C2-PFOA



5 Perfluorooctanoic acid (ND)

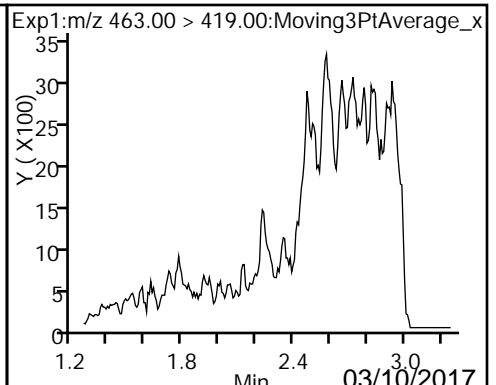
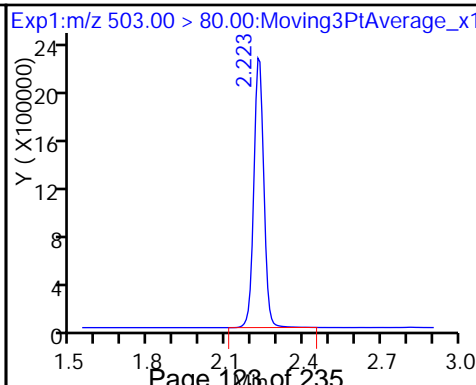
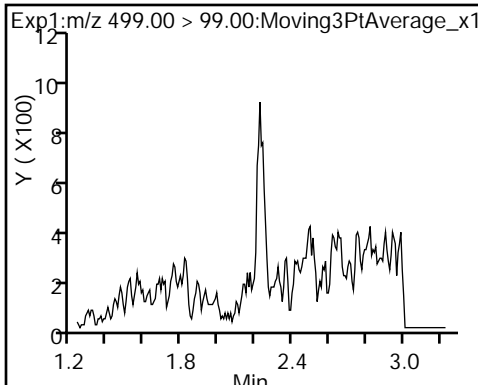
5 Perfluorooctanoic acid (ND)

8 Perfluorooctane sulfonic acid (ND)

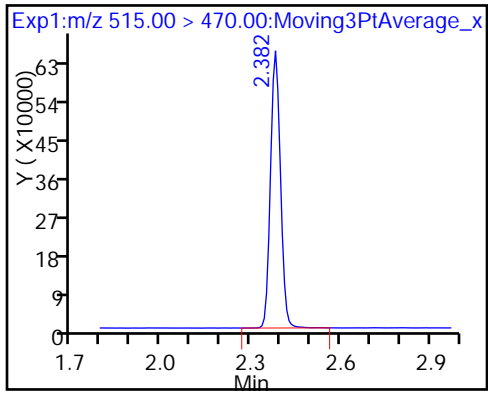


8 Perfluorooctane sulfonic acid (ND) * 7 13C4 PFOS

9 Perfluorononanoic acid (ND)



\$ 10 13C2 PFDA



TestAmerica Sacramento
Recovery Report

Data File: \\ChromNa\Sacramento\ChromData\A8_N\20170309-40642.b\2017.03.09_537A_025.d
 Lims ID: 320-26309-A-6-A
 Client ID: WI-CV-1FB87-0217
 Sample Type: Client
 Inject. Date: 09-Mar-2017 11:28:32 ALS Bottle#: 17 Worklist Smp#: 25
 Injection Vol: 2.0 ul Dil. Factor: 1.0000
 Sample Info: 320-26309-a-6-a
 Misc. Info.: Plate: 1 Rack: 2
 Operator ID: A8-PC\A8 Instrument ID: A8_N
 Method: \\ChromNa\Sacramento\ChromData\A8_N\20170309-40642.b\537_A8_N.m
 Limit Group: LC 537 ICAL
 Last Update: 10-Mar-2017 10:42:40 Calib Date: 06-Mar-2017 10:12:33
 Integrator: Picker
 Quant Method: Internal Standard Quant By: Initial Calibration
 Last ICal File: \\ChromNA\Sacramento\ChromData\A8_N\20170306-40511.b\2017.03.06_537_ICAL_009.d

Column 1 : Det: EXP1
 Process Host: XAWRK031

First Level Reviewer: barnettj Date: 10-Mar-2017 10:39:32

Compound	Amount Added	Amount Recovered	% Rec.
\$ 2 13C2 PFHxA	10.0	10.2	101.69
\$ 10 13C2 PFDA	10.0	9.80	97.95

FORM VI
LCMS BY INTERNAL STANDARD - INITIAL CALIBRATION DATA
CURVE EVALUATION

Lab Name: TestAmerica Sacramento Job No.: 320-26309-1 Analy Batch No.: 153407

SDG No.: _____

Instrument ID: A8_N GC Column: GeminiC18 3 ID: 3(mm) Heated Purge: (Y/N) N

Calibration Start Date: 03/06/2017 09:50 Calibration End Date: 03/06/2017 10:12 Calibration ID: 28784

Calibration Files:

LEVEL:	LAB SAMPLE ID:	LAB FILE ID:
Level 1	IC 320-153407/3	2017.03.06_537_ICAL_004.d
Level 2	IC 320-153407/4	2017.03.06_537_ICAL_005.d
Level 3	IC 320-153407/5	2017.03.06_537_ICAL_006.d
Level 4	IC 320-153407/6	2017.03.06_537_ICAL_007.d
Level 5	IC 320-153407/7	2017.03.06_537_ICAL_008.d
Level 6	IC 320-153407/8	2017.03.06_537_ICAL_009.d

ANALYTE	RRF					CURVE TYPE	COEFFICIENT			#	MIN RRF	%RSD	#	MAX %RSD	R^2 OR COD	#	MIN R^2 OR COD
	LVL 1 LVL 6	LVL 2	LVL 3	LVL 4	LVL 5		B	M1	M2								
Perfluorobutanesulfonic acid (PFBS)	1.1162 0.8349	1.2605	1.1082	0.9831	0.8418	QuaF		1.1278	-0.001746					0.9940			0.9600
Perfluorohexanesulfonic acid	1.5553 1.6127	1.7156	1.6896	1.7197	1.5518	Ave		1.6408			4.7		30.0				
Perfluoroheptanoic acid	0.9526 0.9844	1.0223	0.9493	0.9690	0.9041	Ave		0.9636			4.1		30.0				
Perfluorooctanoic acid (PFOA)	0.9587 1.0328	1.0155	0.9277	0.9922	0.9235	Ave		0.9751			4.7		30.0				
Perfluorooctanesulfonic acid (PFOS)	1.0449 1.1489	1.1283	1.1101	1.1484	1.0910	Ave		1.1119			3.6		30.0				
Perfluorononanoic acid	0.7209 0.7473	0.7725	0.7114	0.6911	0.6721	Ave		0.7192			5.1		30.0				
13C2 PFHxA	1.0170 1.1346	1.0757	1.0271	1.1064	1.0654	Ave		1.0710			4.2		30.0				
13C2 PFDA	0.6478 0.7143	0.6624	0.6450	0.6795	0.6877	Ave		0.6728			3.9		30.0				

Note: The M1 coefficient is the same as Ave RRF for an Ave curve type.

FORM VI
 LCMS BY INTERNAL STANDARD - INITIAL CALIBRATION DATA
 RESPONSE AND CONCENTRATION

Lab Name: TestAmerica Sacramento Job No.: 320-26309-1 Analy Batch No.: 153407

SDG No.: _____

Instrument ID: A8_N GC Column: GeminiC18 3 ID: 3(mm) Heated Purge: (Y/N) N

Calibration Start Date: 03/06/2017 09:50 Calibration End Date: 03/06/2017 10:12 Calibration ID: 28784

Calibration Files:

LEVEL:	LAB SAMPLE ID:	LAB FILE ID:
Level 1	IC 320-153407/3	2017.03.06_537_ICAL_004.d
Level 2	IC 320-153407/4	2017.03.06_537_ICAL_005.d
Level 3	IC 320-153407/5	2017.03.06_537_ICAL_006.d
Level 4	IC 320-153407/6	2017.03.06_537_ICAL_007.d
Level 5	IC 320-153407/7	2017.03.06_537_ICAL_008.d
Level 6	IC 320-153407/8	2017.03.06_537_ICAL_009.d

ANALYTE	IS REF	CURVE TYPE	RESPONSE					CONCENTRATION (NG/ML)				
			LVL 1 LVL 6	LVL 2	LVL 3	LVL 4	LVL 5	LVL 1 LVL 6	LVL 2	LVL 3	LVL 4	LVL 5
Perfluorobutanesulfonic acid (PFBS)	PFOS	QuaF	2573301 34667690	8479498	13791633	25746912	31778413	8.98 178	22.9	45.1	90.9	135
Perfluorohexanesulfonic acid	PFOS	Ave	1208752 22573309	3890424	7088185	15182290	19746983	3.03 60.1	7.72	15.2	30.6	45.4
Perfluoroheptanoic acid	13PF OA	Ave	254601 4673221	801092	1377103	2982886	3968138	0.990 19.7	2.52	4.97	10.0	14.9
Perfluorooctanoic acid (PFOA)	13PF OA	Ave	505152 9667200	1568879	2653216	6021984	7991552	1.95 38.8	4.98	9.81	19.8	29.3
Perfluorooctanesulfonic acid (PFOS)	PFOS	Ave	1075260 21293992	3387968	6166646	13425071	18383468	4.01 79.6	10.2	20.1	40.6	60.1
Perfluorononanoic acid	13PF OA	Ave	403671 7433161	1268153	2162060	4457176	6180287	2.07 41.2	5.29	10.4	21.0	31.1
13C2 PFHxA	13PF OA	Ave	2745566 2737478	3338884	2995105	3397870	3148773	10.0 10.0	10.0	10.0	10.0	10.0
13C2 PFDA	13PF OA	Ave	1748869 1723332	2056221	1880890	2086938	2032603	10.0 10.0	10.0	10.0	10.0	10.0

Curve Type Legend:

Ave = Average ISTD
 QuaF = Quadratic ISTD forced zero

FORM VI
 LCMS BY INTERNAL STANDARD - INITIAL CALIBRATION DATA
 READBACK PERCENT ERROR

Lab Name: TestAmerica Sacramento Job No.: 320-26309-1 Analy Batch No.: 153407

SDG No.: _____

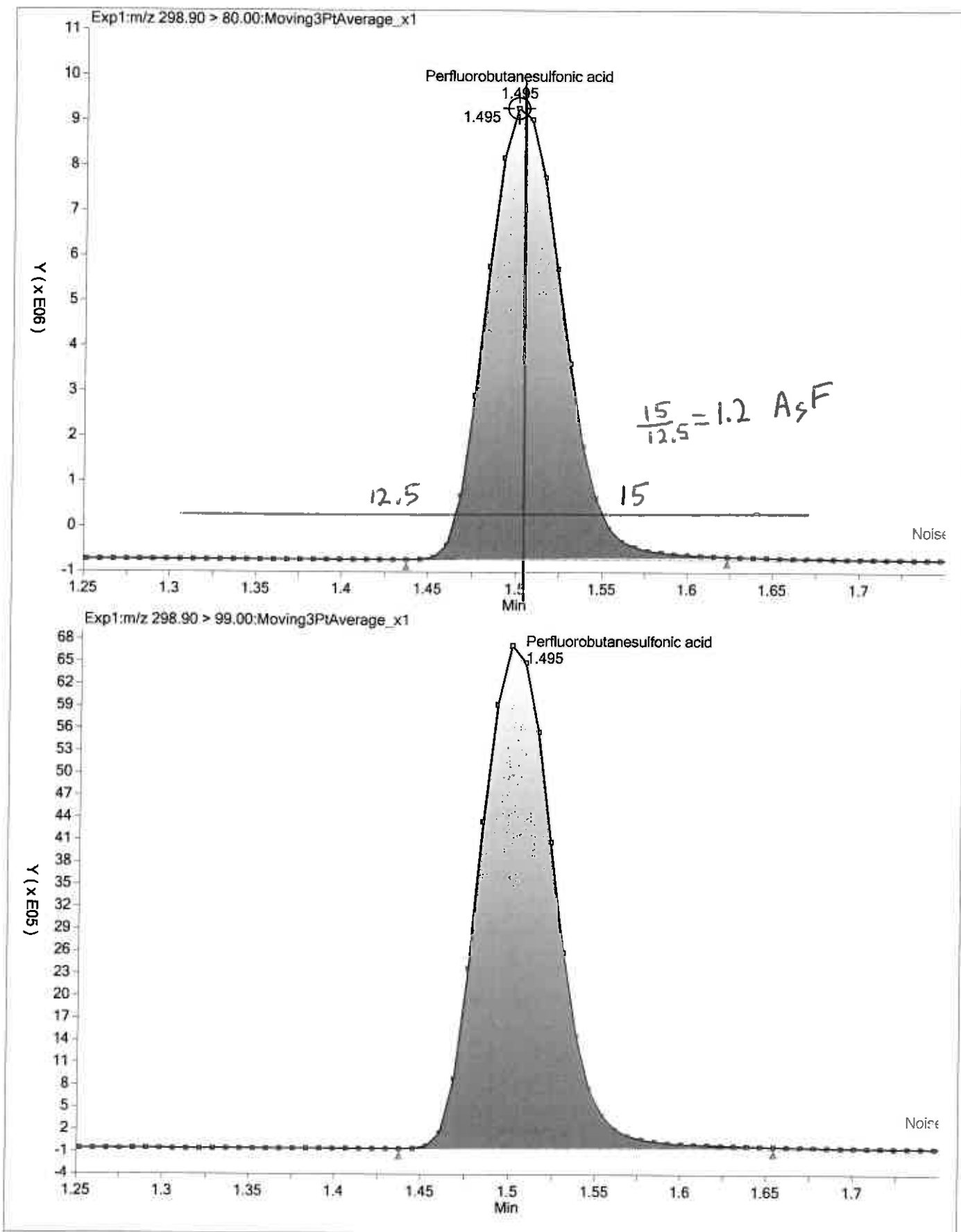
Instrument ID: A8_N GC Column: GeminiC18 3 ID: 3(mm) Heated Purge: (Y/N) N

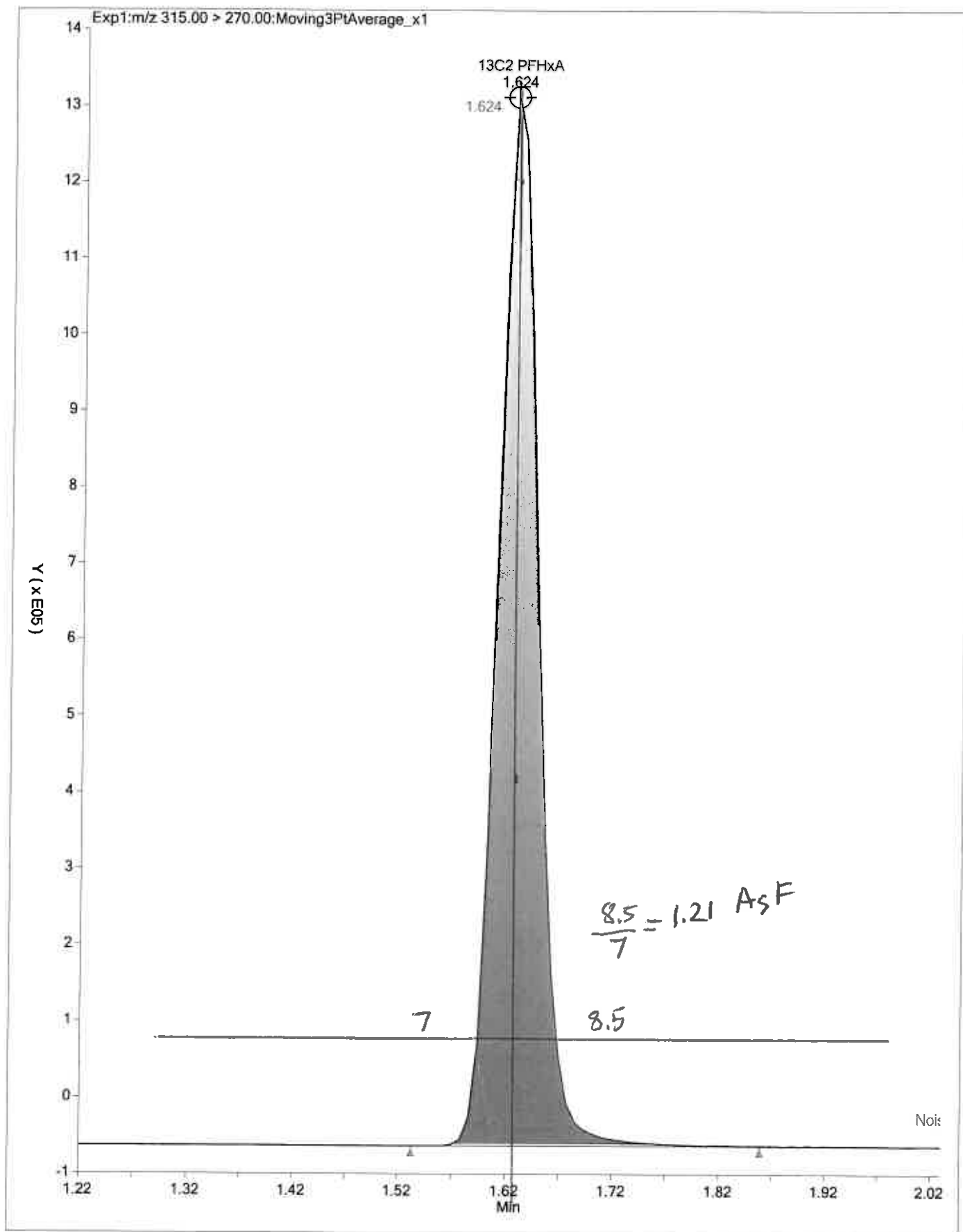
Calibration Start Date: 03/06/2017 09:50 Calibration End Date: 03/06/2017 10:12 Calibration ID: 28784

Calibration Files:

LEVEL:	LAB SAMPLE ID:	LAB FILE ID:
Level 1	IC 320-153407/3	2017.03.06_537_ICAL_004.d
Level 2	IC 320-153407/4	2017.03.06_537_ICAL_005.d
Level 3	IC 320-153407/5	2017.03.06_537_ICAL_006.d
Level 4	IC 320-153407/6	2017.03.06_537_ICAL_007.d
Level 5	IC 320-153407/7	2017.03.06_537_ICAL_008.d
Level 6	IC 320-153407/8	2017.03.06_537_ICAL_009.d

ANALYTE	PERCENT ERROR						PERCENT ERROR LIMIT					
	LVL 1 #	LVL 2 #	LVL 3 #	LVL 4 #	LVL 5 #	LVL 6 #	LVL 1	LVL 2	LVL 3	LVL 4	LVL 5	LVL 6
Perfluorobutanesulfonic acid (PFBS)	0.4	16.6	6.1	1.7	-7.5	3.8	50	50	50	50	50	50
Perfluorohexanesulfonic acid	-5.2	4.6	3.0	4.8	-5.4	-1.7	50	50	50	50	50	50
Perfluoroheptanoic acid	-1.1	6.1	-1.5	0.6	-6.2	2.2	50	50	50	50	50	50
Perfluorooctanoic acid (PFOA)	-1.7	4.1	-4.9	1.8	-5.3	5.9	50	50	50	50	50	50
Perfluorooctanesulfonic acid (PFOS)	-6.0	1.5	-0.2	3.3	-1.9	3.3	50	50	50	50	50	50
Perfluorononanoic acid	0.2	7.4	-1.1	-3.9	-6.6	3.9	50	50	50	50	50	50
13C2 PFHxA	-5.0	0.4	-4.1	3.3	-0.5	5.9	30	30	30	30	30	30
13C2 PFDA	-3.7	-1.5	-4.1	1.0	2.2	6.2	30	30	30	30	30	30





TestAmerica Sacramento
Target Compound Quantitation Report

Data File: \\ChromNa\Sacramento\ChromData\A8_N\20170306-40511.b\2017.03.06_537_ICAL_004.d
 Lims ID: IC L1
 Client ID:
 Sample Type: IC Calib Level: 1
 Inject. Date: 06-Mar-2017 09:50:35 ALS Bottle#: 1 Worklist Smp#: 3
 Injection Vol: 2.0 ul Dil. Factor: 1.0000
 Sample Info: L1_537
 Misc. Info.: Plate: 1 Rack: 1
 Operator ID: A8-PC\A8 Instrument ID: A8_N
 Sublist: chrom-537_A8_N*sub1
 Method: \\ChromNa\Sacramento\ChromData\A8_N\20170306-40511.b\537_A8_N.m
 Limit Group: LC 537 ICAL
 Last Update: 06-Mar-2017 13:27:15 Calib Date: 06-Mar-2017 10:12:33
 Integrator: Picker
 Quant Method: Internal Standard Quant By: Initial Calibration
 Last ICal File: \\ChromNA\Sacramento\ChromData\A8_N\20170306-40511.b\2017.03.06_537_ICAL_009.d

Column 1 : Det: EXP1
 Process Host: XAWRK021

First Level Reviewer: westendorfc Date: 06-Mar-2017 11:03:28

Signal	RT	EXP RT	DLT RT	REL RT	Response	Amount ng/ml	Ratio(Limits)	S/N	Flags
1 Perfluorobutanesulfonic acid									
298.90 > 80.00	1.502	1.498	0.004	1.000	2573301	9.01		586	
298.90 > 99.00	1.502	1.498	0.004	1.000	1849015		1.39(0.00-0.00)	569	
\$ 2 13C2 PFHxA									
315.00 > 270.00	1.631	1.627	0.004	1.000	2745566	9.50		6858	
3 Perfluorohexanesulfonic acid									
399.00 > 80.00	1.791	1.785	0.006	1.000	1208752	2.87		360	
4 Perfluoroheptanoic acid									
363.00 > 319.00	1.791	1.787	0.004	1.000	254601	0.9787		46.4	
* 6 13C2-PFOA									
415.00 > 370.00	2.011	1.999	0.012		2699611	10.0		5712	
5 Perfluorooctanoic acid									
413.00 > 369.00	2.011	2.000	0.011	1.000	505152	1.92		38.0	
413.00 > 169.00	2.011	2.000	0.011	1.000	289657		1.74(0.00-0.00)	601	
8 Perfluorooctane sulfonic acid									
499.00 > 80.00	2.253	2.238	0.015	1.000	1075260	3.77		2411	
499.00 > 99.00	2.253	2.238	0.015	1.000	260005		4.14(0.00-0.00)	501	
* 7 13C4 PFOS									
503.00 > 80.00	2.253	2.246	0.007		7366391	28.7		11176	
9 Perfluorononanoic acid									
463.00 > 419.00	2.261	2.256	0.005	1.000	403671	2.08		154	
\$ 10 13C2 PFDA									
515.00 > 470.00	2.397	2.394	0.003	1.000	1748869	9.63		2663	

Reagents:

LC537-L1_00017

Amount Added: 1.00

Units: mL

TestAmerica Sacramento

Data File: \\ChromNa\Sacramento\ChromData\A8_N\20170306-40511.b\2017.03.06_537_ICAL_004.d

Injection Date: 06-Mar-2017 09:50:35

Instrument ID: A8_N

Lims ID: IC L1

Client ID:

Operator ID: A8-PC\A8

ALS Bottle#: 1

Worklist Smp#: 3

Injection Vol: 2.0 ul

Dil. Factor: 1.0000

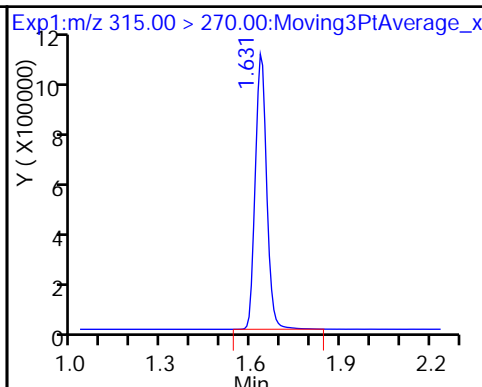
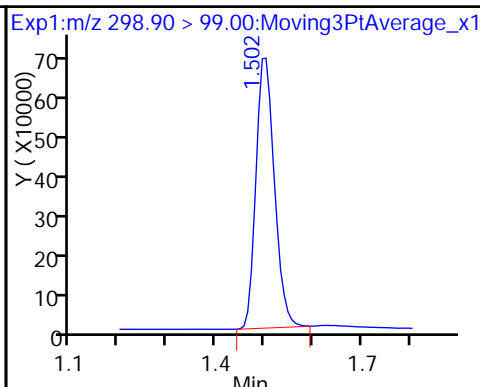
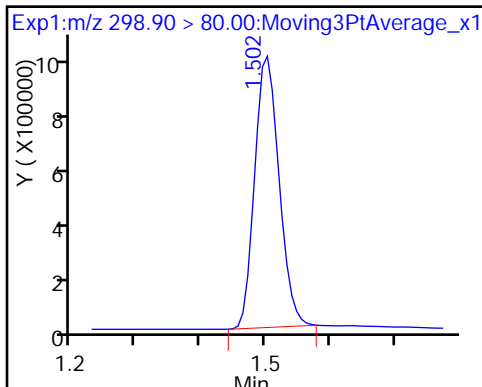
Method: 537_A8_N

Limit Group: LC 537 ICAL

1 Perfluorobutanesulfonic acid

1 Perfluorobutanesulfonic acid

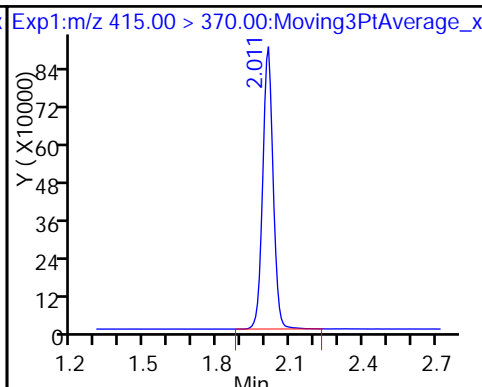
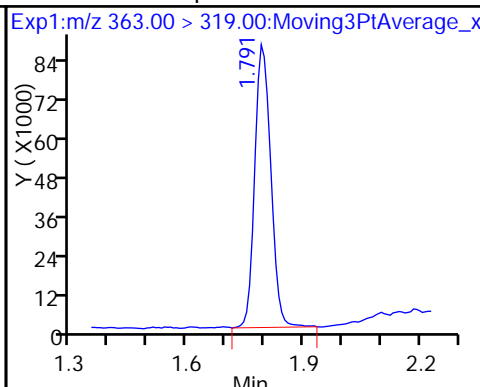
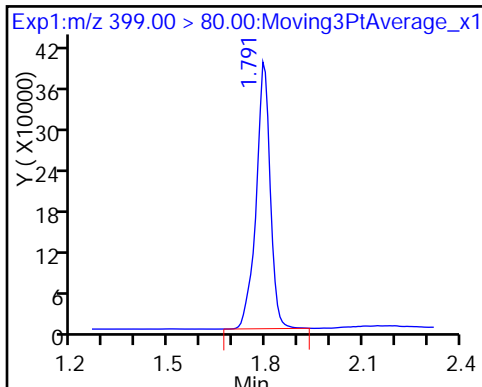
\$ 2 13C2 PFHxA



3 Perfluorohexanesulfonic acid

4 Perfluoroheptanoic acid

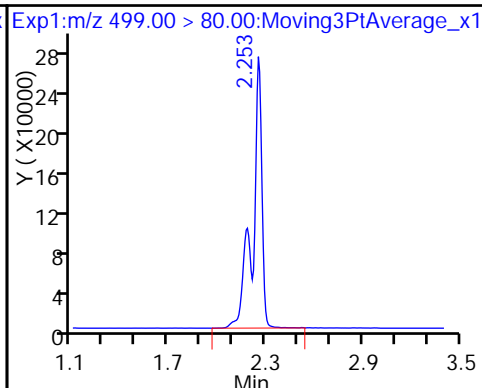
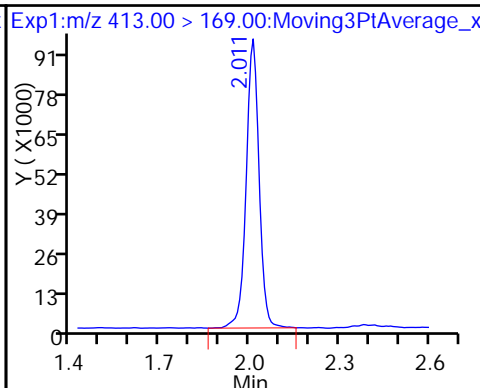
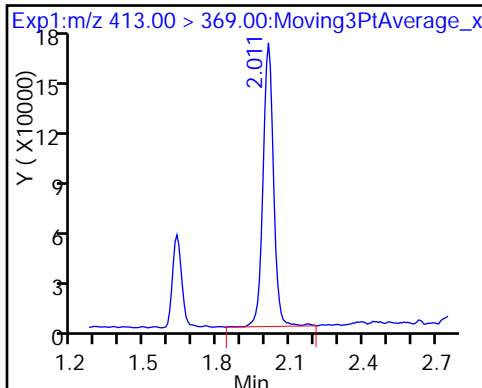
* 6 13C2-PFOA



5 Perfluorooctanoic acid

5 Perfluorooctanoic acid

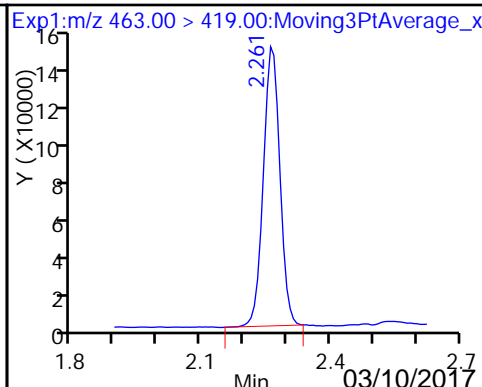
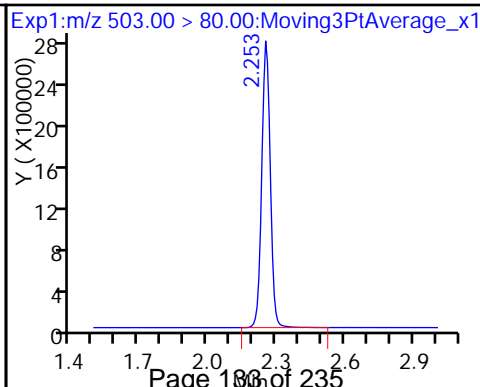
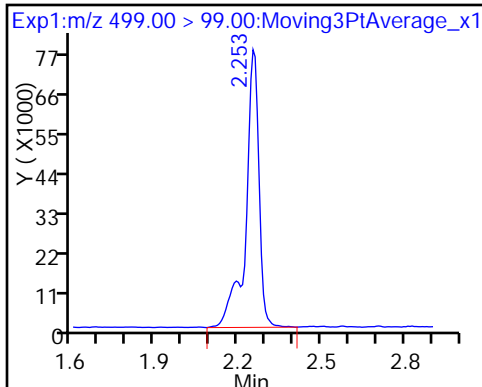
8 Perfluorooctane sulfonic acid



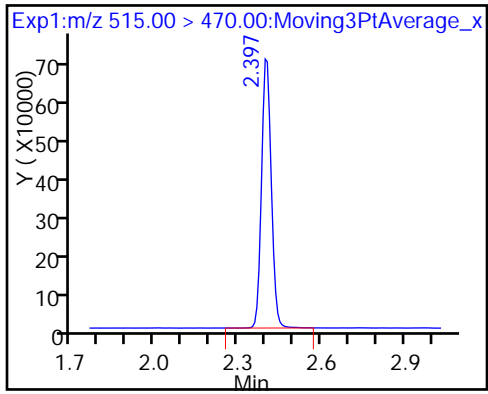
8 Perfluorooctane sulfonic acid

* 7 13C4 PFOS

9 Perfluorononanoic acid



\$ 10 13C2 PFDA



TestAmerica Sacramento
Target Compound Quantitation Report

Data File: \\ChromNa\Sacramento\ChromData\A8_N\20170306-40511.b\2017.03.06_537_ICAL_005.d
 Lims ID: IC L2
 Client ID:
 Sample Type: IC Calib Level: 2
 Inject. Date: 06-Mar-2017 09:55:00 ALS Bottle#: 2 Worklist Smp#: 4
 Injection Vol: 2.0 ul Dil. Factor: 1.0000
 Sample Info: L2_537
 Misc. Info.: Plate: 1 Rack: 1
 Operator ID: A8-PC\A8 Instrument ID: A8_N
 Sublist: chrom-537_A8_N*sub1
 Method: \\ChromNa\Sacramento\ChromData\A8_N\20170306-40511.b\537_A8_N.m
 Limit Group: LC 537 ICAL
 Last Update: 06-Mar-2017 13:27:16 Calib Date: 06-Mar-2017 10:12:33
 Integrator: Picker
 Quant Method: Internal Standard Quant By: Initial Calibration
 Last ICal File: \\ChromNA\Sacramento\ChromData\A8_N\20170306-40511.b\2017.03.06_537_ICAL_009.d

Column 1 : Det: EXP1
 Process Host: XAWRK021

First Level Reviewer: westendorfc Date: 06-Mar-2017 11:03:36

Signal	RT	EXP RT	DLT RT	REL RT	Response	Amount ng/ml	Ratio(Limits)	S/N	Flags
1 Perfluorobutanesulfonic acid									
298.90 > 80.00	1.502	1.498	0.004	1.000	8479498	26.7		1361	
298.90 > 99.00	1.502	1.498	0.004	1.000	5942699		1.43(0.00-0.00)	1522	
\$ 2 13C2 PFHxA									
315.00 > 270.00	1.631	1.627	0.004	1.000	3338884	10.0		6867	
3 Perfluorohexanesulfonic acid									
399.00 > 80.00	1.791	1.785	0.006	1.000	3890424	8.07		1006	
4 Perfluoroheptanoic acid									
363.00 > 319.00	1.791	1.787	0.004	1.000	801092	2.68		145	
* 6 13C2-PFOA									
415.00 > 370.00	2.003	1.999	0.004		3103965	10.0		5949	
5 Perfluorooctanoic acid									
413.00 > 369.00	2.011	2.000	0.011	1.000	1568879	5.18		124	
413.00 > 169.00	2.011	2.000	0.011	1.000	903181		1.74(0.00-0.00)	1545	
8 Perfluorooctane sulfonic acid									
499.00 > 80.00	2.253	2.238	0.015	1.000	3387968	10.4		5886	
499.00 > 99.00	2.253	2.238	0.015	1.000	812346		4.17(0.00-0.00)	1585	
* 7 13C4 PFOS									
503.00 > 80.00	2.253	2.246	0.007		8429009	28.7		9970	
9 Perfluorononanoic acid									
463.00 > 419.00	2.261	2.256	0.005	1.000	1268153	5.68		476	
\$ 10 13C2 PFDA									
515.00 > 470.00	2.405	2.394	0.011	1.000	2056221	9.85		2798	

Reagents:

LC537-L2_00016

Amount Added: 1.00

Units: mL

TestAmerica Sacramento

Data File: \\ChromNa\Sacramento\ChromData\A8_N\20170306-40511.b\2017.03.06_537_ICAL_005.d

Injection Date: 06-Mar-2017 09:55:00

Instrument ID: A8_N

Lims ID: IC L2

Client ID:

Operator ID: A8-PC\A8

ALS Bottle#: 2

Worklist Smp#: 4

Injection Vol: 2.0 ul

Dil. Factor: 1.0000

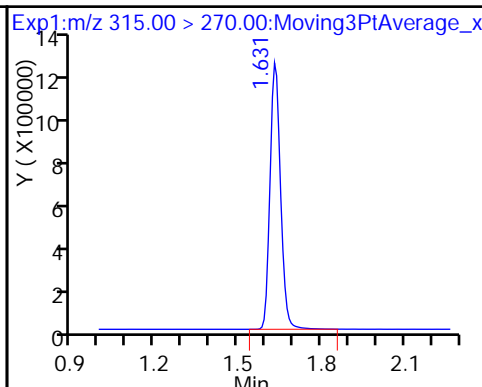
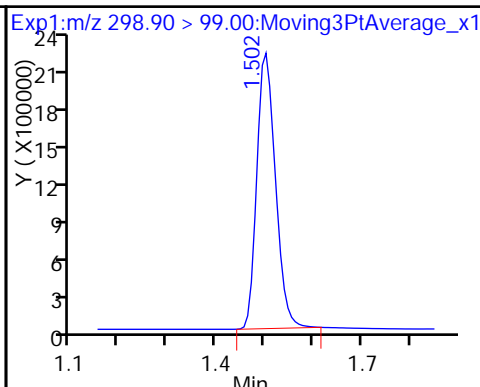
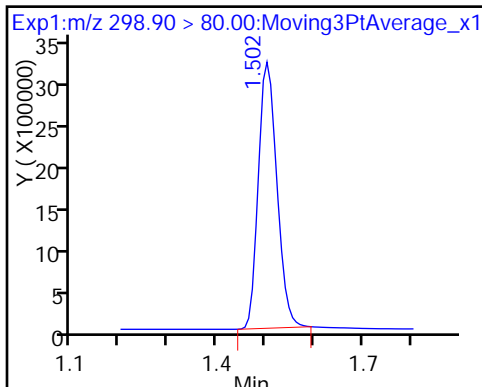
Method: 537_A8_N

Limit Group: LC 537 ICAL

1 Perfluorobutanesulfonic acid

1 Perfluorobutanesulfonic acid

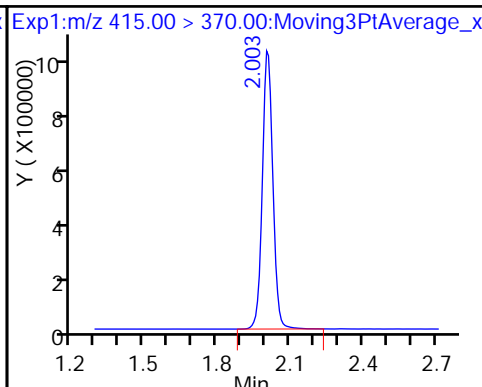
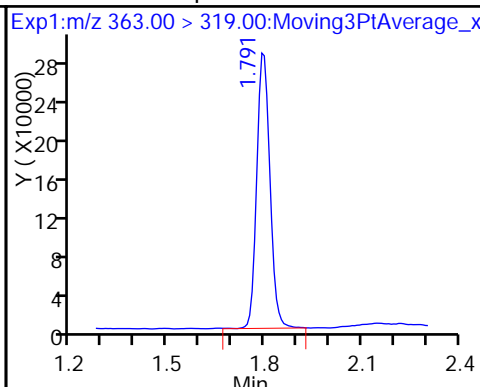
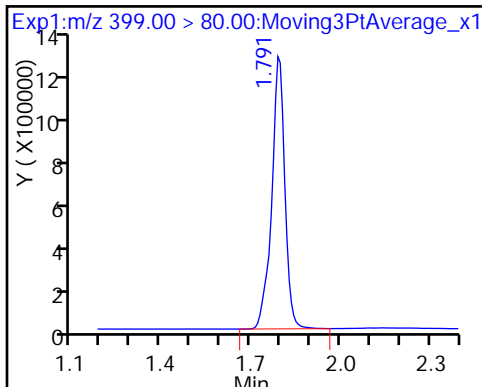
\$ 2 13C2 PFHxA



3 Perfluorohexanesulfonic acid

4 Perfluoroheptanoic acid

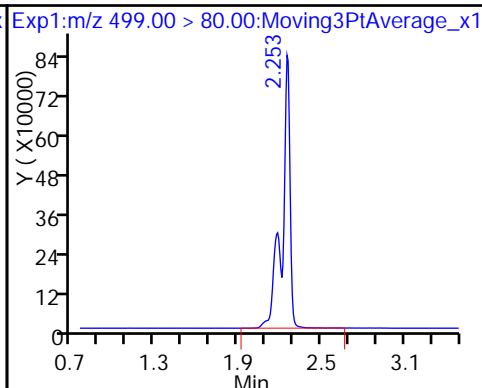
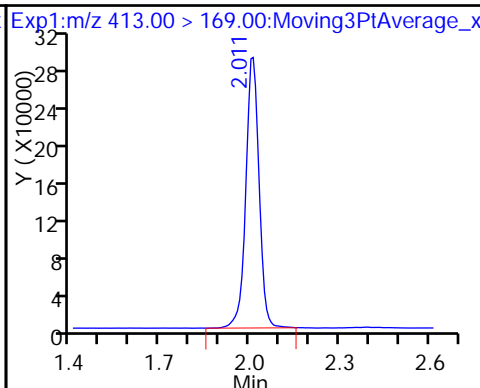
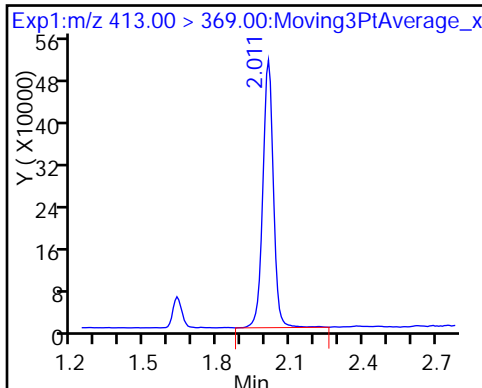
* 6 13C2-PFOA



5 Perfluorooctanoic acid

5 Perfluorooctanoic acid

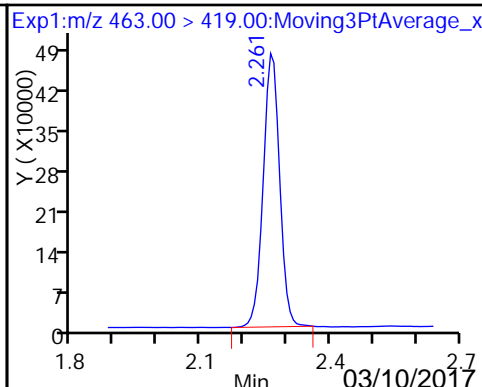
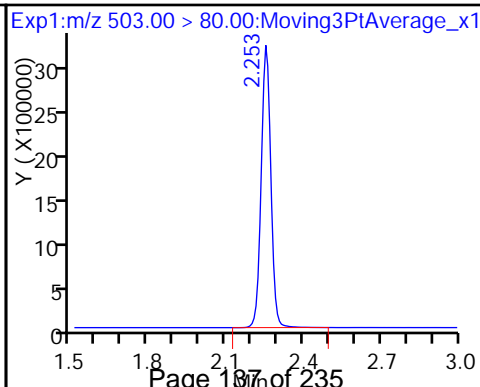
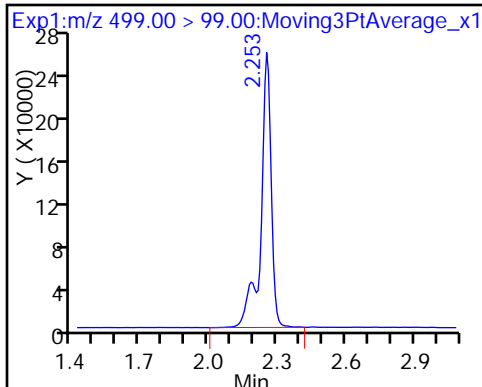
8 Perfluorooctane sulfonic acid



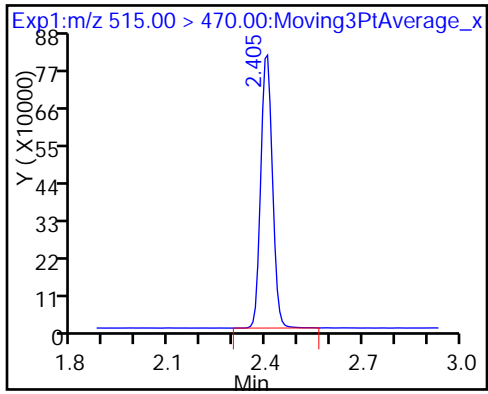
8 Perfluorooctane sulfonic acid

* 7 13C4 PFOS

9 Perfluorononanoic acid



\$ 10 13C2 PFDA



TestAmerica Sacramento
Target Compound Quantitation Report

Data File: \\ChromNa\Sacramento\ChromData\A8_N\20170306-40511.b\2017.03.06_537_ICAL_006.d
 Lims ID: IC L3
 Client ID:
 Sample Type: IC Calib Level: 3
 Inject. Date: 06-Mar-2017 09:59:23 ALS Bottle#: 3 Worklist Smp#: 5
 Injection Vol: 2.0 ul Dil. Factor: 1.0000
 Sample Info: L3_537
 Misc. Info.: Plate: 1 Rack: 1
 Operator ID: A8-PC\A8 Instrument ID: A8_N
 Sublist: chrom-537_A8_N*sub1
 Method: \\ChromNa\Sacramento\ChromData\A8_N\20170306-40511.b\537_A8_N.m
 Limit Group: LC 537 ICAL
 Last Update: 06-Mar-2017 13:27:17 Calib Date: 06-Mar-2017 10:12:33
 Integrator: Picker
 Quant Method: Internal Standard Quant By: Initial Calibration
 Last ICal File: \\ChromNA\Sacramento\ChromData\A8_N\20170306-40511.b\2017.03.06_537_ICAL_009.d

Column 1 : Det: EXP1
 Process Host: XAWRK021

First Level Reviewer: westendorfc Date: 06-Mar-2017 11:01:31

Signal	RT	EXP RT	DLT RT	REL RT	Response	Amount ng/ml	Ratio(Limits)	S/N	Flags
1 Perfluorobutanesulfonic acid									
298.90 > 80.00	1.495	1.498	-0.003	1.000	13791633	47.9		1639	
298.90 > 99.00	1.495	1.498	-0.003	1.000	10038548		1.37(0.00-0.00)	2054	
\$ 2 13C2 PFHxA									
315.00 > 270.00	1.624	1.627	-0.003	1.000	2995105	9.59		7105	
3 Perfluorohexanesulfonic acid									
399.00 > 80.00	1.783	1.785	-0.002	1.000	7088185	15.7		1635	
4 Perfluoroheptanoic acid									
363.00 > 319.00	1.783	1.787	-0.004	1.000	1377103	4.90		246	
* 6 13C2-PFOA									
415.00 > 370.00	1.995	1.999	-0.004		2916019	10.0		6011	
5 Perfluorooctanoic acid									
413.00 > 369.00	1.995	2.000	-0.005	1.000	2653216	9.33		206	
413.00 > 169.00	1.995	2.000	-0.005	1.000	1582790		1.68(0.00-0.00)	2335	
8 Perfluorooctane sulfonic acid									
499.00 > 80.00	2.246	2.238	0.008	1.000	6166646	20.1		6580	M
499.00 > 99.00	2.246	2.238	0.008	1.000	1495877		4.12(0.00-0.00)	2410	M
* 7 13C4 PFOS									
503.00 > 80.00	2.246	2.246	0.0		7913409	28.7		8673	
9 Perfluorononanoic acid									
463.00 > 419.00	2.253	2.256	-0.003	1.000	2162060	10.3		774	
\$ 10 13C2 PFDA									
515.00 > 470.00	2.390	2.394	-0.004	1.000	1880890	9.59		2686	

QC Flag Legend

Review Flags

M - Manually Integrated

Reagents:

LC537-L3_00019

Amount Added: 1.00

Units: mL

TestAmerica Sacramento

Data File: \\ChromNa\Sacramento\ChromData\A8_N\20170306-40511.b\2017.03.06_537_ICAL_006.d

Injection Date: 06-Mar-2017 09:59:23

Instrument ID: A8_N

Lims ID: IC L3

Client ID:

Operator ID: A8-PC\A8

ALS Bottle#: 3

Worklist Smp#: 5

Injection Vol: 2.0 ul

Dil. Factor: 1.0000

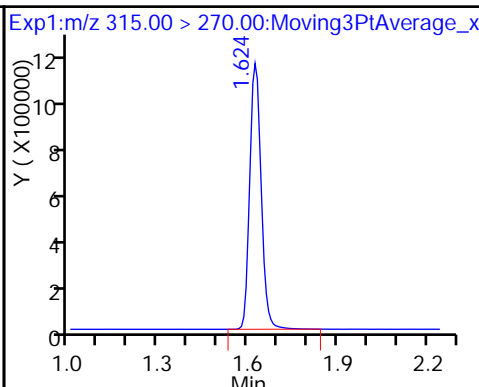
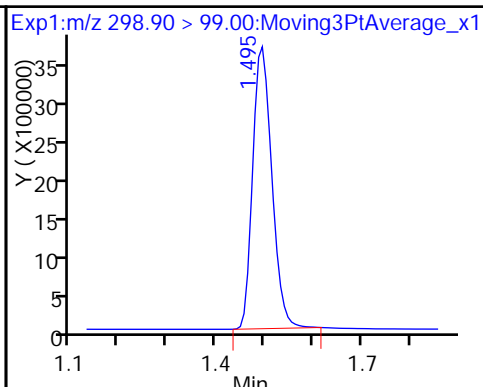
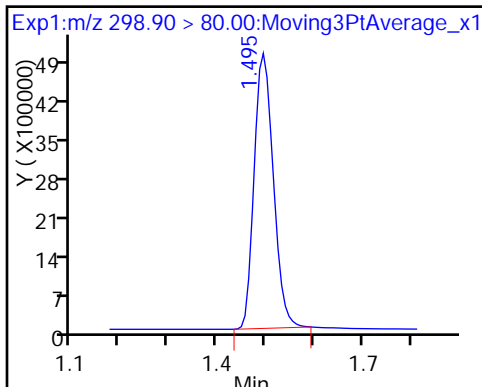
Method: 537_A8_N

Limit Group: LC 537 ICAL

1 Perfluorobutanesulfonic acid

1 Perfluorobutanesulfonic acid

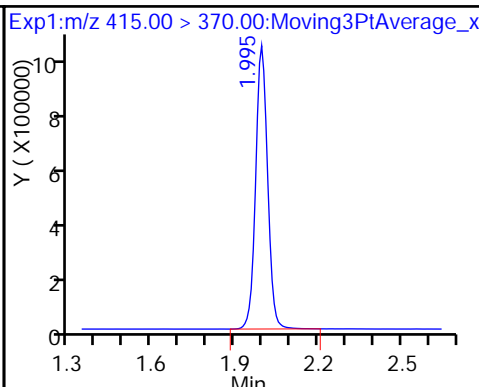
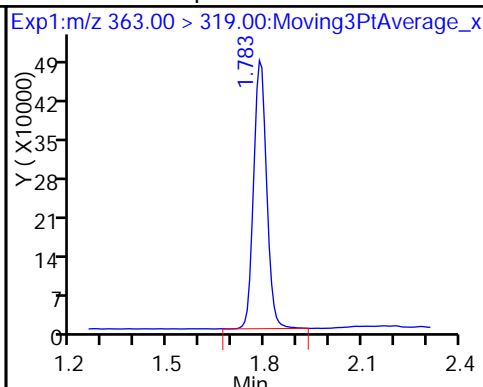
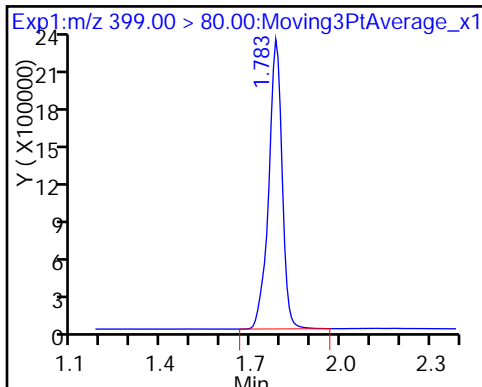
\$ 2 13C2 PFHxA



3 Perfluorohexanesulfonic acid

4 Perfluoroheptanoic acid

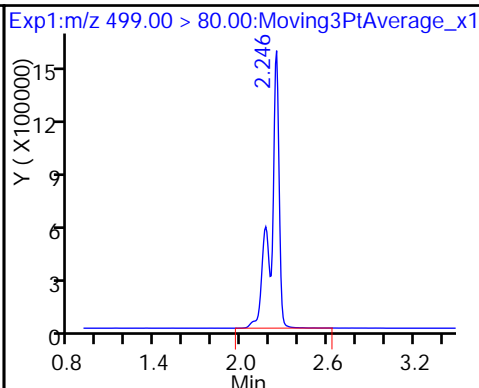
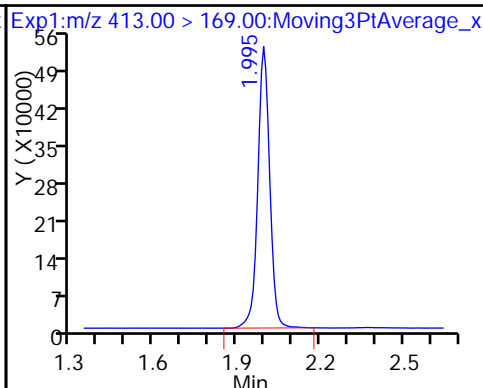
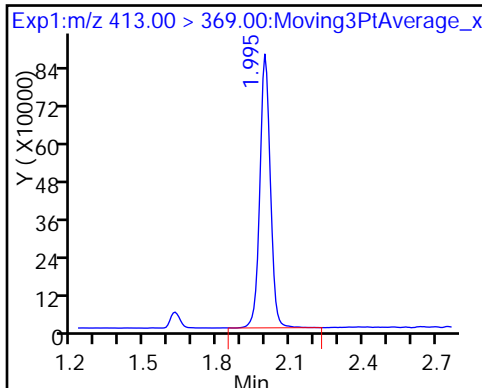
* 6 13C2-PFOA



5 Perfluorooctanoic acid

5 Perfluorooctanoic acid

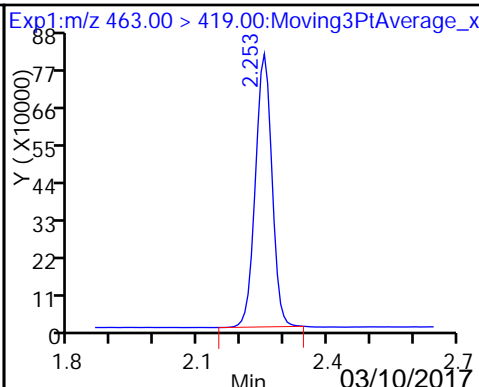
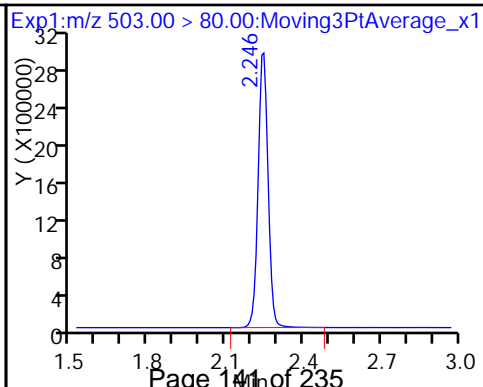
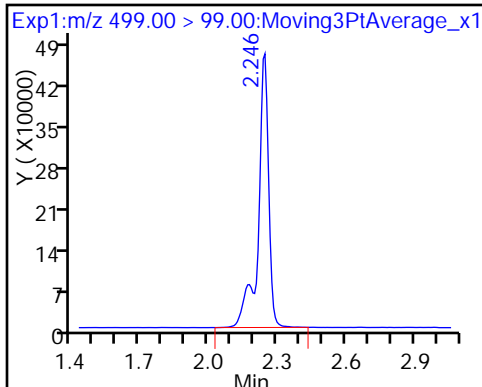
8 Perfluorooctane sulfonic acid



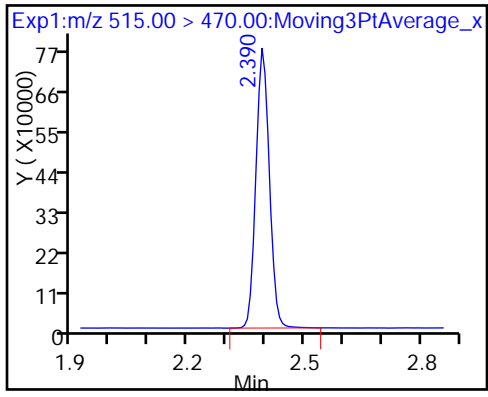
8 Perfluorooctane sulfonic acid (M)

* 7 13C4 PFOS

9 Perfluorononanoic acid



\$ 10 13C2 PFDA



TestAmerica Sacramento

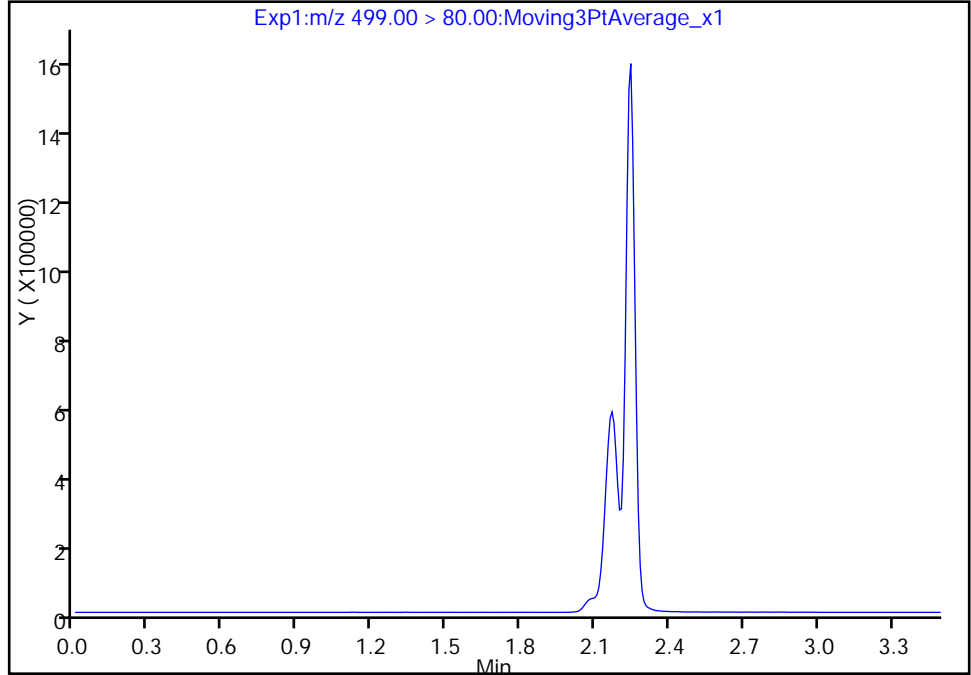
Data File: \\ChromNa\Sacramento\ChromData\A8_N\20170306-40511.b\2017.03.06_537_ICAL_006.d
Injection Date: 06-Mar-2017 09:59:23 Instrument ID: A8_N
Lims ID: IC L3
Client ID:
Operator ID: A8-PC\A8 ALS Bottle#: 3 Worklist Smp#: 5
Injection Vol: 2.0 ul Dil. Factor: 1.0000
Method: 537_A8_N Limit Group: LC 537 ICAL
Column: Detector EXP1

8 Perfluorooctane sulfonic acid, CAS: 1763-23-1

Signal: 1

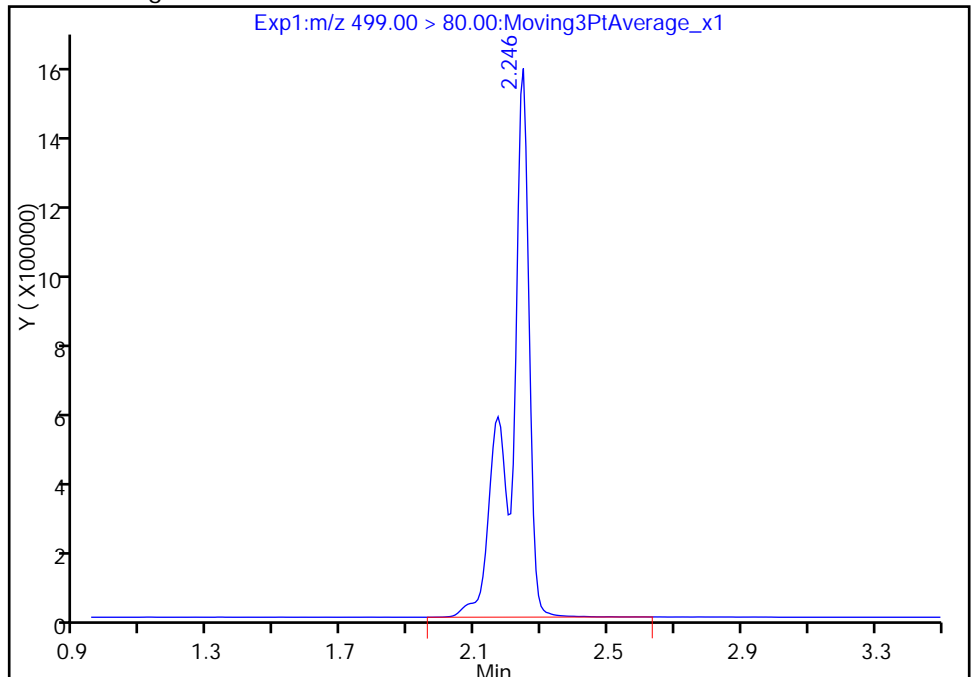
Not Detected
Expected RT: 2.24

Processing Integration Results



Manual Integration Results

RT: 2.25
Area: 6166646
Amount: 20.100009
Amount Units: ng/ml



Reviewer: westendorfc, 06-Mar-2017 13:27:17
Audit Action: Assigned Compound ID

Audit Reason:

TestAmerica Sacramento

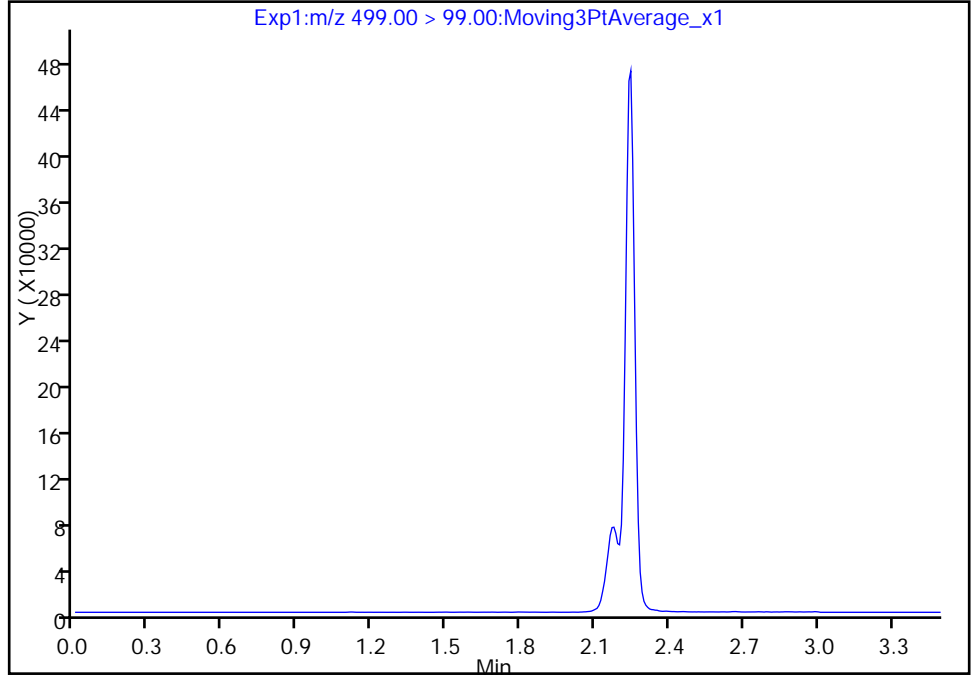
Data File: \\ChromNa\Sacramento\ChromData\A8_N\20170306-40511.b\2017.03.06_537_ICAL_006.d
Injection Date: 06-Mar-2017 09:59:23 Instrument ID: A8_N
Lims ID: IC L3
Client ID:
Operator ID: A8-PC\A8 ALS Bottle#: 3 Worklist Smp#: 5
Injection Vol: 2.0 ul Dil. Factor: 1.0000
Method: 537_A8_N Limit Group: LC 537 ICAL
Column: Detector EXP1

8 Perfluorooctane sulfonic acid, CAS: 1763-23-1

Signal: 2

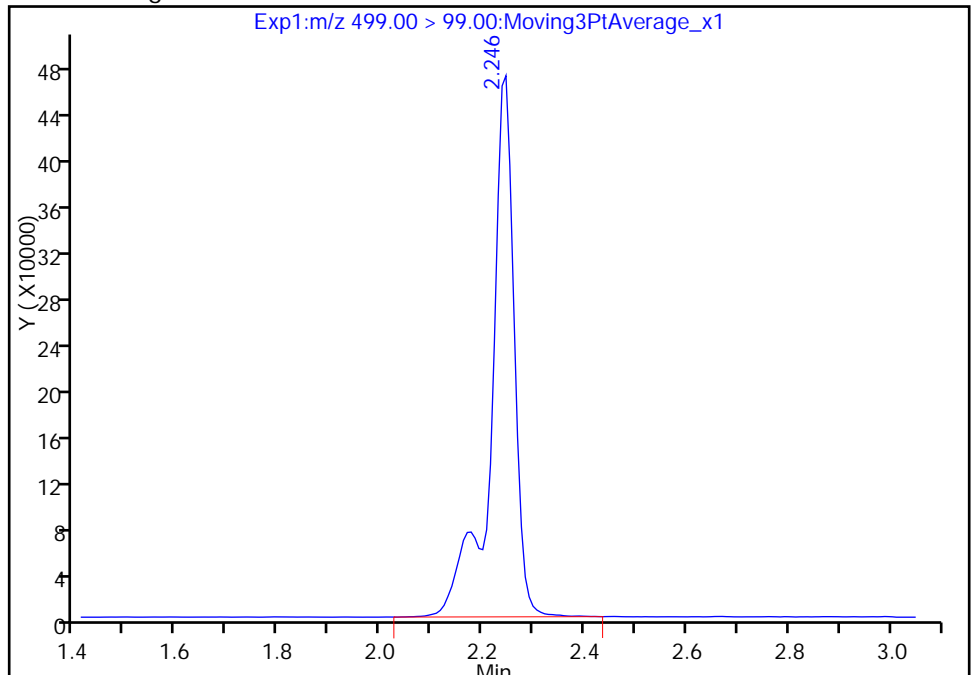
Not Detected
Expected RT: 2.24

Processing Integration Results



Manual Integration Results

RT: 2.25
Area: 1495877
Amount: 20.100009
Amount Units: ng/ml



Reviewer: westendorfc, 06-Mar-2017 13:27:17

Audit Action: Manually Integrated

Audit Reason: Isomers

TestAmerica Sacramento
Target Compound Quantitation Report

Data File: \\ChromNa\Sacramento\ChromData\A8_N\20170306-40511.b\2017.03.06_537_ICAL_007.d
 Lims ID: IC L4
 Client ID:
 Sample Type: ICISAV Calib Level: 4
 Inject. Date: 06-Mar-2017 10:03:46 ALS Bottle#: 4 Worklist Smp#: 6
 Injection Vol: 2.0 ul Dil. Factor: 1.0000
 Sample Info: L4_537
 Misc. Info.: Plate: 1 Rack: 1
 Operator ID: A8-PC\A8 Instrument ID: A8_N
 Sublist: chrom-537_A8_N*sub1
 Method: \\ChromNa\Sacramento\ChromData\A8_N\20170306-40511.b\537_A8_N.m
 Limit Group: LC 537 ICAL
 Last Update: 06-Mar-2017 13:27:19 Calib Date: 06-Mar-2017 10:12:33
 Integrator: Picker
 Quant Method: Internal Standard Quant By: Initial Calibration
 Last ICal File: \\ChromNA\Sacramento\ChromData\A8_N\20170306-40511.b\2017.03.06_537_ICAL_009.d

Column 1 : Det: EXP1
 Process Host: XAWRK021

First Level Reviewer: westendorfc Date: 06-Mar-2017 10:32:36

Signal	RT	EXP RT	DLT RT	REL RT	Response	Amount ng/ml	Ratio(Limits)	S/N	Flags
1 Perfluorobutanesulfonic acid									
298.90 > 80.00	1.495	1.498	-0.003	1.000	25746912	92.5		2044	
298.90 > 99.00	1.495	1.498	-0.003	1.000	19499933		1.32(0.00-0.00)	2638	
\$ 2 13C2 PFHxA									
315.00 > 270.00	1.624	1.627	-0.003	1.000	3397870	10.3		6944	
3 Perfluorohexanesulfonic acid									
399.00 > 80.00	1.783	1.785	-0.002	1.000	15182290	32.1		2904	
4 Perfluoroheptanoic acid									
363.00 > 319.00	1.783	1.787	-0.004	1.000	2982886	10.1		425	
* 6 13C2-PFOA									
415.00 > 370.00	1.995	1.999	-0.004		3071166	10.0		5721	
5 Perfluorooctanoic acid									
413.00 > 369.00	1.995	2.000	-0.005	1.000	6021984	20.1		392	
413.00 > 169.00	1.995	2.000	-0.005	1.000	3538360		1.70(0.00-0.00)	3504	
8 Perfluorooctane sulfonic acid									
499.00 > 80.00	2.246	2.238	0.008	1.000	13425071	41.9		8811	
499.00 > 99.00	2.208	2.238	-0.030	0.983	3162897		4.24(0.00-0.00)	622	
* 7 13C4 PFOS									
503.00 > 80.00	2.238	2.246	-0.008		8264872	28.7		10477	
9 Perfluorononanoic acid									
463.00 > 419.00	2.253	2.256	-0.003	1.000	4457176	20.2		1520	
\$ 10 13C2 PFDA									
515.00 > 470.00	2.390	2.394	-0.004	1.000	2086938	10.1		2964	

Reagents:

LC537-L4_00017

Amount Added: 1.00

Units: mL

TestAmerica Sacramento

Data File: \\ChromNa\Sacramento\ChromData\A8_N\20170306-40511.b\2017.03.06_537_ICAL_007.d

Injection Date: 06-Mar-2017 10:03:46

Instrument ID: A8_N

Lims ID: IC L4

Client ID:

Operator ID: A8-PC\A8

ALS Bottle#: 4

Worklist Smp#: 6

Injection Vol: 2.0 ul

Dil. Factor: 1.0000

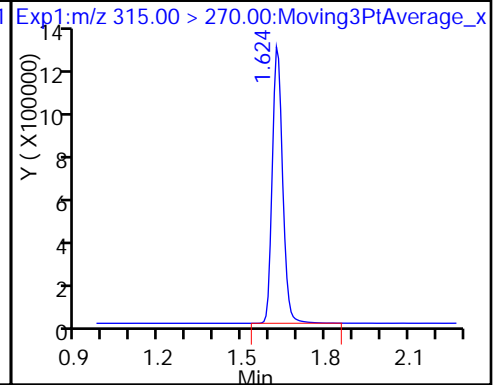
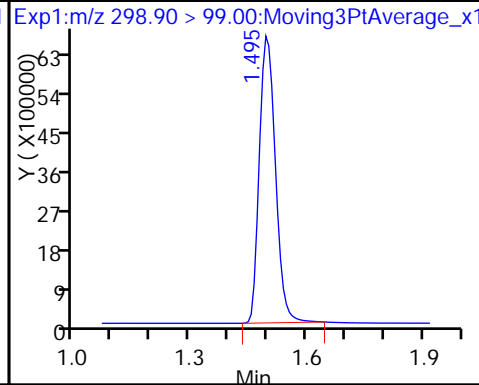
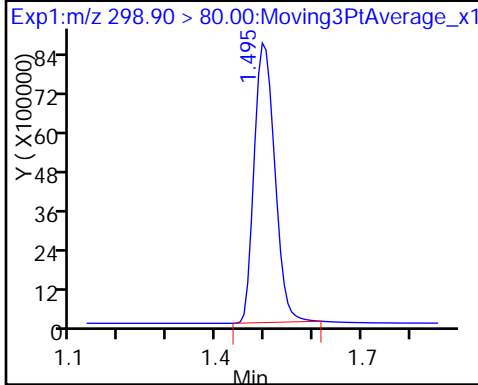
Method: 537_A8_N

Limit Group: LC 537 ICA

1 Perfluorobutanesulfonic acid

1 Perfluorobutanesulfonic acid

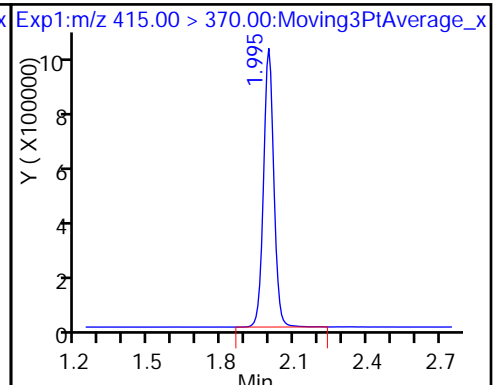
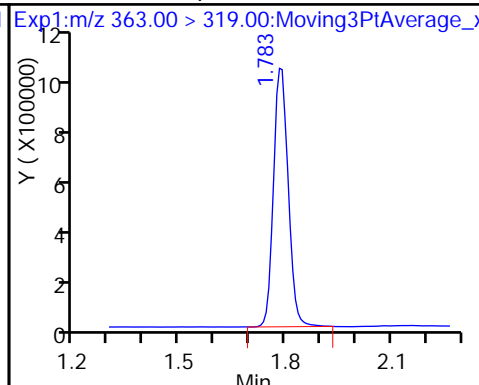
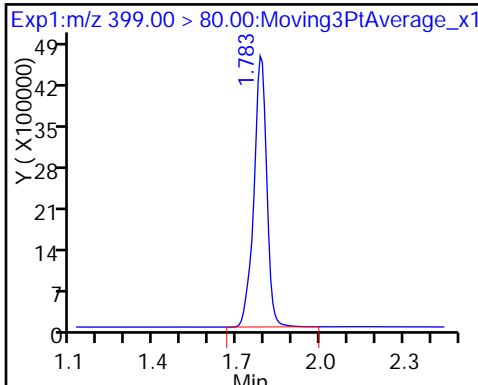
\$ 2 13C2 PFHxA



3 Perfluorohexanesulfonic acid

4 Perfluoroheptanoic acid

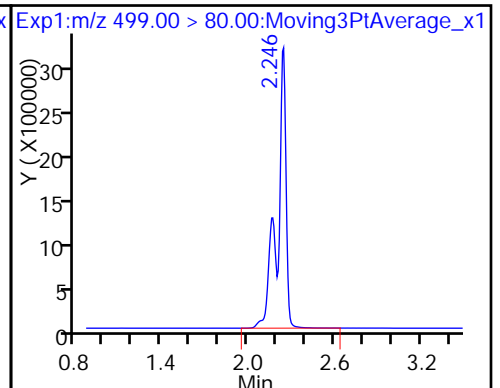
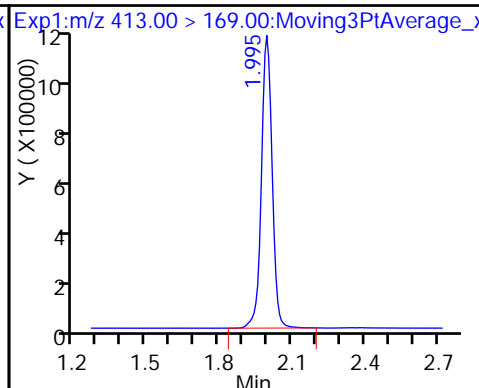
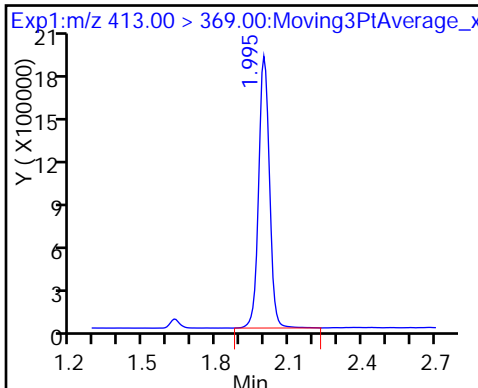
* 6 13C2-PFOA



5 Perfluorooctanoic acid

5 Perfluorooctanoic acid

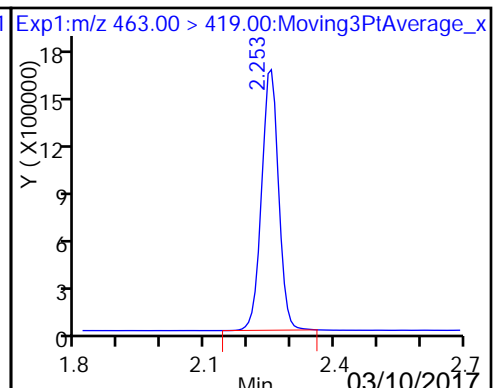
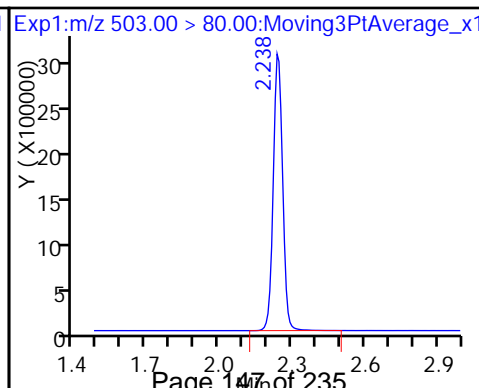
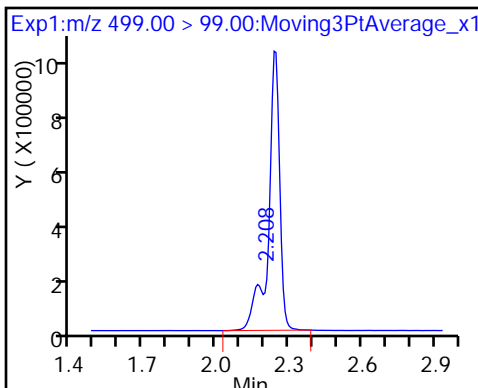
8 Perfluorooctane sulfonic acid



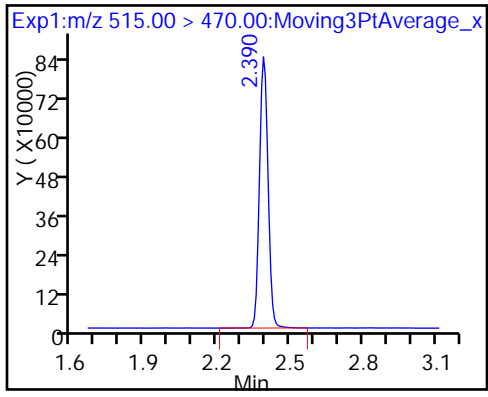
8 Perfluorooctane sulfonic acid

* 7 13C4 PFOS

9 Perfluorononanoic acid



\$ 10 13C2 PFDA



TestAmerica Sacramento
Target Compound Quantitation Report

Data File: \\ChromNa\Sacramento\ChromData\A8_N\20170306-40511.b\2017.03.06_537_ICAL_008.d
 Lims ID: IC L5
 Client ID:
 Sample Type: IC Calib Level: 5
 Inject. Date: 06-Mar-2017 10:08:09 ALS Bottle#: 5 Worklist Smp#: 7
 Injection Vol: 2.0 ul Dil. Factor: 1.0000
 Sample Info: L5_537
 Misc. Info.: Plate: 1 Rack: 1
 Operator ID: A8-PC\A8 Instrument ID: A8_N
 Sublist: chrom-537_A8_N*sub1
 Method: \\ChromNa\Sacramento\ChromData\A8_N\20170306-40511.b\537_A8_N.m
 Limit Group: LC 537 ICAL
 Last Update: 06-Mar-2017 13:27:20 Calib Date: 06-Mar-2017 10:12:33
 Integrator: Picker
 Quant Method: Internal Standard Quant By: Initial Calibration
 Last ICal File: \\ChromNA\Sacramento\ChromData\A8_N\20170306-40511.b\2017.03.06_537_ICAL_009.d

Column 1 : Det: EXP1
 Process Host: XAWRK021

First Level Reviewer: westendorfc Date: 06-Mar-2017 11:04:09

Signal	RT	EXP RT	DLT RT	REL RT	Response	Amount ng/ml	Ratio(Limits)	S/N	Flags
1 Perfluorobutanesulfonic acid									
298.90 > 80.00	1.502	1.498	0.004	1.000	31778413	124.5		2224	
298.90 > 99.00	1.502	1.498	0.004	1.000	24312044		1.31(0.00-0.00)	2694	
\$ 2 13C2 PFHxA									
315.00 > 270.00	1.631	1.627	0.004	1.000	3148773	9.95		6014	
3 Perfluorohexanesulfonic acid									
399.00 > 80.00	1.783	1.785	-0.002	1.000	19746983	42.9		2751	
4 Perfluoroheptanoic acid									
363.00 > 319.00	1.791	1.787	0.004	1.000	3968138	13.9		646	
* 6 13C2-PFOA									
415.00 > 370.00	1.995	1.999	-0.004		2955567	10.0		5267	
5 Perfluorooctanoic acid									
413.00 > 369.00	1.995	2.000	-0.005	1.000	7991552	27.7		559	
413.00 > 169.00	1.995	2.000	-0.005	1.000	4649868		1.72(0.00-0.00)	3959	
8 Perfluorooctane sulfonic acid									
499.00 > 80.00	2.246	2.238	0.008	1.000	18383468	59.0		10512	M
499.00 > 99.00	2.246	2.238	0.008	1.000	4498972		4.09(0.00-0.00)	4023	M
* 7 13C4 PFOS									
503.00 > 80.00	2.246	2.246	0.0		8041075	28.7		9813	
9 Perfluorononanoic acid									
463.00 > 419.00	2.253	2.256	-0.003	1.000	6180287	29.1		1835	
\$ 10 13C2 PFDA									
515.00 > 470.00	2.390	2.394	-0.004	1.000	2032603	10.2		2847	

QC Flag Legend

Review Flags

M - Manually Integrated

Reagents:

LC537-L5_00020

Amount Added: 1.00

Units: mL

TestAmerica Sacramento

Data File: \\ChromNa\Sacramento\ChromData\A8_N\20170306-40511.b\2017.03.06_537_ICAL_008.d

Injection Date: 06-Mar-2017 10:08:09

Instrument ID: A8_N

Lims ID: IC L5

Client ID:

Operator ID: A8-PC\A8

ALS Bottle#: 5

Worklist Smp#: 7

Injection Vol: 2.0 ul

Dil. Factor: 1.0000

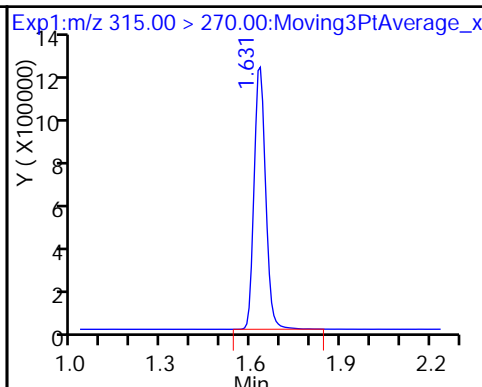
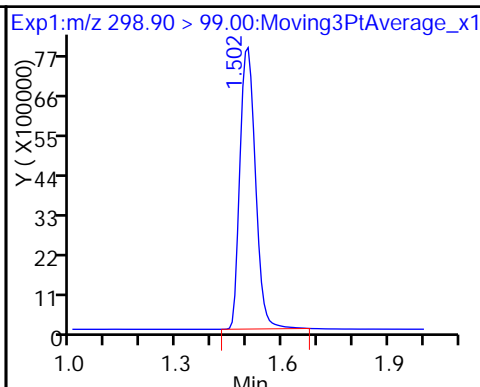
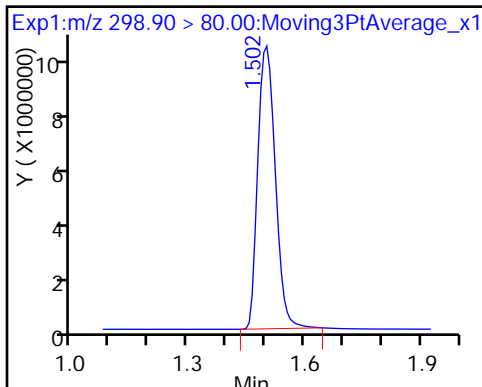
Method: 537_A8_N

Limit Group: LC 537 ICAL

1 Perfluorobutanesulfonic acid

1 Perfluorobutanesulfonic acid

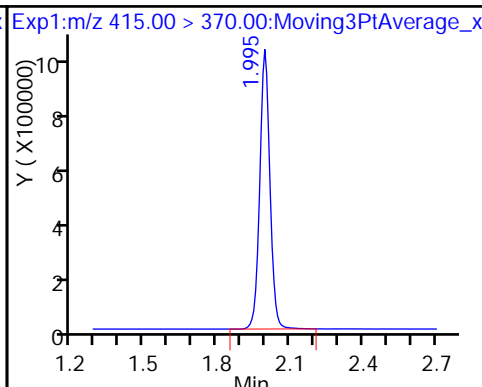
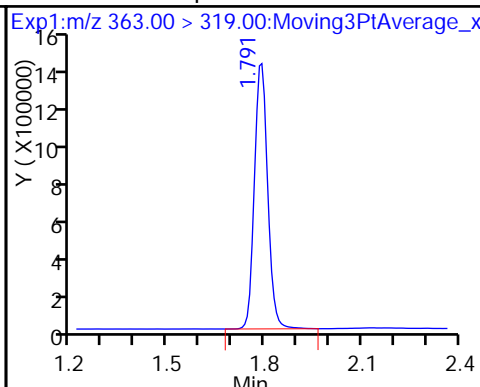
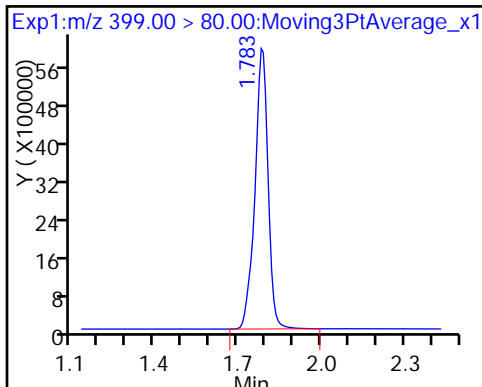
\$ 2 13C2 PFHxA



3 Perfluorohexanesulfonic acid

4 Perfluoroheptanoic acid

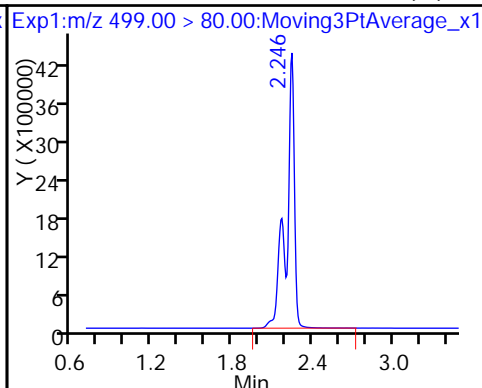
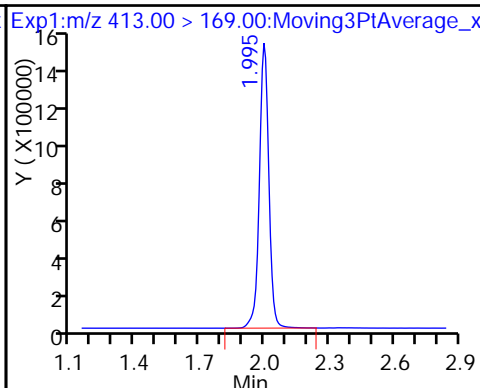
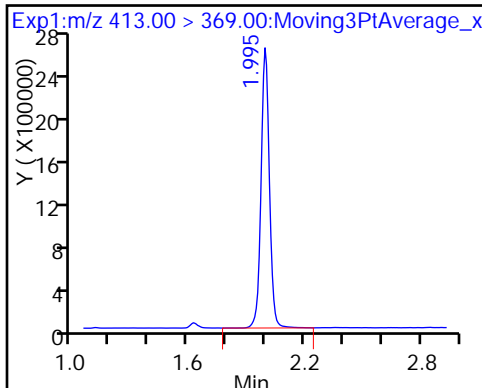
* 6 13C2-PFOA



5 Perfluorooctanoic acid

5 Perfluorooctanoic acid

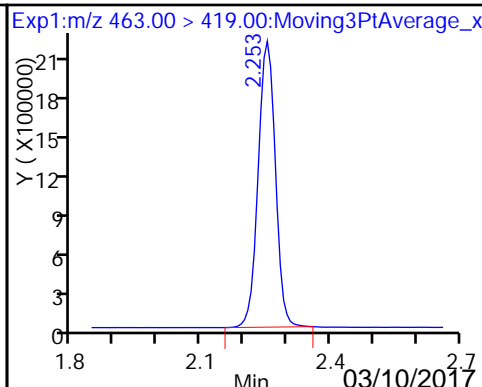
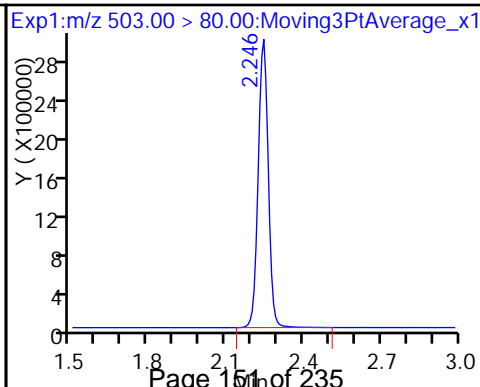
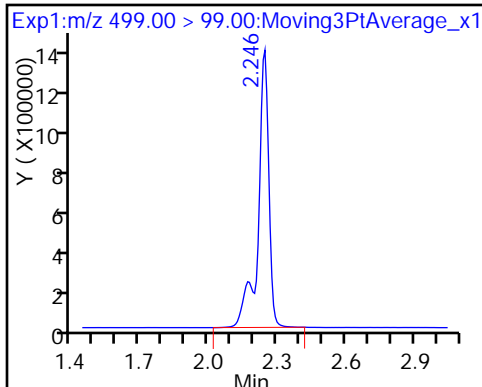
8 Perfluorooctane sulfonic acid (M)



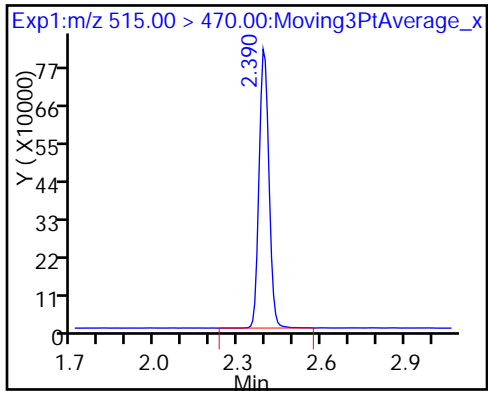
8 Perfluorooctane sulfonic acid (M)

* 7 13C4 PFOS

9 Perfluorononanoic acid



\$ 10 13C2 PFDA



TestAmerica Sacramento

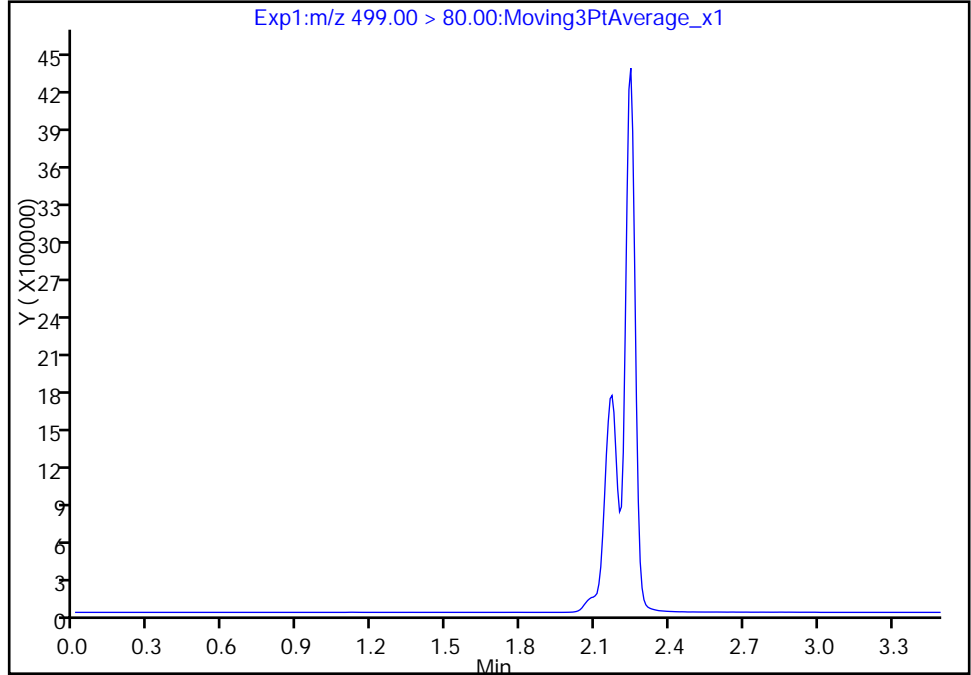
Data File: \\ChromNa\Sacramento\ChromData\A8_N\20170306-40511.b\2017.03.06_537_ICAL_008.d
Injection Date: 06-Mar-2017 10:08:09 Instrument ID: A8_N
Lims ID: IC L5
Client ID:
Operator ID: A8-PC\A8 ALS Bottle#: 5 Worklist Smp#: 7
Injection Vol: 2.0 ul Dil. Factor: 1.0000
Method: 537_A8_N Limit Group: LC 537 ICAL
Column: Detector EXP1

8 Perfluorooctane sulfonic acid, CAS: 1763-23-1

Signal: 1

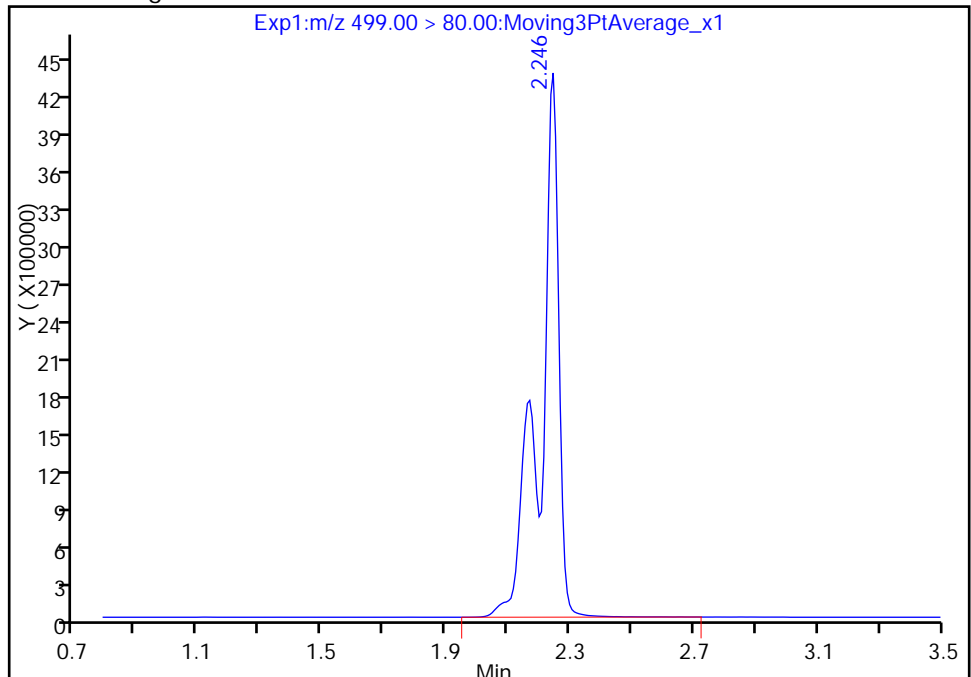
Not Detected
Expected RT: 2.24

Processing Integration Results



Manual Integration Results

RT: 2.25
Area: 18383468
Amount: 58.969056
Amount Units: ng/ml



Reviewer: westendorfc, 06-Mar-2017 13:27:20
Audit Action: Assigned Compound ID

Audit Reason: Isomers

TestAmerica Sacramento

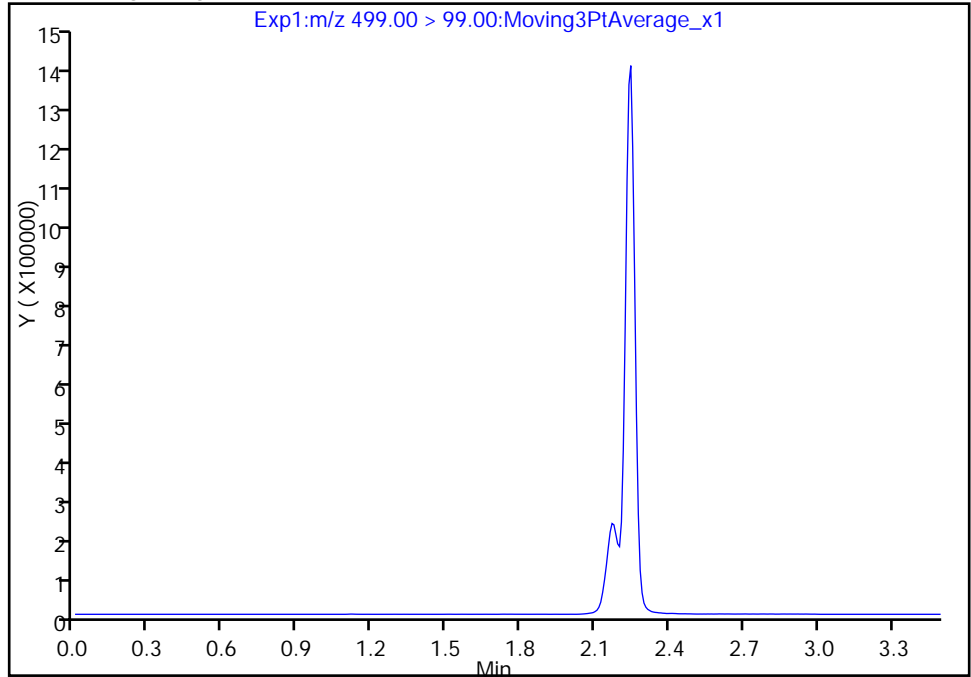
Data File: \\ChromNa\Sacramento\ChromData\A8_N\20170306-40511.b\2017.03.06_537_ICAL_008.d
Injection Date: 06-Mar-2017 10:08:09 Instrument ID: A8_N
Lims ID: IC L5
Client ID:
Operator ID: A8-PC\A8 ALS Bottle#: 5 Worklist Smp#: 7
Injection Vol: 2.0 ul Dil. Factor: 1.0000
Method: 537_A8_N Limit Group: LC 537 ICAL
Column: Detector EXP1

8 Perfluorooctane sulfonic acid, CAS: 1763-23-1

Signal: 2

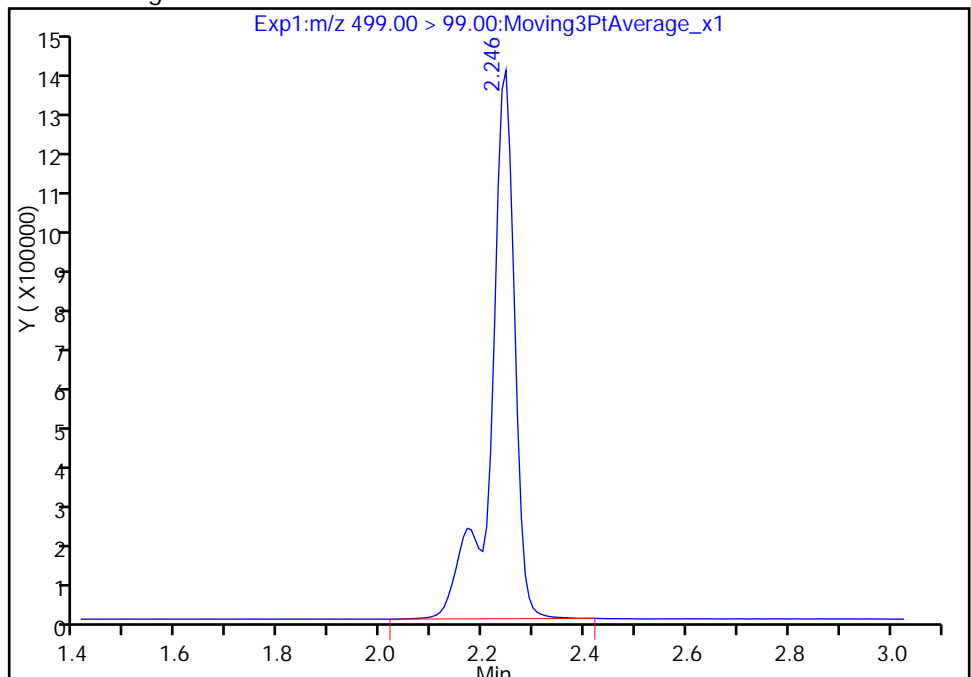
Not Detected
Expected RT: 2.24

Processing Integration Results



Manual Integration Results

RT: 2.25
Area: 4498972
Amount: 58.969056
Amount Units: ng/ml



TestAmerica Sacramento

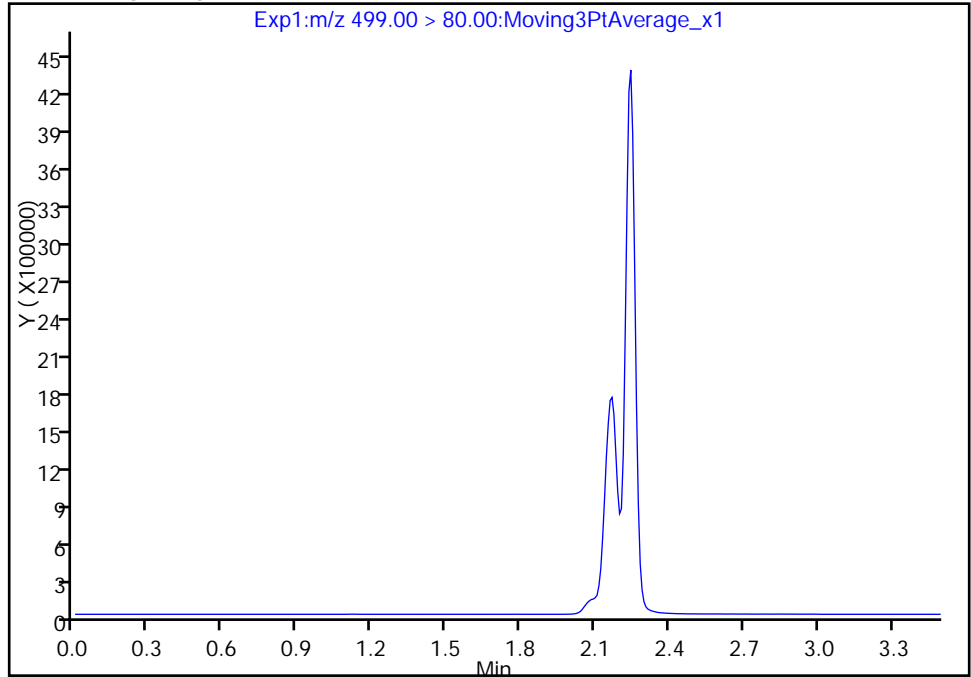
Data File: \\ChromNa\Sacramento\ChromData\A8_N\20170306-40511.b\2017.03.06_537_ICAL_008.d
Injection Date: 06-Mar-2017 10:08:09 Instrument ID: A8_N
Lims ID: IC L5
Client ID:
Operator ID: A8-PC\A8 ALS Bottle#: 5 Worklist Smp#: 7
Injection Vol: 2.0 ul Dil. Factor: 1.0000
Method: 537_A8_N Limit Group: LC 537 ICAL
Column: Detector EXP1

8 Perfluorooctane sulfonic acid, CAS: 1763-23-1

Signal: 1

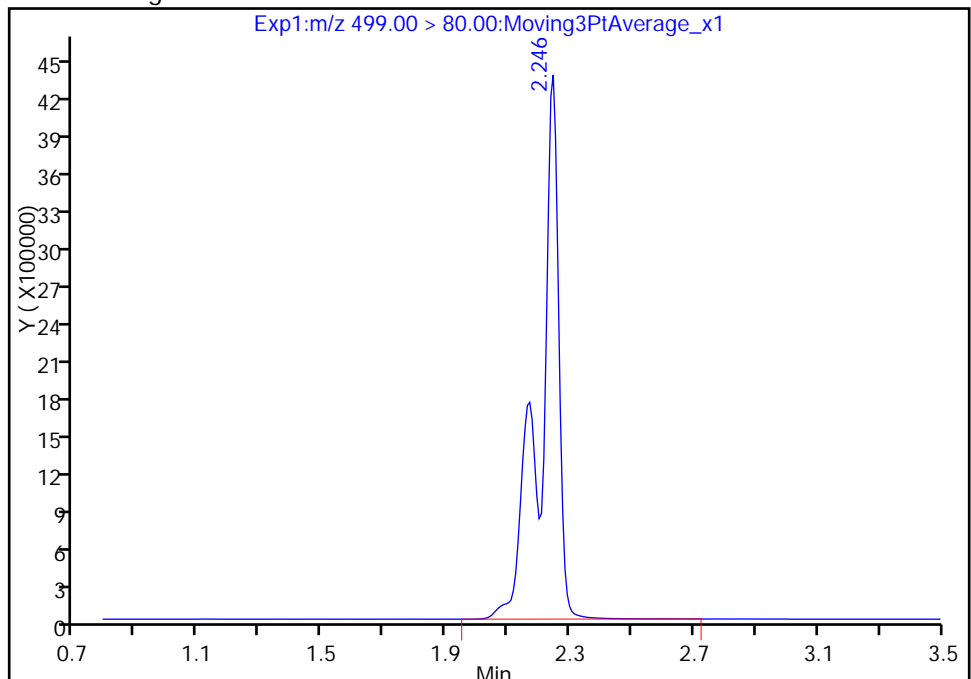
Not Detected
Expected RT: 2.24

Processing Integration Results



Manual Integration Results

RT: 2.25
Area: 18383468
Amount: 58.969056
Amount Units: ng/ml



TestAmerica Sacramento
Target Compound Quantitation Report

Data File: \\ChromNa\Sacramento\ChromData\A8_N\20170306-40511.b\2017.03.06_537_ICAL_009.d
 Lims ID: IC L6
 Client ID:
 Sample Type: IC Calib Level: 6
 Inject. Date: 06-Mar-2017 10:12:33 ALS Bottle#: 6 Worklist Smp#: 8
 Injection Vol: 2.0 ul Dil. Factor: 1.0000
 Sample Info: L6_537
 Misc. Info.: Plate: 1 Rack: 1
 Operator ID: A8-PC\A8 Instrument ID: A8_N
 Sublist: chrom-537_A8_N*sub1
 Method: \\ChromNa\Sacramento\ChromData\A8_N\20170306-40511.b\537_A8_N.m
 Limit Group: LC 537 ICAL
 Last Update: 06-Mar-2017 13:27:21 Calib Date: 06-Mar-2017 10:12:33
 Integrator: Picker
 Quant Method: Internal Standard Quant By: Initial Calibration
 Last ICal File: \\ChromNA\Sacramento\ChromData\A8_N\20170306-40511.b\2017.03.06_537_ICAL_009.d

Column 1 : Det: EXP1
 Process Host: XAWRK021

First Level Reviewer: westendorfc Date: 06-Mar-2017 11:04:25

Signal	RT	EXP RT	DLT RT	REL RT	Response	Amount ng/ml	Ratio(Limits)	S/N	Flags
1 Perfluorobutanesulfonic acid									
298.90 > 80.00	1.495	1.498	-0.003	1.000	34667690	185.2		1862	
298.90 > 99.00	1.495	1.498	-0.003	1.000	26776115		1.29(0.00-0.00)	2450	
\$ 2 13C2 PFHxA									
315.00 > 270.00	1.624	1.627	-0.003	1.000	2737478	10.6		5848	
3 Perfluorohexanesulfonic acid									
399.00 > 80.00	1.783	1.785	-0.002	1.000	22573309	59.1		2777	
4 Perfluoroheptanoic acid									
363.00 > 319.00	1.783	1.787	-0.004	1.000	4673221	20.1		734	
* 6 13C2-PFOA									
415.00 > 370.00	1.995	1.999	-0.004		2412696	10.0		4419	
5 Perfluorooctanoic acid									
413.00 > 369.00	1.995	2.000	-0.005	1.000	9667200	41.1		637	
413.00 > 169.00	1.995	2.000	-0.005	1.000	5834692		1.66(0.00-0.00)	4209	
8 Perfluorooctane sulfonic acid									
499.00 > 80.00	2.238	2.238	0.0	1.000	21293992	82.3		8093	
499.00 > 99.00	2.208	2.238	-0.030	0.986	5225361		4.08(0.00-0.00)	777	
* 7 13C4 PFOS									
503.00 > 80.00	2.238	2.246	-0.008		6675479	28.7		9210	
9 Perfluorononanoic acid									
463.00 > 419.00	2.253	2.256	-0.003	1.000	7433161	42.8		2157	
\$ 10 13C2 PFDA									
515.00 > 470.00	2.390	2.394	-0.004	1.000	1723332	10.6		2573	

Reagents:

LC537-L6_00016

Amount Added: 1.00

Units: mL

TestAmerica Sacramento

Data File: \\ChromNa\Sacramento\ChromData\A8_N\20170306-40511.b\2017.03.06_537_ICAL_009.d

Injection Date: 06-Mar-2017 10:12:33

Instrument ID: A8_N

Lims ID: IC L6

Client ID:

Operator ID: A8-PC\A8

ALS Bottle#: 6

Worklist Smp#: 8

Injection Vol: 2.0 ul

Dil. Factor: 1.0000

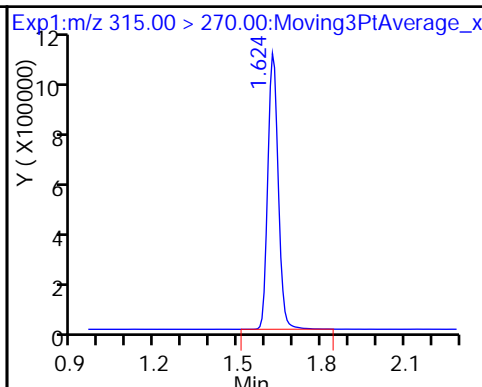
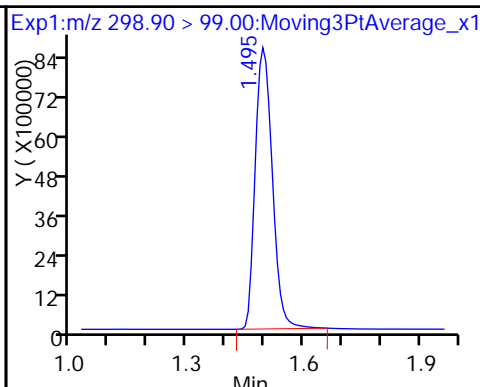
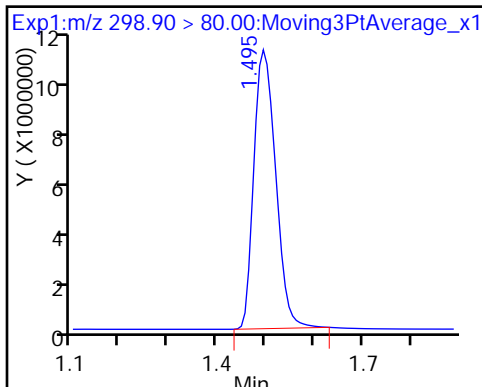
Method: 537_A8_N

Limit Group: LC 537 ICAL

1 Perfluorobutanesulfonic acid

1 Perfluorobutanesulfonic acid

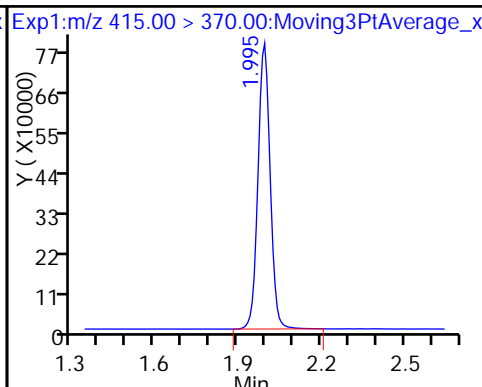
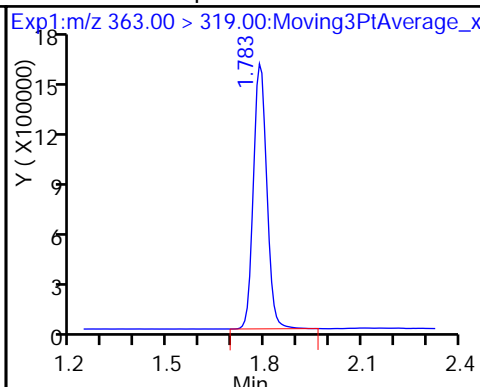
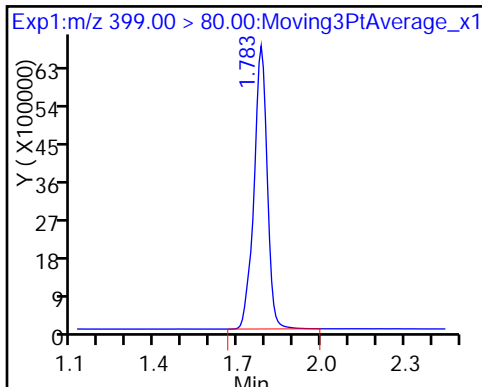
\$ 2 13C2 PFHxA



3 Perfluorohexanesulfonic acid

4 Perfluoroheptanoic acid

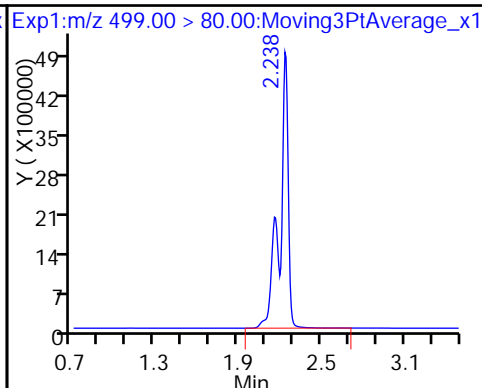
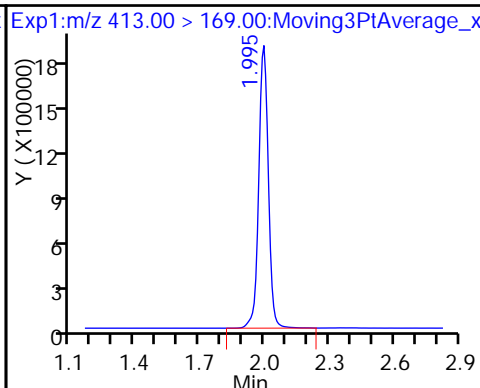
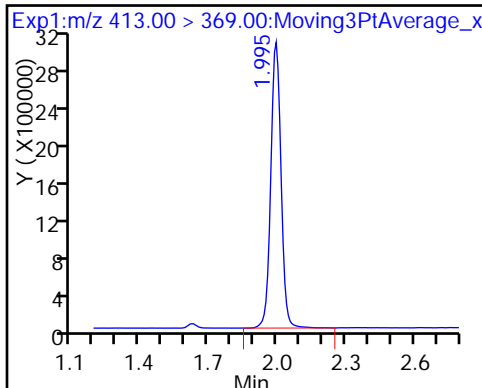
* 6 13C2-PFOA



5 Perfluorooctanoic acid

5 Perfluorooctanoic acid

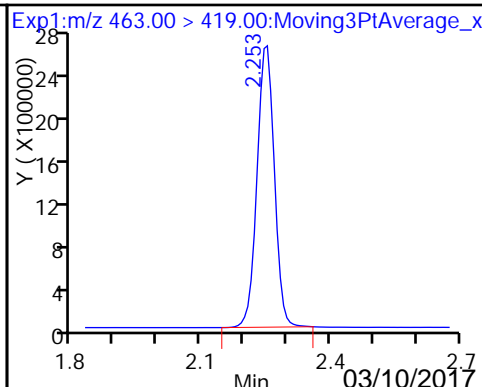
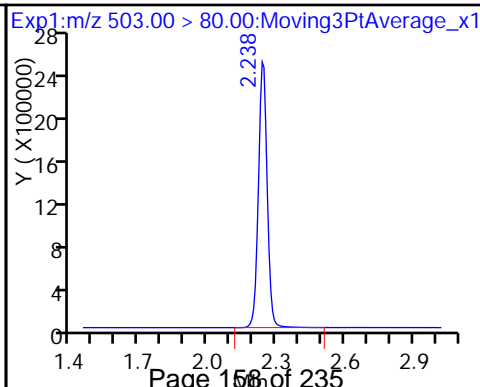
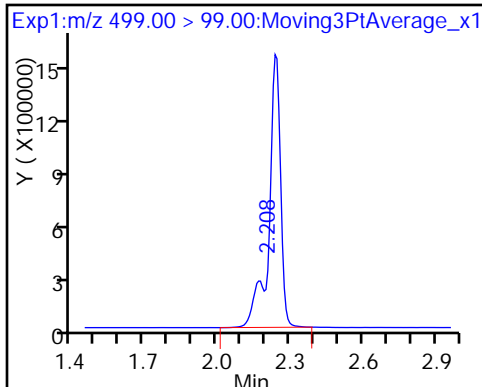
8 Perfluorooctane sulfonic acid



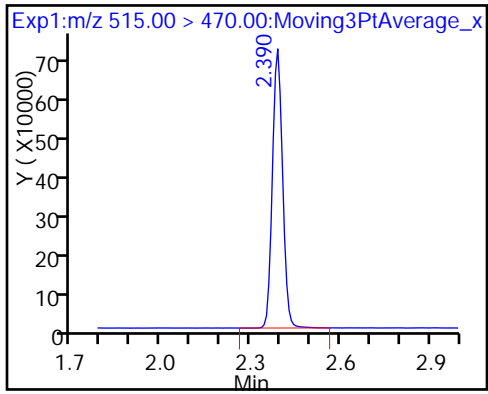
8 Perfluorooctane sulfonic acid

* 7 13C4 PFOS

9 Perfluorononanoic acid



\$ 10 13C2 PFDA



FORM VII
LCMS CONTINUING CALIBRATION DATA

Lab Name: TestAmerica Sacramento Job No.: 320-26309-1
 SDG No.: _____
 Lab Sample ID: CCVL 320-153407/10 Calibration Date: 03/06/2017 10:21
 Instrument ID: A8_N Calib Start Date: 03/06/2017 09:50
 GC Column: GeminiC18 3x100 ID: 3.00 (mm) Calib End Date: 03/06/2017 10:12
 Lab File ID: 2017.03.06_537_ICAL_011.d Conc. Units: ng/mL

ANALYTE	CURVE TYPE	AVE RRF	RRF	MIN RRF	CALC AMOUNT	SPIKE AMOUNT	%D	MAX %D
Perfluorobutanesulfonic acid (PFBS)	QuaF		1.283		27.2	22.9	18.8	50.0
Perfluorohexanesulfonic acid	Ave	1.641	1.777		8.36	7.72	8.3	50.0
Perfluoroheptanoic acid	Ave	0.9636	1.012		2.75	2.62	5.1	50.0
Perfluorooctanoic acid (PFOA)	Ave	0.9751	1.043		5.32	4.98	6.9	50.0
Perfluorooctanesulfonic acid (PFOS)	Ave	1.112	1.151		10.6	10.2	3.5	50.0
Perfluorononanoic acid	Ave	0.7192	0.8073		5.94	5.29	12.3	50.0
13C2 PFHxA	Ave	1.071	1.109		10.4	10.0	3.6	30.0
13C2 PFDA	Ave	0.6728	0.6687		9.94	10.0	-0.6	30.0

TestAmerica Sacramento
Target Compound Quantitation Report

Data File: \\ChromNa\Sacramento\ChromData\A8_N\20170306-40511.b\2017.03.06_537_ICAL_011.d
 Lims ID: CCVL
 Client ID:
 Sample Type: CCVL
 Inject. Date: 06-Mar-2017 10:21:20 ALS Bottle#: 2 Worklist Smp#: 10
 Injection Vol: 2.0 ul Dil. Factor: 1.0000
 Sample Info: CCV L2
 Misc. Info.: Plate: 1 Rack: 1
 Operator ID: A8-PC\A8 Instrument ID: A8_N
 Sublist: chrom-537_A8_N*sub1
 Method: \\ChromNa\Sacramento\ChromData\A8_N\20170306-40511.b\537_A8_N.m
 Limit Group: LC 537 ICAL
 Last Update: 06-Mar-2017 13:27:24 Calib Date: 06-Mar-2017 10:12:33
 Integrator: Picker
 Quant Method: Internal Standard Quant By: Initial Calibration
 Last ICal File: \\ChromNA\Sacramento\ChromData\A8_N\20170306-40511.b\2017.03.06_537_ICAL_009.d
 Column 1 : Det: EXP1
 Process Host: XAWRK021

First Level Reviewer: westendorfc Date: 06-Mar-2017 11:05:21

Signal	RT	EXP RT	DLT RT	REL RT	Response	Amount ng/ml	Ratio(Limits)	S/N	Flags
1 Perfluorobutanesulfonic acid									
298.90 > 80.00	1.495	1.498	-0.003	1.000	8594157	27.2		1449	
298.90 > 99.00	1.495	1.498	-0.003	1.000	6076353		1.41(0.00-0.00)	1609	
\$ 2 13C2 PFHxA									
315.00 > 270.00	1.624	1.627	-0.003	1.000	3425759	10.4		7751	
3 Perfluorohexanesulfonic acid									
399.00 > 80.00	1.775	1.785	-0.010	1.000	4013945	8.36		1034	
4 Perfluoroheptanoic acid									
363.00 > 319.00	1.783	1.787	-0.004	1.000	819823	2.75		148	
* 6 13C2-PFOA									
415.00 > 370.00	1.980	1.999	-0.019		3088660	10.0		5483	
5 Perfluorooctanoic acid									
413.00 > 369.00	1.988	2.000	-0.012	1.000	1602679	5.32		118	
413.00 > 169.00	1.988	2.000	-0.012	1.000	934779		1.71(0.00-0.00)	1609	
8 Perfluorooctane sulfonic acid									
499.00 > 80.00	2.231	2.238	-0.007	1.000	3442878	10.6		3993	
499.00 > 99.00	2.231	2.238	-0.007	1.000	835570		4.12(0.00-0.00)	1525	
* 7 13C4 PFOS									
503.00 > 80.00	2.231	2.246	-0.015		8393899	28.7		10021	
9 Perfluorononanoic acid									
463.00 > 419.00	2.238	2.256	-0.018	1.000	1318863	5.94		523	
\$ 10 13C2 PFDA									
515.00 > 470.00	2.382	2.394	-0.012	1.000	2065448	9.94		3087	

Reagents:

LC537-L2_00015

Amount Added: 1.00

Units: mL

TestAmerica Sacramento

Data File: \\ChromNa\Sacramento\ChromData\A8_N\20170306-40511.b\2017.03.06_537_ICAL_011.d

Injection Date: 06-Mar-2017 10:21:20

Instrument ID: A8_N

Lims ID: CCVL

Client ID:

Operator ID: A8-PC\A8

ALS Bottle#: 2

Worklist Smp#: 10

Injection Vol: 2.0 ul

Dil. Factor: 1.0000

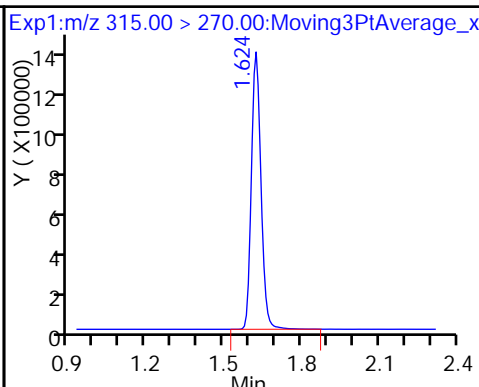
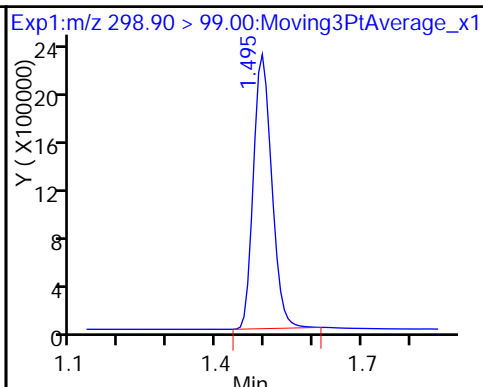
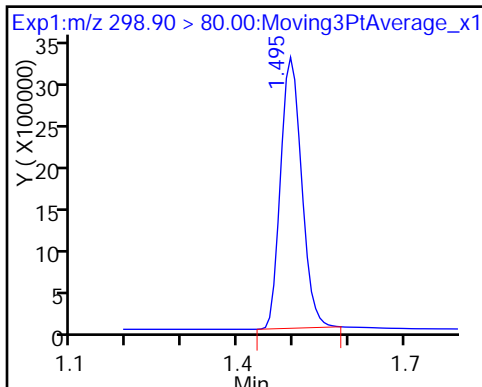
Method: 537_A8_N

Limit Group: LC 537 ICAL

1 Perfluorobutanesulfonic acid

1 Perfluorobutanesulfonic acid

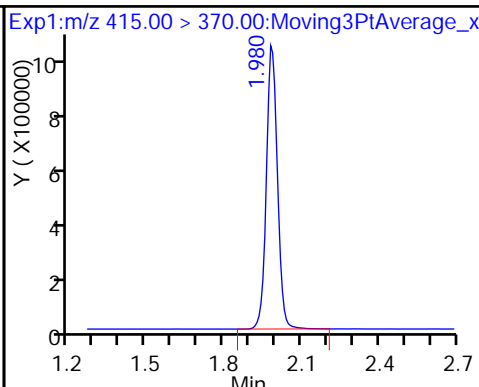
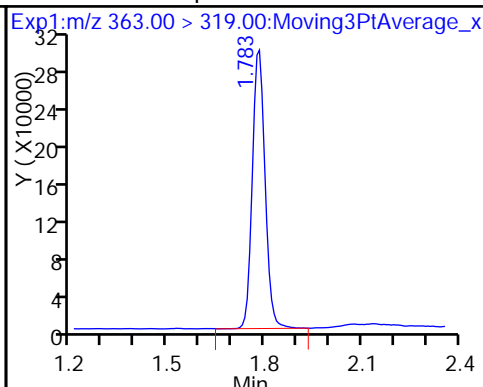
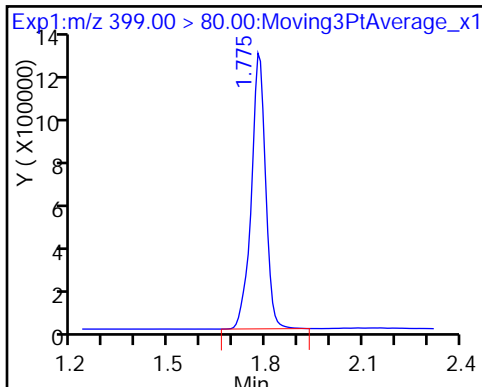
\$ 2 13C2 PFHxA



3 Perfluorohexanesulfonic acid

4 Perfluoroheptanoic acid

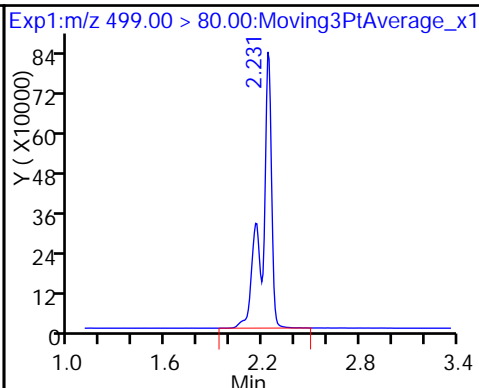
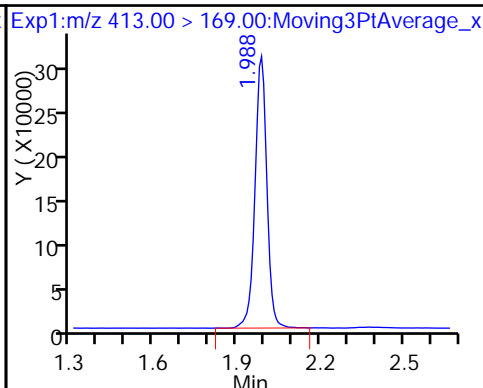
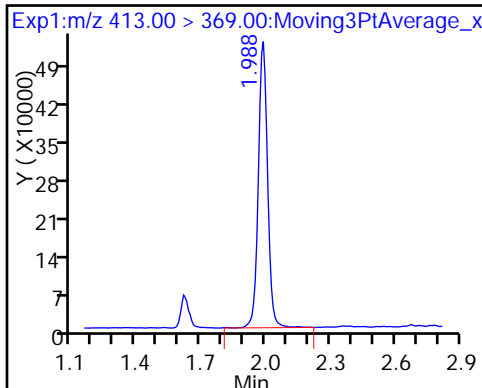
* 6 13C2-PFOA



5 Perfluorooctanoic acid

5 Perfluorooctanoic acid

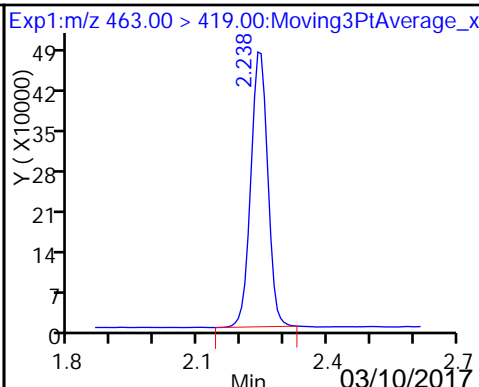
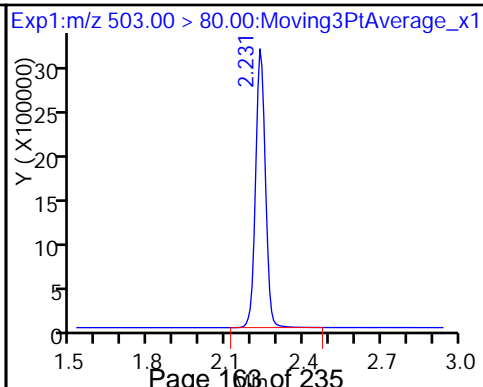
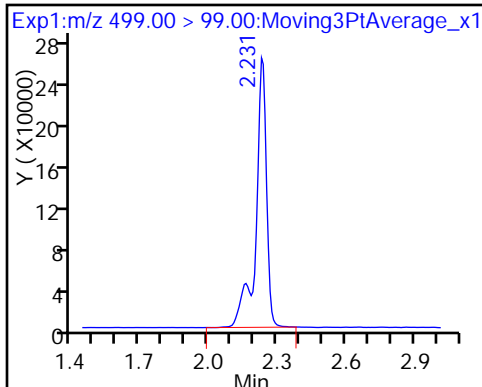
8 Perfluorooctane sulfonic acid



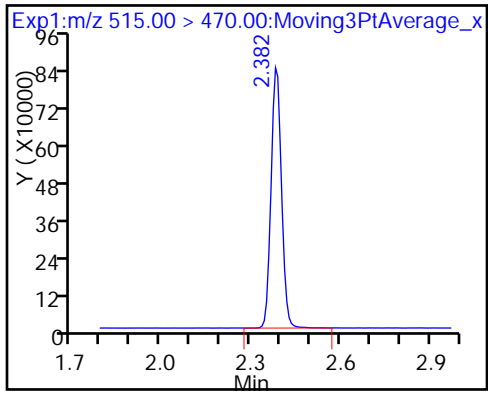
8 Perfluorooctane sulfonic acid

* 7 13C4 PFOS

9 Perfluorononanoic acid



\$ 10 13C2 PFDA



FORM VII
LCMS CONTINUING CALIBRATION DATA

Lab Name: TestAmerica Sacramento Job No.: 320-26309-1
 SDG No.: _____
 Lab Sample ID: ICV 320-153407/12 Calibration Date: 03/06/2017 10:30
 Instrument ID: A8_N Calib Start Date: 03/06/2017 09:50
 GC Column: GeminiC18 3x100 ID: 3.00 (mm) Calib End Date: 03/06/2017 10:12
 Lab File ID: 2017.03.06_537_ICAL_013.d Conc. Units: ng/mL

ANALYTE	CURVE TYPE	AVE RRF	RRF	MIN RRF	CALC AMOUNT	SPIKE AMOUNT	%D	MAX %D
Perfluorobutanesulfonic acid (PFBS)	QuaF		0.9595		102	101	1.0	30.0
Perfluoroheptanoic acid	Ave	0.9636	0.8161		8.54	10.1	-15.3	30.0
Perfluorohexanesulfonic acid	Ave	1.641	1.516		19.6	21.2	-7.6	30.0
Perfluorooctanoic acid (PFOA)	Ave	0.9751	0.8588		17.6	20.0	-11.9	30.0
Perfluorooctanesulfonic acid (PFOS)	Ave	1.112	1.026		19.1	20.7	-7.8	30.0
Perfluorononanoic acid	Ave	0.7192	0.6561		18.3	20.0	-8.8	30.0
13C2 PFHxA	Ave	1.071	1.141		10.7	10.0	6.5	30.0
13C2 PFDA	Ave	0.6728	0.7153		10.6	10.0	6.3	30.0

TestAmerica Sacramento
Target Compound Quantitation Report

Data File: \\ChromNa\Sacramento\ChromData\A8_N\20170306-40511.b\2017.03.06_537_ICAL_013.d
 Lims ID: ICV
 Client ID:
 Sample Type: ICV
 Inject. Date: 06-Mar-2017 10:30:06 ALS Bottle#: 7 Worklist Smp#: 12
 Injection Vol: 2.0 ul Dil. Factor: 1.0000
 Sample Info: ICV
 Misc. Info.: Plate: 1 Rack: 1
 Operator ID: A8-PC\A8 Instrument ID: A8_N
 Sublist:
 Method: \\ChromNa\Sacramento\ChromData\A8_N\20170306-40511.b\537_A8_N.m
 Limit Group: LC 537 ICAL
 Last Update: 06-Mar-2017 13:34:28 Calib Date: 06-Mar-2017 10:12:33
 Integrator: Picker
 Quant Method: Internal Standard Quant By: Initial Calibration
 Last Ical File: \\ChromNA\Sacramento\ChromData\A8_N\20170306-40511.b\2017.03.06_537_ICAL_009.d
 Column 1 : Det: EXP1
 Process Host: XAWRK021

First Level Reviewer: barnettj Date: 06-Mar-2017 13:27:45

Signal	RT	EXP RT	DLT RT	REL RT	Response	Amount ng/ml	Ratio(Limits)	S/N	Flags
1 Perfluorobutanesulfonic acid									
298.90 > 80.00	1.495	1.498	-0.003	1.000	22799237	101.7		1988	
298.90 > 99.00	1.495	1.498	-0.003	1.000	17124574		1.33(0.00-0.00)	2436	
\$ 2 13C2 PFHxA									
315.00 > 270.00	1.624	1.627	-0.003	1.000	2651116	10.7		6748	
3 Perfluorohexanesulfonic acid									
399.00 > 80.00	1.783	1.785	-0.002	1.000	7578052	19.6		1716	
4 Perfluoroheptanoic acid									
363.00 > 319.00	1.783	1.787	-0.004	1.000	1911207	8.54		320	
* 6 13C2-PFOA									
415.00 > 370.00	1.988	1.999	-0.011		2323387	10.0		5475	
5 Perfluorooctanoic acid									
413.00 > 369.00	1.988	2.000	-0.012	1.000	3994455	17.6		303	
413.00 > 169.00	1.988	2.000	-0.012	1.000	2327993		1.72(0.00-0.00)	3017	
8 Perfluorooctane sulfonic acid									
499.00 > 80.00	2.238	2.238	0.0	1.000	5009561	19.1		5210	
499.00 > 99.00	2.208	2.238	-0.030	0.986	992944		5.05(0.00-0.00)	308	
* 7 13C4 PFOS									
503.00 > 80.00	2.238	2.246	-0.008		6768948	28.7		9506	
9 Perfluorononanoic acid									
463.00 > 419.00	2.246	2.256	-0.010	1.000	3049729	18.3		1191	
\$ 10 13C2 PFDA									
515.00 > 470.00	2.390	2.394	-0.004	1.000	1661997	10.6		2494	

Reagents:

LC537-ICV_00020

Amount Added: 1.00

Units: mL

TestAmerica Sacramento

Data File: \\ChromNa\Sacramento\ChromData\A8_N\20170306-40511.b\2017.03.06_537_ICAL_013.d

Injection Date: 06-Mar-2017 10:30:06

Instrument ID: A8_N

Lims ID: ICV

Client ID:

Operator ID: A8-PC\A8

ALS Bottle#: 7

Worklist Smp#: 12

Injection Vol: 2.0 ul

Dil. Factor: 1.0000

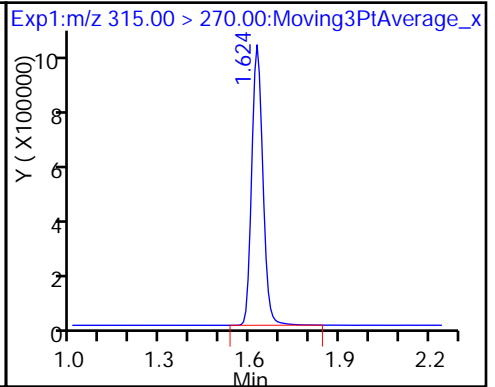
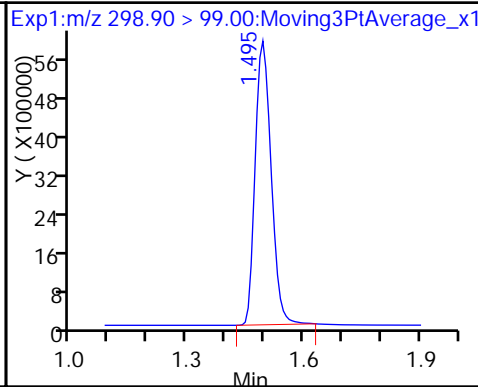
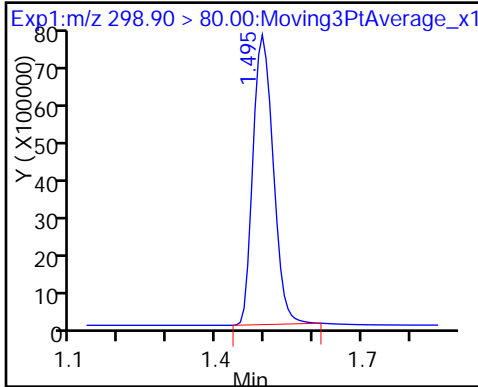
Method: 537_A8_N

Limit Group: LC 537 ICAL

1 Perfluorobutanesulfonic acid

1 Perfluorobutanesulfonic acid

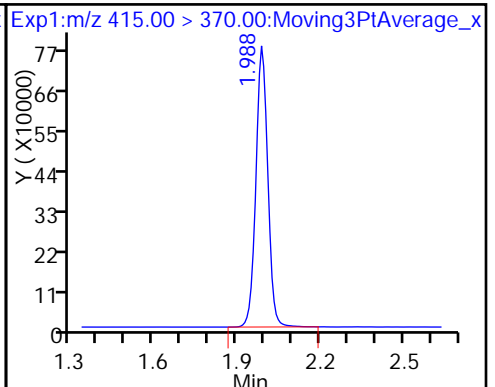
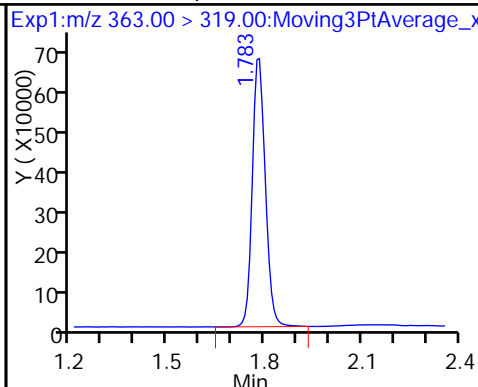
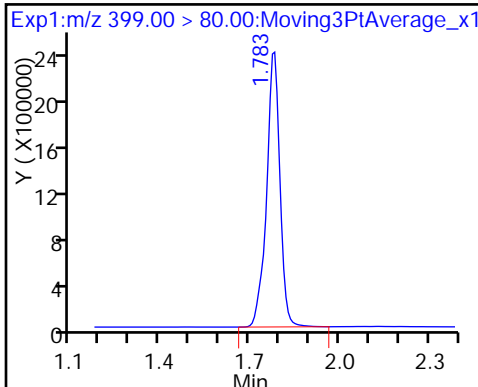
\$ 2 13C2 PFHxA



3 Perfluorohexanesulfonic acid

4 Perfluoroheptanoic acid

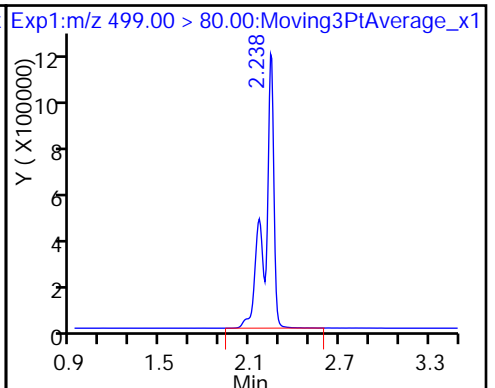
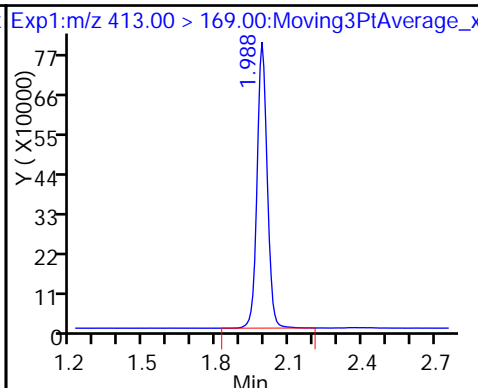
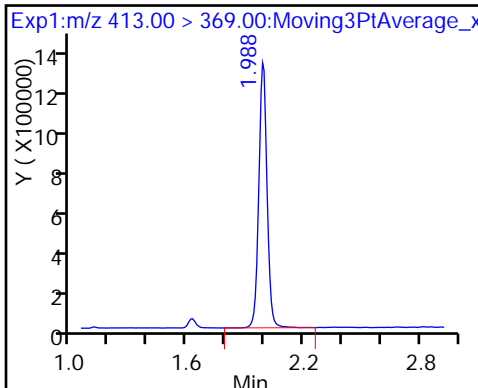
* 6 13C2-PFOA



5 Perfluorooctanoic acid

5 Perfluorooctanoic acid

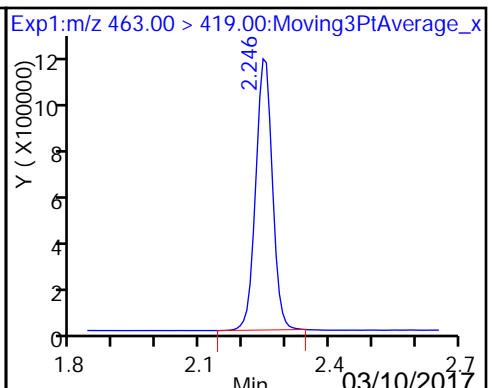
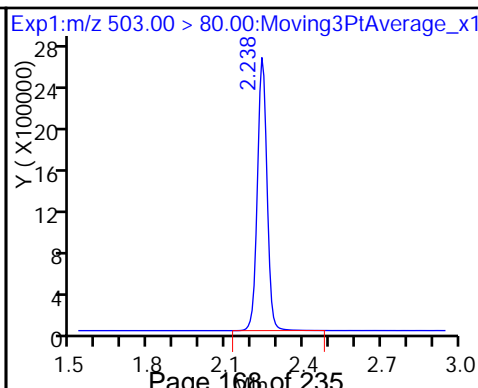
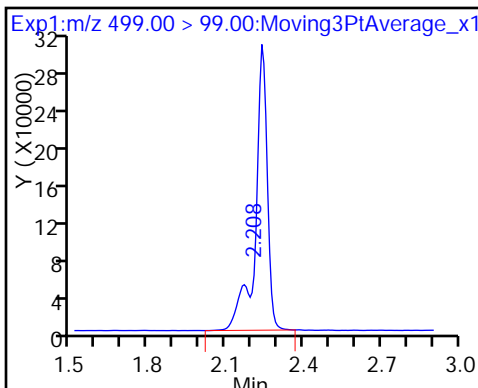
8 Perfluorooctane sulfonic acid



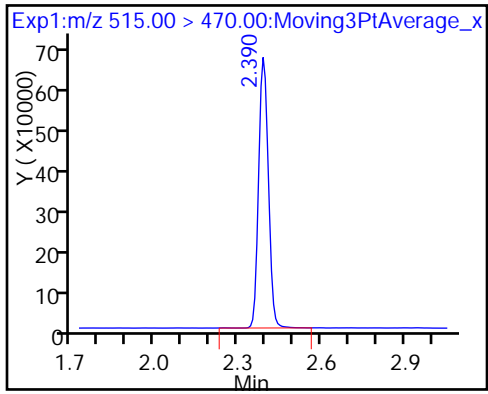
8 Perfluorooctane sulfonic acid

* 7 13C4 PFOS

9 Perfluorononanoic acid



\$ 10 13C2 PFDA



FORM VII
LCMS CONTINUING CALIBRATION DATA

Lab Name: TestAmerica Sacramento Job No.: 320-26309-1
 SDG No.: _____
 Lab Sample ID: CCVL 320-154108/4 Calibration Date: 03/09/2017 09:55
 Instrument ID: A8_N Calib Start Date: 03/06/2017 09:50
 GC Column: GeminiC18 3x100 ID: 3.00 (mm) Calib End Date: 03/06/2017 10:12
 Lab File ID: 2017.03.09_537A_004.d Conc. Units: ng/mL

ANALYTE	CURVE TYPE	AVE RRF	RRF	MIN RRF	CALC AMOUNT	SPIKE AMOUNT	%D	MAX %D
Perfluorobutanesulfonic acid (PFBS)	QuaF		1.243		26.3	22.9	14.9	50.0
Perfluoroheptanoic acid	Ave	0.9636	1.049		2.75	2.52	8.9	50.0
Perfluorohexanesulfonic acid	Ave	1.641	1.741		8.19	7.72	6.1	50.0
Perfluorooctanoic acid (PFOA)	Ave	0.9751	1.026		5.24	4.98	5.3	50.0
Perfluorooctanesulfonic acid (PFOS)	Ave	1.112	1.148		10.5	10.2	3.2	50.0
Perfluorononanoic acid	Ave	0.7192	0.7835		5.76	5.29	8.9	50.0
13C2 PFHxA	Ave	1.071	1.094		10.2	10.0	2.2	30.0
13C2 PFDA	Ave	0.6728	0.6585		9.79	10.0	-2.1	30.0

TestAmerica Sacramento
Target Compound Quantitation Report

Data File: \\ChromNa\Sacramento\ChromData\A8_N\20170309-40642.b\2017.03.09_537A_004.d
 Lims ID: CCVL
 Client ID:
 Sample Type: CCVL
 Inject. Date: 09-Mar-2017 09:55:56 ALS Bottle#: 2 Worklist Smp#: 4
 Injection Vol: 2.0 ul Dil. Factor: 1.0000
 Sample Info: CCV L2
 Misc. Info.: Plate: 1 Rack: 1
 Operator ID: A8-PC\A8 Instrument ID: A8_N
 Sublist: chrom-537_A8_N*sub1
 Method: \\ChromNa\Sacramento\ChromData\A8_N\20170309-40642.b\537_A8_N.m
 Limit Group: LC 537 ICAL
 Last Update: 10-Mar-2017 10:42:26 Calib Date: 06-Mar-2017 10:12:33
 Integrator: Picker
 Quant Method: Internal Standard Quant By: Initial Calibration
 Last ICal File: \\ChromNA\Sacramento\ChromData\A8_N\20170306-40511.b\2017.03.06_537_ICAL_009.d
 Column 1 : Det: EXP1
 Process Host: XAWRK031

First Level Reviewer: phomsophat Date: 09-Mar-2017 12:02:50

Signal	RT	EXP RT	DLT RT	REL RT	Response	Amount ng/ml	Ratio(Limits)	S/N	Flags
1 Perfluorobutanesulfonic acid									
298.90 > 80.00	1.510	1.498	0.012	1.000	7948696	26.3		1154	
298.90 > 99.00	1.510	1.498	0.012	1.000	5633933		1.41(0.00-0.00)	1408	
\$ 2 13C2 PFHxA									
315.00 > 270.00	1.639	1.627	0.012	1.000	2952172	10.2		6549	
3 Perfluorohexanesulfonic acid									
399.00 > 80.00	1.806	1.785	0.021	1.000	3753387	8.19		915	
4 Perfluoroheptanoic acid									
363.00 > 319.00	1.806	1.787	0.019	1.000	714582	2.75		130	
* 6 13C2-PFOA									
415.00 > 370.00	2.026	1.999	0.027		2698296	10.0		5193	
5 Perfluorooctanoic acid									
413.00 > 369.00	2.033	2.000	0.033	1.000	1378489	5.24		86.5	
413.00 > 169.00	2.026	2.000	0.026	0.996	806968		1.71(0.00-0.00)	1094	
8 Perfluorooctane sulfonic acid									
499.00 > 80.00	2.276	2.231	0.045	1.000	3276225	10.5		5249	
499.00 > 99.00	2.269	2.231	0.037	0.997	786291		4.17(0.00-0.00)	1527	
* 7 13C4 PFOS									
503.00 > 80.00	2.269	2.246	0.022		8014501	28.7		11864	
9 Perfluorononanoic acid									
463.00 > 419.00	2.284	2.256	0.028	1.000	1118173	5.76		304	
\$ 10 13C2 PFDA									
515.00 > 470.00	2.420	2.394	0.026	1.000	1776868	9.79		2666	

Reagents:

LC537-L2_00016

Amount Added: 1.00

Units: mL

TestAmerica Sacramento

Data File: \\ChromNa\Sacramento\ChromData\A8_N\20170309-40642.b\2017.03.09_537A_004.d

Injection Date: 09-Mar-2017 09:55:56

Instrument ID: A8_N

Lims ID: CCVL

Client ID:

Operator ID: A8-PC\A8

ALS Bottle#: 2

Worklist Smp#: 4

Injection Vol: 2.0 ul

Dil. Factor: 1.0000

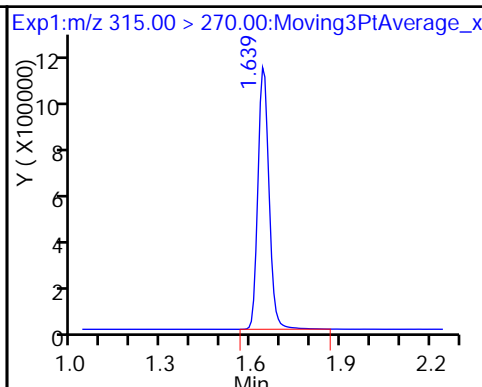
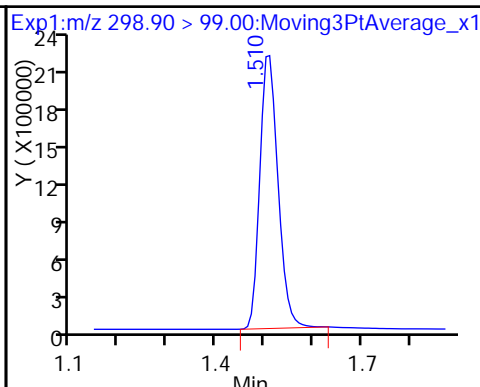
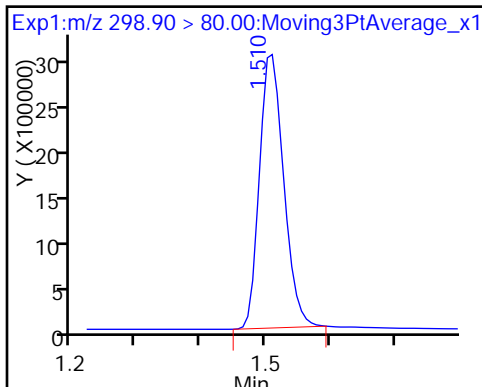
Method: 537_A8_N

Limit Group: LC 537 ICAL

1 Perfluorobutanesulfonic acid

1 Perfluorobutanesulfonic acid

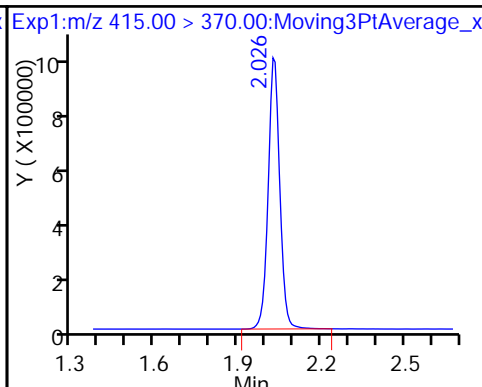
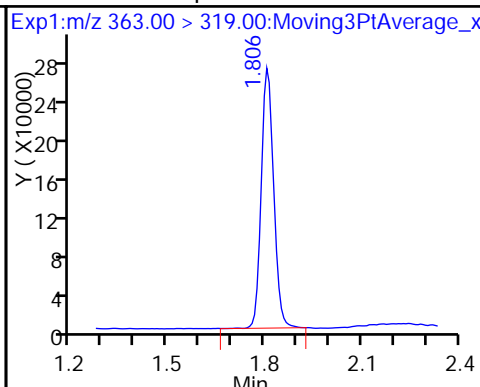
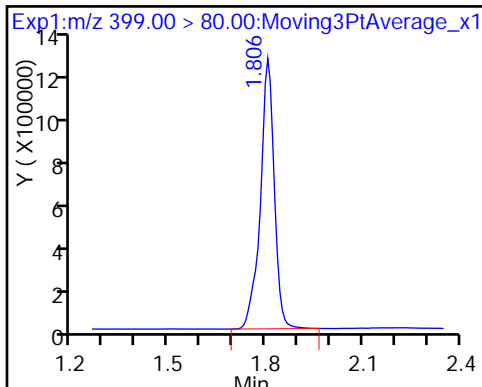
\$ 2 13C2 PFHxA



3 Perfluorohexanesulfonic acid

4 Perfluoroheptanoic acid

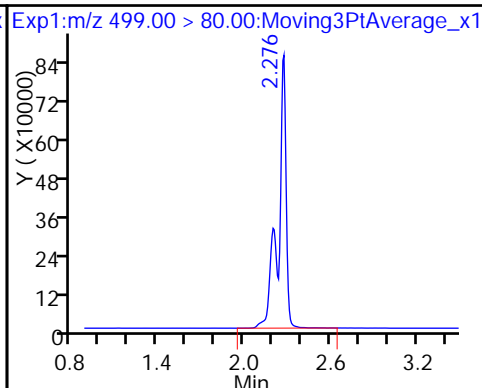
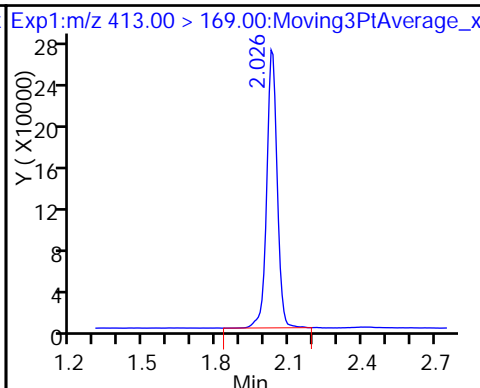
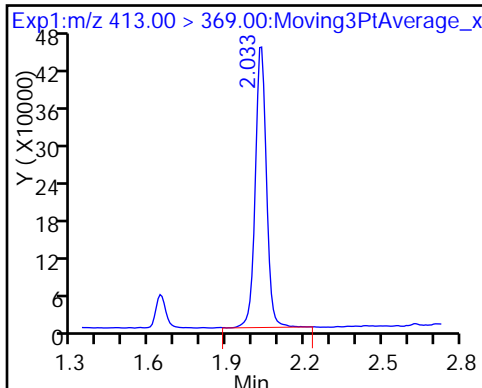
* 6 13C2-PFOA



5 Perfluorooctanoic acid

5 Perfluorooctanoic acid

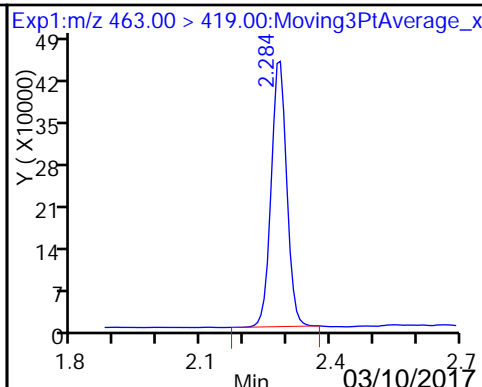
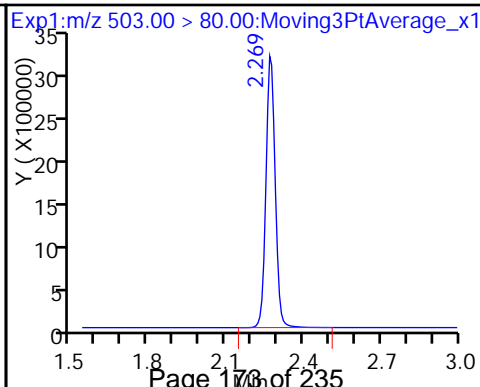
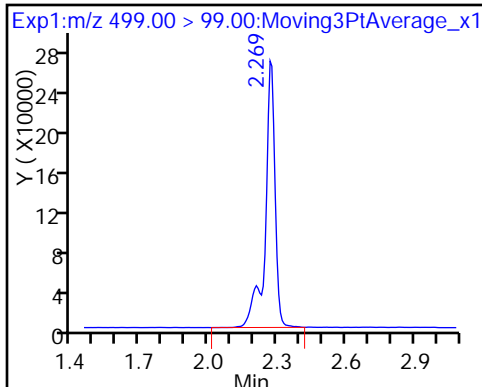
8 Perfluorooctane sulfonic acid



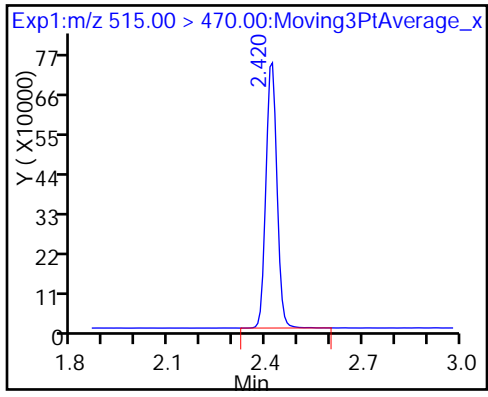
8 Perfluorooctane sulfonic acid

* 7 13C4 PFOS

9 Perfluorononanoic acid



\$ 10 13C2 PFDA



FORM VII
LCMS CONTINUING CALIBRATION DATA

Lab Name: TestAmerica Sacramento Job No.: 320-26309-1
 SDG No.: _____
 Lab Sample ID: CCV 320-154108/5 Calibration Date: 03/09/2017 10:00
 Instrument ID: A8_N Calib Start Date: 03/06/2017 09:50
 GC Column: GeminiC18 3x100 ID: 3.00 (mm) Calib End Date: 03/06/2017 10:12
 Lab File ID: 2017.03.09_537A_005.d Conc. Units: ng/mL

ANALYTE	CURVE TYPE	AVE RRF	RRF	MIN RRF	CALC AMOUNT	SPIKE AMOUNT	%D	MAX %D
Perfluorobutanesulfonic acid (PFBS)	QuaF		0.8308		122	135	-9.1	30.0
Perfluoroheptanoic acid	Ave	0.9636	0.8795		13.6	14.9	-8.7	30.0
Perfluorohexanesulfonic acid	Ave	1.641	1.482		41.0	45.4	-9.7	30.0
Perfluorooctanoic acid (PFOA)	Ave	0.9751	0.9296		27.9	29.3	-4.7	30.0
Perfluorooctanesulfonic acid (PFOS)	Ave	1.112	1.079		58.3	60.1	-2.9	30.0
Perfluorononanoic acid	Ave	0.7192	0.6653		28.8	31.1	-7.5	30.0
13C2 PFHxA	Ave	1.071	1.087		10.1	10.0	1.5	30.0
13C2 PFDA	Ave	0.6728	0.6735		10.0	10.0	0.1	30.0

TestAmerica Sacramento
Target Compound Quantitation Report

Data File: \\ChromNa\Sacramento\ChromData\A8_N\20170309-40642.b\2017.03.09_537A_005.d
 Lims ID: CCV L5
 Client ID:
 Sample Type: CCVIS
 Inject. Date: 09-Mar-2017 10:00:22 ALS Bottle#: 5 Worklist Smp#: 5
 Injection Vol: 2.0 ul Dil. Factor: 1.0000
 Sample Info: CCV L5
 Misc. Info.: Plate: 1 Rack: 1
 Operator ID: A8-PC\A8 Instrument ID: A8_N
 Sublist: chrom-537_A8_N*sub1
 Method: \\ChromNa\Sacramento\ChromData\A8_N\20170309-40642.b\537_A8_N.m
 Limit Group: LC 537 ICAL
 Last Update: 10-Mar-2017 10:42:28 Calib Date: 06-Mar-2017 10:12:33
 Integrator: Picker
 Quant Method: Internal Standard Quant By: Initial Calibration
 Last ICal File: \\ChromNA\Sacramento\ChromData\A8_N\20170306-40511.b\2017.03.06_537_ICAL_009.d
 Column 1 : Det: EXP1
 Process Host: XAWRK031

First Level Reviewer: phomsophat Date: 09-Mar-2017 12:03:17

Signal	RT	EXP RT	DLT RT	REL RT	Response	Amount ng/ml	Ratio(Limits)	S/N	Flags
1 Perfluorobutanesulfonic acid									
298.90 > 80.00	1.510	1.498	0.012	1.000	31106606	122.4		1704	
298.90 > 99.00	1.510	1.498	0.012	1.000	23543568		1.32(0.00-0.00)	2620	
\$ 2 13C2 PFHxA									
315.00 > 270.00	1.646	1.627	0.019	1.000	2898972	10.1		7635	
3 Perfluorohexanesulfonic acid									
399.00 > 80.00	1.813	1.785	0.028	1.000	18700722	41.0		2694	
4 Perfluoroheptanoic acid									
363.00 > 319.00	1.813	1.787	0.026	1.000	3483621	13.6		570	
* 6 13C2-PFOA									
415.00 > 370.00	2.033	1.999	0.034		2667206	10.0		5610	
5 Perfluorooctanoic acid									
413.00 > 369.00	2.033	2.000	0.033	1.000	7259186	27.9		467	
413.00 > 169.00	2.033	2.000	0.033	1.000	4230791		1.72(0.00-0.00)	3430	
8 Perfluorooctane sulfonic acid									
499.00 > 80.00	2.276	2.231	0.045	1.000	18036110	58.3		10817	
499.00 > 99.00	2.276	2.231	0.045	1.000	4413975		4.09(0.00-0.00)	5261	
* 7 13C4 PFOS									
503.00 > 80.00	2.276	2.246	0.030		7975569	28.7		11848	
9 Perfluorononanoic acid									
463.00 > 419.00	2.284	2.256	0.028	1.000	5520840	28.8		1407	
\$ 10 13C2 PFDA									
515.00 > 470.00	2.420	2.394	0.026	1.000	1796298	10.0		2667	

Reagents:

LC537-L5_00020

Amount Added: 1.00

Units: mL

TestAmerica Sacramento

Data File: \\ChromNa\Sacramento\ChromData\A8_N\20170309-40642.b\2017.03.09_537A_005.d

Injection Date: 09-Mar-2017 10:00:22

Instrument ID: A8_N

Lims ID: CCV L5

Client ID:

Operator ID: A8-PC\A8

ALS Bottle#: 5

Worklist Smp#: 5

Injection Vol: 2.0 ul

Dil. Factor: 1.0000

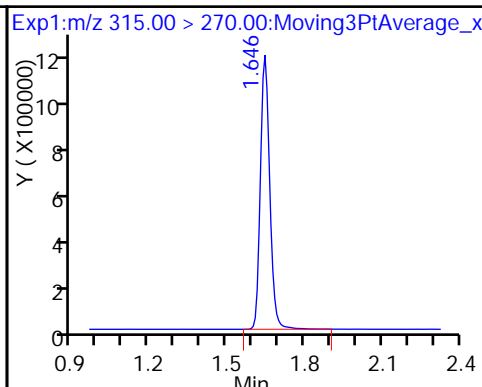
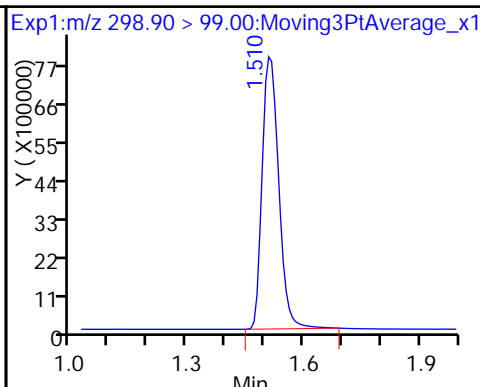
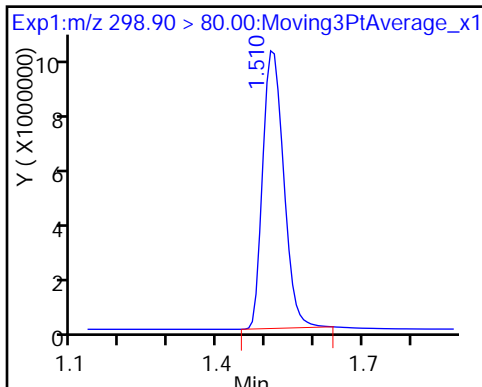
Method: 537_A8_N

Limit Group: LC 537 ICAL

1 Perfluorobutanesulfonic acid

1 Perfluorobutanesulfonic acid

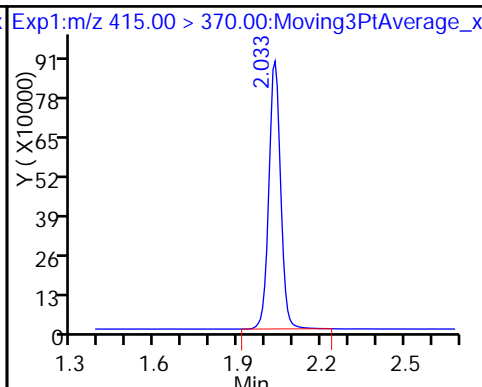
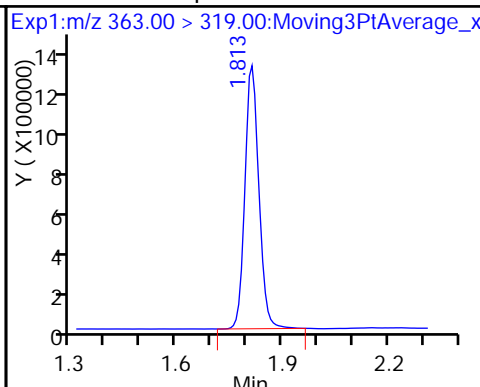
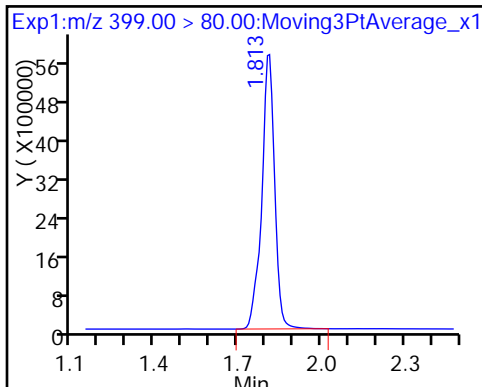
\$ 2 13C2 PFHxA



3 Perfluorohexanesulfonic acid

4 Perfluoroheptanoic acid

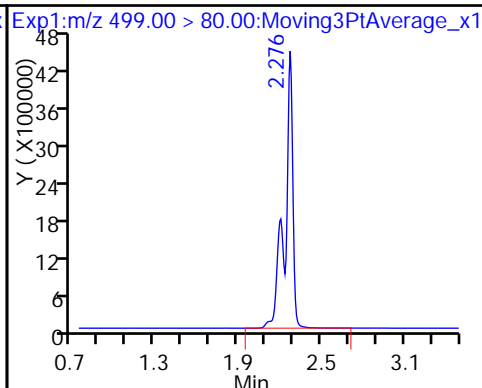
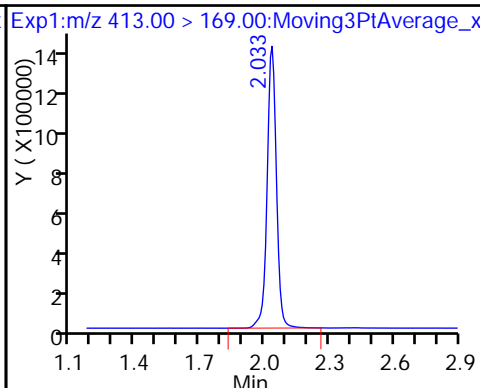
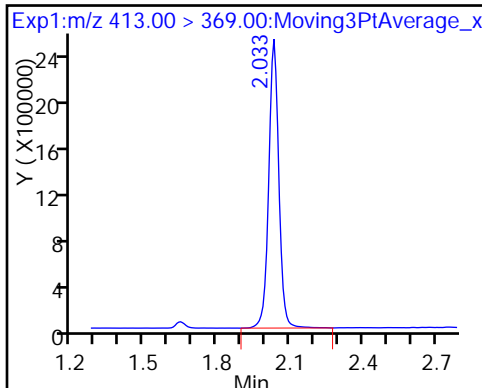
* 6 13C2-PFOA



5 Perfluorooctanoic acid

5 Perfluorooctanoic acid

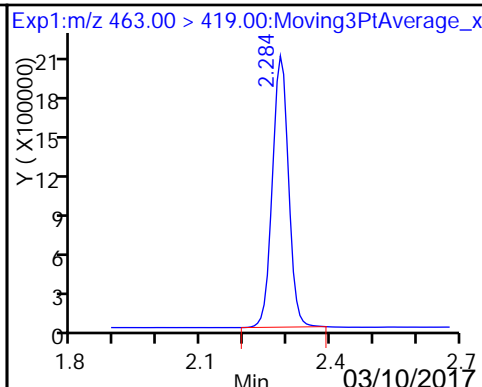
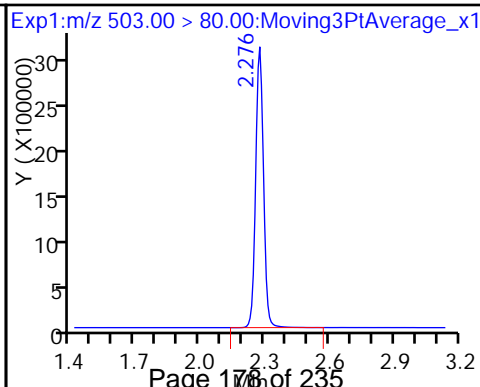
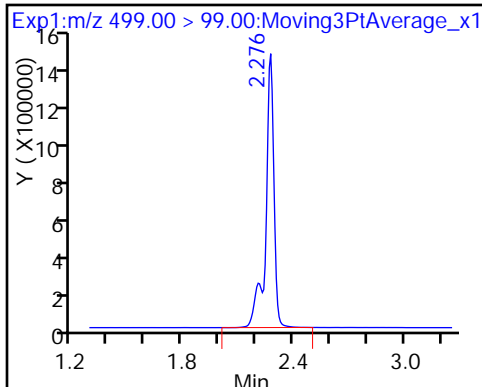
8 Perfluorooctane sulfonic acid



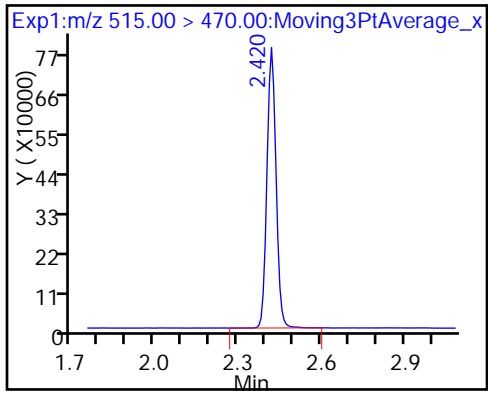
8 Perfluorooctane sulfonic acid

* 7 13C4 PFOS

9 Perfluorononanoic acid



\$ 10 13C2 PFDA



FORM VII
LCMS CONTINUING CALIBRATION DATA

Lab Name: TestAmerica Sacramento Job No.: 320-26309-1
 SDG No.: _____
 Lab Sample ID: CCV 320-154108/17 Calibration Date: 03/09/2017 10:53
 Instrument ID: A8_N Calib Start Date: 03/06/2017 09:50
 GC Column: GeminiC18 3x100 ID: 3.00 (mm) Calib End Date: 03/06/2017 10:12
 Lab File ID: 2017.03.09_537A_017.d Conc. Units: ng/mL

ANALYTE	CURVE TYPE	AVE RRF	RRF	MIN RRF	CALC AMOUNT	SPIKE AMOUNT	%D	MAX %D
Perfluorobutanesulfonic acid (PFBS)	QuaF		1.068		46.0	45.1	2.0	30.0
Perfluorohexanesulfonic acid	Ave	1.641	1.633		15.1	15.2	-0.5	30.0
Perfluoroheptanoic acid	Ave	0.9636	0.9228		4.76	4.97	-4.2	30.0
Perfluorooctanoic acid (PFOA)	Ave	0.9751	0.9496		9.55	9.81	-2.6	30.0
Perfluorooctanesulfonic acid (PFOS)	Ave	1.112	1.101		19.9	20.1	-1.0	30.0
Perfluorononanoic acid	Ave	0.7192	0.7150		10.4	10.4	-0.6	30.0
13C2 PFHxA	Ave	1.071	1.039		9.70	10.0	-3.0	30.0
13C2 PFDA	Ave	0.6728	0.6503		9.67	10.0	-3.3	30.0

FORM VII
LCMS CONTINUING CALIBRATION DATA

Lab Name: TestAmerica Sacramento Job No.: 320-26309-1
 SDG No.: _____
 Lab Sample ID: CCV 320-154110/17 Calibration Date: 03/09/2017 10:53
 Instrument ID: A8_N Calib Start Date: 03/06/2017 09:50
 GC Column: GeminiC18 3x100 ID: 3.00 (mm) Calib End Date: 03/06/2017 10:12
 Lab File ID: 2017.03.09_537A_017.d Conc. Units: ng/mL

ANALYTE	CURVE TYPE	AVE RRF	RRF	MIN RRF	CALC AMOUNT	SPIKE AMOUNT	%D	MAX %D
Perfluorobutanesulfonic acid (PFBS)	QuaF		1.068		46.0	45.1	2.0	30.0
Perfluorohexanesulfonic acid	Ave	1.641	1.633		15.1	15.2	-0.5	30.0
Perfluoroheptanoic acid	Ave	0.9636	0.9228		4.76	4.97	-4.2	30.0
Perfluorooctanoic acid (PFOA)	Ave	0.9751	0.9496		9.55	9.81	-2.6	30.0
Perfluorooctanesulfonic acid (PFOS)	Ave	1.112	1.101		19.9	20.1	-1.0	30.0
Perfluorononanoic acid	Ave	0.7192	0.7150		10.4	10.4	-0.6	30.0
13C2 PFHxA	Ave	1.071	1.039		9.70	10.0	-3.0	30.0
13C2 PFDA	Ave	0.6728	0.6503		9.67	10.0	-3.3	30.0

TestAmerica Sacramento
Target Compound Quantitation Report

Data File: \\ChromNa\Sacramento\ChromData\A8_N\20170309-40642.b\2017.03.09_537A_017.d
 Lims ID: CCV L3
 Client ID:
 Sample Type: CCVIS
 Inject. Date: 09-Mar-2017 10:53:21 ALS Bottle#: 3 Worklist Smp#: 17
 Injection Vol: 2.0 ul Dil. Factor: 1.0000
 Sample Info: CCV L3
 Misc. Info.: Plate: 1 Rack: 1
 Operator ID: A8-PC\A8 Instrument ID: A8_N
 Sublist: chrom-537_A8_N*sub1
 Method: \\ChromNa\Sacramento\ChromData\A8_N\20170309-40642.b\537_A8_N.m
 Limit Group: LC 537 ICAL
 Last Update: 10-Mar-2017 10:42:40 Calib Date: 06-Mar-2017 10:12:33
 Integrator: Picker
 Quant Method: Internal Standard Quant By: Initial Calibration
 Last ICal File: \\ChromNA\Sacramento\ChromData\A8_N\20170306-40511.b\2017.03.06_537_ICAL_009.d

Column 1 : Det: EXP1
 Process Host: XAWRK031

First Level Reviewer: barnettj Date: 10-Mar-2017 10:29:49

Signal	RT	EXP RT	DLT RT	REL RT	Response	Amount ng/ml	Ratio(Limits)	S/N	Flags
1 Perfluorobutanesulfonic acid									
298.90 > 80.00	1.502	1.498	0.004	1.000	12888750	46.0		1488	
298.90 > 99.00	1.495	1.498	-0.003	0.995	9489207		1.36(0.00-0.00)	1781	
\$ 2 13C2 PFHxA									
315.00 > 270.00	1.624	1.627	-0.003	1.000	2733932	9.70		6220	
3 Perfluorohexanesulfonic acid									
399.00 > 80.00	1.783	1.785	-0.002	1.000	6641087	15.1		1473	
4 Perfluoroheptanoic acid									
363.00 > 319.00	1.791	1.787	0.004	1.000	1207623	4.76		200	
* 6 13C2-PFOA									
415.00 > 370.00	1.995	1.999	-0.004		2630667	10.0		5156	
5 Perfluorooctanoic acid									
413.00 > 369.00	1.995	2.000	-0.005	1.000	2450086	9.55		157	
413.00 > 169.00	1.995	2.000	-0.005	1.000	1380659		1.77(0.00-0.00)	1420	
8 Perfluorooctane sulfonic acid									
499.00 > 80.00	2.246	2.231	0.015	1.000	5931845	19.9		6538	M
499.00 > 99.00	2.246	2.231	0.015	1.000	1427544		4.16(0.00-0.00)	2206	M
* 7 13C4 PFOS									
503.00 > 80.00	2.246	2.246	0.0		7673249	28.7		8235	
9 Perfluorononanoic acid									
463.00 > 419.00	2.253	2.256	-0.003	1.000	1960535	10.4		665	
\$ 10 13C2 PFDA									
515.00 > 470.00	2.397	2.394	0.003	1.000	1710644	9.67		2215	

QC Flag Legend

Review Flags

M - Manually Integrated

Reagents:

LC537-L3_00019

Amount Added: 1.00

Units: mL

TestAmerica Sacramento
Target Compound Quantitation Report

Data File: \\ChromNa\Sacramento\ChromData\A8_N\20170309-40642.b\2017.03.09_537A_017.d
 Lims ID: CCV L3
 Client ID:
 Sample Type: CCVIS
 Inject. Date: 09-Mar-2017 10:53:21 ALS Bottle#: 3 Worklist Smp#: 17
 Injection Vol: 2.0 ul Dil. Factor: 1.0000
 Sample Info: CCV L3
 Misc. Info.: Plate: 1 Rack: 1
 Operator ID: A8-PC\A8 Instrument ID: A8_N
 Sublist: chrom-537_A8_N*sub1
 Method: \\ChromNa\Sacramento\ChromData\A8_N\20170309-40642.b\537_A8_N.m
 Limit Group: LC 537 ICAL
 Last Update: 10-Mar-2017 10:42:40 Calib Date: 06-Mar-2017 10:12:33
 Integrator: Picker
 Quant Method: Internal Standard Quant By: Initial Calibration
 Last ICal File: \\ChromNA\Sacramento\ChromData\A8_N\20170306-40511.b\2017.03.06_537_ICAL_009.d
 Column 1 : Det: EXP1
 Process Host: XAWRK031

First Level Reviewer: barnettj Date: 10-Mar-2017 10:29:49

Signal	RT	EXP RT	DLT RT	REL RT	Response	Amount ng/ml	Ratio(Limits)	S/N	Flags
1 Perfluorobutanesulfonic acid									
298.90 > 80.00	1.502	1.498	0.004	1.000	12888750	46.0		1488	
298.90 > 99.00	1.495	1.498	-0.003	0.995	9489207		1.36(0.00-0.00)	1781	
\$ 2 13C2 PFHxA									
315.00 > 270.00	1.624	1.627	-0.003	1.000	2733932	9.70		6220	
3 Perfluorohexanesulfonic acid									
399.00 > 80.00	1.783	1.785	-0.002	1.000	6641087	15.1		1473	
4 Perfluoroheptanoic acid									
363.00 > 319.00	1.791	1.787	0.004	1.000	1207623	4.76		200	
* 6 13C2-PFOA									
415.00 > 370.00	1.995	1.999	-0.004		2630667	10.0		5156	
5 Perfluorooctanoic acid									
413.00 > 369.00	1.995	2.000	-0.005	1.000	2450086	9.55		157	
413.00 > 169.00	1.995	2.000	-0.005	1.000	1380659		1.77(0.00-0.00)	1420	
8 Perfluorooctane sulfonic acid									
499.00 > 80.00	2.246	2.231	0.015	1.000	5931845	19.9		6538	M
499.00 > 99.00	2.246	2.231	0.015	1.000	1427544		4.16(0.00-0.00)	2206	M
* 7 13C4 PFOS									
503.00 > 80.00	2.246	2.246	0.0		7673249	28.7		8235	
9 Perfluorononanoic acid									
463.00 > 419.00	2.253	2.256	-0.003	1.000	1960535	10.4		665	
\$ 10 13C2 PFDA									
515.00 > 470.00	2.397	2.394	0.003	1.000	1710644	9.67		2215	

QC Flag Legend

Review Flags

M - Manually Integrated

Reagents:

LC537-L3_00019

Amount Added: 1.00

Units: mL

TestAmerica Sacramento

Data File: \\ChromNa\Sacramento\ChromData\A8_N\20170309-40642.b\2017.03.09_537A_017.d

Injection Date: 09-Mar-2017 10:53:21

Instrument ID: A8_N

Lims ID: CCV L3

Client ID:

Operator ID: A8-PC\A8

ALS Bottle#: 3

Worklist Smp#: 17

Injection Vol: 2.0 ul

Dil. Factor: 1.0000

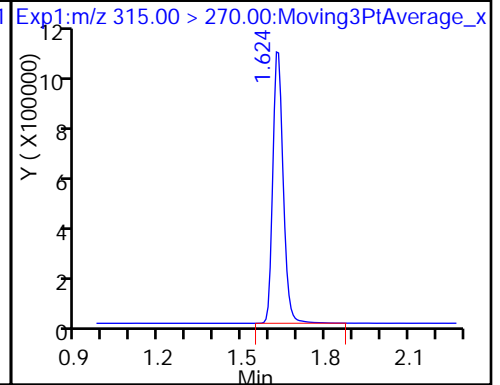
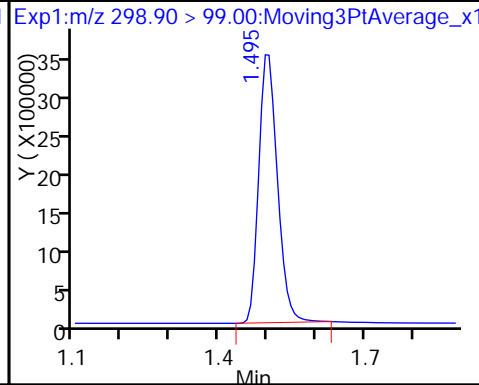
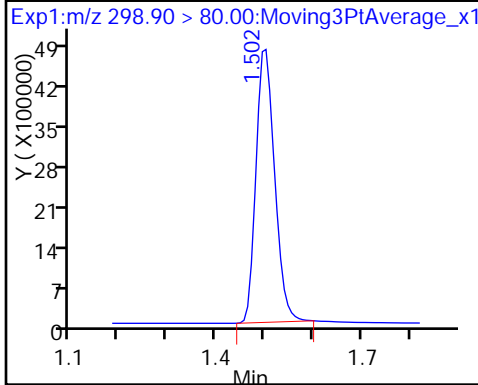
Method: 537_A8_N

Limit Group: LC 537 ICAL

1 Perfluorobutanesulfonic acid

1 Perfluorobutanesulfonic acid

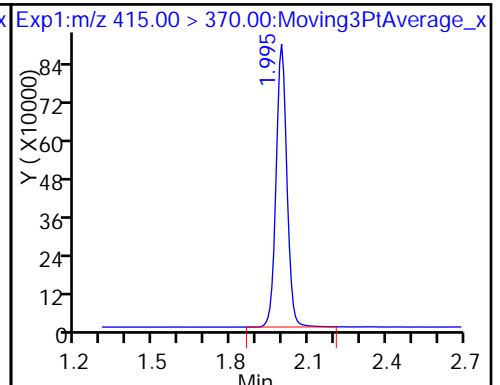
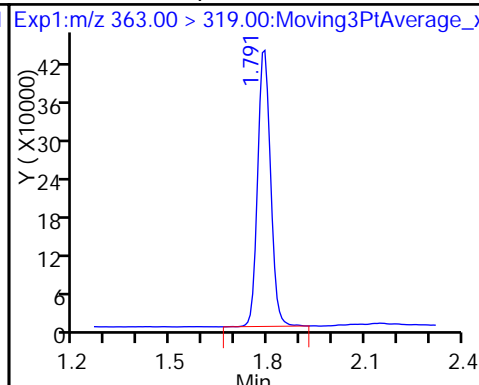
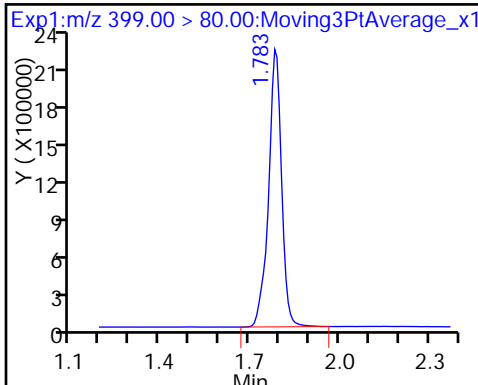
\$ 2 13C2 PFHxA



3 Perfluorohexanesulfonic acid

4 Perfluoroheptanoic acid

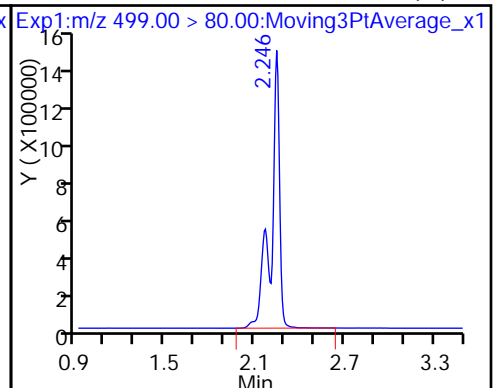
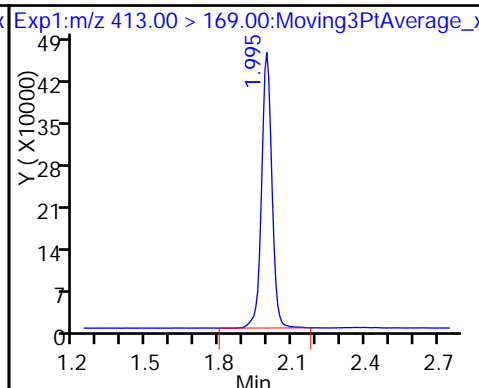
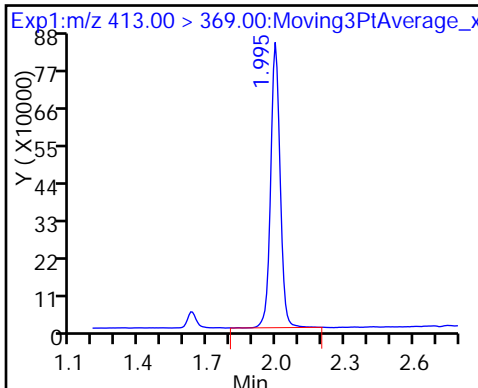
* 6 13C2-PFOA



5 Perfluorooctanoic acid

5 Perfluorooctanoic acid

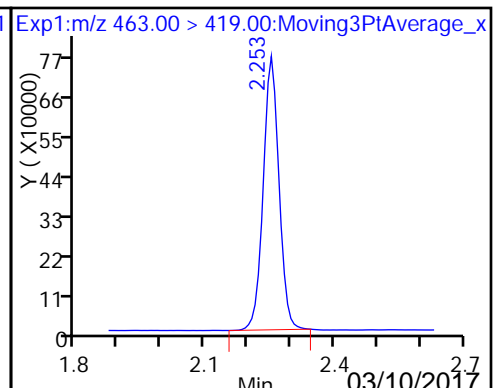
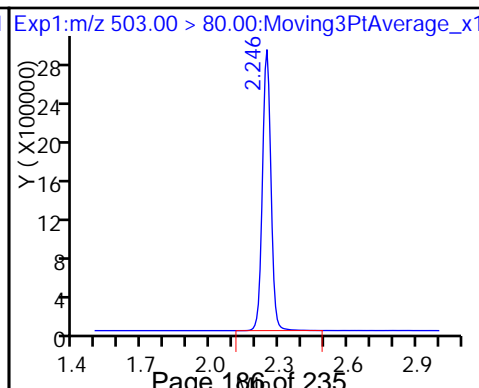
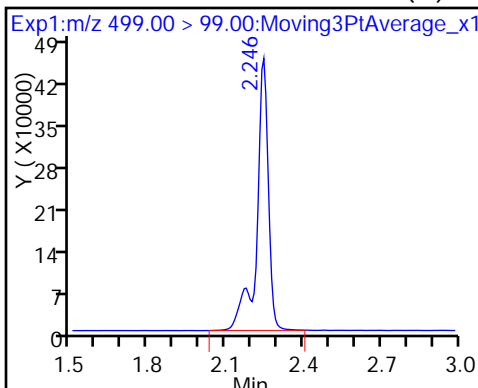
8 Perfluorooctane sulfonic acid (M)



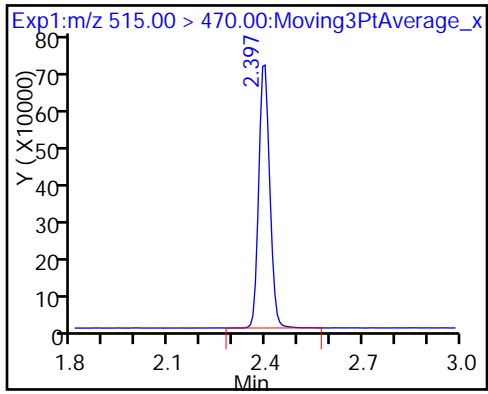
8 Perfluorooctane sulfonic acid (M)

* 7 13C4 PFOS

9 Perfluorononanoic acid



\$ 10 13C2 PFDA



TestAmerica Sacramento

Data File: \\ChromNa\Sacramento\ChromData\A8_N\20170309-40642.b\2017.03.09_537A_017.d

Injection Date: 09-Mar-2017 10:53:21

Instrument ID: A8_N

Lims ID: CCV L3

Client ID:

Operator ID: A8-PC\A8

ALS Bottle#: 3

Worklist Smp#: 17

Injection Vol: 2.0 ul

Dil. Factor: 1.0000

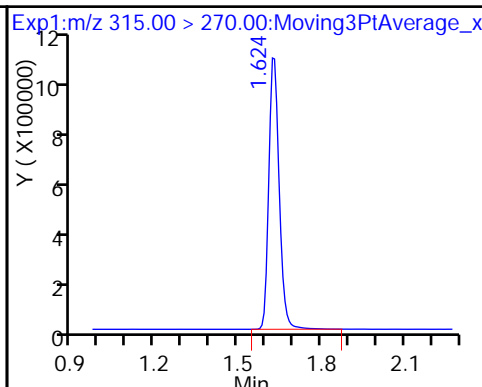
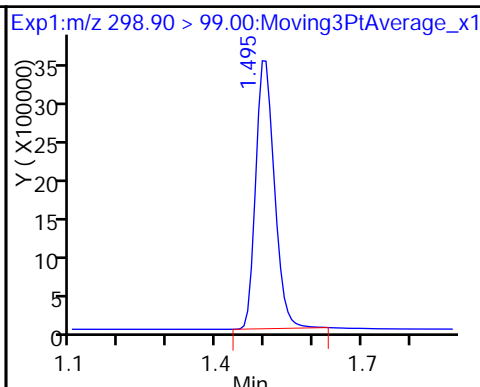
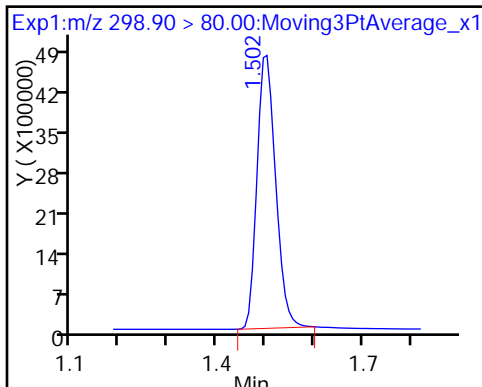
Method: 537_A8_N

Limit Group: LC 537 ICAL

1 Perfluorobutanesulfonic acid

1 Perfluorobutanesulfonic acid

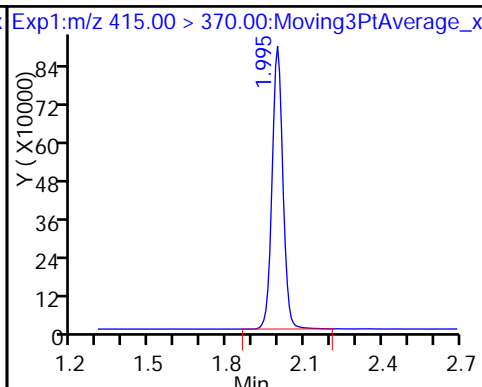
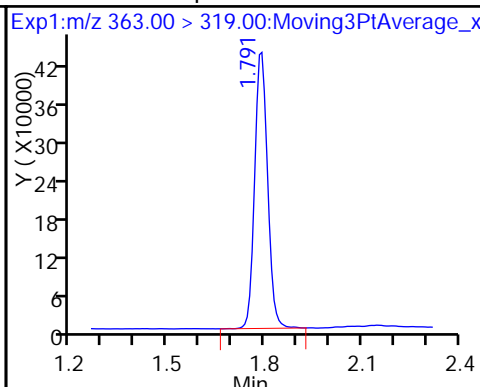
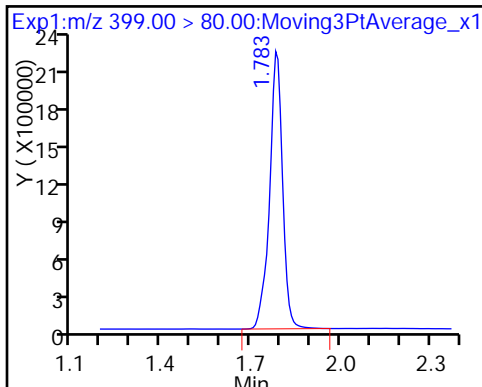
\$ 2 13C2 PFHxA



3 Perfluorohexanesulfonic acid

4 Perfluoroheptanoic acid

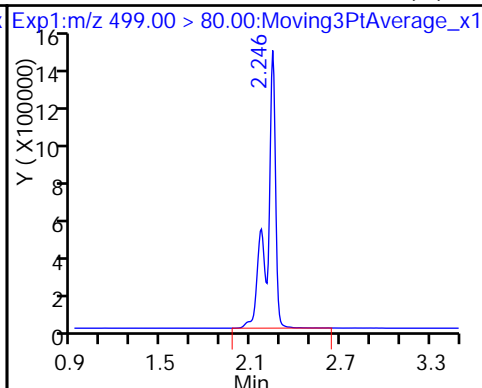
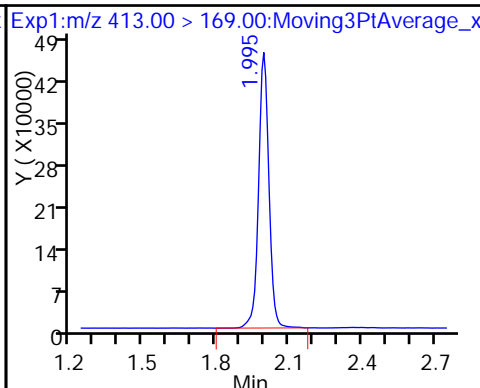
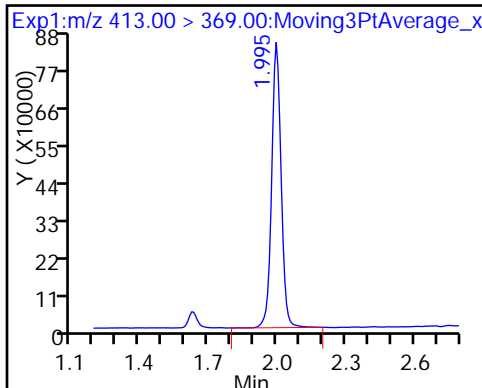
* 6 13C2-PFOA



5 Perfluorooctanoic acid

5 Perfluorooctanoic acid

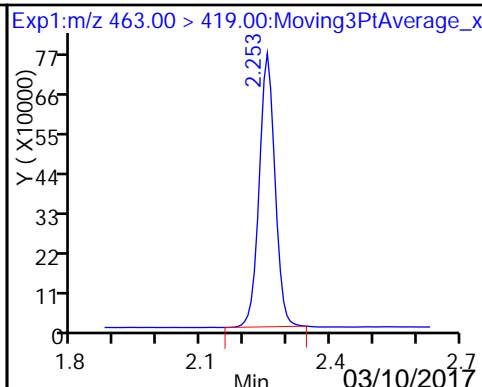
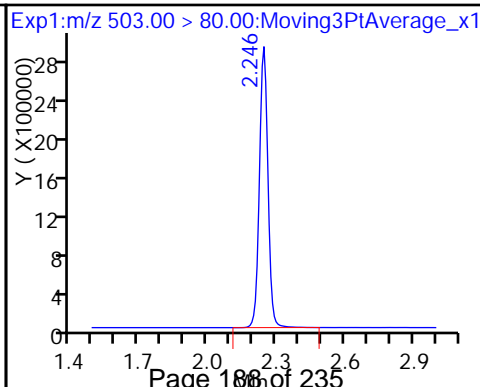
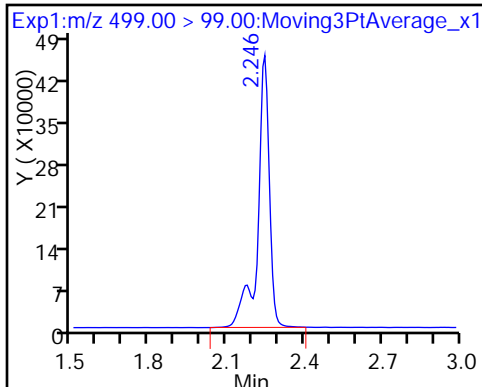
8 Perfluorooctane sulfonic acid (M)



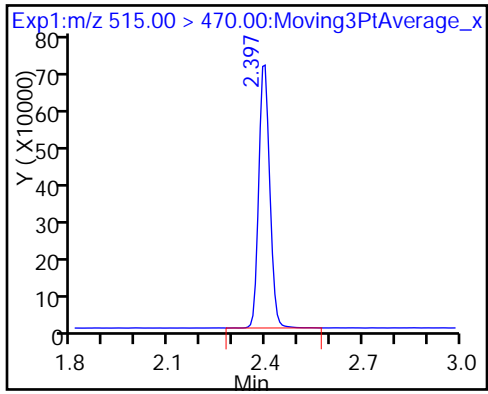
8 Perfluorooctane sulfonic acid (M)

* 7 13C4 PFOS

9 Perfluorononanoic acid



\$ 10 13C2 PFDA



TestAmerica Sacramento

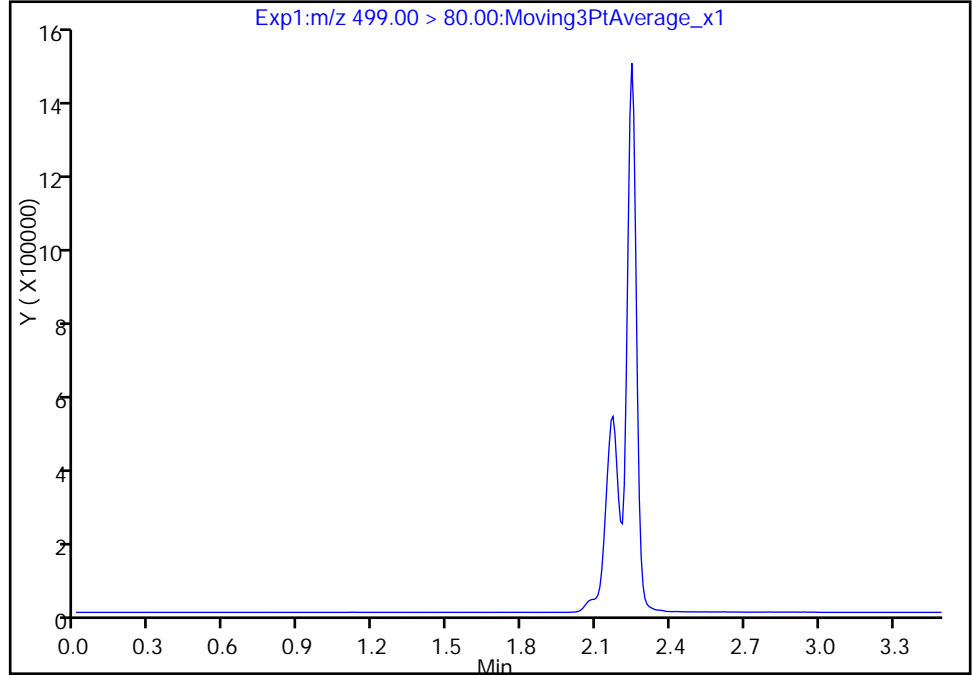
Data File: \\ChromNa\Sacramento\ChromData\A8_N\20170309-40642.b\2017.03.09_537A_017.d
Injection Date: 09-Mar-2017 10:53:21 Instrument ID: A8_N
Lims ID: CCV L3
Client ID:
Operator ID: A8-PC\A8 ALS Bottle#: 3 Worklist Smp#: 17
Injection Vol: 2.0 ul Dil. Factor: 1.0000
Method: 537_A8_N Limit Group: LC 537 ICAL
Column: Detector EXP1

8 Perfluorooctane sulfonic acid, CAS: 1763-23-1

Signal: 1

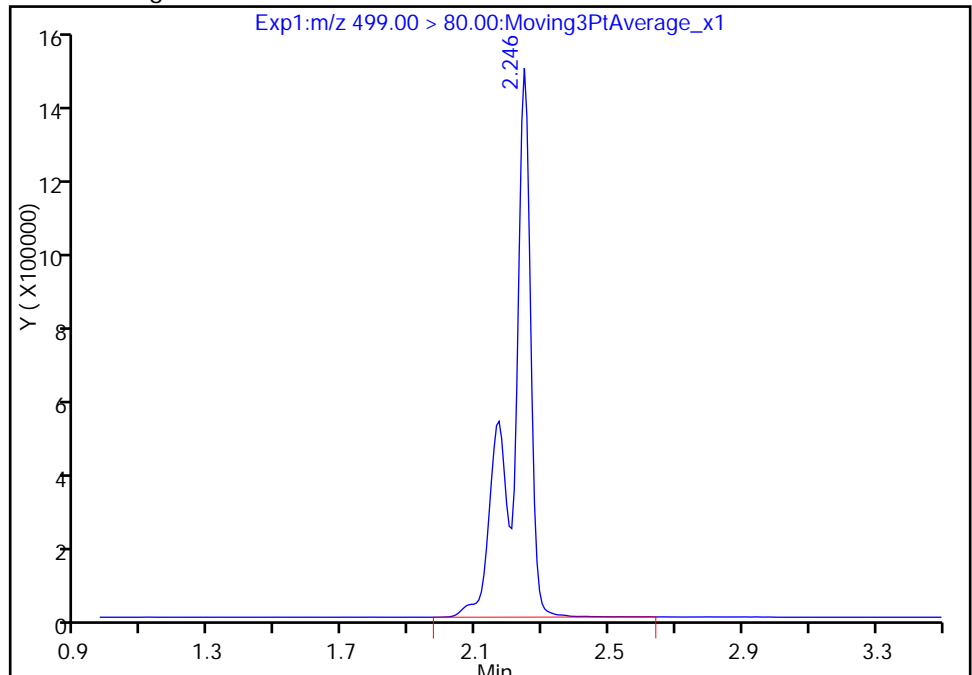
Not Detected
Expected RT: 2.23

Processing Integration Results



Manual Integration Results

RT: 2.25
Area: 5931845
Amount: 19.939825
Amount Units: ng/ml



Reviewer: barnettj, 10-Mar-2017 10:42:40
Audit Action: Assigned Compound ID

Audit Reason: Missed Peak

TestAmerica Sacramento

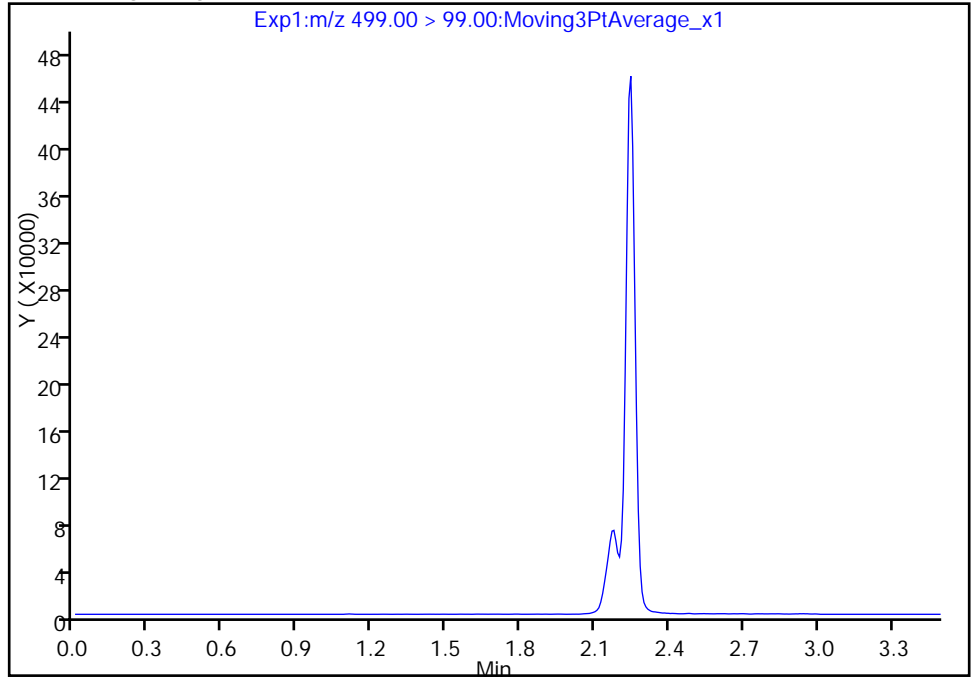
Data File: \\ChromNa\Sacramento\ChromData\A8_N\20170309-40642.b\2017.03.09_537A_017.d
Injection Date: 09-Mar-2017 10:53:21 Instrument ID: A8_N
Lims ID: CCV L3
Client ID:
Operator ID: A8-PC\A8 ALS Bottle#: 3 Worklist Smp#: 17
Injection Vol: 2.0 ul Dil. Factor: 1.0000
Method: 537_A8_N Limit Group: LC 537 ICAL
Column: Detector EXP1

8 Perfluorooctane sulfonic acid, CAS: 1763-23-1

Signal: 2

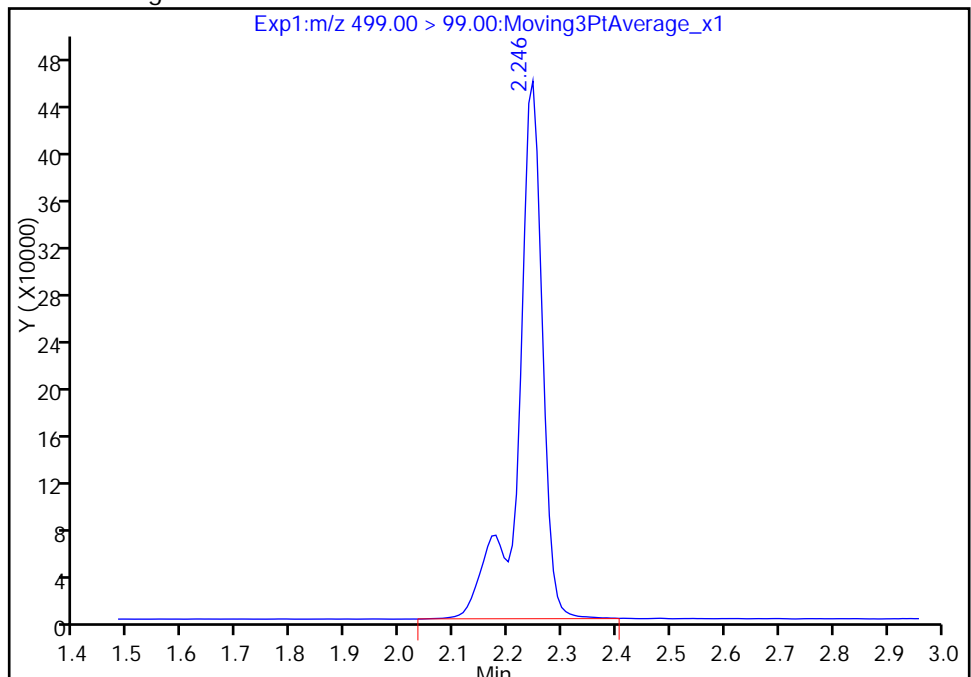
Not Detected
Expected RT: 2.23

Processing Integration Results



Manual Integration Results

RT: 2.25
Area: 1427544
Amount: 19.939825
Amount Units: ng/ml



Reviewer: barnettj, 10-Mar-2017 10:42:40

Audit Action: Manually Integrated

Audit Reason: Missed Peak

TestAmerica Sacramento

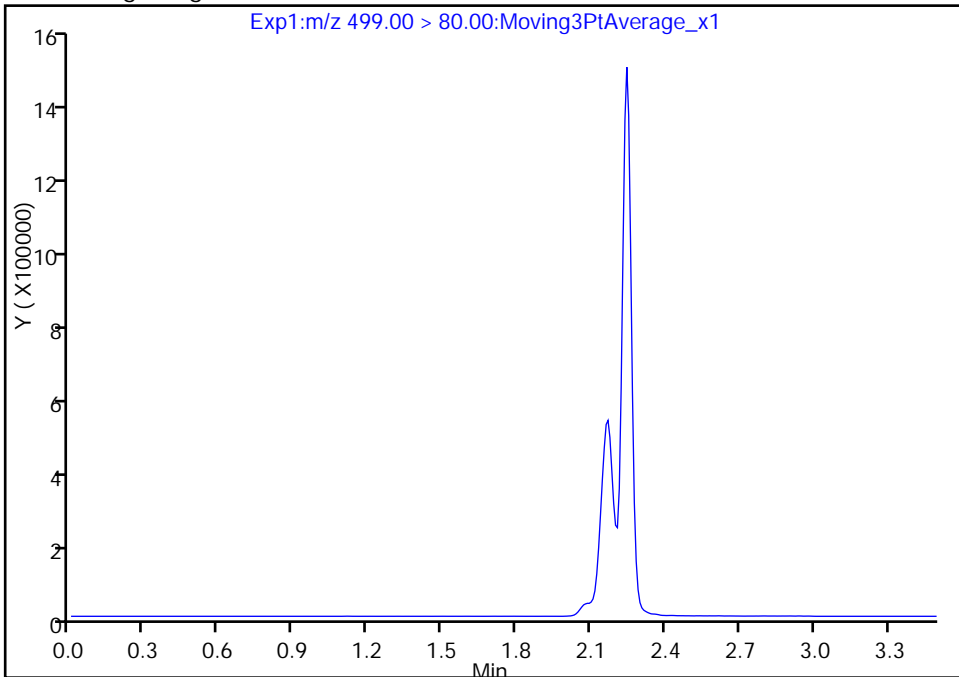
Data File: \\ChromNa\Sacramento\ChromData\A8_N\20170309-40642.b\2017.03.09_537A_017.d
Injection Date: 09-Mar-2017 10:53:21 Instrument ID: A8_N
Lims ID: CCV L3
Client ID:
Operator ID: A8-PC\A8 ALS Bottle#: 3 Worklist Smp#: 17
Injection Vol: 2.0 ul Dil. Factor: 1.0000
Method: 537_A8_N Limit Group: LC 537 ICAL
Column: Detector EXP1

8 Perfluorooctane sulfonic acid, CAS: 1763-23-1

Signal: 1

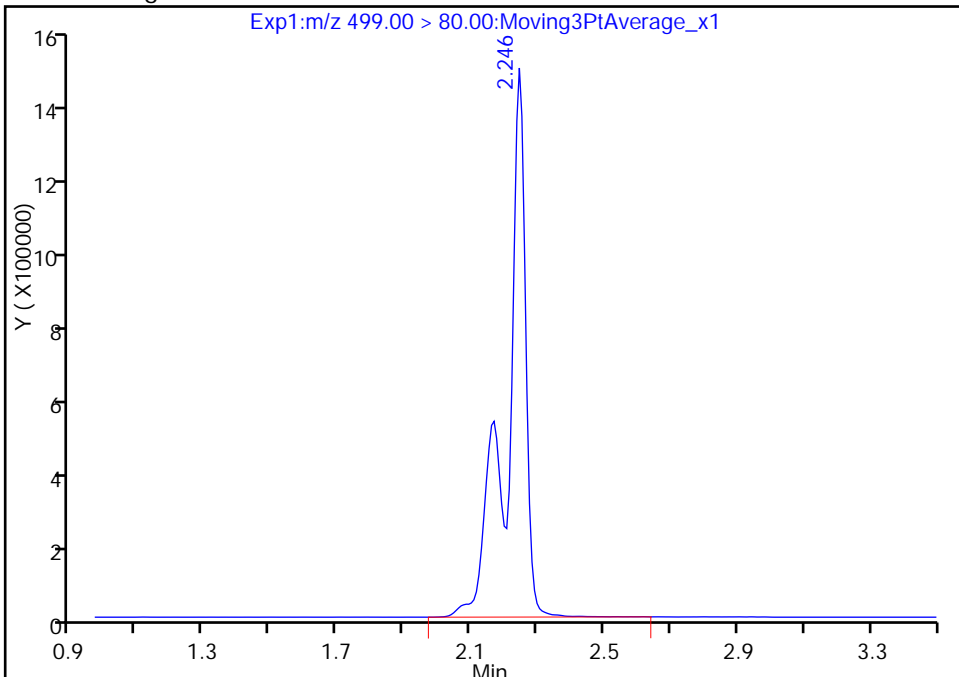
Not Detected
Expected RT: 2.23

Processing Integration Results



Manual Integration Results

RT: 2.25
Area: 5931845
Amount: 19.939825
Amount Units: ng/ml



Reviewer: barnettj, 10-Mar-2017 10:42:40

Audit Action: Manually Integrated

Audit Reason: Missed Peak

TestAmerica Sacramento

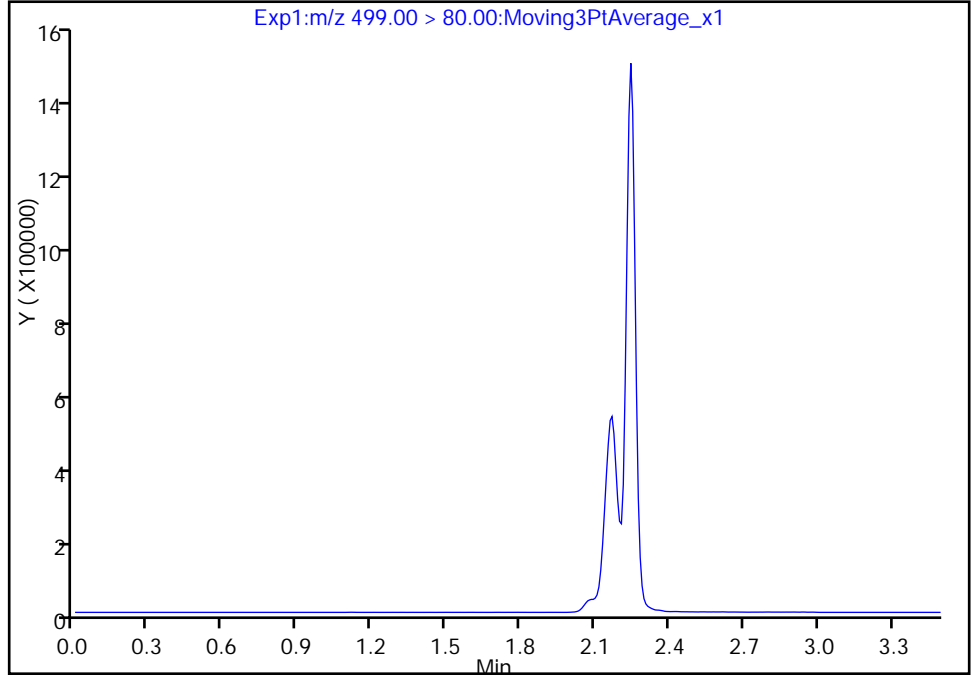
Data File: \\ChromNa\Sacramento\ChromData\A8_N\20170309-40642.b\2017.03.09_537A_017.d
Injection Date: 09-Mar-2017 10:53:21 Instrument ID: A8_N
Lims ID: CCV L3
Client ID:
Operator ID: A8-PC\A8 ALS Bottle#: 3 Worklist Smp#: 17
Injection Vol: 2.0 ul Dil. Factor: 1.0000
Method: 537_A8_N Limit Group: LC 537 ICAL
Column: Detector EXP1

8 Perfluorooctane sulfonic acid, CAS: 1763-23-1

Signal: 1

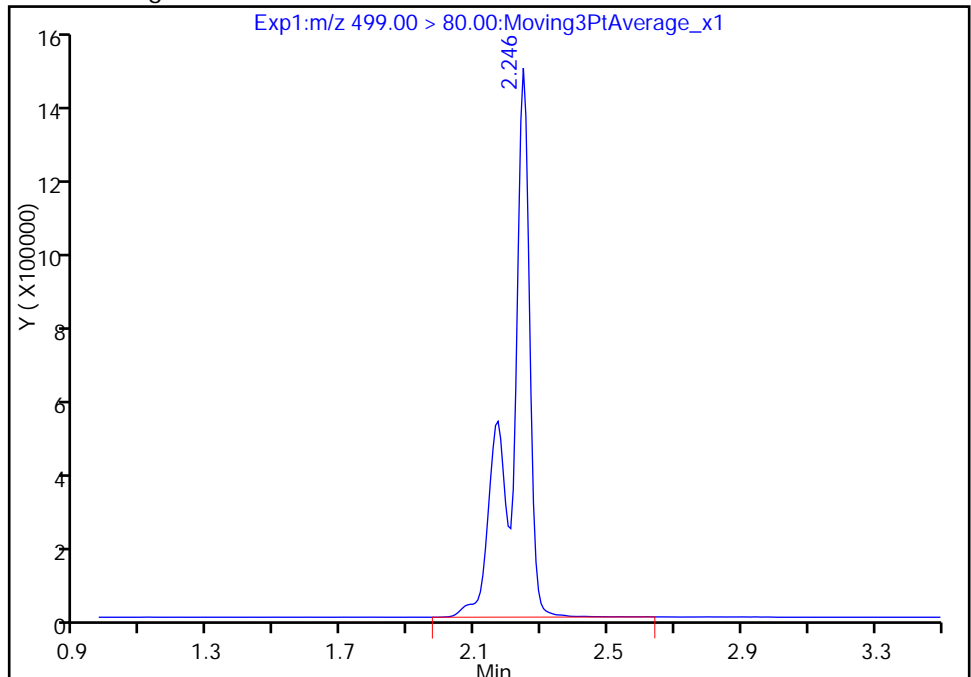
Not Detected
Expected RT: 2.23

Processing Integration Results



Manual Integration Results

RT: 2.25
Area: 5931845
Amount: 19.939825
Amount Units: ng/ml



Reviewer: barnettj, 10-Mar-2017 10:42:40
Audit Action: Assigned Compound ID

Audit Reason: Missed Peak

TestAmerica Sacramento

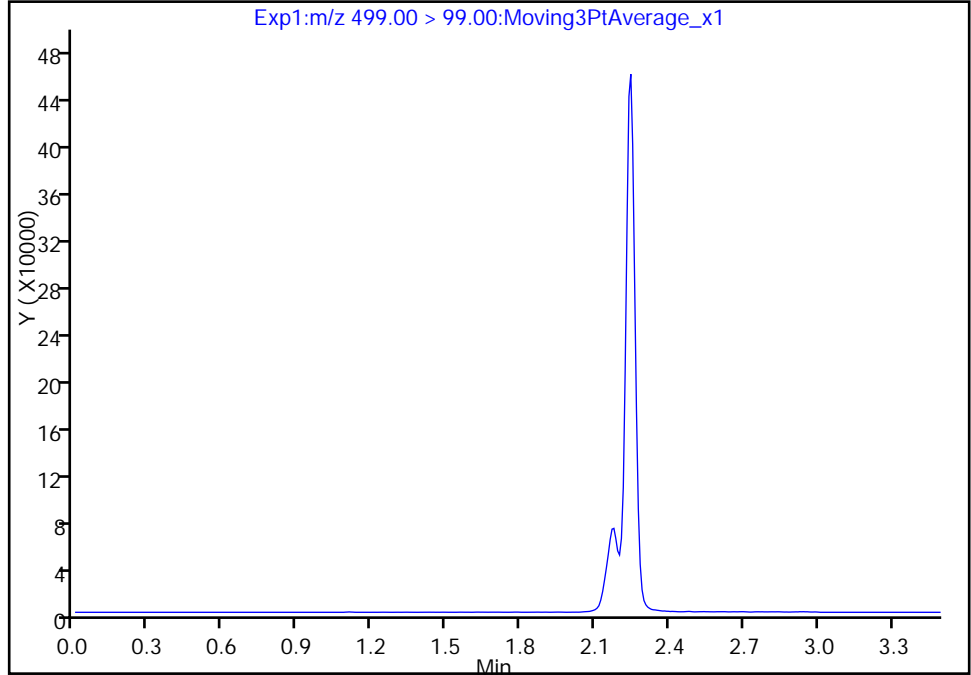
Data File: \\ChromNa\Sacramento\ChromData\A8_N\20170309-40642.b\2017.03.09_537A_017.d
Injection Date: 09-Mar-2017 10:53:21 Instrument ID: A8_N
Lims ID: CCV L3
Client ID:
Operator ID: A8-PC\A8 ALS Bottle#: 3 Worklist Smp#: 17
Injection Vol: 2.0 ul Dil. Factor: 1.0000
Method: 537_A8_N Limit Group: LC 537 ICAL
Column: Detector EXP1

8 Perfluorooctane sulfonic acid, CAS: 1763-23-1

Signal: 2

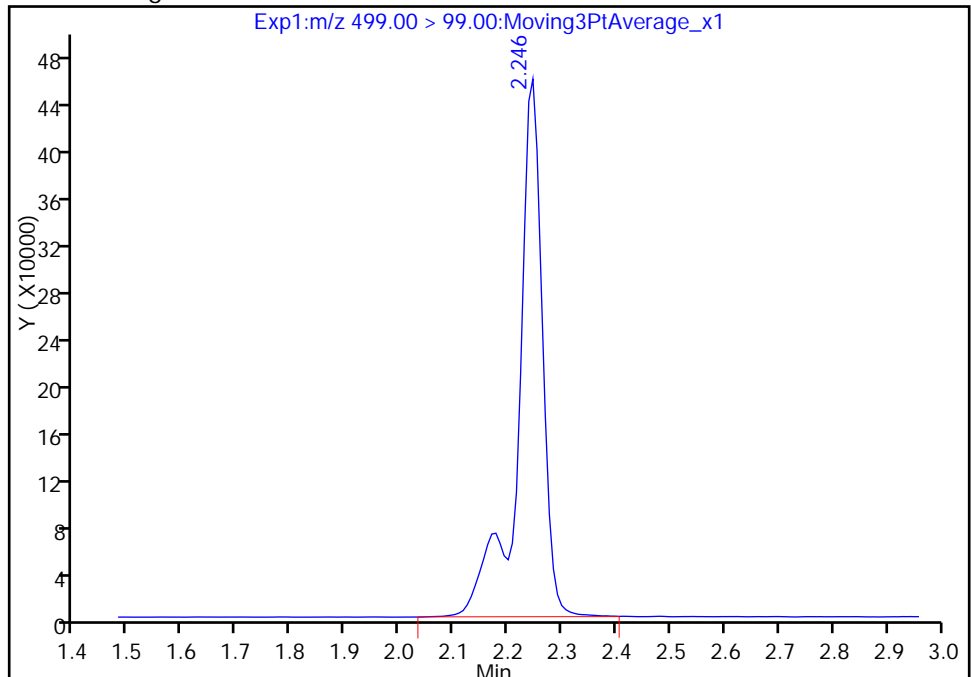
Not Detected
Expected RT: 2.23

Processing Integration Results



Manual Integration Results

RT: 2.25
Area: 1427544
Amount: 19.939825
Amount Units: ng/ml



Reviewer: barnettj, 10-Mar-2017 10:42:40

Audit Action: Manually Integrated

Audit Reason: Missed Peak

TestAmerica Sacramento

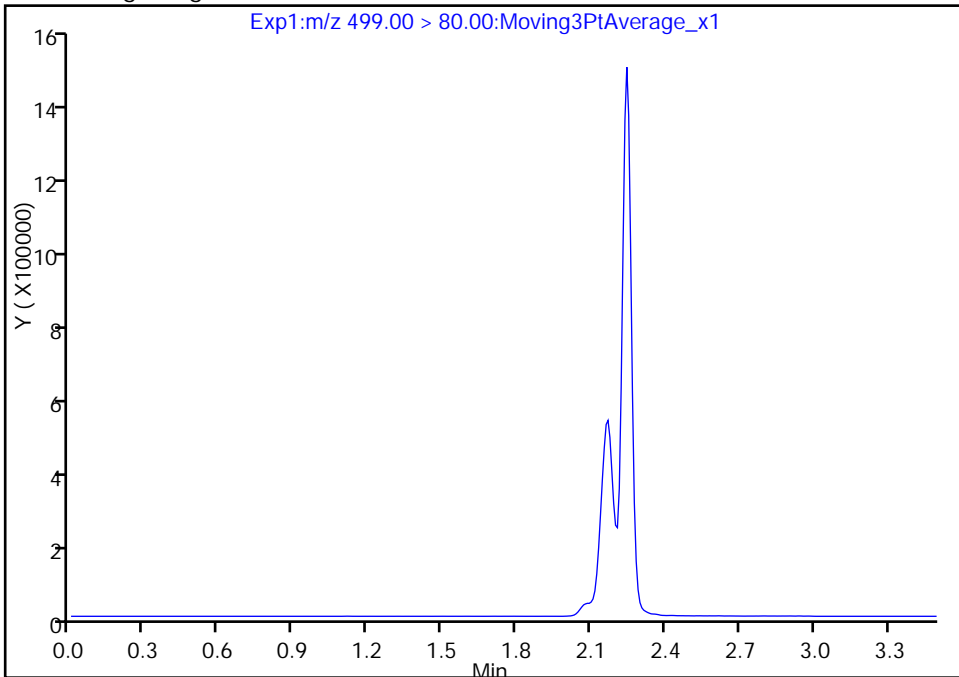
Data File: \\ChromNa\Sacramento\ChromData\A8_N\20170309-40642.b\2017.03.09_537A_017.d
Injection Date: 09-Mar-2017 10:53:21 Instrument ID: A8_N
Lims ID: CCV L3
Client ID:
Operator ID: A8-PC\A8 ALS Bottle#: 3 Worklist Smp#: 17
Injection Vol: 2.0 ul Dil. Factor: 1.0000
Method: 537_A8_N Limit Group: LC 537 ICAL
Column: Detector EXP1

8 Perfluorooctane sulfonic acid, CAS: 1763-23-1

Signal: 1

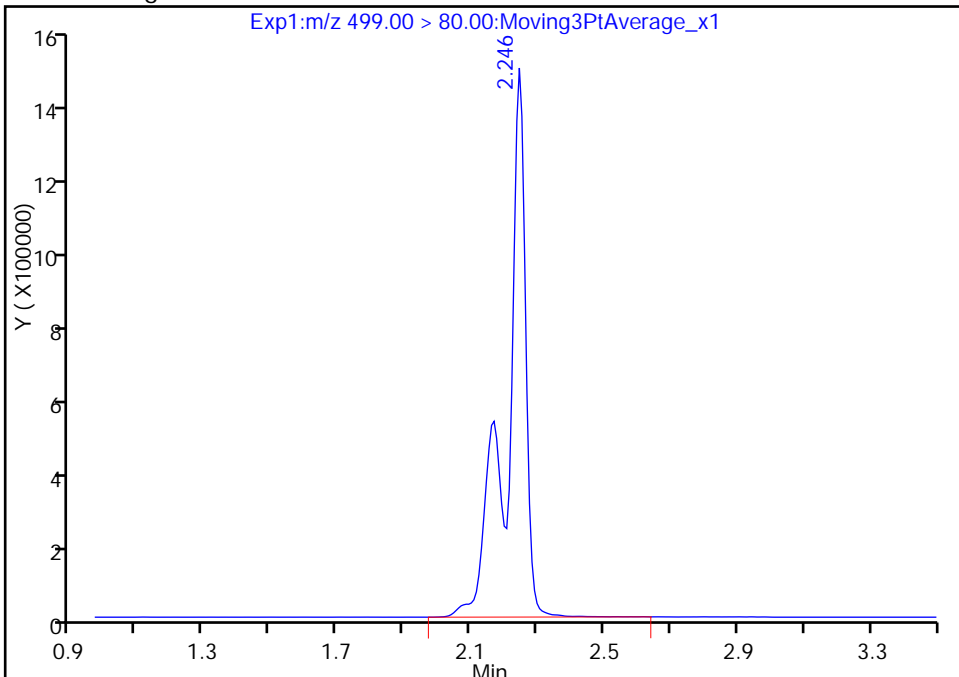
Not Detected
Expected RT: 2.23

Processing Integration Results



Manual Integration Results

RT: 2.25
Area: 5931845
Amount: 19.939825
Amount Units: ng/ml



Reviewer: barnettj, 10-Mar-2017 10:42:40

Audit Action: Manually Integrated

Audit Reason: Missed Peak

FORM VII
LCMS CONTINUING CALIBRATION DATA

Lab Name: TestAmerica Sacramento Job No.: 320-26309-1
 SDG No.: _____
 Lab Sample ID: CCV 320-154110/26 Calibration Date: 03/09/2017 11:32
 Instrument ID: A8_N Calib Start Date: 03/06/2017 09:50
 GC Column: GeminiC18 3x100 ID: 3.00 (mm) Calib End Date: 03/06/2017 10:12
 Lab File ID: 2017.03.09_537A_026.d Conc. Units: ng/mL

ANALYTE	CURVE TYPE	AVE RRF	RRF	MIN RRF	CALC AMOUNT	SPIKE AMOUNT	%D	MAX %D
Perfluorobutanesulfonic acid (PFBS)	QuaF		0.8155		119	135	-11.3	30.0
Perfluoroheptanoic acid	Ave	0.9636	0.8823		13.6	14.9	-8.4	30.0
Perfluorohexanesulfonic acid	Ave	1.641	1.527		42.3	45.4	-6.9	30.0
Perfluorooctanoic acid (PFOA)	Ave	0.9751	0.9093		27.3	29.3	-6.7	30.0
Perfluorooctanesulfonic acid (PFOS)	Ave	1.112	1.087		58.7	60.1	-2.3	30.0
Perfluorononanoic acid	Ave	0.7192	0.6797		29.4	31.1	-5.5	30.0
13C2 PFHxA	Ave	1.071	1.107		10.3	10.0	3.4	30.0
13C2 PFDA	Ave	0.6728	0.6653		9.89	10.0	-1.1	30.0

TestAmerica Sacramento
Target Compound Quantitation Report

Data File: \\ChromNa\Sacramento\ChromData\A8_N\20170309-40642.b\2017.03.09_537A_026.d
 Lims ID: CCV L5
 Client ID:
 Sample Type: CCVIS
 Inject. Date: 09-Mar-2017 11:32:55 ALS Bottle#: 5 Worklist Smp#: 26
 Injection Vol: 2.0 ul Dil. Factor: 1.0000
 Sample Info: CCV L5
 Misc. Info.: Plate: 1 Rack: 1
 Operator ID: A8-PC\A8 Instrument ID: A8_N
 Sublist: chrom-537_A8_N*sub1
 Method: \\ChromNa\Sacramento\ChromData\A8_N\20170309-40642.b\537_A8_N.m
 Limit Group: LC 537 ICAL
 Last Update: 10-Mar-2017 10:42:56 Calib Date: 06-Mar-2017 10:12:33
 Integrator: Picker
 Quant Method: Internal Standard Quant By: Initial Calibration
 Last ICal File: \\ChromNA\Sacramento\ChromData\A8_N\20170306-40511.b\2017.03.06_537_ICAL_009.d
 Column 1 : Det: EXP1
 Process Host: XAWRK031

First Level Reviewer: barnettj Date: 10-Mar-2017 10:33:26

Signal	RT	EXP RT	DLT RT	REL RT	Response	Amount ng/ml	Ratio(Limits)	S/N	Flags
1 Perfluorobutanesulfonic acid									
298.90 > 80.00	1.495	1.498	-0.003	1.000	30690028	119.5		1984	
298.90 > 99.00	1.495	1.498	-0.003	1.000	23749413		1.29(0.00-0.00)	2964	
\$ 2 13C2 PFHxA									
315.00 > 270.00	1.624	1.627	-0.003	1.000	3096090	10.3		6890	
3 Perfluorohexanesulfonic acid									
399.00 > 80.00	1.775	1.785	-0.010	1.000	19378090	42.3		3064	
4 Perfluoroheptanoic acid									
363.00 > 319.00	1.775	1.787	-0.012	1.000	3664625	13.6		567	
* 6 13C2-PFOA									
415.00 > 370.00	1.973	1.999	-0.026		2796875	10.0		5136	
5 Perfluorooctanoic acid									
413.00 > 369.00	1.980	2.000	-0.020	1.000	7445971	27.3		389	
413.00 > 169.00	1.980	2.000	-0.020	1.000	4611500		1.61(0.00-0.00)	3423	
8 Perfluorooctane sulfonic acid									
499.00 > 80.00	2.231	2.231	0.0	1.000	18252118	58.7		8212	
499.00 > 99.00	2.223	2.231	-0.008	0.997	4450204		4.10(0.00-0.00)	4187	
* 7 13C4 PFOS									
503.00 > 80.00	2.231	2.246	-0.015		8016572	28.7		8350	
9 Perfluorononanoic acid									
463.00 > 419.00	2.238	2.256	-0.018	1.000	5914295	29.4		1630	
\$ 10 13C2 PFDA									
515.00 > 470.00	2.382	2.394	-0.012	1.000	1860848	9.89		2130	

Reagents:

LC537-L5_00020

Amount Added: 1.00

Units: mL

TestAmerica Sacramento

Data File: \\ChromNa\Sacramento\ChromData\A8_N\20170309-40642.b\2017.03.09_537A_026.d

Injection Date: 09-Mar-2017 11:32:55

Instrument ID: A8_N

Lims ID: CCV L5

Client ID:

Operator ID: A8-PC\A8

ALS Bottle#: 5

Worklist Smp#: 26

Injection Vol: 2.0 ul

Dil. Factor: 1.0000

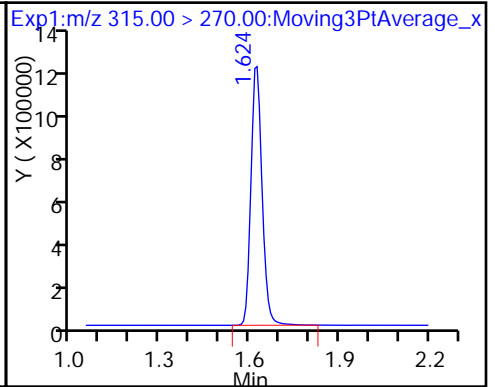
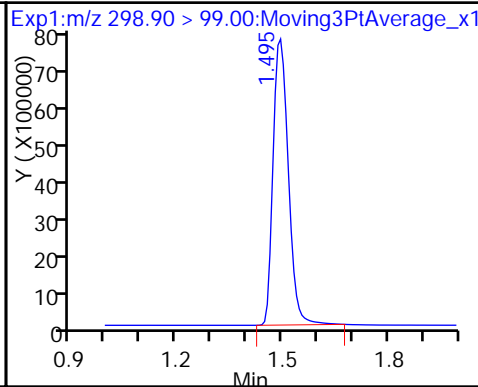
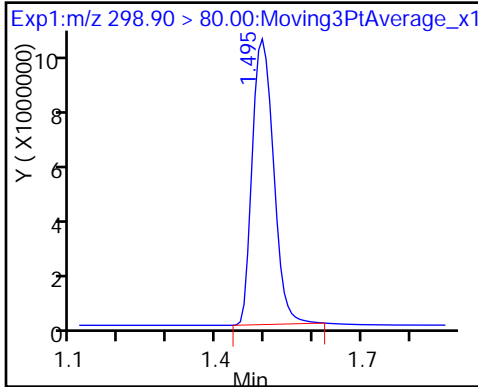
Method: 537_A8_N

Limit Group: LC 537 ICAL

1 Perfluorobutanesulfonic acid

1 Perfluorobutanesulfonic acid

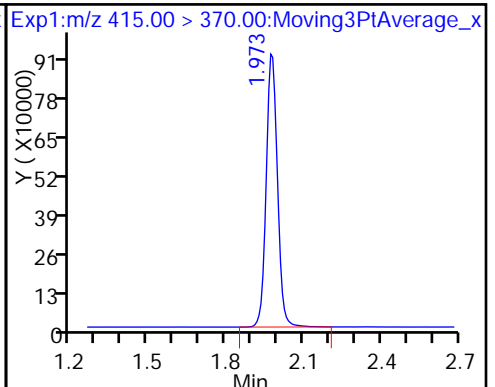
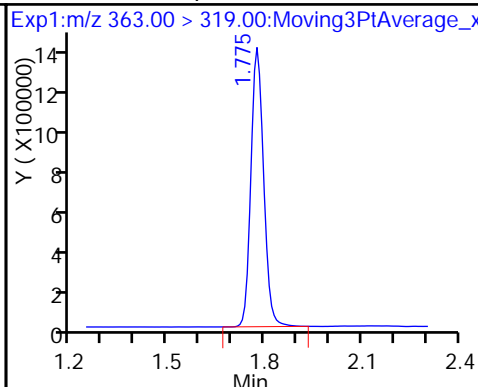
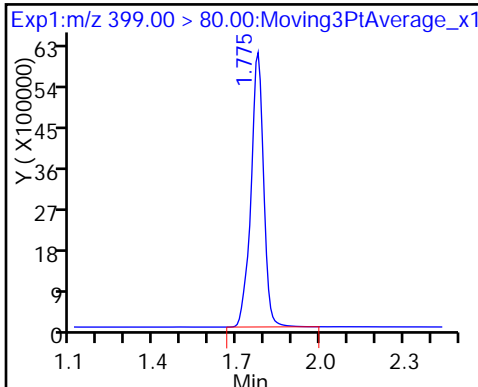
\$ 2 13C2 PFHxA



3 Perfluorohexanesulfonic acid

4 Perfluoroheptanoic acid

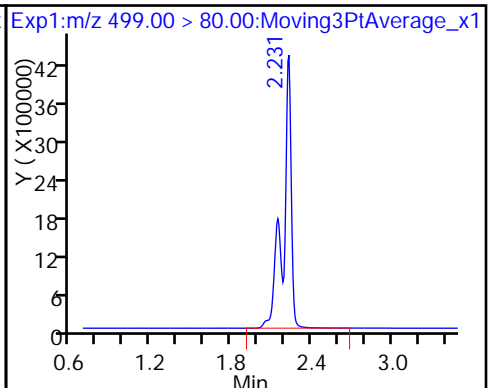
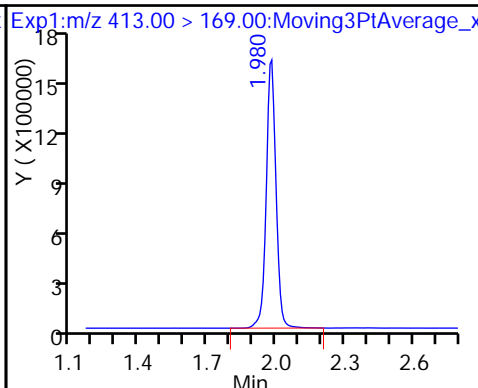
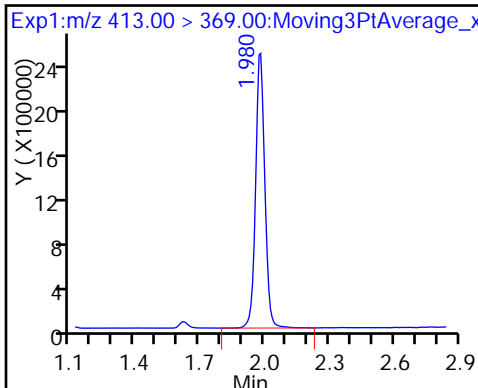
* 6 13C2-PFOA



5 Perfluorooctanoic acid

5 Perfluorooctanoic acid

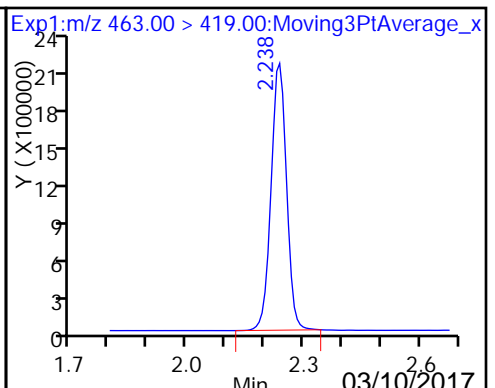
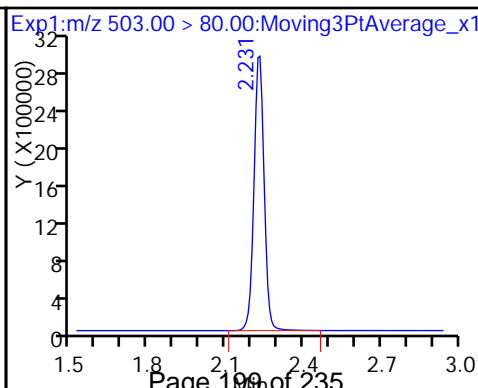
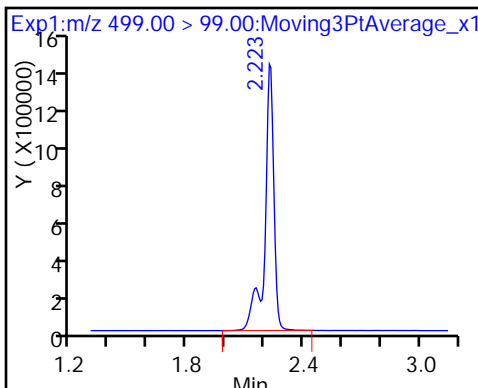
8 Perfluorooctane sulfonic acid



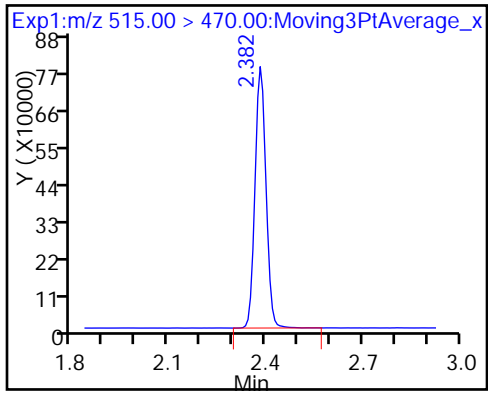
8 Perfluorooctane sulfonic acid

* 7 13C4 PFOS

9 Perfluorononanoic acid



\$ 10 13C2 PFDA



FORM I
LCMS ORGANICS ANALYSIS DATA SHEET

Lab Name: TestAmerica Sacramento Job No.: 320-26309-1
 SDG No.: _____
 Client Sample ID: _____ Lab Sample ID: MB 320-153778/1-A
 Matrix: Water Lab File ID: 2017.03.09_537A_007.d
 Analysis Method: 537 Date Collected: _____
 Extraction Method: 537 Date Extracted: 03/07/2017 17:54
 Sample wt/vol: 250.00 (mL) Date Analyzed: 03/09/2017 10:09
 Con. Extract Vol.: 1.00 (mL) Dilution Factor: 1
 Injection Volume: 2 (uL) GC Column: GeminiC18 3x100 ID: 3 (mm)
 % Moisture: _____ GPC Cleanup: (Y/N) N
 Analysis Batch No.: 154108 Units: ug/L

CAS NO.	COMPOUND NAME	RESULT	Q	LOQ	LOD	DL
1763-23-1	Perfluorooctanesulfonic acid (PFOS)	0.048	U	0.060	0.048	0.016
335-67-1	Perfluorooctanoic acid (PFOA)	0.024	U	0.030	0.024	0.0094
375-73-5	Perfluorobutanesulfonic acid (PFBS)	0.11	U	0.14	0.11	0.048

CAS NO.	SURROGATE	%REC	Q	LIMITS
STL00993	13C2 PFHxA	103		70-130
STL00996	13C2 PFDA	101		70-130

TestAmerica Sacramento
Target Compound Quantitation Report

Data File: \\ChromNa\Sacramento\ChromData\A8_N\20170309-40642.b\2017.03.09_537A_007.d
 Lims ID: MB 320-153778/1-A
 Client ID:
 Sample Type: MB
 Inject. Date: 09-Mar-2017 10:09:12 ALS Bottle#: 1 Worklist Smp#: 7
 Injection Vol: 2.0 ul Dil. Factor: 1.0000
 Sample Info: mb 320-153778/1-a
 Misc. Info.: Plate: 1 Rack: 2
 Operator ID: A8-PC\A8 Instrument ID: A8_N
 Method: \\ChromNa\Sacramento\ChromData\A8_N\20170309-40642.b\537_A8_N.m
 Limit Group: LC 537 ICAL
 Last Update: 10-Mar-2017 10:42:28 Calib Date: 06-Mar-2017 10:12:33
 Integrator: Picker
 Quant Method: Internal Standard Quant By: Initial Calibration
 Last ICal File: \\ChromNA\Sacramento\ChromData\A8_N\20170306-40511.b\2017.03.06_537_ICAL_009.d
 Column 1 : Det: EXP1
 Process Host: XAWRK031

First Level Reviewer: phomsophat Date: 09-Mar-2017 12:04:00

Signal	RT	EXP RT	DLT RT	REL RT	Response	Amount ng/ml	Ratio(Limits)	S/N	Flags
\$ 2 13C2 PFHxA	315.00 > 270.00	1.639	1.627	0.012	1.000	2451021	10.3	6098	
* 6 13C2-PFOA	415.00 > 370.00	2.018	1.999	0.019		2221193	10.0	5021	
* 7 13C4 PFOS	503.00 > 80.00	2.261	2.246	0.015		6332032	28.7	8866	
\$ 10 13C2 PFDA	515.00 > 470.00	2.413	2.394	0.019	1.000	1504439	10.1	2860	

TestAmerica Sacramento

Data File: \\ChromNa\Sacramento\ChromData\A8_N\20170309-40642.b\2017.03.09_537A_007.d

Injection Date: 09-Mar-2017 10:09:12

Instrument ID: A8_N

Lims ID: MB 320-153778/1-A

Client ID:

Operator ID: A8-PC\A8

ALS Bottle#: 1

Worklist Smp#: 7

Injection Vol: 2.0 ul

Dil. Factor: 1.0000

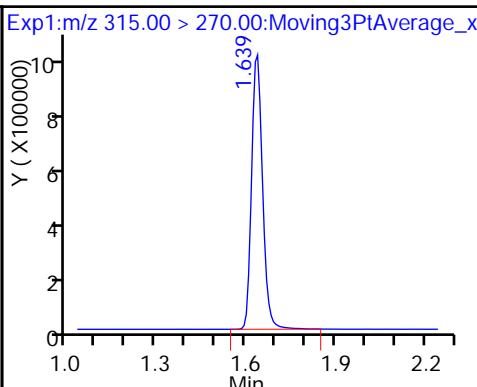
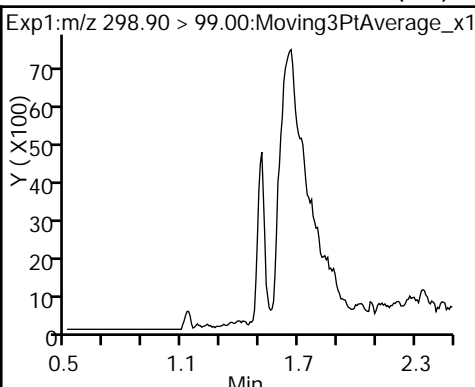
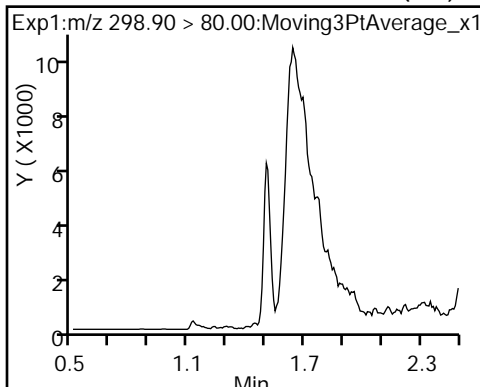
Method: 537_A8_N

Limit Group: LC 537 ICAL

1 Perfluorobutanesulfonic acid (ND)

1 Perfluorobutanesulfonic acid (ND)

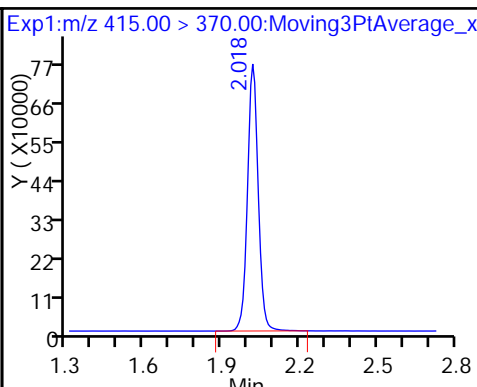
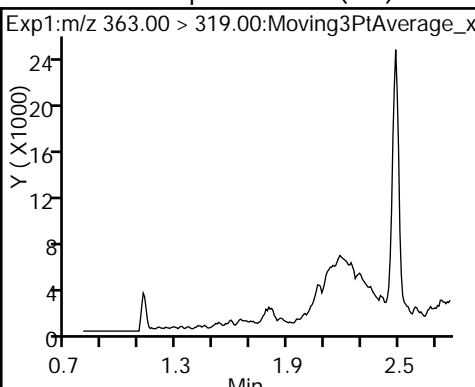
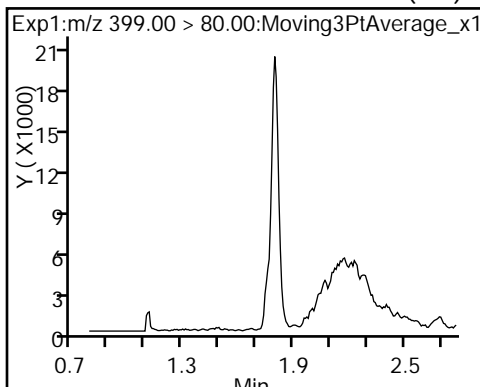
\$ 2 13C2 PFHxA



3 Perfluorohexanesulfonic acid (ND)

4 Perfluoroheptanoic acid (ND)

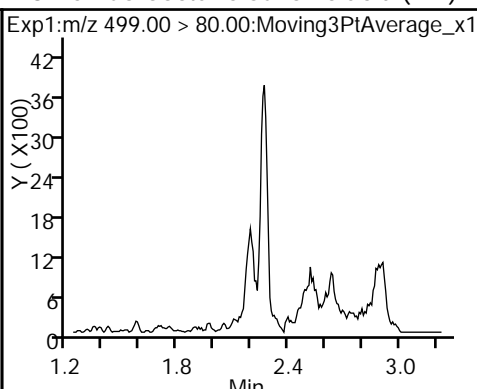
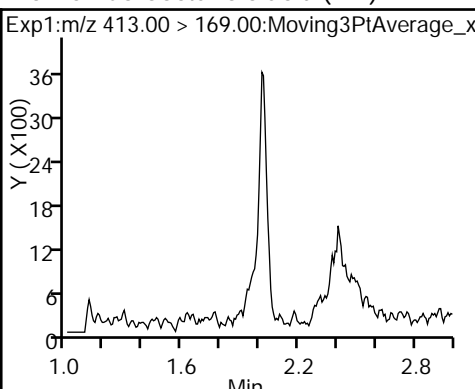
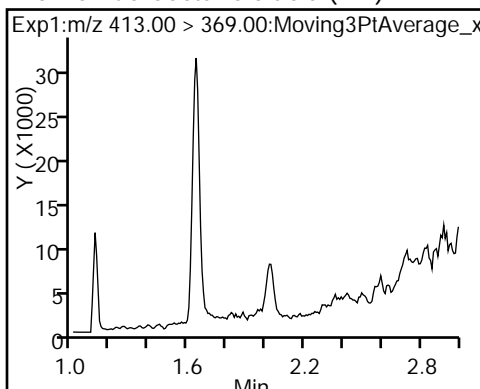
* 6 13C2-PFOA



5 Perfluorooctanoic acid (ND)

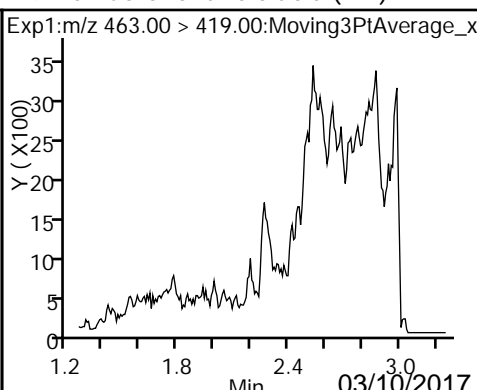
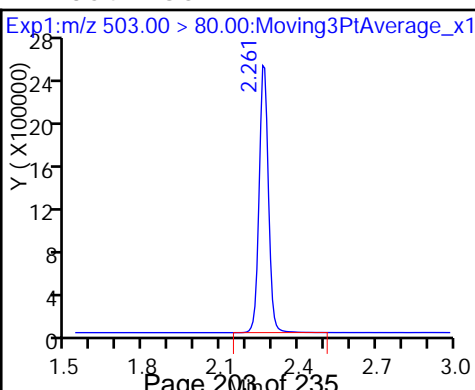
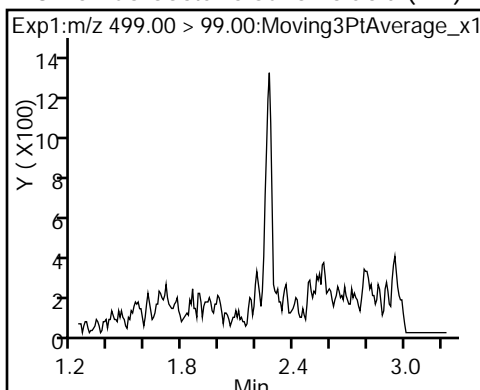
5 Perfluorooctanoic acid (ND)

8 Perfluorooctane sulfonic acid (ND)

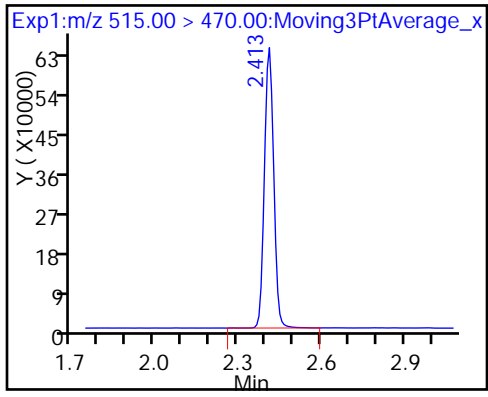


8 Perfluorooctane sulfonic acid (ND) * 7 13C4 PFOS

9 Perfluorononanoic acid (ND)



\$ 10 13C2 PFDA



TestAmerica Sacramento
Recovery Report

Data File: \\ChromNa\Sacramento\ChromData\A8_N\20170309-40642.b\2017.03.09_537A_007.d
 Lims ID: MB 320-153778/1-A
 Client ID:
 Sample Type: MB
 Inject. Date: 09-Mar-2017 10:09:12 ALS Bottle#: 1 Worklist Smp#: 7
 Injection Vol: 2.0 ul Dil. Factor: 1.0000
 Sample Info: mb 320-153778/1-a
 Misc. Info.: Plate: 1 Rack: 2
 Operator ID: A8-PC\A8 Instrument ID: A8_N
 Method: \\ChromNa\Sacramento\ChromData\A8_N\20170309-40642.b\537_A8_N.m
 Limit Group: LC 537 ICAL
 Last Update: 10-Mar-2017 10:42:28 Calib Date: 06-Mar-2017 10:12:33
 Integrator: Picker
 Quant Method: Internal Standard Quant By: Initial Calibration
 Last ICal File: \\ChromNA\Sacramento\ChromData\A8_N\20170306-40511.b\2017.03.06_537_ICAL_009.d
 Column 1 : Det: EXP1
 Process Host: XAWRK031

First Level Reviewer: phomsophat Date: 09-Mar-2017 12:04:00

Compound	Amount Added	Amount Recovered	% Rec.
\$ 2 13C2 PFHxA	10.0	10.3	103.03
\$ 10 13C2 PFDA	10.0	10.1	100.67

FORM I
LCMS ORGANICS ANALYSIS DATA SHEET

Lab Name: TestAmerica Sacramento Job No.: 320-26309-1
 SDG No.: _____
 Client Sample ID: _____ Lab Sample ID: LCS 320-153778/2-A
 Matrix: Water Lab File ID: 2017.03.09_537A_008.d
 Analysis Method: 537 Date Collected: _____
 Extraction Method: 537 Date Extracted: 03/07/2017 17:54
 Sample wt/vol: 250.00 (mL) Date Analyzed: 03/09/2017 10:13
 Con. Extract Vol.: 1.00 (mL) Dilution Factor: 1
 Injection Volume: 2 (uL) GC Column: GeminiC18 3x100 ID: 3 (mm)
 % Moisture: _____ GPC Cleanup: (Y/N) N
 Analysis Batch No.: 154108 Units: ug/L

CAS NO.	COMPOUND NAME	RESULT	Q	LOQ	LOD	DL
1763-23-1	Perfluorooctanesulfonic acid (PFOS)	0.300		0.060	0.048	0.016
335-67-1	Perfluorooctanoic acid (PFOA)	0.135		0.030	0.024	0.0094
375-73-5	Perfluorobutanesulfonic acid (PFBS)	0.722	E	0.14	0.11	0.048

CAS NO.	SURROGATE	%REC	Q	LIMITS
STL00993	13C2 PFHxA	107		70-130
STL00996	13C2 PFDA	105		70-130

TestAmerica Sacramento
Target Compound Quantitation Report

Data File: \\ChromNa\Sacramento\ChromData\A8_N\20170309-40642.b\2017.03.09_537A_008.d
 Lims ID: LCS 320-153778/2-A
 Client ID:
 Sample Type: LCS
 Inject. Date: 09-Mar-2017 10:13:39 ALS Bottle#: 2 Worklist Smp#: 8
 Injection Vol: 2.0 ul Dil. Factor: 1.0000
 Sample Info: lcs 320-153778/2-a
 Misc. Info.: Plate: 1 Rack: 2
 Operator ID: A8-PC\A8 Instrument ID: A8_N
 Method: \\ChromNa\Sacramento\ChromData\A8_N\20170309-40642.b\537_A8_N.m
 Limit Group: LC 537 ICAL
 Last Update: 10-Mar-2017 10:42:28 Calib Date: 06-Mar-2017 10:12:33
 Integrator: Picker
 Quant Method: Internal Standard Quant By: Initial Calibration
 Last ICal File: \\ChromNA\Sacramento\ChromData\A8_N\20170306-40511.b\2017.03.06_537_ICAL_009.d
 Column 1 : Det: EXP1
 Process Host: XAWRK031

First Level Reviewer: phomsophat Date: 09-Mar-2017 12:04:50

Signal	RT	EXP RT	DLT RT	REL RT	Response	Amount ng/ml	Ratio(Limits)	S/N	Flags
1 Perfluorobutanesulfonic acid									
298.90 > 80.00	1.510	1.498	0.012	1.000	31668201	180.6		1778	E
298.90 > 99.00	1.510	1.498	0.012	1.000	24479372		1.29(0.00-0.00)	2531	E
\$ 2 13C2 PFHxA									
315.00 > 270.00	1.646	1.627	0.019	1.000	2521019	10.7		5244	
3 Perfluorohexanesulfonic acid									
399.00 > 80.00	1.806	1.785	0.021	1.000	19328796	54.6		2408	
4 Perfluoroheptanoic acid									
363.00 > 319.00	1.806	1.787	0.019	1.000	3830618	18.0		516	
* 6 13C2-PFOA									
415.00 > 370.00	2.026	1.999	0.027		2209258	10.0		4163	
5 Perfluorooctanoic acid									
413.00 > 369.00	2.026	2.000	0.026	1.000	7293196	33.9		497	
413.00 > 169.00	2.026	2.000	0.026	1.000	4396270		1.66(0.00-0.00)	3116	
8 Perfluorooctane sulfonic acid									
499.00 > 80.00	2.269	2.231	0.037	1.000	18010567	75.0		6810	
499.00 > 99.00	2.269	2.231	0.037	1.000	4416484		4.08(0.00-0.00)	4412	
* 7 13C4 PFOS									
503.00 > 80.00	2.269	2.246	0.022		6190622	28.7		5625	
9 Perfluorononanoic acid									
463.00 > 419.00	2.276	2.256	0.020	1.000	5908865	37.2		1514	
\$ 10 13C2 PFDA									
515.00 > 470.00	2.413	2.394	0.019	1.000	1561882	10.5		3270	

[QC Flag Legend](#)

Processing Flags

E - Exceeded Maximum Amount

TestAmerica Sacramento

Data File: \\ChromNa\Sacramento\ChromData\A8_N\20170309-40642.b\2017.03.09_537A_008.d

Injection Date: 09-Mar-2017 10:13:39

Instrument ID: A8_N

Lims ID: LCS 320-153778/2-A

Client ID:

Operator ID: A8-PC\A8

ALS Bottle#: 2

Worklist Smp#: 8

Injection Vol: 2.0 ul

Dil. Factor: 1.0000

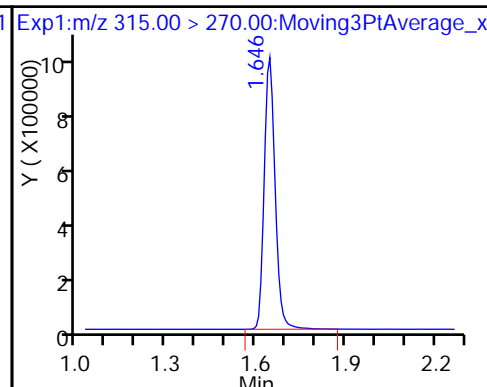
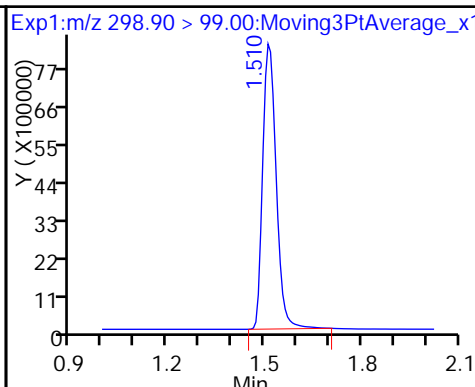
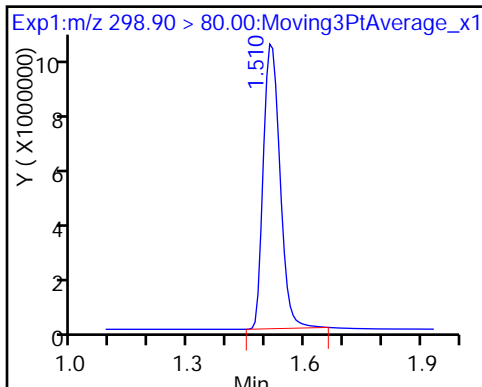
Method: 537_A8_N

Limit Group: LC 537 ICAL

1 Perfluorobutanesulfonic acid

1 Perfluorobutanesulfonic acid

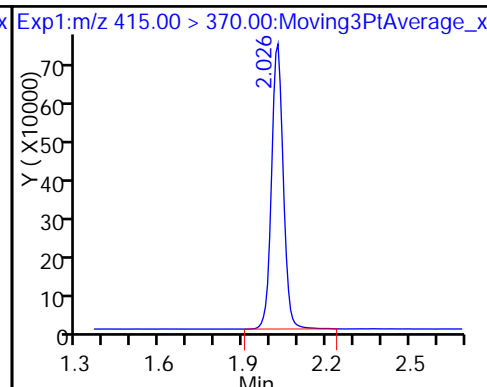
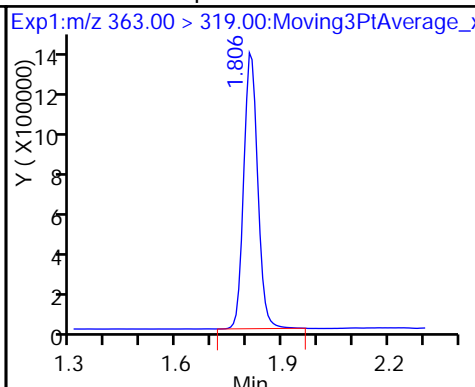
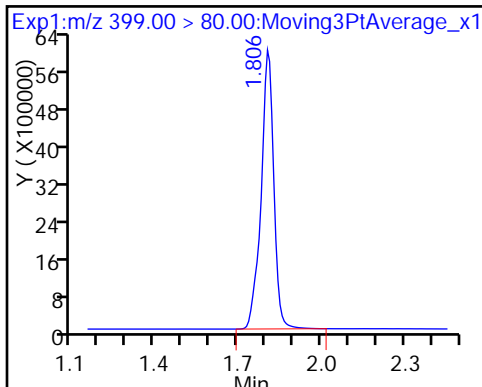
\$ 2 13C2 PFHxA



3 Perfluorohexanesulfonic acid

4 Perfluoroheptanoic acid

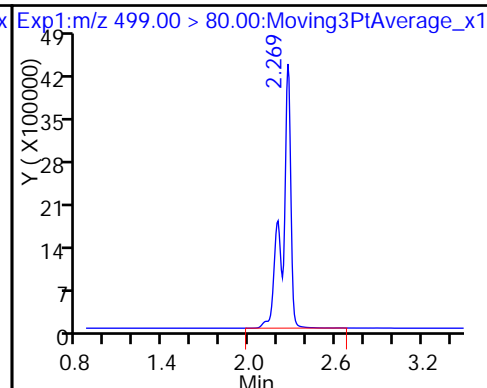
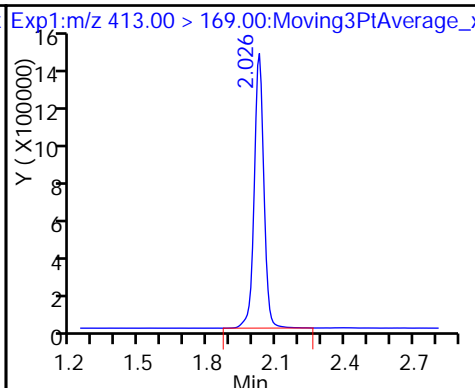
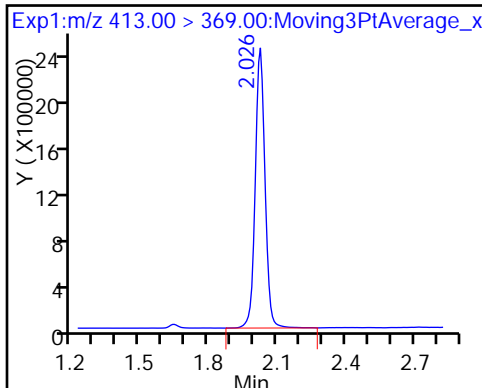
* 6 13C2-PFOA



5 Perfluorooctanoic acid

5 Perfluorooctanoic acid

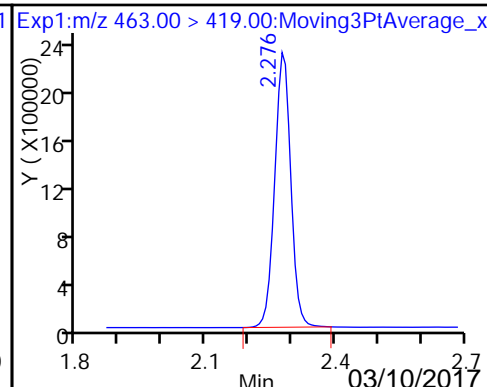
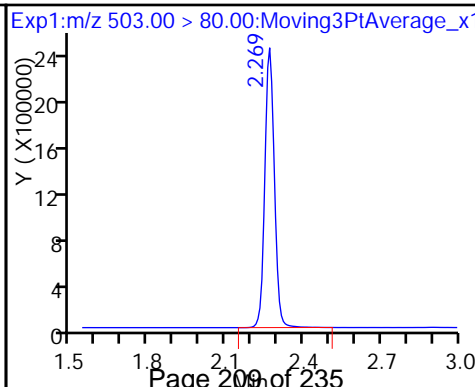
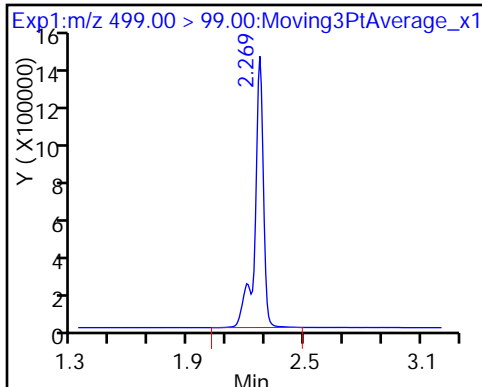
8 Perfluorooctane sulfonic acid



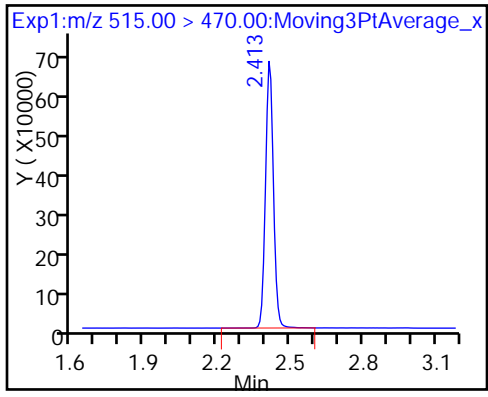
8 Perfluorooctane sulfonic acid

* 7 13C4 PFOS

9 Perfluorononanoic acid



\$ 10 13C2 PFDA



TestAmerica Sacramento
Recovery Report

Data File: \\ChromNa\Sacramento\ChromData\A8_N\20170309-40642.b\2017.03.09_537A_008.d
 Lims ID: LCS 320-153778/2-A
 Client ID:
 Sample Type: LCS
 Inject. Date: 09-Mar-2017 10:13:39 ALS Bottle#: 2 Worklist Smp#: 8
 Injection Vol: 2.0 ul Dil. Factor: 1.0000
 Sample Info: lcs 320-153778/2-a
 Misc. Info.: Plate: 1 Rack: 2
 Operator ID: A8-PC\A8 Instrument ID: A8_N
 Method: \\ChromNa\Sacramento\ChromData\A8_N\20170309-40642.b\537_A8_N.m
 Limit Group: LC 537 ICAL
 Last Update: 10-Mar-2017 10:42:28 Calib Date: 06-Mar-2017 10:12:33
 Integrator: Picker
 Quant Method: Internal Standard Quant By: Initial Calibration
 Last ICal File: \\ChromNA\Sacramento\ChromData\A8_N\20170306-40511.b\2017.03.06_537_ICAL_009.d
 Column 1 : Det: EXP1
 Process Host: XAWRK031

First Level Reviewer: phomsophat Date: 09-Mar-2017 12:04:50

Compound	Amount Added	Amount Recovered	% Rec.
\$ 2 13C2 PFHxA	10.0	10.7	106.54
\$ 10 13C2 PFDA	10.0	10.5	105.08

FORM I
LCMS ORGANICS ANALYSIS DATA SHEET

Lab Name: TestAmerica Sacramento Job No.: 320-26309-1
 SDG No.: _____
 Client Sample ID: _____ Lab Sample ID: LCSD 320-153778/3-A
 Matrix: Water Lab File ID: 2017.03.09_537A_009.d
 Analysis Method: 537 Date Collected: _____
 Extraction Method: 537 Date Extracted: 03/07/2017 17:54
 Sample wt/vol: 250.00 (mL) Date Analyzed: 03/09/2017 10:18
 Con. Extract Vol.: 1.00 (mL) Dilution Factor: 1
 Injection Volume: 2 (uL) GC Column: GeminiC18 3x100 ID: 3 (mm)
 % Moisture: _____ GPC Cleanup: (Y/N) N
 Analysis Batch No.: 154108 Units: ug/L

CAS NO.	COMPOUND NAME	RESULT	Q	LOQ	LOD	DL
1763-23-1	Perfluorooctanesulfonic acid (PFOS)	0.297		0.060	0.048	0.016
335-67-1	Perfluorooctanoic acid (PFOA)	0.133		0.030	0.024	0.0094
375-73-5	Perfluorobutanesulfonic acid (PFBS)	0.728	E	0.14	0.11	0.048

CAS NO.	SURROGATE	%REC	Q	LIMITS
STL00993	13C2 PFHxA	102		70-130
STL00996	13C2 PFDA	100		70-130

TestAmerica Sacramento
Target Compound Quantitation Report

Data File: \\ChromNa\Sacramento\ChromData\A8_N\20170309-40642.b\2017.03.09_537A_009.d
 Lims ID: LCSD 320-153778/3-A
 Client ID:
 Sample Type: LCSD
 Inject. Date: 09-Mar-2017 10:18:04 ALS Bottle#: 3 Worklist Smp#: 9
 Injection Vol: 2.0 ul Dil. Factor: 1.0000
 Sample Info: lcsd 320-153778/3-a
 Misc. Info.: Plate: 1 Rack: 2
 Operator ID: A8-PC\A8 Instrument ID: A8_N
 Method: \\ChromNa\Sacramento\ChromData\A8_N\20170309-40642.b\537_A8_N.m
 Limit Group: LC 537 ICAL
 Last Update: 10-Mar-2017 10:42:28 Calib Date: 06-Mar-2017 10:12:33
 Integrator: Picker
 Quant Method: Internal Standard Quant By: Initial Calibration
 Last ICal File: \\ChromNA\Sacramento\ChromData\A8_N\20170306-40511.b\2017.03.06_537_ICAL_009.d
 Column 1 : Det: EXP1
 Process Host: XAWRK031

First Level Reviewer: phomsophat Date: 09-Mar-2017 12:05:20

Signal	RT	EXP RT	DLT RT	REL RT	Response	Amount ng/ml	Ratio(Limits)	S/N	Flags
1 Perfluorobutanesulfonic acid									
298.90 > 80.00	1.510	1.498	0.012	1.000	31723994	182.0		1766	E
298.90 > 99.00	1.510	1.498	0.012	1.000	24449650		1.30(0.00-0.00)	2457	E
\$ 2 13C2 PFHxA									
315.00 > 270.00	1.639	1.627	0.012	1.000	2429650	10.2		5155	
3 Perfluorohexanesulfonic acid									
399.00 > 80.00	1.798	1.785	0.013	1.000	18997006	53.8		2451	
4 Perfluoroheptanoic acid									
363.00 > 319.00	1.798	1.787	0.011	1.000	3876605	18.2		493	
* 6 13C2-PFOA									
415.00 > 370.00	2.011	1.999	0.012		2216213	10.0		4843	
5 Perfluorooctanoic acid									
413.00 > 369.00	2.018	2.000	0.018	1.000	7176924	33.2		475	
413.00 > 169.00	2.011	2.000	0.011	0.996	4288922		1.67(0.00-0.00)	2948	
8 Perfluorooctane sulfonic acid									
499.00 > 80.00	2.261	2.231	0.030	1.000	17766874	74.2		7416	
499.00 > 99.00	2.261	2.231	0.030	1.000	4297185		4.13(0.00-0.00)	4545	
* 7 13C4 PFOS									
503.00 > 80.00	2.261	2.246	0.015		6172608	28.7		5853	
9 Perfluorononanoic acid									
463.00 > 419.00	2.269	2.256	0.012	1.000	5515319	34.6		1420	
\$ 10 13C2 PFDA									
515.00 > 470.00	2.405	2.394	0.011	1.000	1496095	10.0		2907	

[QC Flag Legend](#)

Processing Flags

E - Exceeded Maximum Amount

TestAmerica Sacramento

Data File: \\ChromNa\Sacramento\ChromData\A8_N\20170309-40642.b\2017.03.09_537A_009.d

Injection Date: 09-Mar-2017 10:18:04

Instrument ID: A8_N

Lims ID: LCSD 320-153778/3-A

Client ID:

Operator ID: A8-PC\A8

ALS Bottle#: 3

Worklist Smp#: 9

Injection Vol: 2.0 ul

Dil. Factor: 1.0000

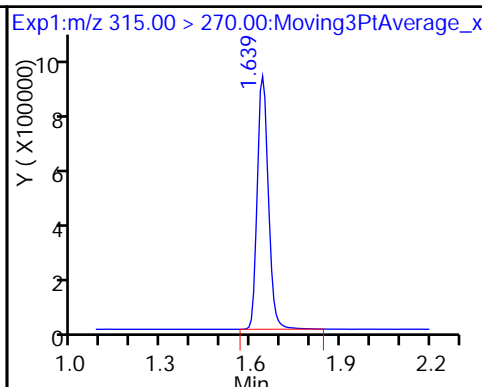
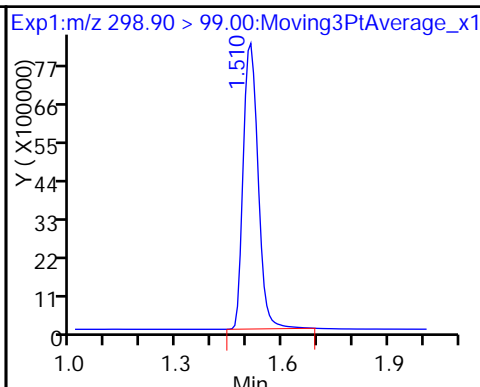
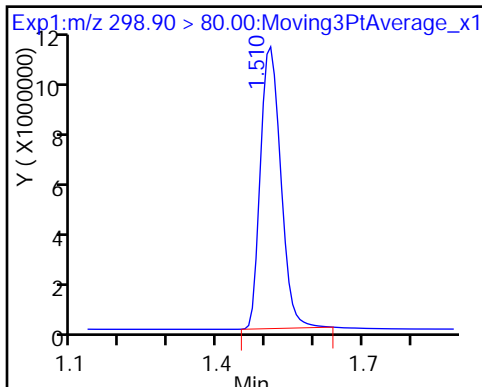
Method: 537_A8_N

Limit Group: LC 537 ICAL

1 Perfluorobutanesulfonic acid

1 Perfluorobutanesulfonic acid

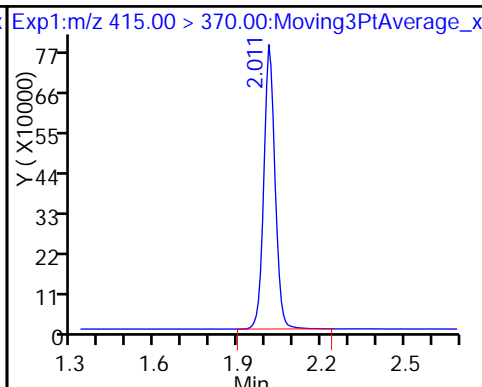
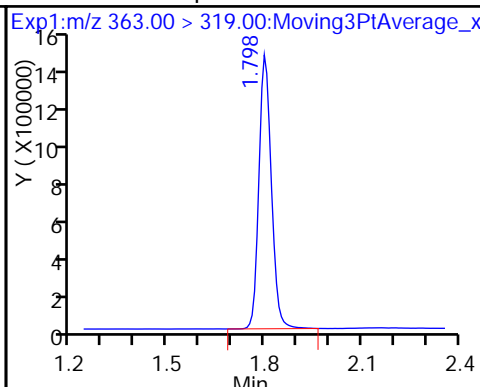
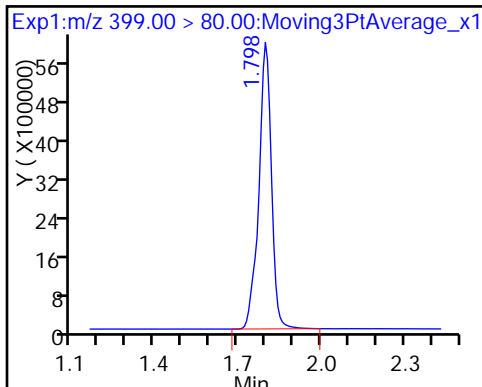
\$ 2 13C2 PFHxA



3 Perfluorohexanesulfonic acid

4 Perfluoroheptanoic acid

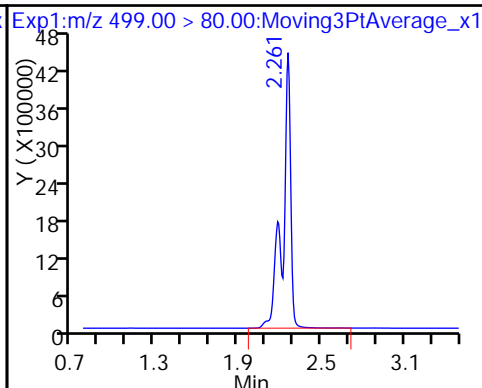
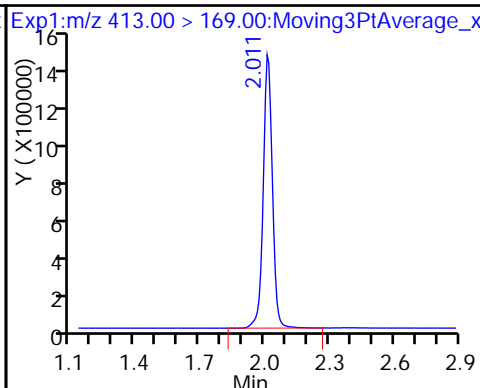
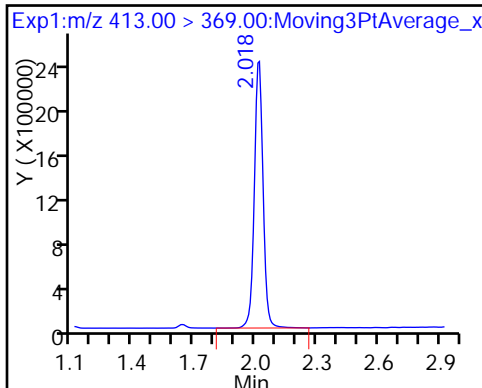
* 6 13C2-PFOA



5 Perfluorooctanoic acid

5 Perfluorooctanoic acid

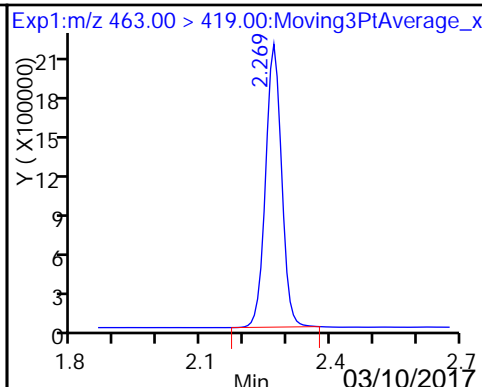
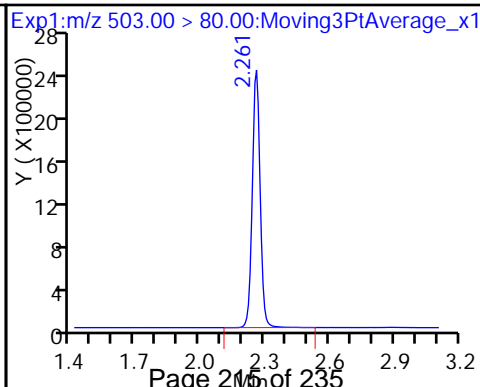
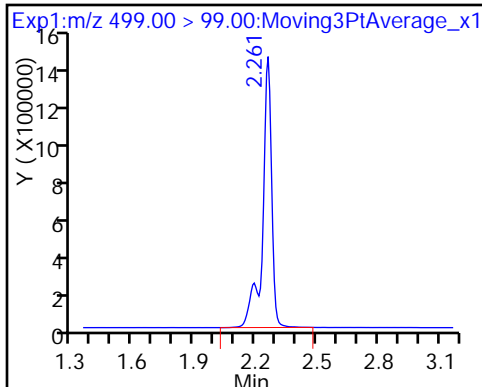
8 Perfluorooctane sulfonic acid



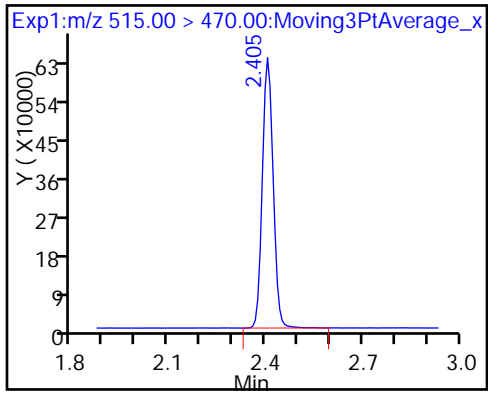
8 Perfluorooctane sulfonic acid

* 7 13C4 PFOS

9 Perfluorononanoic acid



\$ 10 13C2 PFDA



TestAmerica Sacramento
Recovery Report

Data File: \\ChromNa\Sacramento\ChromData\A8_N\20170309-40642.b\2017.03.09_537A_009.d
 Lims ID: LCSD 320-153778/3-A
 Client ID:
 Sample Type: LCSD
 Inject. Date: 09-Mar-2017 10:18:04 ALS Bottle#: 3 Worklist Smp#: 9
 Injection Vol: 2.0 ul Dil. Factor: 1.0000
 Sample Info: lcsd 320-153778/3-a
 Misc. Info.: Plate: 1 Rack: 2
 Operator ID: A8-PC\A8 Instrument ID: A8_N
 Method: \\ChromNa\Sacramento\ChromData\A8_N\20170309-40642.b\537_A8_N.m
 Limit Group: LC 537 ICAL
 Last Update: 10-Mar-2017 10:42:28 Calib Date: 06-Mar-2017 10:12:33
 Integrator: Picker
 Quant Method: Internal Standard Quant By: Initial Calibration
 Last ICal File: \\ChromNA\Sacramento\ChromData\A8_N\20170306-40511.b\2017.03.06_537_ICAL_009.d

Column 1 : Det: EXP1
 Process Host: XAWRK031

First Level Reviewer: phomsophat Date: 09-Mar-2017 12:05:20

Compound	Amount Added	Amount Recovered	% Rec.
\$ 2 13C2 PFHxA	10.0	10.2	102.36
\$ 10 13C2 PFDA	10.0	10.0	100.34

LCMS ANALYSIS RUN LOG

Lab Name: TestAmerica Sacramento Job No.: 320-26309-1

SDG No.: _____

Instrument ID: A8_N Start Date: 03/06/2017 09:50

Analysis Batch Number: 153407 End Date: 03/06/2017 11:46

LAB SAMPLE ID	CLIENT SAMPLE ID	DATE ANALYZED	DILUTION FACTOR	LAB FILE ID	COLUMN ID
IC 320-153407/3		03/06/2017 09:50	1	2017.03.06_537_ICAL 004.d	GeminiC18 3x100 3(mm)
IC 320-153407/4		03/06/2017 09:55	1	2017.03.06_537_ICAL 005.d	GeminiC18 3x100 3(mm)
IC 320-153407/5		03/06/2017 09:59	1	2017.03.06_537_ICAL 006.d	GeminiC18 3x100 3(mm)
IC 320-153407/6 ICISAV		03/06/2017 10:03	1	2017.03.06_537_ICAL 007.d	GeminiC18 3x100 3(mm)
IC 320-153407/7		03/06/2017 10:08	1	2017.03.06_537_ICAL 008.d	GeminiC18 3x100 3(mm)
IC 320-153407/8		03/06/2017 10:12	1	2017.03.06_537_ICAL 009.d	GeminiC18 3x100 3(mm)
ZZZZZ		03/06/2017 10:16	1		GeminiC18 3x100 3(mm)
CCVL 320-153407/10		03/06/2017 10:21	1	2017.03.06_537_ICAL 011.d	GeminiC18 3x100 3(mm)
ZZZZZ		03/06/2017 10:25	1		GeminiC18 3x100 3(mm)
ICV 320-153407/12		03/06/2017 10:30	1	2017.03.06_537_ICAL 013.d	GeminiC18 3x100 3(mm)
ZZZZZ		03/06/2017 10:34	1		GeminiC18 3x100 3(mm)
ZZZZZ		03/06/2017 10:58	1		GeminiC18 3x100 3(mm)
ZZZZZ		03/06/2017 11:02	1		GeminiC18 3x100 3(mm)
ZZZZZ		03/06/2017 11:07	1		GeminiC18 3x100 3(mm)
ZZZZZ		03/06/2017 11:11	1		GeminiC18 3x100 3(mm)
ZZZZZ		03/06/2017 11:15	1		GeminiC18 3x100 3(mm)
ZZZZZ		03/06/2017 11:20	1		GeminiC18 3x100 3(mm)
ZZZZZ		03/06/2017 11:24	1		GeminiC18 3x100 3(mm)
ZZZZZ		03/06/2017 11:29	1		GeminiC18 3x100 3(mm)
ZZZZZ		03/06/2017 11:33	1		GeminiC18 3x100 3(mm)
ZZZZZ		03/06/2017 11:37	1		GeminiC18 3x100 3(mm)
ZZZZZ		03/06/2017 11:42	1		GeminiC18 3x100 3(mm)
CCV 320-153407/29 CCVIS		03/06/2017 11:46	1		GeminiC18 3x100 3(mm)

LCMS ANALYSIS RUN LOG

Lab Name: TestAmerica Sacramento Job No.: 320-26309-1

SDG No.: _____

Instrument ID: A8_N Start Date: 03/09/2017 09:55

Analysis Batch Number: 154108 End Date: 03/09/2017 10:53

LAB SAMPLE ID	CLIENT SAMPLE ID	DATE ANALYZED	DILUTION FACTOR	LAB FILE ID	COLUMN ID
CCVL 320-154108/4		03/09/2017 09:55	1	2017.03.09_537A 004.d	GeminiC18 3x100 3(mm)
CCV 320-154108/5 CCVIS		03/09/2017 10:00	1	2017.03.09_537A 005.d	GeminiC18 3x100 3(mm)
ZZZZZ		03/09/2017 10:04	1		GeminiC18 3x100 3(mm)
MB 320-153778/1-A		03/09/2017 10:09	1	2017.03.09_537A 007.d	GeminiC18 3x100 3(mm)
LCS 320-153778/2-A		03/09/2017 10:13	1	2017.03.09_537A 008.d	GeminiC18 3x100 3(mm)
LCSD 320-153778/3-A		03/09/2017 10:18	1	2017.03.09_537A 009.d	GeminiC18 3x100 3(mm)
ZZZZZ		03/09/2017 10:22	1		GeminiC18 3x100 3(mm)
ZZZZZ		03/09/2017 10:26	1		GeminiC18 3x100 3(mm)
ZZZZZ		03/09/2017 10:31	1		GeminiC18 3x100 3(mm)
ZZZZZ		03/09/2017 10:35	1		GeminiC18 3x100 3(mm)
ZZZZZ		03/09/2017 10:40	1		GeminiC18 3x100 3(mm)
ZZZZZ		03/09/2017 10:44	1		GeminiC18 3x100 3(mm)
ZZZZZ		03/09/2017 10:48	1		GeminiC18 3x100 3(mm)
CCV 320-154108/17 CCVIS		03/09/2017 10:53	1	2017.03.09_537A 017.d	GeminiC18 3x100 3(mm)

LCMS ANALYSIS RUN LOG

Lab Name: TestAmerica Sacramento Job No.: 320-26309-1

SDG No.: _____

Instrument ID: A8_N Start Date: 03/09/2017 10:53

Analysis Batch Number: 154110 End Date: 03/09/2017 11:32

LAB SAMPLE ID	CLIENT SAMPLE ID	DATE ANALYZED	DILUTION FACTOR	LAB FILE ID	COLUMN ID
CCV 320-154110/17 CCVIS		03/09/2017 10:53	1	2017.03.09_537A 017.d	GeminiC18 3x100 3(mm)
ZZZZZ		03/09/2017 10:57	1		GeminiC18 3x100 3(mm)
ZZZZZ		03/09/2017 11:02	1		GeminiC18 3x100 3(mm)
320-26309-1		03/09/2017 11:06	1	2017.03.09_537A 020.d	GeminiC18 3x100 3(mm)
320-26309-2		03/09/2017 11:10	1	2017.03.09_537A 021.d	GeminiC18 3x100 3(mm)
320-26309-3		03/09/2017 11:15	1	2017.03.09_537A 022.d	GeminiC18 3x100 3(mm)
320-26309-4		03/09/2017 11:19	1	2017.03.09_537A 023.d	GeminiC18 3x100 3(mm)
320-26309-5		03/09/2017 11:24	1	2017.03.09_537A 024.d	GeminiC18 3x100 3(mm)
320-26309-6		03/09/2017 11:28	1	2017.03.09_537A 025.d	GeminiC18 3x100 3(mm)
CCV 320-154110/26 CCVIS		03/09/2017 11:32	1	2017.03.09_537A 026.d	GeminiC18 3x100 3(mm)

LCMS BATCH WORKSHEET

Lab Name: TestAmerica Sacramento Job No.: 320-26309-1

SDG No.: _____

Batch Number: 153778 Batch Start Date: 03/07/17 17:54 Batch Analyst: Reed, Jonathan E

Batch Method: 537 Batch End Date: 03/08/17 14:15

Lab Sample ID	Client Sample ID	Method Chain	Basis	GrossWeight	TareWeight	InitialAmount	FinalAmount	ReceivedpH	LC537-HSP 00014
MB 320-153778/1		537, 537				250.00 mL	1.00 mL	7 SU	
LCS 320-153778/2		537, 537				250.00 mL	1.00 mL	7 SU	50 uL
LCSD 320-153778/3		537, 537				250.00 mL	1.00 mL	7 SU	50 uL
320-26309-A-1	WI-CV-1RW85-0217	537, 537	T	265.73 g	26.72 g	239 mL	1.00 mL	7 SU	
320-26309-A-2	WI-CV-1FB85-0217	537, 537	T	308.57 g	26.43 g	282.1 mL	1.00 mL	7 SU	
320-26309-A-3	WI-CV-1RW86-0217	537, 537	T	253.72 g	27.43 g	226.3 mL	1.00 mL	7 SU	
320-26309-A-4	WI-CV-1FB86-0217	537, 537	T	307.93 g	26.89 g	281 mL	1.00 mL	7 SU	
320-26309-A-5	WI-CV-1RW87-0217	537, 537	T	256.84 g	26.85 g	230 mL	1.00 mL	7 SU	
320-26309-A-6	WI-CV-1FB87-0217	537, 537	T	314.19 g	26.81 g	287.4 mL	1.00 mL	7 SU	

Lab Sample ID	Client Sample ID	Method Chain	Basis	LC537-IS 00032	LC537-SU 00030	AnalysisComment			
MB 320-153778/1		537, 537		20 uL	50 uL	Chlorine: ND			
LCS 320-153778/2		537, 537		20 uL	50 uL	Chlorine: ND			
LCSD 320-153778/3		537, 537		20 uL	50 uL	Chlorine: ND			
320-26309-A-1	WI-CV-1RW85-0217	537, 537	T	20 uL	50 uL	Chlorine: ND			
320-26309-A-2	WI-CV-1FB85-0217	537, 537	T	20 uL	50 uL	Chlorine: ND			
320-26309-A-3	WI-CV-1RW86-0217	537, 537	T	20 uL	50 uL	Chlorine: ND			
320-26309-A-4	WI-CV-1FB86-0217	537, 537	T	20 uL	50 uL	Chlorine: ND			
320-26309-A-5	WI-CV-1RW87-0217	537, 537	T	20 uL	50 uL	Chlorine: ND			
320-26309-A-6	WI-CV-1FB87-0217	537, 537	T	20 uL	50 uL	Chlorine: ND			

The pound sign (#) in the amount added field denotes that the reagent was used undiluted. All calculations are performed using the stated concentration for this reagent.

LCMS BATCH WORKSHEET

Lab Name: TestAmerica Sacramento Job No.: 320-26309-1

SDG No.: _____

Batch Number: 153778 Batch Start Date: 03/07/17 17:54 Batch Analyst: Reed, Jonathan E

Batch Method: 537 Batch End Date: 03/08/17 14:15

Batch Notes	
Manifold ID	1, 4
Methanol ID	865700
Pipette ID	MD05306
Analyst ID - IS Reagent Drop	HJA
Analyst ID - IS Reagent Drop Witness	CCB
Analyst ID - SU Reagent Drop	JER
Analyst ID - SU Reagent Drop Witness	KMK
Analyst ID - TA Reagent Drop	JER
Analyst ID - TA Reagent Drop Witness	KMK
SPE Cartridge ID	6341059-06
Trizma ID	SLBR4303V
Reagent Water ID	3/07/17

Basis	Basis Description
T	Total/NA

The pound sign (#) in the amount added field denotes that the reagent was used undiluted. All calculations are performed using the stated concentration for this reagent.

26306, 26307, A8
 Job No: 26309 Instrument ID & Date: 3-9-17 ICAL Batch: 153407
 Extraction Batch: 153778 Worklist #: 40642 TALS Batch: 154108, 154110

Review Items	Level 1			Level 2
	Yes	No	N/A	
Initial Calibration				
1. Is ICAL verified and locked in Chrom & TALS?	✓			✓
2. Is ICV properly linked in TALS?	✓			✓
Continuing Calibration				
1. Low-range CCV injected at start of analytical run? CCV injected after every 10 samples and at the end of the analytical run and alternated between Low-range, Mid-range and High-range?	✓			✓
2. If sequence was not after an ICAL was a low and mid range CCV injected at the start of the analytical run?	✓			✓
3. Native compounds and surrogates in control? Low-range within ±50% of true value Mid and High-range within ±30% of true value	✓			✓
4. Internal Standard areas in control? Areas ≥ 50% of average area of the ICAL and 70-140% of the most recent CCV.	✓			✓
Client Samples & QC Sample Results				
1. Were preparation and analysis done within holding times?	✓			✓
2. Are Chromatograms reviewed and spectra verified?	✓			✓
3. Are positive results within calibration range?	✓			✓
4. Dilutions due to target cpds? _____ Dilutions due to non-targets? _____			✓	
5. All target compounds in MB < 1/3 RL ? (Requires NCM if "no.")	✓			✓
6. Are target constituents in LCS/LCSD within method control limits?	✓			✓
7. Internal Standard areas in control for all samples and QC reported? ±50% from the average area of the ICAL and 70-140% of the most recent CCV	✓			✓
8. Do results (e.g., dilutions/trip blanks) make sense?	✓			✓
9. Are MS/MSD recoveries and RPDs within method control limits?			✓	
10. Are all QC samples properly linked in TALS?	✓			✓
11. All manual integrations appropriate and completely documented?	✓			✓
12. Are nonconformances documented as NCMs?	✓			✓
13. Are all Chrom graphics uploaded?	✓			✓

1st Level Reviewer / Date: JRB 3-10-17 2nd Level Reviewer / Date: neway 3/10/2017

NCM # and Comments: 80441, 80222

A8

Instrument ID & Date: 3-6-17 Worklist#: 40511

ICAL Batch: 153407, 153408 Calibration ID number: 28784, 28785

Review Items	-- Level 1 --			Level 2
	Yes	No	N/A	
Initial Calibration				
1. Mass calibration, as needed, verified by full scan of PFC stock standard. All PFC ions used for quantitation are within 0.3 m/z of true mass?	✓			✓
2. Responses increase with increasing concentration?	✓			✓
3. Fit used (circle): <u>Average</u> Linear (1/x ²)Linear <u>Quadratic</u> (6 points minimum)				
4. Meets fit criteria? Intercept ≤ 1/2 RL RSD ≤ 30% for Average R ² ≥ 0.990 for Linear R ² ≥ 0.990 for Quadratic NOTE: "Force through Zero" must be used and weighted if needed	✓			✓
5. If quadratic fit used the curve does not "bend over".	✓			✓
6. Feed calibration points into the calculated curve. Are points ≤MRL within ±50% of true value? Are points >MRL within ±30% of true value?	✓			✓
7. Any carryover from the high calibration point must be < 1/3 RL	✓			✓
8. Asymmetry check meets criteria for the first two eluting peaks? (0.8 - 1.5).	✓			✓
9. Is the asymmetry check scanned and linked in TALS to the calibration point?	✓			✓
10. Is ICV (2 nd source) ± 30% of true value?	✓			✓
11. Is ICV (2 nd source) internal standards ±50% of average area of the ICAL?	✓			✓
12. ICAL locked in Chrom and uploaded to TALS?	✓			
13. ICAL locked in TALS and scanned?				✓

1st Level Reviewer / Date: JRB 3-6-17

2nd Level Reviewer / Date: MWY 3/2/17

NCM # and Comments: _____

TestAmerica Laboratories
Worklist QC Batch Report

Worklist Name: 09MAR2017A_537
Instrument Name: A8_N
Data Directory: \\ChromNa\Sacramento\ChromData\A8_N\20170309-40642.b
QC Batching: Enabled

Worklist Number: 40642
Chrom Method: 537_A8_N
Limit Group Batching: Enabled

QC Batch: 1	LC 537 ICAL Raw Batch: 154108	LC 537 CS ICAL Raw Batch: 154109
# 1 RINSE	# 1 RINSE	
# 2 RINSE	# 2 RINSE	
# 3 RINSE	# 3 RINSE	
# 4 CCVL	# 4 CCVL	# 4 CCVL
# 5 CCV L5	# 5 CCV L5	
# 6 RB	# 6 RB	# 6 RB
# 7 MB 320-153778/1-A	# 7 MB 320-153778/1-A	
# 8 LCS 320-153778/2-A	# 8 LCS 320-153778/2-A	
# 9 LCSD 320-153778/3-A	# 9 LCSD 320-153778/3-A	
#10 320-26306-A-1-A	#10 320-26306-A-1-A	
#11 320-26306-A-2-A	#11 320-26306-A-2-A	
#12 320-26306-A-3-A	#12 320-26306-A-3-A	
#13 320-26306-A-4-A	#13 320-26306-A-4-A	
#14 320-26306-A-5-A	#14 320-26306-A-5-A	
#15 320-26306-A-6-A	#15 320-26306-A-6-A	
#16 320-26307-A-1-A	#16 320-26307-A-1-A	
#17 CCV L3	#17 CCV L3	

QC Batch: 2	LC 537 ICAL Raw Batch: 154110	LC 537 CS ICAL Raw Batch: 154111
#17 CCV L3	#17 CCV L3	
#18 RB	#18 RB	#18 RB
#19 320-26307-A-2-A	#19 320-26307-A-2-A	
#20 320-26309-A-1-A	#20 320-26309-A-1-A	
#21 320-26309-A-2-A	#21 320-26309-A-2-A	
#22 320-26309-A-3-A	#22 320-26309-A-3-A	
#23 320-26309-A-4-A	#23 320-26309-A-4-A	
#24 320-26309-A-5-A	#24 320-26309-A-5-A	
#25 320-26309-A-6-A	#25 320-26309-A-6-A	
#26 CCV L5	#26 CCV L5	#26 CCV L5

QC Batch: 3	LC 537 ICAL Raw Batch: 154112	LC 537 CS ICAL Raw Batch: 154113
#26 CCV L5	#26 CCV L5	#26 CCV L5
#27 RB	#27 RB	#27 RB
#28 MB 320-153704/1-A		#28 MB 320-153704/1-A
#29 LCS 320-153704/2-A		#29 LCS 320-153704/2-A
#30 320-26088-A-1-A		#30 320-26088-A-1-A
#31 320-26088-A-1-D LMS		#31 320-26088-A-1-D LMS
#32 320-26088-A-1-E LMSD		#32 320-26088-A-1-E LMSD
#33 320-26088-A-2-A		#33 320-26088-A-2-A
#34 320-26088-A-3-A		#34 320-26088-A-3-A
#35 320-26088-A-4-A		#35 320-26088-A-4-A
#36 320-26088-A-5-A		#36 320-26088-A-5-A
#37 320-26088-A-6-A		#37 320-26088-A-6-A
#38 CCV L3		#38 CCV L3

QC Batch: 4	LC 537 CS ICAL Raw Batch: 154114	LC 537 ICAL Raw Batch: 154115
#38 CCV L3	#38 CCV L3	

QC Batch: 4	LC 537 CS ICAL Raw Batch: 154114	LC 537 ICAL Raw Batch: 154115
#39 RB	#39 RB	#39 RB
#40 320-26088-A-7-A	#40 320-26088-A-7-A	
#41 320-26089-A-1-A	#41 320-26089-A-1-A	
#42 320-26089-A-1-D LMS	#42 320-26089-A-1-D LMS	
#43 320-26089-A-1-E LMSD	#43 320-26089-A-1-E LMSD	
#44 320-26089-A-2-A	#44 320-26089-A-2-A	
#45 320-26089-A-3-A	#45 320-26089-A-3-A	
#46 320-26089-A-4-A	#46 320-26089-A-4-A	
#47 320-26089-A-5-A	#47 320-26089-A-5-A	
#48 320-26089-A-6-A	#48 320-26089-A-6-A	
#49 320-26217-A-1-A	#49 320-26217-A-1-A	
#50 CCV L5	#50 CCV L5	

QC Batch: 5	LC 537 CS ICAL Raw Batch: 154116	LC 537 ICAL Raw Batch: 154117
#50 CCV L5	#50 CCV L5	
#51 RB	#51 RB	#51 RB
#52 320-26217-A-1-D LMS	#52 320-26217-A-1-D LMS	
#53 320-26217-A-1-E LMSD	#53 320-26217-A-1-E LMSD	
#54 320-26217-A-2-A	#54 320-26217-A-2-A	
#55 320-26217-A-3-A	#55 320-26217-A-3-A	
#56 CCV L3	#56 CCV L3	

QC Batch: 6	LC 537 CS ICAL Raw Batch: 154147	LC 537 ICAL Raw Batch: 154148
#56 CCV L3	#56 CCV L3	
#57 RB	#57 RB	#57 RB
#58 QC LC537-SU_00032	#58 QC LC537-SU_00032	#58 QC LC537-SU_00032
#60 CCV L5	#60 CCV L5	
#61 RB	#61 RB	#61 RB

8/4/17

Aqueous Extraction Analysis Sheet

AB 3/9/17

(To Accompany Samples to Instruments)

Batch Number: 320-153778

Analyst: Reed, Jonathan E

Batch Open: 3/7/2017 5:54:00PM

Method Code: 320-537_Prep-320

Batch End: 3/8/17 14:15

Extraction of Perfluorinated Alkyl Acids

Due 3/10

Input Sample Lab ID (Analytical Method)	SDG (Job #)	GrossWt TareWt	InitAmnt FinAmnt	Rcvd	PHs Adj1	Adj2	Due Date	Analytical TAT	Div Rank	Comments	Output Sample Lab ID
1 MB-320-153778/1 N/A	N/A		250.00 mL	7			N/A	N/A	N/A	Chlorine: ND	
			1.00 mL								
2 LCS-320-153778/2 N/A	N/A		250.00 mL	7			N/A	N/A	N/A	Chlorine: ND	
			1.00 mL								
3 LCSD-320-153778/3 N/A	N/A		250.00 mL	7			N/A	N/A	N/A	Chlorine: ND	
			1.00 mL								
320-26306-A-1 (537_DOD5)	N/A (320-26306-1)	302.61 g	275 mL	7			3/7/17	5_Days	4	Chlorine: ND	
		27.64 g	1.00 mL								
5 320-26306-A-2 (537_DOD5)	N/A (320-26306-1)	308.71 g	282.1 mL	7			3/7/17	5_Days	4	Chlorine: ND	
		26.61 g	1.00 mL								
6 320-26306-A-3 (537_DOD5)	N/A (320-26306-1)	299.21 g	271.5 mL	7			3/7/17	5_Days	4	Chlorine: ND <i>light yellow</i>	
		27.75 g	1.00 mL								
7 320-26306-A-4 (537_DOD5)	N/A (320-26306-1)	304.53 g	277.7 mL	7			3/7/17	5_Days	4	Chlorine: ND	
		26.81 g	1.00 mL								
8 320-26306-A-5 (537_DOD5)	N/A (320-26306-1)	312.17 g	284.5 mL	7			3/7/17	5_Days	4	Chlorine: ND	
		27.65 g	1.00 mL								
9 320-26306-A-6 (537_DOD5)	N/A (320-26306-1)	306.31 g	279.9 mL	7			3/7/17	5_Days	4	Chlorine: ND	
		26.43 g	1.00 mL								
10 320-26307-A-1 (537_DOD5)	N/A (320-26307-1)	306.80 g	279.9 mL	7			3/7/17	5_Days	4	Chlorine: ND	
		26.88 g	1.00 mL								

Page 227 of 235
09/10/2017

Aqueous Extraction Analysis Sheet

(To Accompany Samples to Instruments)

Batch Number: 320-153778








Analyst: Reed, Jonathan E

Batch Open: 3/7/2017 5:54:00PM

Method Code: 320-537_Prep-320

Batch End:

11
12
13
14
15
16
17
Page 228 of 235

11	320-26307-A-2 (537_DOD5)	N/A (320-26307-1)	315.37 g	289 mL	7		3/7/17	5_Days	4	Chlorine: ND	
			26.41 g	1.00 mL							
12	320-26309-A-1 (537_DOD5)	N/A (320-26309-1)	265.73 g	239 mL	7		3/10/17	5_Days	4	Chlorine: ND	
			26.72 g	1.00 mL							
13	320-26309-A-2 (537_DOD5)	N/A (320-26309-1)	308.57 g	282.1 mL	7		3/10/17	5_Days	4	Chlorine: ND	
			26.43 g	1.00 mL							
14	320-26309-A-3 (537_DOD5)	N/A (320-26309-1)	253.72 g	226.3 mL	7		3/10/17	5_Days	4	Chlorine: ND	
			27.43 g	1.00 mL							
15	320-26309-A-4 (537_DOD5)	N/A (320-26309-1)	307.93 g	281 mL	7		3/10/17	5_Days	4	Chlorine: ND	
			26.89 g	1.00 mL							
16	320-26309-A-5 (537_DOD5)	N/A (320-26309-1)	256.84 g	230 mL	7		3/10/17	5_Days	4	Chlorine: ND	
			26.85 g	1.00 mL							
17	320-26309-A-6 (537_DOD5)	N/A (320-26309-1)	314.19 g	287.4 mL	7		3/10/17	5_Days	4	Chlorine: ND	
			26.81 g	1.00 mL							

03/10/2017

Aqueous Extraction Analysis Sheet

(To Accompany Samples to Instruments)

Batch Number: 320-153778

Analyst: Reed, Jonathan E

Batch Open: 3/7/2017 5:54:00PM

Method Code: 320-537_Prep-320

Batch End:

Batch Notes

Manifold ID 1, 4

Trizma ID SLBR4303V

SPE Cartridge ID 6341059-06

Methanol ID 865700

Reagent Water ID 3/07/17

Pipette ID MD05306

Analyst ID - TA Reagent Drop JER

Analyst ID - TA Reagent Drop KMK

Witness

Analyst ID - SU Reagent Drop JER

Analyst ID - SU Reagent Drop KMK

Witness

Analyst ID - IS Reagent Drop *HQA*

Analyst ID - IS Reagent Drop *CEB*

Witness

Batch Comment

Comments

Page 229 of 235

03/10/2017

Aqueous Extraction Analysis Sheet

(To Accompany Samples to Instruments)

Batch Number: 320-153778

Analyst: Reed, Jonathan E

Batch Open: 3/7/2017 5:54:00PM

Method Code: 320-537_Prep-320

Batch End:

Reagent Additions Worksheet

Lab ID	Reagent Code	Amount Added	Final Amount	By	Witness
MB 320-153778/1	LC537-SU_00030	50 uL	1.00 mL	<i>J. Reed</i> 3/07/17	KMK 3-7-17
LCS 320-153778/2	LC537-HSP_00014	50 uL	1.00 mL		
LCS 320-153778/2	LC537-SU_00030	50 uL	1.00 mL	↓	↓
LCSD 320-153778/3	LC537-HSP_00014	50 uL	1.00 mL		
LCSD 320-153778/3	LC537-SU_00030	50 uL	1.00 mL		
320-26306-A-1	LC537-SU_00030	50 uL	1.00 mL		
320-26306-A-2	LC537-SU_00030	50 uL	1.00 mL		
320-26306-A-3	LC537-SU_00030	50 uL	1.00 mL		
320-26306-A-4	LC537-SU_00030	50 uL	1.00 mL		
320-26306-A-5	LC537-SU_00030	50 uL	1.00 mL		
320-26306-A-6	LC537-SU_00030	50 uL	1.00 mL		
320-26307-A-1	LC537-SU_00030	50 uL	1.00 mL		
320-26307-A-2	LC537-SU_00030	50 uL	1.00 mL		
320-26309-A-1	LC537-SU_00030	50 uL	1.00 mL		
320-26309-A-2	LC537-SU_00030	50 uL	1.00 mL		
320-26309-A-3	LC537-SU_00030	50 uL	1.00 mL		
320-26309-A-4	LC537-SU_00030	50 uL	1.00 mL		
320-26309-A-5	LC537-SU_00030	50 uL	1.00 mL		

Page 230 of 235

03/10/2017

Aqueous Extraction Analysis Sheet

(To Accompany Samples to Instruments)

Batch Number: 320-153778

Analyst: Reed, Jonathan E

Batch Open: 3/7/2017 5:54:00PM

Method Code: 320-537_Prep-320

Batch End:

320-26309-A-6	LC537-SU_00030	50 uL	1.00 mL	<i>JER 3/7/17</i>	KMK 3-7-17
---------------	----------------	-------	---------	-------------------	------------

Other Reagents:

Reagent	Amount/Units	Lot#:

Page 231 of 235

03/10/2017

Preparation Batch Number(s): 370-15379 Test: 537
 Earliest Holding Time: 3/16/17

Sample List Tab		1 st Level Reviewer	2 nd Level Reviewer
Samples identified to the correct method		/	/
All necessary NCMs filed (including holding time)		/	/
Method/sample/login/QAS checked and correct		/	/
Worksheet Tab		1 st Level Reviewer	2 nd Level Reviewer
All samples properly preserved		/	/
Weights in anticipated range and not targeted		/	/
All additional test requirements performed, documented, and uploaded to TALS correctly (e.g. final amount, initial amount, turbidity, and CI Check)		/	/
The pH is transcribed correctly in TALS		/	/
All additional information transcribed into TALS is correct and raw data is attached		/	/
Comments are transcribed correctly in TALS		/	/
Reagents Tab		1 st Level Reviewer	2 nd Level Reviewer
All necessary reagents not expired and entered into TALS		/	/
All spike amounts correct and added to necessary samples and QC		/	/
Batch Information		1 st Level Reviewer	2 nd Level Reviewer
Date and time accurate and entered into TALS correctly		/	/
All necessary 'batch information' complete and entered into TALS correctly		/	/

1st Level Reviewer: CRS

Date: 3-8-17


2nd Level Reviewer: vpm

Date: 3/8/17

Comments: _____

Shipping and Receiving Documents

Regulatory Program: DW NPDES RCRA Other:

Client Contact		Project Manager: <u>Katie Tippin</u>		Site Contact: <u>Kathryn Smith</u>		Date: <u>3/3/2017</u>		COC No: <u>1</u>	
Company Name: <u>CH2M Tiffany Hill</u>		Tel/Fax: <u>757-671-6258</u>		Lab Contact: <u>Laura Tippin</u>		Carrier: <u>FedEx</u>		___ of ___ COCs	
Address: <u>1100 NE Circle Blvd Ste 300</u>		Analysis Turnaround Time		 320-26309 Chain of Custody		Filtered Sample (Y/N) <u>USEPA method 537</u> Perform MS / MSD (Y/N)		Sampler:	
City/State/Zip: <u>Corvallis OR 97330</u>		<input checked="" type="checkbox"/> CALENDAR DAYS <input type="checkbox"/> WORKING DAYS TAT if different from Below <u>7 day</u>						For Lab Use Only:	
Phone: <u>541-768-3109</u>		<input type="checkbox"/> 2 weeks <input type="checkbox"/> 1 week <input type="checkbox"/> 2 days <input type="checkbox"/> 1 day						Walk-in Client: <input type="checkbox"/>	
Fax: <u>541-908-3794</u>								Lab Sampling: <input type="checkbox"/>	
Project Name: <u>NAS Whidbey Island</u>								Job / SDG No.:	
Site: <u>CG-08</u>									
PO# <u>100067106050/679580.09.FI.FS</u>									
Sample Identification		Sample Date	Sample Time	Sample Type (C=Comp, G=Grab)	Matrix	# of Cont.	Filtered Sample (Y/N)	Perform MS / MSD (Y/N)	Sample Specific Notes:
<u>WI-CV-1RW85-0217</u>		<u>3/3/17</u>	<u>1338</u>	<u>G</u>	<u>DW</u>	<u>2</u>	<u>N</u>	<u>N</u>	
<u>WI-CV-1FB85-0217</u>		<u>3/3/17</u>	<u>1347</u>	<u>G</u>	<u>FB</u>	<u>2</u>	<u>N</u>	<u>N</u>	
<u>WI-CV-1RW86-0217</u>		<u>3/3/17</u>	<u>1415</u>	<u>G</u>	<u>DW</u>	<u>2</u>	<u>N</u>	<u>N</u>	
<u>WI-CV-1FB86-0217</u>		<u>3/3/17</u>	<u>1421</u>	<u>G</u>	<u>FB</u>	<u>2</u>	<u>N</u>	<u>N</u>	
<u>WI-CV-1RW87-0217</u>		<u>3/3/17</u>	<u>1449</u>	<u>G</u>	<u>DW</u>	<u>2</u>	<u>N</u>	<u>N</u>	
<u>WI-CV-1FB87-0217</u>		<u>3/3/17</u>	<u>1451</u>	<u>G</u>	<u>FB</u>	<u>2</u>	<u>N</u>	<u>N</u>	
Preservation Used: 1= Ice, 2= HCl; 3= H2SO4; 4=HNO3; 5=NaOH; 6= Other									
Possible Hazard Identification: Are any samples from a listed EPA Hazardous Waste? Please List any EPA Waste Codes for the sample in the Comments Section if the lab is to dispose of the sample.								Sample Disposal (A fee may be assessed if samples are retained longer than 1 month)	
<input checked="" type="checkbox"/> Non-Hazard <input type="checkbox"/> Flammable <input type="checkbox"/> Skin Irritant <input type="checkbox"/> Poison B <input type="checkbox"/> Unknown								<input type="checkbox"/> Return to Client <input checked="" type="checkbox"/> Disposal by Lab <input type="checkbox"/> Archive for ___ Months	
Special Instructions/QC Requirements & Comments:									
Custody Seals Intact: <input type="checkbox"/> -Yes <input type="checkbox"/> No		Custody Seal No.:		Cooler Temp. (°C): Obs'd: <u>0.5</u> Corr'd: <u>0.8</u>		Therm ID No.: <u>AK-1</u>			
Relinquished by: <u>K. Rabe</u>		Company: <u>CH2M</u>		Date/Time: <u>3/3/2017</u>		Received by: <u>Cori L. Hill</u>		Company: <u>JAWS</u>	
Relinquished by:		Company:		Date/Time:		Received by:		Company:	
Relinquished by:		Company:		Date/Time:		Received in Laboratory by:		Company:	

03/02/2017

Login Sample Receipt Checklist

Client: CH2M Hill Constructors, Inc.

Job Number: 320-26309-1

Login Number: 26309
List Number: 1
Creator: Hytrek, Cheryl

List Source: TestAmerica Sacramento

Question	Answer	Comment
Radioactivity wasn't checked or is \leq background as measured by a survey meter.	True	
The cooler's custody seal, if present, is intact.	True	
Sample custody seals, if present, are intact.	N/A	
The cooler or samples do not appear to have been compromised or tampered with.	True	
Samples were received on ice.	True	
Cooler Temperature is acceptable.	True	
Cooler Temperature is recorded.	True	
COC is present.	True	
COC is filled out in ink and legible.	True	
COC is filled out with all pertinent information.	True	
Is the Field Sampler's name present on COC?	False	EMPTY FIELD
There are no discrepancies between the containers received and the COC.	True	
Samples are received within Holding Time (excluding tests with immediate HTs)	True	
Sample containers have legible labels.	True	
Containers are not broken or leaking.	True	
Sample collection date/times are provided.	True	
Appropriate sample containers are used.	True	
Sample bottles are completely filled.	True	
Sample Preservation Verified.	N/A	
There is sufficient vol. for all requested analyses, incl. any requested MS/MSDs	True	
Containers requiring zero headspace have no headspace or bubble is $<6\text{mm}$ (1/4").	True	
Multiphasic samples are not present.	True	
Samples do not require splitting or compositing.	True	
Residual Chlorine Checked.	N/A	

Contract_ID	DO_CTO_Number	Phase	Installation_ID	Sample_Name	Percent_Lipid	Chem_Name	Analyte_ID	Analyte_Value	Original_Analyte_Value	Result_Units	Lab_Qualifier	Validator_Qualifier	GC_Column_Type	Analysis_Result_Type	Result_Narrative	QC_Control_Limit_Code
N6247016D9000	0008		WHIDBEY_ISLAND_NAS	WI-CV-1RW85-0217		Perfluorooctane Sulfonate (PFOS)	1763-23-1		0.050	UG_L	U		PR	TRG		
N6247016D9000	0008		WHIDBEY_ISLAND_NAS	WI-CV-1RW85-0217		Perfluorooctanoic acid (PFOA)	335-67-1		0.025	UG_L	U		PR	TRG		
N6247016D9000	0008		WHIDBEY_ISLAND_NAS	WI-CV-1RW85-0217		Perfluorobutanesulfonic acid (PFBS)	375-73-5		0.12	UG_L	U		PR	TRG		
N6247016D9000	0008		WHIDBEY_ISLAND_NAS	WI-CV-1RW85-0217		13C2 PFHXA	13C2 PFHXA		95	PCT_REC			PR	SURR		SLSA
N6247016D9000	0008		WHIDBEY_ISLAND_NAS	WI-CV-1RW85-0217		13C2 PFDA	13C2 PFDA		102	PCT_REC			PR	SURR		SLSA
N6247016D9000	0008		WHIDBEY_ISLAND_NAS	WI-CV-1FB85-0217		Perfluorooctane Sulfonate (PFOS)	1763-23-1		0.043	UG_L	U		PR	TRG		
N6247016D9000	0008		WHIDBEY_ISLAND_NAS	WI-CV-1FB85-0217		Perfluorooctanoic acid (PFOA)	335-67-1		0.021	UG_L	U		PR	TRG		
N6247016D9000	0008		WHIDBEY_ISLAND_NAS	WI-CV-1FB85-0217		Perfluorobutanesulfonic acid (PFBS)	375-73-5		0.097	UG_L	U		PR	TRG		
N6247016D9000	0008		WHIDBEY_ISLAND_NAS	WI-CV-1FB85-0217		13C2 PFHXA	13C2 PFHXA		106	PCT_REC			PR	SURR		SLSA
N6247016D9000	0008		WHIDBEY_ISLAND_NAS	WI-CV-1FB85-0217		13C2 PFDA	13C2 PFDA		102	PCT_REC			PR	SURR		SLSA
N6247016D9000	0008		WHIDBEY_ISLAND_NAS	WI-CV-1RW86-0217		Perfluorooctane Sulfonate (PFOS)	1763-23-1		0.053	UG_L	U		PR	TRG		
N6247016D9000	0008		WHIDBEY_ISLAND_NAS	WI-CV-1RW86-0217		Perfluorooctanoic acid (PFOA)	335-67-1		0.027	UG_L	U		PR	TRG		
N6247016D9000	0008		WHIDBEY_ISLAND_NAS	WI-CV-1RW86-0217		Perfluorobutanesulfonic acid (PFBS)	375-73-5		0.12	UG_L	U		PR	TRG		
N6247016D9000	0008		WHIDBEY_ISLAND_NAS	WI-CV-1RW86-0217		13C2 PFHXA	13C2 PFHXA		88	PCT_REC			PR	SURR		SLSA
N6247016D9000	0008		WHIDBEY_ISLAND_NAS	WI-CV-1RW86-0217		13C2 PFDA	13C2 PFDA		94	PCT_REC			PR	SURR		SLSA
N6247016D9000	0008		WHIDBEY_ISLAND_NAS	WI-CV-1FB86-0217		Perfluorooctane Sulfonate (PFOS)	1763-23-1		0.043	UG_L	U		PR	TRG		
N6247016D9000	0008		WHIDBEY_ISLAND_NAS	WI-CV-1FB86-0217		Perfluorooctanoic acid (PFOA)	335-67-1		0.021	UG_L	U		PR	TRG		
N6247016D9000	0008		WHIDBEY_ISLAND_NAS	WI-CV-1FB86-0217		Perfluorobutanesulfonic acid (PFBS)	375-73-5		0.098	UG_L	U		PR	TRG		
N6247016D9000	0008		WHIDBEY_ISLAND_NAS	WI-CV-1FB86-0217		13C2 PFHXA	13C2 PFHXA		104	PCT_REC			PR	SURR		SLSA
N6247016D9000	0008		WHIDBEY_ISLAND_NAS	WI-CV-1FB86-0217		13C2 PFDA	13C2 PFDA		98	PCT_REC			PR	SURR		SLSA
N6247016D9000	0008		WHIDBEY_ISLAND_NAS	WI-CV-1RW87-0217		Perfluorooctane Sulfonate (PFOS)	1763-23-1		0.052	UG_L	U		PR	TRG		
N6247016D9000	0008		WHIDBEY_ISLAND_NAS	WI-CV-1RW87-0217		Perfluorooctanoic acid (PFOA)	335-67-1		0.026	UG_L	U		PR	TRG		
N6247016D9000	0008		WHIDBEY_ISLAND_NAS	WI-CV-1RW87-0217		Perfluorobutanesulfonic acid (PFBS)	375-73-5		0.12	UG_L	U		PR	TRG		
N6247016D9000	0008		WHIDBEY_ISLAND_NAS	WI-CV-1RW87-0217		13C2 PFHXA	13C2 PFHXA		99	PCT_REC			PR	SURR		SLSA
N6247016D9000	0008		WHIDBEY_ISLAND_NAS	WI-CV-1RW87-0217		13C2 PFDA	13C2 PFDA		100	PCT_REC			PR	SURR		SLSA
N6247016D9000	0008		WHIDBEY_ISLAND_NAS	WI-CV-1FB87-0217		Perfluorooctane Sulfonate (PFOS)	1763-23-1		0.042	UG_L	U		PR	TRG		
N6247016D9000	0008		WHIDBEY_ISLAND_NAS	WI-CV-1FB87-0217		Perfluorooctanoic acid (PFOA)	335-67-1		0.021	UG_L	U		PR	TRG		
N6247016D9000	0008		WHIDBEY_ISLAND_NAS	WI-CV-1FB87-0217		Perfluorobutanesulfonic acid (PFBS)	375-73-5		0.096	UG_L	U		PR	TRG		
N6247016D9000	0008		WHIDBEY_ISLAND_NAS	WI-CV-1FB87-0217		13C2 PFHXA	13C2 PFHXA		102	PCT_REC			PR	SURR		SLSA
N6247016D9000	0008		WHIDBEY_ISLAND_NAS	WI-CV-1FB87-0217		13C2 PFDA	13C2 PFDA		98	PCT_REC			PR	SURR		SLSA
N6247016D9000	0008		WHIDBEY_ISLAND_NAS	LCS 320-153778/2-A		Perfluorooctane Sulfonate (PFOS)	1763-23-1		100	PCT_REC			PR	TRG		LSA
N6247016D9000	0008		WHIDBEY_ISLAND_NAS	LCS 320-153778/2-A		Perfluorooctanoic acid (PFOA)	335-67-1		93	PCT_REC			PR	TRG		LSA
N6247016D9000	0008		WHIDBEY_ISLAND_NAS	LCS 320-153778/2-A		Perfluorobutanesulfonic acid (PFBS)	375-73-5		107	PCT_REC	E		PR	TRG		LSA
N6247016D9000	0008		WHIDBEY_ISLAND_NAS	LCS 320-153778/2-A		13C2 PFHXA	13C2 PFHXA		107	PCT_REC			PR	SURR		SLSA
N6247016D9000	0008		WHIDBEY_ISLAND_NAS	LCS 320-153778/2-A		13C2 PFDA	13C2 PFDA		105	PCT_REC			PR	SURR		SLSA
N6247016D9000	0008		WHIDBEY_ISLAND_NAS	LCSD 320-153778/3-A		Perfluorooctane Sulfonate (PFOS)	1763-23-1		99	PCT_REC			PR	TRG		LSP
N6247016D9000	0008		WHIDBEY_ISLAND_NAS	LCSD 320-153778/3-A		Perfluorooctanoic acid (PFOA)	335-67-1		91	PCT_REC			PR	TRG		LSP
N6247016D9000	0008		WHIDBEY_ISLAND_NAS	LCSD 320-153778/3-A		Perfluorobutanesulfonic acid (PFBS)	375-73-5		108	PCT_REC	E		PR	TRG		LSP
N6247016D9000	0008		WHIDBEY_ISLAND_NAS	LCSD 320-153778/3-A		13C2 PFHXA	13C2 PFHXA		102	PCT_REC			PR	SURR		SLSA
N6247016D9000	0008		WHIDBEY_ISLAND_NAS	LCSD 320-153778/3-A		13C2 PFDA	13C2 PFDA		100	PCT_REC			PR	SURR		SLSA
N6247016D9000	0008		WHIDBEY_ISLAND_NAS	MB 320-153778/1-A		Perfluorooctane Sulfonate (PFOS)	1763-23-1		0.048	UG_L	U		PR	TRG		
N6247016D9000	0008		WHIDBEY_ISLAND_NAS	MB 320-153778/1-A		Perfluorooctanoic acid (PFOA)	335-67-1		0.024	UG_L	U		PR	TRG		
N6247016D9000	0008		WHIDBEY_ISLAND_NAS	MB 320-153778/1-A		Perfluorobutanesulfonic acid (PFBS)	375-73-5		0.11	UG_L	U		PR	TRG		
N6247016D9000	0008		WHIDBEY_ISLAND_NAS	MB 320-153778/1-A		13C2 PFHXA	13C2 PFHXA		103	PCT_REC			PR	SURR		SLSA
N6247016D9000	0008		WHIDBEY_ISLAND_NAS	MB 320-153778/1-A		13C2 PFDA	13C2 PFDA		101	PCT_REC			PR	SURR		SLSA

Contract_ID	DO_CTO_ Number	Phase	Installation_ID	Sample_Name	QC_Accuracy_ Upper	QC_Accuracy_ Lower	Control_Limit_Date	QC_Narrative	MDL	Detection_Limit	QSM_Version	DL	LOD	LOQ	SDG	Analysis_Batch	Validator_Name	Val_Date
N6247016D9000	0008		WHIDBEY_ISLAND_NAS	WI-CV-1RW85-0217			00000000				5.0	0.016	0.050	0.063	320-26309-1	320-154110		
N6247016D9000	0008		WHIDBEY_ISLAND_NAS	WI-CV-1RW85-0217			00000000				5.0	0.0099	0.025	0.031	320-26309-1	320-154110		
N6247016D9000	0008		WHIDBEY_ISLAND_NAS	WI-CV-1RW85-0217			00000000				5.0	0.050	0.12	0.15	320-26309-1	320-154110		
N6247016D9000	0008		WHIDBEY_ISLAND_NAS	WI-CV-1RW85-0217	130	70	00000000				5.0				320-26309-1	320-154110		
N6247016D9000	0008		WHIDBEY_ISLAND_NAS	WI-CV-1RW85-0217	130	70	00000000				5.0				320-26309-1	320-154110		
N6247016D9000	0008		WHIDBEY_ISLAND_NAS	WI-CV-1FB85-0217			00000000				5.0	0.014	0.043	0.053	320-26309-1	320-154110		
N6247016D9000	0008		WHIDBEY_ISLAND_NAS	WI-CV-1FB85-0217			00000000				5.0	0.0083	0.021	0.027	320-26309-1	320-154110		
N6247016D9000	0008		WHIDBEY_ISLAND_NAS	WI-CV-1FB85-0217			00000000				5.0	0.042	0.097	0.12	320-26309-1	320-154110		
N6247016D9000	0008		WHIDBEY_ISLAND_NAS	WI-CV-1FB85-0217	130	70	00000000				5.0				320-26309-1	320-154110		
N6247016D9000	0008		WHIDBEY_ISLAND_NAS	WI-CV-1FB85-0217	130	70	00000000				5.0				320-26309-1	320-154110		
N6247016D9000	0008		WHIDBEY_ISLAND_NAS	WI-CV-1RW86-0217			00000000				5.0	0.017	0.053	0.066	320-26309-1	320-154110		
N6247016D9000	0008		WHIDBEY_ISLAND_NAS	WI-CV-1RW86-0217			00000000				5.0	0.010	0.027	0.033	320-26309-1	320-154110		
N6247016D9000	0008		WHIDBEY_ISLAND_NAS	WI-CV-1RW86-0217			00000000				5.0	0.053	0.12	0.15	320-26309-1	320-154110		
N6247016D9000	0008		WHIDBEY_ISLAND_NAS	WI-CV-1RW86-0217	130	70	00000000				5.0				320-26309-1	320-154110		
N6247016D9000	0008		WHIDBEY_ISLAND_NAS	WI-CV-1RW86-0217	130	70	00000000				5.0				320-26309-1	320-154110		
N6247016D9000	0008		WHIDBEY_ISLAND_NAS	WI-CV-1FB86-0217			00000000				5.0	0.014	0.043	0.053	320-26309-1	320-154110		
N6247016D9000	0008		WHIDBEY_ISLAND_NAS	WI-CV-1FB86-0217			00000000				5.0	0.0084	0.021	0.027	320-26309-1	320-154110		
N6247016D9000	0008		WHIDBEY_ISLAND_NAS	WI-CV-1FB86-0217			00000000				5.0	0.042	0.098	0.12	320-26309-1	320-154110		
N6247016D9000	0008		WHIDBEY_ISLAND_NAS	WI-CV-1FB86-0217	130	70	00000000				5.0				320-26309-1	320-154110		
N6247016D9000	0008		WHIDBEY_ISLAND_NAS	WI-CV-1FB86-0217	130	70	00000000				5.0				320-26309-1	320-154110		
N6247016D9000	0008		WHIDBEY_ISLAND_NAS	WI-CV-1RW87-0217			00000000				5.0	0.017	0.052	0.065	320-26309-1	320-154110		
N6247016D9000	0008		WHIDBEY_ISLAND_NAS	WI-CV-1RW87-0217			00000000				5.0	0.010	0.026	0.033	320-26309-1	320-154110		
N6247016D9000	0008		WHIDBEY_ISLAND_NAS	WI-CV-1RW87-0217			00000000				5.0	0.052	0.12	0.15	320-26309-1	320-154110		
N6247016D9000	0008		WHIDBEY_ISLAND_NAS	WI-CV-1RW87-0217	130	70	00000000				5.0				320-26309-1	320-154110		
N6247016D9000	0008		WHIDBEY_ISLAND_NAS	WI-CV-1RW87-0217	130	70	00000000				5.0				320-26309-1	320-154110		
N6247016D9000	0008		WHIDBEY_ISLAND_NAS	WI-CV-1FB87-0217			00000000				5.0	0.013	0.042	0.052	320-26309-1	320-154110		
N6247016D9000	0008		WHIDBEY_ISLAND_NAS	WI-CV-1FB87-0217			00000000				5.0	0.0082	0.021	0.026	320-26309-1	320-154110		
N6247016D9000	0008		WHIDBEY_ISLAND_NAS	WI-CV-1FB87-0217			00000000				5.0	0.041	0.096	0.12	320-26309-1	320-154110		
N6247016D9000	0008		WHIDBEY_ISLAND_NAS	WI-CV-1FB87-0217	130	70	00000000				5.0				320-26309-1	320-154110		
N6247016D9000	0008		WHIDBEY_ISLAND_NAS	WI-CV-1FB87-0217	130	70	00000000				5.0				320-26309-1	320-154110		
N6247016D9000	0008		WHIDBEY_ISLAND_NAS	LCS 320-153778/2-A	130	70	00000000				5.0	0.016	0.048	0.060	320-26309-1	320-154108		
N6247016D9000	0008		WHIDBEY_ISLAND_NAS	LCS 320-153778/2-A	130	70	00000000				5.0	0.0094	0.024	0.030	320-26309-1	320-154108		
N6247016D9000	0008		WHIDBEY_ISLAND_NAS	LCS 320-153778/2-A	130	70	00000000				5.0	0.048	0.11	0.14	320-26309-1	320-154108		
N6247016D9000	0008		WHIDBEY_ISLAND_NAS	LCS 320-153778/2-A	130	70	00000000				5.0				320-26309-1	320-154108		
N6247016D9000	0008		WHIDBEY_ISLAND_NAS	LCS 320-153778/3-A	130	70	00000000				5.0	0.016	0.048	0.060	320-26309-1	320-154108		
N6247016D9000	0008		WHIDBEY_ISLAND_NAS	LCS 320-153778/3-A	130	70	00000000				5.0	0.0094	0.024	0.030	320-26309-1	320-154108		
N6247016D9000	0008		WHIDBEY_ISLAND_NAS	LCS 320-153778/3-A	130	70	00000000				5.0	0.048	0.11	0.14	320-26309-1	320-154108		
N6247016D9000	0008		WHIDBEY_ISLAND_NAS	LCS 320-153778/3-A	130	70	00000000				5.0				320-26309-1	320-154108		
N6247016D9000	0008		WHIDBEY_ISLAND_NAS	LCS 320-153778/3-A	130	70	00000000				5.0				320-26309-1	320-154108		
N6247016D9000	0008		WHIDBEY_ISLAND_NAS	MB 320-153778/1-A			00000000				5.0	0.016	0.048	0.060	320-26309-1	320-154108		
N6247016D9000	0008		WHIDBEY_ISLAND_NAS	MB 320-153778/1-A			00000000				5.0	0.0094	0.024	0.030	320-26309-1	320-154108		
N6247016D9000	0008		WHIDBEY_ISLAND_NAS	MB 320-153778/1-A			00000000				5.0	0.048	0.11	0.14	320-26309-1	320-154108		
N6247016D9000	0008		WHIDBEY_ISLAND_NAS	MB 320-153778/1-A	130	70	00000000				5.0				320-26309-1	320-154108		
N6247016D9000	0008		WHIDBEY_ISLAND_NAS	MB 320-153778/1-A	130	70	00000000				5.0				320-26309-1	320-154108		

**DATA VALIDATION SUMMARY REPORT
WHIDBEY ISLAND, WASHINGTON**

Client: CH2M HILL, Inc., Corvallis, Oregon
SDG: 320-26309-1
Laboratory: Test America, Sacramento, California
Site: Whidbey Island, CTO-0008, Washington
Date: March 23, 2017

PFCs			
EDS ID	Client Sample ID	Laboratory Sample ID	Matrix
1	WI-CV-1RW85-0217	320-26309-1	Water
2	WI-CV-1FB85-0217	320-26309-2	Water
3	WI-CV-1RW86-0217	320-26309-3	Water
4	WI-CV-1FB86-0217	320-26309-4	Water
5	WI-CV-1RW87-0217	320-26309-5	Water
6	WI-CV-1FB87-0217	320-26309-6	Water

A full data validation was performed on the analytical data for three water samples and three aqueous field blank samples collected on March 3, 2017 by CH2M HILL at the Whidbey Island site in Washington. The samples were analyzed under the EPA Method "Determination of Selected Perfluorinated Alkyl Acids in Drinking Water by Solid Phase Extraction and Liquid Chromatography/Tandem Mass Spectrometry (LC/MS/MS)".

Specific method references are as follows:

Analysis
PFCs

Method References
USEPA Method 537 Rev 1.1 Modified

The data have been validated according to the protocols and quality control (QC) requirements of the analytical method, and the U.S. Department of Defense (DoD) Quality Systems Manual (QSM), Version 5.0 (July 2013) and the USEPA National Functional Guidelines for Organic Data Review as follows:

- The USEPA "Contract Laboratories Program National Functional Guidelines for Superfund Organic Methods Data Review," August 2014;
- and the reviewer's professional judgment.

The following data quality indicators were reviewed for this report:

Organics

- Date Completeness, Case Narrative & Custody Documentation

- Holding times
- Gas Chromatography/Mass Spectrometry (GC/MS) Tuning
- Initial and continuing calibration summaries
- Method blank and field QC blank contamination
- Surrogate Spike recoveries
- Matrix Spike/Matrix Spike Duplicate (MS/MSD) recoveries
- Laboratory Control Sample/Laboratory Control Sample Duplicate (LCS/LCSD) recoveries
- Internal standard area and retention time summary forms
- Target Compound Identification
- Compound Quantitation
- Field Duplicate sample precision

A full (Level IV) data validation was performed with this review including a recalculation of 10% of the detected results in the samples.

Data Usability Assessment

There were no rejections of data.

Overall the data is acceptable for the intended purposes. There were no qualifications

Perfluorinated Compounds (PFCs)

Data Completeness, Case Narrative & Custody Documentation

- The case narrative and chain-of-custody documentation were included in the data package as required. All criteria were met.

Holding Times

- All samples were extracted within 14 days for water samples and analyzed within 28 days

GC/MS Tuning

- All criteria were met.

Initial Calibration

- All relative standard deviation (%RSD) and/or correlation coefficients criteria were met.

Continuing Calibration

- All percent difference (%D) and RRF criteria were met.

Method Blank

- The method blanks were free of contamination.

Field QC Blank

- The field blank samples were free of contamination.

Surrogate Spike Recoveries

- All samples exhibited acceptable surrogate %R values.

Matrix Spike/Matrix Spike Duplicate (MS/MSD) Recoveries

- MS/MSD samples were not analyzed.

Laboratory Control Samples

- The LCS samples exhibited acceptable percent recoveries (%R).

Internal Standard (IS) Area Performance

- All internal standards met response and retention time (RT) criteria.

Target Compound Identification

- All mass spectra and quantitation criteria were met.

Compound Quantitation

- All criteria were met.

Field Duplicate Sample Precision

- Field duplicate samples were not collected.

Please contact the undersigned at (757) 564-0090 if you have any questions or need further information.

Signed: Nancy Weaver
Nancy Weaver
Senior Chemist

Dated: 3/24/17

Data Qualifier	Definition
U	The analyte was analyzed for, but was not detected above the level of the reported sample quantitation limit.
J	The analyte is an estimated quantity. The associated numerical value is the approximate concentration of the analyte in the sample.
NJ	The analysis has been "tentatively identified" or "presumptively" as present and the associated numerical value is the estimated concentration in the samples.
UJ	The analyte was analyzed for but was not detected. The reported quantitation limit is approximate and may be inaccurate or imprecise.
R	The data are unusable. The sample results are rejected due to serious deficiencies in meeting QC criteria. The analyte may or may not be present in the samples.

FORM I
LCMS ORGANICS ANALYSIS DATA SHEET

Lab Name: TestAmerica Sacramento Job No.: 320-26309-1
 SDG No.: _____
 Client Sample ID: WI-CV-1RW85-0217 Lab Sample ID: 320-26309-1
 Matrix: Water Lab File ID: 2017.03.09_537A_020.d
 Analysis Method: 537 Date Collected: 03/03/2017 13:38
 Extraction Method: 537 Date Extracted: 03/07/2017 17:54
 Sample wt/vol: 239(mL) Date Analyzed: 03/09/2017 11:06
 Con. Extract Vol.: 1.00(mL) Dilution Factor: 1
 Injection Volume: 2(uL) GC Column: GeminiC18 3x100 ID: 3(mm)
 % Moisture: _____ GPC Cleanup: (Y/N) N
 Analysis Batch No.: 154110 Units: ug/L

CAS NO.	COMPOUND NAME	RESULT	Q	LOQ	LOD	DL
1763-23-1	Perfluorooctanesulfonic acid (PFOS)	0.050	U	0.063	0.050	0.016
335-67-1	Perfluorooctanoic acid (PFOA)	0.025	U	0.031	0.025	0.0099
375-73-5	Perfluorobutanesulfonic acid (PFBS)	0.12	U	0.15	0.12	0.050

CAS NO.	SURROGATE	%REC	Q	LIMITS
STL00993	13C2 PFHxA	95		70-130
STL00996	13C2 PFDA	102		70-130

FORM I
LCMS ORGANICS ANALYSIS DATA SHEET

2

Lab Name: TestAmerica Sacramento Job No.: 320-26309-1
 SDG No.: _____
 Client Sample ID: WI-CV-1FB85-0217 Lab Sample ID: 320-26309-2
 Matrix: Water Lab File ID: 2017.03.09_537A_021.d
 Analysis Method: 537 Date Collected: 03/03/2017 13:47
 Extraction Method: 537 Date Extracted: 03/07/2017 17:54
 Sample wt/vol: 282.1(mL) Date Analyzed: 03/09/2017 11:10
 Con. Extract Vol.: 1.00(mL) Dilution Factor: 1
 Injection Volume: 2(uL) GC Column: GeminiC18 3x100 ID: 3(mm)
 % Moisture: _____ GPC Cleanup: (Y/N) N
 Analysis Batch No.: 154110 Units: ug/L

CAS NO.	COMPOUND NAME	RESULT	Q	LOQ	LOD	DL
1763-23-1	Perfluorooctanesulfonic acid (PFOS)	0.043	U	0.053	0.043	0.014
335-67-1	Perfluorooctanoic acid (PFOA)	0.021	U	0.027	0.021	0.0083
375-73-5	Perfluorobutanesulfonic acid (PFBS)	0.097	U	0.12	0.097	0.042

CAS NO.	SURROGATE	%REC	Q	LIMITS
STL00993	13C2 PFHxA	106		70-130
STL00996	13C2 PFDA	102		70-130

FORM I
LCMS ORGANICS ANALYSIS DATA SHEET

3

Lab Name: TestAmerica Sacramento Job No.: 320-26309-1
 SDG No.: _____
 Client Sample ID: WI-CV-1RW86-0217 Lab Sample ID: 320-26309-3
 Matrix: Water Lab File ID: 2017.03.09_537A_022.d
 Analysis Method: 537 Date Collected: 03/03/2017 14:15
 Extraction Method: 537 Date Extracted: 03/07/2017 17:54
 Sample wt/vol: 226.3(mL) Date Analyzed: 03/09/2017 11:15
 Con. Extract Vol.: 1.00(mL) Dilution Factor: 1
 Injection Volume: 2(uL) GC Column: GeminiC18 3x100 ID: 3(mm)
 % Moisture: _____ GPC Cleanup: (Y/N) N
 Analysis Batch No.: 154110 Units: ug/L

CAS NO.	COMPOUND NAME	RESULT	Q	LOQ	LOD	DL
1763-23-1	Perfluorooctanesulfonic acid (PFOS)	0.053	U	0.066	0.053	0.017
335-67-1	Perfluorooctanoic acid (PFOA)	0.027	U	0.033	0.027	0.010
375-73-5	Perfluorobutanesulfonic acid (PFBS)	0.12	U	0.15	0.12	0.053

CAS NO.	SURROGATE	%REC	Q	LIMITS
STL00993	13C2 PFHxA	88		70-130
STL00996	13C2 PFDA	94		70-130

FORM I
LCMS ORGANICS ANALYSIS DATA SHEET

4

Lab Name: TestAmerica Sacramento Job No.: 320-26309-1
 SDG No.: _____
 Client Sample ID: WI-CV-1FB86-0217 Lab Sample ID: 320-26309-4
 Matrix: Water Lab File ID: 2017.03.09_537A_023.d
 Analysis Method: 537 Date Collected: 03/03/2017 14:21
 Extraction Method: 537 Date Extracted: 03/07/2017 17:54
 Sample wt/vol: 281(mL) Date Analyzed: 03/09/2017 11:19
 Con. Extract Vol.: 1.00(mL) Dilution Factor: 1
 Injection Volume: 2(uL) GC Column: GeminiC18 3x100 ID: 3(mm)
 % Moisture: _____ GPC Cleanup: (Y/N) N
 Analysis Batch No.: 154110 Units: ug/L

CAS NO.	COMPOUND NAME	RESULT	Q	LOQ	LOD	DL
1763-23-1	Perfluorooctanesulfonic acid (PFOS)	0.043	U	0.053	0.043	0.014
335-67-1	Perfluorooctanoic acid (PFOA)	0.021	U	0.027	0.021	0.0084
375-73-5	Perfluorobutanesulfonic acid (PFBS)	0.098	U	0.12	0.098	0.042

CAS NO.	SURROGATE	%REC	Q	LIMITS
STL00993	13C2 PFHxA	104		70-130
STL00996	13C2 PFDA	98		70-130

FORM I
LCMS ORGANICS ANALYSIS DATA SHEET

5

Lab Name: TestAmerica Sacramento Job No.: 320-26309-1
 SDG No.: _____
 Client Sample ID: WI-CV-1RW87-0217 Lab Sample ID: 320-26309-5
 Matrix: Water Lab File ID: 2017.03.09_537A_024.d
 Analysis Method: 537 Date Collected: 03/03/2017 14:49
 Extraction Method: 537 Date Extracted: 03/07/2017 17:54
 Sample wt/vol: 230(mL) Date Analyzed: 03/09/2017 11:24
 Con. Extract Vol.: 1.00(mL) Dilution Factor: 1
 Injection Volume: 2(uL) GC Column: GeminiC18 3x100 ID: 3(mm)
 % Moisture: _____ GPC Cleanup: (Y/N) N
 Analysis Batch No.: 154110 Units: ug/L

CAS NO.	COMPOUND NAME	RESULT	Q	LOQ	LOD	DL
1763-23-1	Perfluorooctanesulfonic acid (PFOS)	0.052	U	0.065	0.052	0.017
335-67-1	Perfluorooctanoic acid (PFOA)	0.026	U	0.033	0.026	0.010
375-73-5	Perfluorobutanesulfonic acid (PFBS)	0.12	U	0.15	0.12	0.052

CAS NO.	SURROGATE	%REC	Q	LIMITS
STL00993	13C2 PFHxA	99		70-130
STL00996	13C2 PFDA	100		70-130

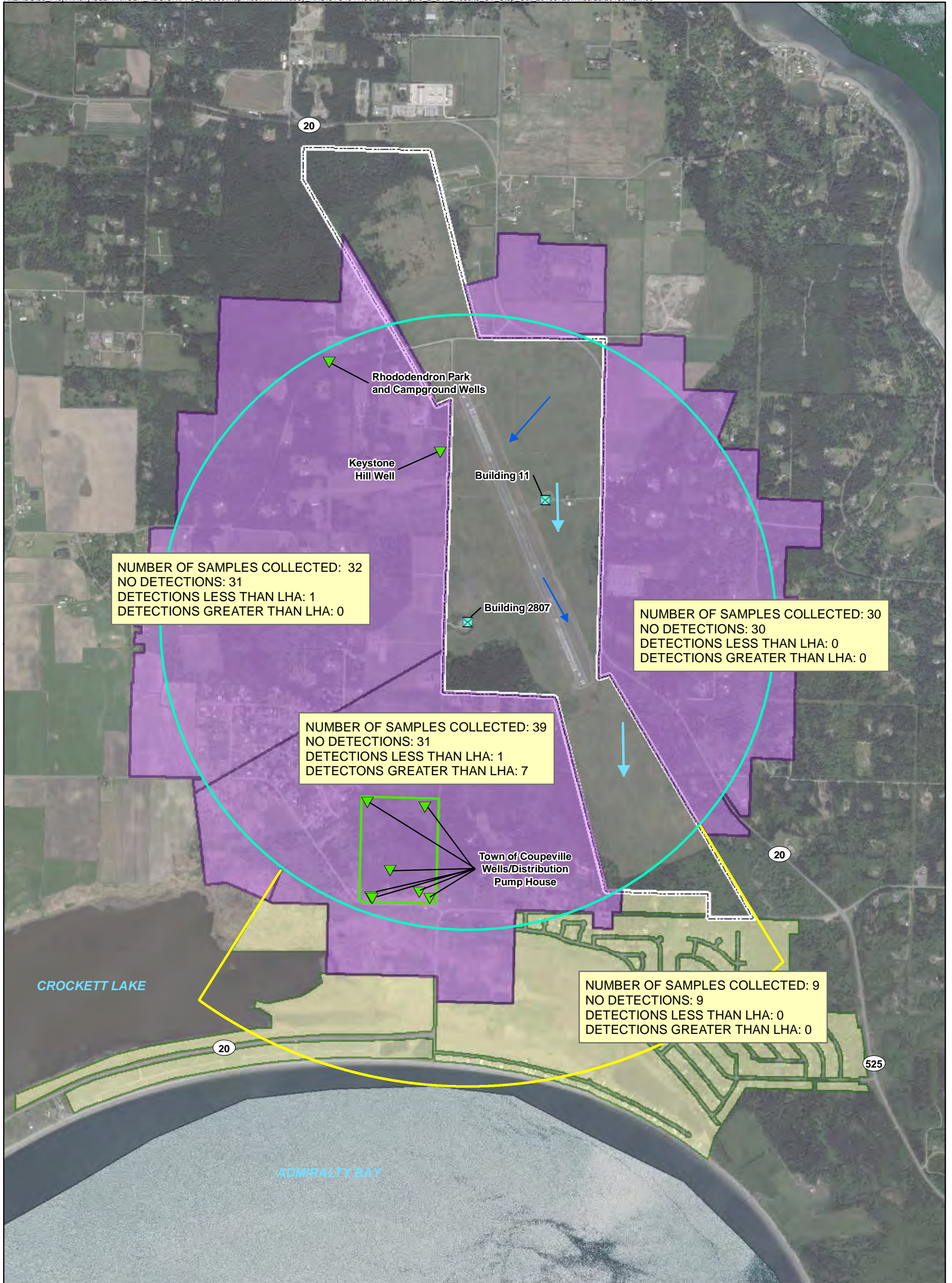
FORM I
LCMS ORGANICS ANALYSIS DATA SHEET

6

Lab Name: TestAmerica Sacramento Job No.: 320-26309-1
 SDG No.: _____
 Client Sample ID: WI-CV-1FB87-0217 Lab Sample ID: 320-26309-6
 Matrix: Water Lab File ID: 2017.03.09_537A_025.d
 Analysis Method: 537 Date Collected: 03/03/2017 14:51
 Extraction Method: 537 Date Extracted: 03/07/2017 17:54
 Sample wt/vol: 287.4 (mL) Date Analyzed: 03/09/2017 11:28
 Con. Extract Vol.: 1.00 (mL) Dilution Factor: 1
 Injection Volume: 2 (uL) GC Column: GeminiC18 3x100 ID: 3 (mm)
 % Moisture: _____ GPC Cleanup: (Y/N) N
 Analysis Batch No.: 154110 Units: ug/L

CAS NO.	COMPOUND NAME	RESULT	Q	LOQ	LOD	DL
1763-23-1	Perfluorooctanesulfonic acid (PFOS)	0.042	U	0.052	0.042	0.013
335-67-1	Perfluorooctanoic acid (PFOA)	0.021	U	0.026	0.021	0.0082
375-73-5	Perfluorobutanesulfonic acid (PFBS)	0.096	U	0.12	0.096	0.041

CAS NO.	SURROGATE	%REC	Q	LIMITS
STL00993	13C2 PFHxA	102		70-130
STL00996	13C2 PFDA	98		70-130



NUMBER OF SAMPLES COLLECTED: 32
 NO DETECTIONS: 31
 DETECTIONS LESS THAN LHA: 1
 DETECTIONS GREATER THAN LHA: 0

NUMBER OF SAMPLES COLLECTED: 30
 NO DETECTIONS: 30
 DETECTIONS LESS THAN LHA: 0
 DETECTIONS GREATER THAN LHA: 0

NUMBER OF SAMPLES COLLECTED: 39
 NO DETECTIONS: 31
 DETECTIONS LESS THAN LHA: 1
 DETECTIONS GREATER THAN LHA: 7

NUMBER OF SAMPLES COLLECTED: 9
 NO DETECTIONS: 9
 DETECTIONS LESS THAN LHA: 0
 DETECTIONS GREATER THAN LHA: 0

Legend

- Direction of Middle Zone Groundwater Flow
- Direction of Deep Zone Groundwater Flow
- ▼ Municipal Well
- Base Supply Well
- Fort Casey Well Field
- 1-mile zone
- Phase 1 Sampling Area
- Phase 2 Sampling Area
- Half-mile Step-out Downgradient
- Base Boundary

Note:
 One parcel outside the Phase 1 and Phase 2 sampling areas was sampled, and PFOA and PFOS were detected less than the LHA. This sample is not included in the sample counts shown on the figure.

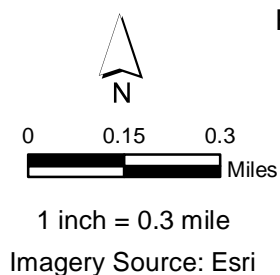


Figure 2
 Results for Drinking Water Well Sampling
 Outlying Landing Field Coupeville
 Coupeville, Washington

For Official Use Only