



**Groundwater Sample Results,  
Level 2 Laboratory Report, Level 4 Laboratory Report,  
Electronic Data Deliverable, Data Validation Report,  
and the Sample Location Report, SDG 1800267**

*Naval Air Station Whidbey Island  
Oak Harbor, Washington*

June 2019

February 20, 2018

**Vista Work Order No. 1800267**

Ms. Tiffany Hill  
CH2M Hill  
1100 NE Circle Blvd. Suite 300  
Corvallis, OR 97330

Dear Ms. Hill,

Enclosed are the results for the sample set received at Vista Analytical Laboratory on February 07, 2018. This sample set was analyzed on a rush turn-around time, under your Project Name 'NAS WI- AULT FIELD'.

Vista Analytical Laboratory is committed to serving you effectively. If you require additional information, please contact me at 916-673-1520 or by email at [mmaier@vista-analytical.com](mailto:mmaier@vista-analytical.com).

Thank you for choosing Vista as part of your analytical support team.

Sincerely,

Martha Maier  
Laboratory Director



*Vista Analytical Laboratory certifies that the report herein meets all the requirements set forth by NELAP for those applicable test methods. Results relate only to the samples as received by the laboratory. This report should not be reproduced except in full without the written approval of Vista.*

**Vista Work Order No. 1800267**

**Case Narrative**

**Sample Condition on Receipt:**

Seventeen soil samples and ten aqueous samples were received in good condition and within the method temperature requirements. The samples were received and stored securely in accordance with Vista standard operating procedures and EPA methodology. The soil samples were assigned to Vista Work Order #1800266. Eight of the samples were received out of hold time; authorization was received to proceed with the analyses.

**Analytical Notes:**

**Modified EPA Method 537**

The samples were extracted and analyzed for a selected list of PFAS using Modified EPA Method 537.

Holding Times

The samples were extracted and analyzed within the method hold times.

Quality Control

The Initial Calibration and Continuing Calibration Verifications met the method acceptance criteria.

A Method Blank and Ongoing Precision and Recovery (OPR) sample were extracted and analyzed with the preparation batch. No analytes were detected in the Method Blank above 1/2 the LOQ. The recovery of MeFOSAA was > 130% in the OPR. This analyte was not detected in the samples. The recoveries of all other analytes were within the method acceptance criteria.

The extract of sample "WI-AF-FB-012018" was re-injected because one or more Injection Internal Standard Analyte response areas were outside of criteria. The results were similar in the second injection. The results from the original injection have been reported.

The labeled standard recoveries outside the acceptance criteria are listed in the table below.

QC Anomalies

LabNumber	SampleName	Analysis	Analyte	Flag	%Rec
1800267-07	WI-AF-FB-012418	Modified EPA Method 537	d5-EtFOSAA	H	48.7

H = Recovery was outside laboratory acceptance criteria.

## TABLE OF CONTENTS

Case Narrative.....	1
Table of Contents.....	3
Sample Inventory.....	4
Analytical Results.....	5
Qualifiers.....	17
Certifications.....	18
Sample Receipt.....	19



# Sample Inventory Report

Vista Sample ID	Client Sample ID	Sampled	Received	Components/Containers
1800267-01	WI-AF-EB05-SO-0118	20-Jan-18 14:55	07-Feb-18 10:29	HDPE Bottle, 125 mL HDPE Bottle, 125 mL
1800267-02	WI-AF-FB-012018	20-Jan-18 15:15	07-Feb-18 10:29	HDPE Bottle, 125 mL HDPE Bottle, 125 mL
1800267-03	WI-AF-EB06-SO-0118	22-Jan-18 10:05	07-Feb-18 10:29	HDPE Bottle, 125 mL HDPE Bottle, 125 mL
1800267-04	WI-AF-FB-012218	22-Jan-18 10:10	07-Feb-18 10:29	HDPE Bottle, 125 mL HDPE Bottle, 125 mL
1800267-05	WI-AF-FB-012318	23-Jan-18 15:25	07-Feb-18 10:29	HDPE Bottle, 125 mL HDPE Bottle, 125 mL
1800267-06	WI-AF-EB07-SO-0118	23-Jan-18 16:00	07-Feb-18 10:29	HDPE Bottle, 125 mL HDPE Bottle, 125 mL
1800267-07	WI-AF-FB-012418	24-Jan-18 09:35	07-Feb-18 10:29	HDPE Bottle, 125 mL HDPE Bottle, 125 mL
1800267-08	WI-AF-EB08-SO-0118	24-Jan-18 09:40	07-Feb-18 10:29	HDPE Bottle, 125 mL HDPE Bottle, 125 mL
1800267-09	WI-AF-EB09-SO-0118	25-Jan-18 16:00	07-Feb-18 10:29	HDPE Bottle, 125 mL HDPE Bottle, 125 mL
1800267-10	WI-AF-FB-012518	25-Jan-18 16:05	07-Feb-18 10:29	HDPE Bottle, 125 mL HDPE Bottle, 125 mL

## **ANALYTICAL RESULTS**

**Sample ID: Method Blank**
**Modified EPA Method 537**

Client Data				Laboratory Data			
Name:	CH2M Hill	Matrix:	Aqueous	Lab Sample:	B8B0049-BLK1	Column:	BEH C18
Project:	NAS WI- AULT FIELD						

Analyte	Conc. (ng/L)	DL	LOD	LOQ	Qualifiers	Batch	Extracted	Samp Size	Analyzed	Dilution
PFBS	ND	0.895	2.50	4.00		B8B0049	08-Feb-18	0.250 L	16-Feb-18 05:57	1
PFHxA	ND	1.09	2.50	4.00		B8B0049	08-Feb-18	0.250 L	16-Feb-18 05:57	1
PFHpA	ND	0.296	2.50	4.00		B8B0049	08-Feb-18	0.250 L	16-Feb-18 05:57	1
PFHxS	ND	0.474	2.50	4.00		B8B0049	08-Feb-18	0.250 L	16-Feb-18 05:57	1
PFOA	ND	0.326	2.50	4.00		B8B0049	08-Feb-18	0.250 L	16-Feb-18 05:57	1
PFOS	ND	0.404	2.50	4.00		B8B0049	08-Feb-18	0.250 L	16-Feb-18 05:57	1
PFNA	ND	0.405	2.50	4.00		B8B0049	08-Feb-18	0.250 L	16-Feb-18 05:57	1
PFDA	ND	0.745	2.50	4.00		B8B0049	08-Feb-18	0.250 L	16-Feb-18 05:57	1
MeFOSAA	ND	0.825	2.50	4.00		B8B0049	08-Feb-18	0.250 L	16-Feb-18 05:57	1
PFUnA	ND	0.525	2.50	4.00		B8B0049	08-Feb-18	0.250 L	16-Feb-18 05:57	1
EtFOSAA	ND	0.685	2.50	4.00		B8B0049	08-Feb-18	0.250 L	16-Feb-18 05:57	1
PFDoA	ND	0.396	2.50	4.00		B8B0049	08-Feb-18	0.250 L	16-Feb-18 05:57	1
PFTDA	ND	0.247	2.50	4.00		B8B0049	08-Feb-18	0.250 L	16-Feb-18 05:57	1
PFTeDA	ND	0.378	2.50	4.00		B8B0049	08-Feb-18	0.250 L	16-Feb-18 05:57	1

Labeled Standards	Type	% Recovery	Limits	Qualifiers	Batch	Extracted	Samp Size	Analyzed	Dilution
13C3-PFBS	IS	94.7	50 - 150		B8B0049	08-Feb-18	0.250 L	16-Feb-18 05:57	1
13C2-PFHxA	IS	99.2	50 - 150		B8B0049	08-Feb-18	0.250 L	16-Feb-18 05:57	1
13C4-PFHpA	IS	104	50 - 150		B8B0049	08-Feb-18	0.250 L	16-Feb-18 05:57	1
18O2-PFHxS	IS	85.7	50 - 150		B8B0049	08-Feb-18	0.250 L	16-Feb-18 05:57	1
13C2-PFOA	IS	108	50 - 150		B8B0049	08-Feb-18	0.250 L	16-Feb-18 05:57	1
13C8-PFOS	IS	90.9	50 - 150		B8B0049	08-Feb-18	0.250 L	16-Feb-18 05:57	1
13C5-PFNA	IS	86.9	50 - 150		B8B0049	08-Feb-18	0.250 L	16-Feb-18 05:57	1
13C2-PFDA	IS	102	50 - 150		B8B0049	08-Feb-18	0.250 L	16-Feb-18 05:57	1
d3-MeFOSAA	IS	87.9	50 - 150		B8B0049	08-Feb-18	0.250 L	16-Feb-18 05:57	1
13C2-PFUnA	IS	90.5	50 - 150		B8B0049	08-Feb-18	0.250 L	16-Feb-18 05:57	1
d5-EtFOSAA	IS	87.4	50 - 150		B8B0049	08-Feb-18	0.250 L	16-Feb-18 05:57	1
13C2-PFDoA	IS	86.6	50 - 150		B8B0049	08-Feb-18	0.250 L	16-Feb-18 05:57	1
13C2-PFTeDA	IS	118	50 - 150		B8B0049	08-Feb-18	0.250 L	16-Feb-18 05:57	1

DL - Detection Limit

 LOD - Limit of Detection  
 LOQ - Limit of quantitation

 LCL-UCL- Lower control limit - upper control limit  
 Results reported to the DL.

 When reported, PFHxS, PFOA and PFOS include both linear and branched isomers.  
 Only the linear isomer is reported for all other analytes.

**Sample ID: OPR**

**Modified EPA Method 537**

Client Data				Laboratory Data			
Name:	CH2M Hill	Matrix:	Aqueous	Lab Sample:	B8B0049-BS1	Column:	BEH C18
Project:	NAS WI- AULT FIELD						

Analyte	Amt Found (ng/L)	Spike Amt	% Rec	Limits	Qualifiers	Batch	Extracted	Samp Size	Analyzed	Dilution
PFBS	43.7	40.0	109	70-130		B8B0049	08-Feb-18	0.250 L	16-Feb-18 05:46	1
PFHxA	43.4	40.0	109	70-130		B8B0049	08-Feb-18	0.250 L	16-Feb-18 05:46	1
PFHpA	45.7	40.0	114	70-130		B8B0049	08-Feb-18	0.250 L	16-Feb-18 05:46	1
PFHxS	46.2	40.0	115	70-130		B8B0049	08-Feb-18	0.250 L	16-Feb-18 05:46	1
PFOA	43.3	40.0	108	70-130		B8B0049	08-Feb-18	0.250 L	16-Feb-18 05:46	1
PFOS	42.5	40.0	106	70-130		B8B0049	08-Feb-18	0.250 L	16-Feb-18 05:46	1
PFNA	47.9	40.0	120	70-130		B8B0049	08-Feb-18	0.250 L	16-Feb-18 05:46	1
PFDA	46.4	40.0	116	70-130		B8B0049	08-Feb-18	0.250 L	16-Feb-18 05:46	1
MeFOSAA	52.3	40.0	131	70-130	H	B8B0049	08-Feb-18	0.250 L	16-Feb-18 05:46	1
PFUnA	43.0	40.0	108	70-130		B8B0049	08-Feb-18	0.250 L	16-Feb-18 05:46	1
EtFOSAA	47.8	40.0	120	70-130		B8B0049	08-Feb-18	0.250 L	16-Feb-18 05:46	1
PFDoA	42.2	40.0	106	70-130		B8B0049	08-Feb-18	0.250 L	16-Feb-18 05:46	1
PFTTrDA	41.4	40.0	103	60-130		B8B0049	08-Feb-18	0.250 L	16-Feb-18 05:46	1
PFTeDA	37.0	40.0	92.4	70-130		B8B0049	08-Feb-18	0.250 L	16-Feb-18 05:46	1

Labeled Standards	Type	% Rec	Limits	Qualifiers	Batch	Extracted	Samp Size	Analyzed	Dilution
13C3-PFBS	IS	101	50- 150		B8B0049	08-Feb-18	0.250 L	16-Feb-18 05:46	1
13C2-PFHxA	IS	98.7	50- 150		B8B0049	08-Feb-18	0.250 L	16-Feb-18 05:46	1
13C4-PFHpA	IS	91.5	50- 150		B8B0049	08-Feb-18	0.250 L	16-Feb-18 05:46	1
18O2-PFHxS	IS	92.9	50- 150		B8B0049	08-Feb-18	0.250 L	16-Feb-18 05:46	1
13C2-PFOA	IS	105	50- 150		B8B0049	08-Feb-18	0.250 L	16-Feb-18 05:46	1
13C8-PFOS	IS	87.1	50- 150		B8B0049	08-Feb-18	0.250 L	16-Feb-18 05:46	1
13C5-PFNA	IS	95.8	50- 150		B8B0049	08-Feb-18	0.250 L	16-Feb-18 05:46	1
13C2-PFDA	IS	92.5	50- 150		B8B0049	08-Feb-18	0.250 L	16-Feb-18 05:46	1
d3-MeFOSAA	IS	75.7	50- 150		B8B0049	08-Feb-18	0.250 L	16-Feb-18 05:46	1
13C2-PFUnA	IS	103	50- 150		B8B0049	08-Feb-18	0.250 L	16-Feb-18 05:46	1
d5-EtFOSAA	IS	77.1	50- 150		B8B0049	08-Feb-18	0.250 L	16-Feb-18 05:46	1
13C2-PFDoA	IS	81.9	50- 150		B8B0049	08-Feb-18	0.250 L	16-Feb-18 05:46	1
13C2-PFTeDA	IS	116	50- 150		B8B0049	08-Feb-18	0.250 L	16-Feb-18 05:46	1

**Sample ID: WI-AF-EB05-SO-0118**

**Modified EPA Method 537**

Client Data					Laboratory Data					
Name:	CH2M Hill	Matrix:	Aqueous		Lab Sample:	1800267-01	Column:	BEH C18		
Project:	NAS WI- AULT FIELD	Date Collected:	20-Jan-18 14:55		Date Received:	07-Feb-18 10:29				
Location:	SB606									

Analyte	Conc. (ng/L)	DL	LOD	LOQ	Qualifiers	Batch	Extracted	Samp Size	Analyzed	Dilution
PFBS	ND	2.00	5.58	8.95		B8B0049	08-Feb-18	0.112 L	18-Feb-18 17:49	1
PFHxA	ND	2.44	5.58	8.95		B8B0049	08-Feb-18	0.112 L	18-Feb-18 17:49	1
PFHpA	ND	0.661	5.58	8.95		B8B0049	08-Feb-18	0.112 L	18-Feb-18 17:49	1
PFHxS	ND	1.06	5.58	8.95		B8B0049	08-Feb-18	0.112 L	18-Feb-18 17:49	1
PFOA	ND	0.728	5.58	8.95		B8B0049	08-Feb-18	0.112 L	18-Feb-18 17:49	1
PFOS	ND	0.903	5.58	8.95		B8B0049	08-Feb-18	0.112 L	18-Feb-18 17:49	1
PFNA	ND	0.906	5.58	8.95		B8B0049	08-Feb-18	0.112 L	18-Feb-18 17:49	1
PFDA	ND	1.67	5.58	8.95		B8B0049	08-Feb-18	0.112 L	18-Feb-18 17:49	1
MeFOSAA	ND	1.85	5.58	8.95		B8B0049	08-Feb-18	0.112 L	18-Feb-18 17:49	1
PFUnA	ND	1.17	5.58	8.95		B8B0049	08-Feb-18	0.112 L	18-Feb-18 17:49	1
EtFOSAA	ND	1.53	5.58	8.95		B8B0049	08-Feb-18	0.112 L	18-Feb-18 17:49	1
PFDoA	ND	0.886	5.58	8.95		B8B0049	08-Feb-18	0.112 L	18-Feb-18 17:49	1
PFTrDA	ND	0.552	5.58	8.95		B8B0049	08-Feb-18	0.112 L	18-Feb-18 17:49	1
PFTeDA	ND	0.844	5.58	8.95		B8B0049	08-Feb-18	0.112 L	18-Feb-18 17:49	1

Labeled Standards	Type	% Recovery	Limits	Qualifiers	Batch	Extracted	Samp Size	Analyzed	Dilution
13C3-PFBS	IS	102	50 - 150		B8B0049	08-Feb-18	0.112 L	18-Feb-18 17:49	1
13C2-PFHxA	IS	85.5	50 - 150		B8B0049	08-Feb-18	0.112 L	18-Feb-18 17:49	1
13C4-PFHpA	IS	84.7	50 - 150		B8B0049	08-Feb-18	0.112 L	18-Feb-18 17:49	1
18O2-PFHxS	IS	85.8	50 - 150		B8B0049	08-Feb-18	0.112 L	18-Feb-18 17:49	1
13C2-PFOA	IS	85.6	50 - 150		B8B0049	08-Feb-18	0.112 L	18-Feb-18 17:49	1
13C8-PFOS	IS	85.6	50 - 150		B8B0049	08-Feb-18	0.112 L	18-Feb-18 17:49	1
13C5-PFNA	IS	90.9	50 - 150		B8B0049	08-Feb-18	0.112 L	18-Feb-18 17:49	1
13C2-PFDA	IS	63.2	50 - 150		B8B0049	08-Feb-18	0.112 L	18-Feb-18 17:49	1
d3-MeFOSAA	IS	53.1	50 - 150		B8B0049	08-Feb-18	0.112 L	18-Feb-18 17:49	1
13C2-PFUnA	IS	62.8	50 - 150		B8B0049	08-Feb-18	0.112 L	18-Feb-18 17:49	1
d5-EtFOSAA	IS	60.5	50 - 150		B8B0049	08-Feb-18	0.112 L	18-Feb-18 17:49	1
13C2-PFDoA	IS	62.6	50 - 150		B8B0049	08-Feb-18	0.112 L	18-Feb-18 17:49	1
13C2-PFTeDA	IS	99.0	50 - 150		B8B0049	08-Feb-18	0.112 L	18-Feb-18 17:49	1

DL - Detection Limit

LOD - Limit of Detection  
LOQ - Limit of quantitation

LCL-UCL- Lower control limit - upper control limit  
Results reported to the DL.

When reported, PFHxS, PFOA and PFOS include both linear and branched isomers.  
Only the linear isomer is reported for all other analytes.

**Sample ID: WI-AF-FB-012018**

**Modified EPA Method 537**

Client Data				Laboratory Data			
Name:	CH2M Hill	Matrix:	Aqueous	Lab Sample:	1800267-02	Column:	BEH C18
Project:	NAS WI- AULT FIELD	Date Collected:	20-Jan-18 15:15	Date Received:	07-Feb-18 10:29		
Location:	SB606						

Analyte	Conc. (ng/L)	DL	LOD	LOQ	Qualifiers	Batch	Extracted	Samp Size	Analyzed	Dilution
PFBS	ND	1.92	5.34	8.57		B8B0049	08-Feb-18	0.117 L	18-Feb-18 18:01	1
PFHxA	ND	2.34	5.34	8.57		B8B0049	08-Feb-18	0.117 L	18-Feb-18 18:01	1
PFHpA	ND	0.633	5.34	8.57		B8B0049	08-Feb-18	0.117 L	18-Feb-18 18:01	1
PFHxS	1.12	1.01	5.34	8.57	J	B8B0049	08-Feb-18	0.117 L	18-Feb-18 18:01	1
PFOA	ND	0.697	5.34	8.57		B8B0049	08-Feb-18	0.117 L	18-Feb-18 18:01	1
PFOS	ND	0.864	5.34	8.57		B8B0049	08-Feb-18	0.117 L	18-Feb-18 18:01	1
PFNA	ND	0.868	5.34	8.57		B8B0049	08-Feb-18	0.117 L	18-Feb-18 18:01	1
PFDA	ND	1.60	5.34	8.57		B8B0049	08-Feb-18	0.117 L	18-Feb-18 18:01	1
MeFOSAA	ND	1.77	5.34	8.57		B8B0049	08-Feb-18	0.117 L	18-Feb-18 18:01	1
PFOA	ND	1.12	5.34	8.57		B8B0049	08-Feb-18	0.117 L	18-Feb-18 18:01	1
EtFOSAA	ND	1.47	5.34	8.57		B8B0049	08-Feb-18	0.117 L	18-Feb-18 18:01	1
PFDaA	ND	0.848	5.34	8.57		B8B0049	08-Feb-18	0.117 L	18-Feb-18 18:01	1
PFTDA	ND	0.529	5.34	8.57		B8B0049	08-Feb-18	0.117 L	18-Feb-18 18:01	1
PFTeDA	ND	0.809	5.34	8.57		B8B0049	08-Feb-18	0.117 L	18-Feb-18 18:01	1

Labeled Standards	Type	% Recovery	Limits	Qualifiers	Batch	Extracted	Samp Size	Analyzed	Dilution
13C3-PFBS	IS	104	50 - 150		B8B0049	08-Feb-18	0.117 L	18-Feb-18 18:01	1
13C2-PFHxA	IS	85.8	50 - 150		B8B0049	08-Feb-18	0.117 L	18-Feb-18 18:01	1
13C4-PFHpA	IS	91.6	50 - 150		B8B0049	08-Feb-18	0.117 L	18-Feb-18 18:01	1
18O2-PFHxS	IS	90.7	50 - 150		B8B0049	08-Feb-18	0.117 L	18-Feb-18 18:01	1
13C2-PFOA	IS	87.2	50 - 150		B8B0049	08-Feb-18	0.117 L	18-Feb-18 18:01	1
13C8-PFOS	IS	90.5	50 - 150		B8B0049	08-Feb-18	0.117 L	18-Feb-18 18:01	1
13C5-PFNA	IS	72.0	50 - 150		B8B0049	08-Feb-18	0.117 L	18-Feb-18 18:01	1
13C2-PFDA	IS	60.7	50 - 150		B8B0049	08-Feb-18	0.117 L	18-Feb-18 18:01	1
d3-MeFOSAA	IS	57.2	50 - 150		B8B0049	08-Feb-18	0.117 L	18-Feb-18 18:01	1
13C2-PFOA	IS	53.4	50 - 150		B8B0049	08-Feb-18	0.117 L	18-Feb-18 18:01	1
d5-EtFOSAA	IS	59.5	50 - 150		B8B0049	08-Feb-18	0.117 L	18-Feb-18 18:01	1
13C2-PFDaA	IS	83.6	50 - 150		B8B0049	08-Feb-18	0.117 L	18-Feb-18 18:01	1
13C2-PFTeDA	IS	96.5	50 - 150		B8B0049	08-Feb-18	0.117 L	18-Feb-18 18:01	1

DL - Detection Limit

LOD - Limit of Detection  
LOQ - Limit of quantitation

LCL-UCL- Lower control limit - upper control limit  
Results reported to the DL.

When reported, PFHxS, PFOA and PFOS include both linear and branched isomers.  
Only the linear isomer is reported for all other analytes.

**Sample ID: WI-AF-EB06-SO-0118**

**Modified EPA Method 537**

Client Data				Laboratory Data			
Name:	CH2M Hill	Matrix:	Aqueous	Lab Sample:	1800267-03	Column:	BEH C18
Project:	NAS WI- AULT FIELD	Date Collected:	22-Jan-18 10:05	Date Received:	07-Feb-18 10:29		
Location:	SB605						

Analyte	Conc. (ng/L)	DL	LOD	LOQ	Qualifiers	Batch	Extracted	Samp Size	Analyzed	Dilution
PFBS	ND	1.85	5.17	8.25		B8B0049	08-Feb-18	0.121 L	18-Feb-18 18:12	1
PFHxA	ND	2.25	5.17	8.25		B8B0049	08-Feb-18	0.121 L	18-Feb-18 18:12	1
PFHpA	ND	0.610	5.17	8.25		B8B0049	08-Feb-18	0.121 L	18-Feb-18 18:12	1
PFHxS	ND	0.977	5.17	8.25		B8B0049	08-Feb-18	0.121 L	18-Feb-18 18:12	1
PFOA	ND	0.671	5.17	8.25		B8B0049	08-Feb-18	0.121 L	18-Feb-18 18:12	1
PFOS	ND	0.832	5.17	8.25		B8B0049	08-Feb-18	0.121 L	18-Feb-18 18:12	1
PFNA	ND	0.835	5.17	8.25		B8B0049	08-Feb-18	0.121 L	18-Feb-18 18:12	1
PFDA	ND	1.54	5.17	8.25		B8B0049	08-Feb-18	0.121 L	18-Feb-18 18:12	1
MeFOSAA	ND	1.70	5.17	8.25		B8B0049	08-Feb-18	0.121 L	18-Feb-18 18:12	1
PFUnA	ND	1.08	5.17	8.25		B8B0049	08-Feb-18	0.121 L	18-Feb-18 18:12	1
EtFOSAA	ND	1.41	5.17	8.25		B8B0049	08-Feb-18	0.121 L	18-Feb-18 18:12	1
PFDoA	ND	0.817	5.17	8.25		B8B0049	08-Feb-18	0.121 L	18-Feb-18 18:12	1
PFTrDA	ND	0.510	5.17	8.25		B8B0049	08-Feb-18	0.121 L	18-Feb-18 18:12	1
PFTeDA	ND	0.779	5.17	8.25		B8B0049	08-Feb-18	0.121 L	18-Feb-18 18:12	1

Labeled Standards	Type	% Recovery	Limits	Qualifiers	Batch	Extracted	Samp Size	Analyzed	Dilution
13C3-PFBS	IS	101	50 - 150		B8B0049	08-Feb-18	0.121 L	18-Feb-18 18:12	1
13C2-PFHxA	IS	89.8	50 - 150		B8B0049	08-Feb-18	0.121 L	18-Feb-18 18:12	1
13C4-PFHpA	IS	96.5	50 - 150		B8B0049	08-Feb-18	0.121 L	18-Feb-18 18:12	1
18O2-PFHxS	IS	88.4	50 - 150		B8B0049	08-Feb-18	0.121 L	18-Feb-18 18:12	1
13C2-PFOA	IS	69.6	50 - 150		B8B0049	08-Feb-18	0.121 L	18-Feb-18 18:12	1
13C8-PFOS	IS	90.9	50 - 150		B8B0049	08-Feb-18	0.121 L	18-Feb-18 18:12	1
13C5-PFNA	IS	76.6	50 - 150		B8B0049	08-Feb-18	0.121 L	18-Feb-18 18:12	1
13C2-PFDA	IS	69.9	50 - 150		B8B0049	08-Feb-18	0.121 L	18-Feb-18 18:12	1
d3-MeFOSAA	IS	69.8	50 - 150		B8B0049	08-Feb-18	0.121 L	18-Feb-18 18:12	1
13C2-PFUnA	IS	80.8	50 - 150		B8B0049	08-Feb-18	0.121 L	18-Feb-18 18:12	1
d5-EtFOSAA	IS	70.7	50 - 150		B8B0049	08-Feb-18	0.121 L	18-Feb-18 18:12	1
13C2-PFDoA	IS	93.1	50 - 150		B8B0049	08-Feb-18	0.121 L	18-Feb-18 18:12	1
13C2-PFTeDA	IS	86.5	50 - 150		B8B0049	08-Feb-18	0.121 L	18-Feb-18 18:12	1

DL - Detection Limit

LOD - Limit of Detection  
LOQ - Limit of quantitation

LCL-UCL- Lower control limit - upper control limit  
Results reported to the DL.

When reported, PFHxS, PFOA and PFOS include both linear and branched isomers.  
Only the linear isomer is reported for all other analytes.

**Sample ID: WI-AF-FB-012218**

**Modified EPA Method 537**

Client Data				Laboratory Data			
Name:	CH2M Hill	Matrix:	Aqueous	Lab Sample:	1800267-04	Column:	BEH C18
Project:	NAS WI- AULT FIELD	Date Collected:	22-Jan-18 10:10	Date Received:	07-Feb-18 10:29		
Location:	SB605						

Analyte	Conc. (ng/L)	DL	LOD	LOQ	Qualifiers	Batch	Extracted	Samp Size	Analyzed	Dilution
PFBS	ND	1.92	5.34	8.57		B8B0049	08-Feb-18	0.117 L	18-Feb-18 18:24	1
PFHxA	ND	2.34	5.34	8.57		B8B0049	08-Feb-18	0.117 L	18-Feb-18 18:24	1
PFHpA	ND	0.633	5.34	8.57		B8B0049	08-Feb-18	0.117 L	18-Feb-18 18:24	1
PFHxS	ND	1.01	5.34	8.57		B8B0049	08-Feb-18	0.117 L	18-Feb-18 18:24	1
PFOA	0.936	0.697	5.34	8.57	J	B8B0049	08-Feb-18	0.117 L	18-Feb-18 18:24	1
PFOS	ND	0.864	5.34	8.57		B8B0049	08-Feb-18	0.117 L	18-Feb-18 18:24	1
PFNA	ND	0.868	5.34	8.57		B8B0049	08-Feb-18	0.117 L	18-Feb-18 18:24	1
PFDA	ND	1.60	5.34	8.57		B8B0049	08-Feb-18	0.117 L	18-Feb-18 18:24	1
MeFOSAA	ND	1.77	5.34	8.57		B8B0049	08-Feb-18	0.117 L	18-Feb-18 18:24	1
PFUnA	ND	1.12	5.34	8.57		B8B0049	08-Feb-18	0.117 L	18-Feb-18 18:24	1
EtFOSAA	ND	1.47	5.34	8.57		B8B0049	08-Feb-18	0.117 L	18-Feb-18 18:24	1
PFDoA	ND	0.848	5.34	8.57		B8B0049	08-Feb-18	0.117 L	18-Feb-18 18:24	1
PFTDA	ND	0.529	5.34	8.57		B8B0049	08-Feb-18	0.117 L	18-Feb-18 18:24	1
PFTeDA	ND	0.809	5.34	8.57		B8B0049	08-Feb-18	0.117 L	18-Feb-18 18:24	1

Labeled Standards	Type	% Recovery	Limits	Qualifiers	Batch	Extracted	Samp Size	Analyzed	Dilution
13C3-PFBS	IS	100	50 - 150		B8B0049	08-Feb-18	0.117 L	18-Feb-18 18:24	1
13C2-PFHxA	IS	89.1	50 - 150		B8B0049	08-Feb-18	0.117 L	18-Feb-18 18:24	1
13C4-PFHpA	IS	91.3	50 - 150		B8B0049	08-Feb-18	0.117 L	18-Feb-18 18:24	1
18O2-PFHxS	IS	85.6	50 - 150		B8B0049	08-Feb-18	0.117 L	18-Feb-18 18:24	1
13C2-PFOA	IS	69.4	50 - 150		B8B0049	08-Feb-18	0.117 L	18-Feb-18 18:24	1
13C8-PFOS	IS	94.8	50 - 150		B8B0049	08-Feb-18	0.117 L	18-Feb-18 18:24	1
13C5-PFNA	IS	76.8	50 - 150		B8B0049	08-Feb-18	0.117 L	18-Feb-18 18:24	1
13C2-PFDA	IS	57.1	50 - 150		B8B0049	08-Feb-18	0.117 L	18-Feb-18 18:24	1
d3-MeFOSAA	IS	64.5	50 - 150		B8B0049	08-Feb-18	0.117 L	18-Feb-18 18:24	1
13C2-PFUnA	IS	69.9	50 - 150		B8B0049	08-Feb-18	0.117 L	18-Feb-18 18:24	1
d5-EtFOSAA	IS	60.7	50 - 150		B8B0049	08-Feb-18	0.117 L	18-Feb-18 18:24	1
13C2-PFDoA	IS	81.9	50 - 150		B8B0049	08-Feb-18	0.117 L	18-Feb-18 18:24	1
13C2-PFTeDA	IS	79.3	50 - 150		B8B0049	08-Feb-18	0.117 L	18-Feb-18 18:24	1

DL - Detection Limit

LOD - Limit of Detection  
LOQ - Limit of quantitation

LCL-UCL- Lower control limit - upper control limit  
Results reported to the DL.

When reported, PFHxS, PFOA and PFOS include both linear and branched isomers.  
Only the linear isomer is reported for all other analytes.



**Sample ID: WI-AF-EB07-SO-0118**

**Modified EPA Method 537**

Client Data				Laboratory Data			
Name:	CH2M Hill	Matrix:	Aqueous	Lab Sample:	1800267-06	Column:	BEH C18
Project:	NAS WI- AULT FIELD	Date Collected:	23-Jan-18 16:00	Date Received:	07-Feb-18 10:29		

Analyte	Conc. (ng/L)	DL	LOD	LOQ	Qualifiers	Batch	Extracted	Samp Size	Analyzed	Dilution
PFBS	ND	1.88	5.25	8.40		B8B0049	08-Feb-18	0.119 L	18-Feb-18 18:35	1
PFHxA	ND	2.29	5.25	8.40		B8B0049	08-Feb-18	0.119 L	18-Feb-18 18:35	1
PFHpA	ND	0.621	5.25	8.40		B8B0049	08-Feb-18	0.119 L	18-Feb-18 18:35	1
PFHxS	ND	0.994	5.25	8.40		B8B0049	08-Feb-18	0.119 L	18-Feb-18 18:35	1
PFOA	0.898	0.684	5.25	8.40	J	B8B0049	08-Feb-18	0.119 L	18-Feb-18 18:35	1
PFOS	ND	0.847	5.25	8.40		B8B0049	08-Feb-18	0.119 L	18-Feb-18 18:35	1
PFNA	ND	0.851	5.25	8.40		B8B0049	08-Feb-18	0.119 L	18-Feb-18 18:35	1
PFDA	ND	1.56	5.25	8.40		B8B0049	08-Feb-18	0.119 L	18-Feb-18 18:35	1
MeFOSAA	ND	1.73	5.25	8.40		B8B0049	08-Feb-18	0.119 L	18-Feb-18 18:35	1
PFUnA	ND	1.10	5.25	8.40		B8B0049	08-Feb-18	0.119 L	18-Feb-18 18:35	1
EtFOSAA	ND	1.44	5.25	8.40		B8B0049	08-Feb-18	0.119 L	18-Feb-18 18:35	1
PFDoA	ND	0.832	5.25	8.40		B8B0049	08-Feb-18	0.119 L	18-Feb-18 18:35	1
PFTrDA	ND	0.519	5.25	8.40		B8B0049	08-Feb-18	0.119 L	18-Feb-18 18:35	1
PFTeDA	ND	0.793	5.25	8.40		B8B0049	08-Feb-18	0.119 L	18-Feb-18 18:35	1

Labeled Standards	Type	% Recovery	Limits	Qualifiers	Batch	Extracted	Samp Size	Analyzed	Dilution
13C3-PFBS	IS	102	50 - 150		B8B0049	08-Feb-18	0.119 L	18-Feb-18 18:35	1
13C2-PFHxA	IS	92.1	50 - 150		B8B0049	08-Feb-18	0.119 L	18-Feb-18 18:35	1
13C4-PFHpA	IS	92.1	50 - 150		B8B0049	08-Feb-18	0.119 L	18-Feb-18 18:35	1
18O2-PFHxS	IS	91.2	50 - 150		B8B0049	08-Feb-18	0.119 L	18-Feb-18 18:35	1
13C2-PFOA	IS	76.4	50 - 150		B8B0049	08-Feb-18	0.119 L	18-Feb-18 18:35	1
13C8-PFOS	IS	98.3	50 - 150		B8B0049	08-Feb-18	0.119 L	18-Feb-18 18:35	1
13C5-PFNA	IS	83.7	50 - 150		B8B0049	08-Feb-18	0.119 L	18-Feb-18 18:35	1
13C2-PFDA	IS	65.5	50 - 150		B8B0049	08-Feb-18	0.119 L	18-Feb-18 18:35	1
d3-MeFOSAA	IS	57.6	50 - 150		B8B0049	08-Feb-18	0.119 L	18-Feb-18 18:35	1
13C2-PFUnA	IS	55.0	50 - 150		B8B0049	08-Feb-18	0.119 L	18-Feb-18 18:35	1
d5-EtFOSAA	IS	55.8	50 - 150		B8B0049	08-Feb-18	0.119 L	18-Feb-18 18:35	1
13C2-PFDoA	IS	76.0	50 - 150		B8B0049	08-Feb-18	0.119 L	18-Feb-18 18:35	1
13C2-PFTeDA	IS	92.3	50 - 150		B8B0049	08-Feb-18	0.119 L	18-Feb-18 18:35	1

DL - Detection Limit

LOD - Limit of Detection  
LOQ - Limit of quantitation

LCL-UCL- Lower control limit - upper control limit  
Results reported to the DL.

When reported, PFHxS, PFOA and PFOS include both linear and branched isomers.  
Only the linear isomer is reported for all other analytes.

**Sample ID: WI-AF-FB-012418**

**Modified EPA Method 537**

Client Data				Laboratory Data			
Name:	CH2M Hill	Matrix:	Aqueous	Lab Sample:	1800267-07	Column:	BEH C18
Project:	NAS WI- AULT FIELD	Date Collected:	24-Jan-18 09:35	Date Received:	07-Feb-18 10:29		

Analyte	Conc. (ng/L)	DL	LOD	LOQ	Qualifiers	Batch	Extracted	Samp Size	Analyzed	Dilution
PFBS	ND	1.87	5.21	8.34		B8B0049	08-Feb-18	0.120 L	18-Feb-18 18:46	1
PFHxA	ND	2.27	5.21	8.34		B8B0049	08-Feb-18	0.120 L	18-Feb-18 18:46	1
PFHpA	ND	0.616	5.21	8.34		B8B0049	08-Feb-18	0.120 L	18-Feb-18 18:46	1
PFHxS	1.09	0.987	5.21	8.34	J	B8B0049	08-Feb-18	0.120 L	18-Feb-18 18:46	1
PFOA	0.725	0.678	5.21	8.34	J	B8B0049	08-Feb-18	0.120 L	18-Feb-18 18:46	1
PFOS	ND	0.841	5.21	8.34		B8B0049	08-Feb-18	0.120 L	18-Feb-18 18:46	1
PFNA	ND	0.844	5.21	8.34		B8B0049	08-Feb-18	0.120 L	18-Feb-18 18:46	1
PFDA	ND	1.55	5.21	8.34		B8B0049	08-Feb-18	0.120 L	18-Feb-18 18:46	1
MeFOSAA	ND	1.72	5.21	8.34		B8B0049	08-Feb-18	0.120 L	18-Feb-18 18:46	1
PFUnA	ND	1.09	5.21	8.34		B8B0049	08-Feb-18	0.120 L	18-Feb-18 18:46	1
EtFOSAA	ND	1.43	5.21	8.34		B8B0049	08-Feb-18	0.120 L	18-Feb-18 18:46	1
PFDoA	ND	0.825	5.21	8.34		B8B0049	08-Feb-18	0.120 L	18-Feb-18 18:46	1
PFTrDA	ND	0.515	5.21	8.34		B8B0049	08-Feb-18	0.120 L	18-Feb-18 18:46	1
PFTeDA	ND	0.787	5.21	8.34		B8B0049	08-Feb-18	0.120 L	18-Feb-18 18:46	1

Labeled Standards	Type	% Recovery	Limits	Qualifiers	Batch	Extracted	Samp Size	Analyzed	Dilution
13C3-PFBS	IS	100	50 - 150		B8B0049	08-Feb-18	0.120 L	18-Feb-18 18:46	1
13C2-PFHxA	IS	97.9	50 - 150		B8B0049	08-Feb-18	0.120 L	18-Feb-18 18:46	1
13C4-PFHpA	IS	90.3	50 - 150		B8B0049	08-Feb-18	0.120 L	18-Feb-18 18:46	1
18O2-PFHxS	IS	103	50 - 150		B8B0049	08-Feb-18	0.120 L	18-Feb-18 18:46	1
13C2-PFOA	IS	76.3	50 - 150		B8B0049	08-Feb-18	0.120 L	18-Feb-18 18:46	1
13C8-PFOS	IS	108	50 - 150		B8B0049	08-Feb-18	0.120 L	18-Feb-18 18:46	1
13C5-PFNA	IS	72.5	50 - 150		B8B0049	08-Feb-18	0.120 L	18-Feb-18 18:46	1
13C2-PFDA	IS	74.8	50 - 150		B8B0049	08-Feb-18	0.120 L	18-Feb-18 18:46	1
d3-MeFOSAA	IS	50.9	50 - 150		B8B0049	08-Feb-18	0.120 L	18-Feb-18 18:46	1
13C2-PFUnA	IS	60.3	50 - 150		B8B0049	08-Feb-18	0.120 L	18-Feb-18 18:46	1
d5-EtFOSAA	IS	48.7	50 - 150	H	B8B0049	08-Feb-18	0.120 L	18-Feb-18 18:46	1
13C2-PFDoA	IS	74.3	50 - 150		B8B0049	08-Feb-18	0.120 L	18-Feb-18 18:46	1
13C2-PFTeDA	IS	117	50 - 150		B8B0049	08-Feb-18	0.120 L	18-Feb-18 18:46	1

DL - Detection Limit

LOD - Limit of Detection  
LOQ - Limit of quantitation

LCL-UCL- Lower control limit - upper control limit  
Results reported to the DL.

When reported, PFHxS, PFOA and PFOS include both linear and branched isomers.  
Only the linear isomer is reported for all other analytes.

**Sample ID: WI-AF-EB08-SO-0118**

**Modified EPA Method 537**

Client Data				Laboratory Data			
Name:	CH2M Hill	Matrix:	Aqueous	Lab Sample:	1800267-08	Column:	BEH C18
Project:	NAS WI- AULT FIELD	Date Collected:	24-Jan-18 09:40	Date Received:	07-Feb-18 10:29		

Analyte	Conc. (ng/L)	DL	LOD	LOQ	Qualifiers	Batch	Extracted	Samp Size	Analyzed	Dilution
PFBS	ND	1.80	5.04	8.06		B8B0049	08-Feb-18	0.124 L	18-Feb-18 18:58	1
PFHxA	ND	2.20	5.04	8.06		B8B0049	08-Feb-18	0.124 L	18-Feb-18 18:58	1
PFHpA	ND	0.595	5.04	8.06		B8B0049	08-Feb-18	0.124 L	18-Feb-18 18:58	1
PFHxS	ND	0.954	5.04	8.06		B8B0049	08-Feb-18	0.124 L	18-Feb-18 18:58	1
PFOA	ND	0.656	5.04	8.06		B8B0049	08-Feb-18	0.124 L	18-Feb-18 18:58	1
PFOS	ND	0.813	5.04	8.06		B8B0049	08-Feb-18	0.124 L	18-Feb-18 18:58	1
PFNA	ND	0.816	5.04	8.06		B8B0049	08-Feb-18	0.124 L	18-Feb-18 18:58	1
PFDA	ND	1.50	5.04	8.06		B8B0049	08-Feb-18	0.124 L	18-Feb-18 18:58	1
MeFOSAA	ND	1.66	5.04	8.06		B8B0049	08-Feb-18	0.124 L	18-Feb-18 18:58	1
PFUnA	ND	1.06	5.04	8.06		B8B0049	08-Feb-18	0.124 L	18-Feb-18 18:58	1
EtFOSAA	ND	1.38	5.04	8.06		B8B0049	08-Feb-18	0.124 L	18-Feb-18 18:58	1
PFDoA	ND	0.798	5.04	8.06		B8B0049	08-Feb-18	0.124 L	18-Feb-18 18:58	1
PFTrDA	ND	0.498	5.04	8.06		B8B0049	08-Feb-18	0.124 L	18-Feb-18 18:58	1
PFTeDA	ND	0.760	5.04	8.06		B8B0049	08-Feb-18	0.124 L	18-Feb-18 18:58	1

Labeled Standards	Type	% Recovery	Limits	Qualifiers	Batch	Extracted	Samp Size	Analyzed	Dilution
13C3-PFBS	IS	88.9	50 - 150		B8B0049	08-Feb-18	0.124 L	18-Feb-18 18:58	1
13C2-PFHxA	IS	86.0	50 - 150		B8B0049	08-Feb-18	0.124 L	18-Feb-18 18:58	1
13C4-PFHpA	IS	85.0	50 - 150		B8B0049	08-Feb-18	0.124 L	18-Feb-18 18:58	1
18O2-PFHxS	IS	89.9	50 - 150		B8B0049	08-Feb-18	0.124 L	18-Feb-18 18:58	1
13C2-PFOA	IS	74.7	50 - 150		B8B0049	08-Feb-18	0.124 L	18-Feb-18 18:58	1
13C8-PFOS	IS	99.9	50 - 150		B8B0049	08-Feb-18	0.124 L	18-Feb-18 18:58	1
13C5-PFNA	IS	80.2	50 - 150		B8B0049	08-Feb-18	0.124 L	18-Feb-18 18:58	1
13C2-PFDA	IS	59.4	50 - 150		B8B0049	08-Feb-18	0.124 L	18-Feb-18 18:58	1
d3-MeFOSAA	IS	55.6	50 - 150		B8B0049	08-Feb-18	0.124 L	18-Feb-18 18:58	1
13C2-PFUnA	IS	63.7	50 - 150		B8B0049	08-Feb-18	0.124 L	18-Feb-18 18:58	1
d5-EtFOSAA	IS	60.7	50 - 150		B8B0049	08-Feb-18	0.124 L	18-Feb-18 18:58	1
13C2-PFDoA	IS	70.1	50 - 150		B8B0049	08-Feb-18	0.124 L	18-Feb-18 18:58	1
13C2-PFTeDA	IS	88.1	50 - 150		B8B0049	08-Feb-18	0.124 L	18-Feb-18 18:58	1

DL - Detection Limit

LOD - Limit of Detection  
LOQ - Limit of quantitation

LCL-UCL- Lower control limit - upper control limit  
Results reported to the DL.

When reported, PFHxS, PFOA and PFOS include both linear and branched isomers.  
Only the linear isomer is reported for all other analytes.

**Sample ID: WI-AF-EB09-SO-0118**

**Modified EPA Method 537**

Client Data				Laboratory Data			
Name:	CH2M Hill	Matrix:	Aqueous	Lab Sample:	1800267-09	Column:	BEH C18
Project:	NAS WI- AULT FIELD	Date Collected:	25-Jan-18 16:00	Date Received:	07-Feb-18 10:29		
Location:	SB610						

Analyte	Conc. (ng/L)	DL	LOD	LOQ	Qualifiers	Batch	Extracted	Samp Size	Analyzed	Dilution
PFBS	ND	1.88	5.25	8.40		B8B0049	08-Feb-18	0.119 L	18-Feb-18 19:09	1
PFHxA	ND	2.29	5.25	8.40		B8B0049	08-Feb-18	0.119 L	18-Feb-18 19:09	1
PFHpA	ND	0.620	5.25	8.40		B8B0049	08-Feb-18	0.119 L	18-Feb-18 19:09	1
PFHxS	1.05	0.994	5.25	8.40	J	B8B0049	08-Feb-18	0.119 L	18-Feb-18 19:09	1
PFOA	ND	0.683	5.25	8.40		B8B0049	08-Feb-18	0.119 L	18-Feb-18 19:09	1
PFOS	ND	0.847	5.25	8.40		B8B0049	08-Feb-18	0.119 L	18-Feb-18 19:09	1
PFNA	ND	0.850	5.25	8.40		B8B0049	08-Feb-18	0.119 L	18-Feb-18 19:09	1
PFDA	ND	1.56	5.25	8.40		B8B0049	08-Feb-18	0.119 L	18-Feb-18 19:09	1
MeFOSAA	ND	1.73	5.25	8.40		B8B0049	08-Feb-18	0.119 L	18-Feb-18 19:09	1
PFUnA	ND	1.10	5.25	8.40		B8B0049	08-Feb-18	0.119 L	18-Feb-18 19:09	1
EtFOSAA	ND	1.44	5.25	8.40		B8B0049	08-Feb-18	0.119 L	18-Feb-18 19:09	1
PFDoA	ND	0.831	5.25	8.40		B8B0049	08-Feb-18	0.119 L	18-Feb-18 19:09	1
PFTrDA	ND	0.519	5.25	8.40		B8B0049	08-Feb-18	0.119 L	18-Feb-18 19:09	1
PFTeDA	ND	0.793	5.25	8.40		B8B0049	08-Feb-18	0.119 L	18-Feb-18 19:09	1

Labeled Standards	Type	% Recovery	Limits	Qualifiers	Batch	Extracted	Samp Size	Analyzed	Dilution
13C3-PFBS	IS	99.5	50 - 150		B8B0049	08-Feb-18	0.119 L	18-Feb-18 19:09	1
13C2-PFHxA	IS	86.3	50 - 150		B8B0049	08-Feb-18	0.119 L	18-Feb-18 19:09	1
13C4-PFHpA	IS	82.5	50 - 150		B8B0049	08-Feb-18	0.119 L	18-Feb-18 19:09	1
18O2-PFHxS	IS	96.9	50 - 150		B8B0049	08-Feb-18	0.119 L	18-Feb-18 19:09	1
13C2-PFOA	IS	76.4	50 - 150		B8B0049	08-Feb-18	0.119 L	18-Feb-18 19:09	1
13C8-PFOS	IS	92.7	50 - 150		B8B0049	08-Feb-18	0.119 L	18-Feb-18 19:09	1
13C5-PFNA	IS	82.8	50 - 150		B8B0049	08-Feb-18	0.119 L	18-Feb-18 19:09	1
13C2-PFDA	IS	78.7	50 - 150		B8B0049	08-Feb-18	0.119 L	18-Feb-18 19:09	1
d3-MeFOSAA	IS	72.7	50 - 150		B8B0049	08-Feb-18	0.119 L	18-Feb-18 19:09	1
13C2-PFUnA	IS	64.0	50 - 150		B8B0049	08-Feb-18	0.119 L	18-Feb-18 19:09	1
d5-EtFOSAA	IS	69.0	50 - 150		B8B0049	08-Feb-18	0.119 L	18-Feb-18 19:09	1
13C2-PFDoA	IS	71.4	50 - 150		B8B0049	08-Feb-18	0.119 L	18-Feb-18 19:09	1
13C2-PFTeDA	IS	98.4	50 - 150		B8B0049	08-Feb-18	0.119 L	18-Feb-18 19:09	1

DL - Detection Limit

LOD - Limit of Detection  
LOQ - Limit of quantitation

LCL-UCL- Lower control limit - upper control limit  
Results reported to the DL.

When reported, PFHxS, PFOA and PFOS include both linear and branched isomers.  
Only the linear isomer is reported for all other analytes.

**Sample ID: WI-AF-FB-012518**

**Modified EPA Method 537**

Client Data				Laboratory Data			
Name:	CH2M Hill	Matrix:	Aqueous	Lab Sample:	1800267-10	Column:	BEH C18
Project:	NAS WI- AULT FIELD	Date Collected:	25-Jan-18 16:05	Date Received:	07-Feb-18 10:29		
Location:	SB610						

Analyte	Conc. (ng/L)	DL	LOD	LOQ	Qualifiers	Batch	Extracted	Samp Size	Analyzed	Dilution
PFBS	ND	1.86	5.21	8.33		B8B0049	08-Feb-18	0.120 L	18-Feb-18 19:21	1
PFHxA	ND	2.27	5.21	8.33		B8B0049	08-Feb-18	0.120 L	18-Feb-18 19:21	1
PFHpA	ND	0.615	5.21	8.33		B8B0049	08-Feb-18	0.120 L	18-Feb-18 19:21	1
PFHxS	ND	0.986	5.21	8.33		B8B0049	08-Feb-18	0.120 L	18-Feb-18 19:21	1
PFOA	0.862	0.678	5.21	8.33	J	B8B0049	08-Feb-18	0.120 L	18-Feb-18 19:21	1
PFOS	ND	0.840	5.21	8.33		B8B0049	08-Feb-18	0.120 L	18-Feb-18 19:21	1
PFNA	ND	0.843	5.21	8.33		B8B0049	08-Feb-18	0.120 L	18-Feb-18 19:21	1
PFDA	ND	1.55	5.21	8.33		B8B0049	08-Feb-18	0.120 L	18-Feb-18 19:21	1
MeFOSAA	ND	1.72	5.21	8.33		B8B0049	08-Feb-18	0.120 L	18-Feb-18 19:21	1
PFUnA	ND	1.09	5.21	8.33		B8B0049	08-Feb-18	0.120 L	18-Feb-18 19:21	1
EtFOSAA	ND	1.43	5.21	8.33		B8B0049	08-Feb-18	0.120 L	18-Feb-18 19:21	1
PFDoA	ND	0.825	5.21	8.33		B8B0049	08-Feb-18	0.120 L	18-Feb-18 19:21	1
PFTrDA	ND	0.514	5.21	8.33		B8B0049	08-Feb-18	0.120 L	18-Feb-18 19:21	1
PFTeDA	ND	0.786	5.21	8.33		B8B0049	08-Feb-18	0.120 L	18-Feb-18 19:21	1

Labeled Standards	Type	% Recovery	Limits	Qualifiers	Batch	Extracted	Samp Size	Analyzed	Dilution
13C3-PFBS	IS	97.6	50 - 150		B8B0049	08-Feb-18	0.120 L	18-Feb-18 19:21	1
13C2-PFHxA	IS	88.5	50 - 150		B8B0049	08-Feb-18	0.120 L	18-Feb-18 19:21	1
13C4-PFHpA	IS	78.3	50 - 150		B8B0049	08-Feb-18	0.120 L	18-Feb-18 19:21	1
18O2-PFHxS	IS	81.9	50 - 150		B8B0049	08-Feb-18	0.120 L	18-Feb-18 19:21	1
13C2-PFOA	IS	76.9	50 - 150		B8B0049	08-Feb-18	0.120 L	18-Feb-18 19:21	1
13C8-PFOS	IS	95.1	50 - 150		B8B0049	08-Feb-18	0.120 L	18-Feb-18 19:21	1
13C5-PFNA	IS	81.9	50 - 150		B8B0049	08-Feb-18	0.120 L	18-Feb-18 19:21	1
13C2-PFDA	IS	72.3	50 - 150		B8B0049	08-Feb-18	0.120 L	18-Feb-18 19:21	1
d3-MeFOSAA	IS	54.1	50 - 150		B8B0049	08-Feb-18	0.120 L	18-Feb-18 19:21	1
13C2-PFUnA	IS	61.0	50 - 150		B8B0049	08-Feb-18	0.120 L	18-Feb-18 19:21	1
d5-EtFOSAA	IS	54.4	50 - 150		B8B0049	08-Feb-18	0.120 L	18-Feb-18 19:21	1
13C2-PFDoA	IS	62.0	50 - 150		B8B0049	08-Feb-18	0.120 L	18-Feb-18 19:21	1
13C2-PFTeDA	IS	85.8	50 - 150		B8B0049	08-Feb-18	0.120 L	18-Feb-18 19:21	1

DL - Detection Limit

LOD - Limit of Detection  
LOQ - Limit of quantitation

LCL-UCL- Lower control limit - upper control limit  
Results reported to the DL.

When reported, PFHxS, PFOA and PFOS include both linear and branched isomers.  
Only the linear isomer is reported for all other analytes.

## **DATA QUALIFIERS & ABBREVIATIONS**

<b>B</b>	<b>This compound was also detected in the method blank.</b>
<b>D</b>	<b>Dilution</b>
<b>E</b>	<b>The associated compound concentration exceeded the calibration range of the instrument.</b>
<b>H</b>	<b>Recovery and/or RPD was outside laboratory acceptance limits.</b>
<b>I</b>	<b>Chemical Interference</b>
<b>J</b>	<b>The amount detected is below the Reporting Limit/LOQ.</b>
<b>M</b>	<b>Estimated Maximum Possible Concentration. (CA Region 2 projects only)</b>
<b>*</b>	<b>See Cover Letter</b>
<b>Conc.</b>	<b>Concentration</b>
<b>NA</b>	<b>Not applicable</b>
<b>ND</b>	<b>Not Detected</b>
<b>TEQ</b>	<b>Toxic Equivalency</b>
<b>U</b>	<b>Not Detected (specific projects only)</b>

**Unless otherwise noted, solid sample results are reported in dry weight. Tissue samples are reported in wet weight.**

## CERTIFICATIONS

<b>Accrediting Authority</b>	<b>Certificate Number</b>
Alaska Department of Environmental Conservation	17-013
Arkansas Department of Environmental Quality	17-015-0
California Department of Health – ELAP	2892
DoD ELAP - A2LA Accredited - ISO/IEC 17025:2005	3091.01
Florida Department of Health	E87777-18
Hawaii Department of Health	N/A
Louisiana Department of Environmental Quality	01977
Maine Department of Health	2016026
Minnesota Department of Health	1322288
New Hampshire Environmental Accreditation Program	207717
New Jersey Department of Environmental Protection	CA003
New York Department of Health	11411
Oregon Laboratory Accreditation Program	4042-008
Pennsylvania Department of Environmental Protection	014
Texas Commission on Environmental Quality	T104704189-17-8
Virginia Department of General Services	9077
Washington Department of Ecology	C584
Wisconsin Department of Natural Resources	998036160

*Current certificates and lists of licensed parameters are located in the Quality Assurance office and are available upon request.*



**EXACT COPY OF THE ORIGINAL**

**INIT** WWS 02/07/18

COOLER #2 COC 1/3



# CHAIN OF CUSTODY

**For Laboratory Use Only**  
 Work Order #: 1800267 Temp: 0.4 °C  
 Storage ID: WR-2 Storage Secured: Yes  No

Project ID: NAS WI - AULT FIELD PO#: \_\_\_\_\_ Sampler: MORGAN BRUNO  
 (name)

TAT Standard:  21 days  
 (check one): Rush (surcharge may apply)  
 14 days  7 days Specify: \_\_\_\_\_  
 State \_\_\_\_\_ Ph# \_\_\_\_\_ Fax# \_\_\_\_\_

Invoice to: Name \_\_\_\_\_ Company \_\_\_\_\_ Address \_\_\_\_\_ City \_\_\_\_\_

Relinquished by (printed name and signature)	Date	Time	Received by (printed name and signature)	Date	Time
<u>MORGAN BRUNO</u>	<u>2/6/18</u>	<u>1200</u>			
<u>Rachel Clemm</u>	<u>2/6/18</u>	<u>1300</u>	<u>B. Benedict</u>	<u>02/07/18</u>	<u>1056</u>

SHIP TO: Vista Analytical Laboratory  
 1104 Windfield Way  
 El Dorado Hills, CA 95762  
 (916) 673-1520 \* Fax (916) 673-0106  
 Method of Shipment: FEDEX  
 Tracking No.: \_\_\_\_\_

Add Analysis(es) Requested		Mod. EPA Method 537	EPA Method 537(DW only)								
Container(s)											
Quantity	Type	Matrix	PFOM/PFOS	UCMR3 PFAS List 6	537 List 14	Full List of 26	Other: Please List Below	PFOM/PFOS	UCMR3 PFAS List 6	PFAS List 14	Comments
1	PS	SO			X					X	
1	PS	SO			X					X	
1	PS	SO			X					X	
2	P	AQ			X						
2	P	AQ			X						
1	PS	SO			X					X	
1	PS	SO			X					X	
2	P	AQ			X						
2	P	AQ			X						

Sample ID	Date	Time	Location/Sample Description	Quantity	Type	Matrix	PFOM/PFOS	UCMR3 PFAS List 6	537 List 14	Full List of 26	Other: Please List Below	PFOM/PFOS	UCMR3 PFAS List 6	PFAS List 14	Comments	
WI-AF-SB606-0001-0118	1/20/18	1440	SB606	1	PS	SO			X						X	
WI-AF-SB606-0405-0118	1/20/18	1445	SB606	1	PS	SO			X						X	
WI-AF-SB606-065075-0118	1/20/18	1450	SB606	1	PS	SO			X						X	
WI-AF-EB05-50-0118	1/20/18	1455	SB606	2	P	AQ			X							
WI-AF-FB-012018	1/20/18	1515	SB606	2	P	AQ			X							
WI-AF-SB605-0001-0118	1/20/18	0945	SB605	1	PS	SO			X						X	
WI-AF-SB605-0202.5-0118	1/20/18	0950	SB605	1	PS	SO			X						X	
WI-AF-SB605-03504.5-0118	1/20/18	1000	SB605	1	PS	SO			X						X	
WI-AF-EB06-50-0118	1/20/18	1005	SB605	2	P	AQ			X							
WI-AF-FB-012218	1/20/18	1010	SB605	2	P	AQ			X							

Special Instructions/Comments: \_\_\_\_\_  
 \_\_\_\_\_  
 \_\_\_\_\_  
 \_\_\_\_\_

**SEND DOCUMENTATION AND RESULTS TO:**

Name: TIFFANY HILL  
 Company: CH2M  
 Address: 1100 NE CIRCLE BLVD STE 300  
 City: CORNALLIS State: OR Zip: 97330  
 Phone: 541-768-3109 Fax: \_\_\_\_\_  
 Email: TIFFANY.HILL@CH2M.COM

Container Types: P= HDPE, PJ= HDPE Jar  
 Bottle Preservation Type: T = Thiosulfate, TZ = Trizma:  
 Matrix Types: AQ = Aqueous, DW = Drinking Water, EF = Effluent, PP = Pulp/Paper, SD = Sediment, SL = Sludge, SO = Soil, WW = Wastewater, B = Blood/Serum, O = Other:



**EXACT COPY OF THE ORIGINAL**

cooler #2 coc 2/3

INIT WWS 02/07/18



# CHAIN OF CUSTODY

**For Laboratory Use Only**

Work Order #: 1800267 Temp: 0.4 °C  
Storage ID: WR-2 Storage Secured: Yes  No

Project ID: NAB WI - AULT FIELD PO#: \_\_\_\_\_ Sampler: MORGAN BRUNO  
(name)

TAT Standard:  21 days  
(check one): Rush (surcharge may apply)  
 14 days  7 days Specify: \_\_\_\_\_  
City State Ph# Fax#

Invoice to: Name Company Address City State Ph# Fax#

Relinquished by (printed name and signature)	Date	Time	Received by (printed name and signature)	Date	Time
<u>MORGAN BRUNO</u>	<u>2/6/18</u>	<u>1200</u>			
<u>Rachel Cienna</u>	<u>2/6/18</u>	<u>1300</u>	<u>B. Benedict</u>	<u>02/07/18</u>	<u>1056</u>

SHIP TO: Vista Analytical Laboratory  
1104 Windfield Way  
El Dorado Hills, CA 95762  
(916) 673-1520 \* Fax (916) 673-0106

Method of Shipment: FEDEX

Tracking No.: \_\_\_\_\_

Add Analysis(es) Requested

Container(s)

Mod. EPA Method 537

EPA Method 537(DW only)

1800266

Sample ID	Date	Time	Location/Sample Description	Quantity	Type	Matrix	PFOA/PFOS	UCMR3 PFAS List 6	537 List 14	Full List of 26	Other: Please List Below	PFOA/PFOS	UCMR3 PFAS List 6	PFAS List 14	Comments
<u>WI-AF-P58-012310</u>	<u>1/23/18</u>	<u>1525</u>		<u>2</u>	<u>P</u>	<u>AW</u>									<u>Not received. BAB 02/07/18</u>
<u>WI-AF-EB07-50-0118</u>	<u>1/23/18</u>	<u>1600</u>		<u>2</u>	<u>P</u>	<u>AW</u>									
<u>WI-AF-SB608-0102-0118</u>	<u>1/23/18</u>	<u>1540</u>		<u>1</u>	<u>PJ</u>	<u>SO</u>									
<u>WI-AF-SB608-0203-5-0118</u>	<u>1/23/18</u>	<u>1545</u>		<u>1</u>	<u>PJ</u>	<u>SO</u>									
<u>WI-AF-SB608-0250-5-0118</u>	<u>1/23/18</u>	<u>1555</u>		<u>1</u>	<u>PJ</u>	<u>SO</u>									
<u>WI-AF-SB608-3940-0118</u>	<u>1/24/18</u>	<u>0910</u>		<u>1</u>	<u>PJ</u>	<u>SO</u>									
<u>WI-AF-SB608-3940-0118MS</u>	<u>1/24/18</u>	<u>0910</u>		<u>1</u>	<u>PJ</u>	<u>SO</u>									
<u>WI-AF-SB608-3940-0118SD</u>	<u>1/24/18</u>	<u>0910</u>		<u>1</u>	<u>PJ</u>	<u>SO</u>									
<u>WI-AF-PB-012416</u>	<u>1/24/18</u>	<u>0935</u>		<u>2</u>	<u>P</u>	<u>AW</u>									
<u>WI-AF-EB08-50-0118</u>	<u>1/24/18</u>	<u>0940</u>		<u>2</u>	<u>P</u>	<u>AW</u>									

Special Instructions/Comments: \_\_\_\_\_

**SEND DOCUMENTATION AND RESULTS TO:**

Name: TIFFANY HILL  
Company: CH2M  
Address: 1100 NE CIRCLE BLVD STE 300  
City: CORVALLIS State: OR Zip: 97330  
Phone: 541-768-3109 Fax: \_\_\_\_\_  
Email: TIFFANY.HILL@CH2M.COM

Container Types: P= HDPE, PJ= HDPE Jar  
O = Other: \_\_\_\_\_

Bottle Preservation Type: T = Thiosulfate,  
TZ = Trizma: \_\_\_\_\_

Matrix Types: AQ = Aqueous, DW = Drinking Water, EF = Effluent, PP = Pulp/Paper, SD = Sediment,  
SL = Sludge, SO = Soil, WW = Wastewater, B = Blood/Serum, O = Other: \_\_\_\_\_

**EXACT COPY OF THE ORIGINAL**

cooler #2 coc 3/3

INIT WWS 02/07/18



# CHAIN OF CUSTODY

**For Laboratory Use Only**

Work Order #: 1800267 Temp: 0.4 °C  
Storage ID: WR-2 Storage Secured: Yes  No

TAT Standard:  21 days  
(check one): Rush (surcharge may apply)  
 14 days  7 days Specify: \_\_\_\_\_

Project ID: NAS W1 - AULT FIELD PO#: \_\_\_\_\_ Sampler: MORGAN BRUNO  
(name)

Invoice to: Name \_\_\_\_\_ Company \_\_\_\_\_ Address \_\_\_\_\_ City \_\_\_\_\_ State \_\_\_\_\_ Ph# \_\_\_\_\_ Fax# \_\_\_\_\_

Relinquished by (printed name and signature)	Date	Time	Received by (printed name and signature)	Date	Time
<u>MORGAN BRUNO</u>	<u>2/10/18</u>	<u>1200</u>			
<u>Rachel Glenn</u>	<u>2/6/18</u>	<u>1300</u>	<u>B. Benedict</u>	<u>02/07/18</u>	<u>1057</u>

SHIP TO: Vista Analytical Laboratory  
1104 Windfield Way  
El Dorado Hills, CA 95762  
(916) 673-1520 \* Fax (916) 673-0106

Method of Shipment: \_\_\_\_\_

Add Analysis(es) Requested

ATTN: \_\_\_\_\_

Tracking No.: \_\_\_\_\_

Container(s)

Quantity Type Matrix  
PFOA/PFOS  
UCMR3 PFAS List 8  
537 List: 14  
Full List of 28  
Other: Please List Below

Mod. EPA Method 537

EPA Method 537(DW only)  
1800266

Sample ID	Date	Time	Location/Sample Description	Quantity	Type	Matrix	PFOA/PFOS	UCMR3 PFAS List 8	537 List: 14	Full List of 28	Other: Please List Below	PFOA/PFOS	UCMR3 PFAS List 8	PFAS List: 14	Comments
<u>W1-AF-SB609-0501.5-0118</u>	<u>1/24/18</u>	<u>1345</u>	<u>SB609</u>	<u>1</u>	<u>PS</u>	<u>SO</u>			<u>X</u>					<u>X</u>	
<u>W1-AF-SB609-0607-0118</u>	<u>1/24/18</u>	<u>1350</u>	<u>SB609</u>	<u>1</u>	<u>PS</u>	<u>SO</u>			<u>X</u>					<u>X</u>	
<u>W1-AF-SB609-0607-0118</u>	<u>1/24/18</u>	<u>1355</u>	<u>SB609</u>	<u>1</u>	<u>PJ</u>	<u>SO</u>			<u>X</u>					<u>X</u>	
<u>W1-AF-SB609-0708-0118</u>	<u>1/24/18</u>	<u>1405</u>	<u>SB609</u>	<u>1</u>	<u>PS</u>	<u>SO</u>			<u>X</u>					<u>X</u>	
<u>W1-AF-SB609-3940-0118</u>	<u>1/24/18</u>	<u>1515</u>	<u>SB609</u>	<u>1</u>	<u>PJ</u>	<u>SO</u>			<u>X</u>					<u>X</u>	
<u>W1-AF-SB610-0001.5-0118</u>	<u>1/25/18</u>	<u>1530</u>	<u>SB610</u>	<u>1</u>	<u>PS</u>	<u>SO</u>			<u>X</u>					<u>X</u>	
<u>W1-AF-SB610-07500-0118</u>	<u>1/25/18</u>	<u>1555</u>	<u>SB610</u>	<u>1</u>	<u>PS</u>	<u>SO</u>			<u>X</u>					<u>X</u>	
<u>W1-AF-EB09-SO-0118</u>	<u>1/25/18</u>	<u>1600</u>	<u>SB610</u>	<u>2</u>	<u>P</u>	<u>SO</u>			<u>X</u>						
<u>W1-AF-FB-012518</u>	<u>1/25/18</u>	<u>1605</u>	<u>SB610</u>	<u>2</u>	<u>P</u>	<u>SO</u>			<u>X</u>						

Special Instructions/Comments: \_\_\_\_\_  
\_\_\_\_\_  
\_\_\_\_\_  
\_\_\_\_\_

SEND DOCUMENTATION AND RESULTS TO:

Name: TIFFANY HILL  
Company: CH2M  
Address: 1100 NE CIRCLE BLVD STE 300  
City: CORVALLIS State: OR Zip: 97330  
Phone: 541-768-3109 Fax: \_\_\_\_\_  
Email: TIFFANY.HILL@CH2M.COM

Container Types: P= HDPE, PJ= HDPE Jar  
O = Other: \_\_\_\_\_

Bottle Preservation Type: T = Thiosulfate,  
TZ = Trizma: \_\_\_\_\_

Matrix Types: AQ = Aqueous, DW = Drinking Water, EF = Effluent, PP = Pulp/Paper, SD = Sediment,  
SL = Sludge, SO = Soil, WW = Wastewater, B = Blood/Serum, O = Other: \_\_\_\_\_



# Chain of Custody Anomaly/Sample Acceptance Form



Client: CH2M Hill  
 Contact: Tiffany Hill  
 Email: tiffany.hill@ch2m.com  
 Phone: (541) 768-3109

Workorder Number: 1800267  
 Date Received: 07-Feb-18 10:29  
 Documented by/date: B.Benedict 02/07/18

Please review the following information and complete the Client Authorization section. To comply with NELAC regulations, we must receive authorization before proceeding with sample analysis.

Thank you,

Martha Maier  
 mmaier@vista-analytical.com  
 916-673-1520

**The following information or item is needed to proceed with analysis:**

- |  |   |   |
|--|---|---|
| <input type="checkbox"/> Complete Chain-of-Custody   | <input type="checkbox"/> Preservative                       | <input type="checkbox"/> Collector's Name |
| <input type="checkbox"/> Test Method Requested   | <input type="checkbox"/> Sample Identification              | <input type="checkbox"/> Sample Type      |
| <input type="checkbox"/> Analyte List Requested  | <input type="checkbox"/> Sample Collection Date and/or Time | <input type="checkbox"/> Sample Location  |
| <input checked="" type="checkbox"/> Other: Sample "WI-AF-FB-012318" listed on COC; not received. |   |   |

**The following anomalies were noted. Authorization is needed to proceed with analysis.**

- |   |   |     |           |
|---|---|-----|-----------|
| <input type="checkbox"/> Temperature outside < 6°C Range                            | Samples Affected: _____                             |     |           |
| Temperature _____ °C  | Ice Present?  | Yes | No Melted |
| <input type="checkbox"/> Sample ID Discrepancy                                      | <input type="checkbox"/> Insufficient Sample Size   |     |           |
| <input checked="" type="checkbox"/> Sample Holding Time Missed: <b>See Comments</b> | <input type="checkbox"/> Sample Container(s) Broken |     |           |
| <input type="checkbox"/> Custody Seals Broken                                       | <input type="checkbox"/> Incorrect Container Type   |     |           |

**Comments:** Samples collected before 01-24-18; Hold Times Missed

**Client Authorization**

Proceed with Analysis:  YES  NO      Signature and Date Lauren A. Beakney. 2-7-18

Client Comments/Instructions per Tiffany, proceed with analysis for samples out of hold time.

February 21, 2018

**Vista Work Order No. 1800267**

Ms. Tiffany Hill  
CH2M Hill  
1100 NE Circle Blvd. Suite 300  
Corvallis, OR 97330

Dear Ms. Hill,

Enclosed are the results for the sample set received at Vista Analytical Laboratory on February 07, 2018. This sample set was analyzed on a rush turn-around time, under your Project Name 'NAS WI- AULT FIELD'.

Vista Analytical Laboratory is committed to serving you effectively. If you require additional information, please contact me at 916-673-1520 or by email at [mmaier@vista-analytical.com](mailto:mmaier@vista-analytical.com).

Thank you for choosing Vista as part of your analytical support team.

Sincerely,

Martha Maier  
Laboratory Director



*Vista Analytical Laboratory certifies that the report herein meets all the requirements set forth by NELAP for those applicable test methods. Results relate only to the samples as received by the laboratory. This report should not be reproduced except in full without the written approval of Vista.*

## Vista Work Order No. 1800267

### Case Narrative

#### Sample Condition on Receipt:

Seventeen soil samples and ten aqueous samples were received in good condition and within the method temperature requirements. The samples were received and stored securely in accordance with Vista standard operating procedures and EPA methodology. The soil samples were assigned to Vista Work Order #1800266. Eight of the samples were received out of hold time; authorization was received to proceed with the analyses. Sample "WI-AF-FB-012318" was listed on the CoC but not received.

#### Analytical Notes:

##### Modified EPA Method 537

The samples were extracted and analyzed for a selected list of PFAS using Modified EPA Method 537.

##### Holding Times

Eight samples were received outside of the hold time. The remaining samples were extracted and analyzed within the method hold times.

##### Quality Control

The Initial Calibration and Continuing Calibration Verifications met the method acceptance criteria.

A Method Blank and Ongoing Precision and Recovery (OPR) sample were extracted and analyzed with the preparation batch. No analytes were detected in the Method Blank above 1/2 the LOQ. The recovery of MeFOSAA was > 130% in the OPR. This analyte was not detected in the samples. The recoveries of all other analytes were within the method acceptance criteria.

The extract of sample "WI-AF-FB-012018" was re-injected because one or more Injection Internal Standard Analyte response areas were outside of criteria. The results were similar in the second injection. The results from the original injection have been reported.

The labeled standard recoveries outside the acceptance criteria are listed in the table below.

#### QC Anomalies

LabNumber	SampleName	Analysis	Analyte	Flag	%Rec
1800267-07	WI-AF-FB-012418	Modified EPA Method 537	d5-EtFOSAA	H	48.7

H = Recovery was outside laboratory acceptance criteria.

## TABLE OF CONTENTS

Case Narrative.....	1
Table of Contents.....	3
Sample Inventory.....	4
Analytical Results.....	5
Qualifiers.....	17
Certifications.....	18
Sample Receipt.....	19
Extraction Information.....	23
Sample Data - Modified EPA Method 537.....	28
IIS Areas, IBs and CCVs.....	117
ICAL with ICV and IB.....	258

# Sample Inventory Report

Vista Sample ID	Client Sample ID	Sampled	Received	Components/Containers
1800267-01	WI-AF-EB05-SO-0118	20-Jan-18 14:55	07-Feb-18 10:29	HDPE Bottle, 125 mL HDPE Bottle, 125 mL
1800267-02	WI-AF-FB-012018	20-Jan-18 15:15	07-Feb-18 10:29	HDPE Bottle, 125 mL HDPE Bottle, 125 mL
1800267-03	WI-AF-EB06-SO-0118	22-Jan-18 10:05	07-Feb-18 10:29	HDPE Bottle, 125 mL HDPE Bottle, 125 mL
1800267-04	WI-AF-FB-012218	22-Jan-18 10:10	07-Feb-18 10:29	HDPE Bottle, 125 mL HDPE Bottle, 125 mL
1800267-05	WI-AF-FB-012318	23-Jan-18 15:25	07-Feb-18 10:29	HDPE Bottle, 125 mL HDPE Bottle, 125 mL
1800267-06	WI-AF-EB07-SO-0118	23-Jan-18 16:00	07-Feb-18 10:29	HDPE Bottle, 125 mL HDPE Bottle, 125 mL
1800267-07	WI-AF-FB-012418	24-Jan-18 09:35	07-Feb-18 10:29	HDPE Bottle, 125 mL HDPE Bottle, 125 mL
1800267-08	WI-AF-EB08-SO-0118	24-Jan-18 09:40	07-Feb-18 10:29	HDPE Bottle, 125 mL HDPE Bottle, 125 mL
1800267-09	WI-AF-EB09-SO-0118	25-Jan-18 16:00	07-Feb-18 10:29	HDPE Bottle, 125 mL HDPE Bottle, 125 mL
1800267-10	WI-AF-FB-012518	25-Jan-18 16:05	07-Feb-18 10:29	HDPE Bottle, 125 mL HDPE Bottle, 125 mL

## **ANALYTICAL RESULTS**



**Sample ID: Method Blank**
**Modified EPA Method 537**

Client Data				Laboratory Data			
Name:	CH2M Hill	Matrix:	Aqueous	Lab Sample:	B8B0049-BLK1	Column:	BEH C18
Project:	NAS WI- AULT FIELD						

Analyte	Conc. (ng/L)	DL	LOD	LOQ	Qualifiers	Batch	Extracted	Samp Size	Analyzed	Dilution
PFBS	ND	0.895	2.50	4.00		B8B0049	08-Feb-18	0.250 L	16-Feb-18 05:57	1
PFHxA	ND	1.09	2.50	4.00		B8B0049	08-Feb-18	0.250 L	16-Feb-18 05:57	1
PFHpA	ND	0.296	2.50	4.00		B8B0049	08-Feb-18	0.250 L	16-Feb-18 05:57	1
PFHxS	ND	0.474	2.50	4.00		B8B0049	08-Feb-18	0.250 L	16-Feb-18 05:57	1
PFOA	ND	0.326	2.50	4.00		B8B0049	08-Feb-18	0.250 L	16-Feb-18 05:57	1
PFOS	ND	0.404	2.50	4.00		B8B0049	08-Feb-18	0.250 L	16-Feb-18 05:57	1
PFNA	ND	0.405	2.50	4.00		B8B0049	08-Feb-18	0.250 L	16-Feb-18 05:57	1
PFDA	ND	0.745	2.50	4.00		B8B0049	08-Feb-18	0.250 L	16-Feb-18 05:57	1
MeFOSAA	ND	0.825	2.50	4.00		B8B0049	08-Feb-18	0.250 L	16-Feb-18 05:57	1
PFUnA	ND	0.525	2.50	4.00		B8B0049	08-Feb-18	0.250 L	16-Feb-18 05:57	1
EtFOSAA	ND	0.685	2.50	4.00		B8B0049	08-Feb-18	0.250 L	16-Feb-18 05:57	1
PFDoA	ND	0.396	2.50	4.00		B8B0049	08-Feb-18	0.250 L	16-Feb-18 05:57	1
PFTrDA	ND	0.247	2.50	4.00		B8B0049	08-Feb-18	0.250 L	16-Feb-18 05:57	1
PFTeDA	ND	0.378	2.50	4.00		B8B0049	08-Feb-18	0.250 L	16-Feb-18 05:57	1

Labeled Standards	Type	% Recovery	Limits	Qualifiers	Batch	Extracted	Samp Size	Analyzed	Dilution
13C3-PFBS	IS	94.7	50 - 150		B8B0049	08-Feb-18	0.250 L	16-Feb-18 05:57	1
13C2-PFHxA	IS	99.2	50 - 150		B8B0049	08-Feb-18	0.250 L	16-Feb-18 05:57	1
13C4-PFHpA	IS	104	50 - 150		B8B0049	08-Feb-18	0.250 L	16-Feb-18 05:57	1
18O2-PFHxS	IS	85.7	50 - 150		B8B0049	08-Feb-18	0.250 L	16-Feb-18 05:57	1
13C2-PFOA	IS	108	50 - 150		B8B0049	08-Feb-18	0.250 L	16-Feb-18 05:57	1
13C8-PFOS	IS	90.9	50 - 150		B8B0049	08-Feb-18	0.250 L	16-Feb-18 05:57	1
13C5-PFNA	IS	86.9	50 - 150		B8B0049	08-Feb-18	0.250 L	16-Feb-18 05:57	1
13C2-PFDA	IS	102	50 - 150		B8B0049	08-Feb-18	0.250 L	16-Feb-18 05:57	1
d3-MeFOSAA	IS	87.9	50 - 150		B8B0049	08-Feb-18	0.250 L	16-Feb-18 05:57	1
13C2-PFUnA	IS	90.5	50 - 150		B8B0049	08-Feb-18	0.250 L	16-Feb-18 05:57	1
d5-EtFOSAA	IS	87.4	50 - 150		B8B0049	08-Feb-18	0.250 L	16-Feb-18 05:57	1
13C2-PFDoA	IS	86.6	50 - 150		B8B0049	08-Feb-18	0.250 L	16-Feb-18 05:57	1
13C2-PFTeDA	IS	118	50 - 150		B8B0049	08-Feb-18	0.250 L	16-Feb-18 05:57	1

DL - Detection Limit

 LOD - Limit of Detection  
 LOQ - Limit of quantitation

 LCL-UCL- Lower control limit - upper control limit  
 Results reported to the DL.

 When reported, PFHxS, PFOA and PFOS include both linear and branched isomers.  
 Only the linear isomer is reported for all other analytes.

**Sample ID: OPR**

**Modified EPA Method 537**

Client Data				Laboratory Data			
Name:	CH2M Hill	Matrix:	Aqueous	Lab Sample:	B8B0049-BS1	Column:	BEH C18
Project:	NAS WI- AULT FIELD						

Analyte	Amt Found (ng/L)	Spike Amt	% Rec	Limits	Qualifiers	Batch	Extracted	Samp Size	Analyzed	Dilution
PFBS	43.7	40.0	109	70-130		B8B0049	08-Feb-18	0.250 L	16-Feb-18 05:46	1
PFHxA	43.4	40.0	109	70-130		B8B0049	08-Feb-18	0.250 L	16-Feb-18 05:46	1
PFHpA	45.7	40.0	114	70-130		B8B0049	08-Feb-18	0.250 L	16-Feb-18 05:46	1
PFHxS	46.2	40.0	115	70-130		B8B0049	08-Feb-18	0.250 L	16-Feb-18 05:46	1
PFOA	43.3	40.0	108	70-130		B8B0049	08-Feb-18	0.250 L	16-Feb-18 05:46	1
PFOS	42.5	40.0	106	70-130		B8B0049	08-Feb-18	0.250 L	16-Feb-18 05:46	1
PFNA	47.9	40.0	120	70-130		B8B0049	08-Feb-18	0.250 L	16-Feb-18 05:46	1
PFDA	46.4	40.0	116	70-130		B8B0049	08-Feb-18	0.250 L	16-Feb-18 05:46	1
MeFOSAA	52.3	40.0	131	70-130	H	B8B0049	08-Feb-18	0.250 L	16-Feb-18 05:46	1
PFUnA	43.0	40.0	108	70-130		B8B0049	08-Feb-18	0.250 L	16-Feb-18 05:46	1
EtFOSAA	47.8	40.0	120	70-130		B8B0049	08-Feb-18	0.250 L	16-Feb-18 05:46	1
PFDoA	42.2	40.0	106	70-130		B8B0049	08-Feb-18	0.250 L	16-Feb-18 05:46	1
PFTTrDA	41.4	40.0	103	60-130		B8B0049	08-Feb-18	0.250 L	16-Feb-18 05:46	1
PFTeDA	37.0	40.0	92.4	70-130		B8B0049	08-Feb-18	0.250 L	16-Feb-18 05:46	1

Labeled Standards	Type	% Rec	Limits	Qualifiers	Batch	Extracted	Samp Size	Analyzed	Dilution
13C3-PFBS	IS	101	50- 150		B8B0049	08-Feb-18	0.250 L	16-Feb-18 05:46	1
13C2-PFHxA	IS	98.7	50- 150		B8B0049	08-Feb-18	0.250 L	16-Feb-18 05:46	1
13C4-PFHpA	IS	91.5	50- 150		B8B0049	08-Feb-18	0.250 L	16-Feb-18 05:46	1
18O2-PFHxS	IS	92.9	50- 150		B8B0049	08-Feb-18	0.250 L	16-Feb-18 05:46	1
13C2-PFOA	IS	105	50- 150		B8B0049	08-Feb-18	0.250 L	16-Feb-18 05:46	1
13C8-PFOS	IS	87.1	50- 150		B8B0049	08-Feb-18	0.250 L	16-Feb-18 05:46	1
13C5-PFNA	IS	95.8	50- 150		B8B0049	08-Feb-18	0.250 L	16-Feb-18 05:46	1
13C2-PFDA	IS	92.5	50- 150		B8B0049	08-Feb-18	0.250 L	16-Feb-18 05:46	1
d3-MeFOSAA	IS	75.7	50- 150		B8B0049	08-Feb-18	0.250 L	16-Feb-18 05:46	1
13C2-PFUnA	IS	103	50- 150		B8B0049	08-Feb-18	0.250 L	16-Feb-18 05:46	1
d5-EtFOSAA	IS	77.1	50- 150		B8B0049	08-Feb-18	0.250 L	16-Feb-18 05:46	1
13C2-PFDoA	IS	81.9	50- 150		B8B0049	08-Feb-18	0.250 L	16-Feb-18 05:46	1
13C2-PFTeDA	IS	116	50- 150		B8B0049	08-Feb-18	0.250 L	16-Feb-18 05:46	1

**Sample ID: WI-AF-EB05-SO-0118**

**Modified EPA Method 537**

Client Data				Laboratory Data			
Name:	CH2M Hill	Matrix:	Aqueous	Lab Sample:	1800267-01	Column:	BEH C18
Project:	NAS WI- AULT FIELD	Date Collected:	20-Jan-18 14:55	Date Received:	07-Feb-18 10:29		
Location:	SB606						

Analyte	Conc. (ng/L)	DL	LOD	LOQ	Qualifiers	Batch	Extracted	Samp Size	Analyzed	Dilution
PFBS	ND	2.00	5.58	8.95		B8B0049	08-Feb-18	0.112 L	18-Feb-18 17:49	1
PFHxA	ND	2.44	5.58	8.95		B8B0049	08-Feb-18	0.112 L	18-Feb-18 17:49	1
PFHpA	ND	0.661	5.58	8.95		B8B0049	08-Feb-18	0.112 L	18-Feb-18 17:49	1
PFHxS	ND	1.06	5.58	8.95		B8B0049	08-Feb-18	0.112 L	18-Feb-18 17:49	1
PFOA	ND	0.728	5.58	8.95		B8B0049	08-Feb-18	0.112 L	18-Feb-18 17:49	1
PFOS	ND	0.903	5.58	8.95		B8B0049	08-Feb-18	0.112 L	18-Feb-18 17:49	1
PFNA	ND	0.906	5.58	8.95		B8B0049	08-Feb-18	0.112 L	18-Feb-18 17:49	1
PFDA	ND	1.67	5.58	8.95		B8B0049	08-Feb-18	0.112 L	18-Feb-18 17:49	1
MeFOSAA	ND	1.85	5.58	8.95		B8B0049	08-Feb-18	0.112 L	18-Feb-18 17:49	1
PFUnA	ND	1.17	5.58	8.95		B8B0049	08-Feb-18	0.112 L	18-Feb-18 17:49	1
EtFOSAA	ND	1.53	5.58	8.95		B8B0049	08-Feb-18	0.112 L	18-Feb-18 17:49	1
PFDoA	ND	0.886	5.58	8.95		B8B0049	08-Feb-18	0.112 L	18-Feb-18 17:49	1
PFTrDA	ND	0.552	5.58	8.95		B8B0049	08-Feb-18	0.112 L	18-Feb-18 17:49	1
PFTeDA	ND	0.844	5.58	8.95		B8B0049	08-Feb-18	0.112 L	18-Feb-18 17:49	1

Labeled Standards	Type	% Recovery	Limits	Qualifiers	Batch	Extracted	Samp Size	Analyzed	Dilution
13C3-PFBS	IS	102	50 - 150		B8B0049	08-Feb-18	0.112 L	18-Feb-18 17:49	1
13C2-PFHxA	IS	85.5	50 - 150		B8B0049	08-Feb-18	0.112 L	18-Feb-18 17:49	1
13C4-PFHpA	IS	84.7	50 - 150		B8B0049	08-Feb-18	0.112 L	18-Feb-18 17:49	1
18O2-PFHxS	IS	85.8	50 - 150		B8B0049	08-Feb-18	0.112 L	18-Feb-18 17:49	1
13C2-PFOA	IS	85.6	50 - 150		B8B0049	08-Feb-18	0.112 L	18-Feb-18 17:49	1
13C8-PFOS	IS	85.6	50 - 150		B8B0049	08-Feb-18	0.112 L	18-Feb-18 17:49	1
13C5-PFNA	IS	90.9	50 - 150		B8B0049	08-Feb-18	0.112 L	18-Feb-18 17:49	1
13C2-PFDA	IS	63.2	50 - 150		B8B0049	08-Feb-18	0.112 L	18-Feb-18 17:49	1
d3-MeFOSAA	IS	53.1	50 - 150		B8B0049	08-Feb-18	0.112 L	18-Feb-18 17:49	1
13C2-PFUnA	IS	62.8	50 - 150		B8B0049	08-Feb-18	0.112 L	18-Feb-18 17:49	1
d5-EtFOSAA	IS	60.5	50 - 150		B8B0049	08-Feb-18	0.112 L	18-Feb-18 17:49	1
13C2-PFDoA	IS	62.6	50 - 150		B8B0049	08-Feb-18	0.112 L	18-Feb-18 17:49	1
13C2-PFTeDA	IS	99.0	50 - 150		B8B0049	08-Feb-18	0.112 L	18-Feb-18 17:49	1

DL - Detection Limit

LOD - Limit of Detection  
LOQ - Limit of quantitation

LCL-UCL- Lower control limit - upper control limit  
Results reported to the DL.

When reported, PFHxS, PFOA and PFOS include both linear and branched isomers.  
Only the linear isomer is reported for all other analytes.

**Sample ID: WI-AF-FB-012018**

**Modified EPA Method 537**

Client Data				Laboratory Data			
Name:	CH2M Hill	Matrix:	Aqueous	Lab Sample:	1800267-02	Column:	BEH C18
Project:	NAS WI- AULT FIELD	Date Collected:	20-Jan-18 15:15	Date Received:	07-Feb-18 10:29		
Location:	SB606						

Analyte	Conc. (ng/L)	DL	LOD	LOQ	Qualifiers	Batch	Extracted	Samp Size	Analyzed	Dilution
PFBS	ND	1.92	5.34	8.57		B8B0049	08-Feb-18	0.117 L	18-Feb-18 18:01	1
PFHxA	ND	2.34	5.34	8.57		B8B0049	08-Feb-18	0.117 L	18-Feb-18 18:01	1
PFHpA	ND	0.633	5.34	8.57		B8B0049	08-Feb-18	0.117 L	18-Feb-18 18:01	1
PFHxS	1.12	1.01	5.34	8.57	J	B8B0049	08-Feb-18	0.117 L	18-Feb-18 18:01	1
PFOA	ND	0.697	5.34	8.57		B8B0049	08-Feb-18	0.117 L	18-Feb-18 18:01	1
PFOS	ND	0.864	5.34	8.57		B8B0049	08-Feb-18	0.117 L	18-Feb-18 18:01	1
PFNA	ND	0.868	5.34	8.57		B8B0049	08-Feb-18	0.117 L	18-Feb-18 18:01	1
PFDA	ND	1.60	5.34	8.57		B8B0049	08-Feb-18	0.117 L	18-Feb-18 18:01	1
MeFOSAA	ND	1.77	5.34	8.57		B8B0049	08-Feb-18	0.117 L	18-Feb-18 18:01	1
PFOxA	ND	1.12	5.34	8.57		B8B0049	08-Feb-18	0.117 L	18-Feb-18 18:01	1
EtFOSAA	ND	1.47	5.34	8.57		B8B0049	08-Feb-18	0.117 L	18-Feb-18 18:01	1
PFOxA	ND	0.848	5.34	8.57		B8B0049	08-Feb-18	0.117 L	18-Feb-18 18:01	1
PFTeDA	ND	0.529	5.34	8.57		B8B0049	08-Feb-18	0.117 L	18-Feb-18 18:01	1
PFTeDA	ND	0.809	5.34	8.57		B8B0049	08-Feb-18	0.117 L	18-Feb-18 18:01	1

Labeled Standards	Type	% Recovery	Limits	Qualifiers	Batch	Extracted	Samp Size	Analyzed	Dilution
13C3-PFBS	IS	104	50 - 150		B8B0049	08-Feb-18	0.117 L	18-Feb-18 18:01	1
13C2-PFHxA	IS	85.8	50 - 150		B8B0049	08-Feb-18	0.117 L	18-Feb-18 18:01	1
13C4-PFHpA	IS	91.6	50 - 150		B8B0049	08-Feb-18	0.117 L	18-Feb-18 18:01	1
18O2-PFHxS	IS	90.7	50 - 150		B8B0049	08-Feb-18	0.117 L	18-Feb-18 18:01	1
13C2-PFOA	IS	87.2	50 - 150		B8B0049	08-Feb-18	0.117 L	18-Feb-18 18:01	1
13C8-PFOS	IS	90.5	50 - 150		B8B0049	08-Feb-18	0.117 L	18-Feb-18 18:01	1
13C5-PFNA	IS	72.0	50 - 150		B8B0049	08-Feb-18	0.117 L	18-Feb-18 18:01	1
13C2-PFDA	IS	60.7	50 - 150		B8B0049	08-Feb-18	0.117 L	18-Feb-18 18:01	1
d3-MeFOSAA	IS	57.2	50 - 150		B8B0049	08-Feb-18	0.117 L	18-Feb-18 18:01	1
13C2-PFOxA	IS	53.4	50 - 150		B8B0049	08-Feb-18	0.117 L	18-Feb-18 18:01	1
d5-EtFOSAA	IS	59.5	50 - 150		B8B0049	08-Feb-18	0.117 L	18-Feb-18 18:01	1
13C2-PFOxA	IS	83.6	50 - 150		B8B0049	08-Feb-18	0.117 L	18-Feb-18 18:01	1
13C2-PFTeDA	IS	96.5	50 - 150		B8B0049	08-Feb-18	0.117 L	18-Feb-18 18:01	1

DL - Detection Limit

LOD - Limit of Detection  
LOQ - Limit of quantitation

LCL-UCL- Lower control limit - upper control limit  
Results reported to the DL.

When reported, PFHxS, PFOA and PFOS include both linear and branched isomers.  
Only the linear isomer is reported for all other analytes.

**Sample ID: WI-AF-EB06-SO-0118**

**Modified EPA Method 537**

Client Data				Laboratory Data			
Name:	CH2M Hill	Matrix:	Aqueous	Lab Sample:	1800267-03	Column:	BEH C18
Project:	NAS WI- AULT FIELD	Date Collected:	22-Jan-18 10:05	Date Received:	07-Feb-18 10:29		
Location:	SB605						

Analyte	Conc. (ng/L)	DL	LOD	LOQ	Qualifiers	Batch	Extracted	Samp Size	Analyzed	Dilution
PFBS	ND	1.85	5.17	8.25		B8B0049	08-Feb-18	0.121 L	18-Feb-18 18:12	1
PFHxA	ND	2.25	5.17	8.25		B8B0049	08-Feb-18	0.121 L	18-Feb-18 18:12	1
PFHpA	ND	0.610	5.17	8.25		B8B0049	08-Feb-18	0.121 L	18-Feb-18 18:12	1
PFHxS	ND	0.977	5.17	8.25		B8B0049	08-Feb-18	0.121 L	18-Feb-18 18:12	1
PFOA	ND	0.671	5.17	8.25		B8B0049	08-Feb-18	0.121 L	18-Feb-18 18:12	1
PFOS	ND	0.832	5.17	8.25		B8B0049	08-Feb-18	0.121 L	18-Feb-18 18:12	1
PFNA	ND	0.835	5.17	8.25		B8B0049	08-Feb-18	0.121 L	18-Feb-18 18:12	1
PFDA	ND	1.54	5.17	8.25		B8B0049	08-Feb-18	0.121 L	18-Feb-18 18:12	1
MeFOSAA	ND	1.70	5.17	8.25		B8B0049	08-Feb-18	0.121 L	18-Feb-18 18:12	1
PFUnA	ND	1.08	5.17	8.25		B8B0049	08-Feb-18	0.121 L	18-Feb-18 18:12	1
EtFOSAA	ND	1.41	5.17	8.25		B8B0049	08-Feb-18	0.121 L	18-Feb-18 18:12	1
PFDoA	ND	0.817	5.17	8.25		B8B0049	08-Feb-18	0.121 L	18-Feb-18 18:12	1
PFTrDA	ND	0.510	5.17	8.25		B8B0049	08-Feb-18	0.121 L	18-Feb-18 18:12	1
PFTeDA	ND	0.779	5.17	8.25		B8B0049	08-Feb-18	0.121 L	18-Feb-18 18:12	1

Labeled Standards	Type	% Recovery	Limits	Qualifiers	Batch	Extracted	Samp Size	Analyzed	Dilution
13C3-PFBS	IS	101	50 - 150		B8B0049	08-Feb-18	0.121 L	18-Feb-18 18:12	1
13C2-PFHxA	IS	89.8	50 - 150		B8B0049	08-Feb-18	0.121 L	18-Feb-18 18:12	1
13C4-PFHpA	IS	96.5	50 - 150		B8B0049	08-Feb-18	0.121 L	18-Feb-18 18:12	1
18O2-PFHxS	IS	88.4	50 - 150		B8B0049	08-Feb-18	0.121 L	18-Feb-18 18:12	1
13C2-PFOA	IS	69.6	50 - 150		B8B0049	08-Feb-18	0.121 L	18-Feb-18 18:12	1
13C8-PFOS	IS	90.9	50 - 150		B8B0049	08-Feb-18	0.121 L	18-Feb-18 18:12	1
13C5-PFNA	IS	76.6	50 - 150		B8B0049	08-Feb-18	0.121 L	18-Feb-18 18:12	1
13C2-PFDA	IS	69.9	50 - 150		B8B0049	08-Feb-18	0.121 L	18-Feb-18 18:12	1
d3-MeFOSAA	IS	69.8	50 - 150		B8B0049	08-Feb-18	0.121 L	18-Feb-18 18:12	1
13C2-PFUnA	IS	80.8	50 - 150		B8B0049	08-Feb-18	0.121 L	18-Feb-18 18:12	1
d5-EtFOSAA	IS	70.7	50 - 150		B8B0049	08-Feb-18	0.121 L	18-Feb-18 18:12	1
13C2-PFDoA	IS	93.1	50 - 150		B8B0049	08-Feb-18	0.121 L	18-Feb-18 18:12	1
13C2-PFTeDA	IS	86.5	50 - 150		B8B0049	08-Feb-18	0.121 L	18-Feb-18 18:12	1

DL - Detection Limit

LOD - Limit of Detection  
LOQ - Limit of quantitation

LCL-UCL- Lower control limit - upper control limit  
Results reported to the DL.

When reported, PFHxS, PFOA and PFOS include both linear and branched isomers.  
Only the linear isomer is reported for all other analytes.

**Sample ID: WI-AF-FB-012218**

**Modified EPA Method 537**

Client Data				Laboratory Data			
Name:	CH2M Hill	Matrix:	Aqueous	Lab Sample:	1800267-04	Column:	BEH C18
Project:	NAS WI- AULT FIELD	Date Collected:	22-Jan-18 10:10	Date Received:	07-Feb-18 10:29		
Location:	SB605						

Analyte	Conc. (ng/L)	DL	LOD	LOQ	Qualifiers	Batch	Extracted	Samp Size	Analyzed	Dilution
PFBS	ND	1.92	5.34	8.57		B8B0049	08-Feb-18	0.117 L	18-Feb-18 18:24	1
PFHxA	ND	2.34	5.34	8.57		B8B0049	08-Feb-18	0.117 L	18-Feb-18 18:24	1
PFHpA	ND	0.633	5.34	8.57		B8B0049	08-Feb-18	0.117 L	18-Feb-18 18:24	1
PFHxS	ND	1.01	5.34	8.57		B8B0049	08-Feb-18	0.117 L	18-Feb-18 18:24	1
PFOA	0.936	0.697	5.34	8.57	J	B8B0049	08-Feb-18	0.117 L	18-Feb-18 18:24	1
PFOS	ND	0.864	5.34	8.57		B8B0049	08-Feb-18	0.117 L	18-Feb-18 18:24	1
PFNA	ND	0.868	5.34	8.57		B8B0049	08-Feb-18	0.117 L	18-Feb-18 18:24	1
PFDA	ND	1.60	5.34	8.57		B8B0049	08-Feb-18	0.117 L	18-Feb-18 18:24	1
MeFOSAA	ND	1.77	5.34	8.57		B8B0049	08-Feb-18	0.117 L	18-Feb-18 18:24	1
PFUnA	ND	1.12	5.34	8.57		B8B0049	08-Feb-18	0.117 L	18-Feb-18 18:24	1
EtFOSAA	ND	1.47	5.34	8.57		B8B0049	08-Feb-18	0.117 L	18-Feb-18 18:24	1
PFDoA	ND	0.848	5.34	8.57		B8B0049	08-Feb-18	0.117 L	18-Feb-18 18:24	1
PFTrDA	ND	0.529	5.34	8.57		B8B0049	08-Feb-18	0.117 L	18-Feb-18 18:24	1
PFTeDA	ND	0.809	5.34	8.57		B8B0049	08-Feb-18	0.117 L	18-Feb-18 18:24	1

Labeled Standards	Type	% Recovery	Limits	Qualifiers	Batch	Extracted	Samp Size	Analyzed	Dilution
13C3-PFBS	IS	100	50 - 150		B8B0049	08-Feb-18	0.117 L	18-Feb-18 18:24	1
13C2-PFHxA	IS	89.1	50 - 150		B8B0049	08-Feb-18	0.117 L	18-Feb-18 18:24	1
13C4-PFHpA	IS	91.3	50 - 150		B8B0049	08-Feb-18	0.117 L	18-Feb-18 18:24	1
18O2-PFHxS	IS	85.6	50 - 150		B8B0049	08-Feb-18	0.117 L	18-Feb-18 18:24	1
13C2-PFOA	IS	69.4	50 - 150		B8B0049	08-Feb-18	0.117 L	18-Feb-18 18:24	1
13C8-PFOS	IS	94.8	50 - 150		B8B0049	08-Feb-18	0.117 L	18-Feb-18 18:24	1
13C5-PFNA	IS	76.8	50 - 150		B8B0049	08-Feb-18	0.117 L	18-Feb-18 18:24	1
13C2-PFDA	IS	57.1	50 - 150		B8B0049	08-Feb-18	0.117 L	18-Feb-18 18:24	1
d3-MeFOSAA	IS	64.5	50 - 150		B8B0049	08-Feb-18	0.117 L	18-Feb-18 18:24	1
13C2-PFUnA	IS	69.9	50 - 150		B8B0049	08-Feb-18	0.117 L	18-Feb-18 18:24	1
d5-EtFOSAA	IS	60.7	50 - 150		B8B0049	08-Feb-18	0.117 L	18-Feb-18 18:24	1
13C2-PFDoA	IS	81.9	50 - 150		B8B0049	08-Feb-18	0.117 L	18-Feb-18 18:24	1
13C2-PFTeDA	IS	79.3	50 - 150		B8B0049	08-Feb-18	0.117 L	18-Feb-18 18:24	1

DL - Detection Limit

LOD - Limit of Detection  
LOQ - Limit of quantitation

LCL-UCL- Lower control limit - upper control limit  
Results reported to the DL.

When reported, PFHxS, PFOA and PFOS include both linear and branched isomers.  
Only the linear isomer is reported for all other analytes.

**Sample ID: WI-AF-EB07-SO-0118**

**Modified EPA Method 537**

Client Data				Laboratory Data			
Name:	CH2M Hill	Matrix:	Aqueous	Lab Sample:	1800267-06	Column:	BEH C18
Project:	NAS WI- AULT FIELD	Date Collected:	23-Jan-18 16:00	Date Received:	07-Feb-18 10:29		

Analyte	Conc. (ng/L)	DL	LOD	LOQ	Qualifiers	Batch	Extracted	Samp Size	Analyzed	Dilution
PFBS	ND	1.88	5.25	8.40		B8B0049	08-Feb-18	0.119 L	18-Feb-18 18:35	1
PFHxA	ND	2.29	5.25	8.40		B8B0049	08-Feb-18	0.119 L	18-Feb-18 18:35	1
PFHpA	ND	0.621	5.25	8.40		B8B0049	08-Feb-18	0.119 L	18-Feb-18 18:35	1
PFHxS	ND	0.994	5.25	8.40		B8B0049	08-Feb-18	0.119 L	18-Feb-18 18:35	1
PFOA	0.898	0.684	5.25	8.40	J	B8B0049	08-Feb-18	0.119 L	18-Feb-18 18:35	1
PFOS	ND	0.847	5.25	8.40		B8B0049	08-Feb-18	0.119 L	18-Feb-18 18:35	1
PFNA	ND	0.851	5.25	8.40		B8B0049	08-Feb-18	0.119 L	18-Feb-18 18:35	1
PFDA	ND	1.56	5.25	8.40		B8B0049	08-Feb-18	0.119 L	18-Feb-18 18:35	1
MeFOSAA	ND	1.73	5.25	8.40		B8B0049	08-Feb-18	0.119 L	18-Feb-18 18:35	1
PFUnA	ND	1.10	5.25	8.40		B8B0049	08-Feb-18	0.119 L	18-Feb-18 18:35	1
EtFOSAA	ND	1.44	5.25	8.40		B8B0049	08-Feb-18	0.119 L	18-Feb-18 18:35	1
PFDoA	ND	0.832	5.25	8.40		B8B0049	08-Feb-18	0.119 L	18-Feb-18 18:35	1
PFTrDA	ND	0.519	5.25	8.40		B8B0049	08-Feb-18	0.119 L	18-Feb-18 18:35	1
PFTeDA	ND	0.793	5.25	8.40		B8B0049	08-Feb-18	0.119 L	18-Feb-18 18:35	1

Labeled Standards	Type	% Recovery	Limits	Qualifiers	Batch	Extracted	Samp Size	Analyzed	Dilution
13C3-PFBS	IS	102	50 - 150		B8B0049	08-Feb-18	0.119 L	18-Feb-18 18:35	1
13C2-PFHxA	IS	92.1	50 - 150		B8B0049	08-Feb-18	0.119 L	18-Feb-18 18:35	1
13C4-PFHpA	IS	92.1	50 - 150		B8B0049	08-Feb-18	0.119 L	18-Feb-18 18:35	1
18O2-PFHxS	IS	91.2	50 - 150		B8B0049	08-Feb-18	0.119 L	18-Feb-18 18:35	1
13C2-PFOA	IS	76.4	50 - 150		B8B0049	08-Feb-18	0.119 L	18-Feb-18 18:35	1
13C8-PFOS	IS	98.3	50 - 150		B8B0049	08-Feb-18	0.119 L	18-Feb-18 18:35	1
13C5-PFNA	IS	83.7	50 - 150		B8B0049	08-Feb-18	0.119 L	18-Feb-18 18:35	1
13C2-PFDA	IS	65.5	50 - 150		B8B0049	08-Feb-18	0.119 L	18-Feb-18 18:35	1
d3-MeFOSAA	IS	57.6	50 - 150		B8B0049	08-Feb-18	0.119 L	18-Feb-18 18:35	1
13C2-PFUnA	IS	55.0	50 - 150		B8B0049	08-Feb-18	0.119 L	18-Feb-18 18:35	1
d5-EtFOSAA	IS	55.8	50 - 150		B8B0049	08-Feb-18	0.119 L	18-Feb-18 18:35	1
13C2-PFDoA	IS	76.0	50 - 150		B8B0049	08-Feb-18	0.119 L	18-Feb-18 18:35	1
13C2-PFTeDA	IS	92.3	50 - 150		B8B0049	08-Feb-18	0.119 L	18-Feb-18 18:35	1

DL - Detection Limit

LOD - Limit of Detection  
LOQ - Limit of quantitation

LCL-UCL- Lower control limit - upper control limit  
Results reported to the DL.

When reported, PFHxS, PFOA and PFOS include both linear and branched isomers.  
Only the linear isomer is reported for all other analytes.

**Sample ID: WI-AF-FB-012418**

**Modified EPA Method 537**

Client Data				Laboratory Data			
Name:	CH2M Hill	Matrix:	Aqueous	Lab Sample:	1800267-07	Column:	BEH C18
Project:	NAS WI- AULT FIELD	Date Collected:	24-Jan-18 09:35	Date Received:	07-Feb-18 10:29		

Analyte	Conc. (ng/L)	DL	LOD	LOQ	Qualifiers	Batch	Extracted	Samp Size	Analyzed	Dilution
PFBS	ND	1.87	5.21	8.34		B8B0049	08-Feb-18	0.120 L	18-Feb-18 18:46	1
PFHxA	ND	2.27	5.21	8.34		B8B0049	08-Feb-18	0.120 L	18-Feb-18 18:46	1
PFHpA	ND	0.616	5.21	8.34		B8B0049	08-Feb-18	0.120 L	18-Feb-18 18:46	1
PFHxS	1.09	0.987	5.21	8.34	J	B8B0049	08-Feb-18	0.120 L	18-Feb-18 18:46	1
PFOA	0.725	0.678	5.21	8.34	J	B8B0049	08-Feb-18	0.120 L	18-Feb-18 18:46	1
PFOS	ND	0.841	5.21	8.34		B8B0049	08-Feb-18	0.120 L	18-Feb-18 18:46	1
PFNA	ND	0.844	5.21	8.34		B8B0049	08-Feb-18	0.120 L	18-Feb-18 18:46	1
PFDA	ND	1.55	5.21	8.34		B8B0049	08-Feb-18	0.120 L	18-Feb-18 18:46	1
MeFOSAA	ND	1.72	5.21	8.34		B8B0049	08-Feb-18	0.120 L	18-Feb-18 18:46	1
PFUnA	ND	1.09	5.21	8.34		B8B0049	08-Feb-18	0.120 L	18-Feb-18 18:46	1
EtFOSAA	ND	1.43	5.21	8.34		B8B0049	08-Feb-18	0.120 L	18-Feb-18 18:46	1
PFDoA	ND	0.825	5.21	8.34		B8B0049	08-Feb-18	0.120 L	18-Feb-18 18:46	1
PFTrDA	ND	0.515	5.21	8.34		B8B0049	08-Feb-18	0.120 L	18-Feb-18 18:46	1
PFTeDA	ND	0.787	5.21	8.34		B8B0049	08-Feb-18	0.120 L	18-Feb-18 18:46	1

Labeled Standards	Type	% Recovery	Limits	Qualifiers	Batch	Extracted	Samp Size	Analyzed	Dilution
13C3-PFBS	IS	100	50 - 150		B8B0049	08-Feb-18	0.120 L	18-Feb-18 18:46	1
13C2-PFHxA	IS	97.9	50 - 150		B8B0049	08-Feb-18	0.120 L	18-Feb-18 18:46	1
13C4-PFHpA	IS	90.3	50 - 150		B8B0049	08-Feb-18	0.120 L	18-Feb-18 18:46	1
18O2-PFHxS	IS	103	50 - 150		B8B0049	08-Feb-18	0.120 L	18-Feb-18 18:46	1
13C2-PFOA	IS	76.3	50 - 150		B8B0049	08-Feb-18	0.120 L	18-Feb-18 18:46	1
13C8-PFOS	IS	108	50 - 150		B8B0049	08-Feb-18	0.120 L	18-Feb-18 18:46	1
13C5-PFNA	IS	72.5	50 - 150		B8B0049	08-Feb-18	0.120 L	18-Feb-18 18:46	1
13C2-PFDA	IS	74.8	50 - 150		B8B0049	08-Feb-18	0.120 L	18-Feb-18 18:46	1
d3-MeFOSAA	IS	50.9	50 - 150		B8B0049	08-Feb-18	0.120 L	18-Feb-18 18:46	1
13C2-PFUnA	IS	60.3	50 - 150		B8B0049	08-Feb-18	0.120 L	18-Feb-18 18:46	1
d5-EtFOSAA	IS	48.7	50 - 150	H	B8B0049	08-Feb-18	0.120 L	18-Feb-18 18:46	1
13C2-PFDoA	IS	74.3	50 - 150		B8B0049	08-Feb-18	0.120 L	18-Feb-18 18:46	1
13C2-PFTeDA	IS	117	50 - 150		B8B0049	08-Feb-18	0.120 L	18-Feb-18 18:46	1

DL - Detection Limit

LOD - Limit of Detection  
LOQ - Limit of quantitation

LCL-UCL- Lower control limit - upper control limit  
Results reported to the DL.

When reported, PFHxS, PFOA and PFOS include both linear and branched isomers.  
Only the linear isomer is reported for all other analytes.



**Sample ID: WI-AF-EB08-SO-0118**

**Modified EPA Method 537**

Client Data				Laboratory Data			
Name:	CH2M Hill	Matrix:	Aqueous	Lab Sample:	1800267-08	Column:	BEH C18
Project:	NAS WI- AULT FIELD	Date Collected:	24-Jan-18 09:40	Date Received:	07-Feb-18 10:29		

Analyte	Conc. (ng/L)	DL	LOD	LOQ	Qualifiers	Batch	Extracted	Samp Size	Analyzed	Dilution
PFBS	ND	1.80	5.04	8.06		B8B0049	08-Feb-18	0.124 L	18-Feb-18 18:58	1
PFHxA	ND	2.20	5.04	8.06		B8B0049	08-Feb-18	0.124 L	18-Feb-18 18:58	1
PFHpA	ND	0.595	5.04	8.06		B8B0049	08-Feb-18	0.124 L	18-Feb-18 18:58	1
PFHxS	ND	0.954	5.04	8.06		B8B0049	08-Feb-18	0.124 L	18-Feb-18 18:58	1
PFOA	ND	0.656	5.04	8.06		B8B0049	08-Feb-18	0.124 L	18-Feb-18 18:58	1
PFOS	ND	0.813	5.04	8.06		B8B0049	08-Feb-18	0.124 L	18-Feb-18 18:58	1
PFNA	ND	0.816	5.04	8.06		B8B0049	08-Feb-18	0.124 L	18-Feb-18 18:58	1
PFDA	ND	1.50	5.04	8.06		B8B0049	08-Feb-18	0.124 L	18-Feb-18 18:58	1
MeFOSAA	ND	1.66	5.04	8.06		B8B0049	08-Feb-18	0.124 L	18-Feb-18 18:58	1
PFUnA	ND	1.06	5.04	8.06		B8B0049	08-Feb-18	0.124 L	18-Feb-18 18:58	1
EtFOSAA	ND	1.38	5.04	8.06		B8B0049	08-Feb-18	0.124 L	18-Feb-18 18:58	1
PFDoA	ND	0.798	5.04	8.06		B8B0049	08-Feb-18	0.124 L	18-Feb-18 18:58	1
PFTrDA	ND	0.498	5.04	8.06		B8B0049	08-Feb-18	0.124 L	18-Feb-18 18:58	1
PFTeDA	ND	0.760	5.04	8.06		B8B0049	08-Feb-18	0.124 L	18-Feb-18 18:58	1

Labeled Standards	Type	% Recovery	Limits	Qualifiers	Batch	Extracted	Samp Size	Analyzed	Dilution
13C3-PFBS	IS	88.9	50 - 150		B8B0049	08-Feb-18	0.124 L	18-Feb-18 18:58	1
13C2-PFHxA	IS	86.0	50 - 150		B8B0049	08-Feb-18	0.124 L	18-Feb-18 18:58	1
13C4-PFHpA	IS	85.0	50 - 150		B8B0049	08-Feb-18	0.124 L	18-Feb-18 18:58	1
18O2-PFHxS	IS	89.9	50 - 150		B8B0049	08-Feb-18	0.124 L	18-Feb-18 18:58	1
13C2-PFOA	IS	74.7	50 - 150		B8B0049	08-Feb-18	0.124 L	18-Feb-18 18:58	1
13C8-PFOS	IS	99.9	50 - 150		B8B0049	08-Feb-18	0.124 L	18-Feb-18 18:58	1
13C5-PFNA	IS	80.2	50 - 150		B8B0049	08-Feb-18	0.124 L	18-Feb-18 18:58	1
13C2-PFDA	IS	59.4	50 - 150		B8B0049	08-Feb-18	0.124 L	18-Feb-18 18:58	1
d3-MeFOSAA	IS	55.6	50 - 150		B8B0049	08-Feb-18	0.124 L	18-Feb-18 18:58	1
13C2-PFUnA	IS	63.7	50 - 150		B8B0049	08-Feb-18	0.124 L	18-Feb-18 18:58	1
d5-EtFOSAA	IS	60.7	50 - 150		B8B0049	08-Feb-18	0.124 L	18-Feb-18 18:58	1
13C2-PFDoA	IS	70.1	50 - 150		B8B0049	08-Feb-18	0.124 L	18-Feb-18 18:58	1
13C2-PFTeDA	IS	88.1	50 - 150		B8B0049	08-Feb-18	0.124 L	18-Feb-18 18:58	1

DL - Detection Limit

LOD - Limit of Detection  
LOQ - Limit of quantitation

LCL-UCL- Lower control limit - upper control limit  
Results reported to the DL.

When reported, PFHxS, PFOA and PFOS include both linear and branched isomers.  
Only the linear isomer is reported for all other analytes.

**Sample ID: WI-AF-EB09-SO-0118**

**Modified EPA Method 537**

Client Data				Laboratory Data			
Name:	CH2M Hill	Matrix:	Aqueous	Lab Sample:	1800267-09	Column:	BEH C18
Project:	NAS WI- AULT FIELD	Date Collected:	25-Jan-18 16:00	Date Received:	07-Feb-18 10:29		
Location:	SB610						

Analyte	Conc. (ng/L)	DL	LOD	LOQ	Qualifiers	Batch	Extracted	Samp Size	Analyzed	Dilution
PFBS	ND	1.88	5.25	8.40		B8B0049	08-Feb-18	0.119 L	18-Feb-18 19:09	1
PFHxA	ND	2.29	5.25	8.40		B8B0049	08-Feb-18	0.119 L	18-Feb-18 19:09	1
PFHpA	ND	0.620	5.25	8.40		B8B0049	08-Feb-18	0.119 L	18-Feb-18 19:09	1
PFHxS	1.05	0.994	5.25	8.40	J	B8B0049	08-Feb-18	0.119 L	18-Feb-18 19:09	1
PFOA	ND	0.683	5.25	8.40		B8B0049	08-Feb-18	0.119 L	18-Feb-18 19:09	1
PFOS	ND	0.847	5.25	8.40		B8B0049	08-Feb-18	0.119 L	18-Feb-18 19:09	1
PFNA	ND	0.850	5.25	8.40		B8B0049	08-Feb-18	0.119 L	18-Feb-18 19:09	1
PFDA	ND	1.56	5.25	8.40		B8B0049	08-Feb-18	0.119 L	18-Feb-18 19:09	1
MeFOSAA	ND	1.73	5.25	8.40		B8B0049	08-Feb-18	0.119 L	18-Feb-18 19:09	1
PFUnA	ND	1.10	5.25	8.40		B8B0049	08-Feb-18	0.119 L	18-Feb-18 19:09	1
EtFOSAA	ND	1.44	5.25	8.40		B8B0049	08-Feb-18	0.119 L	18-Feb-18 19:09	1
PFDoA	ND	0.831	5.25	8.40		B8B0049	08-Feb-18	0.119 L	18-Feb-18 19:09	1
PFTrDA	ND	0.519	5.25	8.40		B8B0049	08-Feb-18	0.119 L	18-Feb-18 19:09	1
PFTeDA	ND	0.793	5.25	8.40		B8B0049	08-Feb-18	0.119 L	18-Feb-18 19:09	1

Labeled Standards	Type	% Recovery	Limits	Qualifiers	Batch	Extracted	Samp Size	Analyzed	Dilution
13C3-PFBS	IS	99.5	50 - 150		B8B0049	08-Feb-18	0.119 L	18-Feb-18 19:09	1
13C2-PFHxA	IS	86.3	50 - 150		B8B0049	08-Feb-18	0.119 L	18-Feb-18 19:09	1
13C4-PFHpA	IS	82.5	50 - 150		B8B0049	08-Feb-18	0.119 L	18-Feb-18 19:09	1
18O2-PFHxS	IS	96.9	50 - 150		B8B0049	08-Feb-18	0.119 L	18-Feb-18 19:09	1
13C2-PFOA	IS	76.4	50 - 150		B8B0049	08-Feb-18	0.119 L	18-Feb-18 19:09	1
13C8-PFOS	IS	92.7	50 - 150		B8B0049	08-Feb-18	0.119 L	18-Feb-18 19:09	1
13C5-PFNA	IS	82.8	50 - 150		B8B0049	08-Feb-18	0.119 L	18-Feb-18 19:09	1
13C2-PFDA	IS	78.7	50 - 150		B8B0049	08-Feb-18	0.119 L	18-Feb-18 19:09	1
d3-MeFOSAA	IS	72.7	50 - 150		B8B0049	08-Feb-18	0.119 L	18-Feb-18 19:09	1
13C2-PFUnA	IS	64.0	50 - 150		B8B0049	08-Feb-18	0.119 L	18-Feb-18 19:09	1
d5-EtFOSAA	IS	69.0	50 - 150		B8B0049	08-Feb-18	0.119 L	18-Feb-18 19:09	1
13C2-PFDoA	IS	71.4	50 - 150		B8B0049	08-Feb-18	0.119 L	18-Feb-18 19:09	1
13C2-PFTeDA	IS	98.4	50 - 150		B8B0049	08-Feb-18	0.119 L	18-Feb-18 19:09	1

DL - Detection Limit

LOD - Limit of Detection  
LOQ - Limit of quantitation

LCL-UCL- Lower control limit - upper control limit  
Results reported to the DL.

When reported, PFHxS, PFOA and PFOS include both linear and branched isomers.  
Only the linear isomer is reported for all other analytes.

**Sample ID: WI-AF-FB-012518**

**Modified EPA Method 537**

Client Data				Laboratory Data			
Name:	CH2M Hill	Matrix:	Aqueous	Lab Sample:	1800267-10	Column:	BEH C18
Project:	NAS WI- AULT FIELD	Date Collected:	25-Jan-18 16:05	Date Received:	07-Feb-18 10:29		
Location:	SB610						

Analyte	Conc. (ng/L)	DL	LOD	LOQ	Qualifiers	Batch	Extracted	Samp Size	Analyzed	Dilution
PFBS	ND	1.86	5.21	8.33		B8B0049	08-Feb-18	0.120 L	18-Feb-18 19:21	1
PFHxA	ND	2.27	5.21	8.33		B8B0049	08-Feb-18	0.120 L	18-Feb-18 19:21	1
PFHpA	ND	0.615	5.21	8.33		B8B0049	08-Feb-18	0.120 L	18-Feb-18 19:21	1
PFHxS	ND	0.986	5.21	8.33		B8B0049	08-Feb-18	0.120 L	18-Feb-18 19:21	1
PFOA	0.862	0.678	5.21	8.33	J	B8B0049	08-Feb-18	0.120 L	18-Feb-18 19:21	1
PFOS	ND	0.840	5.21	8.33		B8B0049	08-Feb-18	0.120 L	18-Feb-18 19:21	1
PFNA	ND	0.843	5.21	8.33		B8B0049	08-Feb-18	0.120 L	18-Feb-18 19:21	1
PFDA	ND	1.55	5.21	8.33		B8B0049	08-Feb-18	0.120 L	18-Feb-18 19:21	1
MeFOSAA	ND	1.72	5.21	8.33		B8B0049	08-Feb-18	0.120 L	18-Feb-18 19:21	1
PFUnA	ND	1.09	5.21	8.33		B8B0049	08-Feb-18	0.120 L	18-Feb-18 19:21	1
EtFOSAA	ND	1.43	5.21	8.33		B8B0049	08-Feb-18	0.120 L	18-Feb-18 19:21	1
PFDoA	ND	0.825	5.21	8.33		B8B0049	08-Feb-18	0.120 L	18-Feb-18 19:21	1
PFTrDA	ND	0.514	5.21	8.33		B8B0049	08-Feb-18	0.120 L	18-Feb-18 19:21	1
PFTeDA	ND	0.786	5.21	8.33		B8B0049	08-Feb-18	0.120 L	18-Feb-18 19:21	1

Labeled Standards	Type	% Recovery	Limits	Qualifiers	Batch	Extracted	Samp Size	Analyzed	Dilution
13C3-PFBS	IS	97.6	50 - 150		B8B0049	08-Feb-18	0.120 L	18-Feb-18 19:21	1
13C2-PFHxA	IS	88.5	50 - 150		B8B0049	08-Feb-18	0.120 L	18-Feb-18 19:21	1
13C4-PFHpA	IS	78.3	50 - 150		B8B0049	08-Feb-18	0.120 L	18-Feb-18 19:21	1
18O2-PFHxS	IS	81.9	50 - 150		B8B0049	08-Feb-18	0.120 L	18-Feb-18 19:21	1
13C2-PFOA	IS	76.9	50 - 150		B8B0049	08-Feb-18	0.120 L	18-Feb-18 19:21	1
13C8-PFOS	IS	95.1	50 - 150		B8B0049	08-Feb-18	0.120 L	18-Feb-18 19:21	1
13C5-PFNA	IS	81.9	50 - 150		B8B0049	08-Feb-18	0.120 L	18-Feb-18 19:21	1
13C2-PFDA	IS	72.3	50 - 150		B8B0049	08-Feb-18	0.120 L	18-Feb-18 19:21	1
d3-MeFOSAA	IS	54.1	50 - 150		B8B0049	08-Feb-18	0.120 L	18-Feb-18 19:21	1
13C2-PFUnA	IS	61.0	50 - 150		B8B0049	08-Feb-18	0.120 L	18-Feb-18 19:21	1
d5-EtFOSAA	IS	54.4	50 - 150		B8B0049	08-Feb-18	0.120 L	18-Feb-18 19:21	1
13C2-PFDoA	IS	62.0	50 - 150		B8B0049	08-Feb-18	0.120 L	18-Feb-18 19:21	1
13C2-PFTeDA	IS	85.8	50 - 150		B8B0049	08-Feb-18	0.120 L	18-Feb-18 19:21	1

DL - Detection Limit

LOD - Limit of Detection  
LOQ - Limit of quantitation

LCL-UCL- Lower control limit - upper control limit  
Results reported to the DL.

When reported, PFHxS, PFOA and PFOS include both linear and branched isomers.  
Only the linear isomer is reported for all other analytes.

## **DATA QUALIFIERS & ABBREVIATIONS**

<b>B</b>	<b>This compound was also detected in the method blank.</b>
<b>D</b>	<b>Dilution</b>
<b>E</b>	<b>The associated compound concentration exceeded the calibration range of the instrument.</b>
<b>H</b>	<b>Recovery and/or RPD was outside laboratory acceptance limits.</b>
<b>I</b>	<b>Chemical Interference</b>
<b>J</b>	<b>The amount detected is below the Reporting Limit/LOQ.</b>
<b>M</b>	<b>Estimated Maximum Possible Concentration. (CA Region 2 projects only)</b>
<b>*</b>	<b>See Cover Letter</b>
<b>Conc.</b>	<b>Concentration</b>
<b>NA</b>	<b>Not applicable</b>
<b>ND</b>	<b>Not Detected</b>
<b>TEQ</b>	<b>Toxic Equivalency</b>
<b>U</b>	<b>Not Detected (specific projects only)</b>

**Unless otherwise noted, solid sample results are reported in dry weight. Tissue samples are reported in wet weight.**

## CERTIFICATIONS

<b>Accrediting Authority</b>	<b>Certificate Number</b>
Alaska Department of Environmental Conservation	17-013
Arkansas Department of Environmental Quality	17-015-0
California Department of Health – ELAP	2892
DoD ELAP - A2LA Accredited - ISO/IEC 17025:2005	3091.01
Florida Department of Health	E87777-18
Hawaii Department of Health	N/A
Louisiana Department of Environmental Quality	01977
Maine Department of Health	2016026
Minnesota Department of Health	1322288
New Hampshire Environmental Accreditation Program	207717
New Jersey Department of Environmental Protection	CA003
New York Department of Health	11411
Oregon Laboratory Accreditation Program	4042-008
Pennsylvania Department of Environmental Protection	014
Texas Commission on Environmental Quality	T104704189-17-8
Virginia Department of General Services	9077
Washington Department of Ecology	C584
Wisconsin Department of Natural Resources	998036160

*Current certificates and lists of licensed parameters are located in the Quality Assurance office and are available upon request.*





**EXACT COPY OF THE ORIGINAL**

cooler #2 coc 2/3

INIT WWS 02/07/18



# CHAIN OF CUSTODY

**For Laboratory Use Only**

Work Order #: 1800267 Temp: 0.4 °C  
Storage ID: WR-2 Storage Secured: Yes  No

Project ID: NAB WI - AULT FIELD PO#: \_\_\_\_\_ Sampler: MORGAN BRUNO  
(name)

TAT (check one):  21 days  7 days Specify: \_\_\_\_\_  
 14 days

Invoice to: Name \_\_\_\_\_ Company \_\_\_\_\_ Address \_\_\_\_\_ City \_\_\_\_\_ State \_\_\_\_\_ Ph# \_\_\_\_\_ Fax# \_\_\_\_\_

Relinquished by (printed name and signature)	Date	Time	Received by (printed name and signature)	Date	Time
<u>MORGAN BRUNO</u>	<u>2/6/18</u>	<u>1200</u>			
<u>Rachel Cienna</u>	<u>2/6/18</u>	<u>1300</u>	<u>B. Benedict</u>	<u>02/07/18</u>	<u>1056</u>

SHIP TO: Vista Analytical Laboratory  
1104 Windfield Way  
El Dorado Hills, CA 95762  
(916) 673-1520 \* Fax (916) 673-0106

Method of Shipment: FEDEX

Tracking No.: \_\_\_\_\_

Add Analysis(es) Requested

Container(s)

Mod. EPA Method 537

EPA Method 537(DW only)

1800266

Sample ID	Date	Time	Location/Sample Description	Quantity	Type	Matrix	PFOA/PFOS	UCMR3 PFAS List 6	537 List 14	Full List of 26	Other: Please List Below	PFOA/PFOS	UCMR3 PFAS List 6	PFAS List 14	Comments
<u>WI-AF-P58-012310</u>	<u>1/23/18</u>	<u>1525</u>		<u>2</u>	<u>P</u>	<u>W</u>			<u>X</u>						<u>Not received. BSB 02/07/18</u>
<u>WI-AF-EB07-50-0118</u>	<u>1/23/18</u>	<u>1600</u>		<u>2</u>	<u>P</u>	<u>W</u>			<u>X</u>						
<u>WI-AF-SB608-0102-0118</u>	<u>1/23/18</u>	<u>1540</u>		<u>1</u>	<u>P</u>	<u>SO</u>			<u>X</u>				<u>X</u>		
<u>WI-AF-SB608-0203-0118</u>	<u>1/23/18</u>	<u>1545</u>		<u>1</u>	<u>P</u>	<u>SO</u>			<u>X</u>				<u>X</u>		
<u>WI-AF-SB608-0250-0118</u>	<u>1/23/18</u>	<u>1555</u>		<u>1</u>	<u>P</u>	<u>SO</u>			<u>X</u>				<u>X</u>		
<u>WI-AF-SB608-0250-0118</u>	<u>1/23/18</u>	<u>1555</u>		<u>1</u>	<u>P</u>	<u>SO</u>			<u>X</u>				<u>X</u>		
<u>WI-AF-SB608-3940-0118</u>	<u>1/24/18</u>	<u>0910</u>		<u>1</u>	<u>P</u>	<u>SO</u>			<u>X</u>				<u>X</u>		
<u>WI-AF-SB608-3940-0118MS</u>	<u>1/24/18</u>	<u>0910</u>		<u>1</u>	<u>P</u>	<u>SO</u>			<u>X</u>				<u>X</u>		
<u>WI-AF-SB608-3940-0118SD</u>	<u>1/24/18</u>	<u>0910</u>		<u>1</u>	<u>P</u>	<u>SO</u>			<u>X</u>				<u>X</u>		
<u>WI-AF-PB-012416</u>	<u>1/24/18</u>	<u>0935</u>		<u>2</u>	<u>P</u>	<u>W</u>			<u>X</u>						
<u>WI-AF-EB08-50-0118</u>	<u>1/24/18</u>	<u>0940</u>		<u>2</u>	<u>P</u>	<u>W</u>			<u>X</u>						

Special Instructions/Comments: \_\_\_\_\_

**SEND DOCUMENTATION AND RESULTS TO:**

Name: TIFFANY HILL  
Company: CH2M  
Address: 1100 NE CIRCLE BLVD STE 300  
City: CORVALLIS State: OR Zip: 97330  
Phone: 541-768-3109 Fax: \_\_\_\_\_  
Email: TIFFANY.HILL@CH2M.COM

Container Types: P= HDPE, PJ= HDPE Jar  
O = Other: \_\_\_\_\_

Bottle Preservation Type: T = Thiosulfate,  
TZ = Trizma: \_\_\_\_\_

Matrix Types: AQ = Aqueous, DW = Drinking Water, EF = Effluent, PP = Pulp/Paper, SD = Sediment,  
SL = Sludge, SO = Soil, WW = Wastewater, B = Blood/Serum, O = Other: \_\_\_\_\_

**EXACT COPY OF THE ORIGINAL**

cooler #2 coc 3/3

INIT WNS 02/07/18



# CHAIN OF CUSTODY

**For Laboratory Use Only**  
 Work Order #: 1800267 Temp: 0.4 °C  
 Storage ID: WR-2 Storage Secured: Yes  No

Project ID: NAS W1 - AULT FIELD PO#: \_\_\_\_\_ Sampler: MORGAN BRUNO  
 (name)

TAT Standard:  21 days  
 (check one): Rush (surcharge may apply)  
 14 days  7 days Specify: \_\_\_\_\_

Invoice to: Name \_\_\_\_\_ Company \_\_\_\_\_ Address \_\_\_\_\_ City \_\_\_\_\_ State \_\_\_\_\_ Ph# \_\_\_\_\_ Fax# \_\_\_\_\_

Relinquished by (printed name and signature)	Date	Time	Received by (printed name and signature)	Date	Time
<u>MORGAN BRUNO</u>	<u>2/10/18</u>	<u>1200</u>			
<u>Rachel Glenn</u>	<u>2/6/18</u>	<u>1300</u>	<u>B. Benedict</u>	<u>02/07/18</u>	<u>1057</u>

SHIP TO: Vista Analytical Laboratory  
 1104 Windfield Way  
 El Dorado Hills, CA 95762  
 (916) 673-1520 \* Fax (916) 673-0106

Method of Shipment: \_\_\_\_\_  
 Tracking No.: \_\_\_\_\_

ATTN: \_\_\_\_\_

Add Analysis(es) Requested		Mod. EPA Method 537	EPA Method 537(DW only)	Comments
Container(s)				
Quantity	Type	Matrix	PFAS List 14	PFAS List 14
			PFAS List 14	PFAS List 14
			UCMR3 PFAS List 8	UCMR3 PFAS List 8
			Full List of 28	Full List of 28
			Other, Please List Below	Other, Please List Below

Sample ID	Date	Time	Location/Sample Description	Quantity	Type	Matrix	PFAS List 14	UCMR3 PFAS List 8	Full List of 28	Other, Please List Below	PFAS List 14	UCMR3 PFAS List 8	PFAS List 14	Comments
W1-AF-SB609-0501.5-0118	1/24/18	1345	SB609	1	PS	SO	X						X	
W1-AF-SB609-0607-0118	1/24/18	1350	SB609	1	PS	SO	X						X	
W1-AF-SB609-0607-0118	1/24/18	1355	SB609	1	PJ	SO	X						X	
W1-AF-SB609-0708-0118	1/24/18	1405	SB609	1	PS	SO	X						X	
W1-AF-SB609-3940-0118	1/24/18	1515	SB609	1	PJ	SO	X						X	
W1-AF-SB610-0001.5-0118	1/25/18	1530	SB610	1	PS	SO	X						X	
W1-AF-SB610-07500-0118	1/25/18	1555	SB610	1	PS	SO	X						X	
W1-AF-SB609-50-0118	1/25/18	1600	SB610	2	P	PP	X							
W1-AF-FB-012518	1/25/18	1605	SB610	2	P	PP	X							

Special Instructions/Comments: \_\_\_\_\_  
 \_\_\_\_\_  
 \_\_\_\_\_  
 \_\_\_\_\_

**SEND DOCUMENTATION AND RESULTS TO:**

Name: TIFFANY HILL  
 Company: CH2M  
 Address: 1100 NE CIRCLE BLVD STE 300  
 City: CORVALLIS State: OR Zip: 97330  
 Phone: 541-768-3109 Fax: \_\_\_\_\_  
 Email: TIFFANY.HILL@CH2M.COM

Container Types: P= HDPE, PJ= HDPE Jar      Bottle Preservation Type: T = Thiosulfate,      Matrix Types: AQ = Aqueous, DW = Drinking Water, EF = Effluent, PP = Pulp/Paper, SD = Sediment, O = Other.      TZ = Trizma: \_\_\_\_\_      SL = Sludge, SO = Soil, WW = Wastewater, B = Blood/Serum, O = Other: \_\_\_\_\_



# Chain of Custody Anomaly/Sample Acceptance Form



Client: CH2M Hill  
 Contact: Tiffany Hill  
 Email: tiffany.hill@ch2m.com  
 Phone: (541) 768-3109

Workorder Number: 1800267  
 Date Received: 07-Feb-18 10:29  
 Documented by/date: B.Benedict 02/07/18

Please review the following information and complete the Client Authorization section. To comply with NELAC regulations, we must receive authorization before proceeding with sample analysis.

Thank you,

Martha Maier  
 mmaier@vista-analytical.com  
 916-673-1520

**The following information or item is needed to proceed with analysis:**

- |  |   |   |
|--|---|---|
| <input type="checkbox"/> Complete Chain-of-Custody   | <input type="checkbox"/> Preservative                       | <input type="checkbox"/> Collector's Name |
| <input type="checkbox"/> Test Method Requested   | <input type="checkbox"/> Sample Identification              | <input type="checkbox"/> Sample Type      |
| <input type="checkbox"/> Analyte List Requested  | <input type="checkbox"/> Sample Collection Date and/or Time | <input type="checkbox"/> Sample Location  |
| <input checked="" type="checkbox"/> Other: Sample "WI-AF-FB-012318" listed on COC; not received. |   |   |

**The following anomalies were noted. Authorization is needed to proceed with analysis.**

- |   |   |     |           |
|---|---|-----|-----------|
| <input type="checkbox"/> Temperature outside < 6°C Range                            | Samples Affected: _____                             |     |           |
| Temperature _____ °C  | Ice Present?  | Yes | No Melted |
| <input type="checkbox"/> Sample ID Discrepancy                                      | <input type="checkbox"/> Insufficient Sample Size   |     |           |
| <input checked="" type="checkbox"/> Sample Holding Time Missed: See <b>Comments</b> | <input type="checkbox"/> Sample Container(s) Broken |     |           |
| <input type="checkbox"/> Custody Seals Broken                                       | <input type="checkbox"/> Incorrect Container Type   |     |           |

**Comments:** Samples collected before 01-24-18; Hold Times Missed

<b>Client Authorization</b>	
Proceed with Analysis: <input checked="" type="checkbox"/> YES <input type="checkbox"/> NO	Signature and Date <u>MM 2/2/18</u>
Client Comments/Instructions <u>per client, proceed with analyses.</u>	

## **EXTRACTION INFORMATION**

Process Sheet  
 Workorder: **1800267**



Prep Expiration: 2018-Feb-03  
 Client: CH2M Hill

Workorder Due: 19-Feb-18 00:00

TAT: 12

Method: **537M PFAS DOD (LOQ as mRL)**  
 Matrix: **Aqueous**

Prep Batch: 38 B0049

Version: 537 (14 Analyte)  
 DoD: DoD QSM 5.1

Prep Data Entered: 2-9-18 FR  
 Date and Initials

Initial Sequence: SOB0038

LabSampID	A/B	Prep Rec	Spike Rec	ClientSampleID	Comments	Location	Container
1800267-01	<u>A</u>	<input checked="" type="checkbox"/>	<input checked="" type="checkbox"/>	WI-AF-EB05-SO-0118		WR-2 E-4	HDPE Bottle, 125 mL
1800267-02		<input checked="" type="checkbox"/>	<input checked="" type="checkbox"/>	WI-AF-FB-012018		WR-2 E-4	HDPE Bottle, 125 mL
1800267-03		<input checked="" type="checkbox"/>	<input checked="" type="checkbox"/>	WI-AF-EB06-SO-0118		WR-2 E-4	HDPE Bottle, 125 mL
1800267-04		<input checked="" type="checkbox"/>	<input checked="" type="checkbox"/>	WI-AF-FB-012218		WR-2 E-4	HDPE Bottle, 125 mL
1800267-06		<input checked="" type="checkbox"/>	<input checked="" type="checkbox"/>	WI-AF-EB07-SO-0118		WR-2 E-4	HDPE Bottle, 125 mL
1800267-07		<input checked="" type="checkbox"/>	<input checked="" type="checkbox"/>	WI-AF-FB-012418		WR-2 E-4	HDPE Bottle, 125 mL
1800267-08		<input checked="" type="checkbox"/>	<input checked="" type="checkbox"/>	WI-AF-EB08-SO-0118		WR-2 E-4	HDPE Bottle, 125 mL
1800267-09		<input checked="" type="checkbox"/>	<input checked="" type="checkbox"/>	WI-AF-EB09-SO-0118		WR-2 E-4	HDPE Bottle, 125 mL
1800267-10		<input checked="" type="checkbox"/>	<input checked="" type="checkbox"/>	WI-AF-FB-012518		WR-2 E-4	HDPE Bottle, 125 mL

Pre-Prep Check Out: HC 2-8-18  
 Pre-Prep Check In: NA

Prep Check Out: NA  
 Prep Check In: NA

Prep Reconciled Initials/Date: HC 2-8-18  
 Spike Reconciled Initials/Date: KC 2/8/18  
 VialBoxID: Falkor

Batch: B8B0049

Matrix: Aqueous

LabNumber	WetWeight (Initial)	% Solids (Extraction Solids)	DryWeight	Final	Extracted	Ext By	Spike	SpikeAmount	ClientMatrix	Analysis	
1800260-01	0.2647 ✓	NA	NA	1000	08-Feb-18 14:00	HAC			Water	537M PFAS DOD (LOQ as	
1800260-02	0.26832 ✓			1000	08-Feb-18 14:00	HAC			Water	537M PFAS DOD (LOQ as	
1800260-03	0.27335 ✓			1000	08-Feb-18 14:00	HAC			Water	537M PFAS DOD (LOQ as	
1800260-04	0.273 ✓			1000	08-Feb-18 14:00	HAC			Water	537M PFAS DOD (LOQ as	
1800260-05	0.27215 ✓			1000	08-Feb-18 14:00	HAC			Water	537M PFAS DOD (LOQ as	
1800260-06	0.25837 ✓			1000	08-Feb-18 14:00	HAC			Water	537M PFAS DOD (LOQ as	
1800260-07	0.27464 ✓			1000	08-Feb-18 14:00	HAC			Water	537M PFAS DOD (LOQ as	
1800260-08	0.26786 ✓			1000	08-Feb-18 14:00	HAC			Water	537M PFAS DOD (LOQ as	
1800267-01	0.11177 ✓					1000	08-Feb-18 14:00	HAC		Aqueous	537M PFAS DOD (LOQ as
1800267-02	0.11669 ✓					1000	08-Feb-18 14:00	HAC		Aqueous	537M PFAS DOD (LOQ as
1800267-03	0.12119 ✓					1000	08-Feb-18 14:00	HAC		Aqueous	537M PFAS DOD (LOQ as
1800267-04	0.11669 ✓			1000	08-Feb-18 14:00	HAC		Aqueous	537M PFAS DOD (LOQ as		
1800267-06	0.11904 ✓			1000	08-Feb-18 14:00	HAC		Aqueous	537M PFAS DOD (LOQ as		
1800267-07	0.11994 ✓			1000	08-Feb-18 14:00	HAC		Aqueous	537M PFAS DOD (LOQ as		
1800267-08	0.12412 ✓			1000	08-Feb-18 14:00	HAC		Aqueous	537M PFAS DOD (LOQ as		
1800267-09	0.11908 ✓			1000	08-Feb-18 14:00	HAC		Aqueous	537M PFAS DOD (LOQ as		
1800267-10	0.12004 ✓			1000	08-Feb-18 14:00	HAC		Aqueous	537M PFAS DOD (LOQ as		
B8B0049-BLK1	0.25 ✓			1000	08-Feb-18 14:00	HAC				QC	
B8B0049-BS1	0.25 ✓			1000	08-Feb-18 14:00	HAC	17L2103 ✓	10 ✓		QC	
B8B0049-MS1	0.26986 ✓			1000	08-Feb-18 14:00	HAC	17L2103 ✓	10 ✓		QC	
B8B0049-MSD1	0.26779 ✓			1000	08-Feb-18 14:00	HAC	17L2103 ✓	10 ✓		QC	

FR 2-9-18

PREPARATION BENCH SHEET

Matrix: Aqueous

Method: 537M PFAS DOD (LOQ as mRL)

B8B0049

Chemist: HC  
 Prep Date/Time: 07-Feb-18 16:29  
 2-8-18 1400  
 HC

Prepared using: LCMS - SPE Extraction-LCMS

Cen	VISTA Sample ID	Date/Initials: <u>2-8-18 HC</u>				BalanceID: <u>HRMS-8</u>			IS/NS CHEM/WIT DATE	SPE	RS CHEM/WIT DATE
		pH Before	pH After	Chlorine (Cl)	Drops HCl Added	Bottle + Sample (g)	Bottle Only (g)	Sample Amt. (L)			
<input type="checkbox"/>	B8B0049-BLK1	5	2	0	2	NA	NA	(0.250) ✓	HC 7R 2-8-18	7R 2-8-18	LC 7R 2/8/18
<input type="checkbox"/>	B8B0049-BS1	5	2	0	2	↓	↓	(0.250) ✓			
<input type="checkbox"/>	B8B0049-MS1 1800260-01	4	2	0	2	298.91	29.05	0.26986			
<input type="checkbox"/>	B8B0049-MSD1 1800260-01	4	2	0	2	295.38	27.59	0.26779			
<input type="checkbox"/>	1800260-01	4	2	0	2	292.33	27.63	0.26470			
<input checked="" type="checkbox"/>	1800260-02	5	2	0	2	295.91	27.59	0.26832			
<input checked="" type="checkbox"/>	1800260-03 (A) (B)	6	2	0	5	300.60	27.25	0.27335			
<input checked="" type="checkbox"/>	1800260-04	6	2	0	7	302.10	29.10	0.27300			
<input type="checkbox"/>	1800260-05	4	2	0	2	301.35	29.20	0.27215			
<input checked="" type="checkbox"/>	1800260-06	4	2	0	2	287.46	29.09	0.25837			
<input checked="" type="checkbox"/>	1800260-07	4	2	0	2	302.29	27.65	0.27464			
<input checked="" type="checkbox"/>	1800260-08	6	2	0	5	294.91	27.05	0.26786			
<input type="checkbox"/>	1800267-01	4	2	0	1	138.48	26.71	0.11177 ✓			
<input type="checkbox"/>	1800267-02	4	2	0	1	143.30	26.61	0.11669 ✓			
<input type="checkbox"/>	1800267-03	4	2	0	1	147.80	26.61	0.12119 ✓			
<input type="checkbox"/>	1800267-04	4	2	0	1	143.34	26.65	0.11669 ✓			

IS: <u>17L2601, 10µL (V3)</u>	SPE Chem: <u>Strata X-AW 33µm <sup>200mg</sup>/<sub>6mL</sub></u>	Notes: (A) sample centrifuged twice HC 2-8-18 (B) used extra cartridge during SPE 7R 2-8-18 2 additional cartridges were used to SPE sample after eluting ~50 mL. Eluted into separate vials, spiking only one, for re-combination the next day.
IS SUP: <u>NA</u>	Ele SOLV: <u>0.5% NH<sub>4</sub>OH in MeOH/MeOH</u>	
NS: <u>17L2103, 10µL (V3)</u>	Final Volume(s) _____	
RS: <u>17L2332, 10µL (V3)</u>		

Comments: Assume 1 g = 1 mL  
 Cen = Centrifuged

PREPARATION BENCH SHEET

Matrix: Aqueous

B8B0049

Chemist: HC

Method: 537M PFAS DOD (LOQ as mRL)

Prep Date/Time: 07-Feb-18 16:29  
2-8-18 1400  
HC

Prepared using: LCMS - SPE Extraction-LCMS

		Date/Initials: <u>2-8-18 HC</u>			BalanceID: <u>HPMS-8</u>						
Cen	VISTA Sample ID	pH Before	pH After	Chlorine (Cl)	Drops HCl Added	Bottle + Sample (g)	Bottle Only (g)	Sample Amt. (L)	IS/NS CHEM/WIT DATE	SPE	RS CHEM/WIT DATE
<input type="checkbox"/>	1800267-06	4	2	0	1	145.75	26.71	0.11904 ✓	HC 7R 2-8-18	7R 2-8-18	LC 7R 2/8/18
<input type="checkbox"/>	1800267-07	4	2	0	1	146.70	26.76	0.11944 ✓	↓	↓	↓
<input type="checkbox"/>	1800267-08	4	2	0	1	150.90	26.78	0.12412 ✓	↓	↓	↓
<input type="checkbox"/>	1800267-09	4	2	0	1	145.74	26.66	0.11908	↓	↓	↓
<input type="checkbox"/>	1800267-10	4	2	0	1	146.73	26.69	0.12004	↓	↓	↓

IS: <u>17L2601, 10µL (V3)</u>	SPE Chem: <u>Strata X-AW 33µm <sup>200mg</sup>/<sub>6mL</sub></u> Ele SOLV: <u>0.5% NH<sub>4</sub>OH in MeOH/MeOH</u> Final Volume(s) _____	Notes:
IS SUP: <u>NA</u>		
NS: <u>17L2103, 10µL (V3)</u>		
RS: <u>17L2332, 10µL (V3)</u>		

Comments: Assume 1 g = 1 mL  
Cen = Centrifuged

**SAMPLE DATA – MODIFIED EPA METHOD 537**

Dataset: F:\Projects\PFAS.PRO\Results\180215M1\180215M1-70.qld

Last Altered: Tuesday, February 20, 2018 11:38:05 Pacific Standard Time

Printed: Tuesday, February 20, 2018 11:38:30 Pacific Standard Time

Method: F:\Projects\PFAS.PRO\MethDB\PFAS\_FULL\_80C\_021318.mdb 15 Feb 2018 10:31:04

Calibration: F:\Projects\PFAS.PRO\CurveDB\C18\_VAL-PFAS\_Q4\_02-15-18-FULL.cdb 16 Feb 2018 11:08:51

Name: 180215M1\_70, Date: 16-Feb-2018, Time: 05:57:50, ID: B8B0049-BLK1 Method Blank 0.25, Description: Method Blank

	# Name	Trace	Area	IS Area	Wt./Vol.	RRF	Pred.RT	RT	y Axis Resp.	Conc.	%Rec
1	3 PFBS	299.0 > 79.7		1.21e3	0.250		2.60				
2	5 PFHxA	313.2 > 268.9		3.13e3	0.250		3.19				
3	7 PFHpA	363.0 > 318.9		8.48e3	0.250		3.81				
4	8 L-PFHxS	398.9 > 79.6		1.05e3	0.250		3.85				
5	11 L-PFOA	413 > 368.7		1.31e4	0.250		4.30				
6	14 PFNA	463.0 > 418.8		8.39e3	0.250		4.76				
7	16 L-PFOS	499 > 79.9		2.93e3	0.250		4.88				
8	18 PFDA	513 > 468.8		1.10e4	0.250		5.14				
9	21 N-MeFOSAA	570.1 > 419		3.32e3	0.250		5.29				
10	22 N-EtFOSAA	584.2 > 419		3.54e3	0.250		5.45				
11	23 PFUdA	563.0 > 518.9		9.96e3	0.250		5.46				



Dataset: F:\Projects\PFAS.PRO\Results\180215M1\180215M1-70.qld

Last Altered: Tuesday, February 20, 2018 11:38:05 Pacific Standard Time

Printed: Tuesday, February 20, 2018 11:38:42 Pacific Standard Time

Method: F:\Projects\PFAS.PRO\MethDB\PFAS\_FULL\_80C\_021318.mdb 15 Feb 2018 10:31:04

Calibration: F:\Projects\PFAS.PRO\CurveDB\C18\_VAL-PFAS\_Q4\_02-15-18-FULL.cdb 16 Feb 2018 11:08:51

Name: 180215M1\_70, Date: 16-Feb-2018, Time: 05:57:50, ID: B8B0049-BLK1 Method Blank 0.25, Description: Method Blank

#	Name	Trace	Area	IS Area	Wt./Vol.	RRF	Pred.RT	RT	y Axis Resp.	Conc.	%Rec
1	25 PFDa	612.9 > 569.0		8.43e3	0.250		5.74				
2	27 PFTDA	662.9 > 618.9		8.43e3	0.250		5.98				
3	28 PFTeDA	712.9 > 668.8		5.36e3	0.250		6.20				
4	36 13C3-PFBS	302. > 98.8	1.21e3	1.11e4	0.250	0.116	2.69	2.63	1.37	47.3640	94.7
5	37 13C2-PFHxA	315 > 269.8	3.13e3	1.11e4	0.250	0.711	3.19	3.13	3.53	19.8311	99.2
6	38 13C4-PFHpA	367.2 > 321.8	8.48e3	1.11e4	0.250	0.733	3.81	3.76	9.56	52.1746	104.3
7	39 18O2-PFHxS	403.0 > 102.6	1.05e3	3.18e3	0.250	0.386	3.96	3.90	4.14	42.8261	85.7
8	40 13C2-PFOA	414.9 > 369.7	1.31e4	9.48e3	0.250	1.282	4.33	4.28	17.2	53.7412	107.5
9	41 13C5-PFNA	468.2 > 422.9	8.39e3	1.03e4	0.250	0.935	4.76	4.71	10.2	43.4412	86.9
10	42 13C8-PFOSA	506.1 > 77.7	1.57e3	1.08e4	0.250	0.232	4.83	4.77	1.82	31.3000	62.6
11	43 13C8-PFOS	507.0 > 79.9	2.93e3	3.04e3	0.250	1.058	4.84	4.79	12.0	45.4602	90.9
12	44 13C2-PFDA	515.1 > 469.9	1.10e4	1.15e4	0.250	0.943	5.14	5.09	12.0	51.0593	102.1
13	45 d3-N-MeFOSAA	573.3 > 419	3.32e3	1.08e4	0.250	0.350	5.29	5.23	3.85	43.9496	87.9
14	46 d5-N-EtFOSAA	589.3 > 419	3.54e3	1.08e4	0.250	0.376	5.45	5.38	4.11	43.7160	87.4
15	47 13C2-PFUdA	565 > 519.8	9.96e3	1.08e4	0.250	1.020	5.46	5.41	11.5	45.2488	90.5
16	48 13C2-PFDoA	615.0 > 569.7	8.43e3	1.08e4	0.250	0.902	5.74	5.68	9.77	43.3204	86.6
17	49 d3-N-MeFOSA	515.2 > 168.9		1.08e4	0.250	0.099	5.84				
18	50 13C2-PFTeDA	714.8 > 669.6	5.36e3	1.08e4	0.250	0.420	6.20	6.15	6.21	59.0429	118.1
19	51 d5-N-ETFOSA	531.1 > 168.9		1.08e4	0.250	0.142	6.22				
20	52 13C2-PFHxDA	815 > 769.7	3.48e3	1.08e4	0.250	0.697	6.51	6.48	4.04	23.1644	115.8
21	53 d7-N-MeFOSE	623.1 > 58.9		1.08e4	0.250	0.119	6.31				
22	54 d9-N-EtFOSE	639.2 > 58.8		1.08e4	0.250	0.121	6.45				
23	55 13C4-PFBA	217. > 171.8	9.34e3	9.34e3	0.250	1.000	1.46	1.40	12.5	50.0000	100.0
24	56 13C5-PFHxA	318 > 272.9	1.11e4	1.11e4	0.250	1.000	3.19	3.13	12.5	50.0000	100.0
25	57 13C3-PFHxS	401.9 > 79.9	3.18e3	3.18e3	0.250	1.000	3.96	3.90	12.5	50.0000	100.0
26	58 13C8-PFOA	421.3 > 376	9.48e3	9.48e3	0.250	1.000	4.33	4.27	12.5	50.0000	100.0
27	59 13C9-PFNA	472.2 > 426.9	1.03e4	1.03e4	0.250	1.000	4.70	4.71	12.5	50.0000	100.0
28	60 13C4-PFOS	503 > 79.9	3.04e3	3.04e3	0.250	1.000	4.84	4.79	12.5	50.0000	100.0
29	61 13C6-PFDA	519.1 > 473.7	1.15e4	1.15e4	0.250	1.000	5.14	5.08	12.5	50.0000	100.0
30	62 13C7-PFUdA	570.1 > 524.8	1.08e4	1.08e4	0.250	1.000	5.46	5.41	12.5	50.0000	100.0
31	63 Total PFHxS	398.9 > 79.6	0.00e0	1.05e3	0.250		3.85		0.000		
32	64 Total PFOA	413 > 368.7	0.00e0	1.31e4	0.250		4.21		0.000		

Dataset: F:\Projects\PFAS.PRO\Results\180215M1\180215M1-70.qld

Last Altered: Tuesday, February 20, 2018 11:38:05 Pacific Standard Time

Printed: Tuesday, February 20, 2018 11:38:42 Pacific Standard Time

**Name: 180215M1\_70, Date: 16-Feb-2018, Time: 05:57:50, ID: B8B0049-BLK1 Method Blank 0.25, Description: Method Blank**

	# Name	Trace	Area	IS Area	Wt./Vol.	RRF	Pred.RT	RT	y Axis Resp.	Conc.	%Rec
33	65 Total PFOS	499 > 79.9	0.00e0	2.93e3	0.250		4.73		0.000		
34	66 Total N-MeFOSAA	570.1 > 419	0.00e0	3.32e3	0.250		5.29		0.000		
35	67 Total N-EtFOSAA	584.2 > 419	0.00e0	3.54e3	0.250		5.45		0.000		

Dataset: F:\Projects\PFAS.PRO\Results\180215M1\180215M1-70.qld

Last Altered: Tuesday, February 20, 2018 11:38:05 Pacific Standard Time

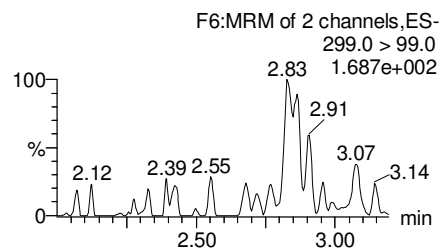
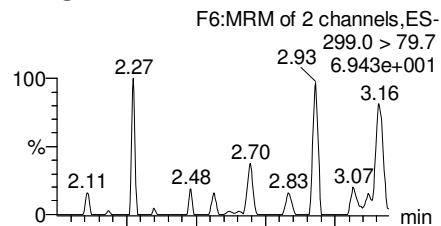
Printed: Tuesday, February 20, 2018 11:38:42 Pacific Standard Time

Method: F:\Projects\PFAS.PRO\MethDB\PFAS\_FULL\_80C\_021318.mdb 15 Feb 2018 10:31:04

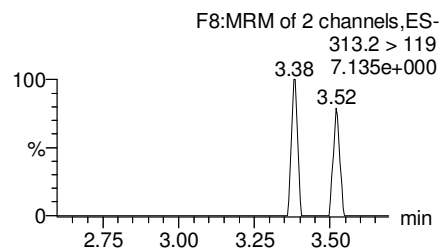
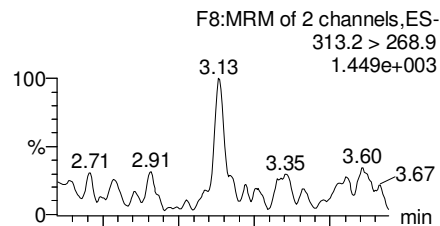
Calibration: F:\Projects\PFAS.PRO\CurveDB\C18\_VAL-PFAS\_Q4\_02-15-18-FULL.cdb 16 Feb 2018 11:08:51

Name: 180215M1\_70, Date: 16-Feb-2018, Time: 05:57:50, ID: B8B0049-BLK1 Method Blank 0.25, Description: Method Blank

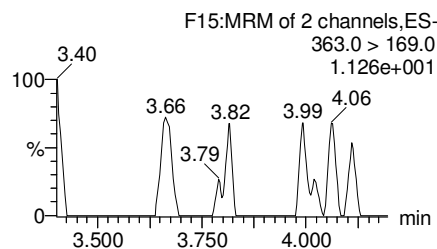
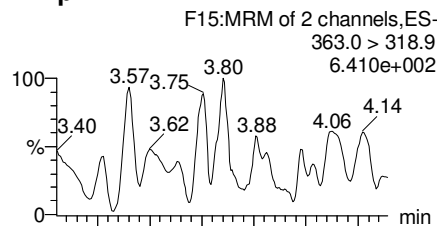
**PFBS**



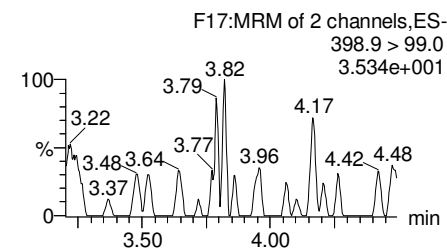
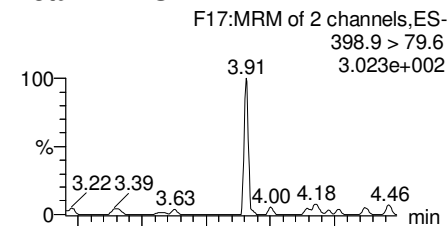
**PFHxA**



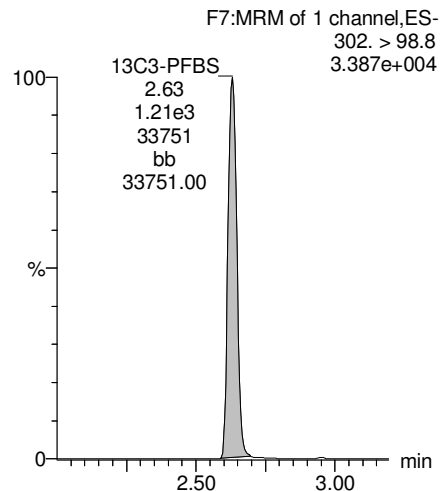
**PFHpA**



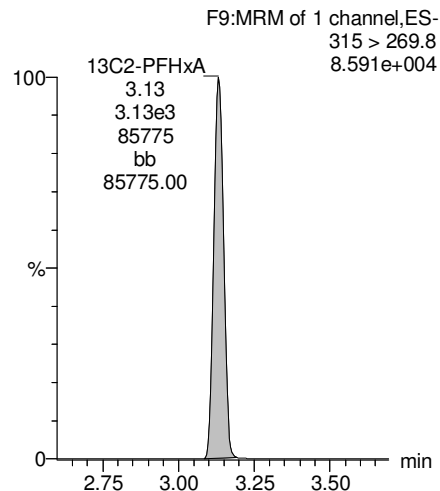
**Total PFHxS**



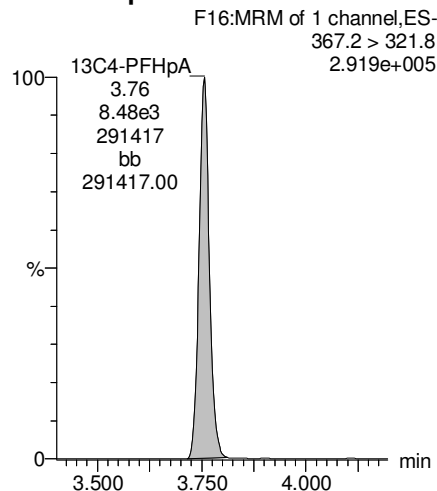
**13C3-PFBS**



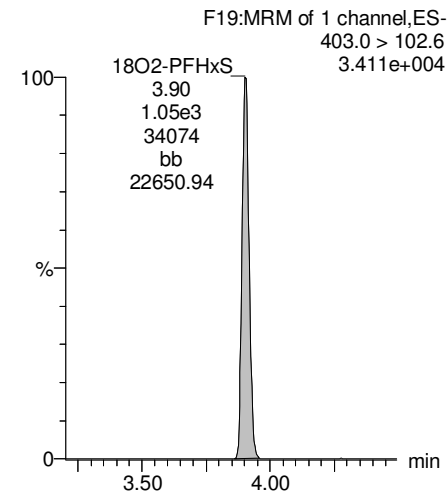
**13C2-PFHxA**



**13C4-PFHpA**



**18O2-PFHxS**



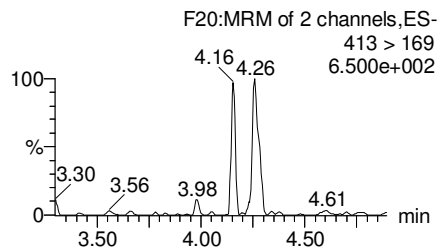
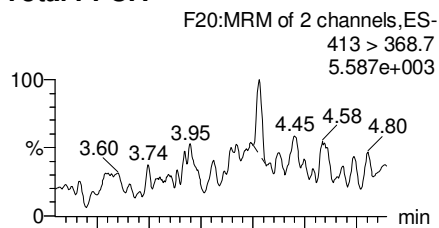
Dataset: F:\Projects\PFAS.PRO\Results\180215M1\180215M1-70.qld

Last Altered: Tuesday, February 20, 2018 11:38:05 Pacific Standard Time

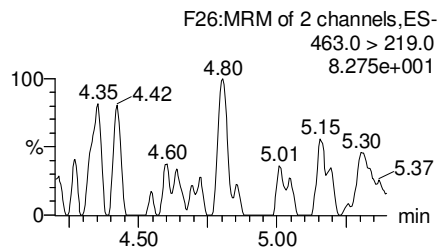
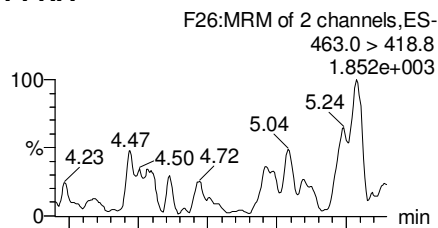
Printed: Tuesday, February 20, 2018 11:38:42 Pacific Standard Time

Name: 180215M1\_70, Date: 16-Feb-2018, Time: 05:57:50, ID: B8B0049-BLK1 Method Blank 0.25, Description: Method Blank

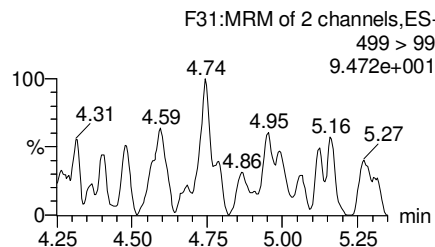
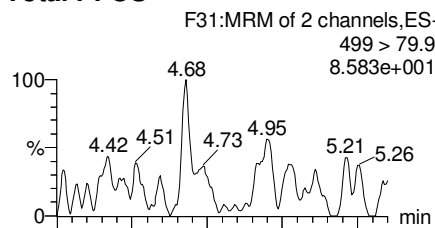
Total PFOA



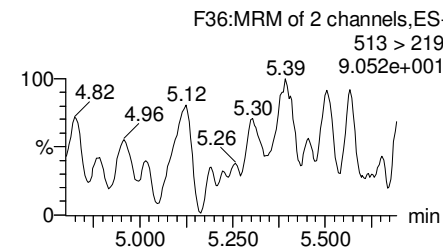
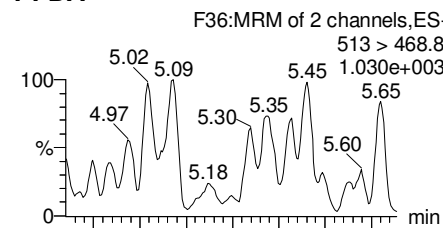
PFNA



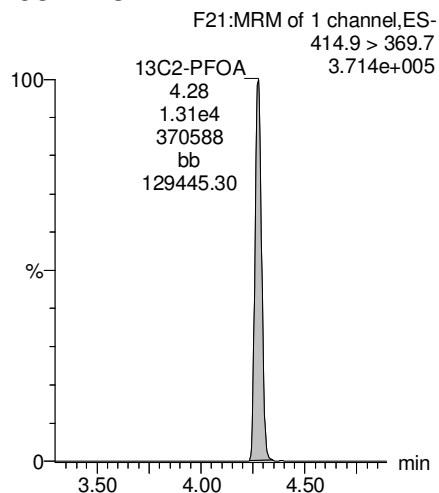
Total PFOS



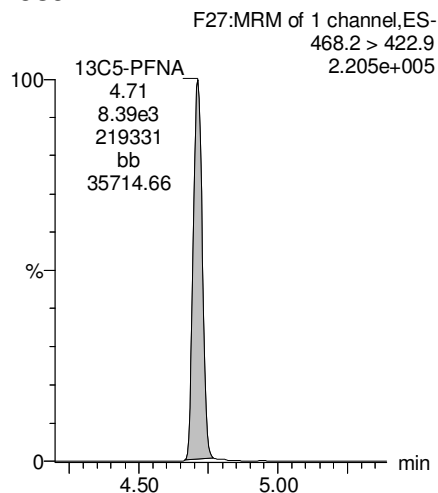
PFDA



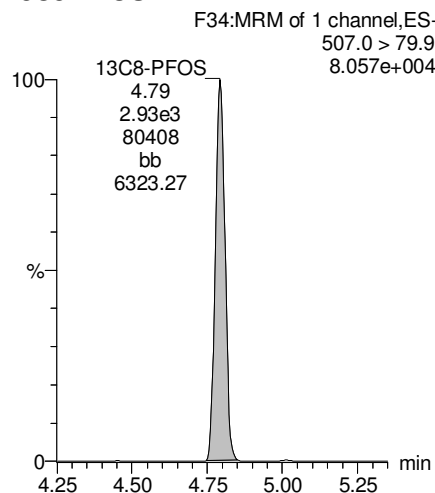
13C2-PFOA



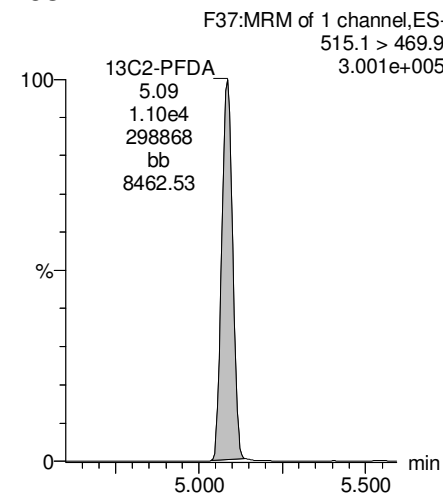
13C5-PFNA



13C8-PFOS



13C2-PFDA



Dataset: F:\Projects\PFAS.PRO\Results\180215M1\180215M1-70.qld

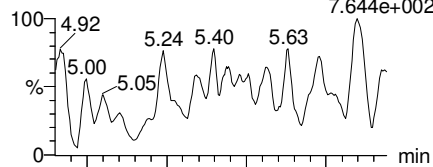
Last Altered: Tuesday, February 20, 2018 11:38:05 Pacific Standard Time

Printed: Tuesday, February 20, 2018 11:38:42 Pacific Standard Time

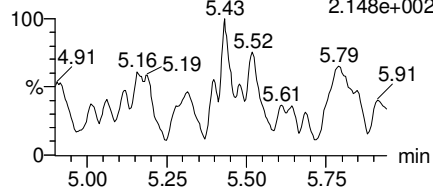
Name: 180215M1\_70, Date: 16-Feb-2018, Time: 05:57:50, ID: B8B0049-BLK1 Method Blank 0.25, Description: Method Blank

**PFUdA**

F45:MRM of 2 channels,ES-  
563.0 > 518.9  
7.644e+002

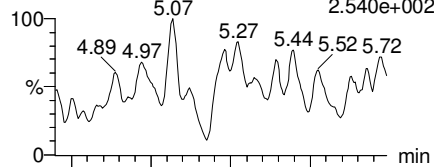


F45:MRM of 2 channels,ES-  
563.0 > 269  
2.148e+002

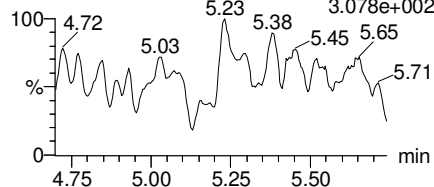


**N-MeFOSAA**

F47:MRM of 2 channels,ES-  
570.1 > 419  
2.540e+002

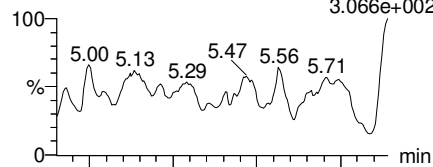


F47:MRM of 2 channels,ES-  
570.1 > 483.0  
3.078e+002

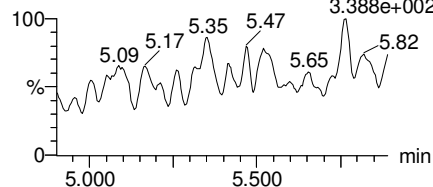


**N-EtFOSAA**

F50:MRM of 2 channels,ES-  
584.2 > 419  
3.066e+002

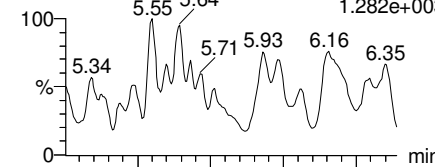


F50:MRM of 2 channels,ES-  
584.2 > 483.0  
3.388e+002

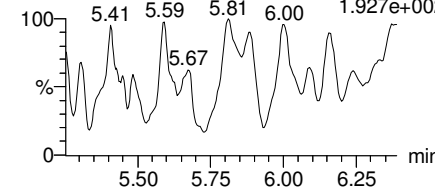


**PFDaA**

F53:MRM of 4 channels,ES-  
612.9 > 569.0  
1.282e+003

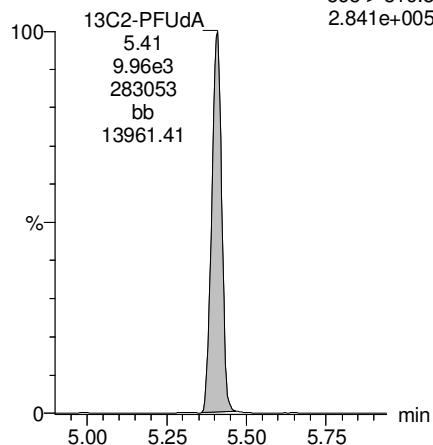


F53:MRM of 4 channels,ES-  
612.9 > 318.8  
1.927e+002



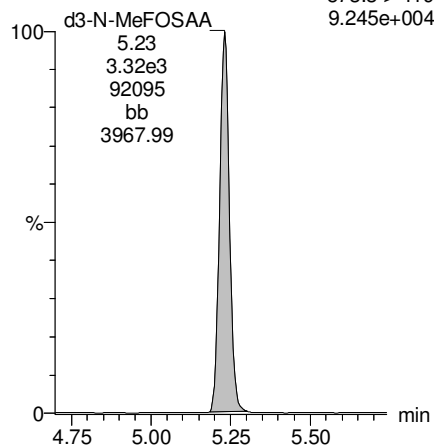
**13C2-PFUdA**

F46:MRM of 1 channel,ES-  
565 > 519.8  
2.841e+005



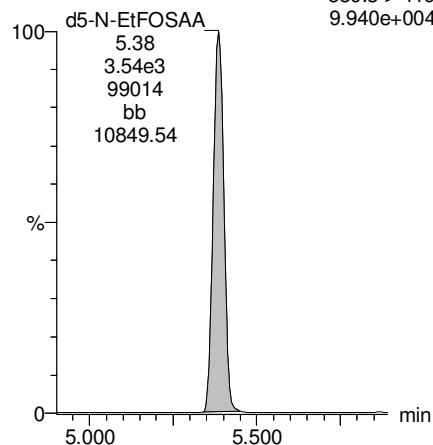
**d3-N-MeFOSAA**

F49:MRM of 1 channel,ES-  
573.3 > 419  
9.245e+004



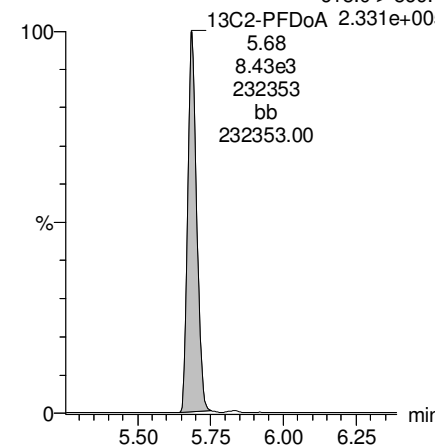
**d5-N-EtFOSAA**

F51:MRM of 1 channel,ES-  
589.3 > 419  
9.940e+004



**13C2-PFDaA**

F54:MRM of 2 channels,ES-  
615.0 > 569.7  
2.331e+005



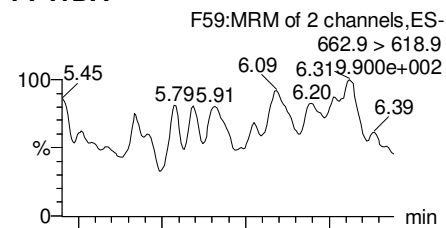
Dataset: F:\Projects\PFAS.PRO\Results\180215M1\180215M1-70.qld

Last Altered: Tuesday, February 20, 2018 11:38:05 Pacific Standard Time

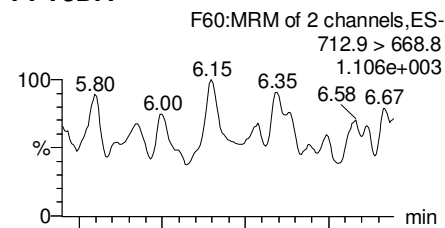
Printed: Tuesday, February 20, 2018 11:38:42 Pacific Standard Time

Name: 180215M1\_70, Date: 16-Feb-2018, Time: 05:57:50, ID: B8B0049-BLK1 Method Blank 0.25, Description: Method Blank

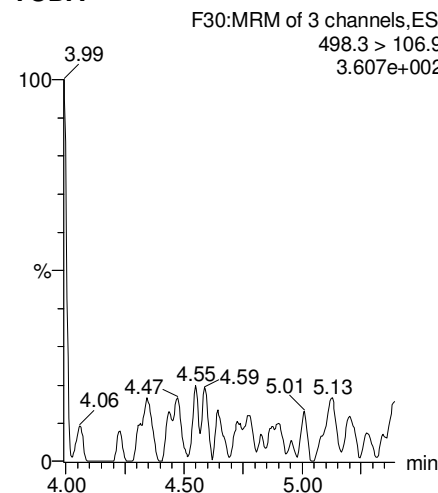
**PFTrDA**



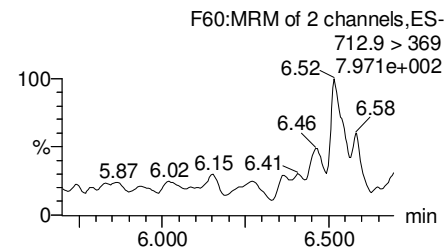
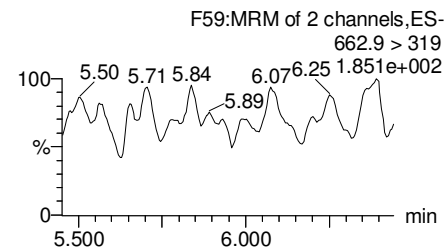
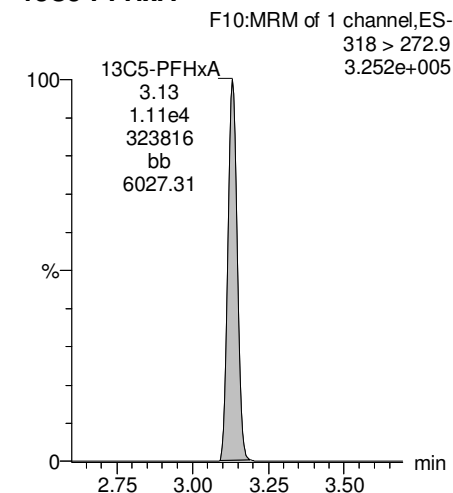
**PFTeDA**



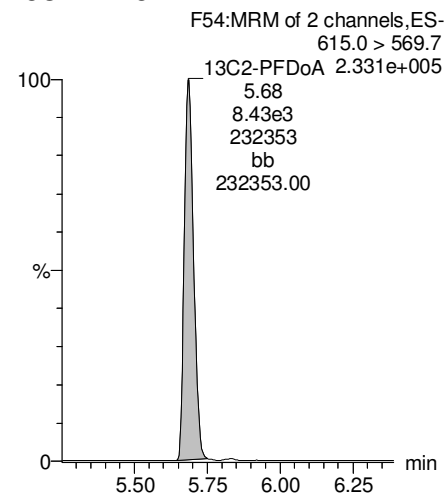
**TCDA**



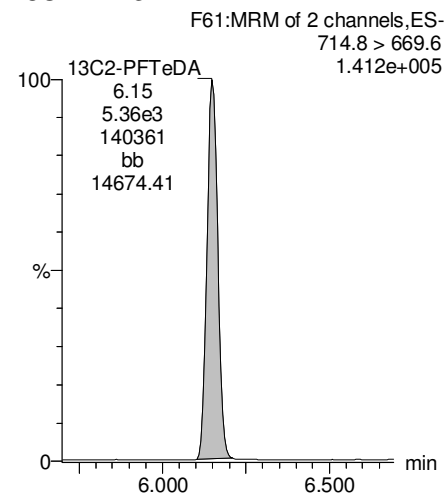
**13C5-PFHxA**



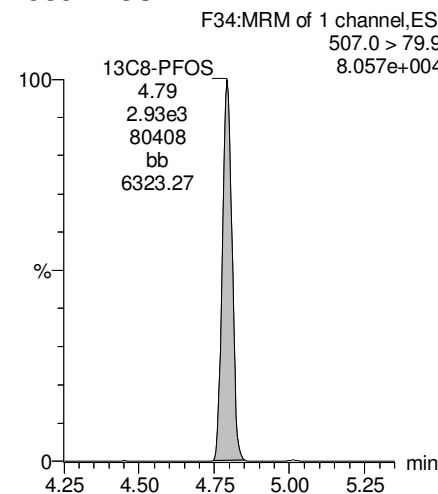
**13C2-PFDoA**



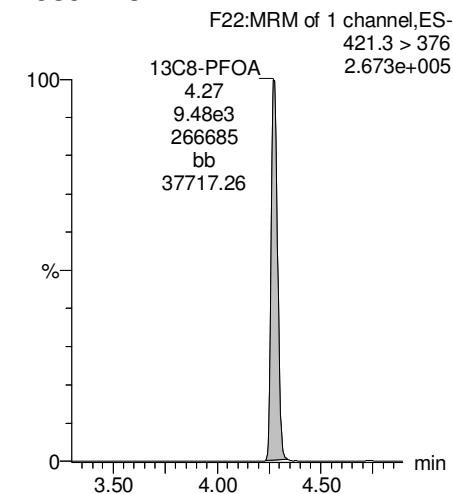
**13C2-PFTeDA**



**13C8-PFOS**



**13C8-PFOA**



Dataset: F:\Projects\PFAS.PRO\Results\180215M1\180215M1-70.qld

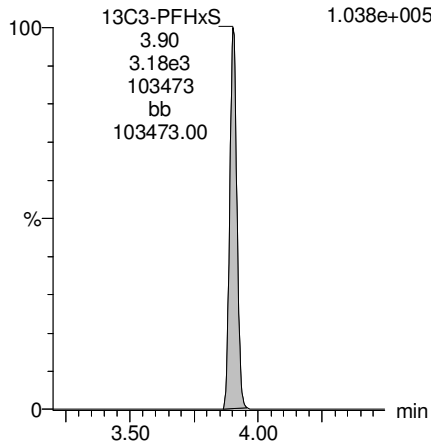
Last Altered: Tuesday, February 20, 2018 11:38:05 Pacific Standard Time

Printed: Tuesday, February 20, 2018 11:38:42 Pacific Standard Time

Name: 180215M1\_70, Date: 16-Feb-2018, Time: 05:57:50, ID: B8B0049-BLK1 Method Blank 0.25, Description: Method Blank

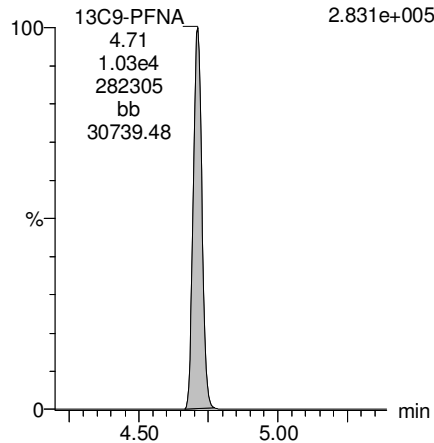
**13C3-PFHxS**

F18:MRM of 1 channel,ES-  
401.9 > 79.9  
1.038e+005



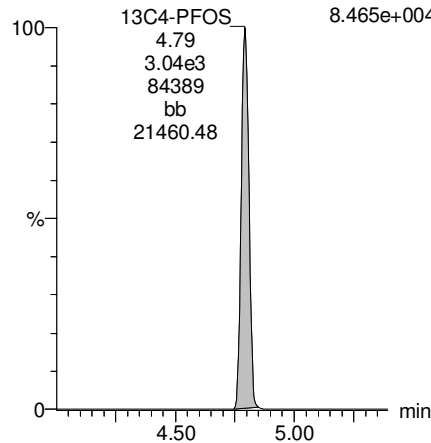
**13C9-PFNA**

F28:MRM of 1 channel,ES-  
472.2 > 426.9  
2.831e+005



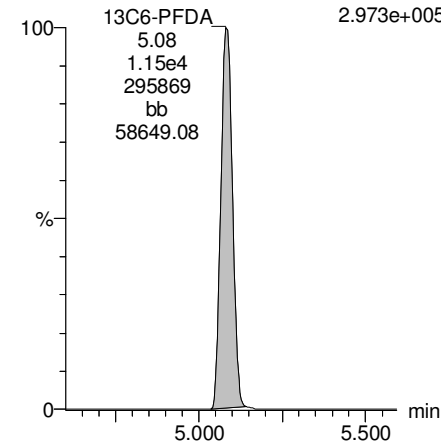
**13C4-PFOS**

F32:MRM of 1 channel,ES-  
503 > 79.9  
8.465e+004



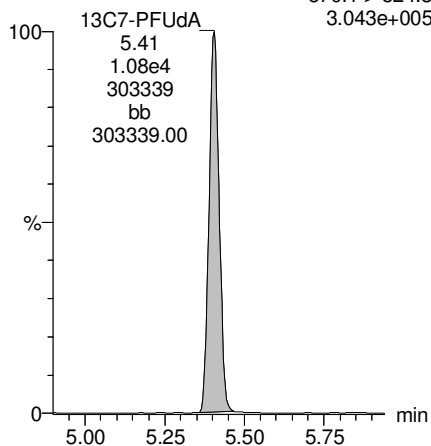
**13C6-PFDA**

F39:MRM of 1 channel,ES-  
519.1 > 473.7  
2.973e+005



**13C7-PFUDA**

F48:MRM of 1 channel,ES-  
570.1 > 524.8  
3.043e+005



Dataset: F:\Projects\PFAS.PRO\Results\180215M1\180215M1-69.qld

Last Altered: Sunday, February 18, 2018 17:33:56 Pacific Standard Time

Printed: Sunday, February 18, 2018 17:35:26 Pacific Standard Time

Method: F:\Projects\PFAS.PRO\MethDB\PFAS\_FULL\_80C\_021318.mdb 15 Feb 2018 10:31:04

Calibration: F:\Projects\PFAS.PRO\CurveDB\C18\_VAL-PFAS\_Q4\_02-15-18-FULL.cdb 16 Feb 2018 11:08:51

Name: 180215M1\_69, Date: 16-Feb-2018, Time: 05:46:20, ID: B8B0049-BS1 OPR 0.25, Description: OPR

	# Name	Trace	Area	IS Area	Wt./Vol.	RRF	Pred.RT	RT	y Axis Resp.	Conc.	%Rec
1	3 PFBS	299.0 > 79.7	2.06e3	1.32e3	0.250		2.60	2.63	19.5	43.7332	109.3
2	5 PFHxA	313.2 > 268.9	9.97e3	3.19e3	0.250		3.19	3.13	15.6	43.4207	108.6
3	7 PFHpA	363.0 > 318.9	8.44e3	7.60e3	0.250		3.81	3.76	13.9	45.6787	114.2
4	8 L-PFHxS	398.9 > 79.6	1.54e3	1.00e3	0.250		3.85	3.90	19.2	46.1592	115.4
5	11 L-PFOA	413 > 368.7	1.14e4	1.34e4	0.250		4.30	4.28	10.7	43.2606	108.2
6	14 PFNA	463.0 > 418.8	1.17e4	9.78e3	0.250		4.76	4.71	14.9	47.9235	119.8
7	16 L-PFOS	499 > 79.9	2.24e3	2.68e3	0.250		4.88	4.80	10.4	42.5469	106.4
8	18 PFDA	513 > 468.8	1.01e4	8.75e3	0.250		5.14	5.08	14.4	46.4013	116.0
9	21 N-MeFOSAA	570.1 > 419	3.92e3	2.92e3	0.250		5.29	5.23	16.8	52.3266	130.8
10	22 N-EtFOSAA	584.2 > 419	3.00e3	3.19e3	0.250		5.45	5.39	11.8	47.8201	119.6
11	23 PFUdA	563.0 > 518.9	9.56e3	1.16e4	0.250		5.46	5.40	10.3	43.0310	107.6

H



Dataset: F:\Projects\PFAS.PRO\Results\180215M1\180215M1-69.qld

Last Altered: Sunday, February 18, 2018 17:33:56 Pacific Standard Time

Printed: Sunday, February 18, 2018 17:35:38 Pacific Standard Time

Method: F:\Projects\PFAS.PRO\MethDB\PFAS\_FULL\_80C\_021318.mdb 15 Feb 2018 10:31:04

Calibration: F:\Projects\PFAS.PRO\CurveDB\C18\_VAL-PFAS\_Q4\_02-15-18-FULL.cdb 16 Feb 2018 11:08:51

Name: 180215M1\_69, Date: 16-Feb-2018, Time: 05:46:20, ID: B8B0049-BS1 OPR 0.25, Description: OPR

#	Name	Trace	Area	IS Area	Wt./Vol.	RRF	Pred.RT	RT	y Axis Resp.	Conc.	%Rec
1	25 PFDoA	612.9 > 569.0	8.02e3	8.14e3	0.250		5.74	5.69	12.3	42.2076	105.5
2	27 PFTrDA	662.9 > 618.9	9.15e3	8.14e3	0.250		5.98	5.93	14.0	41.3833	103.5
3	28 PFTeDA	712.9 > 668.8	8.50e3	5.38e3	0.250		6.20	6.15	19.7	36.9682	92.4
4	36 13C3-PFBS	302. > 98.8	1.32e3	1.13e4	0.250	0.116	2.69	2.63	1.45	50.3147	100.6
5	37 13C2-PFHxA	315 > 269.8	3.19e3	1.13e4	0.250	0.711	3.19	3.13	3.51	19.7465	98.7
6	38 13C4-PFHpA	367.2 > 321.8	7.60e3	1.13e4	0.250	0.733	3.81	3.76	8.38	45.7609	91.5
7	39 18O2-PFHxS	403.0 > 102.6	1.00e3	2.80e3	0.250	0.386	3.96	3.90	4.48	46.4295	92.9
8	40 13C2-PFOA	414.9 > 369.7	1.34e4	9.96e3	0.250	1.282	4.33	4.27	16.8	52.3710	104.7
9	41 13C5-PFNA	468.2 > 422.9	9.78e3	1.09e4	0.250	0.935	4.76	4.71	11.2	47.9186	95.8
10	42 13C8-PFOSA	506.1 > 77.7	1.43e3	1.10e4	0.250	0.232	4.83	4.77	1.62	27.8768	55.8
11	43 13C8-PFOS	507.0 > 79.9	2.68e3	2.91e3	0.250	1.058	4.84	4.79	11.5	43.5405	87.1
12	44 13C2-PFDA	515.1 > 469.9	8.75e3	1.00e4	0.250	0.943	5.14	5.08	10.9	46.2617	92.5
13	45 d3-N-MeFOSAA	573.3 > 419	2.92e3	1.10e4	0.250	0.350	5.29	5.23	3.32	37.8507	75.7
14	46 d5-N-EtFOSAA	589.3 > 419	3.19e3	1.10e4	0.250	0.376	5.45	5.38	3.62	38.5294	77.1
15	47 13C2-PFUdA	565 > 519.8	1.16e4	1.10e4	0.250	1.020	5.46	5.40	13.2	51.7121	103.4
16	48 13C2-PFDoA	615.0 > 569.7	8.14e3	1.10e4	0.250	0.902	5.74	5.68	9.24	40.9744	81.9
17	49 d3-N-MeFOSA	515.2 > 168.9		1.10e4	0.250	0.099	5.84				
18	50 13C2-PFTeDA	714.8 > 669.6	5.38e3	1.10e4	0.250	0.420	6.20	6.15	6.11	58.1594	116.3
19	51 d5-N-ETFOSA	531.1 > 168.9		1.10e4	0.250	0.142	6.22				
20	52 13C2-PFHxDA	815 > 769.7	3.31e3	1.10e4	0.250	0.697	6.51	6.48	3.76	21.5460	107.7
21	53 d7-N-MeFOSE	623.1 > 58.9		1.10e4	0.250	0.119	6.31				
22	54 d9-N-EtFOSE	639.2 > 58.8		1.10e4	0.250	0.121	6.45				
23	55 13C4-PFBA	217. > 171.8	9.30e3	9.30e3	0.250	1.000	1.46	1.40	12.5	50.0000	100.0
24	56 13C5-PFHxA	318 > 272.9	1.13e4	1.13e4	0.250	1.000	3.19	3.13	12.5	50.0000	100.0
25	57 13C3-PFHxS	401.9 > 79.9	2.80e3	2.80e3	0.250	1.000	3.96	3.90	12.5	50.0000	100.0
26	58 13C8-PFOA	421.3 > 376	9.96e3	9.96e3	0.250	1.000	4.33	4.27	12.5	50.0000	100.0
27	59 13C9-PFNA	472.2 > 426.9	1.09e4	1.09e4	0.250	1.000	4.70	4.71	12.5	50.0000	100.0
28	60 13C4-PFOS	503 > 79.9	2.91e3	2.91e3	0.250	1.000	4.84	4.79	12.5	50.0000	100.0
29	61 13C6-PFDA	519.1 > 473.7	1.00e4	1.00e4	0.250	1.000	5.14	5.09	12.5	50.0000	100.0
30	62 13C7-PFUdA	570.1 > 524.8	1.10e4	1.10e4	0.250	1.000	5.46	5.41	12.5	50.0000	100.0
31	63 Total PFHxS	398.9 > 79.6	1.54e3	1.00e3	0.250		3.85		19.2	46.1592	
32	64 Total PFOA	413 > 368.7	1.14e4	1.34e4	0.250		4.21		10.7	43.2606	

Dataset: F:\Projects\PFAS.PRO\Results\180215M1\180215M1-69.qld

Last Altered: Sunday, February 18, 2018 17:33:56 Pacific Standard Time

Printed: Sunday, February 18, 2018 17:35:38 Pacific Standard Time

Name: 180215M1\_69, Date: 16-Feb-2018, Time: 05:46:20, ID: B8B0049-BS1 OPR 0.25, Description: OPR

	# Name	Trace	Area	IS Area	Wt./Vol.	RRF	Pred.RT	RT	y Axis Resp.	Conc.	%Rec
33	65 Total PFOS	499 > 79.9	2.24e3	2.68e3	0.250		4.73		10.4	42.5469	
34	66 Total N-MeFOSAA	570.1 > 419	3.92e3	2.92e3	0.250		5.29		16.8	52.3266	
35	67 Total N-EtFOSAA	584.2 > 419	3.00e3	3.19e3	0.250		5.45		11.8	47.8201	

Dataset: F:\Projects\PFAS.PRO\Results\180215M1\180215M1-69.qld

Last Altered: Sunday, February 18, 2018 17:33:56 Pacific Standard Time

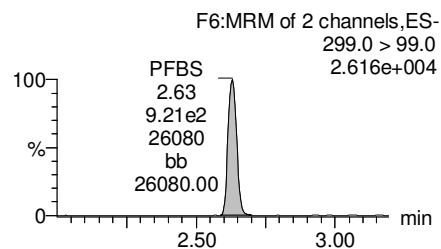
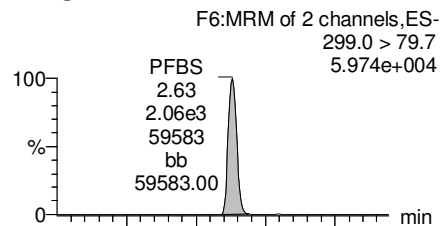
Printed: Sunday, February 18, 2018 17:35:38 Pacific Standard Time

Method: F:\Projects\PFAS.PRO\MethDB\PFAS\_FULL\_80C\_021318.mdb 15 Feb 2018 10:31:04

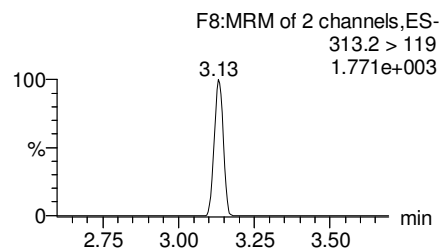
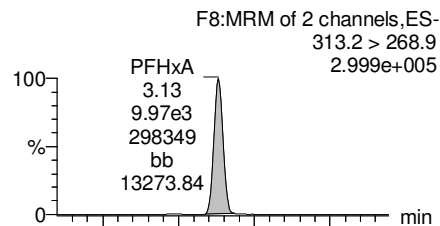
Calibration: F:\Projects\PFAS.PRO\CurveDB\C18\_VAL-PFAS\_Q4\_02-15-18-FULL.cdb 16 Feb 2018 11:08:51

Name: 180215M1\_69, Date: 16-Feb-2018, Time: 05:46:20, ID: B8B0049-BS1 OPR 0.25, Description: OPR

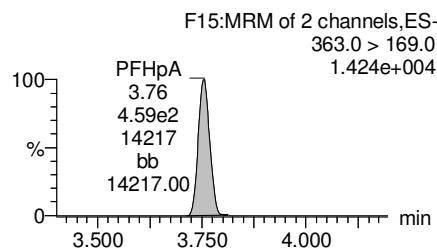
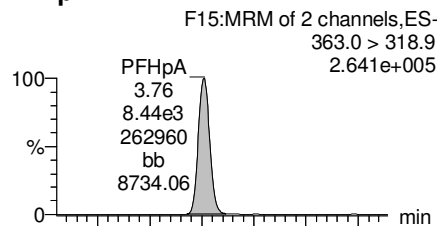
**PFBS**



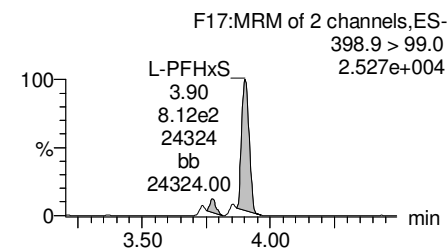
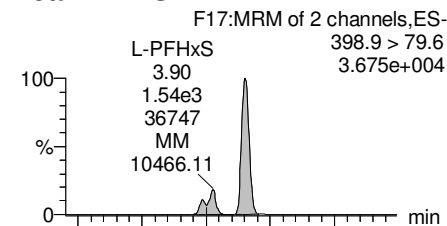
**PFHxA**



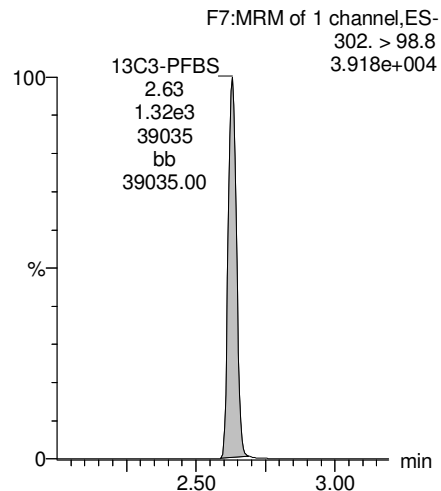
**PFHpA**



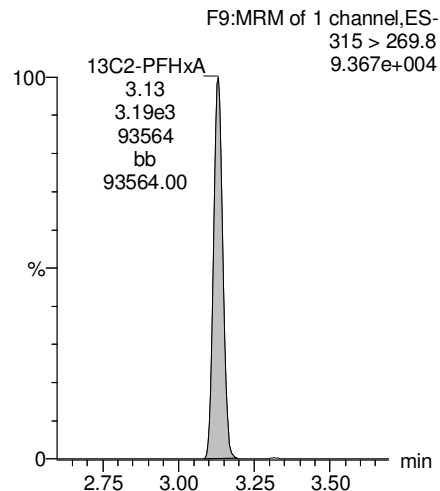
**Total PFHxS**



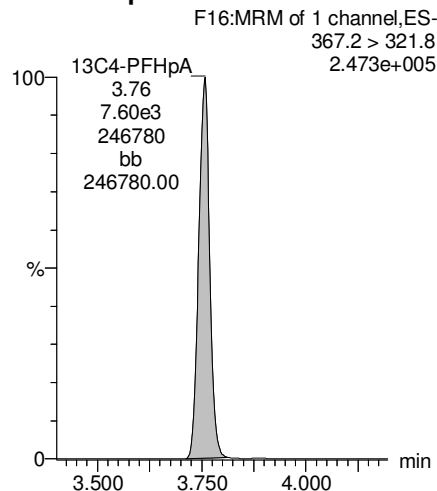
**13C3-PFBS**



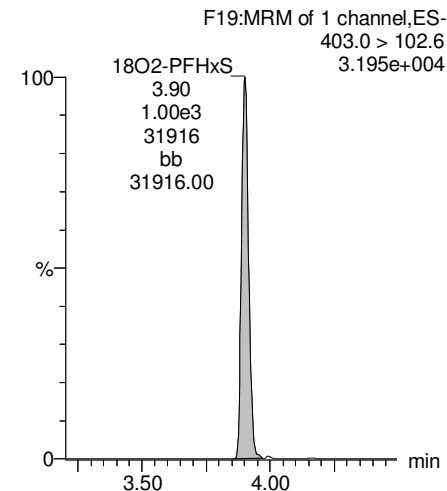
**13C2-PFHxA**



**13C4-PFHpA**



**18O2-PFHxS**



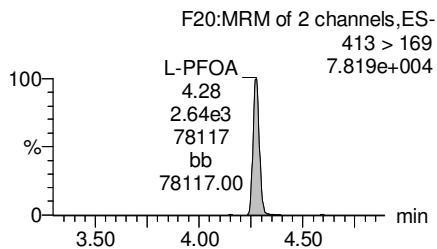
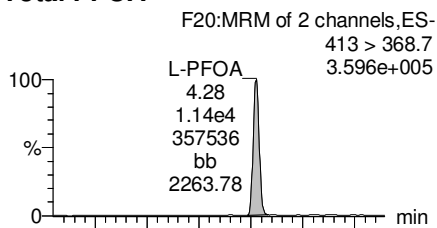
Dataset: F:\Projects\PFAS.PRO\Results\180215M1\180215M1-69.qld

Last Altered: Sunday, February 18, 2018 17:33:56 Pacific Standard Time

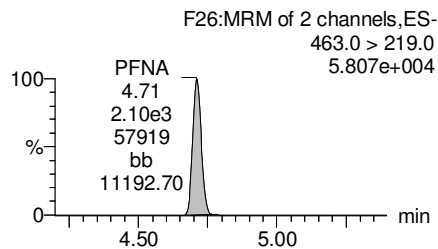
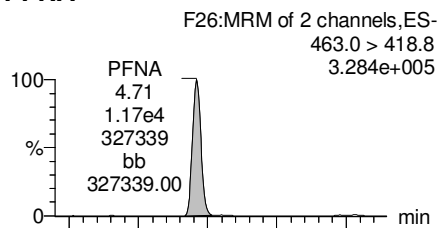
Printed: Sunday, February 18, 2018 17:35:38 Pacific Standard Time

Name: 180215M1\_69, Date: 16-Feb-2018, Time: 05:46:20, ID: B8B0049-BS1 OPR 0.25, Description: OPR

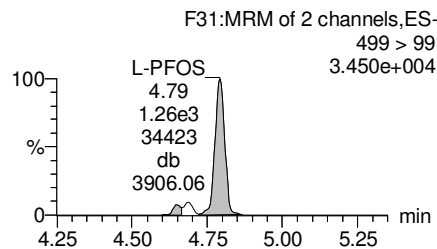
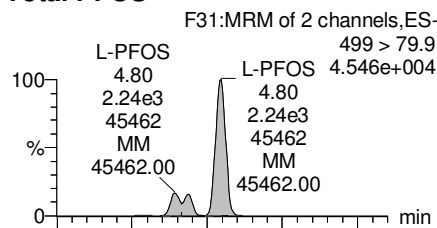
**Total PFOA**



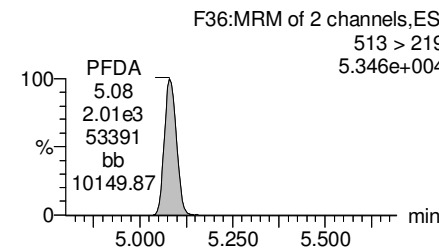
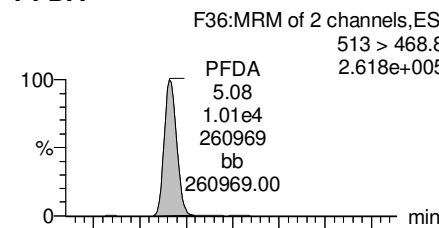
**PFNA**



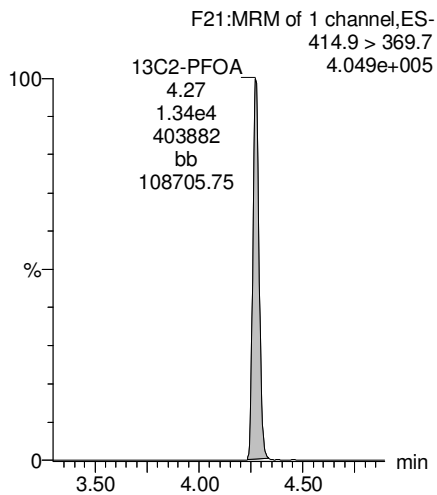
**Total PFOS**



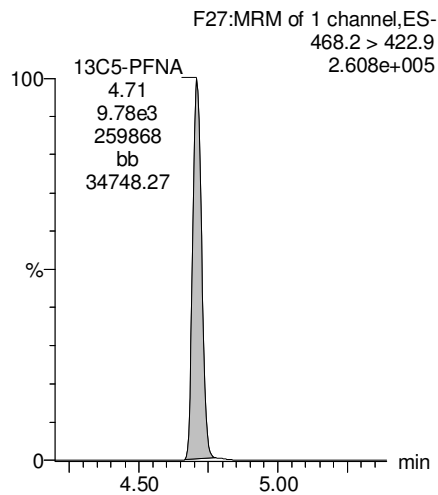
**PFDA**



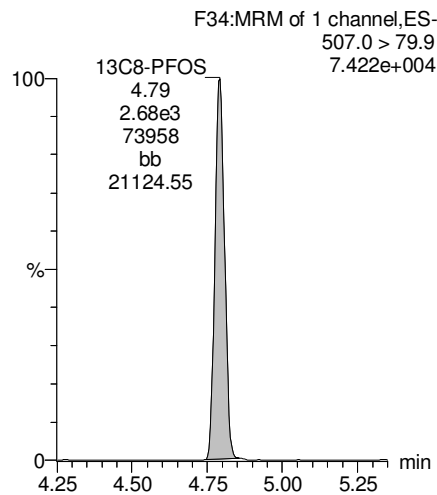
**13C2-PFOA**



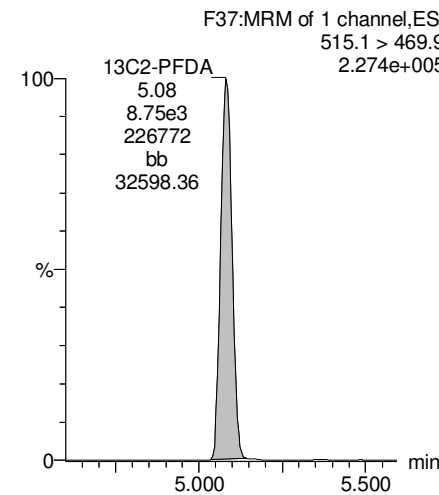
**13C5-PFNA**



**13C8-PFOS**



**13C2-PFDA**



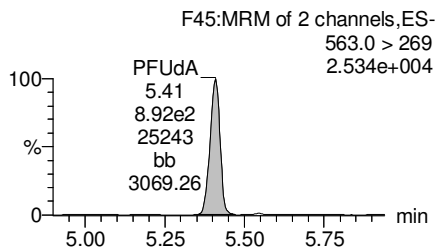
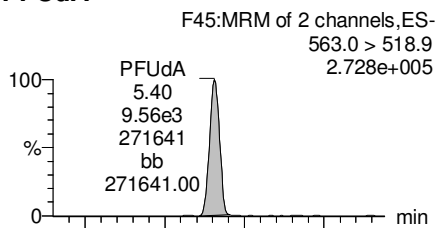
Dataset: F:\Projects\PFAS.PRO\Results\180215M1\180215M1-69.qld

Last Altered: Sunday, February 18, 2018 17:33:56 Pacific Standard Time

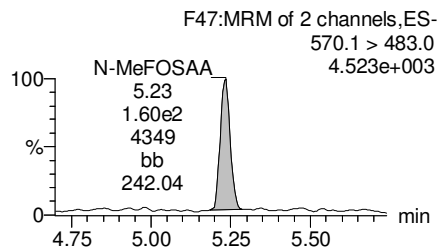
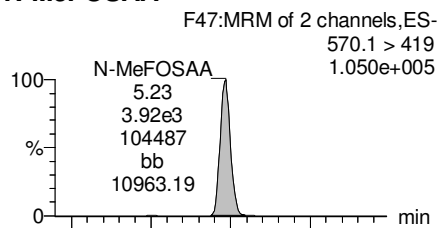
Printed: Sunday, February 18, 2018 17:35:38 Pacific Standard Time

Name: 180215M1\_69, Date: 16-Feb-2018, Time: 05:46:20, ID: B8B0049-BS1 OPR 0.25, Description: OPR

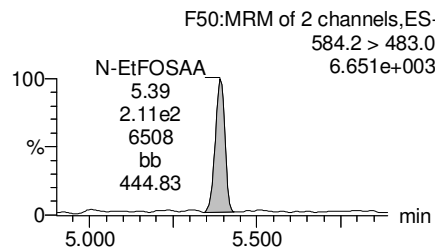
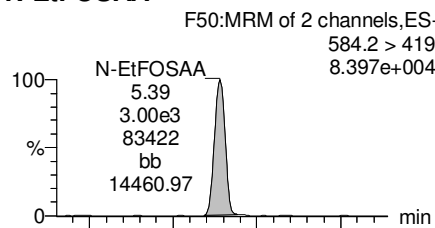
**PFUdA**



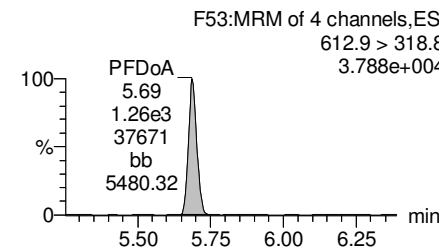
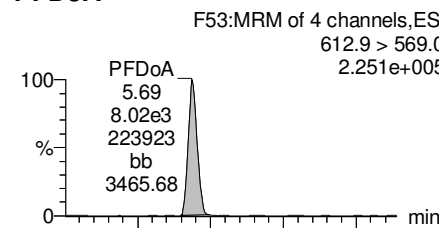
**N-MeFOSAA**



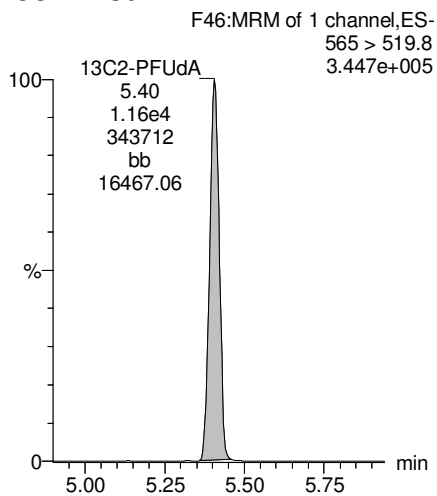
**N-EtFOSAA**



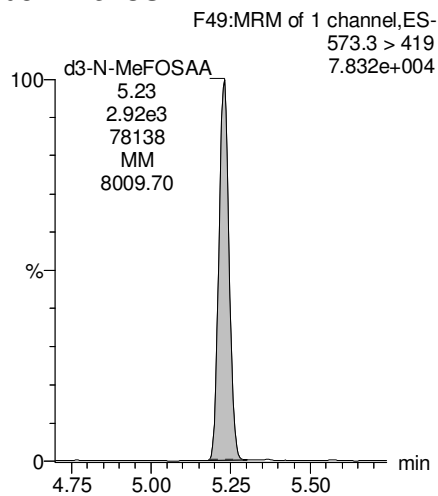
**PFDoA**



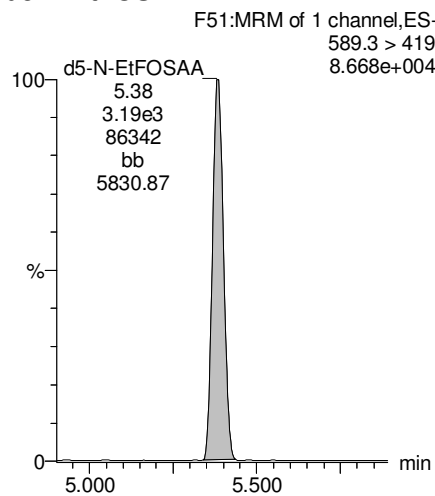
**13C2-PFUdA**



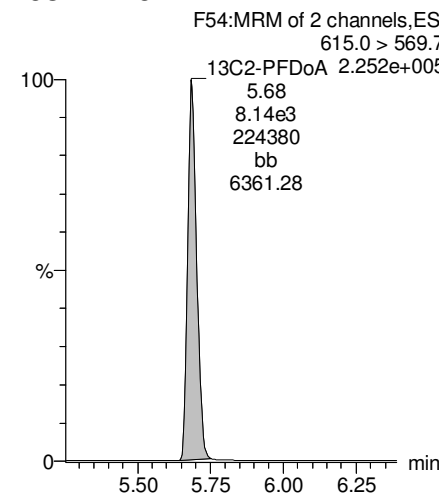
**d3-N-MeFOSAA**



**d5-N-EtFOSAA**



**13C2-PFDoA**



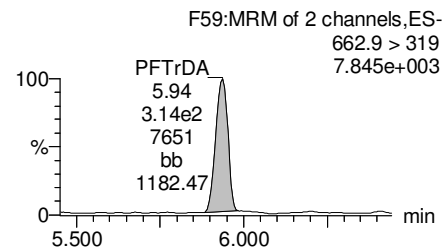
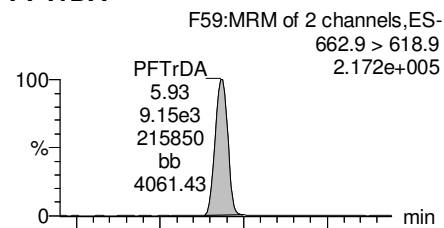
Dataset: F:\Projects\PFAS.PRO\Results\180215M1\180215M1-69.qld

Last Altered: Sunday, February 18, 2018 17:33:56 Pacific Standard Time

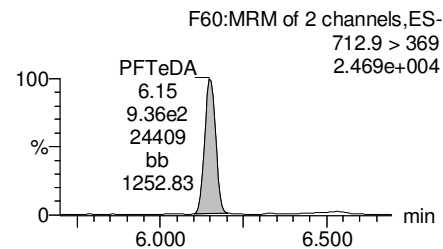
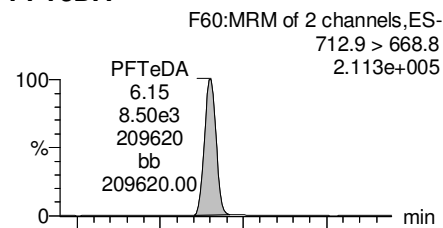
Printed: Sunday, February 18, 2018 17:35:38 Pacific Standard Time

Name: 180215M1\_69, Date: 16-Feb-2018, Time: 05:46:20, ID: B8B0049-BS1 OPR 0.25, Description: OPR

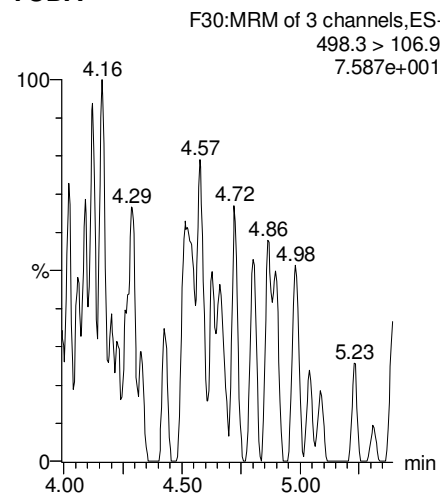
**PFTrDA**



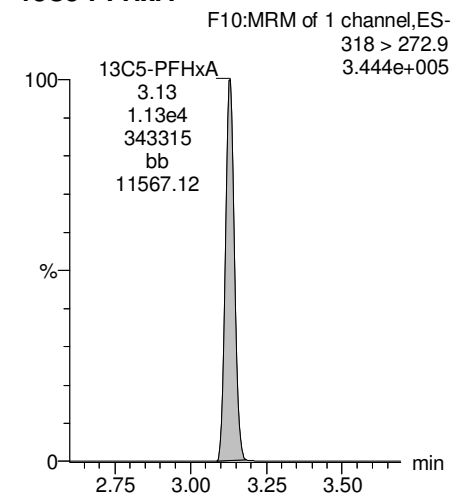
**PFTeDA**



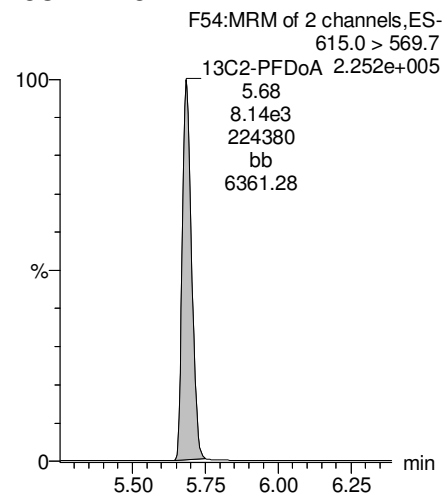
**TCDA**



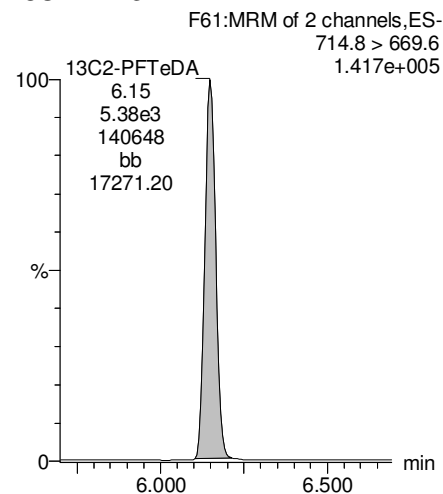
**13C5-PFHxA**



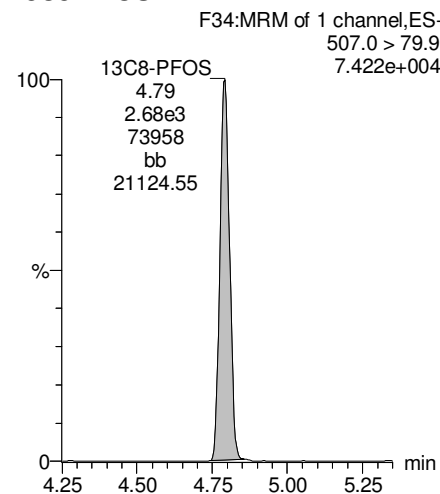
**13C2-PFDoA**



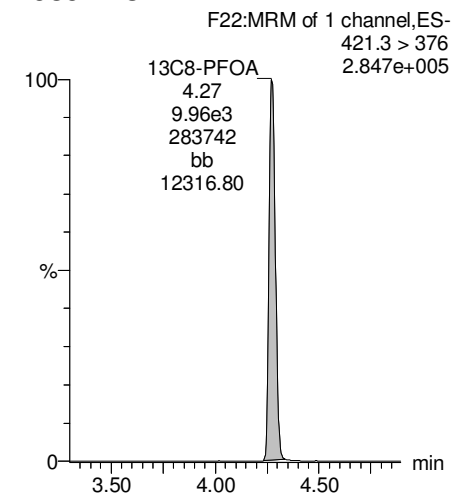
**13C2-PFTeDA**



**13C8-PFOS**



**13C8-PFOA**



Dataset: F:\Projects\PFAS.PRO\Results\180215M1\180215M1-69.qld

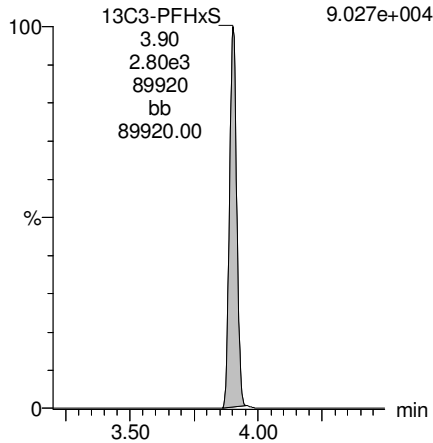
Last Altered: Sunday, February 18, 2018 17:33:56 Pacific Standard Time

Printed: Sunday, February 18, 2018 17:35:38 Pacific Standard Time

Name: 180215M1\_69, Date: 16-Feb-2018, Time: 05:46:20, ID: B8B0049-BS1 OPR 0.25, Description: OPR

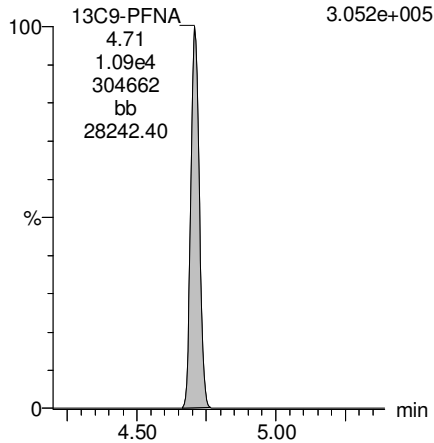
**13C3-PFHxS**

F18:MRM of 1 channel,ES-  
401.9 > 79.9  
9.027e+004



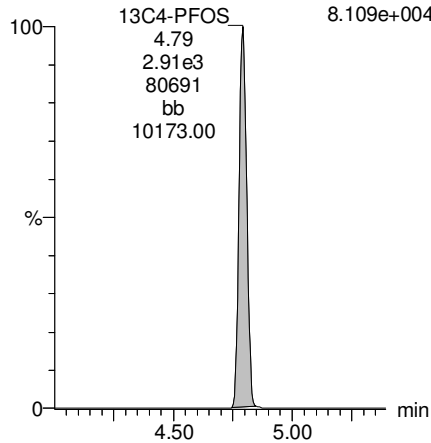
**13C9-PFNA**

F28:MRM of 1 channel,ES-  
472.2 > 426.9  
3.052e+005



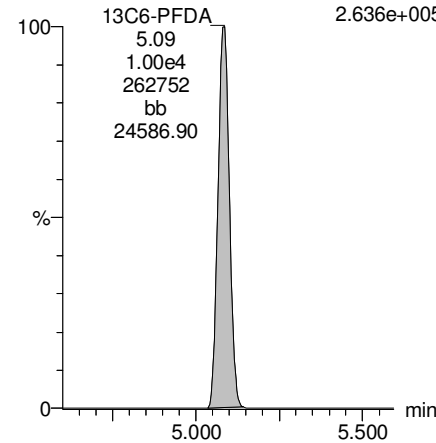
**13C4-PFOS**

F32:MRM of 1 channel,ES-  
503 > 79.9  
8.109e+004



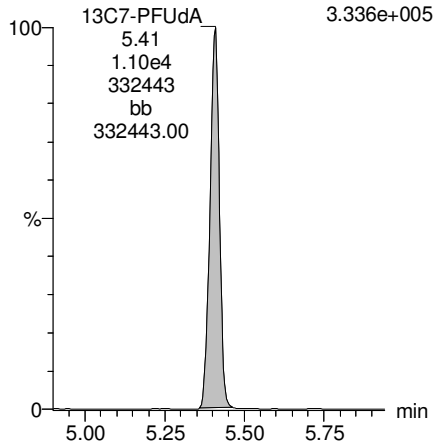
**13C6-PFDA**

F39:MRM of 1 channel,ES-  
519.1 > 473.7  
2.636e+005



**13C7-PFUDa**

F48:MRM of 1 channel,ES-  
570.1 > 524.8  
3.336e+005



Dataset: F:\Projects\PFAS.PRO\Results\180218M1\180218M1-22.qld

Last Altered: Tuesday, February 20, 2018 14:34:41 Pacific Standard Time

Printed: Tuesday, February 20, 2018 14:35:39 Pacific Standard Time

Method: F:\Projects\PFAS.PRO\MethDB\PFAS\_FULL\_80C\_021318.mdb 20 Feb 2018 14:17:29

Calibration: F:\Projects\PFAS.PRO\CurveDB\C18\_VAL-PFAS\_Q4\_02-18-18-FULL.cdb 20 Feb 2018 11:25:50

Name: 180218M1\_22, Date: 18-Feb-2018, Time: 17:49:35, ID: 1800267-01 WI-AF-EB05-SO-0118 0.11177, Description: WI-AF-EB05-SO-0118

	# Name	Trace	Area	IS Area	Wt./Vol.	RRF	Pred.RT	RT	y Axis Resp.	Conc.	%Rec
1	3 PFBS	299.0 > 79.7		1.79e3	0.112		2.60				
2	5 PFHxA	313.2 > 268.9		3.56e3	0.112		3.19				
3	7 PFHpA	363.0 > 318.9		8.98e3	0.112		3.81				
4	8 L-PFHxS	398.9 > 79.6		1.38e3	0.112		3.85				
5	11 L-PFOA	413 > 368.7	1.69e2	1.68e4	0.112		4.22	4.21	0.125	0.4459	
6	14 PFNA	463.0 > 418.8		1.13e4	0.112		4.76				
7	16 L-PFOS	499 > 79.9		3.31e3	0.112		4.74				
8	18 PFDA	513 > 468.8		9.96e3	0.112		5.14				
9	21 N-MeFOSAA	570.1 > 419		3.77e3	0.112		5.29				
10	22 N-EtFOSAA	584.2 > 419		4.71e3	0.112		5.45				
11	23 PFUdA	563.0 > 518.9		1.27e4	0.112		5.46				



Dataset: F:\Projects\PFAS.PRO\Results\180218M1\180218M1-22.qld

Last Altered: Tuesday, February 20, 2018 14:34:41 Pacific Standard Time

Printed: Tuesday, February 20, 2018 14:35:47 Pacific Standard Time

Method: F:\Projects\PFAS.PRO\MethDB\PFAS\_FULL\_80C\_021318.mdb 20 Feb 2018 14:17:29

Calibration: F:\Projects\PFAS.PRO\CurveDB\C18\_VAL-PFAS\_Q4\_02-18-18-FULL.cdb 20 Feb 2018 11:25:50

Name: 180218M1\_22, Date: 18-Feb-2018, Time: 17:49:35, ID: 1800267-01 WI-AF-EB05-SO-0118 0.11177, Description: WI-AF-EB05-SO-0118

#	Name	Trace	Area	IS Area	Wt./Vol.	RRF	Pred.RT	RT	y Axis Resp.	Conc.	%Rec	
1	25	PFDa	612.9 > 569.0	1.05e4	0.112		5.74					
2	27	PFTDA	662.9 > 618.9	1.05e4	0.112		5.98					
3	28	PFTeDA	712.9 > 668.8	7.23e3	0.112		6.20					
4	36	13C3-PFBS	302. > 98.8	1.79e3	1.38e4	0.112	0.128	2.69	2.57	1.62	113.6410	101.6
5	37	13C2-PFHxA	315 > 269.8	3.56e3	1.38e4	0.112	0.755	3.19	3.07	3.23	38.2626	85.5
6	38	13C4-PFHpA	367.2 > 321.8	8.98e3	1.38e4	0.112	0.770	3.81	3.69	8.15	94.7367	84.7
7	39	18O2-PFHxS	403.0 > 102.6	1.38e3	3.90e3	0.112	0.412	3.96	3.84	4.42	95.9306	85.8
8	40	13C2-PFOA	414.9 > 369.7	1.68e4	1.22e4	0.112	1.614	4.33	4.21	17.3	95.7341	85.6
9	41	13C5-PFNA	468.2 > 422.9	1.13e4	1.23e4	0.112	1.012	4.76	4.65	11.5	101.6093	90.9
10	42	13C8-PFOSA	506.1 > 77.7	1.83e3	1.76e4	0.112	0.312	4.83	4.71	1.30	37.3449	33.4
11	43	13C8-PFOS	507.0 > 79.9	3.31e3	3.80e3	0.112	1.017	4.84	4.74	10.9	95.7664	85.6
12	44	13C2-PFDA	515.1 > 469.9	9.96e3	1.56e4	0.112	1.013	5.14	5.03	8.00	70.6282	63.2
13	45	d3-N-MeFOSAA	573.3 > 419	3.77e3	1.76e4	0.112	0.404	5.29	5.18	2.68	59.3827	53.1
14	46	d5-N-EtFOSAA	589.3 > 419	4.71e3	1.76e4	0.112	0.443	5.45	5.33	3.35	67.6276	60.5
15	47	13C2-PFUdA	565 > 519.8	1.27e4	1.76e4	0.112	1.150	5.46	5.36	9.03	70.2357	62.8
16	48	13C2-PFDoA	615.0 > 569.7	1.05e4	1.76e4	0.112	0.956	5.74	5.64	7.48	70.0000	62.6
17	49	d3-N-MeFOSA	515.2 > 168.9		1.76e4	0.112	0.145	5.84				
18	50	13C2-PFTeDA	714.8 > 669.6	7.23e3	1.76e4	0.112	0.416	6.20	6.11	5.14	110.6944	99.0
19	51	d5-N-ETFOSA	531.1 > 168.9		1.76e4	0.112	0.212	6.22				
20	52	13C2-PFHxDA	815 > 769.7	4.82e3	1.76e4	0.112	0.701	6.51	6.44	3.43	43.7576	97.8
21	53	d7-N-MeFOSE	623.1 > 58.9		1.76e4	0.112	0.185	6.31				
22	54	d9-N-EtFOSE	639.2 > 58.8		1.76e4	0.112	0.165	6.45				
23	55	13C4-PFBA	217. > 171.8	1.08e4	1.08e4	0.112	1.000	1.46	1.34	12.5	111.8368	100.0
24	56	13C5-PFHxA	318 > 272.9	1.38e4	1.38e4	0.112	1.000	3.19	3.07	12.5	111.8368	100.0
25	57	13C3-PFHxS	401.9 > 79.9	3.90e3	3.90e3	0.112	1.000	3.96	3.84	12.5	111.8368	100.0
26	58	13C8-PFOA	421.3 > 376	1.22e4	1.22e4	0.112	1.000	4.33	4.21	12.5	111.8368	100.0
27	59	13C9-PFNA	472.2 > 426.9	1.23e4	1.23e4	0.112	1.000	4.70	4.65	12.5	111.8368	100.0
28	60	13C4-PFOS	503 > 79.9	3.80e3	3.80e3	0.112	1.000	4.84	4.74	12.5	111.8368	100.0
29	61	13C6-PFDA	519.1 > 473.7	1.56e4	1.56e4	0.112	1.000	5.14	5.03	12.5	111.8368	100.0
30	62	13C7-PFUdA	570.1 > 524.8	1.76e4	1.76e4	0.112	1.000	5.46	5.36	12.5	111.8368	100.0
31	63	Total PFHxS	398.9 > 79.6	0.00e0	1.38e3	0.112		3.85		0.000		
32	64	Total PFOA	413 > 368.7	1.69e2	1.68e4	0.112		4.21		0.125	0.4459	

Dataset: F:\Projects\PFAS.PRO\Results\180218M1\180218M1-22.qld

Last Altered: Tuesday, February 20, 2018 14:34:41 Pacific Standard Time

Printed: Tuesday, February 20, 2018 14:35:47 Pacific Standard Time

**Name: 180218M1\_22, Date: 18-Feb-2018, Time: 17:49:35, ID: 1800267-01 WI-AF-EB05-SO-0118 0.11177, Description: WI-AF-EB05-SO-0118**

	# Name	Trace	Area	IS Area	Wt./Vol.	RRF	Pred.RT	RT	y Axis Resp.	Conc.	%Rec
33	65 Total PFOS	499 > 79.9	0.00e0	3.31e3	0.112		4.73		0.000		
34	66 Total N-MeFOSAA	570.1 > 419	0.00e0	3.77e3	0.112		5.29		0.000		
35	67 Total N-EtFOSAA	584.2 > 419	0.00e0	4.71e3	0.112		5.45		0.000		

Dataset: F:\Projects\PFAS.PRO\Results\180218M1\180218M1-22.qld

Last Altered: Tuesday, February 20, 2018 14:34:41 Pacific Standard Time

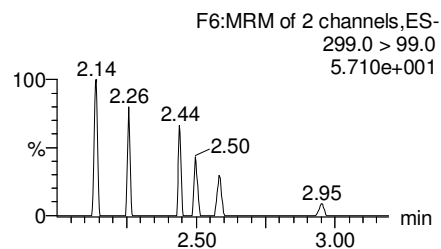
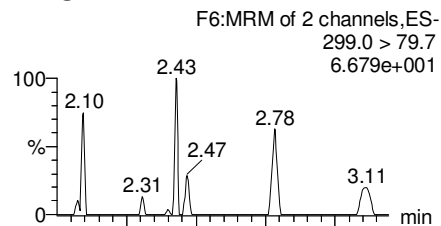
Printed: Tuesday, February 20, 2018 14:35:47 Pacific Standard Time

Method: F:\Projects\PFAS.PRO\MethDB\PFAS\_FULL\_80C\_021318.mdb 20 Feb 2018 14:17:29

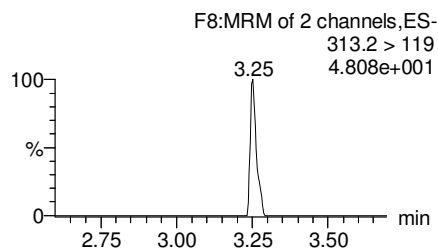
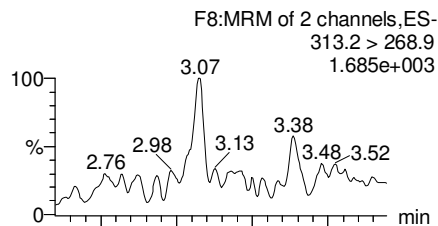
Calibration: F:\Projects\PFAS.PRO\CurveDB\C18\_VAL-PFAS\_Q4\_02-18-18-FULL.cdb 20 Feb 2018 11:25:50

Name: 180218M1\_22, Date: 18-Feb-2018, Time: 17:49:35, ID: 1800267-01 WI-AF-EB05-SO-0118 0.11177, Description: WI-AF-EB05-SO-0118

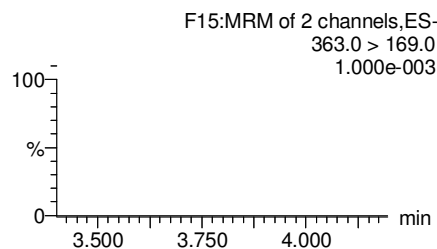
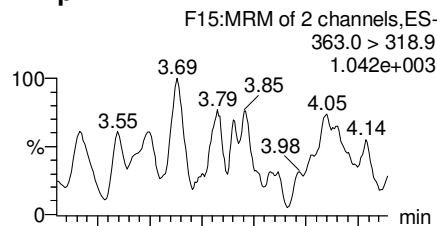
**PFBS**



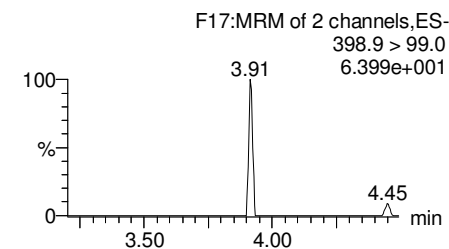
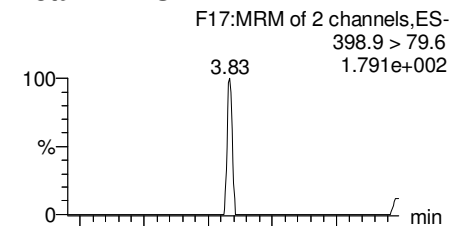
**PFHxA**



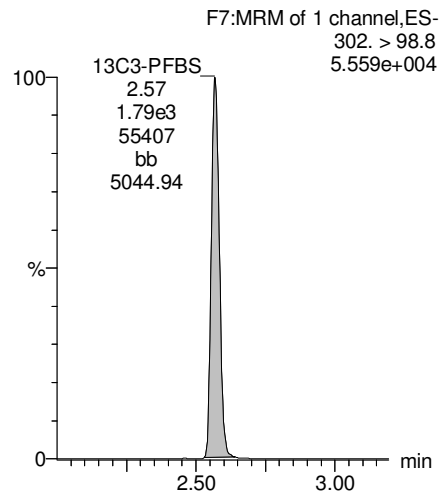
**PFHpA**



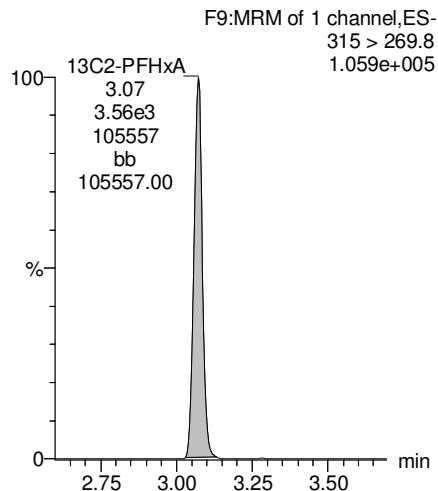
**Total PFHxS**



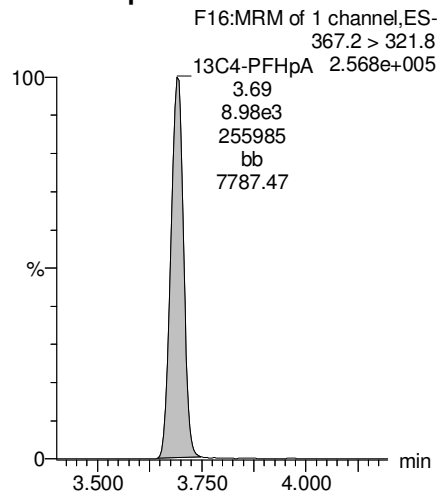
**13C3-PFBS**



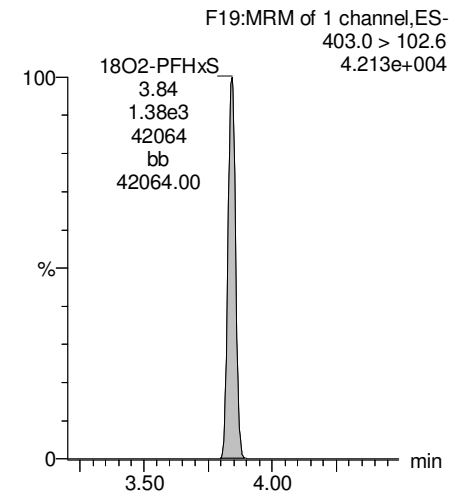
**13C2-PFHxA**



**13C4-PFHpA**



**18O2-PFHxS**



Dataset: F:\Projects\PFAS.PRO\Results\180218M1\180218M1-22.qld

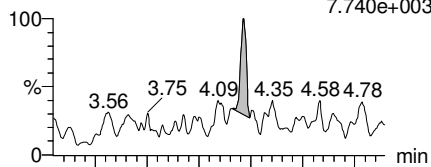
Last Altered: Tuesday, February 20, 2018 14:34:41 Pacific Standard Time

Printed: Tuesday, February 20, 2018 14:35:47 Pacific Standard Time

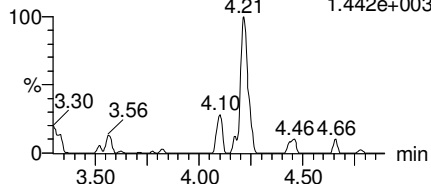
Name: 180218M1\_22, Date: 18-Feb-2018, Time: 17:49:35, ID: 1800267-01 WI-AF-EB05-SO-0118 0.11177, Description: WI-AF-EB05-SO-0118

**Total PFOA**

F20:MRM of 2 channels,ES-  
413 > 368.7  
7.740e+003

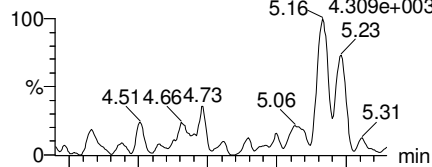


F20:MRM of 2 channels,ES-  
413 > 169  
1.442e+003

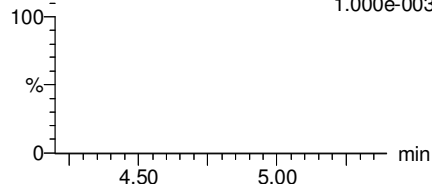


**PFNA**

F26:MRM of 2 channels,ES-  
463.0 > 418.8  
4.309e+003




F26:MRM of 2 channels,ES-  
463.0 > 219.0  
1.000e-003

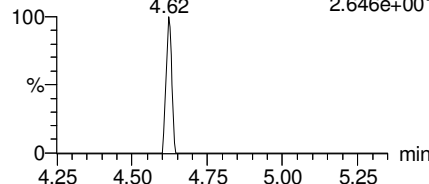


**Total PFOS**

F31:MRM of 2 channels,ES-  
499 > 79.9  
1.000e-003

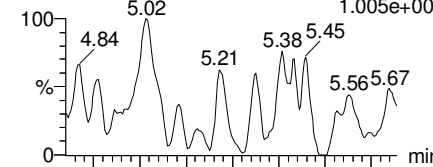


F31:MRM of 2 channels,ES-  
499 > 99  
2.646e+001

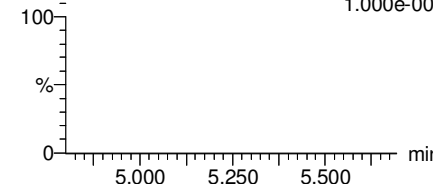


**PFDA**

F36:MRM of 2 channels,ES-  
513 > 468.8  
1.005e+003

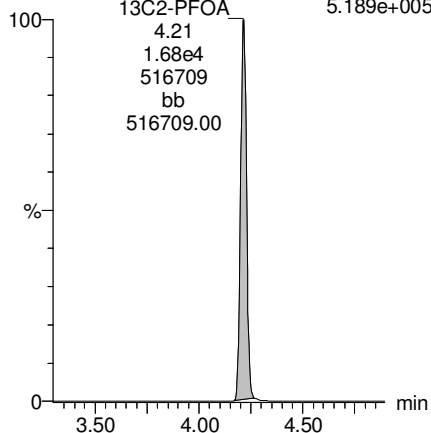


F36:MRM of 2 channels,ES-  
513 > 219  
1.000e-003



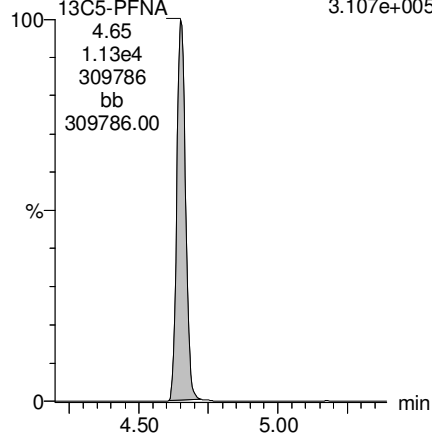
**13C2-PFOA**

F21:MRM of 1 channel,ES-  
414.9 > 369.7  
5.189e+005



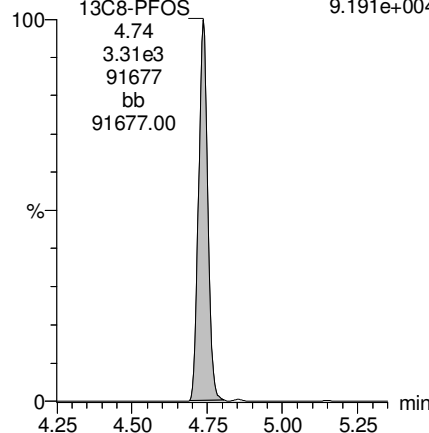
**13C5-PFNA**

F27:MRM of 1 channel,ES-  
468.2 > 422.9  
3.107e+005



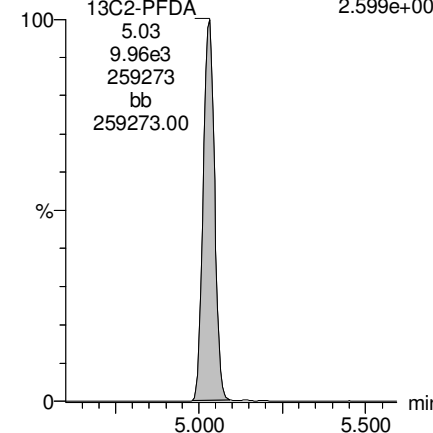
**13C8-PFOS**

F34:MRM of 1 channel,ES-  
507.0 > 79.9  
9.191e+004



**13C2-PFDA**

F37:MRM of 1 channel,ES-  
515.1 > 469.9  
2.599e+005



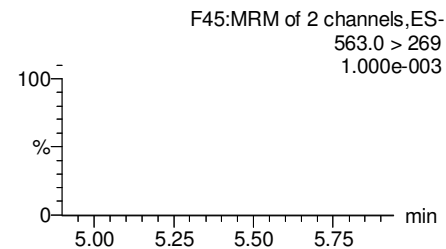
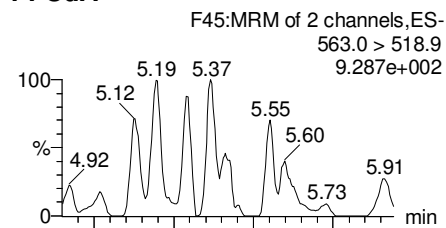
Dataset: F:\Projects\PFAS.PRO\Results\180218M1\180218M1-22.qld

Last Altered: Tuesday, February 20, 2018 14:34:41 Pacific Standard Time

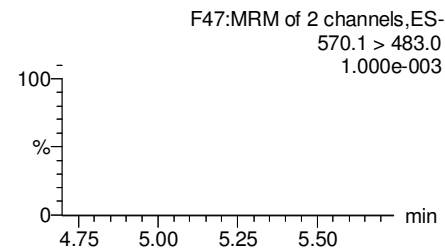
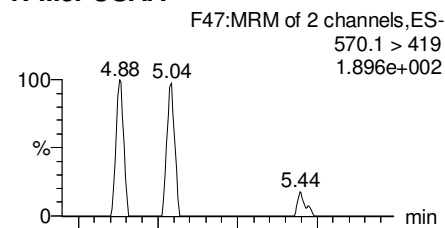
Printed: Tuesday, February 20, 2018 14:35:47 Pacific Standard Time

Name: 180218M1\_22, Date: 18-Feb-2018, Time: 17:49:35, ID: 1800267-01 WI-AF-EB05-SO-0118 0.11177, Description: WI-AF-EB05-SO-0118

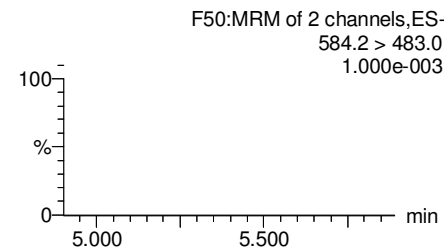
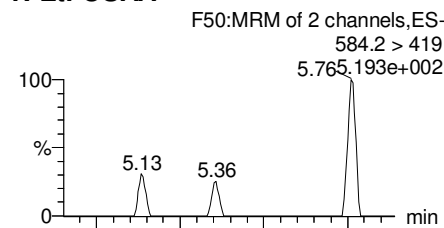
**PFUdA**



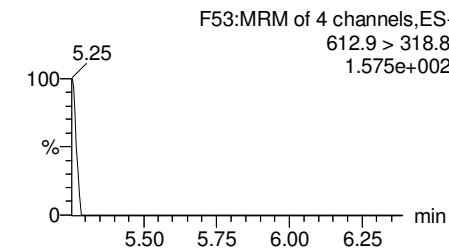
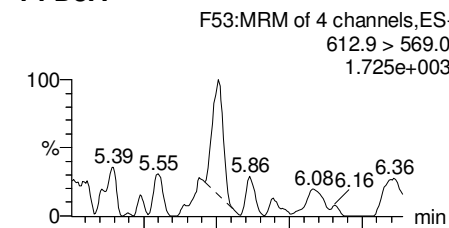
**N-MeFOSAA**



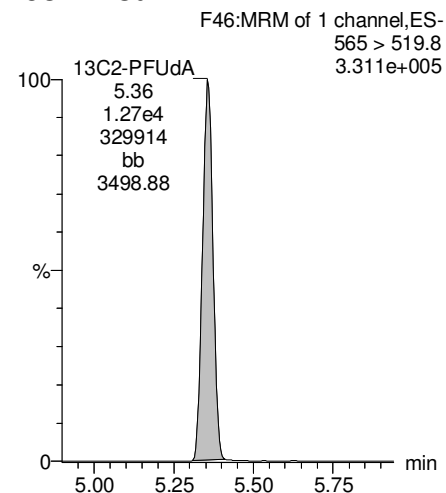
**N-EtFOSAA**



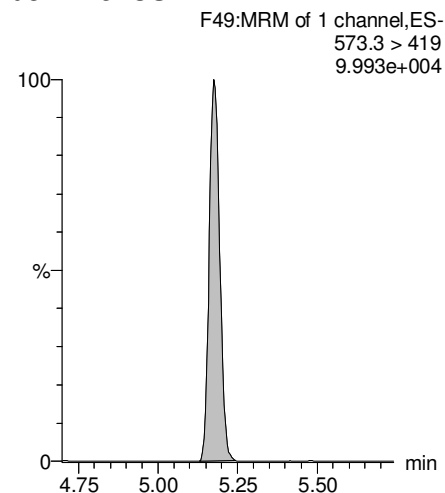
**PFDaA**



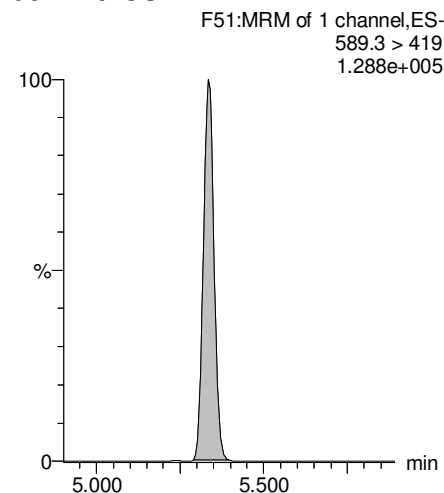
**13C2-PFUdA**



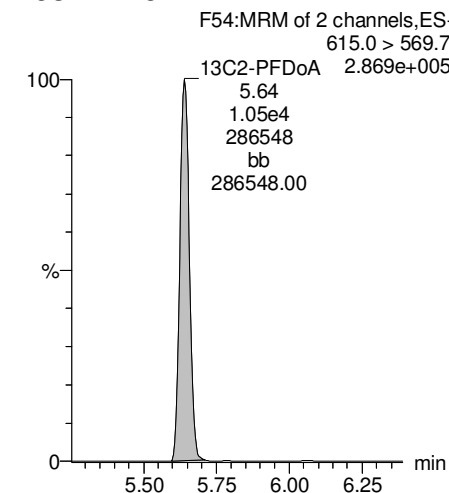
**d3-N-MeFOSAA**



**d5-N-EtFOSAA**



**13C2-PFDaA**



Dataset: F:\Projects\PFAS.PRO\Results\180218M1\180218M1-22.qld

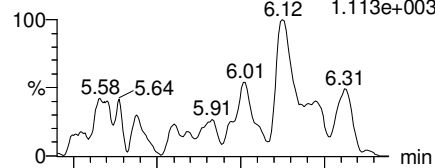
Last Altered: Tuesday, February 20, 2018 14:34:41 Pacific Standard Time

Printed: Tuesday, February 20, 2018 14:35:47 Pacific Standard Time

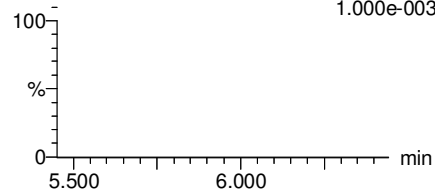
Name: 180218M1\_22, Date: 18-Feb-2018, Time: 17:49:35, ID: 1800267-01 WI-AF-EB05-SO-0118 0.11177, Description: WI-AF-EB05-SO-0118

**PFTrDA**

F59:MRM of 2 channels,ES-  
662.9 > 618.9  
1.113e+003

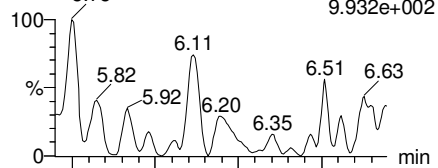


F59:MRM of 2 channels,ES-  
662.9 > 319  
1.000e-003

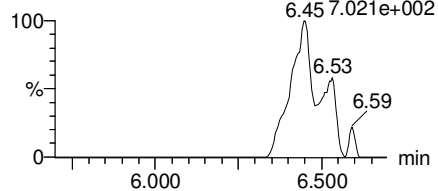


**PFTeDA**

F60:MRM of 2 channels,ES-  
712.9 > 668.8  
9.932e+002

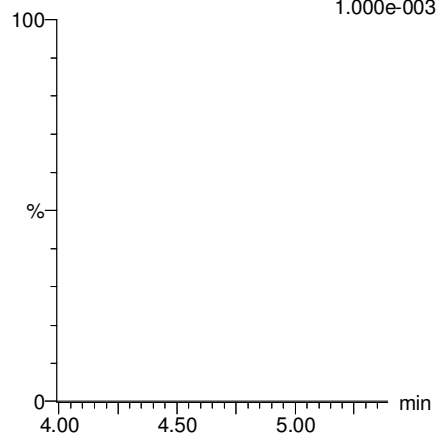


F60:MRM of 2 channels,ES-  
712.9 > 369  
7.021e+002



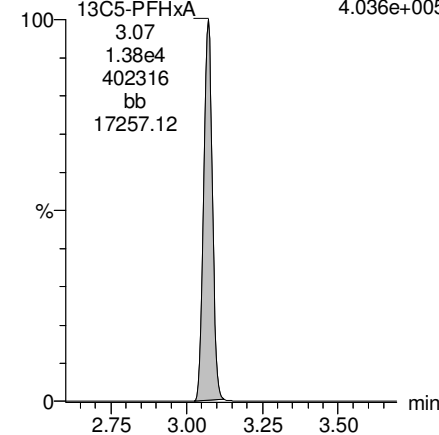
**TCDA**

F30:MRM of 3 channels,ES-  
498.3 > 106.9  
1.000e-003



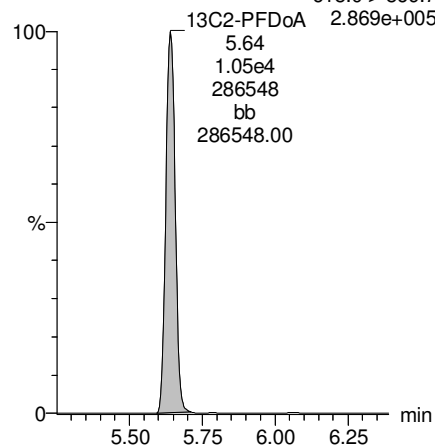
**13C5-PFHxA**

F10:MRM of 1 channel,ES-  
318 > 272.9  
4.036e+005



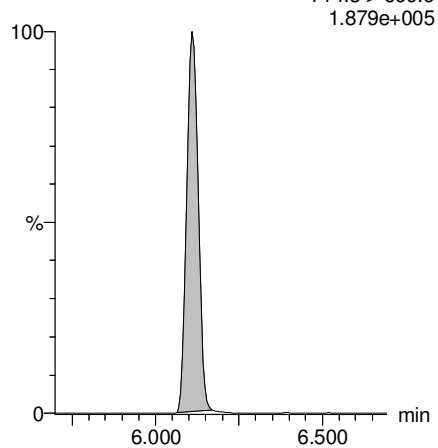
**13C2-PFDoA**

F54:MRM of 2 channels,ES-  
615.0 > 569.7



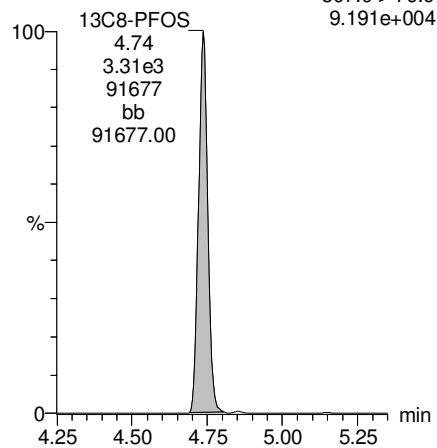
**13C2-PFTeDA**

F61:MRM of 2 channels,ES-  
714.8 > 669.6  
1.879e+005



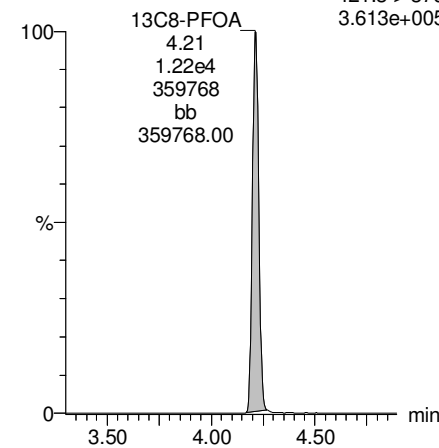
**13C8-PFOS**

F34:MRM of 1 channel,ES-  
507.0 > 79.9  
9.191e+004



**13C8-PFOA**

F22:MRM of 1 channel,ES-  
421.3 > 376  
3.613e+005



Dataset: F:\Projects\PFAS.PRO\Results\180218M1\180218M1-22.qld

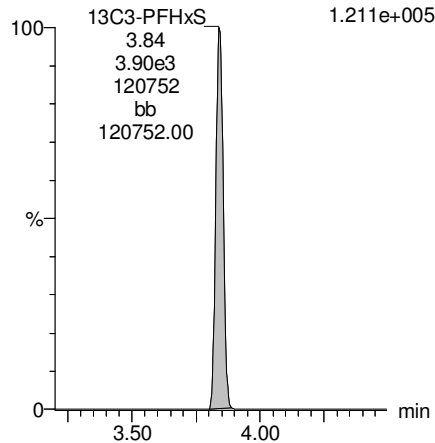
Last Altered: Tuesday, February 20, 2018 14:34:41 Pacific Standard Time

Printed: Tuesday, February 20, 2018 14:35:47 Pacific Standard Time

Name: 180218M1\_22, Date: 18-Feb-2018, Time: 17:49:35, ID: 1800267-01 WI-AF-EB05-SO-0118 0.11177, Description: WI-AF-EB05-SO-0118

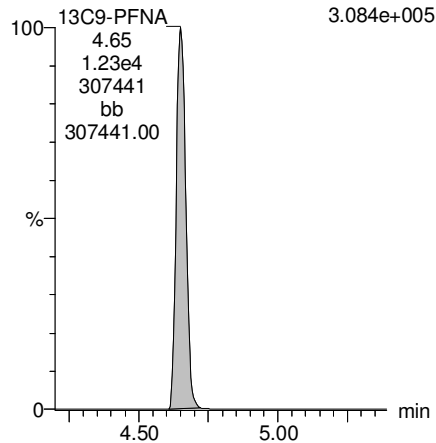
### 13C3-PFHxS

F18:MRM of 1 channel,ES-  
401.9 > 79.9  
1.211e+005



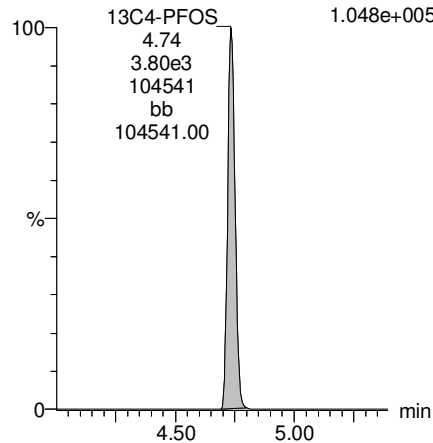
### 13C9-PFNA

F28:MRM of 1 channel,ES-  
472.2 > 426.9  
3.084e+005



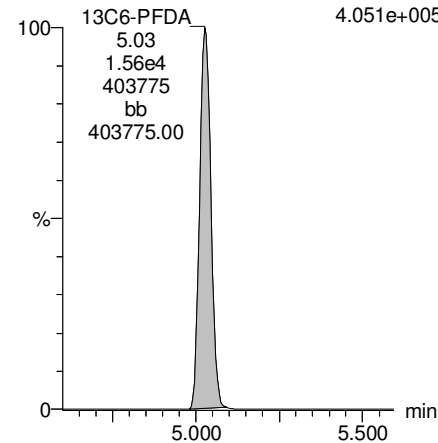
### 13C4-PFOS

F32:MRM of 1 channel,ES-  
503 > 79.9  
1.048e+005



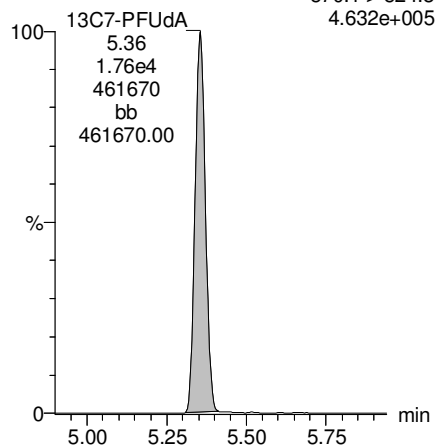
### 13C6-PFDA

F39:MRM of 1 channel,ES-  
519.1 > 473.7  
4.051e+005



### 13C7-PFUDa

F48:MRM of 1 channel,ES-  
570.1 > 524.8  
4.632e+005



Dataset: F:\Projects\PFAS.PRO\Results\180218M1\180218M1-23.qld

Last Altered: Tuesday, February 20, 2018 15:04:35 Pacific Standard Time

Printed: Tuesday, February 20, 2018 15:05:07 Pacific Standard Time

Method: F:\Projects\PFAS.PRO\MethDB\PFAS\_FULL\_80C\_021318.mdb 20 Feb 2018 14:17:29

Calibration: F:\Projects\PFAS.PRO\CurveDB\C18\_VAL-PFAS\_Q4\_02-18-18-FULL.cdb 20 Feb 2018 11:25:50

Name: 180218M1\_23, Date: 18-Feb-2018, Time: 18:01:04, ID: 1800267-02 WI-AF-FB-012018 0.11669, Description: WI-AF-FB-012018

	#	Name	Trace	Area	IS Area	Wt./Vol.	RRF	Pred.RT	RT	y Axis Resp.	Conc.	%Rec
1	3	PFBS	299.0 > 79.7		1.64e3	0.117		2.60				
2	5	PFHxA	313.2 > 268.9		3.19e3	0.117		3.19				
3	7	PFHpA	363.0 > 318.9		8.67e3	0.117		3.81				
4	8	L-PFHxS	398.9 > 79.6	1.08e1	1.36e3	0.117		3.85	3.85	0.0987	1.1212	
5	11	L-PFOA	413 > 368.7	1.79e2	1.55e4	0.117		4.22	4.21	0.144	0.5837	
6	14	PFNA	463.0 > 418.8		1.01e4	0.117		4.76				
7	16	L-PFOS	499 > 79.9		3.36e3	0.117		4.74				
8	18	PFDA	513 > 468.8		9.09e3	0.117		5.14				
9	21	N-MeFOSAA	570.1 > 419		3.94e3	0.117		5.29				
10	22	N-EtFOSAA	584.2 > 419		4.49e3	0.117		5.45				
11	23	PFUdA	563.0 > 518.9		1.04e4	0.117		5.46				



Dataset: F:\Projects\PFAS.PRO\Results\180218M1\180218M1-23.qld

Last Altered: Tuesday, February 20, 2018 15:04:35 Pacific Standard Time

Printed: Tuesday, February 20, 2018 15:05:18 Pacific Standard Time

Method: F:\Projects\PFAS.PRO\MethDB\PFAS\_FULL\_80C\_021318.mdb 20 Feb 2018 14:17:29

Calibration: F:\Projects\PFAS.PRO\CurveDB\C18\_VAL-PFAS\_Q4\_02-18-18-FULL.cdb 20 Feb 2018 11:25:50

Name: 180218M1\_23, Date: 18-Feb-2018, Time: 18:01:04, ID: 1800267-02 WI-AF-FB-012018 0.11669, Description: WI-AF-FB-012018

#	Name	Trace	Area	IS Area	Wt./Vol.	RRF	Pred.RT	RT	y Axis Resp.	Conc.	%Rec	
1	25	PFDa	612.9 > 569.0	1.36e4	0.117		5.74					
2	27	PFTDA	662.9 > 618.9	1.36e4	0.117		5.98					
3	28	PFTeDA	712.9 > 668.8	6.83e3	0.117		6.20					
4	36	13C3-PFBS	302. > 98.8	1.64e3	1.23e4	0.117	0.128	2.69	2.57	1.66	111.4902	104.1
5	37	13C2-PFHxA	315 > 269.8	3.19e3	1.23e4	0.117	0.755	3.19	3.07	3.24	36.7492	85.8
6	38	13C4-PFHpA	367.2 > 321.8	8.67e3	1.23e4	0.117	0.770	3.81	3.69	8.82	98.1707	91.6
7	39	18O2-PFHxS	403.0 > 102.6	1.36e3	3.65e3	0.117	0.412	3.96	3.84	4.67	97.1488	90.7
8	40	13C2-PFOA	414.9 > 369.7	1.55e4	1.10e4	0.117	1.614	4.33	4.22	17.6	93.4070	87.2
9	41	13C5-PFNA	468.2 > 422.9	1.01e4	1.38e4	0.117	1.012	4.76	4.65	9.11	77.1436	72.0
10	42	13C8-PFOSA	506.1 > 77.7	1.87e3	1.70e4	0.117	0.312	4.83	4.71	1.37	37.7778	35.3
11	43	13C8-PFOS	507.0 > 79.9	3.36e3	3.65e3	0.117	1.017	4.84	4.74	11.5	96.9756	90.5
12	44	13C2-PFDA	515.1 > 469.9	9.09e3	1.48e4	0.117	1.013	5.14	5.03	7.69	65.0376	60.7
13	45	d3-N-MeFOSAA	573.3 > 419	3.94e3	1.70e4	0.117	0.404	5.29	5.18	2.89	61.2383	57.2
14	46	d5-N-EtFOSAA	589.3 > 419	4.49e3	1.70e4	0.117	0.443	5.45	5.33	3.30	63.7876	59.5
15	47	13C2-PFUdA	565 > 519.8	1.04e4	1.70e4	0.117	1.150	5.46	5.36	7.67	57.1708	53.4
16	48	13C2-PFDoA	615.0 > 569.7	1.36e4	1.70e4	0.117	0.956	5.74	5.64	9.99	89.5279	83.6
17	49	d3-N-MeFOSA	515.2 > 168.9		1.70e4	0.117	0.145	5.84				
18	50	13C2-PFTeDA	714.8 > 669.6	6.83e3	1.70e4	0.117	0.416	6.20	6.11	5.02	103.4060	96.5
19	51	d5-N-ETFOSA	531.1 > 168.9		1.70e4	0.117	0.212	6.22				
20	52	13C2-PFHxDA	815 > 769.7	4.87e3	1.70e4	0.117	0.701	6.51	6.44	3.57	43.6722	101.9
21	53	d7-N-MeFOSE	623.1 > 58.9		1.70e4	0.117	0.185	6.31				
22	54	d9-N-EtFOSE	639.2 > 58.8		1.70e4	0.117	0.165	6.45				
23	55	13C4-PFBA	217. > 171.8	1.04e4	1.04e4	0.117	1.000	1.46	1.34	12.5	107.1214	100.0
24	56	13C5-PFHxA	318 > 272.9	1.23e4	1.23e4	0.117	1.000	3.19	3.07	12.5	107.1214	100.0
25	57	13C3-PFHxS	401.9 > 79.9	3.65e3	3.65e3	0.117	1.000	3.96	3.84	12.5	107.1214	100.0
26	58	13C8-PFOA	421.3 > 376	1.10e4	1.10e4	0.117	1.000	4.33	4.22	12.5	107.1214	100.0
27	59	13C9-PFNA	472.2 > 426.9	1.38e4	1.38e4	0.117	1.000	4.70	4.65	12.5	107.1214	100.0
28	60	13C4-PFOS	503 > 79.9	3.65e3	3.65e3	0.117	1.000	4.84	4.73	12.5	107.1214	100.0
29	61	13C6-PFDA	519.1 > 473.7	1.48e4	1.48e4	0.117	1.000	5.14	5.03	12.5	107.1214	100.0
30	62	13C7-PFUdA	570.1 > 524.8	1.70e4	1.70e4	0.117	1.000	5.46	5.35	12.5	107.1214	100.0
31	63	Total PFHxS	398.9 > 79.6	1.08e1	1.36e3	0.117		3.85		0.0987	1.1212	
32	64	Total PFOA	413 > 368.7	1.79e2	1.55e4	0.117		4.21		0.144	0.5837	

Dataset: F:\Projects\PFAS.PRO\Results\180218M1\180218M1-23.qld

Last Altered: Tuesday, February 20, 2018 15:04:35 Pacific Standard Time

Printed: Tuesday, February 20, 2018 15:05:18 Pacific Standard Time

**Name: 180218M1\_23, Date: 18-Feb-2018, Time: 18:01:04, ID: 1800267-02 WI-AF-FB-012018 0.11669, Description: WI-AF-FB-012018**

	# Name	Trace	Area	IS Area	Wt./Vol.	RRF	Pred.RT	RT	y Axis Resp.	Conc.	%Rec
33	65 Total PFOS	499 > 79.9	0.00e0	3.36e3	0.117		4.73		0.000		
34	66 Total N-MeFOSAA	570.1 > 419	0.00e0	3.94e3	0.117		5.29		0.000		
35	67 Total N-EtFOSAA	584.2 > 419	0.00e0	4.49e3	0.117		5.45		0.000		

Dataset: F:\Projects\PFAS.PRO\Results\180218M1\180218M1-23.qld

Last Altered: Tuesday, February 20, 2018 15:04:35 Pacific Standard Time

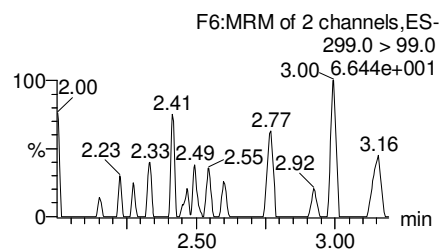
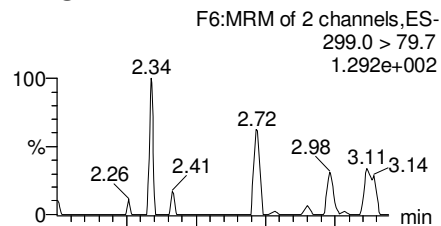
Printed: Tuesday, February 20, 2018 15:05:18 Pacific Standard Time

Method: F:\Projects\PFAS.PRO\MethDB\PFAS\_FULL\_80C\_021318.mdb 20 Feb 2018 14:17:29

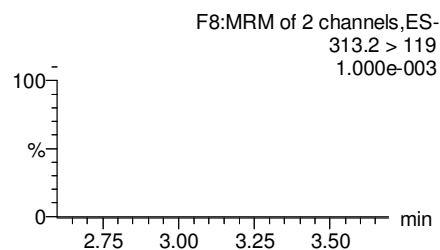
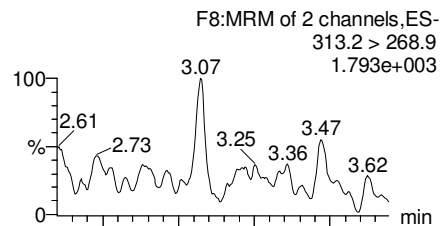
Calibration: F:\Projects\PFAS.PRO\CurveDB\C18\_VAL-PFAS\_Q4\_02-18-18-FULL.cdb 20 Feb 2018 11:25:50

Name: 180218M1\_23, Date: 18-Feb-2018, Time: 18:01:04, ID: 1800267-02 WI-AF-FB-012018 0.11669, Description: WI-AF-FB-012018

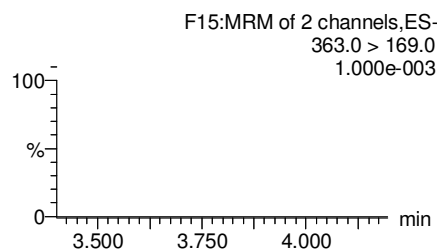
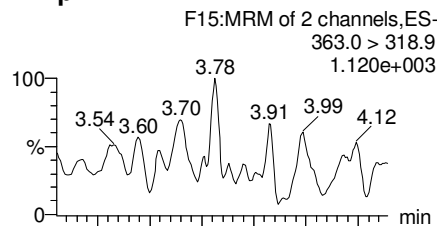
**PFBS**



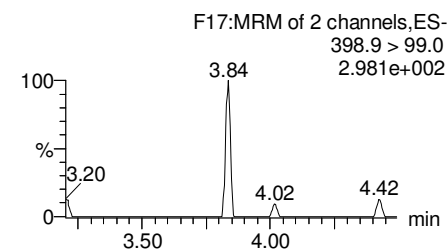
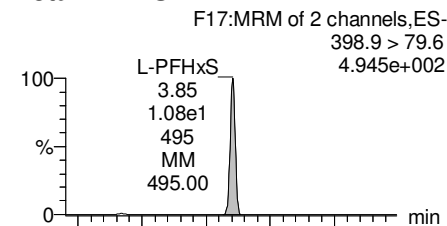
**PFHxA**



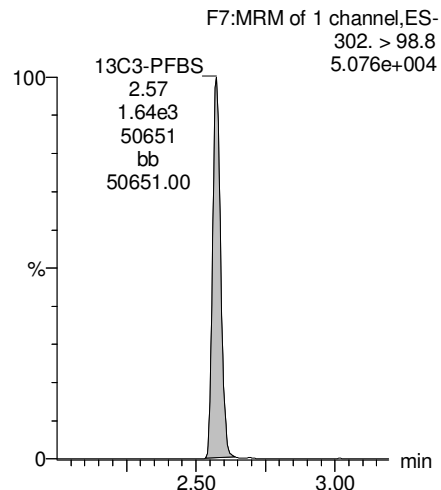
**PFHpA**



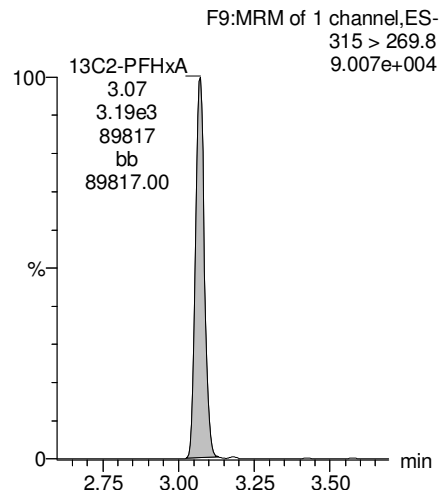
**Total PFHxS**



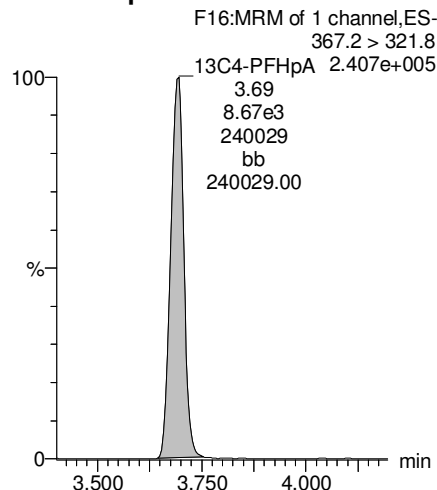
**13C3-PFBS**



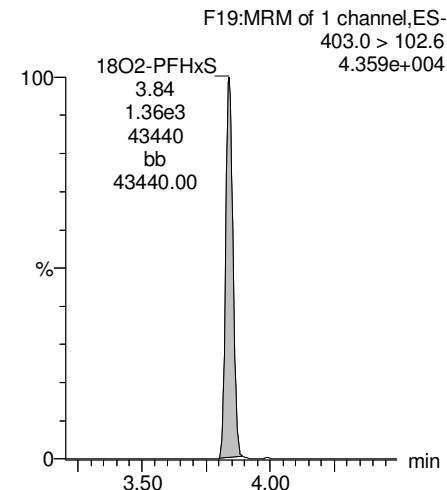
**13C2-PFHxA**



**13C4-PFHpA**



**18O2-PFHxS**



Dataset: F:\Projects\PFAS.PRO\Results\180218M1\180218M1-23.qld

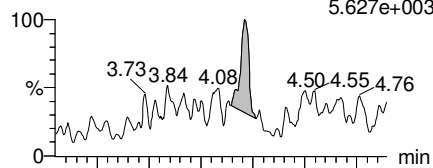
Last Altered: Tuesday, February 20, 2018 15:04:35 Pacific Standard Time

Printed: Tuesday, February 20, 2018 15:05:18 Pacific Standard Time

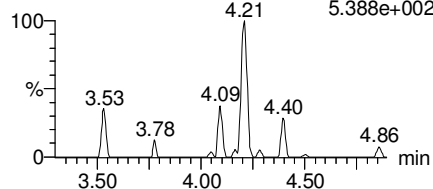
Name: 180218M1\_23, Date: 18-Feb-2018, Time: 18:01:04, ID: 1800267-02 WI-AF-FB-012018 0.11669, Description: WI-AF-FB-012018

**Total PFOA**

F20:MRM of 2 channels,ES-  
413 > 368.7  
5.627e+003

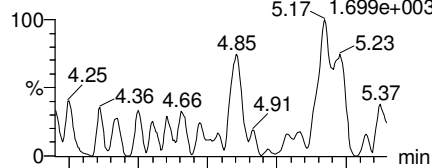


F20:MRM of 2 channels,ES-  
413 > 169  
5.388e+002

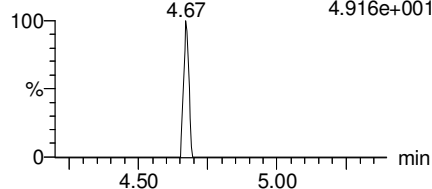


**PFNA**

F26:MRM of 2 channels,ES-  
463.0 > 418.8  
1.699e+003




F26:MRM of 2 channels,ES-  
463.0 > 219.0  
4.916e+001

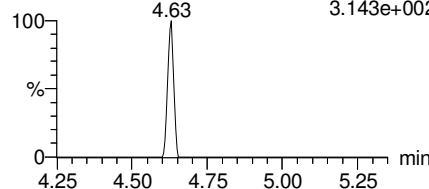


**Total PFOS**

F31:MRM of 2 channels,ES-  
499 > 79.9  
7.171e+001

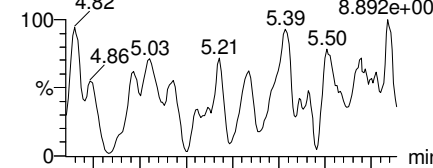


F31:MRM of 2 channels,ES-  
499 > 99  
3.143e+002

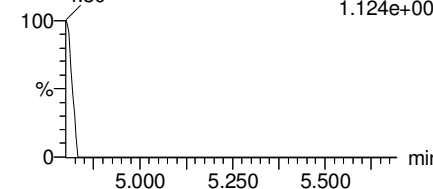


**PFDA**

F36:MRM of 2 channels,ES-  
513 > 468.8  
8.892e+002

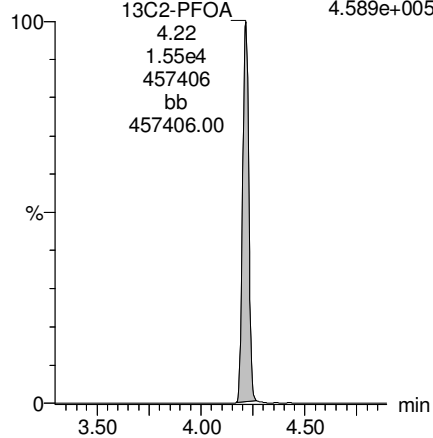


F36:MRM of 2 channels,ES-  
513 > 219  
1.124e+002



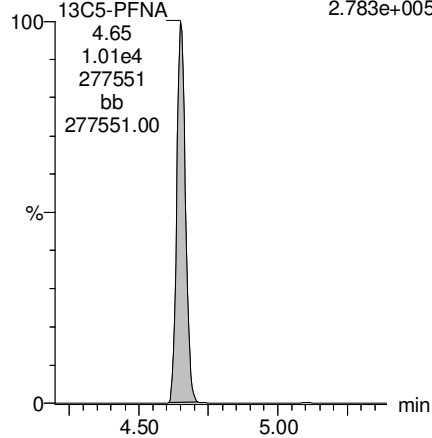
**13C2-PFOA**

F21:MRM of 1 channel,ES-  
414.9 > 369.7  
4.589e+005



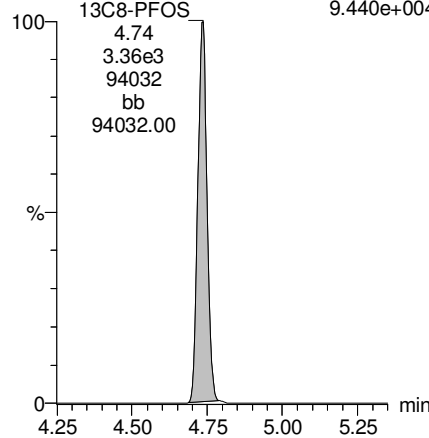
**13C5-PFNA**

F27:MRM of 1 channel,ES-  
468.2 > 422.9  
2.783e+005



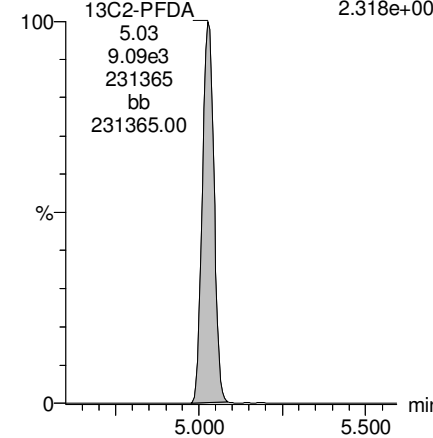
**13C8-PFOS**

F34:MRM of 1 channel,ES-  
507.0 > 79.9  
9.440e+004



**13C2-PFDA**

F37:MRM of 1 channel,ES-  
515.1 > 469.9  
2.318e+005



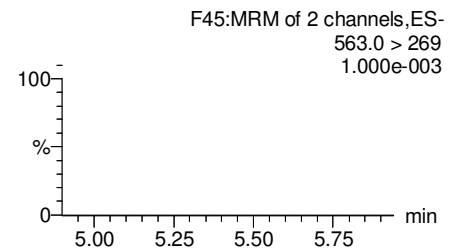
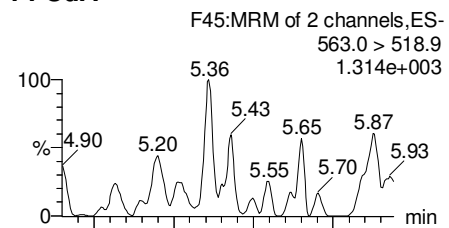
Dataset: F:\Projects\PFAS.PRO\Results\180218M1\180218M1-23.qld

Last Altered: Tuesday, February 20, 2018 15:04:35 Pacific Standard Time

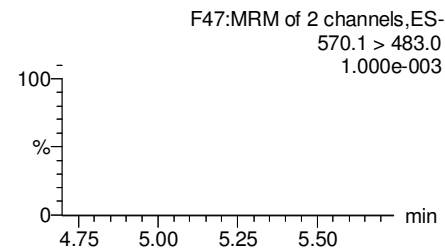
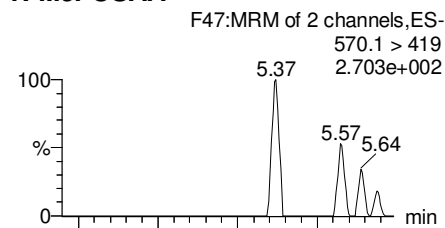
Printed: Tuesday, February 20, 2018 15:05:18 Pacific Standard Time

Name: 180218M1\_23, Date: 18-Feb-2018, Time: 18:01:04, ID: 1800267-02 WI-AF-FB-012018 0.11669, Description: WI-AF-FB-012018

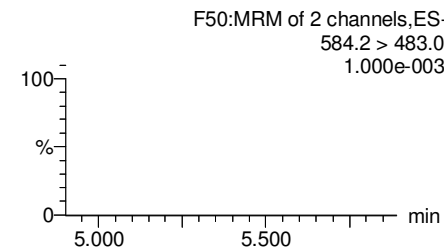
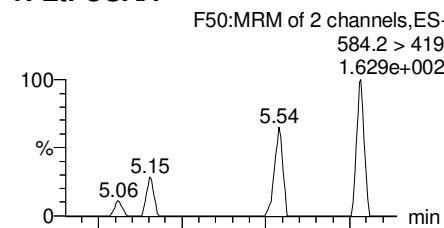
**PFUdA**



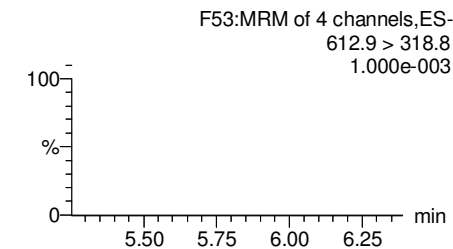
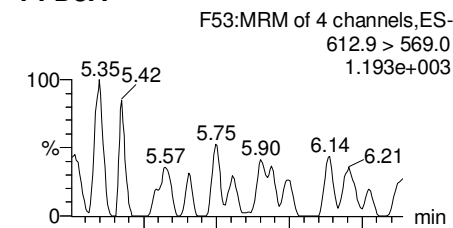
**N-MeFOSAA**



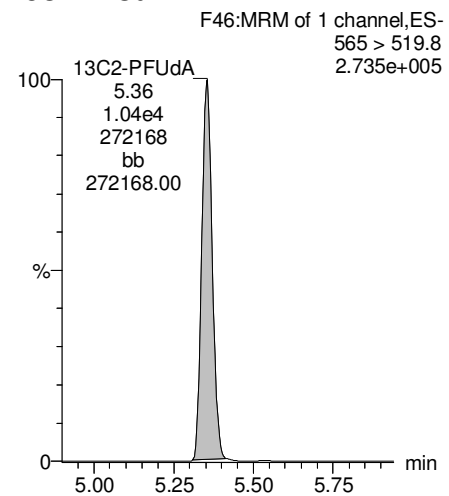
**N-EtFOSAA**



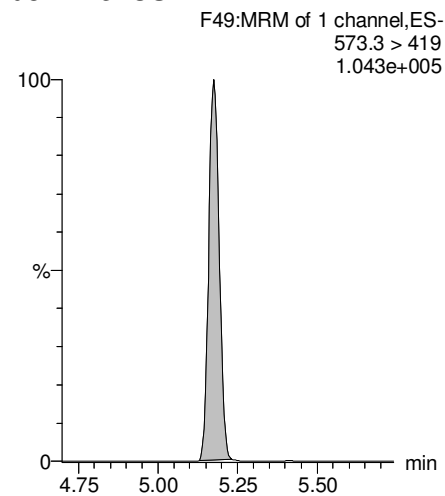
**PFDaA**



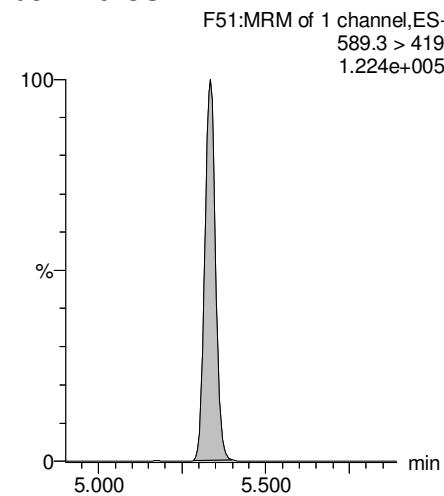
**13C2-PFUdA**



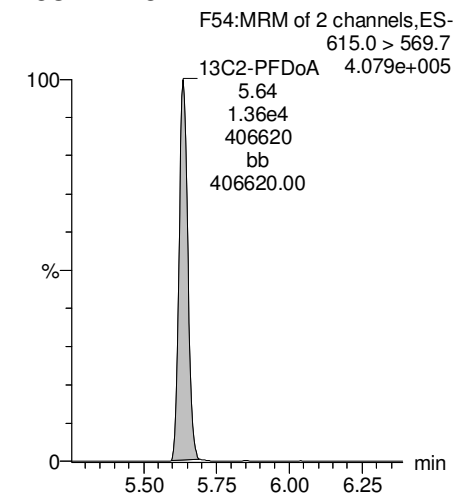
**d3-N-MeFOSAA**



**d5-N-EtFOSAA**



**13C2-PFDaA**



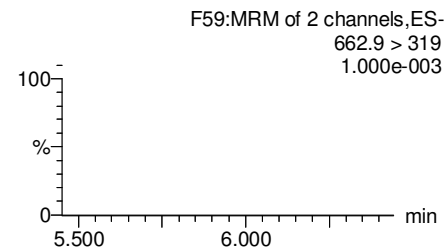
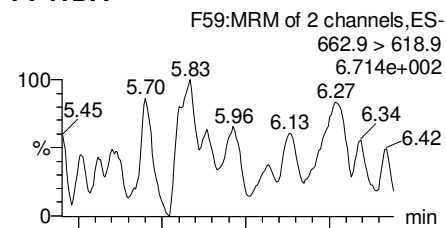
Dataset: F:\Projects\PFAS.PRO\Results\180218M1\180218M1-23.qld

Last Altered: Tuesday, February 20, 2018 15:04:35 Pacific Standard Time

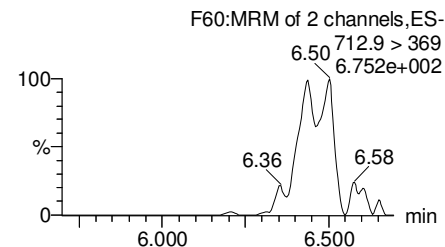
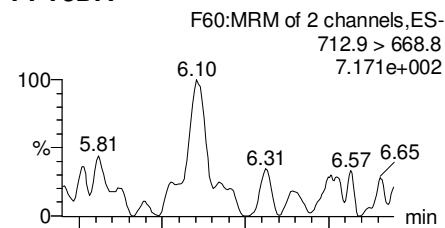
Printed: Tuesday, February 20, 2018 15:05:18 Pacific Standard Time

Name: 180218M1\_23, Date: 18-Feb-2018, Time: 18:01:04, ID: 1800267-02 WI-AF-FB-012018 0.11669, Description: WI-AF-FB-012018

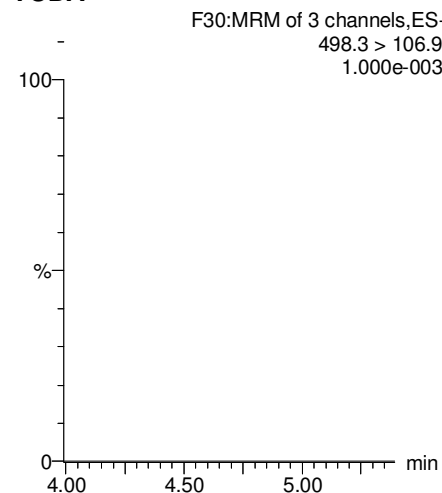
**PFTrDA**



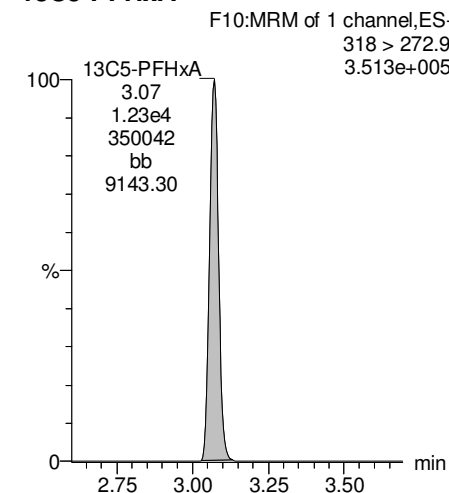
**PFTeDA**



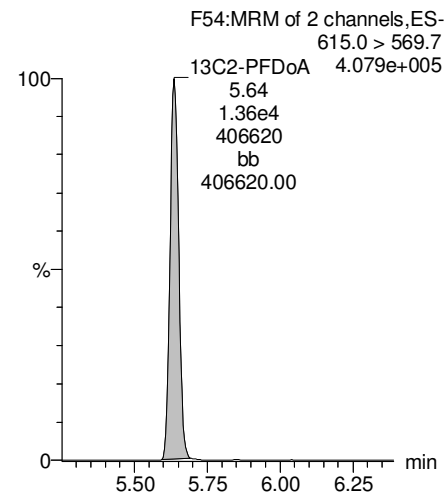
**TCDA**



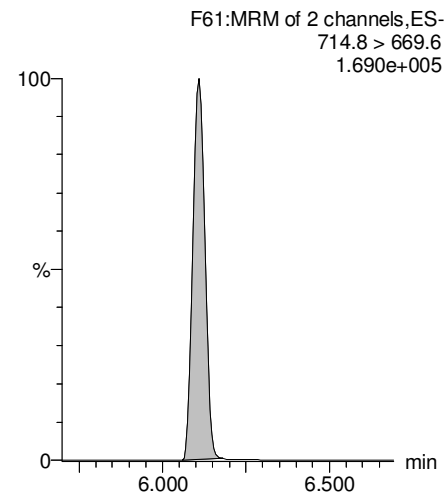
**13C5-PFHxA**



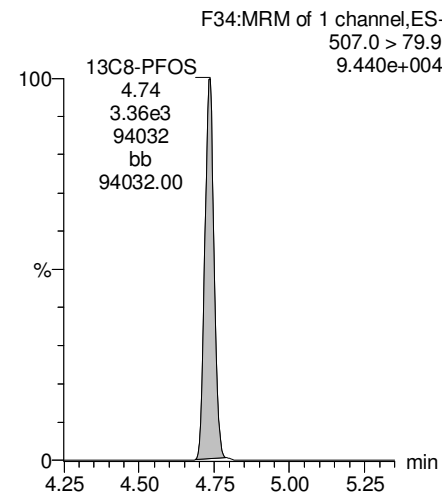
**13C2-PFDoA**



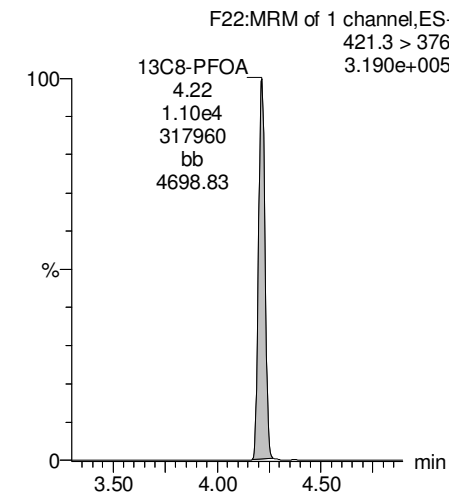
**13C2-PFTeDA**



**13C8-PFOS**



**13C8-PFOA**



Dataset: F:\Projects\PFAS.PRO\Results\180218M1\180218M1-23.qld

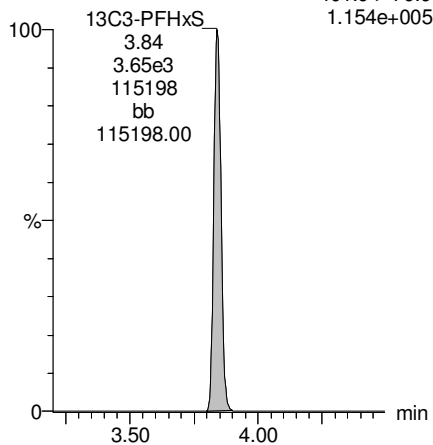
Last Altered: Tuesday, February 20, 2018 15:04:35 Pacific Standard Time

Printed: Tuesday, February 20, 2018 15:05:18 Pacific Standard Time

Name: 180218M1\_23, Date: 18-Feb-2018, Time: 18:01:04, ID: 1800267-02 WI-AF-FB-012018 0.11669, Description: WI-AF-FB-012018

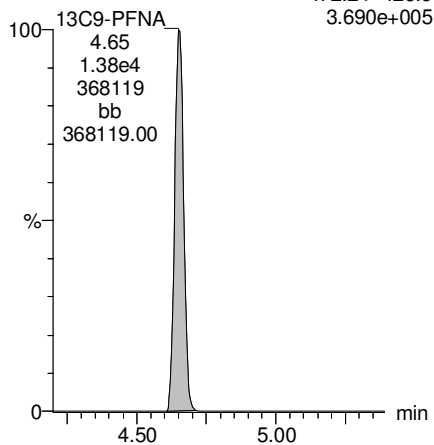
**13C3-PFHxS**

F18:MRM of 1 channel,ES-  
401.9 > 79.9  
1.154e+005



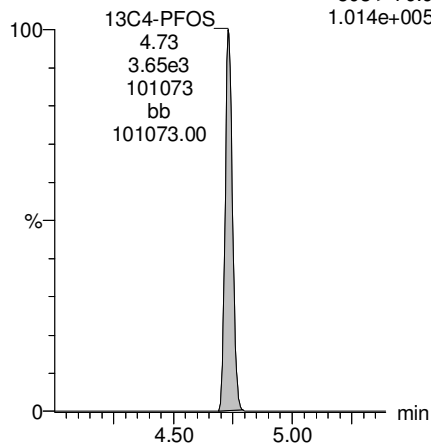
**13C9-PFNA**

F28:MRM of 1 channel,ES-  
472.2 > 426.9  
3.690e+005



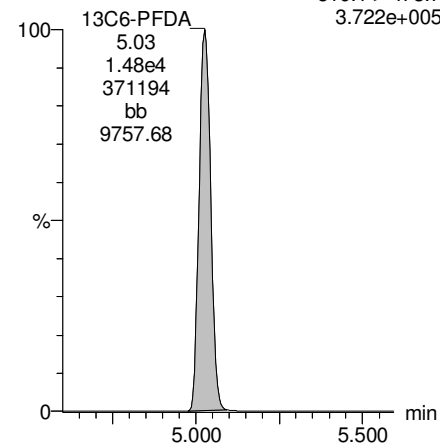
**13C4-PFOS**

F32:MRM of 1 channel,ES-  
503 > 79.9  
1.014e+005



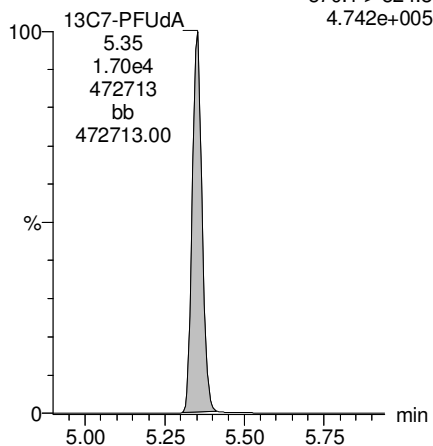
**13C6-PFDA**

F39:MRM of 1 channel,ES-  
519.1 > 473.7  
3.722e+005



**13C7-PFUDa**

F48:MRM of 1 channel,ES-  
570.1 > 524.8  
4.742e+005



Dataset: F:\Projects\PFAS.PRO\Results\180218M1\180218M1-24.qld

Last Altered: Tuesday, February 20, 2018 14:38:02 Pacific Standard Time

Printed: Tuesday, February 20, 2018 14:38:33 Pacific Standard Time

Method: F:\Projects\PFAS.PRO\MethDB\PFAS\_FULL\_80C\_021318.mdb 20 Feb 2018 14:17:29

Calibration: F:\Projects\PFAS.PRO\CurveDB\C18\_VAL-PFAS\_Q4\_02-18-18-FULL.cdb 20 Feb 2018 11:25:50

Name: 180218M1\_24, Date: 18-Feb-2018, Time: 18:12:34, ID: 1800267-03 WI-AF-EB06-SO-0118 0.12119, Description: WI-AF-EB06-SO-0118

	#	Name	Trace	Area	IS Area	Wt./Vol.	RRF	Pred.RT	RT	y Axis Resp.	Conc.	%Rec
1	3	PFBS	299.0 > 79.7		2.11e3	0.121		2.60				
2	5	PFHxA	313.2 > 268.9		4.43e3	0.121		3.19				
3	7	PFHpA	363.0 > 318.9		1.21e4	0.121		3.81				
4	8	L-PFHxS	398.9 > 79.6	8.32e0	1.63e3	0.121		3.85	3.83	0.0637	0.9209	
5	11	L-PFOA	413 > 368.7	1.61e2	1.67e4	0.121		4.22	4.21	0.120	0.3734	
6	14	PFNA	463.0 > 418.8		1.17e4	0.121		4.76				
7	16	L-PFOS	499 > 79.9		4.16e3	0.121		4.74				
8	18	PFDA	513 > 468.8		1.21e4	0.121		5.14				
9	21	N-MeFOSAA	570.1 > 419		5.02e3	0.121		5.29				
10	22	N-EtFOSAA	584.2 > 419		5.57e3	0.121		5.45				
11	23	PFUdA	563.0 > 518.9		1.65e4	0.121		5.46				



Dataset: F:\Projects\PFAS.PRO\Results\180218M1\180218M1-24.qld

Last Altered: Tuesday, February 20, 2018 14:38:02 Pacific Standard Time

Printed: Tuesday, February 20, 2018 14:38:42 Pacific Standard Time

Method: F:\Projects\PFAS.PRO\MethDB\PFAS\_FULL\_80C\_021318.mdb 20 Feb 2018 14:17:29

Calibration: F:\Projects\PFAS.PRO\CurveDB\C18\_VAL-PFAS\_Q4\_02-18-18-FULL.cdb 20 Feb 2018 11:25:50

Name: 180218M1\_24, Date: 18-Feb-2018, Time: 18:12:34, ID: 1800267-03 WI-AF-EB06-SO-0118 0.12119, Description: WI-AF-EB06-SO-0118

#	Name	Trace	Area	IS Area	Wt./Vol.	RRF	Pred.RT	RT	y Axis Resp.	Conc.	%Rec	
1	25	PFDa	612.9 > 569.0	1.58e4	0.121		5.74					
2	27	PFTDA	662.9 > 618.9	1.58e4	0.121		5.98					
3	28	PFTeDA	712.9 > 668.8	6.39e3	0.121		6.20					
4	36	13C3-PFBS	302. > 98.8	2.11e3	1.63e4	0.121	0.128	2.69	2.57	1.62	104.4458	101.3
5	37	13C2-PFHxA	315 > 269.8	4.43e3	1.63e4	0.121	0.755	3.19	3.07	3.39	37.0387	89.8
6	38	13C4-PFHpA	367.2 > 321.8	1.21e4	1.63e4	0.121	0.770	3.81	3.69	9.29	99.5641	96.5
7	39	18O2-PFHxS	403.0 > 102.6	1.63e3	4.48e3	0.121	0.412	3.96	3.84	4.55	91.2008	88.4
8	40	13C2-PFOA	414.9 > 369.7	1.67e4	1.49e4	0.121	1.614	4.33	4.21	14.0	71.8279	69.6
9	41	13C5-PFNA	468.2 > 422.9	1.17e4	1.51e4	0.121	1.012	4.76	4.65	9.68	78.9830	76.6
10	42	13C8-PFOSA	506.1 > 77.7	2.75e3	1.78e4	0.121	0.312	4.83	4.70	1.94	51.2182	49.7
11	43	13C8-PFOS	507.0 > 79.9	4.16e3	4.50e3	0.121	1.017	4.84	4.73	11.6	93.7355	90.9
12	44	13C2-PFDA	515.1 > 469.9	1.21e4	1.71e4	0.121	1.013	5.14	5.03	8.85	72.1036	69.9
13	45	d3-N-MeFOSAA	573.3 > 419	5.02e3	1.78e4	0.121	0.404	5.29	5.17	3.53	71.9926	69.8
14	46	d5-N-EtFOSAA	589.3 > 419	5.57e3	1.78e4	0.121	0.443	5.45	5.33	3.92	72.9383	70.7
15	47	13C2-PFUdA	565 > 519.8	1.65e4	1.78e4	0.121	1.150	5.46	5.35	11.6	83.3588	80.8
16	48	13C2-PFDoA	615.0 > 569.7	1.58e4	1.78e4	0.121	0.956	5.74	5.64	11.1	96.0527	93.1
17	49	d3-N-MeFOSA	515.2 > 168.9		1.78e4	0.121	0.145	5.84				
18	50	13C2-PFTeDA	714.8 > 669.6	6.39e3	1.78e4	0.121	0.416	6.20	6.11	4.50	89.2508	86.5
19	51	d5-N-ETFOSA	531.1 > 168.9		1.78e4	0.121	0.212	6.22				
20	52	13C2-PFHxDA	815 > 769.7	5.17e3	1.78e4	0.121	0.701	6.51	6.44	3.64	42.8252	103.8
21	53	d7-N-MeFOSE	623.1 > 58.9		1.78e4	0.121	0.185	6.31				
22	54	d9-N-EtFOSE	639.2 > 58.8		1.78e4	0.121	0.165	6.45				
23	55	13C4-PFBA	217. > 171.8	1.37e4	1.37e4	0.121	1.000	1.46	1.34	12.5	103.1438	100.0
24	56	13C5-PFHxA	318 > 272.9	1.63e4	1.63e4	0.121	1.000	3.19	3.07	12.5	103.1438	100.0
25	57	13C3-PFHxS	401.9 > 79.9	4.48e3	4.48e3	0.121	1.000	3.96	3.84	12.5	103.1438	100.0
26	58	13C8-PFOA	421.3 > 376	1.49e4	1.49e4	0.121	1.000	4.33	4.21	12.5	103.1438	100.0
27	59	13C9-PFNA	472.2 > 426.9	1.51e4	1.51e4	0.121	1.000	4.70	4.65	12.5	103.1438	100.0
28	60	13C4-PFOS	503 > 79.9	4.50e3	4.50e3	0.121	1.000	4.84	4.73	12.5	103.1438	100.0
29	61	13C6-PFDA	519.1 > 473.7	1.71e4	1.71e4	0.121	1.000	5.14	5.03	12.5	103.1438	100.0
30	62	13C7-PFUdA	570.1 > 524.8	1.78e4	1.78e4	0.121	1.000	5.46	5.35	12.5	103.1438	100.0
31	63	Total PFHxS	398.9 > 79.6	8.32e0	1.63e3	0.121		3.85		0.0637	0.9209	
32	64	Total PFOA	413 > 368.7	1.61e2	1.67e4	0.121		4.21		0.120	0.3734	

Dataset: F:\Projects\PFAS.PRO\Results\180218M1\180218M1-24.qld

Last Altered: Tuesday, February 20, 2018 14:38:02 Pacific Standard Time

Printed: Tuesday, February 20, 2018 14:38:42 Pacific Standard Time

**Name: 180218M1\_24, Date: 18-Feb-2018, Time: 18:12:34, ID: 1800267-03 WI-AF-EB06-SO-0118 0.12119, Description: WI-AF-EB06-SO-0118**

	# Name	Trace	Area	IS Area	Wt./Vol.	RRF	Pred.RT	RT	y Axis Resp.	Conc.	%Rec
33	65 Total PFOS	499 > 79.9	0.00e0	4.16e3	0.121		4.73		0.000		
34	66 Total N-MeFOSAA	570.1 > 419	0.00e0	5.02e3	0.121		5.29		0.000		
35	67 Total N-EtFOSAA	584.2 > 419	0.00e0	5.57e3	0.121		5.45		0.000		

Dataset: F:\Projects\PFAS.PRO\Results\180218M1\180218M1-24.qld

Last Altered: Tuesday, February 20, 2018 14:38:02 Pacific Standard Time

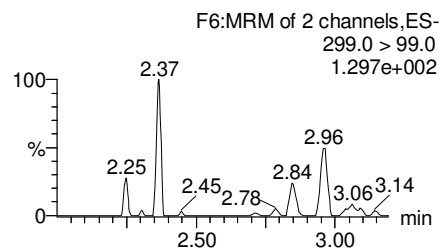
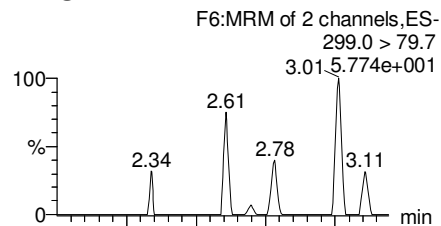
Printed: Tuesday, February 20, 2018 14:38:42 Pacific Standard Time

Method: F:\Projects\PFAS.PRO\MethDB\PFAS\_FULL\_80C\_021318.mdb 20 Feb 2018 14:17:29

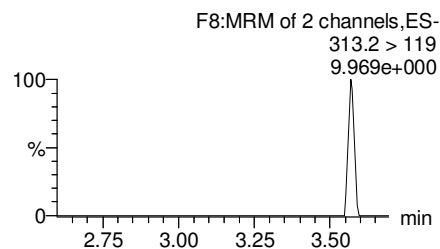
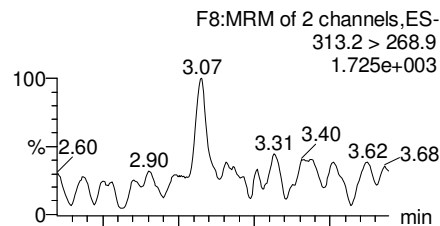
Calibration: F:\Projects\PFAS.PRO\CurveDB\C18\_VAL-PFAS\_Q4\_02-18-18-FULL.cdb 20 Feb 2018 11:25:50

Name: 180218M1\_24, Date: 18-Feb-2018, Time: 18:12:34, ID: 1800267-03 WI-AF-EB06-SO-0118 0.12119, Description: WI-AF-EB06-SO-0118

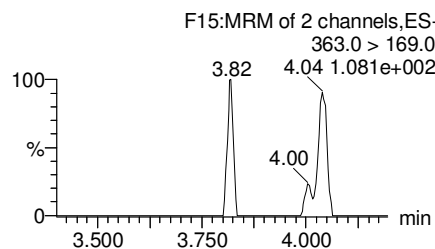
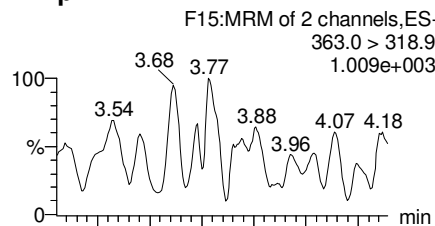
**PFBS**



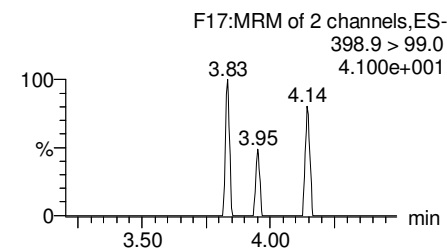
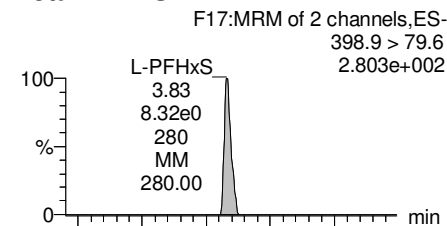
**PFHxA**



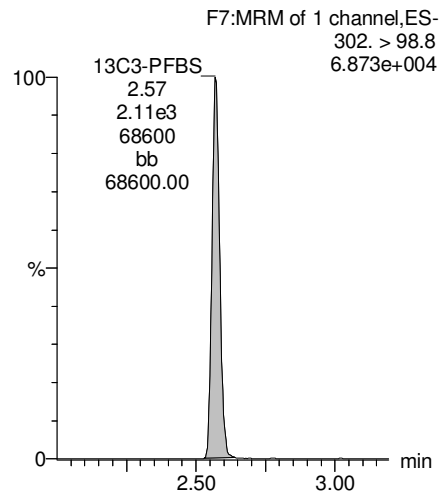
**PFHpA**



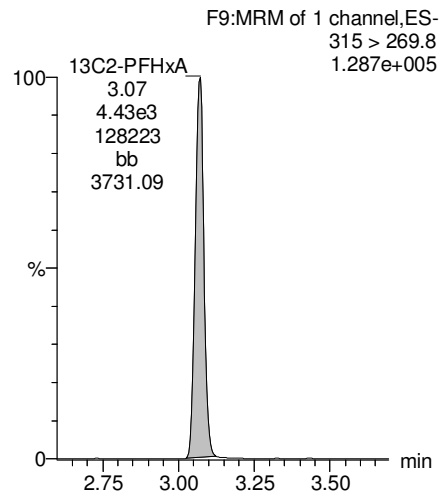
**Total PFHxS**



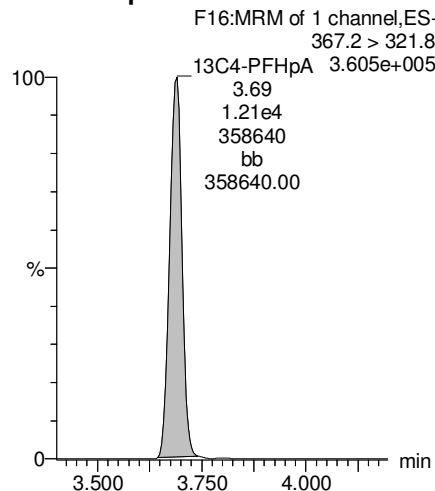
**13C3-PFBS**



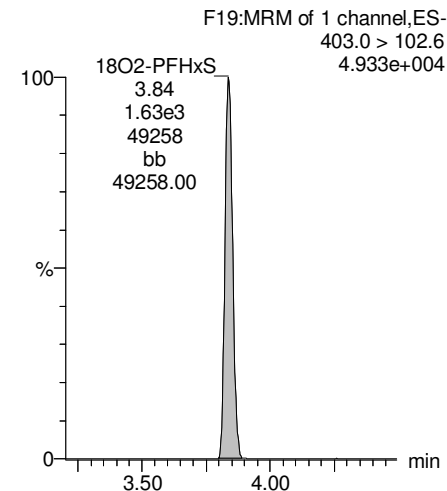
**13C2-PFHxA**



**13C4-PFHpA**



**18O2-PFHxS**



Dataset: F:\Projects\PFAS.PRO\Results\180218M1\180218M1-24.qld

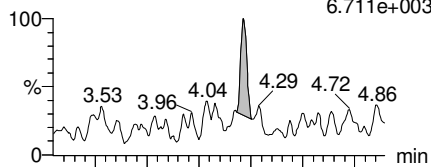
Last Altered: Tuesday, February 20, 2018 14:38:02 Pacific Standard Time

Printed: Tuesday, February 20, 2018 14:38:42 Pacific Standard Time

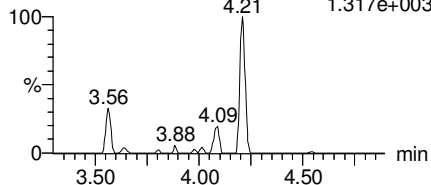
Name: 180218M1\_24, Date: 18-Feb-2018, Time: 18:12:34, ID: 1800267-03 WI-AF-EB06-SO-0118 0.12119, Description: WI-AF-EB06-SO-0118

**Total PFOA**

F20:MRM of 2 channels,ES-  
413 > 368.7  
6.711e+003

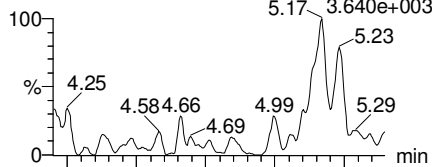


F20:MRM of 2 channels,ES-  
413 > 169  
1.317e+003

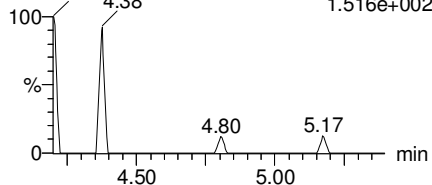


**PFNA**

F26:MRM of 2 channels,ES-  
463.0 > 418.8  
3.640e+003

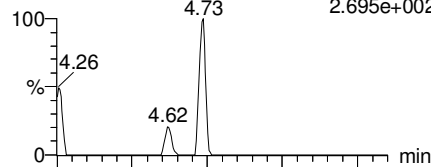


F26:MRM of 2 channels,ES-  
463.0 > 219.0  
1.516e+002

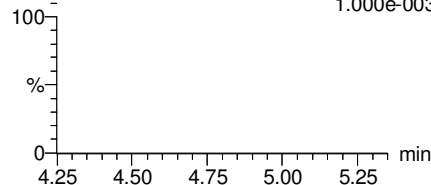


**Total PFOS**

F31:MRM of 2 channels,ES-  
499 > 79.9  
2.695e+002

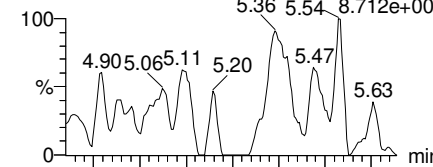


F31:MRM of 2 channels,ES-  
499 > 99  
1.000e-003

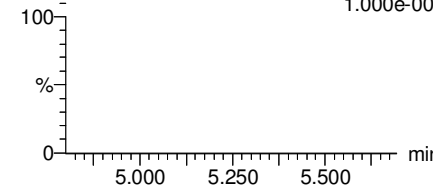


**PFDA**

F36:MRM of 2 channels,ES-  
513 > 468.8  
8.712e+002

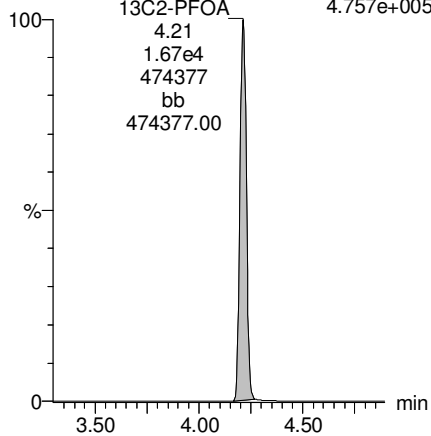


F36:MRM of 2 channels,ES-  
513 > 219  
1.000e-003



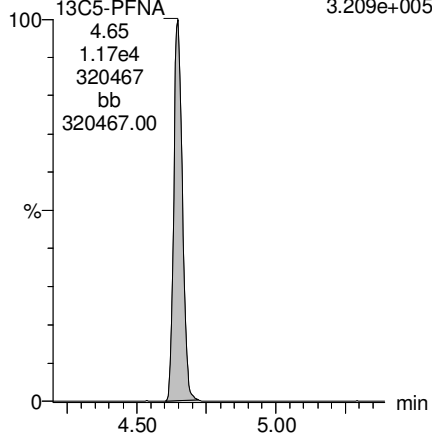
**13C2-PFOA**

F21:MRM of 1 channel,ES-  
414.9 > 369.7  
4.757e+005



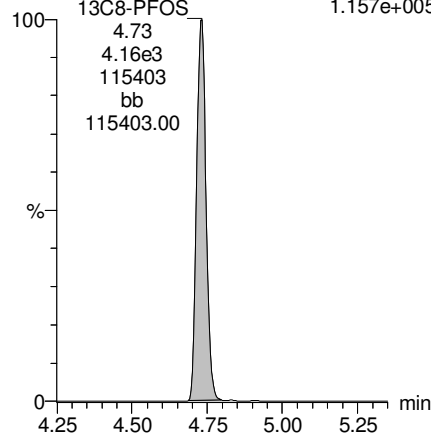
**13C5-PFNA**

F27:MRM of 1 channel,ES-  
468.2 > 422.9  
3.209e+005



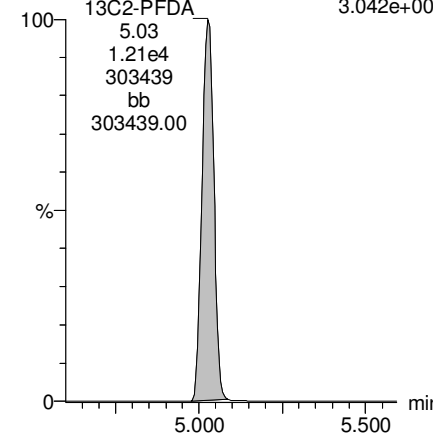
**13C8-PFOS**

F34:MRM of 1 channel,ES-  
507.0 > 79.9  
1.157e+005



**13C2-PFDA**

F37:MRM of 1 channel,ES-  
515.1 > 469.9  
3.042e+005



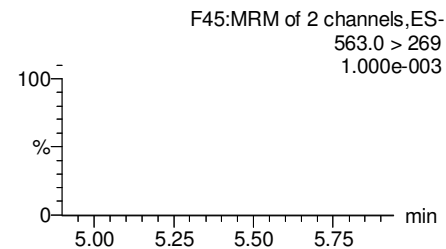
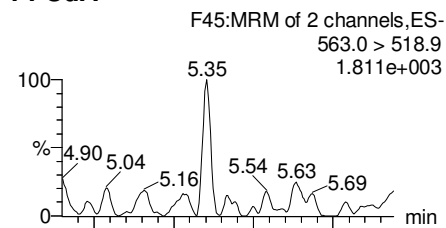
Dataset: F:\Projects\PFAS.PRO\Results\180218M1\180218M1-24.qld

Last Altered: Tuesday, February 20, 2018 14:38:02 Pacific Standard Time

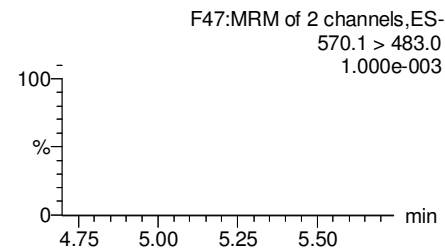
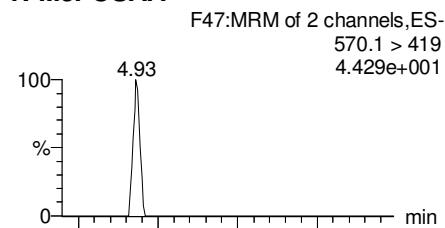
Printed: Tuesday, February 20, 2018 14:38:42 Pacific Standard Time

Name: 180218M1\_24, Date: 18-Feb-2018, Time: 18:12:34, ID: 1800267-03 WI-AF-EB06-SO-0118 0.12119, Description: WI-AF-EB06-SO-0118

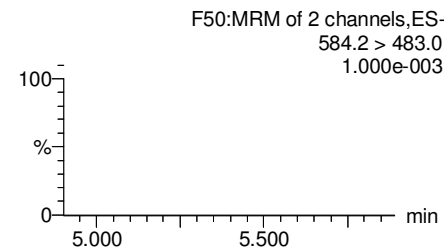
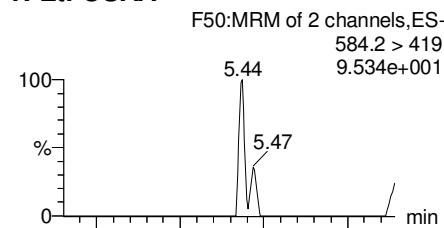
**PFUdA**



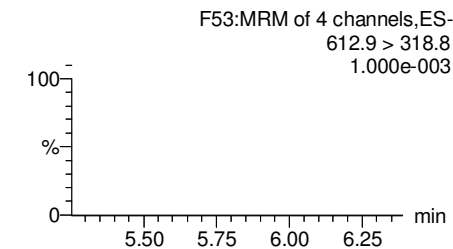
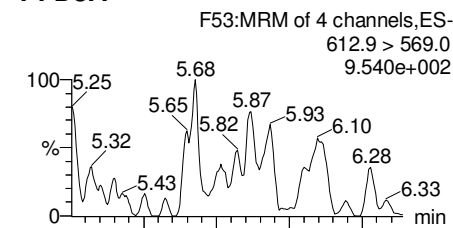
**N-MeFOSAA**



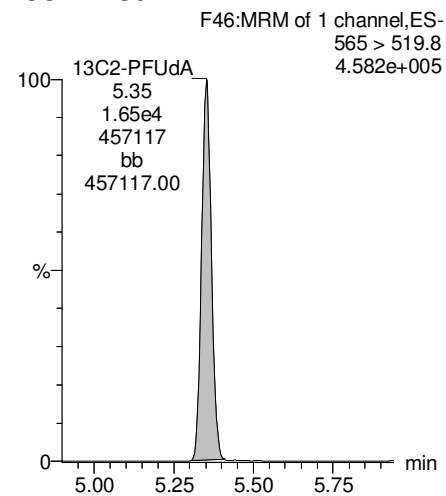
**N-EtFOSAA**



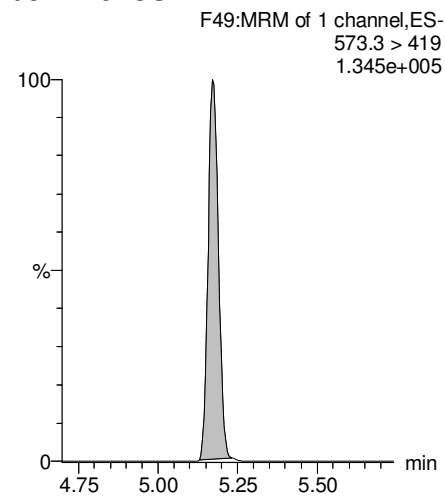
**PFDaA**



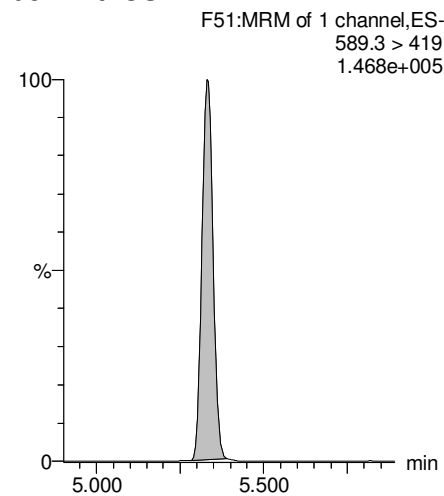
**13C2-PFUdA**



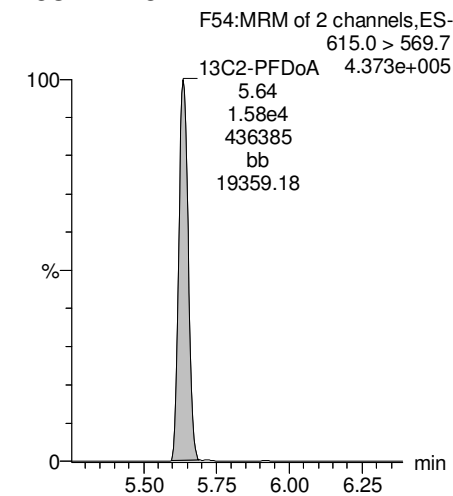
**d3-N-MeFOSAA**



**d5-N-EtFOSAA**



**13C2-PFDaA**



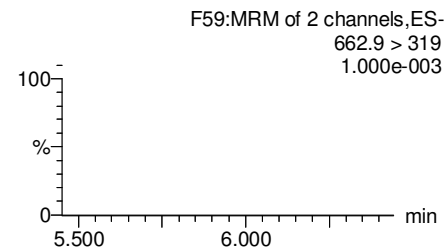
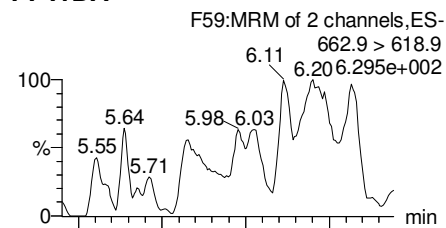
Dataset: F:\Projects\PFAS.PRO\Results\180218M1\180218M1-24.qld

Last Altered: Tuesday, February 20, 2018 14:38:02 Pacific Standard Time

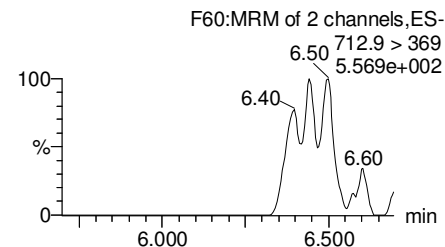
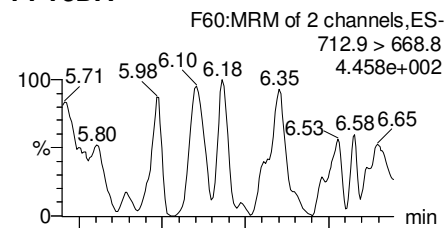
Printed: Tuesday, February 20, 2018 14:38:42 Pacific Standard Time

Name: 180218M1\_24, Date: 18-Feb-2018, Time: 18:12:34, ID: 1800267-03 WI-AF-EB06-SO-0118 0.12119, Description: WI-AF-EB06-SO-0118

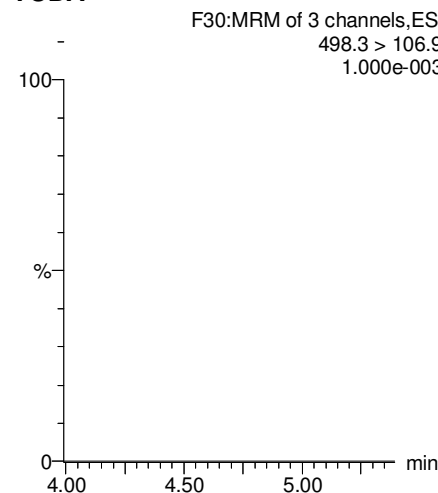
**PFTrDA**



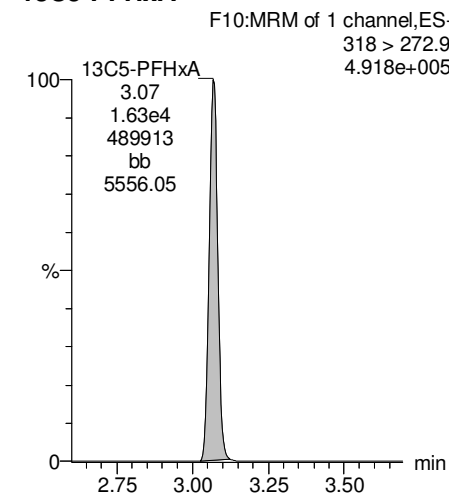
**PFTeDA**



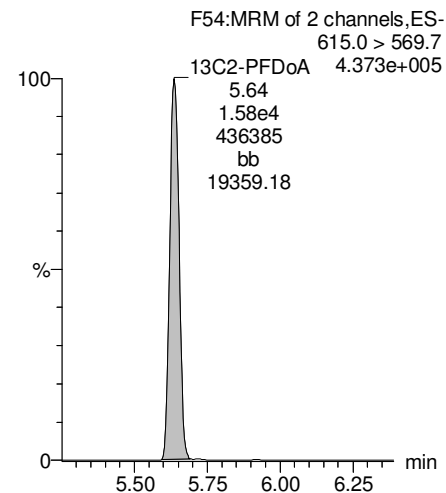
**TCDA**



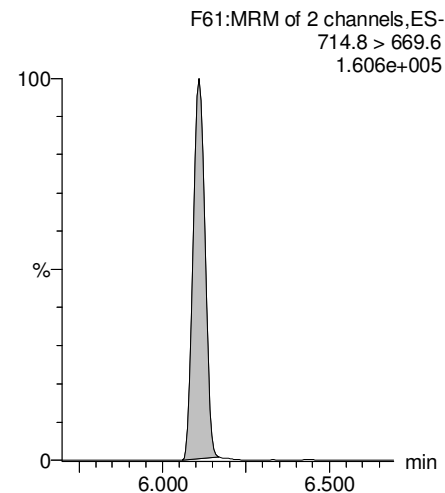
**13C5-PFHxA**



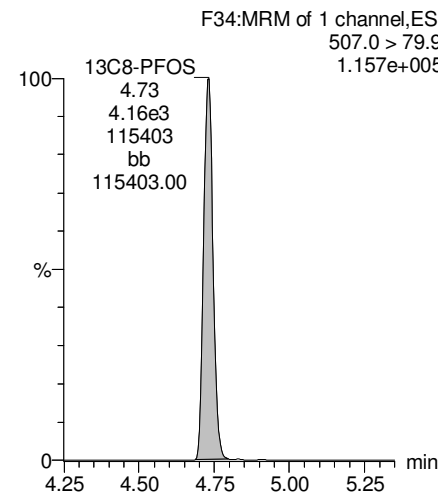
**13C2-PFDoA**



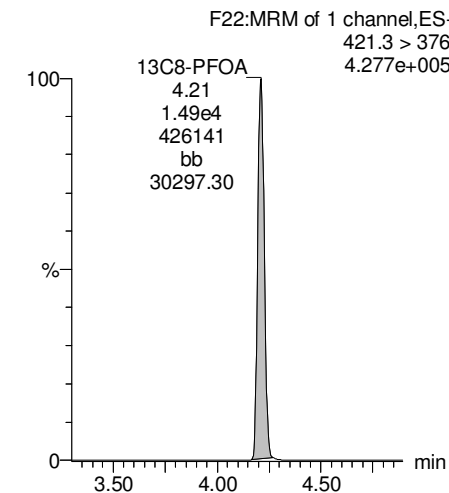
**13C2-PFTeDA**



**13C8-PFOS**



**13C8-PFOA**



Dataset: F:\Projects\PFAS.PRO\Results\180218M1\180218M1-24.qld

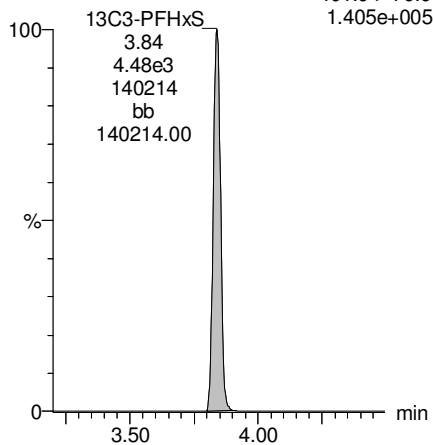
Last Altered: Tuesday, February 20, 2018 14:38:02 Pacific Standard Time

Printed: Tuesday, February 20, 2018 14:38:42 Pacific Standard Time

Name: 180218M1\_24, Date: 18-Feb-2018, Time: 18:12:34, ID: 1800267-03 WI-AF-EB06-SO-0118 0.12119, Description: WI-AF-EB06-SO-0118

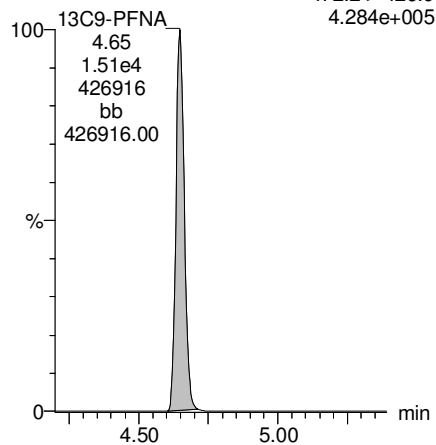
**13C3-PFHxS**

F18:MRM of 1 channel,ES-  
401.9 > 79.9  
1.405e+005



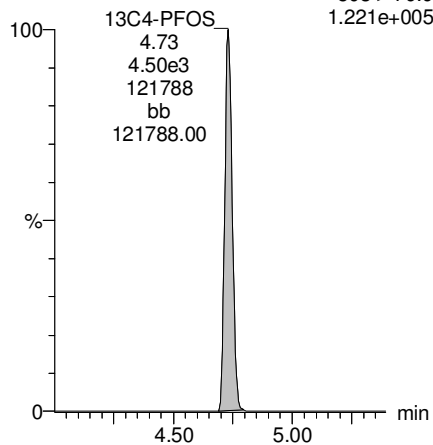
**13C9-PFNA**

F28:MRM of 1 channel,ES-  
472.2 > 426.9  
4.284e+005



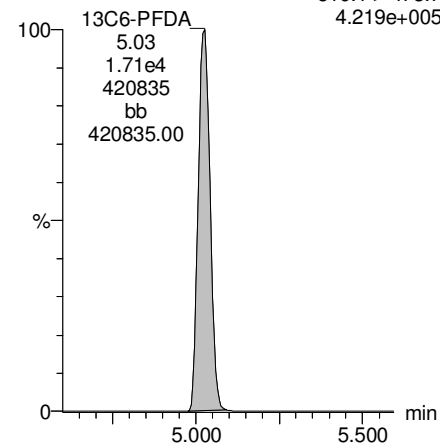
**13C4-PFOS**

F32:MRM of 1 channel,ES-  
503 > 79.9  
1.221e+005



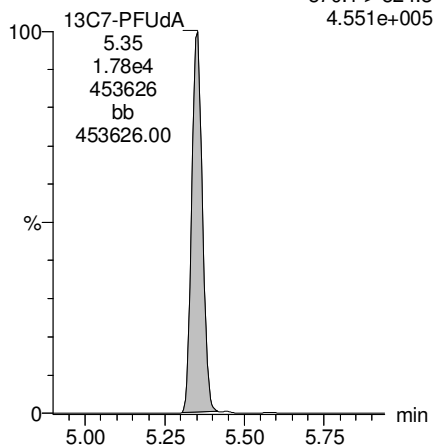
**13C6-PFDA**

F39:MRM of 1 channel,ES-  
519.1 > 473.7  
4.219e+005



**13C7-PFUDa**

F48:MRM of 1 channel,ES-  
570.1 > 524.8  
4.551e+005



Dataset: F:\Projects\PFAS.PRO\Results\180218M1\180218M1-25.qld

Last Altered: Tuesday, February 20, 2018 14:39:28 Pacific Standard Time

Printed: Tuesday, February 20, 2018 14:40:10 Pacific Standard Time

Method: F:\Projects\PFAS.PRO\MethDB\PFAS\_FULL\_80C\_021318.mdb 20 Feb 2018 14:17:29

Calibration: F:\Projects\PFAS.PRO\CurveDB\C18\_VAL-PFAS\_Q4\_02-18-18-FULL.cdb 20 Feb 2018 11:25:50

Name: 180218M1\_25, Date: 18-Feb-2018, Time: 18:24:03, ID: 1800267-04 WI-AF-FB-012218 0.11669, Description: WI-AF-FB-012218

	#	Name	Trace	Area	IS Area	Wt./Vol.	RRF	Pred.RT	RT	y Axis Resp.	Conc.	%Rec
1	3	PFBS	299.0 > 79.7		2.03e3	0.117		2.60				
2	5	PFHxA	313.2 > 268.9		4.27e3	0.117		3.19				
3	7	PFHpA	363.0 > 318.9		1.12e4	0.117		3.81				
4	8	L-PFHxS	398.9 > 79.6	8.84e0	1.53e3	0.117		3.85	3.83	0.0720	0.9957	
5	11	L-PFOA	413 > 368.7	2.59e2	1.73e4	0.117		4.22	4.21	0.187	0.9359	
6	14	PFNA	463.0 > 418.8		1.24e4	0.117		4.76				
7	16	L-PFOS	499 > 79.9		4.41e3	0.117		4.74				
8	18	PFDA	513 > 468.8		1.02e4	0.117		5.14				
9	21	N-MeFOSAA	570.1 > 419		5.07e3	0.117		5.29				
10	22	N-EtFOSAA	584.2 > 419		5.23e3	0.117		5.45				
11	23	PFUdA	563.0 > 518.9		1.56e4	0.117		5.46				



Dataset: F:\Projects\PFAS.PRO\Results\180218M1\180218M1-25.qld

Last Altered: Tuesday, February 20, 2018 14:39:28 Pacific Standard Time

Printed: Tuesday, February 20, 2018 14:40:22 Pacific Standard Time

Method: F:\Projects\PFAS.PRO\MethDB\PFAS\_FULL\_80C\_021318.mdb 20 Feb 2018 14:17:29

Calibration: F:\Projects\PFAS.PRO\CurveDB\C18\_VAL-PFAS\_Q4\_02-18-18-FULL.cdb 20 Feb 2018 11:25:50

Name: 180218M1\_25, Date: 18-Feb-2018, Time: 18:24:03, ID: 1800267-04 WI-AF-FB-012218 0.11669, Description: WI-AF-FB-012218

#	Name	Trace	Area	IS Area	Wt./Vol.	RRF	Pred.RT	RT	y Axis Resp.	Conc.	%Rec	
1	25	PFDa	612.9 > 569.0	1.52e4	0.117		5.74					
2	27	PFTDA	662.9 > 618.9	1.52e4	0.117		5.98					
3	28	PFTeDA	712.9 > 668.8	6.41e3	0.117		6.20					
4	36	13C3-PFBS	302. > 98.8	2.03e3	1.59e4	0.117	0.128	2.69	2.57	1.60	107.2324	100.1
5	37	13C2-PFHxA	315 > 269.8	4.27e3	1.59e4	0.117	0.755	3.19	3.07	3.37	38.1916	89.1
6	38	13C4-PFHpA	367.2 > 321.8	1.12e4	1.59e4	0.117	0.770	3.81	3.69	8.79	97.8433	91.3
7	39	18O2-PFHxS	403.0 > 102.6	1.53e3	4.35e3	0.117	0.412	3.96	3.84	4.41	91.7450	85.6
8	40	13C2-PFOA	414.9 > 369.7	1.73e4	1.54e4	0.117	1.614	4.33	4.21	14.0	74.2997	69.4
9	41	13C5-PFNA	468.2 > 422.9	1.24e4	1.60e4	0.117	1.012	4.76	4.65	9.71	82.2519	76.8
10	42	13C8-PFOA	506.1 > 77.7	2.06e3	1.94e4	0.117	0.312	4.83	4.71	1.32	36.3161	33.9
11	43	13C8-PFOS	507.0 > 79.9	4.41e3	4.58e3	0.117	1.017	4.84	4.73	12.1	101.5732	94.8
12	44	13C2-PFDA	515.1 > 469.9	1.02e4	1.77e4	0.117	1.013	5.14	5.03	7.23	61.1768	57.1
13	45	d3-N-MeFOSAA	573.3 > 419	5.07e3	1.94e4	0.117	0.404	5.29	5.17	3.26	69.0728	64.5
14	46	d5-N-EtFOSAA	589.3 > 419	5.23e3	1.94e4	0.117	0.443	5.45	5.33	3.36	65.0084	60.7
15	47	13C2-PFUdA	565 > 519.8	1.56e4	1.94e4	0.117	1.150	5.46	5.35	10.0	74.8824	69.9
16	48	13C2-PFDoA	615.0 > 569.7	1.52e4	1.94e4	0.117	0.956	5.74	5.64	9.79	87.7350	81.9
17	49	d3-N-MeFOSA	515.2 > 168.9		1.94e4	0.117	0.145	5.84				
18	50	13C2-PFTeDA	714.8 > 669.6	6.41e3	1.94e4	0.117	0.416	6.20	6.11	4.12	84.9683	79.3
19	51	d5-N-ETFOSA	531.1 > 168.9		1.94e4	0.117	0.212	6.22				
20	52	13C2-PFHxDA	815 > 769.7	4.21e3	1.94e4	0.117	0.701	6.51	6.44	2.70	33.0456	77.1
21	53	d7-N-MeFOSE	623.1 > 58.9		1.94e4	0.117	0.185	6.31				
22	54	d9-N-EtFOSE	639.2 > 58.8		1.94e4	0.117	0.165	6.45				
23	55	13C4-PFBA	217. > 171.8	1.32e4	1.32e4	0.117	1.000	1.46	1.34	12.5	107.1214	100.0
24	56	13C5-PFHxA	318 > 272.9	1.59e4	1.59e4	0.117	1.000	3.19	3.07	12.5	107.1214	100.0
25	57	13C3-PFHxS	401.9 > 79.9	4.35e3	4.35e3	0.117	1.000	3.96	3.84	12.5	107.1214	100.0
26	58	13C8-PFOA	421.3 > 376	1.54e4	1.54e4	0.117	1.000	4.33	4.21	12.5	107.1214	100.0
27	59	13C9-PFNA	472.2 > 426.9	1.60e4	1.60e4	0.117	1.000	4.70	4.64	12.5	107.1214	100.0
28	60	13C4-PFOS	503 > 79.9	4.58e3	4.58e3	0.117	1.000	4.84	4.73	12.5	107.1214	100.0
29	61	13C6-PFDA	519.1 > 473.7	1.77e4	1.77e4	0.117	1.000	5.14	5.03	12.5	107.1214	100.0
30	62	13C7-PFUdA	570.1 > 524.8	1.94e4	1.94e4	0.117	1.000	5.46	5.35	12.5	107.1214	100.0
31	63	Total PFHxS	398.9 > 79.6	8.84e0	1.53e3	0.117		3.85		0.0720	0.9957	
32	64	Total PFOA	413 > 368.7	2.59e2	1.73e4	0.117		4.21		0.187	0.9359	

Dataset: F:\Projects\PFAS.PRO\Results\180218M1\180218M1-25.qld

Last Altered: Tuesday, February 20, 2018 14:39:28 Pacific Standard Time

Printed: Tuesday, February 20, 2018 14:40:22 Pacific Standard Time

**Name: 180218M1\_25, Date: 18-Feb-2018, Time: 18:24:03, ID: 1800267-04 WI-AF-FB-012218 0.11669, Description: WI-AF-FB-012218**

	# Name	Trace	Area	IS Area	Wt./Vol.	RRF	Pred.RT	RT	y Axis Resp.	Conc.	%Rec
33	65 Total PFOS	499 > 79.9	0.00e0	4.41e3	0.117		4.73		0.000		
34	66 Total N-MeFOSAA	570.1 > 419	0.00e0	5.07e3	0.117		5.29		0.000		
35	67 Total N-EtFOSAA	584.2 > 419	0.00e0	5.23e3	0.117		5.45		0.000		

Dataset: F:\Projects\PFAS.PRO\Results\180218M1\180218M1-25.qld

Last Altered: Tuesday, February 20, 2018 14:39:28 Pacific Standard Time

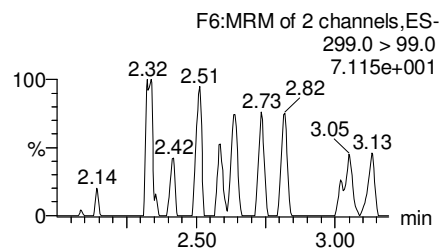
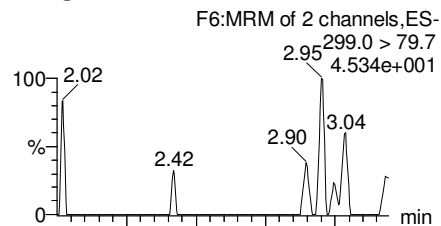
Printed: Tuesday, February 20, 2018 14:40:22 Pacific Standard Time

Method: F:\Projects\PFAS.PRO\MethDB\PFAS\_FULL\_80C\_021318.mdb 20 Feb 2018 14:17:29

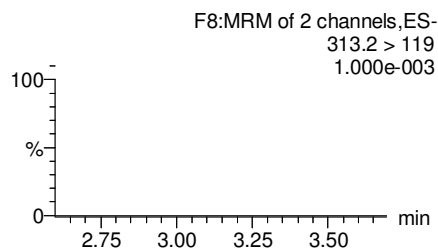
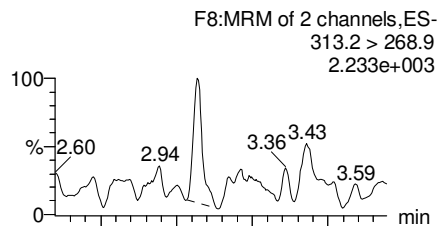
Calibration: F:\Projects\PFAS.PRO\CurveDB\C18\_VAL-PFAS\_Q4\_02-18-18-FULL.cdb 20 Feb 2018 11:25:50

Name: 180218M1\_25, Date: 18-Feb-2018, Time: 18:24:03, ID: 1800267-04 WI-AF-FB-012218 0.11669, Description: WI-AF-FB-012218

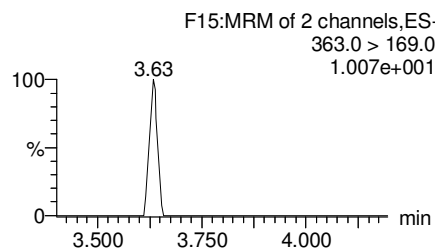
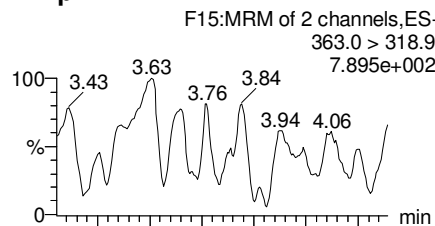
**PFBS**



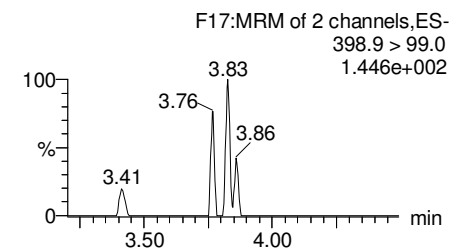
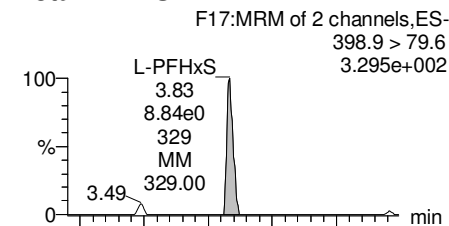
**PFHxA**



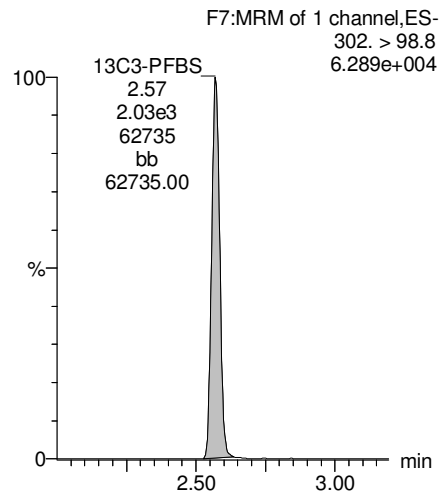
**PFHpA**



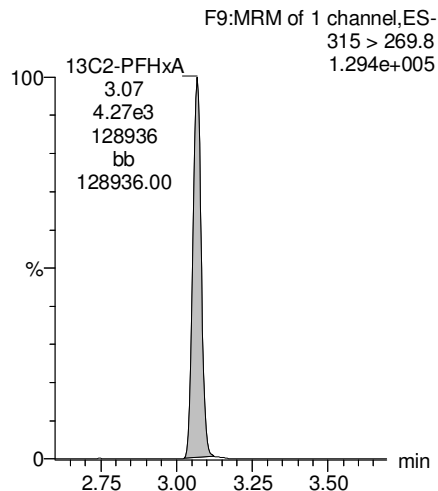
**Total PFHxS**



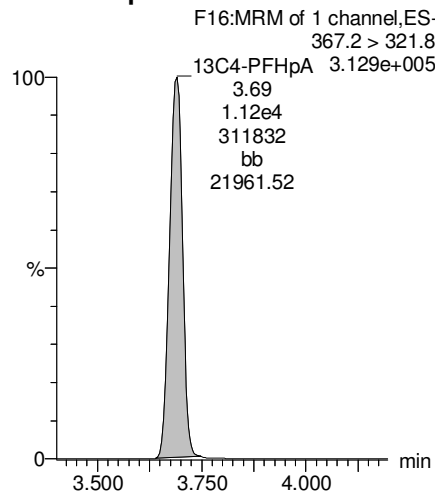
**13C3-PFBS**



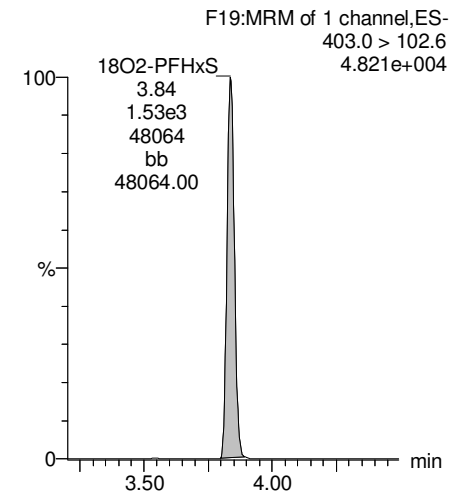
**13C2-PFHxA**



**13C4-PFHpA**



**18O2-PFHxS**



Dataset: F:\Projects\PFAS.PRO\Results\180218M1\180218M1-25.qld

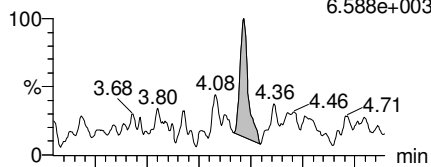
Last Altered: Tuesday, February 20, 2018 14:39:28 Pacific Standard Time

Printed: Tuesday, February 20, 2018 14:40:22 Pacific Standard Time

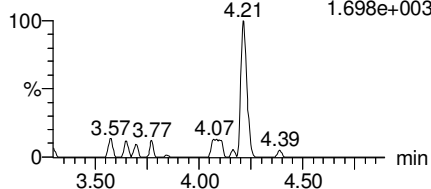
Name: 180218M1\_25, Date: 18-Feb-2018, Time: 18:24:03, ID: 1800267-04 WI-AF-FB-012218 0.11669, Description: WI-AF-FB-012218

**Total PFOA**

F20:MRM of 2 channels,ES-  
413 > 368.7  
6.588e+003

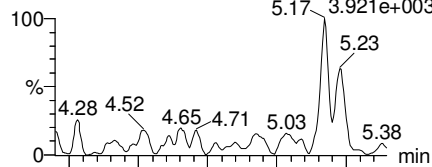


F20:MRM of 2 channels,ES-  
413 > 169  
1.698e+003

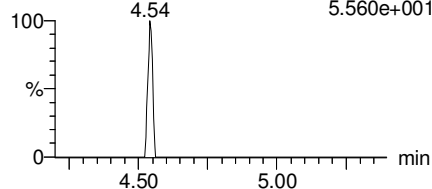


**PFNA**

F26:MRM of 2 channels,ES-  
463.0 > 418.8  
3.921e+003




F26:MRM of 2 channels,ES-  
463.0 > 219.0  
5.560e+001

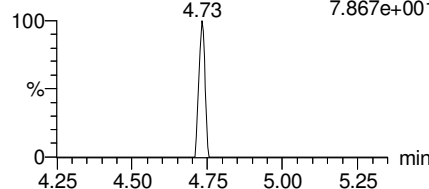


**Total PFOS**

F31:MRM of 2 channels,ES-  
499 > 79.9  
4.706e+001

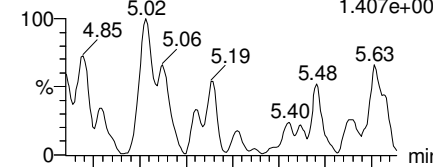


F31:MRM of 2 channels,ES-  
499 > 99  
7.867e+001

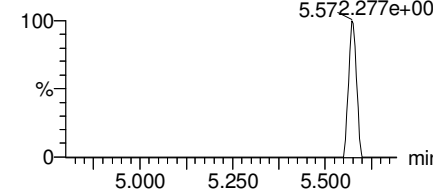


**PFDA**

F36:MRM of 2 channels,ES-  
513 > 468.8  
1.407e+003

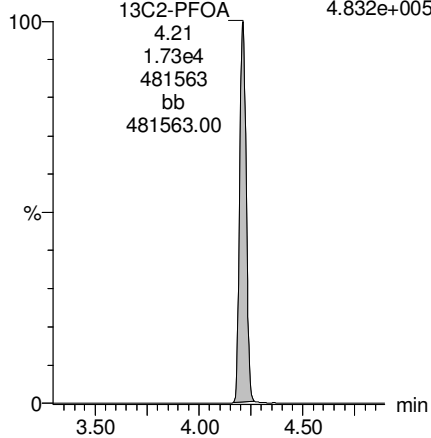


F36:MRM of 2 channels,ES-  
513 > 219  
5.572.277e+002



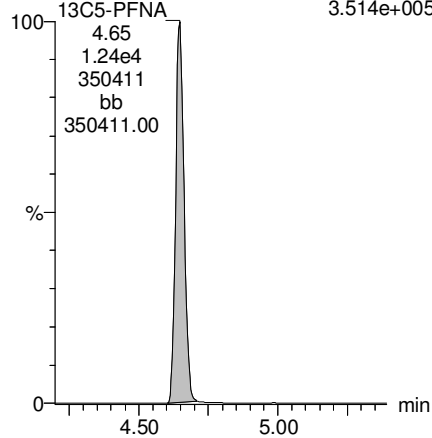
**13C2-PFOA**

F21:MRM of 1 channel,ES-  
414.9 > 369.7  
4.832e+005



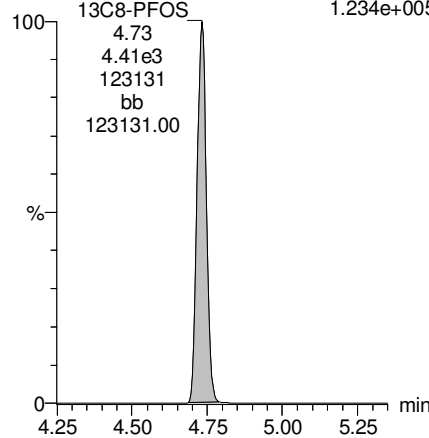
**13C5-PFNA**

F27:MRM of 1 channel,ES-  
468.2 > 422.9  
3.514e+005



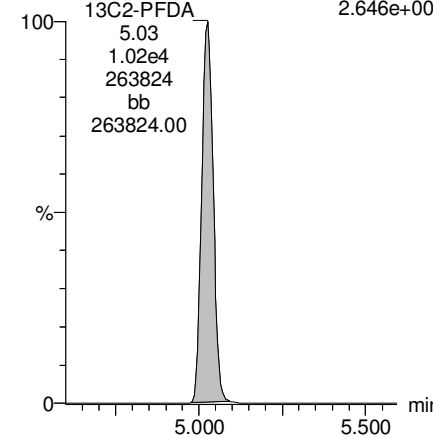
**13C8-PFOS**

F34:MRM of 1 channel,ES-  
507.0 > 79.9  
1.234e+005



**13C2-PFDA**

F37:MRM of 1 channel,ES-  
515.1 > 469.9  
2.646e+005



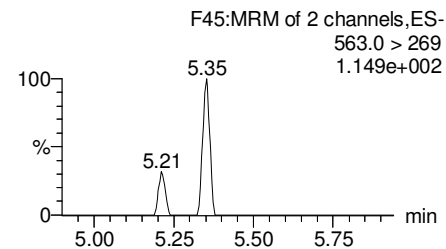
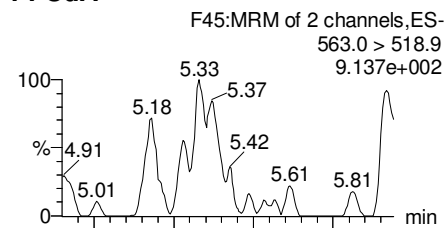
Dataset: F:\Projects\PFAS.PRO\Results\180218M1\180218M1-25.qld

Last Altered: Tuesday, February 20, 2018 14:39:28 Pacific Standard Time

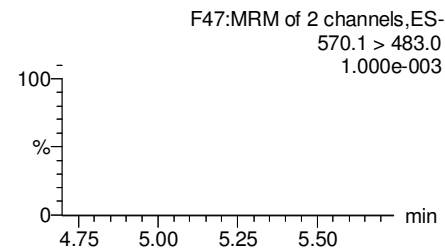
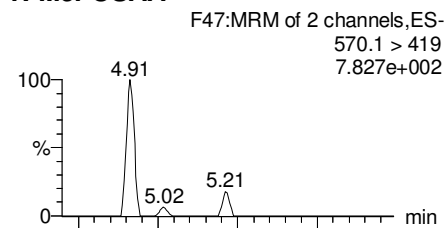
Printed: Tuesday, February 20, 2018 14:40:22 Pacific Standard Time

Name: 180218M1\_25, Date: 18-Feb-2018, Time: 18:24:03, ID: 1800267-04 WI-AF-FB-012218 0.11669, Description: WI-AF-FB-012218

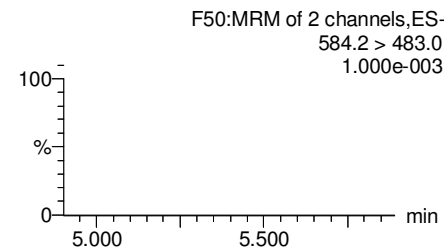
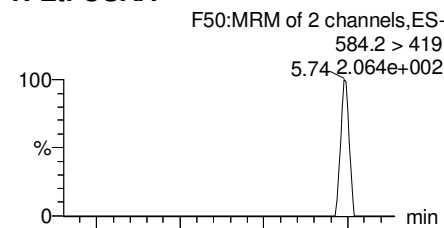
**PFUdA**



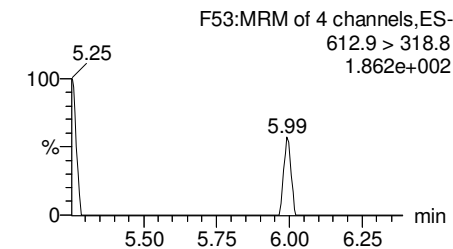
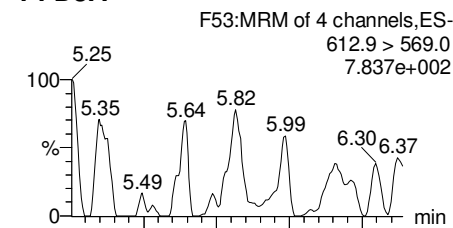
**N-MeFOSAA**



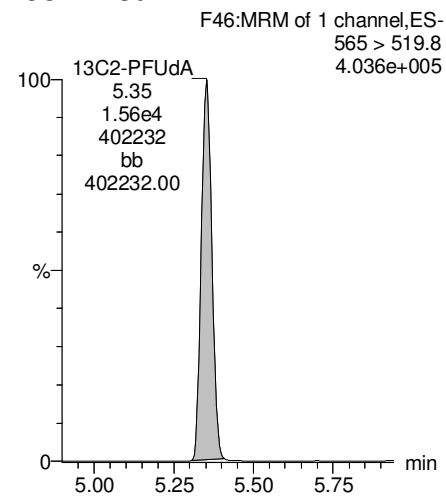
**N-EtFOSAA**



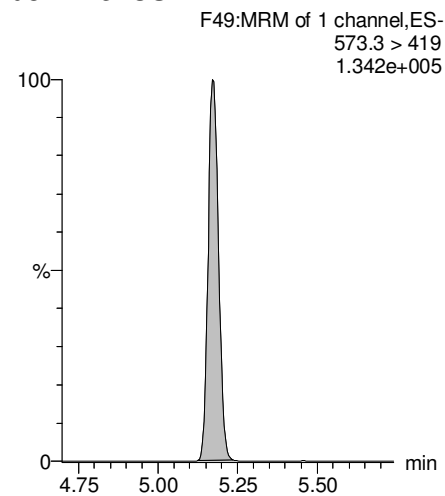
**PFDaA**



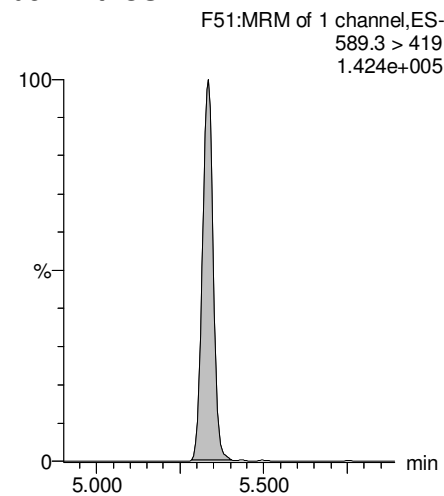
**13C2-PFUdA**



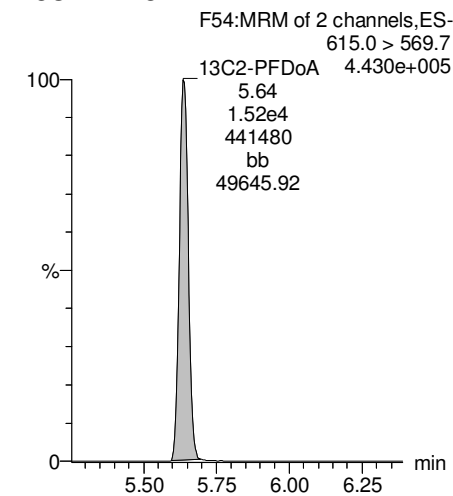
**d3-N-MeFOSAA**



**d5-N-EtFOSAA**



**13C2-PFDaA**



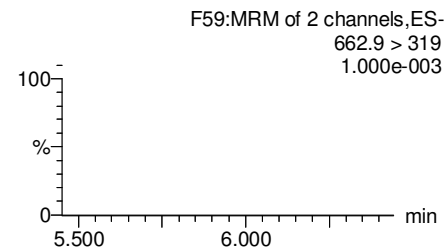
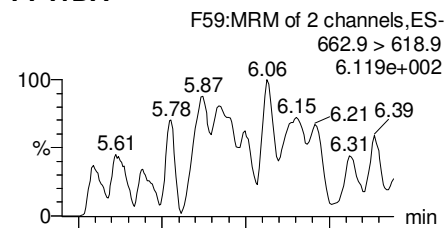
Dataset: F:\Projects\PFAS.PRO\Results\180218M1\180218M1-25.qld

Last Altered: Tuesday, February 20, 2018 14:39:28 Pacific Standard Time

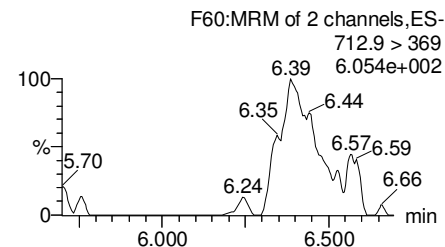
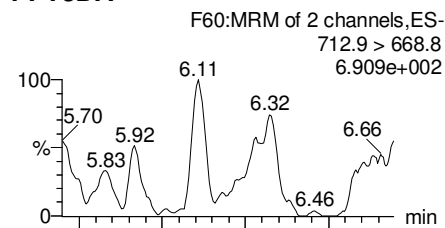
Printed: Tuesday, February 20, 2018 14:40:22 Pacific Standard Time

Name: 180218M1\_25, Date: 18-Feb-2018, Time: 18:24:03, ID: 1800267-04 WI-AF-FB-012218 0.11669, Description: WI-AF-FB-012218

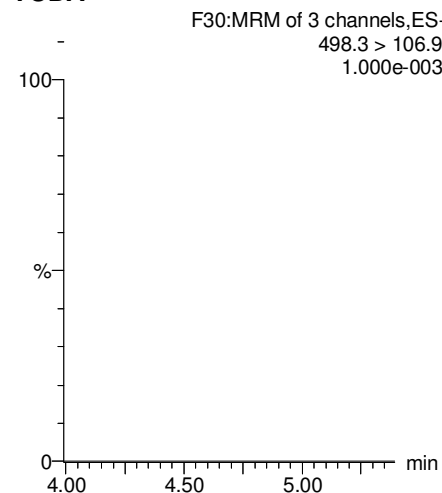
**PFTrDA**



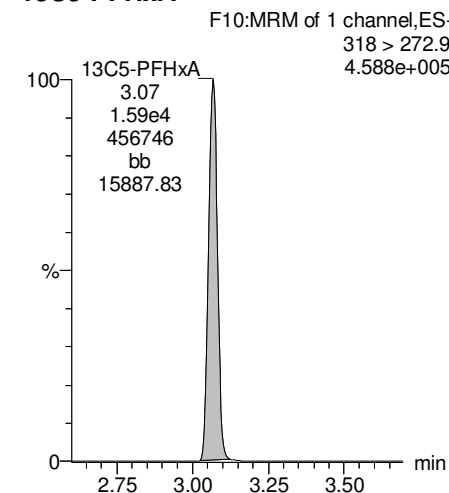
**PFTeDA**



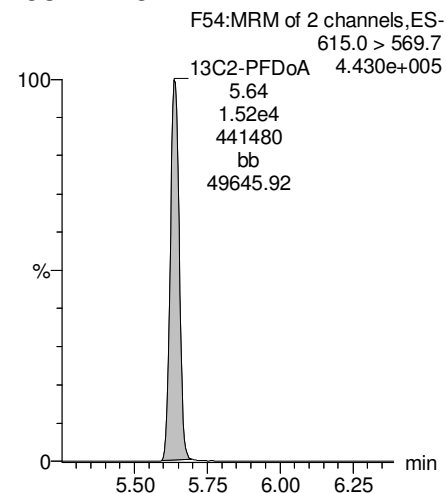
**TCDA**



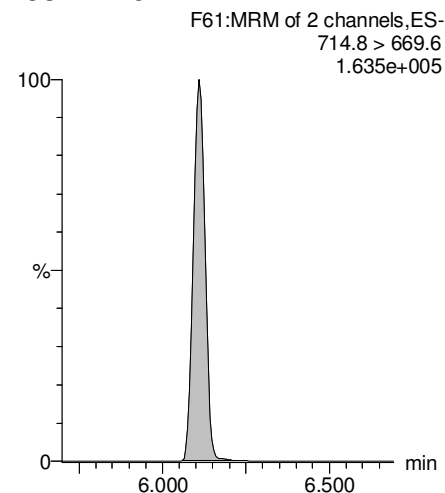
**13C5-PFHxA**



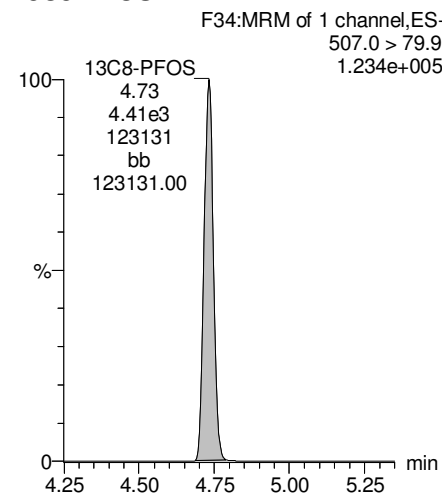
**13C2-PFDoA**



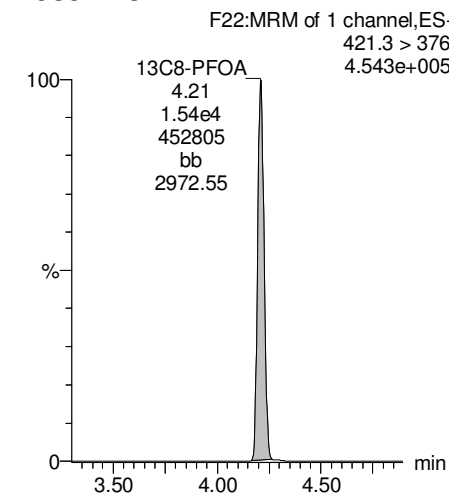
**13C2-PFTeDA**



**13C8-PFOS**



**13C8-PFOA**



Dataset: F:\Projects\PFAS.PRO\Results\180218M1\180218M1-25.qld

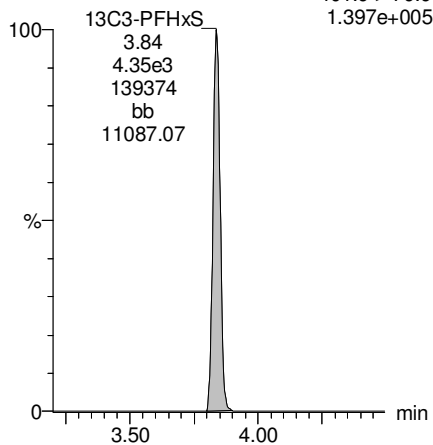
Last Altered: Tuesday, February 20, 2018 14:39:28 Pacific Standard Time

Printed: Tuesday, February 20, 2018 14:40:22 Pacific Standard Time

Name: 180218M1\_25, Date: 18-Feb-2018, Time: 18:24:03, ID: 1800267-04 WI-AF-FB-012218 0.11669, Description: WI-AF-FB-012218

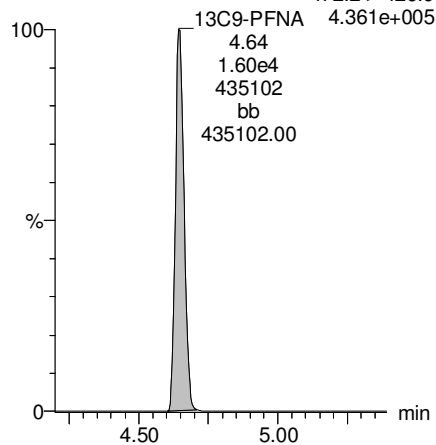
**13C3-PFHxS**

F18:MRM of 1 channel,ES-  
401.9 > 79.9  
1.397e+005



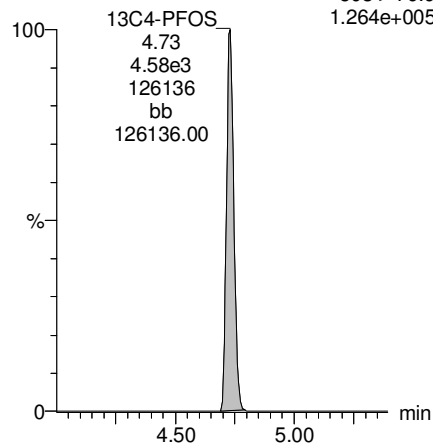
**13C9-PFNA**

F28:MRM of 1 channel,ES-  
472.2 > 426.9  
4.361e+005



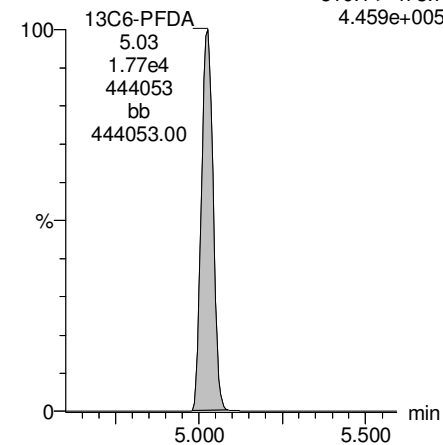
**13C4-PFOS**

F32:MRM of 1 channel,ES-  
503 > 79.9  
1.264e+005



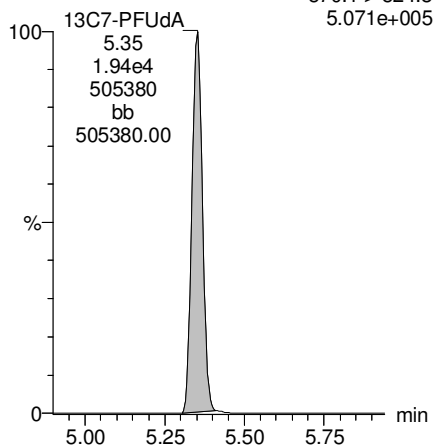
**13C6-PFDA**

F39:MRM of 1 channel,ES-  
519.1 > 473.7  
4.459e+005



**13C7-PFUDa**

F48:MRM of 1 channel,ES-  
570.1 > 524.8  
5.071e+005



Dataset: F:\Projects\PFAS.PRO\Results\180218M1\180218M1-26.qld

Last Altered: Tuesday, February 20, 2018 14:41:31 Pacific Standard Time

Printed: Tuesday, February 20, 2018 14:41:55 Pacific Standard Time

Method: F:\Projects\PFAS.PRO\MethDB\PFAS\_FULL\_80C\_021318.mdb 20 Feb 2018 14:17:29

Calibration: F:\Projects\PFAS.PRO\CurveDB\C18\_VAL-PFAS\_Q4\_02-18-18-FULL.cdb 20 Feb 2018 11:25:50

Name: 180218M1\_26, Date: 18-Feb-2018, Time: 18:35:30, ID: 1800267-06 WI-AF-EB07-SO-0118 0.11904, Description: WI-AF-EB07-SO-0118

	#	Name	Trace	Area	IS Area	Wt./Vol.	RRF	Pred.RT	RT	y Axis Resp.	Conc.	%Rec
1	3	PFBS	299.0 > 79.7		2.21e3	0.119		2.60				
2	5	PFHxA	313.2 > 268.9		4.73e3	0.119		3.19				
3	7	PFHpA	363.0 > 318.9		1.20e4	0.119		3.81				
4	8	L-PFHxS	398.9 > 79.6	2.69e0	1.66e3	0.119		3.85	3.84	0.0203	0.7371	
5	11	L-PFOA	413 > 368.7	2.65e2	1.79e4	0.119		4.22	4.21	0.185	0.8976	
6	14	PFNA	463.0 > 418.8		1.24e4	0.119		4.76				
7	16	L-PFOS	499 > 79.9		4.61e3	0.119		4.74				
8	18	PFDA	513 > 468.8		1.33e4	0.119		5.14				
9	21	N-MeFOSAA	570.1 > 419		5.20e3	0.119		5.29				
10	22	N-EtFOSAA	584.2 > 419		5.52e3	0.119		5.45				
11	23	PFUdA	563.0 > 518.9	2.42e1	1.41e4	0.119		5.46	5.36	0.0215		



Dataset: F:\Projects\PFAS.PRO\Results\180218M1\180218M1-26.qld

Last Altered: Tuesday, February 20, 2018 14:41:31 Pacific Standard Time

Printed: Tuesday, February 20, 2018 14:42:04 Pacific Standard Time

Method: F:\Projects\PFAS.PRO\MethDB\PFAS\_FULL\_80C\_021318.mdb 20 Feb 2018 14:17:29

Calibration: F:\Projects\PFAS.PRO\CurveDB\C18\_VAL-PFAS\_Q4\_02-18-18-FULL.cdb 20 Feb 2018 11:25:50

Name: 180218M1\_26, Date: 18-Feb-2018, Time: 18:35:30, ID: 1800267-06 WI-AF-EB07-SO-0118 0.11904, Description: WI-AF-EB07-SO-0118

#	Name	Trace	Area	IS Area	Wt./Vol.	RRF	Pred.RT	RT	y Axis Resp.	Conc.	%Rec	
1	25	PFDa	612.9 > 569.0	1.62e4	0.119		5.74					
2	27	PFTDA	662.9 > 618.9	1.62e4	0.119		5.98					
3	28	PFTeDA	712.9 > 668.8	8.56e3	0.119		6.20					
4	36	13C3-PFBS	302. > 98.8	2.21e3	1.70e4	0.119	0.128	2.69	2.57	1.62	106.6264	101.5
5	37	13C2-PFHxA	315 > 269.8	4.73e3	1.70e4	0.119	0.755	3.19	3.07	3.48	38.6990	92.1
6	38	13C4-PFHpA	367.2 > 321.8	1.20e4	1.70e4	0.119	0.770	3.81	3.69	8.86	96.7230	92.1
7	39	18O2-PFHxS	403.0 > 102.6	1.66e3	4.41e3	0.119	0.412	3.96	3.84	4.69	95.7444	91.2
8	40	13C2-PFOA	414.9 > 369.7	1.79e4	1.45e4	0.119	1.614	4.33	4.22	15.4	80.2111	76.4
9	41	13C5-PFNA	468.2 > 422.9	1.24e4	1.46e4	0.119	1.012	4.76	4.65	10.6	87.9430	83.7
10	42	13C8-PFOSA	506.1 > 77.7	2.63e3	2.23e4	0.119	0.312	4.83	4.71	1.48	39.7631	37.9
11	43	13C8-PFOS	507.0 > 79.9	4.61e3	4.61e3	0.119	1.017	4.84	4.74	12.5	103.2240	98.3
12	44	13C2-PFDA	515.1 > 469.9	1.33e4	2.01e4	0.119	1.013	5.14	5.03	8.30	68.7963	65.5
13	45	d3-N-MeFOSAA	573.3 > 419	5.20e3	2.23e4	0.119	0.404	5.29	5.18	2.91	60.5034	57.6
14	46	d5-N-EtFOSAA	589.3 > 419	5.52e3	2.23e4	0.119	0.443	5.45	5.33	3.09	58.6322	55.8
15	47	13C2-PFUdA	565 > 519.8	1.41e4	2.23e4	0.119	1.150	5.46	5.36	7.90	57.7193	55.0
16	48	13C2-PFDoA	615.0 > 569.7	1.62e4	2.23e4	0.119	0.956	5.74	5.64	9.08	79.8230	76.0
17	49	d3-N-MeFOSA	515.2 > 168.9		2.23e4	0.119	0.145	5.84				
18	50	13C2-PFTeDA	714.8 > 669.6	8.56e3	2.23e4	0.119	0.416	6.20	6.11	4.80	96.9686	92.3
19	51	d5-N-ETFOSA	531.1 > 168.9		2.23e4	0.119	0.212	6.22				
20	52	13C2-PFHxDA	815 > 769.7	6.98e3	2.23e4	0.119	0.701	6.51	6.44	3.91	46.9003	111.7
21	53	d7-N-MeFOSE	623.1 > 58.9		2.23e4	0.119	0.185	6.31				
22	54	d9-N-EtFOSE	639.2 > 58.8		2.23e4	0.119	0.165	6.45				
23	55	13C4-PFBA	217. > 171.8	1.35e4	1.35e4	0.119	1.000	1.46	1.34	12.5	105.0067	100.0
24	56	13C5-PFHxA	318 > 272.9	1.70e4	1.70e4	0.119	1.000	3.19	3.07	12.5	105.0067	100.0
25	57	13C3-PFHxS	401.9 > 79.9	4.41e3	4.41e3	0.119	1.000	3.96	3.84	12.5	105.0067	100.0
26	58	13C8-PFOA	421.3 > 376	1.45e4	1.45e4	0.119	1.000	4.33	4.21	12.5	105.0067	100.0
27	59	13C9-PFNA	472.2 > 426.9	1.46e4	1.46e4	0.119	1.000	4.70	4.65	12.5	105.0067	100.0
28	60	13C4-PFOS	503 > 79.9	4.61e3	4.61e3	0.119	1.000	4.84	4.74	12.5	105.0067	100.0
29	61	13C6-PFDA	519.1 > 473.7	2.01e4	2.01e4	0.119	1.000	5.14	5.03	12.5	105.0067	100.0
30	62	13C7-PFUdA	570.1 > 524.8	2.23e4	2.23e4	0.119	1.000	5.46	5.36	12.5	105.0067	100.0
31	63	Total PFHxS	398.9 > 79.6	2.69e0	1.66e3	0.119		3.85		0.0203	0.7371	
32	64	Total PFOA	413 > 368.7	2.65e2	1.79e4	0.119		4.21		0.185	0.8976	

Dataset: F:\Projects\PFAS.PRO\Results\180218M1\180218M1-26.qld

Last Altered: Tuesday, February 20, 2018 14:41:31 Pacific Standard Time

Printed: Tuesday, February 20, 2018 14:42:04 Pacific Standard Time

**Name: 180218M1\_26, Date: 18-Feb-2018, Time: 18:35:30, ID: 1800267-06 WI-AF-EB07-SO-0118 0.11904, Description: WI-AF-EB07-SO-0118**

	# Name	Trace	Area	IS Area	Wt./Vol.	RRF	Pred.RT	RT	y Axis Resp.	Conc.	%Rec
33	65 Total PFOS	499 > 79.9	0.00e0	4.61e3	0.119		4.73		0.000		
34	66 Total N-MeFOSAA	570.1 > 419	0.00e0	5.20e3	0.119		5.29		0.000		
35	67 Total N-EtFOSAA	584.2 > 419	0.00e0	5.52e3	0.119		5.45		0.000		

Dataset: F:\Projects\PFAS.PRO\Results\180218M1\180218M1-26.qld

Last Altered: Tuesday, February 20, 2018 14:41:31 Pacific Standard Time

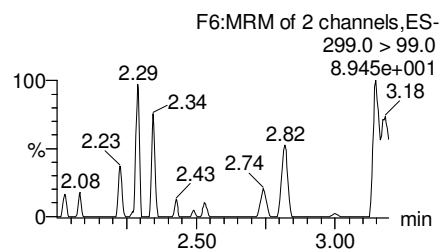
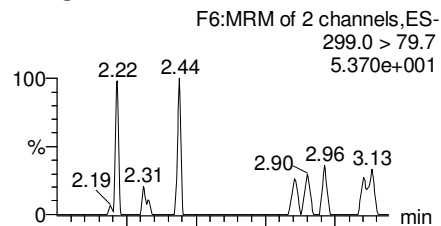
Printed: Tuesday, February 20, 2018 14:42:04 Pacific Standard Time

Method: F:\Projects\PFAS.PRO\MethDB\PFAS\_FULL\_80C\_021318.mdb 20 Feb 2018 14:17:29

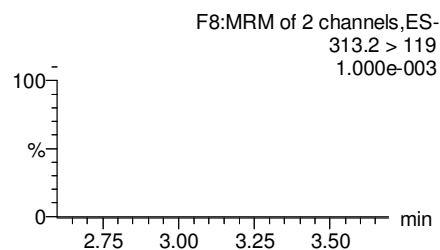
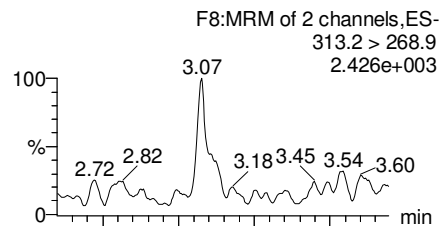
Calibration: F:\Projects\PFAS.PRO\CurveDB\C18\_VAL-PFAS\_Q4\_02-18-18-FULL.cdb 20 Feb 2018 11:25:50

Name: 180218M1\_26, Date: 18-Feb-2018, Time: 18:35:30, ID: 1800267-06 WI-AF-EB07-SO-0118 0.11904, Description: WI-AF-EB07-SO-0118

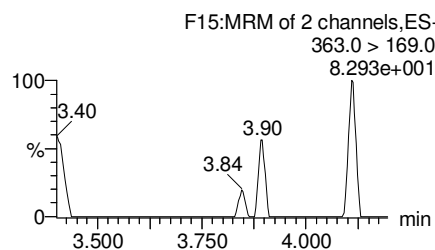
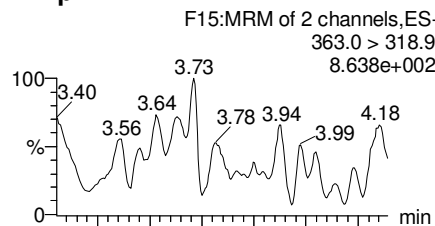
**PFBS**



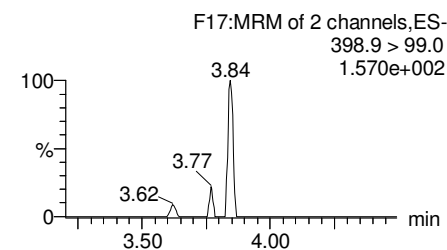
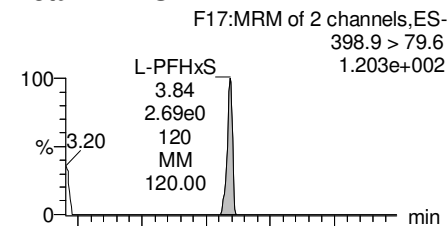
**PFHxA**



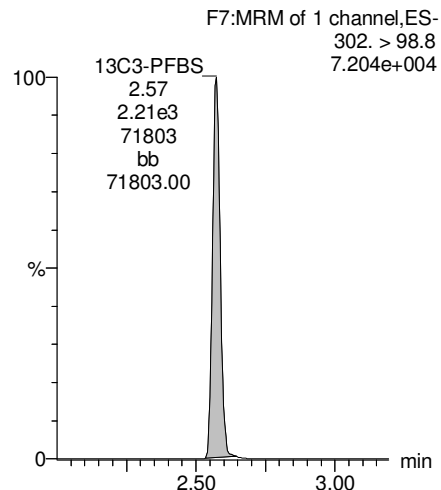
**PFHpA**



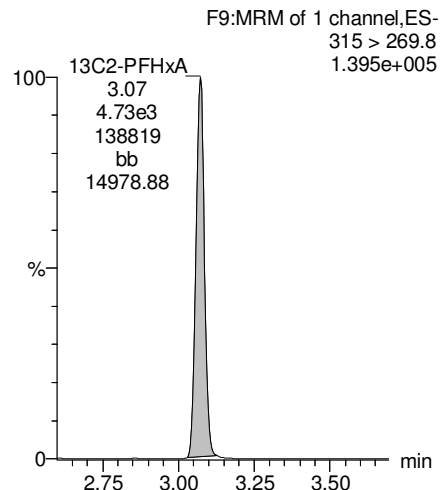
**Total PFHxS**



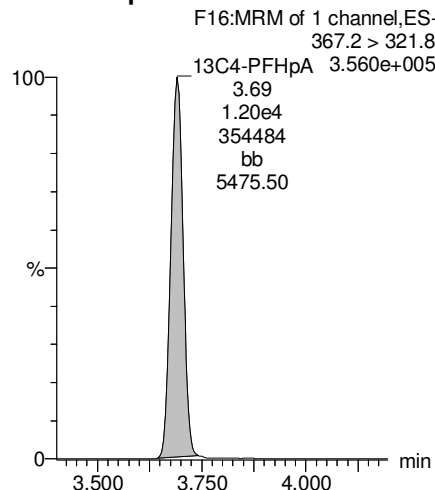
**13C3-PFBS**



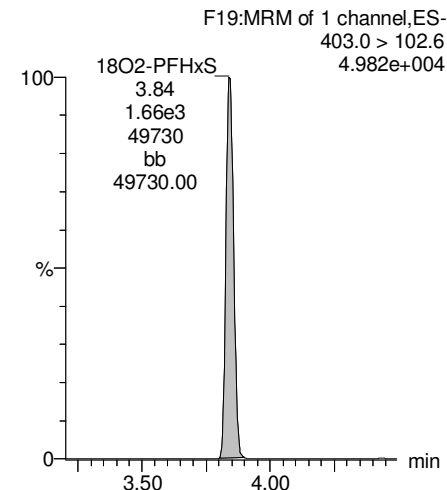
**13C2-PFHxA**



**13C4-PFHpA**



**18O2-PFHxS**



Dataset: F:\Projects\PFAS.PRO\Results\180218M1\180218M1-26.qld

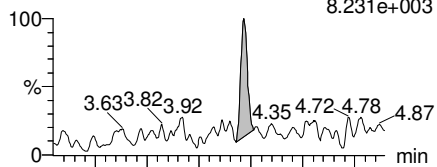
Last Altered: Tuesday, February 20, 2018 14:41:31 Pacific Standard Time

Printed: Tuesday, February 20, 2018 14:42:04 Pacific Standard Time

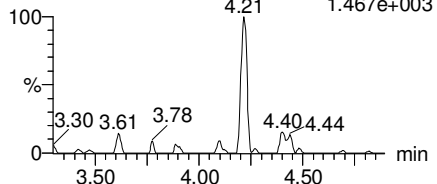
Name: 180218M1\_26, Date: 18-Feb-2018, Time: 18:35:30, ID: 1800267-06 WI-AF-EB07-SO-0118 0.11904, Description: WI-AF-EB07-SO-0118

**Total PFOA**

F20:MRM of 2 channels,ES-  
413 > 368.7  
8.231e+003

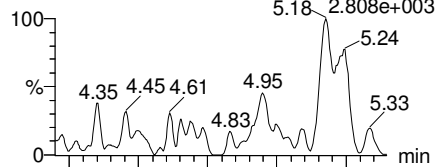


F20:MRM of 2 channels,ES-  
413 > 169  
1.467e+003




**PFNA**

F26:MRM of 2 channels,ES-  
463.0 > 418.8  
2.808e+003

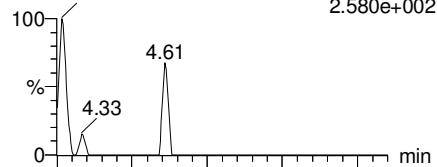


F26:MRM of 2 channels,ES-  
463.0 > 219.0  
1.510e+001

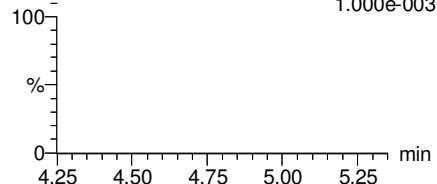


**Total PFOS**

F31:MRM of 2 channels,ES-  
499 > 79.9  
2.580e+002

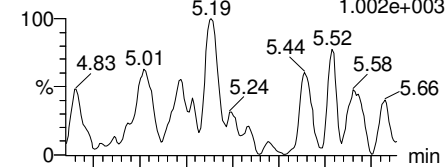


F31:MRM of 2 channels,ES-  
499 > 99  
1.000e-003

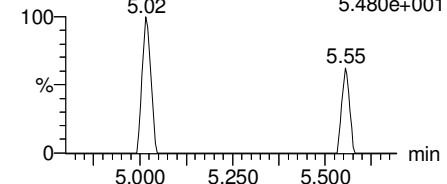


**PFDA**

F36:MRM of 2 channels,ES-  
513 > 468.8  
1.002e+003

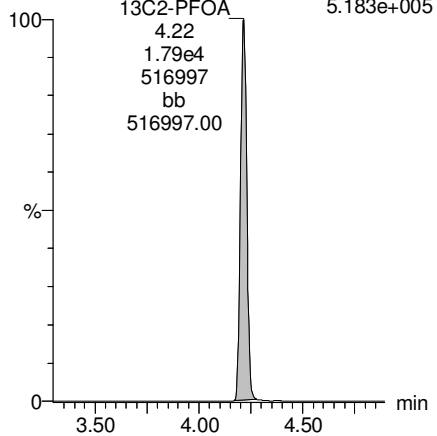


F36:MRM of 2 channels,ES-  
513 > 219  
5.480e+001



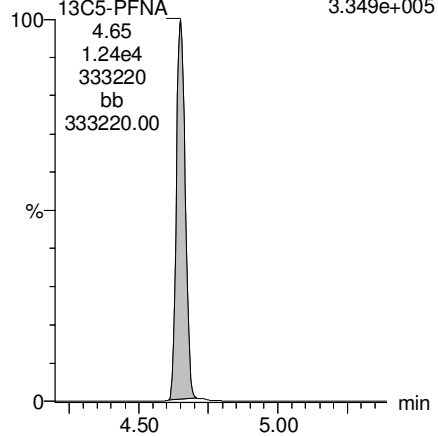
**13C2-PFOA**

F21:MRM of 1 channel,ES-  
414.9 > 369.7  
5.183e+005



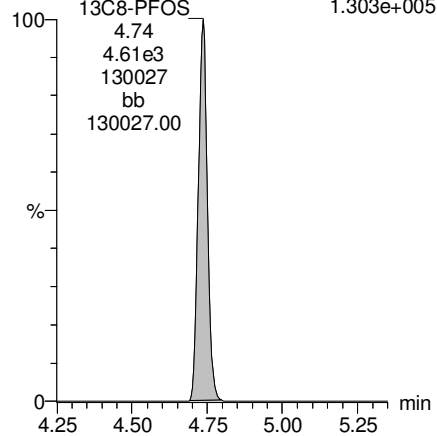
**13C5-PFNA**

F27:MRM of 1 channel,ES-  
468.2 > 422.9  
3.349e+005



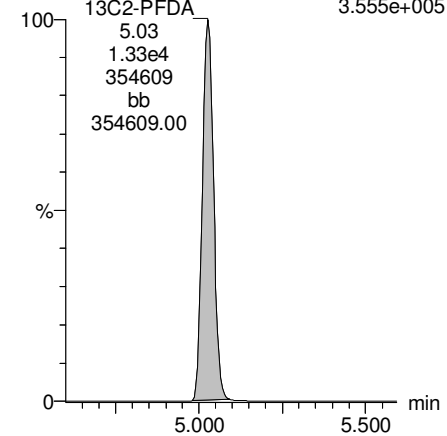
**13C8-PFOS**

F34:MRM of 1 channel,ES-  
507.0 > 79.9  
1.303e+005



**13C2-PFDA**

F37:MRM of 1 channel,ES-  
515.1 > 469.9  
3.555e+005



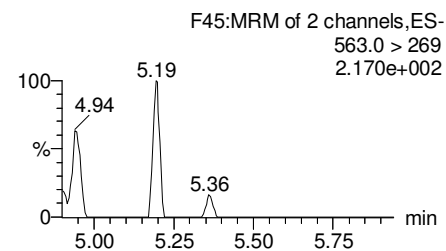
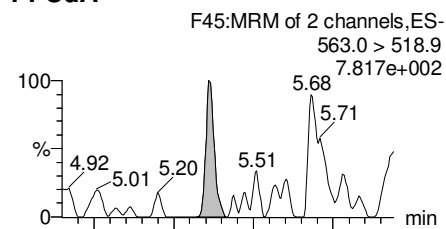
Dataset: F:\Projects\PFAS.PRO\Results\180218M1\180218M1-26.qld

Last Altered: Tuesday, February 20, 2018 14:41:31 Pacific Standard Time

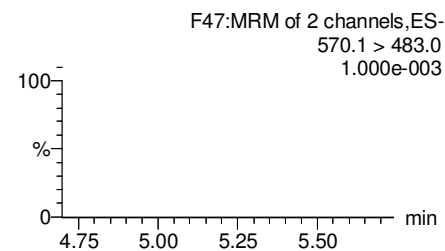
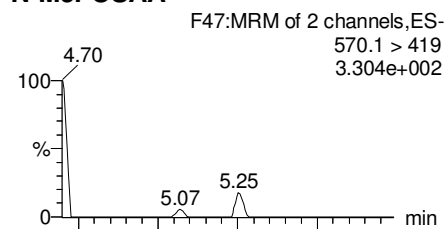
Printed: Tuesday, February 20, 2018 14:42:04 Pacific Standard Time

Name: 180218M1\_26, Date: 18-Feb-2018, Time: 18:35:30, ID: 1800267-06 WI-AF-EB07-SO-0118 0.11904, Description: WI-AF-EB07-SO-0118

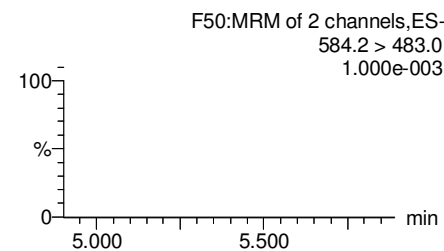
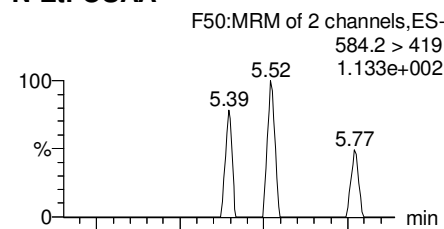
**PFUdA**



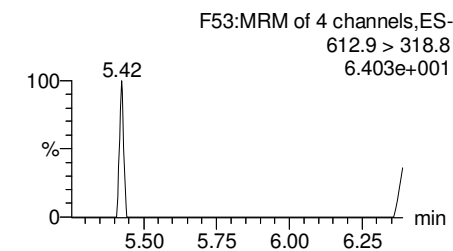
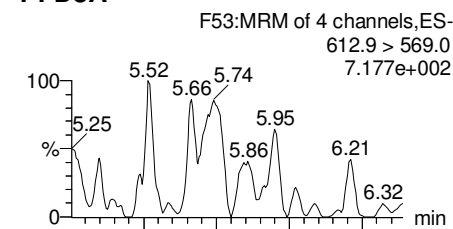
**N-MeFOSAA**



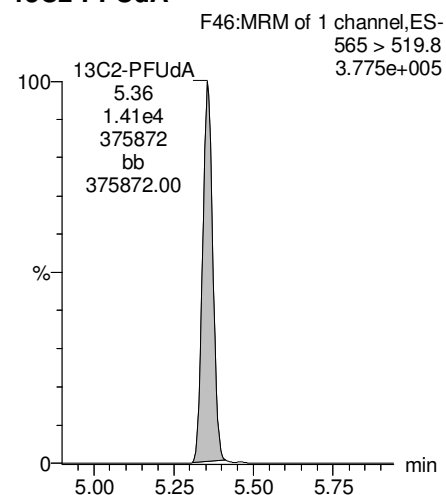
**N-EtFOSAA**



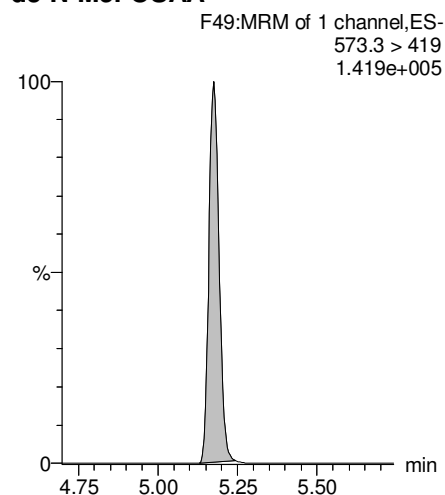
**PFDaA**



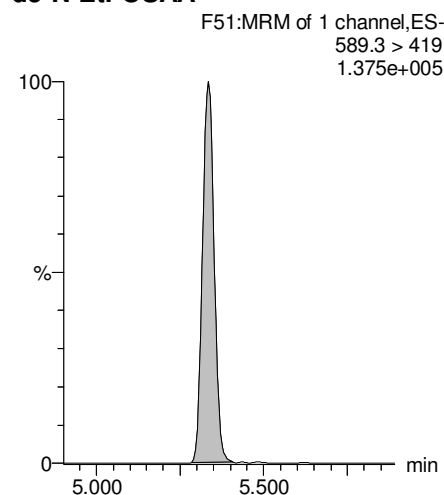
**13C2-PFUdA**



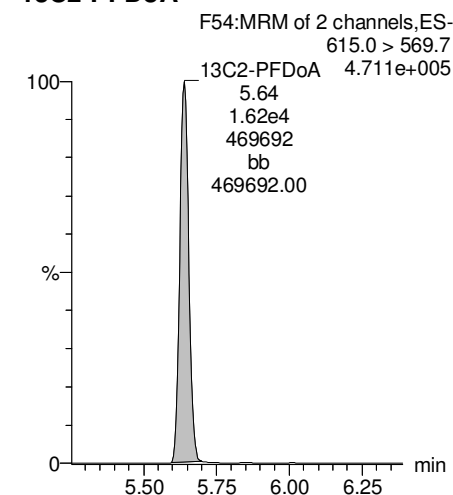
**d3-N-MeFOSAA**



**d5-N-EtFOSAA**



**13C2-PFDaA**



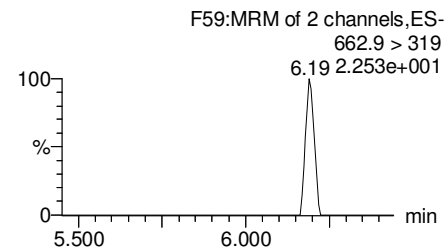
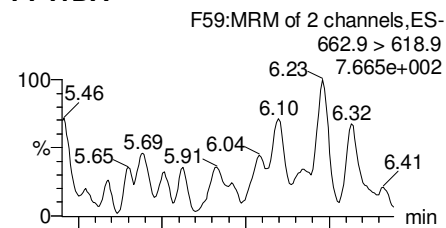
Dataset: F:\Projects\PFAS.PRO\Results\180218M1\180218M1-26.qld

Last Altered: Tuesday, February 20, 2018 14:41:31 Pacific Standard Time

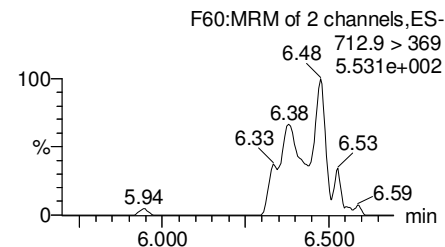
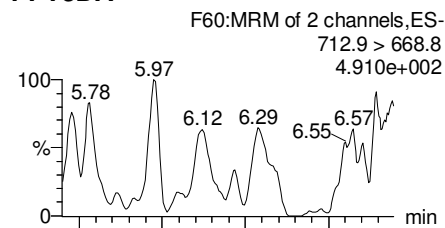
Printed: Tuesday, February 20, 2018 14:42:04 Pacific Standard Time

Name: 180218M1\_26, Date: 18-Feb-2018, Time: 18:35:30, ID: 1800267-06 WI-AF-EB07-SO-0118 0.11904, Description: WI-AF-EB07-SO-0118

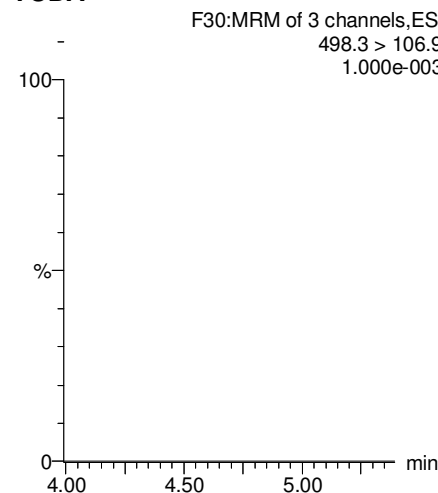
**PFTrDA**



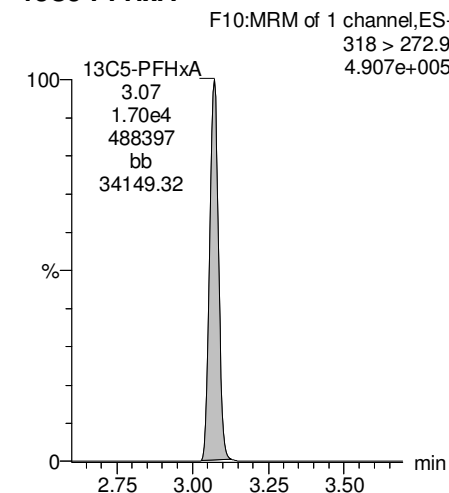
**PFTeDA**



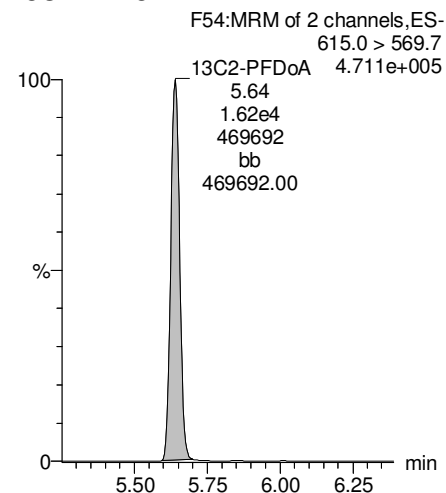
**TCDA**



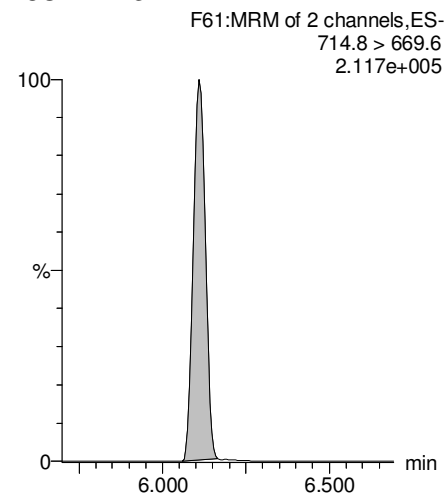
**13C5-PFHxA**



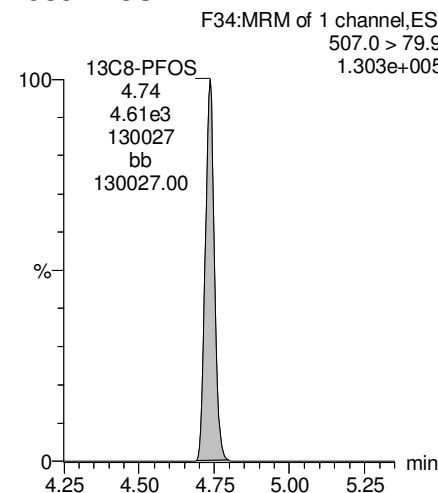
**13C2-PFDoA**



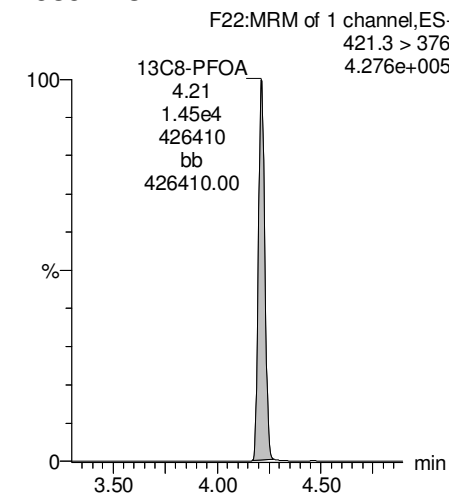
**13C2-PFTeDA**



**13C8-PFOS**



**13C8-PFOA**



Dataset: F:\Projects\PFAS.PRO\Results\180218M1\180218M1-26.qld

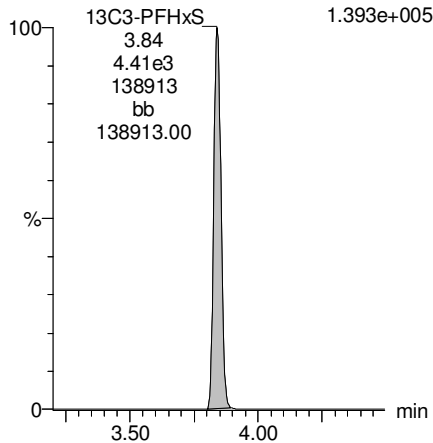
Last Altered: Tuesday, February 20, 2018 14:41:31 Pacific Standard Time

Printed: Tuesday, February 20, 2018 14:42:04 Pacific Standard Time

Name: 180218M1\_26, Date: 18-Feb-2018, Time: 18:35:30, ID: 1800267-06 WI-AF-EB07-SO-0118 0.11904, Description: WI-AF-EB07-SO-0118

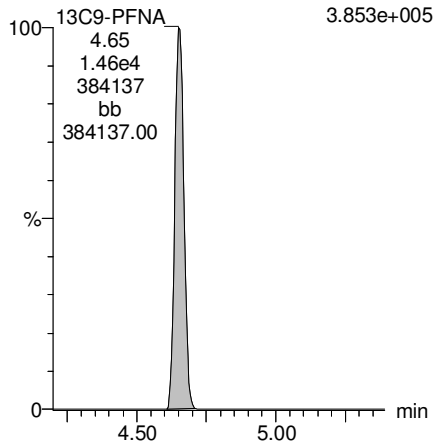
**13C3-PFHxS**

F18:MRM of 1 channel,ES-  
401.9 > 79.9  
1.393e+005



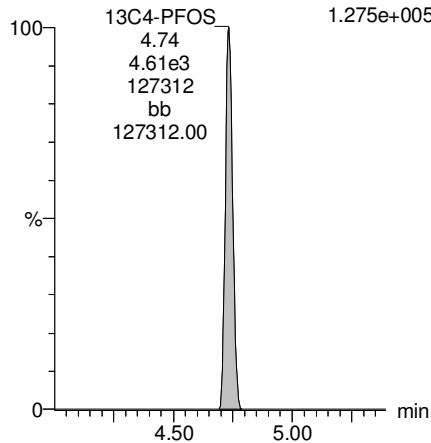
**13C9-PFNA**

F28:MRM of 1 channel,ES-  
472.2 > 426.9  
3.853e+005



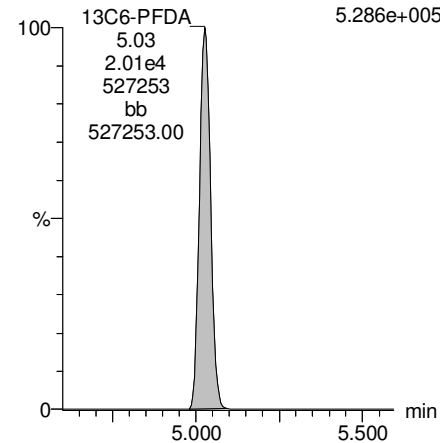
**13C4-PFOS**

F32:MRM of 1 channel,ES-  
503 > 79.9  
1.275e+005



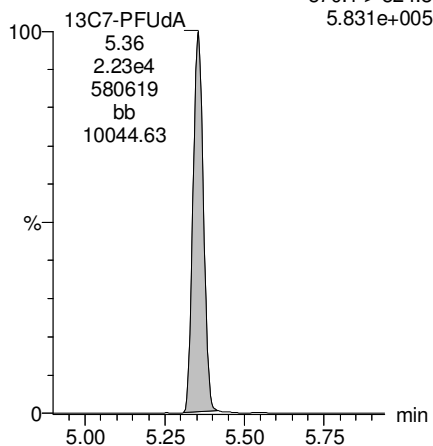
**13C6-PFDA**

F39:MRM of 1 channel,ES-  
519.1 > 473.7  
5.286e+005



**13C7-PFUDa**

F48:MRM of 1 channel,ES-  
570.1 > 524.8  
5.831e+005



Dataset: F:\Projects\PFAS.PRO\Results\180218M1\180218M1-27.qld

Last Altered: Tuesday, February 20, 2018 14:45:45 Pacific Standard Time

Printed: Tuesday, February 20, 2018 14:46:14 Pacific Standard Time

Method: F:\Projects\PFAS.PRO\MethDB\PFAS\_FULL\_80C\_021318.mdb 20 Feb 2018 14:17:29

Calibration: F:\Projects\PFAS.PRO\CurveDB\C18\_VAL-PFAS\_Q4\_02-18-18-FULL.cdb 20 Feb 2018 11:25:50

Name: 180218M1\_27, Date: 18-Feb-2018, Time: 18:46:59, ID: 1800267-07 WI-AF-FB-012418 0.11994, Description: WI-AF-FB-012418

	# Name	Trace	Area	IS Area	Wt./Vol.	RRF	Pred.RT	RT	y Axis Resp.	Conc.	%Rec
1	3 PFBS	299.0 > 79.7		2.28e3	0.120		2.60				
2	5 PFHxA	313.2 > 268.9		5.27e3	0.120		3.19				
3	7 PFHpA	363.0 > 318.9		1.24e4	0.120		3.81				
4	8 L-PFHxS	398.9 > 79.6	1.41e1	1.79e3	0.120		3.85	3.84	0.0981	1.0883	
5	11 L-PFOA	413 > 368.7	2.54e2	1.93e4	0.120		4.22	4.22	0.164	0.7252	
6	14 PFNA	463.0 > 418.8		1.29e4	0.120		4.76				
7	16 L-PFOS	499 > 79.9		4.63e3	0.120		4.74				
8	18 PFDA	513 > 468.8		1.27e4	0.120		5.14				
9	21 N-MeFOSAA	570.1 > 419		4.44e3	0.120		5.29				
10	22 N-EtFOSAA	584.2 > 419		4.66e3	0.120		5.45				
11	23 PFUdA	563.0 > 518.9		1.50e4	0.120		5.46				



Dataset: F:\Projects\PFAS.PRO\Results\180218M1\180218M1-27.qld

Last Altered: Tuesday, February 20, 2018 14:45:45 Pacific Standard Time

Printed: Tuesday, February 20, 2018 14:46:25 Pacific Standard Time

Method: F:\Projects\PFAS.PRO\MethDB\PFAS\_FULL\_80C\_021318.mdb 20 Feb 2018 14:17:29

Calibration: F:\Projects\PFAS.PRO\CurveDB\C18\_VAL-PFAS\_Q4\_02-18-18-FULL.cdb 20 Feb 2018 11:25:50

Name: 180218M1\_27, Date: 18-Feb-2018, Time: 18:46:59, ID: 1800267-07 WI-AF-FB-012418 0.11994, Description: WI-AF-FB-012418

#	Name	Trace	Area	IS Area	Wt./Vol.	RRF	Pred.RT	RT	y Axis Resp.	Conc.	%Rec	
1	25	PFDa	612.9 > 569.0	1.53e4	0.120		5.74					
2	27	PFTDA	662.9 > 618.9	1.53e4	0.120		5.98					
3	28	PFTeDA	712.9 > 668.8	1.05e4	0.120		6.20					
4	36	13C3-PFBS	302. > 98.8	2.28e3	1.78e4	0.128	2.69	2.58	1.60	104.2724	100.1	
5	37	13C2-PFHxA	315 > 269.8	5.27e3	1.78e4	0.755	3.19	3.07	3.70	40.8144	97.9	
6	38	13C4-PFHpA	367.2 > 321.8	1.24e4	1.78e4	0.770	3.81	3.69	8.69	94.1060	90.3	
7	39	18O2-PFHxS	403.0 > 102.6	1.79e3	4.21e3	0.120	3.96	3.84	5.31	107.5949	103.2	
8	40	13C2-PFOA	414.9 > 369.7	1.93e4	1.57e4	0.120	4.33	4.22	15.4	79.5425	76.3	
9	41	13C5-PFNA	468.2 > 422.9	1.29e4	1.75e4	0.120	4.76	4.65	9.17	75.5302	72.5	
10	42	13C8-PFOSA	506.1 > 77.7	2.08e3	2.16e4	0.120	4.83	4.71	1.21	32.2438	30.9	
11	43	13C8-PFOS	507.0 > 79.9	4.63e3	4.21e3	0.120	4.84	4.74	13.7	112.6193	108.1	
12	44	13C2-PFDA	515.1 > 469.9	1.27e4	1.68e4	0.120	5.14	5.03	9.48	77.9746	74.8	
13	45	d3-N-MeFOSAA	573.3 > 419	4.44e3	2.16e4	0.120	5.29	5.18	2.57	53.0582	50.9	
14	46	d5-N-EtFOSAA	589.3 > 419	4.66e3	2.16e4	0.120	5.45	5.33	2.70	50.7479	48.7	
15	47	13C2-PFUdA	565 > 519.8	1.50e4	2.16e4	0.120	5.46	5.36	8.66	62.7932	60.3	
16	48	13C2-PFDoA	615.0 > 569.7	1.53e4	2.16e4	0.120	0.956	5.74	5.64	8.87	77.3854	74.3
17	49	d3-N-MeFOSA	515.2 > 168.9		2.16e4	0.120	0.145	5.84				
18	50	13C2-PFTeDA	714.8 > 669.6	1.05e4	2.16e4	0.120	0.416	6.20	6.11	6.07	121.7395	116.8
19	51	d5-N-ETFOSA	531.1 > 168.9		2.16e4	0.120	0.212	6.22				
20	52	13C2-PFHxDA	815 > 769.7	7.38e3	2.16e4	0.120	0.701	6.51	6.44	4.28	50.8510	122.0
21	53	d7-N-MeFOSE	623.1 > 58.9		2.16e4	0.120	0.185	6.31				
22	54	d9-N-EtFOSE	639.2 > 58.8		2.16e4	0.120	0.165	6.45				
23	55	13C4-PFBA	217. > 171.8	1.42e4	1.42e4	0.120	1.000	1.46	1.34	12.5	104.2188	100.0
24	56	13C5-PFHxA	318 > 272.9	1.78e4	1.78e4	0.120	1.000	3.19	3.07	12.5	104.2188	100.0
25	57	13C3-PFHxS	401.9 > 79.9	4.21e3	4.21e3	0.120	1.000	3.96	3.84	12.5	104.2188	100.0
26	58	13C8-PFOA	421.3 > 376	1.57e4	1.57e4	0.120	1.000	4.33	4.21	12.5	104.2188	100.0
27	59	13C9-PFNA	472.2 > 426.9	1.75e4	1.75e4	0.120	1.000	4.70	4.65	12.5	104.2188	100.0
28	60	13C4-PFOS	503 > 79.9	4.21e3	4.21e3	0.120	1.000	4.84	4.74	12.5	104.2188	100.0
29	61	13C6-PFDA	519.1 > 473.7	1.68e4	1.68e4	0.120	1.000	5.14	5.03	12.5	104.2188	100.0
30	62	13C7-PFUdA	570.1 > 524.8	2.16e4	2.16e4	0.120	1.000	5.46	5.36	12.5	104.2188	100.0
31	63	Total PFHxS	398.9 > 79.6	1.41e1	1.79e3	0.120		3.85		0.0981	1.0883	
32	64	Total PFOA	413 > 368.7	2.54e2	1.93e4	0.120		4.21		0.164	0.7252	

Dataset: F:\Projects\PFAS.PRO\Results\180218M1\180218M1-27.qld

Last Altered: Tuesday, February 20, 2018 14:45:45 Pacific Standard Time

Printed: Tuesday, February 20, 2018 14:46:25 Pacific Standard Time

**Name: 180218M1\_27, Date: 18-Feb-2018, Time: 18:46:59, ID: 1800267-07 WI-AF-FB-012418 0.11994, Description: WI-AF-FB-012418**

	# Name	Trace	Area	IS Area	Wt./Vol.	RRF	Pred.RT	RT	y Axis Resp.	Conc.	%Rec
33	65 Total PFOS	499 > 79.9	0.00e0	4.63e3	0.120		4.73		0.000		
34	66 Total N-MeFOSAA	570.1 > 419	0.00e0	4.44e3	0.120		5.29		0.000		
35	67 Total N-EtFOSAA	584.2 > 419	0.00e0	4.66e3	0.120		5.45		0.000		

Dataset: F:\Projects\PFAS.PRO\Results\180218M1\180218M1-27.qld

Last Altered: Tuesday, February 20, 2018 14:45:45 Pacific Standard Time

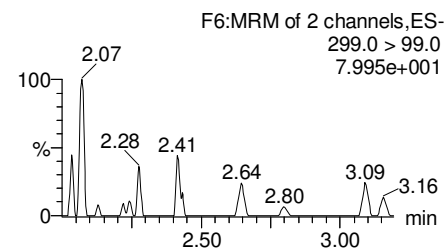
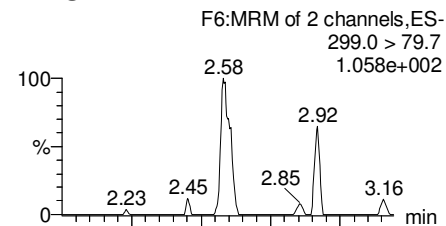
Printed: Tuesday, February 20, 2018 14:46:25 Pacific Standard Time

Method: F:\Projects\PFAS.PRO\MethDB\PFAS\_FULL\_80C\_021318.mdb 20 Feb 2018 14:17:29

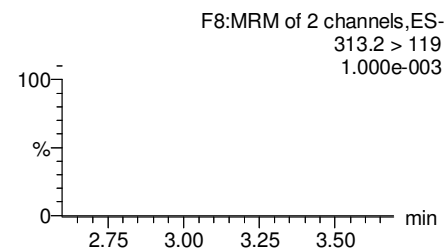
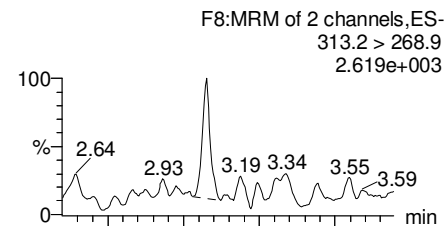
Calibration: F:\Projects\PFAS.PRO\CurveDB\C18\_VAL-PFAS\_Q4\_02-18-18-FULL.cdb 20 Feb 2018 11:25:50

Name: 180218M1\_27, Date: 18-Feb-2018, Time: 18:46:59, ID: 1800267-07 WI-AF-FB-012418 0.11994, Description: WI-AF-FB-012418

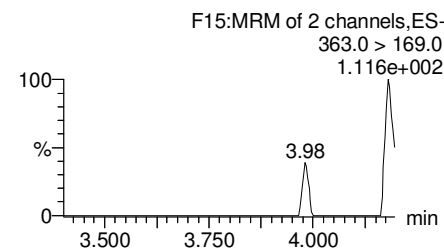
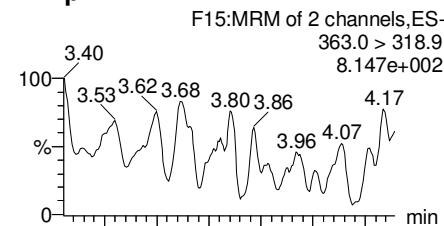
**PFBS**



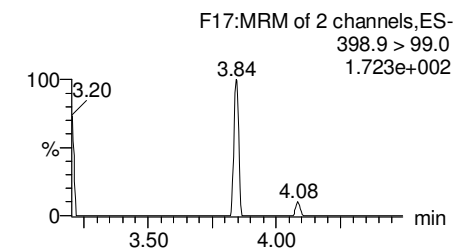
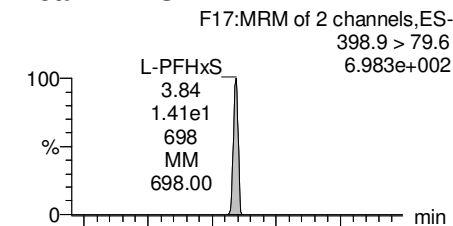
**PFHxA**



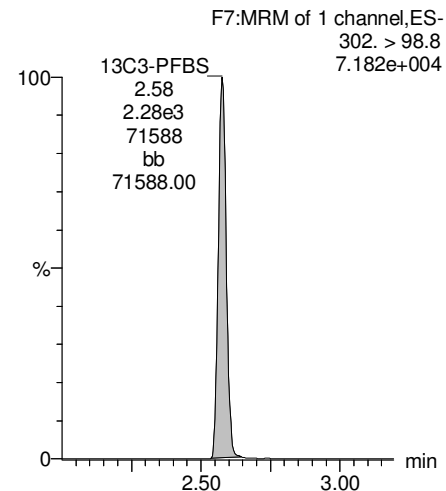
**PFHpA**



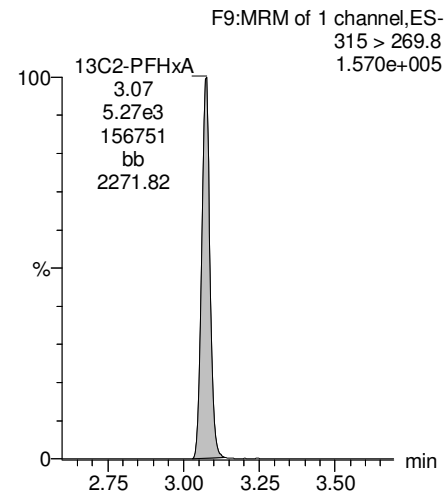
**Total PFHxS**



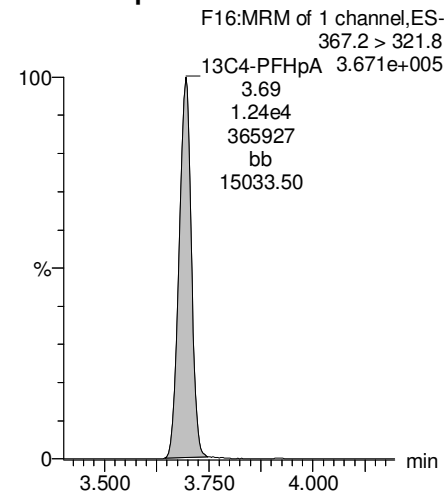
**13C3-PFBS**



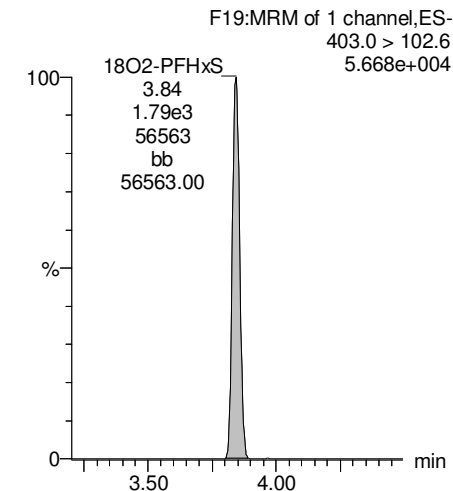
**13C2-PFHxA**



**13C4-PFHpA**



**18O2-PFHxS**



Dataset: F:\Projects\PFAS.PRO\Results\180218M1\180218M1-27.qld

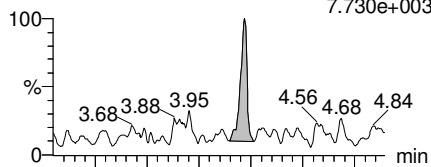
Last Altered: Tuesday, February 20, 2018 14:45:45 Pacific Standard Time

Printed: Tuesday, February 20, 2018 14:46:25 Pacific Standard Time

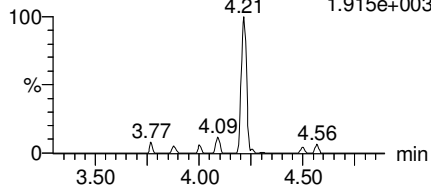
Name: 180218M1\_27, Date: 18-Feb-2018, Time: 18:46:59, ID: 1800267-07 WI-AF-FB-012418 0.11994, Description: WI-AF-FB-012418

**Total PFOA**

F20:MRM of 2 channels,ES-  
413 > 368.7  
7.730e+003

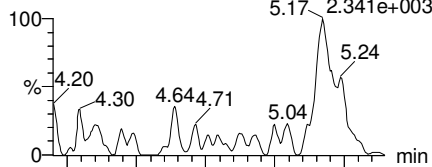


F20:MRM of 2 channels,ES-  
413 > 169  
1.915e+003

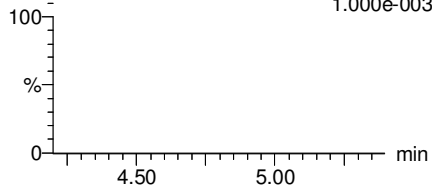


**PFNA**

F26:MRM of 2 channels,ES-  
463.0 > 418.8  
2.341e+003

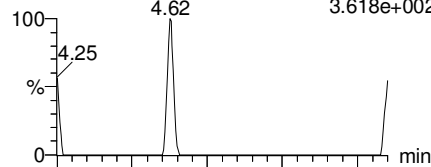


F26:MRM of 2 channels,ES-  
463.0 > 219.0  
1.000e-003

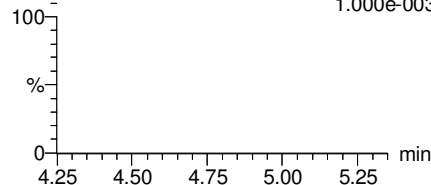


**Total PFOS**

F31:MRM of 2 channels,ES-  
499 > 79.9  
3.618e+002

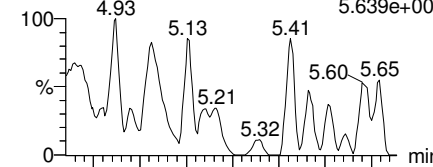


F31:MRM of 2 channels,ES-  
499 > 99  
1.000e-003

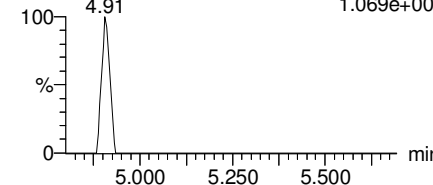


**PFDA**

F36:MRM of 2 channels,ES-  
513 > 468.8  
5.639e+002

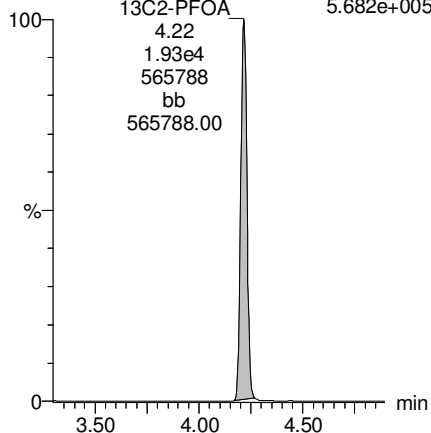


F36:MRM of 2 channels,ES-  
513 > 219  
1.069e+001



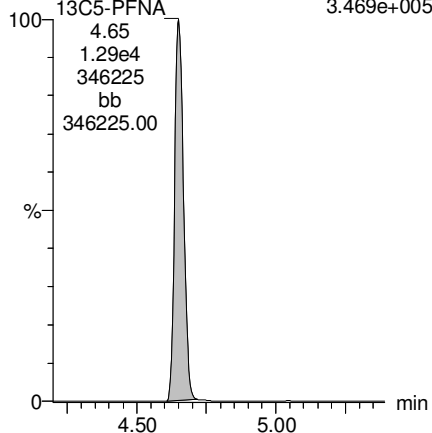
**13C2-PFOA**

F21:MRM of 1 channel,ES-  
414.9 > 369.7  
5.682e+005



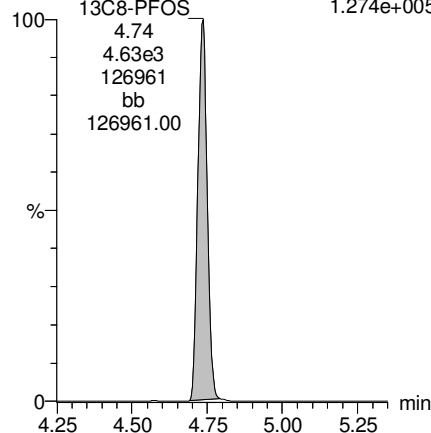
**13C5-PFNA**

F27:MRM of 1 channel,ES-  
468.2 > 422.9  
3.469e+005



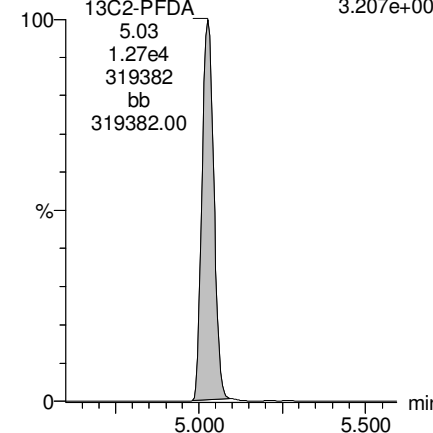
**13C8-PFOS**

F34:MRM of 1 channel,ES-  
507.0 > 79.9  
1.274e+005



**13C2-PFDA**

F37:MRM of 1 channel,ES-  
515.1 > 469.9  
3.207e+005



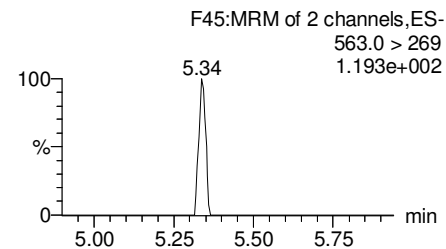
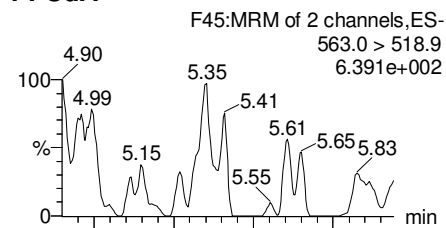
Dataset: F:\Projects\PFAS.PRO\Results\180218M1\180218M1-27.qld

Last Altered: Tuesday, February 20, 2018 14:45:45 Pacific Standard Time

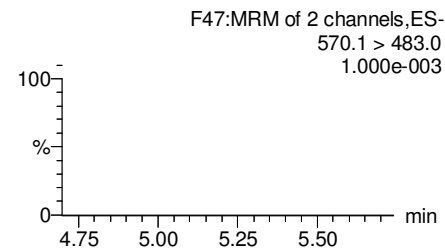
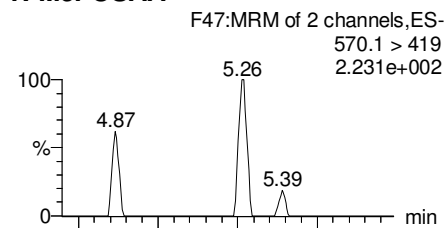
Printed: Tuesday, February 20, 2018 14:46:25 Pacific Standard Time

Name: 180218M1\_27, Date: 18-Feb-2018, Time: 18:46:59, ID: 1800267-07 WI-AF-FB-012418 0.11994, Description: WI-AF-FB-012418

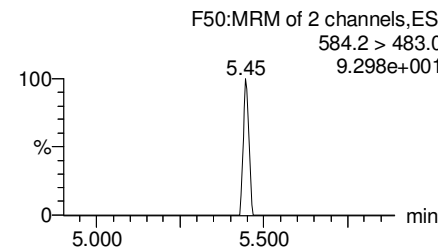
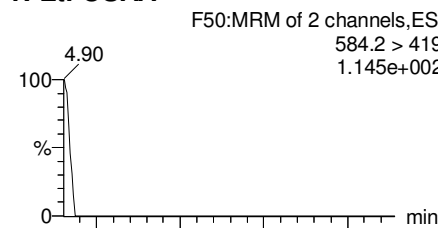
**PFUdA**



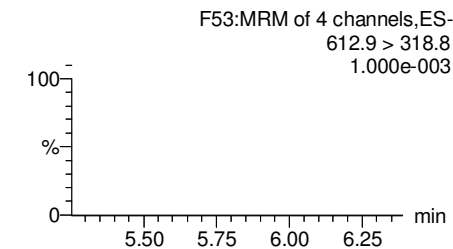
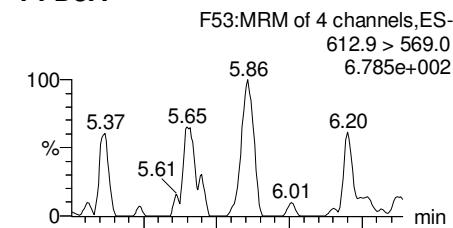
**N-MeFOSAA**



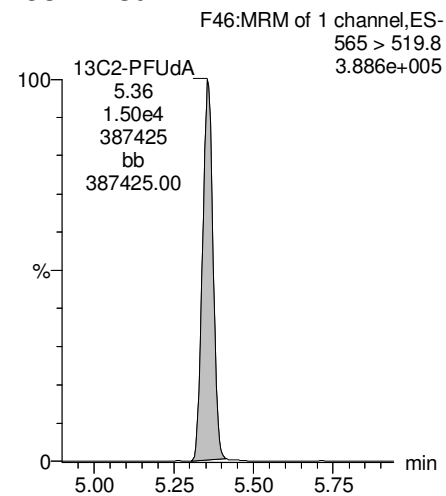
**N-EtFOSAA**



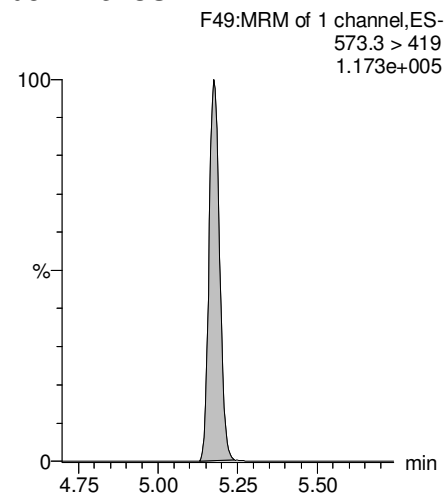
**PFDaA**



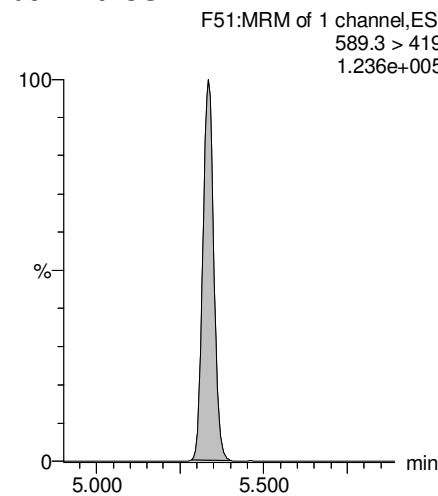
**13C2-PFUdA**



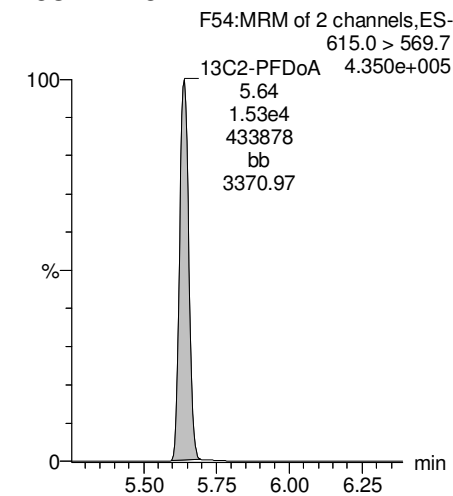
**d3-N-MeFOSAA**



**d5-N-EtFOSAA**



**13C2-PFDaA**



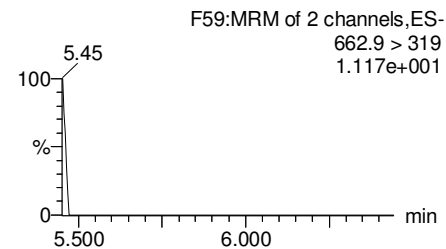
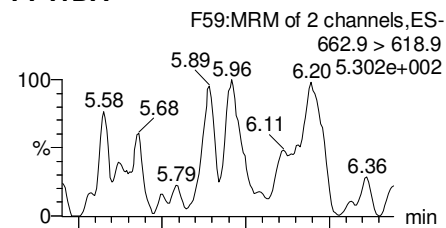
Dataset: F:\Projects\PFAS.PRO\Results\180218M1\180218M1-27.qld

Last Altered: Tuesday, February 20, 2018 14:45:45 Pacific Standard Time

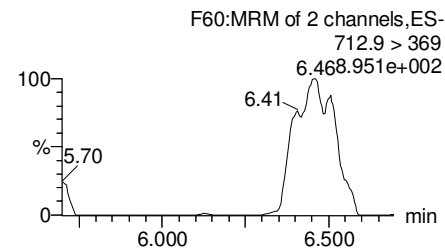
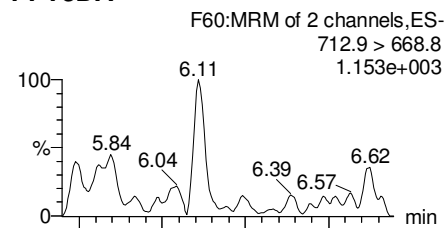
Printed: Tuesday, February 20, 2018 14:46:25 Pacific Standard Time

Name: 180218M1\_27, Date: 18-Feb-2018, Time: 18:46:59, ID: 1800267-07 WI-AF-FB-012418 0.11994, Description: WI-AF-FB-012418

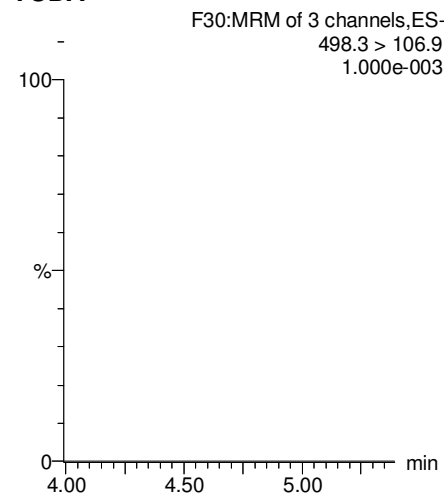
**PFTrDA**



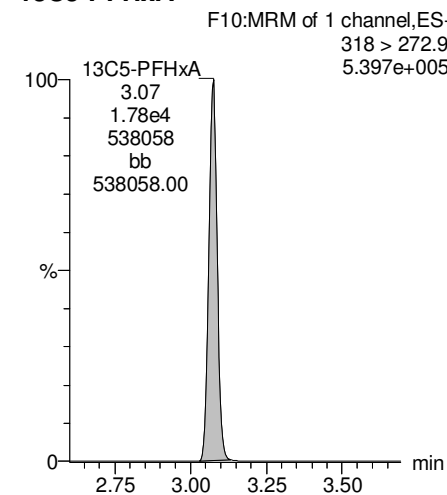
**PFTeDA**



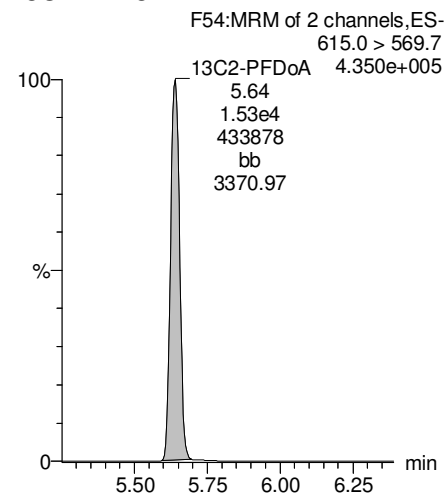
**TCDA**



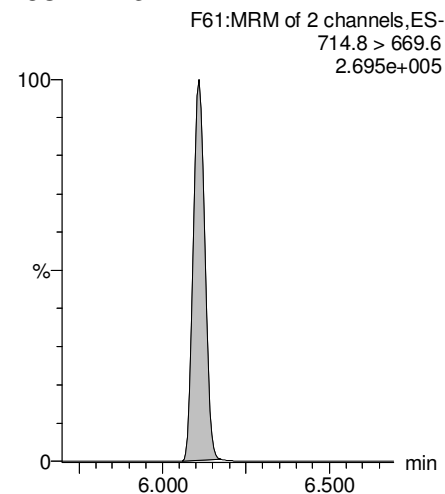
**13C5-PFHxA**



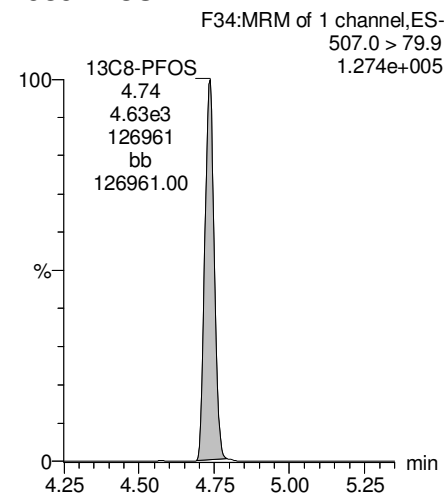
**13C2-PFDoA**



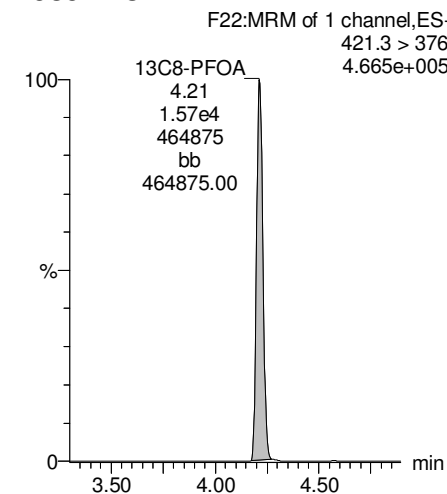
**13C2-PFTeDA**



**13C8-PFOS**



**13C8-PFOA**



Dataset: F:\Projects\PFAS.PRO\Results\180218M1\180218M1-27.qld

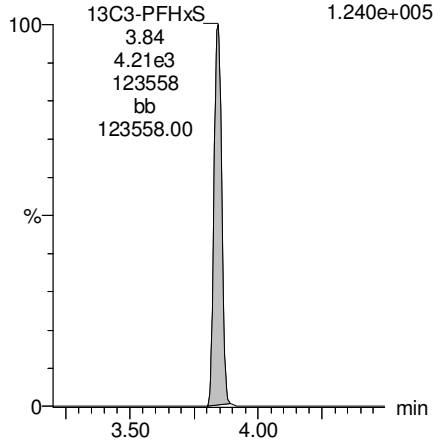
Last Altered: Tuesday, February 20, 2018 14:45:45 Pacific Standard Time

Printed: Tuesday, February 20, 2018 14:46:25 Pacific Standard Time

Name: 180218M1\_27, Date: 18-Feb-2018, Time: 18:46:59, ID: 1800267-07 WI-AF-FB-012418 0.11994, Description: WI-AF-FB-012418

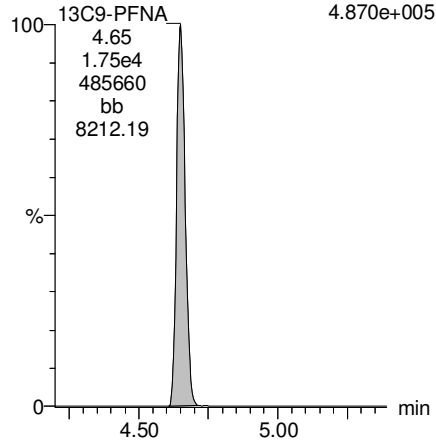
**13C3-PFHxS**

F18:MRM of 1 channel,ES-  
401.9 > 79.9  
1.240e+005



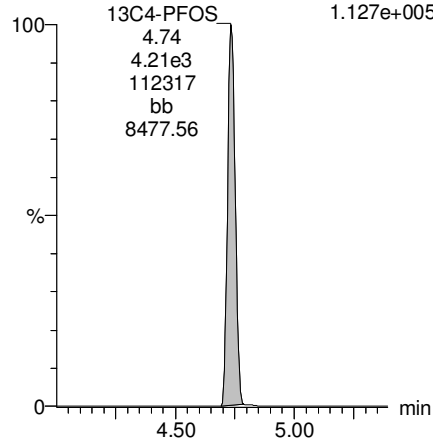
**13C9-PFNA**

F28:MRM of 1 channel,ES-  
472.2 > 426.9  
4.870e+005



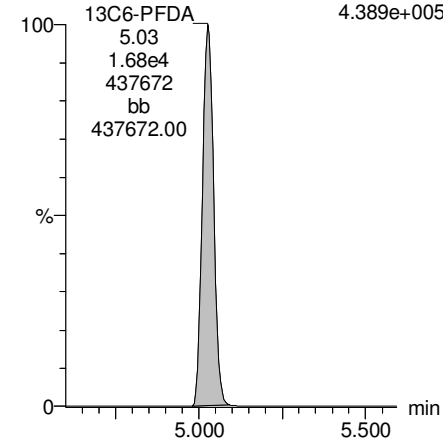
**13C4-PFOS**

F32:MRM of 1 channel,ES-  
503 > 79.9  
1.127e+005



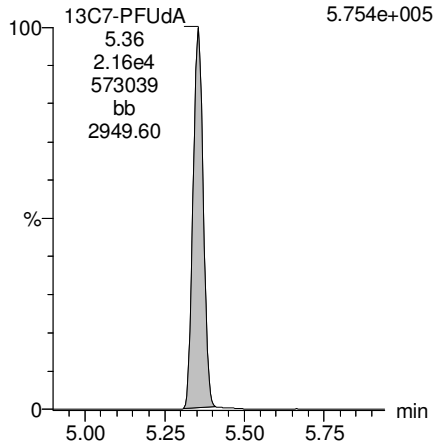
**13C6-PFDA**

F39:MRM of 1 channel,ES-  
519.1 > 473.7  
4.389e+005



**13C7-PFUDA**

F48:MRM of 1 channel,ES-  
570.1 > 524.8  
5.754e+005



Dataset: F:\Projects\PFAS.PRO\Results\180218M1\180218M1-28.qld

Last Altered: Tuesday, February 20, 2018 14:47:11 Pacific Standard Time

Printed: Tuesday, February 20, 2018 14:47:29 Pacific Standard Time

Method: F:\Projects\PFAS.PRO\MethDB\PFAS\_FULL\_80C\_021318.mdb 20 Feb 2018 14:17:29

Calibration: F:\Projects\PFAS.PRO\CurveDB\C18\_VAL-PFAS\_Q4\_02-18-18-FULL.cdb 20 Feb 2018 11:25:50

Name: 180218M1\_28, Date: 18-Feb-2018, Time: 18:58:28, ID: 1800267-08 WI-AF-EB08-SO-0118 0.12412, Description: WI-AF-EB08-SO-0118

	# Name	Trace	Area	IS Area	Wt./Vol.	RRF	Pred.RT	RT	y Axis Resp.	Conc.	%Rec
1	3 PFBS	299.0 > 79.7		1.80e3	0.124		2.60				
2	5 PFHxA	313.2 > 268.9		4.11e3	0.124		3.19				
3	7 PFHpA	363.0 > 318.9		1.04e4	0.124		3.81				
4	8 L-PFHxS	398.9 > 79.6	5.39e-1	1.50e3	0.124		3.85	3.83	0.00449	0.6369	
5	11 L-PFOA	413 > 368.7	1.98e2	1.76e4	0.124		4.22	4.21	0.141	0.5218	
6	14 PFNA	463.0 > 418.8		1.17e4	0.124		4.76				
7	16 L-PFOS	499 > 79.9		4.28e3	0.124		4.74				
8	18 PFDA	513 > 468.8		1.19e4	0.124		5.14				
9	21 N-MeFOSAA	570.1 > 419		4.09e3	0.124		5.29				
10	22 N-EtFOSAA	584.2 > 419		4.90e3	0.124		5.45				
11	23 PFUdA	563.0 > 518.9	4.27e1	1.34e4	0.124		5.46	5.35	0.0400		



Dataset: F:\Projects\PFAS.PRO\Results\180218M1\180218M1-28.qld

Last Altered: Tuesday, February 20, 2018 14:47:11 Pacific Standard Time

Printed: Tuesday, February 20, 2018 14:47:37 Pacific Standard Time

Method: F:\Projects\PFAS.PRO\MethDB\PFAS\_FULL\_80C\_021318.mdb 20 Feb 2018 14:17:29

Calibration: F:\Projects\PFAS.PRO\CurveDB\C18\_VAL-PFAS\_Q4\_02-18-18-FULL.cdb 20 Feb 2018 11:25:50

Name: 180218M1\_28, Date: 18-Feb-2018, Time: 18:58:28, ID: 1800267-08 WI-AF-EB08-SO-0118 0.12412, Description: WI-AF-EB08-SO-0118

#	Name	Trace	Area	IS Area	Wt./Vol.	RRF	Pred.RT	RT	y Axis Resp.	Conc.	%Rec	
1	25	PFDa	612.9 > 569.0	1.22e4	0.124		5.74					
2	27	PFTDA	662.9 > 618.9	1.22e4	0.124		5.98					
3	28	PFTeDA	712.9 > 668.8	6.67e3	0.124		6.20					
4	36	13C3-PFBS	302. > 98.8	1.80e3	1.58e4	0.128	2.69	2.57	1.42	89.5735	88.9	
5	37	13C2-PFHxA	315 > 269.8	4.11e3	1.58e4	0.755	3.19	3.07	3.25	34.6307	86.0	
6	38	13C4-PFHpA	367.2 > 321.8	1.04e4	1.58e4	0.770	3.81	3.69	8.18	85.6201	85.0	
7	39	18O2-PFHxS	403.0 > 102.6	1.50e3	4.06e3	0.412	3.96	3.84	4.63	90.5040	89.9	
8	40	13C2-PFOA	414.9 > 369.7	1.76e4	1.46e4	0.124	1.614	4.33	4.21	15.1	75.2274	74.7
9	41	13C5-PFNA	468.2 > 422.9	1.17e4	1.45e4	0.124	1.012	4.76	4.65	10.1	80.7349	80.2
10	42	13C8-PFOSA	506.1 > 77.7	2.13e3	1.82e4	0.124	0.312	4.83	4.71	1.46	37.7635	37.5
11	43	13C8-PFOS	507.0 > 79.9	4.28e3	4.21e3	0.124	1.017	4.84	4.74	12.7	100.6545	99.9
12	44	13C2-PFDA	515.1 > 469.9	1.19e4	1.97e4	0.124	1.013	5.14	5.03	7.52	59.7787	59.4
13	45	d3-N-MeFOSAA	573.3 > 419	4.09e3	1.82e4	0.124	0.404	5.29	5.18	2.81	55.9539	55.6
14	46	d5-N-EtFOSAA	589.3 > 419	4.90e3	1.82e4	0.124	0.443	5.45	5.33	3.36	61.1327	60.7
15	47	13C2-PFUdA	565 > 519.8	1.34e4	1.82e4	0.124	1.150	5.46	5.35	9.16	64.1930	63.7
16	48	13C2-PFDoA	615.0 > 569.7	1.22e4	1.82e4	0.124	0.956	5.74	5.64	8.38	70.6117	70.1
17	49	d3-N-MeFOSA	515.2 > 168.9		1.82e4	0.124	0.145	5.84				
18	50	13C2-PFTeDA	714.8 > 669.6	6.67e3	1.82e4	0.124	0.416	6.20	6.11	4.58	88.6853	88.1
19	51	d5-N-ETFOSA	531.1 > 168.9		1.82e4	0.124	0.212	6.22				
20	52	13C2-PFHxDA	815 > 769.7	6.11e3	1.82e4	0.124	0.701	6.51	6.44	4.19	48.2072	119.7
21	53	d7-N-MeFOSE	623.1 > 58.9		1.82e4	0.124	0.185	6.31				
22	54	d9-N-EtFOSE	639.2 > 58.8		1.82e4	0.124	0.165	6.45				
23	55	13C4-PFBA	217. > 171.8	1.22e4	1.22e4	0.124	1.000	1.46	1.34	12.5	100.7090	100.0
24	56	13C5-PFHxA	318 > 272.9	1.58e4	1.58e4	0.124	1.000	3.19	3.07	12.5	100.7090	100.0
25	57	13C3-PFHxS	401.9 > 79.9	4.06e3	4.06e3	0.124	1.000	3.96	3.84	12.5	100.7090	100.0
26	58	13C8-PFOA	421.3 > 376	1.46e4	1.46e4	0.124	1.000	4.33	4.21	12.5	100.7090	100.0
27	59	13C9-PFNA	472.2 > 426.9	1.45e4	1.45e4	0.124	1.000	4.70	4.65	12.5	100.7090	100.0
28	60	13C4-PFOS	503 > 79.9	4.21e3	4.21e3	0.124	1.000	4.84	4.74	12.5	100.7090	100.0
29	61	13C6-PFDA	519.1 > 473.7	1.97e4	1.97e4	0.124	1.000	5.14	5.03	12.5	100.7090	100.0
30	62	13C7-PFUdA	570.1 > 524.8	1.82e4	1.82e4	0.124	1.000	5.46	5.35	12.5	100.7090	100.0
31	63	Total PFHxS	398.9 > 79.6	5.39e-1	1.50e3	0.124		3.85		0.00449	0.6369	
32	64	Total PFOA	413 > 368.7	1.98e2	1.76e4	0.124		4.21		0.141	0.5218	

Dataset: F:\Projects\PFAS.PRO\Results\180218M1\180218M1-28.qld

Last Altered: Tuesday, February 20, 2018 14:47:11 Pacific Standard Time

Printed: Tuesday, February 20, 2018 14:47:37 Pacific Standard Time

Name: 180218M1\_28, Date: 18-Feb-2018, Time: 18:58:28, ID: 1800267-08 WI-AF-EB08-SO-0118 0.12412, Description: WI-AF-EB08-SO-0118

	# Name	Trace	Area	IS Area	Wt./Vol.	RRF	Pred.RT	RT	y Axis Resp.	Conc.	%Rec
33	65 Total PFOS	499 > 79.9	0.00e0	4.28e3	0.124		4.73		0.000		
34	66 Total N-MeFOSAA	570.1 > 419	0.00e0	4.09e3	0.124		5.29		0.000		
35	67 Total N-EtFOSAA	584.2 > 419	0.00e0	4.90e3	0.124		5.45		0.000		

Dataset: F:\Projects\PFAS.PRO\Results\180218M1\180218M1-28.qld

Last Altered: Tuesday, February 20, 2018 14:47:11 Pacific Standard Time

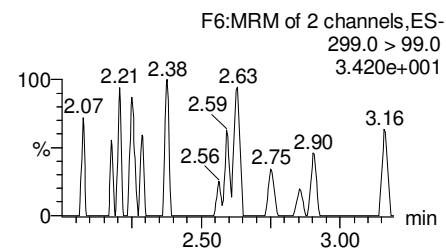
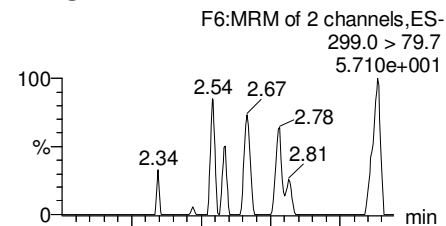
Printed: Tuesday, February 20, 2018 14:47:37 Pacific Standard Time

Method: F:\Projects\PFAS.PRO\MethDB\PFAS\_FULL\_80C\_021318.mdb 20 Feb 2018 14:17:29

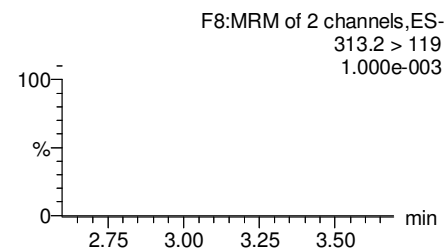
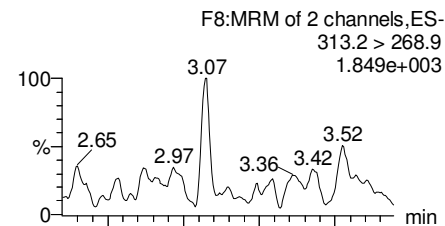
Calibration: F:\Projects\PFAS.PRO\CurveDB\C18\_VAL-PFAS\_Q4\_02-18-18-FULL.cdb 20 Feb 2018 11:25:50

Name: 180218M1\_28, Date: 18-Feb-2018, Time: 18:58:28, ID: 1800267-08 WI-AF-EB08-SO-0118 0.12412, Description: WI-AF-EB08-SO-0118

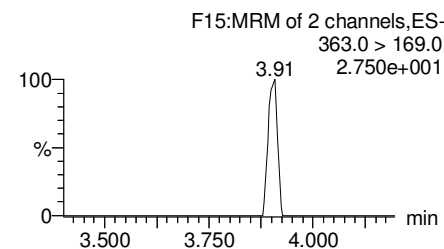
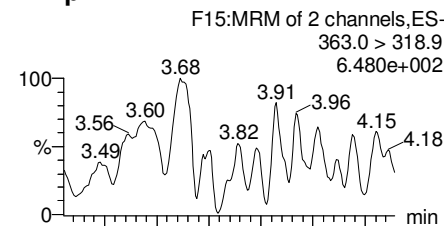
**PFBS**



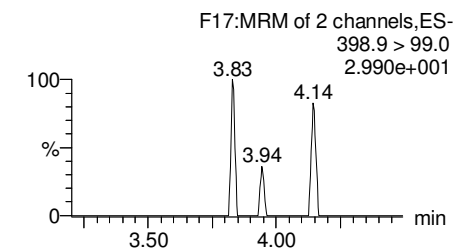
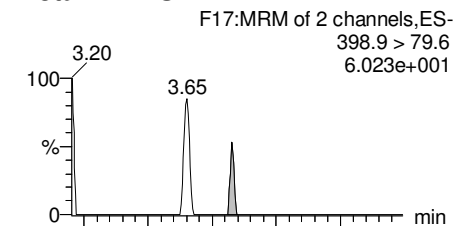
**PFHxA**



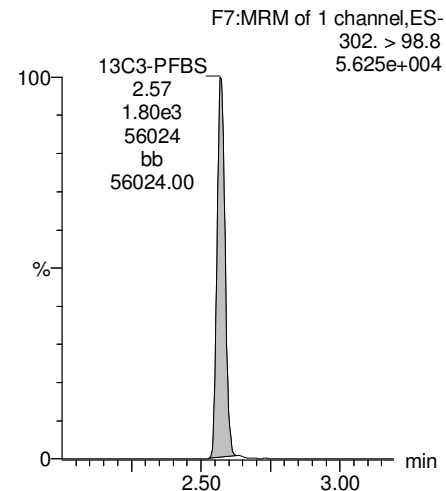
**PFHpA**



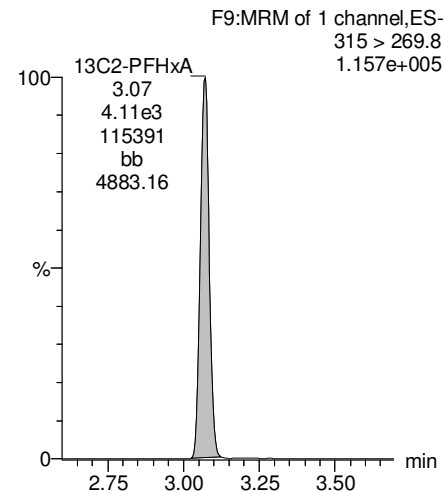
**Total PFHxS**



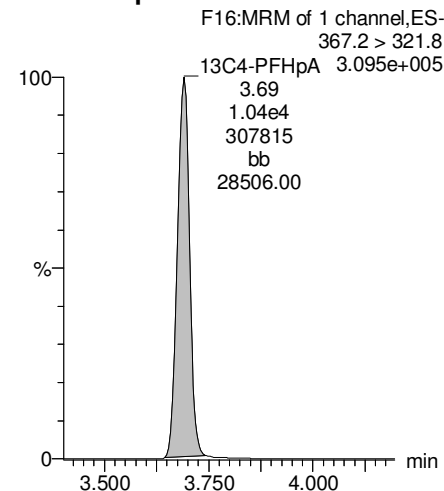
**13C3-PFBS**



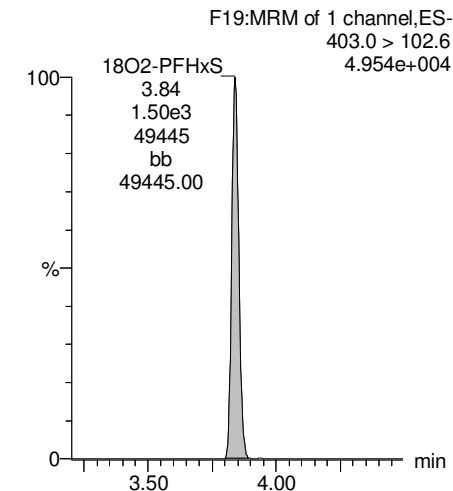
**13C2-PFHxA**



**13C4-PFHpA**



**18O2-PFHxS**



Dataset: F:\Projects\PFAS.PRO\Results\180218M1\180218M1-28.qld

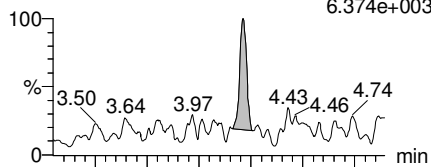
Last Altered: Tuesday, February 20, 2018 14:47:11 Pacific Standard Time

Printed: Tuesday, February 20, 2018 14:47:37 Pacific Standard Time

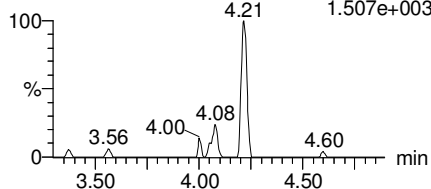
Name: 180218M1\_28, Date: 18-Feb-2018, Time: 18:58:28, ID: 1800267-08 WI-AF-EB08-SO-0118 0.12412, Description: WI-AF-EB08-SO-0118

**Total PFOA**

F20:MRM of 2 channels,ES-  
413 > 368.7  
6.374e+003

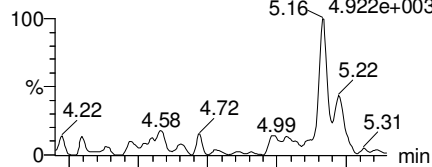


F20:MRM of 2 channels,ES-  
413 > 169  
1.507e+003

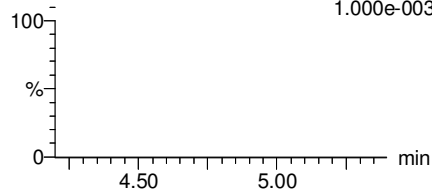


**PFNA**

F26:MRM of 2 channels,ES-  
463.0 > 418.8  
4.922e+003

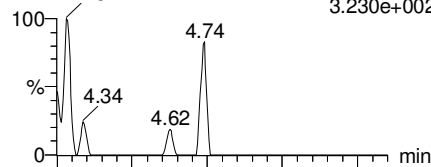


F26:MRM of 2 channels,ES-  
463.0 > 219.0  
1.000e-003

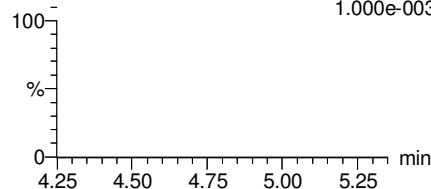


**Total PFOS**

F31:MRM of 2 channels,ES-  
499 > 79.9  
3.230e+002

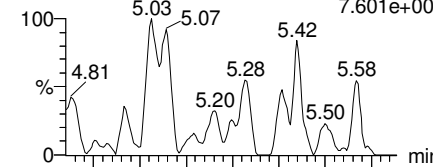


F31:MRM of 2 channels,ES-  
499 > 99  
1.000e-003

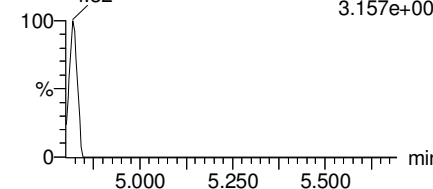


**PFDA**

F36:MRM of 2 channels,ES-  
513 > 468.8  
7.601e+002

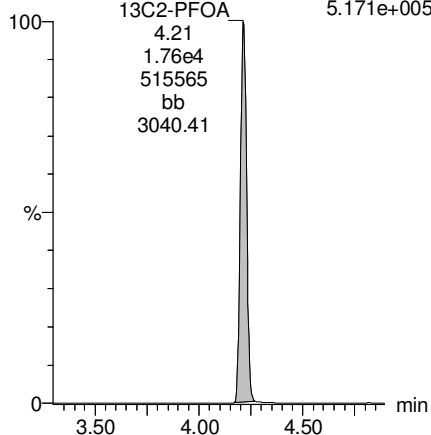


F36:MRM of 2 channels,ES-  
513 > 219  
3.157e+001



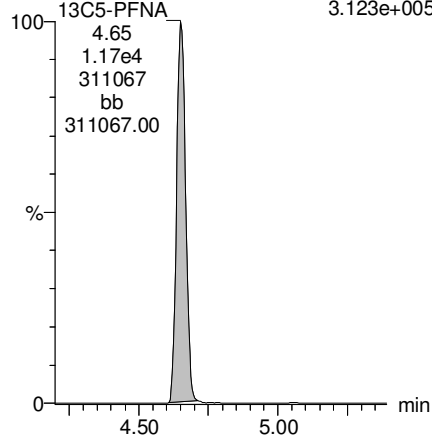
**13C2-PFOA**

F21:MRM of 1 channel,ES-  
414.9 > 369.7  
5.171e+005



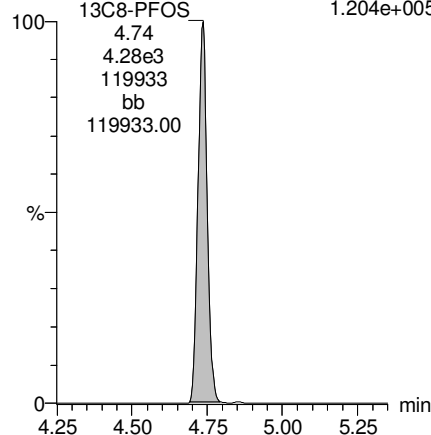
**13C5-PFNA**

F27:MRM of 1 channel,ES-  
468.2 > 422.9  
3.123e+005



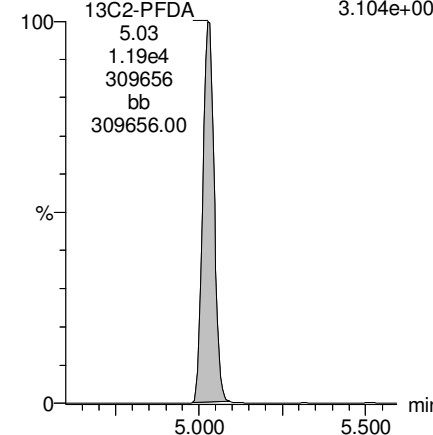
**13C8-PFOS**

F34:MRM of 1 channel,ES-  
507.0 > 79.9  
1.204e+005



**13C2-PFDA**

F37:MRM of 1 channel,ES-  
515.1 > 469.9  
3.104e+005



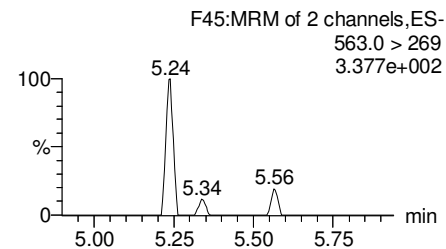
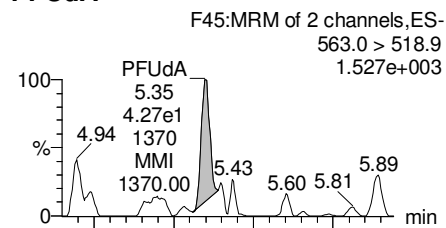
Dataset: F:\Projects\PFAS.PRO\Results\180218M1\180218M1-28.qld

Last Altered: Tuesday, February 20, 2018 14:47:11 Pacific Standard Time

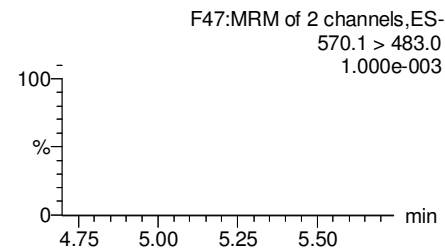
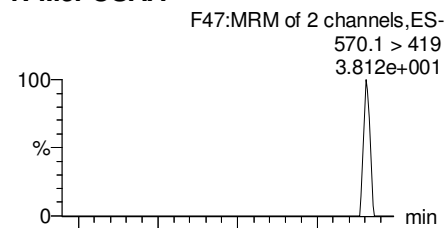
Printed: Tuesday, February 20, 2018 14:47:37 Pacific Standard Time

Name: 180218M1\_28, Date: 18-Feb-2018, Time: 18:58:28, ID: 1800267-08 WI-AF-EB08-SO-0118 0.12412, Description: WI-AF-EB08-SO-0118

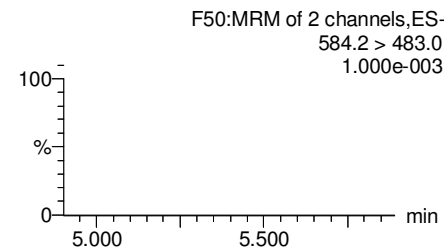
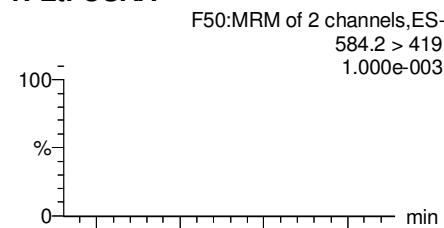
**PFUdA**



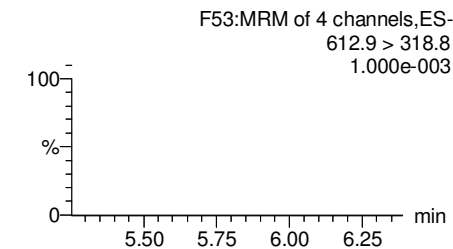
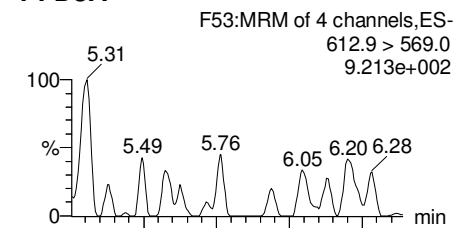
**N-MeFOSAA**



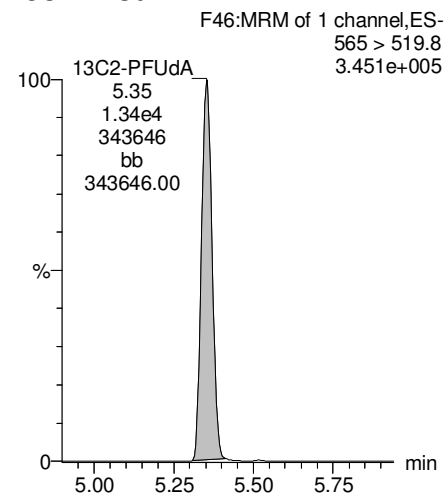
**N-EtFOSAA**



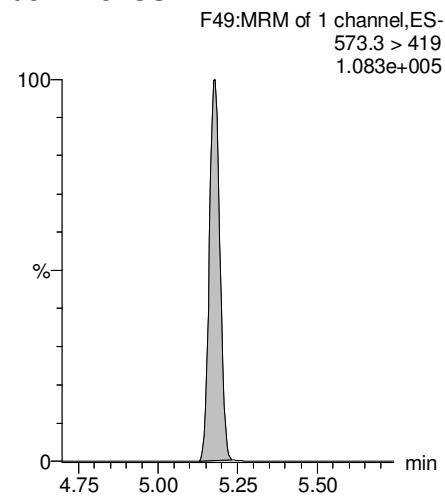
**PFDaA**



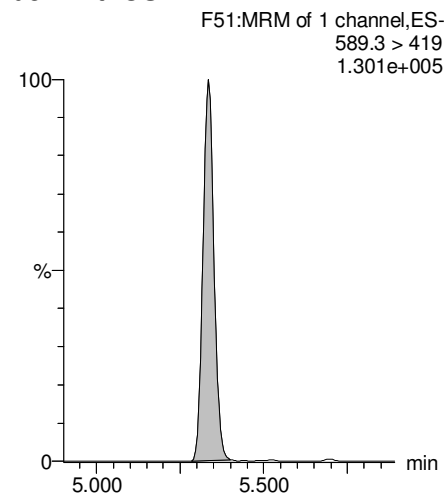
**13C2-PFUdA**



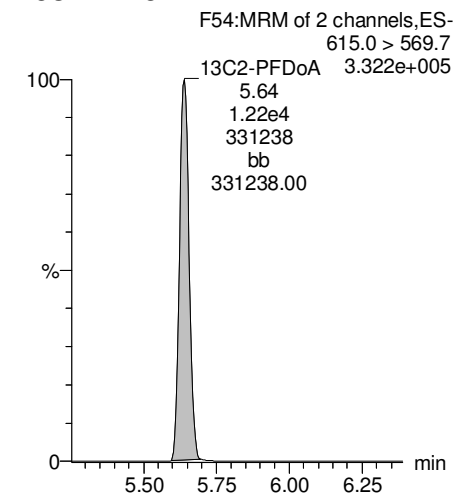
**d3-N-MeFOSAA**



**d5-N-EtFOSAA**



**13C2-PFDaA**



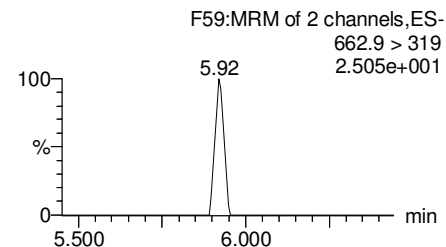
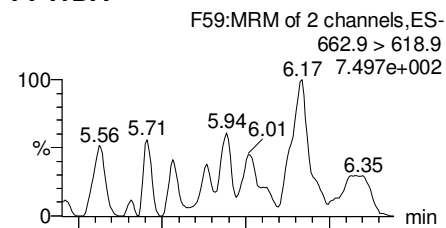
Dataset: F:\Projects\PFAS.PRO\Results\180218M1\180218M1-28.qld

Last Altered: Tuesday, February 20, 2018 14:47:11 Pacific Standard Time

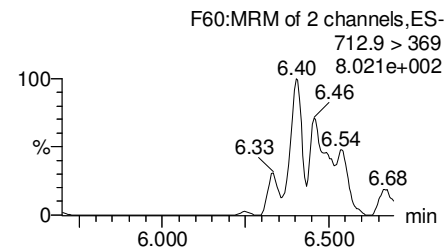
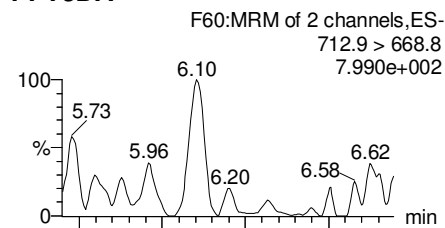
Printed: Tuesday, February 20, 2018 14:47:37 Pacific Standard Time

Name: 180218M1\_28, Date: 18-Feb-2018, Time: 18:58:28, ID: 1800267-08 WI-AF-EB08-SO-0118 0.12412, Description: WI-AF-EB08-SO-0118

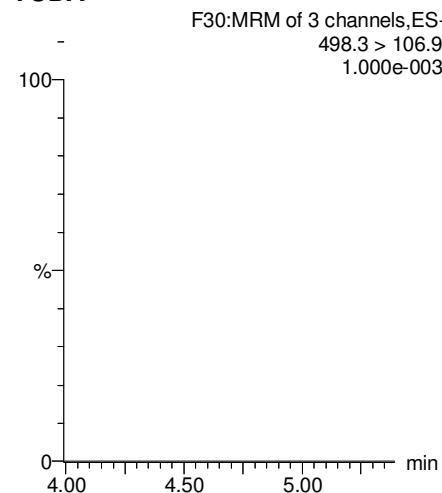
**PFTrDA**



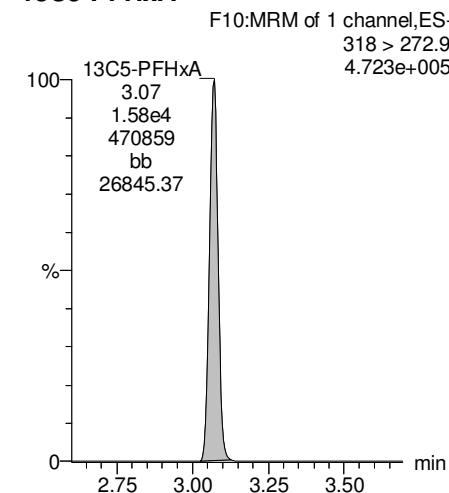
**PFTeDA**



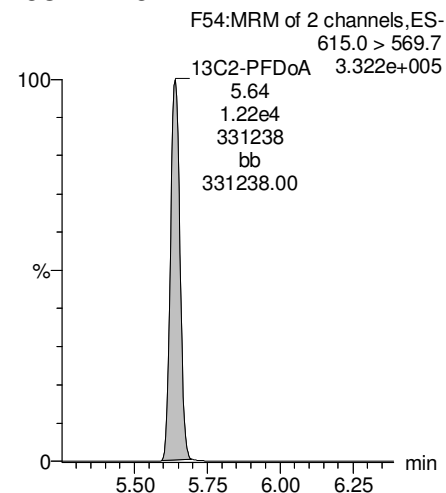
**TCDA**



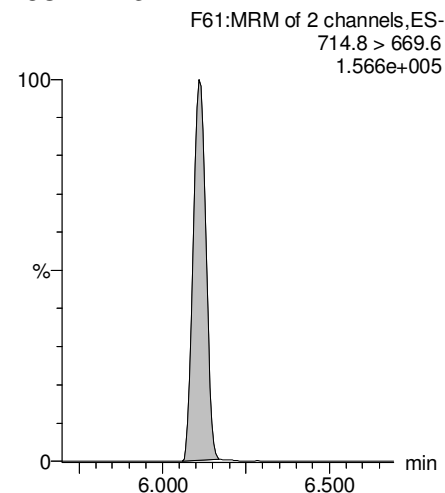
**13C5-PFHxA**



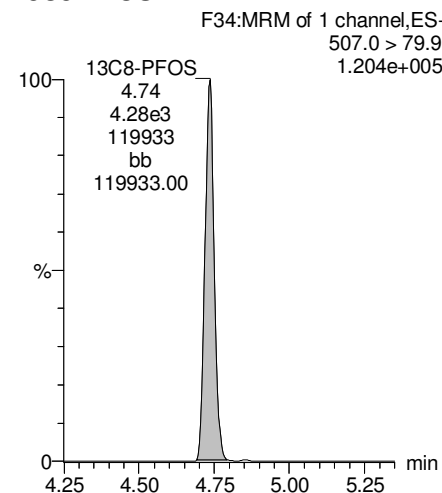
**13C2-PFDoA**



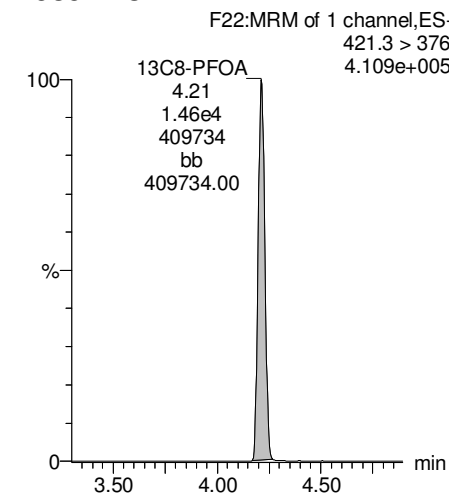
**13C2-PFTeDA**



**13C8-PFOS**



**13C8-PFOA**



Dataset: F:\Projects\PFAS.PRO\Results\180218M1\180218M1-28.qld

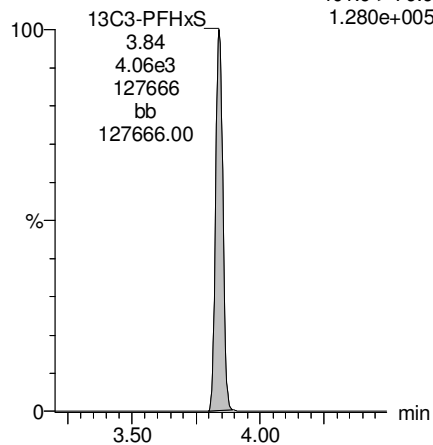
Last Altered: Tuesday, February 20, 2018 14:47:11 Pacific Standard Time

Printed: Tuesday, February 20, 2018 14:47:37 Pacific Standard Time

Name: 180218M1\_28, Date: 18-Feb-2018, Time: 18:58:28, ID: 1800267-08 WI-AF-EB08-SO-0118 0.12412, Description: WI-AF-EB08-SO-0118

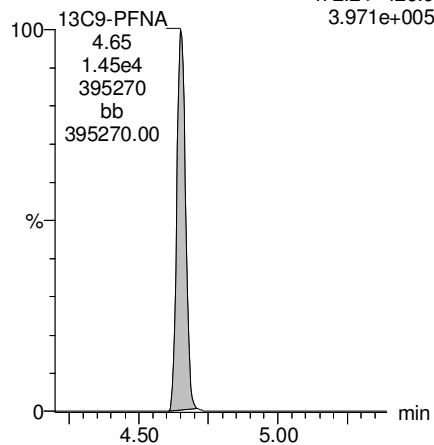
**13C3-PFHxS**

F18:MRM of 1 channel,ES-  
401.9 > 79.9  
1.280e+005



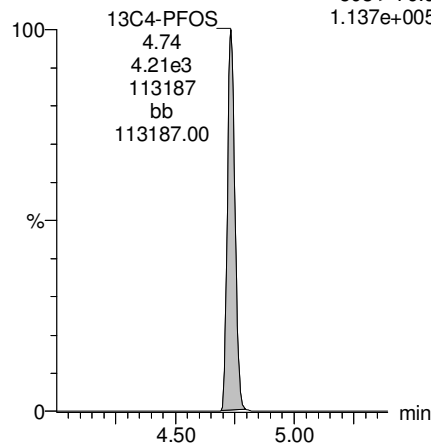
**13C9-PFNA**

F28:MRM of 1 channel,ES-  
472.2 > 426.9  
3.971e+005



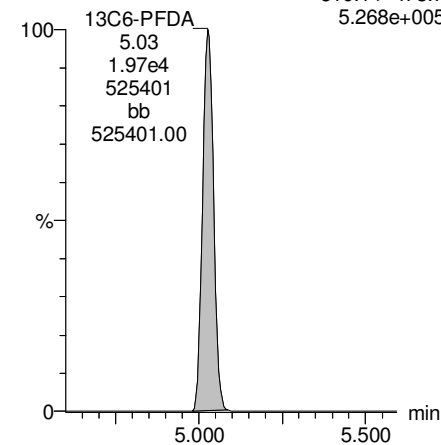
**13C4-PFOS**

F32:MRM of 1 channel,ES-  
503 > 79.9  
1.137e+005



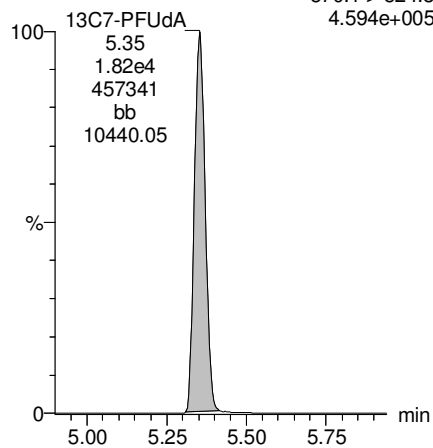
**13C6-PFDA**

F39:MRM of 1 channel,ES-  
519.1 > 473.7  
5.268e+005



**13C7-PFUDa**

F48:MRM of 1 channel,ES-  
570.1 > 524.8  
4.594e+005



Dataset: F:\Projects\PFAS.PRO\Results\180218M1\180218M1-29.qld

Last Altered: Tuesday, February 20, 2018 14:51:05 Pacific Standard Time

Printed: Tuesday, February 20, 2018 14:51:32 Pacific Standard Time

Method: F:\Projects\PFAS.PRO\MethDB\PFAS\_FULL\_80C\_021318.mdb 20 Feb 2018 14:17:29

Calibration: F:\Projects\PFAS.PRO\CurveDB\C18\_VAL-PFAS\_Q4\_02-18-18-FULL.cdb 20 Feb 2018 11:25:50

Name: 180218M1\_29, Date: 18-Feb-2018, Time: 19:09:58, ID: 1800267-09 WI-AF-EB09-SO-0118 0.11908, Description: WI-AF-EB09-SO-0118

	#	Name	Trace	Area	IS Area	Wt./Vol.	RRF	Pred.RT	RT	y Axis Resp.	Conc.	%Rec
1	3	PFBS	299.0 > 79.7	2.11e0	1.95e3	0.119		2.60	2.58	0.0135	0.4919	
2	5	PFHxA	313.2 > 268.9		3.99e3	0.119		3.19				
3	7	PFHpA	363.0 > 318.9		9.73e3	0.119		3.81				
4	8	L-PFHxS	398.9 > 79.6	1.06e1	1.48e3	0.119		3.85	3.84	0.0890	1.0543	
5	11	L-PFOA	413 > 368.7	1.63e2	1.64e4	0.119		4.22	4.21	0.125	0.4149	
6	14	PFNA	463.0 > 418.8		1.13e4	0.119		4.76				
7	16	L-PFOS	499 > 79.9		3.44e3	0.119		4.74				
8	18	PFDA	513 > 468.8		1.32e4	0.119		5.14				
9	21	N-MeFOSAA	570.1 > 419		5.13e3	0.119		5.29				
10	22	N-EtFOSAA	584.2 > 419		5.34e3	0.119		5.45				
11	23	PFUdA	563.0 > 518.9		1.29e4	0.119		5.46				



Dataset: F:\Projects\PFAS.PRO\Results\180218M1\180218M1-29.qld

Last Altered: Tuesday, February 20, 2018 14:51:05 Pacific Standard Time

Printed: Tuesday, February 20, 2018 14:51:40 Pacific Standard Time

Method: F:\Projects\PFAS.PRO\MethDB\PFAS\_FULL\_80C\_021318.mdb 20 Feb 2018 14:17:29

Calibration: F:\Projects\PFAS.PRO\CurveDB\C18\_VAL-PFAS\_Q4\_02-18-18-FULL.cdb 20 Feb 2018 11:25:50

Name: 180218M1\_29, Date: 18-Feb-2018, Time: 19:09:58, ID: 1800267-09 WI-AF-EB09-SO-0118 0.11908, Description: WI-AF-EB09-SO-0118

#	Name	Trace	Area	IS Area	Wt./Vol.	RRF	Pred.RT	RT	y Axis Resp.	Conc.	%Rec	
1	25	PFDa	612.9 > 569.0	1.19e4	0.119		5.74					
2	27	PFTDA	662.9 > 618.9	1.19e4	0.119		5.98					
3	28	PFTeDA	712.9 > 668.8	7.15e3	0.119		6.20					
4	36	13C3-PFBS	302. > 98.8	1.95e3	1.53e4	0.119	0.128	2.69	2.57	1.59	104.4950	99.5
5	37	13C2-PFHxA	315 > 269.8	3.99e3	1.53e4	0.119	0.755	3.19	3.07	3.26	36.2518	86.3
6	38	13C4-PFHpA	367.2 > 321.8	9.73e3	1.53e4	0.119	0.770	3.81	3.69	7.94	86.6226	82.5
7	39	18O2-PFHxS	403.0 > 102.6	1.48e3	3.72e3	0.119	0.412	3.96	3.84	4.99	101.6786	96.9
8	40	13C2-PFOA	414.9 > 369.7	1.64e4	1.33e4	0.119	1.614	4.33	4.22	15.4	80.2423	76.4
9	41	13C5-PFNA	468.2 > 422.9	1.13e4	1.34e4	0.119	1.012	4.76	4.65	10.5	86.9688	82.8
10	42	13C8-PFOA	506.1 > 77.7	1.98e3	1.75e4	0.119	0.312	4.83	4.71	1.42	38.2640	36.5
11	43	13C8-PFOS	507.0 > 79.9	3.44e3	3.65e3	0.119	1.017	4.84	4.74	11.8	97.3478	92.7
12	44	13C2-PFDA	515.1 > 469.9	1.32e4	1.66e4	0.119	1.013	5.14	5.03	9.97	82.6413	78.7
13	45	d3-N-MeFOSAA	573.3 > 419	5.13e3	1.75e4	0.119	0.404	5.29	5.18	3.67	76.2669	72.7
14	46	d5-N-EtFOSAA	589.3 > 419	5.34e3	1.75e4	0.119	0.443	5.45	5.33	3.82	72.4422	69.0
15	47	13C2-PFUdA	565 > 519.8	1.29e4	1.75e4	0.119	1.150	5.46	5.36	9.20	67.2245	64.0
16	48	13C2-PFDoA	615.0 > 569.7	1.19e4	1.75e4	0.119	0.956	5.74	5.64	8.53	74.9340	71.4
17	49	d3-N-MeFOSA	515.2 > 168.9		1.75e4	0.119	0.145	5.84				
18	50	13C2-PFTeDA	714.8 > 669.6	7.15e3	1.75e4	0.119	0.416	6.20	6.11	5.12	103.3316	98.4
19	51	d5-N-ETFOSA	531.1 > 168.9		1.75e4	0.119	0.212	6.22				
20	52	13C2-PFHxDA	815 > 769.7	5.94e3	1.75e4	0.119	0.701	6.51	6.44	4.25	50.9278	121.3
21	53	d7-N-MeFOSE	623.1 > 58.9		1.75e4	0.119	0.185	6.31				
22	54	d9-N-EtFOSE	639.2 > 58.8		1.75e4	0.119	0.165	6.45				
23	55	13C4-PFBA	217. > 171.8	1.20e4	1.20e4	0.119	1.000	1.46	1.34	12.5	104.9714	100.0
24	56	13C5-PFHxA	318 > 272.9	1.53e4	1.53e4	0.119	1.000	3.19	3.07	12.5	104.9714	100.0
25	57	13C3-PFHxS	401.9 > 79.9	3.72e3	3.72e3	0.119	1.000	3.96	3.84	12.5	104.9714	100.0
26	58	13C8-PFOA	421.3 > 376	1.33e4	1.33e4	0.119	1.000	4.33	4.21	12.5	104.9714	100.0
27	59	13C9-PFNA	472.2 > 426.9	1.34e4	1.34e4	0.119	1.000	4.70	4.65	12.5	104.9714	100.0
28	60	13C4-PFOS	503 > 79.9	3.65e3	3.65e3	0.119	1.000	4.84	4.74	12.5	104.9714	100.0
29	61	13C6-PFDA	519.1 > 473.7	1.66e4	1.66e4	0.119	1.000	5.14	5.03	12.5	104.9714	100.0
30	62	13C7-PFUdA	570.1 > 524.8	1.75e4	1.75e4	0.119	1.000	5.46	5.35	12.5	104.9714	100.0
31	63	Total PFHxS	398.9 > 79.6	1.06e1	1.48e3	0.119		3.85		0.0890	1.0543	
32	64	Total PFOA	413 > 368.7	1.63e2	1.64e4	0.119		4.21		0.125	0.4149	

Dataset: F:\Projects\PFAS.PRO\Results\180218M1\180218M1-29.qld

Last Altered: Tuesday, February 20, 2018 14:51:05 Pacific Standard Time

Printed: Tuesday, February 20, 2018 14:51:40 Pacific Standard Time

**Name: 180218M1\_29, Date: 18-Feb-2018, Time: 19:09:58, ID: 1800267-09 WI-AF-EB09-SO-0118 0.11908, Description: WI-AF-EB09-SO-0118**

	# Name	Trace	Area	IS Area	Wt./Vol.	RRF	Pred.RT	RT	y Axis Resp.	Conc.	%Rec
33	65 Total PFOS	499 > 79.9	0.00e0	3.44e3	0.119		4.73		0.000		
34	66 Total N-MeFOSAA	570.1 > 419	0.00e0	5.13e3	0.119		5.29		0.000		
35	67 Total N-EtFOSAA	584.2 > 419	0.00e0	5.34e3	0.119		5.45		0.000		

Dataset: F:\Projects\PFAS.PRO\Results\180218M1\180218M1-29.qld

Last Altered: Tuesday, February 20, 2018 14:51:05 Pacific Standard Time

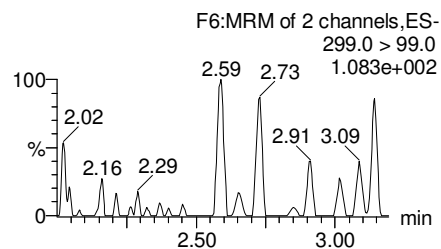
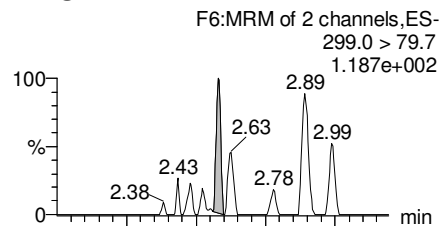
Printed: Tuesday, February 20, 2018 14:51:40 Pacific Standard Time

Method: F:\Projects\PFAS.PRO\MethDB\PFAS\_FULL\_80C\_021318.mdb 20 Feb 2018 14:17:29

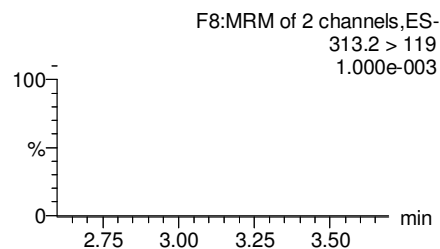
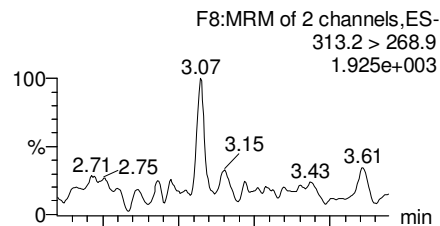
Calibration: F:\Projects\PFAS.PRO\CurveDB\C18\_VAL-PFAS\_Q4\_02-18-18-FULL.cdb 20 Feb 2018 11:25:50

Name: 180218M1\_29, Date: 18-Feb-2018, Time: 19:09:58, ID: 1800267-09 WI-AF-EB09-SO-0118 0.11908, Description: WI-AF-EB09-SO-0118

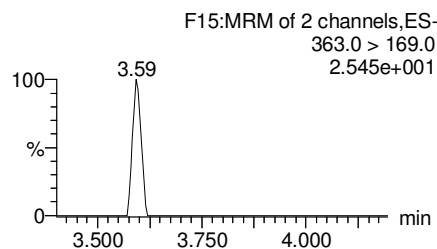
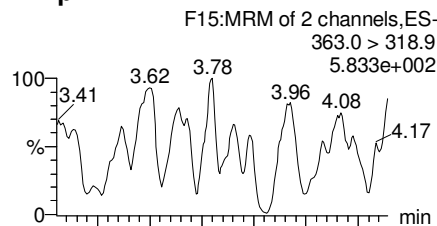
**PFBS**



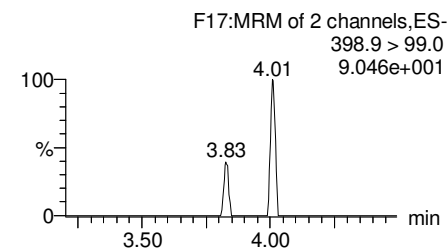
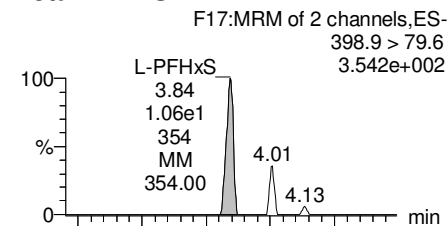
**PFHxA**



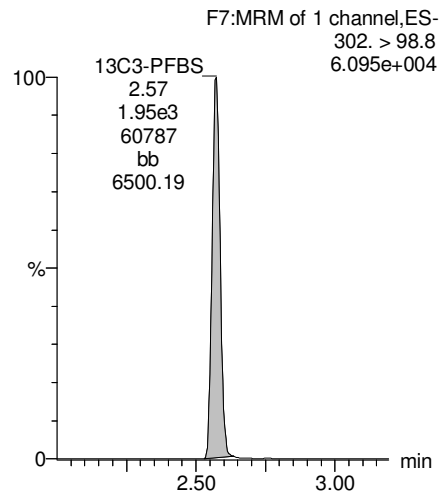
**PFHpA**



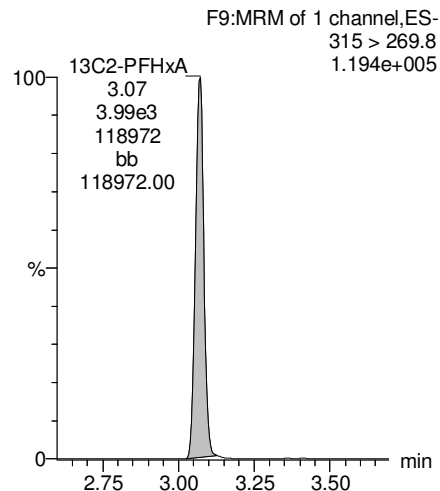
**Total PFHxS**



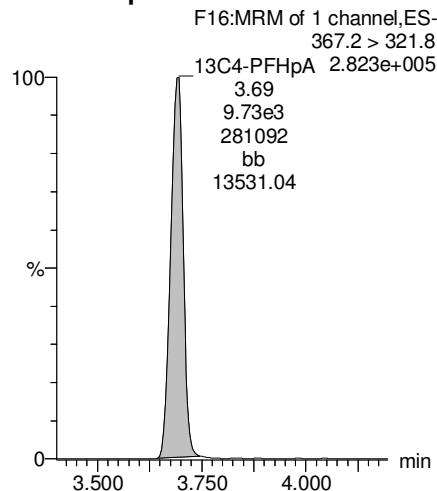
**13C3-PFBS**



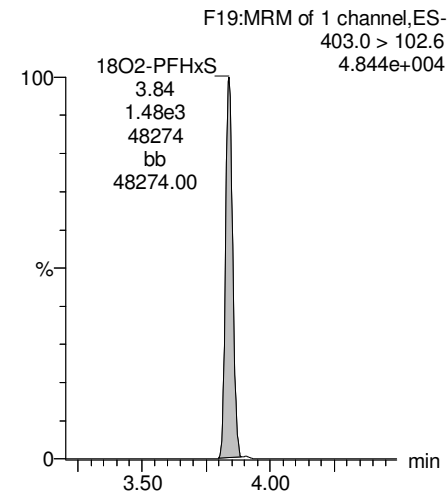
**13C2-PFHxA**



**13C4-PFHpA**



**18O2-PFHxS**



Dataset: F:\Projects\PFAS.PRO\Results\180218M1\180218M1-29.qld

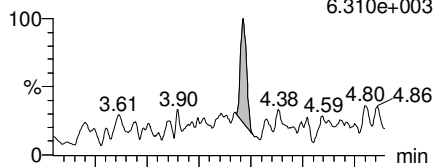
Last Altered: Tuesday, February 20, 2018 14:51:05 Pacific Standard Time

Printed: Tuesday, February 20, 2018 14:51:40 Pacific Standard Time

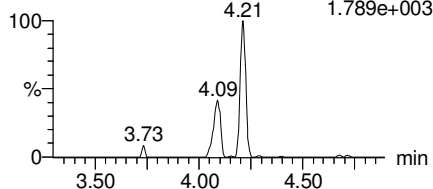
Name: 180218M1\_29, Date: 18-Feb-2018, Time: 19:09:58, ID: 1800267-09 WI-AF-EB09-SO-0118 0.11908, Description: WI-AF-EB09-SO-0118

**Total PFOA**

F20:MRM of 2 channels,ES-  
413 > 368.7  
6.310e+003

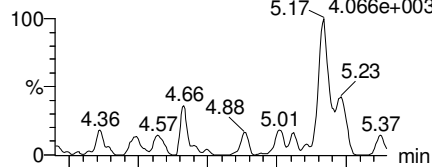


F20:MRM of 2 channels,ES-  
413 > 169  
1.789e+003

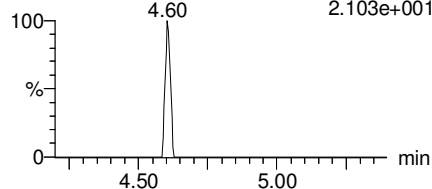


**PFNA**

F26:MRM of 2 channels,ES-  
463.0 > 418.8  
4.066e+003

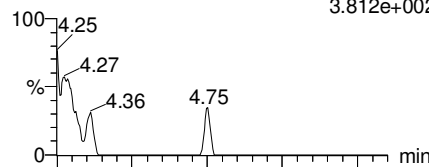


F26:MRM of 2 channels,ES-  
463.0 > 219.0  
2.103e+001

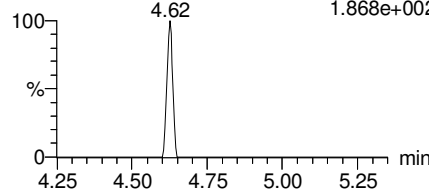


**Total PFOS**

F31:MRM of 2 channels,ES-  
499 > 79.9  
3.812e+002

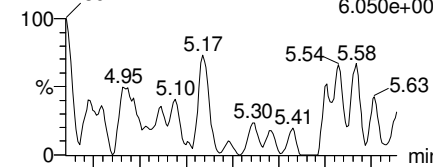


F31:MRM of 2 channels,ES-  
499 > 99  
1.868e+002

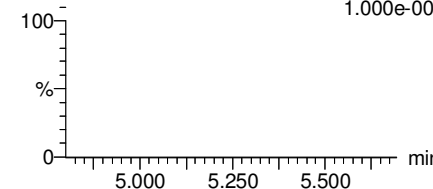


**PFDA**

F36:MRM of 2 channels,ES-  
513 > 468.8  
6.050e+002

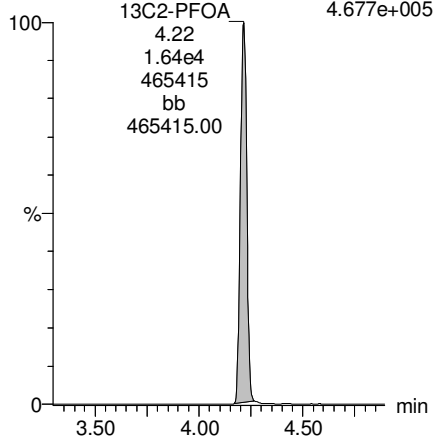


F36:MRM of 2 channels,ES-  
513 > 219  
1.000e+003



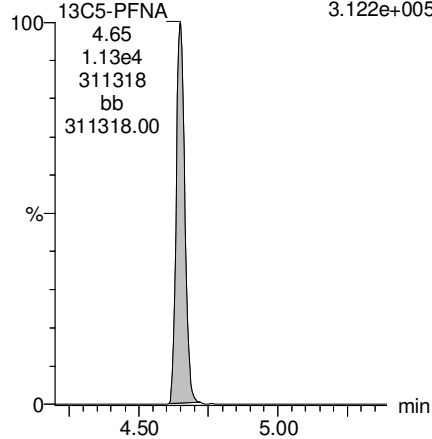
**13C2-PFOA**

F21:MRM of 1 channel,ES-  
414.9 > 369.7  
4.677e+005



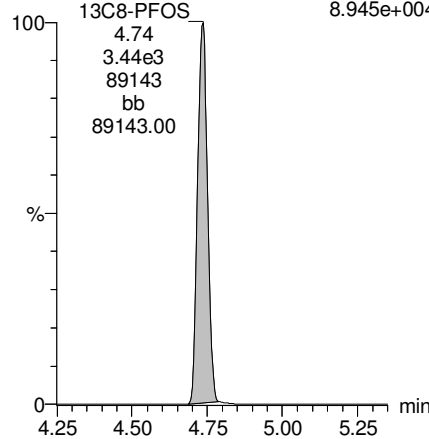
**13C5-PFNA**

F27:MRM of 1 channel,ES-  
468.2 > 422.9  
3.122e+005



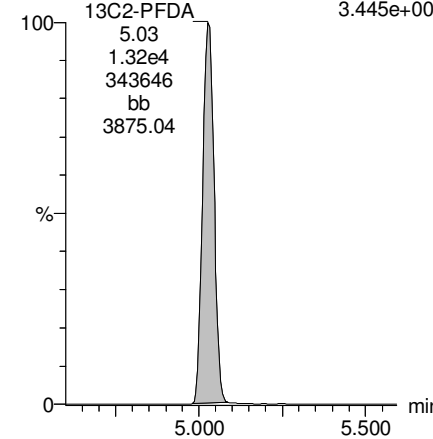
**13C8-PFOS**

F34:MRM of 1 channel,ES-  
507.0 > 79.9  
8.945e+004



**13C2-PFDA**

F37:MRM of 1 channel,ES-  
515.1 > 469.9  
3.445e+005




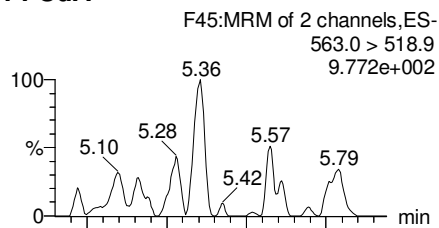
Dataset: F:\Projects\PFAS.PRO\Results\180218M1\180218M1-29.qld

Last Altered: Tuesday, February 20, 2018 14:51:05 Pacific Standard Time

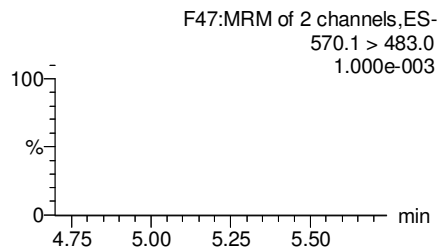
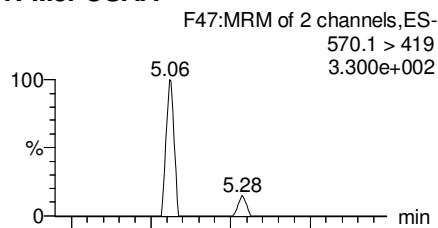
Printed: Tuesday, February 20, 2018 14:51:40 Pacific Standard Time

Name: 180218M1\_29, Date: 18-Feb-2018, Time: 19:09:58, ID: 1800267-09 WI-AF-EB09-SO-0118 0.11908, Description: WI-AF-EB09-SO-0118

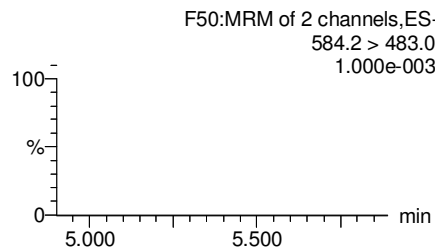
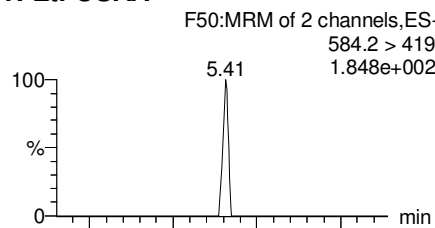
**PFUdA**



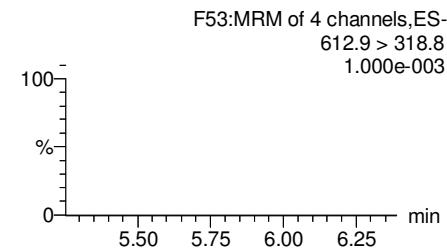
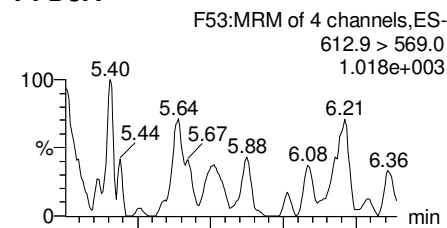
**N-MeFOSAA**



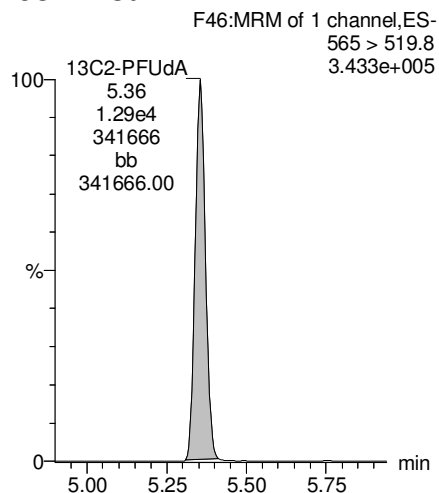
**N-EtFOSAA**



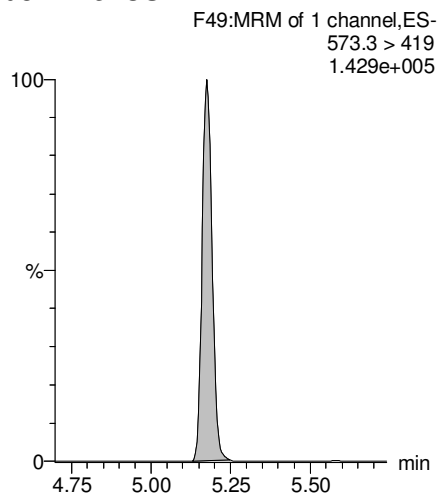
**PFDaA**



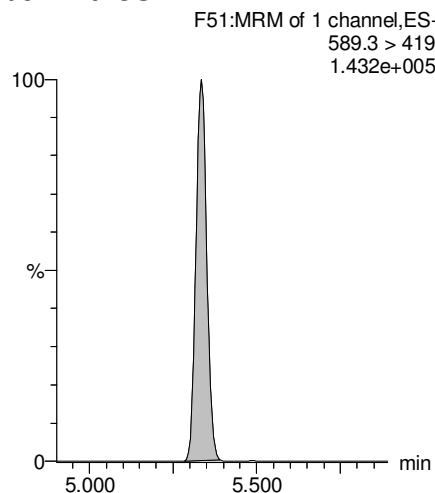
**13C2-PFUdA**



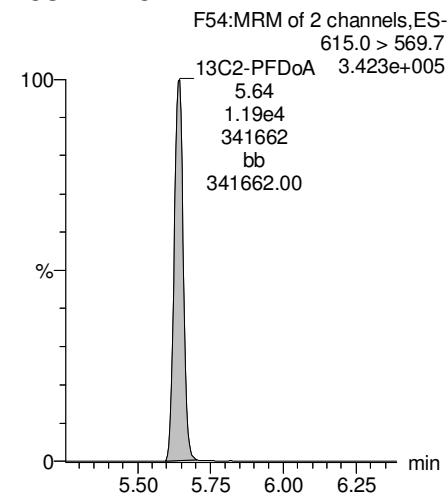
**d3-N-MeFOSAA**



**d5-N-EtFOSAA**



**13C2-PFDaA**



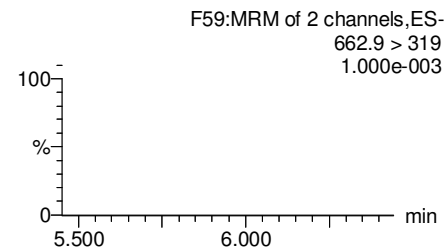
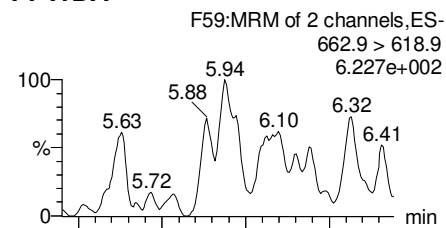
Dataset: F:\Projects\PFAS.PRO\Results\180218M1\180218M1-29.qld

Last Altered: Tuesday, February 20, 2018 14:51:05 Pacific Standard Time

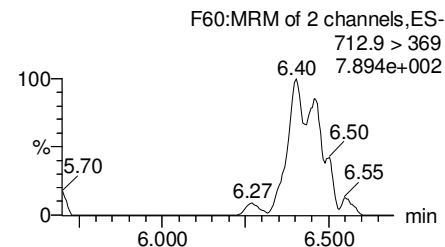
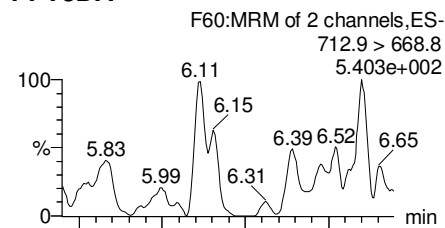
Printed: Tuesday, February 20, 2018 14:51:40 Pacific Standard Time

Name: 180218M1\_29, Date: 18-Feb-2018, Time: 19:09:58, ID: 1800267-09 WI-AF-EB09-SO-0118 0.11908, Description: WI-AF-EB09-SO-0118

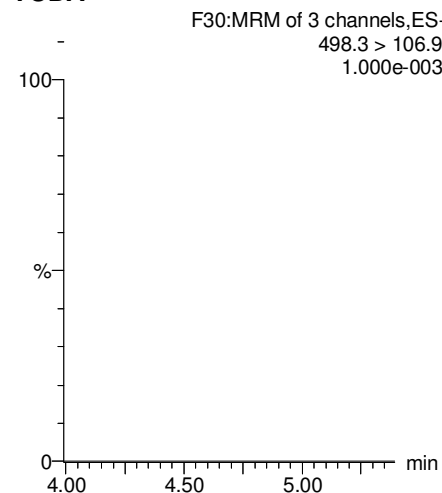
**PFTrDA**



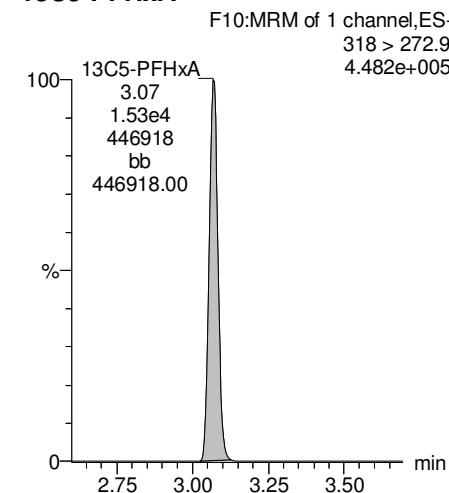
**PFTeDA**



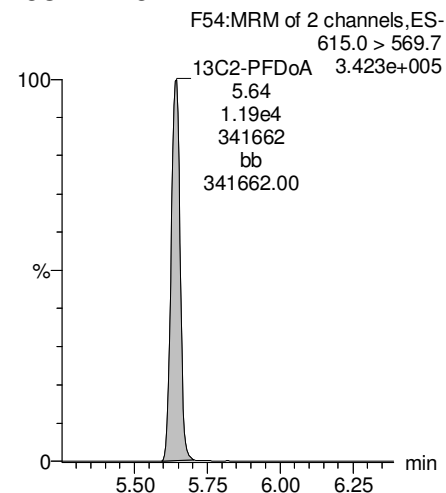
**TCDA**



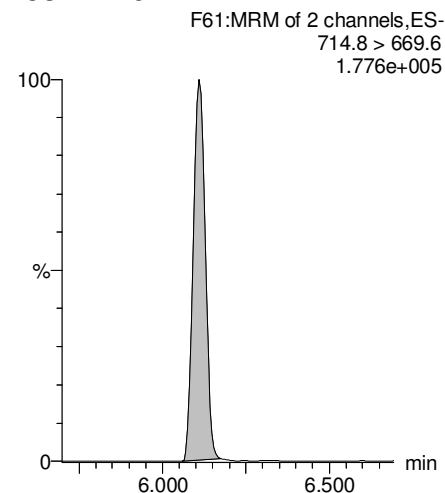
**13C5-PFHxA**



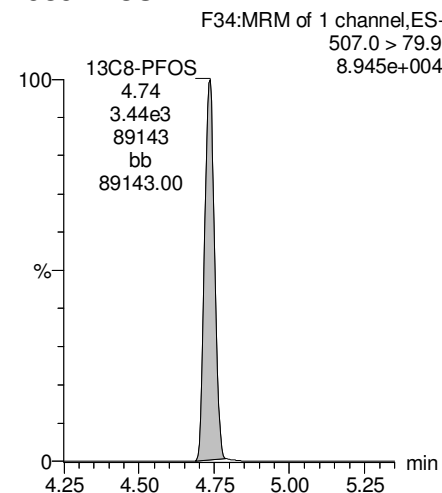
**13C2-PFDoA**



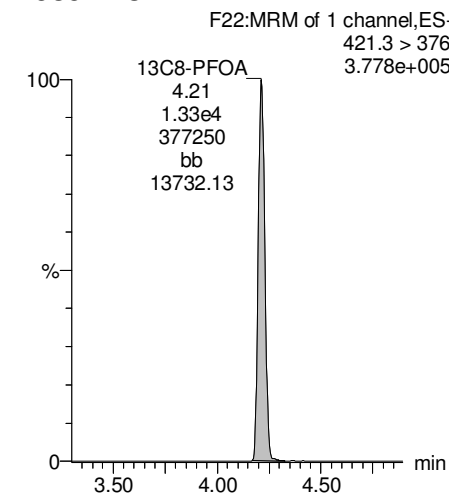
**13C2-PFTeDA**



**13C8-PFOS**



**13C8-PFOA**



Dataset: F:\Projects\PFAS.PRO\Results\180218M1\180218M1-29.qld

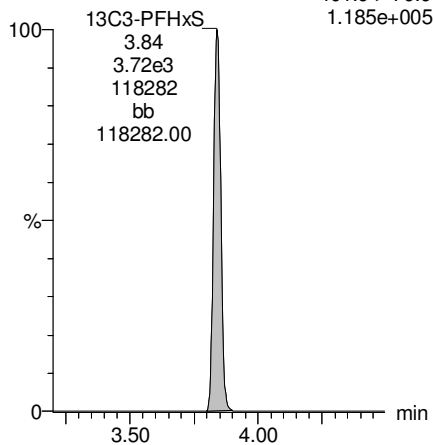
Last Altered: Tuesday, February 20, 2018 14:51:05 Pacific Standard Time

Printed: Tuesday, February 20, 2018 14:51:40 Pacific Standard Time

Name: 180218M1\_29, Date: 18-Feb-2018, Time: 19:09:58, ID: 1800267-09 WI-AF-EB09-SO-0118 0.11908, Description: WI-AF-EB09-SO-0118

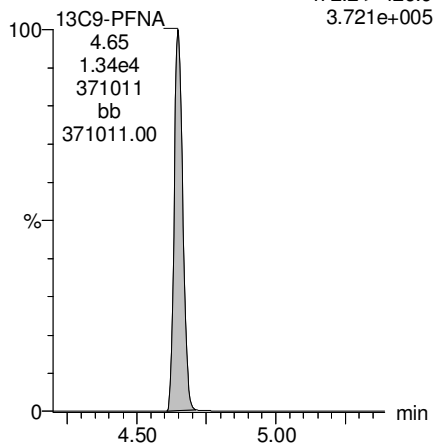
**13C3-PFHxS**

F18:MRM of 1 channel,ES-  
401.9 > 79.9  
1.185e+005



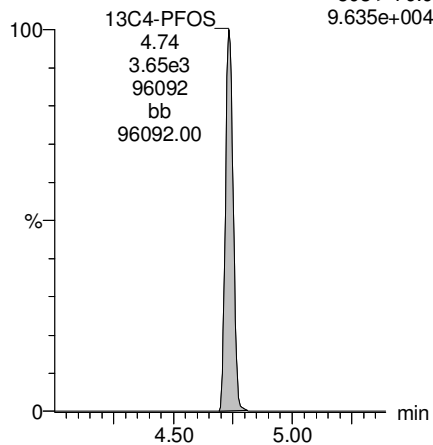
**13C9-PFNA**

F28:MRM of 1 channel,ES-  
472.2 > 426.9  
3.721e+005



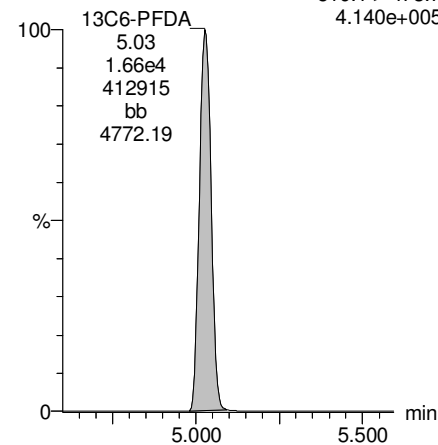
**13C4-PFOS**

F32:MRM of 1 channel,ES-  
503 > 79.9  
9.635e+004



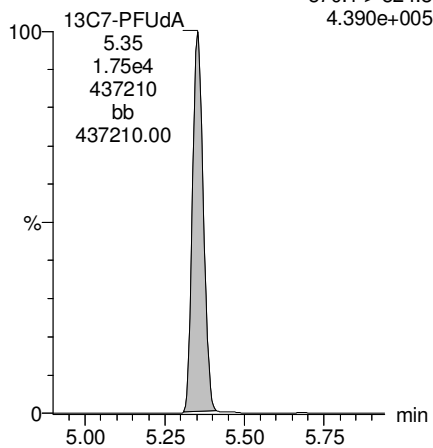
**13C6-PFDA**

F39:MRM of 1 channel,ES-  
519.1 > 473.7  
4.140e+005



**13C7-PFUDa**

F48:MRM of 1 channel,ES-  
570.1 > 524.8  
4.390e+005



Dataset: F:\Projects\PFAS.PRO\Results\180218M1\180218M1-30.qld

Last Altered: Tuesday, February 20, 2018 14:52:51 Pacific Standard Time

Printed: Tuesday, February 20, 2018 14:53:14 Pacific Standard Time

Method: F:\Projects\PFAS.PRO\MethDB\PFAS\_FULL\_80C\_021318.mdb 20 Feb 2018 14:17:29

Calibration: F:\Projects\PFAS.PRO\CurveDB\C18\_VAL-PFAS\_Q4\_02-18-18-FULL.cdb 20 Feb 2018 11:25:50

Name: 180218M1\_30, Date: 18-Feb-2018, Time: 19:21:28, ID: 1800267-10 WI-AF-FB-012518 0.12004, Description: WI-AF-FB-012518

	# Name	Trace	Area	IS Area	Wt./Vol.	RRF	Pred.RT	RT	y Axis Resp.	Conc.	%Rec
1	3 PFBS	299.0 > 79.7		1.82e3	0.120		2.60				
2	5 PFHxA	313.2 > 268.9		3.90e3	0.120		3.19				
3	7 PFHpA	363.0 > 318.9		8.79e3	0.120		3.81				
4	8 L-PFHxS	398.9 > 79.6	1.18e0	1.39e3	0.120		3.85	3.86	0.0106	0.6865	
5	11 L-PFOA	413 > 368.7	2.26e2	1.55e4	0.120		4.22	4.21	0.182	0.8624	
6	14 PFNA	463.0 > 418.8		1.05e4	0.120		4.76				
7	16 L-PFOS	499 > 79.9		3.33e3	0.120		4.74				
8	18 PFDA	513 > 468.8	3.28e1	9.93e3	0.120		5.14	5.03	0.0412	0.0693	
9	21 N-MeFOSAA	570.1 > 419		4.01e3	0.120		5.29				
10	22 N-EtFOSAA	584.2 > 419		4.42e3	0.120		5.45				
11	23 PFUdA	563.0 > 518.9	6.28e1	1.29e4	0.120		5.46	5.37	0.0610		



Dataset: F:\Projects\PFAS.PRO\Results\180218M1\180218M1-30.qld

Last Altered: Tuesday, February 20, 2018 14:52:51 Pacific Standard Time

Printed: Tuesday, February 20, 2018 14:53:24 Pacific Standard Time

Method: F:\Projects\PFAS.PRO\MethDB\PFAS\_FULL\_80C\_021318.mdb 20 Feb 2018 14:17:29

Calibration: F:\Projects\PFAS.PRO\CurveDB\C18\_VAL-PFAS\_Q4\_02-18-18-FULL.cdb 20 Feb 2018 11:25:50

Name: 180218M1\_30, Date: 18-Feb-2018, Time: 19:21:28, ID: 1800267-10 WI-AF-FB-012518 0.12004, Description: WI-AF-FB-012518

#	Name	Trace	Area	IS Area	Wt./Vol.	RRF	Pred.RT	RT	y Axis Resp.	Conc.	%Rec
1	25	PFDa	612.9 > 569.0	1.09e4	0.120		5.74				
2	27	PFTDA	662.9 > 618.9	1.09e4	0.120		5.98				
3	28	PFTeDA	712.9 > 668.8	6.54e3	0.120		6.20				
4	36	13C3-PFBS	302. > 98.8	1.82e3	1.46e4	0.128	2.69	2.57	1.56	101.6720	97.6
5	37	13C2-PFHxA	315 > 269.8	3.90e3	1.46e4	0.755	3.19	3.07	3.34	36.8788	88.5
6	38	13C4-PFHpA	367.2 > 321.8	8.79e3	1.46e4	0.770	3.81	3.69	7.54	81.5804	78.3
7	39	18O2-PFHxS	403.0 > 102.6	1.39e3	4.13e3	0.412	3.96	3.84	4.22	85.2910	81.9
8	40	13C2-PFOA	414.9 > 369.7	1.55e4	1.25e4	1.614	4.33	4.22	15.5	80.0966	76.9
9	41	13C5-PFNA	468.2 > 422.9	1.05e4	1.26e4	1.012	4.76	4.65	10.4	85.3031	81.9
10	42	13C8-PFOSA	506.1 > 77.7	1.58e3	1.83e4	0.312	4.83	4.71	1.08	28.7882	27.6
11	43	13C8-PFOS	507.0 > 79.9	3.33e3	3.44e3	1.017	4.84	4.74	12.1	99.0500	95.1
12	44	13C2-PFDA	515.1 > 469.9	9.93e3	1.36e4	1.013	5.14	5.03	9.16	75.2957	72.3
13	45	d3-N-MeFOSAA	573.3 > 419	4.01e3	1.83e4	0.404	5.29	5.18	2.73	56.3243	54.1
14	46	d5-N-EtFOSAA	589.3 > 419	4.42e3	1.83e4	0.443	5.45	5.33	3.01	56.6608	54.4
15	47	13C2-PFUdA	565 > 519.8	1.29e4	1.83e4	1.150	5.46	5.36	8.77	63.5422	61.0
16	48	13C2-PFDoA	615.0 > 569.7	1.09e4	1.83e4	0.956	5.74	5.64	7.40	64.5132	62.0
17	49	d3-N-MeFOSA	515.2 > 168.9		1.83e4	0.145	5.84				
18	50	13C2-PFTeDA	714.8 > 669.6	6.54e3	1.83e4	0.416	6.20	6.11	4.46	89.3537	85.8
19	51	d5-N-ETFOSA	531.1 > 168.9		1.83e4	0.212	6.22				
20	52	13C2-PFHxDA	815 > 769.7	6.24e3	1.83e4	0.701	6.51	6.44	4.26	50.5627	121.4
21	53	d7-N-MeFOSE	623.1 > 58.9		1.83e4	0.185	6.31				
22	54	d9-N-EtFOSE	639.2 > 58.8		1.83e4	0.165	6.45				
23	55	13C4-PFBA	217. > 171.8	1.05e4	1.05e4	1.000	1.46	1.34	12.5	104.1320	100.0
24	56	13C5-PFHxA	318 > 272.9	1.46e4	1.46e4	1.000	3.19	3.07	12.5	104.1320	100.0
25	57	13C3-PFHxS	401.9 > 79.9	4.13e3	4.13e3	1.000	3.96	3.84	12.5	104.1320	100.0
26	58	13C8-PFOA	421.3 > 376	1.25e4	1.25e4	1.000	4.33	4.21	12.5	104.1320	100.0
27	59	13C9-PFNA	472.2 > 426.9	1.26e4	1.26e4	1.000	4.70	4.65	12.5	104.1320	100.0
28	60	13C4-PFOS	503 > 79.9	3.44e3	3.44e3	1.000	4.84	4.74	12.5	104.1320	100.0
29	61	13C6-PFDA	519.1 > 473.7	1.36e4	1.36e4	1.000	5.14	5.03	12.5	104.1320	100.0
30	62	13C7-PFUdA	570.1 > 524.8	1.83e4	1.83e4	1.000	5.46	5.35	12.5	104.1320	100.0
31	63	Total PFHxS	398.9 > 79.6	1.18e0	1.39e3	0.120	3.85		0.0106	0.6865	
32	64	Total PFOA	413 > 368.7	2.26e2	1.55e4	0.120	4.21		0.182	0.8624	

Dataset: F:\Projects\PFAS.PRO\Results\180218M1\180218M1-30.qld

Last Altered: Tuesday, February 20, 2018 14:52:51 Pacific Standard Time

Printed: Tuesday, February 20, 2018 14:53:24 Pacific Standard Time

**Name: 180218M1\_30, Date: 18-Feb-2018, Time: 19:21:28, ID: 1800267-10 WI-AF-FB-012518 0.12004, Description: WI-AF-FB-012518**

	# Name	Trace	Area	IS Area	Wt./Vol.	RRF	Pred.RT	RT	y Axis Resp.	Conc.	%Rec
33	65 Total PFOS	499 > 79.9	0.00e0	3.33e3	0.120		4.73		0.000		
34	66 Total N-MeFOSAA	570.1 > 419	0.00e0	4.01e3	0.120		5.29		0.000		
35	67 Total N-EtFOSAA	584.2 > 419	0.00e0	4.42e3	0.120		5.45		0.000		

Dataset: F:\Projects\PFAS.PRO\Results\180218M1\180218M1-30.qld

Last Altered: Tuesday, February 20, 2018 14:52:51 Pacific Standard Time

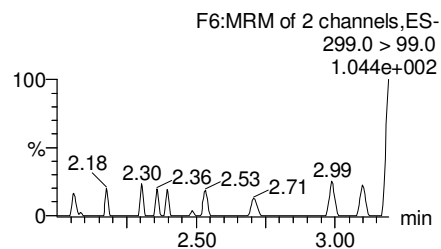
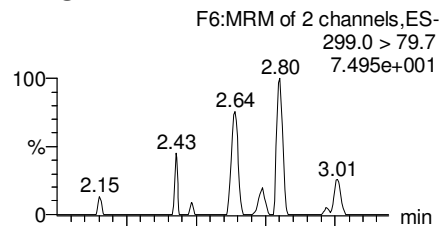
Printed: Tuesday, February 20, 2018 14:53:24 Pacific Standard Time

Method: F:\Projects\PFAS.PRO\MethDB\PFAS\_FULL\_80C\_021318.mdb 20 Feb 2018 14:17:29

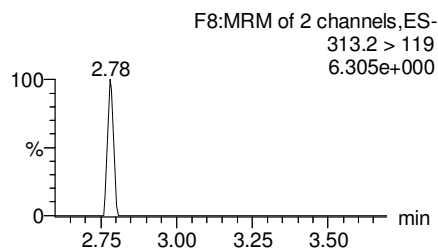
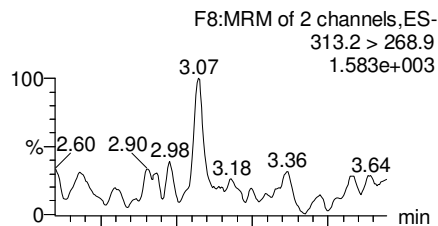
Calibration: F:\Projects\PFAS.PRO\CurveDB\C18\_VAL-PFAS\_Q4\_02-18-18-FULL.cdb 20 Feb 2018 11:25:50

Name: 180218M1\_30, Date: 18-Feb-2018, Time: 19:21:28, ID: 1800267-10 WI-AF-FB-012518 0.12004, Description: WI-AF-FB-012518

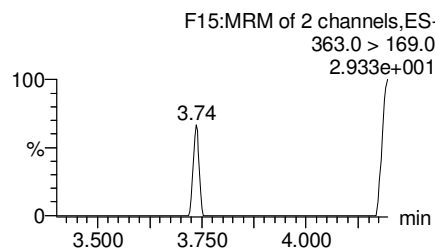
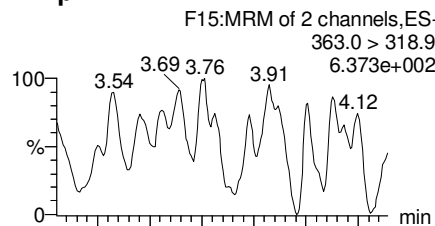
**PFBS**



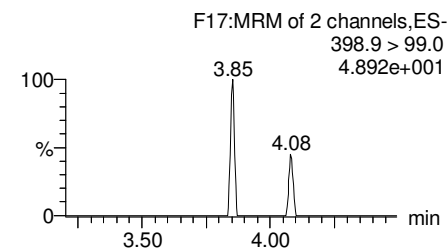
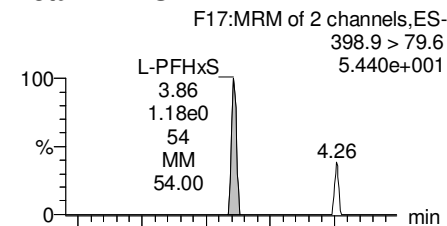
**PFHxA**



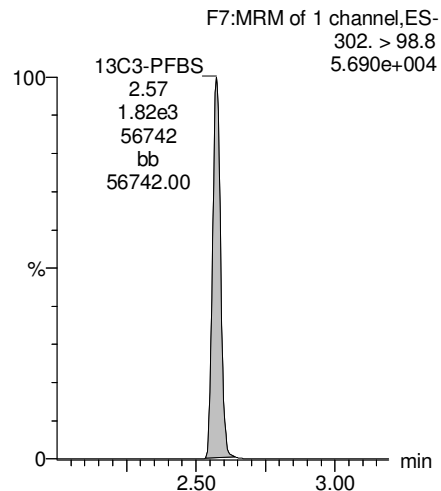
**PFHpA**



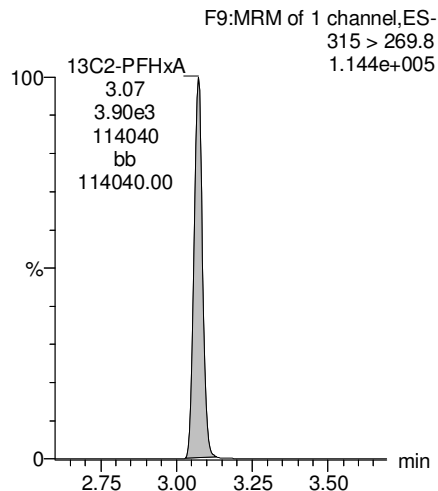
**Total PFHxS**



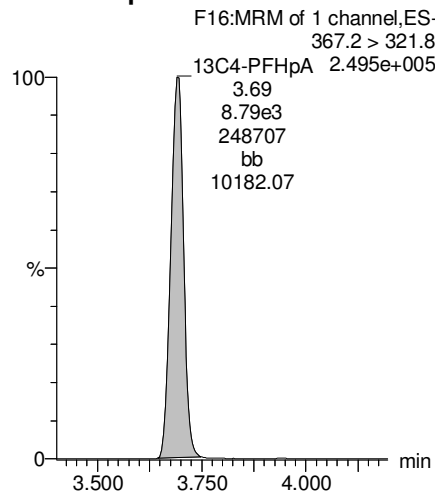
**13C3-PFBS**



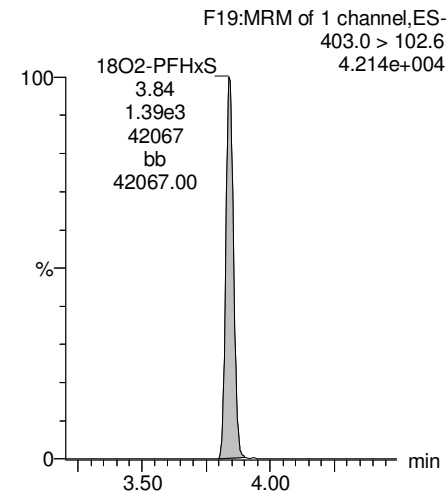
**13C2-PFHxA**



**13C4-PFHpA**



**18O2-PFHxS**



Dataset: F:\Projects\PFAS.PRO\Results\180218M1\180218M1-30.qld

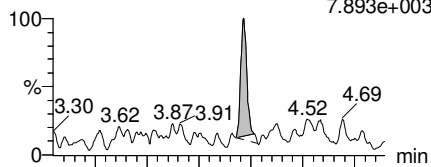
Last Altered: Tuesday, February 20, 2018 14:52:51 Pacific Standard Time

Printed: Tuesday, February 20, 2018 14:53:24 Pacific Standard Time

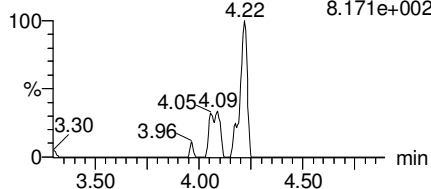
Name: 180218M1\_30, Date: 18-Feb-2018, Time: 19:21:28, ID: 1800267-10 WI-AF-FB-012518 0.12004, Description: WI-AF-FB-012518

**Total PFOA**

F20:MRM of 2 channels,ES-  
413 > 368.7  
7.893e+003

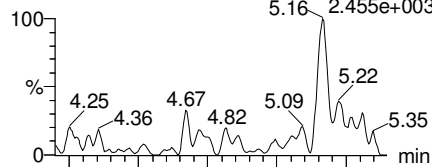


F20:MRM of 2 channels,ES-  
413 > 169  
8.171e+002

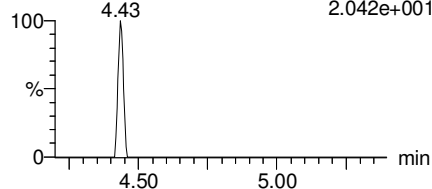


**PFNA**

F26:MRM of 2 channels,ES-  
463.0 > 418.8  
2.455e+003

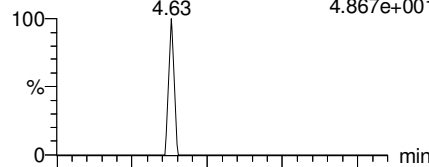


F26:MRM of 2 channels,ES-  
463.0 > 219.0  
2.042e+001

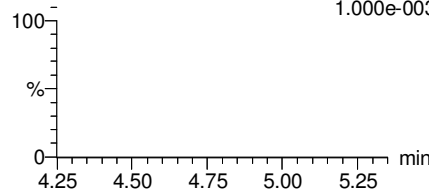


**Total PFOS**

F31:MRM of 2 channels,ES-  
499 > 79.9  
4.867e+001

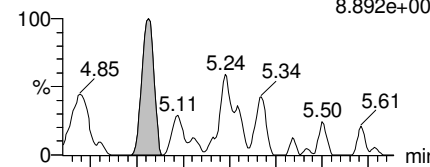


F31:MRM of 2 channels,ES-  
499 > 99  
1.000e+003

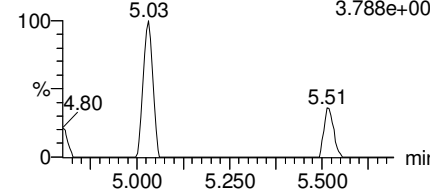


**PFDA**

F36:MRM of 2 channels,ES-  
513 > 468.8  
8.892e+002

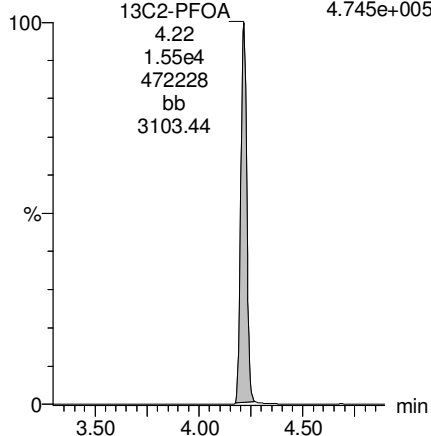


F36:MRM of 2 channels,ES-  
513 > 219  
3.788e+002



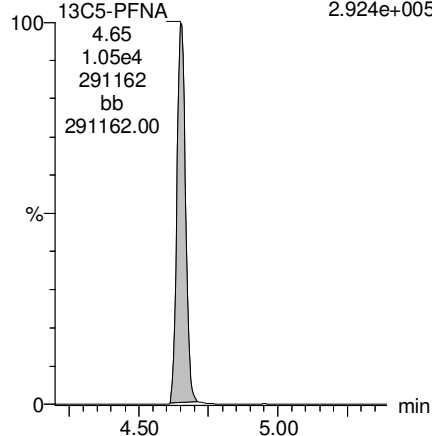
**13C2-PFOA**

F21:MRM of 1 channel,ES-  
414.9 > 369.7  
4.745e+005



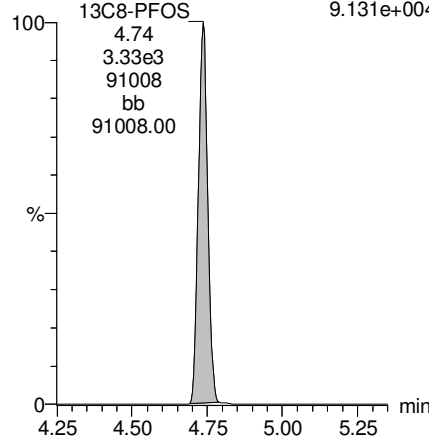
**13C5-PFNA**

F27:MRM of 1 channel,ES-  
468.2 > 422.9  
2.924e+005



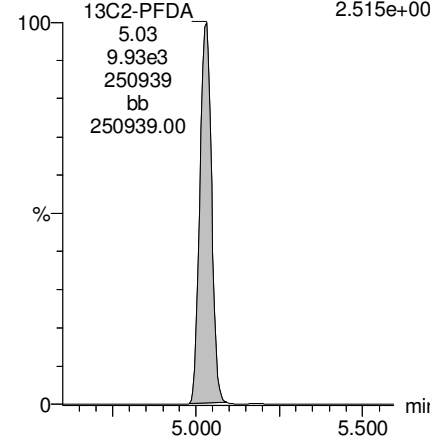
**13C8-PFOS**

F34:MRM of 1 channel,ES-  
507.0 > 79.9  
9.131e+004



**13C2-PFDA**

F37:MRM of 1 channel,ES-  
515.1 > 469.9  
2.515e+005



Dataset: F:\Projects\PFAS.PRO\Results\180218M1\180218M1-30.qld

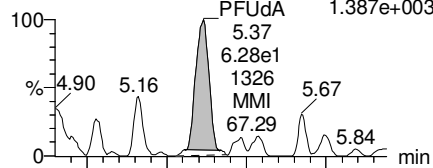
Last Altered: Tuesday, February 20, 2018 14:52:51 Pacific Standard Time

Printed: Tuesday, February 20, 2018 14:53:24 Pacific Standard Time

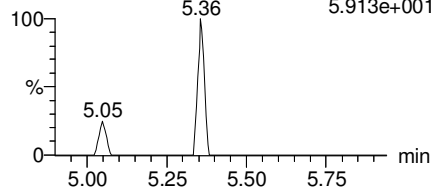
Name: 180218M1\_30, Date: 18-Feb-2018, Time: 19:21:28, ID: 1800267-10 WI-AF-FB-012518 0.12004, Description: WI-AF-FB-012518

**PFUdA**

F45:MRM of 2 channels,ES-  
563.0 > 518.9  
1.387e+003

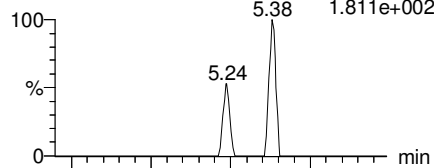


F45:MRM of 2 channels,ES-  
563.0 > 269  
5.913e+001

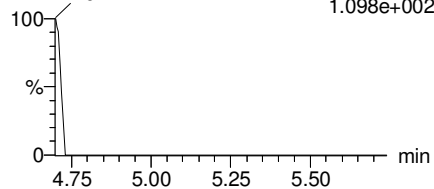


**N-MeFOSAA**

F47:MRM of 2 channels,ES-  
570.1 > 419  
1.811e+002

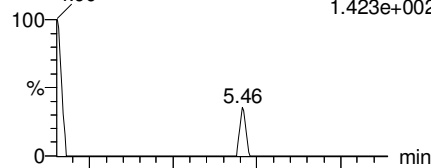


F47:MRM of 2 channels,ES-  
570.1 > 483.0  
1.098e+002

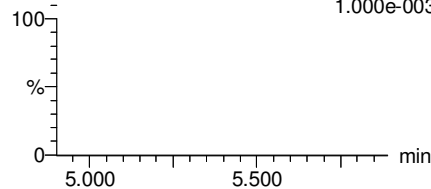


**N-EtFOSAA**

F50:MRM of 2 channels,ES-  
584.2 > 419  
1.423e+002

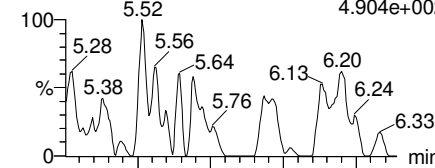


F50:MRM of 2 channels,ES-  
584.2 > 483.0  
1.000e+003




**PFDaA**

F53:MRM of 4 channels,ES-  
612.9 > 569.0  
4.904e+002

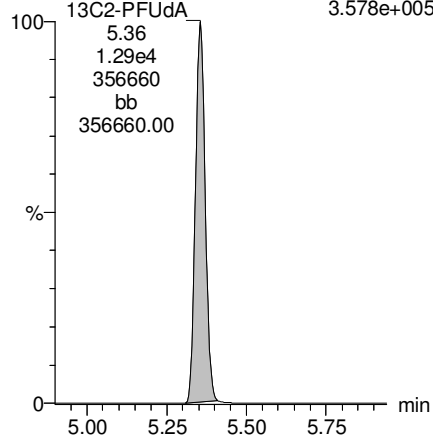


F53:MRM of 4 channels,ES-  
612.9 > 318.8  
3.617e+001



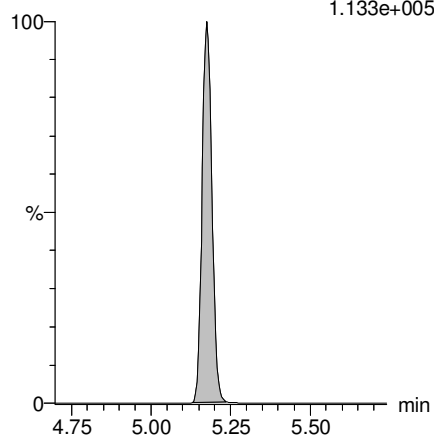
**13C2-PFUdA**

F46:MRM of 1 channel,ES-  
565 > 519.8  
3.578e+005



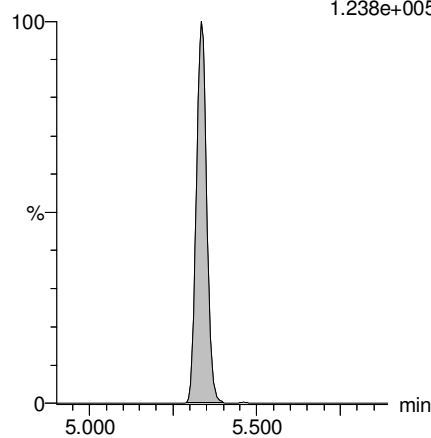
**d3-N-MeFOSAA**

F49:MRM of 1 channel,ES-  
573.3 > 419  
1.133e+005



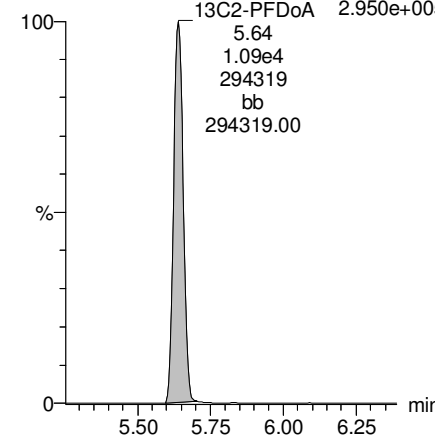
**d5-N-EtFOSAA**

F51:MRM of 1 channel,ES-  
589.3 > 419  
1.238e+005



**13C2-PFDaA**

F54:MRM of 2 channels,ES-  
615.0 > 569.7  
2.950e+005



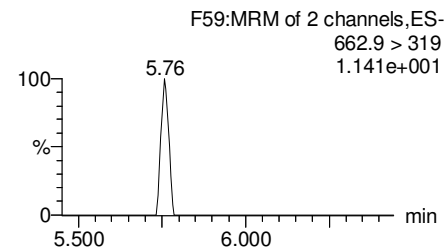
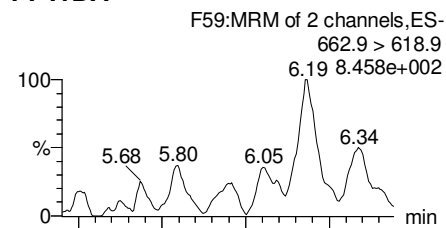
Dataset: F:\Projects\PFAS.PRO\Results\180218M1\180218M1-30.qld

Last Altered: Tuesday, February 20, 2018 14:52:51 Pacific Standard Time

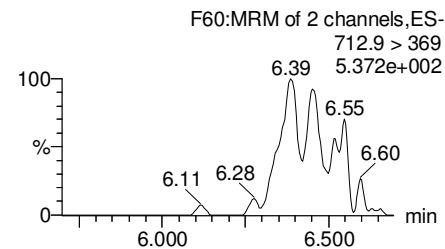
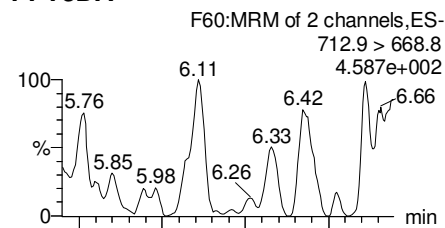
Printed: Tuesday, February 20, 2018 14:53:24 Pacific Standard Time

Name: 180218M1\_30, Date: 18-Feb-2018, Time: 19:21:28, ID: 1800267-10 WI-AF-FB-012518 0.12004, Description: WI-AF-FB-012518

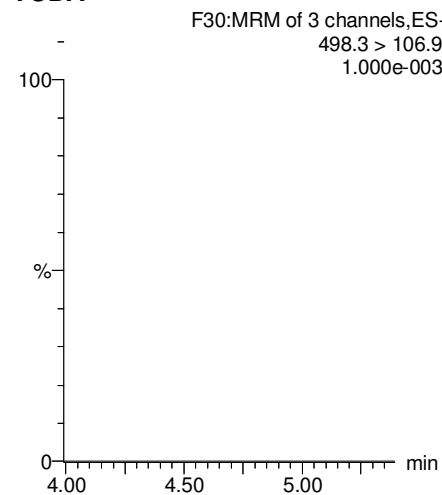
**PFTrDA**



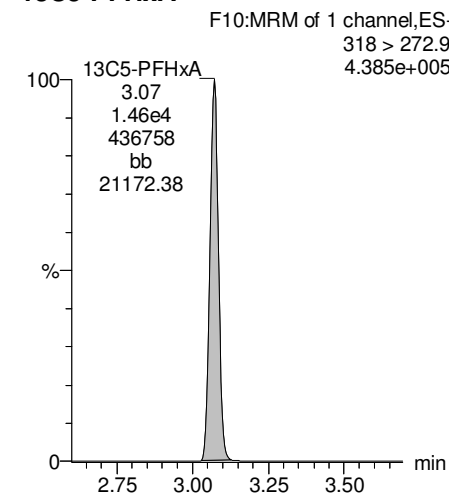
**PFTeDA**



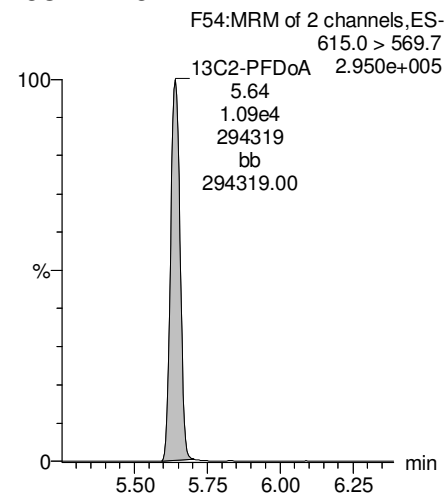
**TCDA**



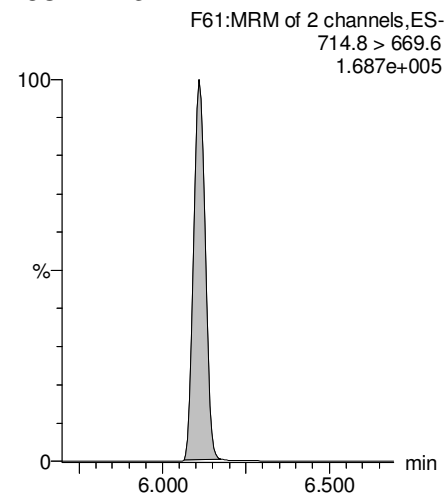
**13C5-PFHxA**



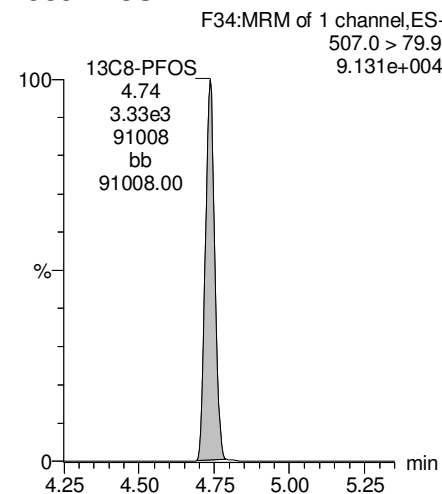
**13C2-PFDoA**



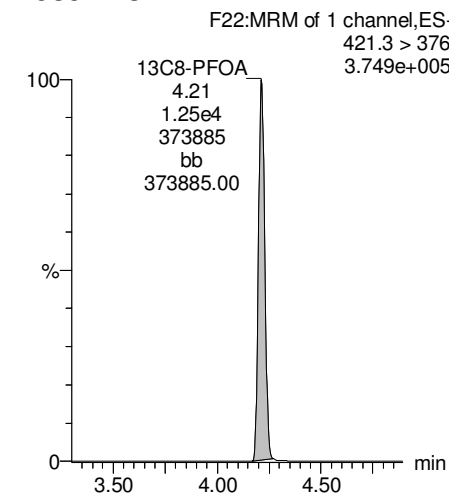
**13C2-PFTeDA**



**13C8-PFOS**



**13C8-PFOA**



Dataset: F:\Projects\PFAS.PRO\Results\180218M1\180218M1-30.qld

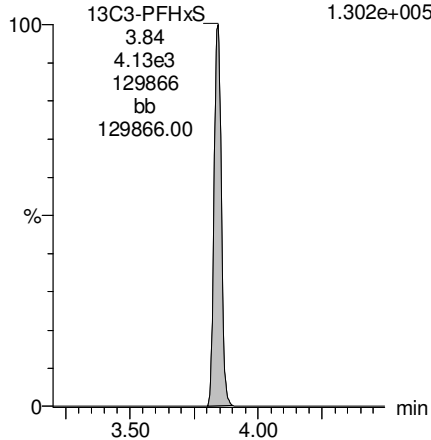
Last Altered: Tuesday, February 20, 2018 14:52:51 Pacific Standard Time

Printed: Tuesday, February 20, 2018 14:53:24 Pacific Standard Time

Name: 180218M1\_30, Date: 18-Feb-2018, Time: 19:21:28, ID: 1800267-10 WI-AF-FB-012518 0.12004, Description: WI-AF-FB-012518

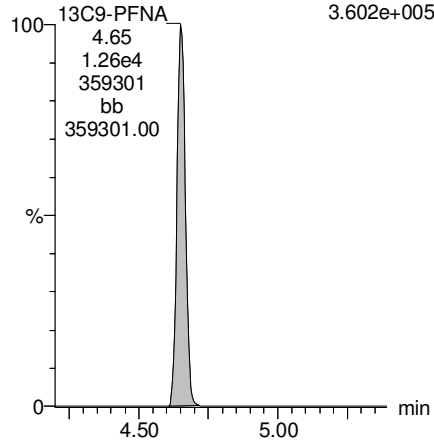
**13C3-PFHxS**

F18:MRM of 1 channel,ES-  
401.9 > 79.9  
1.302e+005



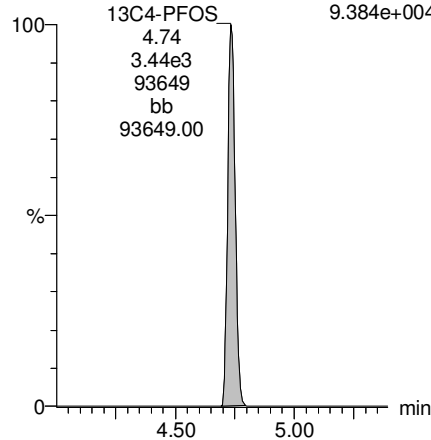
**13C9-PFNA**

F28:MRM of 1 channel,ES-  
472.2 > 426.9  
3.602e+005



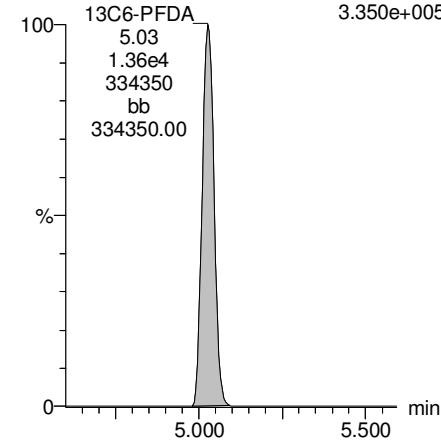
**13C4-PFOS**

F32:MRM of 1 channel,ES-  
503 > 79.9  
9.384e+004



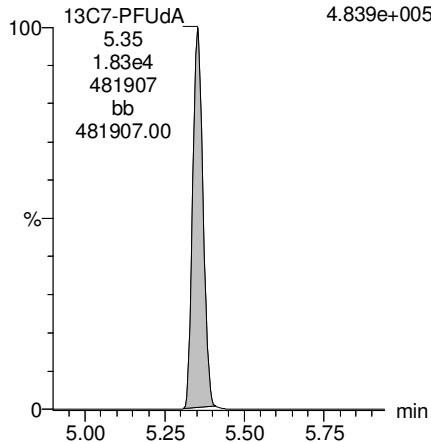
**13C6-PFDA**

F39:MRM of 1 channel,ES-  
519.1 > 473.7  
3.350e+005



**13C7-PFUDa**

F48:MRM of 1 channel,ES-  
570.1 > 524.8  
4.839e+005



**INJECTION INTERNAL STANDARD (IIS) AREAS,  
INSTRUMENT BLANKS (IB)  
AND  
CONTINUING CALIBRATION VERIFICATIONS (CCV)**



Dataset: Untitled

Last Altered: Friday, February 16, 2018 13:39:20 Pacific Standard Time

Printed: Friday, February 16, 2018 13:39:59 Pacific Standard Time

Method: Z:\Projects\PFAS.PRO\MethDB\PFAS\_RS-2-5-18.mdb 06 Feb 2018 10:46:28

Calibration: 16 Feb 2018 13:39:20

Name: 180215M1\_7, Date: 15-Feb-2018, Time: 17:55:01, ID: ST180215M1-6 PFC CS3 18B0815, Description: PFC CS3 18B0815

	# Name	ID	Area	%Rec	Area Out
1	1 13C4-PFBA	ST180215M1-6 PFC CS3 18B0815	8.95e3	100.0	NO
2	2 13C5-PFHxA	ST180215M1-6 PFC CS3 18B0815	1.52e4	100.0	NO
3	3 13C3-PFHxS	ST180215M1-6 PFC CS3 18B0815	3.40e3	100.0	NO
4	4 13C8-PFOA	ST180215M1-6 PFC CS3 18B0815	1.53e4	100.0	NO
5	5 13C9-PFNA	ST180215M1-6 PFC CS3 18B0815	1.66e4	100.0	NO
6	6 13C4-PFOS	ST180215M1-6 PFC CS3 18B0815	3.81e3	100.0	NO
7	7 13C6-PFDA	ST180215M1-6 PFC CS3 18B0815	1.63e4	100.0	NO
8	8 13C7-PFUDa	ST180215M1-6 PFC CS3 18B0815	1.61e4	100.0	NO

Name: 180215M1\_8, Date: 15-Feb-2018, Time: 18:06:27, ID: ST180215M1-7 PFC CS4 18B0816, Description: PFC CS4 18B0816

	# Name	ID	Area	%Rec	Area Out
1	1 13C4-PFBA	ST180215M1-7 PFC CS4 18B0816	1.07e4	119.4	NO
2	2 13C5-PFHxA	ST180215M1-7 PFC CS4 18B0816	1.74e4	114.5	NO
3	3 13C3-PFHxS	ST180215M1-7 PFC CS4 18B0816	4.04e3	119.0	NO
4	4 13C8-PFOA	ST180215M1-7 PFC CS4 18B0816	1.70e4	111.1	NO
5	5 13C9-PFNA	ST180215M1-7 PFC CS4 18B0816	1.87e4	112.7	NO
6	6 13C4-PFOS	ST180215M1-7 PFC CS4 18B0816	4.32e3	113.4	NO
7	7 13C6-PFDA	ST180215M1-7 PFC CS4 18B0816	1.82e4	112.0	NO
8	8 13C7-PFUDa	ST180215M1-7 PFC CS4 18B0816	1.94e4	120.6	NO

Name: 180215M1\_9, Date: 15-Feb-2018, Time: 18:17:55, ID: ST180215M1-8 PFC CS5 18B0817, Description: PFC CS5 18B0817

	# Name	ID	Area	%Rec	Area Out
1	1 13C4-PFBA	ST180215M1-8 PFC CS5 18B0817	9.77e3	109.2	NO
2	2 13C5-PFHxA	ST180215M1-8 PFC CS5 18B0817	1.70e4	112.0	NO
3	3 13C3-PFHxS	ST180215M1-8 PFC CS5 18B0817	4.08e3	120.0	NO
4	4 13C8-PFOA	ST180215M1-8 PFC CS5 18B0817	1.48e4	96.6	NO
5	5 13C9-PFNA	ST180215M1-8 PFC CS5 18B0817	1.67e4	100.7	NO
6	6 13C4-PFOS	ST180215M1-8 PFC CS5 18B0817	3.84e3	100.6	NO
7	7 13C6-PFDA	ST180215M1-8 PFC CS5 18B0817	1.63e4	100.1	NO
8	8 13C7-PFUDa	ST180215M1-8 PFC CS5 18B0817	1.71e4	106.6	NO

Name: 180215M1\_10, Date: 15-Feb-2018, Time: 18:29:24, ID: ST180215M1-9 PFC CS6 18B0818, Description: PFC CS6 18B0818

	# Name	ID	Area	%Rec	Area Out
1	1 13C4-PFBA	ST180215M1-9 PFC CS6 18B0818	1.05e4	117.4	NO
2	2 13C5-PFHxA	ST180215M1-9 PFC CS6 18B0818	1.72e4	113.5	NO
3	3 13C3-PFHxS	ST180215M1-9 PFC CS6 18B0818	3.58e3	105.4	NO
4	4 13C8-PFOA	ST180215M1-9 PFC CS6 18B0818	1.44e4	94.3	NO
5	5 13C9-PFNA	ST180215M1-9 PFC CS6 18B0818	1.58e4	95.2	NO
6	6 13C4-PFOS	ST180215M1-9 PFC CS6 18B0818	3.35e3	87.8	NO
7	7 13C6-PFDA	ST180215M1-9 PFC CS6 18B0818	1.55e4	95.5	NO
8	8 13C7-PFUDa	ST180215M1-9 PFC CS6 18B0818	1.87e4	116.7	NO

Dataset: Untitled

Last Altered: Friday, February 16, 2018 13:39:20 Pacific Standard Time  
Printed: Friday, February 16, 2018 13:39:59 Pacific Standard Time

**Name: 180215M1\_11, Date: 15-Feb-2018, Time: 18:40:54, ID: ST180215M1-10 PFC CS7 18B0819, Description: PFC CS7 18B0819**

	# Name	ID	Area	%Rec	Area Out
1	1 13C4-PFBA	ST180215M1-10 PFC CS7 18B0819	8.92e3	99.7	NO
2	2 13C5-PFHxA	ST180215M1-10 PFC CS7 18B0819	1.30e4	86.1	NO
3	3 13C3-PFHxS	ST180215M1-10 PFC CS7 18B0819	3.39e3	99.8	NO
4	4 13C8-PFOA	ST180215M1-10 PFC CS7 18B0819	1.37e4	89.5	NO
5	5 13C9-PFNA	ST180215M1-10 PFC CS7 18B0819	1.36e4	82.3	NO
6	6 13C4-PFOS	ST180215M1-10 PFC CS7 18B0819	3.05e3	79.9	NO
7	7 13C6-PFDA	ST180215M1-10 PFC CS7 18B0819	1.22e4	74.8	NO
8	8 13C7-PFUdA	ST180215M1-10 PFC CS7 18B0819	1.44e4	89.8	NO

**Name: 180215M1\_12, Date: 15-Feb-2018, Time: 18:52:21, ID: IPA, Description: IPA**

	# Name	ID	Area	%Rec	Area Out
1	1 13C4-PFBA	IPA			NO
2	2 13C5-PFHxA	IPA			NO
3	3 13C3-PFHxS	IPA			NO
4	4 13C8-PFOA	IPA			NO
5	5 13C9-PFNA	IPA			NO
6	6 13C4-PFOS	IPA			NO
7	7 13C6-PFDA	IPA			NO
8	8 13C7-PFUdA	IPA	1.08e1	0.1	YES

**Name: 180215M1\_13, Date: 15-Feb-2018, Time: 19:03:49, ID: ICV180215M1-1 PFC ICV 18B0809, Description: PFC ICV 18B0809**

	# Name	ID	Area	%Rec	Area Out
1	1 13C4-PFBA	ICV180215M1-1 PFC ICV 18B0809	9.49e3	106.1	NO
2	2 13C5-PFHxA	ICV180215M1-1 PFC ICV 18B0809	1.58e4	104.3	NO
3	3 13C3-PFHxS	ICV180215M1-1 PFC ICV 18B0809	3.97e3	117.0	NO
4	4 13C8-PFOA	ICV180215M1-1 PFC ICV 18B0809	1.52e4	99.6	NO
5	5 13C9-PFNA	ICV180215M1-1 PFC ICV 18B0809	1.66e4	100.4	NO
6	6 13C4-PFOS	ICV180215M1-1 PFC ICV 18B0809	3.66e3	96.1	NO
7	7 13C6-PFDA	ICV180215M1-1 PFC ICV 18B0809	1.70e4	104.8	NO
8	8 13C7-PFUdA	ICV180215M1-1 PFC ICV 18B0809	1.66e4	103.6	NO

**Name: 180215M1\_14, Date: 15-Feb-2018, Time: 19:15:19, ID: IPA, Description: IPA**

	# Name	ID	Area	%Rec	Area Out
1	1 13C4-PFBA	IPA			NO
2	2 13C5-PFHxA	IPA			NO
3	3 13C3-PFHxS	IPA			NO
4	4 13C8-PFOA	IPA			NO
5	5 13C9-PFNA	IPA			NO
6	6 13C4-PFOS	IPA			NO
7	7 13C6-PFDA	IPA			NO
8	8 13C7-PFUdA	IPA	7.96e0	0.0	YES

Dataset: Untitled

Last Altered: Friday, February 16, 2018 13:39:20 Pacific Standard Time

Printed: Friday, February 16, 2018 13:39:59 Pacific Standard Time

**Name: 180215M1\_15, Date: 15-Feb-2018, Time: 19:26:50, ID: B8B0002-BS1 OPR 0.25, Description: OPR**

#	Name	ID	Area	%Rec	Area Out
1	1 13C4-PFBA	B8B0002-BS1 OPR 0.25	8.71e3	97.4	NO
2	2 13C5-PFHxA	B8B0002-BS1 OPR 0.25	1.04e4	68.4	NO
3	3 13C3-PFHxS	B8B0002-BS1 OPR 0.25	2.25e3	66.2	NO
4	4 13C8-PFOA	B8B0002-BS1 OPR 0.25	7.24e3	47.4	YES
5	5 13C9-PFNA	B8B0002-BS1 OPR 0.25	1.06e4	63.9	NO
6	6 13C4-PFOS	B8B0002-BS1 OPR 0.25	2.76e3	72.4	NO
7	7 13C6-PFDA	B8B0002-BS1 OPR 0.25	9.82e3	60.4	NO
8	8 13C7-PFUdA	B8B0002-BS1 OPR 0.25	1.31e4	81.4	NO

**Name: 180215M1\_16, Date: 15-Feb-2018, Time: 19:38:15, ID: B8B0002-BLK1 Method Blank 0.25, Description: Method Blank**

#	Name	ID	Area	%Rec	Area Out
1	1 13C4-PFBA	B8B0002-BLK1 Method Blank 0.25	8.80e3	98.3	NO
2	2 13C5-PFHxA	B8B0002-BLK1 Method Blank 0.25	1.07e4	70.3	NO
3	3 13C3-PFHxS	B8B0002-BLK1 Method Blank 0.25	2.53e3	74.5	NO
4	4 13C8-PFOA	B8B0002-BLK1 Method Blank 0.25	8.90e3	58.2	NO
5	5 13C9-PFNA	B8B0002-BLK1 Method Blank 0.25	1.04e4	62.8	NO
6	6 13C4-PFOS	B8B0002-BLK1 Method Blank 0.25	2.44e3	63.9	NO
7	7 13C6-PFDA	B8B0002-BLK1 Method Blank 0.25	8.68e3	53.4	NO
8	8 13C7-PFUdA	B8B0002-BLK1 Method Blank 0.25	9.62e3	60.0	NO

**Name: 180215M1\_17, Date: 15-Feb-2018, Time: 19:49:41, ID: 1800223-01 GW4549180122RAP 0.2513, Description: GW4549180122RAP**

#	Name	ID	Area	%Rec	Area Out
1	1 13C4-PFBA	1800223-01 GW4549180122RAP 0.2513	8.33e3	93.1	NO
2	2 13C5-PFHxA	1800223-01 GW4549180122RAP 0.2513	9.90e3	65.3	NO
3	3 13C3-PFHxS	1800223-01 GW4549180122RAP 0.2513	2.14e3	63.0	NO
4	4 13C8-PFOA	1800223-01 GW4549180122RAP 0.2513	7.47e3	48.9	YES
5	5 13C9-PFNA	1800223-01 GW4549180122RAP 0.2513	8.15e3	49.2	YES
6	6 13C4-PFOS	1800223-01 GW4549180122RAP 0.2513	2.29e3	60.0	NO
7	7 13C6-PFDA	1800223-01 GW4549180122RAP 0.2513	8.48e3	52.2	NO
8	8 13C7-PFUdA	1800223-01 GW4549180122RAP 0.2513	1.12e4	69.6	NO

**Name: 180215M1\_18, Date: 15-Feb-2018, Time: 20:01:08, ID: 1800223-02 GW1216180123RAP 0.26017, Description: GW1216180123RAP**

#	Name	ID	Area	%Rec	Area Out
1	1 13C4-PFBA	1800223-02 GW1216180123RAP 0.26...	8.39e3	93.8	NO
2	2 13C5-PFHxA	1800223-02 GW1216180123RAP 0.26...	9.17e3	60.5	NO
3	3 13C3-PFHxS	1800223-02 GW1216180123RAP 0.26...	2.59e3	76.1	NO
4	4 13C8-PFOA	1800223-02 GW1216180123RAP 0.26...	8.96e3	58.6	NO
5	5 13C9-PFNA	1800223-02 GW1216180123RAP 0.26...	9.16e3	55.3	NO
6	6 13C4-PFOS	1800223-02 GW1216180123RAP 0.26...	2.15e3	56.3	NO
7	7 13C6-PFDA	1800223-02 GW1216180123RAP 0.26...	8.12e3	50.0	NO
8	8 13C7-PFUdA	1800223-02 GW1216180123RAP 0.26...	1.18e4	73.5	NO

Dataset: Untitled

Last Altered: Friday, February 16, 2018 13:39:20 Pacific Standard Time

Printed: Friday, February 16, 2018 13:39:59 Pacific Standard Time

**Name: 180215M1\_19, Date: 15-Feb-2018, Time: 20:12:35, ID: 1800223-03 GW2226180123RAP 0.25579, Description: GW2226180123RAP**

	#	Name	ID	Area	%Rec	Area Out
1	1	13C4-PFBA	1800223-03 GW2226180123RAP 0.25...	9.09e3	101.7	NO
2	2	13C5-PFHxA	1800223-03 GW2226180123RAP 0.25...	9.98e3	65.8	NO
3	3	13C3-PFHxS	1800223-03 GW2226180123RAP 0.25...	2.29e3	67.4	NO
4	4	13C8-PFOA	1800223-03 GW2226180123RAP 0.25...	9.33e3	61.0	NO
5	5	13C9-PFNA	1800223-03 GW2226180123RAP 0.25...	9.65e3	58.3	NO
6	6	13C4-PFOS	1800223-03 GW2226180123RAP 0.25...	2.20e3	57.7	NO
7	7	13C6-PFDA	1800223-03 GW2226180123RAP 0.25...	9.63e3	59.2	NO
8	8	13C7-PFUdA	1800223-03 GW2226180123RAP 0.25...	1.15e4	71.9	NO

**Name: 180215M1\_20, Date: 15-Feb-2018, Time: 20:24:02, ID: 1800223-04 GW3236180123RAP 0.25731, Description: GW3236180123RAP**

	#	Name	ID	Area	%Rec	Area Out
1	1	13C4-PFBA	1800223-04 GW3236180123RAP 0.25...	8.63e3	96.5	NO
2	2	13C5-PFHxA	1800223-04 GW3236180123RAP 0.25...	9.52e3	62.8	NO
3	3	13C3-PFHxS	1800223-04 GW3236180123RAP 0.25...	2.43e3	71.5	NO
4	4	13C8-PFOA	1800223-04 GW3236180123RAP 0.25...	9.50e3	62.2	NO
5	5	13C9-PFNA	1800223-04 GW3236180123RAP 0.25...	8.70e3	52.5	NO
6	6	13C4-PFOS	1800223-04 GW3236180123RAP 0.25...	2.36e3	61.8	NO
7	7	13C6-PFDA	1800223-04 GW3236180123RAP 0.25...	9.35e3	57.5	NO
8	8	13C7-PFUdA	1800223-04 GW3236180123RAP 0.25...	9.51e3	59.3	NO

**Name: 180215M1\_21, Date: 15-Feb-2018, Time: 20:35:31, ID: 1800223-05 GW4246180124RAP 0.2492, Description: GW4246180124RAP**

	#	Name	ID	Area	%Rec	Area Out
1	1	13C4-PFBA	1800223-05 GW4246180124RAP 0.2492	8.83e3	98.7	NO
2	2	13C5-PFHxA	1800223-05 GW4246180124RAP 0.2492	9.01e3	59.4	NO
3	3	13C3-PFHxS	1800223-05 GW4246180124RAP 0.2492	2.49e3	73.2	NO
4	4	13C8-PFOA	1800223-05 GW4246180124RAP 0.2492	9.36e3	61.2	NO
5	5	13C9-PFNA	1800223-05 GW4246180124RAP 0.2492	1.02e4	61.3	NO
6	6	13C4-PFOS	1800223-05 GW4246180124RAP 0.2492	2.34e3	61.4	NO
7	7	13C6-PFDA	1800223-05 GW4246180124RAP 0.2492	1.03e4	63.6	NO
8	8	13C7-PFUdA	1800223-05 GW4246180124RAP 0.2492	1.05e4	65.1	NO

**Name: 180215M1\_22, Date: 15-Feb-2018, Time: 20:47:00, ID: 1800223-06 GW0913180125RAP 0.25664, Description: GW0913180125RAP**

	#	Name	ID	Area	%Rec	Area Out
1	1	13C4-PFBA	1800223-06 GW0913180125RAP 0.25...	9.01e3	100.7	NO
2	2	13C5-PFHxA	1800223-06 GW0913180125RAP 0.25...	1.04e4	68.6	NO
3	3	13C3-PFHxS	1800223-06 GW0913180125RAP 0.25...	2.61e3	76.7	NO
4	4	13C8-PFOA	1800223-06 GW0913180125RAP 0.25...	9.42e3	61.6	NO
5	5	13C9-PFNA	1800223-06 GW0913180125RAP 0.25...	9.75e3	58.9	NO
6	6	13C4-PFOS	1800223-06 GW0913180125RAP 0.25...	2.49e3	65.3	NO
7	7	13C6-PFDA	1800223-06 GW0913180125RAP 0.25...	8.90e3	54.7	NO
8	8	13C7-PFUdA	1800223-06 GW0913180125RAP 0.25...	9.44e3	58.8	NO

Dataset: Untitled

Last Altered: Friday, February 16, 2018 13:39:20 Pacific Standard Time

Printed: Friday, February 16, 2018 13:39:59 Pacific Standard Time

**Name: 180215M1\_23, Date: 15-Feb-2018, Time: 20:58:30, ID: 1800224-01 WT1801250820MK 0.25379,**  
**Description: WT1801250820MK**

	#	Name	ID	Area	%Rec	Area Out
1	1	13C4-PFBA	1800224-01 WT1801250820MK 0.25379	9.38e3	104.9	NO
2	2	13C5-PFHxA	1800224-01 WT1801250820MK 0.25379	1.13e4	74.6	NO
3	3	13C3-PFHxS	1800224-01 WT1801250820MK 0.25379	2.54e3	74.7	NO
4	4	13C8-PFOA	1800224-01 WT1801250820MK 0.25379	7.94e3	51.9	NO
5	5	13C9-PFNA	1800224-01 WT1801250820MK 0.25379	1.17e4	70.5	NO
6	6	13C4-PFOS	1800224-01 WT1801250820MK 0.25379	2.84e3	74.4	NO
7	7	13C6-PFDA	1800224-01 WT1801250820MK 0.25379	1.10e4	67.9	NO
8	8	13C7-PFUDa	1800224-01 WT1801250820MK 0.25379	1.14e4	71.3	NO

**Name: 180215M1\_24, Date: 15-Feb-2018, Time: 21:10:00, ID: 1800224-02 WT1801250835MK 0.24745,**  
**Description: WT1801250835MK**

	#	Name	ID	Area	%Rec	Area Out
1	1	13C4-PFBA	1800224-02 WT1801250835MK 0.24745	9.23e3	103.2	NO
2	2	13C5-PFHxA	1800224-02 WT1801250835MK 0.24745	9.69e3	64.0	NO
3	3	13C3-PFHxS	1800224-02 WT1801250835MK 0.24745	2.37e3	69.6	NO
4	4	13C8-PFOA	1800224-02 WT1801250835MK 0.24745	8.39e3	54.9	NO
5	5	13C9-PFNA	1800224-02 WT1801250835MK 0.24745	9.01e3	54.4	NO
6	6	13C4-PFOS	1800224-02 WT1801250835MK 0.24745	2.65e3	69.6	NO
7	7	13C6-PFDA	1800224-02 WT1801250835MK 0.24745	9.11e3	56.0	NO
8	8	13C7-PFUDa	1800224-02 WT1801250835MK 0.24745	1.30e4	80.8	NO

**Name: 180215M1\_25, Date: 15-Feb-2018, Time: 21:21:29, ID: 1800224-03 WT1801250850MK 0.25507,**  
**Description: WT1801250850MK**

	#	Name	ID	Area	%Rec	Area Out
1	1	13C4-PFBA	1800224-03 WT1801250850MK 0.25507	9.82e3	109.8	NO
2	2	13C5-PFHxA	1800224-03 WT1801250850MK 0.25507	1.05e4	69.3	NO
3	3	13C3-PFHxS	1800224-03 WT1801250850MK 0.25507	2.69e3	79.1	NO
4	4	13C8-PFOA	1800224-03 WT1801250850MK 0.25507	9.67e3	63.2	NO
5	5	13C9-PFNA	1800224-03 WT1801250850MK 0.25507	1.04e4	62.7	NO
6	6	13C4-PFOS	1800224-03 WT1801250850MK 0.25507	2.71e3	71.1	NO
7	7	13C6-PFDA	1800224-03 WT1801250850MK 0.25507	9.02e3	55.5	NO
8	8	13C7-PFUDa	1800224-03 WT1801250850MK 0.25507	1.11e4	69.0	NO

**Name: 180215M1\_26, Date: 15-Feb-2018, Time: 21:32:58, ID: 1800224-04 WT1801250915MK 0.25436,**  
**Description: WT1801250915MK**

	#	Name	ID	Area	%Rec	Area Out
1	1	13C4-PFBA	1800224-04 WT1801250915MK 0.25436	8.81e3	98.5	NO
2	2	13C5-PFHxA	1800224-04 WT1801250915MK 0.25436	1.06e4	70.1	NO
3	3	13C3-PFHxS	1800224-04 WT1801250915MK 0.25436	2.47e3	72.7	NO
4	4	13C8-PFOA	1800224-04 WT1801250915MK 0.25436	8.14e3	53.3	NO
5	5	13C9-PFNA	1800224-04 WT1801250915MK 0.25436	9.42e3	56.9	NO
6	6	13C4-PFOS	1800224-04 WT1801250915MK 0.25436	2.52e3	66.0	NO
7	7	13C6-PFDA	1800224-04 WT1801250915MK 0.25436	6.75e3	41.5	YES
8	8	13C7-PFUDa	1800224-04 WT1801250915MK 0.25436	1.11e4	69.3	NO

Dataset: Untitled

Last Altered: Friday, February 16, 2018 13:39:20 Pacific Standard Time

Printed: Friday, February 16, 2018 13:39:59 Pacific Standard Time

**Name: 180215M1\_27, Date: 15-Feb-2018, Time: 21:44:25, ID: IPA, Description: IPA**

	#	Name	ID	Area	%Rec	Area Out
1	1	13C4-PFBA	IPA			NO
2	2	13C5-PFHxA	IPA			NO
3	3	13C3-PFHxS	IPA			NO
4	4	13C8-PFOA	IPA			NO
5	5	13C9-PFNA	IPA	6.09e0	0.0	YES
6	6	13C4-PFOS	IPA			NO
7	7	13C6-PFDA	IPA			NO
8	8	13C7-PFUdA	IPA			NO

**Name: 180215M1\_28, Date: 15-Feb-2018, Time: 21:55:52, ID: ST180215M1-11 PFC CS3 18B0815, Description: PFC CS3 18B0815**

	#	Name	ID	Area	%Rec	Area Out
1	1	13C4-PFBA	ST180215M1-11 PFC CS3 18B0815	9.36e3	104.7	NO
2	2	13C5-PFHxA	ST180215M1-11 PFC CS3 18B0815	1.57e4	103.6	NO
3	3	13C3-PFHxS	ST180215M1-11 PFC CS3 18B0815	4.06e3	119.6	NO
4	4	13C8-PFOA	ST180215M1-11 PFC CS3 18B0815	1.41e4	92.4	NO
5	5	13C9-PFNA	ST180215M1-11 PFC CS3 18B0815	1.67e4	100.6	NO
6	6	13C4-PFOS	ST180215M1-11 PFC CS3 18B0815	3.99e3	104.6	NO
7	7	13C6-PFDA	ST180215M1-11 PFC CS3 18B0815	1.24e4	76.4	NO
8	8	13C7-PFUdA	ST180215M1-11 PFC CS3 18B0815	1.81e4	112.8	NO

**Name: 180215M1\_29, Date: 15-Feb-2018, Time: 22:07:19, ID: IPA, Description: IPA**

	#	Name	ID	Area	%Rec	Area Out
1	1	13C4-PFBA	IPA			NO
2	2	13C5-PFHxA	IPA			NO
3	3	13C3-PFHxS	IPA			NO
4	4	13C8-PFOA	IPA			NO
5	5	13C9-PFNA	IPA			NO
6	6	13C4-PFOS	IPA			NO
7	7	13C6-PFDA	IPA			NO
8	8	13C7-PFUdA	IPA	8.55e0	0.1	YES

**Name: 180215M1\_30, Date: 15-Feb-2018, Time: 22:18:45, ID: 1800224-05 WT1801250925MK 0.24444, Description: WT1801250925MK**

	#	Name	ID	Area	%Rec	Area Out
1	1	13C4-PFBA	1800224-05 WT1801250925MK 0.24444	9.12e3	101.9	NO
2	2	13C5-PFHxA	1800224-05 WT1801250925MK 0.24444	9.34e3	61.6	NO
3	3	13C3-PFHxS	1800224-05 WT1801250925MK 0.24444	2.62e3	77.0	NO
4	4	13C8-PFOA	1800224-05 WT1801250925MK 0.24444	8.48e3	55.5	NO
5	5	13C9-PFNA	1800224-05 WT1801250925MK 0.24444	1.24e4	75.1	NO
6	6	13C4-PFOS	1800224-05 WT1801250925MK 0.24444	2.59e3	68.0	NO
7	7	13C6-PFDA	1800224-05 WT1801250925MK 0.24444	1.09e4	66.8	NO
8	8	13C7-PFUdA	1800224-05 WT1801250925MK 0.24444	9.74e3	60.7	NO

Dataset: Untitled

Last Altered: Friday, February 16, 2018 13:39:20 Pacific Standard Time

Printed: Friday, February 16, 2018 13:39:59 Pacific Standard Time

**Name: 180215M1\_31, Date: 15-Feb-2018, Time: 22:30:15, ID: 1800224-06 WT1801250940MK 0.2554, Description: WT1801250940MK**

#	Name	ID	Area	%Rec	Area Out
1	1 13C4-PFBA	1800224-06 WT1801250940MK 0.2554	1.04e4	116.1	NO
2	2 13C5-PFHxA	1800224-06 WT1801250940MK 0.2554	1.20e4	79.3	NO
3	3 13C3-PFHxS	1800224-06 WT1801250940MK 0.2554	2.76e3	81.3	NO
4	4 13C8-PFOA	1800224-06 WT1801250940MK 0.2554	1.06e4	69.7	NO
5	5 13C9-PFNA	1800224-06 WT1801250940MK 0.2554	9.40e3	56.8	NO
6	6 13C4-PFOS	1800224-06 WT1801250940MK 0.2554	2.90e3	76.1	NO
7	7 13C6-PFDA	1800224-06 WT1801250940MK 0.2554	1.03e4	63.1	NO
8	8 13C7-PFUdA	1800224-06 WT1801250940MK 0.2554	1.27e4	79.3	NO

**Name: 180215M1\_32, Date: 15-Feb-2018, Time: 22:41:45, ID: 1800224-07 WT1801250955MK 0.24484, Description: WT1801250955MK**

#	Name	ID	Area	%Rec	Area Out
1	1 13C4-PFBA	1800224-07 WT1801250955MK 0.24484	9.57e3	107.0	NO
2	2 13C5-PFHxA	1800224-07 WT1801250955MK 0.24484	1.13e4	74.8	NO
3	3 13C3-PFHxS	1800224-07 WT1801250955MK 0.24484	2.57e3	75.6	NO
4	4 13C8-PFOA	1800224-07 WT1801250955MK 0.24484	9.60e3	62.8	NO
5	5 13C9-PFNA	1800224-07 WT1801250955MK 0.24484	9.33e3	56.4	NO
6	6 13C4-PFOS	1800224-07 WT1801250955MK 0.24484	2.74e3	72.0	NO
7	7 13C6-PFDA	1800224-07 WT1801250955MK 0.24484	9.59e3	59.0	NO
8	8 13C7-PFUdA	1800224-07 WT1801250955MK 0.24484	1.18e4	73.8	NO

**Name: 180215M1\_33, Date: 15-Feb-2018, Time: 22:53:14, ID: 1800224-08 FB1801250855MK 0.25341, Description: FB1801250855MK**

#	Name	ID	Area	%Rec	Area Out
1	1 13C4-PFBA	1800224-08 FB1801250855MK 0.25341	9.70e3	108.4	NO
2	2 13C5-PFHxA	1800224-08 FB1801250855MK 0.25341	9.80e3	64.7	NO
3	3 13C3-PFHxS	1800224-08 FB1801250855MK 0.25341	2.61e3	76.7	NO
4	4 13C8-PFOA	1800224-08 FB1801250855MK 0.25341	8.99e3	58.8	NO
5	5 13C9-PFNA	1800224-08 FB1801250855MK 0.25341	1.11e4	67.1	NO
6	6 13C4-PFOS	1800224-08 FB1801250855MK 0.25341	2.62e3	68.7	NO
7	7 13C6-PFDA	1800224-08 FB1801250855MK 0.25341	9.23e3	56.8	NO
8	8 13C7-PFUdA	1800224-08 FB1801250855MK 0.25341	1.21e4	75.4	NO

**Name: 180215M1\_34, Date: 15-Feb-2018, Time: 23:04:43, ID: 1800224-09 WT1801251010MK 0.25529, Description: WT1801251010MK**

#	Name	ID	Area	%Rec	Area Out
1	1 13C4-PFBA	1800224-09 WT1801251010MK 0.25529	9.35e3	104.5	NO
2	2 13C5-PFHxA	1800224-09 WT1801251010MK 0.25529	1.16e4	76.4	NO
3	3 13C3-PFHxS	1800224-09 WT1801251010MK 0.25529	2.64e3	77.7	NO
4	4 13C8-PFOA	1800224-09 WT1801251010MK 0.25529	8.75e3	57.2	NO
5	5 13C9-PFNA	1800224-09 WT1801251010MK 0.25529	1.20e4	72.5	NO
6	6 13C4-PFOS	1800224-09 WT1801251010MK 0.25529	2.69e3	70.5	NO
7	7 13C6-PFDA	1800224-09 WT1801251010MK 0.25529	9.91e3	60.9	NO
8	8 13C7-PFUdA	1800224-09 WT1801251010MK 0.25529	1.21e4	75.1	NO



Dataset: Untitled

Last Altered: Friday, February 16, 2018 13:39:20 Pacific Standard Time  
Printed: Friday, February 16, 2018 13:39:59 Pacific Standard Time

**Name: 180215M1\_35, Date: 15-Feb-2018, Time: 23:16:12, ID: 1800224-10 WT1801251055MK 0.24893,**  
**Description: WT1801251055MK**

	#	Name	ID	Area	%Rec	Area Out
1	1	13C4-PFBA	1800224-10 WT1801251055MK 0.24893	9.66e3	108.0	NO
2	2	13C5-PFHxA	1800224-10 WT1801251055MK 0.24893	1.12e4	73.7	NO
3	3	13C3-PFHxS	1800224-10 WT1801251055MK 0.24893	2.62e3	77.1	NO
4	4	13C8-PFOA	1800224-10 WT1801251055MK 0.24893	8.84e3	57.8	NO
5	5	13C9-PFNA	1800224-10 WT1801251055MK 0.24893	9.00e3	54.4	NO
6	6	13C4-PFOS	1800224-10 WT1801251055MK 0.24893	2.25e3	59.0	NO
7	7	13C6-PFDA	1800224-10 WT1801251055MK 0.24893	9.54e3	58.7	NO
8	8	13C7-PFUdA	1800224-10 WT1801251055MK 0.24893	1.08e4	67.2	NO

**Name: 180215M1\_36, Date: 15-Feb-2018, Time: 23:27:41, ID: 1800224-11 WT1801251110MK 0.25872,**  
**Description: WT1801251110MK**

	#	Name	ID	Area	%Rec	Area Out
1	1	13C4-PFBA	1800224-11 WT1801251110MK 0.25872	1.03e4	115.0	NO
2	2	13C5-PFHxA	1800224-11 WT1801251110MK 0.25872	1.21e4	79.8	NO
3	3	13C3-PFHxS	1800224-11 WT1801251110MK 0.25872	2.88e3	84.8	NO
4	4	13C8-PFOA	1800224-11 WT1801251110MK 0.25872	1.02e4	66.9	NO
5	5	13C9-PFNA	1800224-11 WT1801251110MK 0.25872	9.95e3	60.1	NO
6	6	13C4-PFOS	1800224-11 WT1801251110MK 0.25872	2.98e3	78.3	NO
7	7	13C6-PFDA	1800224-11 WT1801251110MK 0.25872	1.34e4	82.7	NO
8	8	13C7-PFUdA	1800224-11 WT1801251110MK 0.25872	1.09e4	68.0	NO

**Name: 180215M1\_37, Date: 15-Feb-2018, Time: 23:39:08, ID: 1800224-12 WT1801251125MK 0.26067,**  
**Description: WT1801251125MK**

	#	Name	ID	Area	%Rec	Area Out
1	1	13C4-PFBA	1800224-12 WT1801251125MK 0.26067	1.10e4	122.4	NO
2	2	13C5-PFHxA	1800224-12 WT1801251125MK 0.26067	1.27e4	83.7	NO
3	3	13C3-PFHxS	1800224-12 WT1801251125MK 0.26067	2.81e3	82.7	NO
4	4	13C8-PFOA	1800224-12 WT1801251125MK 0.26067	1.03e4	67.6	NO
5	5	13C9-PFNA	1800224-12 WT1801251125MK 0.26067	1.32e4	79.4	NO
6	6	13C4-PFOS	1800224-12 WT1801251125MK 0.26067	2.87e3	75.1	NO
7	7	13C6-PFDA	1800224-12 WT1801251125MK 0.26067	9.44e3	58.1	NO
8	8	13C7-PFUdA	1800224-12 WT1801251125MK 0.26067	1.27e4	78.8	NO

**Name: 180215M1\_38, Date: 15-Feb-2018, Time: 23:50:35, ID: 1800224-13 WT1801251135MK 0.25341,**  
**Description: WT1801251135MK**

	#	Name	ID	Area	%Rec	Area Out
1	1	13C4-PFBA	1800224-13 WT1801251135MK 0.25341	9.09e3	101.7	NO
2	2	13C5-PFHxA	1800224-13 WT1801251135MK 0.25341	1.03e4	68.2	NO
3	3	13C3-PFHxS	1800224-13 WT1801251135MK 0.25341	2.49e3	73.3	NO
4	4	13C8-PFOA	1800224-13 WT1801251135MK 0.25341	8.69e3	56.9	NO
5	5	13C9-PFNA	1800224-13 WT1801251135MK 0.25341	1.03e4	62.1	NO
6	6	13C4-PFOS	1800224-13 WT1801251135MK 0.25341	2.87e3	75.3	NO
7	7	13C6-PFDA	1800224-13 WT1801251135MK 0.25341	1.05e4	64.4	NO
8	8	13C7-PFUdA	1800224-13 WT1801251135MK 0.25341	9.34e3	58.2	NO



Dataset: Untitled

Last Altered: Friday, February 16, 2018 13:39:20 Pacific Standard Time

Printed: Friday, February 16, 2018 13:39:59 Pacific Standard Time

Name: 180215M1\_39, Date: 16-Feb-2018, Time: 00:02:02, ID: B8A0135-BS1 OPR 0.25, Description: OPR

#	Name	ID	Area	%Rec	Area Out
1	1 13C4-PFBA	B8A0135-BS1 OPR 0.25	1.04e4	115.9	NO
2	2 13C5-PFHxA	B8A0135-BS1 OPR 0.25	1.24e4	81.9	NO
3	3 13C3-PFHxS	B8A0135-BS1 OPR 0.25	3.49e3	102.7	NO
4	4 13C8-PFOA	B8A0135-BS1 OPR 0.25	1.13e4	74.0	NO
5	5 13C9-PFNA	B8A0135-BS1 OPR 0.25	1.14e4	69.1	NO
6	6 13C4-PFOS	B8A0135-BS1 OPR 0.25	3.29e3	86.3	NO
7	7 13C6-PFDA	B8A0135-BS1 OPR 0.25	1.09e4	67.2	NO
8	8 13C7-PFUdA	B8A0135-BS1 OPR 0.25	1.23e4	76.9	NO

Name: 180215M1\_40, Date: 16-Feb-2018, Time: 00:13:29, ID: B8A0135-BLK1 Method Blank 0.25, Description: Method Blank

#	Name	ID	Area	%Rec	Area Out
1	1 13C4-PFBA	B8A0135-BLK1 Method Blank 0.25	9.65e3	107.9	NO
2	2 13C5-PFHxA	B8A0135-BLK1 Method Blank 0.25	9.81e3	64.7	NO
3	3 13C3-PFHxS	B8A0135-BLK1 Method Blank 0.25	3.16e3	92.9	NO
4	4 13C8-PFOA	B8A0135-BLK1 Method Blank 0.25	9.53e3	62.3	NO
5	5 13C9-PFNA	B8A0135-BLK1 Method Blank 0.25	1.09e4	65.7	NO
6	6 13C4-PFOS	B8A0135-BLK1 Method Blank 0.25	3.32e3	87.0	NO
7	7 13C6-PFDA	B8A0135-BLK1 Method Blank 0.25	1.11e4	68.0	NO
8	8 13C7-PFUdA	B8A0135-BLK1 Method Blank 0.25	1.10e4	68.7	NO

Name: 180215M1\_41, Date: 16-Feb-2018, Time: 00:24:58, ID: 1800079-03 WS 258 0.00025, Description: WS 258

#	Name	ID	Area	%Rec	Area Out
1	1 13C4-PFBA	1800079-03 WS 258 0.00025	1.02e4	113.5	NO
2	2 13C5-PFHxA	1800079-03 WS 258 0.00025	1.15e4	76.1	NO
3	3 13C3-PFHxS	1800079-03 WS 258 0.00025	3.05e3	89.7	NO
4	4 13C8-PFOA	1800079-03 WS 258 0.00025	1.15e4	75.1	NO
5	5 13C9-PFNA	1800079-03 WS 258 0.00025	1.09e4	65.9	NO
6	6 13C4-PFOS	1800079-03 WS 258 0.00025	3.01e3	79.0	NO
7	7 13C6-PFDA	1800079-03 WS 258 0.00025	8.73e3	53.7	NO
8	8 13C7-PFUdA	1800079-03 WS 258 0.00025	1.21e4	75.5	NO

Name: 180215M1\_42, Date: 16-Feb-2018, Time: 00:36:27, ID: IPA, Description: IPA

#	Name	ID	Area	%Rec	Area Out
1	1 13C4-PFBA	IPA			NO
2	2 13C5-PFHxA	IPA			NO
3	3 13C3-PFHxS	IPA			NO
4	4 13C8-PFOA	IPA			NO
5	5 13C9-PFNA	IPA	5.11e0	0.0	YES
6	6 13C4-PFOS	IPA			NO
7	7 13C6-PFDA	IPA	8.24e0	0.1	YES
8	8 13C7-PFUdA	IPA	5.30e0	0.0	YES

Dataset: Untitled

Last Altered: Friday, February 16, 2018 13:39:20 Pacific Standard Time

Printed: Friday, February 16, 2018 13:39:59 Pacific Standard Time

**Name: 180215M1\_43, Date: 16-Feb-2018, Time: 00:47:54, ID: ST180215M1-12 PFC CS3 18B0815, Description: PFC CS3 18B0815**

#	Name	ID	Area	%Rec	Area Out
1	1 13C4-PFBA	ST180215M1-12 PFC CS3 18B0815	9.35e3	104.6	NO
2	2 13C5-PFHxA	ST180215M1-12 PFC CS3 18B0815	1.79e4	117.9	NO
3	3 13C3-PFHxS	ST180215M1-12 PFC CS3 18B0815	4.14e3	121.8	NO
4	4 13C8-PFOA	ST180215M1-12 PFC CS3 18B0815	1.51e4	98.9	NO
5	5 13C9-PFNA	ST180215M1-12 PFC CS3 18B0815	1.53e4	92.7	NO
6	6 13C4-PFOS	ST180215M1-12 PFC CS3 18B0815	4.07e3	106.8	NO
7	7 13C6-PFDA	ST180215M1-12 PFC CS3 18B0815	1.71e4	105.1	NO
8	8 13C7-PFUdA	ST180215M1-12 PFC CS3 18B0815	1.82e4	113.5	NO

**Name: 180215M1\_44, Date: 16-Feb-2018, Time: 00:59:24, ID: IPA, Description: IPA**

#	Name	ID	Area	%Rec	Area Out
1	1 13C4-PFBA	IPA			NO
2	2 13C5-PFHxA	IPA	7.68e0	0.1	YES
3	3 13C3-PFHxS	IPA			NO
4	4 13C8-PFOA	IPA	1.26e1	0.1	YES
5	5 13C9-PFNA	IPA	8.13e0	0.0	YES
6	6 13C4-PFOS	IPA			NO
7	7 13C6-PFDA	IPA			NO
8	8 13C7-PFUdA	IPA	6.31e0	0.0	YES

**Name: 180215M1\_45, Date: 16-Feb-2018, Time: 01:10:54, ID: B8B0053-BS1 OPR 1, Description: OPR**

#	Name	ID	Area	%Rec	Area Out
1	1 13C4-PFBA	B8B0053-BS1 OPR 1	8.75e3	97.8	NO
2	2 13C5-PFHxA	B8B0053-BS1 OPR 1	1.08e4	71.4	NO
3	3 13C3-PFHxS	B8B0053-BS1 OPR 1	3.08e3	90.6	NO
4	4 13C8-PFOA	B8B0053-BS1 OPR 1	9.70e3	63.4	NO
5	5 13C9-PFNA	B8B0053-BS1 OPR 1	1.07e4	64.8	NO
6	6 13C4-PFOS	B8B0053-BS1 OPR 1	2.96e3	77.6	NO
7	7 13C6-PFDA	B8B0053-BS1 OPR 1	1.08e4	66.3	NO
8	8 13C7-PFUdA	B8B0053-BS1 OPR 1	1.17e4	72.8	NO

**Name: 180215M1\_46, Date: 16-Feb-2018, Time: 01:22:23, ID: B8B0053-BLK1 Method Blank 1, Description: Method Blank**

#	Name	ID	Area	%Rec	Area Out
1	1 13C4-PFBA	B8B0053-BLK1 Method Blank 1	8.61e3	96.2	NO
2	2 13C5-PFHxA	B8B0053-BLK1 Method Blank 1	1.06e4	70.1	NO
3	3 13C3-PFHxS	B8B0053-BLK1 Method Blank 1	2.89e3	85.0	NO
4	4 13C8-PFOA	B8B0053-BLK1 Method Blank 1	1.17e4	76.6	NO
5	5 13C9-PFNA	B8B0053-BLK1 Method Blank 1	9.64e3	58.2	NO
6	6 13C4-PFOS	B8B0053-BLK1 Method Blank 1	3.22e3	84.4	NO
7	7 13C6-PFDA	B8B0053-BLK1 Method Blank 1	1.28e4	78.9	NO
8	8 13C7-PFUdA	B8B0053-BLK1 Method Blank 1	1.37e4	85.2	NO

Dataset: Untitled

Last Altered: Friday, February 16, 2018 13:39:20 Pacific Standard Time

Printed: Friday, February 16, 2018 13:39:59 Pacific Standard Time

**Name: 180215M1\_47, Date: 16-Feb-2018, Time: 01:33:52, ID: B8B0053-MS1 Matrix Spike 1.08, Description: Matrix Spike**

#	Name	ID	Area	%Rec	Area Out
1	1 13C4-PFBA	B8B0053-MS1 Matrix Spike 1.08	9.83e3	109.8	NO
2	2 13C5-PFHxA	B8B0053-MS1 Matrix Spike 1.08	1.22e4	80.2	NO
3	3 13C3-PFHxS	B8B0053-MS1 Matrix Spike 1.08	3.32e3	97.8	NO
4	4 13C8-PFOA	B8B0053-MS1 Matrix Spike 1.08	1.10e4	71.8	NO
5	5 13C9-PFNA	B8B0053-MS1 Matrix Spike 1.08	1.04e4	63.0	NO
6	6 13C4-PFOS	B8B0053-MS1 Matrix Spike 1.08	2.80e3	73.4	NO
7	7 13C6-PFDA	B8B0053-MS1 Matrix Spike 1.08	1.26e4	77.4	NO
8	8 13C7-PFUdA	B8B0053-MS1 Matrix Spike 1.08	1.23e4	76.4	NO

**Name: 180215M1\_48, Date: 16-Feb-2018, Time: 01:45:23, ID: B8B0053-MSD1 Matrix Spike Dup 1.13, Description: Matrix Spike Dup**

#	Name	ID	Area	%Rec	Area Out
1	1 13C4-PFBA	B8B0053-MSD1 Matrix Spike Dup 1.13	7.52e3	84.0	NO
2	2 13C5-PFHxA	B8B0053-MSD1 Matrix Spike Dup 1.13	8.24e3	54.3	NO
3	3 13C3-PFHxS	B8B0053-MSD1 Matrix Spike Dup 1.13	2.24e3	66.1	NO
4	4 13C8-PFOA	B8B0053-MSD1 Matrix Spike Dup 1.13	7.01e3	45.9	YES
5	5 13C9-PFNA	B8B0053-MSD1 Matrix Spike Dup 1.13	8.28e3	50.0	NO
6	6 13C4-PFOS	B8B0053-MSD1 Matrix Spike Dup 1.13	2.09e3	54.9	NO
7	7 13C6-PFDA	B8B0053-MSD1 Matrix Spike Dup 1.13	8.26e3	50.8	NO
8	8 13C7-PFUdA	B8B0053-MSD1 Matrix Spike Dup 1.13	1.05e4	65.6	NO

**Name: 180215M1\_49, Date: 16-Feb-2018, Time: 01:56:49, ID: 1800266-01 WI-AF-SB606-0001-0118 2.37, Description: WI-AF-SB606-0001-0118**

#	Name	ID	Area	%Rec	Area Out
1	1 13C4-PFBA	1800266-01 WI-AF-SB606-0001-0118 2...	8.86e3	99.0	NO
2	2 13C5-PFHxA	1800266-01 WI-AF-SB606-0001-0118 2...	9.51e3	62.7	NO
3	3 13C3-PFHxS	1800266-01 WI-AF-SB606-0001-0118 2...	2.65e3	78.0	NO
4	4 13C8-PFOA	1800266-01 WI-AF-SB606-0001-0118 2...	8.54e3	55.9	NO
5	5 13C9-PFNA	1800266-01 WI-AF-SB606-0001-0118 2...	9.86e3	59.6	NO
6	6 13C4-PFOS	1800266-01 WI-AF-SB606-0001-0118 2...	2.77e3	72.5	NO
7	7 13C6-PFDA	1800266-01 WI-AF-SB606-0001-0118 2...	1.06e4	65.0	NO
8	8 13C7-PFUdA	1800266-01 WI-AF-SB606-0001-0118 2...	1.14e4	71.3	NO

**Name: 180215M1\_50, Date: 16-Feb-2018, Time: 02:08:16, ID: 1800266-02 WI-AF-SB606-0405-0118 1.2, Description: WI-AF-SB606-0405-0118**

#	Name	ID	Area	%Rec	Area Out
1	1 13C4-PFBA	1800266-02 WI-AF-SB606-0405-0118 1.2	8.27e3	92.4	NO
2	2 13C5-PFHxA	1800266-02 WI-AF-SB606-0405-0118 1.2	1.07e4	70.4	NO
3	3 13C3-PFHxS	1800266-02 WI-AF-SB606-0405-0118 1.2	2.68e3	79.0	NO
4	4 13C8-PFOA	1800266-02 WI-AF-SB606-0405-0118 1.2	8.18e3	53.5	NO
5	5 13C9-PFNA	1800266-02 WI-AF-SB606-0405-0118 1.2	8.99e3	54.3	NO
6	6 13C4-PFOS	1800266-02 WI-AF-SB606-0405-0118 1.2	2.36e3	61.9	NO
7	7 13C6-PFDA	1800266-02 WI-AF-SB606-0405-0118 1.2	1.00e4	61.6	NO
8	8 13C7-PFUdA	1800266-02 WI-AF-SB606-0405-0118 1.2	1.29e4	80.5	NO

Dataset: Untitled

Last Altered: Friday, February 16, 2018 13:39:20 Pacific Standard Time

Printed: Friday, February 16, 2018 13:39:59 Pacific Standard Time

**Name: 180215M1\_51, Date: 16-Feb-2018, Time: 02:19:45, ID: 1800266-03 WI-AF-SB606-06.507.5-0118 1.23, Description: WI-AF-SB606-06.507.5-0118**

	# Name	ID	Area	%Rec	Area Out
1	1 13C4-PFBA	1800266-03 WI-AF-SB606-06.507.5-01...	8.61e3	96.3	NO
2	2 13C5-PFHxA	1800266-03 WI-AF-SB606-06.507.5-01...	9.86e3	65.1	NO
3	3 13C3-PFHxS	1800266-03 WI-AF-SB606-06.507.5-01...	2.95e3	86.8	NO
4	4 13C8-PFOA	1800266-03 WI-AF-SB606-06.507.5-01...	9.68e3	63.3	NO
5	5 13C9-PFNA	1800266-03 WI-AF-SB606-06.507.5-01...	1.18e4	71.5	NO
6	6 13C4-PFOS	1800266-03 WI-AF-SB606-06.507.5-01...	3.20e3	83.9	NO
7	7 13C6-PFDA	1800266-03 WI-AF-SB606-06.507.5-01...	1.23e4	75.5	NO
8	8 13C7-PFUDa	1800266-03 WI-AF-SB606-06.507.5-01...	1.47e4	91.3	NO

**Name: 180215M1\_52, Date: 16-Feb-2018, Time: 02:31:15, ID: 1800266-04 WI-AF-SB605-0001-0118 1.23, Description: WI-AF-SB605-0001-0118**

	# Name	ID	Area	%Rec	Area Out
1	1 13C4-PFBA	1800266-04 WI-AF-SB605-0001-0118 1...	9.67e3	108.1	NO
2	2 13C5-PFHxA	1800266-04 WI-AF-SB605-0001-0118 1...	1.12e4	74.2	NO
3	3 13C3-PFHxS	1800266-04 WI-AF-SB605-0001-0118 1...	2.79e3	82.1	NO
4	4 13C8-PFOA	1800266-04 WI-AF-SB605-0001-0118 1...	1.07e4	70.2	NO
5	5 13C9-PFNA	1800266-04 WI-AF-SB605-0001-0118 1...	1.13e4	68.4	NO
6	6 13C4-PFOS	1800266-04 WI-AF-SB605-0001-0118 1...	2.98e3	78.0	NO
7	7 13C6-PFDA	1800266-04 WI-AF-SB605-0001-0118 1...	1.43e4	88.0	NO
8	8 13C7-PFUDa	1800266-04 WI-AF-SB605-0001-0118 1...	1.38e4	85.9	NO

**Name: 180215M1\_53, Date: 16-Feb-2018, Time: 02:42:44, ID: 1800266-05 WI-AF-SB605-0202.5-0118 1.35, Description: WI-AF-SB605-0202.5-0118**

	# Name	ID	Area	%Rec	Area Out
1	1 13C4-PFBA	1800266-05 WI-AF-SB605-0202.5-0118...	8.97e3	100.2	NO
2	2 13C5-PFHxA	1800266-05 WI-AF-SB605-0202.5-0118...	1.04e4	68.7	NO
3	3 13C3-PFHxS	1800266-05 WI-AF-SB605-0202.5-0118...	3.11e3	91.5	NO
4	4 13C8-PFOA	1800266-05 WI-AF-SB605-0202.5-0118...	1.06e4	69.6	NO
5	5 13C9-PFNA	1800266-05 WI-AF-SB605-0202.5-0118...	9.57e3	57.8	NO
6	6 13C4-PFOS	1800266-05 WI-AF-SB605-0202.5-0118...	2.95e3	77.4	NO
7	7 13C6-PFDA	1800266-05 WI-AF-SB605-0202.5-0118...	1.03e4	63.2	NO
8	8 13C7-PFUDa	1800266-05 WI-AF-SB605-0202.5-0118...	1.17e4	72.9	NO

**Name: 180215M1\_54, Date: 16-Feb-2018, Time: 02:54:14, ID: 1800266-06 WI-AF-SB605-03.504.5-0118 1.21, Description: WI-AF-SB605-03.504.5-0118**

	# Name	ID	Area	%Rec	Area Out
1	1 13C4-PFBA	1800266-06 WI-AF-SB605-03.504.5-01...	8.76e3	97.9	NO
2	2 13C5-PFHxA	1800266-06 WI-AF-SB605-03.504.5-01...	1.02e4	67.0	NO
3	3 13C3-PFHxS	1800266-06 WI-AF-SB605-03.504.5-01...	3.03e3	89.2	NO
4	4 13C8-PFOA	1800266-06 WI-AF-SB605-03.504.5-01...	8.71e3	57.0	NO
5	5 13C9-PFNA	1800266-06 WI-AF-SB605-03.504.5-01...	1.10e4	66.3	NO
6	6 13C4-PFOS	1800266-06 WI-AF-SB605-03.504.5-01...	2.64e3	69.2	NO
7	7 13C6-PFDA	1800266-06 WI-AF-SB605-03.504.5-01...	1.04e4	63.8	NO
8	8 13C7-PFUDa	1800266-06 WI-AF-SB605-03.504.5-01...	1.29e4	80.4	NO

Dataset: Untitled

Last Altered: Friday, February 16, 2018 13:39:20 Pacific Standard Time

Printed: Friday, February 16, 2018 13:39:59 Pacific Standard Time

**Name: 180215M1\_55, Date: 16-Feb-2018, Time: 03:05:41, ID: 1800266-07 WI-AF-SB608-0002-0118 1.23,**  
**Description: WI-AF-SB608-0002-0118**

	#	Name	ID	Area	%Rec	Area Out
1	1	13C4-PFBA	1800266-07 WI-AF-SB608-0002-0118 1...	9.88e3	110.5	NO
2	2	13C5-PFHxA	1800266-07 WI-AF-SB608-0002-0118 1...	1.14e4	75.0	NO
3	3	13C3-PFHxS	1800266-07 WI-AF-SB608-0002-0118 1...	2.83e3	83.2	NO
4	4	13C8-PFOA	1800266-07 WI-AF-SB608-0002-0118 1...	1.09e4	71.5	NO
5	5	13C9-PFNA	1800266-07 WI-AF-SB608-0002-0118 1...	1.30e4	78.3	NO
6	6	13C4-PFOS	1800266-07 WI-AF-SB608-0002-0118 1...	2.94e3	77.0	NO
7	7	13C6-PFDA	1800266-07 WI-AF-SB608-0002-0118 1...	9.49e3	58.4	NO
8	8	13C7-PFUdA	1800266-07 WI-AF-SB608-0002-0118 1...	1.31e4	81.4	NO

**Name: 180215M1\_56, Date: 16-Feb-2018, Time: 03:17:07, ID: 1800266-08 WI-AF-SB608-02.503.5-0118 1.16,**  
**Description: WI-AF-SB608-02.503.5-0118**

	#	Name	ID	Area	%Rec	Area Out
1	1	13C4-PFBA	1800266-08 WI-AF-SB608-02.503.5-01...	1.04e4	116.6	NO
2	2	13C5-PFHxA	1800266-08 WI-AF-SB608-02.503.5-01...	1.14e4	75.5	NO
3	3	13C3-PFHxS	1800266-08 WI-AF-SB608-02.503.5-01...	3.34e3	98.3	NO
4	4	13C8-PFOA	1800266-08 WI-AF-SB608-02.503.5-01...	1.17e4	76.3	NO
5	5	13C9-PFNA	1800266-08 WI-AF-SB608-02.503.5-01...	1.01e4	61.0	NO
6	6	13C4-PFOS	1800266-08 WI-AF-SB608-02.503.5-01...	2.88e3	75.6	NO
7	7	13C6-PFDA	1800266-08 WI-AF-SB608-02.503.5-01...	1.13e4	69.6	NO
8	8	13C7-PFUdA	1800266-08 WI-AF-SB608-02.503.5-01...	1.42e4	88.6	NO

**Name: 180215M1\_57, Date: 16-Feb-2018, Time: 03:28:34, ID: 1800266-09 WI-AF-SB608-08.509.5-0118 1.15,**  
**Description: WI-AF-SB608-08.509.5-0118**

	#	Name	ID	Area	%Rec	Area Out
1	1	13C4-PFBA	1800266-09 WI-AF-SB608-08.509.5-01...	9.61e3	107.4	NO
2	2	13C5-PFHxA	1800266-09 WI-AF-SB608-08.509.5-01...	1.12e4	74.1	NO
3	3	13C3-PFHxS	1800266-09 WI-AF-SB608-08.509.5-01...	2.85e3	83.9	NO
4	4	13C8-PFOA	1800266-09 WI-AF-SB608-08.509.5-01...	1.10e4	71.9	NO
5	5	13C9-PFNA	1800266-09 WI-AF-SB608-08.509.5-01...	1.20e4	72.6	NO
6	6	13C4-PFOS	1800266-09 WI-AF-SB608-08.509.5-01...	2.85e3	74.7	NO
7	7	13C6-PFDA	1800266-09 WI-AF-SB608-08.509.5-01...	1.11e4	68.2	NO
8	8	13C7-PFUdA	1800266-09 WI-AF-SB608-08.509.5-01...	1.37e4	85.1	NO

**Name: 180215M1\_58, Date: 16-Feb-2018, Time: 03:40:03, ID: 1800266-10 WI-AF-SB608-3940-0118 1.12,**  
**Description: WI-AF-SB608-3940-0118**

	#	Name	ID	Area	%Rec	Area Out
1	1	13C4-PFBA	1800266-10 WI-AF-SB608-3940-0118 1...	8.65e3	96.7	NO
2	2	13C5-PFHxA	1800266-10 WI-AF-SB608-3940-0118 1...	1.17e4	76.9	NO
3	3	13C3-PFHxS	1800266-10 WI-AF-SB608-3940-0118 1...	3.09e3	90.9	NO
4	4	13C8-PFOA	1800266-10 WI-AF-SB608-3940-0118 1...	1.07e4	69.7	NO
5	5	13C9-PFNA	1800266-10 WI-AF-SB608-3940-0118 1...	1.05e4	63.5	NO
6	6	13C4-PFOS	1800266-10 WI-AF-SB608-3940-0118 1...	2.71e3	71.1	NO
7	7	13C6-PFDA	1800266-10 WI-AF-SB608-3940-0118 1...	1.12e4	68.8	NO
8	8	13C7-PFUdA	1800266-10 WI-AF-SB608-3940-0118 1...	1.26e4	78.7	NO

Dataset: Untitled

Last Altered: Friday, February 16, 2018 13:39:20 Pacific Standard Time

Printed: Friday, February 16, 2018 13:39:59 Pacific Standard Time

**Name: 180215M1\_59, Date: 16-Feb-2018, Time: 03:51:33, ID: IPA, Description: IPA**

	#	Name	ID	Area	%Rec	Area Out
1	1	13C4-PFBA	IPA			NO
2	2	13C5-PFHxA	IPA	5.27e0	0.0	YES
3	3	13C3-PFHxS	IPA			NO
4	4	13C8-PFOA	IPA			NO
5	5	13C9-PFNA	IPA	7.67e0	0.0	YES
6	6	13C4-PFOS	IPA			NO
7	7	13C6-PFDA	IPA			NO
8	8	13C7-PFUdA	IPA	1.11e1	0.1	YES

**Name: 180215M1\_60, Date: 16-Feb-2018, Time: 04:03:01, ID: ST180215M1-13 PFC CS0 18B0812, Description: PFC CS0 18B0812**

	#	Name	ID	Area	%Rec	Area Out
1	1	13C4-PFBA	ST180215M1-13 PFC CS0 18B0812	8.74e3	97.7	NO
2	2	13C5-PFHxA	ST180215M1-13 PFC CS0 18B0812	1.67e4	110.5	NO
3	3	13C3-PFHxS	ST180215M1-13 PFC CS0 18B0812	3.80e3	111.8	NO
4	4	13C8-PFOA	ST180215M1-13 PFC CS0 18B0812	1.47e4	96.0	NO
5	5	13C9-PFNA	ST180215M1-13 PFC CS0 18B0812	1.42e4	85.5	NO
6	6	13C4-PFOS	ST180215M1-13 PFC CS0 18B0812	3.92e3	102.9	NO
7	7	13C6-PFDA	ST180215M1-13 PFC CS0 18B0812	1.42e4	87.6	NO
8	8	13C7-PFUdA	ST180215M1-13 PFC CS0 18B0812	1.98e4	123.3	NO

**Name: 180215M1\_61, Date: 16-Feb-2018, Time: 04:14:30, ID: IPA, Description: IPA**

	#	Name	ID	Area	%Rec	Area Out
1	1	13C4-PFBA	IPA			NO
2	2	13C5-PFHxA	IPA			NO
3	3	13C3-PFHxS	IPA			NO
4	4	13C8-PFOA	IPA			NO
5	5	13C9-PFNA	IPA			NO
6	6	13C4-PFOS	IPA			NO
7	7	13C6-PFDA	IPA			NO
8	8	13C7-PFUdA	IPA	5.36e0	0.0	YES

**Name: 180215M1\_62, Date: 16-Feb-2018, Time: 04:26:00, ID: 1800266-11 WI-AF-SB609-00.501.5-0118 1.21, Description: WI-AF-SB609-00.501.5-0118**

	#	Name	ID	Area	%Rec	Area Out
1	1	13C4-PFBA	1800266-11 WI-AF-SB609-00.501.5-01...	1.06e4	118.2	NO
2	2	13C5-PFHxA	1800266-11 WI-AF-SB609-00.501.5-01...	1.26e4	83.2	NO
3	3	13C3-PFHxS	1800266-11 WI-AF-SB609-00.501.5-01...	3.29e3	96.9	NO
4	4	13C8-PFOA	1800266-11 WI-AF-SB609-00.501.5-01...	9.48e3	62.0	NO
5	5	13C9-PFNA	1800266-11 WI-AF-SB609-00.501.5-01...	1.39e4	84.0	NO
6	6	13C4-PFOS	1800266-11 WI-AF-SB609-00.501.5-01...	3.21e3	84.1	NO
7	7	13C6-PFDA	1800266-11 WI-AF-SB609-00.501.5-01...	1.03e4	63.2	NO
8	8	13C7-PFUdA	1800266-11 WI-AF-SB609-00.501.5-01...	1.33e4	83.1	NO



Dataset: Untitled

Last Altered: Friday, February 16, 2018 13:39:20 Pacific Standard Time

Printed: Friday, February 16, 2018 13:39:59 Pacific Standard Time

**Name: 180215M1\_63, Date: 16-Feb-2018, Time: 04:37:26, ID: 1800266-12 WI-AF-SB609-0607-0118 1.3,**  
**Description: WI-AF-SB609-0607-0118**

	# Name	ID	Area	%Rec	Area Out
1	1 13C4-PFBA	1800266-12 WI-AF-SB609-0607-0118 1.3	1.01e4	113.3	NO
2	2 13C5-PFHxA	1800266-12 WI-AF-SB609-0607-0118 1.3	1.14e4	75.3	NO
3	3 13C3-PFHxS	1800266-12 WI-AF-SB609-0607-0118 1.3	3.13e3	92.0	NO
4	4 13C8-PFOA	1800266-12 WI-AF-SB609-0607-0118 1.3	1.20e4	78.7	NO
5	5 13C9-PFNA	1800266-12 WI-AF-SB609-0607-0118 1.3	1.28e4	77.1	NO
6	6 13C4-PFOS	1800266-12 WI-AF-SB609-0607-0118 1.3	3.24e3	84.8	NO
7	7 13C6-PFDA	1800266-12 WI-AF-SB609-0607-0118 1.3	1.11e4	68.5	NO
8	8 13C7-PFUdA	1800266-12 WI-AF-SB609-0607-0118 1.3	1.71e4	106.4	NO

**Name: 180215M1\_64, Date: 16-Feb-2018, Time: 04:48:56, ID: 1800266-13 WI-AF-SB609P-0607-0118 1.34,**  
**Description: WI-AF-SB609P-0607-0118**

	# Name	ID	Area	%Rec	Area Out
1	1 13C4-PFBA	1800266-13 WI-AF-SB609P-0607-0118...	9.56e3	106.9	NO
2	2 13C5-PFHxA	1800266-13 WI-AF-SB609P-0607-0118...	1.15e4	76.0	NO
3	3 13C3-PFHxS	1800266-13 WI-AF-SB609P-0607-0118...	3.25e3	95.7	NO
4	4 13C8-PFOA	1800266-13 WI-AF-SB609P-0607-0118...	1.33e4	87.0	NO
5	5 13C9-PFNA	1800266-13 WI-AF-SB609P-0607-0118...	1.24e4	74.8	NO
6	6 13C4-PFOS	1800266-13 WI-AF-SB609P-0607-0118...	2.99e3	78.3	NO
7	7 13C6-PFDA	1800266-13 WI-AF-SB609P-0607-0118...	1.28e4	78.5	NO
8	8 13C7-PFUdA	1800266-13 WI-AF-SB609P-0607-0118...	1.53e4	95.1	NO

**Name: 180215M1\_65, Date: 16-Feb-2018, Time: 05:00:26, ID: 1800266-14 WI-AF-SB609-0708-0118 1.07,**  
**Description: WI-AF-SB609-0708-0118**

	# Name	ID	Area	%Rec	Area Out
1	1 13C4-PFBA	1800266-14 WI-AF-SB609-0708-0118 1...	9.17e3	102.6	NO
2	2 13C5-PFHxA	1800266-14 WI-AF-SB609-0708-0118 1...	1.09e4	71.8	NO
3	3 13C3-PFHxS	1800266-14 WI-AF-SB609-0708-0118 1...	3.14e3	92.4	NO
4	4 13C8-PFOA	1800266-14 WI-AF-SB609-0708-0118 1...	1.08e4	70.5	NO
5	5 13C9-PFNA	1800266-14 WI-AF-SB609-0708-0118 1...	1.16e4	70.0	NO
6	6 13C4-PFOS	1800266-14 WI-AF-SB609-0708-0118 1...	2.84e3	74.4	NO
7	7 13C6-PFDA	1800266-14 WI-AF-SB609-0708-0118 1...	8.29e3	51.0	NO
8	8 13C7-PFUdA	1800266-14 WI-AF-SB609-0708-0118 1...	1.06e4	66.1	NO

**Name: 180215M1\_66, Date: 16-Feb-2018, Time: 05:11:53, ID: 1800266-15 WI-AF-SB609-3940-0118 1.19,**  
**Description: WI-AF-SB609-3940-0118**

	# Name	ID	Area	%Rec	Area Out
1	1 13C4-PFBA	1800266-15 WI-AF-SB609-3940-0118 1...	1.08e4	120.4	NO
2	2 13C5-PFHxA	1800266-15 WI-AF-SB609-3940-0118 1...	1.13e4	74.8	NO
3	3 13C3-PFHxS	1800266-15 WI-AF-SB609-3940-0118 1...	3.81e3	112.1	NO
4	4 13C8-PFOA	1800266-15 WI-AF-SB609-3940-0118 1...	1.09e4	71.0	NO
5	5 13C9-PFNA	1800266-15 WI-AF-SB609-3940-0118 1...	1.20e4	72.4	NO
6	6 13C4-PFOS	1800266-15 WI-AF-SB609-3940-0118 1...	3.49e3	91.5	NO
7	7 13C6-PFDA	1800266-15 WI-AF-SB609-3940-0118 1...	1.09e4	67.0	NO
8	8 13C7-PFUdA	1800266-15 WI-AF-SB609-3940-0118 1...	1.50e4	93.3	NO

Dataset: Untitled

Last Altered: Friday, February 16, 2018 13:39:20 Pacific Standard Time

Printed: Friday, February 16, 2018 13:39:59 Pacific Standard Time

**Name: 180215M1\_67, Date: 16-Feb-2018, Time: 05:23:22, ID: 1800266-16 WI-AF-SB610-0001.5-0118 1.23, Description: WI-AF-SB610-0001.5-0118**

	#	Name	ID	Area	%Rec	Area Out
1	1	13C4-PFBA	1800266-16 WI-AF-SB610-0001.5-0118...	1.01e4	113.2	NO
2	2	13C5-PFHxA	1800266-16 WI-AF-SB610-0001.5-0118...	1.17e4	77.4	NO
3	3	13C3-PFHxS	1800266-16 WI-AF-SB610-0001.5-0118...	2.92e3	86.0	NO
4	4	13C8-PFOA	1800266-16 WI-AF-SB610-0001.5-0118...	1.23e4	80.2	NO
5	5	13C9-PFNA	1800266-16 WI-AF-SB610-0001.5-0118...	1.13e4	68.0	NO
6	6	13C4-PFOS	1800266-16 WI-AF-SB610-0001.5-0118...	2.79e3	73.1	NO
7	7	13C6-PFDA	1800266-16 WI-AF-SB610-0001.5-0118...	1.23e4	75.5	NO
8	8	13C7-PFUdA	1800266-16 WI-AF-SB610-0001.5-0118...	1.31e4	81.4	NO

**Name: 180215M1\_68, Date: 16-Feb-2018, Time: 05:34:52, ID: 1800266-17 WI-AF-SB610-07.508-0118 1.25, Description: WI-AF-SB610-07.508-0118**

	#	Name	ID	Area	%Rec	Area Out
1	1	13C4-PFBA	1800266-17 WI-AF-SB610-07.508-0118...	8.25e3	92.2	NO
2	2	13C5-PFHxA	1800266-17 WI-AF-SB610-07.508-0118...	9.52e3	62.8	NO
3	3	13C3-PFHxS	1800266-17 WI-AF-SB610-07.508-0118...	2.65e3	78.1	NO
4	4	13C8-PFOA	1800266-17 WI-AF-SB610-07.508-0118...	9.19e3	60.2	NO
5	5	13C9-PFNA	1800266-17 WI-AF-SB610-07.508-0118...	1.19e4	72.0	NO
6	6	13C4-PFOS	1800266-17 WI-AF-SB610-07.508-0118...	2.60e3	68.1	NO
7	7	13C6-PFDA	1800266-17 WI-AF-SB610-07.508-0118...	1.17e4	72.2	NO
8	8	13C7-PFUdA	1800266-17 WI-AF-SB610-07.508-0118...	1.34e4	83.2	NO

**Name: 180215M1\_69, Date: 16-Feb-2018, Time: 05:46:20, ID: B8B0049-BS1 OPR 0.25, Description: OPR**

	#	Name	ID	Area	%Rec	Area Out
1	1	13C4-PFBA	B8B0049-BS1 OPR 0.25	9.30e3	104.0	NO
2	2	13C5-PFHxA	B8B0049-BS1 OPR 0.25	1.13e4	74.8	NO
3	3	13C3-PFHxS	B8B0049-BS1 OPR 0.25	2.82e3	83.2	NO
4	4	13C8-PFOA	B8B0049-BS1 OPR 0.25	9.96e3	65.2	NO
5	5	13C9-PFNA	B8B0049-BS1 OPR 0.25	1.09e4	65.9	NO
6	6	13C4-PFOS	B8B0049-BS1 OPR 0.25	2.91e3	76.3	NO
7	7	13C6-PFDA	B8B0049-BS1 OPR 0.25	1.00e4	61.7	NO
8	8	13C7-PFUdA	B8B0049-BS1 OPR 0.25	1.10e4	68.6	NO

**Name: 180215M1\_70, Date: 16-Feb-2018, Time: 05:57:50, ID: B8B0049-BLK1 Method Blank 0.25, Description: Method Blank**

	#	Name	ID	Area	%Rec	Area Out
1	1	13C4-PFBA	B8B0049-BLK1 Method Blank 0.25	9.34e3	104.4	NO
2	2	13C5-PFHxA	B8B0049-BLK1 Method Blank 0.25	1.11e4	73.1	NO
3	3	13C3-PFHxS	B8B0049-BLK1 Method Blank 0.25	3.18e3	93.7	NO
4	4	13C8-PFOA	B8B0049-BLK1 Method Blank 0.25	9.48e3	62.0	NO
5	5	13C9-PFNA	B8B0049-BLK1 Method Blank 0.25	1.03e4	62.4	NO
6	6	13C4-PFOS	B8B0049-BLK1 Method Blank 0.25	3.04e3	79.8	NO
7	7	13C6-PFDA	B8B0049-BLK1 Method Blank 0.25	1.15e4	70.5	NO
8	8	13C7-PFUdA	B8B0049-BLK1 Method Blank 0.25	1.08e4	67.2	NO



Dataset: Untitled

Last Altered: Friday, February 16, 2018 13:39:20 Pacific Standard Time

Printed: Friday, February 16, 2018 13:39:59 Pacific Standard Time

**Name: 180215M1\_71, Date: 16-Feb-2018, Time: 06:09:17, ID: B8B0049-MS1 Matrix Spike 0.26986, Description: Matrix Spike**

#	Name	ID	Area	%Rec	Area Out
1	1 13C4-PFBA	B8B0049-MS1 Matrix Spike 0.26986	8.32e3	93.1	NO
2	2 13C5-PFHxA	B8B0049-MS1 Matrix Spike 0.26986	9.73e3	64.2	NO
3	3 13C3-PFHxS	B8B0049-MS1 Matrix Spike 0.26986	2.67e3	78.5	NO
4	4 13C8-PFOA	B8B0049-MS1 Matrix Spike 0.26986	8.85e3	57.9	NO
5	5 13C9-PFNA	B8B0049-MS1 Matrix Spike 0.26986	1.05e4	63.3	NO
6	6 13C4-PFOS	B8B0049-MS1 Matrix Spike 0.26986	3.00e3	78.7	NO
7	7 13C6-PFDA	B8B0049-MS1 Matrix Spike 0.26986	1.03e4	63.4	NO
8	8 13C7-PFUdA	B8B0049-MS1 Matrix Spike 0.26986	1.22e4	75.9	NO

**Name: 180215M1\_72, Date: 16-Feb-2018, Time: 06:20:44, ID: B8B0049-MSD1 Matrix Spike Dup 0.26779, Description: Matrix Spike Dup**

#	Name	ID	Area	%Rec	Area Out
1	1 13C4-PFBA	B8B0049-MSD1 Matrix Spike Dup 0.26...	8.58e3	95.9	NO
2	2 13C5-PFHxA	B8B0049-MSD1 Matrix Spike Dup 0.26...	1.07e4	70.4	NO
3	3 13C3-PFHxS	B8B0049-MSD1 Matrix Spike Dup 0.26...	2.85e3	83.8	NO
4	4 13C8-PFOA	B8B0049-MSD1 Matrix Spike Dup 0.26...	9.71e3	63.6	NO
5	5 13C9-PFNA	B8B0049-MSD1 Matrix Spike Dup 0.26...	9.86e3	59.5	NO
6	6 13C4-PFOS	B8B0049-MSD1 Matrix Spike Dup 0.26...	2.59e3	68.0	NO
7	7 13C6-PFDA	B8B0049-MSD1 Matrix Spike Dup 0.26...	1.17e4	72.1	NO
8	8 13C7-PFUdA	B8B0049-MSD1 Matrix Spike Dup 0.26...	1.31e4	81.6	NO

**Name: 180215M1\_73, Date: 16-Feb-2018, Time: 06:32:10, ID: 1800260-01 MCA-MW-101R 0.2647, Description: MCA-MW-101R**

#	Name	ID	Area	%Rec	Area Out
1	1 13C4-PFBA	1800260-01 MCA-MW-101R 0.2647	9.37e3	104.8	NO
2	2 13C5-PFHxA	1800260-01 MCA-MW-101R 0.2647	1.07e4	70.5	NO
3	3 13C3-PFHxS	1800260-01 MCA-MW-101R 0.2647	3.07e3	90.3	NO
4	4 13C8-PFOA	1800260-01 MCA-MW-101R 0.2647	9.28e3	60.7	NO
5	5 13C9-PFNA	1800260-01 MCA-MW-101R 0.2647	1.16e4	69.8	NO
6	6 13C4-PFOS	1800260-01 MCA-MW-101R 0.2647	2.91e3	76.3	NO
7	7 13C6-PFDA	1800260-01 MCA-MW-101R 0.2647	1.11e4	68.4	NO
8	8 13C7-PFUdA	1800260-01 MCA-MW-101R 0.2647	1.42e4	88.2	NO

**Name: 180215M1\_74, Date: 16-Feb-2018, Time: 06:43:38, ID: 1800260-02 MCA-MW-105S 0.26832, Description: MCA-MW-105S**

#	Name	ID	Area	%Rec	Area Out
1	1 13C4-PFBA	1800260-02 MCA-MW-105S 0.26832	9.89e3	110.6	NO
2	2 13C5-PFHxA	1800260-02 MCA-MW-105S 0.26832	1.11e4	72.9	NO
3	3 13C3-PFHxS	1800260-02 MCA-MW-105S 0.26832	2.51e3	74.0	NO
4	4 13C8-PFOA	1800260-02 MCA-MW-105S 0.26832	1.02e4	66.8	NO
5	5 13C9-PFNA	1800260-02 MCA-MW-105S 0.26832	1.09e4	65.6	NO
6	6 13C4-PFOS	1800260-02 MCA-MW-105S 0.26832	2.59e3	67.8	NO
7	7 13C6-PFDA	1800260-02 MCA-MW-105S 0.26832	9.02e3	55.5	NO
8	8 13C7-PFUdA	1800260-02 MCA-MW-105S 0.26832	1.45e4	90.6	NO

Dataset: Untitled

Last Altered: Friday, February 16, 2018 13:39:20 Pacific Standard Time

Printed: Friday, February 16, 2018 13:39:59 Pacific Standard Time

**Name: 180215M1\_75, Date: 16-Feb-2018, Time: 06:55:07, ID: 1800260-03 MCA-MW-107R 0.27335, Description: MCA-MW-107R**

	#	Name	ID	Area	%Rec	Area Out
1	1	13C4-PFBA	1800260-03 MCA-MW-107R 0.27335	9.24e3	103.3	NO
2	2	13C5-PFHxA	1800260-03 MCA-MW-107R 0.27335	1.11e4	73.1	NO
3	3	13C3-PFHxS	1800260-03 MCA-MW-107R 0.27335	2.75e3	81.1	NO
4	4	13C8-PFOA	1800260-03 MCA-MW-107R 0.27335	9.93e3	65.0	NO
5	5	13C9-PFNA	1800260-03 MCA-MW-107R 0.27335	1.07e4	64.4	NO
6	6	13C4-PFOS	1800260-03 MCA-MW-107R 0.27335	2.81e3	73.8	NO
7	7	13C6-PFDA	1800260-03 MCA-MW-107R 0.27335	1.19e4	73.2	NO
8	8	13C7-PFUdA	1800260-03 MCA-MW-107R 0.27335	1.34e4	83.7	NO

**Name: 180215M1\_76, Date: 16-Feb-2018, Time: 07:06:36, ID: IPA, Description: IPA**

	#	Name	ID	Area	%Rec	Area Out
1	1	13C4-PFBA	IPA			NO
2	2	13C5-PFHxA	IPA			NO
3	3	13C3-PFHxS	IPA			NO
4	4	13C8-PFOA	IPA	5.83e0	0.0	YES
5	5	13C9-PFNA	IPA			NO
6	6	13C4-PFOS	IPA			NO
7	7	13C6-PFDA	IPA	9.13e0	0.1	YES
8	8	13C7-PFUdA	IPA			NO

**Name: 180215M1\_77, Date: 16-Feb-2018, Time: 07:18:05, ID: ST180215M1-14 PFC CS3 18B0815, Description: PFC CS3 18B0815**

	#	Name	ID	Area	%Rec	Area Out
1	1	13C4-PFBA	ST180215M1-14 PFC CS3 18B0815	1.02e4	114.0	NO
2	2	13C5-PFHxA	ST180215M1-14 PFC CS3 18B0815	1.73e4	114.4	NO
3	3	13C3-PFHxS	ST180215M1-14 PFC CS3 18B0815	4.53e3	133.2	NO
4	4	13C8-PFOA	ST180215M1-14 PFC CS3 18B0815	1.90e4	124.4	NO
5	5	13C9-PFNA	ST180215M1-14 PFC CS3 18B0815	1.74e4	105.3	NO
6	6	13C4-PFOS	ST180215M1-14 PFC CS3 18B0815	4.11e3	107.8	NO
7	7	13C6-PFDA	ST180215M1-14 PFC CS3 18B0815	1.81e4	111.0	NO
8	8	13C7-PFUdA	ST180215M1-14 PFC CS3 18B0815	1.97e4	122.8	NO

Dataset: Untitled

Last Altered: Friday, February 16, 2018 12:36:13 Pacific Standard Time

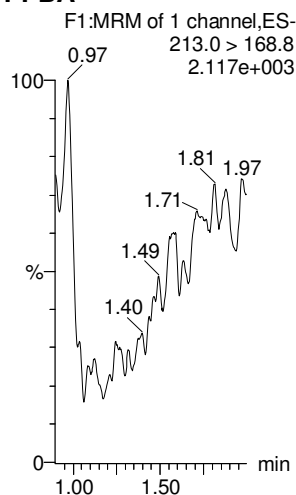
Printed: Friday, February 16, 2018 12:36:16 Pacific Standard Time

Method: F:\Projects\PFAS.PRO\MethDB\PFAS\_FULL\_80C\_021318.mdb 15 Feb 2018 10:31:04

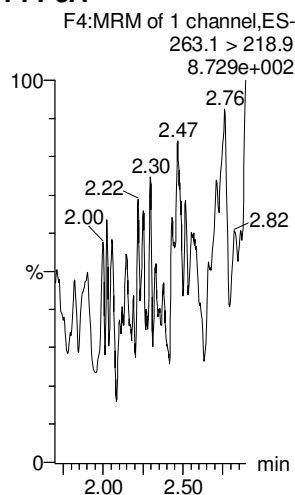
Calibration: F:\Projects\PFAS.PRO\CurveDB\C18\_VAL-PFAS\_Q4\_02-15-18-FULL.cdb 16 Feb 2018 11:08:51

Name: 180215M1\_12, Date: 15-Feb-2018, Time: 18:52:21, ID: IPA, Description: IPA

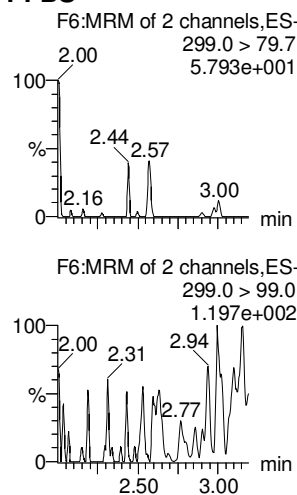
**PFBA**



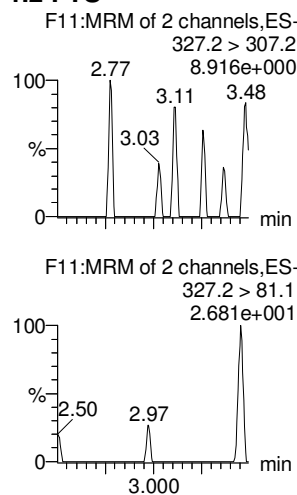
**PFPeA**



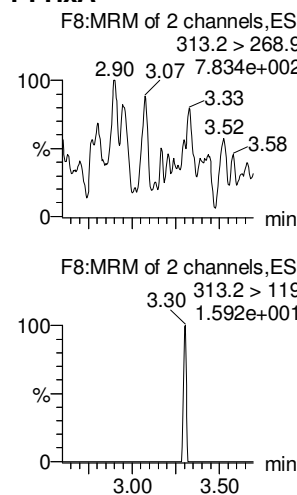
**PFBS**



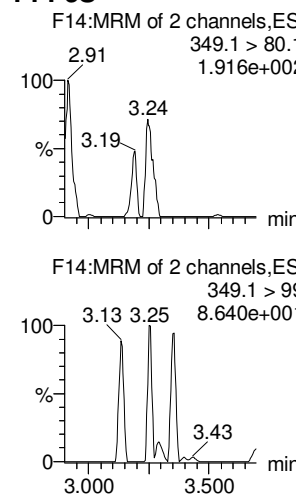
**4:2 FTS**



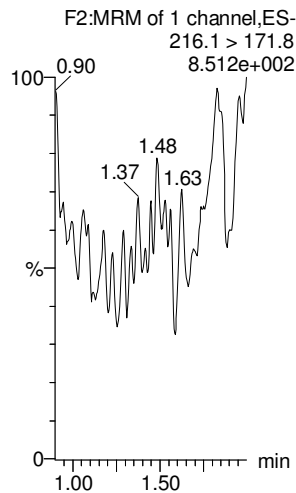
**PFHxA**



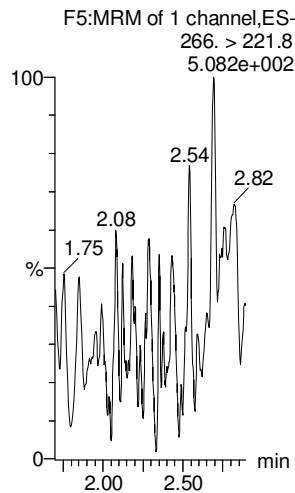
**PFPeS**



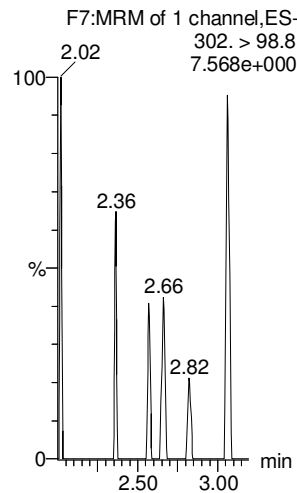
**13C3-PFBA**



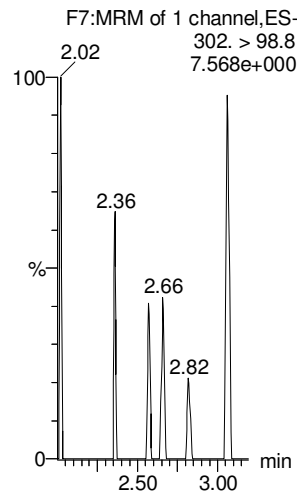
**13C3-PFPeA**



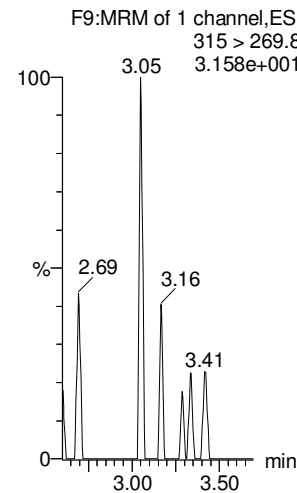
**13C3-PFBS**



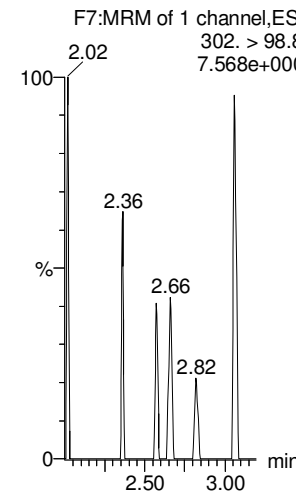
**13C3-PFBS**



**13C2-PFHxA**



**13C3-PFBS**



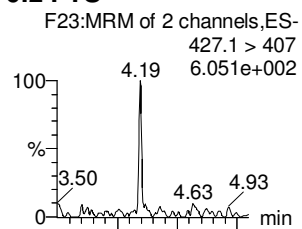
Dataset: Untitled

Last Altered: Friday, February 16, 2018 12:36:13 Pacific Standard Time

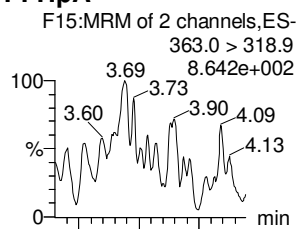
Printed: Friday, February 16, 2018 12:36:16 Pacific Standard Time

Name: 180215M1\_12, Date: 15-Feb-2018, Time: 18:52:21, ID: IPA, Description: IPA

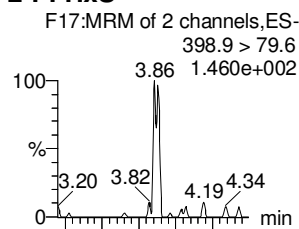
**6:2 FTS**



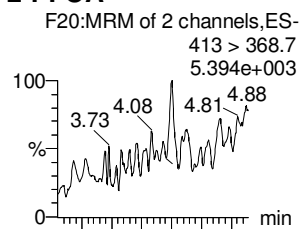
**PFHpA**



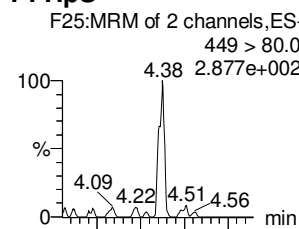
**L-PFHxS**



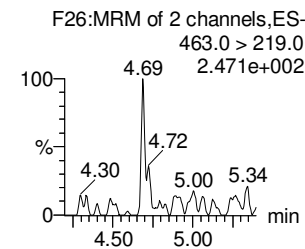
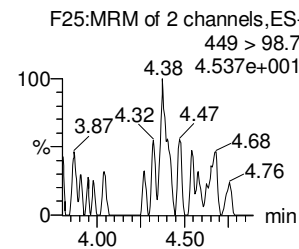
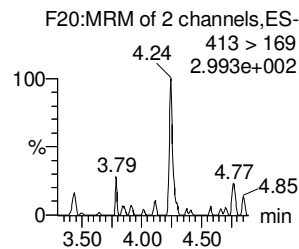
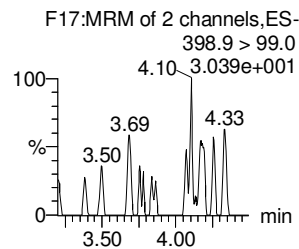
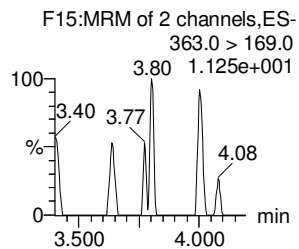
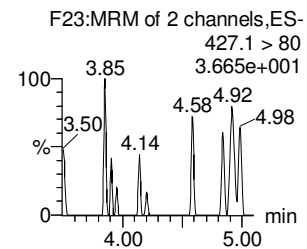
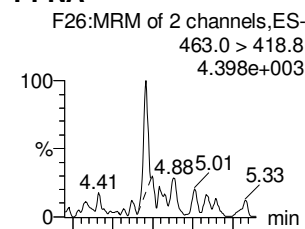
**L-PFOA**



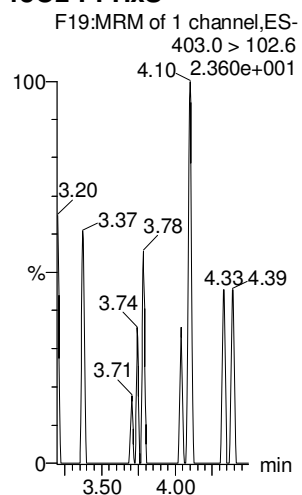
**PFHpS**



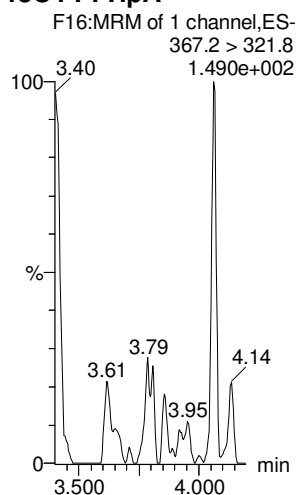
**PFNA**



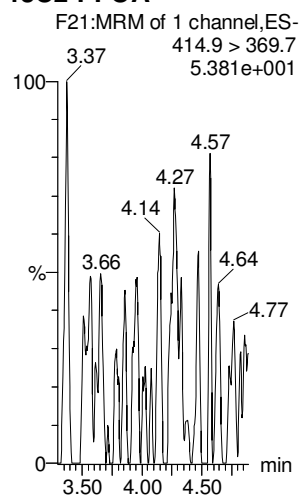
**18O2-PFHxS**



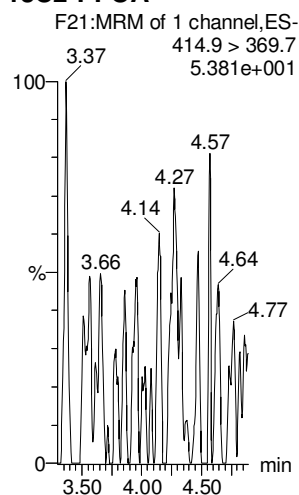
**13C4-PFHpA**



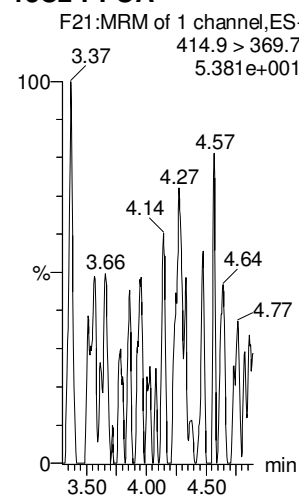
**13C2-PFOA**



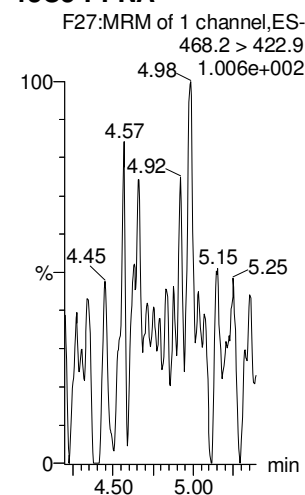
**13C2-PFOA**



**13C2-PFOA**



**13C5-PFNA**



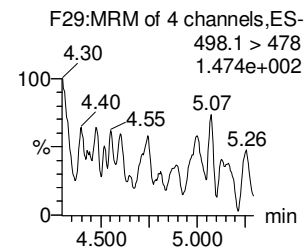
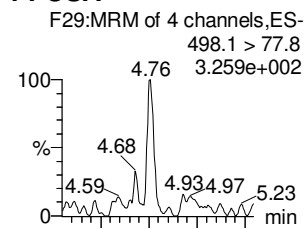
Dataset: Untitled

Last Altered: Friday, February 16, 2018 12:36:13 Pacific Standard Time

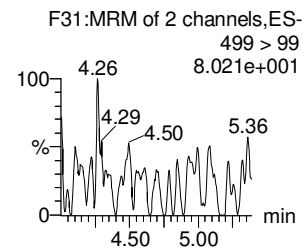
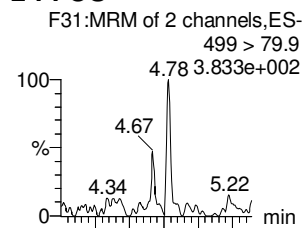
Printed: Friday, February 16, 2018 12:36:16 Pacific Standard Time

Name: 180215M1\_12, Date: 15-Feb-2018, Time: 18:52:21, ID: IPA, Description: IPA

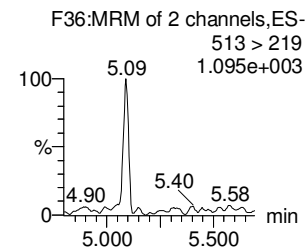
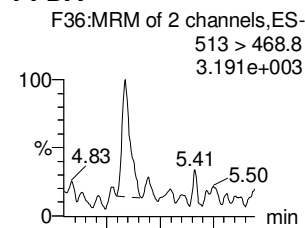
**PFOSA**



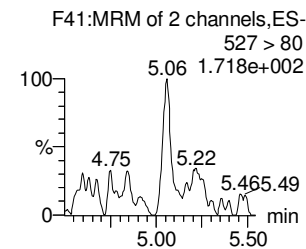
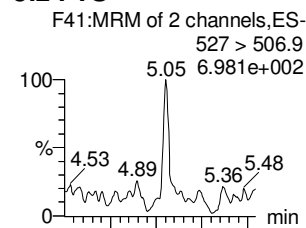
**L-PFOS**



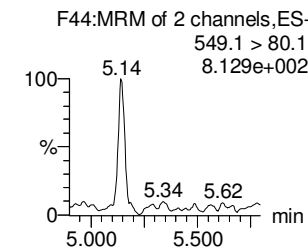
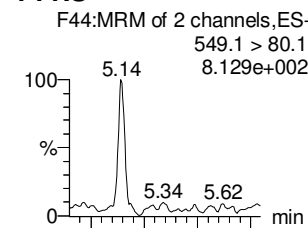
**PFDA**



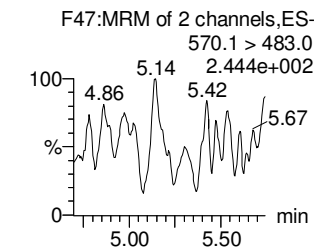
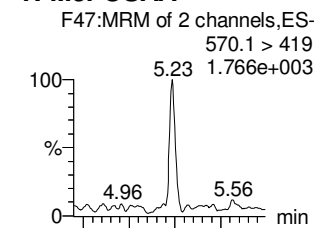
**8:2 FTS**



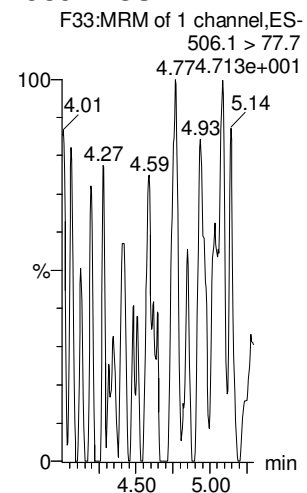
**PFNS**



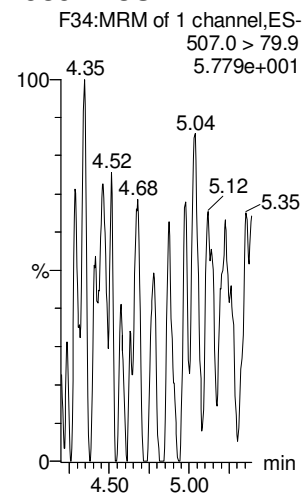
**N-MeFOSAA**



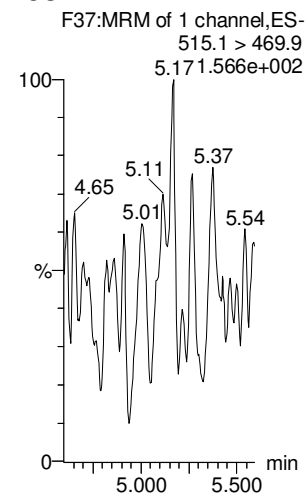
**13C8-PFOSA**



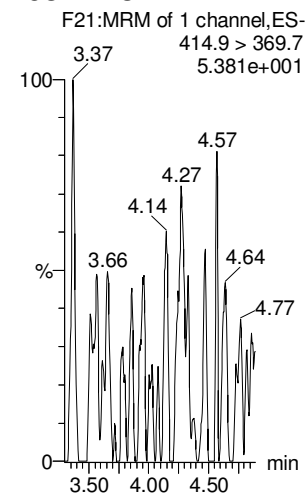
**13C8-PFOS**



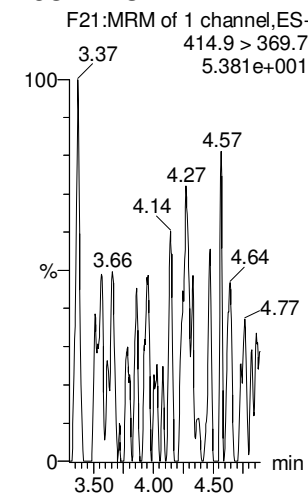
**13C2-PFDA**



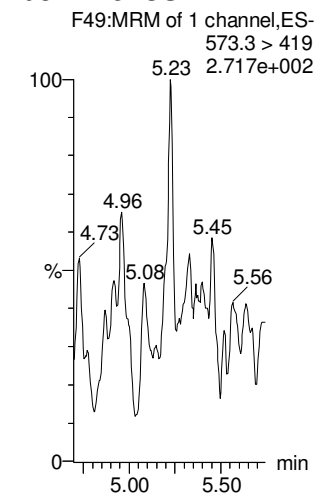
**13C2-PFOA**



**13C2-PFOA**



**d3-N-MeFOSAA**

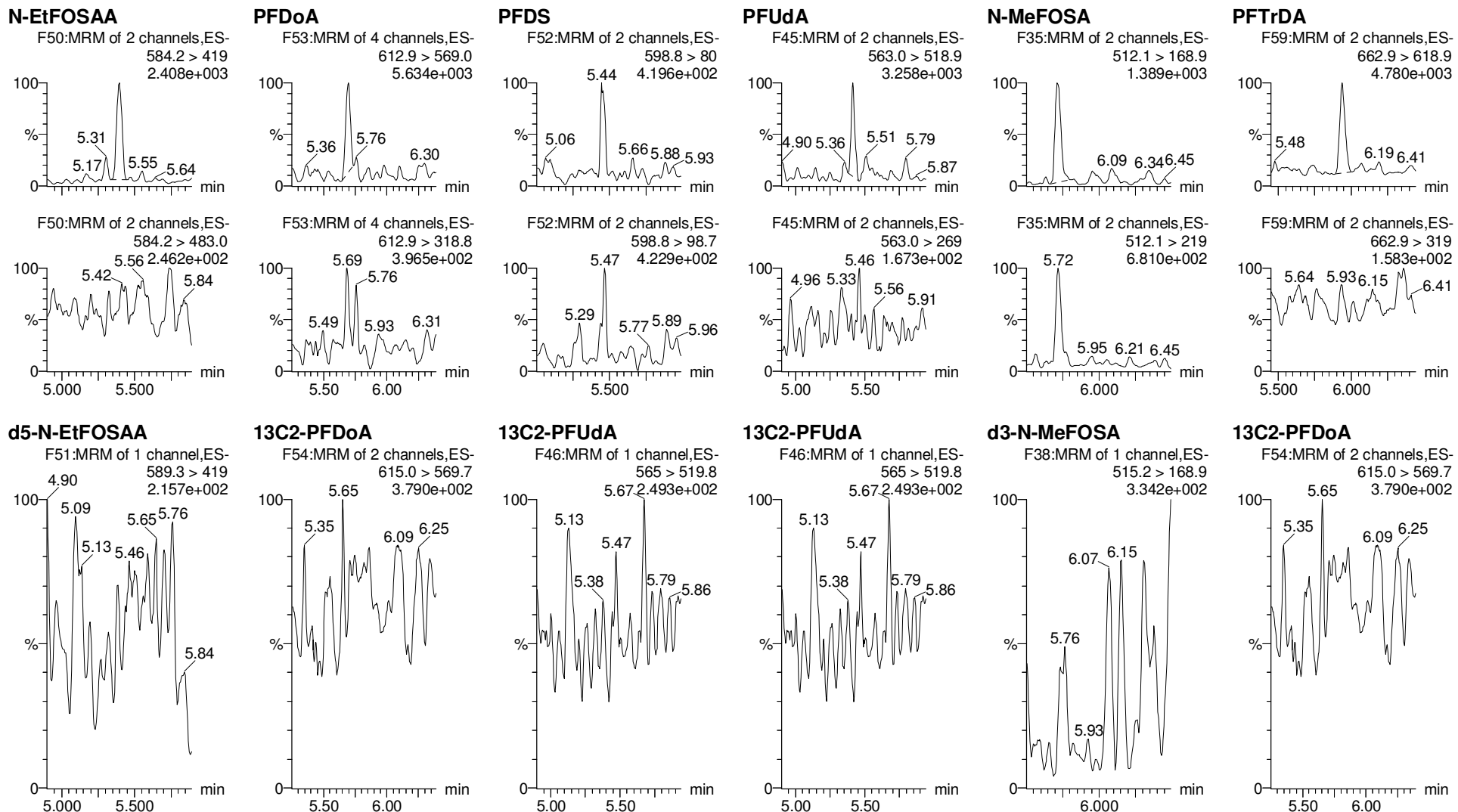


Dataset: Untitled

Last Altered: Friday, February 16, 2018 12:36:13 Pacific Standard Time

Printed: Friday, February 16, 2018 12:36:16 Pacific Standard Time

Name: 180215M1\_12, Date: 15-Feb-2018, Time: 18:52:21, ID: IPA, Description: IPA



Dataset: Untitled

Last Altered: Friday, February 16, 2018 12:36:13 Pacific Standard Time

Printed: Friday, February 16, 2018 12:36:16 Pacific Standard Time

Name: 180215M1\_12, Date: 15-Feb-2018, Time: 18:52:21, ID: IPA, Description: IPA

**PFTeDA**

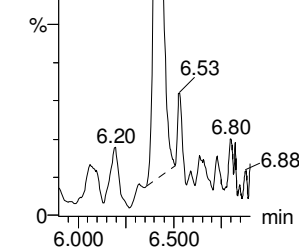
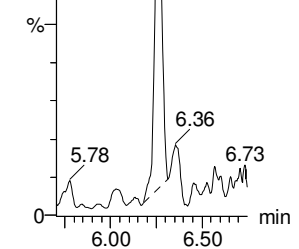
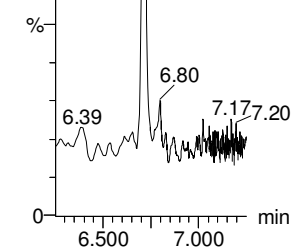
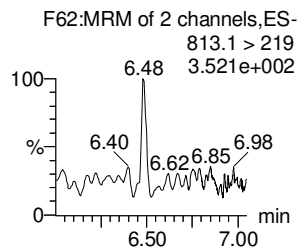
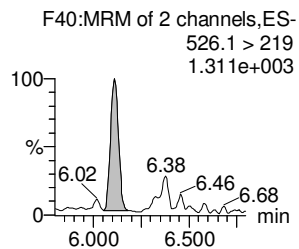
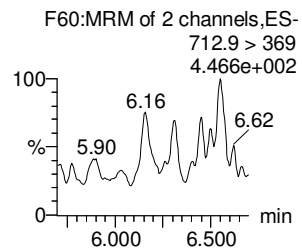
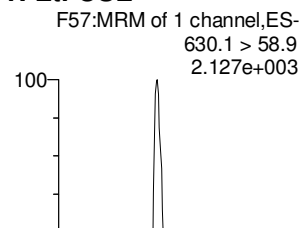
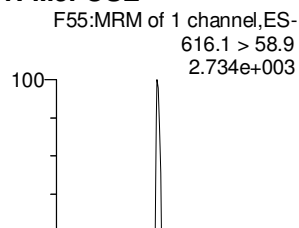
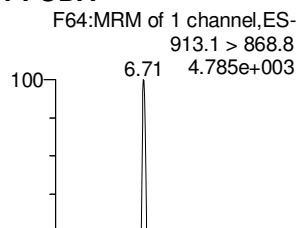
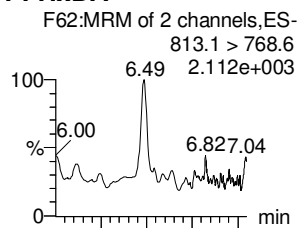
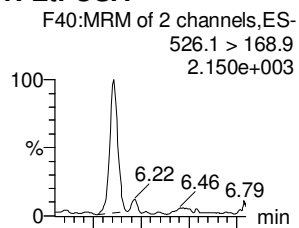
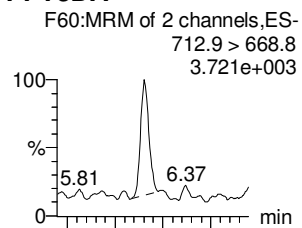
**N-EtFOSA**

**PFHxDA**

**PFODA**

**N-MeFOSE**

**N-EtFOSE**



**13C2-PFTeDA**

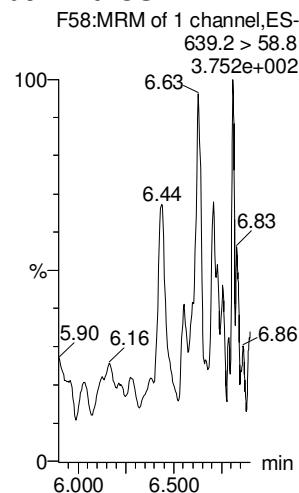
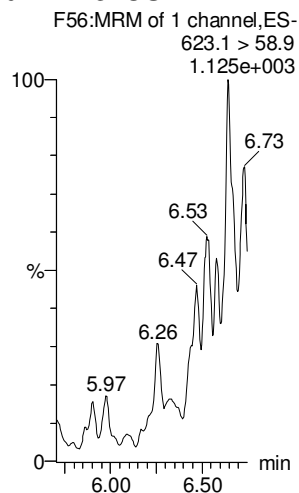
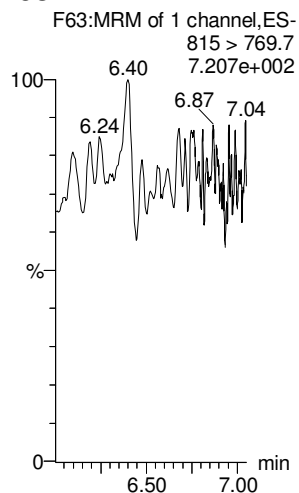
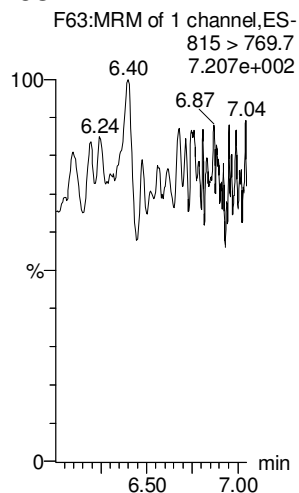
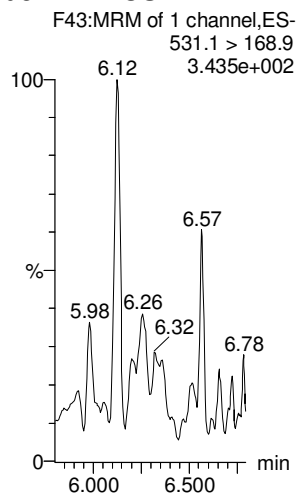
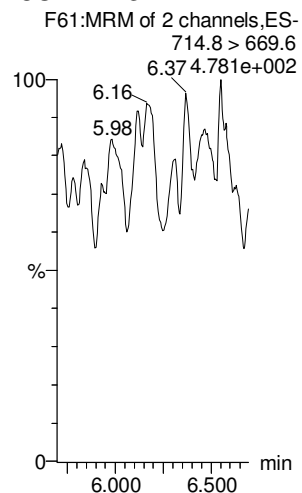
**d5-N-ETFOSA**

**13C2-PFHxDA**

**13C2-PFHxDA**

**d7-N-MeFOSE**

**d9-N-EtFOSE**



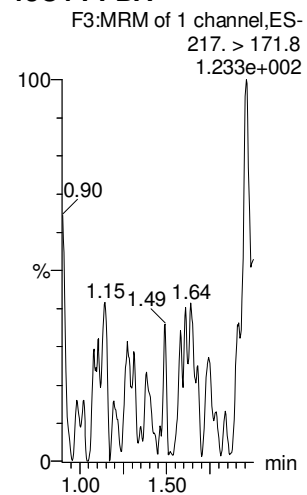
Dataset: Untitled

Last Altered: Friday, February 16, 2018 12:36:13 Pacific Standard Time

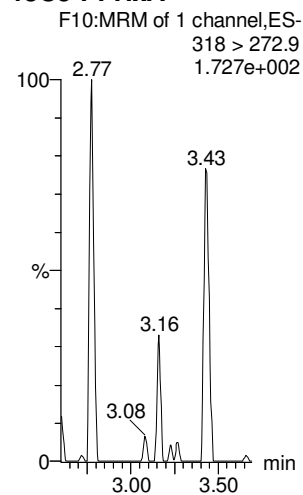
Printed: Friday, February 16, 2018 12:36:16 Pacific Standard Time

Name: 180215M1\_12, Date: 15-Feb-2018, Time: 18:52:21, ID: IPA, Description: IPA

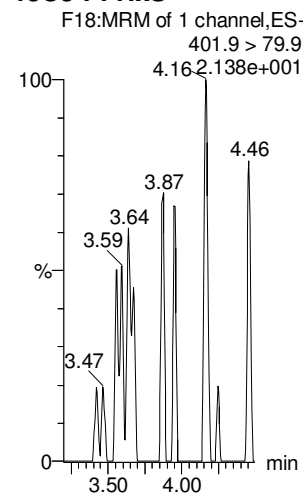
**13C4-PFBA**



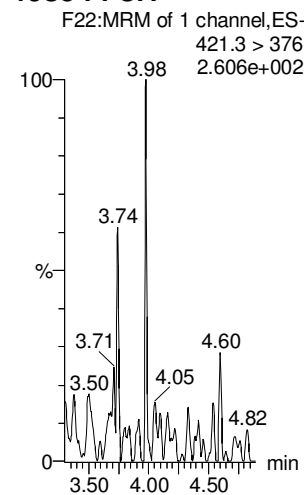
**13C5-PFHxA**



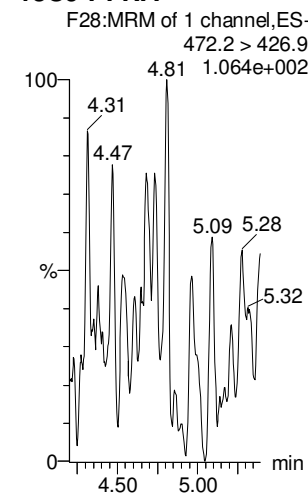
**13C3-PFHxS**



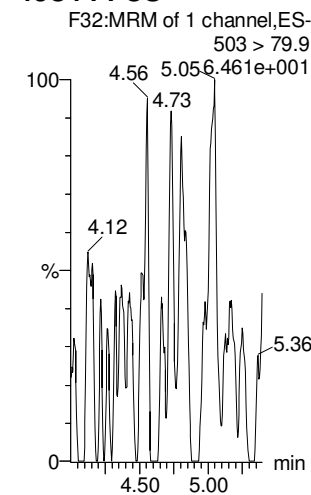
**13C8-PFOA**



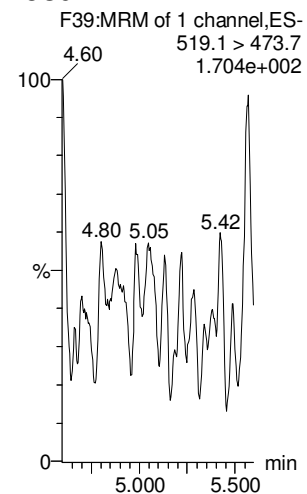
**13C9-PFNA**



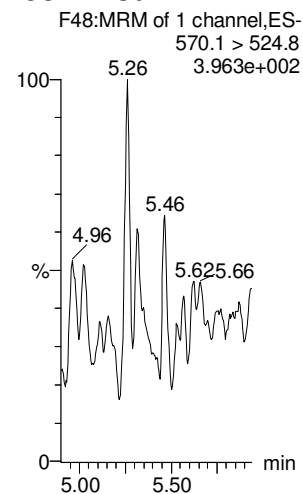
**13C4-PFOS**



**13C6-PFDA**



**13C7-PFUdA**





Dataset: Z:\Projects\PFAS.PRO\Results\180215M1\180215M1-60.qld

*JFA.*  
*02/16/2018*

Last Altered: Friday, February 16, 2018 13:14:24 Pacific Standard Time

Printed: Friday, February 16, 2018 14:03:21 Pacific Standard Time

*8: 2 FTS < 70% not used*

Method: Z:\Projects\PFAS.PRO\MethDB\PFAS\_FULL\_80C\_021318.mdb 15 Feb 2018 10:31:04

Calibration: Z:\Projects\PFAS.PRO\CurveDB\C18\_VAL-PFAS\_Q4\_02-15-18-FULL.cdb 16 Feb 2018 11:08:51

*MTT*  
*2/16/18*

Name: 180215M1\_60, Date: 16-Feb-2018, Time: 04:03:01, ID: ST180215M1-13 PFC CS0 18B0812, Description: PFC CS0 18B0812

#	Name	Trace	Area	IS Area	RRF	Pred.RT	RT	y Axis Resp.	Conc.	%Rec	Recovery	Out
1	1 PFBA	213.0 > 168.8	1.14e3	1.36e4		1.46	1.40	1.05	0.938	93.8	NO	
2	2 PFPeA	263.1 > 218.9	1.26e3	1.58e4		2.42	2.36	0.994	1.04	104.3	NO	
3	3 PFBS	299.0 > 79.7	2.81e2	2.03e3		2.60	2.63	1.74	0.934	93.4	NO	
4	4 4:2 FTS	327.2>307.2	1.93e2	2.03e3		3.00	3.04	1.19	0.763	76.3	NO	
5	5 PFHxA	313.2 > 268.9	1.53e3	4.84e3		3.19	3.14	1.59	1.01	101.1	NO	
6	6 PFPeS	349.1>80.1	2.87e2	2.03e3		3.39	3.33	1.77	0.984	98.4	NO	
7	7 PFHpA	363.0 > 318.9	1.22e3	1.23e4		3.81	3.76	1.24	0.949	94.9	NO	
8	8 L-PFHxS	398.9 > 79.6	2.16e2	1.58e3		3.85	3.91	1.71	0.905	90.5	NO	
9	10 6:2 FTS	427.1 > 407	2.56e2	2.26e4		4.28	4.22	0.141	0.769	76.9	NO	
10	11 L-PFOA	413 > 368.7	1.69e3	2.26e4		4.30	4.28	0.931	0.859	85.9	NO	
11	13 PFHpS	449 > 80.0	2.80e2	3.46e3		4.44	4.39	1.01	1.10	110.4	NO	
12	14 PFNA	463.0 > 418.8	1.34e3	1.40e4		4.76	4.72	1.19	0.895	89.5	NO	
13	15 PFOSA	498.1 > 77.8	3.43e2	4.23e3		4.83	4.77	1.01	0.990	99.0	NO	
14	16 L-PFOS	499 > 79.9	2.89e2	3.46e3		4.88	4.80	1.04	0.893	89.3	NO	
15	18 PFDA	513 > 468.8	1.45e3	1.27e4		5.14	5.09	1.42	1.06	105.9	NO	
16	19 8:2 FTS	527 > 506.9	2.27e2	2.26e4		5.12	5.07	0.125	0.618	61.8	YES	ⓐ Not used.
17	20 PFNS	549.1>80.1	1.96e2	3.46e3		5.08	5.16	0.708	0.858	85.8	NO	
18	21 N-MeFOSAA	570.1 > 419	6.77e2	5.66e3		5.29	5.24	1.50	1.16	115.8	NO	
19	22 N-EtFOSAA	584.2 > 419	5.51e2	6.70e3		5.45	5.40	1.03	1.04	103.5	NO	
20	23 PFUdA	563.0 > 518.9	1.54e3	1.78e4		5.46	5.41	1.08	1.04	103.6	NO	
21	24 PFDS	598.8 > 80	3.60e2	1.64e4		5.51	5.46	0.275	0.945	94.5	NO	
22	25 PFDoA	612.9 > 569.0	1.42e3	1.64e4		5.74	5.70	1.08	0.790	79.0	NO	
23	26 N-MeFOSA	512.1 > 168.9	7.22e2	1.99e4		5.84	5.75	5.45	5.23	104.5	NO	
24	27 PFTrDA	662.9 > 618.9	1.75e3	1.64e4		5.98	5.94	1.34	0.884	88.4	NO	
25	28 PFTeDA	712.9 > 668.8	1.48e3	6.53e3		6.20	6.15	2.83	1.26	126.0	NO	
26	29 N-EtFOSA	526.1 > 168.9	9.20e2	2.97e4		6.22	6.14	4.65	4.91	98.3	NO	
27	30 PFHxDA	813.1 > 768.6	5.56e2	5.18e3		6.51	6.48	0.536	0.837	83.7	NO	
28	31 PFODA	913.1 > 868.8	8.37e2	5.18e3		6.74	6.71	0.807	1.07	107.1	NO	
29	32 N-MeFOSE	616.1 > 58.9	8.14e2	2.15e4		6.31	6.29	5.68	5.25	104.9	NO	
30	33 N-EtFOSE	630.1 > 58.9	1.03e3	2.41e4		6.45	6.44	6.42	6.02	120.3	NO	
31	34 13C3-PFBA	216.1 > 171.8	1.36e4	1.45e4	0.901	1.46	1.40	11.7	13.0	104.1	NO	
32	35 13C3-PFPeA	266. > 221.8	1.58e4	1.67e4	0.976	2.42	2.36	11.8	12.1	96.5	NO	

Dataset: Z:\Projects\PFAS.PRO\Results\180215M1\180215M1-60.qld

Last Altered: Friday, February 16, 2018 13:14:24 Pacific Standard Time

Printed: Friday, February 16, 2018 13:14:32 Pacific Standard Time

Name: 180215M1\_60, Date: 16-Feb-2018, Time: 04:03:01, ID: ST180215M1-13 PFC CS0 18B0812, Description: PFC CS0 18B0812

	# Name	Trace	Area	IS Area	RRF	Pred.RT	RT	y Axis Resp.	Conc.	%Rec	Recovery	Out
33	36 13C3-PFBS	302. > 98.8	2.03e3	1.67e4	0.116	2.69	2.63	1.51	13.1	104.7	NO	
34	37 13C2-PFHxA	315 > 269.8	4.84e3	1.67e4	0.711	3.19	3.13	3.61	5.07	101.5	NO	
35	38 13C4-PFHpA	367.2 > 321.8	1.23e4	1.67e4	0.733	3.81	3.76	9.20	12.6	100.4	NO	
36	39 18O2-PFHxS	403.0 > 102.6	1.58e3	3.80e3	0.386	3.96	3.91	5.19	13.4	107.5	NO	
37	40 13C2-PFOA	414.9 > 369.7	2.26e4	1.47e4	1.282	4.33	4.28	19.3	15.0	120.4	NO	
38	41 13C5-PFNA	468.2 > 422.9	1.40e4	1.42e4	0.935	4.76	4.72	12.4	13.3	106.1	NO	
39	42 13C8-PFOA	506.1 > 77.7	4.23e3	1.98e4	0.232	4.83	4.77	2.67	11.5	92.0	NO	
40	43 13C8-PFOS	507.0 > 79.9	3.46e3	3.92e3	1.058	4.84	4.80	11.0	10.4	83.3	NO	
41	44 13C2-PFDA	515.1 > 469.9	1.27e4	1.42e4	0.943	5.14	5.09	11.2	11.9	94.8	NO	
42	45 d3-N-MeFOSAA	573.3 > 419	5.66e3	1.98e4	0.350	5.29	5.23	3.57	10.2	81.5	NO	
43	46 d5-N-EtFOSAA	589.3 > 419	6.70e3	1.98e4	0.376	5.45	5.39	4.23	11.3	90.2	NO	
44	47 13C2-PFUdA	565 > 519.8	1.78e4	1.98e4	1.020	5.46	5.41	11.2	11.0	88.2	NO	
45	48 13C2-PFDoA	615.0 > 569.7	1.64e4	1.98e4	0.902	5.74	5.69	10.3	11.5	91.7	NO	
46	49 d3-N-MeFOSA	515.2 > 168.9	1.99e4	1.98e4	0.099	5.84	5.77	12.6	127	84.7	NO	
47	50 13C2-PFTeDA	714.8 > 669.6	6.53e3	1.98e4	0.420	6.20	6.15	4.13	9.81	78.5	NO	
48	51 d5-N-ETFOSA	531.1 > 168.9	2.97e4	1.98e4	0.142	6.22	6.16	18.7	132	88.1	NO	
49	52 13C2-PFHxDA	815 > 769.7	5.18e3	1.98e4	0.697	6.51	6.48	3.27	4.70	93.9	NO	
50	53 d7-N-MeFOSE	623.1 > 58.9	2.15e4	1.98e4	0.119	6.31	6.28	13.6	114	75.9	NO	
51	54 d9-N-EtFOSE	639.2 > 58.8	2.41e4	1.98e4	0.121	6.45	6.43	15.2	126	83.8	NO	
52	55 13C4-PFBA	217. > 171.8	1.45e4	1.45e4	1.000	1.46	1.40	12.5	12.5	100.0	NO	
53	56 13C5-PFHxA	318 > 272.9	1.67e4	1.67e4	1.000	3.19	3.13	12.5	12.5	100.0	NO	
54	57 13C3-PFHxS	401.9 > 79.9	3.80e3	3.80e3	1.000	3.96	3.91	12.5	12.5	100.0	NO	
55	58 13C8-PFOA	421.3 > 376	1.47e4	1.47e4	1.000	4.33	4.28	12.5	12.5	100.0	NO	
56	59 13C9-PFNA	472.2 > 426.9	1.42e4	1.42e4	1.000	4.70	4.72	12.5	12.5	100.0	NO	
57	60 13C4-PFOS	503 > 79.9	3.92e3	3.92e3	1.000	4.84	4.80	12.5	12.5	100.0	NO	
58	61 13C6-PFDA	519.1 > 473.7	1.42e4	1.42e4	1.000	5.14	5.09	12.5	12.5	100.0	NO	
59	62 13C7-PFUdA	570.1 > 524.8	1.98e4	1.98e4	1.000	5.46	5.41	12.5	12.5	100.0	NO	

Dataset: Untitled

Last Altered: Friday, February 16, 2018 13:01:57 Pacific Standard Time  
Printed: Friday, February 16, 2018 13:03:23 Pacific Standard Time

Method: Z:\Projects\PFAS.PRO\MethDB\PFAS\_FULL\_80C\_020218.mdb 11 Feb 2018 13:54:26  
Calibration: Z:\Projects\PFAS.PRO\CurveDB\C18\_VAL-PFAS\_Q4\_02-05-18-FULL.cdb 06 Feb 2018 09:06:52

Compound name: PFBA

	Name	ID	Acq.Date	Acq.Time
1	180215M1_1	IPA	15-Feb-18	16:46:16
2	180215M1_2	ST180215M1-1 PFC CS-2 18B0810	15-Feb-18	16:57:41
3	180215M1_3	ST180215M1-2 PFC CS-1 18B0811	15-Feb-18	17:09:08
4	180215M1_4	ST180215M1-3 PFC CS0 18B0812	15-Feb-18	17:20:34 ✓
5	180215M1_5	ST180215M1-4 PFC CS1 18B0813	15-Feb-18	17:32:04
6	180215M1_6	ST180215M1-5 PFC CS2 18B0814	15-Feb-18	17:43:33
7	180215M1_7	ST180215M1-6 PFC CS3 18B0815	15-Feb-18	17:55:01
8	180215M1_8	ST180215M1-7 PFC CS4 18B0816	15-Feb-18	18:06:27
9	180215M1_9	ST180215M1-8 PFC CS5 18B0817	15-Feb-18	18:17:55
10	180215M1_10	ST180215M1-9 PFC CS6 18B0818	15-Feb-18	18:29:24
11	180215M1_11	ST180215M1-10 PFC CS7 18B0819	15-Feb-18	18:40:54
12	180215M1_12	IPA	15-Feb-18	18:52:21
13	180215M1_13	ICV180215M1-1 PFC ICV 18B0809	15-Feb-18	19:03:49
14	180215M1_14	IPA	15-Feb-18	19:15:19
15	180215M1_15	B8B0002-BS1 OPR 0.25	15-Feb-18	19:26:50
16	180215M1_16	B8B0002-BLK1 Method Blank 0.25	15-Feb-18	19:38:15
17	180215M1_17	1800223-01 GW4549180122RAP 0.2513	15-Feb-18	19:49:41
18	180215M1_18	1800223-02 GW1216180123RAP 0.26017	15-Feb-18	20:01:08
19	180215M1_19	1800223-03 GW2226180123RAP 0.25579	15-Feb-18	20:12:35
20	180215M1_20	1800223-04 GW3236180123RAP 0.25731	15-Feb-18	20:24:02
21	180215M1_21	1800223-05 GW4246180124RAP 0.2492	15-Feb-18	20:35:31
22	180215M1_22	1800223-06 GW0913180125RAP 0.25664	15-Feb-18	20:47:00
23	180215M1_23	1800224-01 WT1801250820MK 0.25379	15-Feb-18	20:58:30
24	180215M1_24	1800224-02 WT1801250835MK 0.24745	15-Feb-18	21:10:00
25	180215M1_25	1800224-03 WT1801250850MK 0.25507	15-Feb-18	21:21:29
26	180215M1_26	1800224-04 WT1801250915MK 0.25436 ✓	15-Feb-18	21:32:58
27	180215M1_27	IPA	15-Feb-18	21:44:25
28	180215M1_28 ✓	ST180215M1-11 PFC CS3 18B0815	15-Feb-18	21:55:52
29	180215M1_29	IPA	15-Feb-18	22:07:19
30	180215M1_30	1800224-05 WT1801250925MK 0.24444	15-Feb-18	22:18:45
31	180215M1_31	1800224-06 WT1801250940MK 0.2554	15-Feb-18	22:30:15

Dataset: Untitled

Last Altered: Friday, February 16, 2018 13:01:57 Pacific Standard Time  
 Printed: Friday, February 16, 2018 13:03:23 Pacific Standard Time

Compound name: PFBA

Name	ID	Acq.Date	Acq.Time
32	180215M1_32	1800224-07 WT1801250955MK 0.24484	15-Feb-18 22:41:45
33	180215M1_33	1800224-08 <u>FB</u> 1801250855MK 0.25341	15-Feb-18 22:53:14
34	180215M1_34	1800224-09 <u>WT</u> 1801251010MK 0.25529	15-Feb-18 23:04:43
35	180215M1_35	1800224-10 WT1801251055MK 0.24893	15-Feb-18 23:16:12
36	180215M1_36	1800224-11 WT1801251110MK 0.25872	15-Feb-18 23:27:41
37	180215M1_37	1800224-12 WT1801251125MK 0.26067	15-Feb-18 23:39:08
38	180215M1_38	1800224-13 WT1801251135MK 0.25341	15-Feb-18 23:50:35
39	180215M1_39	B8A0135-BS1 OPR 0.25	16-Feb-18 00:02:02
40	180215M1_40	B8A0135-BLK1 Method Blank 0.25	16-Feb-18 00:13:29
41	180215M1_41	1800079-03 WS 258 0.00025	16-Feb-18 00:24:58
42	180215M1_42	IPA	16-Feb-18 00:36:27
43	180215M1_43	✓ ST180215M1-12 PFC CS3 18B0815	16-Feb-18 00:47:54
44	180215M1_44	IPA	16-Feb-18 00:59:24
45	180215M1_45	B8B0053-BS1 OPR 1	16-Feb-18 01:10:54
46	180215M1_46	B8B0053-BLK1 Method Blank 1	16-Feb-18 01:22:23
47	180215M1_47	B8B0053-MS1 Matrix Spike 1.08	16-Feb-18 01:33:52
48	180215M1_48	B8B0053-MSD1 Matrix Spike Dup 1.13	16-Feb-18 01:45:23
49	180215M1_49	1800266-01 WI-AF-SB606-0001-0118 2.37	16-Feb-18 01:56:49
50	180215M1_50	1800266-02 WI-AF-SB606-0405-0118 1.2	16-Feb-18 02:08:16
51	180215M1_51	1800266-03 WI-AF-SB606-06.507.5-0118 1.23	16-Feb-18 02:19:45
52	180215M1_52	1800266-04 WI-AF-SB605-0001-0118 1.23	16-Feb-18 02:31:15
53	180215M1_53	1800266-05 WI-AF-SB605-0202.5-0118 1.35	16-Feb-18 02:42:44
54	180215M1_54	1800266-06 WI-AF-SB605-03.504.5-0118 1.21	16-Feb-18 02:54:14
55	180215M1_55	1800266-07 WI-AF-SB608-0002-0118 1.23	16-Feb-18 03:05:41
56	180215M1_56	1800266-08 WI-AF-SB608-02.503.5-0118 1.16	16-Feb-18 03:17:07
57	180215M1_57	1800266-09 WI-AF-SB608-08.509.5-0118 1.15	16-Feb-18 03:28:34
58	180215M1_58	1800266-10 WI-AF-SB608-3940-0118 1.12	16-Feb-18 03:40:03
59	180215M1_59	IPA ✓	16-Feb-18 03:51:33
60	180215M1_60	✓ ST180215M1-13 PFC CS0 18B0812	16-Feb-18 04:03:01 ✓
61	180215M1_61	IPA	16-Feb-18 04:14:30
62	180215M1_62	1800266-11 WI-AF-SB609-00.501.5-0118 1.21	16-Feb-18 04:26:00
63	180215M1_63	1800266-12 WI-AF-SB609-0607-0118 1.3	16-Feb-18 04:37:26
64	180215M1_64	1800266-13 WI-AF-SB609P-0607-0118 1.34	16-Feb-18 04:48:56
65	180215M1_65	1800266-14 WI-AF-SB609-0708-0118 1.07	16-Feb-18 05:00:26

Dataset: Untitled

Last Altered: Friday, February 16, 2018 13:01:57 Pacific Standard Time

Printed: Friday, February 16, 2018 13:03:23 Pacific Standard Time

Compound name: PFBA

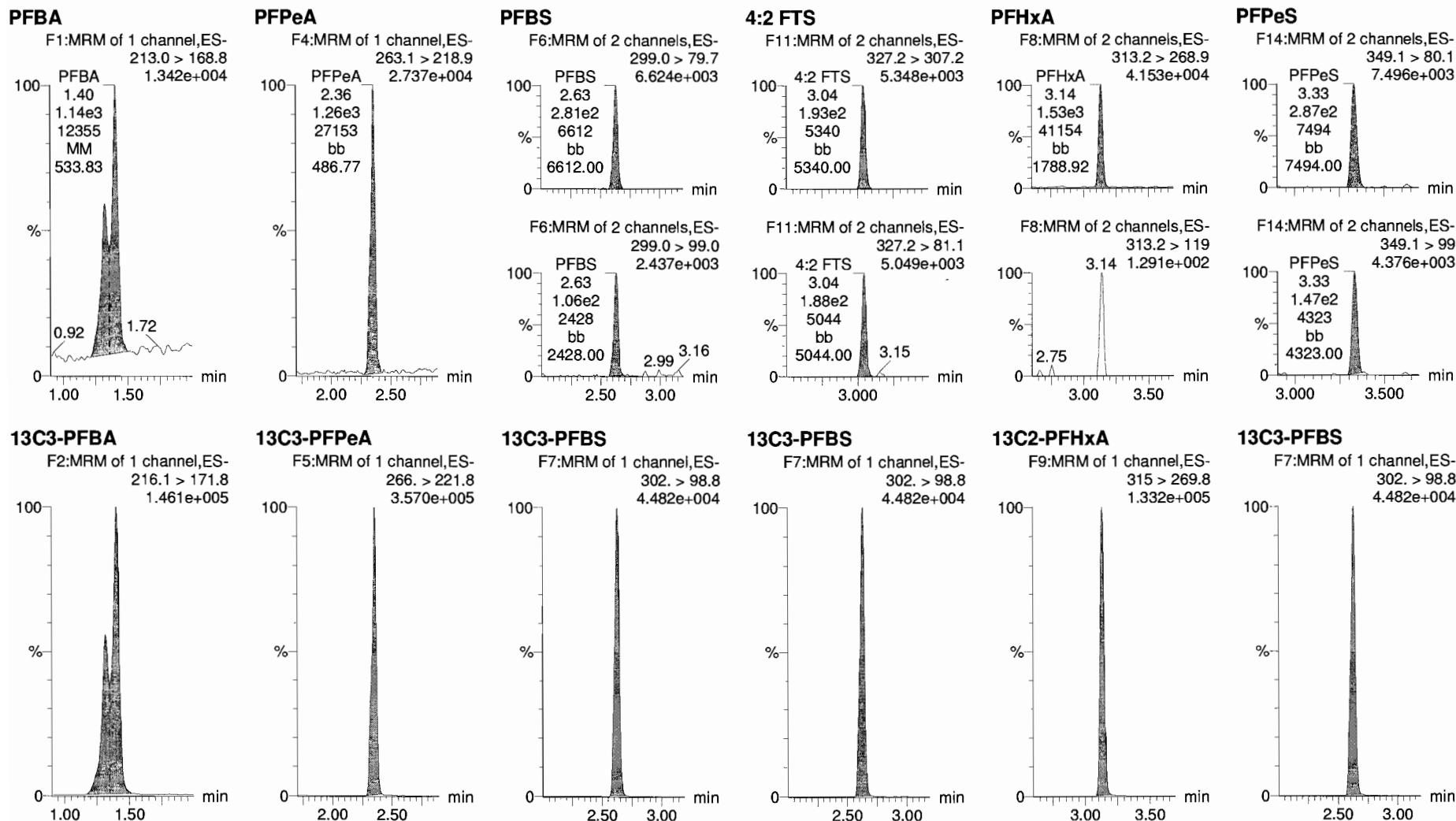
	Name	ID	Acq Date	Acq Time
66	180215M1_66	1800266-15 WI-AF-SB609-3940-0118 1.19	16-Feb-18	05:11:53
67	180215M1_67	1800266-16 WI-AF-SB610-0001.5-0118 1.23	16-Feb-18	05:23:22
68	180215M1_68	1800266-17 WI-AF-SB610-07.508-0118 1.25	16-Feb-18	05:34:52
69	180215M1_69	B8B0049-BS1 OPR 0.25	16-Feb-18	05:46:20
70	180215M1_70	B8B0049-BLK1 Method Blank 0.25	16-Feb-18	05:57:50
71	180215M1_71	B8B0049-MS1 Matrix Spike 0.26986	16-Feb-18	06:09:17
72	180215M1_72	B8B0049-MSD1 Matrix Spike Dup 0.26779	16-Feb-18	06:20:44
73	180215M1_73	1800260-01 MCA-MW-101R 0.2647	16-Feb-18	06:32:10
74	180215M1_74	1800260-02 MCA-MW-105S 0.26832	16-Feb-18	06:43:38
75	180215M1_75	1800260-03 MCA-MW-107R 0.27335	16-Feb-18	06:55:07
76	180215M1_76	IPA	16-Feb-18	07:06:36
77	180215M1_77	ST180215M1-14 PFC CS3 18B0815	16-Feb-18	07:18:05
78	180215M1_78	IPA	16-Feb-18	07:29:34

Dataset: Z:\Projects\PFAS.PRO\Results\180215M1\180215M1-60.qld

Last Altered: Friday, February 16, 2018 13:14:24 Pacific Standard Time  
Printed: Friday, February 16, 2018 13:14:32 Pacific Standard Time

Method: Z:\Projects\PFAS.PRO\MethDB\PFAS\_FULL\_80C\_021318.mdb 15 Feb 2018 10:31:04  
Calibration: Z:\Projects\PFAS.PRO\CurveDB\C18\_VAL-PFAS\_Q4\_02-15-18-FULL.cdb 16 Feb 2018 11:08:51

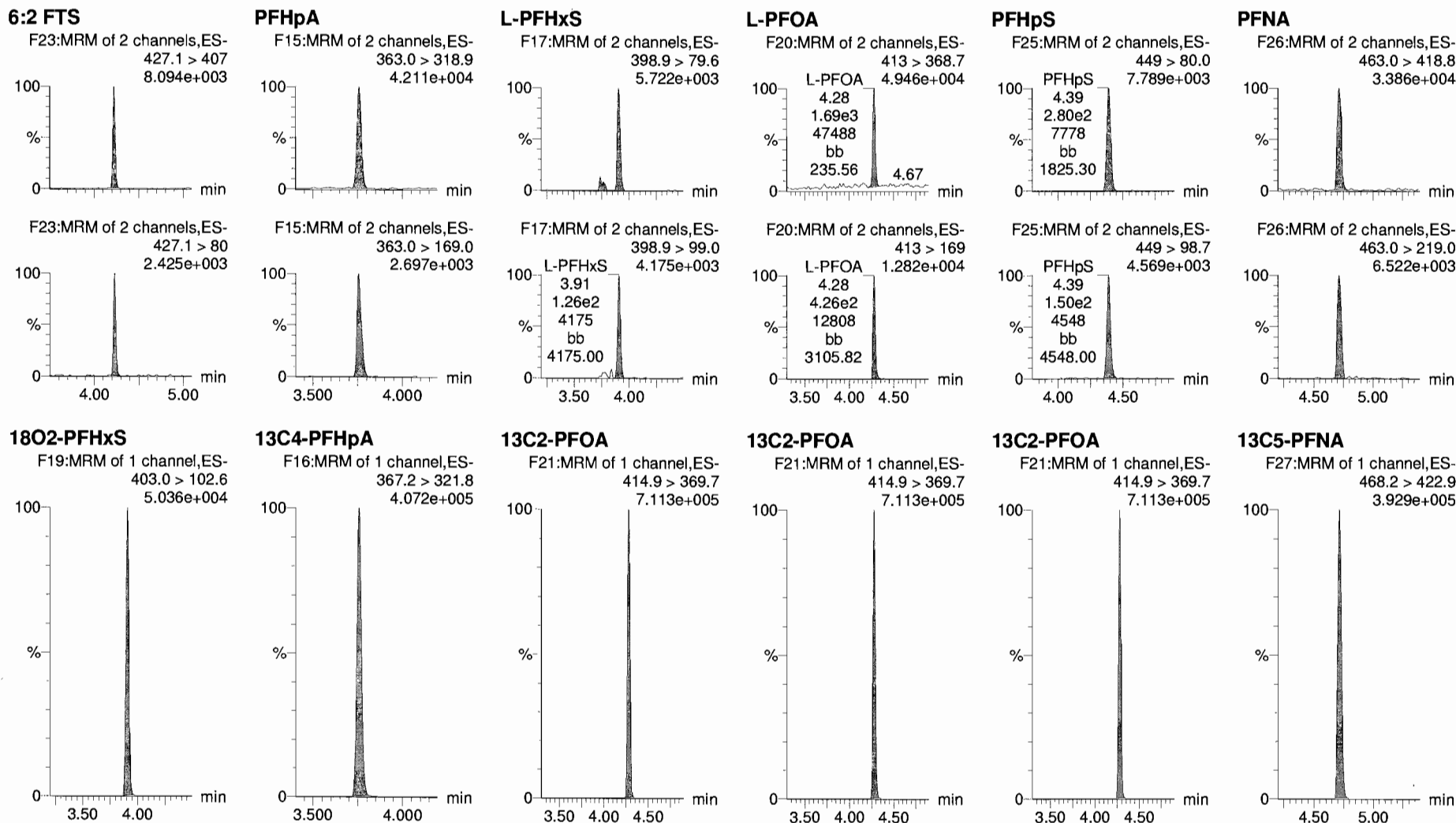
Name: 180215M1\_60, Date: 16-Feb-2018, Time: 04:03:01, ID: ST180215M1-13 PFC CS0 18B0812, Description: PFC CS0 18B0812



Dataset: Z:\Projects\PFAS.PRO\Results\180215M1\180215M1-60.qld

Last Altered: Friday, February 16, 2018 13:14:24 Pacific Standard Time  
Printed: Friday, February 16, 2018 13:14:32 Pacific Standard Time

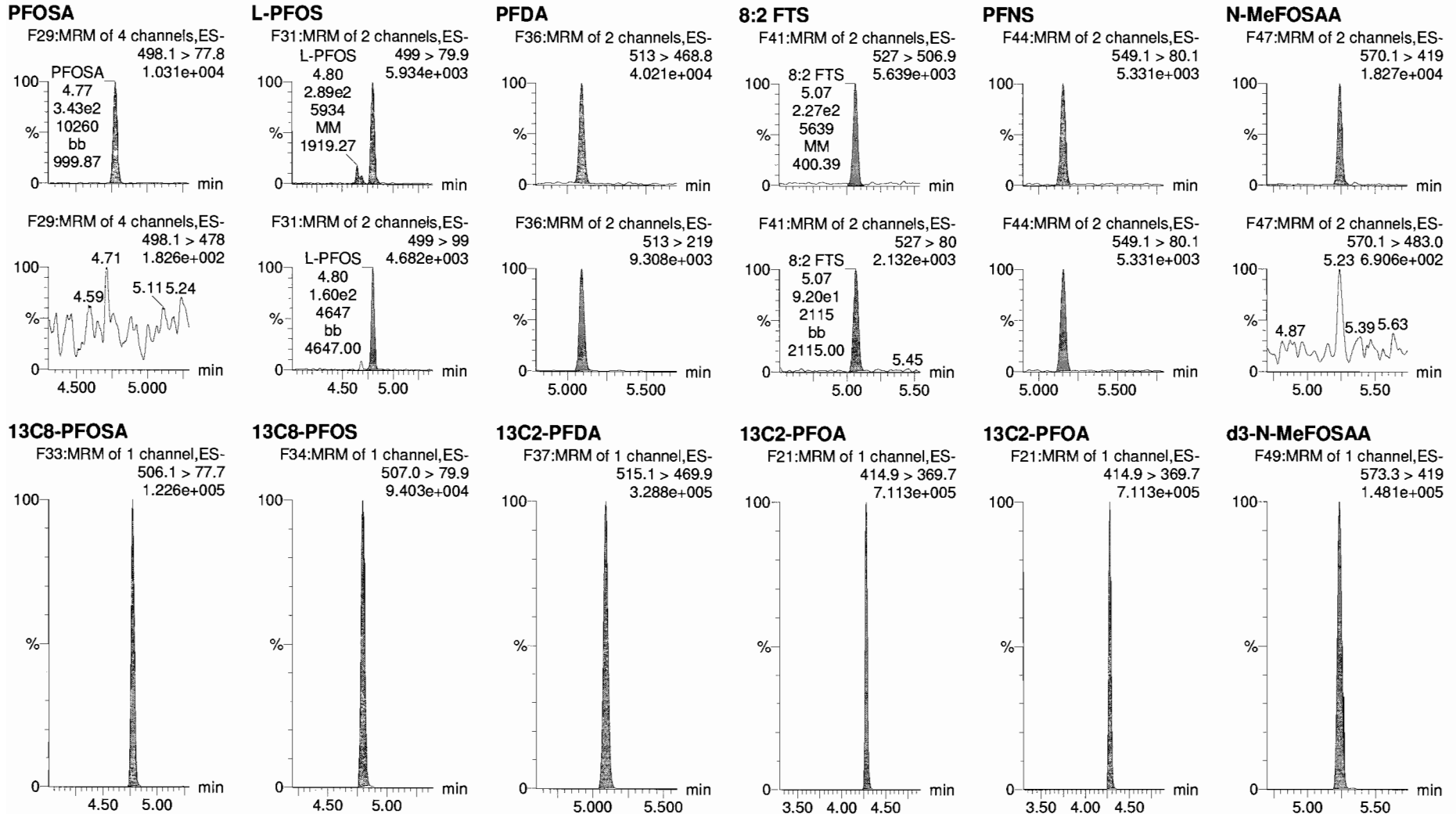
Name: 180215M1\_60, Date: 16-Feb-2018, Time: 04:03:01, ID: ST180215M1-13 PFC CS0 18B0812, Description: PFC CS0 18B0812



Dataset: Z:\Projects\PFAS.PRO\Results\180215M1\180215M1-60.qld

Last Altered: Friday, February 16, 2018 13:14:24 Pacific Standard Time  
Printed: Friday, February 16, 2018 13:14:32 Pacific Standard Time

Name: 180215M1\_60, Date: 16-Feb-2018, Time: 04:03:01, ID: ST180215M1-13 PFC CS0 18B0812, Description: PFC CS0 18B0812



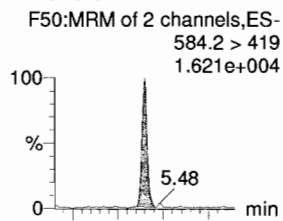


Dataset: Z:\Projects\PFAS.PRO\Results\180215M1\180215M1-60.qld

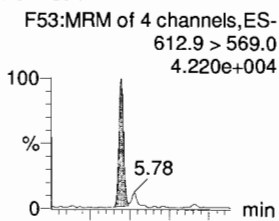
Last Altered: Friday, February 16, 2018 13:14:24 Pacific Standard Time  
Printed: Friday, February 16, 2018 13:14:32 Pacific Standard Time

Name: 180215M1\_60, Date: 16-Feb-2018, Time: 04:03:01, ID: ST180215M1-13 PFC CS0 18B0812, Description: PFC CS0 18B0812

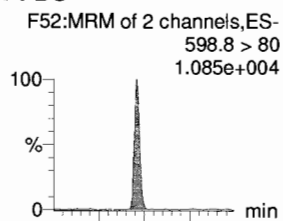
**N-EtFOSAA**



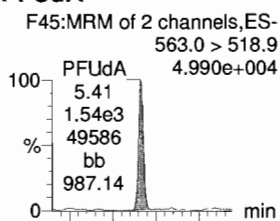
**PFDoA**



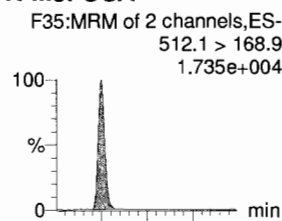
**PFDS**



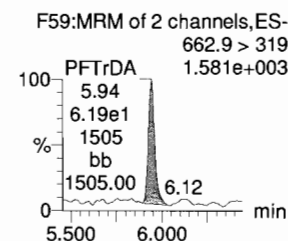
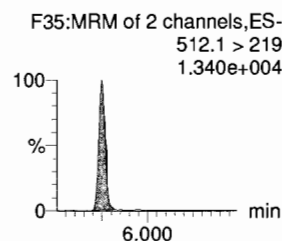
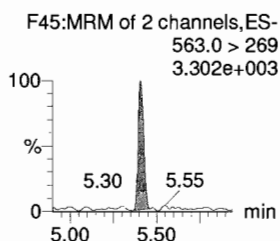
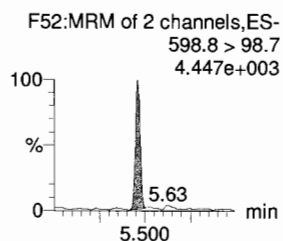
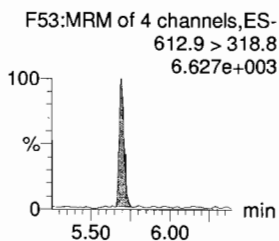
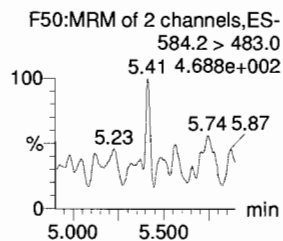
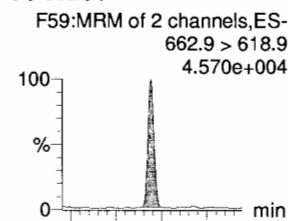
**PFUdA**




**N-MeFOSA**




**PFTrDA**




**d5-N-EtFOSAA**




**13C2-PFDoA**




**13C2-PFUdA**




**13C2-PFUdA**



**d3-N-MeFOSA**



**13C2-PFDoA**

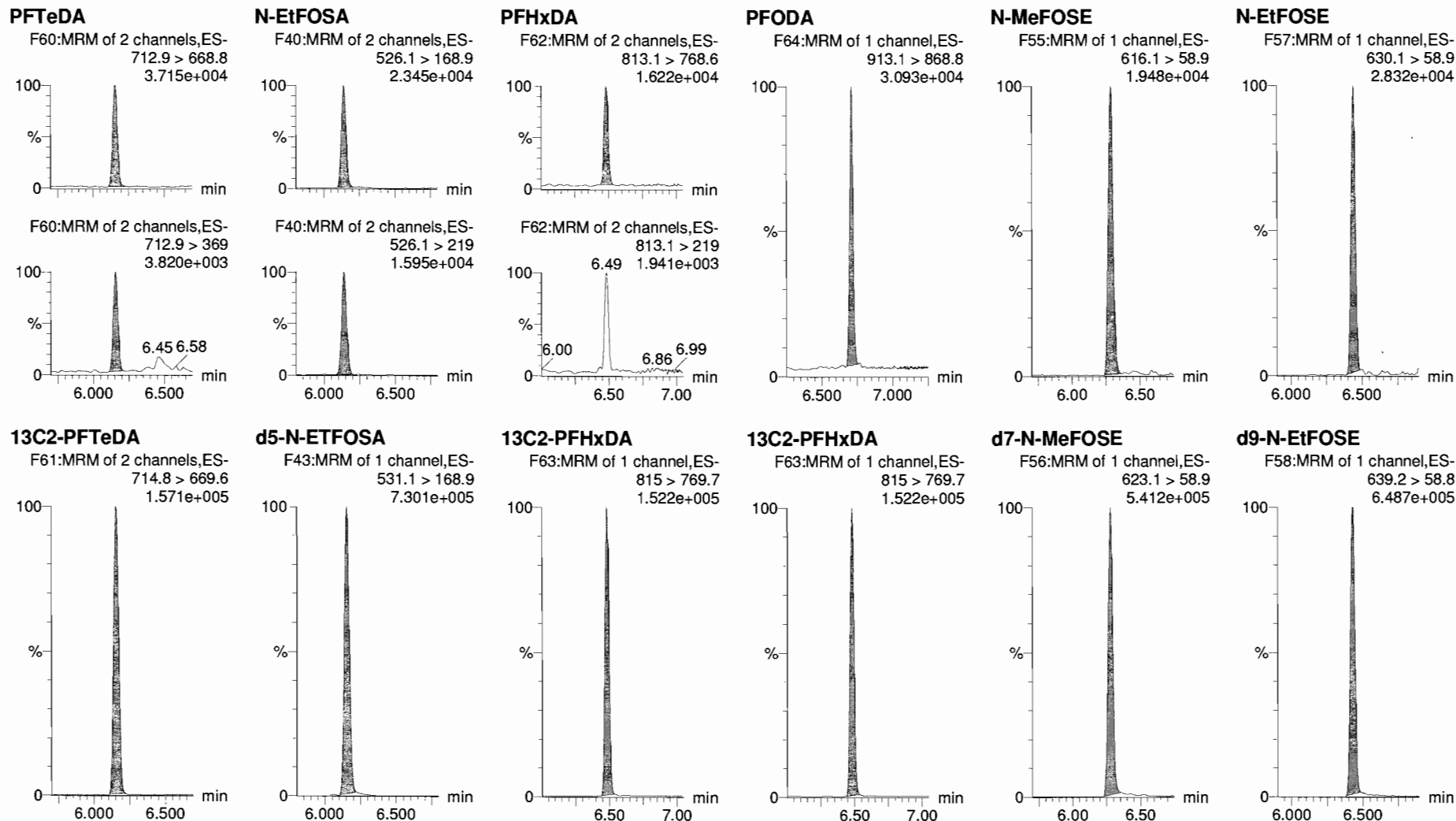


Dataset: Z:\Projects\PFAS.PRO\Results\180215M1\180215M1-60.qld

Last Altered: Friday, February 16, 2018 13:14:24 Pacific Standard Time

Printed: Friday, February 16, 2018 13:14:32 Pacific Standard Time

Name: 180215M1\_60, Date: 16-Feb-2018, Time: 04:03:01, ID: ST180215M1-13 PFC CS0 18B0812, Description: PFC CS0 18B0812



Dataset: Z:\Projects\PFAS.PRO\Results\180215M1\180215M1-60.qld


Last Altered: Friday, February 16, 2018 13:14:24 Pacific Standard Time

Printed: Friday, February 16, 2018 13:14:32 Pacific Standard Time

Name: 180215M1\_60, Date: 16-Feb-2018, Time: 04:03:01, ID: ST180215M1-13 PFC CS0 18B0812, Description: PFC CS0 18B0812


**13C4-PFBA**

F3:MRM of 1 channel,ES-  
217. > 171.8  
1.532e+005




**13C5-PFHxA**

F10:MRM of 1 channel,ES-  
318 > 272.9  
4.758e+005




**13C3-PFHxS**

F18:MRM of 1 channel,ES-  
401.9 > 79.9  
1.194e+005



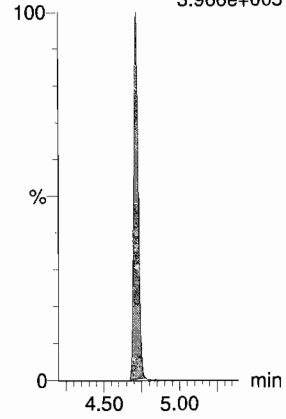
**13C8-PFOA**

F22:MRM of 1 channel,ES-  
421.3 > 376  
4.397e+005




**13C9-PFNA**

F28:MRM of 1 channel,ES-  
472.2 > 426.9  
3.966e+005



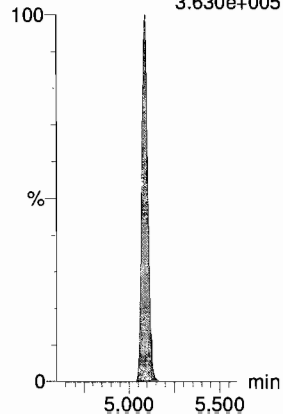
**13C4-PFOS**

F32:MRM of 1 channel,ES-  
503 > 79.9  
1.121e+005




**13C6-PFDA**

F39:MRM of 1 channel,ES-  
519.1 > 473.7  
3.630e+005



**13C7-PFUDa**

F48:MRM of 1 channel,ES-  
570.1 > 524.8  
6.140e+005



Dataset: Z:\Projects\PFAS.PRO\Results\180215M1\180215M1-77.qld

Last Altered: Friday, February 16, 2018 12:47:28 Pacific Standard Time  
Printed: Friday, February 16, 2018 13:16:46 Pacific Standard Time

✓ J.A.  
02/16/2018

Method: Z:\Projects\PFAS.PRO\MethDB\PFAS\_FULL\_80C\_021318.mdb 15 Feb 2018 10:31:04  
Calibration: Z:\Projects\PFAS.PRO\CurveDB\C18\_VAL-PFAS\_Q4\_02-15-18-FULL.cdb 16 Feb 2018 11:08:51

MJT 2/16/18

Name: 180215M1\_77, Date: 16-Feb-2018, Time: 07:18:05, ID: ST180215M1-14 PFC CS3 18B0815, Description: PFC CS3 18B0815

#	Name	Trace	Area	IS Area	RRF	Pred.RT	RT	y Axis Resp.	Conc.	%Rec	Recovery	Out
1	1 PFBA	213.0 > 168.8	1.37e4	1.46e4		1.46	1.40	11.7	11.0	110.4		NO
2	2 PFPeA	263.1 > 218.9	1.36e4	1.73e4		2.42	2.35	9.82	11.1	111.2		NO
3	3 PFBS	299.0 > 79.7	3.01e3	1.93e3		2.60	2.62	19.5	10.9	109.1		NO
4	4 4:2 FTS	327.2>307.2	2.29e3	1.93e3		3.00	3.03	14.9	10.7	107.0		NO
5	5 PFHxA	313.2 > 268.9	1.67e4	5.24e3		3.19	3.13	15.9	11.0	110.3		NO
6	6 PFPeS	349.1>80.1	2.96e3	1.93e3		3.39	3.33	19.2	10.9	109.2		NO
7	7 PFHpA	363.0 > 318.9	1.31e4	1.37e4		3.81	3.75	11.9	9.81	98.1		NO
8	8 L-PFHxS	398.9 > 79.6	2.46e3	1.57e3		3.85	3.90	19.5	11.7	117.2		NO
9	10 6:2 FTS	427.1 > 407	3.00e3	2.22e4		4.28	4.22	1.69	9.02	90.2		NO
10	11 L-PFOA	413 > 368.7	1.66e4	2.22e4		4.30	4.27	9.35	9.46	94.6		NO
11	13 PFHpS	449 > 80.0	3.20e3	4.70e3		4.44	4.38	8.51	9.43	94.3		NO
12	14 PFNA	463.0 > 418.8	1.77e4	1.74e4		4.76	4.71	12.7	10.2	102.4		NO
13	15 PFOSA	498.1 > 77.8	3.81e3	4.33e3		4.83	4.76	11.0	10.3	103.4		NO
14	16 L-PFOS	499 > 79.9	3.60e3	4.70e3		4.88	4.79	9.57	9.73	97.3		NO
15	18 PFDA	513 > 468.8	1.59e4	1.73e4		5.14	5.08	11.5	9.25	92.5		NO
16	19 8:2 FTS	527 > 506.9	3.42e3	2.22e4		5.12	5.06	1.92	9.88	98.8		NO
17	20 PFNS	549.1>80.1	2.92e3	4.70e3		5.08	5.14	7.75	9.47	94.7		NO
18	21 N-MeFOSAA	570.1 > 419	7.81e3	6.85e3		5.29	5.23	14.3	11.1	111.2		NO
19	22 N-EiFOSAA	584.2 > 419	6.27e3	7.09e3		5.45	5.39	11.0	11.2	112.1		NO
20	23 PFUdA	563.0 > 518.9	1.87e4	1.90e4		5.46	5.40	12.3	12.9	128.7		NO
21	24 PFDS	598.8 > 80	4.11e3	2.20e4		5.51	5.45	2.34	7.90	79.0		NO
22	25 PFDoA	612.9 > 569.0	2.01e4	2.20e4		5.74	5.68	11.4	9.75	97.5		NO
23	26 N-MeFOSA	512.1 > 168.9	8.20e3	2.20e4		5.84	5.74	55.9	58.6	117.1		NO
24	27 PFTTrDA	662.9 > 618.9	2.20e4	2.20e4		5.98	5.93	12.5	9.21	92.1		NO
25	28 PFTeDA	712.9 > 668.8	1.63e4	8.40e3		6.20	6.15	24.2	11.4	113.7		NO
26	29 N-EiFOSA	526.1 > 168.9	1.08e4	3.41e4		6.22	6.13	47.4	53.9	107.8		NO
27	30 PFHxDA	813.1 > 768.6	5.96e3	5.13e3		6.51	6.48	5.81	11.4	113.9		NO
28	31 PFODA	913.1 > 868.8	7.95e3	5.13e3		6.74	6.70	7.76	11.0	110.4		NO
29	32 N-MeFOSE	616.1 > 58.9	8.95e3	2.43e4		6.31	6.28	55.1	59.4	118.9		NO
30	33 N-EiFOSE	630.1 > 58.9	9.04e3	2.68e4		6.45	6.44	50.6	47.0	93.9		NO
31	34 13C3-PFBA	216.1 > 171.8	1.46e4	1.66e4	0.901	1.46	1.40	11.1	12.3	98.2		NO
32	35 13C3-PFPeA	266. > 221.8	1.73e4	1.73e4	0.976	2.42	2.35	12.5	12.8	102.4		NO

Dataset: Z:\Projects\PFAS.PRO\Results\180215M1\180215M1-77.qld

Last Altered: Friday, February 16, 2018 12:47:28 Pacific Standard Time

Printed: Friday, February 16, 2018 13:16:46 Pacific Standard Time

Name: 180215M1\_77, Date: 16-Feb-2018, Time: 07:18:05, ID: ST180215M1-14 PFC CS3 18B0815, Description: PFC CS3 18B0815

#	Name	Trace	Area	IS Area	RRF	Pred.RT	RT	y Axis Resp.	Conc.	%Rec	Recovery Out
33	36 13C3-PFBS	302. > 98.8	1.93e3	1.73e4	0.116	2.69	2.62	1.39	12.0	96.3	NO
34	37 13C2-PFHxA	315 > 269.8	5.24e3	1.73e4	0.711	3.19	3.12	3.78	5.31	106.2	NO
35	38 13C4-PFHpA	367.2 > 321.8	1.37e4	1.73e4	0.733	3.81	3.75	9.87	13.5	107.7	NO
36	39 18O2-PFHxS	403.0 > 102.6	1.57e3	4.53e3	0.386	3.96	3.90	4.35	11.3	90.1	NO
37	40 13C2-PFOA	414.9 > 369.7	2.22e4	1.90e4	1.282	4.33	4.27	14.6	11.4	91.2	NO
38	41 13C5-PFNA	468.2 > 422.9	1.74e4	1.74e4	0.935	4.76	4.71	12.5	13.4	106.8	NO
39	42 13C8-PFOA	506.1 > 77.7	4.33e3	1.97e4	0.232	4.83	4.77	2.74	11.8	94.5	NO
40	43 13C8-PFOS	507.0 > 79.9	4.70e3	4.11e3	1.058	4.84	4.79	14.3	13.5	108.1	NO
41	44 13C2-PFDA	515.1 > 469.9	1.73e4	1.81e4	0.943	5.14	5.08	12.0	12.7	101.4	NO
42	45 d3-N-MeFOSAA	573.3 > 419	6.85e3	1.97e4	0.350	5.29	5.23	4.34	12.4	99.1	NO
43	46 d5-N-EtFOSAA	589.3 > 419	7.09e3	1.97e4	0.376	5.45	5.38	4.50	12.0	95.8	NO
44	47 13C2-PFUdA	565 > 519.8	1.90e4	1.97e4	1.020	5.46	5.40	12.1	11.8	94.7	NO
45	48 13C2-PFDoA	615.0 > 569.7	2.20e4	1.97e4	0.902	5.74	5.68	13.9	15.5	123.6	NO
46	49 d3-N-MeFOSA	515.2 > 168.9	2.20e4	1.97e4	0.099	5.84	5.77	14.0	141	94.3	NO
47	50 13C2-PFTeDA	714.8 > 669.6	8.40e3	1.97e4	0.420	6.20	6.15	5.33	12.7	101.4	NO
48	51 d5-N-ETFOSA	531.1 > 168.9	3.41e4	1.97e4	0.142	6.22	6.15	21.6	152	101.5	NO
49	52 13C2-PFHxDA	815 > 769.7	5.13e3	1.97e4	0.697	6.51	6.48	3.25	4.66	93.3	NO
50	53 d7-N-MeFOSE	623.1 > 58.9	2.43e4	1.97e4	0.119	6.31	6.27	15.4	129	86.2	NO
51	54 d9-N-EtFOSE	639.2 > 58.8	2.68e4	1.97e4	0.121	6.45	6.43	17.0	140	93.7	NO
52	55 13C4-PFBA	217. > 171.8	1.66e4	1.66e4	1.000	1.46	1.40	12.5	12.5	100.0	NO
53	56 13C5-PFHxA	318 > 272.9	1.73e4	1.73e4	1.000	3.19	3.12	12.5	12.5	100.0	NO
54	57 13C3-PFHxS	401.9 > 79.9	4.53e3	4.53e3	1.000	3.96	3.90	12.5	12.5	100.0	NO
55	58 13C8-PFOA	421.3 > 376	1.90e4	1.90e4	1.000	4.33	4.27	12.5	12.5	100.0	NO
56	59 13C9-PFNA	472.2 > 426.9	1.74e4	1.74e4	1.000	4.70	4.71	12.5	12.5	100.0	NO
57	60 13C4-PFOS	503 > 79.9	4.11e3	4.11e3	1.000	4.84	4.79	12.5	12.5	100.0	NO
58	61 13C6-PFDA	519.1 > 473.7	1.81e4	1.81e4	1.000	5.14	5.08	12.5	12.5	100.0	NO
59	62 13C7-PFUdA	570.1 > 524.8	1.97e4	1.97e4	1.000	5.46	5.41	12.5	12.5	100.0	NO

Vista Analytical Laboratory

Dataset: Untitled

Last Altered: Friday, February 16, 2018 13:01:57 Pacific Standard Time

Printed: Friday, February 16, 2018 13:03:23 Pacific Standard Time

Method: Z:\Projects\PFAS.PRO\MethDB\PFAS\_FULL\_80C\_020218.mdb 11 Feb 2018 13:54:26

Calibration: Z:\Projects\PFAS.PRO\CurveDB\C18\_VAL-PFAS\_Q4\_02-05-18-FULL.cdb 06 Feb 2018 09:06:52

Compound name: PFBA

	Name	ID	Acq.Date	Acq.Time
1	180215M1_1	IPA	15-Feb-18	16:46:16
2	180215M1_2	ST180215M1-1 PFC CS-2 18B0810	15-Feb-18	16:57:41
3	180215M1_3	ST180215M1-2 PFC CS-1 18B0811	15-Feb-18	17:09:08
4	180215M1_4	ST180215M1-3 PFC CS0 18B0812	15-Feb-18	17:20:34 ✓
5	180215M1_5	ST180215M1-4 PFC CS1 18B0813	15-Feb-18	17:32:04
6	180215M1_6	ST180215M1-5 PFC CS2 18B0814	15-Feb-18	17:43:33
7	180215M1_7	ST180215M1-6 PFC CS3 18B0815	15-Feb-18	17:55:01
8	180215M1_8	ST180215M1-7 PFC CS4 18B0816	15-Feb-18	18:06:27
9	180215M1_9	ST180215M1-8 PFC CS5 18B0817	15-Feb-18	18:17:55
10	180215M1_10	ST180215M1-9 PFC CS6 18B0818	15-Feb-18	18:29:24
11	180215M1_11	ST180215M1-10 PFC CS7 18B0819	15-Feb-18	18:40:54
12	180215M1_12	IPA	15-Feb-18	18:52:21
13	180215M1_13	ICV180215M1-1 PFC ICV 18B0809	15-Feb-18	19:03:49
14	180215M1_14	IPA	15-Feb-18	19:15:19
15	180215M1_15	B8B0002-BS1 OPR 0.25	15-Feb-18	19:26:50
16	180215M1_16	B8B0002-BLK1 Method Blank 0.25	15-Feb-18	19:38:15
17	180215M1_17	1800223-01 GW4549180122RAP 0.2513	15-Feb-18	19:49:41
18	180215M1_18	1800223-02 GW1216180123RAP 0.26017	15-Feb-18	20:01:08
19	180215M1_19	1800223-03 GW2226180123RAP 0.25579	15-Feb-18	20:12:35
20	180215M1_20	1800223-04 GW3236180123RAP 0.25731	15-Feb-18	20:24:02
21	180215M1_21	1800223-05 GW4246180124RAP 0.2492	15-Feb-18	20:35:31
22	180215M1_22	1800223-06 GW0913180125RAP 0.25664	15-Feb-18	20:47:00
23	180215M1_23	1800224-01 WT1801250820MK 0.25379	15-Feb-18	20:58:30
24	180215M1_24	1800224-02 WT1801250835MK 0.24745	15-Feb-18	21:10:00
25	180215M1_25	1800224-03 WT1801250850MK 0.25507	15-Feb-18	21:21:29
26	180215M1_26	1800224-04 WT1801250915MK 0.25436 ✓	15-Feb-18	21:32:58
27	180215M1_27	IPA ✓	15-Feb-18	21:44:25
28	180215M1_28	✓ ST180215M1-11 PFC CS3 18B0815	15-Feb-18	21:55:52
29	180215M1_29	IPA	15-Feb-18	22:07:19
30	180215M1_30	1800224-05 WT1801250925MK 0.24444	15-Feb-18	22:18:45
31	180215M1_31	1800224-06 WT1801250940MK 0.2554	15-Feb-18	22:30:15

Dataset: Untitled

Last Altered: Friday, February 16, 2018 13:01:57 Pacific Standard Time

Printed: Friday, February 16, 2018 13:03:23 Pacific Standard Time

Compound name: PFBA

	Name	ID	Acq.Date	Acq.Time
32	180215M1_32	1800224-07 WT1801250955MK 0.24484	15-Feb-18	22:41:45
33	180215M1_33	1800224-08 FB1801250855MK 0.25341	15-Feb-18	22:53:14
34	180215M1_34	1800224-09 WT1801251010MK 0.25529	15-Feb-18	23:04:43
35	180215M1_35	1800224-10 WT1801251055MK 0.24893	15-Feb-18	23:16:12
36	180215M1_36	1800224-11 WT1801251110MK 0.25872	15-Feb-18	23:27:41
37	180215M1_37	1800224-12 WT1801251125MK 0.26067	15-Feb-18	23:39:08
38	180215M1_38	1800224-13 WT1801251135MK 0.25341	15-Feb-18	23:50:35
39	180215M1_39	B8A0135-BS1 OPR 0.25	16-Feb-18	00:02:02
40	180215M1_40	B8A0135-BLK1 Method Blank 0.25	16-Feb-18	00:13:29
41	180215M1_41	1800079-03 WS 258 0.00025	16-Feb-18	00:24:58
42	180215M1_42	IPA	16-Feb-18	00:36:27
43	180215M1_43	✓ ST180215M1-12 PFC CS3 18B0815	16-Feb-18	00:47:54
44	180215M1_44	IPA	16-Feb-18	00:59:24
45	180215M1_45	B8B0053-BS1 OPR 1	16-Feb-18	01:10:54
46	180215M1_46	B8B0053-BLK1 Method Blank 1	16-Feb-18	01:22:23
47	180215M1_47	B8B0053-MS1 Matrix Spike 1.08	16-Feb-18	01:33:52
48	180215M1_48	B8B0053-MSD1 Matrix Spike Dup 1.13	16-Feb-18	01:45:23
49	180215M1_49	1800266-01 WI-AF-SB606-0001-0118 2.37	16-Feb-18	01:56:49
50	180215M1_50	1800266-02 WI-AF-SB606-0405-0118 1.2	16-Feb-18	02:08:16
51	180215M1_51	1800266-03 WI-AF-SB606-06.507.5-0118 1.23	16-Feb-18	02:19:45
52	180215M1_52	1800266-04 WI-AF-SB605-0001-0118 1.23	16-Feb-18	02:31:15
53	180215M1_53	1800266-05 WI-AF-SB605-0202.5-0118 1.35	16-Feb-18	02:42:44
54	180215M1_54	1800266-06 WI-AF-SB605-03.504.5-0118 1.21	16-Feb-18	02:54:14
55	180215M1_55	1800266-07 WI-AF-SB608-0002-0118 1.23	16-Feb-18	03:05:41
56	180215M1_56	1800266-08 WI-AF-SB608-02.503.5-0118 1.16	16-Feb-18	03:17:07
57	180215M1_57	1800266-09 WI-AF-SB608-08.509.5-0118 1.15	16-Feb-18	03:28:34
58	180215M1_58	1800266-10 WI-AF-SB608-3940-0118 1.12	16-Feb-18	03:40:03
59	180215M1_59	IPA ✓	16-Feb-18	03:51:33
60	180215M1_60	✓ ST180215M1-13 PFC CS0 18B0812	16-Feb-18	04:03:01 ✓
61	180215M1_61	IPA	16-Feb-18	04:14:30
62	180215M1_62	1800266-11 WI-AF-SB609-00.501.5-0118 1.21	16-Feb-18	04:26:00
63	180215M1_63	1800266-12 WI-AF-SB609-0607-0118 1.3	16-Feb-18	04:37:26
64	180215M1_64	1800266-13 WI-AF-SB609P-0607-0118 1.34	16-Feb-18	04:48:56
65	180215M1_65	1800266-14 WI-AF-SB609-0708-0118 1.07	16-Feb-18	05:00:26

Dataset: Untitled

Last Altered: Friday, February 16, 2018 13:01:57 Pacific Standard Time

Printed: Friday, February 16, 2018 13:03:23 Pacific Standard Time

Compound name: PFBA

	Name	ID	Acq.Date	Acq.Time
66	180215M1_66	1800266-15 WI-AF-SB609-3940-0118 1.19	16-Feb-18	05:11:53
67	180215M1_67	1800266-16 WI-AF-SB610-0001.5-0118 1.23	16-Feb-18	05:23:22
68	180215M1_68	1800266-17 WI-AF-SB610-07.508-0118 1.25	16-Feb-18	05:34:52
69	180215M1_69	B8B0049-BS1 OPR 0.25	16-Feb-18	05:46:20
70	180215M1_70	B8B0049-BLK1 Method Blank 0.25	16-Feb-18	05:57:50
71	180215M1_71	B8B0049-MS1 Matrix Spike 0.26986	16-Feb-18	06:09:17
72	180215M1_72	B8B0049-MSD1 Matrix Spike Dup 0.26779	16-Feb-18	06:20:44
73	180215M1_73	1800260-01 MCA-MW-101R 0.2647	16-Feb-18	06:32:10
74	180215M1_74	1800260-02 MCA-MW-105S 0.26832	16-Feb-18	06:43:38
75	180215M1_75	1800260-03 MCA-MW-107R 0.27335	16-Feb-18	06:55:07
76	180215M1_76	IPA	16-Feb-18	07:06:36
77	180215M1_77	ST180215M1-14 PFC CS3 18B0815	16-Feb-18	07:18:05
78	180215M1_78	IPA	16-Feb-18	07:29:34



Dataset: Z:\Projects\PFAS.PRO\Results\180215M1\180215M1-77.qld

Last Altered: Friday, February 16, 2018 12:47:28 Pacific Standard Time

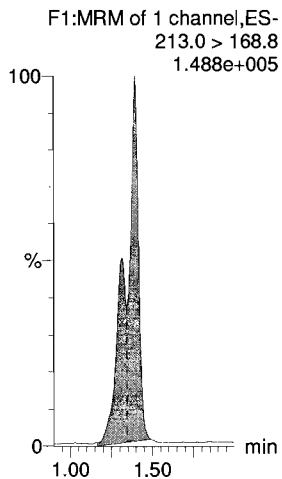
Printed: Friday, February 16, 2018 13:16:46 Pacific Standard Time

Method: Z:\Projects\PFAS.PRO\MethDB\PFAS\_FULL\_80C\_021318.mdb 15 Feb 2018 10:31:04


Calibration: Z:\Projects\PFAS.PRO\CurveDB\C18\_VAL-PFAS\_Q4\_02-15-18-FULL.cdb 16 Feb 2018 11:08:51

Name: 180215M1\_77, Date: 16-Feb-2018, Time: 07:18:05, ID: ST180215M1-14 PFC CS3 18B0815, Description: PFC CS3 18B0815

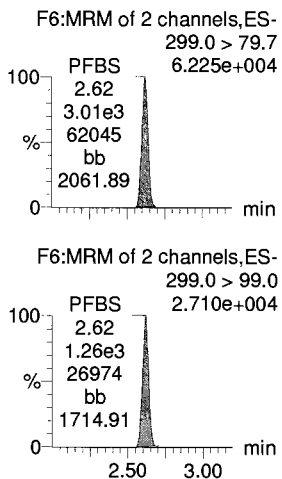
**PFBA**



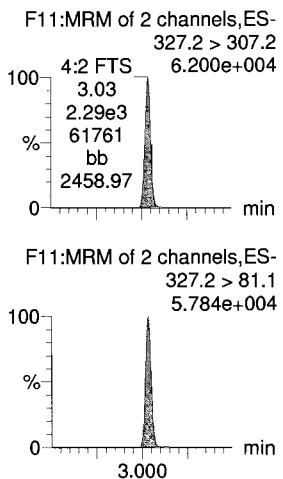
**PFPeA**



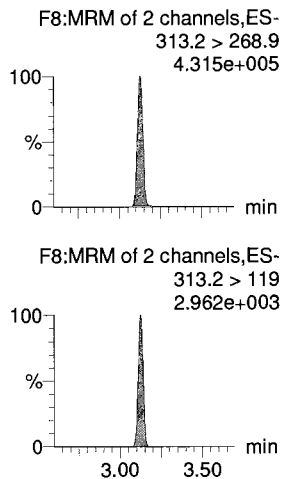
**PFBS**



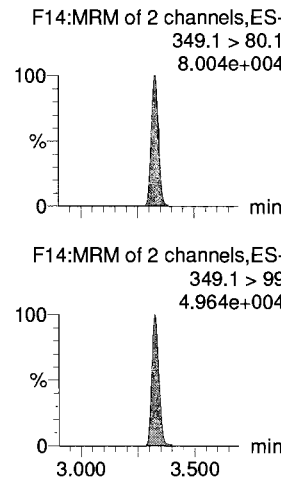
**4:2 FTS**



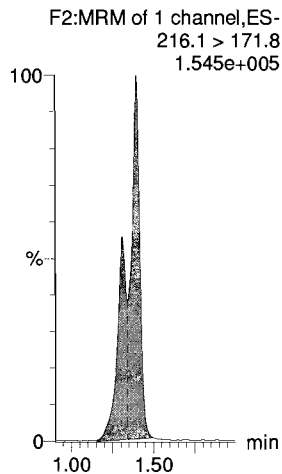
**PFHxA**



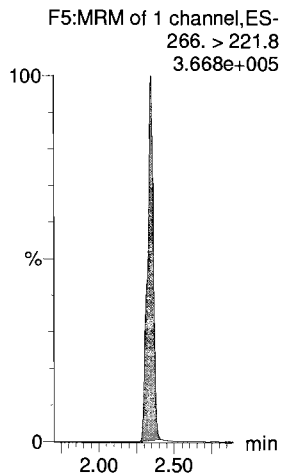
**PFPeS**




**13C3-PFBA**



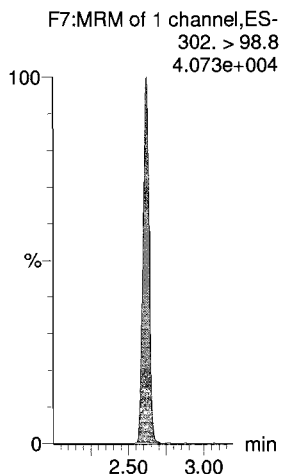
**13C3-PFPeA**



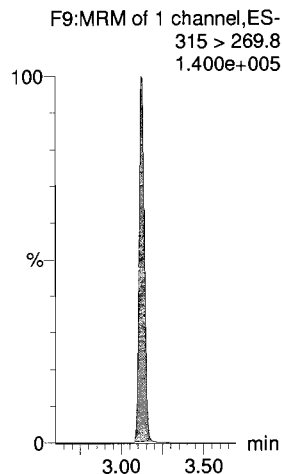
**13C3-PFBS**



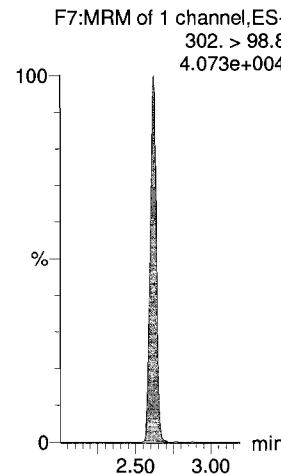
**13C3-PFBS**



**13C2-PFHxA**



**13C3-PFBS**

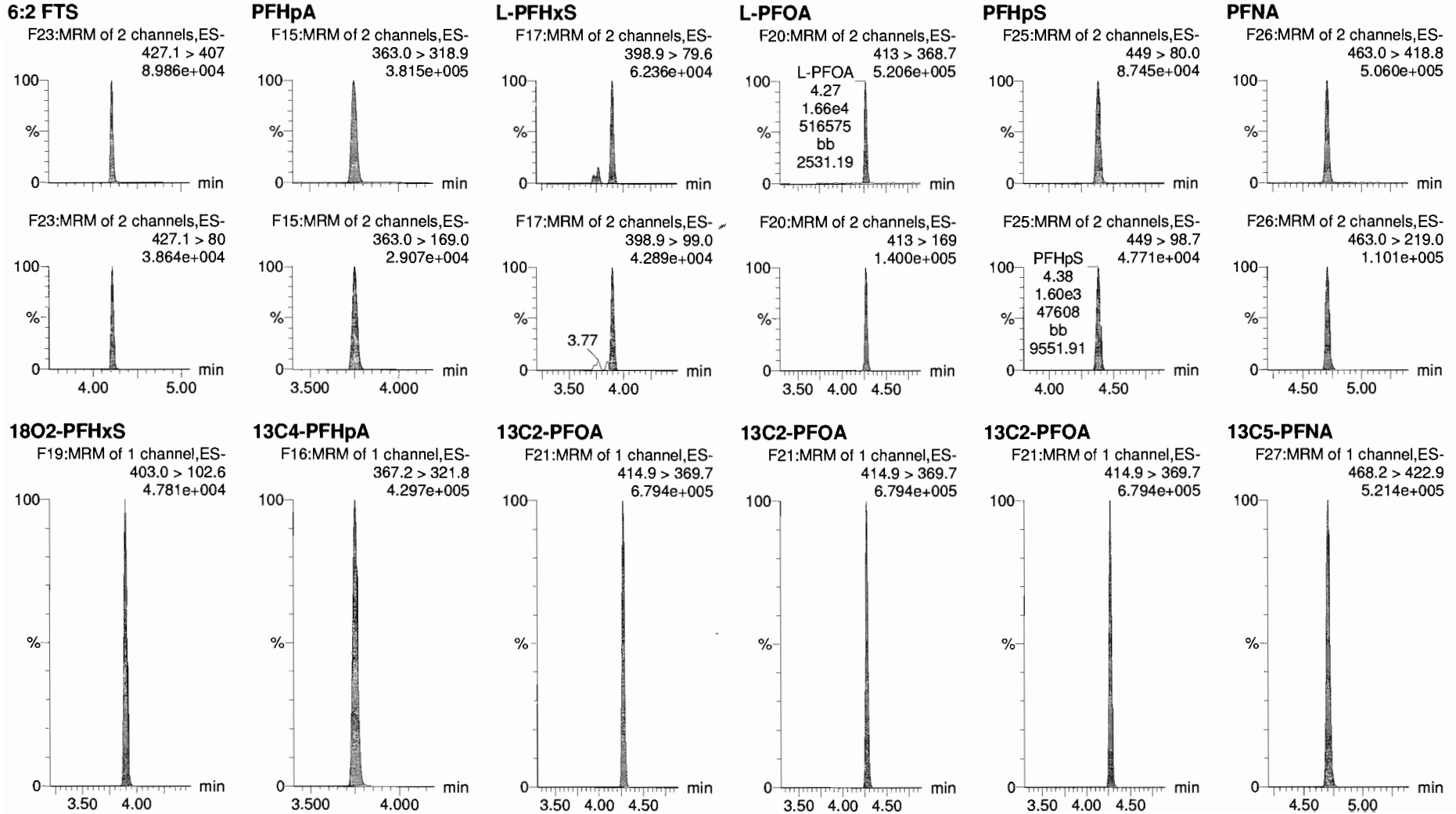


Dataset: Z:\Projects\PFAS.PRO\Results\180215M1\180215M1-77.qld

Last Altered: Friday, February 16, 2018 12:47:28 Pacific Standard Time

Printed: Friday, February 16, 2018 13:16:46 Pacific Standard Time

Name: 180215M1\_77, Date: 16-Feb-2018, Time: 07:18:05, ID: ST180215M1-14 PFC CS3 18B0815, Description: PFC CS3 18B0815



Dataset: Z:\Projects\PFAS.PRO\Results\180215M1\180215M1-77.qld


Last Altered: Friday, February 16, 2018 12:47:28 Pacific Standard Time

Printed: Friday, February 16, 2018 13:16:46 Pacific Standard Time

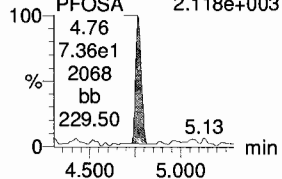
Name: 180215M1\_77, Date: 16-Feb-2018, Time: 07:18:05, ID: ST180215M1-14 PFC CS3 18B0815, Description: PFC CS3 18B0815

**PFOSA**

F29:MRM of 4 channels,ES-  
498.1 > 77.8  
1.057e+005

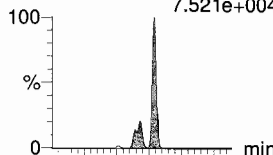


F29:MRM of 4 channels,ES-  
498.1 > 478  
2.118e+003

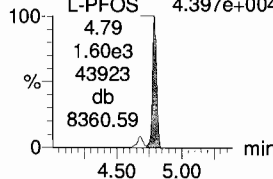


**L-PFOS**

F31:MRM of 2 channels,ES-  
499 > 79.9  
7.521e+004




F31:MRM of 2 channels,ES-  
499 > 99  
4.397e+004

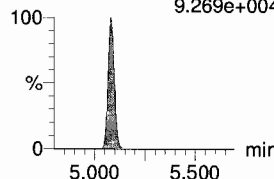


**PFDA**

F36:MRM of 2 channels,ES-  
513 > 468.8  
3.988e+005

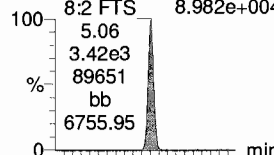


F36:MRM of 2 channels,ES-  
513 > 219  
9.269e+004

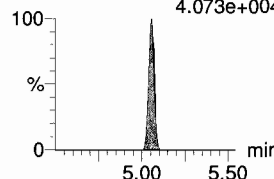


**8:2 FTS**

F41:MRM of 2 channels,ES-  
527 > 506.9  
8.982e+004

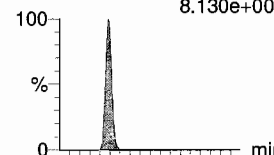


F41:MRM of 2 channels,ES-  
527 > 80  
4.073e+004

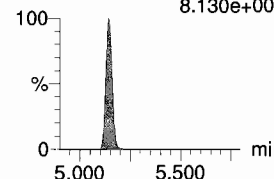


**PFNS**

F44:MRM of 2 channels,ES-  
549.1 > 80.1  
8.130e+004

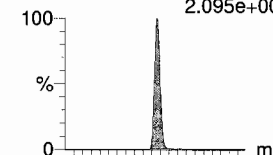


F44:MRM of 2 channels,ES-  
549.1 > 80.1  
8.130e+004

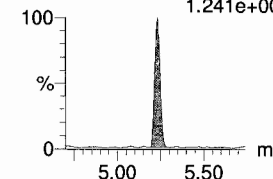


**N-MeFOSAA**

F47:MRM of 2 channels,ES-  
570.1 > 419  
2.095e+005




F47:MRM of 2 channels,ES-  
570.1 > 483.0  
1.241e+004




**13C8-PFOSA**

F33:MRM of 1 channel,ES-  
506.1 > 77.7  
1.210e+005




**13C8-PFOS**

F34:MRM of 1 channel,ES-  
507.0 > 79.9  
1.315e+005




**13C2-PFDA**

F37:MRM of 1 channel,ES-  
515.1 > 469.9  
4.547e+005




**13C2-PFOA**

F21:MRM of 1 channel,ES-  
414.9 > 369.7  
6.794e+005




**13C2-PFOA**

F21:MRM of 1 channel,ES-  
414.9 > 369.7  
6.794e+005



**d3-N-MeFOSAA**

F49:MRM of 1 channel,ES-  
573.3 > 419  
1.917e+005



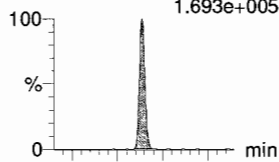
Dataset: Z:\Projects\PFAS.PRO\Results\180215M1\180215M1-77.qld

Last Altered: Friday, February 16, 2018 12:47:28 Pacific Standard Time  
Printed: Friday, February 16, 2018 13:16:46 Pacific Standard Time

Name: 180215M1\_77, Date: 16-Feb-2018, Time: 07:18:05, ID: ST180215M1-14 PFC CS3 18B0815, Description: PFC CS3 18B0815

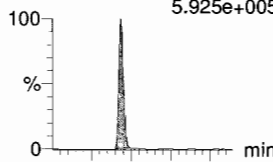
**N-EtFOSAA**

F50:MRM of 2 channels,ES-  
584.2 > 419  
1.693e+005



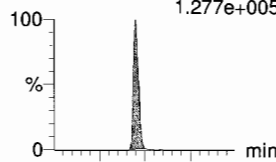
**PFDoA**

F53:MRM of 4 channels,ES-  
612.9 > 569.0  
5.925e+005



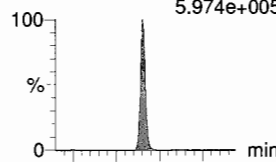
**PFDS**

F52:MRM of 2 channels,ES-  
598.8 > 80  
1.277e+005



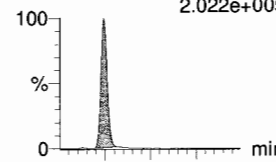
**PFUdA**

F45:MRM of 2 channels,ES-  
563.0 > 518.9  
5.974e+005



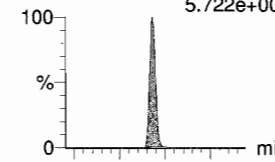
**N-MeFOSA**

F35:MRM of 2 channels,ES-  
512.1 > 168.9  
2.022e+005

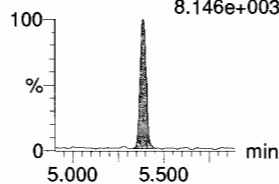


**PFTrDA**

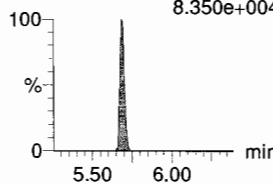
F59:MRM of 2 channels,ES-  
662.9 > 618.9  
5.722e+005



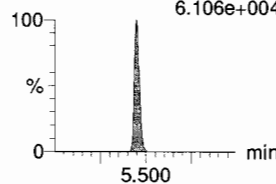
F50:MRM of 2 channels,ES-  
584.2 > 483.0  
8.146e+003



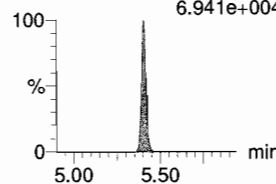
F53:MRM of 4 channels,ES-  
612.9 > 318.8  
8.350e+004



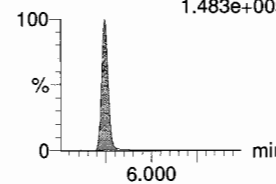
F52:MRM of 2 channels,ES-  
598.8 > 98.7  
6.106e+004



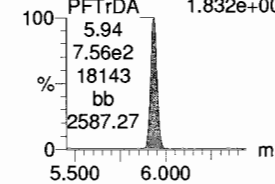
F45:MRM of 2 channels,ES-  
563.0 > 269  
6.941e+004



F35:MRM of 2 channels,ES-  
512.1 > 219  
1.483e+005




F59:MRM of 2 channels,ES-  
662.9 > 319  
1.832e+004




**d5-N-EtFOSAA**

F51:MRM of 1 channel,ES-  
589.3 > 419  
1.963e+005




**13C2-PFDoA**

F54:MRM of 2 channels,ES-  
615.0 > 569.7  
6.654e+005




**13C2-PFUdA**

F46:MRM of 1 channel,ES-  
565 > 519.8  
5.046e+005




**13C2-PFUdA**

F46:MRM of 1 channel,ES-  
565 > 519.8  
5.046e+005




**d3-N-MeFOSA**

F38:MRM of 1 channel,ES-  
515.2 > 168.9  
5.517e+005



**13C2-PFDoA**

F54:MRM of 2 channels,ES-  
615.0 > 569.7  
6.654e+005

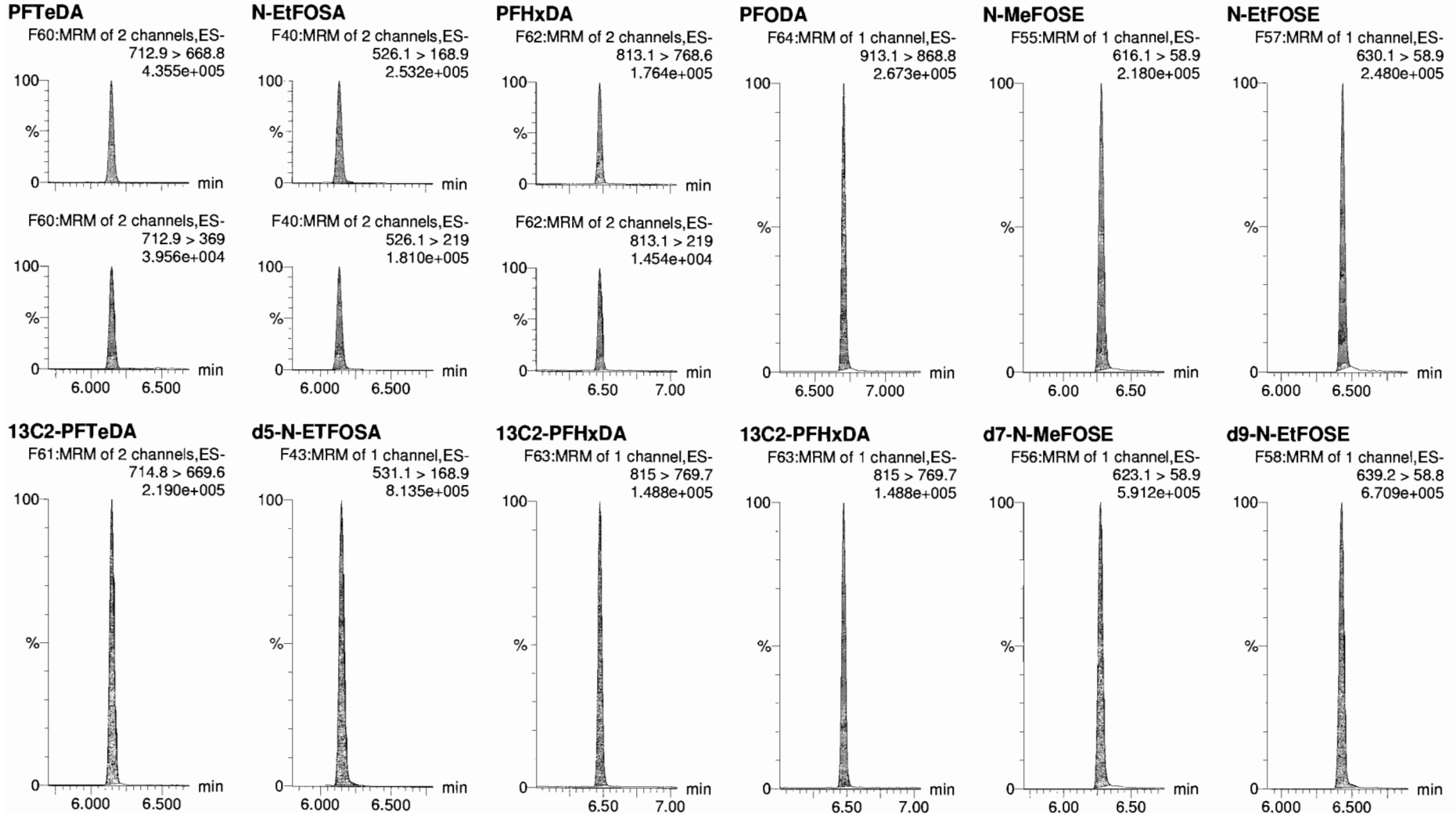


Dataset: Z:\Projects\PFAS.PRO\Results\180215M1\180215M1-77.qld

Last Altered: Friday, February 16, 2018 12:47:28 Pacific Standard Time

Printed: Friday, February 16, 2018 13:16:46 Pacific Standard Time

Name: 180215M1\_77, Date: 16-Feb-2018, Time: 07:18:05, ID: ST180215M1-14 PFC CS3 18B0815, Description: PFC CS3 18B0815



Dataset: Z:\Projects\PFAS.PRO\Results\180215M1\180215M1-77.qld


Last Altered: Friday, February 16, 2018 12:47:28 Pacific Standard Time

Printed: Friday, February 16, 2018 13:16:46 Pacific Standard Time

Name: 180215M1\_77, Date: 16-Feb-2018, Time: 07:18:05, ID: ST180215M1-14 PFC CS3 18B0815, Description: PFC CS3 18B0815


**13C4-PFBA**

F3:MRM of 1 channel,ES-  
217. > 171.8  
1.777e+005




**13C5-PFHxA**

F10:MRM of 1 channel,ES-  
318 > 272.9  
4.622e+005



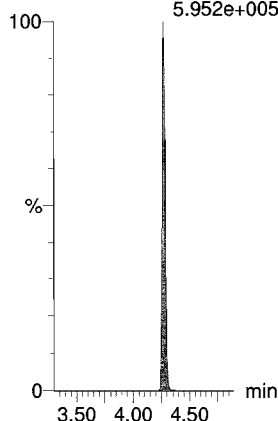
**13C3-PFHxS**

F18:MRM of 1 channel,ES-  
401.9 > 79.9  
1.412e+005



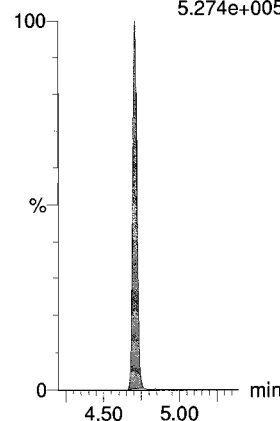
**13C8-PFOA**

F22:MRM of 1 channel,ES-  
421.3 > 376  
5.952e+005



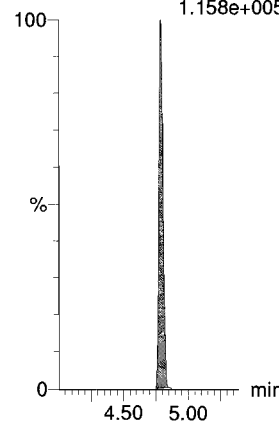
**13C9-PFNA**

F28:MRM of 1 channel,ES-  
472.2 > 426.9  
5.274e+005




**13C4-PFOS**

F32:MRM of 1 channel,ES-  
503 > 79.9  
1.158e+005




**13C6-PFDA**

F39:MRM of 1 channel,ES-  
519.1 > 473.7  
4.731e+005



**13C7-PFUDa**

F48:MRM of 1 channel,ES-  
570.1 > 524.8  
5.720e+005



Dataset: Untitled

Last Altered: Tuesday, February 20, 2018 09:31:12 Pacific Standard Time

Printed: Tuesday, February 20, 2018 09:31:31 Pacific Standard Time

Method: F:\Projects\PFAS.PRO\MethDB\PFAS\_RS-2-5-18.mdb 06 Feb 2018 10:46:28  
 Calibration: 20 Feb 2018 09:30:15

Name: 180218M1\_9, Date: 18-Feb-2018, Time: 15:20:03, ID: ST180218M1-6 PFC CS3 18B0815, Description: PFC CS3 18B0815

	# Name	ID	Area	%Rec	Area Out
1	1 13C4-PFBA	ST180218M1-6 PFC CS3 18B0815	1.32e4	100.0	NO
2	2 13C5-PFHxA	ST180218M1-6 PFC CS3 18B0815	2.56e4	100.0	NO
3	3 13C3-PFHxS	ST180218M1-6 PFC CS3 18B0815	6.77e3	100.0	NO
4	4 13C8-PFOA	ST180218M1-6 PFC CS3 18B0815	1.93e4	100.0	NO
5	5 13C9-PFNA	ST180218M1-6 PFC CS3 18B0815	2.20e4	100.0	NO
6	6 13C4-PFOS	ST180218M1-6 PFC CS3 18B0815	6.56e3	100.0	NO
7	7 13C6-PFDA	ST180218M1-6 PFC CS3 18B0815	2.19e4	100.0	NO
8	8 13C7-PFUDa	ST180218M1-6 PFC CS3 18B0815	2.58e4	100.0	NO

Name: 180218M1\_10, Date: 18-Feb-2018, Time: 15:31:32, ID: ST180218M1-7 PFC CS4 18B0816, Description: PFC CS4 18B0816

	# Name	ID	Area	%Rec	Area Out
1	1 13C4-PFBA	ST180218M1-7 PFC CS4 18B0816	1.06e4	80.2	NO
2	2 13C5-PFHxA	ST180218M1-7 PFC CS4 18B0816	2.15e4	83.7	NO
3	3 13C3-PFHxS	ST180218M1-7 PFC CS4 18B0816	5.15e3	76.1	NO
4	4 13C8-PFOA	ST180218M1-7 PFC CS4 18B0816	1.41e4	73.1	NO
5	5 13C9-PFNA	ST180218M1-7 PFC CS4 18B0816	1.75e4	79.7	NO
6	6 13C4-PFOS	ST180218M1-7 PFC CS4 18B0816	5.40e3	82.4	NO
7	7 13C6-PFDA	ST180218M1-7 PFC CS4 18B0816	1.86e4	85.1	NO
8	8 13C7-PFUDa	ST180218M1-7 PFC CS4 18B0816	2.51e4	97.1	NO

Name: 180218M1\_11, Date: 18-Feb-2018, Time: 15:43:01, ID: ST180218M1-8 PFC CS5 18B0817, Description: PFC CS5 18B0817

	# Name	ID	Area	%Rec	Area Out
1	1 13C4-PFBA	ST180218M1-8 PFC CS5 18B0817	1.05e4	79.4	NO
2	2 13C5-PFHxA	ST180218M1-8 PFC CS5 18B0817	1.86e4	72.6	NO
3	3 13C3-PFHxS	ST180218M1-8 PFC CS5 18B0817	5.21e3	76.9	NO
4	4 13C8-PFOA	ST180218M1-8 PFC CS5 18B0817	1.35e4	70.0	NO
5	5 13C9-PFNA	ST180218M1-8 PFC CS5 18B0817	1.83e4	83.1	NO
6	6 13C4-PFOS	ST180218M1-8 PFC CS5 18B0817	4.88e3	74.3	NO
7	7 13C6-PFDA	ST180218M1-8 PFC CS5 18B0817	1.61e4	73.8	NO
8	8 13C7-PFUDa	ST180218M1-8 PFC CS5 18B0817	1.85e4	71.7	NO

Name: 180218M1\_12, Date: 18-Feb-2018, Time: 15:54:29, ID: ST180218M1-9 PFC CS6 18B0818, Description: PFC CS6 18B0818

	# Name	ID	Area	%Rec	Area Out
1	1 13C4-PFBA	ST180218M1-9 PFC CS6 18B0818	1.03e4	78.5	NO
2	2 13C5-PFHxA	ST180218M1-9 PFC CS6 18B0818	1.90e4	74.3	NO
3	3 13C3-PFHxS	ST180218M1-9 PFC CS6 18B0818	4.95e3	73.1	NO
4	4 13C8-PFOA	ST180218M1-9 PFC CS6 18B0818	1.39e4	72.1	NO
5	5 13C9-PFNA	ST180218M1-9 PFC CS6 18B0818	1.62e4	73.7	NO
6	6 13C4-PFOS	ST180218M1-9 PFC CS6 18B0818	4.69e3	71.4	NO
7	7 13C6-PFDA	ST180218M1-9 PFC CS6 18B0818	1.69e4	77.1	NO
8	8 13C7-PFUDa	ST180218M1-9 PFC CS6 18B0818	1.70e4	65.8	NO

Dataset: Untitled

Last Altered: Tuesday, February 20, 2018 09:31:12 Pacific Standard Time

Printed: Tuesday, February 20, 2018 09:31:31 Pacific Standard Time

**Name: 180218M1\_13, Date: 18-Feb-2018, Time: 16:05:58, ID: ST180218M1-10 PFC CS7 18B0819, Description: PFC CS7 18B0819**

	# Name	ID	Area	%Rec	Area Out
1	1 13C4-PFBA	ST180218M1-10 PFC CS7 18B0819	9.87e3	74.9	NO
2	2 13C5-PFHxA	ST180218M1-10 PFC CS7 18B0819	1.65e4	64.4	NO
3	3 13C3-PFHxS	ST180218M1-10 PFC CS7 18B0819	4.32e3	63.8	NO
4	4 13C8-PFOA	ST180218M1-10 PFC CS7 18B0819	1.30e4	67.6	NO
5	5 13C9-PFNA	ST180218M1-10 PFC CS7 18B0819	1.62e4	73.7	NO
6	6 13C4-PFOS	ST180218M1-10 PFC CS7 18B0819	4.16e3	63.4	NO
7	7 13C6-PFDA	ST180218M1-10 PFC CS7 18B0819	1.59e4	72.6	NO
8	8 13C7-PFUdA	ST180218M1-10 PFC CS7 18B0819	1.62e4	62.6	NO

**Name: 180218M1\_14, Date: 18-Feb-2018, Time: 16:17:29, ID: IPA, Description: IPA**

	# Name	ID	Area	%Rec	Area Out
1	1 13C4-PFBA	IPA			NO
2	2 13C5-PFHxA	IPA			NO
3	3 13C3-PFHxS	IPA			NO
4	4 13C8-PFOA	IPA			NO
5	5 13C9-PFNA	IPA			NO
6	6 13C4-PFOS	IPA			NO
7	7 13C6-PFDA	IPA			NO
8	8 13C7-PFUdA	IPA			NO

**Name: 180218M1\_15, Date: 18-Feb-2018, Time: 16:28:57, ID: ICV180218M1-1 PFC ICV 18B0809, Description: PFC ICV 18B0809**

	# Name	ID	Area	%Rec	Area Out
1	1 13C4-PFBA	ICV180218M1-1 PFC ICV 18B0809	1.08e4	81.9	NO
2	2 13C5-PFHxA	ICV180218M1-1 PFC ICV 18B0809	2.20e4	86.0	NO
3	3 13C3-PFHxS	ICV180218M1-1 PFC ICV 18B0809	5.23e3	77.3	NO
4	4 13C8-PFOA	ICV180218M1-1 PFC ICV 18B0809	1.68e4	87.4	NO
5	5 13C9-PFNA	ICV180218M1-1 PFC ICV 18B0809	1.86e4	84.6	NO
6	6 13C4-PFOS	ICV180218M1-1 PFC ICV 18B0809	5.54e3	84.5	NO
7	7 13C6-PFDA	ICV180218M1-1 PFC ICV 18B0809	1.84e4	83.9	NO
8	8 13C7-PFUdA	ICV180218M1-1 PFC ICV 18B0809	2.09e4	80.8	NO

**Name: 180218M1\_16, Date: 18-Feb-2018, Time: 16:40:28, ID: IPA, Description: IPA**

	# Name	ID	Area	%Rec	Area Out
1	1 13C4-PFBA	IPA			NO
2	2 13C5-PFHxA	IPA			NO
3	3 13C3-PFHxS	IPA			NO
4	4 13C8-PFOA	IPA			NO
5	5 13C9-PFNA	IPA			NO
6	6 13C4-PFOS	IPA			NO
7	7 13C6-PFDA	IPA			NO
8	8 13C7-PFUdA	IPA			NO



Dataset: Untitled

Last Altered: Tuesday, February 20, 2018 09:31:12 Pacific Standard Time

Printed: Tuesday, February 20, 2018 09:31:31 Pacific Standard Time

**Name: 180218M1\_17, Date: 18-Feb-2018, Time: 16:52:00, ID: 1800260-04 MCA-MW-108R 0.273, Description: MCA-MW-108R**

	# Name	ID	Area	%Rec	Area Out
1	1 13C4-PFBA	1800260-04 MCA-MW-108R 0.273	1.13e4	85.6	NO
2	2 13C5-PFHxA	1800260-04 MCA-MW-108R 0.273	1.39e4	54.1	NO
3	3 13C3-PFHxS	1800260-04 MCA-MW-108R 0.273	3.85e3	56.9	NO
4	4 13C8-PFOA	1800260-04 MCA-MW-108R 0.273	1.10e4	57.2	NO
5	5 13C9-PFNA	1800260-04 MCA-MW-108R 0.273	1.52e4	69.3	NO
6	6 13C4-PFOS	1800260-04 MCA-MW-108R 0.273	3.26e3	49.6	YES
7	7 13C6-PFDA	1800260-04 MCA-MW-108R 0.273	1.53e4	69.7	NO
8	8 13C7-PFUDa	1800260-04 MCA-MW-108R 0.273	1.56e4	60.3	NO

**Name: 180218M1\_18, Date: 18-Feb-2018, Time: 17:03:23, ID: 1800260-05 MCA-MW-105R 0.27215, Description: MCA-MW-105R**

	# Name	ID	Area	%Rec	Area Out
1	1 13C4-PFBA	1800260-05 MCA-MW-105R 0.27215	9.78e3	74.2	NO
2	2 13C5-PFHxA	1800260-05 MCA-MW-105R 0.27215	1.27e4	49.4	YES
3	3 13C3-PFHxS	1800260-05 MCA-MW-105R 0.27215	2.98e3	44.1	YES
4	4 13C8-PFOA	1800260-05 MCA-MW-105R 0.27215	9.96e3	51.7	NO
5	5 13C9-PFNA	1800260-05 MCA-MW-105R 0.27215	1.02e4	46.5	YES
6	6 13C4-PFOS	1800260-05 MCA-MW-105R 0.27215	3.30e3	50.4	NO
7	7 13C6-PFDA	1800260-05 MCA-MW-105R 0.27215	1.16e4	53.2	NO
8	8 13C7-PFUDa	1800260-05 MCA-MW-105R 0.27215	1.76e4	68.1	NO

**Name: 180218M1\_19, Date: 18-Feb-2018, Time: 17:14:50, ID: 1800260-06 MCA-MW-113S 0.25837, Description: MCA-MW-113S**

	# Name	ID	Area	%Rec	Area Out
1	1 13C4-PFBA	1800260-06 MCA-MW-113S 0.25837	9.85e3	74.7	NO
2	2 13C5-PFHxA	1800260-06 MCA-MW-113S 0.25837	1.29e4	50.2	NO
3	3 13C3-PFHxS	1800260-06 MCA-MW-113S 0.25837	3.54e3	52.4	NO
4	4 13C8-PFOA	1800260-06 MCA-MW-113S 0.25837	1.03e4	53.5	NO
5	5 13C9-PFNA	1800260-06 MCA-MW-113S 0.25837	1.18e4	53.5	NO
6	6 13C4-PFOS	1800260-06 MCA-MW-113S 0.25837	3.53e3	53.7	NO
7	7 13C6-PFDA	1800260-06 MCA-MW-113S 0.25837	1.36e4	62.2	NO
8	8 13C7-PFUDa	1800260-06 MCA-MW-113S 0.25837	1.32e4	50.9	NO

**Name: 180218M1\_20, Date: 18-Feb-2018, Time: 17:26:17, ID: 1800260-07 MCA-MW-113S-D 0.27464, Description: MCA-MW-113S-D**

	# Name	ID	Area	%Rec	Area Out
1	1 13C4-PFBA	1800260-07 MCA-MW-113S-D 0.27464	1.21e4	91.9	NO
2	2 13C5-PFHxA	1800260-07 MCA-MW-113S-D 0.27464	1.47e4	57.3	NO
3	3 13C3-PFHxS	1800260-07 MCA-MW-113S-D 0.27464	4.31e3	63.8	NO
4	4 13C8-PFOA	1800260-07 MCA-MW-113S-D 0.27464	1.18e4	61.4	NO
5	5 13C9-PFNA	1800260-07 MCA-MW-113S-D 0.27464	1.42e4	64.7	NO
6	6 13C4-PFOS	1800260-07 MCA-MW-113S-D 0.27464	4.31e3	65.7	NO
7	7 13C6-PFDA	1800260-07 MCA-MW-113S-D 0.27464	1.66e4	75.7	NO
8	8 13C7-PFUDa	1800260-07 MCA-MW-113S-D 0.27464	1.86e4	71.9	NO

Dataset: Untitled

Last Altered: Tuesday, February 20, 2018 09:31:12 Pacific Standard Time

Printed: Tuesday, February 20, 2018 09:31:31 Pacific Standard Time

**Name: 180218M1\_21, Date: 18-Feb-2018, Time: 17:37:44, ID: 1800260-08 MCA-MW-103RR 0.26786, Description: MCA-MW-103RR**

	# Name	ID	Area	%Rec	Area Out
1	1 13C4-PFBA	1800260-08 MCA-MW-103RR 0.26786	1.07e4	81.1	NO
2	2 13C5-PFHxA	1800260-08 MCA-MW-103RR 0.26786	1.40e4	54.5	NO
3	3 13C3-PFHxS	1800260-08 MCA-MW-103RR 0.26786	3.93e3	58.1	NO
4	4 13C8-PFOA	1800260-08 MCA-MW-103RR 0.26786	1.24e4	64.5	NO
5	5 13C9-PFNA	1800260-08 MCA-MW-103RR 0.26786	1.43e4	65.2	NO
6	6 13C4-PFOS	1800260-08 MCA-MW-103RR 0.26786	3.94e3	60.0	NO
7	7 13C6-PFDA	1800260-08 MCA-MW-103RR 0.26786	1.39e4	63.4	NO
8	8 13C7-PFUDa	1800260-08 MCA-MW-103RR 0.26786	1.80e4	69.8	NO

**Name: 180218M1\_22, Date: 18-Feb-2018, Time: 17:49:35, ID: 1800267-01 WI-AF-EB05-SO-0118 0.11177, Description: WI-AF-EB05-SO-0118**

	# Name	ID	Area	%Rec	Area Out
1	1 13C4-PFBA	1800267-01 WI-AF-EB05-SO-0118 0.11...	1.08e4	81.9	NO
2	2 13C5-PFHxA	1800267-01 WI-AF-EB05-SO-0118 0.11...	1.38e4	53.8	NO
3	3 13C3-PFHxS	1800267-01 WI-AF-EB05-SO-0118 0.11...	3.91e3	57.8	NO
4	4 13C8-PFOA	1800267-01 WI-AF-EB05-SO-0118 0.11...	1.22e4	63.3	NO
5	5 13C9-PFNA	1800267-01 WI-AF-EB05-SO-0118 0.11...	1.23e4	56.0	NO
6	6 13C4-PFOS	1800267-01 WI-AF-EB05-SO-0118 0.11...	3.80e3	57.9	NO
7	7 13C6-PFDA	1800267-01 WI-AF-EB05-SO-0118 0.11...	1.56e4	71.1	NO
8	8 13C7-PFUDa	1800267-01 WI-AF-EB05-SO-0118 0.11...	1.76e4	68.0	NO

**Name: 180218M1\_23, Date: 18-Feb-2018, Time: 18:01:04, ID: 1800267-02 WI-AF-FB-012018 0.11669, Description: WI-AF-FB-012018**

	# Name	ID	Area	%Rec	Area Out
1	1 13C4-PFBA	1800267-02 WI-AF-FB-012018 0.11669	1.04e4	79.3	NO
2	2 13C5-PFHxA	1800267-02 WI-AF-FB-012018 0.11669	1.24e4	48.6	YES
3	3 13C3-PFHxS	1800267-02 WI-AF-FB-012018 0.11669	3.65e3	54.0	NO
4	4 13C8-PFOA	1800267-02 WI-AF-FB-012018 0.11669	1.10e4	57.2	NO
5	5 13C9-PFNA	1800267-02 WI-AF-FB-012018 0.11669	1.38e4	62.9	NO
6	6 13C4-PFOS	1800267-02 WI-AF-FB-012018 0.11669	3.65e3	55.6	NO
7	7 13C6-PFDA	1800267-02 WI-AF-FB-012018 0.11669	1.48e4	67.5	NO
8	8 13C7-PFUDa	1800267-02 WI-AF-FB-012018 0.11669	1.70e4	65.9	NO

**Name: 180218M1\_24, Date: 18-Feb-2018, Time: 18:12:34, ID: 1800267-03 WI-AF-EB06-SO-0118 0.12119, Description: WI-AF-EB06-SO-0118**

	# Name	ID	Area	%Rec	Area Out
1	1 13C4-PFBA	1800267-03 WI-AF-EB06-SO-0118 0.12...	1.37e4	103.6	NO
2	2 13C5-PFHxA	1800267-03 WI-AF-EB06-SO-0118 0.12...	1.63e4	63.7	NO
3	3 13C3-PFHxS	1800267-03 WI-AF-EB06-SO-0118 0.12...	4.47e3	66.1	NO
4	4 13C8-PFOA	1800267-03 WI-AF-EB06-SO-0118 0.12...	1.49e4	77.3	NO
5	5 13C9-PFNA	1800267-03 WI-AF-EB06-SO-0118 0.12...	1.51e4	68.4	NO
6	6 13C4-PFOS	1800267-03 WI-AF-EB06-SO-0118 0.12...	4.50e3	68.7	NO
7	7 13C6-PFDA	1800267-03 WI-AF-EB06-SO-0118 0.12...	1.71e4	78.1	NO
8	8 13C7-PFUDa	1800267-03 WI-AF-EB06-SO-0118 0.12...	1.78e4	68.8	NO

Dataset: Untitled

Last Altered: Tuesday, February 20, 2018 09:31:12 Pacific Standard Time

Printed: Tuesday, February 20, 2018 09:31:31 Pacific Standard Time

**Name: 180218M1\_25, Date: 18-Feb-2018, Time: 18:24:03, ID: 1800267-04 WI-AF-FB-012218 0.11669, Description: WI-AF-FB-012218**

	# Name	ID	Area	%Rec	Area Out
1	1 13C4-PFBA	1800267-04 WI-AF-FB-012218 0.11669	1.32e4	99.9	NO
2	2 13C5-PFHxA	1800267-04 WI-AF-FB-012218 0.11669	1.59e4	61.9	NO
3	3 13C3-PFHxS	1800267-04 WI-AF-FB-012218 0.11669	4.35e3	64.3	NO
4	4 13C8-PFOA	1800267-04 WI-AF-FB-012218 0.11669	1.54e4	80.2	NO
5	5 13C9-PFNA	1800267-04 WI-AF-FB-012218 0.11669	1.60e4	72.7	NO
6	6 13C4-PFOS	1800267-04 WI-AF-FB-012218 0.11669	4.58e3	69.7	NO
7	7 13C6-PFDA	1800267-04 WI-AF-FB-012218 0.11669	1.77e4	80.7	NO
8	8 13C7-PFUDa	1800267-04 WI-AF-FB-012218 0.11669	1.94e4	75.3	NO

**Name: 180218M1\_26, Date: 18-Feb-2018, Time: 18:35:30, ID: 1800267-06 WI-AF-EB07-SO-0118 0.11904, Description: WI-AF-EB07-SO-0118**

	# Name	ID	Area	%Rec	Area Out
1	1 13C4-PFBA	1800267-06 WI-AF-EB07-SO-0118 0.11...	1.35e4	102.3	NO
2	2 13C5-PFHxA	1800267-06 WI-AF-EB07-SO-0118 0.11...	1.70e4	66.3	NO
3	3 13C3-PFHxS	1800267-06 WI-AF-EB07-SO-0118 0.11...	4.41e3	65.2	NO
4	4 13C8-PFOA	1800267-06 WI-AF-EB07-SO-0118 0.11...	1.45e4	75.4	NO
5	5 13C9-PFNA	1800267-06 WI-AF-EB07-SO-0118 0.11...	1.46e4	66.6	NO
6	6 13C4-PFOS	1800267-06 WI-AF-EB07-SO-0118 0.11...	4.61e3	70.3	NO
7	7 13C6-PFDA	1800267-06 WI-AF-EB07-SO-0118 0.11...	2.01e4	91.9	NO
8	8 13C7-PFUDa	1800267-06 WI-AF-EB07-SO-0118 0.11...	2.23e4	86.3	NO

**Name: 180218M1\_27, Date: 18-Feb-2018, Time: 18:46:59, ID: 1800267-07 WI-AF-FB-012418 0.11994, Description: WI-AF-FB-012418**

	# Name	ID	Area	%Rec	Area Out
1	1 13C4-PFBA	1800267-07 WI-AF-FB-012418 0.11994	1.42e4	107.4	NO
2	2 13C5-PFHxA	1800267-07 WI-AF-FB-012418 0.11994	1.78e4	69.5	NO
3	3 13C3-PFHxS	1800267-07 WI-AF-FB-012418 0.11994	4.21e3	62.2	NO
4	4 13C8-PFOA	1800267-07 WI-AF-FB-012418 0.11994	1.57e4	81.5	NO
5	5 13C9-PFNA	1800267-07 WI-AF-FB-012418 0.11994	1.75e4	79.8	NO
6	6 13C4-PFOS	1800267-07 WI-AF-FB-012418 0.11994	4.21e3	64.2	NO
7	7 13C6-PFDA	1800267-07 WI-AF-FB-012418 0.11994	1.68e4	76.7	NO
8	8 13C7-PFUDa	1800267-07 WI-AF-FB-012418 0.11994	2.16e4	83.6	NO

**Name: 180218M1\_28, Date: 18-Feb-2018, Time: 18:58:28, ID: 1800267-08 WI-AF-EB08-SO-0118 0.12412, Description: WI-AF-EB08-SO-0118**

	# Name	ID	Area	%Rec	Area Out
1	1 13C4-PFBA	1800267-08 WI-AF-EB08-SO-0118 0.12...	1.22e4	92.8	NO
2	2 13C5-PFHxA	1800267-08 WI-AF-EB08-SO-0118 0.12...	1.58e4	61.7	NO
3	3 13C3-PFHxS	1800267-08 WI-AF-EB08-SO-0118 0.12...	4.06e3	59.9	NO
4	4 13C8-PFOA	1800267-08 WI-AF-EB08-SO-0118 0.12...	1.46e4	75.8	NO
5	5 13C9-PFNA	1800267-08 WI-AF-EB08-SO-0118 0.12...	1.45e4	65.7	NO
6	6 13C4-PFOS	1800267-08 WI-AF-EB08-SO-0118 0.12...	4.21e3	64.1	NO
7	7 13C6-PFDA	1800267-08 WI-AF-EB08-SO-0118 0.12...	1.97e4	90.1	NO
8	8 13C7-PFUDa	1800267-08 WI-AF-EB08-SO-0118 0.12...	1.82e4	70.5	NO

Dataset: Untitled

Last Altered: Tuesday, February 20, 2018 09:31:12 Pacific Standard Time

Printed: Tuesday, February 20, 2018 09:31:31 Pacific Standard Time

**Name: 180218M1\_29, Date: 18-Feb-2018, Time: 19:09:58, ID: 1800267-09 WI-AF-EB09-SO-0118 0.11908, Description: WI-AF-EB09-SO-0118**

	# Name	ID	Area	%Rec	Area Out
1	1 13C4-PFBA	1800267-09 WI-AF-EB09-SO-0118 0.11...	1.20e4	91.0	NO
2	2 13C5-PFHxA	1800267-09 WI-AF-EB09-SO-0118 0.11...	1.53e4	59.8	NO
3	3 13C3-PFHxS	1800267-09 WI-AF-EB09-SO-0118 0.11...	3.72e3	55.0	NO
4	4 13C8-PFOA	1800267-09 WI-AF-EB09-SO-0118 0.11...	1.31e4	68.2	NO
5	5 13C9-PFNA	1800267-09 WI-AF-EB09-SO-0118 0.11...	1.34e4	61.1	NO
6	6 13C4-PFOS	1800267-09 WI-AF-EB09-SO-0118 0.11...	3.64e3	55.5	NO
7	7 13C6-PFDA	1800267-09 WI-AF-EB09-SO-0118 0.11...	1.66e4	75.9	NO
8	8 13C7-PFUDa	1800267-09 WI-AF-EB09-SO-0118 0.11...	1.75e4	67.6	NO

**Name: 180218M1\_30, Date: 18-Feb-2018, Time: 19:21:28, ID: 1800267-10 WI-AF-FB-012518 0.12004, Description: WI-AF-FB-012518**

	# Name	ID	Area	%Rec	Area Out
1	1 13C4-PFBA	1800267-10 WI-AF-FB-012518 0.12004	1.05e4	79.4	NO
2	2 13C5-PFHxA	1800267-10 WI-AF-FB-012518 0.12004	1.46e4	56.9	NO
3	3 13C3-PFHxS	1800267-10 WI-AF-FB-012518 0.12004	4.13e3	61.1	NO
4	4 13C8-PFOA	1800267-10 WI-AF-FB-012518 0.12004	1.25e4	65.0	NO
5	5 13C9-PFNA	1800267-10 WI-AF-FB-012518 0.12004	1.26e4	57.4	NO
6	6 13C4-PFOS	1800267-10 WI-AF-FB-012518 0.12004	3.44e3	52.4	NO
7	7 13C6-PFDA	1800267-10 WI-AF-FB-012518 0.12004	1.36e4	61.9	NO
8	8 13C7-PFUDa	1800267-10 WI-AF-FB-012518 0.12004	1.83e4	71.0	NO

**Name: 180218M1\_31, Date: 18-Feb-2018, Time: 19:32:57, ID: B8B0088-BS1 OPR 0.001, Description: OPR**

	# Name	ID	Area	%Rec	Area Out
1	1 13C4-PFBA	B8B0088-BS1 OPR 0.001	1.33e4	101.1	NO
2	2 13C5-PFHxA	B8B0088-BS1 OPR 0.001	1.55e4	60.4	NO
3	3 13C3-PFHxS	B8B0088-BS1 OPR 0.001	4.05e3	59.9	NO
4	4 13C8-PFOA	B8B0088-BS1 OPR 0.001	1.47e4	76.4	NO
5	5 13C9-PFNA	B8B0088-BS1 OPR 0.001	1.42e4	64.3	NO
6	6 13C4-PFOS	B8B0088-BS1 OPR 0.001	4.18e3	63.8	NO
7	7 13C6-PFDA	B8B0088-BS1 OPR 0.001	1.73e4	79.1	NO
8	8 13C7-PFUDa	B8B0088-BS1 OPR 0.001	3.14e4	121.6	NO

**Name: 180218M1\_32, Date: 18-Feb-2018, Time: 19:44:27, ID: B8B0088-BLK1 Method Blank 0.001, Description: Method Blank**

	# Name	ID	Area	%Rec	Area Out
1	1 13C4-PFBA	B8B0088-BLK1 Method Blank 0.001	1.29e4	98.0	NO
2	2 13C5-PFHxA	B8B0088-BLK1 Method Blank 0.001	1.48e4	57.8	NO
3	3 13C3-PFHxS	B8B0088-BLK1 Method Blank 0.001	3.89e3	57.4	NO
4	4 13C8-PFOA	B8B0088-BLK1 Method Blank 0.001	1.25e4	64.8	NO
5	5 13C9-PFNA	B8B0088-BLK1 Method Blank 0.001	1.37e4	62.3	NO
6	6 13C4-PFOS	B8B0088-BLK1 Method Blank 0.001	3.77e3	57.5	NO
7	7 13C6-PFDA	B8B0088-BLK1 Method Blank 0.001	1.73e4	79.3	NO
8	8 13C7-PFUDa	B8B0088-BLK1 Method Blank 0.001	1.65e4	63.7	NO

Dataset: Untitled

Last Altered: Tuesday, February 20, 2018 09:31:12 Pacific Standard Time

Printed: Tuesday, February 20, 2018 09:31:31 Pacific Standard Time

**Name: 180218M1\_33, Date: 18-Feb-2018, Time: 19:55:57, ID: 1800144-03RE2@100X MW-09-180118JLB 0.00102, Description: MW-09-180118JLB**

	# Name	ID	Area	%Rec	Area Out
1	1 13C4-PFBA	1800144-03RE2@100X MW-09-180118...	1.21e4	92.0	NO
2	2 13C5-PFHxA	1800144-03RE2@100X MW-09-180118...	1.61e4	62.9	NO
3	3 13C3-PFHxS	1800144-03RE2@100X MW-09-180118...	3.74e3	55.3	NO
4	4 13C8-PFOA	1800144-03RE2@100X MW-09-180118...	1.36e4	70.7	NO
5	5 13C9-PFNA	1800144-03RE2@100X MW-09-180118...	1.45e4	65.7	NO
6	6 13C4-PFOS	1800144-03RE2@100X MW-09-180118...	3.94e3	60.1	NO
7	7 13C6-PFDA	1800144-03RE2@100X MW-09-180118...	1.53e4	70.0	NO
8	8 13C7-PFUDa	1800144-03RE2@100X MW-09-180118...	1.34e4	51.9	NO

**Name: 180218M1\_34, Date: 18-Feb-2018, Time: 20:07:26, ID: 1800144-03RE2@250X MW-09-180118JLB 0.00102, Description: MW-09-180118JLB**

	# Name	ID	Area	%Rec	Area Out
1	1 13C4-PFBA	1800144-03RE2@250X MW-09-180118...	1.22e4	92.8	NO
2	2 13C5-PFHxA	1800144-03RE2@250X MW-09-180118...	1.50e4	58.7	NO
3	3 13C3-PFHxS	1800144-03RE2@250X MW-09-180118...	3.69e3	54.5	NO
4	4 13C8-PFOA	1800144-03RE2@250X MW-09-180118...	1.38e4	71.5	NO
5	5 13C9-PFNA	1800144-03RE2@250X MW-09-180118...	1.49e4	67.5	NO
6	6 13C4-PFOS	1800144-03RE2@250X MW-09-180118...	3.71e3	56.5	NO
7	7 13C6-PFDA	1800144-03RE2@250X MW-09-180118...	1.45e4	66.4	NO
8	8 13C7-PFUDa	1800144-03RE2@250X MW-09-180118...	1.70e4	65.8	NO

**Name: 180218M1\_35, Date: 18-Feb-2018, Time: 20:18:53, ID: B8B0078-BS1 OPR 0.125, Description: OPR**

	# Name	ID	Area	%Rec	Area Out
1	1 13C4-PFBA	B8B0078-BS1 OPR 0.125	3.95e3	30.0	YES
2	2 13C5-PFHxA	B8B0078-BS1 OPR 0.125	6.14e3	23.9	YES
3	3 13C3-PFHxS	B8B0078-BS1 OPR 0.125	3.39e3	50.1	NO
4	4 13C8-PFOA	B8B0078-BS1 OPR 0.125	6.15e3	31.9	YES
5	5 13C9-PFNA	B8B0078-BS1 OPR 0.125	7.32e3	33.3	YES
6	6 13C4-PFOS	B8B0078-BS1 OPR 0.125	3.07e3	46.7	YES
7	7 13C6-PFDA	B8B0078-BS1 OPR 0.125	9.26e3	42.3	YES
8	8 13C7-PFUDa	B8B0078-BS1 OPR 0.125	1.02e4	39.6	YES

**Name: 180218M1\_36, Date: 18-Feb-2018, Time: 20:30:20, ID: B8B0078-BLK1 Method Blank 0.125, Description: Method Blank**

	# Name	ID	Area	%Rec	Area Out
1	1 13C4-PFBA	B8B0078-BLK1 Method Blank 0.125	5.70e3	43.2	YES
2	2 13C5-PFHxA	B8B0078-BLK1 Method Blank 0.125	8.58e3	33.5	YES
3	3 13C3-PFHxS	B8B0078-BLK1 Method Blank 0.125	4.35e3	64.3	NO
4	4 13C8-PFOA	B8B0078-BLK1 Method Blank 0.125	7.64e3	39.7	YES
5	5 13C9-PFNA	B8B0078-BLK1 Method Blank 0.125	8.67e3	39.4	YES
6	6 13C4-PFOS	B8B0078-BLK1 Method Blank 0.125	4.08e3	62.2	NO
7	7 13C6-PFDA	B8B0078-BLK1 Method Blank 0.125	1.23e4	56.0	NO
8	8 13C7-PFUDa	B8B0078-BLK1 Method Blank 0.125	1.49e4	57.8	NO

Dataset: Untitled

Last Altered: Tuesday, February 20, 2018 09:31:12 Pacific Standard Time

Printed: Tuesday, February 20, 2018 09:31:31 Pacific Standard Time

**Name: 180218M1\_37, Date: 18-Feb-2018, Time: 20:41:47, ID: B8B0078-MS1 Matrix Spike 0.125, Description: Matrix Spike**

	# Name	ID	Area	%Rec	Area Out
1	1 13C4-PFBA	B8B0078-MS1 Matrix Spike 0.125	5.41e3	41.1	YES
2	2 13C5-PFHxA	B8B0078-MS1 Matrix Spike 0.125	7.33e3	28.6	YES
3	3 13C3-PFHxS	B8B0078-MS1 Matrix Spike 0.125	3.28e3	48.4	YES
4	4 13C8-PFOA	B8B0078-MS1 Matrix Spike 0.125	7.19e3	37.3	YES
5	5 13C9-PFNA	B8B0078-MS1 Matrix Spike 0.125	7.53e3	34.2	YES
6	6 13C4-PFOS	B8B0078-MS1 Matrix Spike 0.125	3.34e3	51.0	NO
7	7 13C6-PFDA	B8B0078-MS1 Matrix Spike 0.125	8.99e3	41.1	YES
8	8 13C7-PFUDa	B8B0078-MS1 Matrix Spike 0.125	1.15e4	44.5	YES

**Name: 180218M1\_38, Date: 18-Feb-2018, Time: 20:53:17, ID: B8B0078-MSD1 Matrix Spike Dup 0.125, Description: Matrix Spike Dup**

	# Name	ID	Area	%Rec	Area Out
1	1 13C4-PFBA	B8B0078-MSD1 Matrix Spike Dup 0.125	4.56e3	34.6	YES
2	2 13C5-PFHxA	B8B0078-MSD1 Matrix Spike Dup 0.125	7.27e3	28.4	YES
3	3 13C3-PFHxS	B8B0078-MSD1 Matrix Spike Dup 0.125	3.29e3	48.6	YES
4	4 13C8-PFOA	B8B0078-MSD1 Matrix Spike Dup 0.125	7.25e3	37.7	YES
5	5 13C9-PFNA	B8B0078-MSD1 Matrix Spike Dup 0.125	7.85e3	35.7	YES
6	6 13C4-PFOS	B8B0078-MSD1 Matrix Spike Dup 0.125	3.35e3	51.1	NO
7	7 13C6-PFDA	B8B0078-MSD1 Matrix Spike Dup 0.125	9.46e3	43.2	YES
8	8 13C7-PFUDa	B8B0078-MSD1 Matrix Spike Dup 0.125	1.01e4	39.1	YES

**Name: 180218M1\_39, Date: 18-Feb-2018, Time: 21:04:46, ID: 1701911-02RE3 WI-A06-6-S-17-1217-TOP 0.005, Description: WI-A06-6-S-17-1217-TOP**

	# Name	ID	Area	%Rec	Area Out
1	1 13C4-PFBA	1701911-02RE3 WI-A06-6-S-17-1217-T...	3.24e3	24.6	YES
2	2 13C5-PFHxA	1701911-02RE3 WI-A06-6-S-17-1217-T...	4.87e3	19.0	YES
3	3 13C3-PFHxS	1701911-02RE3 WI-A06-6-S-17-1217-T...	3.39e3	50.1	NO
4	4 13C8-PFOA	1701911-02RE3 WI-A06-6-S-17-1217-T...	4.83e3	25.1	YES
5	5 13C9-PFNA	1701911-02RE3 WI-A06-6-S-17-1217-T...	5.41e3	24.6	YES
6	6 13C4-PFOS	1701911-02RE3 WI-A06-6-S-17-1217-T...	3.53e3	53.8	NO
7	7 13C6-PFDA	1701911-02RE3 WI-A06-6-S-17-1217-T...	7.11e3	32.5	YES
8	8 13C7-PFUDa	1701911-02RE3 WI-A06-6-S-17-1217-T...	1.05e4	40.8	YES

**Name: 180218M1\_40, Date: 18-Feb-2018, Time: 21:16:16, ID: 1701911-04RE3 WI-A06-EB03-120617-TOP 0.005, Description: WI-A06-EB03-120617-TOP**

	# Name	ID	Area	%Rec	Area Out
1	1 13C4-PFBA	1701911-04RE3 WI-A06-EB03-120617-...	3.58e3	27.2	YES
2	2 13C5-PFHxA	1701911-04RE3 WI-A06-EB03-120617-...	5.68e3	22.1	YES
3	3 13C3-PFHxS	1701911-04RE3 WI-A06-EB03-120617-...	2.83e3	41.8	YES
4	4 13C8-PFOA	1701911-04RE3 WI-A06-EB03-120617-...	4.55e3	23.6	YES
5	5 13C9-PFNA	1701911-04RE3 WI-A06-EB03-120617-...	6.55e3	29.8	YES
6	6 13C4-PFOS	1701911-04RE3 WI-A06-EB03-120617-...	2.80e3	42.6	YES
7	7 13C6-PFDA	1701911-04RE3 WI-A06-EB03-120617-...	8.00e3	36.5	YES
8	8 13C7-PFUDa	1701911-04RE3 WI-A06-EB03-120617-...	9.02e3	34.9	YES

Dataset: Untitled

Last Altered: Tuesday, February 20, 2018 09:31:12 Pacific Standard Time

Printed: Tuesday, February 20, 2018 09:31:31 Pacific Standard Time

**Name: 180218M1\_41, Date: 18-Feb-2018, Time: 21:27:46, ID: 1701911-06RE3 WI-A06-6-S-07-1217-TOP 0.005, Description: WI-A06-6-S-07-1217-TOP**

	# Name	ID	Area	%Rec	Area Out
1	1 13C4-PFBA	1701911-06RE3 WI-A06-6-S-07-1217-T...	3.49e3	26.5	YES
2	2 13C5-PFHxA	1701911-06RE3 WI-A06-6-S-07-1217-T...	5.29e3	20.7	YES
3	3 13C3-PFHxS	1701911-06RE3 WI-A06-6-S-07-1217-T...	3.07e3	45.4	YES
4	4 13C8-PFOA	1701911-06RE3 WI-A06-6-S-07-1217-T...	5.20e3	27.0	YES
5	5 13C9-PFNA	1701911-06RE3 WI-A06-6-S-07-1217-T...	6.59e3	30.0	YES
6	6 13C4-PFOS	1701911-06RE3 WI-A06-6-S-07-1217-T...	3.31e3	50.5	NO
7	7 13C6-PFDA	1701911-06RE3 WI-A06-6-S-07-1217-T...	9.09e3	41.5	YES
8	8 13C7-PFUDa	1701911-06RE3 WI-A06-6-S-07-1217-T...	9.49e3	36.7	YES

**Name: 180218M1\_42, Date: 18-Feb-2018, Time: 21:39:15, ID: 1701911-08RE3 WI-A06-6-S-26-1217-TOP 0.005, Description: WI-A06-6-S-26-1217-TOP**

	# Name	ID	Area	%Rec	Area Out
1	1 13C4-PFBA	1701911-08RE3 WI-A06-6-S-26-1217-T...	2.77e3	21.0	YES
2	2 13C5-PFHxA	1701911-08RE3 WI-A06-6-S-26-1217-T...	4.89e3	19.1	YES
3	3 13C3-PFHxS	1701911-08RE3 WI-A06-6-S-26-1217-T...	3.65e3	54.0	NO
4	4 13C8-PFOA	1701911-08RE3 WI-A06-6-S-26-1217-T...	4.92e3	25.5	YES
5	5 13C9-PFNA	1701911-08RE3 WI-A06-6-S-26-1217-T...	7.21e3	32.8	YES
6	6 13C4-PFOS	1701911-08RE3 WI-A06-6-S-26-1217-T...	3.44e3	52.4	NO
7	7 13C6-PFDA	1701911-08RE3 WI-A06-6-S-26-1217-T...	7.54e3	34.5	YES
8	8 13C7-PFUDa	1701911-08RE3 WI-A06-6-S-26-1217-T...	9.41e3	36.4	YES

**Name: 180218M1\_43, Date: 18-Feb-2018, Time: 21:50:45, ID: 1701911-10RE3 WI-A06-EB04-120717-TOP 0.005, Description: WI-A06-EB04-120717-TOP**

	# Name	ID	Area	%Rec	Area Out
1	1 13C4-PFBA	1701911-10RE3 WI-A06-EB04-120717-...	2.90e3	22.0	YES
2	2 13C5-PFHxA	1701911-10RE3 WI-A06-EB04-120717-...	4.70e3	18.3	YES
3	3 13C3-PFHxS	1701911-10RE3 WI-A06-EB04-120717-...	3.24e3	47.9	YES
4	4 13C8-PFOA	1701911-10RE3 WI-A06-EB04-120717-...	4.93e3	25.6	YES
5	5 13C9-PFNA	1701911-10RE3 WI-A06-EB04-120717-...	6.42e3	29.2	YES
6	6 13C4-PFOS	1701911-10RE3 WI-A06-EB04-120717-...	3.24e3	49.3	YES
7	7 13C6-PFDA	1701911-10RE3 WI-A06-EB04-120717-...	7.87e3	36.0	YES
8	8 13C7-PFUDa	1701911-10RE3 WI-A06-EB04-120717-...	8.81e3	34.1	YES

**Name: 180218M1\_44, Date: 18-Feb-2018, Time: 22:02:11, ID: 1701911-12RE3 WI-A06-EB05-120717-TOP 0.005, Description: WI-A06-EB05-120717-TOP**

	# Name	ID	Area	%Rec	Area Out
1	1 13C4-PFBA	1701911-12RE3 WI-A06-EB05-120717-...	3.96e3	30.0	YES
2	2 13C5-PFHxA	1701911-12RE3 WI-A06-EB05-120717-...	6.00e3	23.4	YES
3	3 13C3-PFHxS	1701911-12RE3 WI-A06-EB05-120717-...	2.80e3	41.4	YES
4	4 13C8-PFOA	1701911-12RE3 WI-A06-EB05-120717-...	6.34e3	32.9	YES
5	5 13C9-PFNA	1701911-12RE3 WI-A06-EB05-120717-...	7.72e3	35.1	YES
6	6 13C4-PFOS	1701911-12RE3 WI-A06-EB05-120717-...	3.03e3	46.1	YES
7	7 13C6-PFDA	1701911-12RE3 WI-A06-EB05-120717-...	9.50e3	43.4	YES
8	8 13C7-PFUDa	1701911-12RE3 WI-A06-EB05-120717-...	1.18e4	45.9	YES

Dataset: Untitled

Last Altered: Tuesday, February 20, 2018 09:31:12 Pacific Standard Time

Printed: Tuesday, February 20, 2018 09:31:31 Pacific Standard Time

**Name: 180218M1\_45, Date: 18-Feb-2018, Time: 22:13:41, ID: 1701911-14RE3 WI-A06-FB01-120717-TOP 0.005, Description: WI-A06-FB01-120717-TOP**

	# Name	ID	Area	%Rec	Area Out
1	1 13C4-PFBA	1701911-14RE3 WI-A06-FB01-120717-...	5.93e3	45.0	YES
2	2 13C5-PFHxA	1701911-14RE3 WI-A06-FB01-120717-...	8.12e3	31.7	YES
3	3 13C3-PFHxS	1701911-14RE3 WI-A06-FB01-120717-...	3.51e3	51.9	NO
4	4 13C8-PFOA	1701911-14RE3 WI-A06-FB01-120717-...	7.02e3	36.4	YES
5	5 13C9-PFNA	1701911-14RE3 WI-A06-FB01-120717-...	8.35e3	38.0	YES
6	6 13C4-PFOS	1701911-14RE3 WI-A06-FB01-120717-...	3.43e3	52.3	NO
7	7 13C6-PFDA	1701911-14RE3 WI-A06-FB01-120717-...	8.62e3	39.4	YES
8	8 13C7-PFUdA	1701911-14RE3 WI-A06-FB01-120717-...	1.01e4	39.1	YES

**Name: 180218M1\_46, Date: 18-Feb-2018, Time: 22:25:08, ID: IPA, Description: IPA**

	# Name	ID	Area	%Rec	Area Out
1	1 13C4-PFBA	IPA			NO
2	2 13C5-PFHxA	IPA			NO
3	3 13C3-PFHxS	IPA			NO
4	4 13C8-PFOA	IPA			NO
5	5 13C9-PFNA	IPA			NO
6	6 13C4-PFOS	IPA			NO
7	7 13C6-PFDA	IPA			NO
8	8 13C7-PFUdA	IPA			NO

**Name: 180218M1\_47, Date: 18-Feb-2018, Time: 22:36:37, ID: ST180218M1-11 PFC CS3 18B0815, Description: PFC CS3 18B0815**

	# Name	ID	Area	%Rec	Area Out
1	1 13C4-PFBA	ST180218M1-11 PFC CS3 18B0815	1.12e4	85.0	NO
2	2 13C5-PFHxA	ST180218M1-11 PFC CS3 18B0815	2.50e4	97.4	NO
3	3 13C3-PFHxS	ST180218M1-11 PFC CS3 18B0815	5.49e3	81.1	NO
4	4 13C8-PFOA	ST180218M1-11 PFC CS3 18B0815	1.95e4	101.3	NO
5	5 13C9-PFNA	ST180218M1-11 PFC CS3 18B0815	1.85e4	84.3	NO
6	6 13C4-PFOS	ST180218M1-11 PFC CS3 18B0815	5.78e3	88.1	NO
7	7 13C6-PFDA	ST180218M1-11 PFC CS3 18B0815	2.94e4	134.5	NO
8	8 13C7-PFUdA	ST180218M1-11 PFC CS3 18B0815	2.92e4	112.9	NO

**Name: 180218M1\_48, Date: 18-Feb-2018, Time: 22:48:04, ID: IPA, Description: IPA**

	# Name	ID	Area	%Rec	Area Out
1	1 13C4-PFBA	IPA			NO
2	2 13C5-PFHxA	IPA			NO
3	3 13C3-PFHxS	IPA			NO
4	4 13C8-PFOA	IPA			NO
5	5 13C9-PFNA	IPA	6.47e0	0.0	YES
6	6 13C4-PFOS	IPA			NO
7	7 13C6-PFDA	IPA			NO
8	8 13C7-PFUdA	IPA			NO



Dataset: Untitled

Last Altered: Tuesday, February 20, 2018 09:31:12 Pacific Standard Time

Printed: Tuesday, February 20, 2018 09:31:31 Pacific Standard Time

**Name: 180218M1\_49, Date: 18-Feb-2018, Time: 22:59:30, ID: 1701911-16RE3 WI-A06-MW-10-1217-TOP 0.005, Description: WI-A06-MW-10-1217-TOP**

	# Name	ID	Area	%Rec	Area Out
1	1 13C4-PFBA	1701911-16RE3 WI-A06-MW-10-1217-...	5.25e3	39.9	YES
2	2 13C5-PFHxA	1701911-16RE3 WI-A06-MW-10-1217-...	7.88e3	30.8	YES
3	3 13C3-PFHxS	1701911-16RE3 WI-A06-MW-10-1217-...	3.15e3	46.5	YES
4	4 13C8-PFOA	1701911-16RE3 WI-A06-MW-10-1217-...	8.12e3	42.1	YES
5	5 13C9-PFNA	1701911-16RE3 WI-A06-MW-10-1217-...	9.28e3	42.2	YES
6	6 13C4-PFOS	1701911-16RE3 WI-A06-MW-10-1217-...	3.76e3	57.4	NO
7	7 13C6-PFDA	1701911-16RE3 WI-A06-MW-10-1217-...	1.15e4	52.5	NO
8	8 13C7-PFUDa	1701911-16RE3 WI-A06-MW-10-1217-...	1.52e4	58.8	NO

**Name: 180218M1\_50, Date: 18-Feb-2018, Time: 23:10:57, ID: 1701911-18RE3 WI-A06-6-S-14-1217-TOP 0.005, Description: WI-A06-6-S-14-1217-TOP**

	# Name	ID	Area	%Rec	Area Out
1	1 13C4-PFBA	1701911-18RE3 WI-A06-6-S-14-1217-T...	5.49e3	41.7	YES
2	2 13C5-PFHxA	1701911-18RE3 WI-A06-6-S-14-1217-T...	8.16e3	31.8	YES
3	3 13C3-PFHxS	1701911-18RE3 WI-A06-6-S-14-1217-T...	3.17e3	46.9	YES
4	4 13C8-PFOA	1701911-18RE3 WI-A06-6-S-14-1217-T...	7.25e3	37.7	YES
5	5 13C9-PFNA	1701911-18RE3 WI-A06-6-S-14-1217-T...	8.53e3	38.8	YES
6	6 13C4-PFOS	1701911-18RE3 WI-A06-6-S-14-1217-T...	3.19e3	48.7	YES
7	7 13C6-PFDA	1701911-18RE3 WI-A06-6-S-14-1217-T...	1.07e4	49.1	YES
8	8 13C7-PFUDa	1701911-18RE3 WI-A06-6-S-14-1217-T...	1.39e4	53.8	NO

**Name: 180218M1\_51, Date: 18-Feb-2018, Time: 23:22:24, ID: 1701911-20RE3 WI-A06-6-S-44-1217-TOP 0.005, Description: WI-A06-6-S-44-1217-TOP**

	# Name	ID	Area	%Rec	Area Out
1	1 13C4-PFBA	1701911-20RE3 WI-A06-6-S-44-1217-T...	2.46e3	18.6	YES
2	2 13C5-PFHxA	1701911-20RE3 WI-A06-6-S-44-1217-T...	5.06e3	19.7	YES
3	3 13C3-PFHxS	1701911-20RE3 WI-A06-6-S-44-1217-T...	3.47e3	51.3	NO
4	4 13C8-PFOA	1701911-20RE3 WI-A06-6-S-44-1217-T...	6.00e3	31.2	YES
5	5 13C9-PFNA	1701911-20RE3 WI-A06-6-S-44-1217-T...	8.17e3	37.1	YES
6	6 13C4-PFOS	1701911-20RE3 WI-A06-6-S-44-1217-T...	3.51e3	53.5	NO
7	7 13C6-PFDA	1701911-20RE3 WI-A06-6-S-44-1217-T...	8.69e3	39.7	YES
8	8 13C7-PFUDa	1701911-20RE3 WI-A06-6-S-44-1217-T...	1.26e4	48.9	YES

**Name: 180218M1\_52, Date: 18-Feb-2018, Time: 23:33:54, ID: 1701911-22RE3 WI-A06-EB06-120817-TOP 0.005, Description: WI-A06-EB06-120817-TOP**

	# Name	ID	Area	%Rec	Area Out
1	1 13C4-PFBA	1701911-22RE3 WI-A06-EB06-120817-...	9.43e2	7.2	YES
2	2 13C5-PFHxA	1701911-22RE3 WI-A06-EB06-120817-...	2.44e3	9.5	YES
3	3 13C3-PFHxS	1701911-22RE3 WI-A06-EB06-120817-...	3.50e3	51.7	NO
4	4 13C8-PFOA	1701911-22RE3 WI-A06-EB06-120817-...	3.39e3	17.6	YES
5	5 13C9-PFNA	1701911-22RE3 WI-A06-EB06-120817-...	4.73e3	21.5	YES
6	6 13C4-PFOS	1701911-22RE3 WI-A06-EB06-120817-...	3.46e3	52.7	NO
7	7 13C6-PFDA	1701911-22RE3 WI-A06-EB06-120817-...	6.46e3	29.5	YES
8	8 13C7-PFUDa	1701911-22RE3 WI-A06-EB06-120817-...	9.23e3	35.7	YES

Dataset: Untitled

Last Altered: Tuesday, February 20, 2018 09:31:12 Pacific Standard Time

Printed: Tuesday, February 20, 2018 09:31:31 Pacific Standard Time

**Name: 180218M1\_53, Date: 18-Feb-2018, Time: 23:45:24, ID: 1701943-02RE3 WI-A06-6-S-04-1217-TOP 0.005, Description: WI-A06-6-S-04-1217-TOP**

	# Name	ID	Area	%Rec	Area Out
1	1 13C4-PFBA	1701943-02RE3 WI-A06-6-S-04-1217-T...	1.36e3	10.4	YES
2	2 13C5-PFHxA	1701943-02RE3 WI-A06-6-S-04-1217-T...	3.23e3	12.6	YES
3	3 13C3-PFHxS	1701943-02RE3 WI-A06-6-S-04-1217-T...	3.33e3	49.2	YES
4	4 13C8-PFOA	1701943-02RE3 WI-A06-6-S-04-1217-T...	4.71e3	24.5	YES
5	5 13C9-PFNA	1701943-02RE3 WI-A06-6-S-04-1217-T...	6.10e3	27.7	YES
6	6 13C4-PFOS	1701943-02RE3 WI-A06-6-S-04-1217-T...	3.10e3	47.2	YES
7	7 13C6-PFDA	1701943-02RE3 WI-A06-6-S-04-1217-T...	9.31e3	42.5	YES
8	8 13C7-PFUDa	1701943-02RE3 WI-A06-6-S-04-1217-T...	9.57e3	37.1	YES

**Name: 180218M1\_54, Date: 18-Feb-2018, Time: 23:56:53, ID: 1701943-04RE3 WI-A06-6-S-19-1217-TOP 0.005, Description: WI-A06-6-S-19-1217-TOP**

	# Name	ID	Area	%Rec	Area Out
1	1 13C4-PFBA	1701943-04RE3 WI-A06-6-S-19-1217-T...	3.01e3	22.8	YES
2	2 13C5-PFHxA	1701943-04RE3 WI-A06-6-S-19-1217-T...	4.86e3	19.0	YES
3	3 13C3-PFHxS	1701943-04RE3 WI-A06-6-S-19-1217-T...	3.65e3	54.0	NO
4	4 13C8-PFOA	1701943-04RE3 WI-A06-6-S-19-1217-T...	6.21e3	32.3	YES
5	5 13C9-PFNA	1701943-04RE3 WI-A06-6-S-19-1217-T...	5.97e3	27.1	YES
6	6 13C4-PFOS	1701943-04RE3 WI-A06-6-S-19-1217-T...	3.46e3	52.8	NO
7	7 13C6-PFDA	1701943-04RE3 WI-A06-6-S-19-1217-T...	6.98e3	31.9	YES
8	8 13C7-PFUDa	1701943-04RE3 WI-A06-6-S-19-1217-T...	1.14e4	44.2	YES

**Name: 180218M1\_55, Date: 19-Feb-2018, Time: 00:08:14, ID: 1701943-06RE3 WI-A06-6-S-19P-1217-TOP 0.005, Description: WI-A06-6-S-19P-1217-TOP**

	# Name	ID	Area	%Rec	Area Out
1	1 13C4-PFBA	1701943-06RE3 WI-A06-6-S-19P-1217-...	4.55e3	34.5	YES
2	2 13C5-PFHxA	1701943-06RE3 WI-A06-6-S-19P-1217-...	7.03e3	27.5	YES
3	3 13C3-PFHxS	1701943-06RE3 WI-A06-6-S-19P-1217-...	3.34e3	49.3	YES
4	4 13C8-PFOA	1701943-06RE3 WI-A06-6-S-19P-1217-...	6.21e3	32.3	YES
5	5 13C9-PFNA	1701943-06RE3 WI-A06-6-S-19P-1217-...	8.00e3	36.3	YES
6	6 13C4-PFOS	1701943-06RE3 WI-A06-6-S-19P-1217-...	3.28e3	50.0	NO
7	7 13C6-PFDA	1701943-06RE3 WI-A06-6-S-19P-1217-...	9.44e3	43.1	YES
8	8 13C7-PFUDa	1701943-06RE3 WI-A06-6-S-19P-1217-...	1.07e4	41.4	YES

**Name: 180218M1\_56, Date: 19-Feb-2018, Time: 00:19:41, ID: 1701943-08RE3 WI-A06-6-S-31-1217-TOP 0.005, Description: WI-A06-6-S-31-1217-TOP**

	# Name	ID	Area	%Rec	Area Out
1	1 13C4-PFBA	1701943-08RE3 WI-A06-6-S-31-1217-T...	3.85e3	29.2	YES
2	2 13C5-PFHxA	1701943-08RE3 WI-A06-6-S-31-1217-T...	6.29e3	24.5	YES
3	3 13C3-PFHxS	1701943-08RE3 WI-A06-6-S-31-1217-T...	3.07e3	45.4	YES
4	4 13C8-PFOA	1701943-08RE3 WI-A06-6-S-31-1217-T...	6.30e3	32.7	YES
5	5 13C9-PFNA	1701943-08RE3 WI-A06-6-S-31-1217-T...	6.53e3	29.7	YES
6	6 13C4-PFOS	1701943-08RE3 WI-A06-6-S-31-1217-T...	2.97e3	45.3	YES
7	7 13C6-PFDA	1701943-08RE3 WI-A06-6-S-31-1217-T...	9.75e3	44.6	YES
8	8 13C7-PFUDa	1701943-08RE3 WI-A06-6-S-31-1217-T...	9.58e3	37.1	YES

Dataset: Untitled

Last Altered: Tuesday, February 20, 2018 09:31:12 Pacific Standard Time

Printed: Tuesday, February 20, 2018 09:31:31 Pacific Standard Time

**Name: 180218M1\_57, Date: 19-Feb-2018, Time: 00:31:08, ID: 1701943-10RE3 WI-A06-EB07-121117-TOP 0.005, Description: WI-A06-EB07-121117-TOP**

	# Name	ID	Area	%Rec	Area Out
1	1 13C4-PFBA	1701943-10RE3 WI-A06-EB07-121117-...	8.90e3	67.5	NO
2	2 13C5-PFHxA	1701943-10RE3 WI-A06-EB07-121117-...	1.18e4	46.1	YES
3	3 13C3-PFHxS	1701943-10RE3 WI-A06-EB07-121117-...	3.61e3	53.4	NO
4	4 13C8-PFOA	1701943-10RE3 WI-A06-EB07-121117-...	1.00e4	52.0	NO
5	5 13C9-PFNA	1701943-10RE3 WI-A06-EB07-121117-...	1.15e4	52.5	NO
6	6 13C4-PFOS	1701943-10RE3 WI-A06-EB07-121117-...	3.69e3	56.3	NO
7	7 13C6-PFDA	1701943-10RE3 WI-A06-EB07-121117-...	1.16e4	52.8	NO
8	8 13C7-PFUDa	1701943-10RE3 WI-A06-EB07-121117-...	1.38e4	53.6	NO

**Name: 180218M1\_58, Date: 19-Feb-2018, Time: 00:42:34, ID: 1701943-12RE3 WI-A06-6-S-08-1217-TOP 0.005, Description: WI-A06-6-S-08-1217-TOP**

	# Name	ID	Area	%Rec	Area Out
1	1 13C4-PFBA	1701943-12RE3 WI-A06-6-S-08-1217-T...	5.06e2	3.8	YES
2	2 13C5-PFHxA	1701943-12RE3 WI-A06-6-S-08-1217-T...	1.38e3	5.4	YES
3	3 13C3-PFHxS	1701943-12RE3 WI-A06-6-S-08-1217-T...	3.53e3	52.2	NO
4	4 13C8-PFOA	1701943-12RE3 WI-A06-6-S-08-1217-T...	2.15e3	11.2	YES
5	5 13C9-PFNA	1701943-12RE3 WI-A06-6-S-08-1217-T...	3.68e3	16.7	YES
6	6 13C4-PFOS	1701943-12RE3 WI-A06-6-S-08-1217-T...	3.23e3	49.2	YES
7	7 13C6-PFDA	1701943-12RE3 WI-A06-6-S-08-1217-T...	4.53e3	20.7	YES
8	8 13C7-PFUDa	1701943-12RE3 WI-A06-6-S-08-1217-T...	5.42e3	21.0	YES

**Name: 180218M1\_59, Date: 19-Feb-2018, Time: 00:54:04, ID: 1701943-14RE3 WI-A06-EB08-121217-TOP 0.005, Description: WI-A06-EB08-121217-TOP**

	# Name	ID	Area	%Rec	Area Out
1	1 13C4-PFBA	1701943-14RE3 WI-A06-EB08-121217-...	4.60e3	34.9	YES
2	2 13C5-PFHxA	1701943-14RE3 WI-A06-EB08-121217-...	7.03e3	27.4	YES
3	3 13C3-PFHxS	1701943-14RE3 WI-A06-EB08-121217-...	3.40e3	50.3	NO
4	4 13C8-PFOA	1701943-14RE3 WI-A06-EB08-121217-...	5.64e3	29.3	YES
5	5 13C9-PFNA	1701943-14RE3 WI-A06-EB08-121217-...	7.64e3	34.7	YES
6	6 13C4-PFOS	1701943-14RE3 WI-A06-EB08-121217-...	3.11e3	47.4	YES
7	7 13C6-PFDA	1701943-14RE3 WI-A06-EB08-121217-...	8.14e3	37.2	YES
8	8 13C7-PFUDa	1701943-14RE3 WI-A06-EB08-121217-...	8.26e3	32.0	YES

**Name: 180218M1\_60, Date: 19-Feb-2018, Time: 01:05:34, ID: IPA, Description: IPA**

	# Name	ID	Area	%Rec	Area Out
1	1 13C4-PFBA	IPA			NO
2	2 13C5-PFHxA	IPA			NO
3	3 13C3-PFHxS	IPA			NO
4	4 13C8-PFOA	IPA			NO
5	5 13C9-PFNA	IPA			NO
6	6 13C4-PFOS	IPA			NO
7	7 13C6-PFDA	IPA			NO
8	8 13C7-PFUDa	IPA			NO

Dataset: Untitled

Last Altered: Tuesday, February 20, 2018 09:31:12 Pacific Standard Time

Printed: Tuesday, February 20, 2018 09:31:31 Pacific Standard Time

**Name: 180218M1\_61, Date: 19-Feb-2018, Time: 01:17:03, ID: ST180218M1-12 PFC CS0 18B0812, Description: PFC CS0 18B0812**

	# Name	ID	Area	%Rec	Area Out
1	1 13C4-PFBA	ST180218M1-12 PFC CS0 18B0812	1.19e4	90.4	NO
2	2 13C5-PFHxA	ST180218M1-12 PFC CS0 18B0812	2.69e4	104.8	NO
3	3 13C3-PFHxS	ST180218M1-12 PFC CS0 18B0812	5.19e3	76.7	NO
4	4 13C8-PFOA	ST180218M1-12 PFC CS0 18B0812	2.21e4	114.8	NO
5	5 13C9-PFNA	ST180218M1-12 PFC CS0 18B0812	2.23e4	101.3	NO
6	6 13C4-PFOS	ST180218M1-12 PFC CS0 18B0812	5.73e3	87.4	NO
7	7 13C6-PFDA	ST180218M1-12 PFC CS0 18B0812	2.75e4	125.7	NO
8	8 13C7-PFUDa	ST180218M1-12 PFC CS0 18B0812	2.57e4	99.3	NO

**Name: 180218M1\_62, Date: 19-Feb-2018, Time: 01:28:30, ID: IPA, Description: IPA**

	# Name	ID	Area	%Rec	Area Out
1	1 13C4-PFBA	IPA			NO
2	2 13C5-PFHxA	IPA			NO
3	3 13C3-PFHxS	IPA			NO
4	4 13C8-PFOA	IPA			NO
5	5 13C9-PFNA	IPA			NO
6	6 13C4-PFOS	IPA			NO
7	7 13C6-PFDA	IPA			NO
8	8 13C7-PFUDa	IPA			NO

**Name: 180218M1\_63, Date: 19-Feb-2018, Time: 01:39:56, ID: B8B0069-BS1 OPR 0.25, Description: OPR**

	# Name	ID	Area	%Rec	Area Out
1	1 13C4-PFBA	B8B0069-BS1 OPR 0.25	9.30e3	70.6	NO
2	2 13C5-PFHxA	B8B0069-BS1 OPR 0.25	1.35e4	52.7	NO
3	3 13C3-PFHxS	B8B0069-BS1 OPR 0.25	3.24e3	47.8	YES
4	4 13C8-PFOA	B8B0069-BS1 OPR 0.25	1.30e4	67.4	NO
5	5 13C9-PFNA	B8B0069-BS1 OPR 0.25	1.17e4	53.3	NO
6	6 13C4-PFOS	B8B0069-BS1 OPR 0.25	3.56e3	54.3	NO
7	7 13C6-PFDA	B8B0069-BS1 OPR 0.25	1.47e4	67.1	NO
8	8 13C7-PFUDa	B8B0069-BS1 OPR 0.25	1.78e4	69.1	NO

**Name: 180218M1\_64, Date: 19-Feb-2018, Time: 01:51:23, ID: B8B0069-BSD1 LCSD 0.25, Description: LCSD**

	# Name	ID	Area	%Rec	Area Out
1	1 13C4-PFBA	B8B0069-BSD1 LCSD 0.25	9.00e3	68.3	NO
2	2 13C5-PFHxA	B8B0069-BSD1 LCSD 0.25	1.17e4	45.7	YES
3	3 13C3-PFHxS	B8B0069-BSD1 LCSD 0.25	3.01e3	44.5	YES
4	4 13C8-PFOA	B8B0069-BSD1 LCSD 0.25	1.23e4	63.9	NO
5	5 13C9-PFNA	B8B0069-BSD1 LCSD 0.25	1.17e4	53.3	NO
6	6 13C4-PFOS	B8B0069-BSD1 LCSD 0.25	2.95e3	45.0	YES
7	7 13C6-PFDA	B8B0069-BSD1 LCSD 0.25	1.68e4	76.5	NO
8	8 13C7-PFUDa	B8B0069-BSD1 LCSD 0.25	1.82e4	70.4	NO

Dataset: Untitled

Last Altered: Tuesday, February 20, 2018 09:31:12 Pacific Standard Time

Printed: Tuesday, February 20, 2018 09:31:31 Pacific Standard Time

**Name: 180218M1\_65, Date: 19-Feb-2018, Time: 02:02:52, ID: B8B0069-BLK1 Method Blank 0.25, Description: Method Blank**

#	Name	ID	Area	%Rec	Area Out
1	1 13C4-PFBA	B8B0069-BLK1 Method Blank 0.25	8.18e3	62.1	NO
2	2 13C5-PFHxA	B8B0069-BLK1 Method Blank 0.25	1.16e4	45.4	YES
3	3 13C3-PFHxS	B8B0069-BLK1 Method Blank 0.25	3.26e3	48.2	YES
4	4 13C8-PFOA	B8B0069-BLK1 Method Blank 0.25	1.01e4	52.4	NO
5	5 13C9-PFNA	B8B0069-BLK1 Method Blank 0.25	1.12e4	51.1	NO
6	6 13C4-PFOS	B8B0069-BLK1 Method Blank 0.25	3.00e3	45.8	YES
7	7 13C6-PFDA	B8B0069-BLK1 Method Blank 0.25	1.43e4	65.4	NO
8	8 13C7-PFUDa	B8B0069-BLK1 Method Blank 0.25	1.37e4	52.9	NO

**Name: 180218M1\_66, Date: 19-Feb-2018, Time: 02:14:21, ID: 1800273-01 MCA-MW-112-S 0.27551, Description: MCA-MW-112-S**

#	Name	ID	Area	%Rec	Area Out
1	1 13C4-PFBA	1800273-01 MCA-MW-112-S 0.27551	6.91e3	52.4	NO
2	2 13C5-PFHxA	1800273-01 MCA-MW-112-S 0.27551	9.42e3	36.8	YES
3	3 13C3-PFHxS	1800273-01 MCA-MW-112-S 0.27551	2.87e3	42.4	YES
4	4 13C8-PFOA	1800273-01 MCA-MW-112-S 0.27551	8.98e3	46.6	YES
5	5 13C9-PFNA	1800273-01 MCA-MW-112-S 0.27551	9.81e3	44.6	YES
6	6 13C4-PFOS	1800273-01 MCA-MW-112-S 0.27551	2.95e3	45.0	YES
7	7 13C6-PFDA	1800273-01 MCA-MW-112-S 0.27551	1.24e4	56.6	NO
8	8 13C7-PFUDa	1800273-01 MCA-MW-112-S 0.27551	1.35e4	52.2	NO

**Name: 180218M1\_67, Date: 19-Feb-2018, Time: 02:25:51, ID: 1800273-02 MCA-MW-104-S 0.2668, Description: MCA-MW-104-S**

#	Name	ID	Area	%Rec	Area Out
1	1 13C4-PFBA	1800273-02 MCA-MW-104-S 0.2668	9.42e3	71.5	NO
2	2 13C5-PFHxA	1800273-02 MCA-MW-104-S 0.2668	1.23e4	47.9	YES
3	3 13C3-PFHxS	1800273-02 MCA-MW-104-S 0.2668	3.00e3	44.4	YES
4	4 13C8-PFOA	1800273-02 MCA-MW-104-S 0.2668	1.06e4	55.1	NO
5	5 13C9-PFNA	1800273-02 MCA-MW-104-S 0.2668	1.18e4	53.4	NO
6	6 13C4-PFOS	1800273-02 MCA-MW-104-S 0.2668	3.44e3	52.5	NO
7	7 13C6-PFDA	1800273-02 MCA-MW-104-S 0.2668	1.45e4	66.1	NO
8	8 13C7-PFUDa	1800273-02 MCA-MW-104-S 0.2668	1.64e4	63.4	NO

**Name: 180218M1\_68, Date: 19-Feb-2018, Time: 02:37:18, ID: 1800273-03 MCA-MW-104-SDUP 0.27736, Description: MCA-MW-104-SDUP**

#	Name	ID	Area	%Rec	Area Out
1	1 13C4-PFBA	1800273-03 MCA-MW-104-SDUP 0.27...	8.90e3	67.6	NO
2	2 13C5-PFHxA	1800273-03 MCA-MW-104-SDUP 0.27...	1.25e4	48.7	YES
3	3 13C3-PFHxS	1800273-03 MCA-MW-104-SDUP 0.27...	2.75e3	40.6	YES
4	4 13C8-PFOA	1800273-03 MCA-MW-104-SDUP 0.27...	1.12e4	58.0	NO
5	5 13C9-PFNA	1800273-03 MCA-MW-104-SDUP 0.27...	1.07e4	48.6	YES
6	6 13C4-PFOS	1800273-03 MCA-MW-104-SDUP 0.27...	2.82e3	43.0	YES
7	7 13C6-PFDA	1800273-03 MCA-MW-104-SDUP 0.27...	1.26e4	57.6	NO
8	8 13C7-PFUDa	1800273-03 MCA-MW-104-SDUP 0.27...	1.52e4	58.9	NO

Dataset: Untitled

Last Altered: Tuesday, February 20, 2018 09:31:12 Pacific Standard Time

Printed: Tuesday, February 20, 2018 09:31:31 Pacific Standard Time

Name: 180218M1\_69, Date: 19-Feb-2018, Time: 02:48:47, ID: 1800273-04 MCA-EB-01 0.26377, Description: MCA-EB-01

	# Name	ID	Area	%Rec	Area Out
1	1 13C4-PFBA	1800273-04 MCA-EB-01 0.26377	8.79e3	66.7	NO
2	2 13C5-PFHxA	1800273-04 MCA-EB-01 0.26377	1.23e4	47.8	YES
3	3 13C3-PFHxS	1800273-04 MCA-EB-01 0.26377	3.02e3	44.6	YES
4	4 13C8-PFOA	1800273-04 MCA-EB-01 0.26377	1.06e4	54.8	NO
5	5 13C9-PFNA	1800273-04 MCA-EB-01 0.26377	1.18e4	53.8	NO
6	6 13C4-PFOS	1800273-04 MCA-EB-01 0.26377	3.17e3	48.3	YES
7	7 13C6-PFDA	1800273-04 MCA-EB-01 0.26377	1.41e4	64.6	NO
8	8 13C7-PFUDa	1800273-04 MCA-EB-01 0.26377	1.63e4	63.2	NO

Name: 180218M1\_70, Date: 19-Feb-2018, Time: 03:00:16, ID: 1800279-02 REEPDW514 0.12005, Description: REEPDW514

	# Name	ID	Area	%Rec	Area Out
1	1 13C4-PFBA	1800279-02 REEPDW514 0.12005	5.55e3	42.1	YES
2	2 13C5-PFHxA	1800279-02 REEPDW514 0.12005	7.10e3	27.7	YES
3	3 13C3-PFHxS	1800279-02 REEPDW514 0.12005	2.70e3	39.8	YES
4	4 13C8-PFOA	1800279-02 REEPDW514 0.12005	7.31e3	38.0	YES
5	5 13C9-PFNA	1800279-02 REEPDW514 0.12005	8.65e3	39.3	YES
6	6 13C4-PFOS	1800279-02 REEPDW514 0.12005	2.82e3	43.0	YES
7	7 13C6-PFDA	1800279-02 REEPDW514 0.12005	9.16e3	41.9	YES
8	8 13C7-PFUDa	1800279-02 REEPDW514 0.12005	1.34e4	51.9	NO

Name: 180218M1\_71, Date: 19-Feb-2018, Time: 03:11:46, ID: 1800279-03 REEPDW151 0.12119, Description: REEPDW151

	# Name	ID	Area	%Rec	Area Out
1	1 13C4-PFBA	1800279-03 REEPDW151 0.12119	4.23e3	32.1	YES
2	2 13C5-PFHxA	1800279-03 REEPDW151 0.12119	6.75e3	26.3	YES
3	3 13C3-PFHxS	1800279-03 REEPDW151 0.12119	2.96e3	43.7	YES
4	4 13C8-PFOA	1800279-03 REEPDW151 0.12119	6.41e3	33.3	YES
5	5 13C9-PFNA	1800279-03 REEPDW151 0.12119	7.89e3	35.9	YES
6	6 13C4-PFOS	1800279-03 REEPDW151 0.12119	3.20e3	48.8	YES
7	7 13C6-PFDA	1800279-03 REEPDW151 0.12119	8.93e3	40.8	YES
8	8 13C7-PFUDa	1800279-03 REEPDW151 0.12119	9.51e3	36.8	YES

Name: 180218M1\_72, Date: 19-Feb-2018, Time: 03:23:15, ID: 1800279-04 REEPDW152 0.12122, Description: REEPDW152

	# Name	ID	Area	%Rec	Area Out
1	1 13C4-PFBA	1800279-04 REEPDW152 0.12122	6.99e3	53.0	NO
2	2 13C5-PFHxA	1800279-04 REEPDW152 0.12122	8.55e3	33.4	YES
3	3 13C3-PFHxS	1800279-04 REEPDW152 0.12122	2.42e3	35.8	YES
4	4 13C8-PFOA	1800279-04 REEPDW152 0.12122	8.50e3	44.2	YES
5	5 13C9-PFNA	1800279-04 REEPDW152 0.12122	9.63e3	43.8	YES
6	6 13C4-PFOS	1800279-04 REEPDW152 0.12122	2.73e3	41.6	YES
7	7 13C6-PFDA	1800279-04 REEPDW152 0.12122	1.06e4	48.2	YES
8	8 13C7-PFUDa	1800279-04 REEPDW152 0.12122	1.45e4	56.3	NO

Dataset: Untitled

Last Altered: Tuesday, February 20, 2018 09:31:12 Pacific Standard Time

Printed: Tuesday, February 20, 2018 09:31:31 Pacific Standard Time

**Name: 180218M1\_73, Date: 19-Feb-2018, Time: 03:34:42, ID: 1800279-05 REEPDW154 0.12194, Description: REEPDW154**

	# Name	ID	Area	%Rec	Area Out
1	1 13C4-PFBA	1800279-05 REEPDW154 0.12194	7.65e3	58.0	NO
2	2 13C5-PFHxA	1800279-05 REEPDW154 0.12194	1.02e4	39.8	YES
3	3 13C3-PFHxS	1800279-05 REEPDW154 0.12194	2.82e3	41.7	YES
4	4 13C8-PFOA	1800279-05 REEPDW154 0.12194	1.00e4	52.1	NO
5	5 13C9-PFNA	1800279-05 REEPDW154 0.12194	1.07e4	48.8	YES
6	6 13C4-PFOS	1800279-05 REEPDW154 0.12194	3.16e3	48.2	YES
7	7 13C6-PFDA	1800279-05 REEPDW154 0.12194	1.17e4	53.5	NO
8	8 13C7-PFUDa	1800279-05 REEPDW154 0.12194	1.43e4	55.3	NO

**Name: 180218M1\_74, Date: 19-Feb-2018, Time: 03:46:12, ID: 1800280-01 REEPDW150FRB 0.11981, Description: REEPDW150FRB**

	# Name	ID	Area	%Rec	Area Out
1	1 13C4-PFBA	1800280-01 REEPDW150FRB 0.11981	8.30e3	63.0	NO
2	2 13C5-PFHxA	1800280-01 REEPDW150FRB 0.11981	1.10e4	43.1	YES
3	3 13C3-PFHxS	1800280-01 REEPDW150FRB 0.11981	2.85e3	42.2	YES
4	4 13C8-PFOA	1800280-01 REEPDW150FRB 0.11981	9.29e3	48.3	YES
5	5 13C9-PFNA	1800280-01 REEPDW150FRB 0.11981	9.45e3	43.0	YES
6	6 13C4-PFOS	1800280-01 REEPDW150FRB 0.11981	2.59e3	39.5	YES
7	7 13C6-PFDA	1800280-01 REEPDW150FRB 0.11981	1.52e4	69.3	NO
8	8 13C7-PFUDa	1800280-01 REEPDW150FRB 0.11981	1.46e4	56.5	NO

**Name: 180218M1\_75, Date: 19-Feb-2018, Time: 03:57:41, ID: 1800280-02 REEPDW151FRB 0.1173, Description: REEPDW151FRB**

	# Name	ID	Area	%Rec	Area Out
1	1 13C4-PFBA	1800280-02 REEPDW151FRB 0.1173	9.00e3	68.3	NO
2	2 13C5-PFHxA	1800280-02 REEPDW151FRB 0.1173	1.14e4	44.5	YES
3	3 13C3-PFHxS	1800280-02 REEPDW151FRB 0.1173	2.71e3	40.1	YES
4	4 13C8-PFOA	1800280-02 REEPDW151FRB 0.1173	1.12e4	58.2	NO
5	5 13C9-PFNA	1800280-02 REEPDW151FRB 0.1173	1.15e4	52.2	NO
6	6 13C4-PFOS	1800280-02 REEPDW151FRB 0.1173	2.94e3	44.7	YES
7	7 13C6-PFDA	1800280-02 REEPDW151FRB 0.1173	1.26e4	57.5	NO
8	8 13C7-PFUDa	1800280-02 REEPDW151FRB 0.1173	1.33e4	51.5	NO

**Name: 180218M1\_76, Date: 19-Feb-2018, Time: 04:09:11, ID: 1800280-03 REEPDW152FRB 0.11755, Description: REEPDW152FRB**

	# Name	ID	Area	%Rec	Area Out
1	1 13C4-PFBA	1800280-03 REEPDW152FRB 0.11755	9.05e3	68.7	NO
2	2 13C5-PFHxA	1800280-03 REEPDW152FRB 0.11755	1.19e4	46.2	YES
3	3 13C3-PFHxS	1800280-03 REEPDW152FRB 0.11755	2.93e3	43.2	YES
4	4 13C8-PFOA	1800280-03 REEPDW152FRB 0.11755	1.11e4	57.6	NO
5	5 13C9-PFNA	1800280-03 REEPDW152FRB 0.11755	1.22e4	55.3	NO
6	6 13C4-PFOS	1800280-03 REEPDW152FRB 0.11755	2.98e3	45.5	YES
7	7 13C6-PFDA	1800280-03 REEPDW152FRB 0.11755	1.28e4	58.6	NO
8	8 13C7-PFUDa	1800280-03 REEPDW152FRB 0.11755	1.55e4	59.9	NO

Dataset: Untitled

Last Altered: Tuesday, February 20, 2018 09:31:12 Pacific Standard Time

Printed: Tuesday, February 20, 2018 09:31:31 Pacific Standard Time

**Name: 180218M1\_77, Date: 19-Feb-2018, Time: 04:20:41, ID: 1800280-04 REEPDW154FRB 0.11971, Description: REEPDW154FRB**

	# Name	ID	Area	%Rec	Area Out
1	1 13C4-PFBA	1800280-04 REEPDW154FRB 0.11971	8.29e3	62.9	NO
2	2 13C5-PFHxA	1800280-04 REEPDW154FRB 0.11971	1.23e4	48.1	YES
3	3 13C3-PFHxS	1800280-04 REEPDW154FRB 0.11971	2.69e3	39.8	YES
4	4 13C8-PFOA	1800280-04 REEPDW154FRB 0.11971	1.18e4	61.5	NO
5	5 13C9-PFNA	1800280-04 REEPDW154FRB 0.11971	9.84e3	44.7	YES
6	6 13C4-PFOS	1800280-04 REEPDW154FRB 0.11971	2.71e3	41.3	YES
7	7 13C6-PFDA	1800280-04 REEPDW154FRB 0.11971	1.32e4	60.1	NO
8	8 13C7-PFUDa	1800280-04 REEPDW154FRB 0.11971	1.37e4	53.2	NO

**Name: 180218M1\_78, Date: 19-Feb-2018, Time: 04:32:09, ID: B8B0020-BS1 OPR 0.25, Description: OPR**

	# Name	ID	Area	%Rec	Area Out
1	1 13C4-PFBA	B8B0020-BS1 OPR 0.25	9.08e3	68.9	NO
2	2 13C5-PFHxA	B8B0020-BS1 OPR 0.25	1.19e4	46.4	YES
3	3 13C3-PFHxS	B8B0020-BS1 OPR 0.25	2.99e3	44.1	YES
4	4 13C8-PFOA	B8B0020-BS1 OPR 0.25	1.17e4	60.7	NO
5	5 13C9-PFNA	B8B0020-BS1 OPR 0.25	1.14e4	51.6	NO
6	6 13C4-PFOS	B8B0020-BS1 OPR 0.25	3.21e3	48.9	YES
7	7 13C6-PFDA	B8B0020-BS1 OPR 0.25	1.65e4	75.4	NO
8	8 13C7-PFUDa	B8B0020-BS1 OPR 0.25	1.43e4	55.3	NO

**Name: 180218M1\_79, Date: 19-Feb-2018, Time: 04:43:38, ID: B8B0020-BLK1 Method Blank 0.25, Description: Method Blank**

	# Name	ID	Area	%Rec	Area Out
1	1 13C4-PFBA	B8B0020-BLK1 Method Blank 0.25	8.35e3	63.4	NO
2	2 13C5-PFHxA	B8B0020-BLK1 Method Blank 0.25	1.09e4	42.7	YES
3	3 13C3-PFHxS	B8B0020-BLK1 Method Blank 0.25	2.61e3	38.6	YES
4	4 13C8-PFOA	B8B0020-BLK1 Method Blank 0.25	8.71e3	45.2	YES
5	5 13C9-PFNA	B8B0020-BLK1 Method Blank 0.25	1.01e4	46.0	YES
6	6 13C4-PFOS	B8B0020-BLK1 Method Blank 0.25	2.57e3	39.1	YES
7	7 13C6-PFDA	B8B0020-BLK1 Method Blank 0.25	1.14e4	52.2	NO
8	8 13C7-PFUDa	B8B0020-BLK1 Method Blank 0.25	1.21e4	46.9	YES

**Name: 180218M1\_80, Date: 19-Feb-2018, Time: 04:55:07, ID: 1800246-01 WT1801301135MK 0.24559, Description: WT1801301135MK**

	# Name	ID	Area	%Rec	Area Out
1	1 13C4-PFBA	1800246-01 WT1801301135MK 0.24559	7.96e3	60.4	NO
2	2 13C5-PFHxA	1800246-01 WT1801301135MK 0.24559	1.07e4	41.7	YES
3	3 13C3-PFHxS	1800246-01 WT1801301135MK 0.24559	3.13e3	46.2	YES
4	4 13C8-PFOA	1800246-01 WT1801301135MK 0.24559	1.04e4	54.1	NO
5	5 13C9-PFNA	1800246-01 WT1801301135MK 0.24559	1.16e4	52.6	NO
6	6 13C4-PFOS	1800246-01 WT1801301135MK 0.24559	3.25e3	49.5	YES
7	7 13C6-PFDA	1800246-01 WT1801301135MK 0.24559	1.40e4	63.8	NO
8	8 13C7-PFUDa	1800246-01 WT1801301135MK 0.24559	1.49e4	57.8	NO



Dataset: Untitled

Last Altered: Tuesday, February 20, 2018 09:31:12 Pacific Standard Time

Printed: Tuesday, February 20, 2018 09:31:31 Pacific Standard Time

**Name: 180218M1\_81, Date: 19-Feb-2018, Time: 05:06:37, ID: 1800246-02 WT1801301740EV 0.24069, Description: WT1801301740EV**

	# Name	ID	Area	%Rec	Area Out
1	1 13C4-PFBA	1800246-02 WT1801301740EV 0.24069	8.78e3	66.6	NO
2	2 13C5-PFHxA	1800246-02 WT1801301740EV 0.24069	1.17e4	45.7	YES
3	3 13C3-PFHxS	1800246-02 WT1801301740EV 0.24069	3.07e3	45.4	YES
4	4 13C8-PFOA	1800246-02 WT1801301740EV 0.24069	1.14e4	59.3	NO
5	5 13C9-PFNA	1800246-02 WT1801301740EV 0.24069	1.31e4	59.8	NO
6	6 13C4-PFOS	1800246-02 WT1801301740EV 0.24069	3.07e3	46.8	YES
7	7 13C6-PFDA	1800246-02 WT1801301740EV 0.24069	1.32e4	60.5	NO
8	8 13C7-PFUDa	1800246-02 WT1801301740EV 0.24069	1.81e4	70.2	NO

**Name: 180218M1\_82, Date: 19-Feb-2018, Time: 05:18:06, ID: 1800246-03 WT1801310810MK 0.24933, Description: WT1801310810MK**

	# Name	ID	Area	%Rec	Area Out
1	1 13C4-PFBA	1800246-03 WT1801310810MK 0.24933	8.51e3	64.6	NO
2	2 13C5-PFHxA	1800246-03 WT1801310810MK 0.24933	1.14e4	44.6	YES
3	3 13C3-PFHxS	1800246-03 WT1801310810MK 0.24933	3.14e3	46.4	YES
4	4 13C8-PFOA	1800246-03 WT1801310810MK 0.24933	1.03e4	53.3	NO
5	5 13C9-PFNA	1800246-03 WT1801310810MK 0.24933	1.09e4	49.4	YES
6	6 13C4-PFOS	1800246-03 WT1801310810MK 0.24933	3.23e3	49.3	YES
7	7 13C6-PFDA	1800246-03 WT1801310810MK 0.24933	1.50e4	68.6	NO
8	8 13C7-PFUDa	1800246-03 WT1801310810MK 0.24933	1.40e4	54.3	NO

**Name: 180218M1\_83, Date: 19-Feb-2018, Time: 05:29:36, ID: IPA, Description: IPA**

	# Name	ID	Area	%Rec	Area Out
1	1 13C4-PFBA	IPA	5.08e0	0.0	YES
2	2 13C5-PFHxA	IPA			NO
3	3 13C3-PFHxS	IPA			NO
4	4 13C8-PFOA	IPA	5.11e0	0.0	YES
5	5 13C9-PFNA	IPA			NO
6	6 13C4-PFOS	IPA			NO
7	7 13C6-PFDA	IPA			NO
8	8 13C7-PFUDa	IPA			NO

**Name: 180218M1\_84, Date: 19-Feb-2018, Time: 05:41:05, ID: ST180218M1-13 PFC CS3 18B0815, Description: PFC CS3 18B0815**

	# Name	ID	Area	%Rec	Area Out
1	1 13C4-PFBA	ST180218M1-13 PFC CS3 18B0815	1.05e4	79.9	NO
2	2 13C5-PFHxA	ST180218M1-13 PFC CS3 18B0815	2.55e4	99.6	NO
3	3 13C3-PFHxS	ST180218M1-13 PFC CS3 18B0815	6.06e3	89.6	NO
4	4 13C8-PFOA	ST180218M1-13 PFC CS3 18B0815	2.25e4	116.7	NO
5	5 13C9-PFNA	ST180218M1-13 PFC CS3 18B0815	2.60e4	118.1	NO
6	6 13C4-PFOS	ST180218M1-13 PFC CS3 18B0815	6.28e3	95.7	NO
7	7 13C6-PFDA	ST180218M1-13 PFC CS3 18B0815	2.22e4	101.4	NO
8	8 13C7-PFUDa	ST180218M1-13 PFC CS3 18B0815	3.01e4	116.4	NO

Dataset: Untitled

Last Altered: Tuesday, February 20, 2018 09:31:12 Pacific Standard Time

Printed: Tuesday, February 20, 2018 09:31:31 Pacific Standard Time

**Name: 180218M1\_85, Date: 19-Feb-2018, Time: 05:52:35, ID: IPA, Description: IPA**

	# Name	ID	Area	%Rec	Area Out
1	1 13C4-PFBA	IPA			NO
2	2 13C5-PFHxA	IPA			NO
3	3 13C3-PFHxS	IPA			NO
4	4 13C8-PFOA	IPA	6.88e0	0.0	YES
5	5 13C9-PFNA	IPA			NO
6	6 13C4-PFOS	IPA			NO
7	7 13C6-PFDA	IPA			NO
8	8 13C7-PFUDa	IPA			NO

**Name: 180218M1\_86, Date: 19-Feb-2018, Time: 06:04:04, ID: 1800246-04 WT1801310835MK 0.24492, Description: WT1801310835MK**

	# Name	ID	Area	%Rec	Area Out
1	1 13C4-PFBA	1800246-04 WT1801310835MK 0.24492	8.76e3	66.5	NO
2	2 13C5-PFHxA	1800246-04 WT1801310835MK 0.24492	1.20e4	46.8	YES
3	3 13C3-PFHxS	1800246-04 WT1801310835MK 0.24492	3.25e3	48.0	YES
4	4 13C8-PFOA	1800246-04 WT1801310835MK 0.24492	1.01e4	52.3	NO
5	5 13C9-PFNA	1800246-04 WT1801310835MK 0.24492	1.16e4	52.6	NO
6	6 13C4-PFOS	1800246-04 WT1801310835MK 0.24492	3.11e3	47.4	YES
7	7 13C6-PFDA	1800246-04 WT1801310835MK 0.24492	1.35e4	61.6	NO
8	8 13C7-PFUDa	1800246-04 WT1801310835MK 0.24492	1.53e4	59.2	NO

**Name: 180218M1\_87, Date: 19-Feb-2018, Time: 06:15:33, ID: 1800246-05 WT1801310905MK 0.23565, Description: WT1801310905MK**

	# Name	ID	Area	%Rec	Area Out
1	1 13C4-PFBA	1800246-05 WT1801310905MK 0.23565	7.86e3	59.7	NO
2	2 13C5-PFHxA	1800246-05 WT1801310905MK 0.23565	1.15e4	45.0	YES
3	3 13C3-PFHxS	1800246-05 WT1801310905MK 0.23565	2.66e3	39.3	YES
4	4 13C8-PFOA	1800246-05 WT1801310905MK 0.23565	9.74e3	50.6	NO
5	5 13C9-PFNA	1800246-05 WT1801310905MK 0.23565	9.73e3	44.2	YES
6	6 13C4-PFOS	1800246-05 WT1801310905MK 0.23565	2.50e3	38.1	YES
7	7 13C6-PFDA	1800246-05 WT1801310905MK 0.23565	1.18e4	53.9	NO
8	8 13C7-PFUDa	1800246-05 WT1801310905MK 0.23565	1.37e4	53.1	NO

**Name: 180218M1\_88, Date: 19-Feb-2018, Time: 06:27:04, ID: 1800246-06 FB1801310840MK 0.2434, Description: FB1801310840MK**

	# Name	ID	Area	%Rec	Area Out
1	1 13C4-PFBA	1800246-06 FB1801310840MK 0.2434	9.07e3	68.9	NO
2	2 13C5-PFHxA	1800246-06 FB1801310840MK 0.2434	1.17e4	45.8	YES
3	3 13C3-PFHxS	1800246-06 FB1801310840MK 0.2434	3.06e3	45.2	YES
4	4 13C8-PFOA	1800246-06 FB1801310840MK 0.2434	1.04e4	54.1	NO
5	5 13C9-PFNA	1800246-06 FB1801310840MK 0.2434	1.25e4	57.0	NO
6	6 13C4-PFOS	1800246-06 FB1801310840MK 0.2434	2.86e3	43.7	YES
7	7 13C6-PFDA	1800246-06 FB1801310840MK 0.2434	1.21e4	55.2	NO
8	8 13C7-PFUDa	1800246-06 FB1801310840MK 0.2434	1.78e4	68.9	NO

Dataset: Untitled

Last Altered: Tuesday, February 20, 2018 09:31:12 Pacific Standard Time

Printed: Tuesday, February 20, 2018 09:31:31 Pacific Standard Time

**Name: 180218M1\_89, Date: 19-Feb-2018, Time: 06:38:31, ID: 1800246-07 WT1801311010MK 0.24146, Description: WT1801311010MK**

	# Name	ID	Area	%Rec	Area Out
1	1 13C4-PFBA	1800246-07 WT1801311010MK 0.24146	7.99e3	60.6	NO
2	2 13C5-PFHxA	1800246-07 WT1801311010MK 0.24146	1.10e4	43.0	YES
3	3 13C3-PFHxS	1800246-07 WT1801311010MK 0.24146	2.68e3	39.6	YES
4	4 13C8-PFOA	1800246-07 WT1801311010MK 0.24146	9.48e3	49.2	YES
5	5 13C9-PFNA	1800246-07 WT1801311010MK 0.24146	1.01e4	45.9	YES
6	6 13C4-PFOS	1800246-07 WT1801311010MK 0.24146	2.71e3	41.3	YES
7	7 13C6-PFDA	1800246-07 WT1801311010MK 0.24146	1.19e4	54.2	NO
8	8 13C7-PFUDa	1800246-07 WT1801311010MK 0.24146	1.36e4	52.8	NO

**Name: 180218M1\_90, Date: 19-Feb-2018, Time: 06:50:00, ID: 1800246-08 WR1801311035MK 0.2452, Description: WR1801311035MK**

	# Name	ID	Area	%Rec	Area Out
1	1 13C4-PFBA	1800246-08 WR1801311035MK 0.2452	8.44e3	64.1	NO
2	2 13C5-PFHxA	1800246-08 WR1801311035MK 0.2452	1.09e4	42.5	YES
3	3 13C3-PFHxS	1800246-08 WR1801311035MK 0.2452	2.91e3	43.0	YES
4	4 13C8-PFOA	1800246-08 WR1801311035MK 0.2452	9.91e3	51.5	NO
5	5 13C9-PFNA	1800246-08 WR1801311035MK 0.2452	8.52e3	38.7	YES
6	6 13C4-PFOS	1800246-08 WR1801311035MK 0.2452	3.00e3	45.7	YES
7	7 13C6-PFDA	1800246-08 WR1801311035MK 0.2452	1.23e4	56.3	NO
8	8 13C7-PFUDa	1800246-08 WR1801311035MK 0.2452	1.10e4	42.6	YES

**Name: 180218M1\_91, Date: 19-Feb-2018, Time: 07:01:29, ID: 1800246-09 WT1801311050MK 0.25034, Description: WT1801311050MK**

	# Name	ID	Area	%Rec	Area Out
1	1 13C4-PFBA	1800246-09 WT1801311050MK 0.25034	9.66e3	73.3	NO
2	2 13C5-PFHxA	1800246-09 WT1801311050MK 0.25034	1.24e4	48.2	YES
3	3 13C3-PFHxS	1800246-09 WT1801311050MK 0.25034	3.14e3	46.4	YES
4	4 13C8-PFOA	1800246-09 WT1801311050MK 0.25034	9.98e3	51.8	NO
5	5 13C9-PFNA	1800246-09 WT1801311050MK 0.25034	1.15e4	52.2	NO
6	6 13C4-PFOS	1800246-09 WT1801311050MK 0.25034	3.63e3	55.3	NO
7	7 13C6-PFDA	1800246-09 WT1801311050MK 0.25034	1.27e4	58.0	NO
8	8 13C7-PFUDa	1800246-09 WT1801311050MK 0.25034	1.46e4	56.6	NO

**Name: 180218M1\_92, Date: 19-Feb-2018, Time: 07:12:56, ID: 1800246-10 WT1801311125MK 0.24971, Description: WT1801311125MK**

	# Name	ID	Area	%Rec	Area Out
1	1 13C4-PFBA	1800246-10 WT1801311125MK 0.24971	8.63e3	65.5	NO
2	2 13C5-PFHxA	1800246-10 WT1801311125MK 0.24971	1.09e4	42.4	YES
3	3 13C3-PFHxS	1800246-10 WT1801311125MK 0.24971	2.53e3	37.3	YES
4	4 13C8-PFOA	1800246-10 WT1801311125MK 0.24971	8.80e3	45.7	YES
5	5 13C9-PFNA	1800246-10 WT1801311125MK 0.24971	1.19e4	54.0	NO
6	6 13C4-PFOS	1800246-10 WT1801311125MK 0.24971	2.89e3	44.1	YES
7	7 13C6-PFDA	1800246-10 WT1801311125MK 0.24971	1.19e4	54.3	NO
8	8 13C7-PFUDa	1800246-10 WT1801311125MK 0.24971	1.11e4	42.9	YES

Dataset: Untitled

Last Altered: Tuesday, February 20, 2018 09:31:12 Pacific Standard Time

Printed: Tuesday, February 20, 2018 09:31:31 Pacific Standard Time

**Name: 180218M1\_93, Date: 19-Feb-2018, Time: 07:24:25, ID: 1800246-11 WT1801311140MK 0.24503, Description: WT1801311140MK**

	# Name	ID	Area	%Rec	Area Out
1	1 13C4-PFBA	1800246-11 WT1801311140MK 0.24503	9.49e3	72.0	NO
2	2 13C5-PFHxA	1800246-11 WT1801311140MK 0.24503	1.27e4	49.4	YES
3	3 13C3-PFHxS	1800246-11 WT1801311140MK 0.24503	3.15e3	46.6	YES
4	4 13C8-PFOA	1800246-11 WT1801311140MK 0.24503	1.06e4	54.9	NO
5	5 13C9-PFNA	1800246-11 WT1801311140MK 0.24503	1.36e4	61.7	NO
6	6 13C4-PFOS	1800246-11 WT1801311140MK 0.24503	3.08e3	46.9	YES
7	7 13C6-PFDA	1800246-11 WT1801311140MK 0.24503	1.38e4	62.9	NO
8	8 13C7-PFUdA	1800246-11 WT1801311140MK 0.24503	1.32e4	51.0	NO

**Name: 180218M1\_94, Date: 19-Feb-2018, Time: 07:35:52, ID: 1800246-12 WT1801311355MK 0.24759, Description: WT1801311355MK**

	# Name	ID	Area	%Rec	Area Out
1	1 13C4-PFBA	1800246-12 WT1801311355MK 0.24759	9.14e3	69.3	NO
2	2 13C5-PFHxA	1800246-12 WT1801311355MK 0.24759	1.07e4	41.7	YES
3	3 13C3-PFHxS	1800246-12 WT1801311355MK 0.24759	3.15e3	46.5	YES
4	4 13C8-PFOA	1800246-12 WT1801311355MK 0.24759	1.00e4	52.1	NO
5	5 13C9-PFNA	1800246-12 WT1801311355MK 0.24759	1.03e4	46.6	YES
6	6 13C4-PFOS	1800246-12 WT1801311355MK 0.24759	2.84e3	43.4	YES
7	7 13C6-PFDA	1800246-12 WT1801311355MK 0.24759	1.19e4	54.1	NO
8	8 13C7-PFUdA	1800246-12 WT1801311355MK 0.24759	1.28e4	49.5	YES

**Name: 180218M1\_95, Date: 19-Feb-2018, Time: 07:47:22, ID: 1800246-13 WT1801311405MK 0.24265, Description: WT1801311405MK**

	# Name	ID	Area	%Rec	Area Out
1	1 13C4-PFBA	1800246-13 WT1801311405MK 0.24265	8.91e3	67.6	NO
2	2 13C5-PFHxA	1800246-13 WT1801311405MK 0.24265	1.14e4	44.4	YES
3	3 13C3-PFHxS	1800246-13 WT1801311405MK 0.24265	2.80e3	41.4	YES
4	4 13C8-PFOA	1800246-13 WT1801311405MK 0.24265	1.04e4	54.2	NO
5	5 13C9-PFNA	1800246-13 WT1801311405MK 0.24265	1.10e4	49.9	NO
6	6 13C4-PFOS	1800246-13 WT1801311405MK 0.24265	2.91e3	44.3	YES
7	7 13C6-PFDA	1800246-13 WT1801311405MK 0.24265	1.18e4	54.1	NO
8	8 13C7-PFUdA	1800246-13 WT1801311405MK 0.24265	1.36e4	52.6	NO

**Name: 180218M1\_96, Date: 19-Feb-2018, Time: 07:58:51, ID: B8B0081-BS1 OPR 1, Description: OPR**

	# Name	ID	Area	%Rec	Area Out
1	1 13C4-PFBA	B8B0081-BS1 OPR 1	1.05e4	79.5	NO
2	2 13C5-PFHxA	B8B0081-BS1 OPR 1	1.38e4	53.9	NO
3	3 13C3-PFHxS	B8B0081-BS1 OPR 1	3.01e3	44.6	YES
4	4 13C8-PFOA	B8B0081-BS1 OPR 1	1.03e4	53.6	NO
5	5 13C9-PFNA	B8B0081-BS1 OPR 1	9.48e3	43.1	YES
6	6 13C4-PFOS	B8B0081-BS1 OPR 1	2.93e3	44.6	YES
7	7 13C6-PFDA	B8B0081-BS1 OPR 1	1.07e4	49.1	YES
8	8 13C7-PFUdA	B8B0081-BS1 OPR 1	8.26e3	32.0	YES

Dataset: Untitled

Last Altered: Tuesday, February 20, 2018 09:31:12 Pacific Standard Time

Printed: Tuesday, February 20, 2018 09:31:31 Pacific Standard Time

**Name: 180218M1\_97, Date: 19-Feb-2018, Time: 08:10:21, ID: B8B0081-BLK1 Method Blank 1, Description: Method Blank**

	# Name	ID	Area	%Rec	Area Out
1	1 13C4-PFBA	B8B0081-BLK1 Method Blank 1	1.12e4	85.2	NO
2	2 13C5-PFHxA	B8B0081-BLK1 Method Blank 1	1.25e4	48.6	YES
3	3 13C3-PFHxS	B8B0081-BLK1 Method Blank 1	3.38e3	49.9	NO
4	4 13C8-PFOA	B8B0081-BLK1 Method Blank 1	1.20e4	62.2	NO
5	5 13C9-PFNA	B8B0081-BLK1 Method Blank 1	1.20e4	54.6	NO
6	6 13C4-PFOS	B8B0081-BLK1 Method Blank 1	2.13e3	32.4	YES
7	7 13C6-PFDA	B8B0081-BLK1 Method Blank 1	8.78e3	40.1	YES
8	8 13C7-PFUDa	B8B0081-BLK1 Method Blank 1	7.09e3	27.5	YES

**Name: 180218M1\_98, Date: 19-Feb-2018, Time: 08:21:52, ID: B8B0081-MS1 Matrix Spike 1.13, Description: Matrix Spike**

	# Name	ID	Area	%Rec	Area Out
1	1 13C4-PFBA	B8B0081-MS1 Matrix Spike 1.13	1.04e4	79.2	NO
2	2 13C5-PFHxA	B8B0081-MS1 Matrix Spike 1.13	1.29e4	50.2	NO
3	3 13C3-PFHxS	B8B0081-MS1 Matrix Spike 1.13	3.39e3	50.2	NO
4	4 13C8-PFOA	B8B0081-MS1 Matrix Spike 1.13	1.16e4	60.0	NO
5	5 13C9-PFNA	B8B0081-MS1 Matrix Spike 1.13	9.21e3	41.9	YES
6	6 13C4-PFOS	B8B0081-MS1 Matrix Spike 1.13	2.58e3	39.3	YES
7	7 13C6-PFDA	B8B0081-MS1 Matrix Spike 1.13	9.88e3	45.2	YES
8	8 13C7-PFUDa	B8B0081-MS1 Matrix Spike 1.13	7.94e3	30.8	YES

**Name: 180218M1\_99, Date: 19-Feb-2018, Time: 08:33:18, ID: B8B0081-MSD1 Matrix Spike Dup 1.12, Description: Matrix Spike Dup**

	# Name	ID	Area	%Rec	Area Out
1	1 13C4-PFBA	B8B0081-MSD1 Matrix Spike Dup 1.12	1.12e4	85.2	NO
2	2 13C5-PFHxA	B8B0081-MSD1 Matrix Spike Dup 1.12	1.46e4	56.9	NO
3	3 13C3-PFHxS	B8B0081-MSD1 Matrix Spike Dup 1.12	3.23e3	47.8	YES
4	4 13C8-PFOA	B8B0081-MSD1 Matrix Spike Dup 1.12	1.12e4	58.0	NO
5	5 13C9-PFNA	B8B0081-MSD1 Matrix Spike Dup 1.12	1.15e4	52.4	NO
6	6 13C4-PFOS	B8B0081-MSD1 Matrix Spike Dup 1.12	2.34e3	35.7	YES
7	7 13C6-PFDA	B8B0081-MSD1 Matrix Spike Dup 1.12	8.88e3	40.6	YES
8	8 13C7-PFUDa	B8B0081-MSD1 Matrix Spike Dup 1.12	8.12e3	31.4	YES

**Name: 180218M1\_100, Date: 19-Feb-2018, Time: 08:44:48, ID: 1800100-01 MINNE-08-SB01-010918-01-02 1.12, Description: MINNE-08-SB01-010918-01-02**

	# Name	ID	Area	%Rec	Area Out
1	1 13C4-PFBA	1800100-01 MINNE-08-SB01-010918-0...	9.63e3	73.1	NO
2	2 13C5-PFHxA	1800100-01 MINNE-08-SB01-010918-0...	1.10e4	42.9	YES
3	3 13C3-PFHxS	1800100-01 MINNE-08-SB01-010918-0...	3.17e3	46.9	YES
4	4 13C8-PFOA	1800100-01 MINNE-08-SB01-010918-0...	1.16e4	60.0	NO
5	5 13C9-PFNA	1800100-01 MINNE-08-SB01-010918-0...	1.00e4	45.6	YES
6	6 13C4-PFOS	1800100-01 MINNE-08-SB01-010918-0...	2.66e3	40.6	YES
7	7 13C6-PFDA	1800100-01 MINNE-08-SB01-010918-0...	1.24e4	56.4	NO
8	8 13C7-PFUDa	1800100-01 MINNE-08-SB01-010918-0...	9.70e3	37.5	YES

Dataset: Untitled

Last Altered: Tuesday, February 20, 2018 09:31:12 Pacific Standard Time

Printed: Tuesday, February 20, 2018 09:31:31 Pacific Standard Time

**Name: 180218M1\_101, Date: 19-Feb-2018, Time: 08:56:17, ID: IPA, Description: IPA**

	# Name	ID	Area	%Rec	Area Out
1	1 13C4-PFBA	IPA			NO
2	2 13C5-PFHxA	IPA			NO
3	3 13C3-PFHxS	IPA			NO
4	4 13C8-PFOA	IPA			NO
5	5 13C9-PFNA	IPA			NO
6	6 13C4-PFOS	IPA			NO
7	7 13C6-PFDA	IPA			NO
8	8 13C7-PFUDa	IPA			NO

**Name: 180218M1\_102, Date: 19-Feb-2018, Time: 09:07:46, ID: ST180218M1-14 PFC CS3 18B0815, Description: PFC CS3 18B0815**

	# Name	ID	Area	%Rec	Area Out
1	1 13C4-PFBA	ST180218M1-14 PFC CS3 18B0815	1.12e4	85.3	NO
2	2 13C5-PFHxA	ST180218M1-14 PFC CS3 18B0815	2.59e4	101.0	NO
3	3 13C3-PFHxS	ST180218M1-14 PFC CS3 18B0815	5.71e3	84.3	NO
4	4 13C8-PFOA	ST180218M1-14 PFC CS3 18B0815	2.36e4	122.6	NO
5	5 13C9-PFNA	ST180218M1-14 PFC CS3 18B0815	2.54e4	115.5	NO
6	6 13C4-PFOS	ST180218M1-14 PFC CS3 18B0815	5.06e3	77.1	NO
7	7 13C6-PFDA	ST180218M1-14 PFC CS3 18B0815	2.84e4	129.5	NO
8	8 13C7-PFUDa	ST180218M1-14 PFC CS3 18B0815	2.70e4	104.7	NO

**Name: 180218M1\_103, Date: 19-Feb-2018, Time: 09:19:16, ID: IPA, Description: IPA**

	# Name	ID	Area	%Rec	Area Out
1	1 13C4-PFBA	IPA			NO
2	2 13C5-PFHxA	IPA			NO
3	3 13C3-PFHxS	IPA			NO
4	4 13C8-PFOA	IPA			NO
5	5 13C9-PFNA	IPA			NO
6	6 13C4-PFOS	IPA			NO
7	7 13C6-PFDA	IPA	1.30e1	0.1	YES
8	8 13C7-PFUDa	IPA			NO

**Name: 180218M1\_104, Date: 19-Feb-2018, Time: 09:30:45, ID: 1800100-02 MINNE-08-SB01-010918-16-18 1.19, Description: MINNE-08-SB01-010918-16-18**

	# Name	ID	Area	%Rec	Area Out
1	1 13C4-PFBA	1800100-02 MINNE-08-SB01-010918-1...	1.19e4	90.4	NO
2	2 13C5-PFHxA	1800100-02 MINNE-08-SB01-010918-1...	1.53e4	59.8	NO
3	3 13C3-PFHxS	1800100-02 MINNE-08-SB01-010918-1...	3.41e3	50.4	NO
4	4 13C8-PFOA	1800100-02 MINNE-08-SB01-010918-1...	1.19e4	62.0	NO
5	5 13C9-PFNA	1800100-02 MINNE-08-SB01-010918-1...	1.38e4	62.9	NO
6	6 13C4-PFOS	1800100-02 MINNE-08-SB01-010918-1...	3.01e3	45.9	YES
7	7 13C6-PFDA	1800100-02 MINNE-08-SB01-010918-1...	1.50e4	68.6	NO
8	8 13C7-PFUDa	1800100-02 MINNE-08-SB01-010918-1...	1.56e4	60.4	NO

Dataset: Untitled

Last Altered: Tuesday, February 20, 2018 09:31:12 Pacific Standard Time

Printed: Tuesday, February 20, 2018 09:31:31 Pacific Standard Time

**Name: 180218M1\_105, Date: 19-Feb-2018, Time: 09:42:14, ID: 1800100-03 MINNE-08-SB04-010918-00-02 1.18, Description: MINNE-08-SB04-010918-00-02**

	# Name	ID	Area	%Rec	Area Out
1	1 13C4-PFBA	1800100-03 MINNE-08-SB04-010918-0...	1.05e4	79.7	NO
2	2 13C5-PFHxA	1800100-03 MINNE-08-SB04-010918-0...	1.54e4	60.1	NO
3	3 13C3-PFHxS	1800100-03 MINNE-08-SB04-010918-0...	3.55e3	52.4	NO
4	4 13C8-PFOA	1800100-03 MINNE-08-SB04-010918-0...	1.30e4	67.7	NO
5	5 13C9-PFNA	1800100-03 MINNE-08-SB04-010918-0...	1.48e4	67.2	NO
6	6 13C4-PFOS	1800100-03 MINNE-08-SB04-010918-0...	3.23e3	49.2	YES
7	7 13C6-PFDA	1800100-03 MINNE-08-SB04-010918-0...	1.56e4	71.1	NO
8	8 13C7-PFUDa	1800100-03 MINNE-08-SB04-010918-0...	1.05e4	40.6	YES

**Name: 180218M1\_106, Date: 19-Feb-2018, Time: 09:53:41, ID: 1800100-04 MINNE-08-SB04-010918-16-18 1.19, Description: MINNE-08-SB04-010918-16-18**

	# Name	ID	Area	%Rec	Area Out
1	1 13C4-PFBA	1800100-04 MINNE-08-SB04-010918-1...	1.15e4	87.2	NO
2	2 13C5-PFHxA	1800100-04 MINNE-08-SB04-010918-1...	1.42e4	55.3	NO
3	3 13C3-PFHxS	1800100-04 MINNE-08-SB04-010918-1...	3.70e3	54.6	NO
4	4 13C8-PFOA	1800100-04 MINNE-08-SB04-010918-1...	1.30e4	67.6	NO
5	5 13C9-PFNA	1800100-04 MINNE-08-SB04-010918-1...	1.24e4	56.2	NO
6	6 13C4-PFOS	1800100-04 MINNE-08-SB04-010918-1...	2.88e3	43.9	YES
7	7 13C6-PFDA	1800100-04 MINNE-08-SB04-010918-1...	1.04e4	47.5	YES
8	8 13C7-PFUDa	1800100-04 MINNE-08-SB04-010918-1...	9.04e3	35.0	YES

**Name: 180218M1\_107, Date: 19-Feb-2018, Time: 10:05:07, ID: 1800100-05 MINNE-09-SB02-010918-00-02 1.17, Description: MINNE-09-SB02-010918-00-02**

	# Name	ID	Area	%Rec	Area Out
1	1 13C4-PFBA	1800100-05 MINNE-09-SB02-010918-0...	1.01e4	76.9	NO
2	2 13C5-PFHxA	1800100-05 MINNE-09-SB02-010918-0...	1.20e4	46.7	YES
3	3 13C3-PFHxS	1800100-05 MINNE-09-SB02-010918-0...	3.76e3	55.5	NO
4	4 13C8-PFOA	1800100-05 MINNE-09-SB02-010918-0...	1.17e4	60.6	NO
5	5 13C9-PFNA	1800100-05 MINNE-09-SB02-010918-0...	1.32e4	59.8	NO
6	6 13C4-PFOS	1800100-05 MINNE-09-SB02-010918-0...	3.55e3	54.1	NO
7	7 13C6-PFDA	1800100-05 MINNE-09-SB02-010918-0...	1.42e4	64.8	NO
8	8 13C7-PFUDa	1800100-05 MINNE-09-SB02-010918-0...	1.73e4	66.9	NO

**Name: 180218M1\_108, Date: 19-Feb-2018, Time: 10:16:37, ID: 1800100-06 MINNE-09-SB02-010918-17-19 1.16, Description: MINNE-09-SB02-010918-17-19**

	# Name	ID	Area	%Rec	Area Out
1	1 13C4-PFBA	1800100-06 MINNE-09-SB02-010918-1...	1.15e4	87.0	NO
2	2 13C5-PFHxA	1800100-06 MINNE-09-SB02-010918-1...	1.32e4	51.4	NO
3	3 13C3-PFHxS	1800100-06 MINNE-09-SB02-010918-1...	3.20e3	47.2	YES
4	4 13C8-PFOA	1800100-06 MINNE-09-SB02-010918-1...	1.23e4	63.9	NO
5	5 13C9-PFNA	1800100-06 MINNE-09-SB02-010918-1...	1.24e4	56.5	NO
6	6 13C4-PFOS	1800100-06 MINNE-09-SB02-010918-1...	2.19e3	33.3	YES
7	7 13C6-PFDA	1800100-06 MINNE-09-SB02-010918-1...	8.94e3	40.8	YES
8	8 13C7-PFUDa	1800100-06 MINNE-09-SB02-010918-1...	3.70e3	14.3	YES

Dataset: Untitled

Last Altered: Tuesday, February 20, 2018 09:31:12 Pacific Standard Time

Printed: Tuesday, February 20, 2018 09:31:31 Pacific Standard Time

**Name: 180218M1\_109, Date: 19-Feb-2018, Time: 10:28:06, ID: 1800100-07 MINNE-09-SB04-010918-00-02 1.22, Description: MINNE-09-SB04-010918-00-02**

	# Name	ID	Area	%Rec	Area Out
1	1 13C4-PFBA	1800100-07 MINNE-09-SB04-010918-0...	1.07e4	81.2	NO
2	2 13C5-PFHxA	1800100-07 MINNE-09-SB04-010918-0...	1.28e4	49.9	YES
3	3 13C3-PFHxS	1800100-07 MINNE-09-SB04-010918-0...	3.48e3	51.5	NO
4	4 13C8-PFOA	1800100-07 MINNE-09-SB04-010918-0...	1.29e4	67.0	NO
5	5 13C9-PFNA	1800100-07 MINNE-09-SB04-010918-0...	1.41e4	64.2	NO
6	6 13C4-PFOS	1800100-07 MINNE-09-SB04-010918-0...	3.17e3	48.3	YES
7	7 13C6-PFDA	1800100-07 MINNE-09-SB04-010918-0...	1.30e4	59.3	NO
8	8 13C7-PFUDa	1800100-07 MINNE-09-SB04-010918-0...	9.40e3	36.4	YES

**Name: 180218M1\_110, Date: 19-Feb-2018, Time: 10:39:36, ID: 1800100-08 MINNE-09-SB04-010918-17-19 1.16, Description: MINNE-09-SB04-010918-17-19**

	# Name	ID	Area	%Rec	Area Out
1	1 13C4-PFBA	1800100-08 MINNE-09-SB04-010918-1...	1.01e4	77.0	NO
2	2 13C5-PFHxA	1800100-08 MINNE-09-SB04-010918-1...	1.22e4	47.4	YES
3	3 13C3-PFHxS	1800100-08 MINNE-09-SB04-010918-1...	3.19e3	47.2	YES
4	4 13C8-PFOA	1800100-08 MINNE-09-SB04-010918-1...	1.06e4	55.2	NO
5	5 13C9-PFNA	1800100-08 MINNE-09-SB04-010918-1...	1.00e4	45.6	YES
6	6 13C4-PFOS	1800100-08 MINNE-09-SB04-010918-1...	2.34e3	35.7	YES
7	7 13C6-PFDA	1800100-08 MINNE-09-SB04-010918-1...	1.05e4	47.8	YES
8	8 13C7-PFUDa	1800100-08 MINNE-09-SB04-010918-1...	7.04e3	27.3	YES

**Name: 180218M1\_111, Date: 19-Feb-2018, Time: 10:51:05, ID: 1800100-13 MINNE-08-SB02-011018-00-02 1.13, Description: MINNE-08-SB02-011018-00-02**

	# Name	ID	Area	%Rec	Area Out
1	1 13C4-PFBA	1800100-13 MINNE-08-SB02-011018-0...	1.03e4	78.4	NO
2	2 13C5-PFHxA	1800100-13 MINNE-08-SB02-011018-0...	1.34e4	52.4	NO
3	3 13C3-PFHxS	1800100-13 MINNE-08-SB02-011018-0...	3.20e3	47.2	YES
4	4 13C8-PFOA	1800100-13 MINNE-08-SB02-011018-0...	1.21e4	62.7	NO
5	5 13C9-PFNA	1800100-13 MINNE-08-SB02-011018-0...	1.16e4	52.8	NO
6	6 13C4-PFOS	1800100-13 MINNE-08-SB02-011018-0...	2.34e3	35.6	YES
7	7 13C6-PFDA	1800100-13 MINNE-08-SB02-011018-0...	1.00e4	45.8	YES
8	8 13C7-PFUDa	1800100-13 MINNE-08-SB02-011018-0...	1.14e4	44.2	YES

**Name: 180218M1\_112, Date: 19-Feb-2018, Time: 11:02:34, ID: 1800100-14 MINNE-08-SB02-011018-15-17 1.14, Description: MINNE-08-SB02-011018-15-17**

	# Name	ID	Area	%Rec	Area Out
1	1 13C4-PFBA	1800100-14 MINNE-08-SB02-011018-1...	1.09e4	82.7	NO
2	2 13C5-PFHxA	1800100-14 MINNE-08-SB02-011018-1...	1.33e4	51.8	NO
3	3 13C3-PFHxS	1800100-14 MINNE-08-SB02-011018-1...	2.93e3	43.3	YES
4	4 13C8-PFOA	1800100-14 MINNE-08-SB02-011018-1...	1.15e4	60.0	NO
5	5 13C9-PFNA	1800100-14 MINNE-08-SB02-011018-1...	1.05e4	47.8	YES
6	6 13C4-PFOS	1800100-14 MINNE-08-SB02-011018-1...	1.94e3	29.5	YES
7	7 13C6-PFDA	1800100-14 MINNE-08-SB02-011018-1...	9.04e3	41.3	YES
8	8 13C7-PFUDa	1800100-14 MINNE-08-SB02-011018-1...	2.54e3	9.8	YES



Dataset: Untitled

Last Altered: Tuesday, February 20, 2018 09:31:12 Pacific Standard Time

Printed: Tuesday, February 20, 2018 09:31:31 Pacific Standard Time

**Name: 180218M1\_113, Date: 19-Feb-2018, Time: 11:14:03, ID: 1800100-20 MINNE-SO-DUP03-011018 1.13, Description: MINNE-SO-DUP03-011018**

	# Name	ID	Area	%Rec	Area Out
1	1 13C4-PFBA	1800100-20 MINNE-SO-DUP03-011018...	1.10e4	83.3	NO
2	2 13C5-PFHxA	1800100-20 MINNE-SO-DUP03-011018...	1.31e4	51.0	NO
3	3 13C3-PFHxS	1800100-20 MINNE-SO-DUP03-011018...	3.15e3	46.6	YES
4	4 13C8-PFOA	1800100-20 MINNE-SO-DUP03-011018...	1.27e4	66.2	NO
5	5 13C9-PFNA	1800100-20 MINNE-SO-DUP03-011018...	1.32e4	60.2	NO
6	6 13C4-PFOS	1800100-20 MINNE-SO-DUP03-011018...	2.53e3	38.6	YES
7	7 13C6-PFDA	1800100-20 MINNE-SO-DUP03-011018...	1.07e4	48.8	YES
8	8 13C7-PFUdA	1800100-20 MINNE-SO-DUP03-011018...	7.33e3	28.4	YES

**Name: 180218M1\_114, Date: 19-Feb-2018, Time: 11:25:33, ID: IPA, Description: IPA**

	# Name	ID	Area	%Rec	Area Out
1	1 13C4-PFBA	IPA			NO
2	2 13C5-PFHxA	IPA	5.89e0	0.0	YES
3	3 13C3-PFHxS	IPA			NO
4	4 13C8-PFOA	IPA			NO
5	5 13C9-PFNA	IPA			NO
6	6 13C4-PFOS	IPA			NO
7	7 13C6-PFDA	IPA	9.65e0	0.0	YES
8	8 13C7-PFUdA	IPA			NO

**Name: 180218M1\_115, Date: 19-Feb-2018, Time: 11:37:02, ID: ST180218M1-15 PFC CS3 18B0815, Description: PFC CS3 18B0815**

	# Name	ID	Area	%Rec	Area Out
1	1 13C4-PFBA	ST180218M1-15 PFC CS3 18B0815	1.05e4	79.4	NO
2	2 13C5-PFHxA	ST180218M1-15 PFC CS3 18B0815	2.50e4	97.6	NO
3	3 13C3-PFHxS	ST180218M1-15 PFC CS3 18B0815	5.40e3	79.8	NO
4	4 13C8-PFOA	ST180218M1-15 PFC CS3 18B0815	2.23e4	115.9	NO
5	5 13C9-PFNA	ST180218M1-15 PFC CS3 18B0815	2.26e4	102.6	NO
6	6 13C4-PFOS	ST180218M1-15 PFC CS3 18B0815	5.25e3	80.1	NO
7	7 13C6-PFDA	ST180218M1-15 PFC CS3 18B0815	2.06e4	94.2	NO
8	8 13C7-PFUdA	ST180218M1-15 PFC CS3 18B0815	2.62e4	101.4	NO

**Name: 180218M1\_116, Date: 19-Feb-2018, Time: 11:48:31, ID: IPA, Description: IPA**

	# Name	ID	Area	%Rec	Area Out
1	1 13C4-PFBA	IPA			NO
2	2 13C5-PFHxA	IPA	6.49e0	0.0	YES
3	3 13C3-PFHxS	IPA			NO
4	4 13C8-PFOA	IPA	5.23e0	0.0	YES
5	5 13C9-PFNA	IPA			NO
6	6 13C4-PFOS	IPA			NO
7	7 13C6-PFDA	IPA			NO
8	8 13C7-PFUdA	IPA			NO

Dataset: Untitled

Last Altered: Tuesday, February 20, 2018 09:31:12 Pacific Standard Time

Printed: Tuesday, February 20, 2018 09:31:31 Pacific Standard Time

**Name: 180218M1\_117, Date: 19-Feb-2018, Time: 12:00:00, ID: 1800178-03@5X YEAGR-04-SB02-00-02 1.18, Description: YEAGR-04-SB02-00-02**

	# Name	ID	Area	%Rec	Area Out
1	1 13C4-PFBA	1800178-03@5X YEAGR-04-SB02-00-...	1.60e3	12.1	YES
2	2 13C5-PFHxA	1800178-03@5X YEAGR-04-SB02-00-...	2.08e3	8.1	YES
3	3 13C3-PFHxS	1800178-03@5X YEAGR-04-SB02-00-...	4.45e2	6.6	YES
4	4 13C8-PFOA	1800178-03@5X YEAGR-04-SB02-00-...	1.44e3	7.5	YES
5	5 13C9-PFNA	1800178-03@5X YEAGR-04-SB02-00-...	1.92e3	8.7	YES
6	6 13C4-PFOS	1800178-03@5X YEAGR-04-SB02-00-...	3.96e2	6.0	YES
7	7 13C6-PFDA	1800178-03@5X YEAGR-04-SB02-00-...	1.36e3	6.2	YES
8	8 13C7-PFUDa	1800178-03@5X YEAGR-04-SB02-00-...	1.14e3	4.4	YES

**Name: 180218M1\_118, Date: 19-Feb-2018, Time: 12:11:29, ID: 1800178-04@10X YEAGR-04-SB03-00-02 1.13, Description: YEAGR-04-SB03-00-02**

	# Name	ID	Area	%Rec	Area Out
1	1 13C4-PFBA	1800178-04@10X YEAGR-04-SB03-00...	1.40e3	10.6	YES
2	2 13C5-PFHxA	1800178-04@10X YEAGR-04-SB03-00...	1.78e3	6.9	YES
3	3 13C3-PFHxS	1800178-04@10X YEAGR-04-SB03-00...	2.81e2	4.1	YES
4	4 13C8-PFOA	1800178-04@10X YEAGR-04-SB03-00...	1.30e3	6.8	YES
5	5 13C9-PFNA	1800178-04@10X YEAGR-04-SB03-00...	1.48e3	6.7	YES
6	6 13C4-PFOS	1800178-04@10X YEAGR-04-SB03-00...	2.10e2	3.2	YES
7	7 13C6-PFDA	1800178-04@10X YEAGR-04-SB03-00...	9.38e2	4.3	YES
8	8 13C7-PFUDa	1800178-04@10X YEAGR-04-SB03-00...	7.14e2	2.8	YES

**Name: 180218M1\_119, Date: 19-Feb-2018, Time: 12:22:56, ID: 1800178-05 YEAGR-04-SB03-08-10 1.16, Description: YEAGR-04-SB03-08-10**

	# Name	ID	Area	%Rec	Area Out
1	1 13C4-PFBA	1800178-05 YEAGR-04-SB03-08-10 1.16	1.18e4	89.2	NO
2	2 13C5-PFHxA	1800178-05 YEAGR-04-SB03-08-10 1.16	1.49e4	58.0	NO
3	3 13C3-PFHxS	1800178-05 YEAGR-04-SB03-08-10 1.16	3.45e3	50.9	NO
4	4 13C8-PFOA	1800178-05 YEAGR-04-SB03-08-10 1.16	1.30e4	67.5	NO
5	5 13C9-PFNA	1800178-05 YEAGR-04-SB03-08-10 1.16	1.01e4	45.9	YES
6	6 13C4-PFOS	1800178-05 YEAGR-04-SB03-08-10 1.16	2.06e3	31.4	YES
7	7 13C6-PFDA	1800178-05 YEAGR-04-SB03-08-10 1.16	9.36e3	42.8	YES
8	8 13C7-PFUDa	1800178-05 YEAGR-04-SB03-08-10 1.16	4.53e3	17.5	YES

**Name: 180218M1\_120, Date: 19-Feb-2018, Time: 12:34:26, ID: 1701839-01@5X STWRT-GW-MW113 0.11527, Description: STWRT-GW-MW113**

	# Name	ID	Area	%Rec	Area Out
1	1 13C4-PFBA	1701839-01@5X STWRT-GW-MW113 ...	2.36e3	17.9	YES
2	2 13C5-PFHxA	1701839-01@5X STWRT-GW-MW113 ...	2.86e3	11.2	YES
3	3 13C3-PFHxS	1701839-01@5X STWRT-GW-MW113 ...			
4	4 13C8-PFOA	1701839-01@5X STWRT-GW-MW113 ...			
5	5 13C9-PFNA	1701839-01@5X STWRT-GW-MW113 ...			
6	6 13C4-PFOS	1701839-01@5X STWRT-GW-MW113 ...			
7	7 13C6-PFDA	1701839-01@5X STWRT-GW-MW113 ...			
8	8 13C7-PFUDa	1701839-01@5X STWRT-GW-MW113 ...			

Dataset: Untitled

Last Altered: Tuesday, February 20, 2018 09:31:12 Pacific Standard Time

Printed: Tuesday, February 20, 2018 09:31:31 Pacific Standard Time

**Name: 180218M1\_121, Date: 19-Feb-2018, Time: 12:45:55, ID: 1701839-12 STWRT-LW-MW02 0.11638, Description: STWRT-LW-MW02**

#	Name	ID	Area	%Rec	Area Out
1	1 13C4-PFBA	1701839-12 STWRT-LW-MW02 0.11638	7.50e3	56.9	NO
2	2 13C5-PFHxA	1701839-12 STWRT-LW-MW02 0.11638	9.15e3	35.7	YES
3	3 13C3-PFHxS	1701839-12 STWRT-LW-MW02 0.11638			
4	4 13C8-PFOA	1701839-12 STWRT-LW-MW02 0.11638			
5	5 13C9-PFNA	1701839-12 STWRT-LW-MW02 0.11638			
6	6 13C4-PFOS	1701839-12 STWRT-LW-MW02 0.11638			
7	7 13C6-PFDA	1701839-12 STWRT-LW-MW02 0.11638			
8	8 13C7-PFUDa	1701839-12 STWRT-LW-MW02 0.11638			

**Name: 180218M1\_122, Date: 19-Feb-2018, Time: 12:57:24, ID: 1800178-12 YEAGR-SW-DUP01-011718 0.12161, Description: YEAGR-SW-DUP01-011718**

#	Name	ID	Area	%Rec	Area Out
1	1 13C4-PFBA	1800178-12 YEAGR-SW-DUP01-01171...	9.74e3	73.9	NO
2	2 13C5-PFHxA	1800178-12 YEAGR-SW-DUP01-01171...	1.25e4	48.6	YES
3	3 13C3-PFHxS	1800178-12 YEAGR-SW-DUP01-01171...	2.74e3	40.5	YES
4	4 13C8-PFOA	1800178-12 YEAGR-SW-DUP01-01171...	9.79e3	50.8	NO
5	5 13C9-PFNA	1800178-12 YEAGR-SW-DUP01-01171...	1.06e4	48.0	YES
6	6 13C4-PFOS	1800178-12 YEAGR-SW-DUP01-01171...	2.22e3	33.8	YES
7	7 13C6-PFDA	1800178-12 YEAGR-SW-DUP01-01171...	9.35e3	42.7	YES
8	8 13C7-PFUDa	1800178-12 YEAGR-SW-DUP01-01171...	7.21e3	27.9	YES

**Name: 180218M1\_123, Date: 19-Feb-2018, Time: 13:08:51, ID: B8B0053-MSD1 Matrix Spike Dup 1.13, Description: Matrix Spike Dup**

#	Name	ID	Area	%Rec	Area Out
1	1 13C4-PFBA	B8B0053-MSD1 Matrix Spike Dup 1.13	1.29e4	97.8	NO
2	2 13C5-PFHxA	B8B0053-MSD1 Matrix Spike Dup 1.13	1.58e4	61.8	NO
3	3 13C3-PFHxS	B8B0053-MSD1 Matrix Spike Dup 1.13	3.71e3	54.9	NO
4	4 13C8-PFOA	B8B0053-MSD1 Matrix Spike Dup 1.13	1.45e4	75.0	NO
5	5 13C9-PFNA	B8B0053-MSD1 Matrix Spike Dup 1.13	1.84e4	83.4	NO
6	6 13C4-PFOS	B8B0053-MSD1 Matrix Spike Dup 1.13	4.02e3	61.3	NO
7	7 13C6-PFDA	B8B0053-MSD1 Matrix Spike Dup 1.13	1.83e4	83.7	NO
8	8 13C7-PFUDa	B8B0053-MSD1 Matrix Spike Dup 1.13	1.78e4	68.7	NO

**Name: 180218M1\_124, Date: 19-Feb-2018, Time: 13:20:18, ID: ST180218M1-16 PFC CS3 18B0815, Description: PFC CS3 18B0815**

#	Name	ID	Area	%Rec	Area Out
1	1 13C4-PFBA	ST180218M1-16 PFC CS3 18B0815	1.03e4	78.3	NO
2	2 13C5-PFHxA	ST180218M1-16 PFC CS3 18B0815	2.46e4	95.9	NO
3	3 13C3-PFHxS	ST180218M1-16 PFC CS3 18B0815	5.10e3	75.3	NO
4	4 13C8-PFOA	ST180218M1-16 PFC CS3 18B0815	2.30e4	119.4	NO
5	5 13C9-PFNA	ST180218M1-16 PFC CS3 18B0815	2.13e4	96.6	NO
6	6 13C4-PFOS	ST180218M1-16 PFC CS3 18B0815	5.63e3	85.8	NO
7	7 13C6-PFDA	ST180218M1-16 PFC CS3 18B0815	2.10e4	96.2	NO
8	8 13C7-PFUDa	ST180218M1-16 PFC CS3 18B0815	2.76e4	106.7	NO

Dataset: Untitled

Last Altered: Tuesday, February 20, 2018 08:36:18 Pacific Standard Time

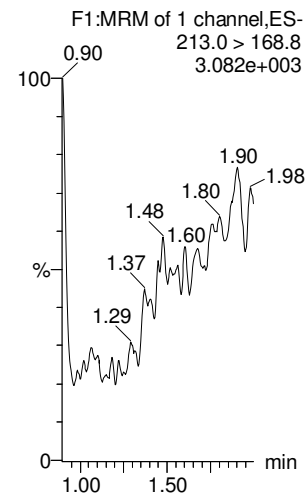
Printed: Tuesday, February 20, 2018 08:36:32 Pacific Standard Time

Method: F:\Projects\PFAS.PRO\MethDB\PFAS\_FULL\_80C\_021218.mdb 13 Feb 2018 09:04:36

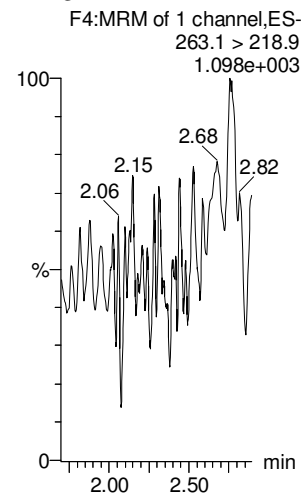
Calibration: F:\Projects\PFAS.PRO\CurveDB\C18\_VAL-PFAS\_Q4\_02-18-18-FULL.cdb 18 Feb 2018 17:06:20

Name: 180218M1\_14, Date: 18-Feb-2018, Time: 16:17:29, ID: IPA, Description: IPA

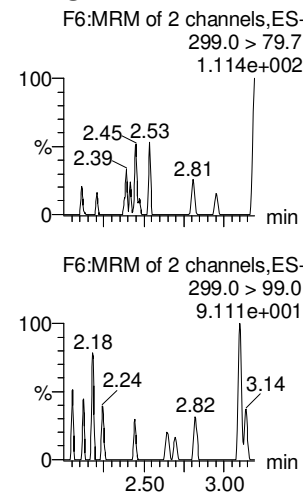
**PFBA**



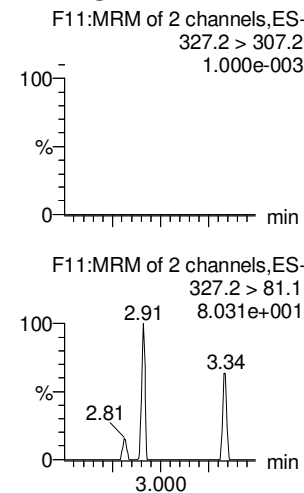
**PFPeA**



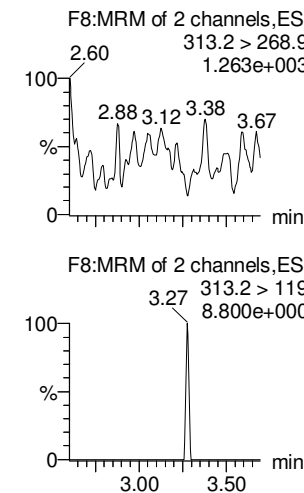
**PFBS**



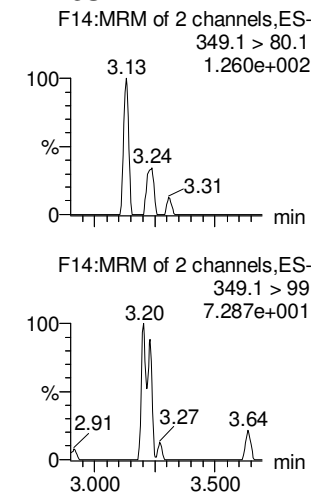
**4:2 FTS**



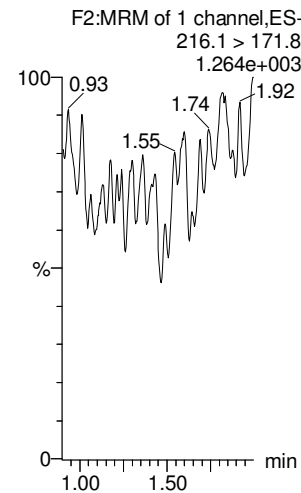
**PFHxA**



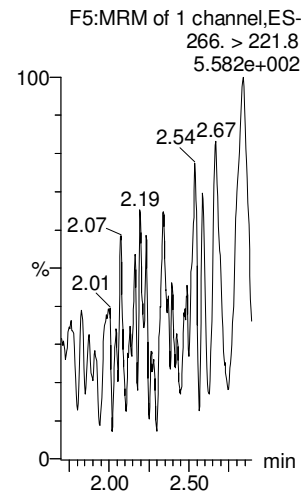
**PFPeS**



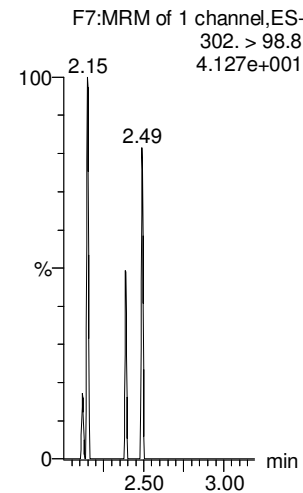
**13C3-PFBA**



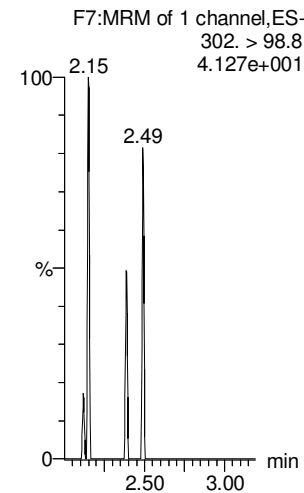
**13C3-PFPeA**



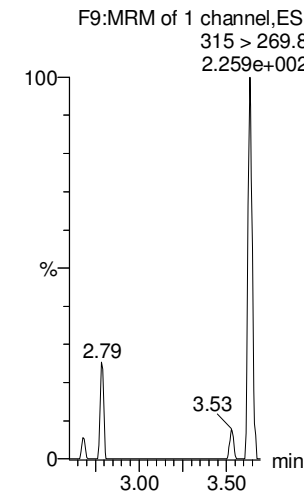
**13C3-PFBS**



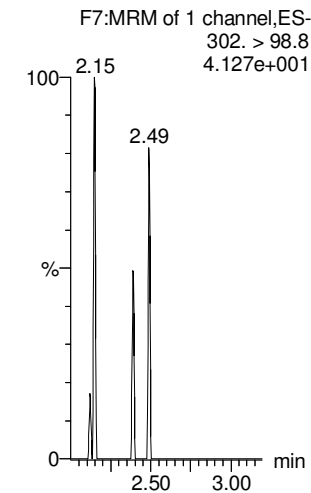
**13C3-PFBS**



**13C2-PFHxA**



**13C3-PFBS**



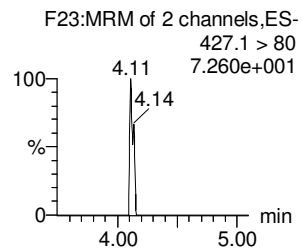
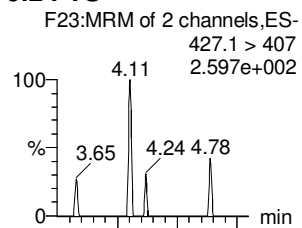
Dataset: Untitled

Last Altered: Tuesday, February 20, 2018 08:36:18 Pacific Standard Time

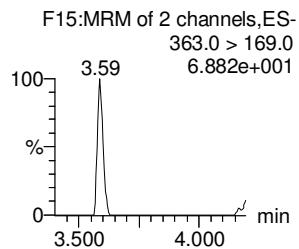
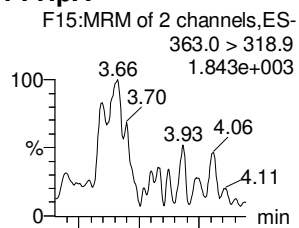
Printed: Tuesday, February 20, 2018 08:36:32 Pacific Standard Time

Name: 180218M1\_14, Date: 18-Feb-2018, Time: 16:17:29, ID: IPA, Description: IPA

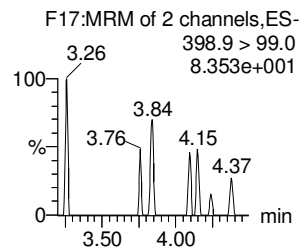
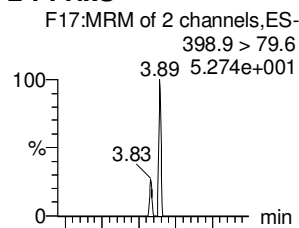
**6:2 FTS**



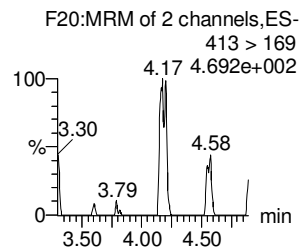
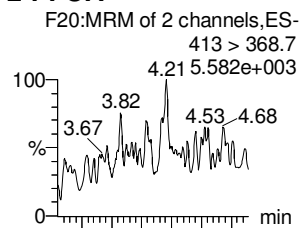
**PFHpA**



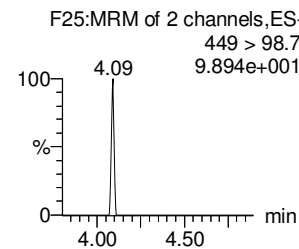
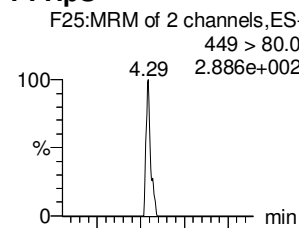
**L-PFHxS**



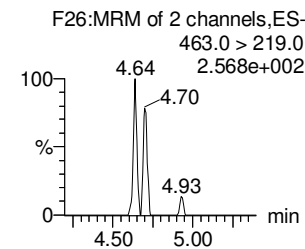
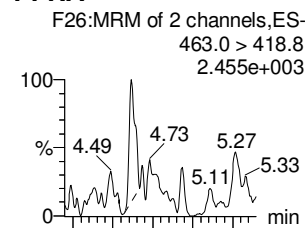
**L-PFOA**



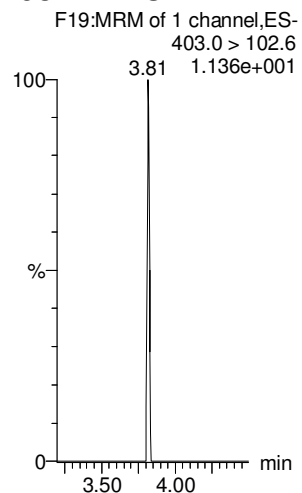
**PFHpS**



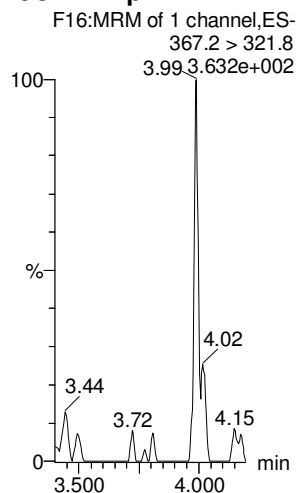
**PFNA**



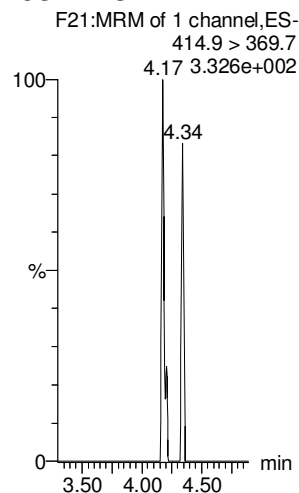
**18O2-PFHxS**



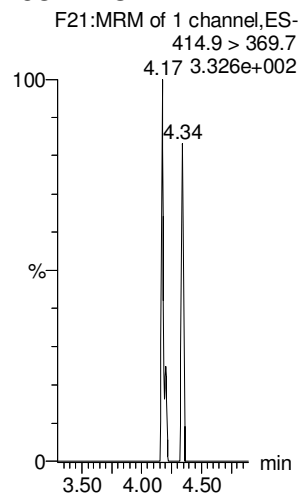
**13C4-PFHpA**



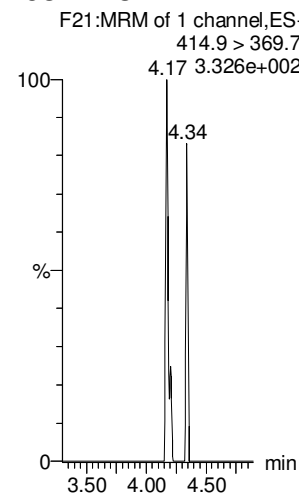
**13C2-PFOA**



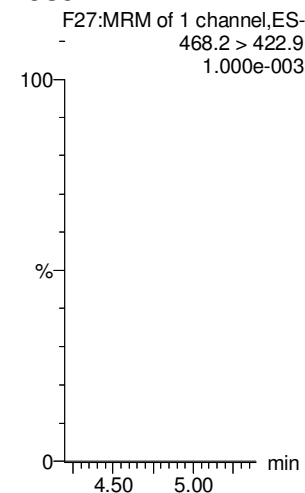
**13C2-PFOA**



**13C2-PFOA**



**13C5-PFNA**



Dataset: Untitled

Last Altered: Tuesday, February 20, 2018 08:36:18 Pacific Standard Time

Printed: Tuesday, February 20, 2018 08:36:32 Pacific Standard Time

Name: 180218M1\_14, Date: 18-Feb-2018, Time: 16:17:29, ID: IPA, Description: IPA

**PFOSA**

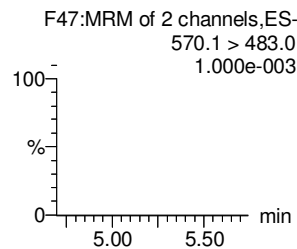
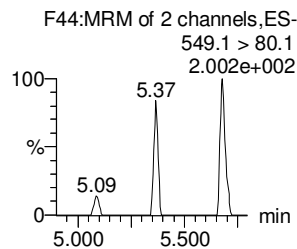
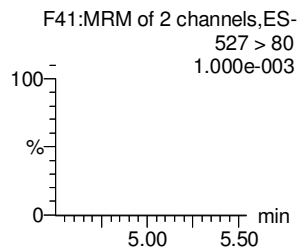
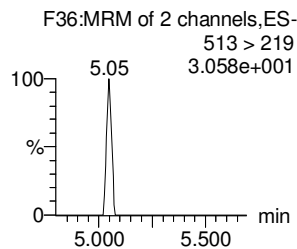
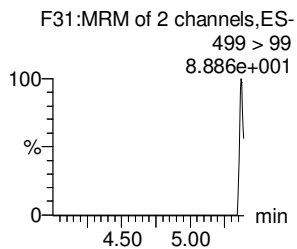
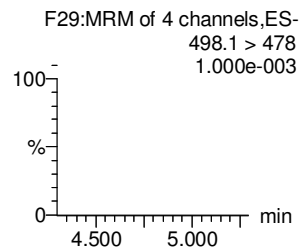
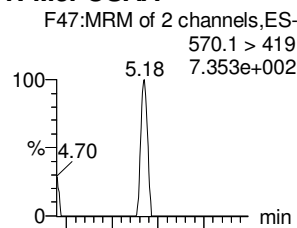
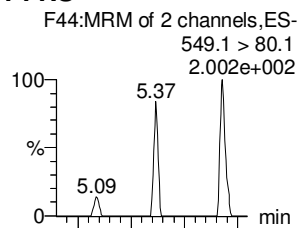
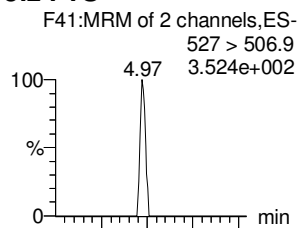
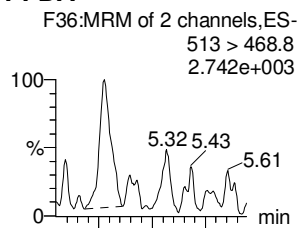
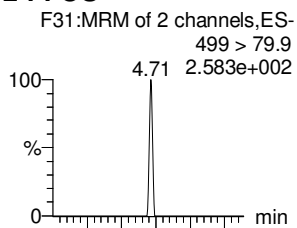
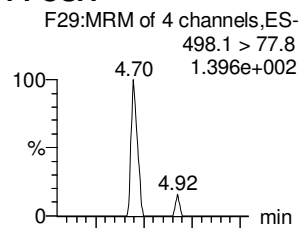
**L-PFOS**

**PFDA**

**8:2 FTS**

**PFNS**

**N-MeFOSAA**



**13C8-PFOSA**

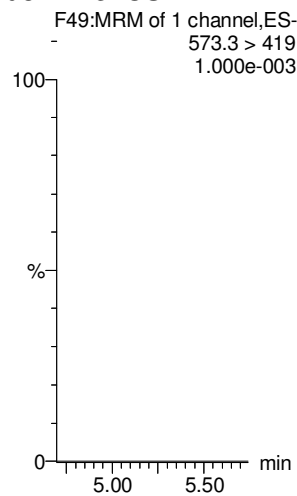
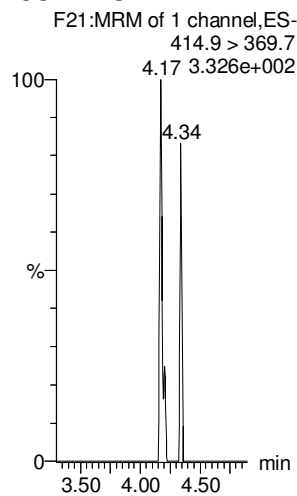
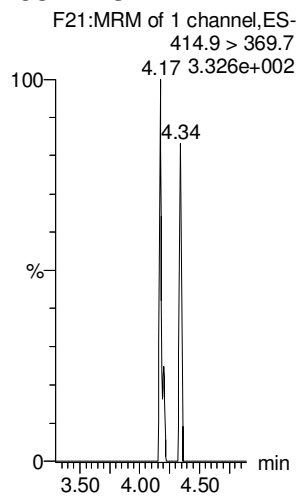
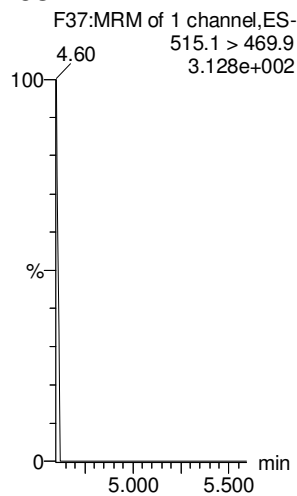
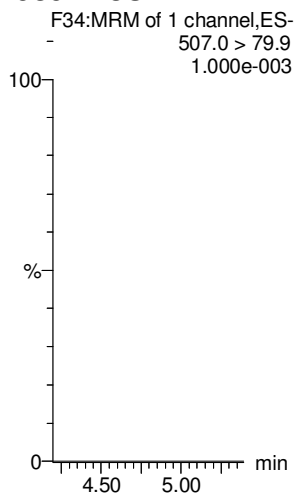
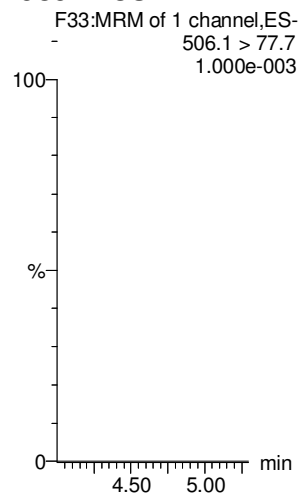
**13C8-PFOS**

**13C2-PFDA**

**13C2-PFOA**

**13C2-PFOA**

**d3-N-MeFOSAA**



Dataset: Untitled

Last Altered: Tuesday, February 20, 2018 08:36:18 Pacific Standard Time

Printed: Tuesday, February 20, 2018 08:36:32 Pacific Standard Time

Name: 180218M1\_14, Date: 18-Feb-2018, Time: 16:17:29, ID: IPA, Description: IPA

**N-EtFOSAA**

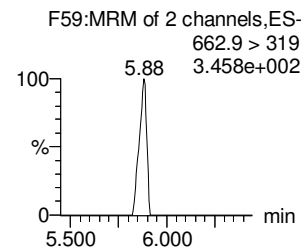
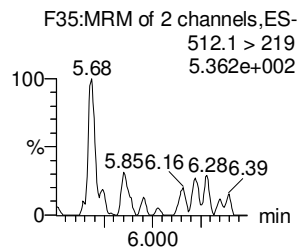
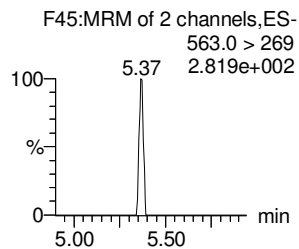
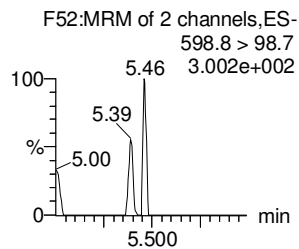
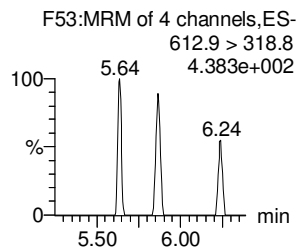
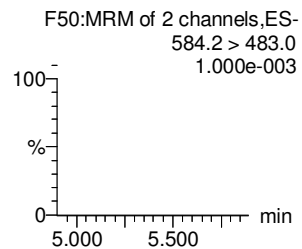
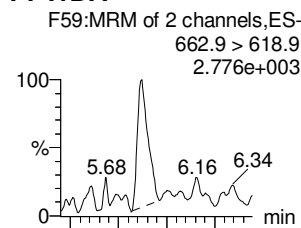
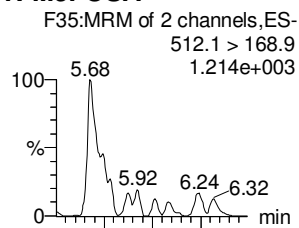
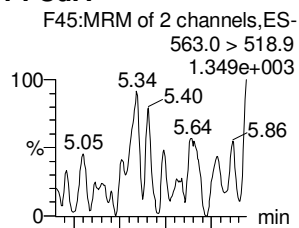
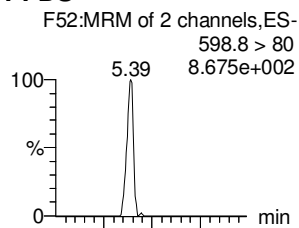
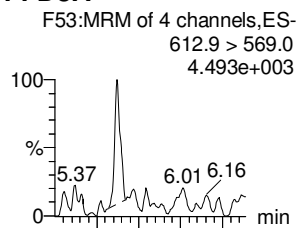
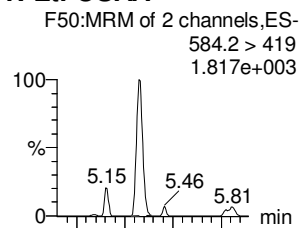
**PFDoA**

**PFDS**

**PFUdA**

**N-MeFOSA**

**PFTrDA**



**d5-N-EtFOSAA**

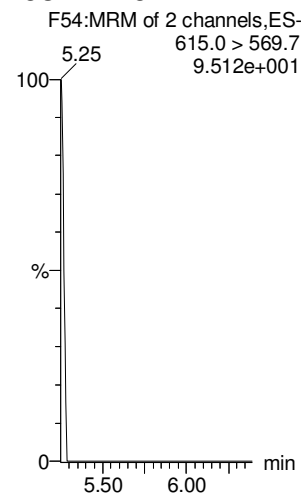
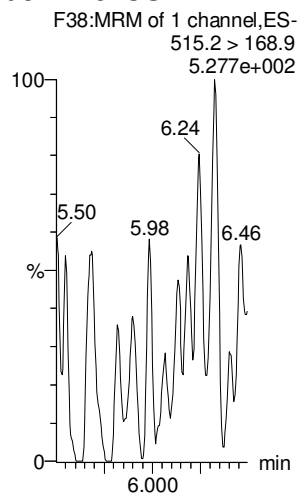
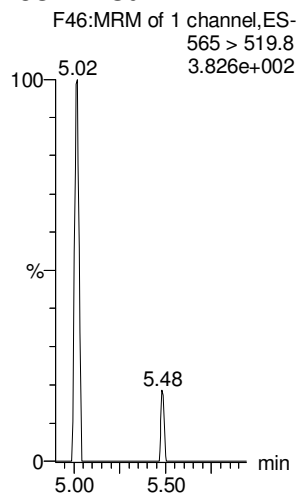
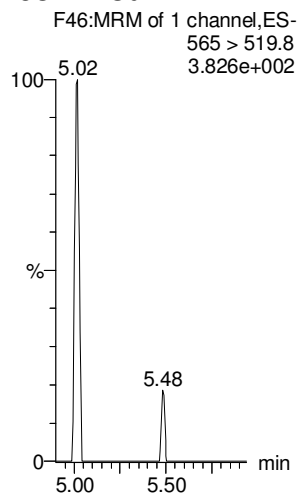
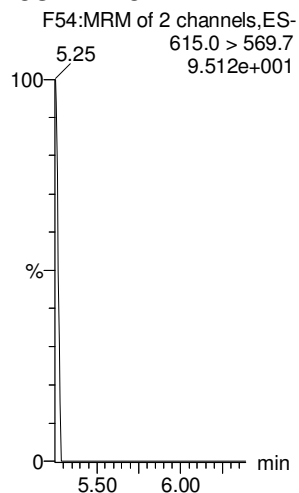
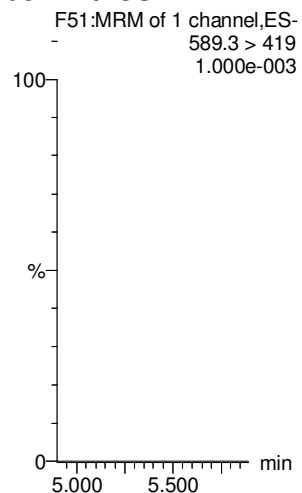
**13C2-PFDoA**

**13C2-PFUdA**

**13C2-PFUdA**

**d3-N-MeFOSA**

**13C2-PFDoA**



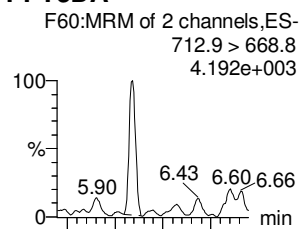
Dataset: Untitled

Last Altered: Tuesday, February 20, 2018 08:36:18 Pacific Standard Time

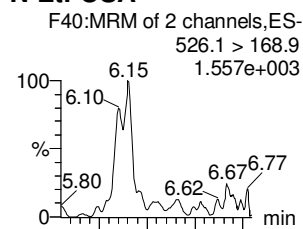
Printed: Tuesday, February 20, 2018 08:36:32 Pacific Standard Time

Name: 180218M1\_14, Date: 18-Feb-2018, Time: 16:17:29, ID: IPA, Description: IPA

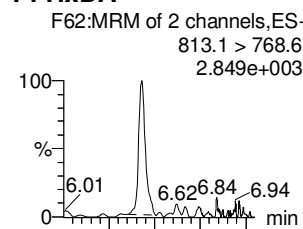
**PFTeDA**



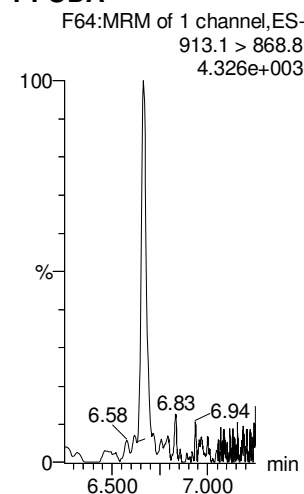
**N-EtFOSE**



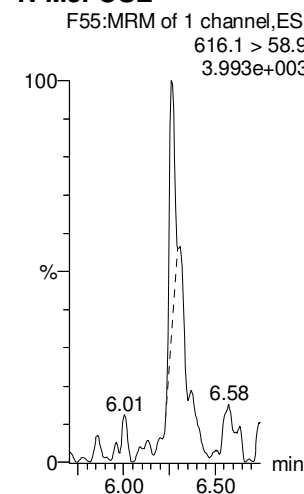
**PFHxDA**



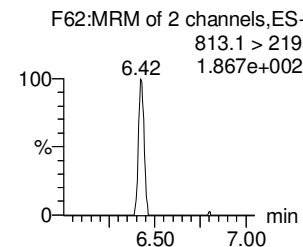
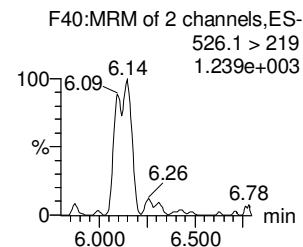
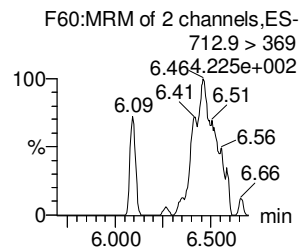
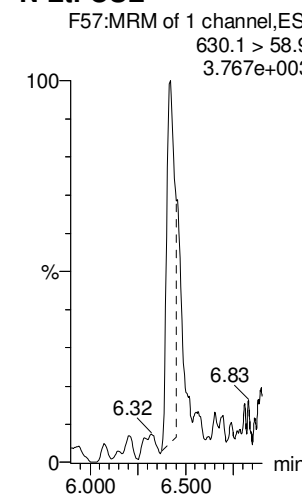
**PFODA**



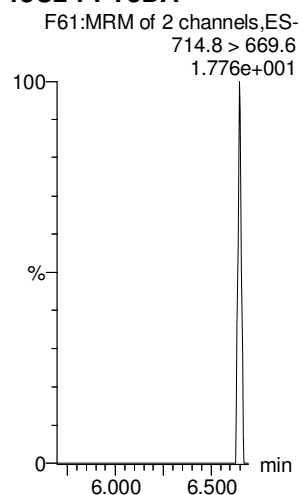
**N-MeFOSE**



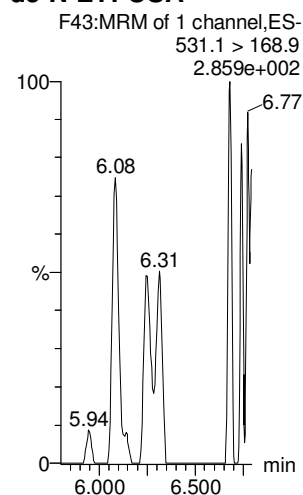
**N-EtFOSE**



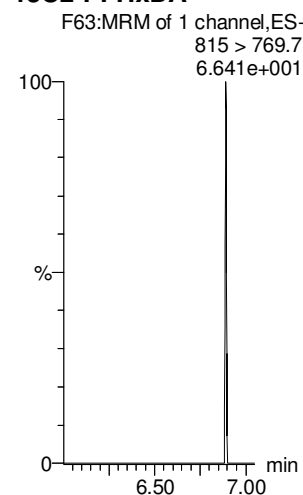
**13C2-PFTeDA**



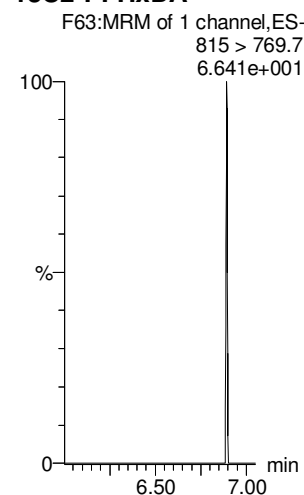
**d5-N-ETFOSE**



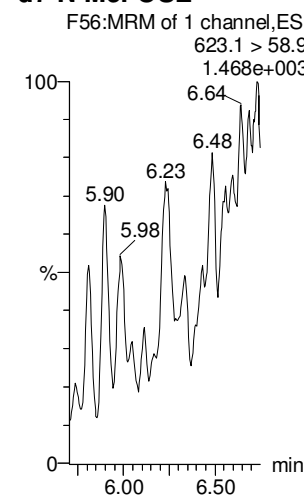
**13C2-PFHxDA**



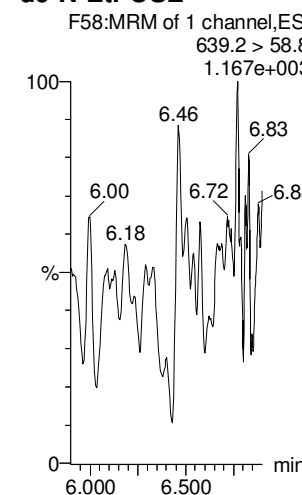
**13C2-PFHxDA**



**d7-N-MeFOSE**



**d9-N-EtFOSE**





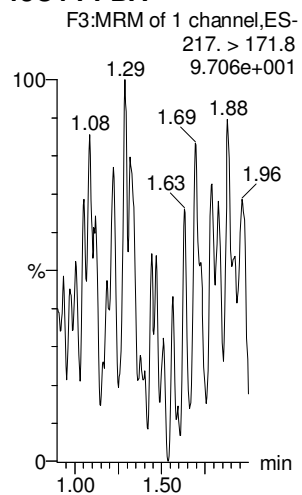
Dataset: Untitled

Last Altered: Tuesday, February 20, 2018 08:36:18 Pacific Standard Time

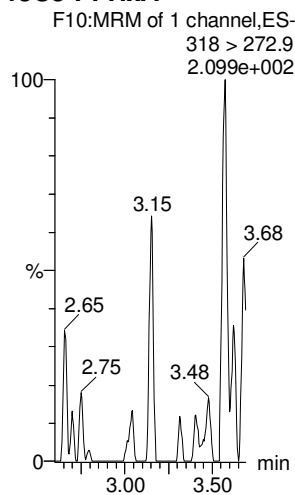
Printed: Tuesday, February 20, 2018 08:36:32 Pacific Standard Time

Name: 180218M1\_14, Date: 18-Feb-2018, Time: 16:17:29, ID: IPA, Description: IPA

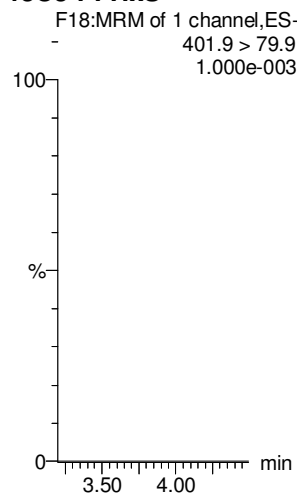
**13C4-PFBA**



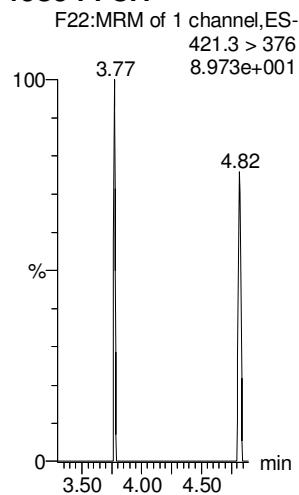
**13C5-PFHxA**



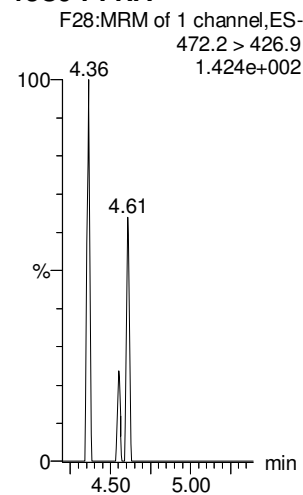
**13C3-PFHxS**



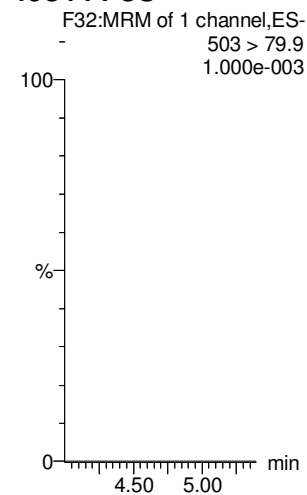
**13C8-PFOA**



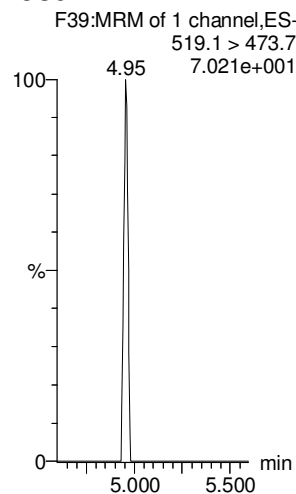
**13C9-PFNA**



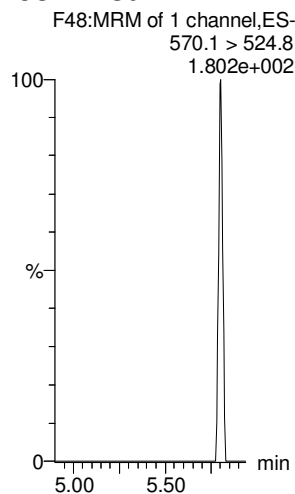
**13C4-PFOS**



**13C6-PFDA**



**13C7-PFUdA**



# LC Calibration Standards Review Checklist

04

Calibration ID:	ION Ratio	Concentration	C-Cals Name	Sign Date	Correct I-Cal	Manual Integrations	
ST100218M1-11 LMH	<del>NA</del>	<input checked="" type="checkbox"/>	<input checked="" type="checkbox"/>	<input checked="" type="checkbox"/>	<input checked="" type="checkbox"/>	<input checked="" type="checkbox"/>	<input checked="" type="checkbox"/>
T -12 LMH	<input type="checkbox"/>	<input checked="" type="checkbox"/> (A)	<input checked="" type="checkbox"/>	<input checked="" type="checkbox"/>	<input checked="" type="checkbox"/>	<input checked="" type="checkbox"/>	<input type="checkbox"/>
-13 LMH	<input type="checkbox"/>	<input checked="" type="checkbox"/>	<input checked="" type="checkbox"/>	<input checked="" type="checkbox"/>	<input checked="" type="checkbox"/>	<input checked="" type="checkbox"/>	<input type="checkbox"/>
-14 LMH	<input type="checkbox"/>	<input checked="" type="checkbox"/>	<input checked="" type="checkbox"/>	<input checked="" type="checkbox"/>	<input checked="" type="checkbox"/>	<input checked="" type="checkbox"/>	<input type="checkbox"/>
-15 LMH	<input type="checkbox"/>	<input checked="" type="checkbox"/>	<input checked="" type="checkbox"/>	<input checked="" type="checkbox"/>	<input checked="" type="checkbox"/>	<input checked="" type="checkbox"/>	<input type="checkbox"/>
-16 LMH	<input type="checkbox"/>	<input checked="" type="checkbox"/>	<input checked="" type="checkbox"/>	<input checked="" type="checkbox"/>	<input checked="" type="checkbox"/>	<input checked="" type="checkbox"/>	<input checked="" type="checkbox"/>
LMH	<input type="checkbox"/>	<input type="checkbox"/>	<input type="checkbox"/>	<input type="checkbox"/>	<input type="checkbox"/>	<input type="checkbox"/>	<input type="checkbox"/>
LMH	<input type="checkbox"/>	<input type="checkbox"/>	<input type="checkbox"/>	<input type="checkbox"/>	<input type="checkbox"/>	<input type="checkbox"/>	<input type="checkbox"/>
LMH	<input type="checkbox"/>	<input type="checkbox"/>	<input type="checkbox"/>	<input type="checkbox"/>	<input type="checkbox"/>	<input type="checkbox"/>	<input type="checkbox"/>
LMH	<input type="checkbox"/>	<input type="checkbox"/>	<input type="checkbox"/>	<input type="checkbox"/>	<input type="checkbox"/>	<input type="checkbox"/>	<input type="checkbox"/>

~~NA~~

Full Mass Cal. Date: 12/27/17

Run Log Present:

# of Samples per Sequence Checked:

Instrument Blank Saved:  180218M (1-14)

IIS Area Saved:  180218M1

Reviewed By: JA. 02/20/2018  
Initials/Date

**Comments:**

(A) PFDS, PFD OA < 70%  
 13C2 PFT-DA, 13C2 PFHxDA > 150%

Dataset: F:\Projects\PFAS.PRO\Results\180218M1\180218M1-47.qld

Last Altered: Tuesday, February 20, 2018 08:45:38 Pacific Standard Time

Printed: Tuesday, February 20, 2018 08:46:38 Pacific Standard Time

*JJA.*  
*02/20/2018*

Method: F:\Projects\PFAS.PRO\MethDB\PFAS\_FULL\_80C\_021318.mdb 15 Feb 2018 10:31:04

Calibration: F:\Projects\PFAS.PRO\CurveDB\C18\_VAL-PFAS\_Q4\_02-18-18-FULL.cdb 18 Feb 2018 17:06:20

Name: 180218M1\_47, Date: 18-Feb-2018, Time: 22:36:37, ID: ST180218M1-11 PFC CS3 18B0815, Description: PFC CS3 18B0815

#	Name	Trace	Area	IS Area	RRF	Pred.RT	RT	y Axis Resp.	Conc.	%Rec	Recovery	Out
1	1 PFBA	213.0 > 168.8	1.60e4	1.74e4		1.46	1.34	11.5	10.2	102.2	NO	
2	2 PFPeA	263.1 > 218.9	1.73e4	2.16e4		2.42	2.29	10.0	9.97	99.7	NO	
3	3 PFBS	299.0 > 79.7	3.89e3	2.78e3		2.60	2.57	17.5	9.48	94.8	NO	
4	4 4:2 FTS	327.2>307.2	3.21e3	2.78e3		3.00	2.97	14.5	10.4	104.4	NO	
5	5 PFHxA	313.2 > 268.9	1.97e4	6.75e3		3.19	3.07	14.6	10.2	101.8	NO	
6	6 PFPeS	349.1>80.1	4.56e3	2.78e3		3.39	3.27	20.5	10.6	106.5	NO	
7	7 PFHpA	363.0 > 318.9	2.03e4	1.77e4		3.81	3.69	14.4	10.3	103.4	NO	
8	8 L-PFHxS	398.9 > 79.6	3.00e3	2.06e3		3.85	3.84	18.2	10.1	101.0	NO	
9	10 6:2 FTS	427.1 > 407	4.03e3	2.50e4		4.28	4.16	2.01	11.1	110.6	NO	
10	11 L-PFOA	413 > 368.7	2.01e4	2.50e4		4.30	4.21	10.0	9.50	95.0	NO	
11	13 PFHpS	449 > 80.0	4.13e3	5.00e3		4.44	4.32	10.3	9.95	99.5	NO	
12	14 PFNA	463.0 > 418.8	2.09e4	1.74e4		4.76	4.65	15.0	12.1	121.3	NO	
13	15 PFOSA	498.1 > 77.8	5.59e3	6.47e3		4.83	4.71	10.8	10.3	103.0	NO	
14	16 L-PFOS	499 > 79.9	5.07e3	5.00e3		4.88	4.73	12.7	11.2	112.2	NO	
15	18 PFDA	513 > 468.8	2.86e4	2.40e4		5.14	5.03	14.8	10.8	108.3	NO	
16	19 8:2 FTS	527 > 506.9	3.12e3	2.50e4		5.12	5.00	1.56	8.17	81.7	NO	
17	20 PFNS	549.1>80.1	4.07e3	5.00e3		5.08	5.09	10.2	12.3	123.0	NO	
18	21 N-MeFOSAA	570.1 > 419	9.56e3	9.37e3		5.29	5.18	12.8	9.00	90.0	NO	
19	22 N-EtFOSAA	584.2 > 419	7.85e3	1.05e4		5.45	5.34	9.34	9.36	93.6	NO	
20	23 PFUdA	563.0 > 518.9	2.35e4	2.67e4		5.46	5.35	11.0	11.3	112.5	NO	
21	24 PFDS	598.8 > 80	5.21e3	2.23e4		5.51	5.40	2.92	8.98	89.8	NO	
22	25 PFDaA	612.9 > 569.0	2.28e4	2.23e4		5.74	5.64	12.8	9.86	98.6	NO	
23	26 N-MeFOSA	512.1 > 168.9	1.24e4	3.31e4		5.84	5.74	56.4	64.9	129.7	NO	
24	27 PFTrDA	662.9 > 618.9	2.72e4	2.23e4		5.98	5.89	15.2	10.5	104.8	NO	
25	28 PFTeDA	712.9 > 668.8	2.29e4	1.58e4		6.20	6.11	18.1	9.21	92.1	NO	
26	29 N-EtFOSA	526.1 > 168.9	1.64e4	5.05e4		6.22	6.16	48.6	55.1	110.3	NO	
27	30 PFHxDA	813.1 > 768.6	1.19e4	1.03e4		6.51	6.44	5.78	8.50	85.0	NO	
28	31 PFODA	913.1 > 868.8	1.84e4	1.03e4		6.74	6.68	8.96	10.8	108.1	NO	
29	32 N-MeFOSE	616.1 > 58.9	1.33e4	4.44e4		6.31	6.31	44.8	37.0	74.0	NO	
30	33 N-EtFOSE	630.1 > 58.9	1.56e4	3.69e4		6.45	6.47	63.7	50.9	101.8	NO	
31	34 13C3-PFBA	216.1 > 171.8	1.74e4	1.98e4	0.926	1.46	1.34	11.0	11.9	94.8	NO	

*OK*  
*2/20/18*

Dataset: F:\Projects\PFAS.PRO\Results\180218M1\180218M1-47.qld

Last Altered: Tuesday, February 20, 2018 08:45:38 Pacific Standard Time

Printed: Tuesday, February 20, 2018 08:46:38 Pacific Standard Time

Name: 180218M1\_47, Date: 18-Feb-2018, Time: 22:36:37, ID: ST180218M1-11 PFC CS3 18B0815, Description: PFC CS3 18B0815

	# Name	Trace	Area	IS Area	RRF	Pred.RT	RT	y Axis Resp.	Conc.	%Rec	Recovery Out
32	35 13C3-PFPeA	266. > 221.8	2.16e4	2.50e4	0.885	2.42	2.29	10.8	12.2	97.9	NO
33	36 13C3-PFBS	302. > 98.8	2.78e3	2.50e4	0.128	2.69	2.57	1.39	10.9	87.0	NO
34	37 13C2-PFHxA	315 > 269.8	6.75e3	2.50e4	0.755	3.19	3.07	3.38	4.48	89.5	NO
35	38 13C4-PFHpA	367.2 > 321.8	1.77e4	2.50e4	0.770	3.81	3.69	8.85	11.5	91.9	NO
36	39 18O2-PFHxS	403.0 > 102.6	2.06e3	5.49e3	0.412	3.96	3.84	4.69	11.4	91.1	NO
37	40 13C2-PFOA	414.9 > 369.7	2.50e4	1.95e4	1.614	4.33	4.22	16.0	9.94	79.5	NO
38	41 13C5-PFNA	468.2 > 422.9	1.74e4	1.85e4	1.012	4.76	4.65	11.7	11.6	92.8	NO
39	42 13C8-PFOSA	506.1 > 77.7	6.47e3	2.92e4	0.312	4.83	4.71	2.78	8.90	71.2	NO
40	43 13C8-PFOS	507.0 > 79.9	5.00e3	5.78e3	1.017	4.84	4.74	10.8	10.6	85.1	NO
41	44 13C2-PFDA	515.1 > 469.9	2.40e4	2.94e4	1.013	5.14	5.03	10.2	10.1	80.6	NO
42	45 d3-N-MeFOSAA	573.3 > 419	9.37e3	2.92e4	0.404	5.29	5.18	4.02	9.93	79.5	NO
43	46 d5-N-EtFOSAA	589.3 > 419	1.05e4	2.92e4	0.443	5.45	5.33	4.51	10.2	81.3	NO
44	47 13C2-PFUdA	565 > 519.8	2.67e4	2.92e4	1.150	5.46	5.36	11.4	9.96	79.7	NO
45	48 13C2-PFDoA	615.0 > 569.7	2.23e4	2.92e4	0.956	5.74	5.64	9.57	10.0	80.1	NO
46	49 d3-N-MeFOSA	515.2 > 168.9	3.31e4	2.92e4	0.145	5.84	5.76	14.2	98.0	65.4	NO
47	50 13C2-PFTeDA	714.8 > 669.6	1.58e4	2.92e4	0.416	6.20	6.11	6.77	16.3	130.3	NO
48	51 d5-N-ETFOSA	531.1 > 168.9	5.05e4	2.92e4	0.212	6.22	6.17	21.6	102	67.9	NO
49	52 13C2-PFHxDA	815 > 769.7	1.03e4	2.92e4	0.701	6.51	6.44	4.41	6.30	125.9	NO
50	53 d7-N-MeFOSE	623.1 > 58.9	4.44e4	2.92e4	0.185	6.31	6.30	19.0	103	68.6	NO
51	54 d9-N-EtFOSE	639.2 > 58.8	3.69e4	2.92e4	0.165	6.45	6.46	15.8	96.0	64.0	NO
52	55 13C4-PFBA	217. > 171.8	1.98e4	1.98e4	1.000	1.46	1.34	12.5	12.5	100.0	NO
53	56 13C5-PFHxA	318 > 272.9	2.50e4	2.50e4	1.000	3.19	3.07	12.5	12.5	100.0	NO
54	57 13C3-PFHxS	401.9 > 79.9	5.49e3	5.49e3	1.000	3.96	3.84	12.5	12.5	100.0	NO
55	58 13C8-PFOA	421.3 > 376	1.95e4	1.95e4	1.000	4.33	4.21	12.5	12.5	100.0	NO
56	59 13C9-PFNA	472.2 > 426.9	1.85e4	1.85e4	1.000	4.70	4.65	12.5	12.5	100.0	NO
57	60 13C4-PFOS	503 > 79.9	5.78e3	5.78e3	1.000	4.84	4.74	12.5	12.5	100.0	NO
58	61 13C6-PFDA	519.1 > 473.7	2.94e4	2.94e4	1.000	5.14	5.03	12.5	12.5	100.0	NO
59	62 13C7-PFUdA	570.1 > 524.8	2.92e4	2.92e4	1.000	5.46	5.36	12.5	12.5	100.0	NO

Dataset: Untitled

Last Altered: Tuesday, February 20, 2018 09:20:56 Pacific Standard Time

Printed: Tuesday, February 20, 2018 09:21:10 Pacific Standard Time

Method: F:\Projects\PFAS.PRO\MethDB\PFAS\_FULL\_80C\_021318.mdb 15 Feb 2018 10:31:04  
 Calibration: F:\Projects\PFAS.PRO\CurveDB\C18\_VAL-PFAS\_Q4\_02-18-18-FULL.cdb 18 Feb 2018 17:06:20

Compound name: PFBA

	Name	ID	Acq.Date	Acq.Time
1	180218M1_3	IPA	18-Feb-18	14:11:21
2	180218M1_4	ST180218M1-1 PFC CS-2 18B0810	18-Feb-18	14:22:45
3	180218M1_5	ST180218M1-2 PFC CS-1 18B0811	18-Feb-18	14:34:12
4	180218M1_6	ST180218M1-3 PFC CS0 18B0812	18-Feb-18	14:45:39
5	180218M1_7	ST180218M1-4 PFC CS1 18B0813	18-Feb-18	14:57:06
6	180218M1_8	ST180218M1-5 PFC CS2 18B0814	18-Feb-18	15:08:33
7	180218M1_9	ST180218M1-6 PFC CS3 18B0815	18-Feb-18	15:20:03
8	180218M1_10	ST180218M1-7 PFC CS4 18B0816	18-Feb-18	15:31:32
9	180218M1_11	ST180218M1-8 PFC CS5 18B0817	18-Feb-18	15:43:01
10	180218M1_12	ST180218M1-9 PFC CS6 18B0818	18-Feb-18	15:54:29
11	180218M1_13	ST180218M1-10 PFC CS7 18B0819	18-Feb-18	16:05:58
12	180218M1_14	IPA	18-Feb-18	16:17:29
13	180218M1_15	ICV180218M1-1 PFC ICV 18B0809	18-Feb-18	16:28:57
14	180218M1_16	IPA	18-Feb-18	16:40:28
15	180218M1_17	1800260-04 MCA-MW-108R 0.273	18-Feb-18	16:52:00
16	180218M1_18	1800260-05 MCA-MW-105R 0.27215	18-Feb-18	17:03:23
17	180218M1_19	1800260-06 MCA-MW-113S 0.25837	18-Feb-18	17:14:50
18	180218M1_20	1800260-07 MCA-MW-113S-D 0.27464	18-Feb-18	17:26:17
19	180218M1_21	1800260-08 MCA-MW-103RR 0.26786	18-Feb-18	17:37:44
20	180218M1_22	1800267-01 WI-AF-EB05-SO-0118 0.11177	18-Feb-18	17:49:35
21	180218M1_23	1800267-02 WI-AF-FB-012018 0.11669	18-Feb-18	18:01:04
22	180218M1_24	1800267-03 WI-AF-EB06-SO-0118 0.12119	18-Feb-18	18:12:34
23	180218M1_25	1800267-04 WI-AF-FB-012218 0.11669	18-Feb-18	18:24:03
24	180218M1_26	1800267-06 WI-AF-EB07-SO-0118 0.11904	18-Feb-18	18:35:30
25	180218M1_27	1800267-07 WI-AF-FB-012418 0.11994	18-Feb-18	18:46:59
26	180218M1_28	1800267-08 WI-AF-EB08-SO-0118 0.12412	18-Feb-18	18:58:28
27	180218M1_29	1800267-09 WI-AF-EB09-SO-0118 0.11908	18-Feb-18	19:09:58
28	180218M1_30	1800267-10 WI-AF-FB-012518 0.12004	18-Feb-18	19:21:28
29	180218M1_31	B8B0088-BS1 OPR 0.001	18-Feb-18	19:32:57
30	180218M1_32	B8B0088-BLK1 Method Blank 0.001	18-Feb-18	19:44:27
31	180218M1_33	1800144-03RE2@100X MW-09-180118JLB 0.0...	18-Feb-18	19:55:57

Vista Analytical Laboratory

Dataset: Untitled

Last Altered: Tuesday, February 20, 2018 09:20:56 Pacific Standard Time

Printed: Tuesday, February 20, 2018 09:21:10 Pacific Standard Time

## Compound name: PFBA

	Name	ID	Acq.Date	Acq.Time
32	180218M1_34	1800144-03RE2@250X MW-09-180118JLB 0.0...	18-Feb-18	20:07:26
33	180218M1_35	B8B0078-BS1 OPR 0.125	18-Feb-18	20:18:53
34	180218M1_36	B8B0078-BLK1 Method Blank 0.125	18-Feb-18	20:30:20
35	180218M1_37	B8B0078-MS1 Matrix Spike 0.125	18-Feb-18	20:41:47
36	180218M1_38	B8B0078-MSD1 Matrix Spike Dup 0.125	18-Feb-18	20:53:17
37	180218M1_39	1701911-02RE3 WI-A06-6-S-17-1217-TOP 0.005	18-Feb-18	21:04:46
38	180218M1_40	1701911-04RE3 WI-A06-EB03-120617-TOP 0.0...	18-Feb-18	21:16:16
39	180218M1_41	1701911-06RE3 WI-A06-6-S-07-1217-TOP 0.005	18-Feb-18	21:27:46
40	180218M1_42	1701911-08RE3 WI-A06-6-S-26-1217-TOP 0.005	18-Feb-18	21:39:15
41	180218M1_43	1701911-10RE3 WI-A06-EB04-120717-TOP 0.0...	18-Feb-18	21:50:45
42	180218M1_44	1701911-12RE3 WI-A06-EB05-120717-TOP 0.0...	18-Feb-18	22:02:11
43	180218M1_45	1701911-14RE3 WI-A06-FB01-120717-TOP 0.0...	18-Feb-18	22:13:41
44	180218M1_46	IPA	18-Feb-18	22:25:08
45	180218M1_47	ST180218M1-11 PFC CS3 18B0815	18-Feb-18	22:36:37
46	180218M1_48	IPA	18-Feb-18	22:48:04
47	180218M1_49	1701911-16RE3 WI-A06-MW-10-1217-TOP 0.005	18-Feb-18	22:59:30
48	180218M1_50	1701911-18RE3 WI-A06-6-S-14-1217-TOP 0.005	18-Feb-18	23:10:57
49	180218M1_51	1701911-20RE3 WI-A06-6-S-44-1217-TOP 0.005	18-Feb-18	23:22:24
50	180218M1_52	1701911-22RE3 WI-A06-EB06-120817-TOP 0.0...	18-Feb-18	23:33:54
51	180218M1_53	1701943-02RE3 WI-A06-6-S-04-1217-TOP 0.005	18-Feb-18	23:45:24
52	180218M1_54	1701943-04RE3 WI-A06-6-S-19-1217-TOP 0.005	18-Feb-18	23:56:53
53	180218M1_55	1701943-06RE3 WI-A06-6-S-19P-1217-TOP 0....	19-Feb-18	00:08:14
54	180218M1_56	1701943-08RE3 WI-A06-6-S-31-1217-TOP 0.005	19-Feb-18	00:19:41
55	180218M1_57	1701943-10RE3 WI-A06-EB07-121117-TOP 0.0...	19-Feb-18	00:31:08
56	180218M1_58	1701943-12RE3 WI-A06-6-S-08-1217-TOP 0.005	19-Feb-18	00:42:34
57	180218M1_59	1701943-14RE3 WI-A06-EB08-121217-TOP 0....	19-Feb-18	00:54:04
58	180218M1_60	IPA	19-Feb-18	01:05:34
59	180218M1_61	ST180218M1-12 PFC CS0 18B0812	19-Feb-18	01:17:03
60	180218M1_62	IPA	19-Feb-18	01:28:30
61	180218M1_63	B8B0069-BS1 OPR 0.25	19-Feb-18	01:39:56
62	180218M1_64	B8B0069-BSD1 LCSD 0.25	19-Feb-18	01:51:23
63	180218M1_65	B8B0069-BLK1 Method Blank 0.25	19-Feb-18	02:02:52
64	180218M1_66	1800273-01 MCA-MW-112-S 0.27551	19-Feb-18	02:14:21
65	180218M1_67	1800273-02 MCA-MW-104-S 0.2668	19-Feb-18	02:25:51

Dataset: Untitled

Last Altered: Tuesday, February 20, 2018 09:20:56 Pacific Standard Time

Printed: Tuesday, February 20, 2018 09:21:10 Pacific Standard Time

Compound name: PFBA

	Name	ID	Acq.Date	Acq.Time
66	180218M1_68	1800273-03 MCA-MW-104-SDUP 0.27736	19-Feb-18	02:37:18
67	180218M1_69	1800273-04 MCA-EB-01 0.26377	19-Feb-18	02:48:47
68	180218M1_70	1800279-02 REEPDW514 0.12005	19-Feb-18	03:00:16
69	180218M1_71	1800279-03 REEPDW151 0.12119	19-Feb-18	03:11:46
70	180218M1_72	1800279-04 REEPDW152 0.12122	19-Feb-18	03:23:15
71	180218M1_73	1800279-05 REEPDW154 0.12194	19-Feb-18	03:34:42
72	180218M1_74	1800280-01 REEPDW150FRB 0.11981	19-Feb-18	03:46:12
73	180218M1_75	1800280-02 REEPDW151FRB 0.1173	19-Feb-18	03:57:41
74	180218M1_76	1800280-03 REEPDW152FRB 0.11755	19-Feb-18	04:09:11
75	180218M1_77	1800280-04 REEPDW154FRB 0.11971	19-Feb-18	04:20:41
76	180218M1_78	B8B0020-BS1 OPR 0.25	19-Feb-18	04:32:09
77	180218M1_79	B8B0020-BLK1 Method Blank 0.25	19-Feb-18	04:43:38
78	180218M1_80	1800246-01 WT1801301135MK 0.24559	19-Feb-18	04:55:07
79	180218M1_81	1800246-02 WT1801301740EV 0.24069	19-Feb-18	05:06:37
80	180218M1_82	1800246-03 WT1801310810MK 0.24933	19-Feb-18	05:18:06
81	180218M1_83	IPA	19-Feb-18	05:29:36
82	180218M1_84	ST180218M1-13 PFC CS3 18B0815	19-Feb-18	05:41:05
83	180218M1_85	IPA	19-Feb-18	05:52:35
84	180218M1_86	1800246-04 WT1801310835MK 0.24492	19-Feb-18	06:04:04
85	180218M1_87	1800246-05 WT1801310905MK 0.23565	19-Feb-18	06:15:33
86	180218M1_88	1800246-06 FB1801310840MK 0.2434	19-Feb-18	06:27:04
87	180218M1_89	1800246-07 WT1801311010MK 0.24146	19-Feb-18	06:38:31
88	180218M1_90	1800246-08 WR1801311035MK 0.2452	19-Feb-18	06:50:00
89	180218M1_91	1800246-09 WT1801311050MK 0.25034	19-Feb-18	07:01:29
90	180218M1_92	1800246-10 WT1801311125MK 0.24971	19-Feb-18	07:12:56
91	180218M1_93	1800246-11 WT1801311140MK 0.24503	19-Feb-18	07:24:25
92	180218M1_94	1800246-12 WT1801311355MK 0.24759	19-Feb-18	07:35:52
93	180218M1_95	1800246-13 WT1801311405MK 0.24265	19-Feb-18	07:47:22
94	180218M1_96	B8B0081-BS1 OPR 1	19-Feb-18	07:58:51
95	180218M1_97	B8B0081-BLK1 Method Blank 1	19-Feb-18	08:10:21
96	180218M1_98	B8B0081-MS1 Matrix Spike 1.13	19-Feb-18	08:21:52
97	180218M1_99	B8B0081-MSD1 Matrix Spike Dup 1.12	19-Feb-18	08:33:18
98	180218M1_100	1800100-01 MINNE-08-SB01-010918-01-02 1.12	19-Feb-18	08:44:48
99	180218M1_101	IPA	19-Feb-18	08:56:17

Dataset: Untitled

Last Altered: Tuesday, February 20, 2018 09:20:56 Pacific Standard Time  
 Printed: Tuesday, February 20, 2018 09:21:10 Pacific Standard Time

Compound name: PFBA

	Name	ID	Acq.Date	Acq.Time
100	180218M1_102	ST180218M1-14 PFC CS3 18B0815	19-Feb-18	09:07:46
101	180218M1_103	IPA	19-Feb-18	09:19:16
102	180218M1_104	1800100-02 MINNE-08-SB01-010918-16-18 1.19	19-Feb-18	09:30:45
103	180218M1_105	1800100-03 MINNE-08-SB04-010918-00-02 1.18	19-Feb-18	09:42:14
104	180218M1_106	1800100-04 MINNE-08-SB04-010918-16-18 1.19	19-Feb-18	09:53:41
105	180218M1_107	1800100-05 MINNE-09-SB02-010918-00-02 1.17	19-Feb-18	10:05:07
106	180218M1_108	1800100-06 MINNE-09-SB02-010918-17-19 1.16	19-Feb-18	10:16:37
107	180218M1_109	1800100-07 MINNE-09-SB04-010918-00-02 1.22	19-Feb-18	10:28:06
108	180218M1_110	1800100-08 MINNE-09-SB04-010918-17-19 1.16	19-Feb-18	10:39:36
109	180218M1_111	1800100-13 MINNE-08-SB02-011018-00-02 1.13	19-Feb-18	10:51:05
110	180218M1_112	1800100-14 MINNE-08-SB02-011018-15-17 1.14	19-Feb-18	11:02:34
111	180218M1_113	1800100-20 MINNE-SO-DUP03-011018 1.13	19-Feb-18	11:14:03
112	180218M1_114	IPA	19-Feb-18	11:25:33
113	180218M1_115	ST180218M1-15 PFC CS3 18B0815	19-Feb-18	11:37:02
114	180218M1_116	IPA	19-Feb-18	11:48:31
115	180218M1_117	1800178-03@5X YEAGR-04-SB02-00-02 1.18	19-Feb-18	12:00:00
116	180218M1_118	1800178-04@10X YEAGR-04-SB03-00-02 1.13	19-Feb-18	12:11:29
117	180218M1_119	1800178-05 YEAGR-04-SB03-08-10 1.16	19-Feb-18	12:22:56
118	180218M1_120	1701839-01@5X STWRT-GW-MW113 0.11527	19-Feb-18	12:34:26
119	180218M1_121	1701839-12 STWRT-LW-MW02 0.11638	19-Feb-18	12:45:55
120	180218M1_122	1800178-12 YEAGR-SW-DUP01-011718 0.12161	19-Feb-18	12:57:24
121	180218M1_123	B8B0053-MSD1 Matrix Spike Dup 1.13	19-Feb-18	13:08:51
122	180218M1_124	ST180218M1-16 PFC CS3 18B0815	19-Feb-18	13:20:18
123	180218M1_125	IPA	19-Feb-18	13:31:44



Dataset: F:\Projects\PFAS.PRO\Results\180218M1\180218M1-47.qld

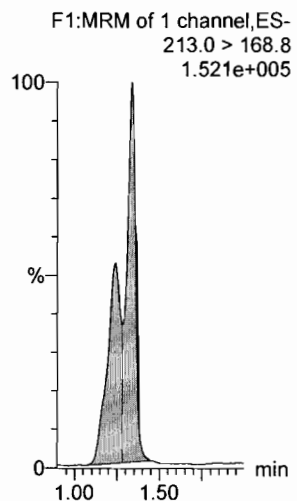
Last Altered: Tuesday, February 20, 2018 08:45:38 Pacific Standard Time  
Printed: Tuesday, February 20, 2018 08:46:38 Pacific Standard Time

Method: F:\Projects\PFAS.PRO\MethDB\PFAS\_FULL\_80C\_021318.mdb 15 Feb 2018 10:31:04

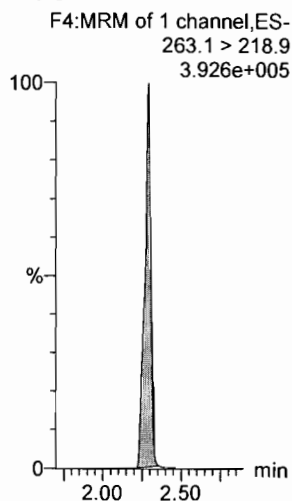
Calibration: F:\Projects\PFAS.PRO\CurveDB\C18\_VAL-PFAS\_Q4\_02-18-18-FULL.cdb 18 Feb 2018 17:06:20

Name: 180218M1\_47, Date: 18-Feb-2018, Time: 22:36:37, ID: ST180218M1-11 PFC CS3 18B0815, Description: PFC CS3 18B0815

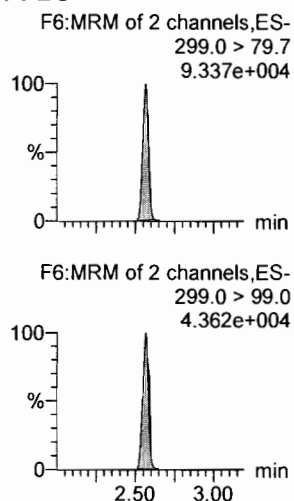
**PFBA**



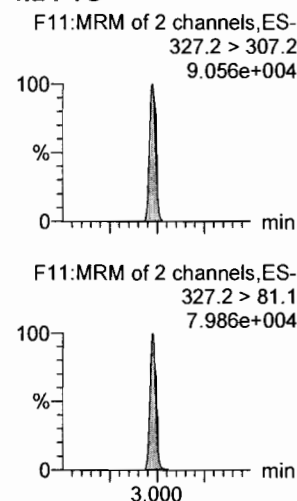
**PFPeA**



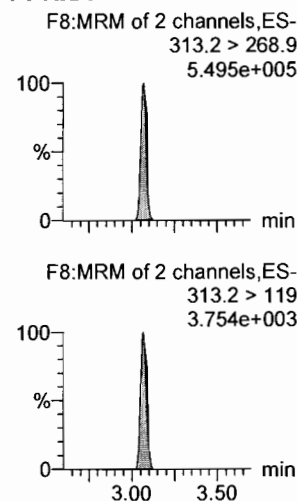
**PFBS**



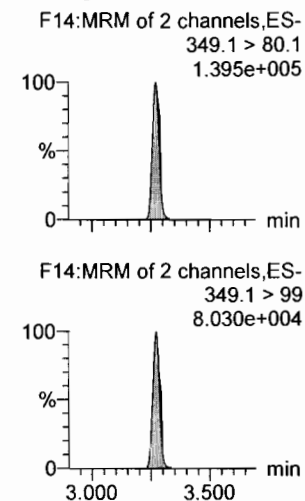
**4:2 FTS**



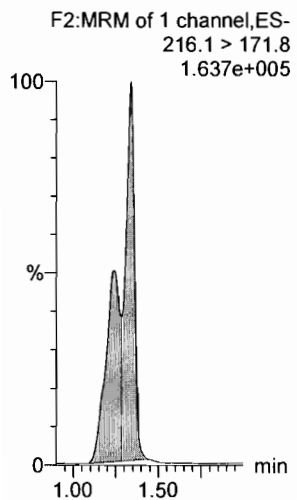
**PFHxA**



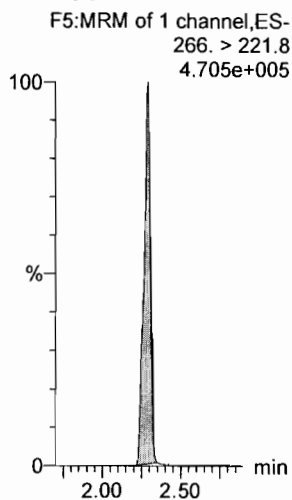
**PFPeS**



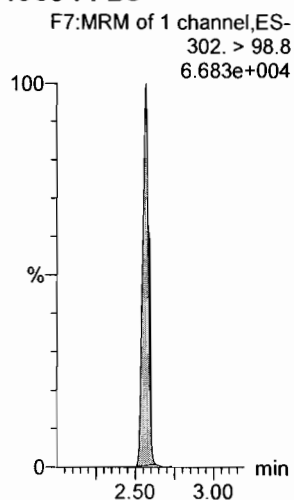
**13C3-PFBA**



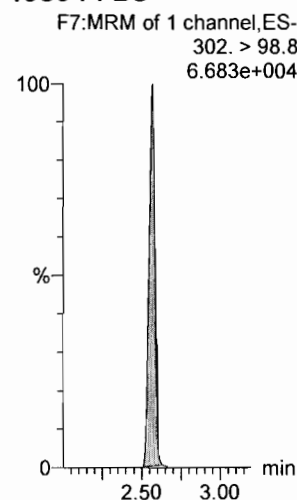
**13C3-PFPeA**



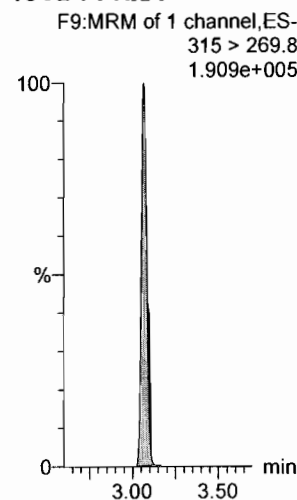
**13C3-PFBS**



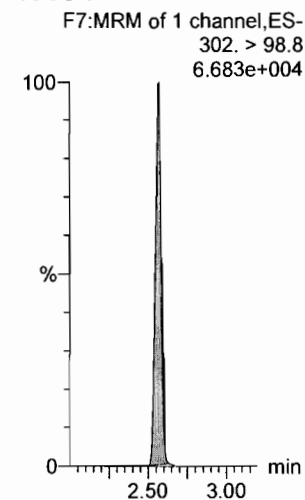
**13C3-PFBS**



**13C2-PFHxA**



**13C3-PFBS**



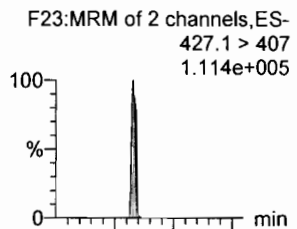
Dataset: F:\Projects\PFAS.PRO\Results\180218M1\180218M1-47.qld

Last Altered: Tuesday, February 20, 2018 08:45:38 Pacific Standard Time

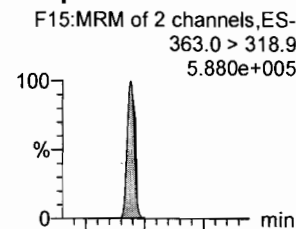
Printed: Tuesday, February 20, 2018 08:46:38 Pacific Standard Time

Name: 180218M1\_47, Date: 18-Feb-2018, Time: 22:36:37, ID: ST180218M1-11 PFC CS3 18B0815, Description: PFC CS3 18B0815

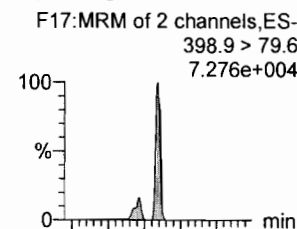
**6:2 FTS**



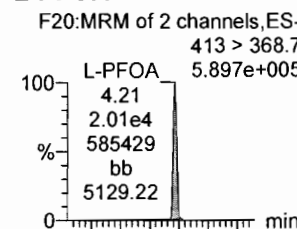
**PFHpA**



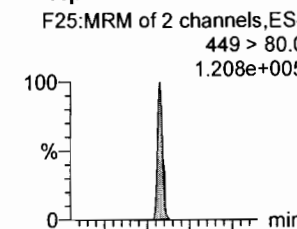
**L-PFHxS**



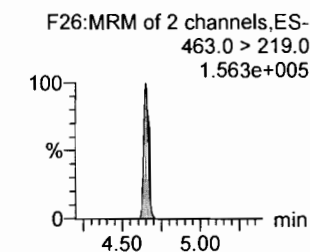
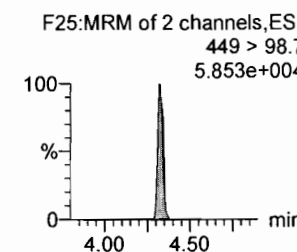
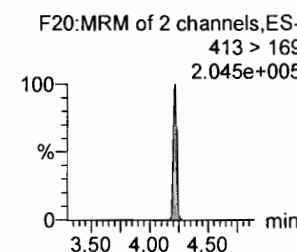
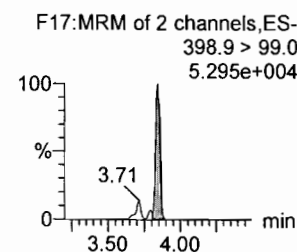
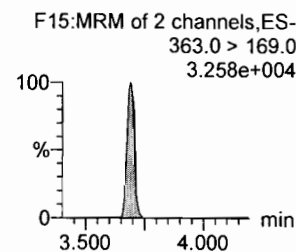
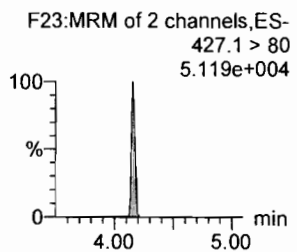
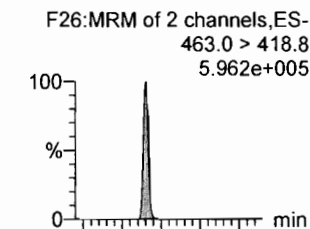
**L-PFOA**



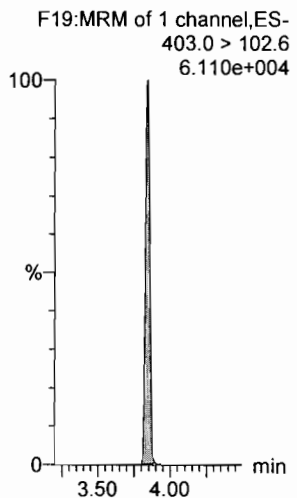
**PFHpS**



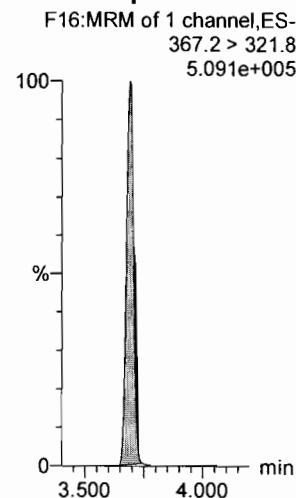
**PFNA**



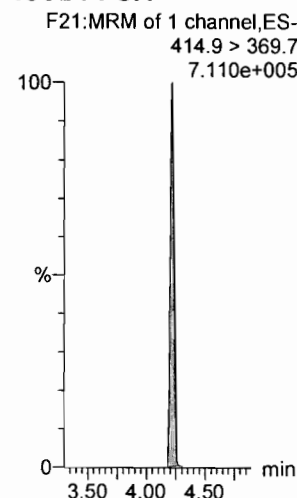
**1802-PFHxS**



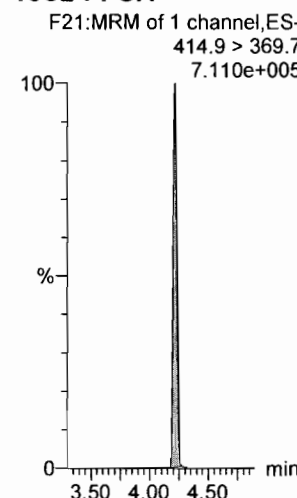
**13C4-PFHpA**



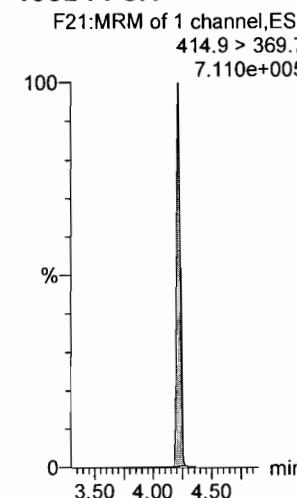
**13C2-PFOA**



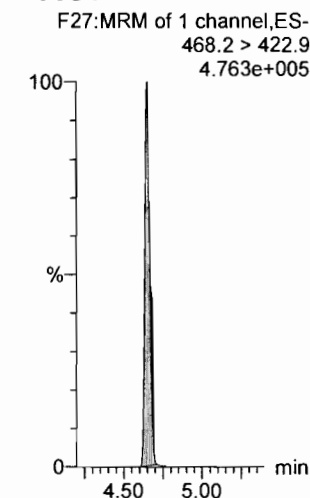
**13C2-PFOA**



**13C2-PFOA**



**13C5-PFNA**

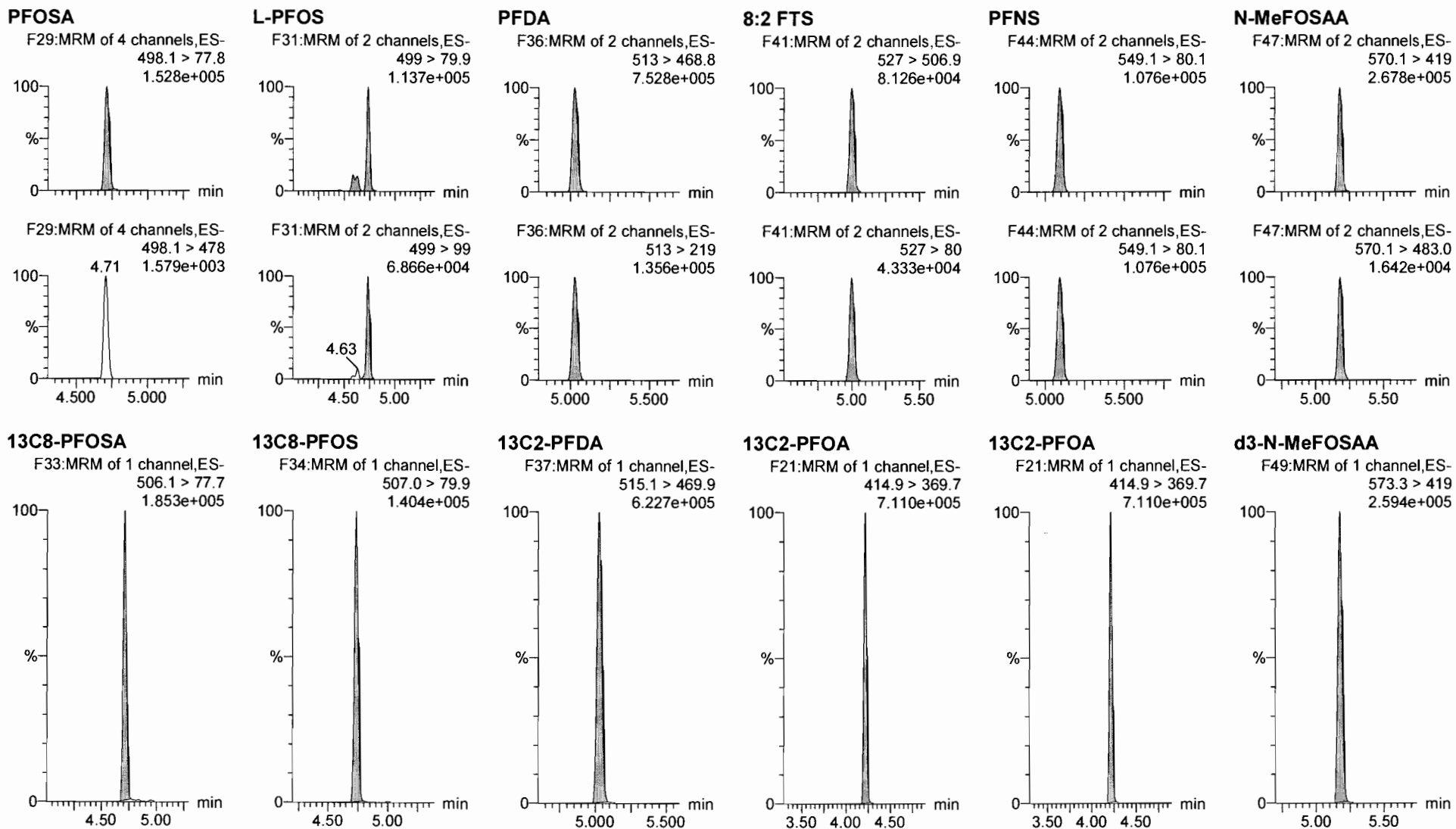


Dataset: F:\Projects\PFAS.PRO\Results\180218M1\180218M1-47.qld

Last Altered: Tuesday, February 20, 2018 08:45:38 Pacific Standard Time

Printed: Tuesday, February 20, 2018 08:46:38 Pacific Standard Time

Name: 180218M1\_47, Date: 18-Feb-2018, Time: 22:36:37, ID: ST180218M1-11 PFC CS3 18B0815, Description: PFC CS3 18B0815



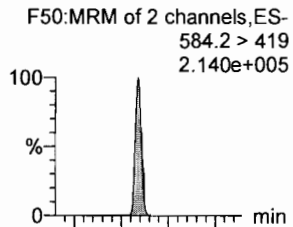
Dataset: F:\Projects\PFAS.PRO\Results\180218M1\180218M1-47.qld

Last Altered: Tuesday, February 20, 2018 08:45:38 Pacific Standard Time

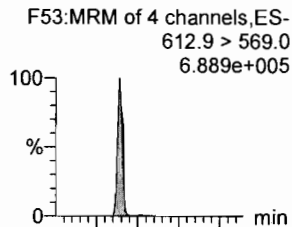
Printed: Tuesday, February 20, 2018 08:46:38 Pacific Standard Time

Name: 180218M1\_47, Date: 18-Feb-2018, Time: 22:36:37, ID: ST180218M1-11 PFC CS3 18B0815, Description: PFC CS3 18B0815

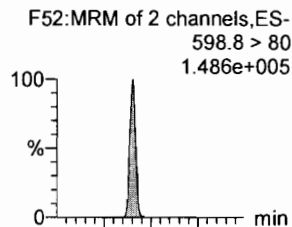
**N-EtFOSAA**



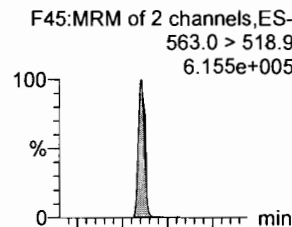
**PFDoA**



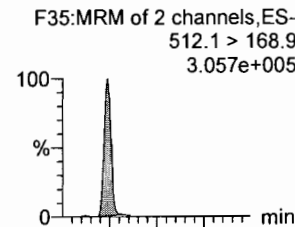
**PFDS**



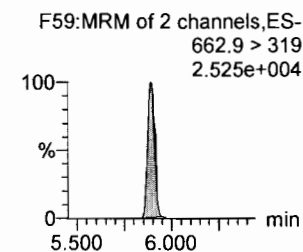
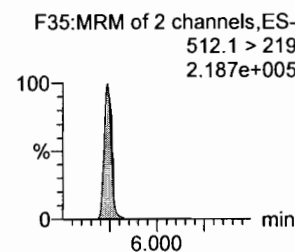
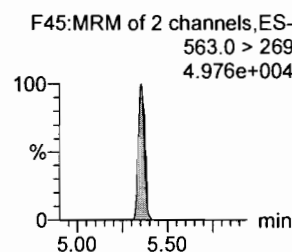
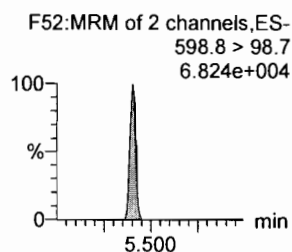
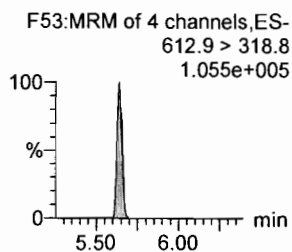
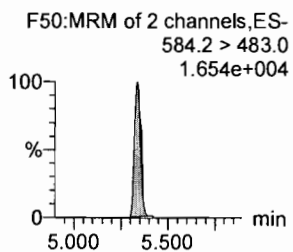
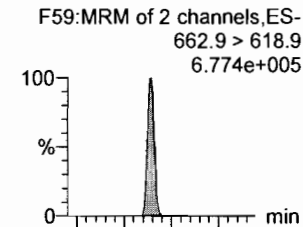
**PFUdA**



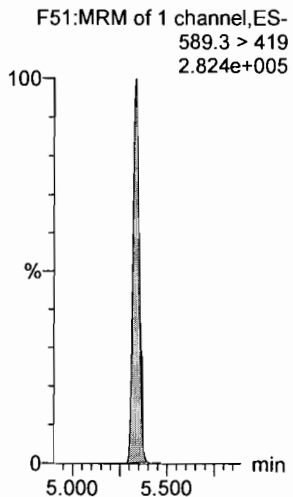
**N-MeFOSA**



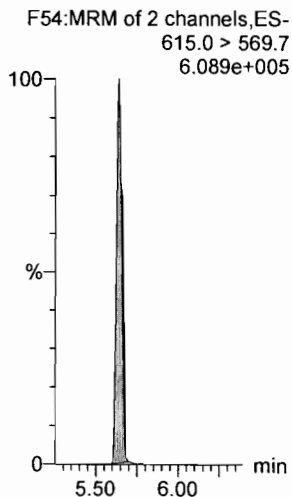
**PFTrDA**



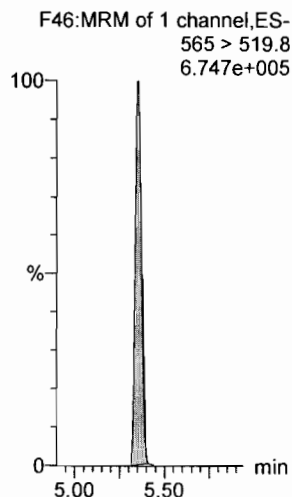
**d3-N-EtFOSAA**



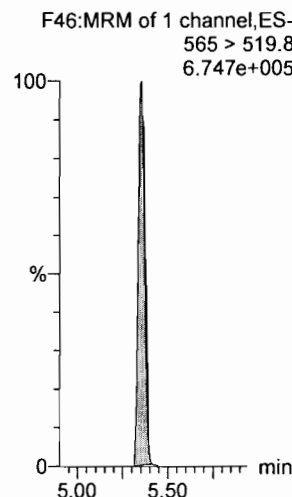
**13C2-PFDoA**



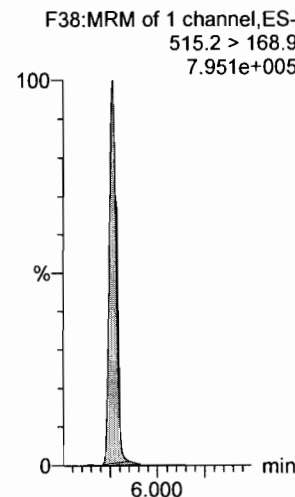
**13C2-PFUdA**



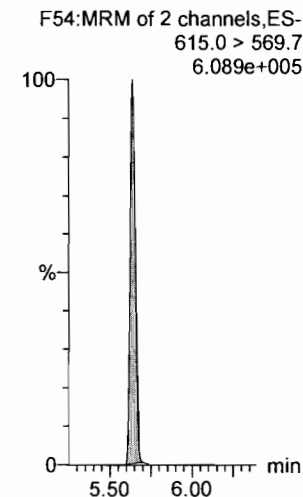
**13C2-PFUdA**



**d3-N-MeFOSA**



**13C2-PFDoA**



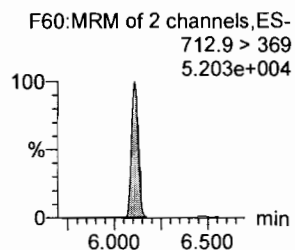
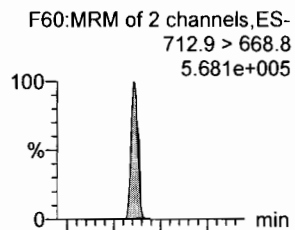
Dataset: F:\Projects\PFAS.PRO\Results\180218M1\180218M1-47.qld

Last Altered: Tuesday, February 20, 2018 08:45:38 Pacific Standard Time

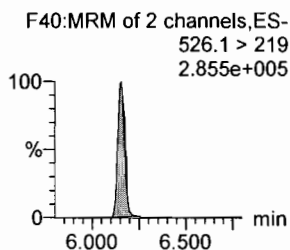
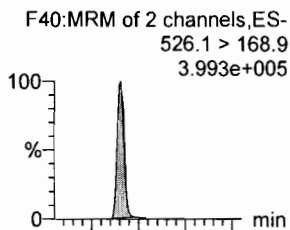
Printed: Tuesday, February 20, 2018 08:46:38 Pacific Standard Time

Name: 180218M1\_47, Date: 18-Feb-2018, Time: 22:36:37, ID: ST180218M1-11 PFC CS3 18B0815, Description: PFC CS3 18B0815

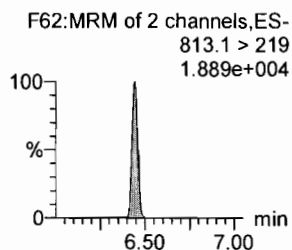
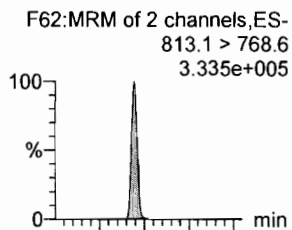
**PFTeDA**



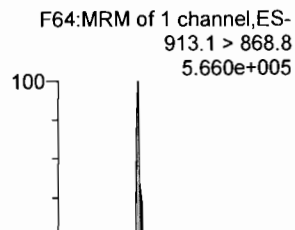
**N-EtFOSA**



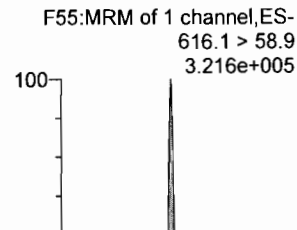
**PFHxDA**



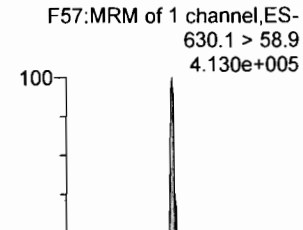
**PFODA**



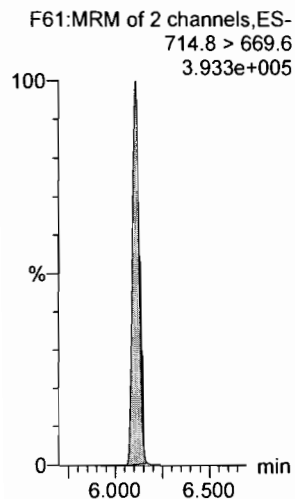
**N-MeFOSE**



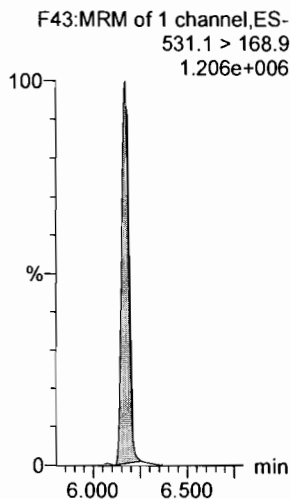
**N-EtFOSE**



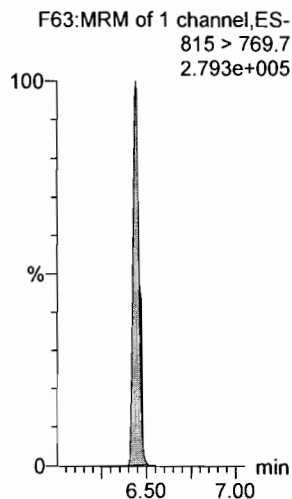
**13C2-PFTeDA**



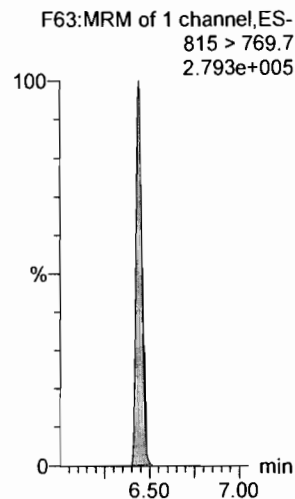
**d5-N-ETFOSA**



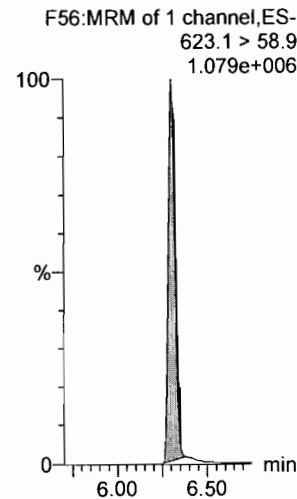
**13C2-PFHxDA**



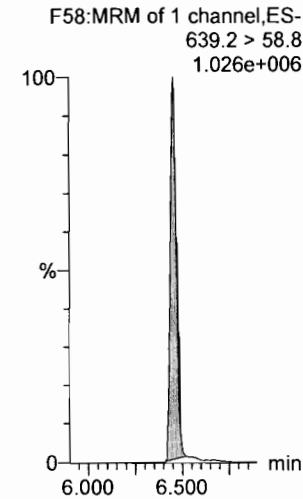
**13C2-PFHxDA**



**d7-N-MeFOSE**



**d9-N-EtFOSE**



Dataset: F:\Projects\PFAS.PRO\Results\180218M1\180218M1-47.qld

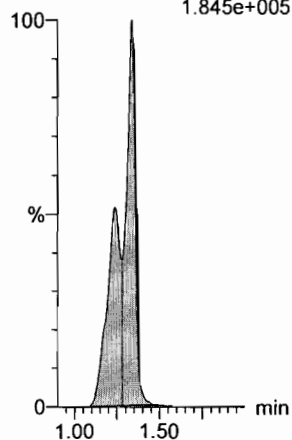
Last Altered: Tuesday, February 20, 2018 08:45:38 Pacific Standard Time

Printed: Tuesday, February 20, 2018 08:46:38 Pacific Standard Time

Name: 180218M1\_47, Date: 18-Feb-2018, Time: 22:36:37, ID: ST180218M1-11 PFC CS3 18B0815, Description: PFC CS3 18B0815

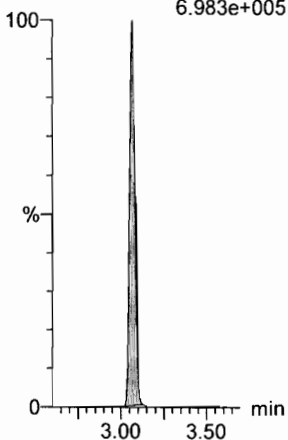
**13C4-PFBA**

F3:MRM of 1 channel,ES-  
217. > 171.8  
1.845e+005



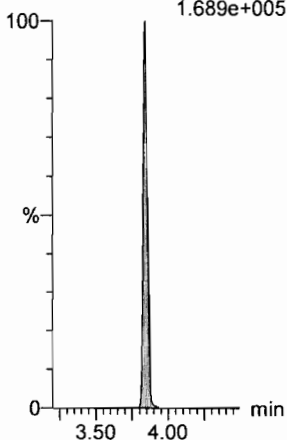
**13C5-PFHxA**

F10:MRM of 1 channel,ES-  
318 > 272.9  
6.983e+005



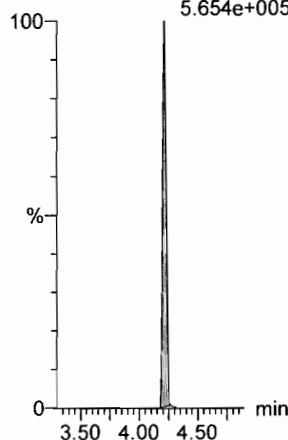
**13C3-PFHxS**

F18:MRM of 1 channel,ES-  
401.9 > 79.9  
1.689e+005



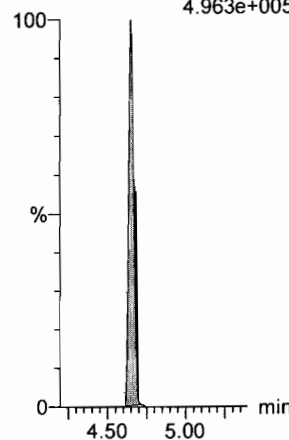
**13C8-PFOA**

F22:MRM of 1 channel,ES-  
421.3 > 376  
5.654e+005



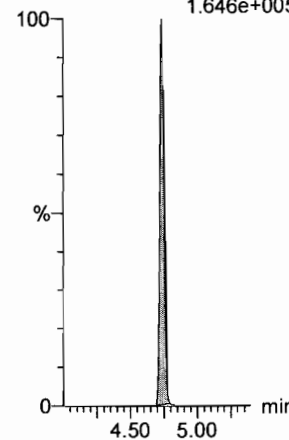
**13C9-PFNA**

F28:MRM of 1 channel,ES-  
472.2 > 426.9  
4.963e+005



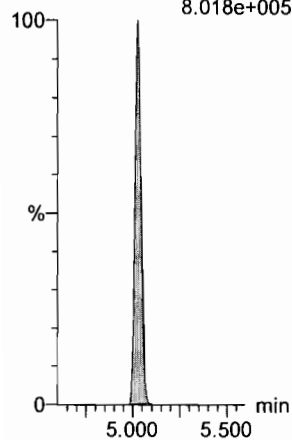
**13C4-PFOS**

F32:MRM of 1 channel,ES-  
503 > 79.9  
1.646e+005



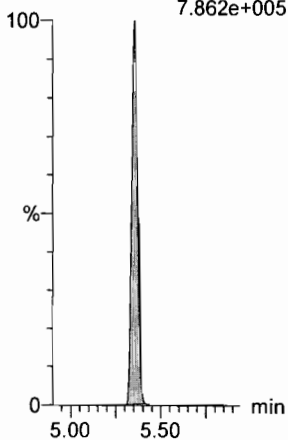
**13C6-PFDA**

F39:MRM of 1 channel,ES-  
519.1 > 473.7  
8.018e+005



**13C7-PFUdA**

F48:MRM of 1 channel,ES-  
570.1 > 524.8  
7.862e+005



Dataset: Untitled

Last Altered: Wednesday, February 21, 2018 09:23:59 Pacific Standard Time  
Printed: Wednesday, February 21, 2018 09:24:18 Pacific Standard Time

Method: F:\Projects\PFAS.PRO\MethDB\PFAS\_RS-2-5-18.mdb 06 Feb 2018 10:46:28  
Calibration: 21 Feb 2018 09:23:59

Name: 180220M1\_4, Date: 20-Feb-2018, Time: 12:35:18, ID: ST180220M1-3 PFC CS0 18B0812, Description: PFC CS0 18B0812

	# Name	ID	Area	%Rec	Area Out
1	1 13C4-PFBA	ST180220M1-3 PFC CS0 18B0812	5.08e3	100.0	NO
2	2 13C5-PFHxA	ST180220M1-3 PFC CS0 18B0812	1.58e4	100.0	NO
3	3 13C3-PFHxS	ST180220M1-3 PFC CS0 18B0812	3.67e3	100.0	NO
4	4 13C8-PFOA	ST180220M1-3 PFC CS0 18B0812	1.44e4	100.0	NO
5	5 13C9-PFNA	ST180220M1-3 PFC CS0 18B0812	1.42e4	100.0	NO
6	6 13C4-PFOS	ST180220M1-3 PFC CS0 18B0812	3.69e3	100.0	NO
7	7 13C6-PFDA	ST180220M1-3 PFC CS0 18B0812	1.76e4	100.0	NO
8	8 13C7-PFUDa	ST180220M1-3 PFC CS0 18B0812	2.03e4	100.0	NO

Name: 180220M1\_5, Date: 20-Feb-2018, Time: 12:47:07, ID: IPA, Description: IPA

	# Name	ID	Area	%Rec	Area Out
1	1 13C4-PFBA	IPA			NO
2	2 13C5-PFHxA	IPA			NO
3	3 13C3-PFHxS	IPA			NO
4	4 13C8-PFOA	IPA	5.58e0	0.0	YES
5	5 13C9-PFNA	IPA			NO
6	6 13C4-PFOS	IPA			NO
7	7 13C6-PFDA	IPA			NO
8	8 13C7-PFUDa	IPA			NO

Name: 180220M1\_6, Date: 20-Feb-2018, Time: 12:58:39, ID: 1800260-04 MCA-MW-108R 0.273, Description: MCA-MW-108R

	# Name	ID	Area	%Rec	Area Out
1	1 13C4-PFBA	1800260-04 MCA-MW-108R 0.273	1.20e4	235.1	YES
2	2 13C5-PFHxA	1800260-04 MCA-MW-108R 0.273	1.45e4	91.7	NO
3	3 13C3-PFHxS	1800260-04 MCA-MW-108R 0.273	3.54e3	96.4	NO
4	4 13C8-PFOA	1800260-04 MCA-MW-108R 0.273	1.32e4	92.1	NO
5	5 13C9-PFNA	1800260-04 MCA-MW-108R 0.273	1.59e4	111.7	NO
6	6 13C4-PFOS	1800260-04 MCA-MW-108R 0.273	2.99e3	81.1	NO
7	7 13C6-PFDA	1800260-04 MCA-MW-108R 0.273	1.68e4	95.5	NO
8	8 13C7-PFUDa	1800260-04 MCA-MW-108R 0.273	1.50e4	74.1	NO

Name: 180220M1\_7, Date: 20-Feb-2018, Time: 13:10:03, ID: 1800260-05 MCA-MW-105R 0.27215, Description: MCA-MW-105R

	# Name	ID	Area	%Rec	Area Out
1	1 13C4-PFBA	1800260-05 MCA-MW-105R 0.27215	9.36e3	184.1	YES
2	2 13C5-PFHxA	1800260-05 MCA-MW-105R 0.27215	1.19e4	75.5	NO
3	3 13C3-PFHxS	1800260-05 MCA-MW-105R 0.27215	3.20e3	87.2	NO
4	4 13C8-PFOA	1800260-05 MCA-MW-105R 0.27215	1.28e4	89.3	NO
5	5 13C9-PFNA	1800260-05 MCA-MW-105R 0.27215	1.22e4	86.2	NO
6	6 13C4-PFOS	1800260-05 MCA-MW-105R 0.27215	3.12e3	84.6	NO
7	7 13C6-PFDA	1800260-05 MCA-MW-105R 0.27215	1.39e4	78.7	NO
8	8 13C7-PFUDa	1800260-05 MCA-MW-105R 0.27215	1.80e4	88.5	NO

Dataset: Untitled

Last Altered: Wednesday, February 21, 2018 09:23:59 Pacific Standard Time

Printed: Wednesday, February 21, 2018 09:24:18 Pacific Standard Time

**Name: 180220M1\_8, Date: 20-Feb-2018, Time: 13:21:30, ID: 1800267-02 WI-AF-FB-012018 0.11669, Description: WI-AF-FB-012018**

	# Name	ID	Area	%Rec	Area Out
1	1 13C4-PFBA	1800267-02 WI-AF-FB-012018 0.11669	1.02e4	200.1	YES
2	2 13C5-PFHxA	1800267-02 WI-AF-FB-012018 0.11669	1.49e4	94.7	NO
3	3 13C3-PFHxS	1800267-02 WI-AF-FB-012018 0.11669	3.49e3	94.9	NO
4	4 13C8-PFOA	1800267-02 WI-AF-FB-012018 0.11669	1.21e4	84.0	NO
5	5 13C9-PFNA	1800267-02 WI-AF-FB-012018 0.11669	1.40e4	98.8	NO
6	6 13C4-PFOS	1800267-02 WI-AF-FB-012018 0.11669	3.75e3	101.7	NO
7	7 13C6-PFDA	1800267-02 WI-AF-FB-012018 0.11669	1.55e4	87.8	NO
8	8 13C7-PFUDa	1800267-02 WI-AF-FB-012018 0.11669	2.48e4	122.3	NO

**Name: 180220M1\_9, Date: 20-Feb-2018, Time: 13:32:57, ID: IPA, Description: IPA**

	# Name	ID	Area	%Rec	Area Out
1	1 13C4-PFBA	IPA			NO
2	2 13C5-PFHxA	IPA			NO
3	3 13C3-PFHxS	IPA			NO
4	4 13C8-PFOA	IPA			NO
5	5 13C9-PFNA	IPA			NO
6	6 13C4-PFOS	IPA			NO
7	7 13C6-PFDA	IPA			NO
8	8 13C7-PFUDa	IPA			NO

**Name: 180220M1\_10, Date: 20-Feb-2018, Time: 13:44:24, ID: ST180220M1-4 PFC CS3 18B0815, Description: PFC CS3 18B0815**

	# Name	ID	Area	%Rec	Area Out
1	1 13C4-PFBA	ST180220M1-4 PFC CS3 18B0815	4.68e3	92.1	NO
2	2 13C5-PFHxA	ST180220M1-4 PFC CS3 18B0815	1.49e4	94.4	NO
3	3 13C3-PFHxS	ST180220M1-4 PFC CS3 18B0815	3.54e3	96.4	NO
4	4 13C8-PFOA	ST180220M1-4 PFC CS3 18B0815	1.21e4	84.5	NO
5	5 13C9-PFNA	ST180220M1-4 PFC CS3 18B0815	1.48e4	104.0	NO
6	6 13C4-PFOS	ST180220M1-4 PFC CS3 18B0815	3.85e3	104.3	NO
7	7 13C6-PFDA	ST180220M1-4 PFC CS3 18B0815	1.65e4	93.8	NO
8	8 13C7-PFUDa	ST180220M1-4 PFC CS3 18B0815	1.57e4	77.4	NO

**Name: 180220M1\_11, Date: 20-Feb-2018, Time: 13:55:51, ID: IPA, Description: IPA**

	# Name	ID	Area	%Rec	Area Out
1	1 13C4-PFBA	IPA			NO
2	2 13C5-PFHxA	IPA			NO
3	3 13C3-PFHxS	IPA			NO
4	4 13C8-PFOA	IPA			NO
5	5 13C9-PFNA	IPA	5.14e0	0.0	YES
6	6 13C4-PFOS	IPA			NO
7	7 13C6-PFDA	IPA			NO
8	8 13C7-PFUDa	IPA			NO



Dataset: Untitled

Last Altered: Wednesday, February 21, 2018 09:23:59 Pacific Standard Time

Printed: Wednesday, February 21, 2018 09:24:18 Pacific Standard Time

**Name: 180220M1\_12, Date: 20-Feb-2018, Time: 14:07:22, ID: B8B0078-BS1 OPR 0.125, Description: OPR**

#	Name	ID	Area	%Rec	Area Out
1	1 13C4-PFBA	B8B0078-BS1 OPR 0.125	4.31e3	84.8	NO
2	2 13C5-PFHxA	B8B0078-BS1 OPR 0.125	6.47e3	41.0	YES
3	3 13C3-PFHxS	B8B0078-BS1 OPR 0.125	3.51e3	95.7	NO
4	4 13C8-PFOA	B8B0078-BS1 OPR 0.125	4.95e3	34.5	YES
5	5 13C9-PFNA	B8B0078-BS1 OPR 0.125	7.39e3	52.1	NO
6	6 13C4-PFOS	B8B0078-BS1 OPR 0.125	3.78e3	102.5	NO
7	7 13C6-PFDA	B8B0078-BS1 OPR 0.125	7.60e3	43.2	YES
8	8 13C7-PFUDa	B8B0078-BS1 OPR 0.125	1.03e4	50.6	NO

**Name: 180220M1\_13, Date: 20-Feb-2018, Time: 14:18:46, ID: B8B0078-BLK1 Method Blank 0.125, Description: Method Blank**

#	Name	ID	Area	%Rec	Area Out
1	1 13C4-PFBA	B8B0078-BLK1 Method Blank 0.125	6.38e3	125.5	NO
2	2 13C5-PFHxA	B8B0078-BLK1 Method Blank 0.125	1.03e4	65.5	NO
3	3 13C3-PFHxS	B8B0078-BLK1 Method Blank 0.125	4.43e3	120.6	NO
4	4 13C8-PFOA	B8B0078-BLK1 Method Blank 0.125	8.30e3	57.8	NO
5	5 13C9-PFNA	B8B0078-BLK1 Method Blank 0.125	1.11e4	78.0	NO
6	6 13C4-PFOS	B8B0078-BLK1 Method Blank 0.125	4.76e3	128.9	NO
7	7 13C6-PFDA	B8B0078-BLK1 Method Blank 0.125	1.32e4	74.8	NO
8	8 13C7-PFUDa	B8B0078-BLK1 Method Blank 0.125	1.67e4	82.5	NO

**Name: 180220M1\_14, Date: 20-Feb-2018, Time: 14:30:13, ID: B8B0078-MS1 Matrix Spike 0.125, Description: Matrix Spike**

#	Name	ID	Area	%Rec	Area Out
1	1 13C4-PFBA	B8B0078-MS1 Matrix Spike 0.125	5.47e3	107.6	NO
2	2 13C5-PFHxA	B8B0078-MS1 Matrix Spike 0.125	7.20e3	45.7	YES
3	3 13C3-PFHxS	B8B0078-MS1 Matrix Spike 0.125	3.01e3	82.0	NO
4	4 13C8-PFOA	B8B0078-MS1 Matrix Spike 0.125	7.84e3	54.7	NO
5	5 13C9-PFNA	B8B0078-MS1 Matrix Spike 0.125	9.24e3	65.1	NO
6	6 13C4-PFOS	B8B0078-MS1 Matrix Spike 0.125	3.30e3	89.5	NO
7	7 13C6-PFDA	B8B0078-MS1 Matrix Spike 0.125	9.12e3	51.8	NO
8	8 13C7-PFUDa	B8B0078-MS1 Matrix Spike 0.125	1.50e4	73.9	NO

**Name: 180220M1\_15, Date: 20-Feb-2018, Time: 14:41:43, ID: B8B0078-MSD1 Matrix Spike Dup 0.125, Description: Matrix Spike Dup**

#	Name	ID	Area	%Rec	Area Out
1	1 13C4-PFBA	B8B0078-MSD1 Matrix Spike Dup 0.125	4.71e3	92.7	NO
2	2 13C5-PFHxA	B8B0078-MSD1 Matrix Spike Dup 0.125	7.27e3	46.1	YES
3	3 13C3-PFHxS	B8B0078-MSD1 Matrix Spike Dup 0.125	3.35e3	91.2	NO
4	4 13C8-PFOA	B8B0078-MSD1 Matrix Spike Dup 0.125	6.92e3	48.2	YES
5	5 13C9-PFNA	B8B0078-MSD1 Matrix Spike Dup 0.125	9.01e3	63.5	NO
6	6 13C4-PFOS	B8B0078-MSD1 Matrix Spike Dup 0.125	3.60e3	97.5	NO
7	7 13C6-PFDA	B8B0078-MSD1 Matrix Spike Dup 0.125	1.02e4	58.0	NO
8	8 13C7-PFUDa	B8B0078-MSD1 Matrix Spike Dup 0.125	1.21e4	59.7	NO

Dataset: Untitled

Last Altered: Wednesday, February 21, 2018 09:23:59 Pacific Standard Time  
Printed: Wednesday, February 21, 2018 09:24:18 Pacific Standard Time

**Name: 180220M1\_16, Date: 20-Feb-2018, Time: 14:53:13, ID: 1701911-02RE3 WI-A06-6-S-17-1217-TOP 0.005, Description: WI-A06-6-S-17-1217-TOP**

	# Name	ID	Area	%Rec	Area Out
1	1 13C4-PFBA	1701911-02RE3 WI-A06-6-S-17-1217-T...	3.30e3	64.8	NO
2	2 13C5-PFHxA	1701911-02RE3 WI-A06-6-S-17-1217-T...	5.46e3	34.6	YES
3	3 13C3-PFHxS	1701911-02RE3 WI-A06-6-S-17-1217-T...	3.65e3	99.4	NO
4	4 13C8-PFOA	1701911-02RE3 WI-A06-6-S-17-1217-T...	4.99e3	34.7	YES
5	5 13C9-PFNA	1701911-02RE3 WI-A06-6-S-17-1217-T...	7.74e3	54.5	NO
6	6 13C4-PFOS	1701911-02RE3 WI-A06-6-S-17-1217-T...	3.65e3	99.0	NO
7	7 13C6-PFDA	1701911-02RE3 WI-A06-6-S-17-1217-T...	7.35e3	41.7	YES
8	8 13C7-PFUDa	1701911-02RE3 WI-A06-6-S-17-1217-T...	9.37e3	46.2	YES

**Name: 180220M1\_17, Date: 20-Feb-2018, Time: 15:04:42, ID: 1701911-04RE3 WI-A06-EB03-120617-TOP 0.005, Description: WI-A06-EB03-120617-TOP**

	# Name	ID	Area	%Rec	Area Out
1	1 13C4-PFBA	1701911-04RE3 WI-A06-EB03-120617-...	3.39e3	66.7	NO
2	2 13C5-PFHxA	1701911-04RE3 WI-A06-EB03-120617-...	5.73e3	36.3	YES
3	3 13C3-PFHxS	1701911-04RE3 WI-A06-EB03-120617-...	2.79e3	76.0	NO
4	4 13C8-PFOA	1701911-04RE3 WI-A06-EB03-120617-...	5.14e3	35.8	YES
5	5 13C9-PFNA	1701911-04RE3 WI-A06-EB03-120617-...	6.40e3	45.1	YES
6	6 13C4-PFOS	1701911-04RE3 WI-A06-EB03-120617-...	2.98e3	80.9	NO
7	7 13C6-PFDA	1701911-04RE3 WI-A06-EB03-120617-...	7.46e3	42.4	YES
8	8 13C7-PFUDa	1701911-04RE3 WI-A06-EB03-120617-...	8.25e3	40.7	YES

**Name: 180220M1\_18, Date: 20-Feb-2018, Time: 15:16:12, ID: 1701911-06RE3 WI-A06-6-S-07-1217-TOP 0.005, Description: WI-A06-6-S-07-1217-TOP**

	# Name	ID	Area	%Rec	Area Out
1	1 13C4-PFBA	1701911-06RE3 WI-A06-6-S-07-1217-T...	3.67e3	72.3	NO
2	2 13C5-PFHxA	1701911-06RE3 WI-A06-6-S-07-1217-T...	5.91e3	37.5	YES
3	3 13C3-PFHxS	1701911-06RE3 WI-A06-6-S-07-1217-T...	3.39e3	92.2	NO
4	4 13C8-PFOA	1701911-06RE3 WI-A06-6-S-07-1217-T...	6.04e3	42.1	YES
5	5 13C9-PFNA	1701911-06RE3 WI-A06-6-S-07-1217-T...	7.76e3	54.6	NO
6	6 13C4-PFOS	1701911-06RE3 WI-A06-6-S-07-1217-T...	3.68e3	99.7	NO
7	7 13C6-PFDA	1701911-06RE3 WI-A06-6-S-07-1217-T...	8.49e3	48.2	YES
8	8 13C7-PFUDa	1701911-06RE3 WI-A06-6-S-07-1217-T...	1.01e4	49.7	YES

**Name: 180220M1\_19, Date: 20-Feb-2018, Time: 15:27:40, ID: 1701911-08RE3 WI-A06-6-S-26-1217-TOP 0.005, Description: WI-A06-6-S-26-1217-TOP**

	# Name	ID	Area	%Rec	Area Out
1	1 13C4-PFBA	1701911-08RE3 WI-A06-6-S-26-1217-T...	2.97e3	58.5	NO
2	2 13C5-PFHxA	1701911-08RE3 WI-A06-6-S-26-1217-T...	5.41e3	34.3	YES
3	3 13C3-PFHxS	1701911-08RE3 WI-A06-6-S-26-1217-T...	3.68e3	100.4	NO
4	4 13C8-PFOA	1701911-08RE3 WI-A06-6-S-26-1217-T...	5.98e3	41.7	YES
5	5 13C9-PFNA	1701911-08RE3 WI-A06-6-S-26-1217-T...	7.31e3	51.5	NO
6	6 13C4-PFOS	1701911-08RE3 WI-A06-6-S-26-1217-T...	3.76e3	101.8	NO
7	7 13C6-PFDA	1701911-08RE3 WI-A06-6-S-26-1217-T...	7.63e3	43.3	YES
8	8 13C7-PFUDa	1701911-08RE3 WI-A06-6-S-26-1217-T...	1.00e4	49.4	YES

Dataset: Untitled

Last Altered: Wednesday, February 21, 2018 09:23:59 Pacific Standard Time  
Printed: Wednesday, February 21, 2018 09:24:18 Pacific Standard Time

**Name: 180220M1\_20, Date: 20-Feb-2018, Time: 15:39:09, ID: 1701911-10RE3 WI-A06-EB04-120717-TOP 0.005, Description: WI-A06-EB04-120717-TOP**

	# Name	ID	Area	%Rec	Area Out
1	1 13C4-PFBA	1701911-10RE3 WI-A06-EB04-120717-...	2.56e3	50.4	NO
2	2 13C5-PFHxA	1701911-10RE3 WI-A06-EB04-120717-...	3.87e3	24.6	YES
3	3 13C3-PFHxS	1701911-10RE3 WI-A06-EB04-120717-...	3.03e3	82.5	NO
4	4 13C8-PFOA	1701911-10RE3 WI-A06-EB04-120717-...	4.20e3	29.2	YES
5	5 13C9-PFNA	1701911-10RE3 WI-A06-EB04-120717-...	6.41e3	45.2	YES
6	6 13C4-PFOS	1701911-10RE3 WI-A06-EB04-120717-...	2.76e3	74.9	NO
7	7 13C6-PFDA	1701911-10RE3 WI-A06-EB04-120717-...	8.16e3	46.3	YES
8	8 13C7-PFUDa	1701911-10RE3 WI-A06-EB04-120717-...	9.05e3	44.6	YES

**Name: 180220M1\_21, Date: 20-Feb-2018, Time: 15:50:36, ID: 1701911-12RE3 WI-A06-EB05-120717-TOP 0.005, Description: WI-A06-EB05-120717-TOP**

	# Name	ID	Area	%Rec	Area Out
1	1 13C4-PFBA	1701911-12RE3 WI-A06-EB05-120717-...	3.32e3	65.3	NO
2	2 13C5-PFHxA	1701911-12RE3 WI-A06-EB05-120717-...	5.07e3	32.2	YES
3	3 13C3-PFHxS	1701911-12RE3 WI-A06-EB05-120717-...	2.74e3	74.5	NO
4	4 13C8-PFOA	1701911-12RE3 WI-A06-EB05-120717-...	4.98e3	34.7	YES
5	5 13C9-PFNA	1701911-12RE3 WI-A06-EB05-120717-...	6.39e3	45.0	YES
6	6 13C4-PFOS	1701911-12RE3 WI-A06-EB05-120717-...	2.55e3	69.0	NO
7	7 13C6-PFDA	1701911-12RE3 WI-A06-EB05-120717-...	9.09e3	51.6	NO
8	8 13C7-PFUDa	1701911-12RE3 WI-A06-EB05-120717-...	9.81e3	48.3	YES

**Name: 180220M1\_22, Date: 20-Feb-2018, Time: 16:02:03, ID: 1701911-14RE3 WI-A06-FB01-120717-TOP 0.005, Description: WI-A06-FB01-120717-TOP**

	# Name	ID	Area	%Rec	Area Out
1	1 13C4-PFBA	1701911-14RE3 WI-A06-FB01-120717-...	5.44e3	107.1	NO
2	2 13C5-PFHxA	1701911-14RE3 WI-A06-FB01-120717-...	8.35e3	53.0	NO
3	3 13C3-PFHxS	1701911-14RE3 WI-A06-FB01-120717-...	3.37e3	91.7	NO
4	4 13C8-PFOA	1701911-14RE3 WI-A06-FB01-120717-...	7.30e3	50.9	NO
5	5 13C9-PFNA	1701911-14RE3 WI-A06-FB01-120717-...	8.12e3	57.2	NO
6	6 13C4-PFOS	1701911-14RE3 WI-A06-FB01-120717-...	3.72e3	100.7	NO
7	7 13C6-PFDA	1701911-14RE3 WI-A06-FB01-120717-...	8.84e3	50.2	NO
8	8 13C7-PFUDa	1701911-14RE3 WI-A06-FB01-120717-...	1.16e4	57.3	NO

**Name: 180220M1\_23, Date: 20-Feb-2018, Time: 16:13:29, ID: 1701911-16RE3 WI-A06-MW-10-1217-TOP 0.005, Description: WI-A06-MW-10-1217-TOP**

	# Name	ID	Area	%Rec	Area Out
1	1 13C4-PFBA	1701911-16RE3 WI-A06-MW-10-1217-...	5.67e3	111.5	NO
2	2 13C5-PFHxA	1701911-16RE3 WI-A06-MW-10-1217-...	9.88e3	62.7	NO
3	3 13C3-PFHxS	1701911-16RE3 WI-A06-MW-10-1217-...	3.94e3	107.2	NO
4	4 13C8-PFOA	1701911-16RE3 WI-A06-MW-10-1217-...	7.67e3	53.4	NO
5	5 13C9-PFNA	1701911-16RE3 WI-A06-MW-10-1217-...	1.16e4	81.4	NO
6	6 13C4-PFOS	1701911-16RE3 WI-A06-MW-10-1217-...	3.81e3	103.3	NO
7	7 13C6-PFDA	1701911-16RE3 WI-A06-MW-10-1217-...	1.19e4	67.7	NO
8	8 13C7-PFUDa	1701911-16RE3 WI-A06-MW-10-1217-...	1.40e4	69.2	NO

Dataset: Untitled

Last Altered: Wednesday, February 21, 2018 09:23:59 Pacific Standard Time  
Printed: Wednesday, February 21, 2018 09:24:18 Pacific Standard Time

**Name: 180220M1\_24, Date: 20-Feb-2018, Time: 16:24:56, ID: 1701911-18RE3 WI-A06-6-S-14-1217-TOP 0.005, Description: WI-A06-6-S-14-1217-TOP**

	# Name	ID	Area	%Rec	Area Out
1	1 13C4-PFBA	1701911-18RE3 WI-A06-6-S-14-1217-T...	5.03e3	99.0	NO
2	2 13C5-PFHxA	1701911-18RE3 WI-A06-6-S-14-1217-T...	7.84e3	49.8	YES
3	3 13C3-PFHxS	1701911-18RE3 WI-A06-6-S-14-1217-T...	3.24e3	88.3	NO
4	4 13C8-PFOA	1701911-18RE3 WI-A06-6-S-14-1217-T...	8.07e3	56.2	NO
5	5 13C9-PFNA	1701911-18RE3 WI-A06-6-S-14-1217-T...	9.57e3	67.4	NO
6	6 13C4-PFOS	1701911-18RE3 WI-A06-6-S-14-1217-T...	3.63e3	98.4	NO
7	7 13C6-PFDA	1701911-18RE3 WI-A06-6-S-14-1217-T...	1.16e4	65.8	NO
8	8 13C7-PFUDa	1701911-18RE3 WI-A06-6-S-14-1217-T...	1.21e4	59.6	NO

**Name: 180220M1\_25, Date: 20-Feb-2018, Time: 16:36:26, ID: 1701911-20RE3 WI-A06-6-S-44-1217-TOP 0.005, Description: WI-A06-6-S-44-1217-TOP**

	# Name	ID	Area	%Rec	Area Out
1	1 13C4-PFBA	1701911-20RE3 WI-A06-6-S-44-1217-T...	2.45e3	48.2	YES
2	2 13C5-PFHxA	1701911-20RE3 WI-A06-6-S-44-1217-T...	4.87e3	30.9	YES
3	3 13C3-PFHxS	1701911-20RE3 WI-A06-6-S-44-1217-T...	3.75e3	102.2	NO
4	4 13C8-PFOA	1701911-20RE3 WI-A06-6-S-44-1217-T...	5.57e3	38.8	YES
5	5 13C9-PFNA	1701911-20RE3 WI-A06-6-S-44-1217-T...	8.19e3	57.7	NO
6	6 13C4-PFOS	1701911-20RE3 WI-A06-6-S-44-1217-T...	3.69e3	100.1	NO
7	7 13C6-PFDA	1701911-20RE3 WI-A06-6-S-44-1217-T...	1.11e4	62.9	NO
8	8 13C7-PFUDa	1701911-20RE3 WI-A06-6-S-44-1217-T...	1.08e4	53.2	NO

**Name: 180220M1\_26, Date: 20-Feb-2018, Time: 16:47:56, ID: 1701911-22RE3 WI-A06-EB06-120817-TOP 0.005, Description: WI-A06-EB06-120817-TOP**

	# Name	ID	Area	%Rec	Area Out
1	1 13C4-PFBA	1701911-22RE3 WI-A06-EB06-120817-...	8.29e2	16.3	YES
2	2 13C5-PFHxA	1701911-22RE3 WI-A06-EB06-120817-...	2.36e3	15.0	YES
3	3 13C3-PFHxS	1701911-22RE3 WI-A06-EB06-120817-...	2.93e3	79.8	NO
4	4 13C8-PFOA	1701911-22RE3 WI-A06-EB06-120817-...	3.27e3	22.8	YES
5	5 13C9-PFNA	1701911-22RE3 WI-A06-EB06-120817-...	4.64e3	32.7	YES
6	6 13C4-PFOS	1701911-22RE3 WI-A06-EB06-120817-...	3.06e3	82.8	NO
7	7 13C6-PFDA	1701911-22RE3 WI-A06-EB06-120817-...	6.57e3	37.3	YES
8	8 13C7-PFUDa	1701911-22RE3 WI-A06-EB06-120817-...	7.91e3	39.0	YES

**Name: 180220M1\_27, Date: 20-Feb-2018, Time: 16:59:23, ID: 1701943-02RE3 WI-A06-6-S-04-1217-TOP 0.005, Description: WI-A06-6-S-04-1217-TOP**

	# Name	ID	Area	%Rec	Area Out
1	1 13C4-PFBA	1701943-02RE3 WI-A06-6-S-04-1217-T...	1.21e3	23.8	YES
2	2 13C5-PFHxA	1701943-02RE3 WI-A06-6-S-04-1217-T...	3.44e3	21.9	YES
3	3 13C3-PFHxS	1701943-02RE3 WI-A06-6-S-04-1217-T...	3.27e3	89.0	NO
4	4 13C8-PFOA	1701943-02RE3 WI-A06-6-S-04-1217-T...	4.34e3	30.3	YES
5	5 13C9-PFNA	1701943-02RE3 WI-A06-6-S-04-1217-T...	7.58e3	53.4	NO
6	6 13C4-PFOS	1701943-02RE3 WI-A06-6-S-04-1217-T...	3.67e3	99.5	NO
7	7 13C6-PFDA	1701943-02RE3 WI-A06-6-S-04-1217-T...	9.39e3	53.3	NO
8	8 13C7-PFUDa	1701943-02RE3 WI-A06-6-S-04-1217-T...	1.00e4	49.4	YES

Dataset: Untitled

Last Altered: Wednesday, February 21, 2018 09:23:59 Pacific Standard Time

Printed: Wednesday, February 21, 2018 09:24:18 Pacific Standard Time

**Name: 180220M1\_28, Date: 20-Feb-2018, Time: 17:10:52, ID: 1701943-04RE3 WI-A06-6-S-19-1217-TOP 0.005, Description: WI-A06-6-S-19-1217-TOP**

	# Name	ID	Area	%Rec	Area Out
1	1 13C4-PFBA	1701943-04RE3 WI-A06-6-S-19-1217-T...	2.77e3	54.5	NO
2	2 13C5-PFHxA	1701943-04RE3 WI-A06-6-S-19-1217-T...	4.74e3	30.1	YES
3	3 13C3-PFHxS	1701943-04RE3 WI-A06-6-S-19-1217-T...	3.39e3	92.4	NO
4	4 13C8-PFOA	1701943-04RE3 WI-A06-6-S-19-1217-T...	5.22e3	36.4	YES
5	5 13C9-PFNA	1701943-04RE3 WI-A06-6-S-19-1217-T...	7.59e3	53.5	NO
6	6 13C4-PFOS	1701943-04RE3 WI-A06-6-S-19-1217-T...	3.66e3	99.2	NO
7	7 13C6-PFDA	1701943-04RE3 WI-A06-6-S-19-1217-T...	8.82e3	50.0	NO
8	8 13C7-PFUDa	1701943-04RE3 WI-A06-6-S-19-1217-T...	1.10e4	54.5	NO

**Name: 180220M1\_29, Date: 20-Feb-2018, Time: 17:22:22, ID: 1701943-06RE3 WI-A06-6-S-19P-1217-TOP 0.005, Description: WI-A06-6-S-19P-1217-TOP**

	# Name	ID	Area	%Rec	Area Out
1	1 13C4-PFBA	1701943-06RE3 WI-A06-6-S-19P-1217-...	4.06e3	80.0	NO
2	2 13C5-PFHxA	1701943-06RE3 WI-A06-6-S-19P-1217-...	7.07e3	44.9	YES
3	3 13C3-PFHxS	1701943-06RE3 WI-A06-6-S-19P-1217-...	3.22e3	87.6	NO
4	4 13C8-PFOA	1701943-06RE3 WI-A06-6-S-19P-1217-...	6.15e3	42.9	YES
5	5 13C9-PFNA	1701943-06RE3 WI-A06-6-S-19P-1217-...	6.99e3	49.3	YES
6	6 13C4-PFOS	1701943-06RE3 WI-A06-6-S-19P-1217-...	3.04e3	82.5	NO
7	7 13C6-PFDA	1701943-06RE3 WI-A06-6-S-19P-1217-...	8.80e3	49.9	NO
8	8 13C7-PFUDa	1701943-06RE3 WI-A06-6-S-19P-1217-...	9.29e3	45.8	YES

**Name: 180220M1\_30, Date: 20-Feb-2018, Time: 17:33:48, ID: 1701943-08RE3 WI-A06-6-S-31-1217-TOP 0.005, Description: WI-A06-6-S-31-1217-TOP**

	# Name	ID	Area	%Rec	Area Out
1	1 13C4-PFBA	1701943-08RE3 WI-A06-6-S-31-1217-T...	3.50e3	68.9	NO
2	2 13C5-PFHxA	1701943-08RE3 WI-A06-6-S-31-1217-T...	5.77e3	36.6	YES
3	3 13C3-PFHxS	1701943-08RE3 WI-A06-6-S-31-1217-T...	3.19e3	86.8	NO
4	4 13C8-PFOA	1701943-08RE3 WI-A06-6-S-31-1217-T...	6.52e3	45.4	YES
5	5 13C9-PFNA	1701943-08RE3 WI-A06-6-S-31-1217-T...	6.68e3	47.1	YES
6	6 13C4-PFOS	1701943-08RE3 WI-A06-6-S-31-1217-T...	3.02e3	81.7	NO
7	7 13C6-PFDA	1701943-08RE3 WI-A06-6-S-31-1217-T...	8.72e3	49.5	YES
8	8 13C7-PFUDa	1701943-08RE3 WI-A06-6-S-31-1217-T...	9.58e3	47.2	YES

**Name: 180220M1\_31, Date: 20-Feb-2018, Time: 17:45:19, ID: 1701943-10RE3 WI-A06-EB07-121117-TOP 0.005, Description: WI-A06-EB07-121117-TOP**

	# Name	ID	Area	%Rec	Area Out
1	1 13C4-PFBA	1701943-10RE3 WI-A06-EB07-121117-...	7.78e3	153.1	YES
2	2 13C5-PFHxA	1701943-10RE3 WI-A06-EB07-121117-...	1.03e4	65.2	NO
3	3 13C3-PFHxS	1701943-10RE3 WI-A06-EB07-121117-...	3.50e3	95.2	NO
4	4 13C8-PFOA	1701943-10RE3 WI-A06-EB07-121117-...	1.04e4	72.7	NO
5	5 13C9-PFNA	1701943-10RE3 WI-A06-EB07-121117-...	1.01e4	71.1	NO
6	6 13C4-PFOS	1701943-10RE3 WI-A06-EB07-121117-...	2.75e3	74.6	NO
7	7 13C6-PFDA	1701943-10RE3 WI-A06-EB07-121117-...	1.23e4	69.7	NO
8	8 13C7-PFUDa	1701943-10RE3 WI-A06-EB07-121117-...	1.25e4	61.5	NO

Dataset: Untitled

Last Altered: Wednesday, February 21, 2018 09:23:59 Pacific Standard Time

Printed: Wednesday, February 21, 2018 09:24:18 Pacific Standard Time

**Name: 180220M1\_32, Date: 20-Feb-2018, Time: 17:56:50, ID: IPA, Description: IPA**

	# Name	ID	Area	%Rec	Area Out
1	1 13C4-PFBA	IPA			NO
2	2 13C5-PFHxA	IPA			NO
3	3 13C3-PFHxS	IPA			NO
4	4 13C8-PFOA	IPA	5.38e0	0.0	YES
5	5 13C9-PFNA	IPA			NO
6	6 13C4-PFOS	IPA			NO
7	7 13C6-PFDA	IPA			NO
8	8 13C7-PFUDa	IPA			NO

**Name: 180220M1\_33, Date: 20-Feb-2018, Time: 18:08:15, ID: ST180220M1-5 PFC CS3 18B0815, Description: PFC CS3 18B0815**

	# Name	ID	Area	%Rec	Area Out
1	1 13C4-PFBA	ST180220M1-5 PFC CS3 18B0815	4.59e3	90.2	NO
2	2 13C5-PFHxA	ST180220M1-5 PFC CS3 18B0815	1.47e4	93.6	NO
3	3 13C3-PFHxS	ST180220M1-5 PFC CS3 18B0815	3.63e3	98.7	NO
4	4 13C8-PFOA	ST180220M1-5 PFC CS3 18B0815	1.20e4	83.3	NO
5	5 13C9-PFNA	ST180220M1-5 PFC CS3 18B0815	1.36e4	96.1	NO
6	6 13C4-PFOS	ST180220M1-5 PFC CS3 18B0815	3.87e3	104.8	NO
7	7 13C6-PFDA	ST180220M1-5 PFC CS3 18B0815	1.41e4	79.9	NO
8	8 13C7-PFUDa	ST180220M1-5 PFC CS3 18B0815	1.53e4	75.2	NO

**Name: 180220M1\_34, Date: 20-Feb-2018, Time: 18:19:42, ID: IPA, Description: IPA**

	# Name	ID	Area	%Rec	Area Out
1	1 13C4-PFBA	IPA			NO
2	2 13C5-PFHxA	IPA			NO
3	3 13C3-PFHxS	IPA			NO
4	4 13C8-PFOA	IPA			NO
5	5 13C9-PFNA	IPA			NO
6	6 13C4-PFOS	IPA			NO
7	7 13C6-PFDA	IPA			NO
8	8 13C7-PFUDa	IPA	8.00e0	0.0	YES

**Name: 180220M1\_35, Date: 20-Feb-2018, Time: 18:31:09, ID: 1701943-12RE3 WI-A06-6-S-08-1217-TOP 0.005, Description: WI-A06-6-S-08-1217-TOP**

	# Name	ID	Area	%Rec	Area Out
1	1 13C4-PFBA	1701943-12RE3 WI-A06-6-S-08-1217-T...	5.20e2	10.2	YES
2	2 13C5-PFHxA	1701943-12RE3 WI-A06-6-S-08-1217-T...	1.09e3	6.9	YES
3	3 13C3-PFHxS	1701943-12RE3 WI-A06-6-S-08-1217-T...	3.34e3	90.9	NO
4	4 13C8-PFOA	1701943-12RE3 WI-A06-6-S-08-1217-T...	1.85e3	12.9	YES
5	5 13C9-PFNA	1701943-12RE3 WI-A06-6-S-08-1217-T...	3.42e3	24.1	YES
6	6 13C4-PFOS	1701943-12RE3 WI-A06-6-S-08-1217-T...	3.59e3	97.2	NO
7	7 13C6-PFDA	1701943-12RE3 WI-A06-6-S-08-1217-T...	4.65e3	26.4	YES
8	8 13C7-PFUDa	1701943-12RE3 WI-A06-6-S-08-1217-T...	4.88e3	24.1	YES

Dataset: Untitled

Last Altered: Wednesday, February 21, 2018 09:23:59 Pacific Standard Time

Printed: Wednesday, February 21, 2018 09:24:18 Pacific Standard Time

**Name: 180220M1\_36, Date: 20-Feb-2018, Time: 18:42:36, ID: 1701943-14RE3 WI-A06-EB08-121217-TOP 0.005, Description: WI-A06-EB08-121217-TOP**

	# Name	ID	Area	%Rec	Area Out
1	1 13C4-PFBA	1701943-14RE3 WI-A06-EB08-121217-...	4.36e3	85.8	NO
2	2 13C5-PFHxA	1701943-14RE3 WI-A06-EB08-121217-...	6.14e3	39.0	YES
3	3 13C3-PFHxS	1701943-14RE3 WI-A06-EB08-121217-...	3.19e3	86.9	NO
4	4 13C8-PFOA	1701943-14RE3 WI-A06-EB08-121217-...	5.73e3	39.9	YES
5	5 13C9-PFNA	1701943-14RE3 WI-A06-EB08-121217-...	7.56e3	53.2	NO
6	6 13C4-PFOS	1701943-14RE3 WI-A06-EB08-121217-...	3.15e3	85.4	NO
7	7 13C6-PFDA	1701943-14RE3 WI-A06-EB08-121217-...	7.36e3	41.8	YES
8	8 13C7-PFUDa	1701943-14RE3 WI-A06-EB08-121217-...	8.94e3	44.1	YES

**Name: 180220M1\_37, Date: 20-Feb-2018, Time: 18:54:05, ID: B8B0069-BS1 OPR 0.25, Description: OPR**

	# Name	ID	Area	%Rec	Area Out
1	1 13C4-PFBA	B8B0069-BS1 OPR 0.25	8.44e3	166.1	YES
2	2 13C5-PFHxA	B8B0069-BS1 OPR 0.25	1.24e4	78.4	NO
3	3 13C3-PFHxS	B8B0069-BS1 OPR 0.25	3.08e3	83.8	NO
4	4 13C8-PFOA	B8B0069-BS1 OPR 0.25	1.07e4	74.4	NO
5	5 13C9-PFNA	B8B0069-BS1 OPR 0.25	1.27e4	89.6	NO
6	6 13C4-PFOS	B8B0069-BS1 OPR 0.25	2.91e3	78.7	NO
7	7 13C6-PFDA	B8B0069-BS1 OPR 0.25	1.48e4	84.3	NO
8	8 13C7-PFUDa	B8B0069-BS1 OPR 0.25	1.50e4	73.9	NO

**Name: 180220M1\_38, Date: 20-Feb-2018, Time: 19:05:32, ID: B8B0069-BSD1 LCSD 0.25, Description: LCSD**

	# Name	ID	Area	%Rec	Area Out
1	1 13C4-PFBA	B8B0069-BSD1 LCSD 0.25	7.63e3	150.2	YES
2	2 13C5-PFHxA	B8B0069-BSD1 LCSD 0.25	1.19e4	75.5	NO
3	3 13C3-PFHxS	B8B0069-BSD1 LCSD 0.25	2.96e3	80.6	NO
4	4 13C8-PFOA	B8B0069-BSD1 LCSD 0.25	1.04e4	72.1	NO
5	5 13C9-PFNA	B8B0069-BSD1 LCSD 0.25	1.31e4	92.2	NO
6	6 13C4-PFOS	B8B0069-BSD1 LCSD 0.25	3.15e3	85.2	NO
7	7 13C6-PFDA	B8B0069-BSD1 LCSD 0.25	1.09e4	61.6	NO
8	8 13C7-PFUDa	B8B0069-BSD1 LCSD 0.25	1.66e4	82.0	NO

**Name: 180220M1\_39, Date: 20-Feb-2018, Time: 19:16:59, ID: B8B0069-BLK1 Method Blank 0.25, Description: Method Blank**

	# Name	ID	Area	%Rec	Area Out
1	1 13C4-PFBA	B8B0069-BLK1 Method Blank 0.25	7.56e3	148.8	NO
2	2 13C5-PFHxA	B8B0069-BLK1 Method Blank 0.25	1.06e4	67.5	NO
3	3 13C3-PFHxS	B8B0069-BLK1 Method Blank 0.25	2.95e3	80.3	NO
4	4 13C8-PFOA	B8B0069-BLK1 Method Blank 0.25	1.02e4	71.1	NO
5	5 13C9-PFNA	B8B0069-BLK1 Method Blank 0.25	1.08e4	76.0	NO
6	6 13C4-PFOS	B8B0069-BLK1 Method Blank 0.25	2.71e3	73.3	NO
7	7 13C6-PFDA	B8B0069-BLK1 Method Blank 0.25	1.49e4	84.5	NO
8	8 13C7-PFUDa	B8B0069-BLK1 Method Blank 0.25	1.37e4	67.6	NO

Dataset: Untitled

Last Altered: Wednesday, February 21, 2018 09:23:59 Pacific Standard Time

Printed: Wednesday, February 21, 2018 09:24:18 Pacific Standard Time

**Name: 180220M1\_40, Date: 20-Feb-2018, Time: 19:28:26, ID: 1800273-01 MCA-MW-112-S 0.27551, Description: MCA-MW-112-S**

	# Name	ID	Area	%Rec	Area Out
1	1 13C4-PFBA	1800273-01 MCA-MW-112-S 0.27551	6.68e3	131.4	NO
2	2 13C5-PFHxA	1800273-01 MCA-MW-112-S 0.27551	8.25e3	52.4	NO
3	3 13C3-PFHxS	1800273-01 MCA-MW-112-S 0.27551	2.71e3	73.9	NO
4	4 13C8-PFOA	1800273-01 MCA-MW-112-S 0.27551	8.06e3	56.1	NO
5	5 13C9-PFNA	1800273-01 MCA-MW-112-S 0.27551	1.14e4	80.3	NO
6	6 13C4-PFOS	1800273-01 MCA-MW-112-S 0.27551	2.88e3	78.0	NO
7	7 13C6-PFDA	1800273-01 MCA-MW-112-S 0.27551	9.13e3	51.8	NO
8	8 13C7-PFUDa	1800273-01 MCA-MW-112-S 0.27551	1.21e4	59.8	NO

**Name: 180220M1\_41, Date: 20-Feb-2018, Time: 19:39:53, ID: 1800273-02 MCA-MW-104-S 0.2668, Description: MCA-MW-104-S**

	# Name	ID	Area	%Rec	Area Out
1	1 13C4-PFBA	1800273-02 MCA-MW-104-S 0.2668	8.13e3	160.0	YES
2	2 13C5-PFHxA	1800273-02 MCA-MW-104-S 0.2668	1.09e4	69.4	NO
3	3 13C3-PFHxS	1800273-02 MCA-MW-104-S 0.2668	2.77e3	75.5	NO
4	4 13C8-PFOA	1800273-02 MCA-MW-104-S 0.2668	9.18e3	63.9	NO
5	5 13C9-PFNA	1800273-02 MCA-MW-104-S 0.2668	1.07e4	75.1	NO
6	6 13C4-PFOS	1800273-02 MCA-MW-104-S 0.2668	2.78e3	75.4	NO
7	7 13C6-PFDA	1800273-02 MCA-MW-104-S 0.2668	1.31e4	74.3	NO
8	8 13C7-PFUDa	1800273-02 MCA-MW-104-S 0.2668	1.14e4	56.4	NO

**Name: 180220M1\_42, Date: 20-Feb-2018, Time: 19:51:23, ID: 1800273-03 MCA-MW-104-SDUP 0.27736, Description: MCA-MW-104-SDUP**

	# Name	ID	Area	%Rec	Area Out
1	1 13C4-PFBA	1800273-03 MCA-MW-104-SDUP 0.27...	8.27e3	162.7	YES
2	2 13C5-PFHxA	1800273-03 MCA-MW-104-SDUP 0.27...	9.71e3	61.6	NO
3	3 13C3-PFHxS	1800273-03 MCA-MW-104-SDUP 0.27...	2.99e3	81.3	NO
4	4 13C8-PFOA	1800273-03 MCA-MW-104-SDUP 0.27...	1.01e4	70.3	NO
5	5 13C9-PFNA	1800273-03 MCA-MW-104-SDUP 0.27...	1.14e4	80.0	NO
6	6 13C4-PFOS	1800273-03 MCA-MW-104-SDUP 0.27...	2.93e3	79.3	NO
7	7 13C6-PFDA	1800273-03 MCA-MW-104-SDUP 0.27...	1.18e4	66.8	NO
8	8 13C7-PFUDa	1800273-03 MCA-MW-104-SDUP 0.27...	1.19e4	58.6	NO

**Name: 180220M1\_43, Date: 20-Feb-2018, Time: 20:02:52, ID: 1800273-04 MCA-EB-01 0.26377, Description: MCA-EB-01**

	# Name	ID	Area	%Rec	Area Out
1	1 13C4-PFBA	1800273-04 MCA-EB-01 0.26377	7.53e3	148.1	NO
2	2 13C5-PFHxA	1800273-04 MCA-EB-01 0.26377	9.84e3	62.5	NO
3	3 13C3-PFHxS	1800273-04 MCA-EB-01 0.26377	2.84e3	77.5	NO
4	4 13C8-PFOA	1800273-04 MCA-EB-01 0.26377	1.05e4	73.2	NO
5	5 13C9-PFNA	1800273-04 MCA-EB-01 0.26377	1.18e4	83.2	NO
6	6 13C4-PFOS	1800273-04 MCA-EB-01 0.26377	3.22e3	87.2	NO
7	7 13C6-PFDA	1800273-04 MCA-EB-01 0.26377	1.16e4	65.7	NO
8	8 13C7-PFUDa	1800273-04 MCA-EB-01 0.26377	1.24e4	61.3	NO



Dataset: Untitled

Last Altered: Wednesday, February 21, 2018 09:23:59 Pacific Standard Time

Printed: Wednesday, February 21, 2018 09:24:18 Pacific Standard Time

Name: 180220M1\_44, Date: 20-Feb-2018, Time: 20:14:19, ID: 1800279-02 REEPDW514 0.12005, Description: REEPDW514

	# Name	ID	Area	%Rec	Area Out
1	1 13C4-PFBA	1800279-02 REEPDW514 0.12005	4.98e3	97.9	NO
2	2 13C5-PFHxA	1800279-02 REEPDW514 0.12005	6.68e3	42.4	YES
3	3 13C3-PFHxS	1800279-02 REEPDW514 0.12005	3.16e3	86.1	NO
4	4 13C8-PFOA	1800279-02 REEPDW514 0.12005	7.79e3	54.2	NO
5	5 13C9-PFNA	1800279-02 REEPDW514 0.12005	7.99e3	56.3	NO
6	6 13C4-PFOS	1800279-02 REEPDW514 0.12005	2.57e3	69.6	NO
7	7 13C6-PFDA	1800279-02 REEPDW514 0.12005	8.48e3	48.1	YES
8	8 13C7-PFUDa	1800279-02 REEPDW514 0.12005	9.88e3	48.7	YES

Name: 180220M1\_45, Date: 20-Feb-2018, Time: 20:25:49, ID: 1800279-03 REEPDW151 0.12119, Description: REEPDW151

	# Name	ID	Area	%Rec	Area Out
1	1 13C4-PFBA	1800279-03 REEPDW151 0.12119	3.88e3	76.3	NO
2	2 13C5-PFHxA	1800279-03 REEPDW151 0.12119	5.57e3	35.4	YES
3	3 13C3-PFHxS	1800279-03 REEPDW151 0.12119	2.89e3	78.6	NO
4	4 13C8-PFOA	1800279-03 REEPDW151 0.12119	6.02e3	41.9	YES
5	5 13C9-PFNA	1800279-03 REEPDW151 0.12119	7.21e3	50.8	NO
6	6 13C4-PFOS	1800279-03 REEPDW151 0.12119	2.76e3	74.8	NO
7	7 13C6-PFDA	1800279-03 REEPDW151 0.12119	1.08e4	61.2	NO
8	8 13C7-PFUDa	1800279-03 REEPDW151 0.12119	1.23e4	60.6	NO

Name: 180220M1\_46, Date: 20-Feb-2018, Time: 20:37:16, ID: 1800279-04 REEPDW152 0.12122, Description: REEPDW152

	# Name	ID	Area	%Rec	Area Out
1	1 13C4-PFBA	1800279-04 REEPDW152 0.12122	6.03e3	118.7	NO
2	2 13C5-PFHxA	1800279-04 REEPDW152 0.12122	7.92e3	50.2	NO
3	3 13C3-PFHxS	1800279-04 REEPDW152 0.12122	2.74e3	74.5	NO
4	4 13C8-PFOA	1800279-04 REEPDW152 0.12122	7.58e3	52.8	NO
5	5 13C9-PFNA	1800279-04 REEPDW152 0.12122	9.29e3	65.4	NO
6	6 13C4-PFOS	1800279-04 REEPDW152 0.12122	2.48e3	67.1	NO
7	7 13C6-PFDA	1800279-04 REEPDW152 0.12122	1.02e4	57.9	NO
8	8 13C7-PFUDa	1800279-04 REEPDW152 0.12122	1.22e4	59.9	NO

Name: 180220M1\_47, Date: 20-Feb-2018, Time: 20:48:46, ID: 1800279-05 REEPDW154 0.12194, Description: REEPDW154

	# Name	ID	Area	%Rec	Area Out
1	1 13C4-PFBA	1800279-05 REEPDW154 0.12194	6.68e3	131.4	NO
2	2 13C5-PFHxA	1800279-05 REEPDW154 0.12194	8.91e3	56.5	NO
3	3 13C3-PFHxS	1800279-05 REEPDW154 0.12194	2.43e3	66.1	NO
4	4 13C8-PFOA	1800279-05 REEPDW154 0.12194	7.94e3	55.3	NO
5	5 13C9-PFNA	1800279-05 REEPDW154 0.12194	1.00e4	70.5	NO
6	6 13C4-PFOS	1800279-05 REEPDW154 0.12194	2.60e3	70.4	NO
7	7 13C6-PFDA	1800279-05 REEPDW154 0.12194	1.16e4	65.9	NO
8	8 13C7-PFUDa	1800279-05 REEPDW154 0.12194	1.04e4	51.3	NO

Dataset: Untitled

Last Altered: Wednesday, February 21, 2018 09:23:59 Pacific Standard Time

Printed: Wednesday, February 21, 2018 09:24:18 Pacific Standard Time

Name: 180220M1\_48, Date: 20-Feb-2018, Time: 21:00:16, ID: 1800280-01 REEPDW150FRB 0.11981, Description: REEPDW150FRB

	# Name	ID	Area	%Rec	Area Out
1	1 13C4-PFBA	1800280-01 REEPDW150FRB 0.11981	7.59e3	149.3	NO
2	2 13C5-PFHxA	1800280-01 REEPDW150FRB 0.11981	1.05e4	66.4	NO
3	3 13C3-PFHxS	1800280-01 REEPDW150FRB 0.11981	2.68e3	72.9	NO
4	4 13C8-PFOA	1800280-01 REEPDW150FRB 0.11981	1.03e4	71.6	NO
5	5 13C9-PFNA	1800280-01 REEPDW150FRB 0.11981	1.04e4	73.5	NO
6	6 13C4-PFOS	1800280-01 REEPDW150FRB 0.11981	2.73e3	74.0	NO
7	7 13C6-PFDA	1800280-01 REEPDW150FRB 0.11981	1.22e4	69.3	NO
8	8 13C7-PFUdA	1800280-01 REEPDW150FRB 0.11981	1.47e4	72.6	NO

Name: 180220M1\_49, Date: 20-Feb-2018, Time: 21:11:43, ID: 1800280-02 REEPDW151FRB 0.1173, Description: REEPDW151FRB

	# Name	ID	Area	%Rec	Area Out
1	1 13C4-PFBA	1800280-02 REEPDW151FRB 0.1173	8.16e3	160.5	YES
2	2 13C5-PFHxA	1800280-02 REEPDW151FRB 0.1173	1.08e4	68.7	NO
3	3 13C3-PFHxS	1800280-02 REEPDW151FRB 0.1173	2.89e3	78.7	NO
4	4 13C8-PFOA	1800280-02 REEPDW151FRB 0.1173	1.00e4	69.8	NO
5	5 13C9-PFNA	1800280-02 REEPDW151FRB 0.1173	1.20e4	84.5	NO
6	6 13C4-PFOS	1800280-02 REEPDW151FRB 0.1173	2.97e3	80.4	NO
7	7 13C6-PFDA	1800280-02 REEPDW151FRB 0.1173	1.16e4	65.7	NO
8	8 13C7-PFUdA	1800280-02 REEPDW151FRB 0.1173	1.37e4	67.7	NO

Name: 180220M1\_50, Date: 20-Feb-2018, Time: 21:23:09, ID: 1800280-03 REEPDW152FRB 0.11755, Description: REEPDW152FRB

	# Name	ID	Area	%Rec	Area Out
1	1 13C4-PFBA	1800280-03 REEPDW152FRB 0.11755	8.06e3	158.6	YES
2	2 13C5-PFHxA	1800280-03 REEPDW152FRB 0.11755	1.09e4	69.0	NO
3	3 13C3-PFHxS	1800280-03 REEPDW152FRB 0.11755	2.99e3	81.5	NO
4	4 13C8-PFOA	1800280-03 REEPDW152FRB 0.11755	9.97e3	69.5	NO
5	5 13C9-PFNA	1800280-03 REEPDW152FRB 0.11755	1.11e4	78.3	NO
6	6 13C4-PFOS	1800280-03 REEPDW152FRB 0.11755	2.77e3	74.9	NO
7	7 13C6-PFDA	1800280-03 REEPDW152FRB 0.11755	8.84e3	50.2	NO
8	8 13C7-PFUdA	1800280-03 REEPDW152FRB 0.11755	1.19e4	58.6	NO

Name: 180220M1\_51, Date: 20-Feb-2018, Time: 21:34:37, ID: 1800280-04 REEPDW154FRB 0.11971, Description: REEPDW154FRB

	# Name	ID	Area	%Rec	Area Out
1	1 13C4-PFBA	1800280-04 REEPDW154FRB 0.11971	7.77e3	152.9	YES
2	2 13C5-PFHxA	1800280-04 REEPDW154FRB 0.11971	1.01e4	64.2	NO
3	3 13C3-PFHxS	1800280-04 REEPDW154FRB 0.11971	3.00e3	81.7	NO
4	4 13C8-PFOA	1800280-04 REEPDW154FRB 0.11971	1.07e4	74.7	NO
5	5 13C9-PFNA	1800280-04 REEPDW154FRB 0.11971	1.01e4	71.4	NO
6	6 13C4-PFOS	1800280-04 REEPDW154FRB 0.11971	2.55e3	69.2	NO
7	7 13C6-PFDA	1800280-04 REEPDW154FRB 0.11971	9.64e3	54.7	NO
8	8 13C7-PFUdA	1800280-04 REEPDW154FRB 0.11971	1.53e4	75.3	NO

Dataset: Untitled

Last Altered: Wednesday, February 21, 2018 09:23:59 Pacific Standard Time

Printed: Wednesday, February 21, 2018 09:24:18 Pacific Standard Time

**Name: 180220M1\_52, Date: 20-Feb-2018, Time: 21:46:04, ID: 1800178-05 YEAGR-04-SB03-08-10 1.16, Description: YEAGR-04-SB03-08-10**

	# Name	ID	Area	%Rec	Area Out
1	1 13C4-PFBA	1800178-05 YEAGR-04-SB03-08-10 1.16	1.04e4	205.4	YES
2	2 13C5-PFHxA	1800178-05 YEAGR-04-SB03-08-10 1.16	1.32e4	83.8	NO
3	3 13C3-PFHxS	1800178-05 YEAGR-04-SB03-08-10 1.16	3.51e3	95.7	NO
4	4 13C8-PFOA	1800178-05 YEAGR-04-SB03-08-10 1.16	1.11e4	77.0	NO
5	5 13C9-PFNA	1800178-05 YEAGR-04-SB03-08-10 1.16	1.02e4	71.9	NO
6	6 13C4-PFOS	1800178-05 YEAGR-04-SB03-08-10 1.16	2.25e3	60.9	NO
7	7 13C6-PFDA	1800178-05 YEAGR-04-SB03-08-10 1.16	8.06e3	45.8	YES
8	8 13C7-PFUdA	1800178-05 YEAGR-04-SB03-08-10 1.16	4.65e3	22.9	YES

**Name: 180220M1\_53, Date: 20-Feb-2018, Time: 21:57:34, ID: 1701839-01@5X STWRT-GW-MW113 0.11527, Description: STWRT-GW-MW113**

	# Name	ID	Area	%Rec	Area Out
1	1 13C4-PFBA	1701839-01@5X STWRT-GW-MW113 ...	3.05e3	60.0	NO
2	2 13C5-PFHxA	1701839-01@5X STWRT-GW-MW113 ...	3.39e3	21.5	YES
3	3 13C3-PFHxS	1701839-01@5X STWRT-GW-MW113 ...	7.83e2	21.3	YES
4	4 13C8-PFOA	1701839-01@5X STWRT-GW-MW113 ...	2.82e3	19.7	YES
5	5 13C9-PFNA	1701839-01@5X STWRT-GW-MW113 ...	3.40e3	23.9	YES
6	6 13C4-PFOS	1701839-01@5X STWRT-GW-MW113 ...	6.46e2	17.5	YES
7	7 13C6-PFDA	1701839-01@5X STWRT-GW-MW113 ...	2.95e3	16.8	YES
8	8 13C7-PFUdA	1701839-01@5X STWRT-GW-MW113 ...	2.94e3	14.5	YES

**Name: 180220M1\_54, Date: 20-Feb-2018, Time: 22:09:00, ID: IPA, Description: IPA**

	# Name	ID	Area	%Rec	Area Out
1	1 13C4-PFBA	IPA			NO
2	2 13C5-PFHxA	IPA			NO
3	3 13C3-PFHxS	IPA			NO
4	4 13C8-PFOA	IPA			NO
5	5 13C9-PFNA	IPA			NO
6	6 13C4-PFOS	IPA			NO
7	7 13C6-PFDA	IPA			NO
8	8 13C7-PFUdA	IPA			NO

**Name: 180220M1\_55, Date: 20-Feb-2018, Time: 22:20:30, ID: ST180220M1-6 PFC CS3 18B0815, Description: PFC CS3 18B0815**

	# Name	ID	Area	%Rec	Area Out
1	1 13C4-PFBA	ST180220M1-6 PFC CS3 18B0815	4.26e3	83.7	NO
2	2 13C5-PFHxA	ST180220M1-6 PFC CS3 18B0815	1.38e4	87.4	NO
3	3 13C3-PFHxS	ST180220M1-6 PFC CS3 18B0815	3.66e3	99.6	NO
4	4 13C8-PFOA	ST180220M1-6 PFC CS3 18B0815	1.21e4	84.4	NO
5	5 13C9-PFNA	ST180220M1-6 PFC CS3 18B0815	1.49e4	104.6	NO
6	6 13C4-PFOS	ST180220M1-6 PFC CS3 18B0815	3.70e3	100.2	NO
7	7 13C6-PFDA	ST180220M1-6 PFC CS3 18B0815	1.30e4	73.9	NO
8	8 13C7-PFUdA	ST180220M1-6 PFC CS3 18B0815	1.89e4	93.3	NO

Dataset: Untitled

Last Altered: Wednesday, February 21, 2018 09:23:59 Pacific Standard Time  
Printed: Wednesday, February 21, 2018 09:24:18 Pacific Standard Time

**Name: 180220M1\_56, Date: 20-Feb-2018, Time: 22:31:59, ID: IPA, Description: IPA**

	# Name	ID	Area	%Rec	Area Out
1	1 13C4-PFBA	IPA			NO
2	2 13C5-PFHxA	IPA			NO
3	3 13C3-PFHxS	IPA			NO
4	4 13C8-PFOA	IPA			NO
5	5 13C9-PFNA	IPA			NO
6	6 13C4-PFOS	IPA			NO
7	7 13C6-PFDA	IPA			NO
8	8 13C7-PFUDa	IPA			NO

**Name: 180220M1\_57, Date: 20-Feb-2018, Time: 22:43:26, ID: 1701839-12 STWRT-LW-MW02 0.11638, Description: STWRT-LW-MW02**

	# Name	ID	Area	%Rec	Area Out
1	1 13C4-PFBA	1701839-12 STWRT-LW-MW02 0.11638	6.78e3	133.5	NO
2	2 13C5-PFHxA	1701839-12 STWRT-LW-MW02 0.11638	8.11e3	51.5	NO
3	3 13C3-PFHxS	1701839-12 STWRT-LW-MW02 0.11638	2.32e3	63.2	NO
4	4 13C8-PFOA	1701839-12 STWRT-LW-MW02 0.11638	7.13e3	49.7	YES
5	5 13C9-PFNA	1701839-12 STWRT-LW-MW02 0.11638	7.51e3	52.9	NO
6	6 13C4-PFOS	1701839-12 STWRT-LW-MW02 0.11638	1.75e3	47.3	YES
7	7 13C6-PFDA	1701839-12 STWRT-LW-MW02 0.11638	6.87e3	39.0	YES
8	8 13C7-PFUDa	1701839-12 STWRT-LW-MW02 0.11638	4.49e3	22.1	YES

**Name: 180220M1\_58, Date: 20-Feb-2018, Time: 22:54:56, ID: 1800178-12@5X YEAGR-SW-DUP01-011718 0.12161, Description: YEAGR-SW-DUP01-011718**

	# Name	ID	Area	%Rec	Area Out
1	1 13C4-PFBA	1800178-12@5X YEAGR-SW-DUP01-0...	1.33e3	26.1	YES
2	2 13C5-PFHxA	1800178-12@5X YEAGR-SW-DUP01-0...	1.56e3	9.9	YES
3	3 13C3-PFHxS	1800178-12@5X YEAGR-SW-DUP01-0...	3.87e2	10.5	YES
4	4 13C8-PFOA	1800178-12@5X YEAGR-SW-DUP01-0...	1.61e3	11.2	YES
5	5 13C9-PFNA	1800178-12@5X YEAGR-SW-DUP01-0...	1.88e3	13.3	YES
6	6 13C4-PFOS	1800178-12@5X YEAGR-SW-DUP01-0...	4.47e2	12.1	YES
7	7 13C6-PFDA	1800178-12@5X YEAGR-SW-DUP01-0...	1.54e3	8.8	YES
8	8 13C7-PFUDa	1800178-12@5X YEAGR-SW-DUP01-0...	1.48e3	7.3	YES

**Name: 180220M1\_59, Date: 20-Feb-2018, Time: 23:06:25, ID: B8B0020-BS1 OPR 0.25, Description: OPR**

	# Name	ID	Area	%Rec	Area Out
1	1 13C4-PFBA	B8B0020-BS1 OPR 0.25	7.52e3	148.0	NO
2	2 13C5-PFHxA	B8B0020-BS1 OPR 0.25	1.02e4	64.9	NO
3	3 13C3-PFHxS	B8B0020-BS1 OPR 0.25	2.83e3	77.0	NO
4	4 13C8-PFOA	B8B0020-BS1 OPR 0.25	9.73e3	67.8	NO
5	5 13C9-PFNA	B8B0020-BS1 OPR 0.25	1.04e4	73.0	NO
6	6 13C4-PFOS	B8B0020-BS1 OPR 0.25	2.83e3	76.6	NO
7	7 13C6-PFDA	B8B0020-BS1 OPR 0.25	1.18e4	66.7	NO
8	8 13C7-PFUDa	B8B0020-BS1 OPR 0.25	1.24e4	61.1	NO

Dataset: Untitled

Last Altered: Wednesday, February 21, 2018 09:23:59 Pacific Standard Time

Printed: Wednesday, February 21, 2018 09:24:18 Pacific Standard Time

**Name: 180220M1\_60, Date: 20-Feb-2018, Time: 23:17:54, ID: B8B0020-BLK1 Method Blank 0.25, Description: Method Blank**

#	Name	ID	Area	%Rec	Area Out
1	1 13C4-PFBA	B8B0020-BLK1 Method Blank 0.25	7.83e3	154.0	YES
2	2 13C5-PFHxA	B8B0020-BLK1 Method Blank 0.25	1.02e4	64.8	NO
3	3 13C3-PFHxS	B8B0020-BLK1 Method Blank 0.25	2.88e3	78.5	NO
4	4 13C8-PFOA	B8B0020-BLK1 Method Blank 0.25	9.61e3	66.9	NO
5	5 13C9-PFNA	B8B0020-BLK1 Method Blank 0.25	9.45e3	66.6	NO
6	6 13C4-PFOS	B8B0020-BLK1 Method Blank 0.25	2.61e3	70.8	NO
7	7 13C6-PFDA	B8B0020-BLK1 Method Blank 0.25	1.21e4	68.8	NO
8	8 13C7-PFUDa	B8B0020-BLK1 Method Blank 0.25	1.20e4	59.3	NO

**Name: 180220M1\_61, Date: 20-Feb-2018, Time: 23:29:21, ID: 1800246-01 WT1801301135MK 0.24559, Description: WT1801301135MK**

#	Name	ID	Area	%Rec	Area Out
1	1 13C4-PFBA	1800246-01 WT1801301135MK 0.24559	7.17e3	141.1	NO
2	2 13C5-PFHxA	1800246-01 WT1801301135MK 0.24559	9.51e3	60.3	NO
3	3 13C3-PFHxS	1800246-01 WT1801301135MK 0.24559	2.82e3	76.7	NO
4	4 13C8-PFOA	1800246-01 WT1801301135MK 0.24559	1.07e4	74.4	NO
5	5 13C9-PFNA	1800246-01 WT1801301135MK 0.24559	9.76e3	68.7	NO
6	6 13C4-PFOS	1800246-01 WT1801301135MK 0.24559	2.90e3	78.6	NO
7	7 13C6-PFDA	1800246-01 WT1801301135MK 0.24559	1.07e4	60.9	NO
8	8 13C7-PFUDa	1800246-01 WT1801301135MK 0.24559	1.17e4	57.4	NO

**Name: 180220M1\_62, Date: 20-Feb-2018, Time: 23:40:51, ID: 1800246-02 WT1801301740EV 0.24069, Description: WT1801301740EV**

#	Name	ID	Area	%Rec	Area Out
1	1 13C4-PFBA	1800246-02 WT1801301740EV 0.24069	8.31e3	163.4	YES
2	2 13C5-PFHxA	1800246-02 WT1801301740EV 0.24069	1.11e4	70.5	NO
3	3 13C3-PFHxS	1800246-02 WT1801301740EV 0.24069	3.33e3	90.8	NO
4	4 13C8-PFOA	1800246-02 WT1801301740EV 0.24069	1.05e4	73.4	NO
5	5 13C9-PFNA	1800246-02 WT1801301740EV 0.24069	1.26e4	88.6	NO
6	6 13C4-PFOS	1800246-02 WT1801301740EV 0.24069	3.21e3	87.1	NO
7	7 13C6-PFDA	1800246-02 WT1801301740EV 0.24069	1.40e4	79.7	NO
8	8 13C7-PFUDa	1800246-02 WT1801301740EV 0.24069	1.76e4	86.6	NO

**Name: 180220M1\_63, Date: 20-Feb-2018, Time: 23:52:18, ID: 1800246-03 WT1801310810MK 0.24933, Description: WT1801310810MK**

#	Name	ID	Area	%Rec	Area Out
1	1 13C4-PFBA	1800246-03 WT1801310810MK 0.24933	7.78e3	153.1	YES
2	2 13C5-PFHxA	1800246-03 WT1801310810MK 0.24933	9.80e3	62.2	NO
3	3 13C3-PFHxS	1800246-03 WT1801310810MK 0.24933	3.04e3	82.9	NO
4	4 13C8-PFOA	1800246-03 WT1801310810MK 0.24933	1.05e4	73.0	NO
5	5 13C9-PFNA	1800246-03 WT1801310810MK 0.24933	1.13e4	79.9	NO
6	6 13C4-PFOS	1800246-03 WT1801310810MK 0.24933	3.05e3	82.7	NO
7	7 13C6-PFDA	1800246-03 WT1801310810MK 0.24933	1.24e4	70.6	NO
8	8 13C7-PFUDa	1800246-03 WT1801310810MK 0.24933	1.27e4	62.8	NO

Dataset: Untitled

Last Altered: Wednesday, February 21, 2018 09:23:59 Pacific Standard Time  
Printed: Wednesday, February 21, 2018 09:24:18 Pacific Standard Time

**Name: 180220M1\_64, Date: 21-Feb-2018, Time: 00:03:48, ID: 1800246-04 WT1801310835MK 0.24492, Description: WT1801310835MK**

	# Name	ID	Area	%Rec	Area Out
1	1 13C4-PFBA	1800246-04 WT1801310835MK 0.24492	8.05e3	158.4	YES
2	2 13C5-PFHxA	1800246-04 WT1801310835MK 0.24492	1.15e4	72.9	NO
3	3 13C3-PFHxS	1800246-04 WT1801310835MK 0.24492	2.80e3	76.4	NO
4	4 13C8-PFOA	1800246-04 WT1801310835MK 0.24492	1.17e4	81.3	NO
5	5 13C9-PFNA	1800246-04 WT1801310835MK 0.24492	1.19e4	83.7	NO
6	6 13C4-PFOS	1800246-04 WT1801310835MK 0.24492	2.69e3	72.8	NO
7	7 13C6-PFDA	1800246-04 WT1801310835MK 0.24492	1.18e4	67.0	NO
8	8 13C7-PFUDa	1800246-04 WT1801310835MK 0.24492	1.35e4	66.4	NO

**Name: 180220M1\_65, Date: 21-Feb-2018, Time: 00:15:18, ID: 1800246-05 WT1801310905MK 0.23565, Description: WT1801310905MK**

	# Name	ID	Area	%Rec	Area Out
1	1 13C4-PFBA	1800246-05 WT1801310905MK 0.23565	6.91e3	136.0	NO
2	2 13C5-PFHxA	1800246-05 WT1801310905MK 0.23565	9.23e3	58.6	NO
3	3 13C3-PFHxS	1800246-05 WT1801310905MK 0.23565	2.49e3	67.7	NO
4	4 13C8-PFOA	1800246-05 WT1801310905MK 0.23565	9.07e3	63.2	NO
5	5 13C9-PFNA	1800246-05 WT1801310905MK 0.23565	9.10e3	64.1	NO
6	6 13C4-PFOS	1800246-05 WT1801310905MK 0.23565	2.39e3	64.7	NO
7	7 13C6-PFDA	1800246-05 WT1801310905MK 0.23565	1.03e4	58.3	NO
8	8 13C7-PFUDa	1800246-05 WT1801310905MK 0.23565	1.09e4	53.9	NO

**Name: 180220M1\_66, Date: 21-Feb-2018, Time: 00:26:44, ID: 1800246-06 FB1801310840MK 0.2434, Description: FB1801310840MK**

	# Name	ID	Area	%Rec	Area Out
1	1 13C4-PFBA	1800246-06 FB1801310840MK 0.2434	7.53e3	148.2	NO
2	2 13C5-PFHxA	1800246-06 FB1801310840MK 0.2434	1.12e4	70.9	NO
3	3 13C3-PFHxS	1800246-06 FB1801310840MK 0.2434	2.66e3	72.4	NO
4	4 13C8-PFOA	1800246-06 FB1801310840MK 0.2434	1.01e4	70.6	NO
5	5 13C9-PFNA	1800246-06 FB1801310840MK 0.2434	1.17e4	82.2	NO
6	6 13C4-PFOS	1800246-06 FB1801310840MK 0.2434	3.06e3	82.9	NO
7	7 13C6-PFDA	1800246-06 FB1801310840MK 0.2434	1.30e4	73.9	NO
8	8 13C7-PFUDa	1800246-06 FB1801310840MK 0.2434	1.14e4	56.2	NO

**Name: 180220M1\_67, Date: 21-Feb-2018, Time: 00:38:14, ID: 1800246-07 WT1801311010MK 0.24146, Description: WT1801311010MK**

	# Name	ID	Area	%Rec	Area Out
1	1 13C4-PFBA	1800246-07 WT1801311010MK 0.24146	6.77e3	133.2	NO
2	2 13C5-PFHxA	1800246-07 WT1801311010MK 0.24146	9.47e3	60.1	NO
3	3 13C3-PFHxS	1800246-07 WT1801311010MK 0.24146	2.84e3	77.2	NO
4	4 13C8-PFOA	1800246-07 WT1801311010MK 0.24146	9.19e3	64.0	NO
5	5 13C9-PFNA	1800246-07 WT1801311010MK 0.24146	8.35e3	58.8	NO
6	6 13C4-PFOS	1800246-07 WT1801311010MK 0.24146	2.67e3	72.4	NO
7	7 13C6-PFDA	1800246-07 WT1801311010MK 0.24146	8.28e3	47.0	YES
8	8 13C7-PFUDa	1800246-07 WT1801311010MK 0.24146	1.30e4	64.1	NO

Dataset: Untitled

Last Altered: Wednesday, February 21, 2018 09:23:59 Pacific Standard Time

Printed: Wednesday, February 21, 2018 09:24:18 Pacific Standard Time

**Name: 180220M1\_68, Date: 21-Feb-2018, Time: 00:49:43, ID: 1800246-08 WR1801311035MK 0.2452, Description: WR1801311035MK**

	# Name	ID	Area	%Rec	Area Out
1	1 13C4-PFBA	1800246-08 WR1801311035MK 0.2452	6.93e3	136.3	NO
2	2 13C5-PFHxA	1800246-08 WR1801311035MK 0.2452	9.62e3	61.1	NO
3	3 13C3-PFHxS	1800246-08 WR1801311035MK 0.2452	2.69e3	73.3	NO
4	4 13C8-PFOA	1800246-08 WR1801311035MK 0.2452	9.22e3	64.3	NO
5	5 13C9-PFNA	1800246-08 WR1801311035MK 0.2452	1.08e4	75.9	NO
6	6 13C4-PFOS	1800246-08 WR1801311035MK 0.2452	3.07e3	83.3	NO
7	7 13C6-PFDA	1800246-08 WR1801311035MK 0.2452	1.17e4	66.2	NO
8	8 13C7-PFUdA	1800246-08 WR1801311035MK 0.2452	1.24e4	61.1	NO

**Name: 180220M1\_69, Date: 21-Feb-2018, Time: 01:01:13, ID: 1800246-09 WT1801311050MK 0.25034, Description: WT1801311050MK**

	# Name	ID	Area	%Rec	Area Out
1	1 13C4-PFBA	1800246-09 WT1801311050MK 0.25034	8.30e3	163.2	YES
2	2 13C5-PFHxA	1800246-09 WT1801311050MK 0.25034	1.12e4	71.1	NO
3	3 13C3-PFHxS	1800246-09 WT1801311050MK 0.25034	3.12e3	85.0	NO
4	4 13C8-PFOA	1800246-09 WT1801311050MK 0.25034	1.03e4	71.7	NO
5	5 13C9-PFNA	1800246-09 WT1801311050MK 0.25034	1.07e4	75.4	NO
6	6 13C4-PFOS	1800246-09 WT1801311050MK 0.25034	3.31e3	89.7	NO
7	7 13C6-PFDA	1800246-09 WT1801311050MK 0.25034	1.15e4	65.3	NO
8	8 13C7-PFUdA	1800246-09 WT1801311050MK 0.25034	1.29e4	63.7	NO

**Name: 180220M1\_70, Date: 21-Feb-2018, Time: 01:12:43, ID: IPA, Description: IPA**

	# Name	ID	Area	%Rec	Area Out
1	1 13C4-PFBA	IPA			NO
2	2 13C5-PFHxA	IPA			NO
3	3 13C3-PFHxS	IPA			NO
4	4 13C8-PFOA	IPA			NO
5	5 13C9-PFNA	IPA			NO
6	6 13C4-PFOS	IPA			NO
7	7 13C6-PFDA	IPA			NO
8	8 13C7-PFUdA	IPA			NO

**Name: 180220M1\_71, Date: 21-Feb-2018, Time: 01:24:12, ID: ST180220M1-7 PFC CS3 18B0815, Description: PFC CS3 18B0815**

	# Name	ID	Area	%Rec	Area Out
1	1 13C4-PFBA	ST180220M1-7 PFC CS3 18B0815	3.92e3	77.1	NO
2	2 13C5-PFHxA	ST180220M1-7 PFC CS3 18B0815	1.37e4	86.8	NO
3	3 13C3-PFHxS	ST180220M1-7 PFC CS3 18B0815	3.83e3	104.2	NO
4	4 13C8-PFOA	ST180220M1-7 PFC CS3 18B0815	1.42e4	99.1	NO
5	5 13C9-PFNA	ST180220M1-7 PFC CS3 18B0815	1.15e4	80.8	NO
6	6 13C4-PFOS	ST180220M1-7 PFC CS3 18B0815	3.86e3	104.5	NO
7	7 13C6-PFDA	ST180220M1-7 PFC CS3 18B0815	1.49e4	84.6	NO
8	8 13C7-PFUdA	ST180220M1-7 PFC CS3 18B0815	1.73e4	85.5	NO

Dataset: Untitled

Last Altered: Wednesday, February 21, 2018 09:22:17 Pacific Standard Time

Printed: Wednesday, February 21, 2018 09:22:44 Pacific Standard Time

Method: F:\Projects\PFAS.PRO\MethDB\PFAS\_FULL\_80C\_021318.mdb 20 Feb 2018 14:17:29

Calibration: F:\Projects\PFAS.PRO\CurveDB\C18\_VAL-PFAS\_Q4\_02-18-18-FULL.cdb 20 Feb 2018 11:25:50

Name: 180220M1\_5, Date: 20-Feb-2018, Time: 12:47:07, ID: IPA, Description: IPA

**PFBA**

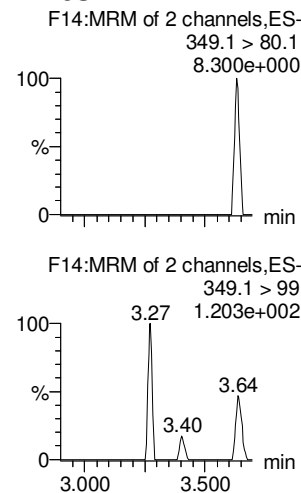
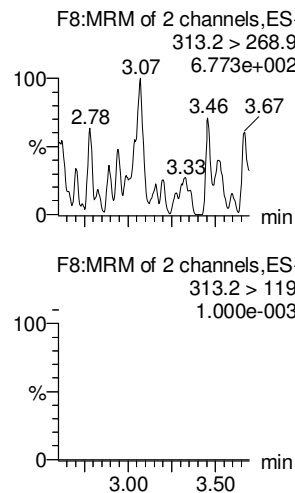
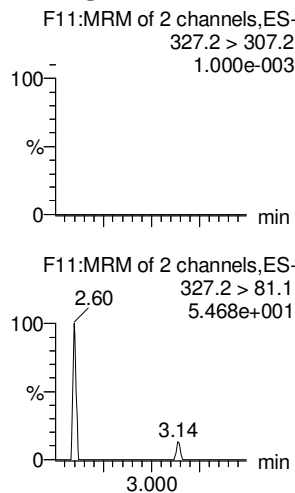
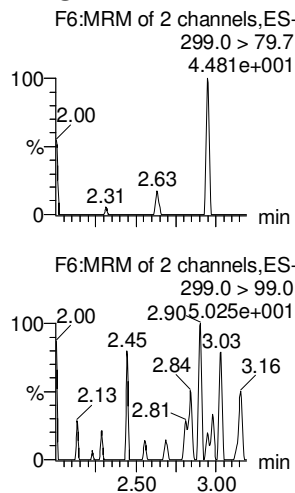
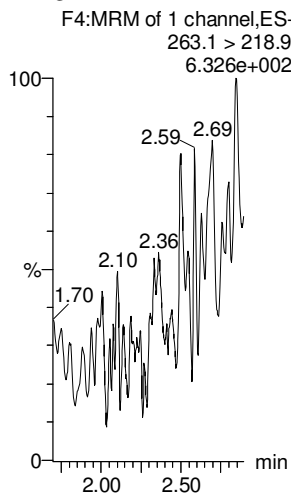
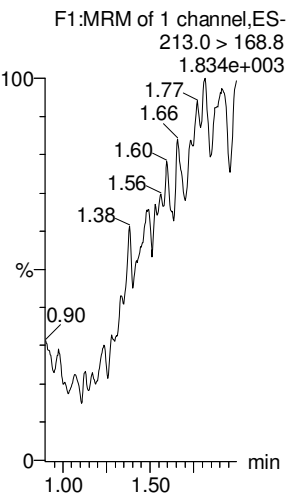
**PFPeA**

**PFBS**

**4:2 FTS**

**PFHxA**

**PFPeS**



**13C3-PFBA**

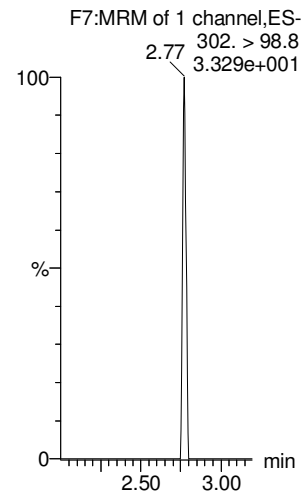
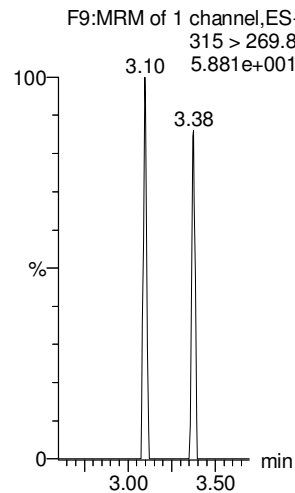
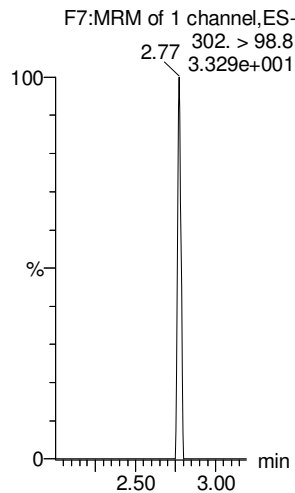
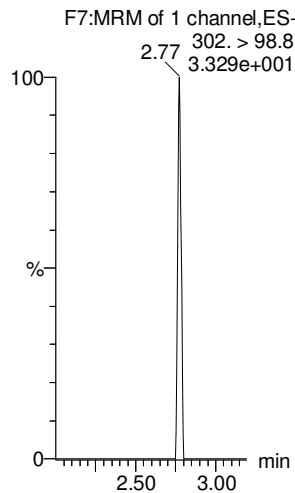
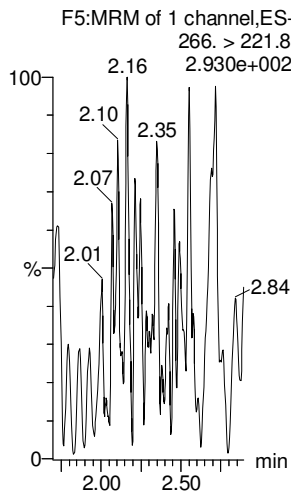
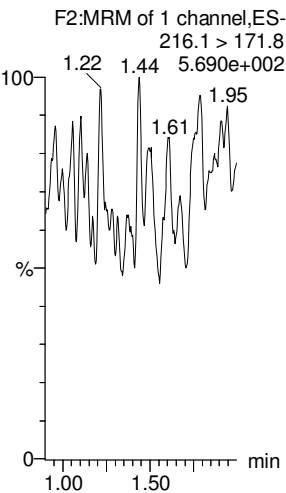
**13C3-PFPeA**

**13C3-PFBS**

**13C3-PFBS**

**13C2-PFHxA**

**13C3-PFBS**





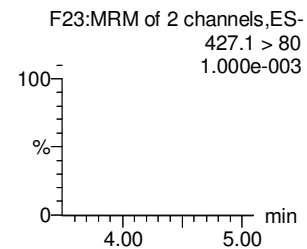
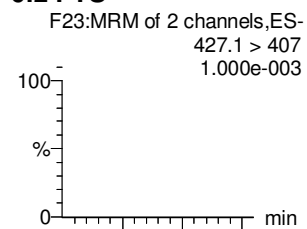
Dataset: Untitled

Last Altered: Wednesday, February 21, 2018 09:22:17 Pacific Standard Time

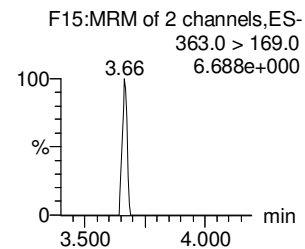
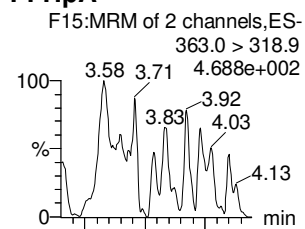
Printed: Wednesday, February 21, 2018 09:22:44 Pacific Standard Time

Name: 180220M1\_5, Date: 20-Feb-2018, Time: 12:47:07, ID: IPA, Description: IPA

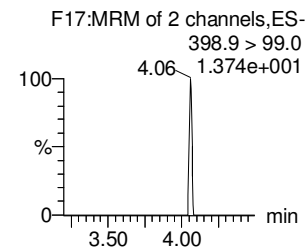
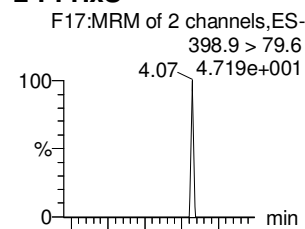
**6:2 FTS**



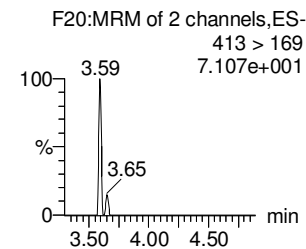
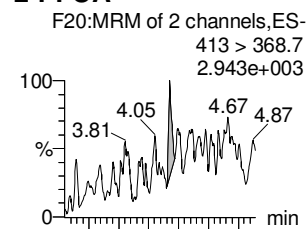
**PFHpA**



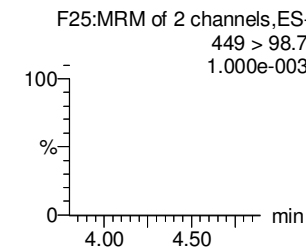
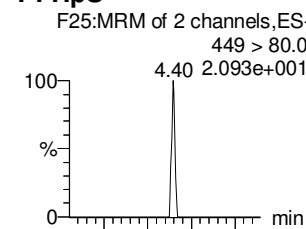
**L-PFHxS**



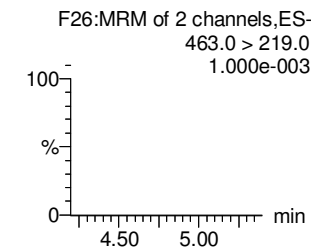
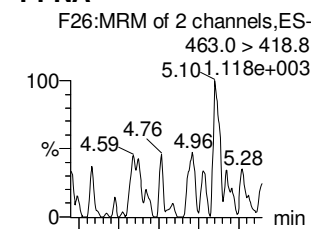
**L-PFOA**



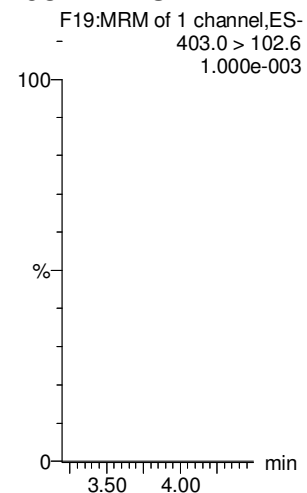
**PFHpS**



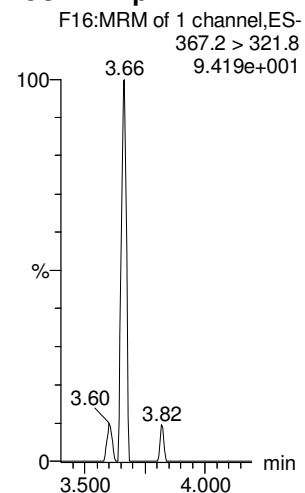
**PFNA**



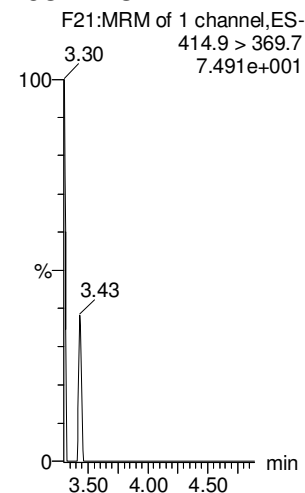
**18O2-PFHxS**



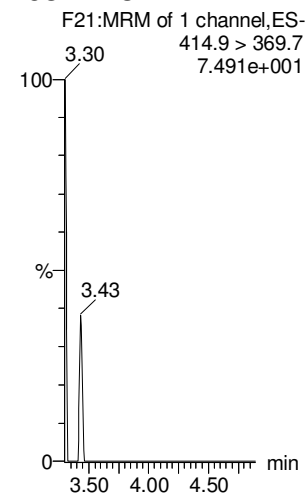
**13C4-PFHpa**



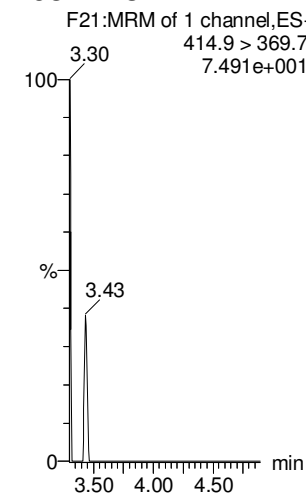
**13C2-PFOA**



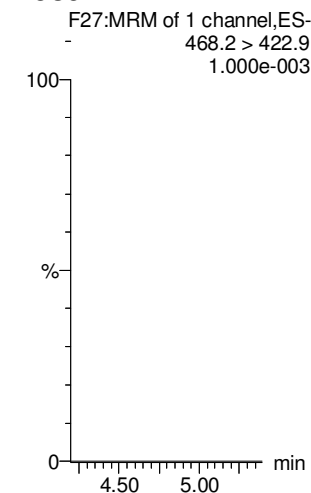
**13C2-PFOA**



**13C2-PFOA**



**13C5-PFNA**



Dataset: Untitled


Last Altered: Wednesday, February 21, 2018 09:22:17 Pacific Standard Time

Printed: Wednesday, February 21, 2018 09:22:44 Pacific Standard Time

Name: 180220M1\_5, Date: 20-Feb-2018, Time: 12:47:07, ID: IPA, Description: IPA


**PFOSA**

F29:MRM of 4 channels,ES-  
498.1 > 77.8  
1.000e-003



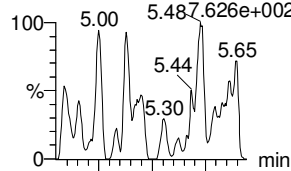
**L-PFOS**

F31:MRM of 2 channels,ES-  
499 > 79.9  
1.000e-003




**PFDA**

F36:MRM of 2 channels,ES-  
513 > 468.8  
5.487,626e+002



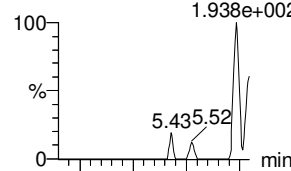
**8:2 FTS**

F41:MRM of 2 channels,ES-  
527 > 506.9  
1.000e-003



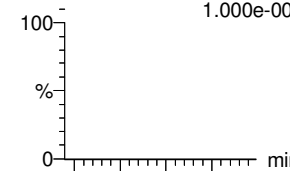
**PFNS**

F44:MRM of 2 channels,ES-  
549.1 > 80.1  
1.938e+002

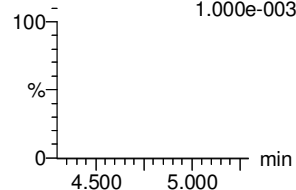


**N-MeFOSAA**

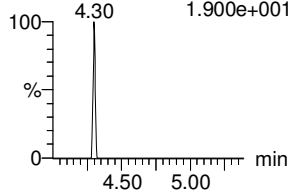
F47:MRM of 2 channels,ES-  
570.1 > 419  
1.000e-003



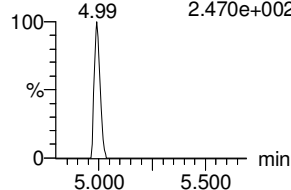
F29:MRM of 4 channels,ES-  
498.1 > 478  
1.000e-003



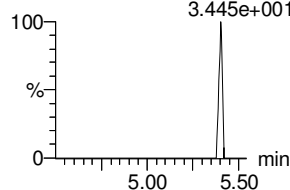
F31:MRM of 2 channels,ES-  
499 > 99  
1.900e+001



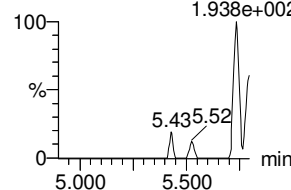
F36:MRM of 2 channels,ES-  
513 > 219  
2.470e+002



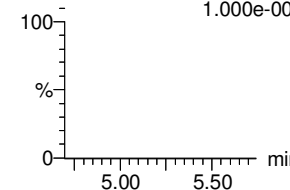
F41:MRM of 2 channels,ES-  
527 > 80  
3.445e+001



F44:MRM of 2 channels,ES-  
549.1 > 80.1  
1.938e+002

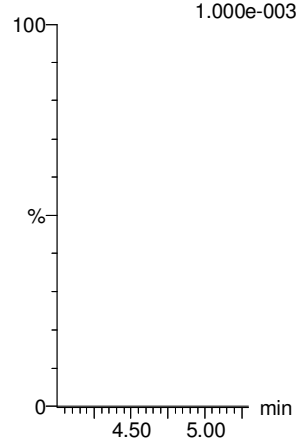


F47:MRM of 2 channels,ES-  
570.1 > 483.0  
1.000e-003



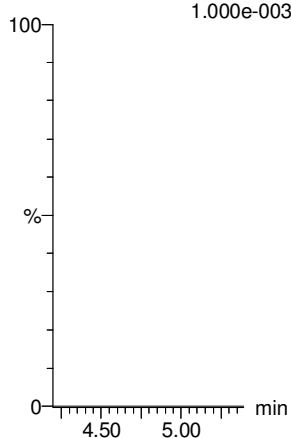
**13C8-PFOSA**

F33:MRM of 1 channel,ES-  
506.1 > 77.7  
1.000e-003



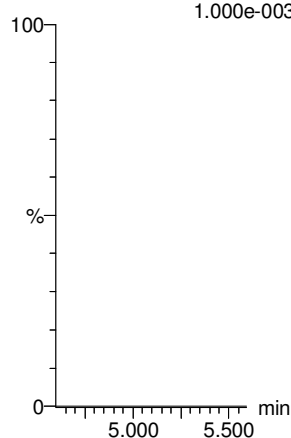
**13C8-PFOS**

F34:MRM of 1 channel,ES-  
507.0 > 79.9  
1.000e-003



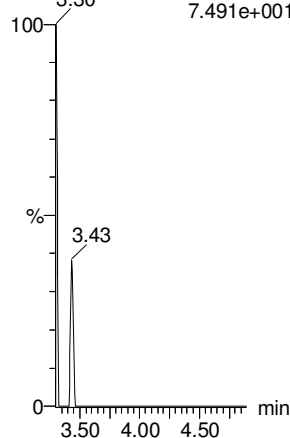
**13C2-PFDA**

F37:MRM of 1 channel,ES-  
515.1 > 469.9  
1.000e-003



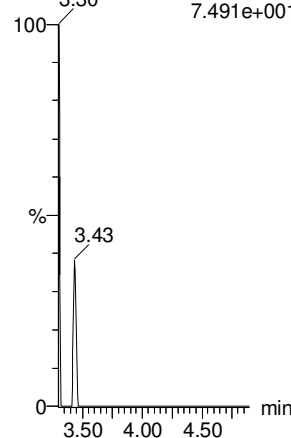
**13C2-PFOA**

F21:MRM of 1 channel,ES-  
414.9 > 369.7  
7.491e+001



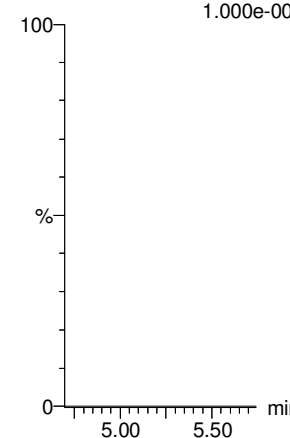
**13C2-PFOA**

F21:MRM of 1 channel,ES-  
414.9 > 369.7  
7.491e+001



**d3-N-MeFOSAA**

F49:MRM of 1 channel,ES-  
573.3 > 419  
1.000e-003



Dataset: Untitled

Last Altered: Wednesday, February 21, 2018 09:22:17 Pacific Standard Time

Printed: Wednesday, February 21, 2018 09:22:44 Pacific Standard Time

Name: 180220M1\_5, Date: 20-Feb-2018, Time: 12:47:07, ID: IPA, Description: IPA

**N-EtFOSAA**

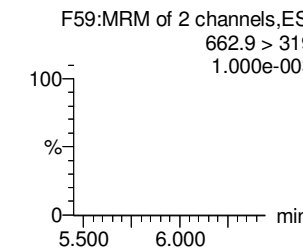
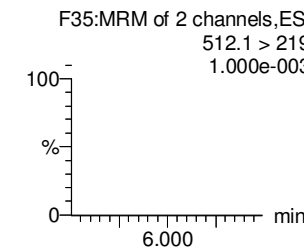
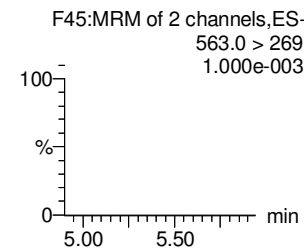
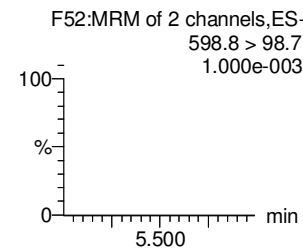
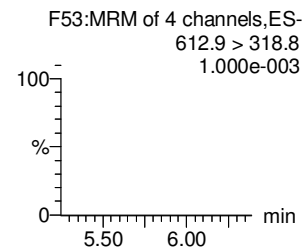
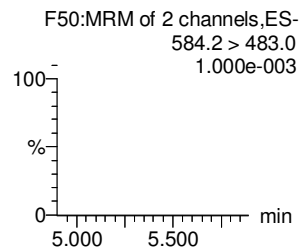
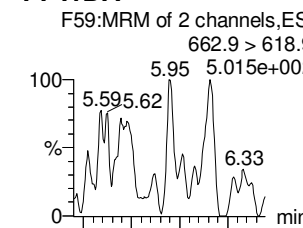
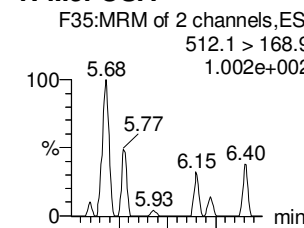
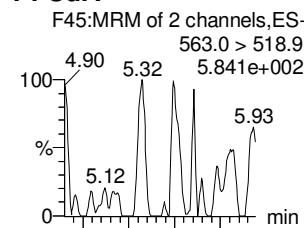
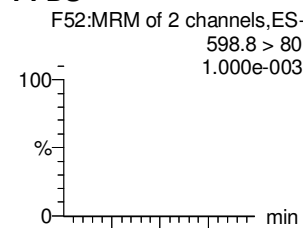
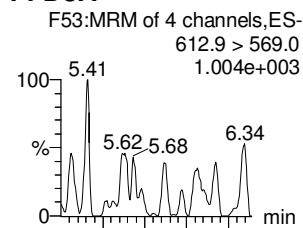
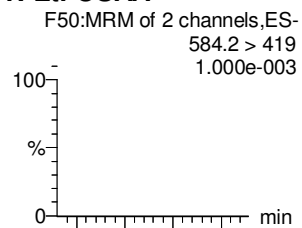
**PFDoA**

**PFDS**

**PFUdA**

**N-MeFOSA**

**PFTrDA**



**d5-N-EtFOSAA**

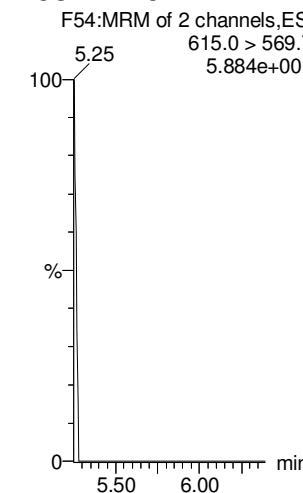
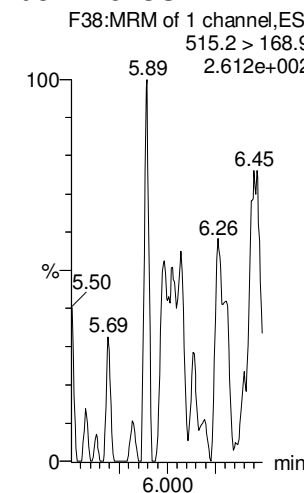
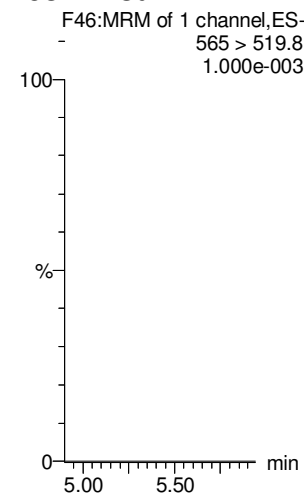
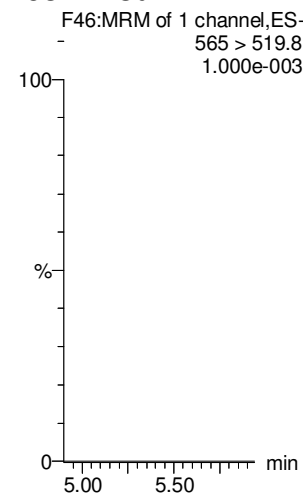
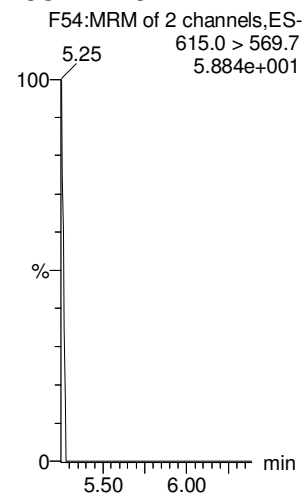
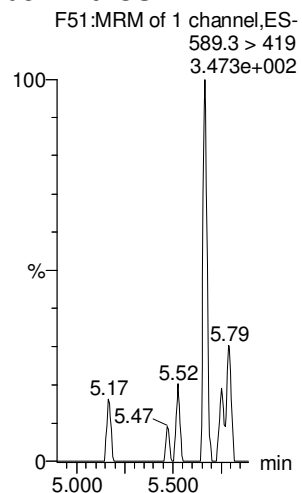
**13C2-PFDoA**

**13C2-PFUdA**

**13C2-PFUdA**

**d3-N-MeFOSA**

**13C2-PFDoA**



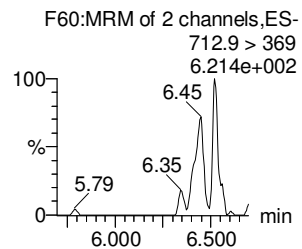
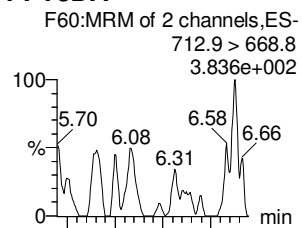
Dataset: Untitled

Last Altered: Wednesday, February 21, 2018 09:22:17 Pacific Standard Time

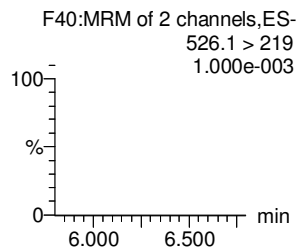
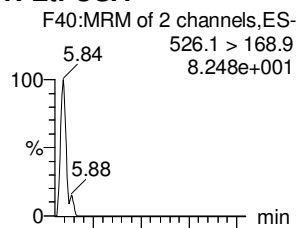
Printed: Wednesday, February 21, 2018 09:22:44 Pacific Standard Time

Name: 180220M1\_5, Date: 20-Feb-2018, Time: 12:47:07, ID: IPA, Description: IPA

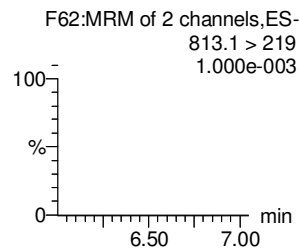
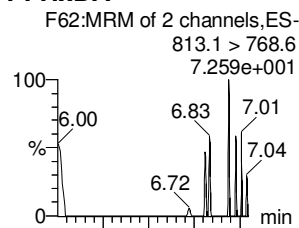
**PFTeDA**



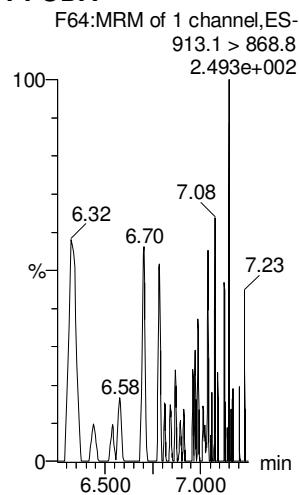
**N-EtFOSA**



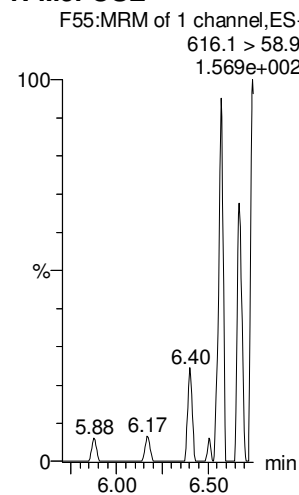
**PFHxDA**



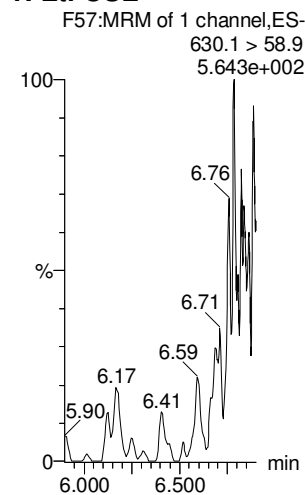
**PFODA**



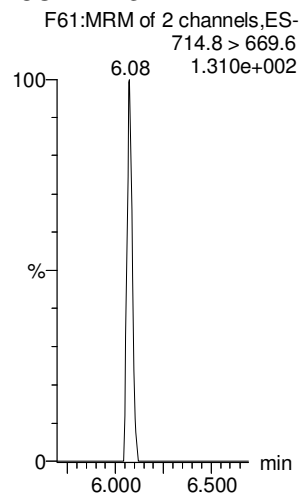
**N-MeFOSE**



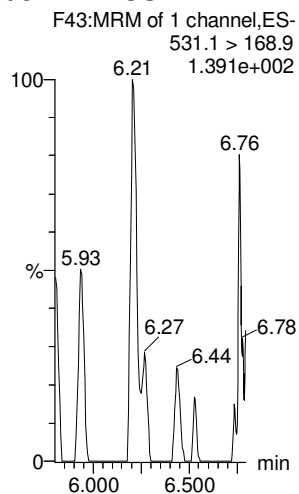
**N-EtFOSE**



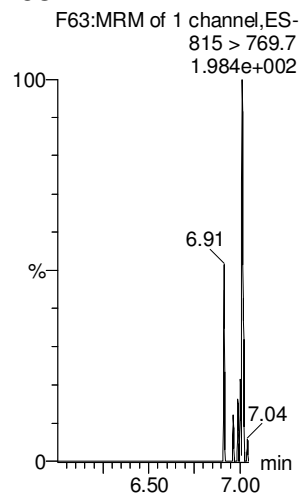
**13C2-PFTeDA**



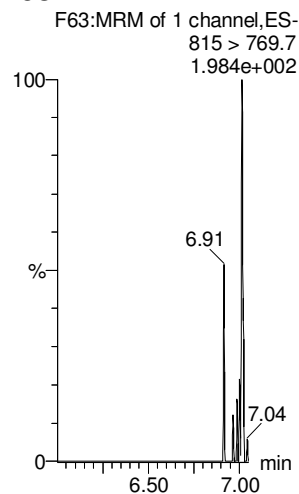
**d5-N-ETFOSA**



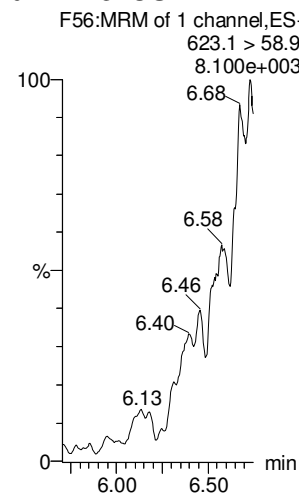
**13C2-PFHxDA**



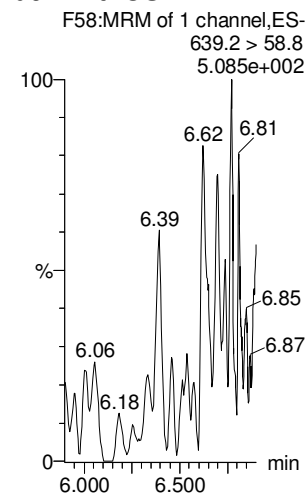
**13C2-PFHxDA**



**d7-N-MeFOSE**



**d9-N-EtFOSE**



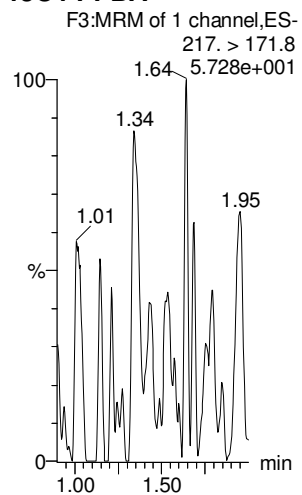
Dataset: Untitled

Last Altered: Wednesday, February 21, 2018 09:22:17 Pacific Standard Time

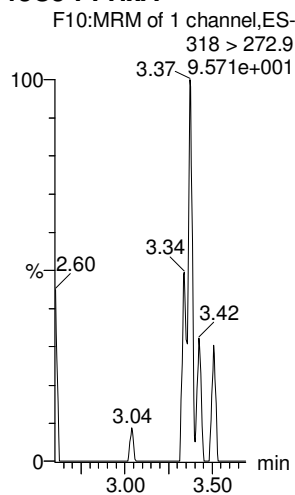
Printed: Wednesday, February 21, 2018 09:22:44 Pacific Standard Time

Name: 180220M1\_5, Date: 20-Feb-2018, Time: 12:47:07, ID: IPA, Description: IPA

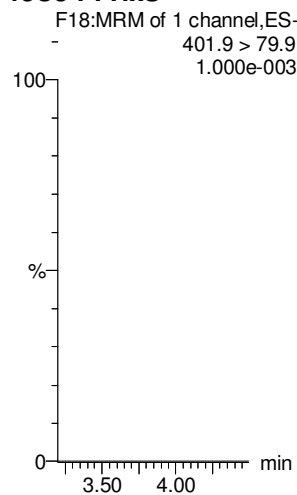
**13C4-PFBA**



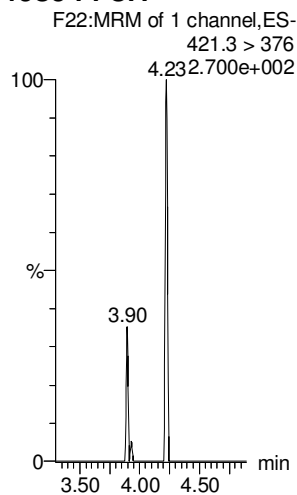
**13C5-PFHxA**



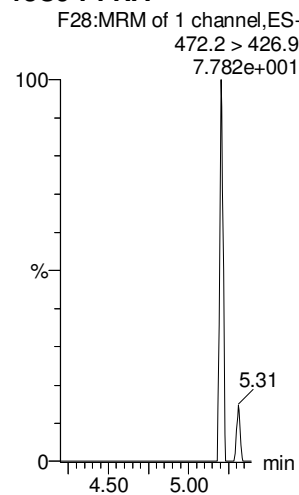
**13C3-PFHxS**



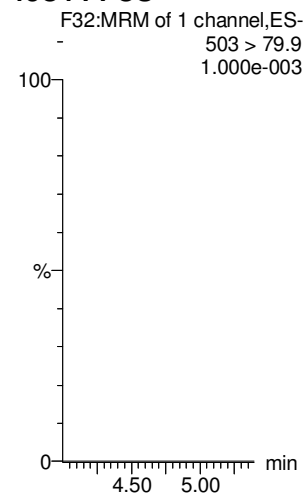
**13C8-PFOA**



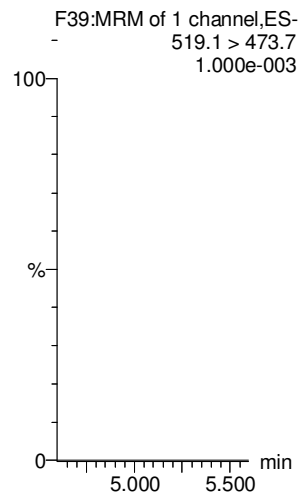
**13C9-PFNA**



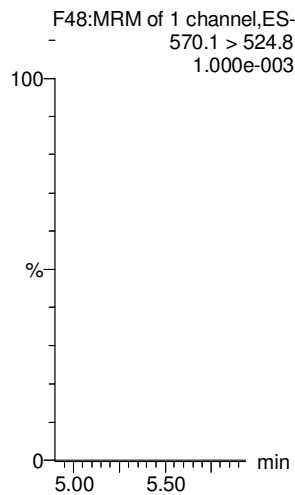
**13C4-PFOS**



**13C6-PFDA**



**13C7-PFUdA**



# LC Calibration Standards Review Checklist

04

Calibration ID:	ION Ratio	Concentration	C-Cals Name	Sign Date	Correct I-Cal	Manual Integrations	
ST180220M1-3 <u>LMH</u>	<input checked="" type="checkbox"/>	<input checked="" type="checkbox"/> (A)	<input checked="" type="checkbox"/>	<input checked="" type="checkbox"/>	<input checked="" type="checkbox"/>	<input checked="" type="checkbox"/>	<input checked="" type="checkbox"/>
<u>LMH</u>	<input type="checkbox"/>	<input checked="" type="checkbox"/>	<input checked="" type="checkbox"/>	<input checked="" type="checkbox"/>	<input checked="" type="checkbox"/>	<input checked="" type="checkbox"/>	<input type="checkbox"/>
<u>LMH</u>	<input type="checkbox"/>	<input checked="" type="checkbox"/>	<input checked="" type="checkbox"/>	<input checked="" type="checkbox"/>	<input checked="" type="checkbox"/>	<input checked="" type="checkbox"/>	<input type="checkbox"/>
<u>LMH</u>	<input type="checkbox"/>	<input checked="" type="checkbox"/>	<input checked="" type="checkbox"/>	<input checked="" type="checkbox"/>	<input checked="" type="checkbox"/>	<input checked="" type="checkbox"/>	<input type="checkbox"/>
<u>LMH</u>	<input checked="" type="checkbox"/>	<input checked="" type="checkbox"/> (B)	<input checked="" type="checkbox"/>	<input checked="" type="checkbox"/>	<input checked="" type="checkbox"/>	<input checked="" type="checkbox"/>	<input checked="" type="checkbox"/>
<u>LMH</u>	<input type="checkbox"/>	<input type="checkbox"/>	<input type="checkbox"/>	<input type="checkbox"/>	<input type="checkbox"/>	<input type="checkbox"/>	<input type="checkbox"/>
<u>LMH</u>	<input type="checkbox"/>	<input type="checkbox"/>	<input type="checkbox"/>	<input type="checkbox"/>	<input type="checkbox"/>	<input type="checkbox"/>	<input type="checkbox"/>
<u>LMH</u>	<input type="checkbox"/>	<input type="checkbox"/>	<input type="checkbox"/>	<input type="checkbox"/>	<input type="checkbox"/>	<input type="checkbox"/>	<input type="checkbox"/>
<u>LMH</u>	<input type="checkbox"/>	<input type="checkbox"/>	<input type="checkbox"/>	<input type="checkbox"/>	<input type="checkbox"/>	<input type="checkbox"/>	<input type="checkbox"/>
<u>LMH</u>	<input type="checkbox"/>	<input type="checkbox"/>	<input type="checkbox"/>	<input type="checkbox"/>	<input type="checkbox"/>	<input type="checkbox"/>	<input type="checkbox"/>

Full Mass Cal. Date: 12/27/17

Run Log Present:

# of Samples per Sequence Checked:

Instrument Blank Saved  180220M(1-5)

IIS Area Saved  180220M1

Reviewed By: JA. 02/21/2018  
Initials/Date

**Comments:**

(A) PFUDA >130%.

(B) PFNS >130%.

Dataset: F:\Projects\PFAS.PRO\Results\180220M1\180220M1-4.qld

*JA*  
*02/21/2018*

Last Altered: Tuesday, February 20, 2018 15:38:38 Pacific Standard Time

Printed: Tuesday, February 20, 2018 15:38:44 Pacific Standard Time

Method: F:\Projects\PFAS.PRO\MethDB\PFAS\_FULL\_80C\_021318.mdb 20 Feb 2018 14:17:29

Calibration: F:\Projects\PFAS.PRO\CurveDB\C18\_VAL-PFAS\_Q4\_02-18-18-FULL.cdb 20 Feb 2018 11:25:50

*(A) now limit criteria*

Name: 180220M1\_4, Date: 20-Feb-2018, Time: 12:35:18, ID: ST180220M1-3 PFC CS0 18B0812, Description: PFC CS0 18B0812

#	Name	Trace	Area	IS Area	RRF	Pred.RT	RT	y Axis Resp.	Conc.	%Rec	Recovery Out
1	1 PFBA	213.0 > 168.8	4.31e2	6.54e3		1.46	1.31	0.825	0.801	80.1	NO
2	2 PFPeA	263.1 > 218.9	1.17e3	1.29e4		2.42	2.26	1.13	1.14	114.3	NO
3	3 PFBS	299.0 > 79.7	2.74e2	1.75e3		2.60	2.54	1.95	1.10	110.1	NO
4	4 4:2 FTS	327.2>307.2	1.96e2	1.75e3		3.00	2.94	1.40	1.08	108.4	NO
5	5 PFHxA	313.2 > 268.9	1.39e3	4.40e3		3.19	3.03	1.58	1.11	111.1	NO
6	6 PFPeS	349.1>80.1	2.87e2	1.75e3		3.39	3.24	2.05	1.13	112.8	NO
7	7 PFHpA	363.0 > 318.9	1.24e3	1.14e4		3.81	3.66	1.36	0.998	99.8	NO
8	8 L-PFHxS	398.9 > 79.6	2.04e2	1.20e3		3.85	3.80	2.12	1.24	124.4	NO
9	10 6:2 FTS	427.1 > 407	2.54e2	1.65e4		4.28	4.13	0.192	1.11	111.3	NO
10	11 L-PFOA	413 > 368.7	1.57e3	1.65e4		4.22	4.18	1.19	1.07	106.5	NO
11	13 PFHpS	449 > 80.0	2.77e2	3.72e3		4.44	4.29	0.931	0.896	89.6	NO
12	14 PFNA	463.0 > 418.8	1.70e3	1.32e4		4.76	4.62	1.61	1.26	125.7	NO
13	15 PFOSA	498.1 > 77.8	3.01e2	3.18e3		4.83	4.68	1.18	1.12	111.6	NO
14	16 L-PFOS	499 > 79.9	3.10e2	3.72e3		4.74	4.70	1.04	1.03	102.5	NO
15	18 PFDA	513 > 468.8	1.68e3	1.38e4		5.14	4.99	1.52	1.09	108.9	NO
16	19 8:2 FTS	527 > 506.9	2.96e2	1.65e4		5.12	4.97	0.224	1.24	123.7	NO
17	20 PFNS	549.1>80.1	2.86e2	3.72e3		5.08	5.06	0.962	1.13	113.3	NO
18	21 N-MeFOSAA	570.1 > 419	4.23e2	5.22e3		5.29	5.15	1.01	0.795	79.5	NO
19	22 N-EiFOSAA	584.2 > 419	4.24e2	5.77e3		5.45	5.31	0.920	0.921	92.1	NO
20	23 PFUdA	563.0 > 518.9	2.04e3	1.71e4		5.46	5.32	1.49	1.45	144.6	YES (A)
21	24 PFDS	598.8 > 80	3.63e2	1.66e4		5.51	5.37	0.274	0.793	79.3	NO
22	25 PFDoA	612.9 > 569.0	1.50e3	1.66e4		5.74	5.60	1.13	0.869	86.9	NO
23	26 N-MeFOSA	512.1 > 168.9	8.12e2	2.11e4		5.84	5.71	5.76	6.10	122.0	NO
24	27 PFTrDA	662.9 > 618.9	1.78e3	1.66e4		5.98	5.86	1.35	0.969	96.9	NO
25	28 PFTeDA	712.9 > 668.8	1.19e3	8.64e3		6.20	6.08	1.72	0.798	79.8	NO
26	29 N-EiFOSA	526.1 > 168.9	1.09e3	3.31e4		6.22	6.13	4.93	5.51	110.2	NO
27	30 PFHxDA	813.1 > 768.6	6.12e2	5.63e3		6.51	6.42	0.544	0.722	72.2	NO
28	31 PFOA	913.1 > 868.8	9.12e2	5.63e3		6.74	6.66	0.811	0.969	96.9	NO
29	32 N-MeFOSE	616.1 > 58.9	8.63e2	2.89e4		6.31	6.30	4.47	3.87	77.3	NO
30	33 N-EiFOSE	630.1 > 58.9	1.14e3	2.75e4		6.45	6.45	6.21	4.91	98.2	NO
31	34 13C3-PFBA	216.1 > 171.8	6.54e3	8.27e3	0.926	1.46	1.30	9.89	10.7	85.4	NO

*lm*  
*2/20/18*

Dataset: F:\Projects\PFAS.PRO\Results\180220M1\180220M1-4.qld

Last Altered: Tuesday, February 20, 2018 15:38:38 Pacific Standard Time

Printed: Tuesday, February 20, 2018 15:38:44 Pacific Standard Time

Name: 180220M1\_4, Date: 20-Feb-2018, Time: 12:35:18, ID: ST180220M1-3 PFC CS0 18B0812, Description: PFC CS0 18B0812

#	Name	Trace	Area	IS Area	RRF	Pred.RT	RT	y Axis Resp.	Conc.	%Rec	Recovery	Out
32	35 13C3-PFPeA	266. > 221.8	1.29e4	1.58e4	0.885	2.42	2.26	10.3	11.6	92.7	NO	
33	36 13C3-PFBS	302. > 98.8	1.75e3	1.58e4	0.128	2.69	2.53	1.39	10.9	87.0	NO	
34	37 13C2-PFHxA	315 > 269.8	4.40e3	1.58e4	0.755	3.19	3.03	3.49	4.62	92.3	NO	
35	38 13C4-PFHpA	367.2 > 321.8	1.14e4	1.58e4	0.770	3.81	3.65	9.05	11.8	94.0	NO	
36	39 18O2-PFHxS	403.0 > 102.6	1.20e3	3.67e3	0.412	3.96	3.81	4.08	9.91	79.3	NO	
37	40 13C2-PFOA	414.9 > 369.7	1.65e4	1.44e4	1.614	4.33	4.18	14.4	8.91	71.3	NO	
38	41 13C5-PFNA	468.2 > 422.9	1.32e4	1.42e4	1.012	4.76	4.62	11.6	11.5	92.0	NO	
39	42 13C8-PFOSA	506.1 > 77.7	3.18e3	2.03e4	0.312	4.83	4.68	1.96	6.29	50.3	NO	
40	43 13C8-PFOS	507.0 > 79.9	3.72e3	3.69e3	1.017	4.84	4.70	12.6	12.4	99.0	NO	
41	44 13C2-PFDA	515.1 > 469.9	1.38e4	1.76e4	1.013	5.14	5.00	9.78	9.65	77.2	NO	
42	45 d3-N-MeFOSAA	573.3 > 419	5.22e3	2.03e4	0.404	5.29	5.14	3.22	7.96	63.6	NO	
43	46 d5-N-EtFOSAA	589.3 > 419	5.77e3	2.03e4	0.443	5.45	5.30	3.55	8.02	64.1	NO	
44	47 13C2-PFUdA	565 > 519.8	1.71e4	2.03e4	1.150	5.46	5.32	10.5	9.15	73.2	NO	
45	48 13C2-PFDoA	615.0 > 569.7	1.66e4	2.03e4	0.956	5.74	5.61	10.2	10.7	85.5	NO	
46	49 d3-N-MeFOSA	515.2 > 168.9	2.11e4	2.03e4	0.145	5.84	5.74	13.0	90.0	60.0	NO	
47	50 13C2-PFTeDA	714.8 > 669.6	8.64e3	2.03e4	0.416	6.20	6.08	5.32	12.8	102.5	NO	
48	51 d5-N-ETFOSA	531.1 > 168.9	3.31e4	2.03e4	0.212	6.22	6.14	20.4	95.9	63.9	NO	
49	52 13C2-PFHxDA	815 > 769.7	5.63e3	2.03e4	0.701	6.51	6.42	3.47	4.94	98.9	NO	
50	53 d7-N-MeFOSE	623.1 > 58.9	2.89e4	2.03e4	0.185	6.31	6.29	17.8	96.4	64.2	NO	
51	54 d9-N-EtFOSE	639.2 > 58.8	2.75e4	2.03e4	0.165	6.45	6.44	16.9	103	68.5	NO	
52	55 13C4-PFBA	217. > 171.8	8.27e3	8.27e3	1.000	1.46	1.31	12.5	12.5	100.0	NO	
53	56 13C5-PFHxA	318 > 272.9	1.58e4	1.58e4	1.000	3.19	3.03	12.5	12.5	100.0	NO	
54	57 13C3-PFHxS	401.9 > 79.9	3.67e3	3.67e3	1.000	3.96	3.80	12.5	12.5	100.0	NO	
55	58 13C8-PFOA	421.3 > 376	1.44e4	1.44e4	1.000	4.33	4.18	12.5	12.5	100.0	NO	
56	59 13C9-PFNA	472.2 > 426.9	1.42e4	1.42e4	1.000	4.70	4.62	12.5	12.5	100.0	NO	
57	60 13C4-PFOS	503 > 79.9	3.69e3	3.69e3	1.000	4.84	4.70	12.5	12.5	100.0	NO	
58	61 13C6-PFDA	519.1 > 473.7	1.76e4	1.76e4	1.000	5.14	5.00	12.5	12.5	100.0	NO	
59	62 13C7-PFUdA	570.1 > 524.8	2.03e4	2.03e4	1.000	5.46	5.32	12.5	12.5	100.0	NO	



Dataset: Untitled

Last Altered: Wednesday, February 21, 2018 10:33:48 Pacific Standard Time  
Printed: Wednesday, February 21, 2018 10:34:39 Pacific Standard Time

Method: F:\Projects\PFAS.PRO\MethDB\PFAS\_FULL\_80C\_021318.mdb 20 Feb 2018 14:17:29  
Calibration: F:\Projects\PFAS.PRO\CurveDB\C18\_VAL-PFAS\_Q4\_02-18-18-FULL.cdb 20 Feb 2018 11:25:50

Compound name: PFBA

	Name	ID	Acq.Date	Acq.Time
1	180220M1_4	ST180220M1-3 PFC CS0 18B0812	20-Feb-18	12:35:18
2	180220M1_5	IPA	20-Feb-18	12:47:07
3	180220M1_6	1800260-04 MCA-MW-108R 0.273	20-Feb-18	12:58:39
4	180220M1_7	1800260-05 MCA-MW-105R 0.27215	20-Feb-18	13:10:03
5	180220M1_8	1800267-02 WI-AF-FB-012018 0.11669	20-Feb-18	13:21:30
6	180220M1_9	IPA	20-Feb-18	13:32:57
7	180220M1_10	ST180220M1-4 PFC CS3 18B0815	20-Feb-18	13:44:24
8	180220M1_11	IPA	20-Feb-18	13:55:51
9	180220M1_12	B8B0078-BS1 OPR 0.125	20-Feb-18	14:07:22
10	180220M1_13	B8B0078-BLK1 Method Blank 0.125	20-Feb-18	14:18:46
11	180220M1_14	B8B0078-MS1 Matrix Spike 0.125	20-Feb-18	14:30:13
12	180220M1_15	B8B0078-MSD1 Matrix Spike Dup 0.125	20-Feb-18	14:41:43
13	180220M1_16	1701911-02RE3 WI-A06-6-S-17-1217-TOP 0.005	20-Feb-18	14:53:13
14	180220M1_17	1701911-04RE3 WI-A06-EB03-120617-TOP 0.0...	20-Feb-18	15:04:42
15	180220M1_18	1701911-06RE3 WI-A06-6-S-07-1217-TOP 0.005	20-Feb-18	15:16:12
16	180220M1_19	1701911-08RE3 WI-A06-6-S-26-1217-TOP 0.005	20-Feb-18	15:27:40
17	180220M1_20	1701911-10RE3 WI-A06-EB04-120717-TOP 0.0...	20-Feb-18	15:39:09
18	180220M1_21	1701911-12RE3 WI-A06-EB05-120717-TOP 0.0...	20-Feb-18	15:50:36
19	180220M1_22	1701911-14RE3 WI-A06-FB01-120717-TOP 0.0...	20-Feb-18	16:02:03
20	180220M1_23	1701911-16RE3 WI-A06-MW-10-1217-TOP 0.005	20-Feb-18	16:13:29
21	180220M1_24	1701911-18RE3 WI-A06-6-S-14-1217-TOP 0.005	20-Feb-18	16:24:56
22	180220M1_25	1701911-20RE3 WI-A06-6-S-44-1217-TOP 0.005	20-Feb-18	16:36:26
23	180220M1_26	1701911-22RE3 WI-A06-EB06-120817-TOP 0.0...	20-Feb-18	16:47:56
24	180220M1_27	1701943-02RE3 WI-A06-6-S-04-1217-TOP 0.005	20-Feb-18	16:59:23
25	180220M1_28	1701943-04RE3 WI-A06-6-S-19-1217-TOP 0.005	20-Feb-18	17:10:52
26	180220M1_29	1701943-06RE3 WI-A06-6-S-19P-1217-TOP 0.0...	20-Feb-18	17:22:22
27	180220M1_30	1701943-08RE3 WI-A06-6-S-31-1217-TOP 0.005	20-Feb-18	17:33:48
28	180220M1_31	1701943-10RE3 WI-A06-EB07-121117-TOP 0.0...	20-Feb-18	17:45:19
29	180220M1_32	IPA	20-Feb-18	17:56:50
30	180220M1_33	ST180220M1-5 PFC CS3 18B0815	20-Feb-18	18:08:15
31	180220M1_34	IPA	20-Feb-18	18:19:42
32	180220M1_35	1701943-12RE3 WI-A06-6-S-08-1217-TOP 0.005	20-Feb-18	18:31:09

Dataset: Untitled

Last Altered: Wednesday, February 21, 2018 10:33:48 Pacific Standard Time  
 Printed: Wednesday, February 21, 2018 10:34:39 Pacific Standard Time

Compound name: PFBA

	Name	ID	Acq.Date	Acq.Time
33	180220M1_36	1701943-14RE3 WI-A06-EB08-121217-TOP 0.0...	20-Feb-18	18:42:36
34	180220M1_37	B8B0069-BS1 OPR 0.25	20-Feb-18	18:54:05
35	180220M1_38	B8B0069-BSD1 LCSD 0.25	20-Feb-18	19:05:32
36	180220M1_39	B8B0069-BLK1 Method Blank 0.25	20-Feb-18	19:16:59
37	180220M1_40	1800273-01 MCA-MW-112-S 0.27551	20-Feb-18	19:28:26
38	180220M1_41	1800273-02 MCA-MW-104-S 0.2668	20-Feb-18	19:39:53
39	180220M1_42	1800273-03 MCA-MW-104-SDUP 0.27736	20-Feb-18	19:51:23
40	180220M1_43	1800273-04 MCA-EB-01 0.26377	20-Feb-18	20:02:52
41	180220M1_44	1800279-02 REEPDW514 0.12005	20-Feb-18	20:14:19
42	180220M1_45	1800279-03 REEPDW151 0.12119	20-Feb-18	20:25:49
43	180220M1_46	1800279-04 REEPDW152 0.12122	20-Feb-18	20:37:16
44	180220M1_47	1800279-05 REEPDW154 0.12194	20-Feb-18	20:48:46
45	180220M1_48	1800280-01 REEPDW150FRB 0.11981	20-Feb-18	21:00:16
46	180220M1_49	1800280-02 REEPDW151FRB 0.1173	20-Feb-18	21:11:43
47	180220M1_50	1800280-03 REEPDW152FRB 0.11755	20-Feb-18	21:23:09
48	180220M1_51	1800280-04 REEPDW154FRB 0.11971	20-Feb-18	21:34:37
49	180220M1_52	1800178-05 YEAGR-04-SB03-08-10 1.16	20-Feb-18	21:46:04
50	180220M1_53	1701839-01@5X STWRT-GW-MW113 0.11527	20-Feb-18	21:57:34
51	180220M1_54	IPA	20-Feb-18	22:09:00
52	180220M1_55	ST180220M1-6 PFC CS3 18B0815	20-Feb-18	22:20:30
53	180220M1_56	IPA	20-Feb-18	22:31:59
54	180220M1_57	1701839-12 STWRT-LW-MW02 0.11638	20-Feb-18	22:43:26
55	180220M1_58	1800178-12@5X YEAGR-SW-DUP01-011718 0...	20-Feb-18	22:54:56
56	180220M1_59	B8B0020-BS1 OPR 0.25	20-Feb-18	23:06:25
57	180220M1_60	B8B0020-BLK1 Method Blank 0.25	20-Feb-18	23:17:54
58	180220M1_61	1800246-01 WT1801301135MK 0.24559	20-Feb-18	23:29:21
59	180220M1_62	1800246-02 WT1801301740EV 0.24069	20-Feb-18	23:40:51
60	180220M1_63	1800246-03 WT1801310810MK 0.24933	20-Feb-18	23:52:18
61	180220M1_64	1800246-04 WT1801310835MK 0.24492	21-Feb-18	00:03:48
62	180220M1_65	1800246-05 WT1801310905MK 0.23565	21-Feb-18	00:15:18
63	180220M1_66	1800246-06 FB1801310840MK 0.2434	21-Feb-18	00:26:44
64	180220M1_67	1800246-07 WT1801311010MK 0.24146	21-Feb-18	00:38:14
65	180220M1_68	1800246-08 WR1801311035MK 0.2452	21-Feb-18	00:49:43
66	180220M1_69	1800246-09 WT1801311050MK 0.25034	21-Feb-18	01:01:13
67	180220M1_70	IPA	21-Feb-18	01:12:43
68	180220M1_71	ST180220M1-7 PFC CS3 18B0815	21-Feb-18	01:24:12

Vista Analytical Laboratory

Dataset: Untitled

Last Altered: Wednesday, February 21, 2018 10:33:48 Pacific Standard Time

Printed: Wednesday, February 21, 2018 10:34:39 Pacific Standard Time

Compound name: PFBA

	Name	ID	Acq.Date	Acq.Time
69	180220M1_72	IPA	21-Feb-18	01:35:38

Dataset: F:\Projects\PFAS.PRO\Results\180220M1\180220M1-4.qld

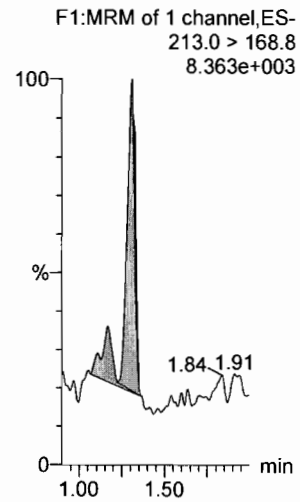
Last Altered: Tuesday, February 20, 2018 15:38:38 Pacific Standard Time  
Printed: Tuesday, February 20, 2018 15:38:44 Pacific Standard Time

Method: F:\Projects\PFAS.PRO\MethDB\PFAS\_FULL\_80C\_021318.mdb 20 Feb 2018 14:17:29


Calibration: F:\Projects\PFAS.PRO\CurveDB\C18\_VAL-PFAS\_Q4\_02-18-18-FULL.cdb 20 Feb 2018 11:25:50

Name: 180220M1\_4, Date: 20-Feb-2018, Time: 12:35:18, ID: ST180220M1-3 PFC CS0 18B0812, Description: PFC CS0 18B0812

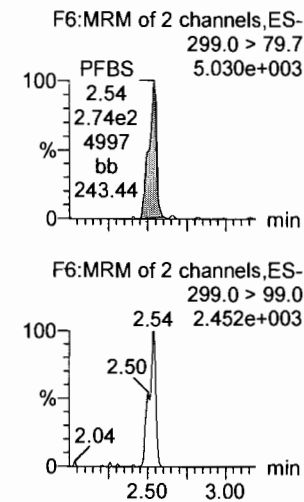
**PFBA**



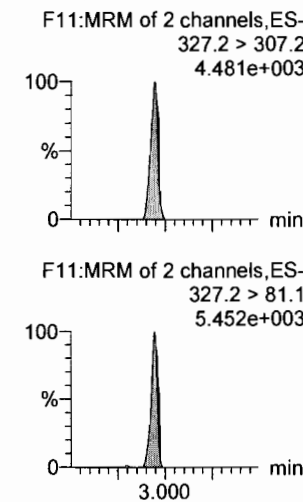
**PFPeA**



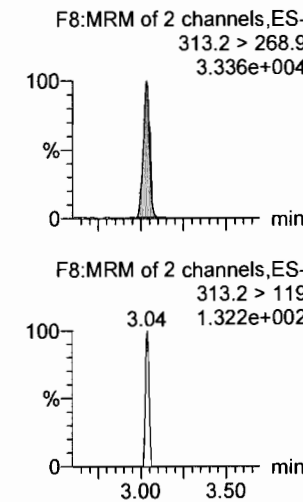
**PFBS**



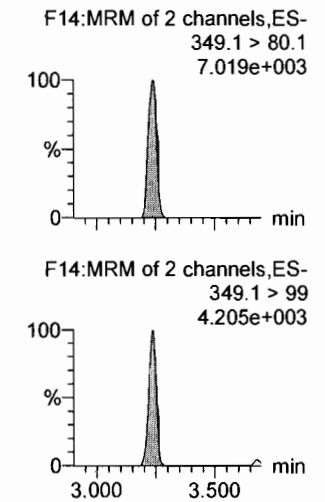
**4:2 FTS**



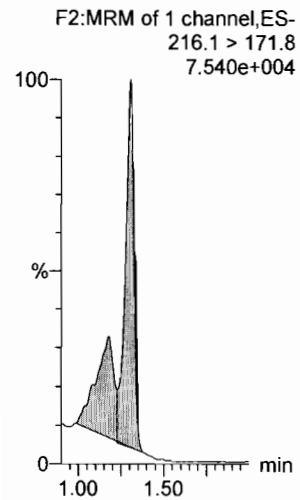
**PFHxA**



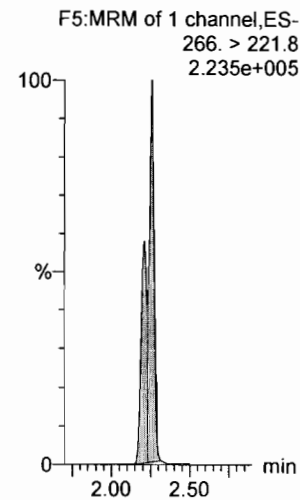
**PFPeS**



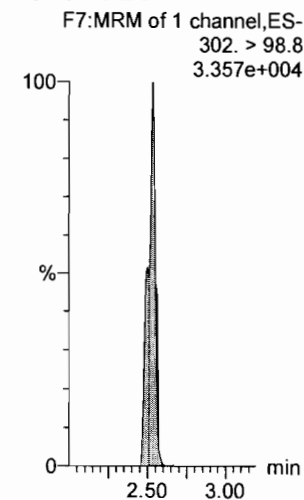
**13C3-PFBA**



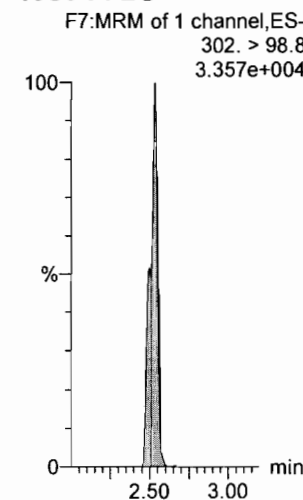
**13C3-PFPeA**



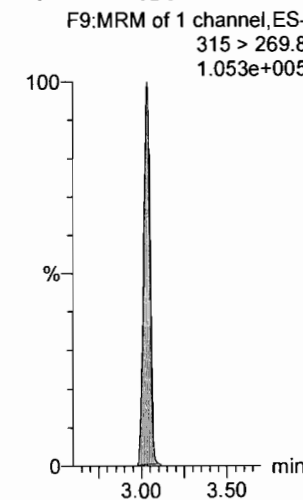
**13C3-PFBS**



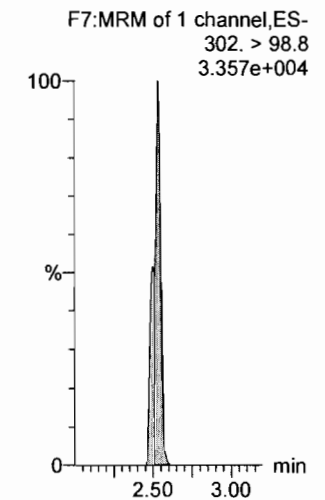
**13C3-PFBS**



**13C2-PFHxA**



**13C3-PFBS**



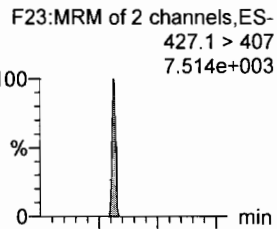
Dataset: F:\Projects\PFAS.PRO\Results\180220M1\180220M1-4.qld

Last Altered: Tuesday, February 20, 2018 15:38:38 Pacific Standard Time

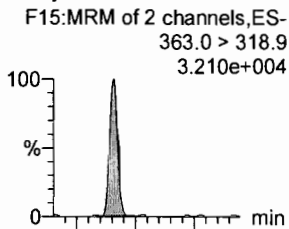
Printed: Tuesday, February 20, 2018 15:38:44 Pacific Standard Time

Name: 180220M1\_4, Date: 20-Feb-2018, Time: 12:35:18, ID: ST180220M1-3 PFC CS0 18B0812, Description: PFC CS0 18B0812

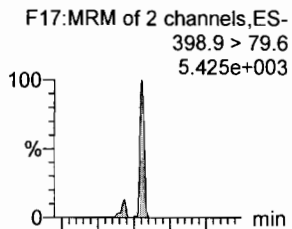
**6:2 FTS**



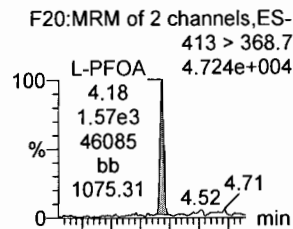
**PFHpA**



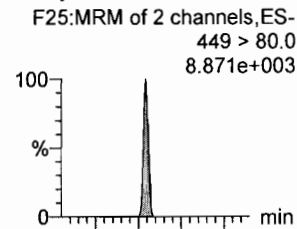
**L-PFHxS**



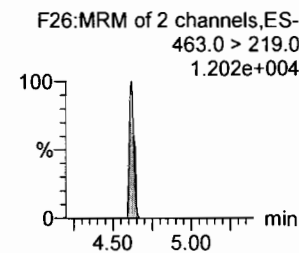
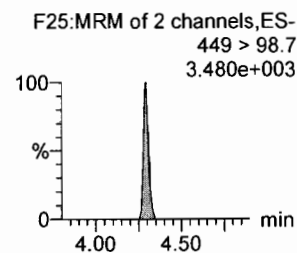
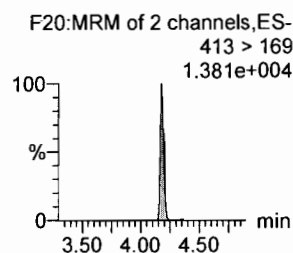
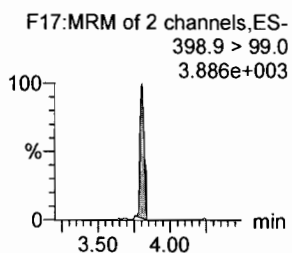
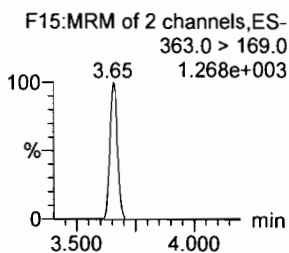
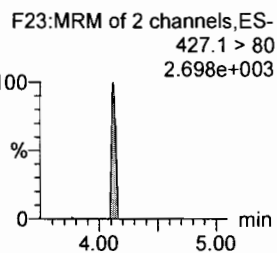
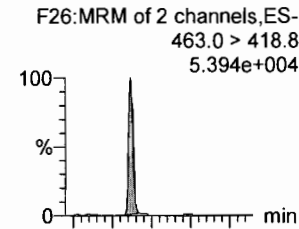
**L-PFOA**




**PFHpS**



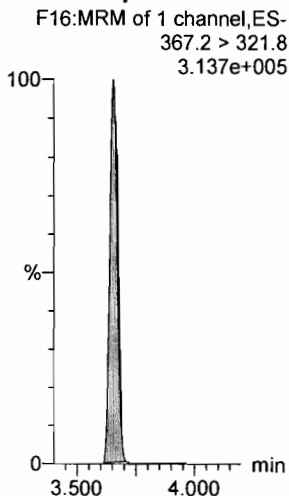
**PFNA**



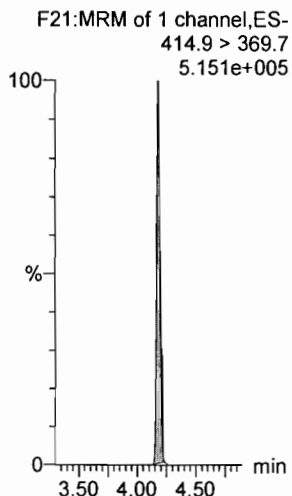
**1802-PFHxS**



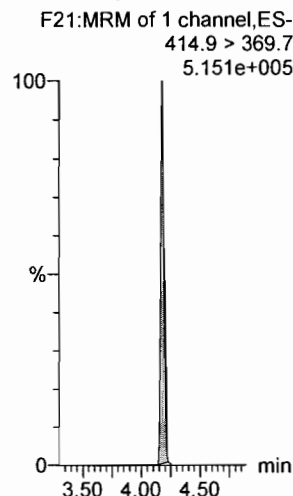
**13C4-PFHpA**



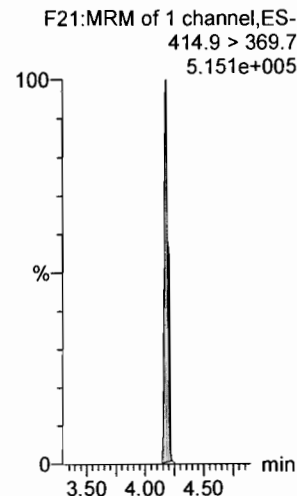
**13C2-PFOA**



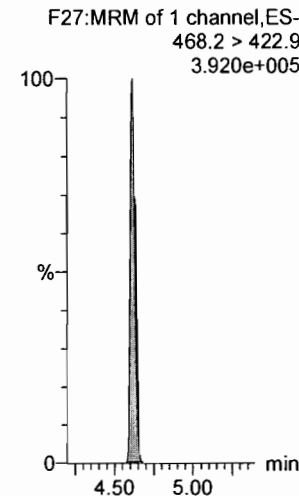
**13C2-PFOA**



**13C2-PFOA**



**13C5-PFNA**

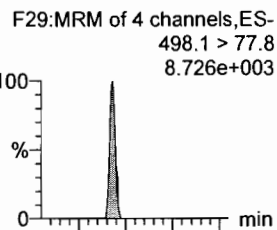


Dataset: F:\Projects\PFAS.PRO\Results\180220M1\180220M1-4.qld

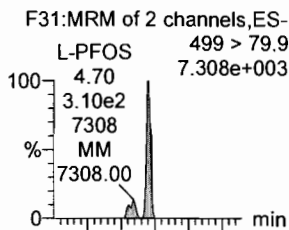
Last Altered: Tuesday, February 20, 2018 15:38:38 Pacific Standard Time  
Printed: Tuesday, February 20, 2018 15:38:44 Pacific Standard Time

Name: 180220M1\_4, Date: 20-Feb-2018, Time: 12:35:18, ID: ST180220M1-3 PFC CS0 18B0812, Description: PFC CS0 18B0812

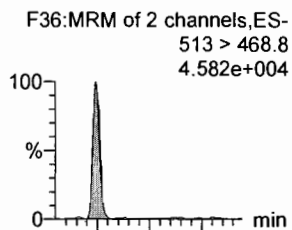
**PFOSA**



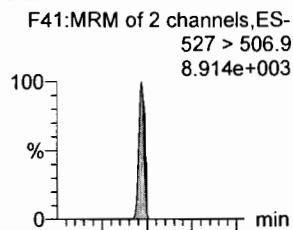
**L-PFOS**



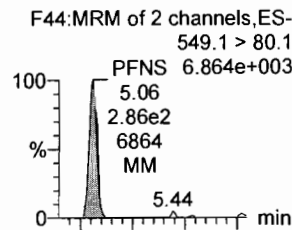
**PFDA**



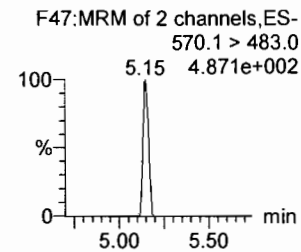
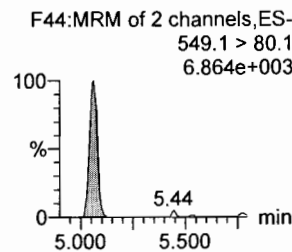
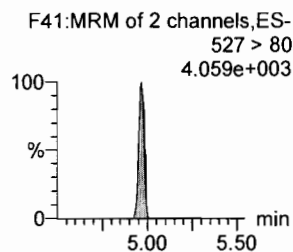
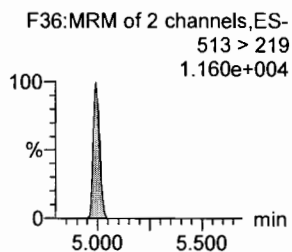
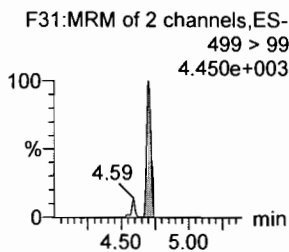
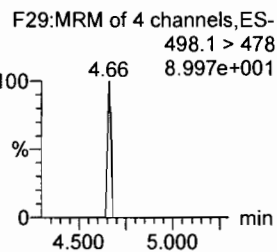
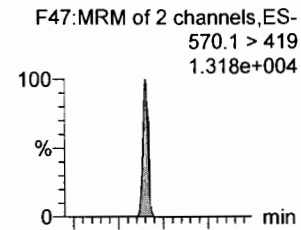
**8:2 FTS**




**PFNS**



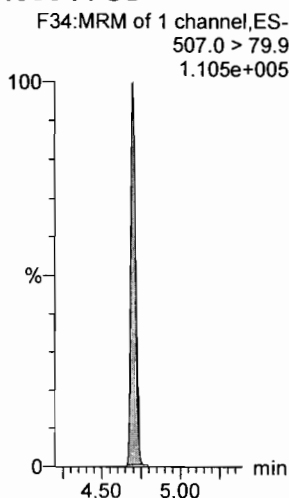
**N-MeFOSAA**



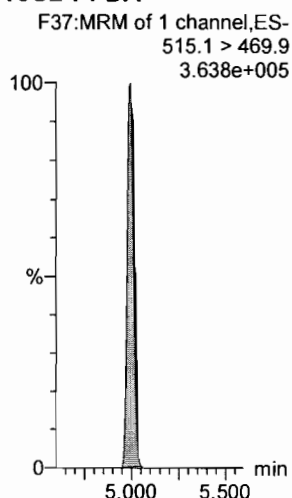
**13C8-PFOSA**



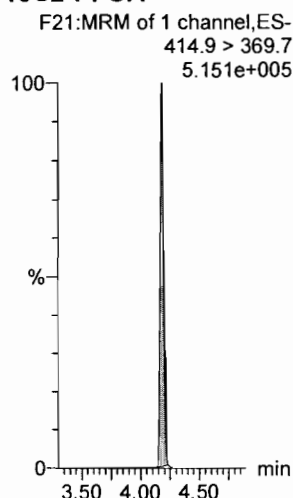
**13C8-PFOS**



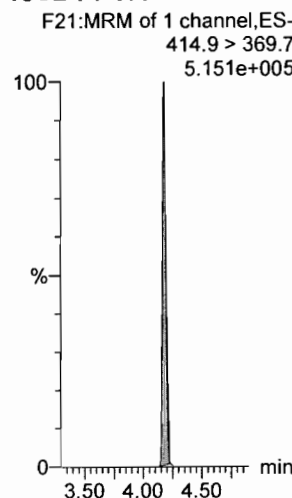
**13C2-PFDA**



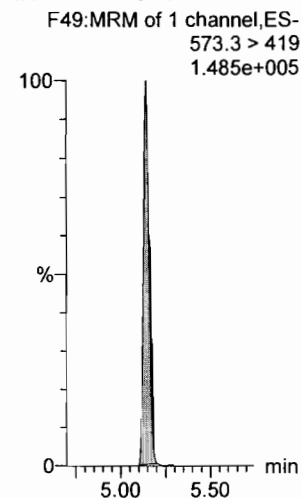
**13C2-PFOA**



**13C2-PFOA**



**d3-N-MeFOSAA**



Dataset: F:\Projects\PFAS.PRO\Results\180220M1\180220M1-4.qld

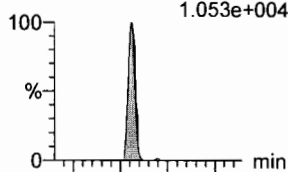
Last Altered: Tuesday, February 20, 2018 15:38:38 Pacific Standard Time

Printed: Tuesday, February 20, 2018 15:38:44 Pacific Standard Time

Name: 180220M1\_4, Date: 20-Feb-2018, Time: 12:35:18, ID: ST180220M1-3 PFC CS0 18B0812, Description: PFC CS0 18B0812

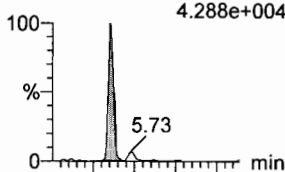
**N-EtFOSAA**

F50:MRM of 2 channels,ES-  
584.2 > 419  
1.053e+004



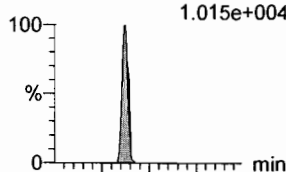
**PFDoA**

F53:MRM of 4 channels,ES-  
612.9 > 569.0  
4.288e+004



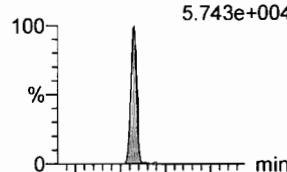
**PFDS**

F52:MRM of 2 channels,ES-  
598.8 > 80  
1.015e+004



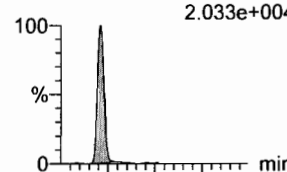
**PFUdA**

F45:MRM of 2 channels,ES-  
563.0 > 518.9  
5.743e+004



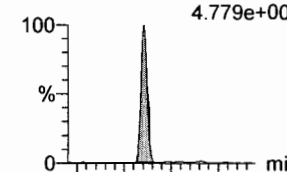
**N-MeFOSA**

F35:MRM of 2 channels,ES-  
512.1 > 168.9  
2.033e+004

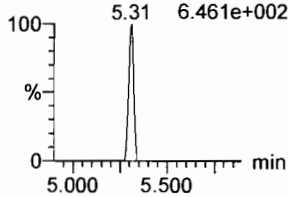


**PFTrDA**

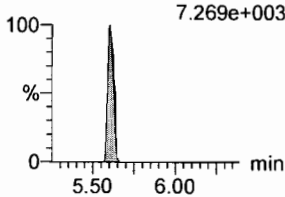
F59:MRM of 2 channels,ES-  
662.9 > 618.9  
4.779e+004



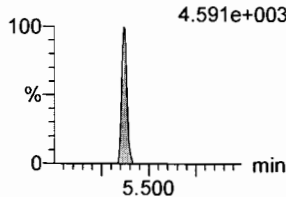
F50:MRM of 2 channels,ES-  
584.2 > 483.0  
6.461e+002



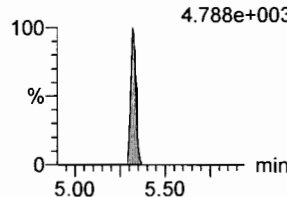
F53:MRM of 4 channels,ES-  
612.9 > 318.8  
7.269e+003



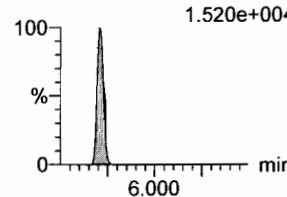
F52:MRM of 2 channels,ES-  
598.8 > 98.7  
4.591e+003



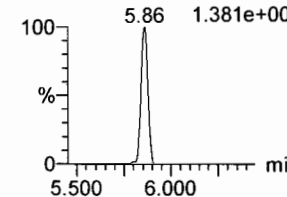
F45:MRM of 2 channels,ES-  
563.0 > 269  
4.788e+003



F35:MRM of 2 channels,ES-  
512.1 > 219  
1.520e+004

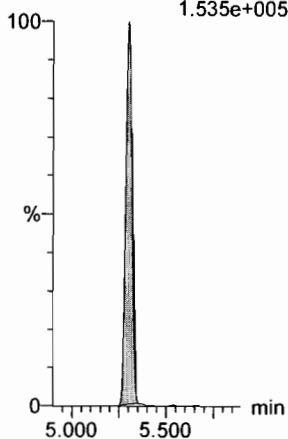


F59:MRM of 2 channels,ES-  
662.9 > 319  
1.381e+003



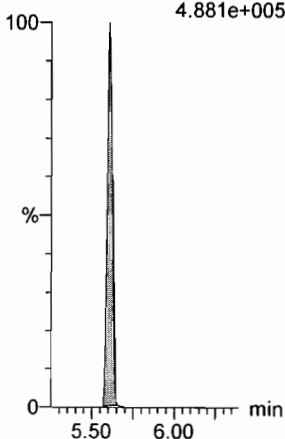
**d5-N-EtFOSAA**

F51:MRM of 1 channel,ES-  
589.3 > 419  
1.535e+005



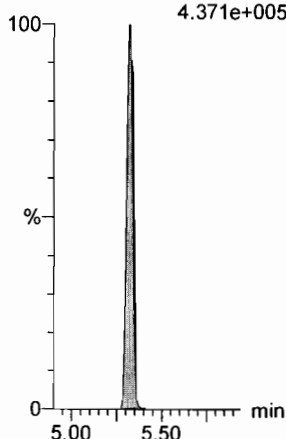
**13C2-PFDoA**

F54:MRM of 2 channels,ES-  
615.0 > 569.7  
4.881e+005



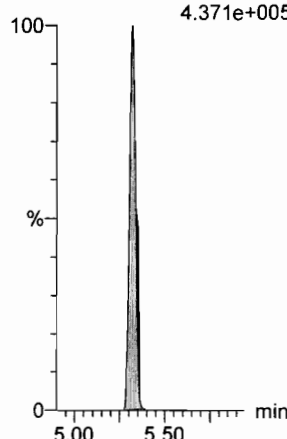
**13C2-PFUdA**

F46:MRM of 1 channel,ES-  
565 > 519.8  
4.371e+005



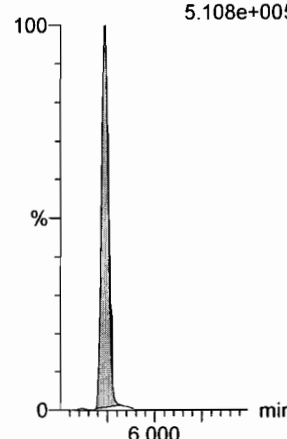
**13C2-PFUdA**

F46:MRM of 1 channel,ES-  
565 > 519.8  
4.371e+005



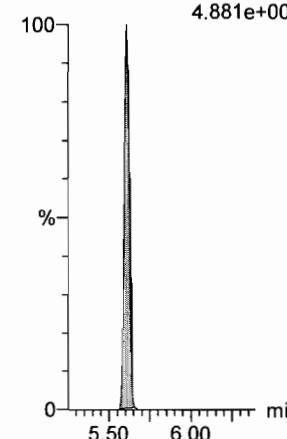
**d3-N-MeFOSA**

F38:MRM of 1 channel,ES-  
515.2 > 168.9  
5.108e+005



**13C2-PFDoA**

F54:MRM of 2 channels,ES-  
615.0 > 569.7  
4.881e+005



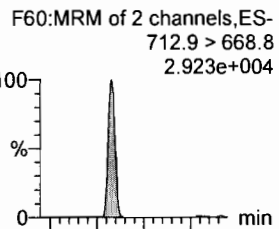
Dataset: F:\Projects\PFAS.PRO\Results\180220M1\180220M1-4.qld

Last Altered: Tuesday, February 20, 2018 15:38:38 Pacific Standard Time

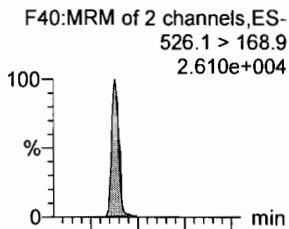
Printed: Tuesday, February 20, 2018 15:38:44 Pacific Standard Time

Name: 180220M1\_4, Date: 20-Feb-2018, Time: 12:35:18, ID: ST180220M1-3 PFC CS0 18B0812, Description: PFC CS0 18B0812

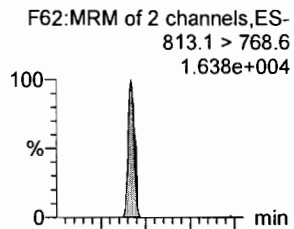
**PFTeDA**



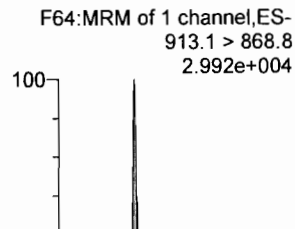
**N-EtFOSA**



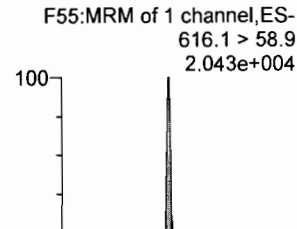
**PFHxDA**



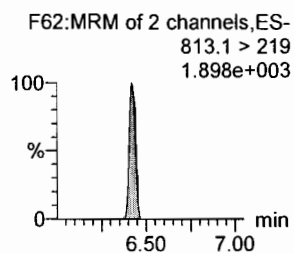
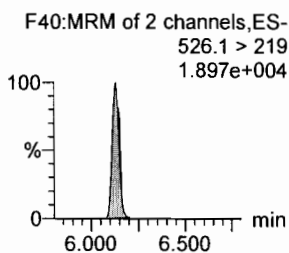
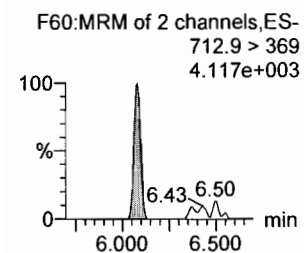
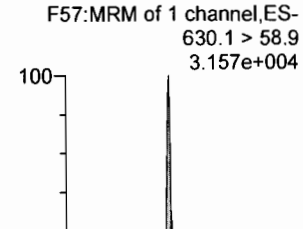
**PFODA**



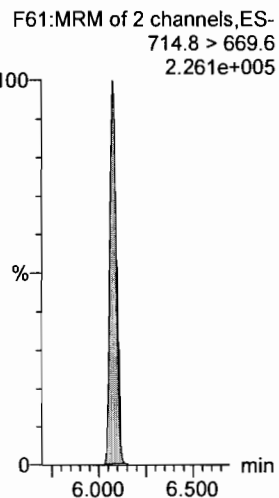
**N-MeFOSE**



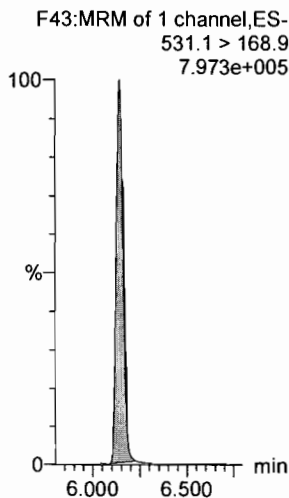
**N-EtFOSE**



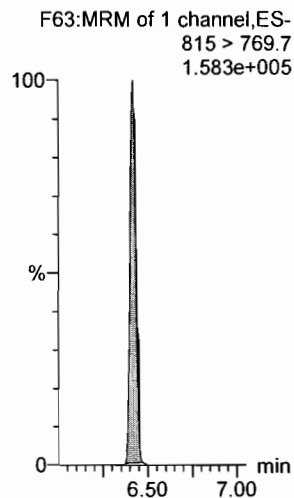
**13C2-PFTeDA**



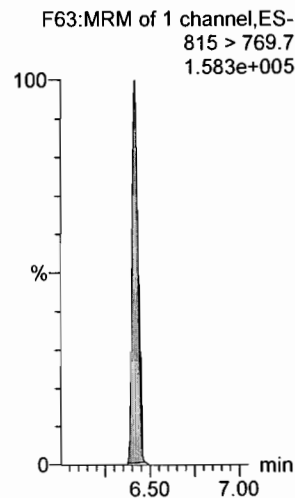
**d5-N-ETFOSA**



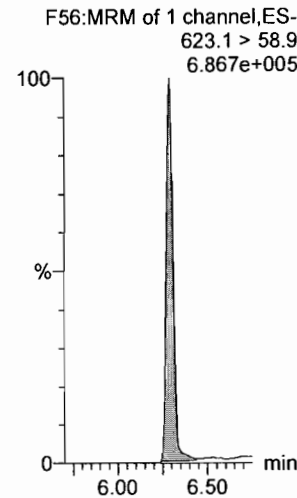
**13C2-PFHxDA**



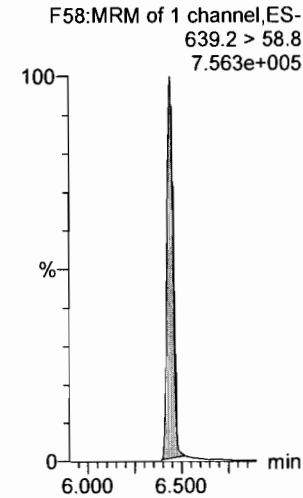
**13C2-PFHxDA**



**d7-N-MeFOSE**



**d9-N-EtFOSE**



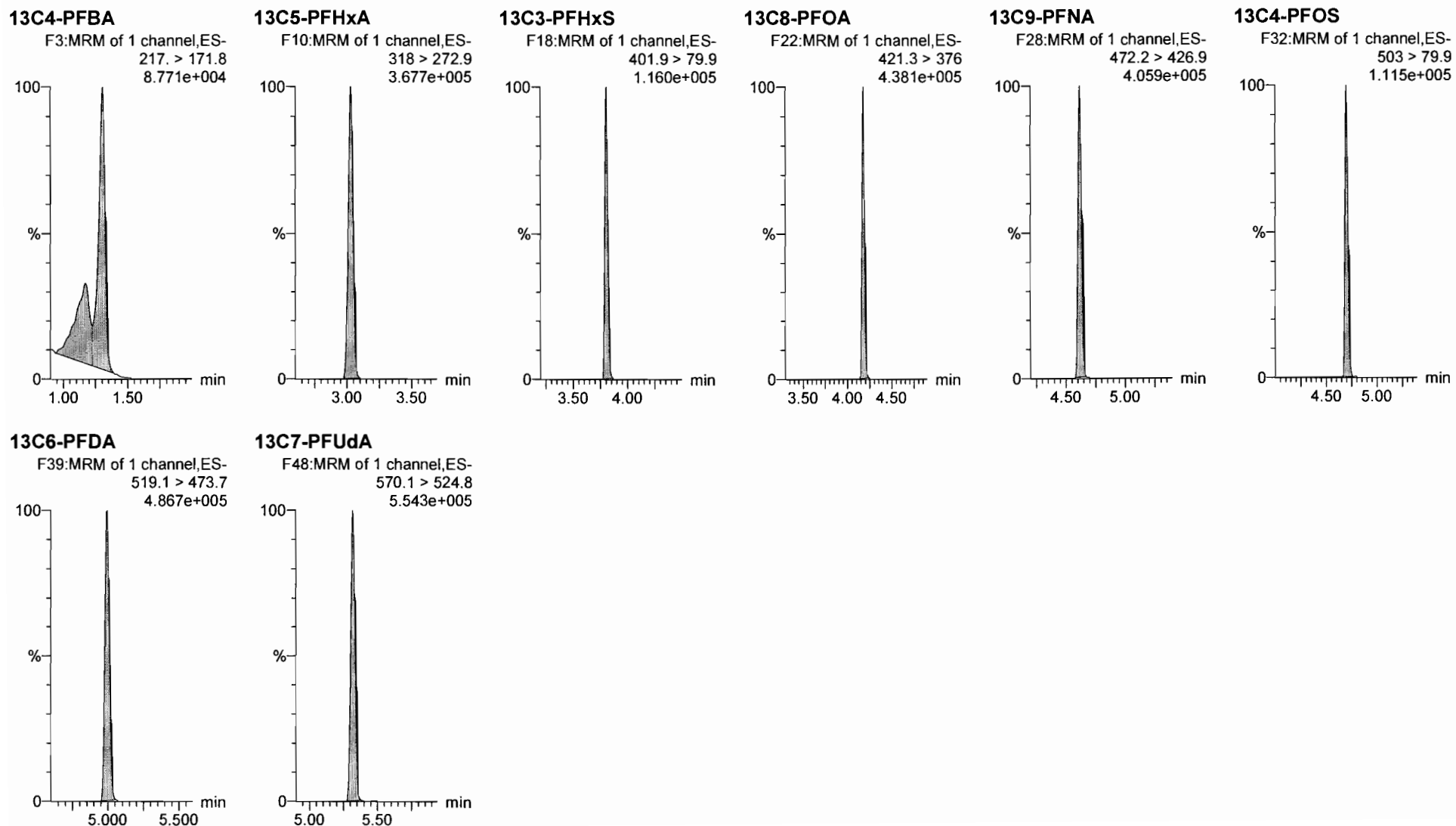


Dataset: F:\Projects\PFAS.PRO\Results\180220M1\180220M1-4.qld

Last Altered: Tuesday, February 20, 2018 15:38:38 Pacific Standard Time

Printed: Tuesday, February 20, 2018 15:38:44 Pacific Standard Time

Name: 180220M1\_4, Date: 20-Feb-2018, Time: 12:35:18, ID: ST180220M1-3 PFC CS0 18B0812, Description: PFC CS0 18B0812



Dataset: F:\Projects\PFAS.PRO\Results\180220M1\180220M1-10.qld

Last Altered: Tuesday, February 20, 2018 15:42:04 Pacific Standard Time  
Printed: Tuesday, February 20, 2018 15:42:10 Pacific Standard Time

*JA* 02/21/2018

Method: F:\Projects\PFAS.PRO\MethDB\PFAS\_FULL\_80C\_021318.mdb 20 Feb 2018 14:17:29

Calibration: F:\Projects\PFAS.PRO\CurveDB\C18\_VAL-PFAS\_Q4\_02-18-18-FULL.cdb 20 Feb 2018 11:25:50

Name: 180220M1\_10, Date: 20-Feb-2018, Time: 13:44:24, ID: ST180220M1-4 PFC CS3 18B0815, Description: PFC CS3 18B0815

#	Name	Trace	Area	IS Area	RRF	Pred.RT	RT	y Axis Resp.	Conc.	%Rec	Recovery Out
1	1 PFBA	213.0 > 168.8	6.40e3	6.80e3		1.46	1.31	11.8	10.4	104.4	NO
2	2 PFPeA	263.1 > 218.9	1.04e4	1.26e4		2.42	2.26	10.3	10.3	102.6	NO
3	3 PFBS	299.0 > 79.7	2.43e3	1.64e3		2.60	2.54	18.6	10.0	100.4	NO
4	4 4:2 FTS	327.2>307.2	1.69e3	1.64e3		3.00	2.94	12.9	9.31	93.1	NO
5	5 PFHxA	313.2 > 268.9	1.24e4	4.57e3		3.19	3.04	13.5	9.44	94.4	NO
6	6 PFPeS	349.1>80.1	2.88e3	1.64e3		3.39	3.24	21.9	11.4	113.8	NO
7	7 PFHpA	363.0 > 318.9	1.21e4	9.56e3		3.81	3.66	15.9	11.4	114.0	NO
8	8 L-PFHxS	398.9 > 79.6	2.01e3	1.39e3		3.85	3.81	18.0	10.0	100.0	NO
9	10 6:2 FTS	427.1 > 407	2.69e3	1.56e4		4.28	4.13	2.16	11.9	118.6	NO
10	11 L-PFOA	413 > 368.7	1.28e4	1.56e4		4.22	4.18	10.3	9.75	97.5	NO
11	13 PFHpS	449 > 80.0	2.92e3	3.06e3		4.44	4.29	11.9	11.5	115.3	NO
12	14 PFNA	463.0 > 418.8	1.45e4	1.34e4		4.76	4.62	13.5	11.0	109.5	NO
13	15 PFOSA	498.1 > 77.8	3.00e3	3.05e3		4.83	4.68	12.3	11.7	117.2	NO
14	16 L-PFOS	499 > 79.9	2.76e3	3.06e3		4.74	4.70	11.3	10.0	100.2	NO
15	18 PFDA	513 > 468.8	1.52e4	1.61e4		5.14	5.00	11.8	8.62	86.2	NO
16	19 8:2 FTS	527 > 506.9	2.43e3	1.56e4		5.12	4.97	1.95	10.2	102.1	NO
17	20 PFNS	549.1>80.1	2.43e3	3.06e3		5.08	5.06	9.94	12.0	120.1	NO
18	21 N-MeFOSAA	570.1 > 419	6.34e3	4.96e3		5.29	5.15	16.0	11.2	112.4	NO
19	22 N-EtFOSAA	584.2 > 419	4.81e3	5.54e3		5.45	5.31	10.8	10.9	108.7	NO
20	23 PFUdA	563.0 > 518.9	1.57e4	1.72e4		5.46	5.32	11.4	11.7	116.8	NO
21	24 PFDS	598.8 > 80	3.27e3	1.73e4		5.51	5.37	2.36	7.24	72.4	NO
22	25 PFDoA	612.9 > 569.0	1.46e4	1.73e4		5.74	5.61	10.6	8.14	81.4	NO
23	26 N-MeFOSA	512.1 > 168.9	7.63e3	2.13e4		5.84	5.71	53.8	61.8	123.6	NO
24	27 PFTTrDA	662.9 > 618.9	1.48e4	1.73e4		5.98	5.86	10.7	7.35	73.5	NO
25	28 PFTeDA	712.9 > 668.8	1.23e4	7.76e3		6.20	6.08	19.8	10.1	100.6	NO
26	29 N-EtFOSA	526.1 > 168.9	1.01e4	3.21e4		6.22	6.13	47.0	53.3	106.6	NO
27	30 PFHxDA	813.1 > 768.6	5.66e3	5.10e3		6.51	6.42	5.55	8.16	81.6	NO
28	31 PFODA	913.1 > 868.8	8.76e3	5.10e3		6.74	6.66	8.59	10.4	103.7	NO
29	32 N-MeFOSE	616.1 > 58.9	7.96e3	2.69e4		6.31	6.30	44.4	36.7	73.4	NO
30	33 N-EtFOSE	630.1 > 58.9	9.36e3	2.41e4		6.45	6.45	58.3	46.6	93.2	NO
31	34 13C3-PFBA	216.1 > 171.8	6.80e3	7.91e3	0.926	1.46	1.31	10.7	11.6	92.8	NO

*am*  
2/20/18

Dataset: F:\Projects\PFAS.PRO\Results\180220M1\180220M1-10.qld

Last Altered: Tuesday, February 20, 2018 15:42:04 Pacific Standard Time

Printed: Tuesday, February 20, 2018 15:42:10 Pacific Standard Time

Name: 180220M1\_10, Date: 20-Feb-2018, Time: 13:44:24, ID: ST180220M1-4 PFC CS3 18B0815, Description: PFC CS3 18B0815

	# Name	Trace	Area	IS Area	RRF	Pred.RT	RT	y Axis Resp.	Conc.	%Rec	Recovery Out
32	35 13C3-PFPeA	266. > 221.8	1.26e4	1.49e4	0.885	2.42	2.26	10.6	12.0	95.6	NO
33	36 13C3-PFBS	302. > 98.8	1.64e3	1.49e4	0.128	2.69	2.54	1.38	10.8	86.2	NO
34	37 13C2-PFHxA	315 > 269.8	4.57e3	1.49e4	0.755	3.19	3.03	3.84	5.08	101.7	NO
35	38 13C4-PFHpA	367.2 > 321.8	9.56e3	1.49e4	0.770	3.81	3.65	8.03	10.4	83.5	NO
36	39 18O2-PFHxS	403.0 > 102.6	1.39e3	3.54e3	0.412	3.96	3.81	4.92	11.9	95.6	NO
37	40 13C2-PFOA	414.9 > 369.7	1.56e4	1.21e4	1.614	4.33	4.18	16.1	9.95	79.6	NO
38	41 13C5-PFNA	468.2 > 422.9	1.34e4	1.48e4	1.012	4.76	4.62	11.3	11.2	89.5	NO
39	42 13C8-PFOSA	506.1 > 77.7	3.05e3	1.57e4	0.312	4.83	4.68	2.43	7.80	62.4	NO
40	43 13C8-PFOS	507.0 > 79.9	3.06e3	3.85e3	1.017	4.84	4.70	9.93	9.76	78.1	NO
41	44 13C2-PFDA	515.1 > 469.9	1.61e4	1.65e4	1.013	5.14	5.00	12.2	12.0	96.0	NO
42	45 d3-N-MeFOSAA	573.3 > 419	4.96e3	1.57e4	0.404	5.29	5.15	3.95	9.77	78.1	NO
43	46 d5-N-EtFOSAA	589.3 > 419	5.54e3	1.57e4	0.443	5.45	5.31	4.41	9.95	79.6	NO
44	47 13C2-PFUdA	565 > 519.8	1.72e4	1.57e4	1.150	5.46	5.32	13.7	11.9	95.2	NO
45	48 13C2-PFDoA	615.0 > 569.7	1.73e4	1.57e4	0.956	5.74	5.61	13.8	14.4	115.3	NO
46	49 d3-N-MeFOSA	515.2 > 168.9	2.13e4	1.57e4	0.145	5.84	5.74	16.9	117	78.0	NO
47	50 13C2-PFTeDA	714.8 > 669.6	7.76e3	1.57e4	0.416	6.20	6.08	6.18	14.9	118.8	NO
48	51 d5-N-ETFOSA	531.1 > 168.9	3.21e4	1.57e4	0.212	6.22	6.14	25.6	120	80.3	NO
49	52 13C2-PFHxDA	815 > 769.7	5.10e3	1.57e4	0.701	6.51	6.42	4.05	5.78	115.7	NO
50	53 d7-N-MeFOSE	623.1 > 58.9	2.69e4	1.57e4	0.185	6.31	6.29	21.4	116	77.1	NO
51	54 d9-N-EtFOSE	639.2 > 58.8	2.41e4	1.57e4	0.165	6.45	6.44	19.2	117	77.7	NO
52	55 13C4-PFBA	217. > 171.8	7.91e3	7.91e3	1.000	1.46	1.31	12.5	12.5	100.0	NO
53	56 13C5-PFHxA	318 > 272.9	1.49e4	1.49e4	1.000	3.19	3.03	12.5	12.5	100.0	NO
54	57 13C3-PFHxS	401.9 > 79.9	3.54e3	3.54e3	1.000	3.96	3.81	12.5	12.5	100.0	NO
55	58 13C8-PFOA	421.3 > 376	1.21e4	1.21e4	1.000	4.33	4.18	12.5	12.5	100.0	NO
56	59 13C9-PFNA	472.2 > 426.9	1.48e4	1.48e4	1.000	4.70	4.62	12.5	12.5	100.0	NO
57	60 13C4-PFOS	503 > 79.9	3.85e3	3.85e3	1.000	4.84	4.70	12.5	12.5	100.0	NO
58	61 13C6-PFDA	519.1 > 473.7	1.65e4	1.65e4	1.000	5.14	5.00	12.5	12.5	100.0	NO
59	62 13C7-PFUdA	570.1 > 524.8	1.57e4	1.57e4	1.000	5.46	5.32	12.5	12.5	100.0	NO

Dataset: Untitled

Last Altered: Wednesday, February 21, 2018 10:33:48 Pacific Standard Time

Printed: Wednesday, February 21, 2018 10:34:39 Pacific Standard Time

Method: F:\Projects\PFAS.PRO\MethDB\PFAS\_FULL\_80C\_021318.mdb 20 Feb 2018 14:17:29

Calibration: F:\Projects\PFAS.PRO\CurveDB\C18\_VAL-PFAS\_Q4\_02-18-18-FULL.cdb 20 Feb 2018 11:25:50

Compound name: PFBA

	Name	ID	Acq.Date	Acq.Time
1	180220M1_4	ST180220M1-3 PFC CS0 18B0812	20-Feb-18	12:35:18
2	180220M1_5	IPA	20-Feb-18	12:47:07
3	180220M1_6	1800260-04 MCA-MW-108R 0.273	20-Feb-18	12:58:39
4	180220M1_7	1800260-05 MCA-MW-105R 0.27215	20-Feb-18	13:10:03
5	180220M1_8	1800267-02 WI-AF-FB-012018 0.11669	20-Feb-18	13:21:30
6	180220M1_9	IPA	20-Feb-18	13:32:57
7	180220M1_10	ST180220M1-4 PFC CS3 18B0815	20-Feb-18	13:44:24
8	180220M1_11	IPA	20-Feb-18	13:55:51
9	180220M1_12	B8B0078-BS1 OPR 0.125	20-Feb-18	14:07:22
10	180220M1_13	B8B0078-BLK1 Method Blank 0.125	20-Feb-18	14:18:46
11	180220M1_14	B8B0078-MS1 Matrix Spike 0.125	20-Feb-18	14:30:13
12	180220M1_15	B8B0078-MSD1 Matrix Spike Dup 0.125	20-Feb-18	14:41:43
13	180220M1_16	1701911-02RE3 WI-A06-6-S-17-1217-TOP 0.005	20-Feb-18	14:53:13
14	180220M1_17	1701911-04RE3 WI-A06-EB03-120617-TOP 0.0...	20-Feb-18	15:04:42
15	180220M1_18	1701911-06RE3 WI-A06-6-S-07-1217-TOP 0.005	20-Feb-18	15:16:12
16	180220M1_19	1701911-08RE3 WI-A06-6-S-26-1217-TOP 0.005	20-Feb-18	15:27:40
17	180220M1_20	1701911-10RE3 WI-A06-EB04-120717-TOP 0.0...	20-Feb-18	15:39:09
18	180220M1_21	1701911-12RE3 WI-A06-EB05-120717-TOP 0.0...	20-Feb-18	15:50:36
19	180220M1_22	1701911-14RE3 WI-A06-FB01-120717-TOP 0.0...	20-Feb-18	16:02:03
20	180220M1_23	1701911-16RE3 WI-A06-MW-10-1217-TOP 0.005	20-Feb-18	16:13:29
21	180220M1_24	1701911-18RE3 WI-A06-6-S-14-1217-TOP 0.005	20-Feb-18	16:24:56
22	180220M1_25	1701911-20RE3 WI-A06-6-S-44-1217-TOP 0.005	20-Feb-18	16:36:26
23	180220M1_26	1701911-22RE3 WI-A06-EB06-120817-TOP 0.0...	20-Feb-18	16:47:56
24	180220M1_27	1701943-02RE3 WI-A06-6-S-04-1217-TOP 0.005	20-Feb-18	16:59:23
25	180220M1_28	1701943-04RE3 WI-A06-6-S-19-1217-TOP 0.005	20-Feb-18	17:10:52
26	180220M1_29	1701943-06RE3 WI-A06-6-S-19P-1217-TOP 0.0...	20-Feb-18	17:22:22
27	180220M1_30	1701943-08RE3 WI-A06-6-S-31-1217-TOP 0.005	20-Feb-18	17:33:48
28	180220M1_31	1701943-10RE3 WI-A06-EB07-121117-TOP 0.0...	20-Feb-18	17:45:19
29	180220M1_32	IPA	20-Feb-18	17:56:50
30	180220M1_33	ST180220M1-5 PFC CS3 18B0815	20-Feb-18	18:08:15
31	180220M1_34	IPA	20-Feb-18	18:19:42
32	180220M1_35	1701943-12RE3 WI-A06-6-S-08-1217-TOP 0.005	20-Feb-18	18:31:09

Dataset: Untitled

Last Altered: Wednesday, February 21, 2018 10:33:48 Pacific Standard Time

Printed: Wednesday, February 21, 2018 10:34:39 Pacific Standard Time

Compound name: PFBA

	Name	ID	Acq.Date	Acq.Time
33	180220M1_36	1701943-14RE3 WI-A06-EB08-121217-TOP 0.0...	20-Feb-18	18:42:36
34	180220M1_37	B8B0069-BS1 OPR 0.25	20-Feb-18	18:54:05
35	180220M1_38	B8B0069-BSD1 LCSD 0.25	20-Feb-18	19:05:32
36	180220M1_39	B8B0069-BLK1 Method Blank 0.25	20-Feb-18	19:16:59
37	180220M1_40	1800273-01 MCA-MW-112-S 0.27551	20-Feb-18	19:28:26
38	180220M1_41	1800273-02 MCA-MW-104-S 0.2668	20-Feb-18	19:39:53
39	180220M1_42	1800273-03 MCA-MW-104-SDUP 0.27736	20-Feb-18	19:51:23
40	180220M1_43	1800273-04 MCA-EB-01 0.26377	20-Feb-18	20:02:52
41	180220M1_44	1800279-02 REEPDW514 0.12005	20-Feb-18	20:14:19
42	180220M1_45	1800279-03 REEPDW151 0.12119	20-Feb-18	20:25:49
43	180220M1_46	1800279-04 REEPDW152 0.12122	20-Feb-18	20:37:16
44	180220M1_47	1800279-05 REEPDW154 0.12194	20-Feb-18	20:48:46
45	180220M1_48	1800280-01 REEPDW150FRB 0.11981	20-Feb-18	21:00:16
46	180220M1_49	1800280-02 REEPDW151FRB 0.1173	20-Feb-18	21:11:43
47	180220M1_50	1800280-03 REEPDW152FRB 0.11755	20-Feb-18	21:23:09
48	180220M1_51	1800280-04 REEPDW154FRB 0.11971	20-Feb-18	21:34:37
49	180220M1_52	1800178-05 YEAGR-04-SB03-08-10 1.16	20-Feb-18	21:46:04
50	180220M1_53	1701839-01@5X STWRT-GW-MW113 0.11527	20-Feb-18	21:57:34
51	180220M1_54	IPA	20-Feb-18	22:09:00
52	180220M1_55	ST180220M1-6 PFC CS3 18B0815	20-Feb-18	22:20:30
53	180220M1_56	IPA	20-Feb-18	22:31:59
54	180220M1_57	1701839-12 STWRT-LW-MW02 0.11638	20-Feb-18	22:43:26
55	180220M1_58	1800178-12@5X YEAGR-SW-DUP01-011718 0...	20-Feb-18	22:54:56
56	180220M1_59	B8B0020-BS1 OPR 0.25	20-Feb-18	23:06:25
57	180220M1_60	B8B0020-BLK1 Method Blank 0.25	20-Feb-18	23:17:54
58	180220M1_61	1800246-01 WT1801301135MK 0.24559	20-Feb-18	23:29:21
59	180220M1_62	1800246-02 WT1801301740EV 0.24069	20-Feb-18	23:40:51
60	180220M1_63	1800246-03 WT1801310810MK 0.24933	20-Feb-18	23:52:18
61	180220M1_64	1800246-04 WT1801310835MK 0.24492	21-Feb-18	00:03:48
62	180220M1_65	1800246-05 WT1801310905MK 0.23565	21-Feb-18	00:15:18
63	180220M1_66	1800246-06 FB1801310840MK 0.2434	21-Feb-18	00:26:44
64	180220M1_67	1800246-07 WT1801311010MK 0.24146	21-Feb-18	00:38:14
65	180220M1_68	1800246-08 WR1801311035MK 0.2452	21-Feb-18	00:49:43
66	180220M1_69	1800246-09 WT1801311050MK 0.25034	21-Feb-18	01:01:13
67	180220M1_70	IPA	21-Feb-18	01:12:43
68	180220M1_71	ST180220M1-7 PFC CS3 18B0815	21-Feb-18	01:24:12

Dataset: Untitled

Last Altered: Wednesday, February 21, 2018 10:33:48 Pacific Standard Time

Printed: Wednesday, February 21, 2018 10:34:39 Pacific Standard Time

Compound name: PFBA

	Name	ID	Acq.Date	Acq.Time
69	180220M1_72	IPA	21-Feb-18	01:35:38

Dataset: F:\Projects\PFAS.PRO\Results\180220M1\180220M1-10.qld

Last Altered: Tuesday, February 20, 2018 15:42:04 Pacific Standard Time

Printed: Tuesday, February 20, 2018 15:42:10 Pacific Standard Time

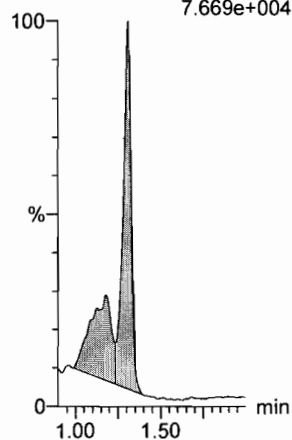
Method: F:\Projects\PFAS.PRO\MethDB\PFAS\_FULL\_80C\_021318.mdb 20 Feb 2018 14:17:29

Calibration: F:\Projects\PFAS.PRO\CurveDB\C18\_VAL-PFAS\_Q4\_02-18-18-FULL.cdb 20 Feb 2018 11:25:50

Name: 180220M1\_10, Date: 20-Feb-2018, Time: 13:44:24, ID: ST180220M1-4 PFC CS3 18B0815, Description: PFC CS3 18B0815

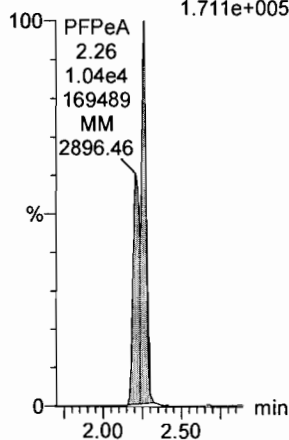
**PFBA**

F1:MRM of 1 channel,ES-  
213.0 > 168.8  
7.669e+004



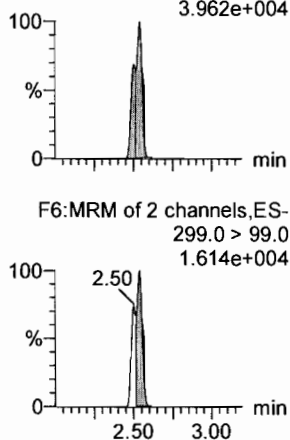
**PFPeA**

F4:MRM of 1 channel,ES-  
263.1 > 218.9  
1.711e+005



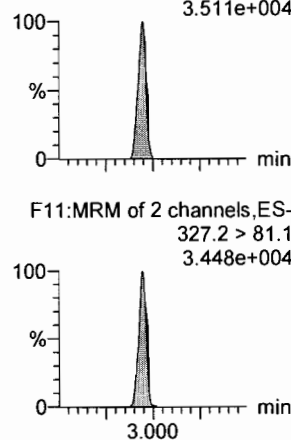
**PFBS**

F6:MRM of 2 channels,ES-  
299.0 > 79.7  
3.962e+004



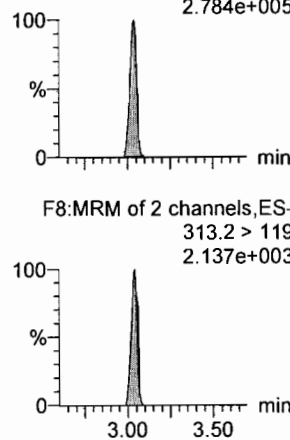
**4:2 FTS**

F11:MRM of 2 channels,ES-  
327.2 > 307.2  
3.511e+004



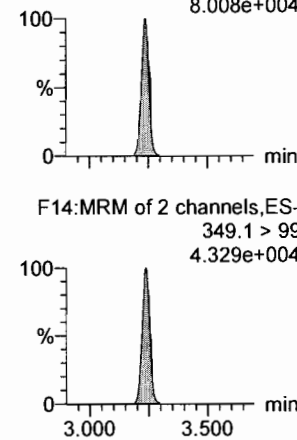
**PFHxA**

F8:MRM of 2 channels,ES-  
313.2 > 268.9  
2.784e+005



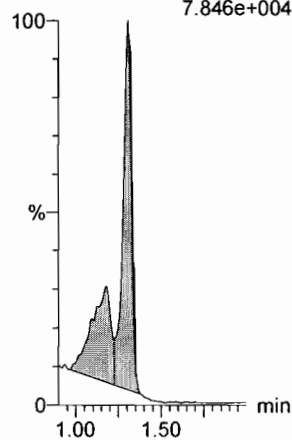
**PFPeS**

F14:MRM of 2 channels,ES-  
349.1 > 80.1  
8.008e+004



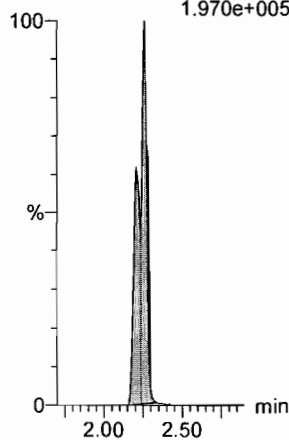
**13C3-PFBA**

F2:MRM of 1 channel,ES-  
216.1 > 171.8  
7.846e+004



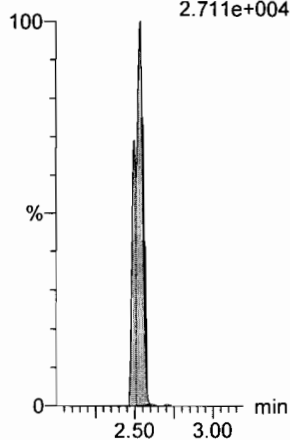
**13C3-PFPeA**

F5:MRM of 1 channel,ES-  
266. > 221.8  
1.970e+005



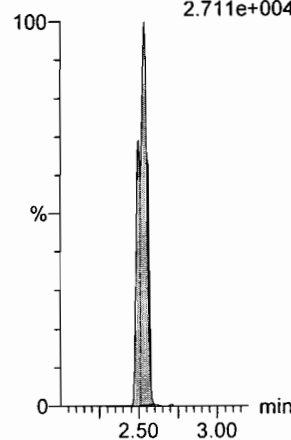
**13C3-PFBS**

F7:MRM of 1 channel,ES-  
302. > 98.8  
2.711e+004



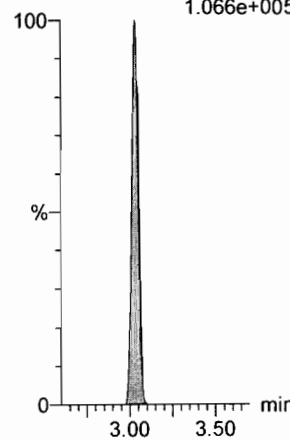
**13C3-PFBS**

F7:MRM of 1 channel,ES-  
302. > 98.8  
2.711e+004



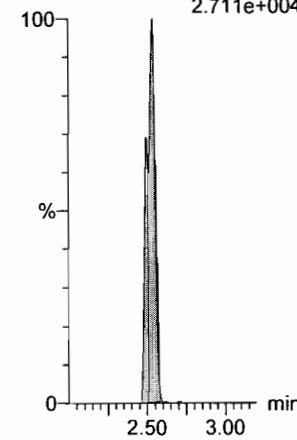
**13C2-PFHxA**

F9:MRM of 1 channel,ES-  
315 > 269.8  
1.066e+005



**13C3-PFBS**

F7:MRM of 1 channel,ES-  
302. > 98.8  
2.711e+004



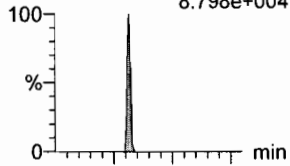
Dataset: F:\Projects\PFAS.PRO\Results\180220M1\180220M1-10.qld

Last Altered: Tuesday, February 20, 2018 15:42:04 Pacific Standard Time  
Printed: Tuesday, February 20, 2018 15:42:10 Pacific Standard Time

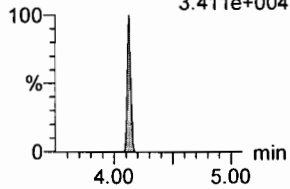
Name: 180220M1\_10, Date: 20-Feb-2018, Time: 13:44:24, ID: ST180220M1-4 PFC CS3 18B0815, Description: PFC CS3 18B0815

**6:2 FTS**

F23:MRM of 2 channels,ES-  
427.1 > 407  
8.798e+004

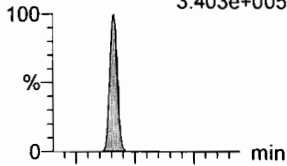


F23:MRM of 2 channels,ES-  
427.1 > 80  
3.411e+004

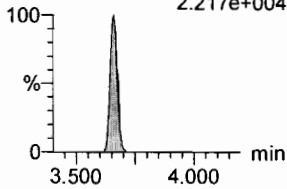


**PFHpA**

F15:MRM of 2 channels,ES-  
363.0 > 318.9  
3.403e+005

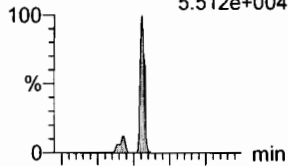


F15:MRM of 2 channels,ES-  
363.0 > 169.0  
2.217e+004

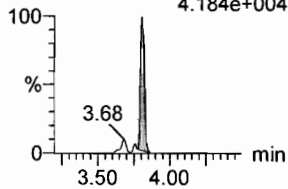


**L-PFHxS**

F17:MRM of 2 channels,ES-  
398.9 > 79.6  
5.512e+004

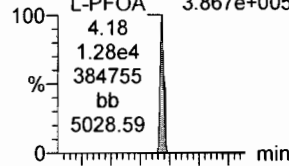


F17:MRM of 2 channels,ES-  
398.9 > 99.0  
4.184e+004

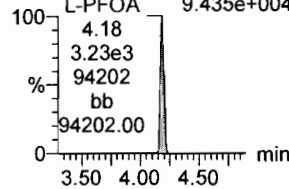


**L-PFOA**

F20:MRM of 2 channels,ES-  
413 > 368.7  
3.867e+005

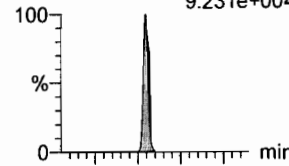


F20:MRM of 2 channels,ES-  
413 > 169  
9.435e+004

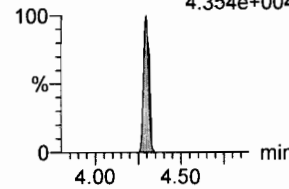


**PFHpS**

F25:MRM of 2 channels,ES-  
449 > 80.0  
9.231e+004

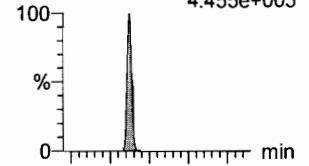


F25:MRM of 2 channels,ES-  
449 > 98.7  
4.354e+004

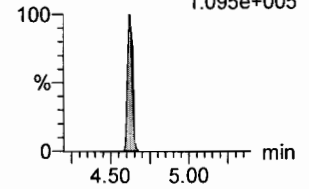


**PFNA**

F26:MRM of 2 channels,ES-  
463.0 > 418.8  
4.455e+005

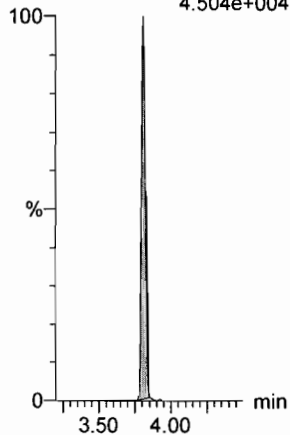


F26:MRM of 2 channels,ES-  
463.0 > 219.0  
1.095e+005



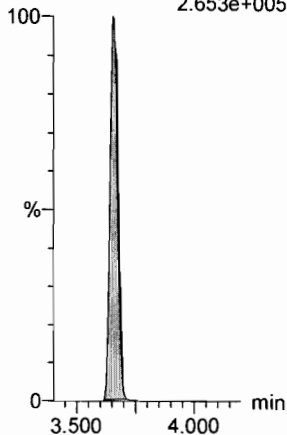
**18O2-PFHxS**

F19:MRM of 1 channel,ES-  
403.0 > 102.6  
4.504e+004



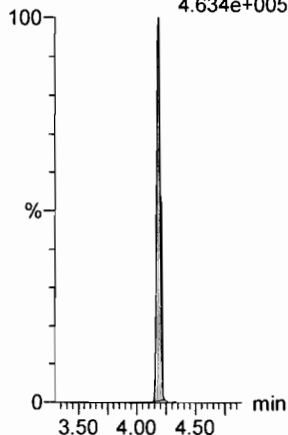
**13C4-PFHpA**

F16:MRM of 1 channel,ES-  
367.2 > 321.8  
2.653e+005



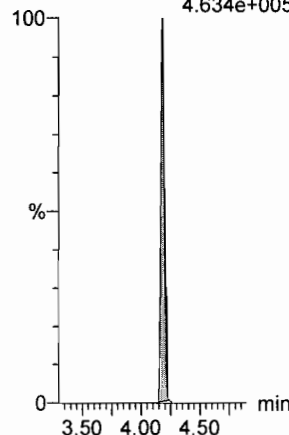
**13C2-PFOA**

F21:MRM of 1 channel,ES-  
414.9 > 369.7  
4.634e+005



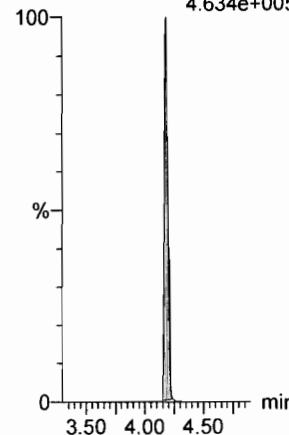
**13C2-PFOA**

F21:MRM of 1 channel,ES-  
414.9 > 369.7  
4.634e+005



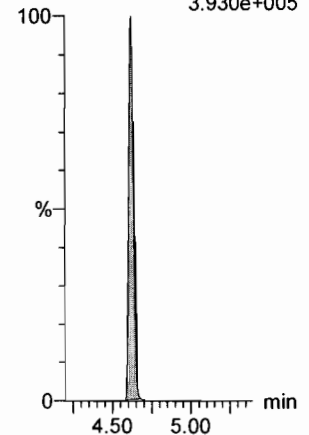
**13C2-PFOA**

F21:MRM of 1 channel,ES-  
414.9 > 369.7  
4.634e+005



**13C5-PFNA**

F27:MRM of 1 channel,ES-  
468.2 > 422.9  
3.930e+005





Dataset: F:\Projects\PFAS.PRO\Results\180220M1\180220M1-10.qld

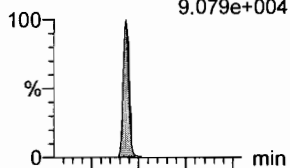
Last Altered: Tuesday, February 20, 2018 15:42:04 Pacific Standard Time

Printed: Tuesday, February 20, 2018 15:42:10 Pacific Standard Time

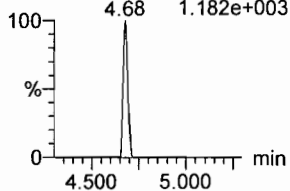
Name: 180220M1\_10, Date: 20-Feb-2018, Time: 13:44:24, ID: ST180220M1-4 PFC CS3 18B0815, Description: PFC CS3 18B0815

**PFOSA**

F29:MRM of 4 channels,ES-  
498.1 > 77.8  
9.079e+004

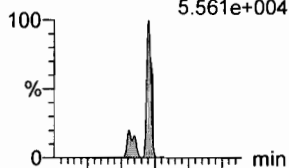


F29:MRM of 4 channels,ES-  
498.1 > 478  
1.182e+003

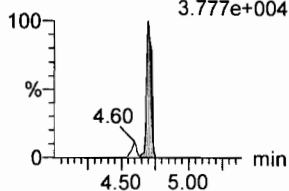


**L-PFOS**

F31:MRM of 2 channels,ES-  
499 > 79.9  
5.561e+004

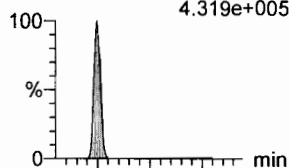


F31:MRM of 2 channels,ES-  
499 > 99  
3.777e+004

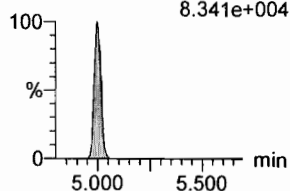


**PFDA**

F36:MRM of 2 channels,ES-  
513 > 468.8  
4.319e+005




F36:MRM of 2 channels,ES-  
513 > 219  
8.341e+004

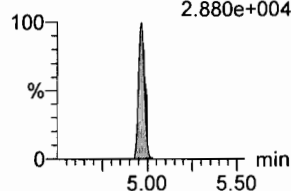


**8:2 FTS**

F41:MRM of 2 channels,ES-  
527 > 506.9  
6.677e+004

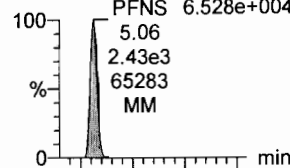


F41:MRM of 2 channels,ES-  
527 > 80  
2.880e+004

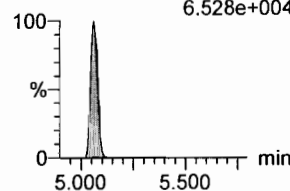


**PFNS**

F44:MRM of 2 channels,ES-  
549.1 > 80.1  
6.528e+004

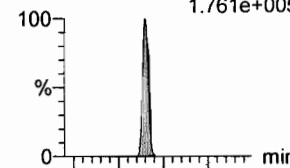


F44:MRM of 2 channels,ES-  
549.1 > 80.1  
6.528e+004

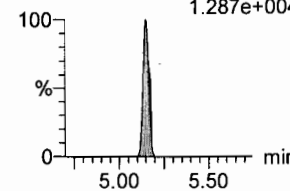


**N-MeFOSAA**

F47:MRM of 2 channels,ES-  
570.1 > 419  
1.761e+005

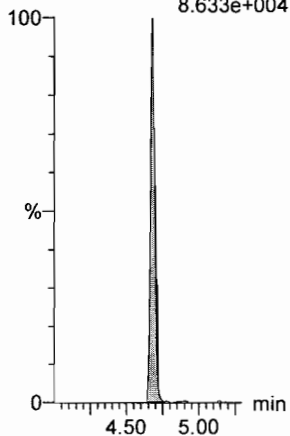


F47:MRM of 2 channels,ES-  
570.1 > 483.0  
1.287e+004



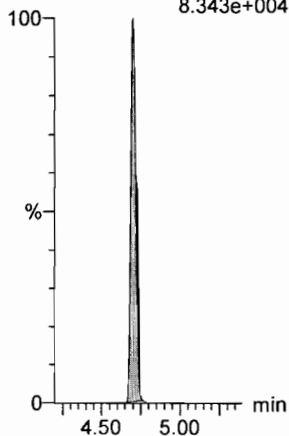
**13C8-PFOSA**

F33:MRM of 1 channel,ES-  
506.1 > 77.7  
8.633e+004



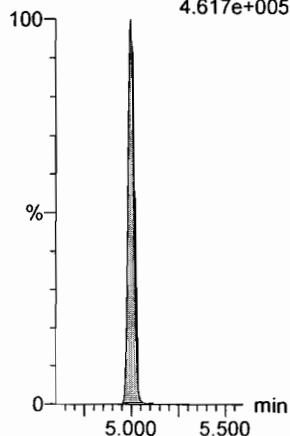
**13C8-PFOS**

F34:MRM of 1 channel,ES-  
507.0 > 79.9  
8.343e+004



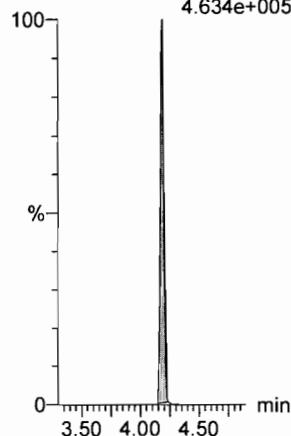
**13C2-PFDA**

F37:MRM of 1 channel,ES-  
515.1 > 469.9  
4.617e+005



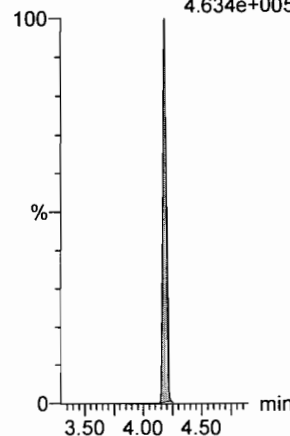
**13C2-PFOA**

F21:MRM of 1 channel,ES-  
414.9 > 369.7  
4.634e+005



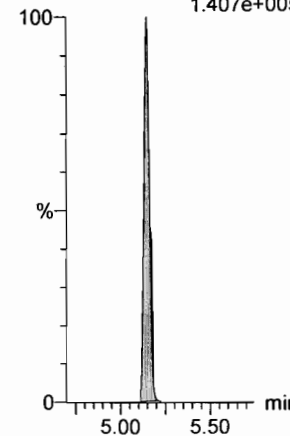
**13C2-PFOA**

F21:MRM of 1 channel,ES-  
414.9 > 369.7  
4.634e+005



**d3-N-MeFOSAA**

F49:MRM of 1 channel,ES-  
573.3 > 419  
1.407e+005

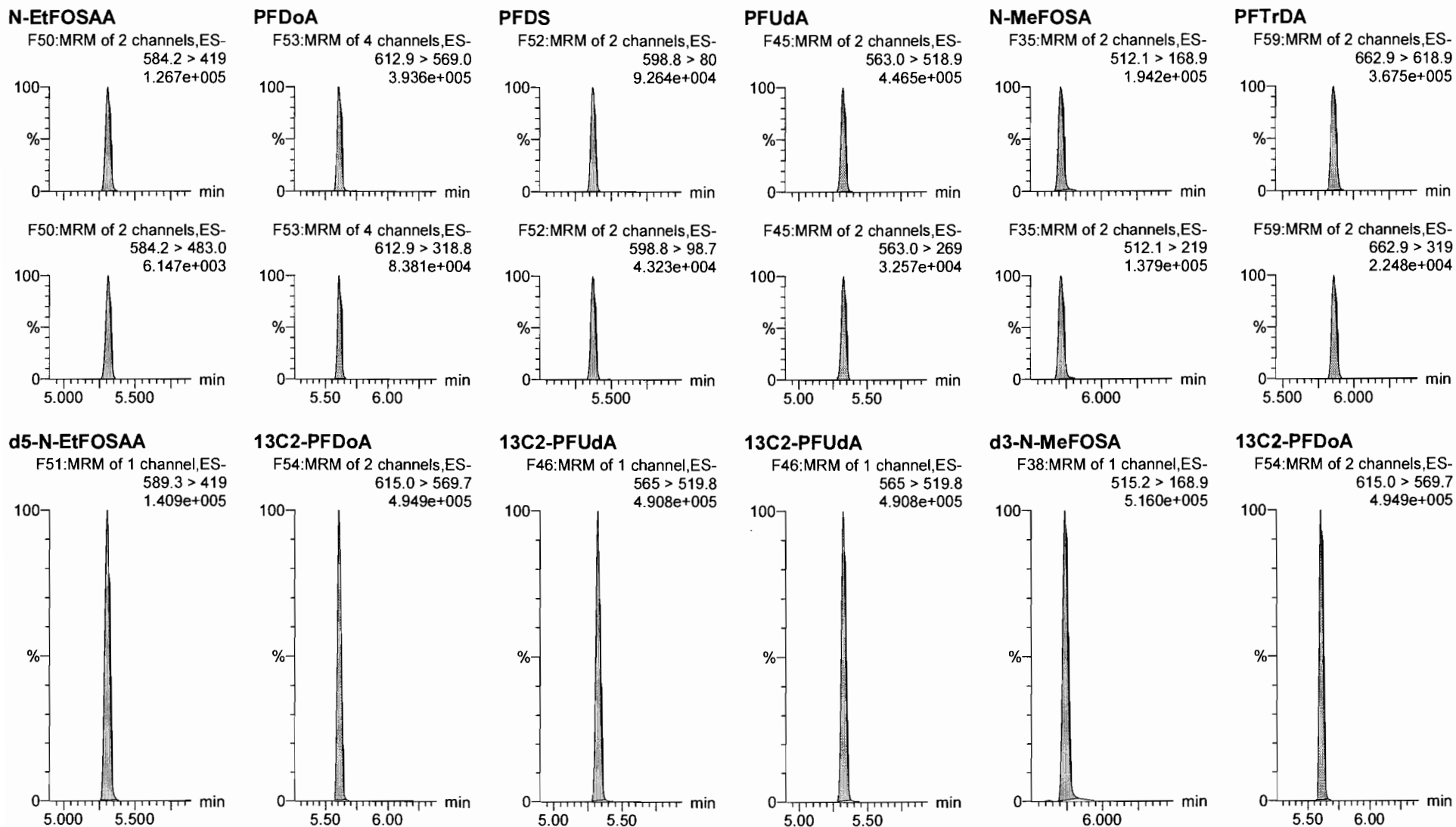


Dataset: F:\Projects\PFAS.PRO\Results\180220M1\180220M1-10.qld

Last Altered: Tuesday, February 20, 2018 15:42:04 Pacific Standard Time

Printed: Tuesday, February 20, 2018 15:42:10 Pacific Standard Time

Name: 180220M1\_10, Date: 20-Feb-2018, Time: 13:44:24, ID: ST180220M1-4 PFC CS3 18B0815, Description: PFC CS3 18B0815



Dataset: F:\Projects\PFAS.PRO\Results\180220M1\180220M1-10.qld

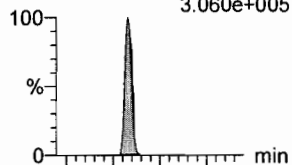
Last Altered: Tuesday, February 20, 2018 15:42:04 Pacific Standard Time

Printed: Tuesday, February 20, 2018 15:42:10 Pacific Standard Time

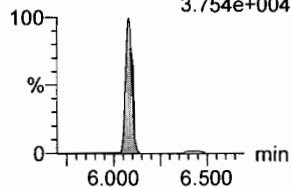
Name: 180220M1\_10, Date: 20-Feb-2018, Time: 13:44:24, ID: ST180220M1-4 PFC CS3 18B0815, Description: PFC CS3 18B0815

**PFTeDA**

F60:MRM of 2 channels,ES-  
712.9 > 668.8  
3.060e+005

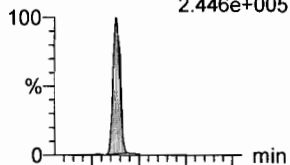


F60:MRM of 2 channels,ES-  
712.9 > 369  
3.754e+004

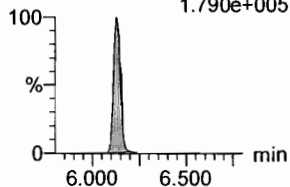


**N-EtFOSA**

F40:MRM of 2 channels,ES-  
526.1 > 168.9  
2.446e+005

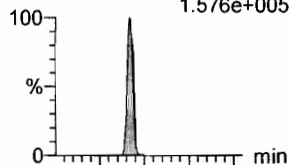


F40:MRM of 2 channels,ES-  
526.1 > 219  
1.790e+005

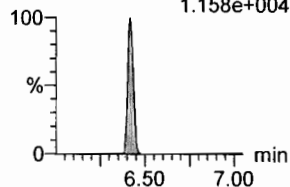


**PFHxDA**

F62:MRM of 2 channels,ES-  
813.1 > 768.6  
1.576e+005

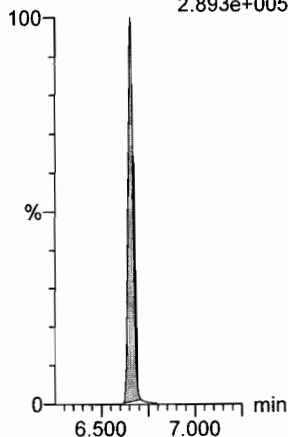


F62:MRM of 2 channels,ES-  
813.1 > 219  
1.158e+004



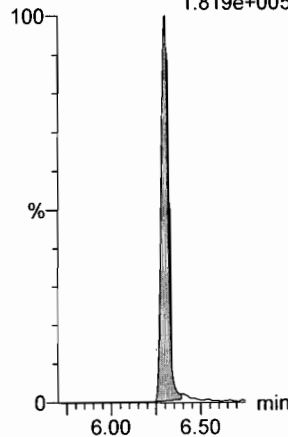
**PFODA**

F64:MRM of 1 channel,ES-  
913.1 > 868.8  
2.893e+005



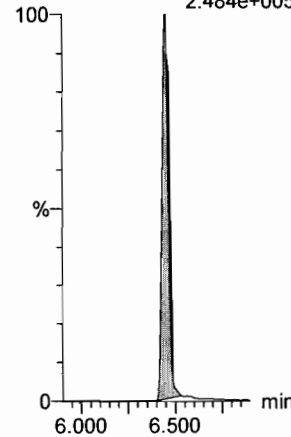
**N-MeFOSE**

F55:MRM of 1 channel,ES-  
616.1 > 58.9  
1.819e+005



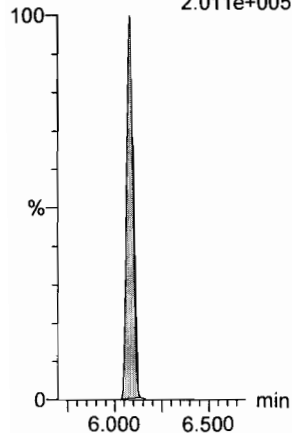
**N-EtFOSE**

F57:MRM of 1 channel,ES-  
630.1 > 58.9  
2.484e+005



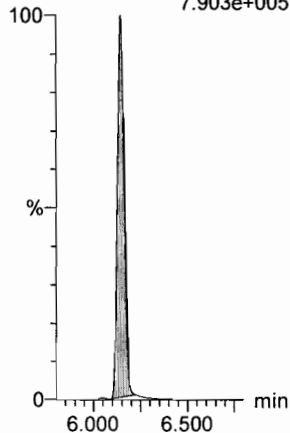
**13C2-PFTeDA**

F61:MRM of 2 channels,ES-  
714.8 > 669.6  
2.011e+005



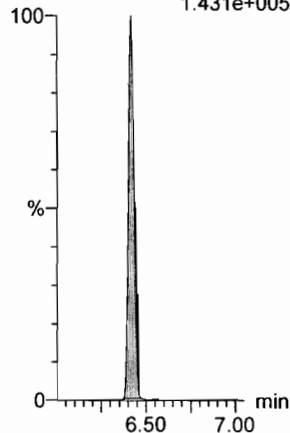
**d5-N-ETFOSA**

F43:MRM of 1 channel,ES-  
531.1 > 168.9  
7.903e+005



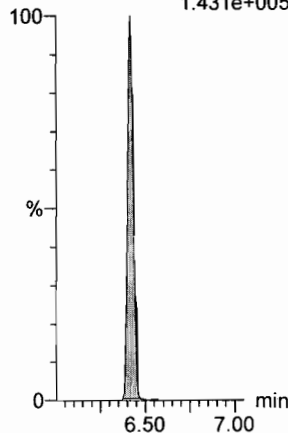
**13C2-PFHxDA**

F63:MRM of 1 channel,ES-  
815 > 769.7  
1.431e+005



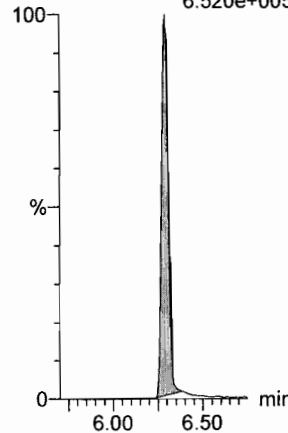
**13C2-PFHxDA**

F63:MRM of 1 channel,ES-  
815 > 769.7  
1.431e+005



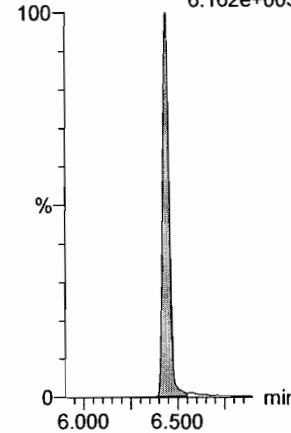
**d7-N-MeFOSE**

F56:MRM of 1 channel,ES-  
623.1 > 58.9  
6.520e+005



**d9-N-EtFOSE**

F58:MRM of 1 channel,ES-  
639.2 > 58.8  
6.162e+005



Dataset: F:\Projects\PFAS.PRO\Results\180220M1\180220M1-10.qld

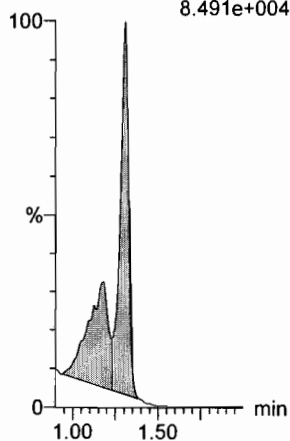
Last Altered: Tuesday, February 20, 2018 15:42:04 Pacific Standard Time

Printed: Tuesday, February 20, 2018 15:42:10 Pacific Standard Time

Name: 180220M1\_10, Date: 20-Feb-2018, Time: 13:44:24, ID: ST180220M1-4 PFC CS3 18B0815, Description: PFC CS3 18B0815

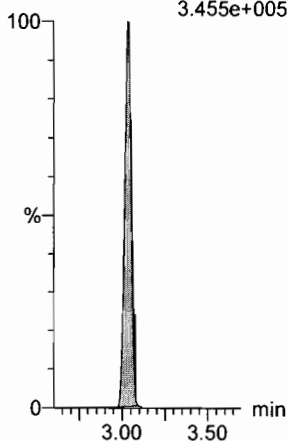
**13C4-PFBA**

F3:MRM of 1 channel,ES-  
217. > 171.8  
8.491e+004



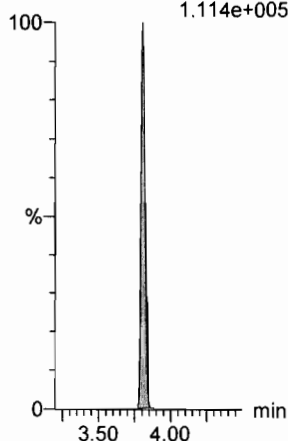
**13C5-PFHxA**

F10:MRM of 1 channel,ES-  
318 > 272.9  
3.455e+005



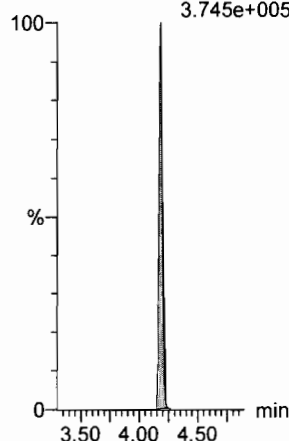
**13C3-PFHxS**

F18:MRM of 1 channel,ES-  
401.9 > 79.9  
1.114e+005



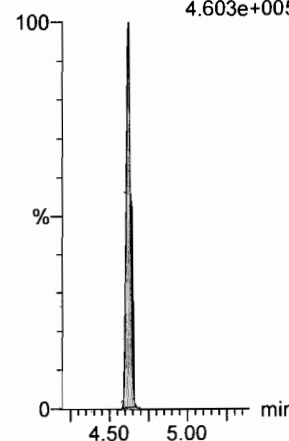
**13C8-PFOA**

F22:MRM of 1 channel,ES-  
421.3 > 376  
3.745e+005



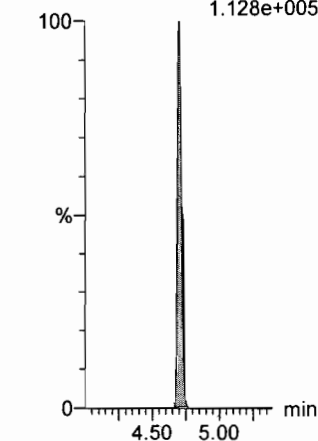
**13C9-PFNA**

F28:MRM of 1 channel,ES-  
472.2 > 426.9  
4.603e+005



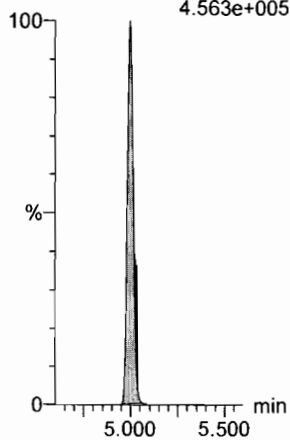
**13C4-PFOS**

F32:MRM of 1 channel,ES-  
503 > 79.9  
1.128e+005



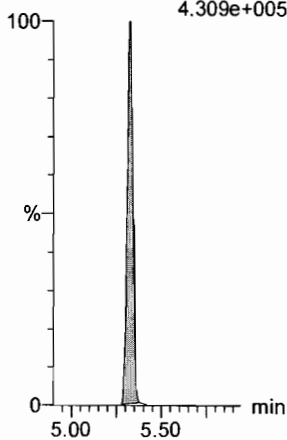
**13C6-PFDA**

F39:MRM of 1 channel,ES-  
519.1 > 473.7  
4.563e+005



**13C7-PFUDa**

F48:MRM of 1 channel,ES-  
570.1 > 524.8  
4.309e+005



**INITIAL CALIBRATION (ICAL)**  
**INCLUDING ASSOCIATED**  
**INITIAL CALIBRATION VERIFICATION (ICV) AND INSTRUMENT BLANK (IB)**

Dataset: F:\Projects\PFAS.PRO\Results\180215M1\180215M1-CRV.qld

Last Altered: Friday, February 16, 2018 09:12:54 Pacific Standard Time

Printed: Friday, February 16, 2018 10:41:13 Pacific Standard Time

*J.A.*  
02/16/2018

Method: F:\Projects\PFAS.PRO\MethDB\PFAS\_FULL\_80C\_021318.mdb 15 Feb 2018 10:31:04

Calibration: F:\Projects\PFAS.PRO\CurveDB\C18\_VAL-PFAS\_Q4\_02-15-18-FULL.cdb 16 Feb 2018 09:12:54

**Compound name: PFBA**

Correlation coefficient:  $r = 0.998770$ ,  $r^2 = 0.997542$

Calibration curve:  $1.05189 * x + 0.0620144$

Response type: Internal Std ( Ref 34 ), Area \* ( IS Conc. / IS Area )

Curve type: Linear, Origin: Include, Weighting: 1/x, Axis trans: None

*DM*  
2/16/18

	# Name	Type	Std. Conc	RT	Area	IS Area	Response	Conc.	%Dev	Conc. Flag	CoD	CoD Flag	x-excluded
1	1 180215M1_2	Standard	0.250	1.46	327.725	13481.526	0.304	0.2	-8.0	NO	0.998	NO	MM
2	2 180215M1_3	Standard	0.500	1.44	581.114	13608.519	0.534	0.4	-10.3	NO	0.998	NO	MM
3	3 180215M1_4	Standard	1.000	1.42	1011.487	11754.539	1.076	1.0	-3.6	NO	0.998	NO	MM
4	4 180215M1_5	Standard	2.000	1.42	2650.409	14366.159	2.306	2.1	6.7	NO	0.998	NO	MM
5	5 180215M1_6	Standard	5.000	1.42	6710.432	14237.740	5.891	5.5	10.8	NO	0.998	NO	MM
6	6 180215M1_7	Standard	10.000	1.42	11799.707	12263.407	12.027	11.4	13.8	NO	0.998	NO	MM
7	7 180215M1_8	Standard	50.000	1.41	67671.477	14333.425	59.015	56.0	12.1	NO	0.998	NO	MM
8	8 180215M1_9	Standard	100.000	1.41	129493.164	14265.311	113.469	107.8	7.8	NO	0.998	NO	MM
9	9 180215M1_10	Standard	250.000	1.41	295146.438	14746.469	250.184	237.8	-4.9	NO	0.998	NO	MM
10	10 180215M1_11	Standard	500.000	1.41	553823.750	13255.928	522.242	496.4	-0.7	NO	0.998	NO	MM

**Compound name: PFPeA**

Correlation coefficient:  $r = 0.999329$ ,  $r^2 = 0.998658$

Calibration curve:  $0.875113 * x + 0.0810973$

Response type: Internal Std ( Ref 35 ), Area \* ( IS Conc. / IS Area )

Curve type: Linear, Origin: Exclude, Weighting: 1/x, Axis trans: None

	# Name	Type	Std. Conc	RT	Area	IS Area	Response	Conc.	%Dev	Conc. Flag	CoD	CoD Flag	x-excluded
1	1 180215M1_2	Standard	0.250	2.43	327.102	16228.846	0.252	0.2	-21.9	NO	0.999	NO	bb
2	2 180215M1_3	Standard	0.500	2.38	660.490	16664.885	0.495	0.5	-5.3	NO	0.999	NO	bb
3	3 180215M1_4	Standard	1.000	2.38	1054.381	13852.345	0.951	1.0	-0.5	NO	0.999	NO	bb
4	4 180215M1_5	Standard	2.000	2.37	2411.246	16508.248	1.826	2.0	-0.3	NO	0.999	NO	bb
5	5 180215M1_6	Standard	5.000	2.37	6726.466	16961.668	4.957	5.6	11.4	NO	0.999	NO	bb
6	6 180215M1_7	Standard	10.000	2.37	12058.228	15379.948	9.800	11.1	11.1	NO	0.999	NO	bb
7	7 180215M1_8	Standard	50.000	2.37	65190.664	17211.527	47.345	54.0	8.0	NO	0.999	NO	bb
8	8 180215M1_9	Standard	100.000	2.37	118905.188	16725.680	88.864	101.5	1.5	NO	0.999	NO	bb
9	9 180215M1_10	Standard	250.000	2.37	262410.781	15770.164	207.996	237.6	-5.0	NO	0.999	NO	bb
10	10 180215M1_11	Standard	500.000	2.37	500745.469	14150.676	442.334	505.4	1.1	NO	0.999	NO	bb

Dataset: F:\Projects\PFAS.PRO\Results\180215M1\180215M1-CRV.qld

Last Altered: Friday, February 16, 2018 09:12:54 Pacific Standard Time

Printed: Friday, February 16, 2018 10:41:13 Pacific Standard Time

**Compound name: PFBS**

Coefficient of Determination: R<sup>2</sup> = 0.996441

Calibration curve:  $-0.00034749 * x^2 + 1.78429 * x + 0.0697124$

Response type: Internal Std ( Ref 36 ), Area \* ( IS Conc. / IS Area )

Curve type: 2nd Order, Origin: Exclude, Weighting: 1/x, Axis trans: None

#	Name	Type	Std. Conc	RT	Area	IS Area	Response	Conc.	%Dev	Conc. Flag	CoD	CoD Flag	x=excluded
1	1 180215M1_2	Standard	0.250	2.70	71.065	1958.989	0.453	0.2	-14.0	NO	0.996	NO	bb
2	2 180215M1_3	Standard	0.500	2.66	137.234	1989.999	0.862	0.4	-11.2	NO	0.996	NO	bb
3	3 180215M1_4	Standard	1.000	2.64	279.871	1715.846	2.039	1.1	10.4	NO	0.996	NO	bb
4	4 180215M1_5	Standard	2.000	2.64	590.178	1932.305	3.818	2.1	5.1	NO	0.996	NO	bb
5	5 180215M1_6	Standard	5.000	2.64	1493.117	2076.284	8.989	5.0	0.1	NO	0.996	NO	bb
6	6 180215M1_7	Standard	10.000	2.64	2705.827	1853.446	18.249	10.2	2.1	NO	0.996	NO	bb
7	7 180215M1_8	Standard	50.000	2.64	14741.959	1998.375	92.212	52.2	4.3	NO	0.996	NO	bb
8	8 180215M1_9	Standard	100.000	2.64	28045.469	1821.996	192.409	110.2	10.2	NO	0.996	NO	bb
9	9 180215M1_10	Standard	250.000	2.64	60318.125	1940.091	388.629	227.9	-8.8	NO	0.996	NO	bb
10	10 180215M1_11	Standard	500.000	2.64	104200.039	1589.624	819.376	509.8	2.0	NO	0.996	NO	bb

**Compound name: 4:2 FTS**

Coefficient of Determination: R<sup>2</sup> = 0.997045

Calibration curve:  $-0.00042024 * x^2 + 1.37958 * x + 0.140765$

Response type: Internal Std ( Ref 36 ), Area \* ( IS Conc. / IS Area )

Curve type: 2nd Order, Origin: Exclude, Weighting: 1/x, Axis trans: None

#	Name	Type	Std. Conc	RT	Area	IS Area	Response	Conc.	%Dev	Conc. Flag	CoD	CoD Flag	x=excluded
1	1 180215M1_2	Standard	0.250	3.10	66.595	1958.989	0.425	0.2	-17.6	NO	0.997	NO	bb
2	2 180215M1_3	Standard	0.500	3.07	151.053	1989.999	0.949	0.6	17.2	NO	0.997	NO	bb
3	3 180215M1_4	Standard	1.000	3.05	174.870	1715.846	1.274	0.8	-17.8	NO	0.997	NO	bb
4	4 180215M1_5	Standard	2.000	3.05	464.775	1932.305	3.007	2.1	3.9	NO	0.997	NO	bb
5	5 180215M1_6	Standard	5.000	3.06	1200.303	2076.284	7.226	5.1	2.9	NO	0.997	NO	bb
6	6 180215M1_7	Standard	10.000	3.05	2070.415	1853.446	13.963	10.1	0.5	NO	0.997	NO	bb
7	7 180215M1_8	Standard	50.000	3.05	12513.914	1998.375	78.276	57.6	15.3	NO	0.997	NO	bb
8	8 180215M1_9	Standard	100.000	3.05	19684.449	1821.996	135.047	100.9	0.9	NO	0.997	NO	bb
9	9 180215M1_10	Standard	250.000	3.05	46281.641	1940.091	298.192	232.5	-7.0	NO	0.997	NO	bb
10	10 180215M1_11	Standard	500.000	3.05	75527.211	1589.624	593.908	509.5	1.9	NO	0.997	NO	bb

Dataset: F:\Projects\PFAS.PRO\Results\180215M1\180215M1-CRV.qld

Last Altered: Friday, February 16, 2018 09:12:54 Pacific Standard Time

Printed: Friday, February 16, 2018 10:41:13 Pacific Standard Time

**Compound name: PFHxA**

Coefficient of Determination:  $R^2 = 0.997079$

Calibration curve:  $-0.000228021 * x^2 + 1.43112 * x + 0.139123$

Response type: Internal Std ( Ref 37 ), Area \* ( IS Conc. / IS Area )

Curve type: 2nd Order, Origin: Include, Weighting: 1/x, Axis trans: None

	# Name	Type	Std. Conc	RT	Area	IS Area	Response	Conc.	%Dev	Conc. Flag	CoD	CoD Flag	x=excluded
1	1 180215M1_2	Standard	0.250	3.20	512.183	5098.701	0.502	0.3	1.5	NO	0.997	NO	bb
2	2 180215M1_3	Standard	0.500	3.16	784.760	4920.273	0.797	0.5	-8.0	NO	0.997	NO	bb
3	3 180215M1_4	Standard	1.000	3.15	1348.915	4050.606	1.665	1.1	6.6	NO	0.997	NO	bb
4	4 180215M1_5	Standard	2.000	3.15	3216.226	4825.905	3.332	2.2	11.6	NO	0.997	NO	bb
5	5 180215M1_6	Standard	5.000	3.14	7879.585	5217.313	7.551	5.2	3.7	NO	0.997	NO	bb
6	6 180215M1_7	Standard	10.000	3.14	14012.248	4168.916	16.806	11.7	16.7	NO	0.997	NO	bb
7	7 180215M1_8	Standard	50.000	3.14	74676.039	4837.626	77.183	54.3	8.6	NO	0.997	NO	bb
8	8 180215M1_9	Standard	100.000	3.14	138177.422	4701.491	146.951	104.3	4.3	NO	0.997	NO	bb
9	9 180215M1_10	Standard	250.000	3.15	303481.281	4782.689	317.271	230.0	-8.0	NO	0.997	NO	bb
10	10 180215M1_11	Standard	500.000	3.14	532829.750	3976.098	670.041	509.4	1.9	NO	0.997	NO	bb

**Compound name: PFPeS**

Coefficient of Determination:  $R^2 = 0.994577$

Calibration curve:  $-0.000362554 * x^2 + 1.75472 * x + 0.0468401$

Response type: Internal Std ( Ref 36 ), Area \* ( IS Conc. / IS Area )

Curve type: 2nd Order, Origin: Exclude, Weighting: 1/x, Axis trans: None

	# Name	Type	Std. Conc	RT	Area	IS Area	Response	Conc.	%Dev	Conc. Flag	CoD	CoD Flag	x=excluded
1	1 180215M1_2	Standard	0.250	3.39	67.072	1958.989	0.428	0.2	-13.1	NO	0.995	NO	bb
2	2 180215M1_3	Standard	0.500	3.36	138.261	1989.999	0.868	0.5	-6.3	NO	0.995	NO	bb
3	3 180215M1_4	Standard	1.000	3.35	244.861	1715.846	1.784	1.0	-1.0	NO	0.995	NO	bb
4	4 180215M1_5	Standard	2.000	3.35	539.446	1932.305	3.490	2.0	-1.9	NO	0.995	NO	bb
5	5 180215M1_6	Standard	5.000	3.35	1536.760	2076.284	9.252	5.3	5.0	NO	0.995	NO	bb
6	6 180215M1_7	Standard	10.000	3.35	2872.800	1853.446	19.375	11.0	10.4	NO	0.995	NO	bb
7	7 180215M1_8	Standard	50.000	3.35	14209.811	1998.375	88.884	51.2	2.3	NO	0.995	NO	bb
8	8 180215M1_9	Standard	100.000	3.35	28239.598	1821.996	193.741	113.0	13.0	NO	0.995	NO	bb
9	9 180215M1_10	Standard	250.000	3.35	57963.418	1940.091	373.458	223.1	-10.8	NO	0.995	NO	bb
10	10 180215M1_11	Standard	500.000	3.34	102176.609	1589.624	803.465	512.0	2.4	NO	0.995	NO	bb



Dataset: F:\Projects\PFAS.PRO\Results\180215M1\180215M1-CRV.qld

Last Altered: Friday, February 16, 2018 09:12:54 Pacific Standard Time

Printed: Friday, February 16, 2018 10:41:13 Pacific Standard Time

**Compound name: PFHpA**

Correlation coefficient:  $r = 0.999657$ ,  $r^2 = 0.999314$

Calibration curve:  $1.20669 * x + 0.0935104$

Response type: Internal Std ( Ref 38 ), Area \* ( IS Conc. / IS Area )

Curve type: Linear, Origin: Exclude, Weighting: 1/x, Axis trans: None

#	Name	Type	Std. Conc	RT	Area	IS Area	Response	Conc.	%Dev	Conc. Flag	CoD	CoD Flag	x=excluded
1	1 180215M1_2	Standard	0.250	3.82	336.059	12649.083	0.332	0.2	-20.9	NO	0.999	NO	bb
2	2 180215M1_3	Standard	0.500	3.78	760.421	12824.647	0.741	0.5	7.3	NO	0.999	NO	bb
3	3 180215M1_4	Standard	1.000	3.77	1146.025	10332.576	1.386	1.1	7.1	NO	0.999	NO	bb
4	4 180215M1_5	Standard	2.000	3.77	2578.946	12649.645	2.548	2.0	1.7	NO	0.999	NO	bb
5	5 180215M1_6	Standard	5.000	3.77	6815.292	13390.742	6.362	5.2	3.9	NO	0.999	NO	bb
6	6 180215M1_7	Standard	10.000	3.77	10774.248	11328.454	11.888	9.8	-2.3	NO	0.999	NO	bb
7	7 180215M1_8	Standard	50.000	3.77	60441.066	11979.545	63.067	52.2	4.4	NO	0.999	NO	bb
8	8 180215M1_9	Standard	100.000	3.77	120555.430	12306.418	122.452	101.4	1.4	NO	0.999	NO	bb
9	9 180215M1_10	Standard	250.000	3.77	285656.844	12322.538	289.771	240.1	-4.0	NO	0.999	NO	bb
10	10 180215M1_11	Standard	500.000	3.77	494966.969	10125.661	611.030	506.3	1.3	NO	0.999	NO	bb

**Compound name: L-PFHxS**

Correlation coefficient:  $r = 0.997644$ ,  $r^2 = 0.995294$

Calibration curve:  $1.64833 * x + 0.218181$

Response type: Internal Std ( Ref 39 ), Area \* ( IS Conc. / IS Area )

Curve type: Linear, Origin: Exclude, Weighting: 1/x, Axis trans: None

#	Name	Type	Std. Conc	RT	Area	IS Area	Response	Conc.	%Dev	Conc. Flag	CoD	CoD Flag	x=excluded
1	1 180215M1_2	Standard	0.250	3.96	64.076	1459.894	0.549	0.2	-19.8	NO	0.995	NO	MM
2	2 180215M1_3	Standard	0.500	3.93	97.107	1507.807	0.805	0.4	-28.8	NO	0.995	NO	MM
3	3 180215M1_4	Standard	1.000	3.92	200.520	1237.104	2.026	1.1	9.7	NO	0.995	NO	MM
4	4 180215M1_5	Standard	2.000	3.92	446.386	1659.279	3.363	1.9	-4.6	NO	0.995	NO	MM
5	5 180215M1_6	Standard	5.000	3.92	1265.190	1657.391	9.542	5.7	13.1	NO	0.995	NO	MM
6	6 180215M1_7	Standard	10.000	3.92	2011.712	1366.812	18.398	11.0	10.3	NO	0.995	NO	MM
7	7 180215M1_8	Standard	50.000	3.92	11289.751	1508.506	93.551	56.6	13.2	NO	0.995	NO	MM
8	8 180215M1_9	Standard	100.000	3.91	23020.814	1523.331	188.902	114.5	14.5	NO	0.995	NO	MM
9	9 180215M1_10	Standard	250.000	3.92	46461.480	1501.269	386.852	234.6	-6.2	NO	0.995	NO	MM
10	10 180215M1_11	Standard	500.000	3.92	85633.023	1317.276	812.596	492.8	-1.4	NO	0.995	NO	MM

Dataset: F:\Projects\PFAS.PRO\Results\180215M1\180215M1-CRV.qld

Last Altered: Friday, February 16, 2018 09:12:54 Pacific Standard Time

Printed: Friday, February 16, 2018 10:41:13 Pacific Standard Time

**Compound name: 6:2 FTS**

Coefficient of Determination:  $R^2 = 0.996903$

Calibration curve:  $-0.000186547 * x^2 + 0.189 * x + -0.00391237$

Response type: Internal Std ( Ref 40 ), Area \* ( IS Conc. / IS Area )

Curve type: 2nd Order, Origin: Include, Weighting: 1/x, Axis trans: None

	# Name	Type	Std. Conc	RT	Area	IS Area	Response	Conc.	%Dev	Conc. Flag	CoD	CoD Flag	x=excluded
1	1 180215M1_2	Standard	0.250	4.28	52.928	22416.453	0.030	0.2	-29.2	NO	0.997	NO	MM
2	2 180215M1_3	Standard	0.500	4.24	163.040	18485.520	0.110	0.6	20.9	NO	0.997	NO	bb
3	3 180215M1_4	Standard	1.000	4.24	242.774	16579.980	0.183	1.0	-1.0	NO	0.997	NO	bb
4	4 180215M1_5	Standard	2.000	4.24	558.193	20983.006	0.333	1.8	-10.8	NO	0.997	NO	bb
5	5 180215M1_6	Standard	5.000	4.24	1700.042	17838.412	1.191	6.4	27.3	NO	0.997	NO	bb
6	6 180215M1_7	Standard	10.000	4.24	2378.590	19373.590	1.535	8.2	-17.9	NO	0.997	NO	bb
7	7 180215M1_8	Standard	50.000	4.24	14393.487	19170.791	9.385	52.4	4.8	NO	0.997	NO	bb
8	8 180215M1_9	Standard	100.000	4.24	28173.377	21129.461	16.667	97.6	-2.4	NO	0.997	NO	bb
9	9 180215M1_10	Standard	250.000	4.24	57145.359	20031.479	35.660	250.8	0.3	NO	0.997	NO	bb
10	10 180215M1_11	Standard	500.000	4.23	109395.453	17057.188	80.168			NO	0.997	NO	bbXI

**Compound name: L-PFOA**

Coefficient of Determination:  $R^2 = 0.993142$

Calibration curve:  $-0.000748473 * x^2 + 0.986068 * x + 0.0847104$

Response type: Internal Std ( Ref 40 ), Area \* ( IS Conc. / IS Area )

Curve type: 2nd Order, Origin: Exclude, Weighting: 1/x, Axis trans: None

	# Name	Type	Std. Conc	RT	Area	IS Area	Response	Conc.	%Dev	Conc. Flag	CoD	CoD Flag	x=excluded
1	1 180215M1_2	Standard	0.250	4.33	529.977	22416.453	0.296	0.2	-14.5	NO	0.993	NO	MM
2	2 180215M1_3	Standard	0.500	4.30	819.112	18485.520	0.554	0.5	-4.8	NO	0.993	NO	bb
3	3 180215M1_4	Standard	1.000	4.29	1452.388	16579.980	1.095	1.0	2.5	NO	0.993	NO	bb
4	4 180215M1_5	Standard	2.000	4.29	3455.881	20983.006	2.059	2.0	0.2	NO	0.993	NO	bb
5	5 180215M1_6	Standard	5.000	4.29	7423.172	17838.412	5.202	5.2	4.2	NO	0.993	NO	bb
6	6 180215M1_7	Standard	10.000	4.29	16579.865	19373.590	10.697	10.9	8.5	NO	0.993	NO	bb
7	7 180215M1_8	Standard	50.000	4.29	82930.656	19170.791	54.074	57.2	14.5	NO	0.993	NO	bb
8	8 180215M1_9	Standard	100.000	4.29	136674.375	21129.461	80.855	87.8	-12.2	NO	0.993	NO	bb
9	9 180215M1_10	Standard	250.000	4.29	324692.844	20031.479	202.614	254.6	1.8	NO	0.993	NO	bb
10	10 180215M1_11	Standard	500.000	4.29	617375.125	17057.188	452.430			NO	0.993	NO	bbXI

Dataset: F:\Projects\PFAS.PRO\Results\180215M1\180215M1-CRV.qld

Last Altered: Friday, February 16, 2018 09:12:54 Pacific Standard Time

Printed: Friday, February 16, 2018 10:41:13 Pacific Standard Time

**Compound name: PFHpS**

Coefficient of Determination:  $R^2 = 0.997709$

Calibration curve:  $-0.000129173 * x^2 + 0.902489 * x + 0.0149697$

Response type: Internal Std ( Ref 43 ), Area \* ( IS Conc. / IS Area )

Curve type: 2nd Order, Origin: Exclude, Weighting: 1/x, Axis trans: None

#	Name	Type	Std. Conc	RT	Area	IS Area	Response	Conc.	%Dev	Conc. Flag	CoD	CoD Flag	x=excluded
1	1 180215M1_2	Standard	0.250	4.44	55.789	4010.270	0.174	0.2	-29.6	NO	0.998	NO	MM
2	2 180215M1_3	Standard	0.500	4.41	115.722	3782.897	0.382	0.4	-18.6	NO	0.998	NO	bb
3	3 180215M1_4	Standard	1.000	4.40	278.324	3291.600	1.057	1.2	15.5	NO	0.998	NO	bb
4	4 180215M1_5	Standard	2.000	4.40	620.233	3970.557	1.953	2.1	7.4	NO	0.998	NO	bb
5	5 180215M1_6	Standard	5.000	4.40	1702.815	4309.829	4.939	5.5	9.2	NO	0.998	NO	bb
6	6 180215M1_7	Standard	10.000	4.40	2880.197	3690.760	9.755	10.8	8.1	NO	0.998	NO	bb
7	7 180215M1_8	Standard	50.000	4.40	16081.443	4026.547	49.923	55.7	11.5	NO	0.998	NO	bb
8	8 180215M1_9	Standard	100.000	4.40	30433.748	4212.370	90.311	101.5	1.5	NO	0.998	NO	bb
9	9 180215M1_10	Standard	250.000	4.40	66455.031	4077.207	203.739	233.5	-6.6	NO	0.998	NO	bb
10	10 180215M1_11	Standard	500.000	4.40	117901.477	3467.035	425.080	507.9	1.6	NO	0.998	NO	bb

**Compound name: PFNA**

Coefficient of Determination:  $R^2 = 0.999091$

Calibration curve:  $0.000129632 * x^2 + 1.23379 * x + 0.0870594$

Response type: Internal Std ( Ref 41 ), Area \* ( IS Conc. / IS Area )

Curve type: 2nd Order, Origin: Exclude, Weighting: 1/x, Axis trans: None

#	Name	Type	Std. Conc	RT	Area	IS Area	Response	Conc.	%Dev	Conc. Flag	CoD	CoD Flag	x=excluded
1	1 180215M1_2	Standard	0.250	4.76	400.459	16507.109	0.303	0.2	-29.9	NO	0.999	NO	bb
2	2 180215M1_3	Standard	0.500	4.74	879.088	16979.396	0.647	0.5	-9.2	NO	0.999	NO	bb
3	3 180215M1_4	Standard	1.000	4.73	1431.787	12900.782	1.387	1.1	5.4	NO	0.999	NO	bb
4	4 180215M1_5	Standard	2.000	4.73	3193.171	15250.569	2.617	2.1	2.5	NO	0.999	NO	bb
5	5 180215M1_6	Standard	5.000	4.72	7940.462	13889.946	7.146	5.7	14.4	NO	0.999	NO	bb
6	6 180215M1_7	Standard	10.000	4.73	17354.926	15347.631	14.135	11.4	13.7	NO	0.999	NO	bb
7	7 180215M1_8	Standard	50.000	4.73	91886.258	17392.646	66.038	53.2	6.3	NO	0.999	NO	bb
8	8 180215M1_9	Standard	100.000	4.72	175847.219	17711.832	124.103	99.5	-0.5	NO	0.999	NO	bb
9	9 180215M1_10	Standard	250.000	4.72	372029.250	15218.840	305.566	241.5	-3.4	NO	0.999	NO	bb
10	10 180215M1_11	Standard	500.000	4.73	623703.813	11909.611	654.622	503.8	0.8	NO	0.999	NO	bb

Dataset: F:\Projects\PFAS.PRO\Results\180215M1\180215M1-CRV.qld

Last Altered: Friday, February 16, 2018 11:08:51 Pacific Standard Time

Printed: Friday, February 16, 2018 11:09:26 Pacific Standard Time

Method: F:\Projects\PFAS.PRO\MethDB\PFAS\_FULL\_80C\_021318.mdb 15 Feb 2018 10:31:04

Calibration: F:\Projects\PFAS.PRO\CurveDB\C18\_VAL-PFAS\_Q4\_02-15-18-FULL.cdb 16 Feb 2018 11:08:51

**Compound name: PFOSA**

Coefficient of Determination:  $R^2 = 0.997824$

Calibration curve:  $-0.00101401 * x^2 + 1.07941 * x + -0.0551462$

Response type: Internal Std ( Ref 42 ), Area \* ( IS Conc. / IS Area )

Curve type: 2nd Order, Origin: Exclude, Weighting: 1/x, Axis trans: None

	# Name	Type	Std. Conc	RT	Area	IS Area	Response	Conc.	%Dev	Conc. Flag	CoD	CoD Flag	x=excluded
1	1 180215M1_2	Standard	0.250	4.82	56.669	3921.000	0.181	0.2	-12.6	NO	0.998	NO	MM
2	2 180215M1_3	Standard	0.500	4.80	156.420	3929.819	0.498	0.5	2.5	NO	0.998	NO	bb
3	3 180215M1_4	Standard	1.000	4.79	335.746	3945.996	1.064	1.0	3.7	NO	0.998	NO	bb
4	4 180215M1_5	Standard	2.000	4.79	738.934	4181.555	2.209	2.1	5.1	NO	0.998	NO	bb
5	5 180215M1_6	Standard	5.000	4.79	1773.461	4587.967	4.832	4.5	-9.1	NO	0.998	NO	bb
6	6 180215M1_7	Standard	10.000	4.79	3453.630	3740.599	11.541	10.9	8.5	NO	0.998	NO	bb
7	7 180215M1_8	Standard	50.000	4.79	17908.221	4074.443	54.941	53.7	7.3	NO	0.998	NO	bb
8	8 180215M1_9	Standard	100.000	4.78	31283.883	4244.465	92.131	93.6	-6.4	NO	0.998	NO	bb
9	9 180215M1_10	Standard	250.000	4.79	70473.164	4236.644	207.927	252.6	1.1	NO	0.998	NO	bb
10	10 180215M1_11	Standard	500.000	4.78	129740.438	3560.814	455.445			NO	0.998	NO	bbXI

**Compound name: L-PFOS**

Coefficient of Determination:  $R^2 = 0.997931$

Calibration curve:  $-6.137e-005 * x^2 + 0.965581 * x + 0.180722$

Response type: Internal Std ( Ref 43 ), Area \* ( IS Conc. / IS Area )

Curve type: 2nd Order, Origin: Exclude, Weighting: 1/x, Axis trans: None

	# Name	Type	Std. Conc	RT	Area	IS Area	Response	Conc.	%Dev	Conc. Flag	CoD	CoD Flag	x=excluded
1	1 180215M1_2	Standard	0.250	4.84	80.539	4010.270	0.251	0.1	-70.9	YES	0.998	NO	MMX
2	2 180215M1_3	Standard	0.500	4.82	181.806	3782.897	0.601	0.4	-13.0	NO	0.998	NO	MM
3	3 180215M1_4	Standard	1.000	4.81	297.965	3291.600	1.132	1.0	-1.5	NO	0.998	NO	MM
4	4 180215M1_5	Standard	2.000	4.81	599.267	3970.557	1.887	1.8	-11.7	NO	0.998	NO	MM
5	5 180215M1_6	Standard	5.000	4.81	1847.215	4309.829	5.358	5.4	7.3	NO	0.998	NO	MM
6	6 180215M1_7	Standard	10.000	4.81	3212.114	3690.760	10.879	11.1	10.9	NO	0.998	NO	MM
7	7 180215M1_8	Standard	50.000	4.81	17269.137	4026.547	53.610	55.5	11.1	NO	0.998	NO	MM
8	8 180215M1_9	Standard	100.000	4.81	32946.551	4212.370	97.767	101.7	1.7	NO	0.998	NO	MM
9	9 180215M1_10	Standard	250.000	4.81	72874.250	4077.207	223.420	234.7	-6.1	NO	0.998	NO	MM

Dataset: F:\Projects\PFAS.PRO\Results\180215M1\180215M1-CRV.qld

Last Altered: Friday, February 16, 2018 11:08:51 Pacific Standard Time  
Printed: Friday, February 16, 2018 11:09:26 Pacific Standard Time

Compound name: L-PFOS

#	Name	Type	Std. Conc	RT	Area	IS Area	Response	Conc.	%Dev	Conc. Flag	CoD	CoD Flag	x=excluded
10	10 180215M1_11	Standard	500.000	4.81	131444.031	3467.035	473.906	506.9	1.4	NO	0.998	NO	MM

Dataset: F:\Projects\PFAS.PRO\Results\180215M1\180215M1-CRV.qld

Last Altered: Friday, February 16, 2018 09:12:54 Pacific Standard Time

Printed: Friday, February 16, 2018 10:41:13 Pacific Standard Time

**Compound name: PFDA**

Coefficient of Determination: R<sup>2</sup> = 0.999319

Calibration curve: -0.000112106 \* x<sup>2</sup> + 1.23377 \* x + 0.116625

Response type: Internal Std ( Ref 44 ), Area \* ( IS Conc. / IS Area )

Curve type: 2nd Order, Origin: Exclude, Weighting: 1/x, Axis trans: None

#	Name	Type	Std. Conc	RT	Area	IS Area	Response	Conc.	%Dev	Conc. Flag	CoD	CoD Flag	x=excluded
1	1 180215M1_2	Standard	0.250	5.13	486.733	16376.490	0.372	0.2	-17.4	NO	0.999	NO	bb
2	2 180215M1_3	Standard	0.500	5.11	807.320	13702.297	0.736	0.5	0.5	NO	0.999	NO	MM
3	3 180215M1_4	Standard	1.000	5.11	1361.776	14088.335	1.208	0.9	-11.5	NO	0.999	NO	bb
4	4 180215M1_5	Standard	2.000	5.11	3538.345	14449.853	3.061	2.4	19.3	NO	0.999	NO	bb
5	5 180215M1_6	Standard	5.000	5.10	8038.199	16822.861	5.973	4.7	-5.0	NO	0.999	NO	bb
6	6 180215M1_7	Standard	10.000	5.10	16581.740	14045.361	14.757	11.9	18.8	NO	0.999	NO	bb
7	7 180215M1_8	Standard	50.000	5.10	89239.094	18940.652	58.894	47.8	-4.3	NO	0.999	NO	bb
8	8 180215M1_9	Standard	100.000	5.10	154023.750	15905.377	121.047	98.9	-1.1	NO	0.999	NO	bb
9	9 180215M1_10	Standard	250.000	5.11	332378.813	13670.439	303.921	252.0	0.8	NO	0.999	NO	bb
10	10 180215M1_11	Standard	500.000	5.10	670393.500	14244.923	588.274	499.4	-0.1	NO	0.999	NO	bb

**Compound name: 8:2 FTS**

Coefficient of Determination: R<sup>2</sup> = 0.998492

Calibration curve: -0.00031229 \* x<sup>2</sup> + 0.197595 \* x + 0.00331046

Response type: Internal Std ( Ref 40 ), Area \* ( IS Conc. / IS Area )

Curve type: 2nd Order, Origin: Include, Weighting: 1/x, Axis trans: None

#	Name	Type	Std. Conc	RT	Area	IS Area	Response	Conc.	%Dev	Conc. Flag	CoD	CoD Flag	x=excluded
1	1 180215M1_2	Standard	0.250	5.11	110.650	22416.453	0.062	0.3	18.3	NO	0.998	NO	bb
2	2 180215M1_3	Standard	0.500	5.08	125.386	18485.520	0.085	0.4	-17.5	NO	0.998	NO	bb
3	3 180215M1_4	Standard	1.000	5.07	273.271	16579.980	0.206	1.0	2.8	NO	0.998	NO	bb
4	4 180215M1_5	Standard	2.000	5.08	622.280	20983.006	0.371	1.9	-6.8	NO	0.998	NO	bb
5	5 180215M1_6	Standard	5.000	5.07	1681.029	17838.412	1.178	6.0	20.0	NO	0.998	NO	bb
6	6 180215M1_7	Standard	10.000	5.07	2719.014	19373.590	1.754	9.0	-10.1	NO	0.998	NO	bb
7	7 180215M1_8	Standard	50.000	5.08	13890.168	19170.791	9.057	49.7	-0.5	NO	0.998	NO	bb
8	8 180215M1_9	Standard	100.000	5.07	28298.750	21129.461	16.741	100.8	0.8	NO	0.998	NO	bb
9	9 180215M1_10	Standard	250.000	5.08	47845.438	20031.479	29.856	249.3	-0.3	NO	0.998	NO	bb
10	10 180215M1_11	Standard	500.000	5.07	110060.211	17057.188	80.655			NO	0.998	YES	bbXI

Dataset: F:\Projects\PFAS.PRO\Results\180215M1\180215M1-CRV.qld

Last Altered: Friday, February 16, 2018 09:12:54 Pacific Standard Time

Printed: Friday, February 16, 2018 10:41:13 Pacific Standard Time

**Compound name: PFNS**

Coefficient of Determination: R<sup>2</sup> = 0.999101

Calibration curve: -0.000346107 \* x<sup>2</sup> + 0.821392 \* x + 0.0028823

Response type: Internal Std ( Ref 43 ), Area \* ( IS Conc. / IS Area )

Curve type: 2nd Order, Origin: Exclude, Weighting: 1/x, Axis trans: None

	# Name	Type	Std. Conc	RT	Area	IS Area	Response	Conc.	%Dev	Conc. Flag	CoD	CoD Flag	x=excluded
1	1 180215M1_2	Standard	0.250	5.19	107.332	4010.270	0.335	0.4	61.5	YES	0.999	NO	MMX
2	2 180215M1_3	Standard	0.500	5.17	98.987	3782.897	0.327	0.4	-21.0	NO	0.999	NO	MM
3	3 180215M1_4	Standard	1.000	5.17	206.570	3291.600	0.784	1.0	-4.8	NO	0.999	NO	MM
4	4 180215M1_5	Standard	2.000	5.17	580.746	3970.557	1.828	2.2	11.2	NO	0.999	NO	MM
5	5 180215M1_6	Standard	5.000	5.16	1559.660	4309.829	4.524	5.5	10.3	NO	0.999	NO	MM
6	6 180215M1_7	Standard	10.000	5.17	2408.637	3690.760	8.158	10.0	-0.3	NO	0.999	NO	bb
7	7 180215M1_8	Standard	50.000	5.17	13845.183	4026.547	42.981	53.5	7.1	NO	0.999	NO	MM
8	8 180215M1_9	Standard	100.000	5.16	26587.264	4212.370	78.896	100.3	0.3	NO	0.999	NO	MM
9	9 180215M1_10	Standard	250.000	5.17	57889.395	4077.207	177.479	240.4	-3.8	NO	0.999	NO	MM
10	10 180215M1_11	Standard	500.000	5.16	90688.695	3467.035	326.968	505.9	1.2	NO	0.999	NO	bb

**Compound name: N-MeFOSAA**

Coefficient of Determination: R<sup>2</sup> = 0.997203

Calibration curve: -0.000325949 \* x<sup>2</sup> + 1.28535 \* x + 0.00798459

Response type: Internal Std ( Ref 45 ), Area \* ( IS Conc. / IS Area )

Curve type: 2nd Order, Origin: Include, Weighting: 1/x, Axis trans: None

	# Name	Type	Std. Conc	RT	Area	IS Area	Response	Conc.	%Dev	Conc. Flag	CoD	CoD Flag	x=excluded
1	1 180215M1_2	Standard	0.250	5.28	152.447	6301.126	0.302	0.2	-8.4	NO	0.997	NO	bb
2	2 180215M1_3	Standard	0.500	5.26	277.040	6034.729	0.574	0.4	-11.9	NO	0.997	NO	bb
3	3 180215M1_4	Standard	1.000	5.25	472.925	4606.009	1.283	1.0	-0.7	NO	0.997	NO	bb
4	4 180215M1_5	Standard	2.000	5.25	1439.066	6527.082	2.756	2.1	7.0	NO	0.997	NO	bb
5	5 180215M1_6	Standard	5.000	5.25	3500.573	6812.338	6.423	5.0	-0.1	NO	0.997	NO	bb
6	6 180215M1_7	Standard	10.000	5.25	6767.888	5960.326	14.194	11.1	10.7	NO	0.997	NO	bb
7	7 180215M1_8	Standard	50.000	5.25	36438.918	6867.498	66.325	52.3	4.6	NO	0.997	NO	bb
8	8 180215M1_9	Standard	100.000	5.25	68148.773	6330.029	134.574	107.6	7.6	NO	0.997	NO	bb
9	9 180215M1_10	Standard	250.000	5.25	138470.734	6222.764	278.154	229.8	-8.1	NO	0.997	NO	bb
10	10 180215M1_11	Standard	500.000	5.25	250951.625	5499.158	570.432	509.7	1.9	NO	0.997	NO	bb

Dataset: F:\Projects\PFAS.PRO\Results\180215M1\180215M1-CRV.qld

Last Altered: Friday, February 16, 2018 09:12:54 Pacific Standard Time

Printed: Friday, February 16, 2018 10:41:13 Pacific Standard Time

**Compound name: N-EtFOSAA**

Coefficient of Determination:  $R^2 = 0.998540$

Calibration curve:  $-0.000197483 * x^2 + 0.986701 * x + 0.00618413$

Response type: Internal Std ( Ref 46 ), Area \* ( IS Conc. / IS Area )

Curve type: 2nd Order, Origin: Include, Weighting: 1/x, Axis trans: None

#	Name	Type	Std. Conc	RT	Area	IS Area	Response	Conc.	%Dev	Conc. Flag	CoD	CoD Flag	x=excluded
1	1 180215M1_2	Standard	0.250	5.44	131.146	7041.406	0.233	0.2	-8.1	NO	0.999	NO	MM
2	2 180215M1_3	Standard	0.500	5.41	234.462	6757.053	0.434	0.4	-13.3	NO	0.999	NO	bb
3	3 180215M1_4	Standard	1.000	5.41	470.292	6603.117	0.890	0.9	-10.4	NO	0.999	NO	bb
4	4 180215M1_5	Standard	2.000	5.41	1189.491	7155.329	2.078	2.1	5.0	NO	0.999	NO	bb
5	5 180215M1_6	Standard	5.000	5.41	2798.521	6533.437	5.354	5.4	8.5	NO	0.999	NO	bb
6	6 180215M1_7	Standard	10.000	5.41	5584.288	6065.479	11.508	11.7	16.8	NO	0.999	NO	bb
7	7 180215M1_8	Standard	50.000	5.41	29121.494	6793.498	53.583	54.9	9.8	NO	0.999	NO	bb
8	8 180215M1_9	Standard	100.000	5.41	51378.426	6888.204	93.236	96.3	-3.7	NO	0.999	NO	bb
9	9 180215M1_10	Standard	250.000	5.41	114429.750	6288.384	227.463	242.3	-3.1	NO	0.999	NO	bb
10	10 180215M1_11	Standard	500.000	5.41	192464.906	5374.841	447.606	504.6	0.9	NO	0.999	NO	bb

**Compound name: PFUdA**

Coefficient of Determination:  $R^2 = 0.992235$

Calibration curve:  $-0.000152992 * x^2 + 0.949118 * x + 0.0985332$

Response type: Internal Std ( Ref 47 ), Area \* ( IS Conc. / IS Area )

Curve type: 2nd Order, Origin: Exclude, Weighting: 1/x, Axis trans: None

#	Name	Type	Std. Conc	RT	Area	IS Area	Response	Conc.	%Dev	Conc. Flag	CoD	CoD Flag	x=excluded
1	1 180215M1_2	Standard	0.250	5.45	393.867	17568.758	0.280	0.2	-23.4	NO	0.992	NO	bb
2	2 180215M1_3	Standard	0.500	5.43	817.335	17792.496	0.574	0.5	0.2	NO	0.992	NO	bb
3	3 180215M1_4	Standard	1.000	5.43	1510.903	16972.533	1.113	1.1	6.9	NO	0.992	NO	bb
4	4 180215M1_5	Standard	2.000	5.43	2922.420	20930.969	1.745	1.7	-13.2	NO	0.992	NO	bb
5	5 180215M1_6	Standard	5.000	5.43	8020.734	18488.133	5.423	5.6	12.3	NO	0.992	NO	bb
6	6 180215M1_7	Standard	10.000	5.42	12938.800	16287.046	9.930	10.4	3.8	NO	0.992	NO	bb
7	7 180215M1_8	Standard	50.000	5.42	84488.453	20083.352	52.586	55.8	11.6	NO	0.992	NO	bb
8	8 180215M1_9	Standard	100.000	5.42	155811.953	18588.754	104.776	112.3	12.3	NO	0.992	NO	bb
9	9 180215M1_10	Standard	250.000	5.42	275045.188	17309.324	198.625	216.7	-13.3	NO	0.992	NO	bb
10	10 180215M1_11	Standard	500.000	5.42	510065.344	14225.635	448.192	514.8	3.0	NO	0.992	NO	bb



Dataset: F:\Projects\PFAS.PRO\Results\180215M1\180215M1-CRV.qld

Last Altered: Friday, February 16, 2018 09:12:54 Pacific Standard Time

Printed: Friday, February 16, 2018 10:41:13 Pacific Standard Time

**Compound name: PFDS**

Coefficient of Determination:  $R^2 = 0.996928$

Calibration curve:  $-0.000404762 * x^2 + 0.3001 * x + -0.0086013$

Response type: Internal Std ( Ref 48 ), Area \* ( IS Conc. / IS Area )

Curve type: 2nd Order, Origin: Exclude, Weighting: 1/x, Axis trans: None

#	Name	Type	Std. Conc	RT	Area	IS Area	Response	Conc.	%Dev	Conc. Flag	CoD	CoD Flag	x=excluded
1	1 180215M1_2	Standard	0.250	5.51	66.382	11275.336	0.074	0.3	9.6	NO	0.997	NO	bb
2	2 180215M1_3	Standard	0.500	5.48	203.741	17761.580	0.143	0.5	1.4	NO	0.997	NO	bb
3	3 180215M1_4	Standard	1.000	5.48	332.316	15183.119	0.274	0.9	-5.8	NO	0.997	NO	bb
4	4 180215M1_5	Standard	2.000	5.48	723.560	18485.438	0.489	1.7	-16.9	NO	0.997	NO	bb
5	5 180215M1_6	Standard	5.000	5.47	1980.794	16876.551	1.467	5.0	-1.0	NO	0.997	NO	bb
6	6 180215M1_7	Standard	10.000	5.47	3454.357	12424.903	3.475	11.8	18.0	NO	0.997	NO	bb
7	7 180215M1_8	Standard	50.000	5.47	18882.834	18354.666	12.860	45.7	-8.6	NO	0.997	NO	bb
8	8 180215M1_9	Standard	100.000	5.47	35269.531	16437.879	26.820	104.0	4.0	NO	0.997	NO	bb
9	9 180215M1_10	Standard	250.000	5.47	69021.445	17402.484	49.577	248.6	-0.6	NO	0.997	NO	bb
10	10 180215M1_11	Standard	500.000	5.47	130698.453	13948.046	117.130			NO	0.997	YES	bbXI

**Compound name: PFDoA**

Coefficient of Determination:  $R^2 = 0.998600$

Calibration curve:  $-0.000335463 * x^2 + 1.15511 * x + 0.17052$

Response type: Internal Std ( Ref 48 ), Area \* ( IS Conc. / IS Area )

Curve type: 2nd Order, Origin: Exclude, Weighting: 1/x, Axis trans: None

#	Name	Type	Std. Conc	RT	Area	IS Area	Response	Conc.	%Dev	Conc. Flag	CoD	CoD Flag	x=excluded
1	1 180215M1_2	Standard	0.250	5.73	377.418	11275.336	0.418	0.2	-14.2	NO	0.999	NO	bd
2	2 180215M1_3	Standard	0.500	5.71	1187.311	17761.580	0.836	0.6	15.2	NO	0.999	NO	bd
3	3 180215M1_4	Standard	1.000	5.71	1275.467	15183.119	1.050	0.8	-23.8	NO	0.999	NO	bd
4	4 180215M1_5	Standard	2.000	5.71	3578.701	18485.438	2.420	1.9	-2.6	NO	0.999	NO	bd
5	5 180215M1_6	Standard	5.000	5.70	9008.735	16876.551	6.673	5.6	12.8	NO	0.999	NO	bb
6	6 180215M1_7	Standard	10.000	5.70	13556.908	12424.903	13.639	11.7	17.0	NO	0.999	NO	bb
7	7 180215M1_8	Standard	50.000	5.70	80854.469	18354.666	55.064	48.2	-3.6	NO	0.999	NO	bb
8	8 180215M1_9	Standard	100.000	5.70	146205.672	16437.879	111.180	98.9	-1.1	NO	0.999	NO	bb
9	9 180215M1_10	Standard	250.000	5.70	374157.688	17402.484	268.753	250.8	0.3	NO	0.999	NO	bb
10	10 180215M1_11	Standard	500.000	5.70	678747.125	13948.046	608.282	648.6	29.7	NO	0.999	NO	bbX

Dataset: F:\Projects\PFAS.PRO\Results\180215M1\180215M1-CRV.qld

Last Altered: Friday, February 16, 2018 09:12:54 Pacific Standard Time

Printed: Friday, February 16, 2018 10:41:13 Pacific Standard Time

**Compound name: N-MeFOSA**

Correlation coefficient:  $r = 0.995461$ ,  $r^2 = 0.990942$

Calibration curve:  $0.945362 * x + 0.506109$

Response type: Internal Std ( Ref 49 ), Area \* ( IS Conc. / IS Area )

Curve type: Linear, Origin: Include, Weighting: 1/x, Axis trans: None

#	Name	Type	Std. Conc	RT	Area	IS Area	Response	Conc.	%Dev	Conc. Flag	CoD	CoD Flag	x=excluded
1	1 180215M1_2	Standard	1.250	5.79	179.654	19604.898	1.375	0.9	-26.5	NO	0.991	NO	bb
2	2 180215M1_3	Standard	2.500	5.76	423.024	21969.744	2.888	2.5	0.8	NO	0.991	NO	bb
3	3 180215M1_4	Standard	5.000	5.75	650.295	18249.217	5.345	5.1	2.4	NO	0.991	NO	bb
4	4 180215M1_5	Standard	10.000	5.75	1643.464	21438.350	11.499	11.6	16.3	NO	0.991	NO	bb
5	5 180215M1_6	Standard	25.000	5.75	4073.538	21661.563	28.208	29.3	17.2	NO	0.991	NO	bb
6	6 180215M1_7	Standard	50.000	5.75	7123.331	18968.270	56.331	59.1	18.1	NO	0.991	NO	bb
7	7 180215M1_8	Standard	250.000	5.75	39212.344	22121.604	265.887	280.7	12.3	NO	0.991	NO	bb
8	8 180215M1_9	Standard	500.000	5.75	73389.414	21174.520	519.890	549.4	9.9	NO	0.991	NO	bb
9	9 180215M1_10	Standard	1250.000	5.75	157622.891	21641.900	1092.484	1155.1	-7.6	NO	0.991	NO	bb
10	10 180215M1_11	Standard	2500.000	5.75	276778.031	19799.229	2096.885	2217.5	-11.3	NO	0.991	NO	bbX

**Compound name: PFTrDA**

Coefficient of Determination:  $R^2 = 0.997921$

Calibration curve:  $-0.000524988 * x^2 + 1.34946 * x + 0.143552$

Response type: Internal Std ( Ref 48 ), Area \* ( IS Conc. / IS Area )

Curve type: 2nd Order, Origin: Exclude, Weighting: 1/x, Axis trans: None

#	Name	Type	Std. Conc	RT	Area	IS Area	Response	Conc.	%Dev	Conc. Flag	CoD	CoD Flag	x=excluded
1	1 180215M1_2	Standard	0.250	5.98	548.967	11275.336	0.609	0.3	37.9	YES	0.998	NO	bbX
2	2 180215M1_3	Standard	0.500	5.96	884.974	17761.580	0.623	0.4	-29.0	NO	0.998	NO	bb
3	3 180215M1_4	Standard	1.000	5.95	1868.798	15183.119	1.539	1.0	3.4	NO	0.998	NO	bb
4	4 180215M1_5	Standard	2.000	5.96	4191.358	18485.438	2.834	2.0	-0.2	NO	0.998	NO	bb
5	5 180215M1_6	Standard	5.000	5.95	9894.789	16876.551	7.329	5.3	6.7	NO	0.998	NO	bb
6	6 180215M1_7	Standard	10.000	5.95	16679.268	12424.903	16.780	12.4	23.9	NO	0.998	NO	bb
7	7 180215M1_8	Standard	50.000	5.95	94703.117	18354.666	64.495	48.6	-2.8	NO	0.998	NO	bb
8	8 180215M1_9	Standard	100.000	5.95	166565.172	16437.879	126.663	97.4	-2.6	NO	0.998	NO	bb
9	9 180215M1_10	Standard	250.000	5.95	426282.156	17402.484	306.193	251.4	0.6	NO	0.998	NO	bb
10	10 180215M1_11	Standard	500.000	5.95	636591.563	13948.046	570.502	533.3	6.7	NO	0.998	NO	bbX

Dataset: F:\Projects\PFAS.PRO\Results\180215M1\180215M1-CRV.qld

Last Altered: Friday, February 16, 2018 09:12:54 Pacific Standard Time

Printed: Friday, February 16, 2018 10:41:13 Pacific Standard Time

**Compound name: PFTeDA**

Coefficient of Determination: R<sup>2</sup> = 0.998155

Calibration curve:  $-0.00135142 * x^2 + 2.1314 * x + 0.149426$

Response type: Internal Std ( Ref 50 ), Area \* ( IS Conc. / IS Area )

Curve type: 2nd Order, Origin: Exclude, Weighting: 1/x, Axis trans: None

#	Name	Type	Std. Conc	RT	Area	IS Area	Response	Conc.	%Dev	Conc. Flag	CoD	CoD Flag	x=excluded
1	1 180215M1_2	Standard	0.250	6.19	324.034	6711.278	0.604	0.2	-14.8	NO	0.998	NO	bb
2	2 180215M1_3	Standard	0.500	6.17	706.803	7327.972	1.206	0.5	-0.9	NO	0.998	NO	bb
3	3 180215M1_4	Standard	1.000	6.17	1217.380	6266.079	2.429	1.1	7.0	NO	0.998	NO	bb
4	4 180215M1_5	Standard	2.000	6.17	2289.581	8147.728	3.513	1.6	-21.0	NO	0.998	NO	bb
5	5 180215M1_6	Standard	5.000	6.17	6707.386	7279.959	11.517	5.4	7.0	NO	0.998	NO	bb
6	6 180215M1_7	Standard	10.000	6.16	13773.911	6624.775	25.989	12.2	22.2	NO	0.998	NO	bb
7	7 180215M1_8	Standard	50.000	6.17	75254.953	8577.013	109.675	53.2	6.4	NO	0.998	NO	bb
8	8 180215M1_9	Standard	100.000	6.17	111884.164	7370.625	189.747	94.6	-5.4	NO	0.998	NO	bb
9	9 180215M1_10	Standard	250.000	6.17	257508.297	7245.924	444.230	247.0	-1.2	NO	0.998	NO	bb
10	10 180215M1_11	Standard	500.000	6.16	447816.906	7653.171	731.424	504.4	0.9	NO	0.998	NO	bb

**Compound name: N-EtFOSA**

Coefficient of Determination: R<sup>2</sup> = 0.998353

Calibration curve:  $-2.41692e-005 * x^2 + 0.874564 * x + 0.353609$

Response type: Internal Std ( Ref 51 ), Area \* ( IS Conc. / IS Area )

Curve type: 2nd Order, Origin: Exclude, Weighting: 1/x, Axis trans: None

#	Name	Type	Std. Conc	RT	Area	IS Area	Response	Conc.	%Dev	Conc. Flag	CoD	CoD Flag	x=excluded
1	1 180215M1_2	Standard	1.250	6.17	273.957	30619.340	1.342	1.1	-9.6	NO	0.998	NO	bb
2	2 180215M1_3	Standard	2.500	6.15	507.107	31501.219	2.415	2.4	-5.7	NO	0.998	NO	bb
3	3 180215M1_4	Standard	5.000	6.14	830.316	26827.113	4.643	4.9	-1.9	NO	0.998	NO	bb
4	4 180215M1_5	Standard	10.000	6.14	2033.032	32382.379	9.417	10.4	3.7	NO	0.998	NO	bb
5	5 180215M1_6	Standard	25.000	6.14	4946.826	32145.125	23.084	26.0	4.0	NO	0.998	NO	bb
6	6 180215M1_7	Standard	50.000	6.14	8947.406	29651.379	45.263	51.4	2.8	NO	0.998	NO	bb
7	7 180215M1_8	Standard	250.000	6.14	49480.133	32022.359	231.776	266.6	6.6	NO	0.998	NO	bb
8	8 180215M1_9	Standard	500.000	6.14	89611.328	29729.393	452.135	524.2	4.8	NO	0.998	NO	bb
9	9 180215M1_10	Standard	1250.000	6.14	189133.906	28569.762	993.011	1173.1	-6.2	NO	0.998	NO	bb
10	10 180215M1_11	Standard	2500.000	6.14	327654.563	23840.684	2061.526	2534.3	1.4	NO	0.998	NO	bb

Dataset: F:\Projects\PFAS.PRO\Results\180215M1\180215M1-CRV.qld

Last Altered: Friday, February 16, 2018 09:12:54 Pacific Standard Time

Printed: Friday, February 16, 2018 10:41:13 Pacific Standard Time

**Compound name: PFHxDA**

Coefficient of Determination: R<sup>2</sup> = 0.994833

Calibration curve: -0.000267403 \* x<sup>2</sup> + 0.503378 \* x + 0.114986

Response type: Internal Std ( Ref 52 ), Area \* ( IS Conc. / IS Area )

Curve type: 2nd Order, Origin: Exclude, Weighting: 1/x, Axis trans: None

#	Name	Type	Std. Conc	RT	Area	IS Area	Response	Conc.	%Dev	Conc. Flag	CoD	CoD Flag	x=excluded
1	1 180215M1_2	Standard	0.250	6.51	195.905	4236.910	0.231	0.2	-7.7	NO	0.995	NO	bb
2	2 180215M1_3	Standard	0.500	6.50	300.743	4903.592	0.307	0.4	-23.8	NO	0.995	NO	bb
3	3 180215M1_4	Standard	1.000	6.49	545.959	4178.353	0.653	1.1	7.0	NO	0.995	NO	bb
4	4 180215M1_5	Standard	2.000	6.49	1186.422	5037.658	1.178	2.1	5.7	NO	0.995	NO	bb
5	5 180215M1_6	Standard	5.000	6.49	3053.195	5451.485	2.800	5.3	7.0	NO	0.995	NO	bb
6	6 180215M1_7	Standard	10.000	6.49	4818.696	4585.531	5.254	10.3	2.7	NO	0.995	NO	bb
7	7 180215M1_8	Standard	50.000	6.49	24173.270	4549.270	26.568	54.1	8.2	NO	0.995	NO	bb
8	8 180215M1_9	Standard	100.000	6.49	53753.457	5167.224	52.014	109.5	9.5	NO	0.995	NO	bb
9	9 180215M1_10	Standard	250.000	6.49	110889.836	5640.108	98.305	221.0	-11.6	NO	0.995	NO	bb
10	10 180215M1_11	Standard	500.000	6.49	180966.594	4777.941	189.377	519.2	3.8	NO	0.995	NO	bb

**Compound name: PFODA**

Coefficient of Determination: R<sup>2</sup> = 0.992584

Calibration curve: -0.000419473 \* x<sup>2</sup> + 0.702165 \* x + 0.0550138

Response type: Internal Std ( Ref 52 ), Area \* ( IS Conc. / IS Area )

Curve type: 2nd Order, Origin: Include, Weighting: 1/x, Axis trans: None

#	Name	Type	Std. Conc	RT	Area	IS Area	Response	Conc.	%Dev	Conc. Flag	CoD	CoD Flag	x=excluded
1	1 180215M1_2	Standard	0.250	6.73	219.316	4236.910	0.259	0.3	16.1	NO	0.993	NO	bb
2	2 180215M1_3	Standard	0.500	6.72	377.710	4903.592	0.385	0.5	-5.9	NO	0.993	NO	bb
3	3 180215M1_4	Standard	1.000	6.72	608.811	4178.353	0.729	1.0	-4.0	NO	0.993	NO	bb
4	4 180215M1_5	Standard	2.000	6.72	1598.928	5037.658	1.587	2.2	9.2	NO	0.993	NO	bb
5	5 180215M1_6	Standard	5.000	6.72	3812.189	5451.485	3.496	4.9	-1.7	NO	0.993	NO	bb
6	6 180215M1_7	Standard	10.000	6.72	6626.558	4585.531	7.226	10.3	2.8	NO	0.993	NO	bb
7	7 180215M1_8	Standard	50.000	6.72	36978.789	4549.270	40.643	60.0	19.9	NO	0.993	NO	bb
8	8 180215M1_9	Standard	100.000	6.72	70937.813	5167.224	68.642	104.2	4.2	NO	0.993	NO	bb
9	9 180215M1_10	Standard	250.000	6.72	150084.109	5640.108	133.051	217.7	-12.9	NO	0.993	NO	bb
10	10 180215M1_11	Standard	500.000	6.72	242015.844	4777.941	253.264	525.7	5.1	NO	0.993	NO	bb

Dataset: F:\Projects\PFAS.PRO\Results\180215M1\180215M1-CRV.qld

Last Altered: Friday, February 16, 2018 09:12:54 Pacific Standard Time

Printed: Friday, February 16, 2018 10:41:13 Pacific Standard Time

**Compound name: N-MeFOSE**

Correlation coefficient:  $r = 0.998463$ ,  $r^2 = 0.996928$

Calibration curve:  $0.912334 * x + 0.889868$

Response type: Internal Std ( Ref 53 ), Area \* ( IS Conc. / IS Area )

Curve type: Linear, Origin: Exclude, Weighting: 1/x, Axis trans: None

#	Name	Type	Std. Conc	RT	Area	IS Area	Response	Conc.	%Dev	Conc. Flag	CoD	CoD Flag	x=excluded
1	1 180215M1_2	Standard	1.250	6.30	175.934	23100.945	1.142	0.3	-77.9	YES	0.997	NO	bbX
2	2 180215M1_3	Standard	2.500	6.29	443.086	25344.533	2.622	1.9	-24.0	NO	0.997	NO	bb
3	3 180215M1_4	Standard	5.000	6.29	759.084	21005.521	5.421	5.0	-0.7	NO	0.997	NO	bb
4	4 180215M1_5	Standard	10.000	6.29	1710.566	24100.199	10.647	10.7	6.9	NO	0.997	NO	bb
5	5 180215M1_6	Standard	25.000	6.29	4226.109	25368.016	24.989	26.4	5.7	NO	0.997	NO	bb
6	6 180215M1_7	Standard	50.000	6.29	8680.006	24716.000	52.678	56.8	13.5	NO	0.997	NO	bb
7	7 180215M1_8	Standard	250.000	6.29	40313.410	26895.047	224.837	245.5	-1.8	NO	0.997	NO	bd
8	8 180215M1_9	Standard	500.000	6.29	79020.477	27155.734	436.485	477.5	-4.5	NO	0.997	NO	bb
9	9 180215M1_10	Standard	1250.000	6.29	219918.625	26686.254	1236.134	1353.9	8.3	NO	0.997	NO	MM
10	10 180215M1_11	Standard	2500.000	6.28	364846.125	24829.709	2204.090	2414.9	-3.4	NO	0.997	NO	bb

**Compound name: N-EtFOSE**

Correlation coefficient:  $r = 0.996272$ ,  $r^2 = 0.992558$

Calibration curve:  $1.07781 * x + -0.0653188$

Response type: Internal Std ( Ref 54 ), Area \* ( IS Conc. / IS Area )

Curve type: Linear, Origin: Exclude, Weighting: 1/x, Axis trans: None

#	Name	Type	Std. Conc	RT	Area	IS Area	Response	Conc.	%Dev	Conc. Flag	CoD	CoD Flag	x=excluded
1	1 180215M1_2	Standard	1.250	6.45	197.250	23657.893	1.251	1.2	-2.3	NO	0.993	NO	bb
2	2 180215M1_3	Standard	2.500	6.44	431.407	27195.191	2.380	2.3	-9.3	NO	0.993	NO	bb
3	3 180215M1_4	Standard	5.000	6.44	856.669	23119.459	5.558	5.2	4.3	NO	0.993	NO	bb
4	4 180215M1_5	Standard	10.000	6.44	1771.128	25394.150	10.462	9.8	-2.3	NO	0.993	NO	bb
5	5 180215M1_6	Standard	25.000	6.44	4529.611	25115.338	27.053	25.2	0.6	NO	0.993	NO	bb
6	6 180215M1_7	Standard	50.000	6.44	7961.361	24484.998	48.773	45.3	-9.4	NO	0.993	NO	bb
7	7 180215M1_8	Standard	250.000	6.43	52053.578	23000.010	339.480	315.0	26.0	NO	0.993	NO	bb
8	8 180215M1_9	Standard	500.000	6.44	108346.797	30136.359	539.283	500.4	0.1	NO	0.993	NO	bb
9	9 180215M1_10	Standard	1250.000	6.44	233534.922	29129.631	1202.564	1115.8	-10.7	NO	0.993	NO	MM
10	10 180215M1_11	Standard	2500.000	6.44	406782.188	21998.324	2773.726	2573.5	2.9	NO	0.993	NO	bb

Dataset: F:\Projects\PFAS.PRO\Results\180215M1\180215M1-CRV.qld

Last Altered: Friday, February 16, 2018 09:12:54 Pacific Standard Time

Printed: Friday, February 16, 2018 10:41:13 Pacific Standard Time

**Compound name: 13C3-PFBA**

Response Factor: 0.900975

RRF SD: 0.0224551, Relative SD: 2.49231

Response type: Internal Std ( Ref 55 ), Area \* ( IS Conc. / IS Area )

Curve type: RF

#	Name	Type	Std. Conc	RT	Area	IS Area	Response	Conc.	%Dev	Conc. Flag	CoD	CoD Flag	x=excluded
1	1 180215M1_2	Standard	12.500	1.46	13481.526	14794.969	11.390	12.6	1.1	NO		NO	MM
2	2 180215M1_3	Standard	12.500	1.44	13608.519	15091.756	11.271	12.5	0.1	NO		NO	MM
3	3 180215M1_4	Standard	12.500	1.42	11754.539	12879.798	11.408	12.7	1.3	NO		NO	MM
4	4 180215M1_5	Standard	12.500	1.41	14366.159	15828.141	11.345	12.6	0.7	NO		NO	MM
5	5 180215M1_6	Standard	12.500	1.41	14237.740	15747.506	11.302	12.5	0.3	NO		NO	MM
6	6 180215M1_7	Standard	12.500	1.42	12263.407	14048.063	10.912	12.1	-3.1	NO		NO	MM
7	7 180215M1_8	Standard	12.500	1.41	14333.425	16627.377	10.775	12.0	-4.3	NO		NO	MM
8	8 180215M1_9	Standard	12.500	1.41	14265.311	15482.150	11.518	12.8	2.3	NO		NO	MM
9	9 180215M1_10	Standard	12.500	1.41	14746.469	16732.459	11.016	12.2	-2.2	NO		NO	MM
10	10 180215M1_11	Standard	12.500	1.41	13255.928	14182.031	11.684	13.0	3.7	NO		NO	MM

**Compound name: 13C3-PFPeA**

Response Factor: 0.976365

RRF SD: 0.0524742, Relative SD: 5.37444

Response type: Internal Std ( Ref 56 ), Area \* ( IS Conc. / IS Area )

Curve type: RF

#	Name	Type	Std. Conc	RT	Area	IS Area	Response	Conc.	%Dev	Conc. Flag	CoD	CoD Flag	x=excluded
1	1 180215M1_2	Standard	12.500	2.42	16228.846	17798.586	11.398	11.7	-6.6	NO		NO	bb
2	2 180215M1_3	Standard	12.500	2.39	16664.885	18046.453	11.543	11.8	-5.4	NO		NO	bb
3	3 180215M1_4	Standard	12.500	2.37	13852.345	14467.108	11.969	12.3	-1.9	NO		NO	bb
4	4 180215M1_5	Standard	12.500	2.37	16508.248	16770.453	12.305	12.6	0.8	NO		NO	bb
5	5 180215M1_6	Standard	12.500	2.37	16961.668	17060.563	12.428	12.7	1.8	NO		NO	bb
6	6 180215M1_7	Standard	12.500	2.37	15379.948	15158.361	12.683	13.0	3.9	NO		NO	bb
7	7 180215M1_8	Standard	12.500	2.37	17211.527	17355.365	12.396	12.7	1.6	NO		NO	bb
8	8 180215M1_9	Standard	12.500	2.37	16725.680	16974.213	12.317	12.6	0.9	NO		NO	bb
9	9 180215M1_10	Standard	12.500	2.37	15770.164	17212.309	11.453	11.7	-6.2	NO		NO	bb
10	10 180215M1_11	Standard	12.500	2.37	14150.676	13048.977	13.555	13.9	11.1	NO		NO	bb

Dataset: F:\Projects\PFAS.PRO\Results\180215M1\180215M1-CRV.qld

Last Altered: Friday, February 16, 2018 09:12:54 Pacific Standard Time

Printed: Friday, February 16, 2018 10:41:13 Pacific Standard Time

**Compound name: 13C3-PFBS**

Response Factor: 0.115515

RRF SD: 0.00542965, Relative SD: 4.70038

Response type: Internal Std ( Ref 56 ), Area \* ( IS Conc. / IS Area )

Curve type: RF

#	Name	Type	Std. Conc	RT	Area	IS Area	Response	Conc.	%Dev	Conc. Flag	CoD	CoD Flag	x=excluded
1	1 180215M1_2	Standard	12.500	2.70	1958.989	17798.586	1.376	11.9	-4.7	NO		NO	bb
2	2 180215M1_3	Standard	12.500	2.66	1989.999	18046.453	1.378	11.9	-4.5	NO		NO	bb
3	3 180215M1_4	Standard	12.500	2.64	1715.846	14467.108	1.483	12.8	2.7	NO		NO	bb
4	4 180215M1_5	Standard	12.500	2.64	1932.305	16770.453	1.440	12.5	-0.3	NO		NO	bb
5	5 180215M1_6	Standard	12.500	2.64	2076.284	17060.563	1.521	13.2	5.4	NO		NO	bb
6	6 180215M1_7	Standard	12.500	2.64	1853.446	15158.361	1.528	13.2	5.8	NO		NO	bb
7	7 180215M1_8	Standard	12.500	2.64	1998.375	17355.365	1.439	12.5	-0.3	NO		NO	bb
8	8 180215M1_9	Standard	12.500	2.64	1821.996	16974.213	1.342	11.6	-7.1	NO		NO	bb
9	9 180215M1_10	Standard	12.500	2.64	1940.091	17212.309	1.409	12.2	-2.4	NO		NO	bb
10	10 180215M1_11	Standard	12.500	2.64	1589.624	13048.977	1.523	13.2	5.5	NO		NO	bb

**Compound name: 13C2-PFHxA**

Response Factor: 0.711496

RRF SD: 0.0295962, Relative SD: 4.15971

Response type: Internal Std ( Ref 56 ), Area \* ( IS Conc. / IS Area )

Curve type: RF

#	Name	Type	Std. Conc	RT	Area	IS Area	Response	Conc.	%Dev	Conc. Flag	CoD	CoD Flag	x=excluded
1	1 180215M1_2	Standard	5.000	3.20	5098.701	17798.586	3.581	5.0	0.7	NO		NO	bb
2	2 180215M1_3	Standard	5.000	3.16	4920.273	18046.453	3.408	4.8	-4.2	NO		NO	bb
3	3 180215M1_4	Standard	5.000	3.14	4050.606	14467.108	3.500	4.9	-1.6	NO		NO	bb
4	4 180215M1_5	Standard	5.000	3.14	4825.905	16770.453	3.597	5.1	1.1	NO		NO	bb
5	5 180215M1_6	Standard	5.000	3.14	5217.313	17060.563	3.823	5.4	7.5	NO		NO	bb
6	6 180215M1_7	Standard	5.000	3.14	4168.916	15158.361	3.438	4.8	-3.4	NO		NO	bb
7	7 180215M1_8	Standard	5.000	3.14	4837.626	17355.365	3.484	4.9	-2.1	NO		NO	bb
8	8 180215M1_9	Standard	5.000	3.14	4701.491	16974.213	3.462	4.9	-2.7	NO		NO	bb
9	9 180215M1_10	Standard	5.000	3.14	4782.689	17212.309	3.473	4.9	-2.4	NO		NO	bb
10	10 180215M1_11	Standard	5.000	3.14	3976.098	13048.977	3.809	5.4	7.1	NO		NO	bb

Dataset: F:\Projects\PFAS.PRO\Results\180215M1\180215M1-CRV.qld

Last Altered: Friday, February 16, 2018 09:12:54 Pacific Standard Time

Printed: Friday, February 16, 2018 10:41:13 Pacific Standard Time

**Compound name: 13C4-PFHpA**

Response Factor: 0.73292

RRF SD: 0.0311493, Relative SD: 4.25003

Response type: Internal Std ( Ref 56 ), Area \* ( IS Conc. / IS Area )

Curve type: RF

	# Name	Type	Std. Conc	RT	Area	IS Area	Response	Conc.	%Dev	Conc. Flag	CoD	CoD Flag	x=excluded
1	1 180215M1_2	Standard	12.500	3.82	12649.083	17798.586	8.883	12.1	-3.0	NO		NO	bb
2	2 180215M1_3	Standard	12.500	3.78	12824.647	18046.453	8.883	12.1	-3.0	NO		NO	bb
3	3 180215M1_4	Standard	12.500	3.77	10332.576	14467.108	8.928	12.2	-2.6	NO		NO	bb
4	4 180215M1_5	Standard	12.500	3.77	12649.645	16770.453	9.429	12.9	2.9	NO		NO	bb
5	5 180215M1_6	Standard	12.500	3.77	13390.742	17060.563	9.811	13.4	7.1	NO		NO	bb
6	6 180215M1_7	Standard	12.500	3.77	11328.454	15158.361	9.342	12.7	2.0	NO		NO	bb
7	7 180215M1_8	Standard	12.500	3.77	11979.545	17355.365	8.628	11.8	-5.8	NO		NO	bb
8	8 180215M1_9	Standard	12.500	3.77	12306.418	16974.213	9.063	12.4	-1.1	NO		NO	bb
9	9 180215M1_10	Standard	12.500	3.77	12322.538	17212.309	8.949	12.2	-2.3	NO		NO	bb
10	10 180215M1_11	Standard	12.500	3.77	10125.661	13048.977	9.700	13.2	5.9	NO		NO	bb

**Compound name: 1802-PFHxS**

Response Factor: 0.386237

RRF SD: 0.0181374, Relative SD: 4.69592

Response type: Internal Std ( Ref 57 ), Area \* ( IS Conc. / IS Area )

Curve type: RF

	# Name	Type	Std. Conc	RT	Area	IS Area	Response	Conc.	%Dev	Conc. Flag	CoD	CoD Flag	x=excluded
1	1 180215M1_2	Standard	12.500	3.96	1459.894	4024.414	4.534	11.7	-6.1	NO		NO	bb
2	2 180215M1_3	Standard	12.500	3.93	1507.807	3864.946	4.877	12.6	1.0	NO		NO	bb
3	3 180215M1_4	Standard	12.500	3.92	1237.104	3411.969	4.532	11.7	-6.1	NO		NO	bb
4	4 180215M1_5	Standard	12.500	3.92	1659.279	4175.054	4.968	12.9	2.9	NO		NO	bb
5	5 180215M1_6	Standard	12.500	3.92	1657.391	4223.610	4.905	12.7	1.6	NO		NO	bb
6	6 180215M1_7	Standard	12.500	3.92	1366.812	3397.303	5.029	13.0	4.2	NO		NO	bb
7	7 180215M1_8	Standard	12.500	3.92	1508.506	4041.878	4.665	12.1	-3.4	NO		NO	bb
8	8 180215M1_9	Standard	12.500	3.92	1523.331	4075.229	4.673	12.1	-3.2	NO		NO	bb
9	9 180215M1_10	Standard	12.500	3.92	1501.269	3581.739	5.239	13.6	8.5	NO		NO	bb
10	10 180215M1_11	Standard	12.500	3.92	1317.276	3389.951	4.857	12.6	0.6	NO		NO	bb



Dataset: F:\Projects\PFAS.PRO\Results\180215M1\180215M1-CRV.qld

Last Altered: Friday, February 16, 2018 09:12:54 Pacific Standard Time

Printed: Friday, February 16, 2018 10:41:13 Pacific Standard Time

**Compound name: 13C2-PFOA**

Response Factor: 1.28163

RRF SD: 0.0926127, Relative SD: 7.22618

Response type: Internal Std ( Ref 58 ), Area \* ( IS Conc. / IS Area )

Curve type: RF

#	Name	Type	Std. Conc	RT	Area	IS Area	Response	Conc.	%Dev	Conc. Flag	CoD	CoD Flag	x=excluded
1	1 180215M1_2	Standard	12.500	4.33	22416.453	17289.170	16.207	12.6	1.2	NO		NO	bb
2	2 180215M1_3	Standard	12.500	4.30	18485.520	14329.276	16.126	12.6	0.7	NO		NO	bb
3	3 180215M1_4	Standard	12.500	4.29	16579.980	12454.252	16.641	13.0	3.9	NO		NO	bb
4	4 180215M1_5	Standard	12.500	4.29	20983.006	16437.367	15.957	12.5	-0.4	NO		NO	bb
5	5 180215M1_6	Standard	12.500	4.29	17838.412	15417.768	14.463	11.3	-9.7	NO		NO	bb
6	6 180215M1_7	Standard	12.500	4.29	19373.590	15284.487	15.844	12.4	-1.1	NO		NO	bb
7	7 180215M1_8	Standard	12.500	4.29	19170.791	16981.521	14.112	11.0	-11.9	NO		NO	bb
8	8 180215M1_9	Standard	12.500	4.29	21129.461	14762.543	17.891	14.0	11.7	NO		NO	bb
9	9 180215M1_10	Standard	12.500	4.29	20031.479	14410.202	17.376	13.6	8.5	NO		NO	bb
10	10 180215M1_11	Standard	12.500	4.29	17057.188	13678.412	15.588	12.2	-2.7	NO		NO	bb

**Compound name: 13C5-PFNA**

Response Factor: 0.934915

RRF SD: 0.0665835, Relative SD: 7.12188

Response type: Internal Std ( Ref 59 ), Area \* ( IS Conc. / IS Area )

Curve type: RF

#	Name	Type	Std. Conc	RT	Area	IS Area	Response	Conc.	%Dev	Conc. Flag	CoD	CoD Flag	x=excluded
1	1 180215M1_2	Standard	12.500	4.76	16507.109	16211.709	12.728	13.6	8.9	NO		NO	bb
2	2 180215M1_3	Standard	12.500	4.74	16979.396	17984.922	11.801	12.6	1.0	NO		NO	bb
3	3 180215M1_4	Standard	12.500	4.73	12900.782	14593.831	11.050	11.8	-5.4	NO		NO	bb
4	4 180215M1_5	Standard	12.500	4.73	15250.569	16994.580	11.217	12.0	-4.0	NO		NO	bb
5	5 180215M1_6	Standard	12.500	4.72	13889.946	16426.039	10.570	11.3	-9.6	NO		NO	bb
6	6 180215M1_7	Standard	12.500	4.72	15347.631	16560.412	11.585	12.4	-0.9	NO		NO	bb
7	7 180215M1_8	Standard	12.500	4.73	17392.646	18665.389	11.648	12.5	-0.3	NO		NO	bb
8	8 180215M1_9	Standard	12.500	4.73	17711.832	16676.791	13.276	14.2	13.6	NO		NO	bb
9	9 180215M1_10	Standard	12.500	4.73	15218.840	15764.952	12.067	12.9	3.3	NO		NO	bb
10	10 180215M1_11	Standard	12.500	4.72	11909.611	13628.716	10.923	11.7	-6.5	NO		NO	bb

Dataset: F:\Projects\PFAS.PRO\Results\180215M1\180215M1-CRV.qld

Last Altered: Friday, February 16, 2018 09:12:54 Pacific Standard Time

Printed: Friday, February 16, 2018 10:41:13 Pacific Standard Time

**Compound name: 13C8-PFOSA**

Response Factor: 0.232312

RRF SD: 0.0238601, Relative SD: 10.2707

Response type: Internal Std ( Ref 62 ), Area \* ( IS Conc. / IS Area )

Curve type: RF

	# Name	Type	Std. Conc	RT	Area	IS Area	Response	Conc.	%Dev	Conc. Flag	CoD	CoD Flag	x=excluded
1	1 180215M1_2	Standard	12.500	4.82	3921.000	17035.766	2.877	12.4	-0.9	NO		NO	bb
2	2 180215M1_3	Standard	12.500	4.80	3929.819	21512.082	2.283	9.8	-21.4	NO		NO	bb
3	3 180215M1_4	Standard	12.500	4.79	3945.996	15707.847	3.140	13.5	8.1	NO		NO	bb
4	4 180215M1_5	Standard	12.500	4.79	4181.555	18490.506	2.827	12.2	-2.7	NO		NO	bb
5	5 180215M1_6	Standard	12.500	4.78	4587.967	17116.662	3.351	14.4	15.4	NO		NO	bb
6	6 180215M1_7	Standard	12.500	4.78	3740.599	16051.234	2.913	12.5	0.3	NO		NO	bb
7	7 180215M1_8	Standard	12.500	4.79	4074.443	19356.098	2.631	11.3	-9.4	NO		NO	bb
8	8 180215M1_9	Standard	12.500	4.78	4244.465	17110.037	3.101	13.3	6.8	NO		NO	bb
9	9 180215M1_10	Standard	12.500	4.78	4236.644	18738.205	2.826	12.2	-2.7	NO		NO	bb
10	10 180215M1_11	Standard	12.500	4.78	3560.814	14406.384	3.090	13.3	6.4	NO		NO	bb

**Compound name: 13C8-PFOS**

Response Factor: 1.05798

RRF SD: 0.0848025, Relative SD: 8.01553

Response type: Internal Std ( Ref 60 ), Area \* ( IS Conc. / IS Area )

Curve type: RF

	# Name	Type	Std. Conc	RT	Area	IS Area	Response	Conc.	%Dev	Conc. Flag	CoD	CoD Flag	x=excluded
1	1 180215M1_2	Standard	12.500	4.84	4010.270	3793.286	13.215	12.5	-0.1	NO		NO	bb
2	2 180215M1_3	Standard	12.500	4.82	3782.897	3665.565	12.900	12.2	-2.5	NO		NO	bb
3	3 180215M1_4	Standard	12.500	4.81	3291.600	3332.160	12.348	11.7	-6.6	NO		NO	bb
4	4 180215M1_5	Standard	12.500	4.81	3970.557	3701.419	13.409	12.7	1.4	NO		NO	bb
5	5 180215M1_6	Standard	12.500	4.81	4309.829	4021.551	13.396	12.7	1.3	NO		NO	bb
6	6 180215M1_7	Standard	12.500	4.81	3690.760	3813.132	12.099	11.4	-8.5	NO		NO	bb
7	7 180215M1_8	Standard	12.500	4.81	4026.547	4324.825	11.638	11.0	-12.0	NO		NO	bb
8	8 180215M1_9	Standard	12.500	4.81	4212.370	3835.011	13.730	13.0	3.8	NO		NO	bb
9	9 180215M1_10	Standard	12.500	4.81	4077.207	3347.033	15.227	14.4	15.1	NO		NO	bb
10	10 180215M1_11	Standard	12.500	4.81	3467.035	3033.673	14.286	13.5	8.0	NO		NO	bb

Dataset: F:\Projects\PFAS.PRO\Results\180215M1\180215M1-CRV.qld

Last Altered: Friday, February 16, 2018 09:12:54 Pacific Standard Time

Printed: Friday, February 16, 2018 10:41:13 Pacific Standard Time

**Compound name: 13C2-PFDA**

Response Factor: 0.943292

RRF SD: 0.097138, Relative SD: 10.2978

Response type: Internal Std ( Ref 61 ), Area \* ( IS Conc. / IS Area )

Curve type: RF

#	Name	Type	Std. Conc	RT	Area	IS Area	Response	Conc.	%Dev	Conc. Flag	CoD	CoD Flag	x=excluded
1	1 180215M1_2	Standard	12.500	5.13	16376.490	18138.760	11.286	12.0	-4.3	NO		NO	bb
2	2 180215M1_3	Standard	12.500	5.11	13702.297	15602.534	10.978	11.6	-6.9	NO		NO	bb
3	3 180215M1_4	Standard	12.500	5.11	14088.335	14996.750	11.743	12.4	-0.4	NO		NO	bb
4	4 180215M1_5	Standard	12.500	5.11	14449.853	16533.156	10.925	11.6	-7.3	NO		NO	bb
5	5 180215M1_6	Standard	12.500	5.11	16822.861	18578.322	11.319	12.0	-4.0	NO		NO	bb
6	6 180215M1_7	Standard	12.500	5.10	14045.361	16258.809	10.798	11.4	-8.4	NO		NO	bb
7	7 180215M1_8	Standard	12.500	5.10	18940.652	18202.518	13.007	13.8	10.3	NO		NO	bb
8	8 180215M1_9	Standard	12.500	5.10	15905.377	16275.787	12.216	12.9	3.6	NO		NO	bb
9	9 180215M1_10	Standard	12.500	5.11	13670.439	15531.535	11.002	11.7	-6.7	NO		NO	bb
10	10 180215M1_11	Standard	12.500	5.10	14244.923	12163.621	14.639	15.5	24.2	NO		NO	bb

**Compound name: d3-N-MeFOSAA**

Response Factor: 0.350452

RRF SD: 0.0379443, Relative SD: 10.8273

Response type: Internal Std ( Ref 62 ), Area \* ( IS Conc. / IS Area )

Curve type: RF

#	Name	Type	Std. Conc	RT	Area	IS Area	Response	Conc.	%Dev	Conc. Flag	CoD	CoD Flag	x=excluded
1	1 180215M1_2	Standard	12.500	5.28	6301.126	17035.766	4.623	13.2	5.5	NO		NO	bb
2	2 180215M1_3	Standard	12.500	5.26	6034.729	21512.082	3.507	10.0	-20.0	NO		NO	bb
3	3 180215M1_4	Standard	12.500	5.25	4606.009	15707.847	3.665	10.5	-16.3	NO		NO	bb
4	4 180215M1_5	Standard	12.500	5.25	6527.082	18490.506	4.412	12.6	0.7	NO		NO	bb
5	5 180215M1_6	Standard	12.500	5.25	6812.338	17116.662	4.975	14.2	13.6	NO		NO	bb
6	6 180215M1_7	Standard	12.500	5.25	5960.326	16051.234	4.642	13.2	6.0	NO		NO	bb
7	7 180215M1_8	Standard	12.500	5.25	6867.498	19356.098	4.435	12.7	1.2	NO		NO	bb
8	8 180215M1_9	Standard	12.500	5.24	6330.029	17110.037	4.624	13.2	5.6	NO		NO	bb
9	9 180215M1_10	Standard	12.500	5.25	6222.764	18738.205	4.151	11.8	-5.2	NO		NO	bb
10	10 180215M1_11	Standard	12.500	5.24	5499.158	14406.384	4.771	13.6	8.9	NO		NO	bb

Dataset: F:\Projects\PFAS.PRO\Results\180215M1\180215M1-CRV.qld

Last Altered: Friday, February 16, 2018 09:12:54 Pacific Standard Time

Printed: Friday, February 16, 2018 10:41:13 Pacific Standard Time

**Compound name: d5-N-EtFOSAA**

Response Factor: 0.37566

RRF SD: 0.0338671, Relative SD: 9.01537

Response type: Internal Std ( Ref 62 ), Area \* ( IS Conc. / IS Area )

Curve type: RF

	# Name	Type	Std. Conc	RT	Area	IS Area	Response	Conc.	%Dev	Conc. Flag	CoD	CoD Flag	x=excluded
1	1 180215M1_2	Standard	12.500	5.43	7041.406	17035.766	5.167	13.8	10.0	NO		NO	bb
2	2 180215M1_3	Standard	12.500	5.41	6757.053	21512.082	3.926	10.5	-16.4	NO		NO	bb
3	3 180215M1_4	Standard	12.500	5.41	6603.117	15707.847	5.255	14.0	11.9	NO		NO	bb
4	4 180215M1_5	Standard	12.500	5.41	7155.329	18490.506	4.837	12.9	3.0	NO		NO	bb
5	5 180215M1_6	Standard	12.500	5.41	6533.437	17116.662	4.771	12.7	1.6	NO		NO	bb
6	6 180215M1_7	Standard	12.500	5.40	6065.479	16051.234	4.724	12.6	0.6	NO		NO	bb
7	7 180215M1_8	Standard	12.500	5.40	6793.498	19356.098	4.387	11.7	-6.6	NO		NO	bb
8	8 180215M1_9	Standard	12.500	5.40	6888.204	17110.037	5.032	13.4	7.2	NO		NO	bb
9	9 180215M1_10	Standard	12.500	5.41	6288.384	18738.205	4.195	11.2	-10.7	NO		NO	bb
10	10 180215M1_11	Standard	12.500	5.40	5374.841	14406.384	4.664	12.4	-0.7	NO		NO	bb

**Compound name: 13C2-PFUdA**

Response Factor: 1.02009

RRF SD: 0.0895862, Relative SD: 8.78219

Response type: Internal Std ( Ref 62 ), Area \* ( IS Conc. / IS Area )

Curve type: RF

	# Name	Type	Std. Conc	RT	Area	IS Area	Response	Conc.	%Dev	Conc. Flag	CoD	CoD Flag	x=excluded
1	1 180215M1_2	Standard	12.500	5.46	17568.758	17035.766	12.891	12.6	1.1	NO		NO	bb
2	2 180215M1_3	Standard	12.500	5.43	17792.496	21512.082	10.339	10.1	-18.9	NO		NO	bb
3	3 180215M1_4	Standard	12.500	5.43	16972.533	15707.847	13.506	13.2	5.9	NO		NO	bb
4	4 180215M1_5	Standard	12.500	5.43	20930.969	18490.506	14.150	13.9	11.0	NO		NO	bb
5	5 180215M1_6	Standard	12.500	5.42	18488.133	17116.662	13.502	13.2	5.9	NO		NO	bb
6	6 180215M1_7	Standard	12.500	5.42	16287.046	16051.234	12.684	12.4	-0.5	NO		NO	bb
7	7 180215M1_8	Standard	12.500	5.42	20083.352	19356.098	12.970	12.7	1.7	NO		NO	bb
8	8 180215M1_9	Standard	12.500	5.42	18588.754	17110.037	13.580	13.3	6.5	NO		NO	bb
9	9 180215M1_10	Standard	12.500	5.42	17309.324	18738.205	11.547	11.3	-9.4	NO		NO	bb
10	10 180215M1_11	Standard	12.500	5.42	14225.635	14406.384	12.343	12.1	-3.2	NO		NO	bb

Dataset: F:\Projects\PFAS.PRO\Results\180215M1\180215M1-CRV.qld

Last Altered: Friday, February 16, 2018 09:12:54 Pacific Standard Time

Printed: Friday, February 16, 2018 10:41:13 Pacific Standard Time

**Compound name: 13C2-PFDoA**

Response Factor: 0.901977

RRF SD: 0.111213, Relative SD: 12.3299

Response type: Internal Std ( Ref 62 ), Area \* ( IS Conc. / IS Area )

Curve type: RF

#	Name	Type	Std. Conc	RT	Area	IS Area	Response	Conc.	%Dev	Conc. Flag	CoD	CoD Flag	x=excluded
1	1 180215M1_2	Standard	12.500	5.74	11275.336	17035.766	8.273	9.2	-26.6	NO		NO	bb
2	2 180215M1_3	Standard	12.500	5.71	17761.580	21512.082	10.321	11.4	-8.5	NO		NO	bb
3	3 180215M1_4	Standard	12.500	5.70	15183.119	15707.847	12.082	13.4	7.2	NO		NO	bb
4	4 180215M1_5	Standard	12.500	5.71	18485.438	18490.506	12.497	13.9	10.8	NO		NO	bb
5	5 180215M1_6	Standard	12.500	5.70	16876.551	17116.662	12.325	13.7	9.3	NO		NO	bb
6	6 180215M1_7	Standard	12.500	5.70	12424.903	16051.234	9.676	10.7	-14.2	NO		NO	bb
7	7 180215M1_8	Standard	12.500	5.70	18354.666	19356.098	11.853	13.1	5.1	NO		NO	bb
8	8 180215M1_9	Standard	12.500	5.70	16437.879	17110.037	12.009	13.3	6.5	NO		NO	bb
9	9 180215M1_10	Standard	12.500	5.70	17402.484	18738.205	11.609	12.9	3.0	NO		NO	bb
10	10 180215M1_11	Standard	12.500	5.70	13948.046	14406.384	12.102	13.4	7.3	NO		NO	bb

**Compound name: d3-N-MeFOSA**

Response Factor: 0.0987523

RRF SD: 0.0077055, Relative SD: 7.80286

Response type: Internal Std ( Ref 62 ), Area \* ( IS Conc. / IS Area )

Curve type: RF

#	Name	Type	Std. Conc	RT	Area	IS Area	Response	Conc.	%Dev	Conc. Flag	CoD	CoD Flag	x=excluded
1	1 180215M1_2	Standard	150.000	5.81	19604.898	17035.766	14.385	145.7	-2.9	NO		NO	bb
2	2 180215M1_3	Standard	150.000	5.78	21969.744	21512.082	12.766	129.3	-13.8	NO		NO	bb
3	3 180215M1_4	Standard	150.000	5.77	18249.217	15707.847	14.522	147.1	-2.0	NO		NO	bb
4	4 180215M1_5	Standard	150.000	5.77	21438.350	18490.506	14.493	146.8	-2.2	NO		NO	bb
5	5 180215M1_6	Standard	150.000	5.77	21661.563	17116.662	15.819	160.2	6.8	NO		NO	bb
6	6 180215M1_7	Standard	150.000	5.77	18968.270	16051.234	14.772	149.6	-0.3	NO		NO	bb
7	7 180215M1_8	Standard	150.000	5.77	22121.604	19356.098	14.286	144.7	-3.6	NO		NO	bb
8	8 180215M1_9	Standard	150.000	5.77	21174.520	17110.037	15.469	156.6	4.4	NO		NO	bb
9	9 180215M1_10	Standard	150.000	5.77	21641.900	18738.205	14.437	146.2	-2.5	NO		NO	bb
10	10 180215M1_11	Standard	150.000	5.77	19799.229	14406.384	17.179	174.0	16.0	NO		NO	bb

Dataset: F:\Projects\PFAS.PRO\Results\180215M1\180215M1-CRV.qld

Last Altered: Friday, February 16, 2018 09:12:54 Pacific Standard Time

Printed: Friday, February 16, 2018 10:41:13 Pacific Standard Time

**Compound name: 13C2-PFTeDA**

Response Factor: 0.420402

RRF SD: 0.0495078, Relative SD: 11.7763

Response type: Internal Std ( Ref 62 ), Area \* ( IS Conc. / IS Area )

Curve type: RF

	# Name	Type	Std. Conc	RT	Area	IS Area	Response	Conc.	%Dev	Conc. Flag	CoD	CoD Flag	x=excluded
1	1 180215M1_2	Standard	12.500	6.19	6711.278	17035.766	4.924	11.7	-6.3	NO		NO	bb
2	2 180215M1_3	Standard	12.500	6.18	7327.972	21512.082	4.258	10.1	-19.0	NO		NO	bb
3	3 180215M1_4	Standard	12.500	6.17	6266.079	15707.847	4.986	11.9	-5.1	NO		NO	bb
4	4 180215M1_5	Standard	12.500	6.17	8147.728	18490.506	5.508	13.1	4.8	NO		NO	bb
5	5 180215M1_6	Standard	12.500	6.17	7279.959	17116.662	5.316	12.6	1.2	NO		NO	bb
6	6 180215M1_7	Standard	12.500	6.16	6624.775	16051.234	5.159	12.3	-1.8	NO		NO	bb
7	7 180215M1_8	Standard	12.500	6.17	8577.013	19356.098	5.539	13.2	5.4	NO		NO	bb
8	8 180215M1_9	Standard	12.500	6.17	7370.625	17110.037	5.385	12.8	2.5	NO		NO	bb
9	9 180215M1_10	Standard	12.500	6.17	7245.924	18738.205	4.834	11.5	-8.0	NO		NO	bb
10	10 180215M1_11	Standard	12.500	6.16	7653.171	14406.384	6.640	15.8	26.4	NO		NO	bb

**Compound name: d5-N-ETFOSA**

Response Factor: 0.141814

RRF SD: 0.0110175, Relative SD: 7.76902

Response type: Internal Std ( Ref 62 ), Area \* ( IS Conc. / IS Area )

Curve type: RF

	# Name	Type	Std. Conc	RT	Area	IS Area	Response	Conc.	%Dev	Conc. Flag	CoD	CoD Flag	x=excluded
1	1 180215M1_2	Standard	150.000	6.18	30619.340	17035.766	22.467	158.4	5.6	NO		NO	bb
2	2 180215M1_3	Standard	150.000	6.16	31501.219	21512.082	18.304	129.1	-14.0	NO		NO	bb
3	3 180215M1_4	Standard	150.000	6.16	26827.113	15707.847	21.348	150.5	0.4	NO		NO	bb
4	4 180215M1_5	Standard	150.000	6.16	32382.379	18490.506	21.891	154.4	2.9	NO		NO	bb
5	5 180215M1_6	Standard	150.000	6.15	32145.125	17116.662	23.475	165.5	10.4	NO		NO	bb
6	6 180215M1_7	Standard	150.000	6.15	29651.379	16051.234	23.091	162.8	8.6	NO		NO	bb
7	7 180215M1_8	Standard	150.000	6.15	32022.359	19356.098	20.680	145.8	-2.8	NO		NO	MM
8	8 180215M1_9	Standard	150.000	6.15	29729.393	17110.037	21.719	153.2	2.1	NO		NO	bb
9	9 180215M1_10	Standard	150.000	6.16	28569.762	18738.205	19.058	134.4	-10.4	NO		NO	bb
10	10 180215M1_11	Standard	150.000	6.15	23840.684	14406.384	20.686	145.9	-2.8	NO		NO	bb

Dataset: F:\Projects\PFAS.PRO\Results\180215M1\180215M1-CRV.qld

Last Altered: Friday, February 16, 2018 09:12:54 Pacific Standard Time

Printed: Friday, February 16, 2018 10:41:13 Pacific Standard Time

**Compound name: 13C2-PFHxDA**

Response Factor: 0.697238

RRF SD: 0.0876333, Relative SD: 12.5686

Response type: Internal Std ( Ref 62 ), Area \* ( IS Conc. / IS Area )

Curve type: RF

#	Name	Type	Std. Conc	RT	Area	IS Area	Response	Conc.	%Dev	Conc. Flag	CoD	CoD Flag	x=excluded
1	1 180215M1_2	Standard	5.000	6.51	4236.910	17035.766	3.109	4.5	-10.8	NO		NO	bb
2	2 180215M1_3	Standard	5.000	6.49	4903.592	21512.082	2.849	4.1	-18.3	NO		NO	bb
3	3 180215M1_4	Standard	5.000	6.49	4178.353	15707.847	3.325	4.8	-4.6	NO		NO	bb
4	4 180215M1_5	Standard	5.000	6.49	5037.658	18490.506	3.406	4.9	-2.3	NO		NO	bb
5	5 180215M1_6	Standard	5.000	6.49	5451.485	17116.662	3.981	5.7	14.2	NO		NO	bb
6	6 180215M1_7	Standard	5.000	6.49	4585.531	16051.234	3.571	5.1	2.4	NO		NO	bb
7	7 180215M1_8	Standard	5.000	6.49	4549.270	19356.098	2.938	4.2	-15.7	NO		NO	bb
8	8 180215M1_9	Standard	5.000	6.49	5167.224	17110.037	3.775	5.4	8.3	NO		NO	bb
9	9 180215M1_10	Standard	5.000	6.49	5640.108	18738.205	3.762	5.4	7.9	NO		NO	bb
10	10 180215M1_11	Standard	5.000	6.49	4777.941	14406.384	4.146	5.9	18.9	NO		NO	bb

**Compound name: d7-N-MeFOSE**

Response Factor: 0.119342

RRF SD: 0.0130519, Relative SD: 10.9366

Response type: Internal Std ( Ref 62 ), Area \* ( IS Conc. / IS Area )

Curve type: RF

#	Name	Type	Std. Conc	RT	Area	IS Area	Response	Conc.	%Dev	Conc. Flag	CoD	CoD Flag	x=excluded
1	1 180215M1_2	Standard	150.000	6.29	23100.945	17035.766	16.950	142.0	-5.3	NO		NO	bd
2	2 180215M1_3	Standard	150.000	6.28	25344.533	21512.082	14.727	123.4	-17.7	NO		NO	MM
3	3 180215M1_4	Standard	150.000	6.27	21005.521	15707.847	16.716	140.1	-6.6	NO		NO	bb
4	4 180215M1_5	Standard	150.000	6.28	24100.199	18490.506	16.292	136.5	-9.0	NO		NO	bb
5	5 180215M1_6	Standard	150.000	6.27	25368.016	17116.662	18.526	155.2	3.5	NO		NO	bb
6	6 180215M1_7	Standard	150.000	6.27	24716.000	16051.234	19.248	161.3	7.5	NO		NO	bb
7	7 180215M1_8	Standard	150.000	6.27	26895.047	19356.098	17.369	145.5	-3.0	NO		NO	bb
8	8 180215M1_9	Standard	150.000	6.27	27155.734	17110.037	19.839	166.2	10.8	NO		NO	MM
9	9 180215M1_10	Standard	150.000	6.27	26686.254	18738.205	17.802	149.2	-0.6	NO		NO	MM
10	10 180215M1_11	Standard	150.000	6.27	24829.709	14406.384	21.544	180.5	20.3	NO		NO	bb

Dataset: F:\Projects\PFAS.PRO\Results\180215M1\180215M1-CRV.qld

Last Altered: Friday, February 16, 2018 09:12:54 Pacific Standard Time

Printed: Friday, February 16, 2018 10:41:13 Pacific Standard Time

**Compound name: d9-N-EtFOSE**

Response Factor: 0.121016

RRF SD: 0.0134045, Relative SD: 11.0766

Response type: Internal Std ( Ref 62 ), Area \* ( IS Conc. / IS Area )

Curve type: RF

#	Name	Type	Std. Conc	RT	Area	IS Area	Response	Conc.	%Dev	Conc. Flag	CoD	CoD Flag	x=excluded
1	1 180215M1_2	Standard	150.000	6.44	23657.893	17035.766	17.359	143.4	-4.4	NO		NO	bb
2	2 180215M1_3	Standard	150.000	6.43	27195.191	21512.082	15.802	130.6	-12.9	NO		NO	bb
3	3 180215M1_4	Standard	150.000	6.43	23119.459	15707.847	18.398	152.0	1.4	NO		NO	bb
4	4 180215M1_5	Standard	150.000	6.43	25394.150	18490.506	17.167	141.9	-5.4	NO		NO	bb
5	5 180215M1_6	Standard	150.000	6.43	25115.338	17116.662	18.341	151.6	1.0	NO		NO	bb
6	6 180215M1_7	Standard	150.000	6.43	24484.998	16051.234	19.068	157.6	5.0	NO		NO	bb
7	7 180215M1_8	Standard	150.000	6.43	23000.010	19356.098	14.853	122.7	-18.2	NO		NO	MM
8	8 180215M1_9	Standard	150.000	6.43	30136.359	17110.037	22.017	181.9	21.3	NO		NO	bb
9	9 180215M1_10	Standard	150.000	6.43	29129.631	18738.205	19.432	160.6	7.0	NO		NO	MM
10	10 180215M1_11	Standard	150.000	6.43	21998.324	14406.384	19.087	157.7	5.2	NO		NO	bb

**Compound name: 13C4-PFBA**

Response Factor: 1

RRF SD: 1.33432e-016, Relative SD: 1.33432e-014

Response type: Internal Std ( Ref 55 ), Area \* ( IS Conc. / IS Area )

Curve type: RF

#	Name	Type	Std. Conc	RT	Area	IS Area	Response	Conc.	%Dev	Conc. Flag	CoD	CoD Flag	x=excluded
1	1 180215M1_2	Standard	12.500	1.46	14794.969	14794.969	12.500	12.5	0.0	NO		NO	MM
2	2 180215M1_3	Standard	12.500	1.44	15091.756	15091.756	12.500	12.5	0.0	NO		NO	MM
3	3 180215M1_4	Standard	12.500	1.42	12879.798	12879.798	12.500	12.5	0.0	NO		NO	MM
4	4 180215M1_5	Standard	12.500	1.42	15828.141	15828.141	12.500	12.5	0.0	NO		NO	MM
5	5 180215M1_6	Standard	12.500	1.42	15747.506	15747.506	12.500	12.5	0.0	NO		NO	MM
6	6 180215M1_7	Standard	12.500	1.42	14048.063	14048.063	12.500	12.5	0.0	NO		NO	MM
7	7 180215M1_8	Standard	12.500	1.41	16627.377	16627.377	12.500	12.5	0.0	NO		NO	MM
8	8 180215M1_9	Standard	12.500	1.42	15482.150	15482.150	12.500	12.5	0.0	NO		NO	MM
9	9 180215M1_10	Standard	12.500	1.42	16732.459	16732.459	12.500	12.5	0.0	NO		NO	MM
10	10 180215M1_11	Standard	12.500	1.41	14182.031	14182.031	12.500	12.5	0.0	NO		NO	MM



Dataset: F:\Projects\PFAS.PRO\Results\180215M1\180215M1-CRV.qld

Last Altered: Friday, February 16, 2018 09:12:54 Pacific Standard Time

Printed: Friday, February 16, 2018 10:41:13 Pacific Standard Time

**Compound name: 13C5-PFHxA**

Response Factor: 1

RRF SD: 9.06493e-017, Relative SD: 9.06493e-015

Response type: Internal Std ( Ref 56 ), Area \* ( IS Conc. / IS Area )

Curve type: RF

	# Name	Type	Std. Conc	RT	Area	IS Area	Response	Conc.	%Dev	Conc. Flag	CoD	CoD Flag	x=excluded
1	1 180215M1_2	Standard	12.500	3.20	17798.586	17798.586	12.500	12.5	0.0	NO		NO	bb
2	2 180215M1_3	Standard	12.500	3.16	18046.453	18046.453	12.500	12.5	0.0	NO		NO	bb
3	3 180215M1_4	Standard	12.500	3.14	14467.108	14467.108	12.500	12.5	0.0	NO		NO	bb
4	4 180215M1_5	Standard	12.500	3.14	16770.453	16770.453	12.500	12.5	0.0	NO		NO	bb
5	5 180215M1_6	Standard	12.500	3.14	17060.563	17060.563	12.500	12.5	0.0	NO		NO	bb
6	6 180215M1_7	Standard	12.500	3.14	15158.361	15158.361	12.500	12.5	0.0	NO		NO	bb
7	7 180215M1_8	Standard	12.500	3.14	17355.365	17355.365	12.500	12.5	0.0	NO		NO	bb
8	8 180215M1_9	Standard	12.500	3.14	16974.213	16974.213	12.500	12.5	0.0	NO		NO	bb
9	9 180215M1_10	Standard	12.500	3.14	17212.309	17212.309	12.500	12.5	0.0	NO		NO	bb
10	10 180215M1_11	Standard	12.500	3.14	13048.977	13048.977	12.500	12.5	0.0	NO		NO	bb

**Compound name: 13C3-PFHxS**

Response Factor: 1

RRF SD: 1.38469e-016, Relative SD: 1.38469e-014

Response type: Internal Std ( Ref 57 ), Area \* ( IS Conc. / IS Area )

Curve type: RF

	# Name	Type	Std. Conc	RT	Area	IS Area	Response	Conc.	%Dev	Conc. Flag	CoD	CoD Flag	x=excluded
1	1 180215M1_2	Standard	12.500	3.96	4024.414	4024.414	12.500	12.5	0.0	NO		NO	bb
2	2 180215M1_3	Standard	12.500	3.93	3864.946	3864.946	12.500	12.5	0.0	NO		NO	bb
3	3 180215M1_4	Standard	12.500	3.92	3411.969	3411.969	12.500	12.5	0.0	NO		NO	bb
4	4 180215M1_5	Standard	12.500	3.92	4175.054	4175.054	12.500	12.5	0.0	NO		NO	bb
5	5 180215M1_6	Standard	12.500	3.92	4223.610	4223.610	12.500	12.5	0.0	NO		NO	bb
6	6 180215M1_7	Standard	12.500	3.92	3397.303	3397.303	12.500	12.5	0.0	NO		NO	bb
7	7 180215M1_8	Standard	12.500	3.92	4041.878	4041.878	12.500	12.5	0.0	NO		NO	bb
8	8 180215M1_9	Standard	12.500	3.92	4075.229	4075.229	12.500	12.5	0.0	NO		NO	bb
9	9 180215M1_10	Standard	12.500	3.92	3581.739	3581.739	12.500	12.5	0.0	NO		NO	bb
10	10 180215M1_11	Standard	12.500	3.92	3389.951	3389.951	12.500	12.5	0.0	NO		NO	bb

Dataset: F:\Projects\PFAS.PRO\Results\180215M1\180215M1-CRV.qld

Last Altered: Friday, February 16, 2018 09:12:54 Pacific Standard Time

Printed: Friday, February 16, 2018 10:41:13 Pacific Standard Time

**Compound name: 13C8-PFOA**

Response Factor: 1

RRF SD: 1.04673e-016, Relative SD: 1.04673e-014

Response type: Internal Std ( Ref 58 ), Area \* ( IS Conc. / IS Area )

Curve type: RF

	# Name	Type	Std. Conc	RT	Area	IS Area	Response	Conc.	%Dev	Conc. Flag	CoD	CoD Flag	x=excluded
1	1 180215M1_2	Standard	12.500	4.33	17289.170	17289.170	12.500	12.5	0.0	NO		NO	bb
2	2 180215M1_3	Standard	12.500	4.30	14329.276	14329.276	12.500	12.5	0.0	NO		NO	bb
3	3 180215M1_4	Standard	12.500	4.29	12454.252	12454.252	12.500	12.5	0.0	NO		NO	bb
4	4 180215M1_5	Standard	12.500	4.29	16437.367	16437.367	12.500	12.5	0.0	NO		NO	bb
5	5 180215M1_6	Standard	12.500	4.29	15417.768	15417.768	12.500	12.5	0.0	NO		NO	bb
6	6 180215M1_7	Standard	12.500	4.29	15284.487	15284.487	12.500	12.5	0.0	NO		NO	bb
7	7 180215M1_8	Standard	12.500	4.29	16981.521	16981.521	12.500	12.5	0.0	NO		NO	bb
8	8 180215M1_9	Standard	12.500	4.29	14762.543	14762.543	12.500	12.5	0.0	NO		NO	bb
9	9 180215M1_10	Standard	12.500	4.29	14410.202	14410.202	12.500	12.5	0.0	NO		NO	bb
10	10 180215M1_11	Standard	12.500	4.29	13678.412	13678.412	12.500	12.5	0.0	NO		NO	bb

**Compound name: 13C9-PFNA**

Response Factor: 1

RRF SD: 0, Relative SD: 0

Response type: Internal Std ( Ref 59 ), Area \* ( IS Conc. / IS Area )

Curve type: RF

	# Name	Type	Std. Conc	RT	Area	IS Area	Response	Conc.	%Dev	Conc. Flag	CoD	CoD Flag	x=excluded
1	1 180215M1_2	Standard	12.500	4.76	16211.709	16211.709	12.500	12.5	0.0	NO		NO	bb
2	2 180215M1_3	Standard	12.500	4.74	17984.922	17984.922	12.500	12.5	0.0	NO		NO	bb
3	3 180215M1_4	Standard	12.500	4.73	14593.831	14593.831	12.500	12.5	0.0	NO		NO	bb
4	4 180215M1_5	Standard	12.500	4.73	16994.580	16994.580	12.500	12.5	0.0	NO		NO	bb
5	5 180215M1_6	Standard	12.500	4.73	16426.039	16426.039	12.500	12.5	0.0	NO		NO	bb
6	6 180215M1_7	Standard	12.500	4.73	16560.412	16560.412	12.500	12.5	0.0	NO		NO	bb
7	7 180215M1_8	Standard	12.500	4.73	18665.389	18665.389	12.500	12.5	0.0	NO		NO	bb
8	8 180215M1_9	Standard	12.500	4.73	16676.791	16676.791	12.500	12.5	0.0	NO		NO	bb
9	9 180215M1_10	Standard	12.500	4.73	15764.952	15764.952	12.500	12.5	0.0	NO		NO	bb
10	10 180215M1_11	Standard	12.500	4.73	13628.716	13628.716	12.500	12.5	0.0	NO		NO	bb

Dataset: F:\Projects\PFAS.PRO\Results\180215M1\180215M1-CRV.qld

Last Altered: Friday, February 16, 2018 09:12:54 Pacific Standard Time

Printed: Friday, February 16, 2018 10:41:13 Pacific Standard Time

**Compound name: 13C4-PFOS**

Response Factor: 1

RRF SD: 0, Relative SD: 0

Response type: Internal Std ( Ref 60 ), Area \* ( IS Conc. / IS Area )

Curve type: RF

#	Name	Type	Std. Conc	RT	Area	IS Area	Response	Conc.	%Dev	Conc. Flag	CoD	CoD Flag	x=excluded
1	1 180215M1_2	Standard	12.500	4.85	3793.286	3793.286	12.500	12.5	0.0	NO		NO	bb
2	2 180215M1_3	Standard	12.500	4.82	3665.565	3665.565	12.500	12.5	0.0	NO		NO	bb
3	3 180215M1_4	Standard	12.500	4.81	3332.160	3332.160	12.500	12.5	0.0	NO		NO	bb
4	4 180215M1_5	Standard	12.500	4.81	3701.419	3701.419	12.500	12.5	0.0	NO		NO	bb
5	5 180215M1_6	Standard	12.500	4.81	4021.551	4021.551	12.500	12.5	0.0	NO		NO	bb
6	6 180215M1_7	Standard	12.500	4.81	3813.132	3813.132	12.500	12.5	0.0	NO		NO	bb
7	7 180215M1_8	Standard	12.500	4.81	4324.825	4324.825	12.500	12.5	0.0	NO		NO	bb
8	8 180215M1_9	Standard	12.500	4.81	3835.011	3835.011	12.500	12.5	0.0	NO		NO	bb
9	9 180215M1_10	Standard	12.500	4.81	3347.033	3347.033	12.500	12.5	0.0	NO		NO	bb
10	10 180215M1_11	Standard	12.500	4.81	3033.673	3033.673	12.500	12.5	0.0	NO		NO	bb

**Compound name: 13C6-PFDA**

Response Factor: 1

RRF SD: 0, Relative SD: 0

Response type: Internal Std ( Ref 61 ), Area \* ( IS Conc. / IS Area )

Curve type: RF

#	Name	Type	Std. Conc	RT	Area	IS Area	Response	Conc.	%Dev	Conc. Flag	CoD	CoD Flag	x=excluded
1	1 180215M1_2	Standard	12.500	5.13	18138.760	18138.760	12.500	12.5	0.0	NO		NO	bb
2	2 180215M1_3	Standard	12.500	5.11	15602.534	15602.534	12.500	12.5	0.0	NO		NO	bb
3	3 180215M1_4	Standard	12.500	5.11	14996.750	14996.750	12.500	12.5	0.0	NO		NO	bb
4	4 180215M1_5	Standard	12.500	5.11	16533.156	16533.156	12.500	12.5	0.0	NO		NO	bb
5	5 180215M1_6	Standard	12.500	5.11	18578.322	18578.322	12.500	12.5	0.0	NO		NO	bb
6	6 180215M1_7	Standard	12.500	5.10	16258.809	16258.809	12.500	12.5	0.0	NO		NO	bb
7	7 180215M1_8	Standard	12.500	5.10	18202.518	18202.518	12.500	12.5	0.0	NO		NO	bb
8	8 180215M1_9	Standard	12.500	5.10	16275.787	16275.787	12.500	12.5	0.0	NO		NO	bb
9	9 180215M1_10	Standard	12.500	5.11	15531.535	15531.535	12.500	12.5	0.0	NO		NO	bb
10	10 180215M1_11	Standard	12.500	5.10	12163.621	12163.621	12.500	12.5	0.0	NO		NO	bb

Dataset: F:\Projects\PFAS.PRO\Results\180215M1\180215M1-CRV.qld

Last Altered: Friday, February 16, 2018 09:12:54 Pacific Standard Time

Printed: Friday, February 16, 2018 10:41:13 Pacific Standard Time

**Compound name: 13C7-PFUdA**

Response Factor: 1

RRF SD: 5.23364e-017, Relative SD: 5.23364e-015

Response type: Internal Std ( Ref 62 ), Area \* ( IS Conc. / IS Area )

Curve type: RF

	# Name	Type	Std. Conc	RT	Area	IS Area	Response	Conc.	%Dev	Conc. Flag	CoD	CoD Flag	x=excluded
1	1 180215M1_2	Standard	12.500	5.46	17035.766	17035.766	12.500	12.5	0.0	NO		NO	bb
2	2 180215M1_3	Standard	12.500	5.43	21512.082	21512.082	12.500	12.5	0.0	NO		NO	bb
3	3 180215M1_4	Standard	12.500	5.43	15707.847	15707.847	12.500	12.5	0.0	NO		NO	bb
4	4 180215M1_5	Standard	12.500	5.43	18490.506	18490.506	12.500	12.5	0.0	NO		NO	bb
5	5 180215M1_6	Standard	12.500	5.43	17116.662	17116.662	12.500	12.5	0.0	NO		NO	bb
6	6 180215M1_7	Standard	12.500	5.42	16051.234	16051.234	12.500	12.5	0.0	NO		NO	bb
7	7 180215M1_8	Standard	12.500	5.43	19356.098	19356.098	12.500	12.5	0.0	NO		NO	bb
8	8 180215M1_9	Standard	12.500	5.43	17110.037	17110.037	12.500	12.5	0.0	NO		NO	bb
9	9 180215M1_10	Standard	12.500	5.43	18738.205	18738.205	12.500	12.5	0.0	NO		NO	bb
10	10 180215M1_11	Standard	12.500	5.43	14406.384	14406.384	12.500	12.5	0.0	NO		NO	bb

Dataset: F:\Projects\PFAS.PRO\Results\180215M1\180215M1-CRV.qld

Last Altered: Friday, February 16, 2018 11:08:51 Pacific Standard Time

Printed: Friday, February 16, 2018 11:09:49 Pacific Standard Time

Method: F:\Projects\PFAS.PRO\MethDB\PFAS\_FULL\_80C\_021318.mdb 15 Feb 2018 10:31:04

Calibration: F:\Projects\PFAS.PRO\CurveDB\C18\_VAL-PFAS\_Q4\_02-15-18-FULL.cdb 16 Feb 2018 11:08:51

Name: 180215M1\_2, Date: 15-Feb-2018, Time: 16:57:41, ID: ST180215M1-1 PFC CS-2 18B0810, Description: PFC CS-2 18B0810

#	Name	IS#	CoD	CoD Flag	%RSD
1	1 PFBA	34	0.9975	NO	
2	2 PFPeA	35	0.9987	NO	
3	3 PFBS	36	0.9964	NO	
4	4 4:2 FTS	36	0.9970	NO	
5	5 PFHxA	37	0.9971	NO	
6	6 PFPeS	36	0.9946	NO	
7	7 PFHpA	38	0.9993	NO	
8	8 L-PFHxS	39	0.9953	NO	
9	10 6:2 FTS	40	0.9969	NO	
10	11 L-PFOA	40	0.9931	NO	
11	13 PFHpS	43	0.9977	NO	
12	14 PFNA	41	0.9991	NO	
13	15 PFOSA	42	0.9978	NO	
14	16 L-PFOS	43	0.9979	NO	
15	18 PFDA	44	0.9993	NO	
16	19 8:2 FTS	40	0.9985	NO	
17	20 PFNS	43	0.9991	NO	
18	21 N-MeFOSAA	45	0.9972	NO	
19	22 N-EtFOSAA	46	0.9985	NO	
20	23 PFUdA	47	0.9922	NO	
21	24 PFDS	48	0.9969	NO	
22	25 PFDaA	48	0.9986	NO	
23	26 N-MeFOSA	49	0.9909	NO	
24	27 PFTTrDA	48	0.9979	NO	
25	28 PFTeDA	50	0.9982	NO	
26	29 N-EtFOSA	51	0.9984	NO	
27	30 PFHxDA	52	0.9948	NO	
28	31 PFODA	52	0.9926	NO	
29	32 N-MeFOSE	53	0.9969	NO	
30	33 N-EtFOSE	54	0.9926	NO	

Dataset: Untitled

Last Altered: Friday, February 16, 2018 11:00:15 Pacific Standard Time

Printed: Friday, February 16, 2018 11:00:56 Pacific Standard Time

Method: F:\Projects\PFAS.PRO\MethDB\PFAS\_FULL\_80C\_021318.mdb 15 Feb 2018 10:31:04

Calibration: F:\Projects\PFAS.PRO\CurveDB\C18\_VAL-PFAS\_Q4\_02-15-18-FULL.cdb 16 Feb 2018 09:12:54

Compound name: PFBA

	Name	ID	Acq.Date	Acq.Time
1	180215M1_1	IPA	15-Feb-18	16:46:16
2	180215M1_2	ST180215M1-1 PFC CS-2 18B0810	15-Feb-18	16:57:41
3	180215M1_3	ST180215M1-2 PFC CS-1 18B0811	15-Feb-18	17:09:08
4	180215M1_4	ST180215M1-3 PFC CS0 18B0812	15-Feb-18	17:20:34
5	180215M1_5	ST180215M1-4 PFC CS1 18B0813	15-Feb-18	17:32:04
6	180215M1_6	ST180215M1-5 PFC CS2 18B0814	15-Feb-18	17:43:33
7	180215M1_7	ST180215M1-6 PFC CS3 18B0815	15-Feb-18	17:55:01
8	180215M1_8	ST180215M1-7 PFC CS4 18B0816	15-Feb-18	18:06:27
9	180215M1_9	ST180215M1-8 PFC CS5 18B0817	15-Feb-18	18:17:55
10	180215M1_10	ST180215M1-9 PFC CS6 18B0818	15-Feb-18	18:29:24
11	180215M1_11	ST180215M1-10 PFC CS7 18B0819	15-Feb-18	18:40:54
12	180215M1_12	IPA	15-Feb-18	18:52:21
13	180215M1_13	ICV180215M1-1 PFC ICV 18B0809	15-Feb-18	19:03:49
14	180215M1_14	IPA	15-Feb-18	19:15:19

Dataset: F:\Projects\PFAS.PRO\Results\180215M1\180215M1-CRV.qld

Last Altered: Friday, February 16, 2018 09:12:54 Pacific Standard Time

Printed: Friday, February 16, 2018 10:33:31 Pacific Standard Time

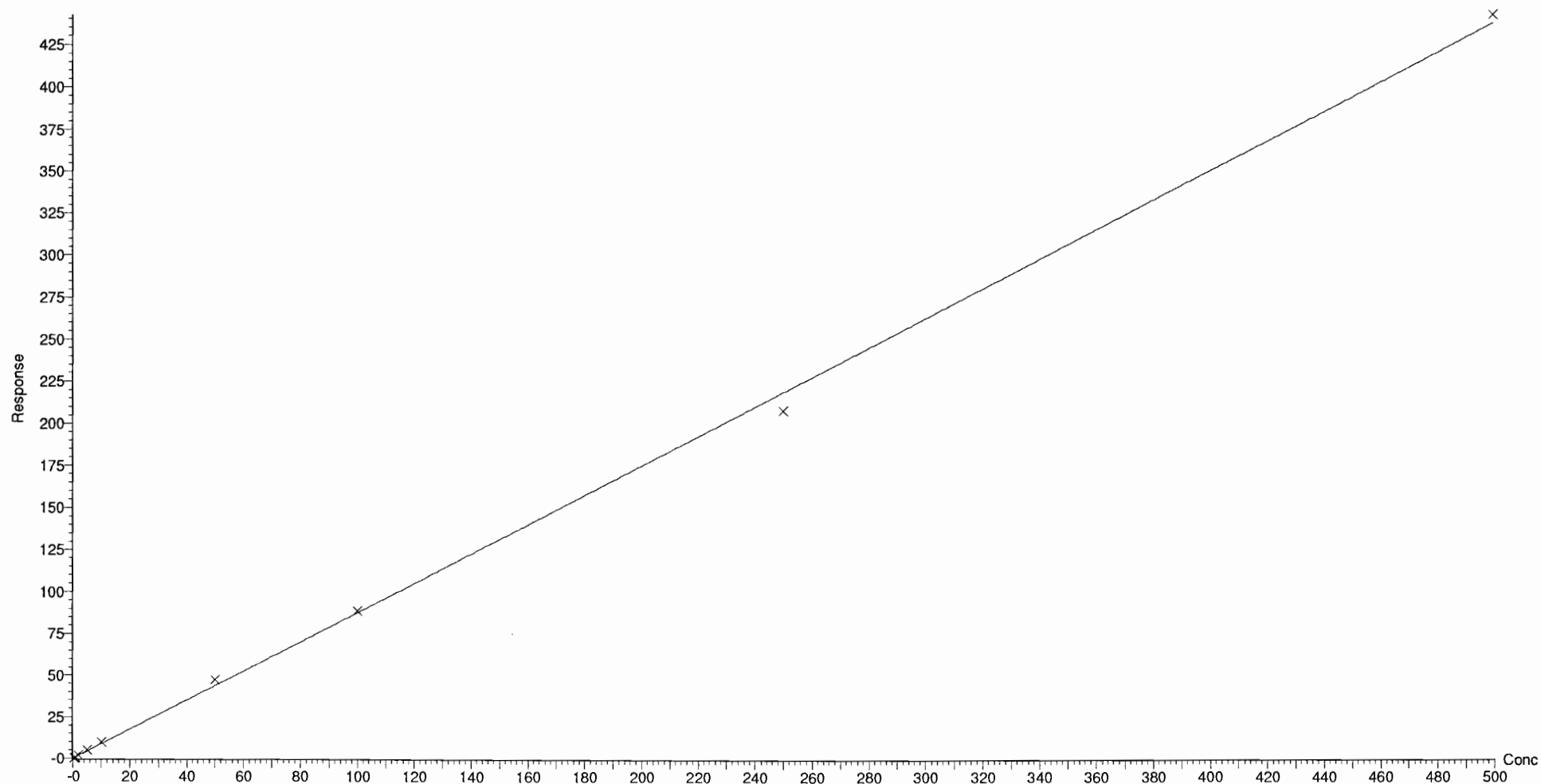
Compound name: PFPeA

Correlation coefficient:  $r = 0.999329$ ,  $r^2 = 0.998658$

Calibration curve:  $0.875113 * x + 0.0810973$

Response type: Internal Std ( Ref 35 ), Area \* ( IS Conc. / IS Area )

Curve type: Linear, Origin: Exclude, Weighting: 1/x, Axis trans: None



Dataset: F:\Projects\PFAS.PRO\Results\180215M1\180215M1-CRV.qld

Last Altered: Friday, February 16, 2018 09:12:54 Pacific Standard Time

Printed: Friday, February 16, 2018 10:33:31 Pacific Standard Time

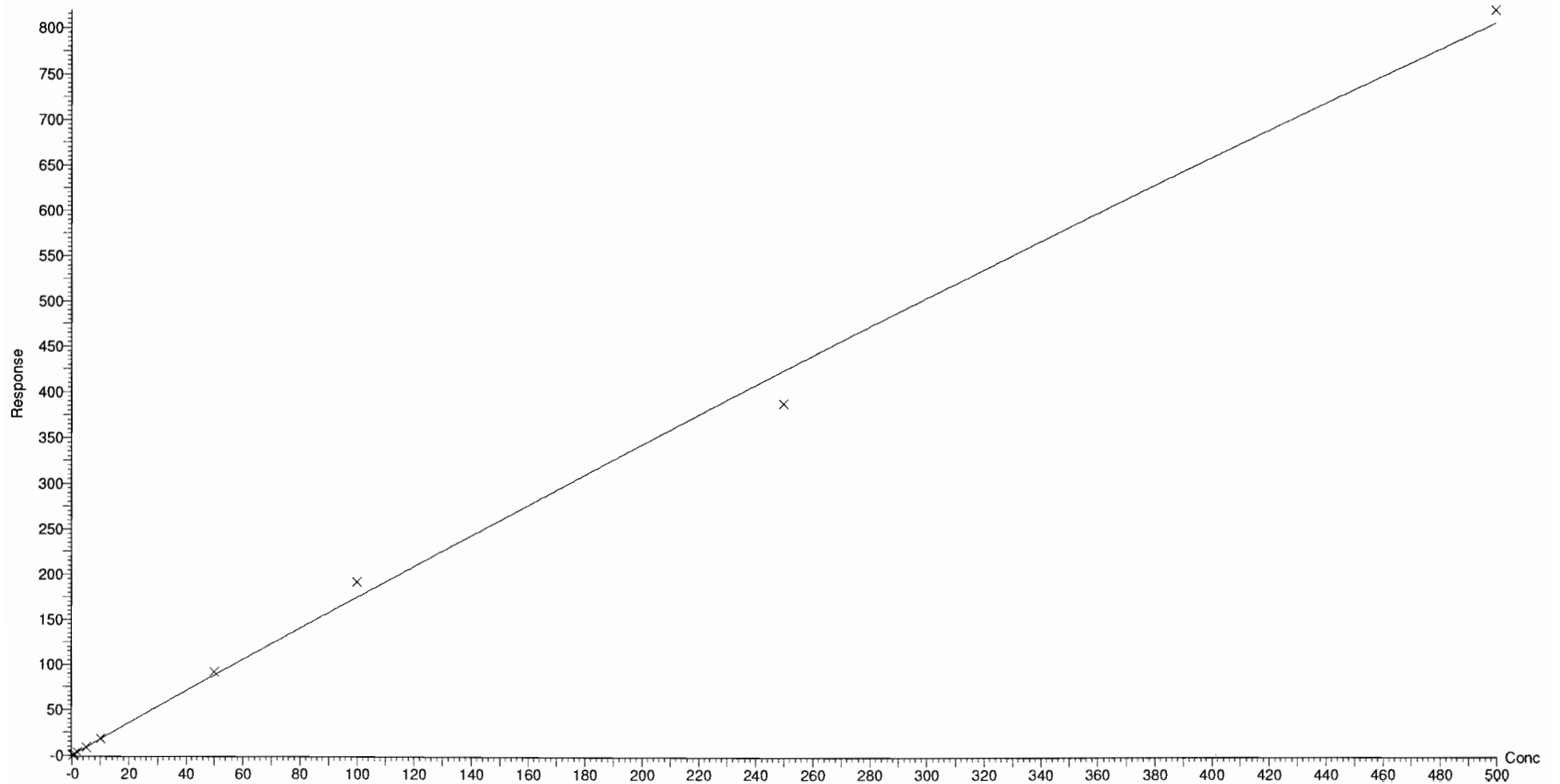
Compound name: PFBS

Coefficient of Determination:  $R^2 = 0.996441$

Calibration curve:  $-0.00034749 * x^2 + 1.78429 * x + 0.0697124$

Response type: Internal Std ( Ref 36 ), Area \* ( IS Conc. / IS Area )

Curve type: 2nd Order, Origin: Exclude, Weighting: 1/x, Axis trans: None





Dataset: F:\Projects\PFAS.PRO\Results\180215M1\180215M1-CRV.qld

Last Altered: Friday, February 16, 2018 09:12:54 Pacific Standard Time

Printed: Friday, February 16, 2018 10:33:31 Pacific Standard Time

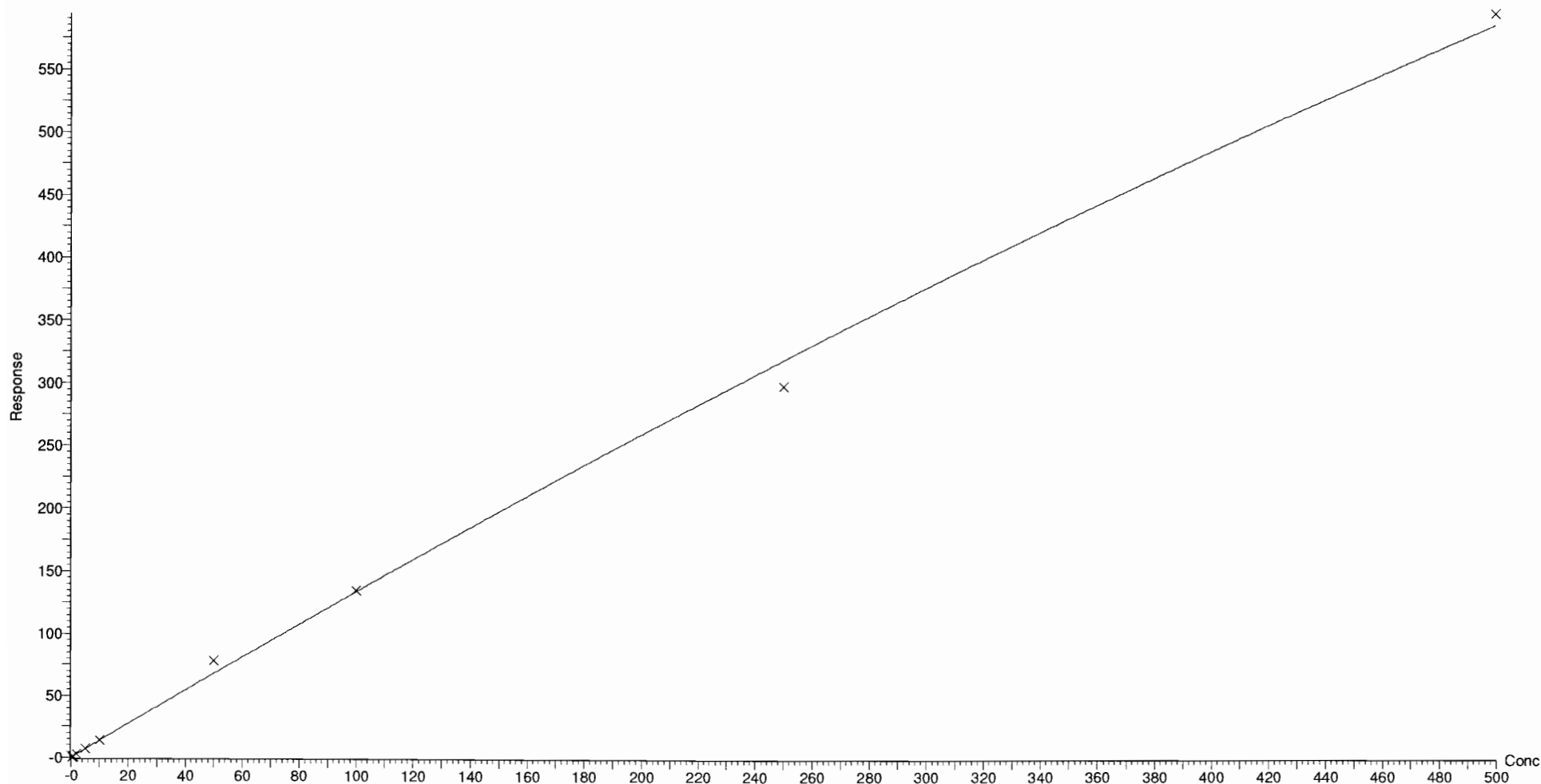
Compound name: 4:2 FTS

Coefficient of Determination:  $R^2 = 0.997045$

Calibration curve:  $-0.00042024 * x^2 + 1.37958 * x + 0.140765$

Response type: Internal Std ( Ref 36 ), Area \* ( IS Conc. / IS Area )

Curve type: 2nd Order, Origin: Exclude, Weighting: 1/x, Axis trans: None



Dataset: F:\Projects\PFAS.PRO\Results\180215M1\180215M1-CRV.qld

Last Altered: Friday, February 16, 2018 09:12:54 Pacific Standard Time

Printed: Friday, February 16, 2018 10:33:31 Pacific Standard Time

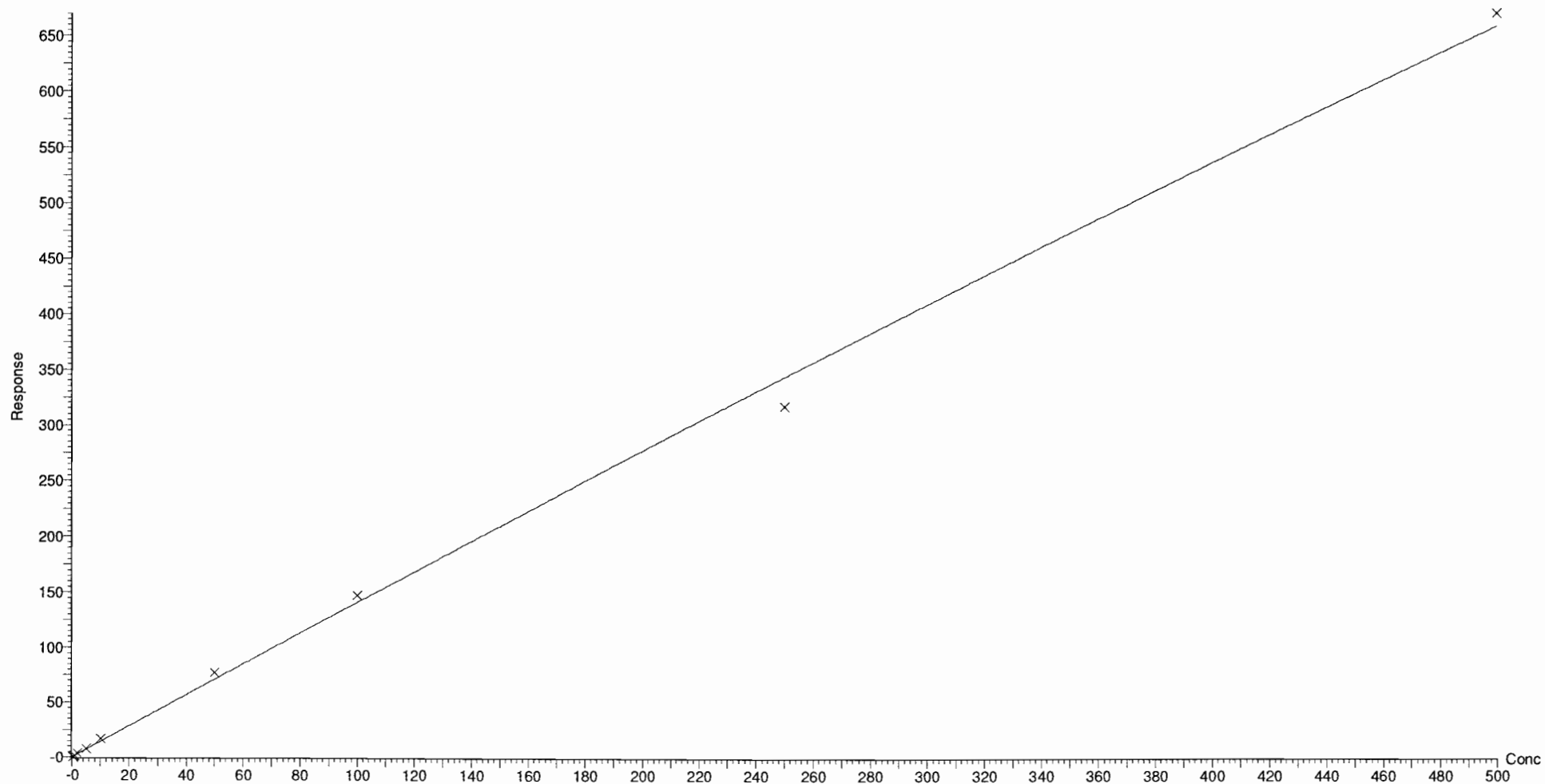
Compound name: PFHxA

Coefficient of Determination:  $R^2 = 0.997079$

Calibration curve:  $-0.000228021 * x^2 + 1.43112 * x + 0.139123$

Response type: Internal Std ( Ref 37 ), Area \* ( IS Conc. / IS Area )

Curve type: 2nd Order, Origin: Include, Weighting: 1/x, Axis trans: None



Dataset: F:\Projects\PFAS.PRO\Results\180215M1\180215M1-CRV.qld

Last Altered: Friday, February 16, 2018 09:12:54 Pacific Standard Time

Printed: Friday, February 16, 2018 10:33:31 Pacific Standard Time

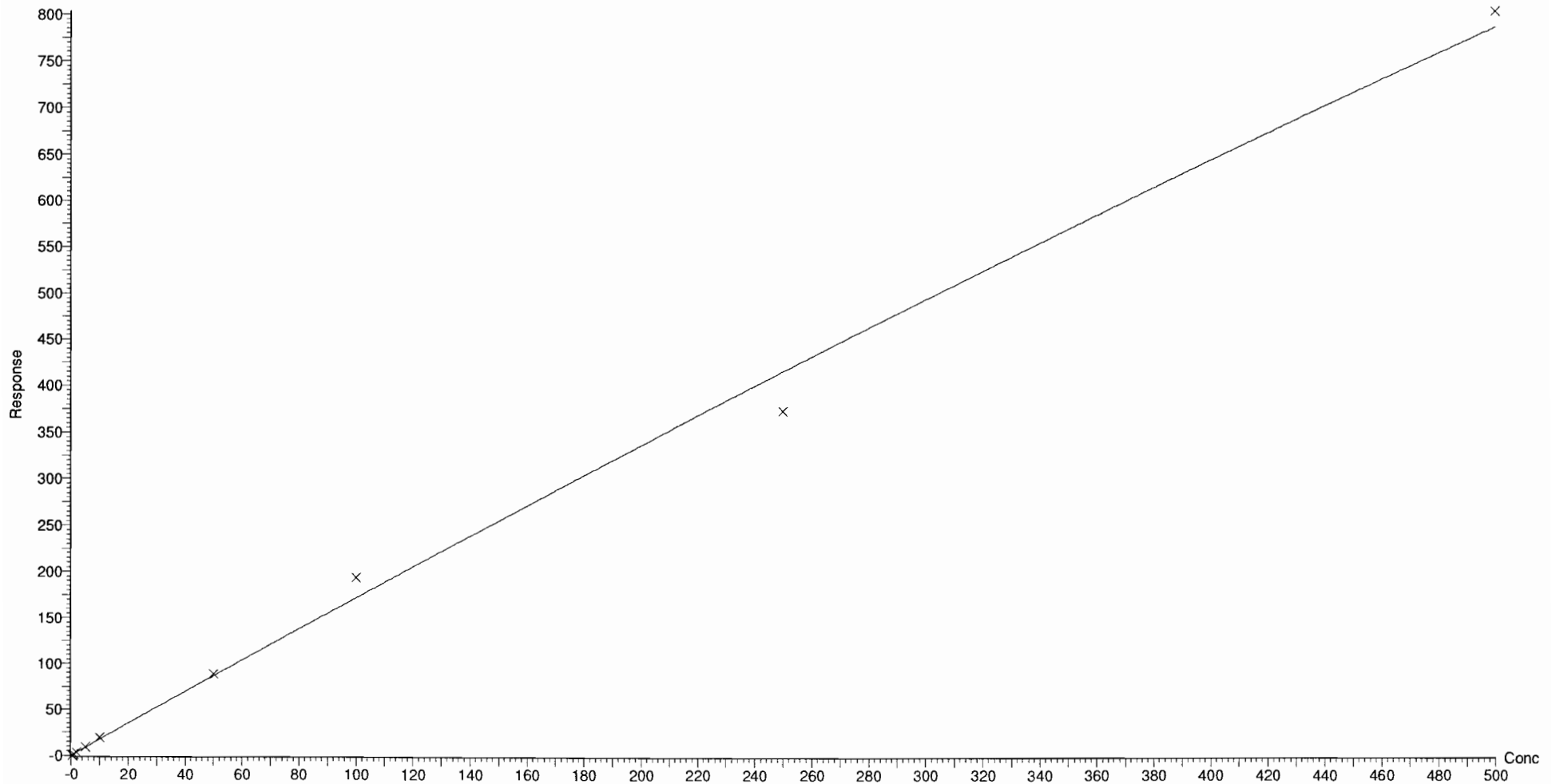
Compound name: PFPeS

Coefficient of Determination:  $R^2 = 0.994577$

Calibration curve:  $-0.000362554 * x^2 + 1.75472 * x + 0.0468401$

Response type: Internal Std ( Ref 36 ), Area \* ( IS Conc. / IS Area )

Curve type: 2nd Order, Origin: Exclude, Weighting: 1/x, Axis trans: None



Dataset: F:\Projects\PFAS.PRO\Results\180215M1\180215M1-CRV.qld

Last Altered: Friday, February 16, 2018 09:12:54 Pacific Standard Time

Printed: Friday, February 16, 2018 10:33:31 Pacific Standard Time

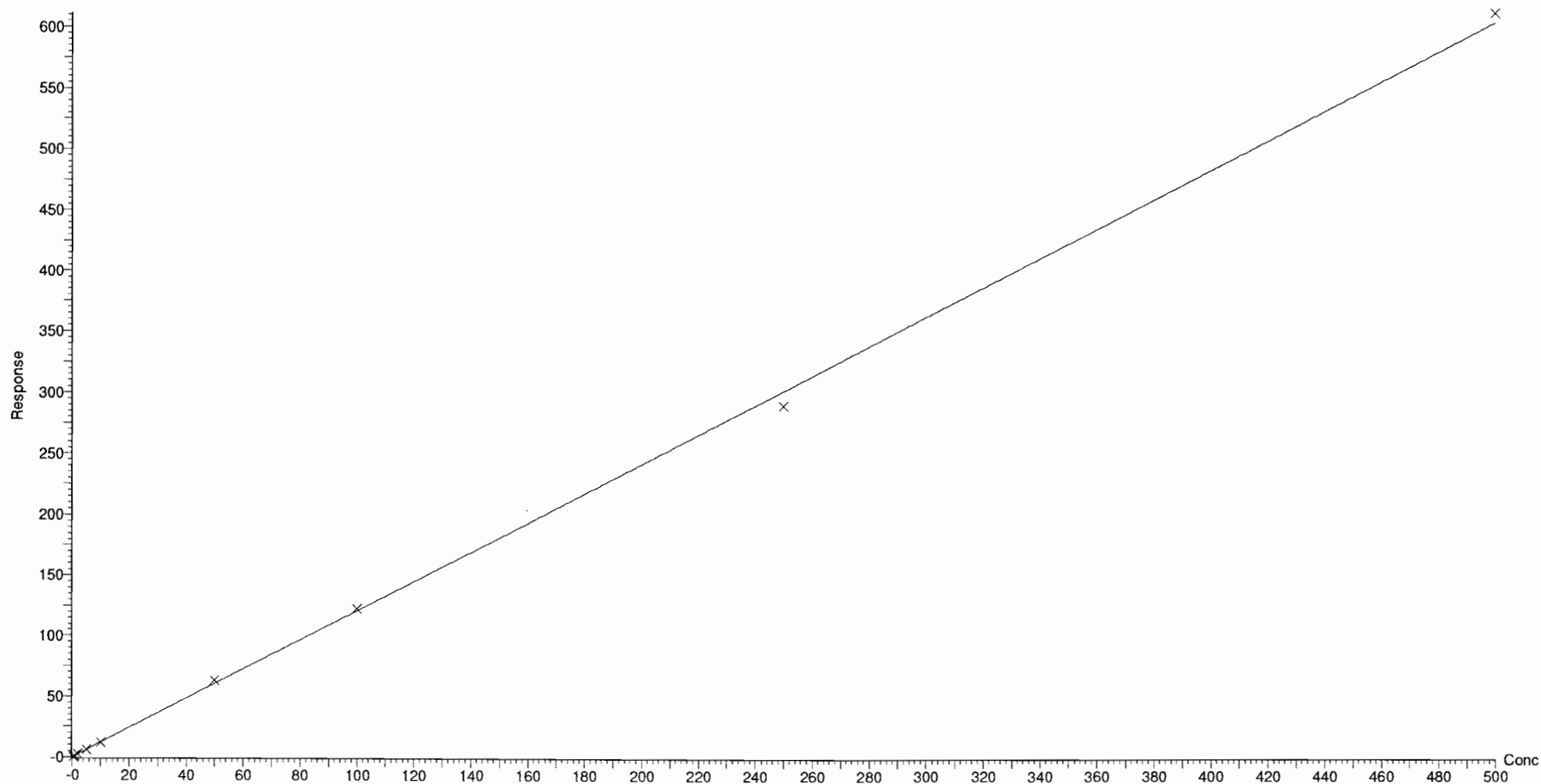
Compound name: PFHpA

Correlation coefficient:  $r = 0.999657$ ,  $r^2 = 0.999314$

Calibration curve:  $1.20669 * x + 0.0935104$

Response type: Internal Std ( Ref 38 ), Area \* ( IS Conc. / IS Area )

Curve type: Linear, Origin: Exclude, Weighting: 1/x, Axis trans: None



Dataset: F:\Projects\PFAS.PRO\Results\180215M1\180215M1-CRV.qld

Last Altered: Friday, February 16, 2018 09:12:54 Pacific Standard Time

Printed: Friday, February 16, 2018 10:33:31 Pacific Standard Time

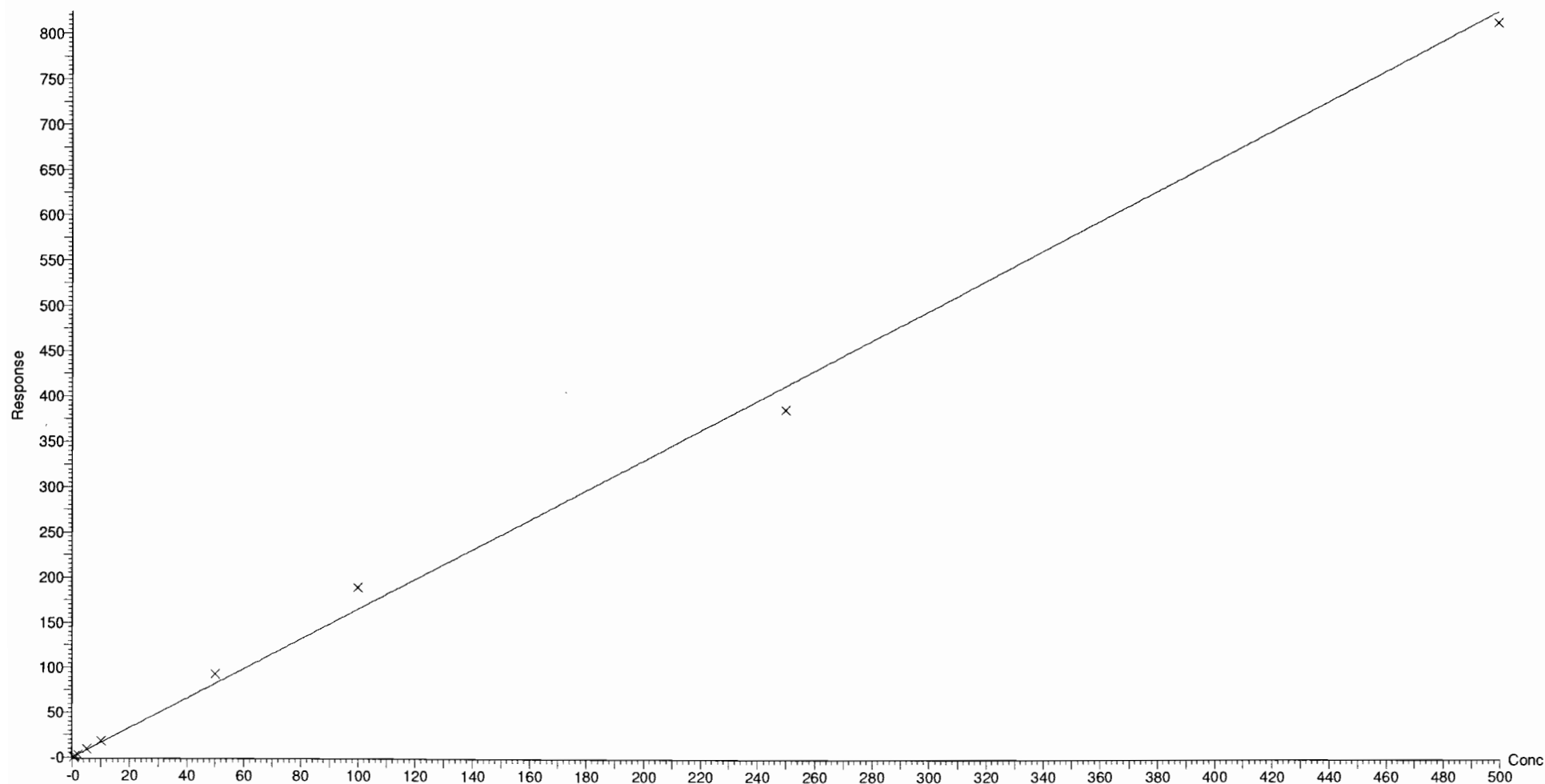
Compound name: L-PFHxS

Correlation coefficient:  $r = 0.997644$ ,  $r^2 = 0.995294$

Calibration curve:  $1.64833 * x + 0.218181$

Response type: Internal Std ( Ref 39 ), Area \* ( IS Conc. / IS Area )

Curve type: Linear, Origin: Exclude, Weighting: 1/x, Axis trans: None



Dataset: F:\Projects\PFAS.PRO\Results\180215M1\180215M1-CRV.qld

Last Altered: Friday, February 16, 2018 09:12:54 Pacific Standard Time

Printed: Friday, February 16, 2018 10:33:31 Pacific Standard Time

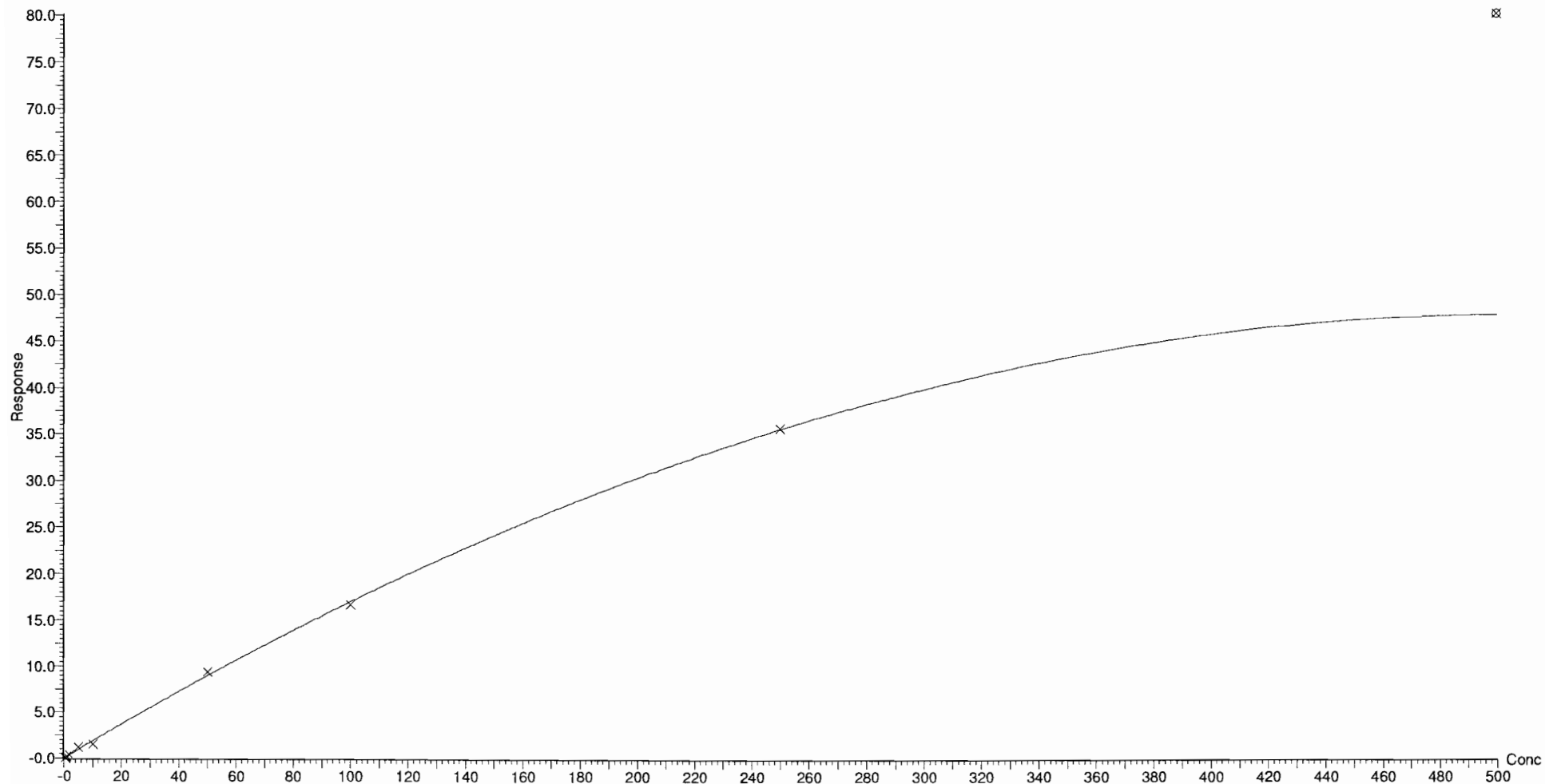
Compound name: 6:2 FTS

Coefficient of Determination:  $R^2 = 0.996903$

Calibration curve:  $-0.000186547 * x^2 + 0.189 * x + -0.00391237$

Response type: Internal Std ( Ref 40 ), Area \* ( IS Conc. / IS Area )

Curve type: 2nd Order, Origin: Include, Weighting: 1/x, Axis trans: None



Dataset: F:\Projects\PFAS.PRO\Results\180215M1\180215M1-CRV.qld

Last Altered: Friday, February 16, 2018 09:12:54 Pacific Standard Time

Printed: Friday, February 16, 2018 10:33:31 Pacific Standard Time

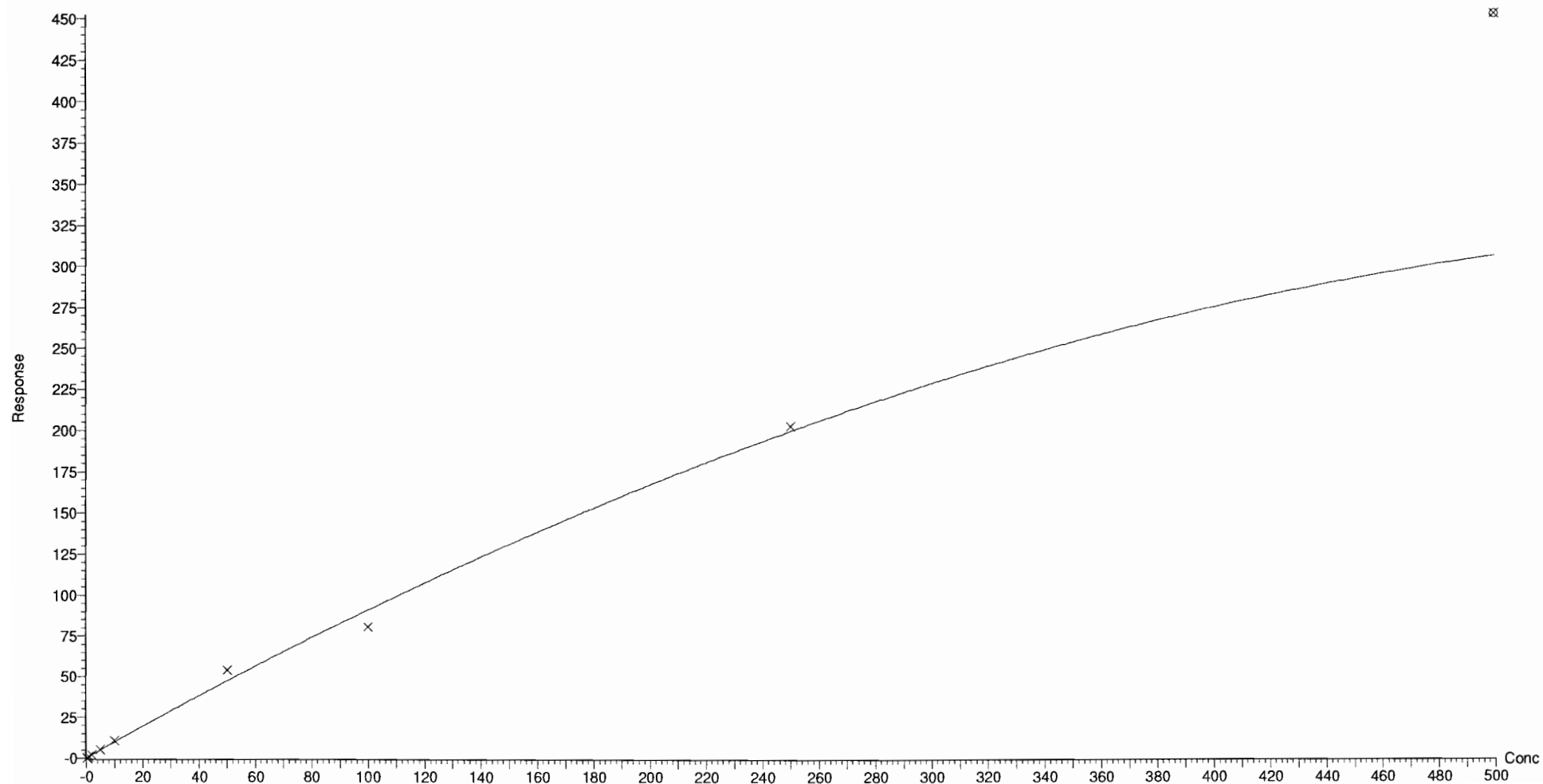
Compound name: L-PFOA

Coefficient of Determination:  $R^2 = 0.993142$

Calibration curve:  $-0.000748473 * x^2 + 0.986068 * x + 0.0847104$

Response type: Internal Std ( Ref 40 ), Area \* ( IS Conc. / IS Area )

Curve type: 2nd Order, Origin: Exclude, Weighting: 1/x, Axis trans: None



Dataset: F:\Projects\PFAS.PRO\Results\180215M1\180215M1-CRV.qld

Last Altered: Friday, February 16, 2018 09:12:54 Pacific Standard Time

Printed: Friday, February 16, 2018 10:33:31 Pacific Standard Time

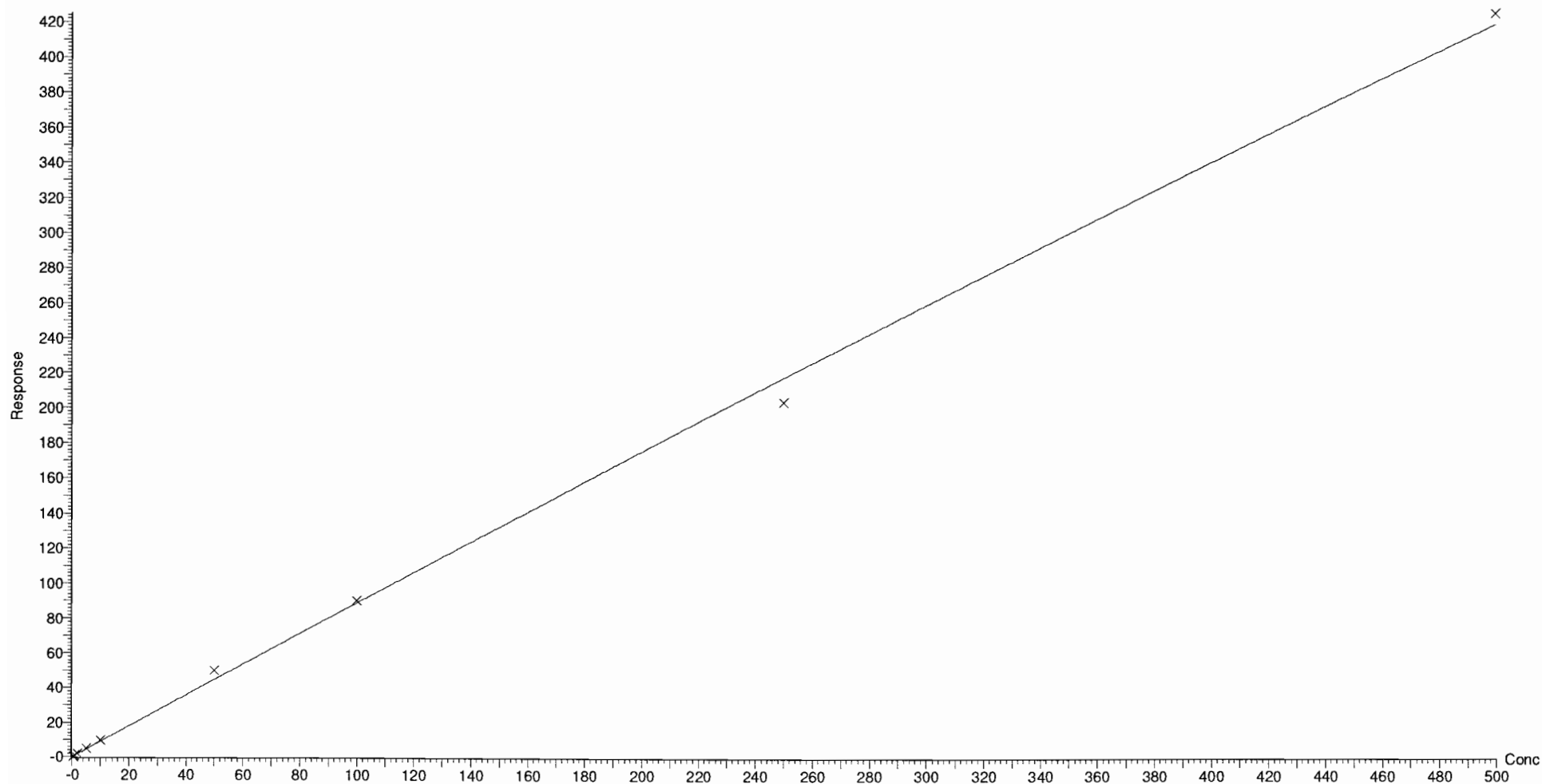
Compound name: PFHpS

Coefficient of Determination:  $R^2 = 0.997709$

Calibration curve:  $-0.000129173 * x^2 + 0.902489 * x + 0.0149697$

Response type: Internal Std ( Ref 43 ), Area \* ( IS Conc. / IS Area )

Curve type: 2nd Order, Origin: Exclude, Weighting: 1/x, Axis trans: None





Dataset: F:\Projects\PFAS.PRO\Results\180215M1\180215M1-CRV.qld

Last Altered: Friday, February 16, 2018 09:12:54 Pacific Standard Time

Printed: Friday, February 16, 2018 10:33:31 Pacific Standard Time

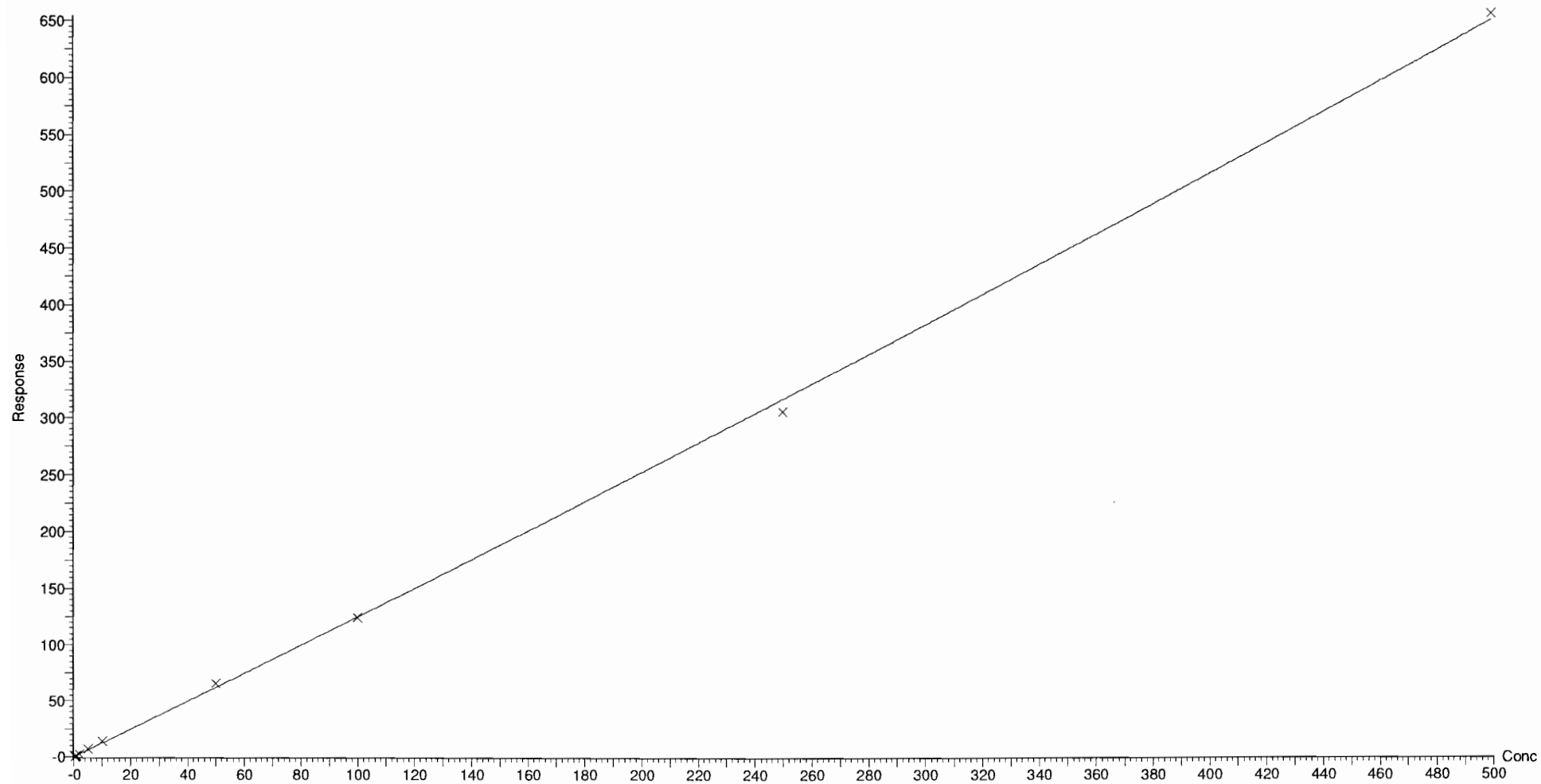
Compound name: PFNA

Coefficient of Determination:  $R^2 = 0.999091$

Calibration curve:  $0.000129632 * x^2 + 1.23379 * x + 0.0870594$

Response type: Internal Std ( Ref 41 ), Area \* ( IS Conc. / IS Area )

Curve type: 2nd Order, Origin: Exclude, Weighting: 1/x, Axis trans: None



Dataset: F:\Projects\PFAS.PRO\Results\180215M1\180215M1-CRV.qld

Last Altered: Friday, February 16, 2018 09:12:54 Pacific Standard Time

Printed: Friday, February 16, 2018 10:33:31 Pacific Standard Time

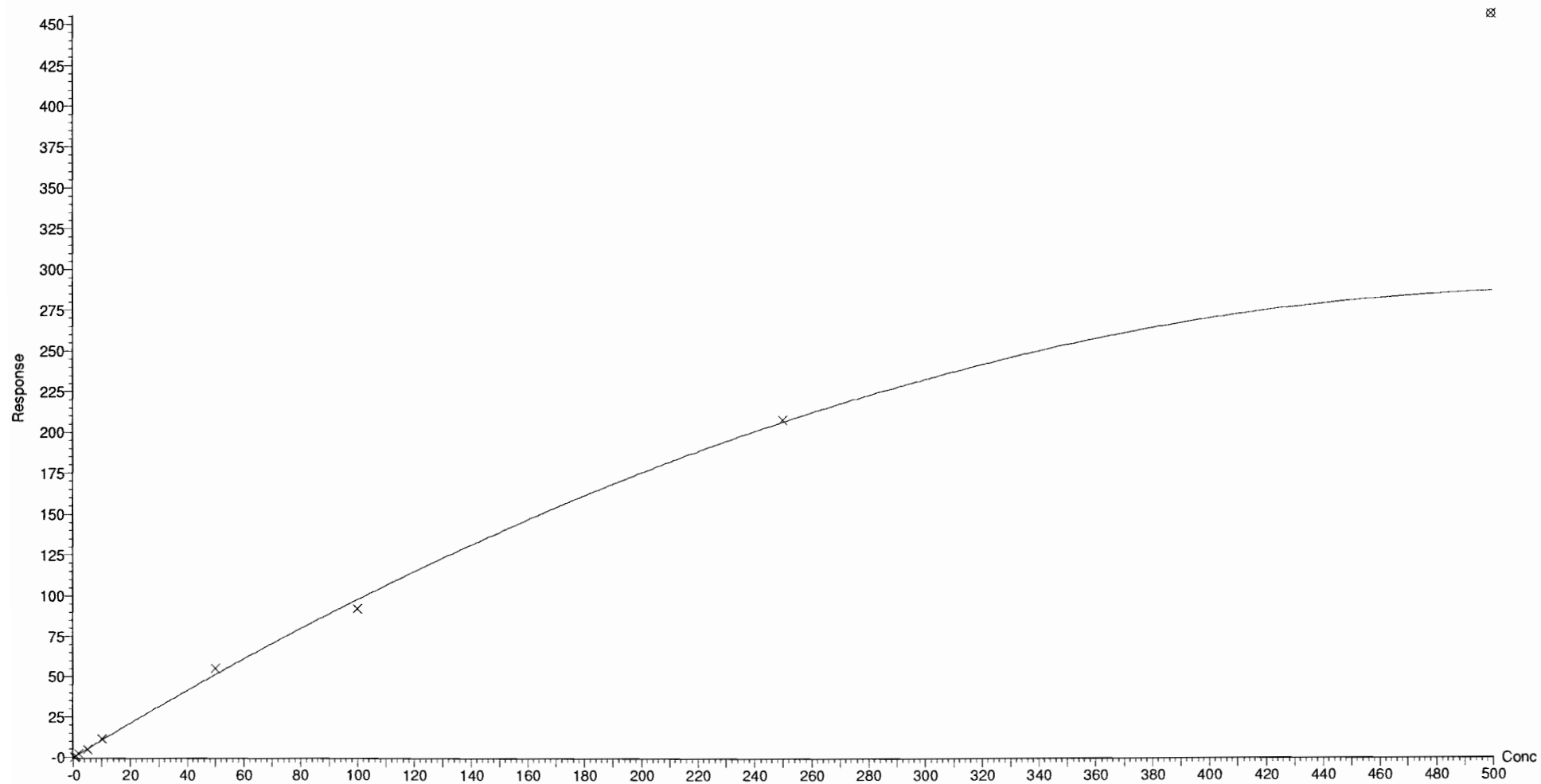
Compound name: PFOSA

Coefficient of Determination:  $R^2 = 0.997824$

Calibration curve:  $-0.00101401 * x^2 + 1.07941 * x + -0.0551462$

Response type: Internal Std ( Ref 42 ), Area \* ( IS Conc. / IS Area )

Curve type: 2nd Order, Origin: Exclude, Weighting: 1/x, Axis trans: None



Dataset: F:\Projects\PFAS.PRO\Results\180215M1\180215M1-CRV.qld

Last Altered: Friday, February 16, 2018 11:08:51 Pacific Standard Time

Printed: Friday, February 16, 2018 11:10:45 Pacific Standard Time

Method: F:\Projects\PFAS.PRO\MethDB\PFAS\_FULL\_80C\_021318.mdb 15 Feb 2018 10:31:04

Calibration: F:\Projects\PFAS.PRO\CurveDB\C18\_VAL-PFAS\_Q4\_02-15-18-FULL.cdb 16 Feb 2018 11:08:51

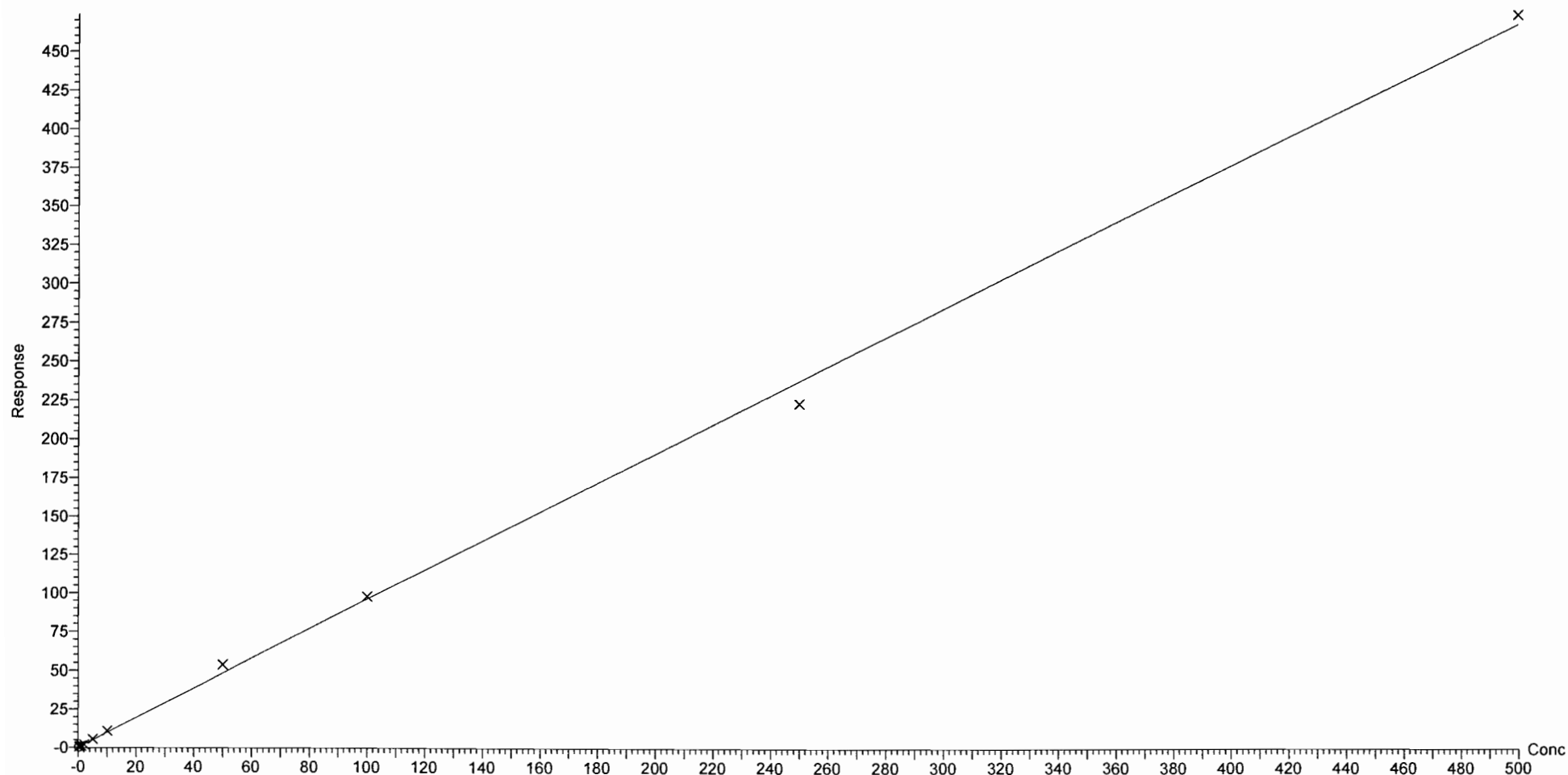
Compound name: L-PFOS

Coefficient of Determination:  $R^2 = 0.997931$

Calibration curve:  $-6.137e-005 * x^2 + 0.965581 * x + 0.180722$

Response type: Internal Std ( Ref 43 ), Area \* ( IS Conc. / IS Area )

Curve type: 2nd Order, Origin: Exclude, Weighting: 1/x, Axis trans: None



Dataset: F:\Projects\PFAS.PRO\Results\180215M1\180215M1-CRV.qld

Last Altered: Friday, February 16, 2018 09:12:54 Pacific Standard Time

Printed: Friday, February 16, 2018 10:33:31 Pacific Standard Time

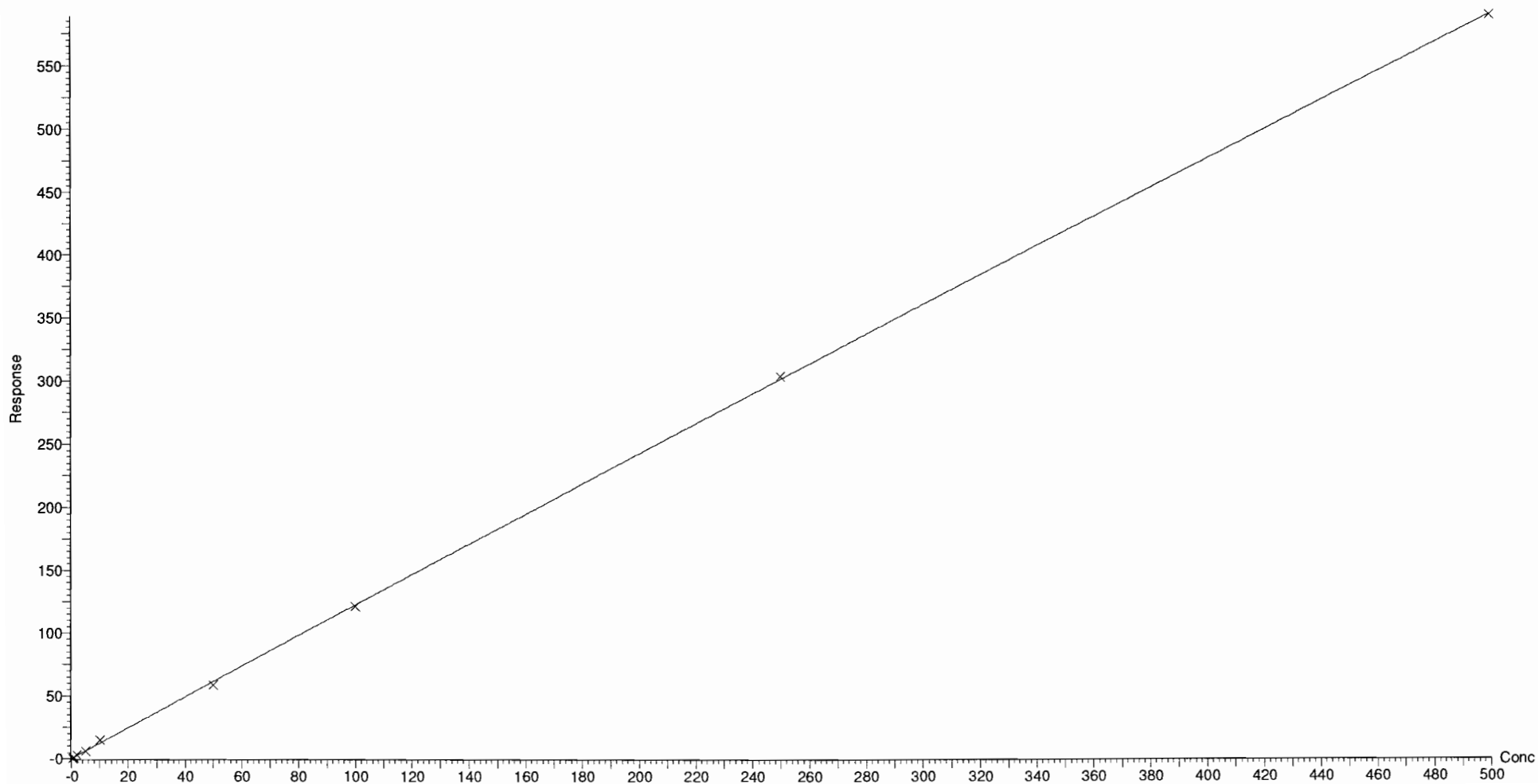
Compound name: PFDA

Coefficient of Determination:  $R^2 = 0.999319$

Calibration curve:  $-0.000112106 * x^2 + 1.23377 * x + 0.116625$

Response type: Internal Std ( Ref 44 ), Area \* ( IS Conc. / IS Area )

Curve type: 2nd Order, Origin: Exclude, Weighting: 1/x, Axis trans: None



Dataset: F:\Projects\PFAS.PRO\Results\180215M1\180215M1-CRV.qld

Last Altered: Friday, February 16, 2018 09:12:54 Pacific Standard Time

Printed: Friday, February 16, 2018 10:33:31 Pacific Standard Time

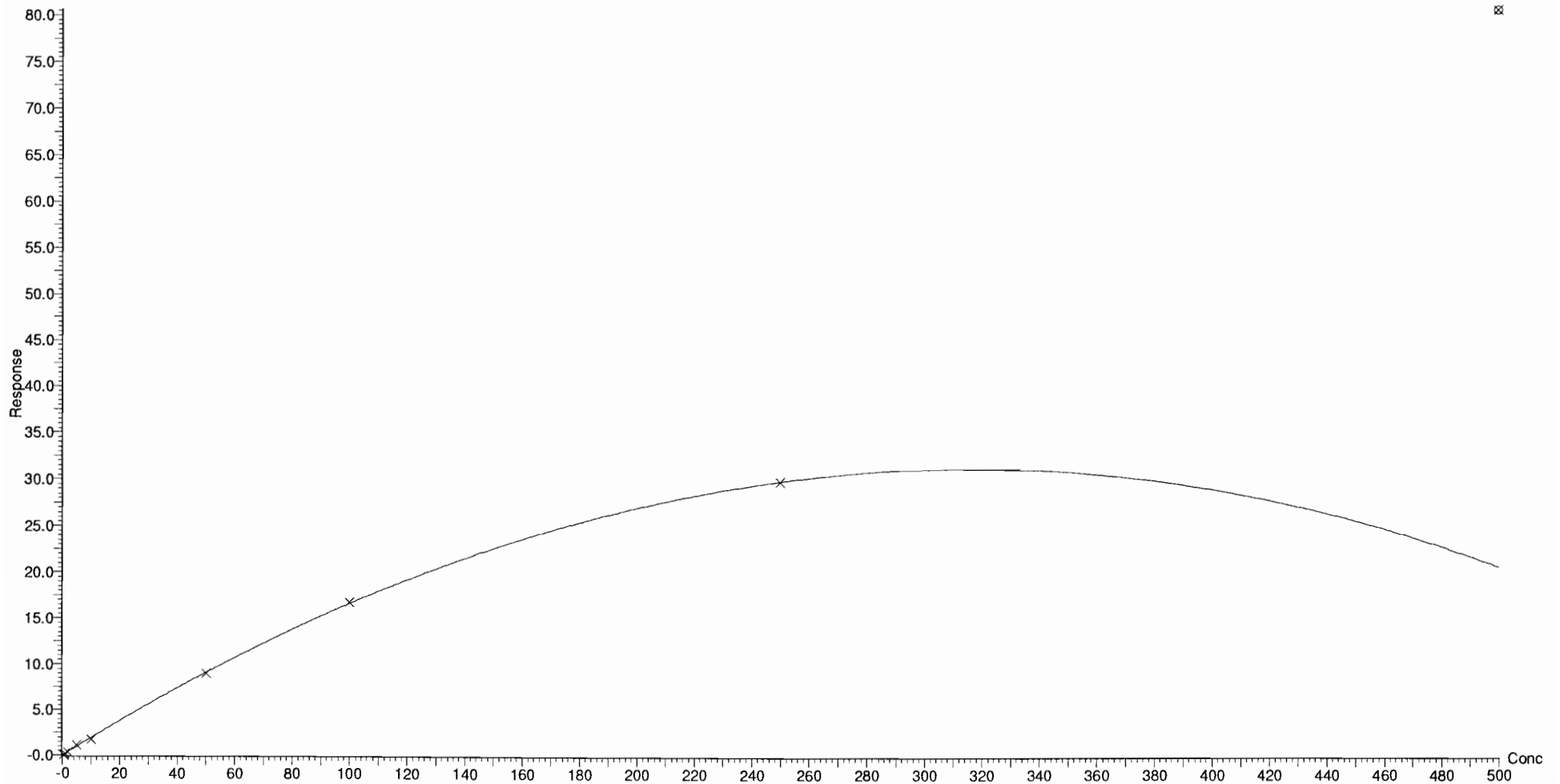
Compound name: 8:2 FTS

Coefficient of Determination:  $R^2 = 0.998492$

Calibration curve:  $-0.00031229 * x^2 + 0.197595 * x + 0.00331046$

Response type: Internal Std ( Ref 40 ), Area \* ( IS Conc. / IS Area )

Curve type: 2nd Order, Origin: Include, Weighting: 1/x, Axis trans: None



Dataset: F:\Projects\PFAS.PRO\Results\180215M1\180215M1-CRV.qld

Last Altered: Friday, February 16, 2018 09:12:54 Pacific Standard Time

Printed: Friday, February 16, 2018 10:33:31 Pacific Standard Time

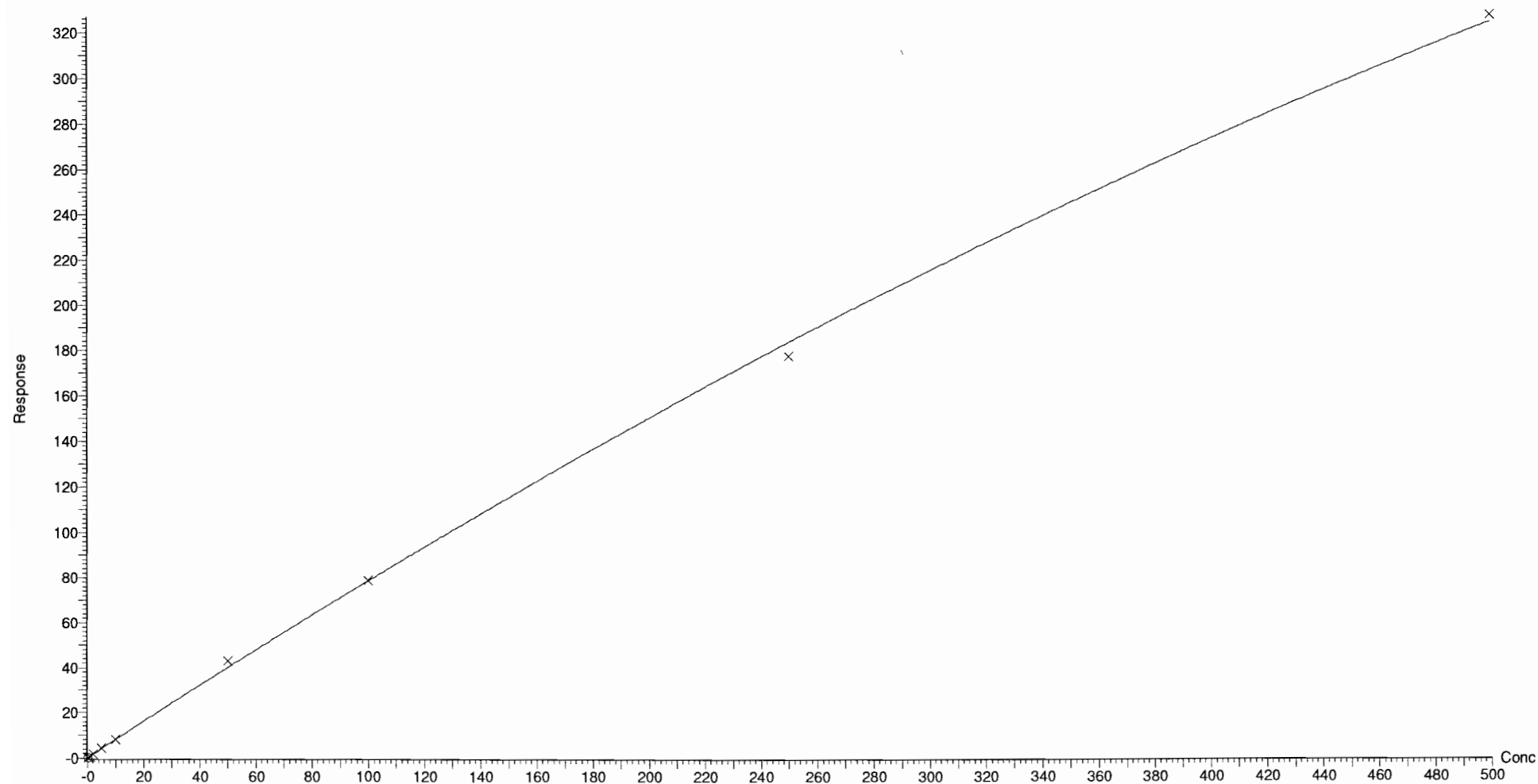
Compound name: PFNS

Coefficient of Determination:  $R^2 = 0.999101$

Calibration curve:  $-0.000346107 * x^2 + 0.821392 * x + 0.0028823$

Response type: Internal Std ( Ref 43 ), Area \* ( IS Conc. / IS Area )

Curve type: 2nd Order, Origin: Exclude, Weighting: 1/x, Axis trans: None



Dataset: F:\Projects\PFAS.PRO\Results\180215M1\180215M1-CRV.qld

Last Altered: Friday, February 16, 2018 09:12:54 Pacific Standard Time

Printed: Friday, February 16, 2018 10:33:31 Pacific Standard Time

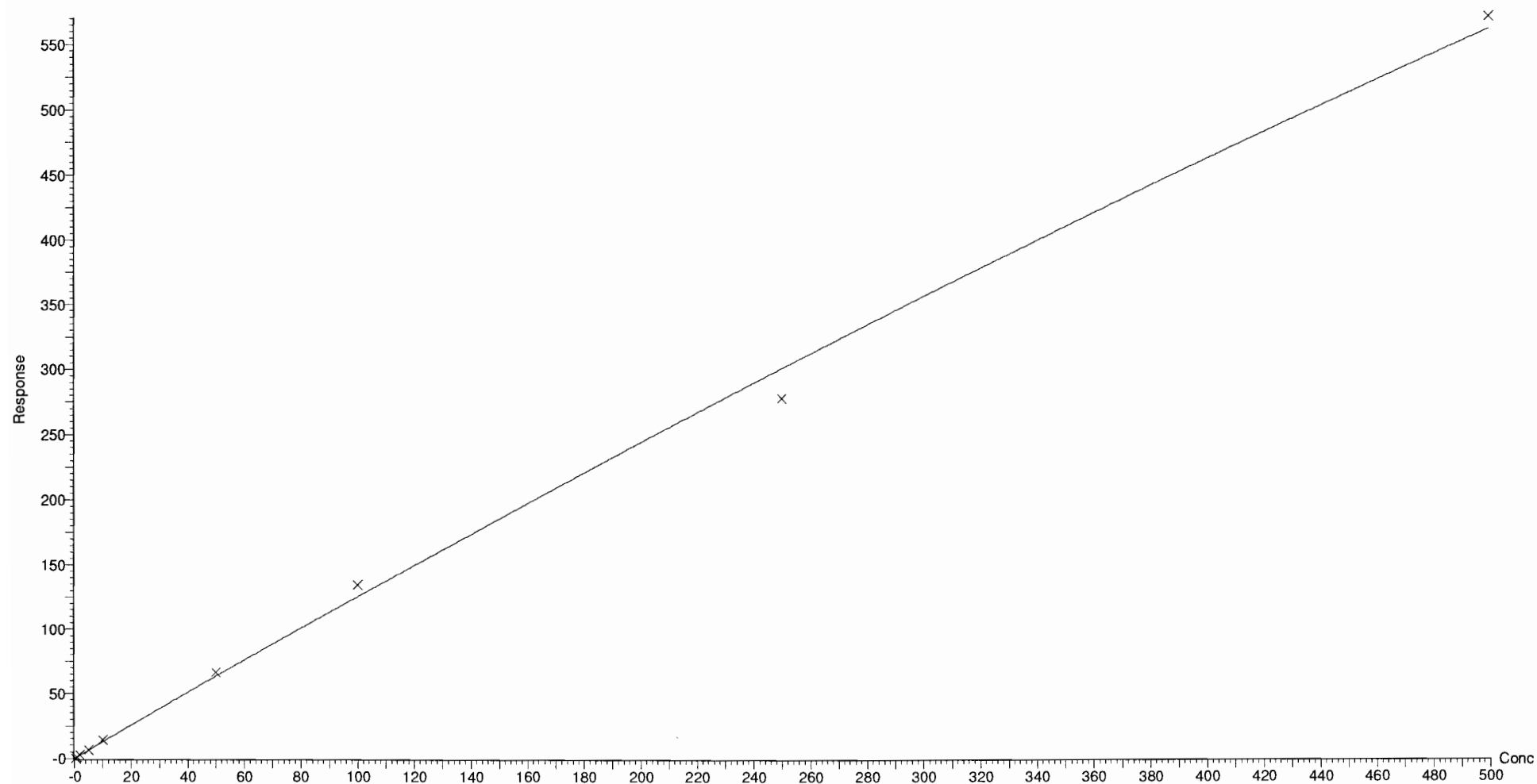
Compound name: N-MeFOSAA

Coefficient of Determination:  $R^2 = 0.997203$

Calibration curve:  $-0.000325949 * x^2 + 1.28535 * x + 0.00798459$

Response type: Internal Std ( Ref 45 ), Area \* ( IS Conc. / IS Area )

Curve type: 2nd Order, Origin: Include, Weighting: 1/x, Axis trans: None



Dataset: F:\Projects\PFAS.PRO\Results\180215M1\180215M1-CRV.qld

Last Altered: Friday, February 16, 2018 09:12:54 Pacific Standard Time

Printed: Friday, February 16, 2018 10:33:31 Pacific Standard Time

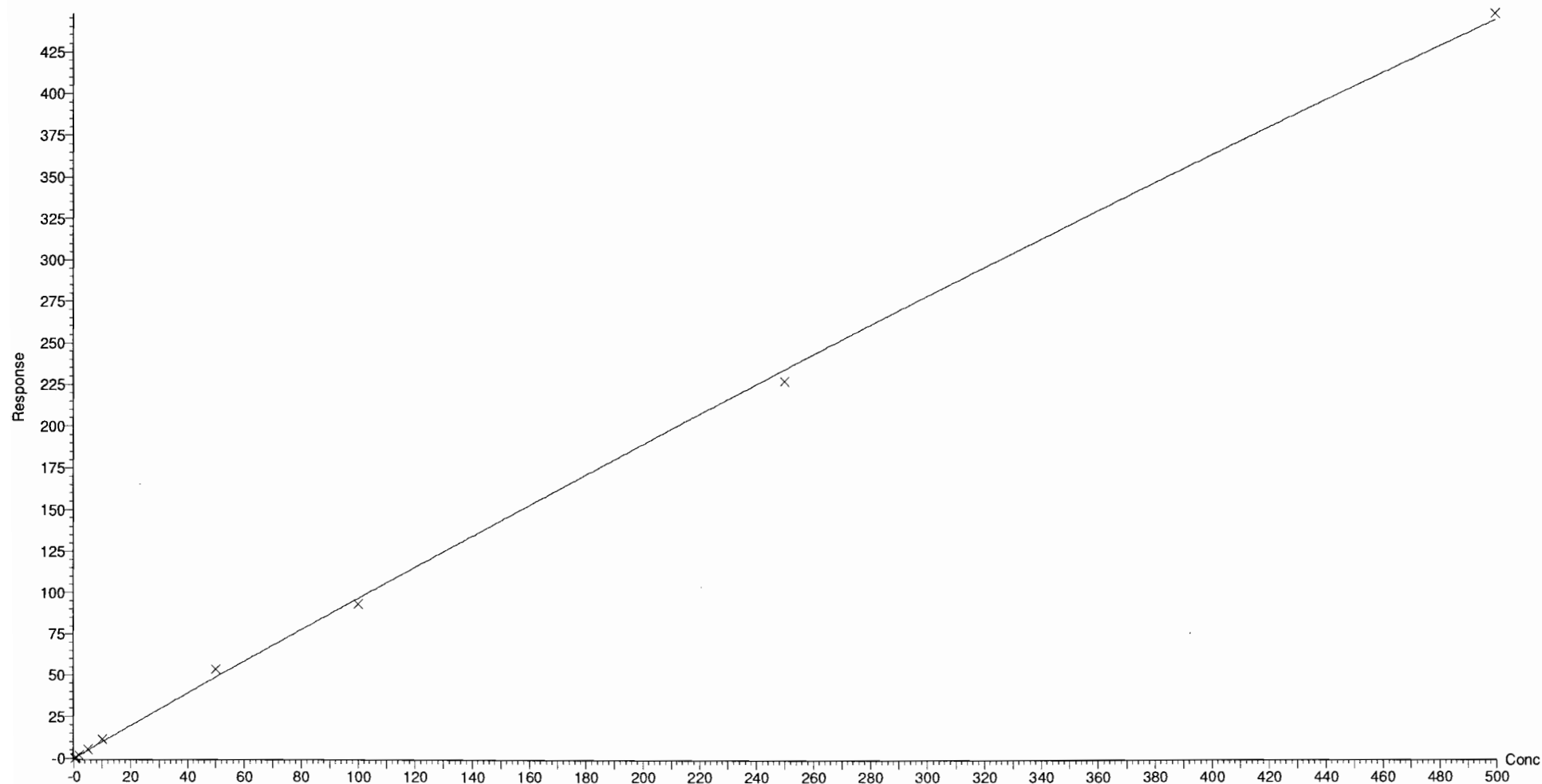
Compound name: N-EtFOSAA

Coefficient of Determination:  $R^2 = 0.998540$

Calibration curve:  $-0.000197483 * x^2 + 0.986701 * x + 0.00618413$

Response type: Internal Std ( Ref 46 ), Area \* ( IS Conc. / IS Area )

Curve type: 2nd Order, Origin: Include, Weighting: 1/x, Axis trans: None





Dataset: F:\Projects\PFAS.PRO\Results\180215M1\180215M1-CRV.qld

Last Altered: Friday, February 16, 2018 09:12:54 Pacific Standard Time

Printed: Friday, February 16, 2018 10:33:31 Pacific Standard Time

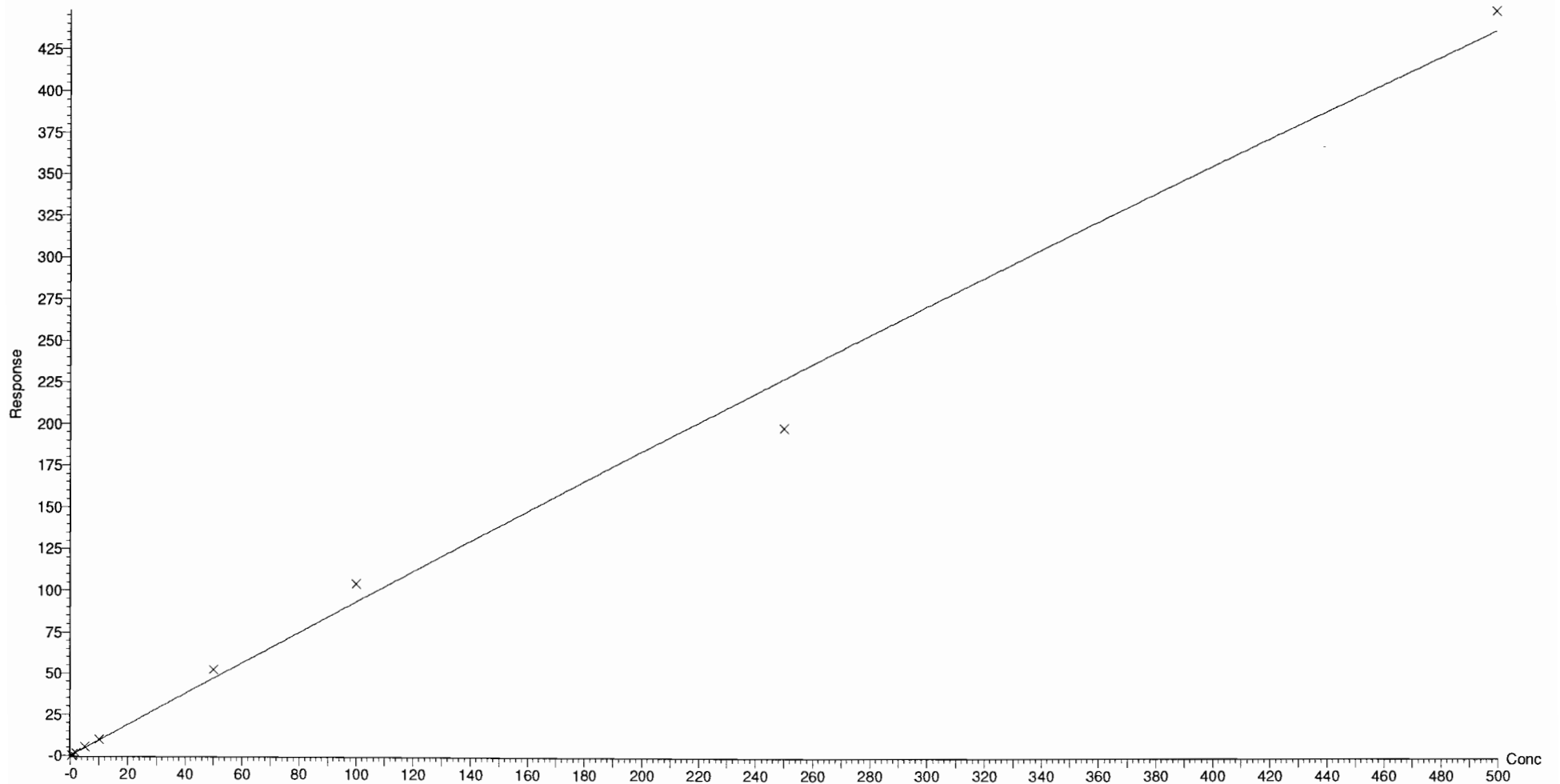
Compound name: PFUdA

Coefficient of Determination:  $R^2 = 0.992235$

Calibration curve:  $-0.000152992 * x^2 + 0.949118 * x + 0.0985332$

Response type: Internal Std ( Ref 47 ), Area \* ( IS Conc. / IS Area )

Curve type: 2nd Order, Origin: Exclude, Weighting: 1/x, Axis trans: None



Dataset: F:\Projects\PFAS.PRO\Results\180215M1\180215M1-CRV.qld

Last Altered: Friday, February 16, 2018 09:12:54 Pacific Standard Time

Printed: Friday, February 16, 2018 10:33:31 Pacific Standard Time

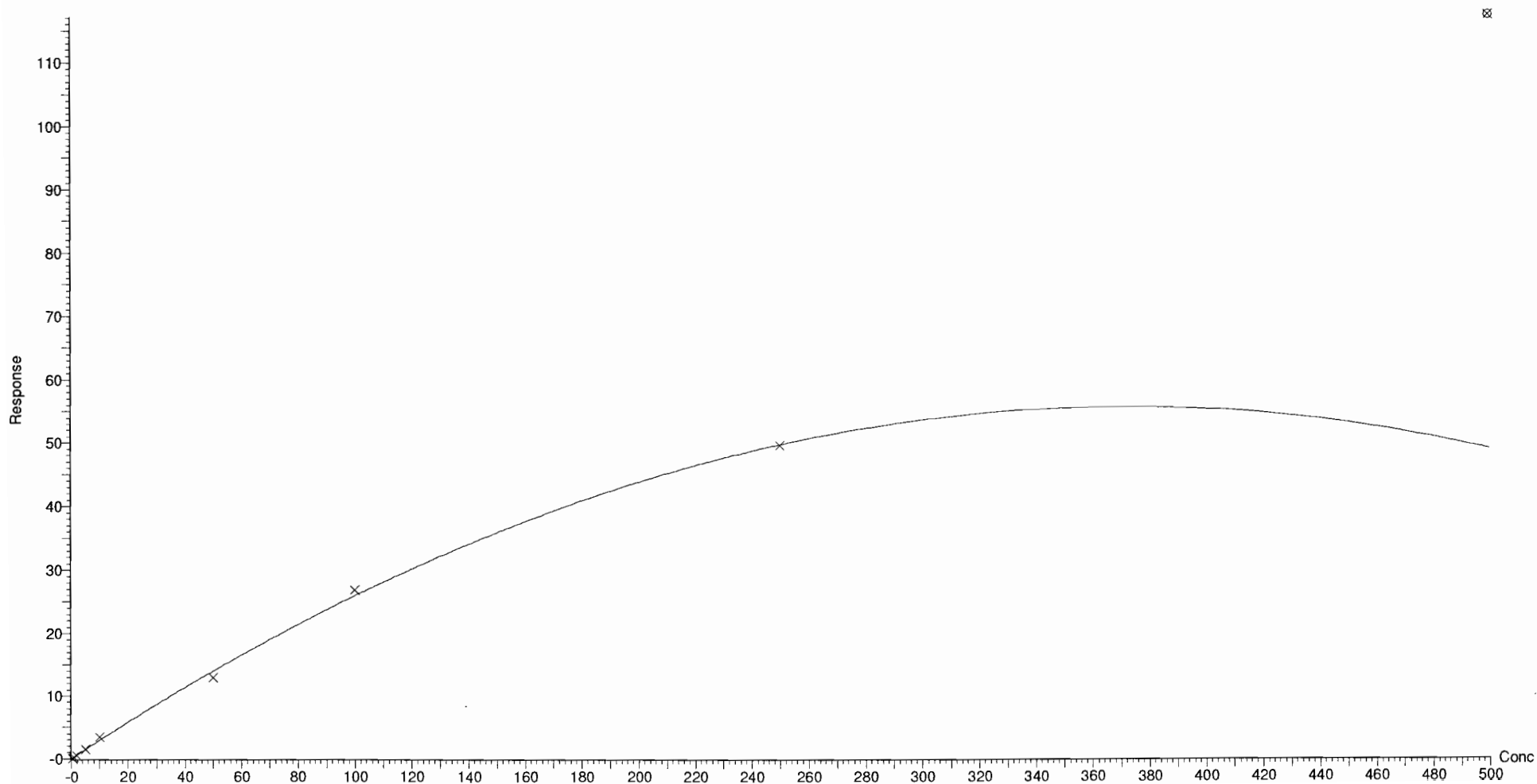
Compound name: PFDS

Coefficient of Determination:  $R^2 = 0.996928$

Calibration curve:  $-0.000404762 * x^2 + 0.3001 * x + -0.0086013$

Response type: Internal Std ( Ref 48 ), Area \* ( IS Conc. / IS Area )

Curve type: 2nd Order, Origin: Exclude, Weighting: 1/x, Axis trans: None



Dataset: F:\Projects\PFAS.PRO\Results\180215M1\180215M1-CRV.qld

Last Altered: Friday, February 16, 2018 09:12:54 Pacific Standard Time

Printed: Friday, February 16, 2018 10:33:31 Pacific Standard Time

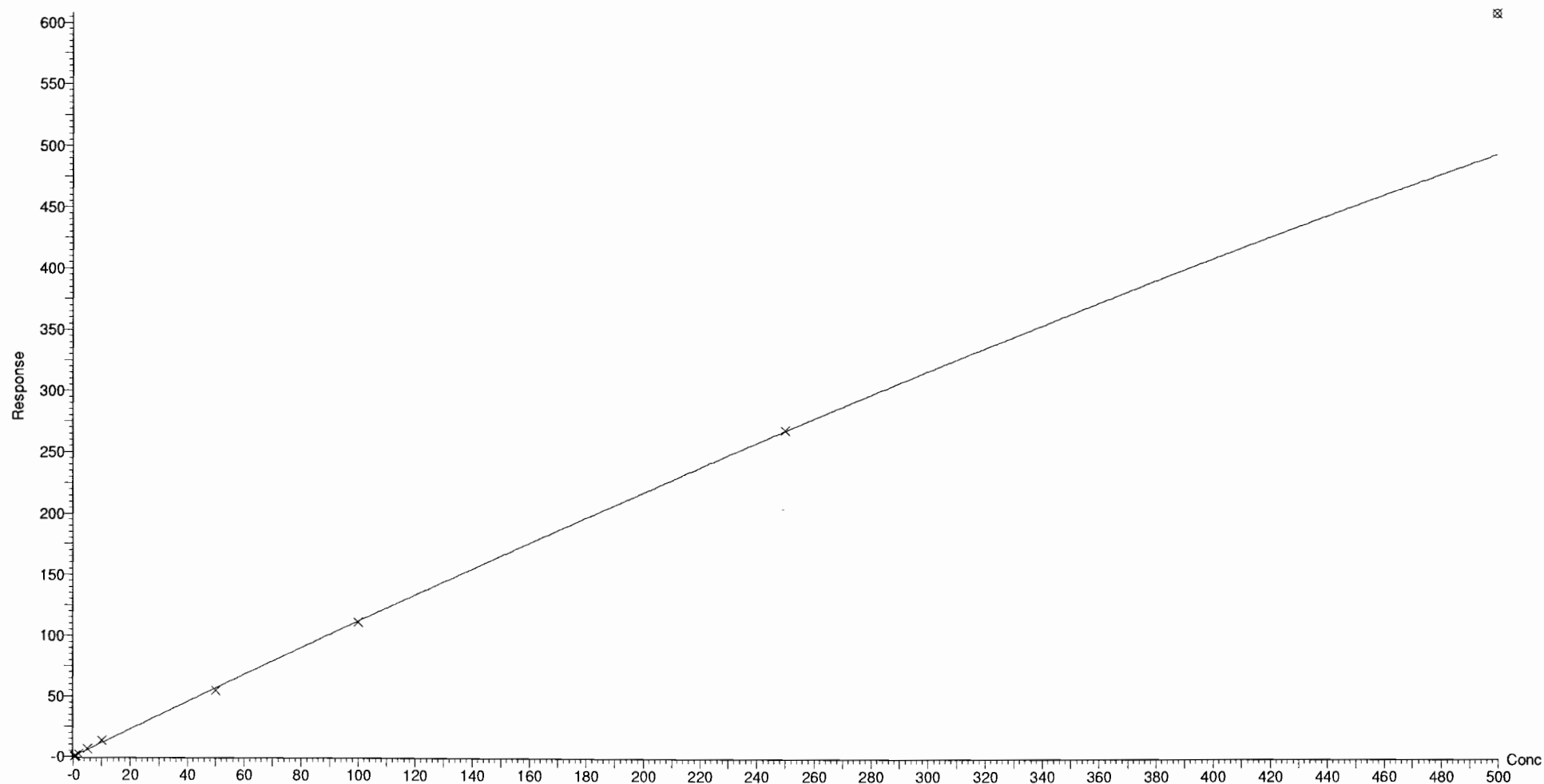
Compound name: PFD<sub>o</sub>A

Coefficient of Determination: R<sup>2</sup> = 0.998600

Calibration curve:  $-0.000335463 * x^2 + 1.15511 * x + 0.17052$

Response type: Internal Std ( Ref 48 ), Area \* ( IS Conc. / IS Area )

Curve type: 2nd Order, Origin: Exclude, Weighting: 1/x, Axis trans: None

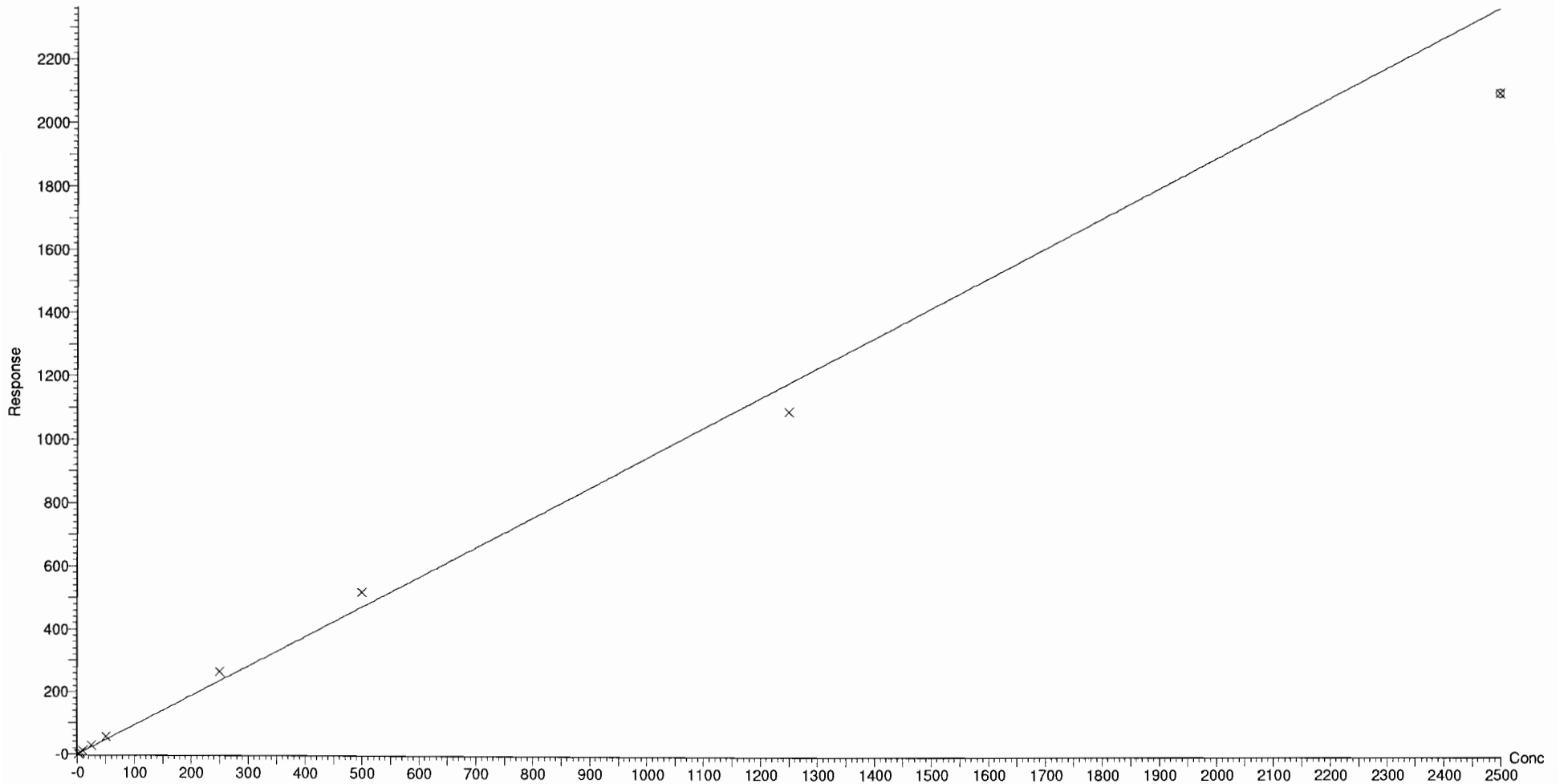


Dataset: F:\Projects\PFAS.PRO\Results\180215M1\180215M1-CRV.qld

Last Altered: Friday, February 16, 2018 09:12:54 Pacific Standard Time

Printed: Friday, February 16, 2018 10:33:31 Pacific Standard Time

Compound name: N-MeFOSA  
Correlation coefficient:  $r = 0.995461$ ,  $r^2 = 0.990942$   
Calibration curve:  $0.945362 * x + 0.506109$   
Response type: Internal Std ( Ref 49 ), Area \* ( IS Conc. / IS Area )  
Curve type: Linear, Origin: Include, Weighting: 1/x, Axis trans: None



Dataset: F:\Projects\PFAS.PRO\Results\180215M1\180215M1-CRV.qld

Last Altered: Friday, February 16, 2018 09:12:54 Pacific Standard Time

Printed: Friday, February 16, 2018 10:33:31 Pacific Standard Time

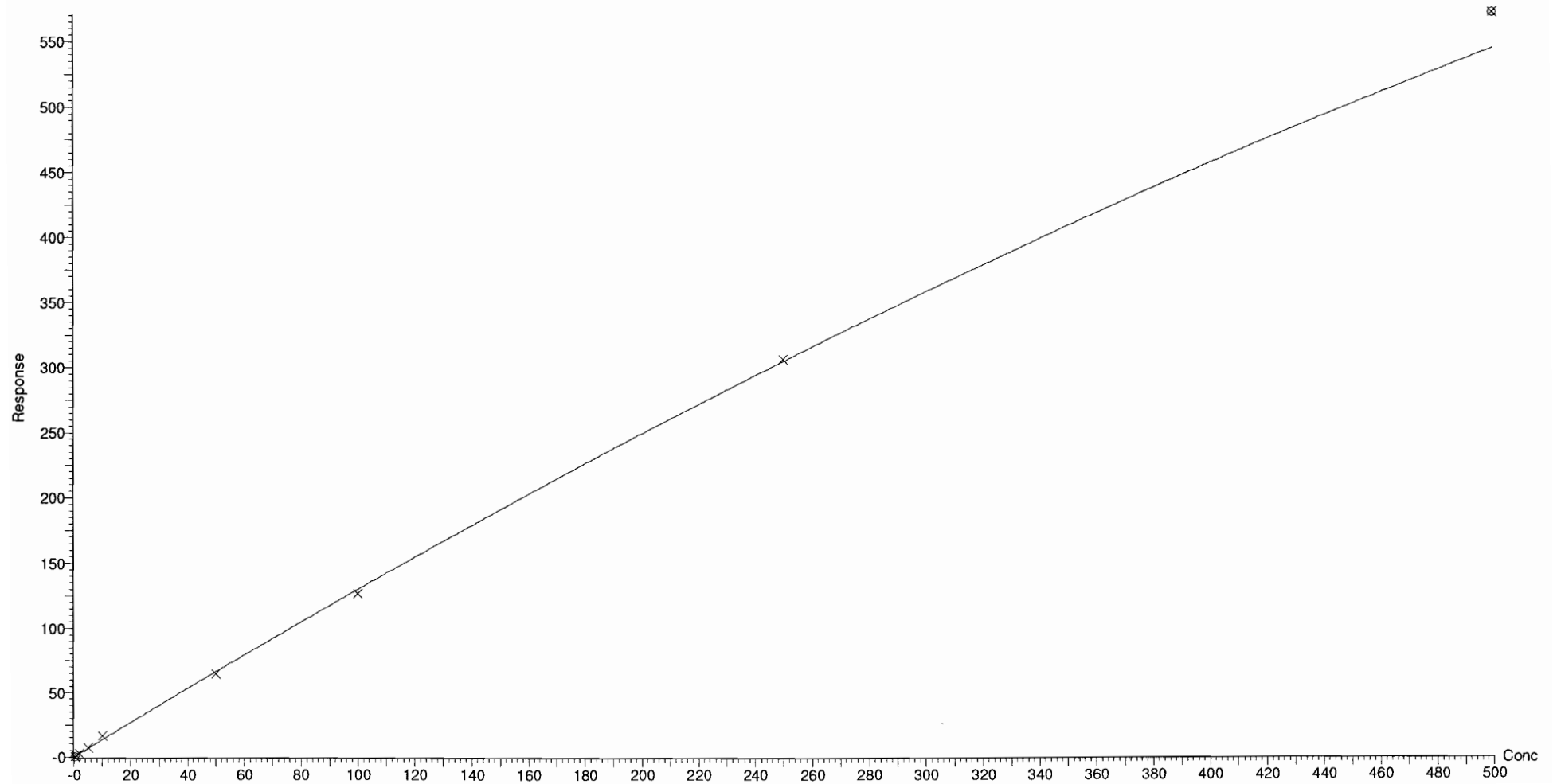
Compound name: PFTTrDA

Coefficient of Determination:  $R^2 = 0.997921$

Calibration curve:  $-0.000524988 * x^2 + 1.34946 * x + 0.143552$

Response type: Internal Std ( Ref 48 ), Area \* ( IS Conc. / IS Area )

Curve type: 2nd Order, Origin: Exclude, Weighting: 1/x, Axis trans: None



Dataset: F:\Projects\PFAS.PRO\Results\180215M1\180215M1-CRV.qld

Last Altered: Friday, February 16, 2018 09:12:54 Pacific Standard Time

Printed: Friday, February 16, 2018 10:33:31 Pacific Standard Time

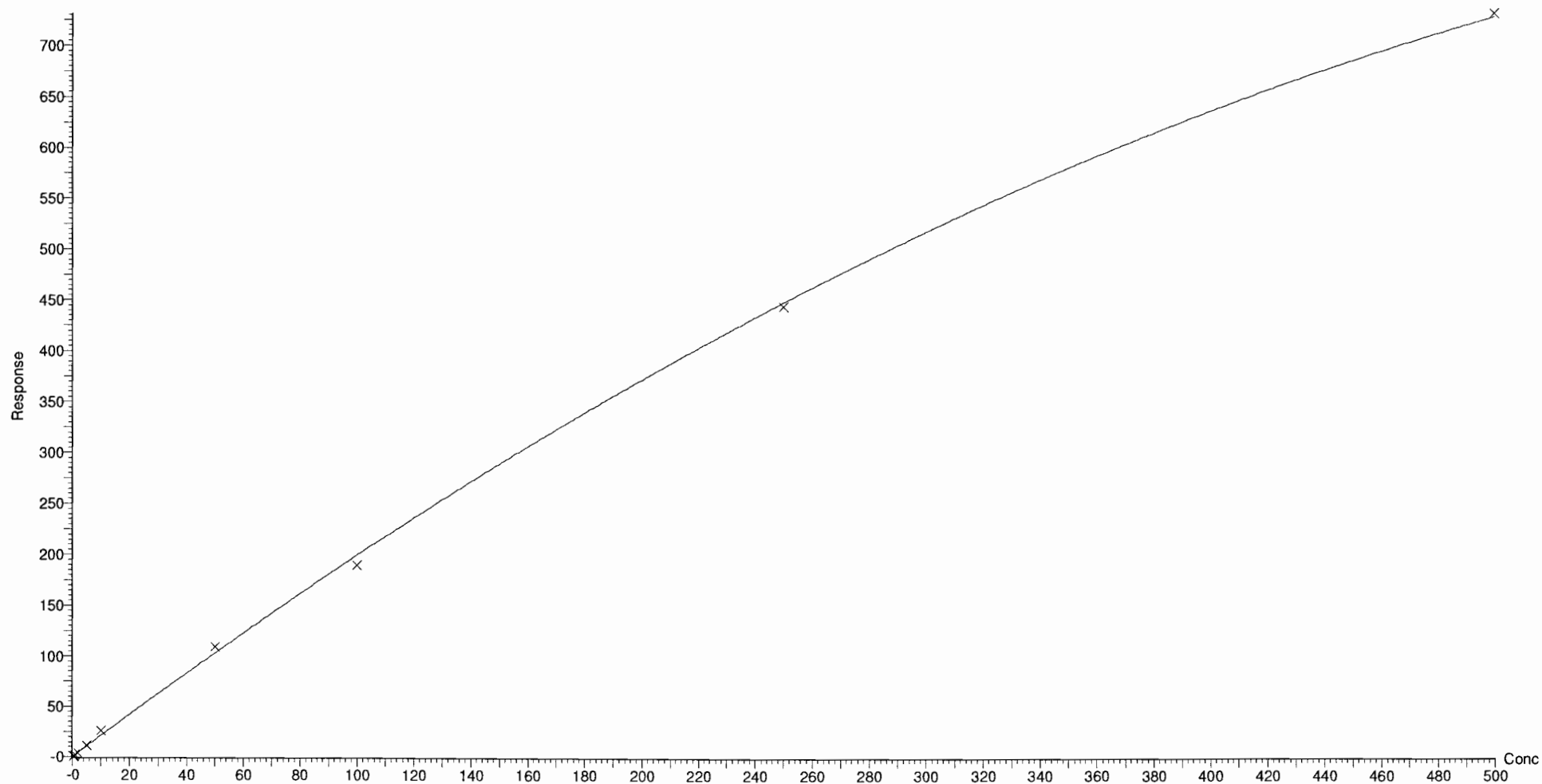
Compound name: PFTeDA

Coefficient of Determination:  $R^2 = 0.998155$

Calibration curve:  $-0.00135142 * x^2 + 2.1314 * x + 0.149426$

Response type: Internal Std ( Ref 50 ), Area \* ( IS Conc. / IS Area )

Curve type: 2nd Order, Origin: Exclude, Weighting: 1/x, Axis trans: None



Dataset: F:\Projects\PFAS.PRO\Results\180215M1\180215M1-CRV.qld

Last Altered: Friday, February 16, 2018 09:12:54 Pacific Standard Time

Printed: Friday, February 16, 2018 10:33:31 Pacific Standard Time

Compound name: N-EtFOSA

Coefficient of Determination:  $R^2 = 0.998353$

Calibration curve:  $-2.41692e-005 * x^2 + 0.874564 * x + 0.353609$

Response type: Internal Std ( Ref 51 ), Area \* ( IS Conc. / IS Area )

Curve type: 2nd Order, Origin: Exclude, Weighting: 1/x, Axis trans: None



Dataset: F:\Projects\PFAS.PRO\Results\180215M1\180215M1-CRV.qld

Last Altered: Friday, February 16, 2018 09:12:54 Pacific Standard Time

Printed: Friday, February 16, 2018 10:33:31 Pacific Standard Time

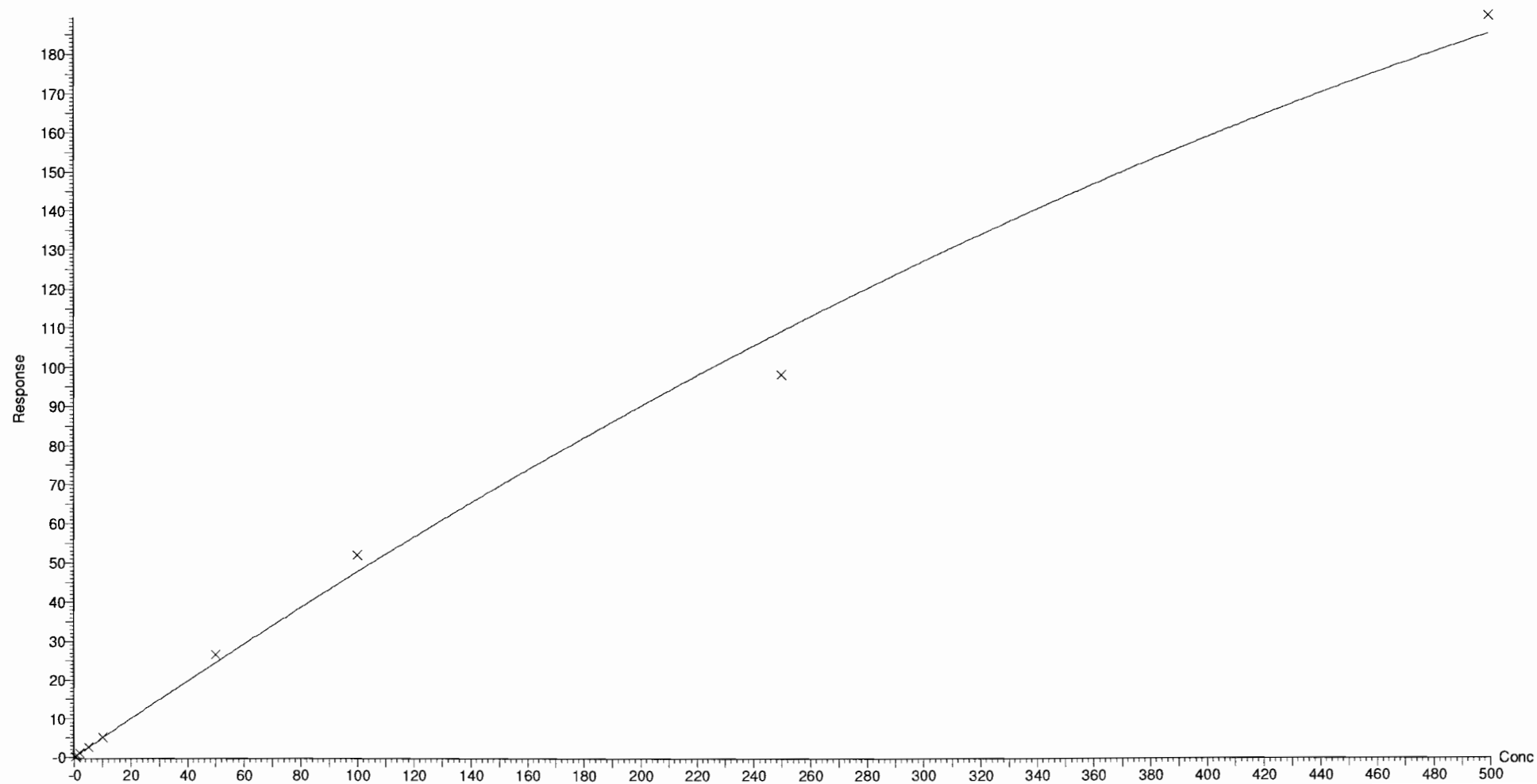
Compound name: PFHxDA

Coefficient of Determination:  $R^2 = 0.994833$

Calibration curve:  $-0.000267403 * x^2 + 0.503378 * x + 0.114986$

Response type: Internal Std ( Ref 52 ), Area \* ( IS Conc. / IS Area )

Curve type: 2nd Order, Origin: Exclude, Weighting: 1/x, Axis trans: None





Dataset: F:\Projects\PFAS.PRO\Results\180215M1\180215M1-CRV.qld

Last Altered: Friday, February 16, 2018 09:12:54 Pacific Standard Time

Printed: Friday, February 16, 2018 10:33:31 Pacific Standard Time

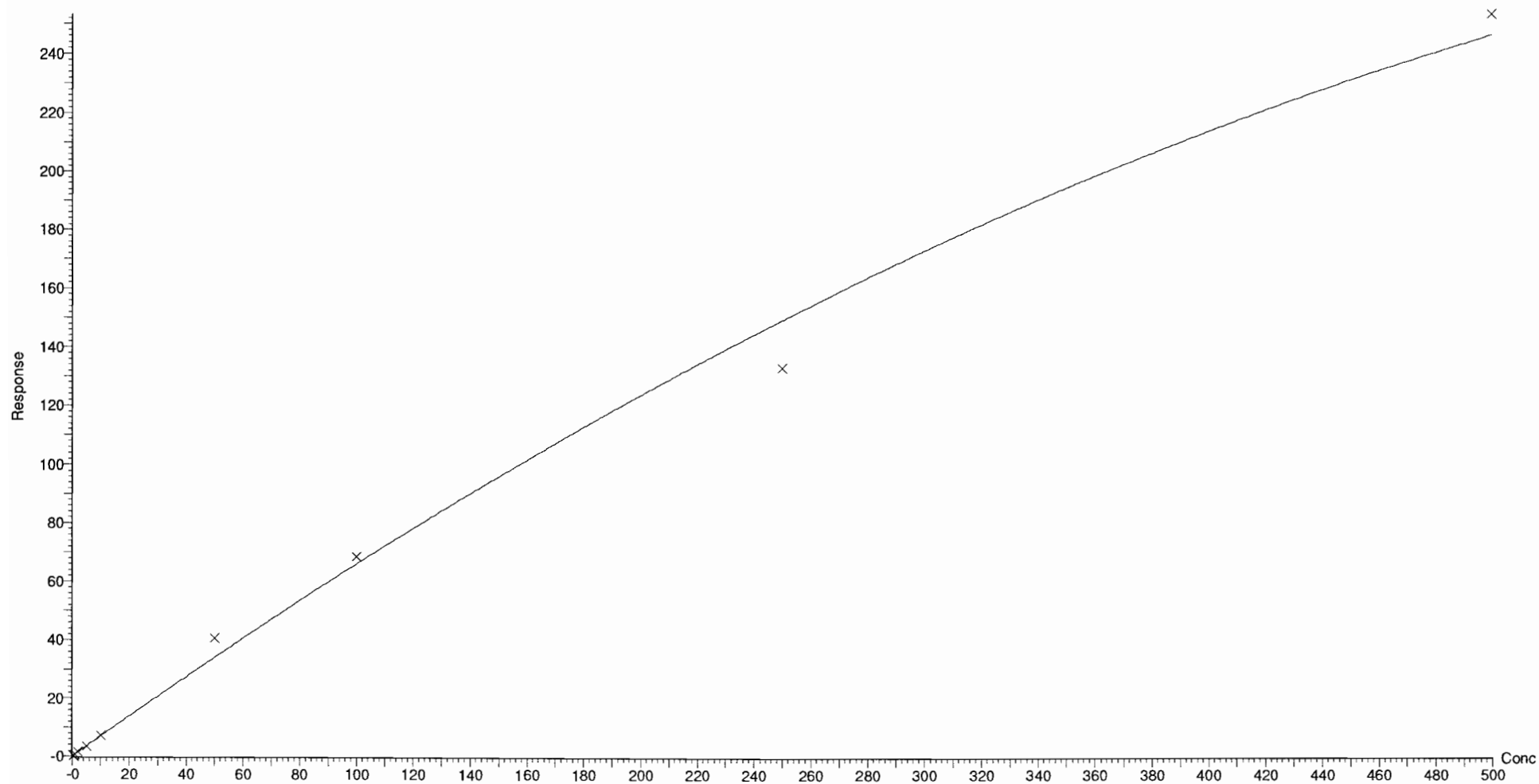
Compound name: PFOA

Coefficient of Determination:  $R^2 = 0.992584$

Calibration curve:  $-0.000419473 * x^2 + 0.702165 * x + 0.0550138$

Response type: Internal Std ( Ref 52 ), Area \* ( IS Conc. / IS Area )

Curve type: 2nd Order, Origin: Include, Weighting: 1/x, Axis trans: None



Dataset: F:\Projects\PFAS.PRO\Results\180215M1\180215M1-CRV.qld

Last Altered: Friday, February 16, 2018 09:12:54 Pacific Standard Time

Printed: Friday, February 16, 2018 10:33:31 Pacific Standard Time

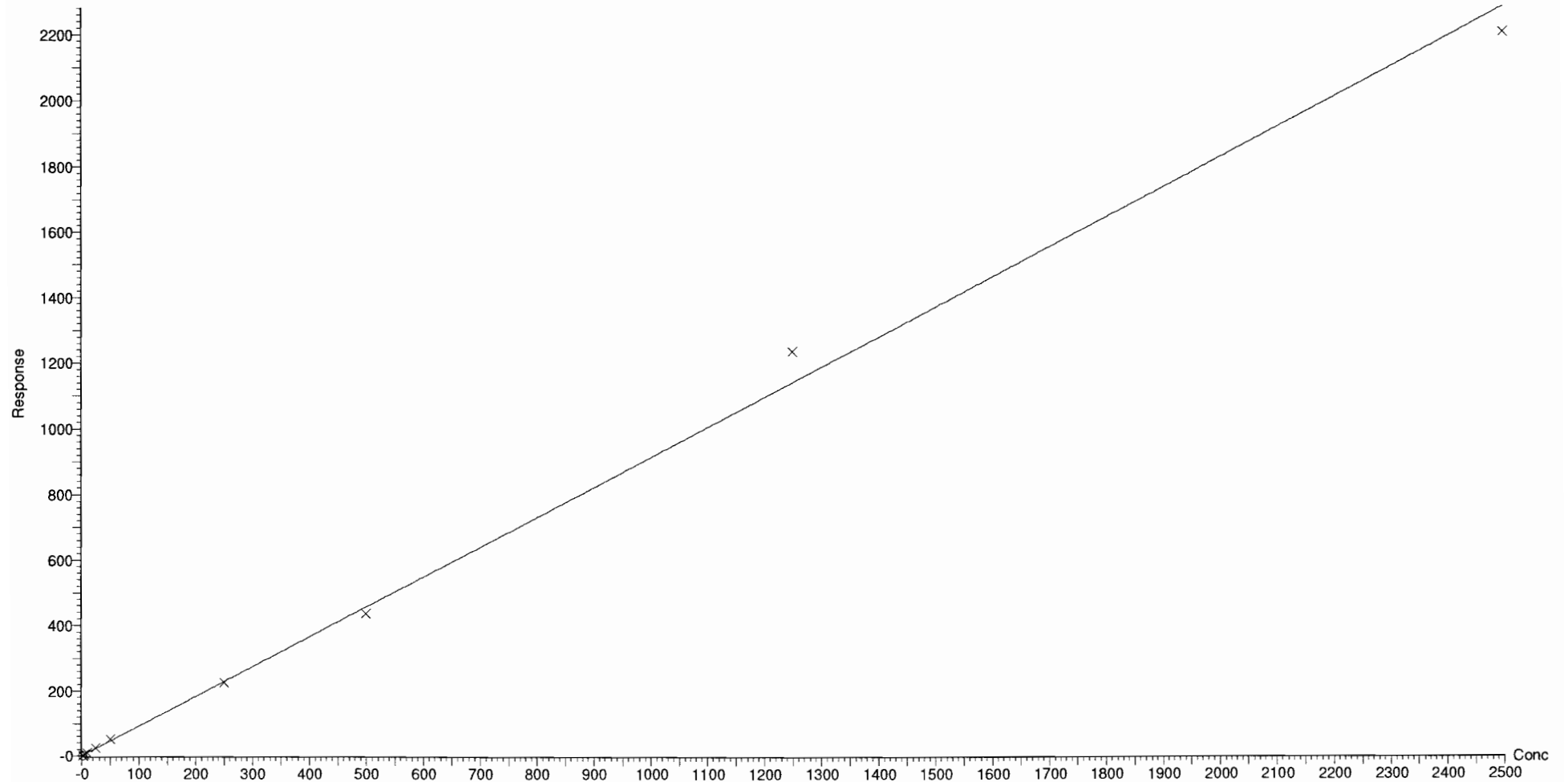
Compound name: N-MeFOSE

Correlation coefficient:  $r = 0.998463$ ,  $r^2 = 0.996928$

Calibration curve:  $0.912334 * x + 0.889868$

Response type: Internal Std ( Ref 53 ), Area \* ( IS Conc. / IS Area )

Curve type: Linear, Origin: Exclude, Weighting: 1/x, Axis trans: None



Dataset: F:\Projects\PFAS.PRO\Results\180215M1\180215M1-CRV.qld

Last Altered: Friday, February 16, 2018 09:12:54 Pacific Standard Time

Printed: Friday, February 16, 2018 10:33:31 Pacific Standard Time

Compound name: N-EtFOSE

Correlation coefficient:  $r = 0.996272$ ,  $r^2 = 0.992558$

Calibration curve:  $1.07781 * x + -0.0653188$

Response type: Internal Std ( Ref 54 ), Area \* ( IS Conc. / IS Area )

Curve type: Linear, Origin: Exclude, Weighting: 1/x, Axis trans: None



Dataset: F:\Projects\PFAS.PRO\Results\180215M1\180215M1-CRV.qld

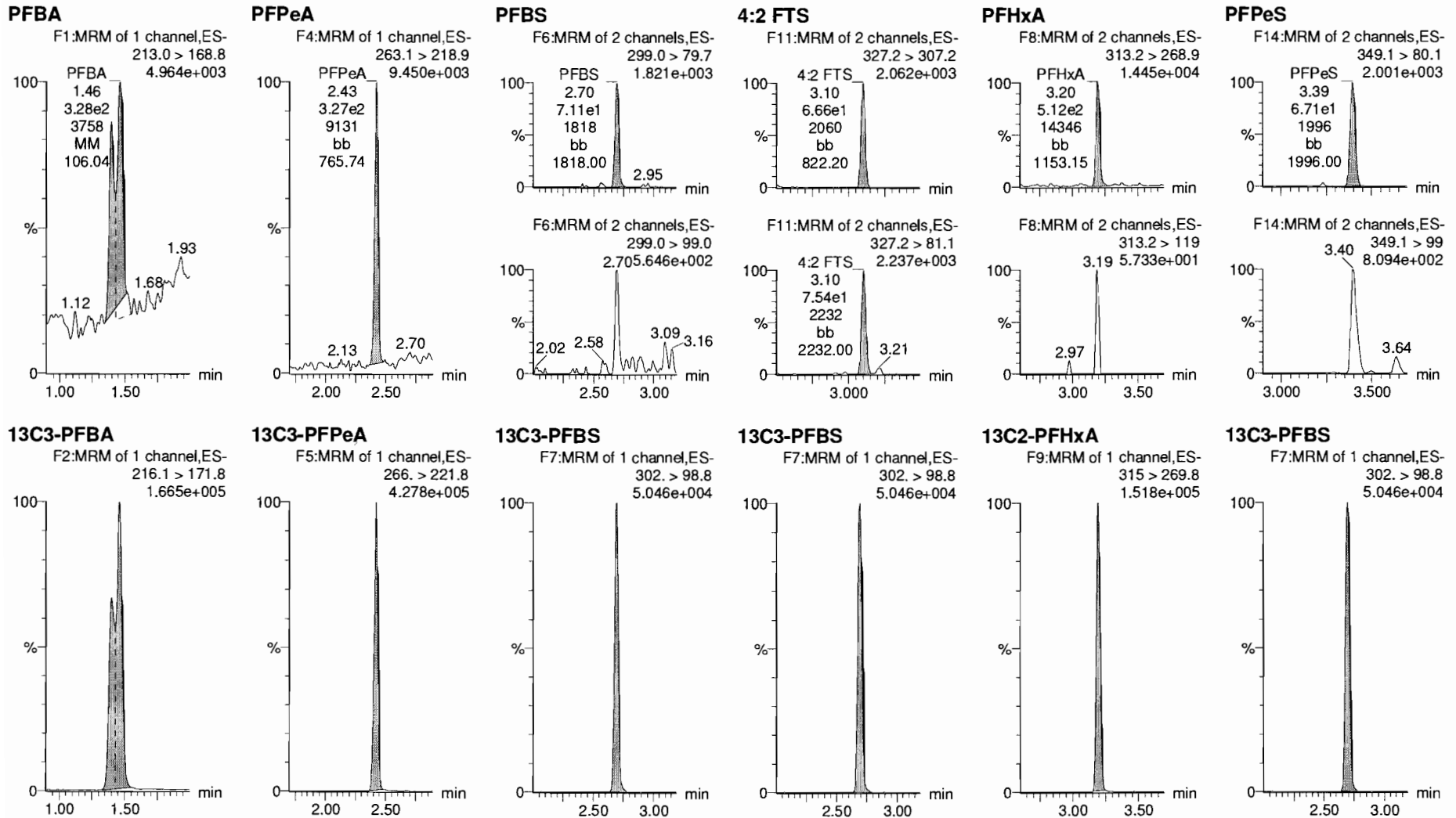
Last Altered: Friday, February 16, 2018 09:12:54 Pacific Standard Time

Printed: Friday, February 16, 2018 10:49:08 Pacific Standard Time

Method: F:\Projects\PFAS.PRO\MethDB\PFAS\_FULL\_80C\_021318.mdb 15 Feb 2018 10:31:04

Calibration: F:\Projects\PFAS.PRO\CurveDB\C18\_VAL-PFAS\_Q4\_02-15-18-FULL.cdb 16 Feb 2018 09:12:54

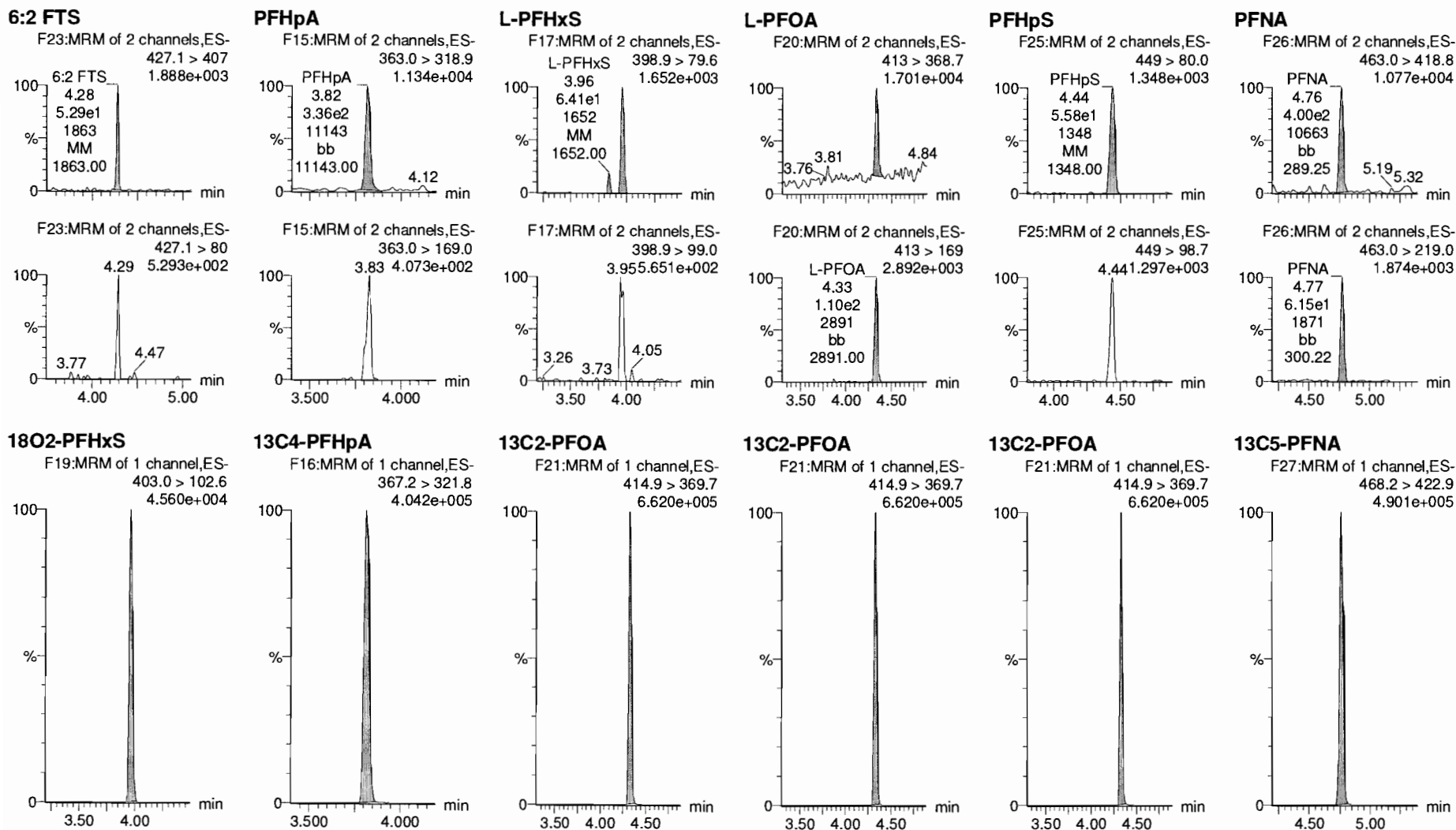
Name: 180215M1\_2, Date: 15-Feb-2018, Time: 16:57:41, ID: ST180215M1-1 PFC CS-2 18B0810, Description: PFC CS-2 18B0810



Dataset: F:\Projects\PFAS.PRO\Results\180215M1\180215M1-CRV.qld

Last Altered: Friday, February 16, 2018 09:12:54 Pacific Standard Time  
Printed: Friday, February 16, 2018 10:49:08 Pacific Standard Time

Name: 180215M1\_2, Date: 15-Feb-2018, Time: 16:57:41, ID: ST180215M1-1 PFC CS-2 18B0810, Description: PFC CS-2 18B0810



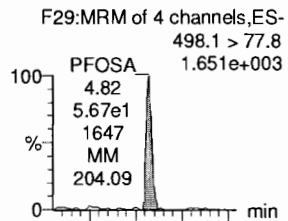
Dataset: F:\Projects\PFAS.PRO\Results\180215M1\180215M1-CRV.qld

Last Altered: Friday, February 16, 2018 09:12:54 Pacific Standard Time

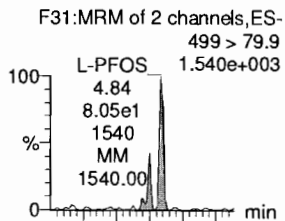
Printed: Friday, February 16, 2018 10:49:08 Pacific Standard Time

Name: 180215M1\_2, Date: 15-Feb-2018, Time: 16:57:41, ID: ST180215M1-1 PFC CS-2 18B0810, Description: PFC CS-2 18B0810

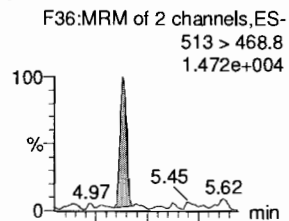
**PFOSA**



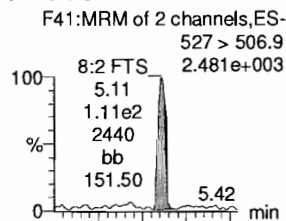
**L-PFOS**



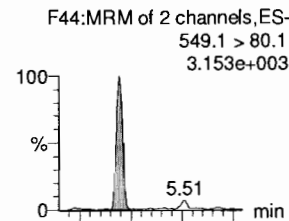
**PFDA**



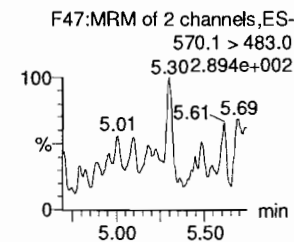
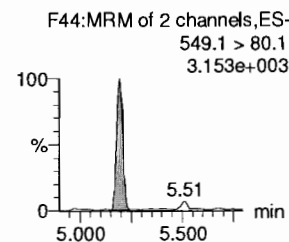
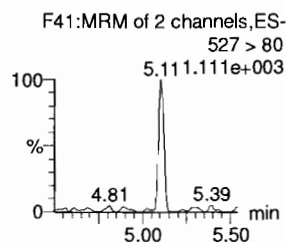
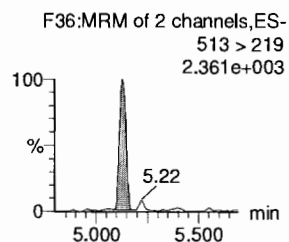
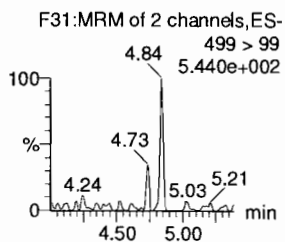
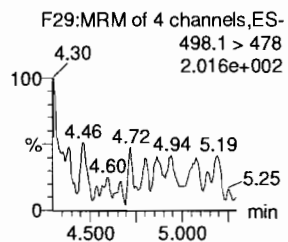
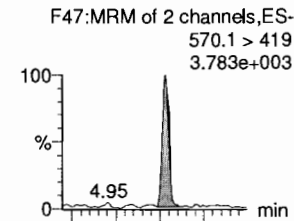
**8:2 FTS**



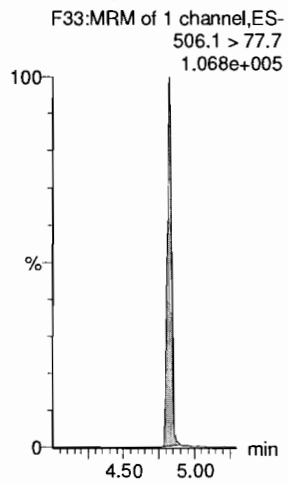
**PFNS**



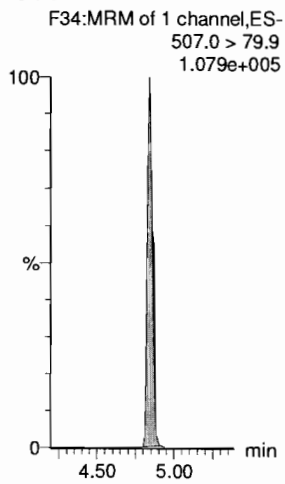
**N-MeFOSAA**



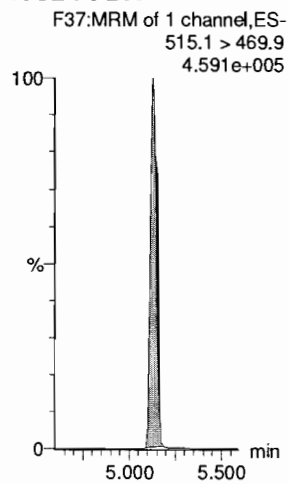
**13C8-PFOA**



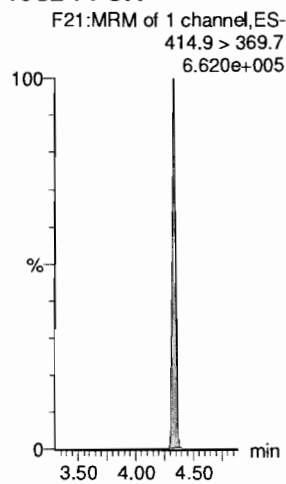
**13C8-PFOS**




**13C2-PFDA**



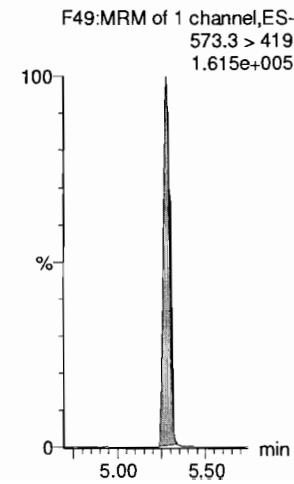
**13C2-PFOA**



**13C2-PFOA**



**d3-N-MeFOSAA**



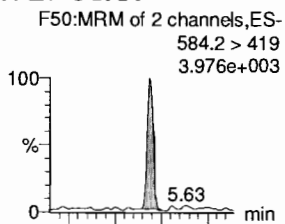
Dataset: F:\Projects\PFAS.PRO\Results\180215M1\180215M1-CRV.qld

Last Altered: Friday, February 16, 2018 09:12:54 Pacific Standard Time

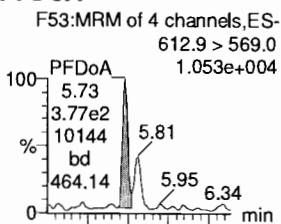
Printed: Friday, February 16, 2018 10:49:08 Pacific Standard Time

Name: 180215M1\_2, Date: 15-Feb-2018, Time: 16:57:41, ID: ST180215M1-1 PFC CS-2 18B0810, Description: PFC CS-2 18B0810

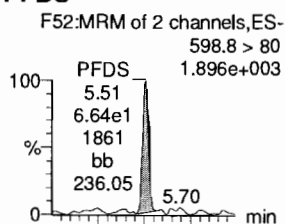
**N-EtFOSAA**



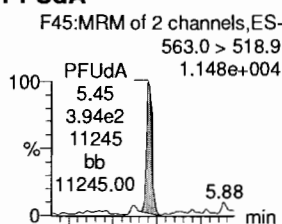
**PFDoA**



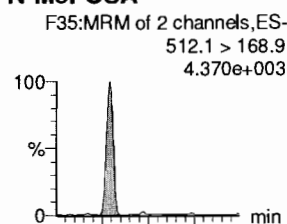
**PFDS**



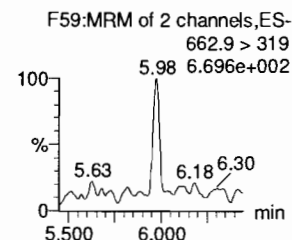
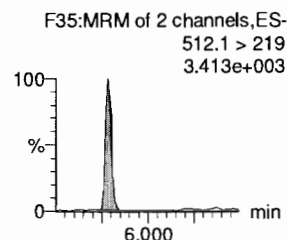
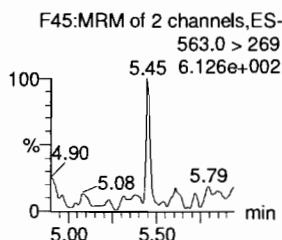
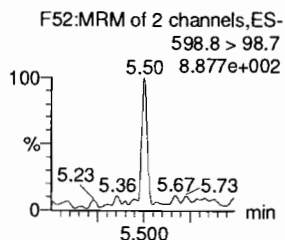
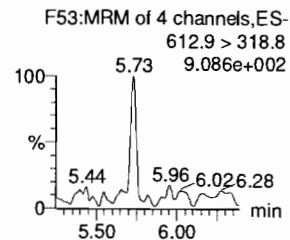
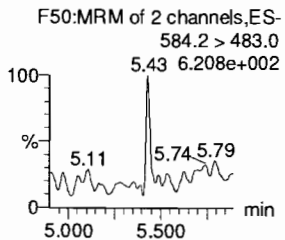
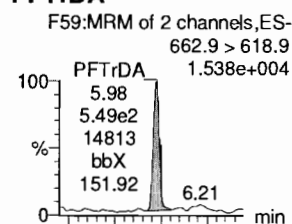
**PFUdA**



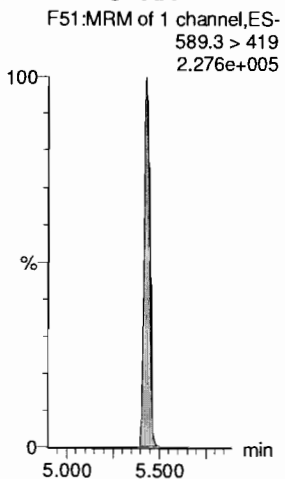
**N-MeFOSA**



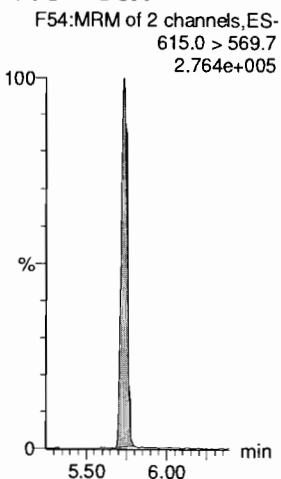
**PFTrDA**



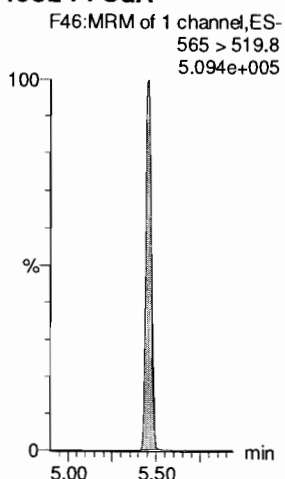
**d5-N-EtFOSAA**



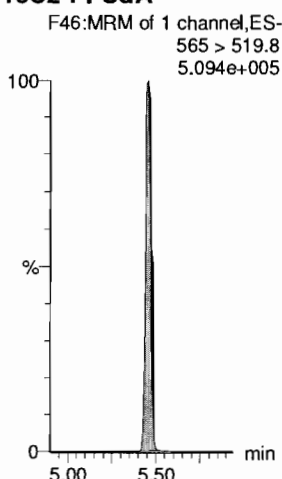
**13C2-PFDoA**



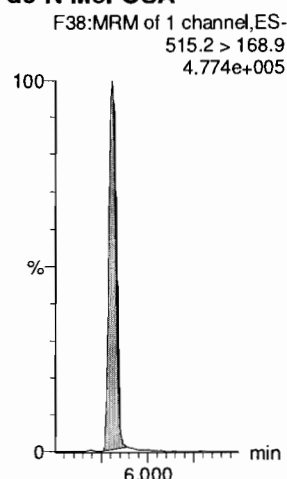
**13C2-PFUdA**



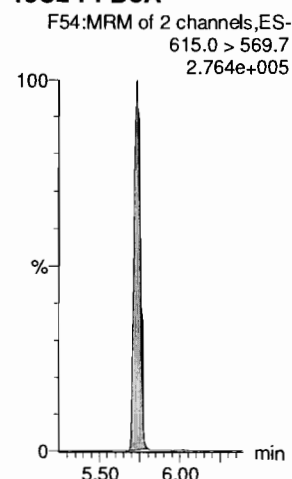
**13C2-PFUdA**



**d3-N-MeFOSA**



**13C2-PFDoA**

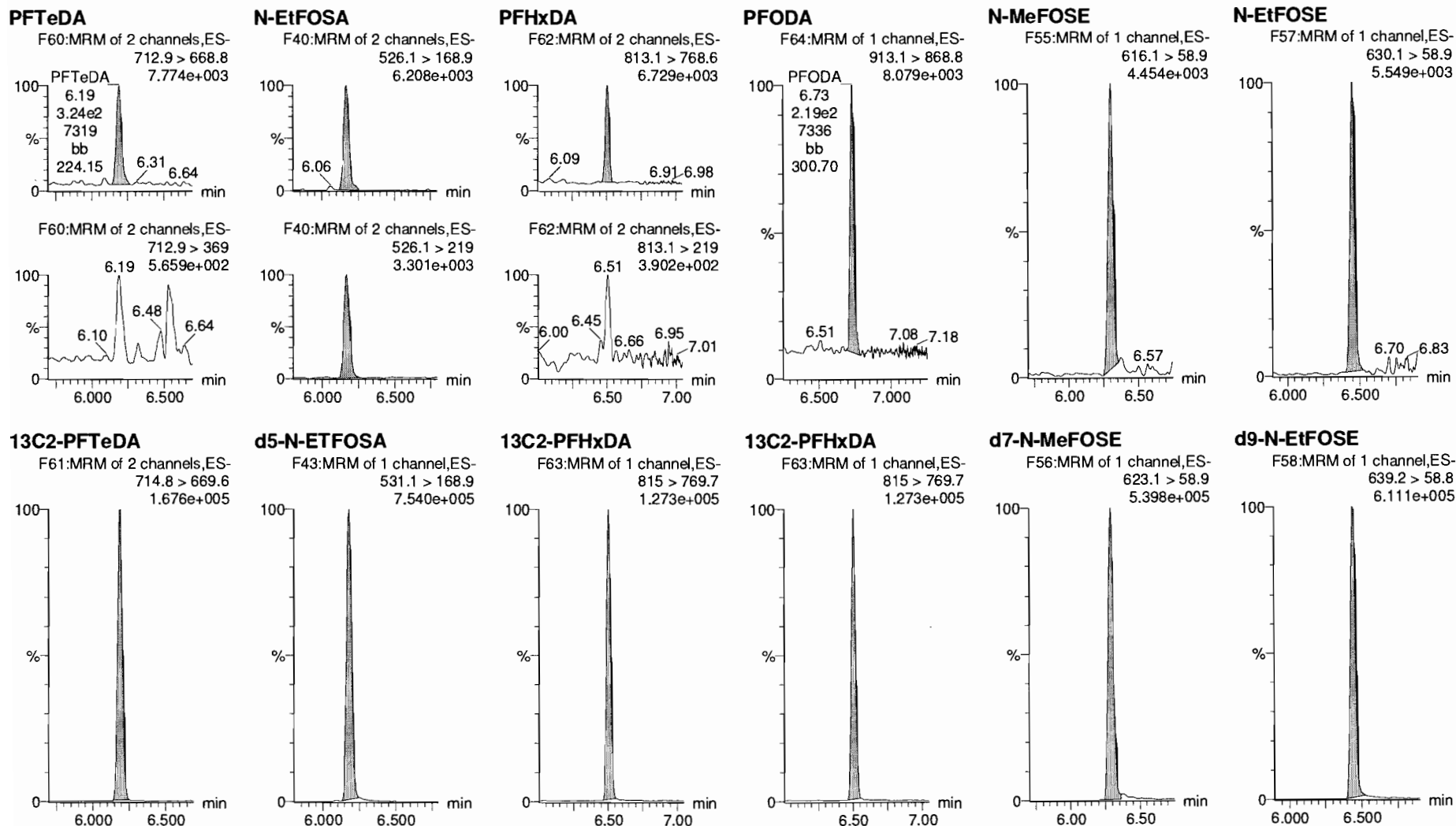


Dataset: F:\Projects\PFAS.PRO\Results\180215M1\180215M1-CRV.qld

Last Altered: Friday, February 16, 2018 09:12:54 Pacific Standard Time

Printed: Friday, February 16, 2018 10:49:08 Pacific Standard Time

Name: 180215M1\_2, Date: 15-Feb-2018, Time: 16:57:41, ID: ST180215M1-1 PFC CS-2 18B0810, Description: PFC CS-2 18B0810





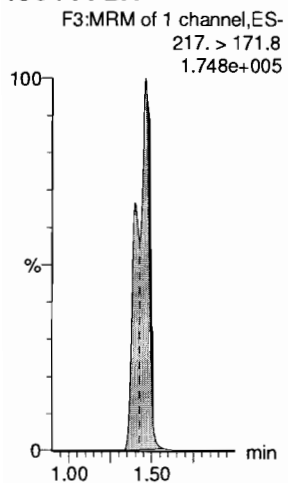
Dataset: F:\Projects\PFAS.PRO\Results\180215M1\180215M1-CRV.qld

Last Altered: Friday, February 16, 2018 09:12:54 Pacific Standard Time

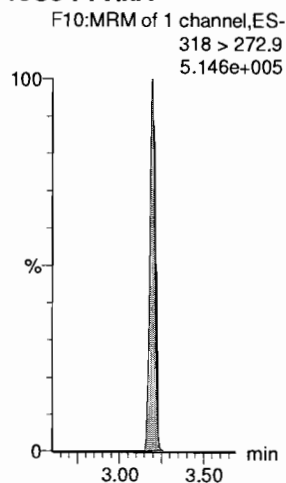
Printed: Friday, February 16, 2018 10:49:08 Pacific Standard Time

Name: 180215M1\_2, Date: 15-Feb-2018, Time: 16:57:41, ID: ST180215M1-1 PFC CS-2 18B0810, Description: PFC CS-2 18B0810

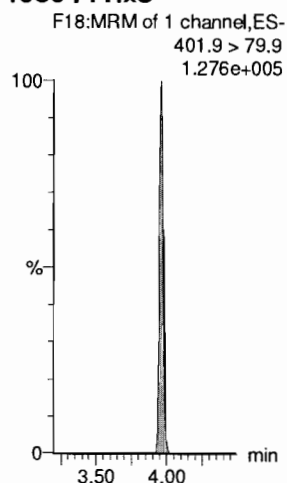
**13C4-PFBA**



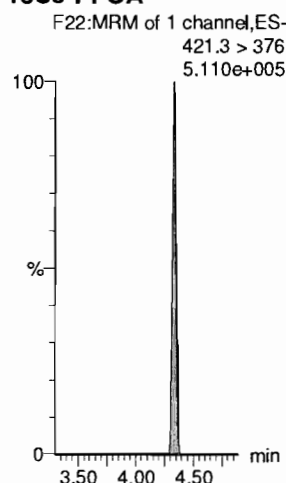
**13C5-PFHxA**



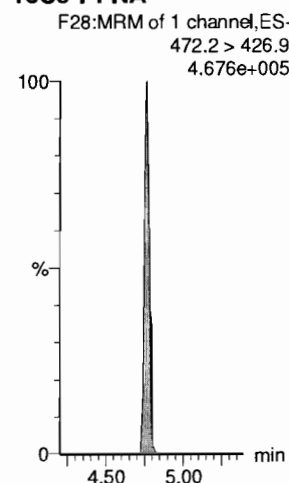
**13C3-PFHxS**



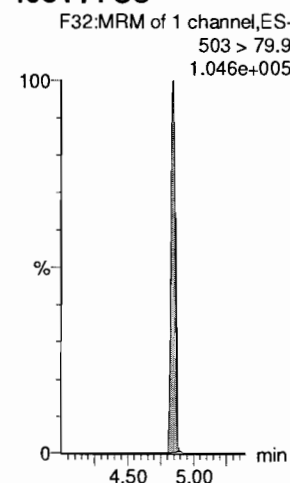
**13C8-PFOA**



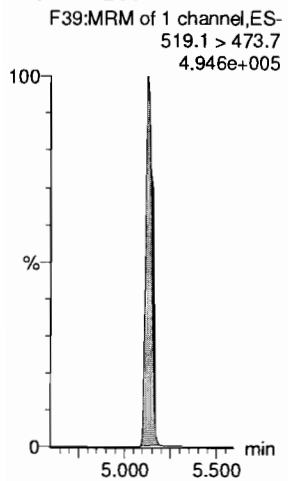
**13C9-PFNA**



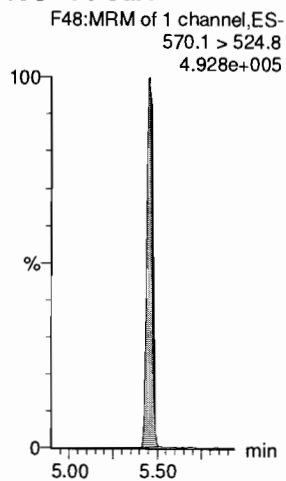
**13C4-PFOS**



**13C6-PFDA**



**13C7-PFudA**



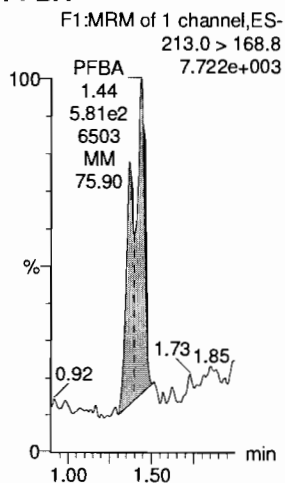
Dataset: F:\Projects\PFAS.PRO\Results\180215M1\180215M1-CRV.qld

Last Altered: Friday, February 16, 2018 09:12:54 Pacific Standard Time

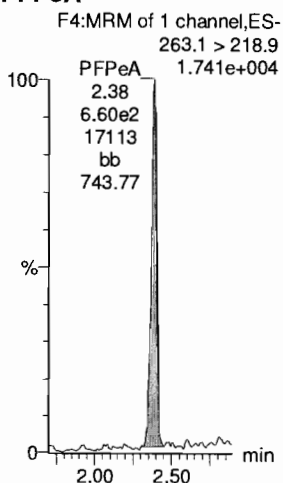
Printed: Friday, February 16, 2018 10:49:08 Pacific Standard Time

Name: 180215M1\_3, Date: 15-Feb-2018, Time: 17:09:08, ID: ST180215M1-2 PFC CS-1 18B0811, Description: PFC CS-1 18B0811

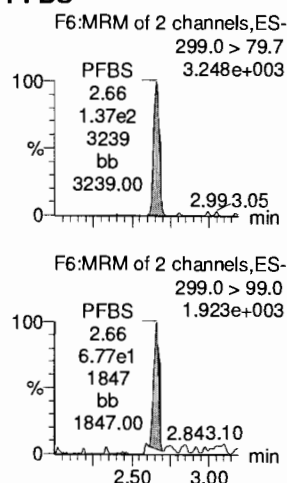
**PFBA**



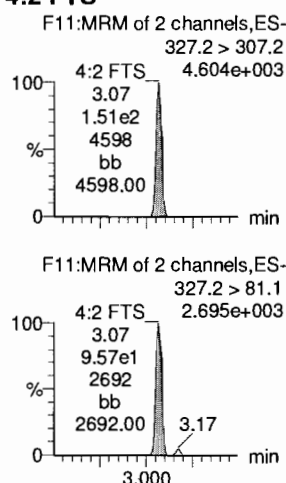
**PFPeA**



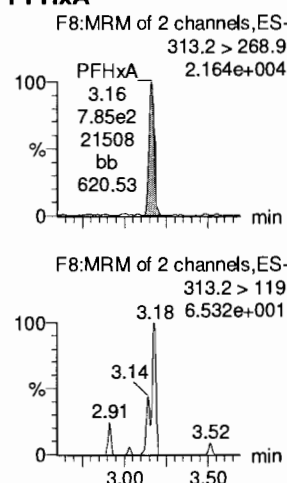
**PFBS**



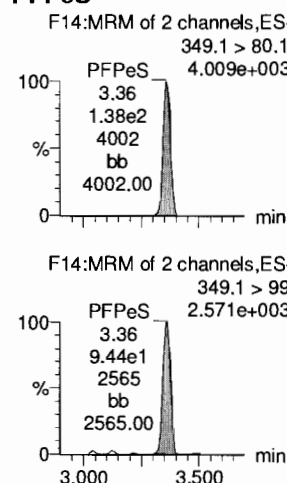
**4:2 FTS**



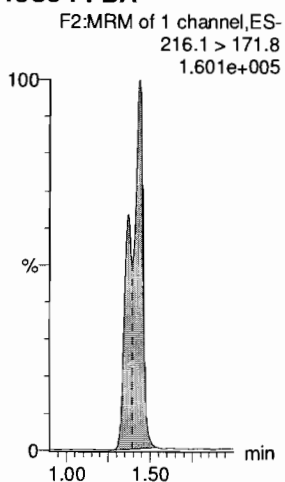
**PFHxA**



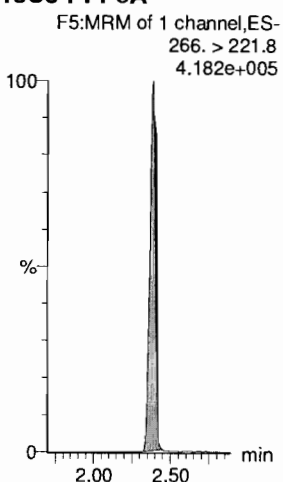
**PFPeS**



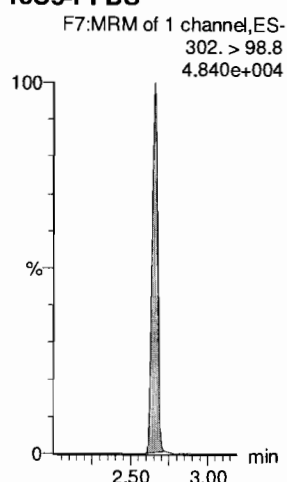
**13C3-PFBA**



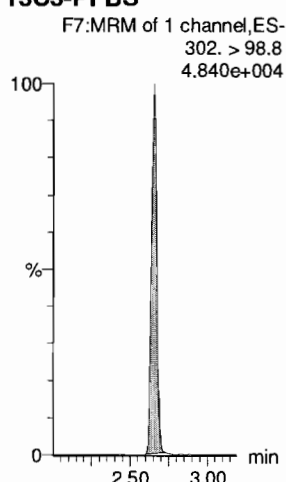
**13C3-PFPeA**



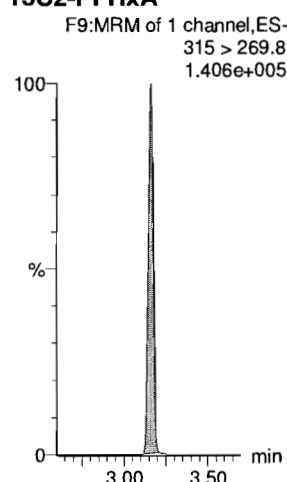
**13C3-PFBS**



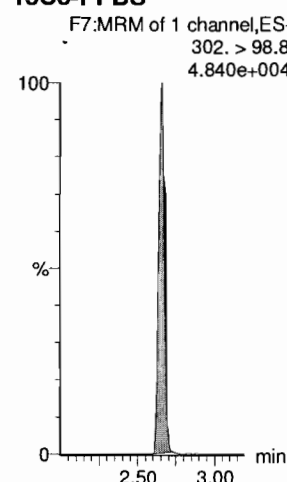
**13C3-PFBS**



**13C2-PFHxA**



**13C3-PFBS**

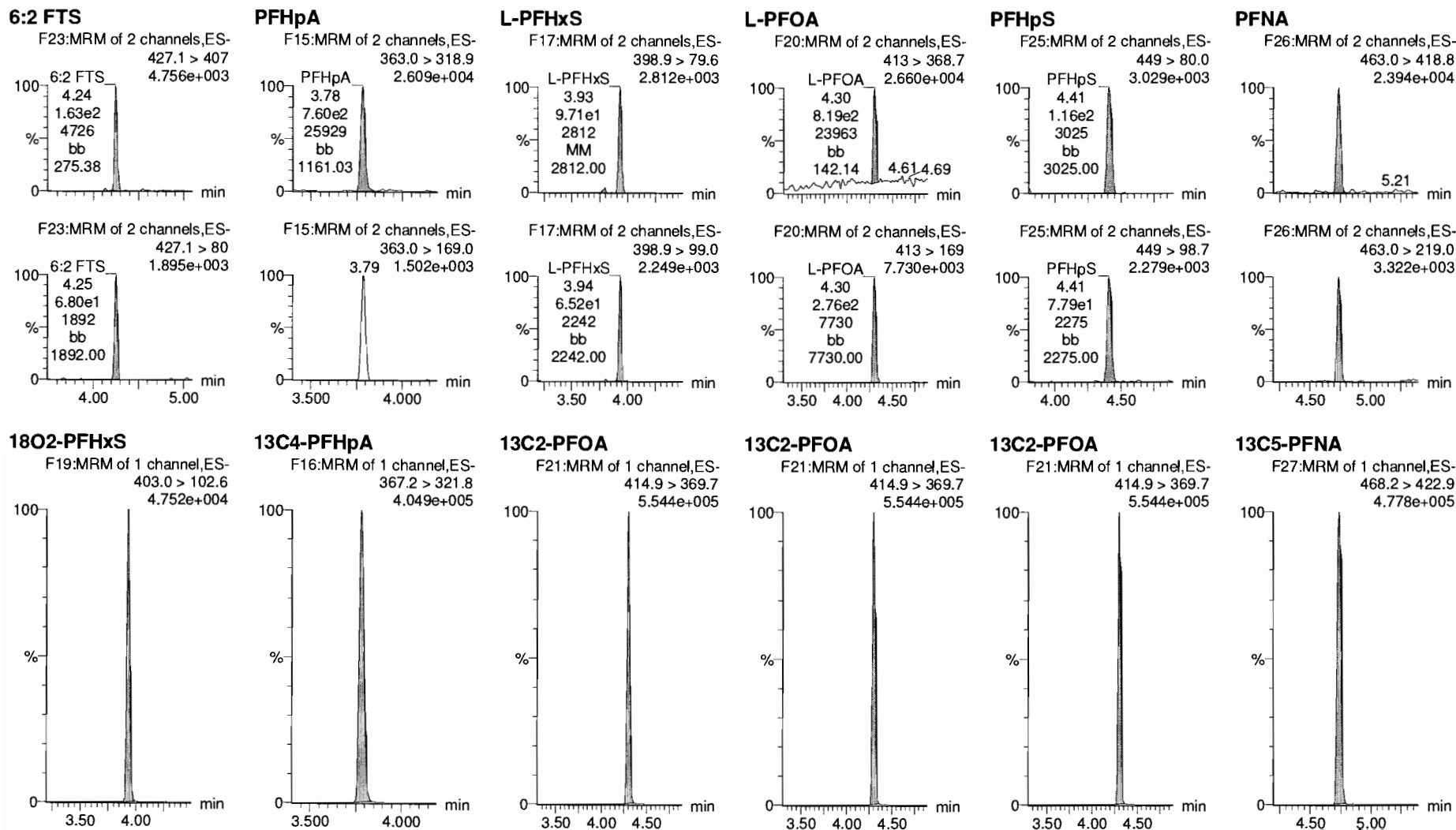


Dataset: F:\Projects\PFAS.PRO\Results\180215M1\180215M1-CRV.qld

Last Altered: Friday, February 16, 2018 09:12:54 Pacific Standard Time

Printed: Friday, February 16, 2018 10:49:08 Pacific Standard Time

Name: 180215M1\_3, Date: 15-Feb-2018, Time: 17:09:08, ID: ST180215M1-2 PFC CS-1 18B0811, Description: PFC CS-1 18B0811

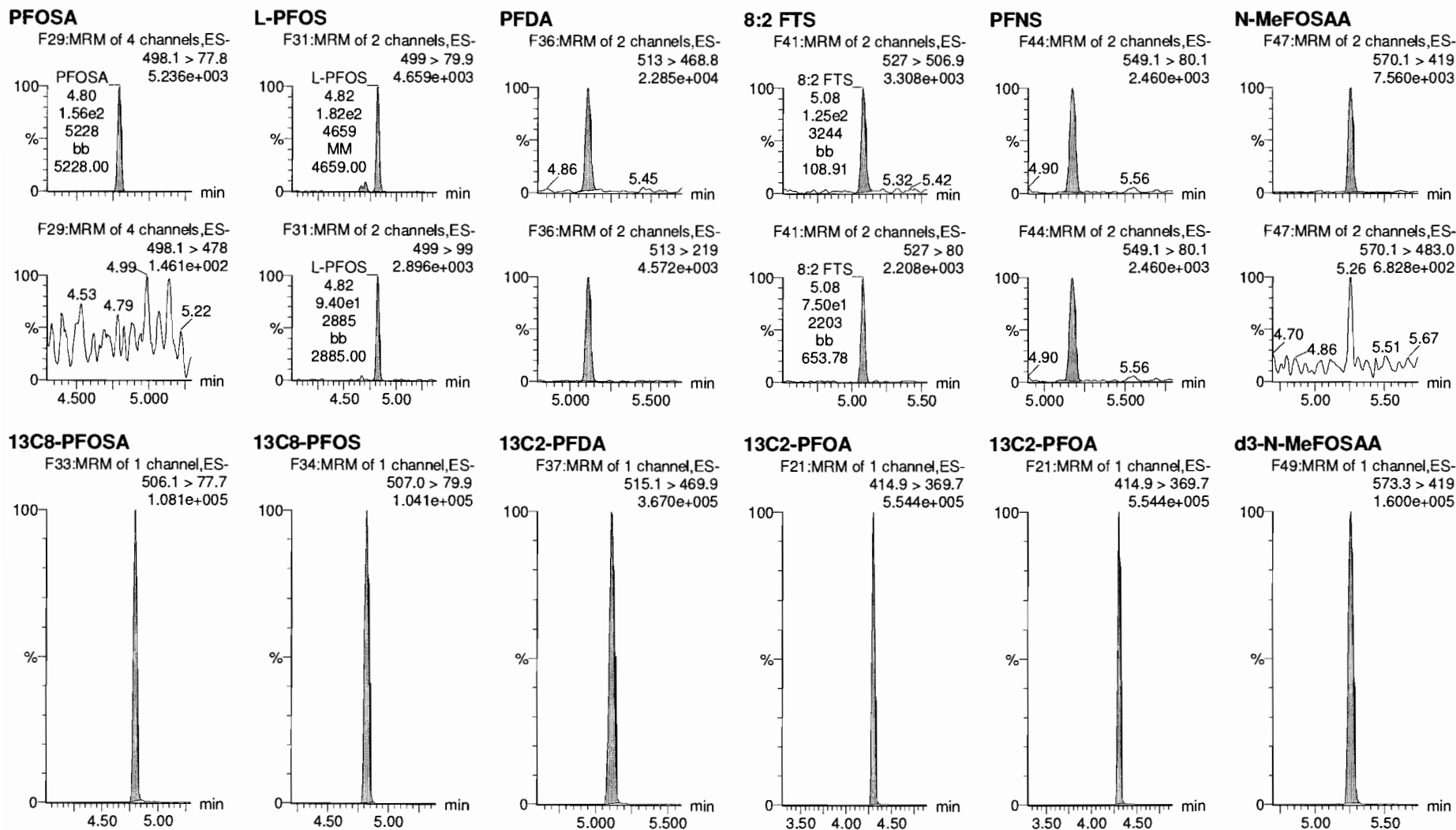


Dataset: F:\Projects\PFAS.PRO\Results\180215M1\180215M1-CRV.qld

Last Altered: Friday, February 16, 2018 09:12:54 Pacific Standard Time

Printed: Friday, February 16, 2018 10:49:08 Pacific Standard Time

Name: 180215M1\_3, Date: 15-Feb-2018, Time: 17:09:08, ID: ST180215M1-2 PFC CS-1 18B0811, Description: PFC CS-1 18B0811



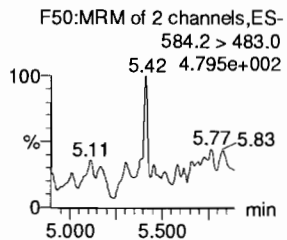
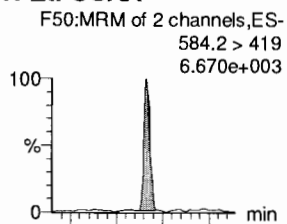
Dataset: F:\Projects\PFAS.PRO\Results\180215M1\180215M1-CRV.qld

Last Altered: Friday, February 16, 2018 09:12:54 Pacific Standard Time

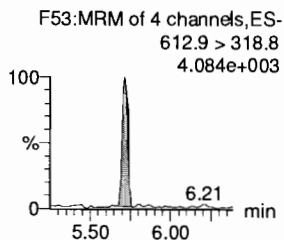
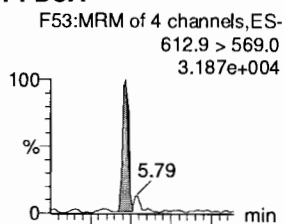
Printed: Friday, February 16, 2018 10:49:08 Pacific Standard Time

Name: 180215M1\_3, Date: 15-Feb-2018, Time: 17:09:08, ID: ST180215M1-2 PFC CS-1 18B0811, Description: PFC CS-1 18B0811

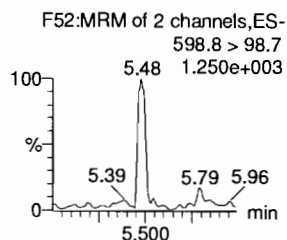
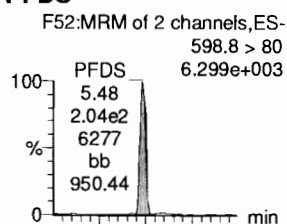
**N-EtFOSAA**



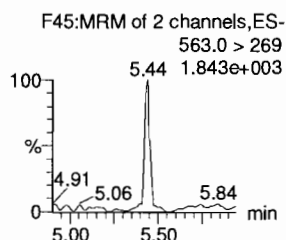
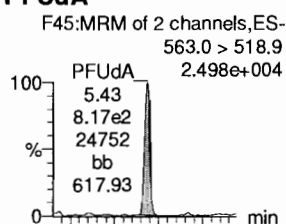
**PFDoA**



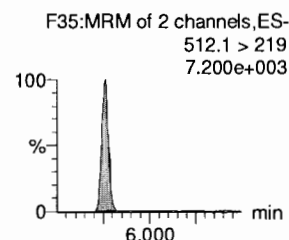
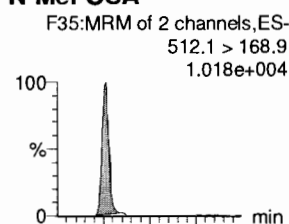
**PFDS**



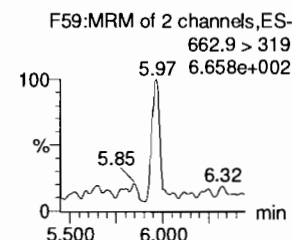
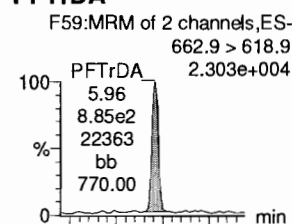
**PFUdA**



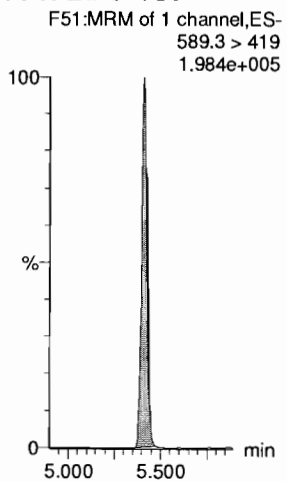
**N-MeFOSA**



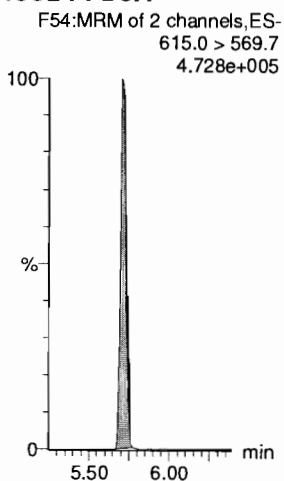
**PFTrDA**



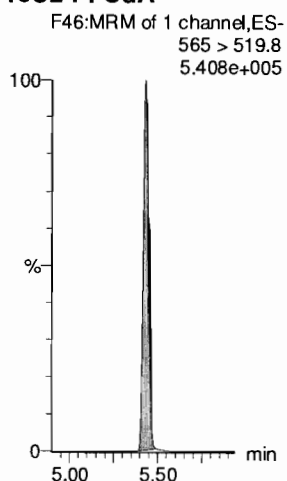
**d5-N-EtFOSAA**



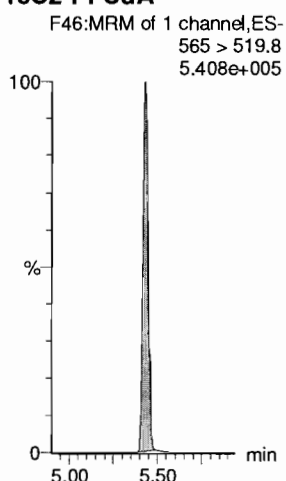
**13C2-PFDoA**



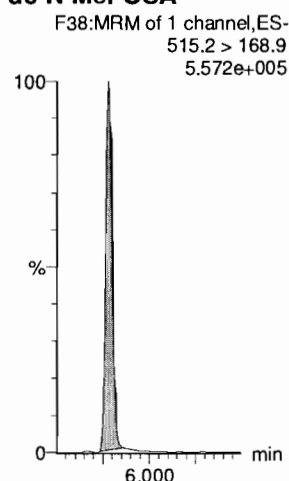
**13C2-PFUdA**



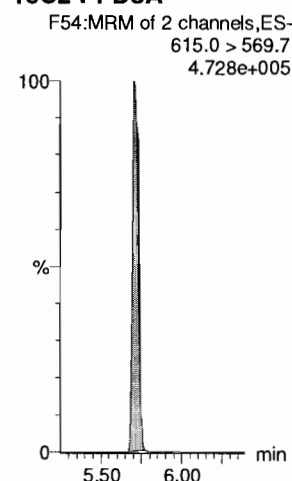
**13C2-PFUdA**



**d3-N-MeFOSA**



**13C2-PFDoA**

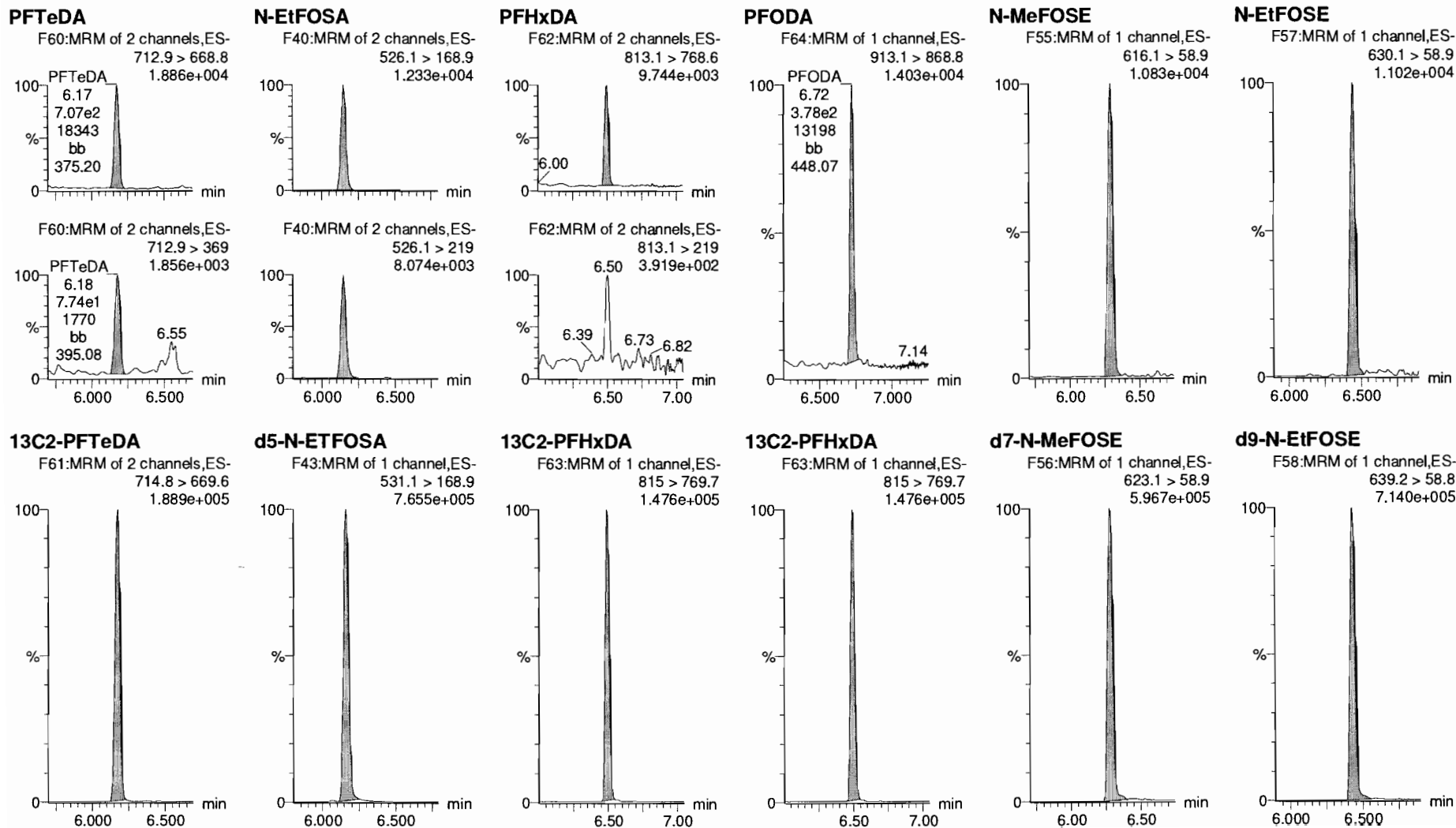


Dataset: F:\Projects\PFAS.PRO\Results\180215M1\180215M1-CRV.qld

Last Altered: Friday, February 16, 2018 09:12:54 Pacific Standard Time

Printed: Friday, February 16, 2018 10:49:08 Pacific Standard Time

Name: 180215M1\_3, Date: 15-Feb-2018, Time: 17:09:08, ID: ST180215M1-2 PFC CS-1 18B0811, Description: PFC CS-1 18B0811



Dataset: F:\Projects\PFAS.PRO\Results\180215M1\180215M1-CRV.qld

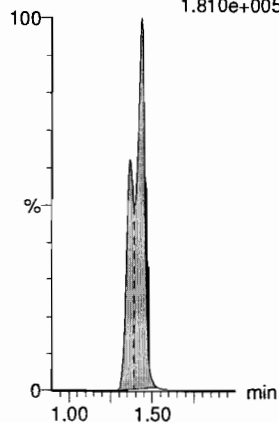
Last Altered: Friday, February 16, 2018 09:12:54 Pacific Standard Time

Printed: Friday, February 16, 2018 10:49:08 Pacific Standard Time

Name: 180215M1\_3, Date: 15-Feb-2018, Time: 17:09:08, ID: ST180215M1-2 PFC CS-1 18B0811, Description: PFC CS-1 18B0811

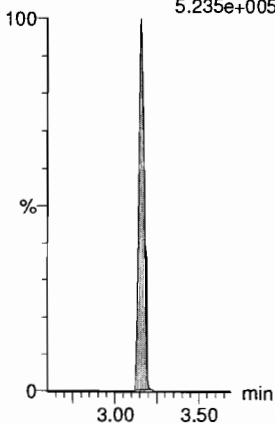
**13C4-PFBA**

F3:MRM of 1 channel,ES-  
217. > 171.8  
1.810e+005



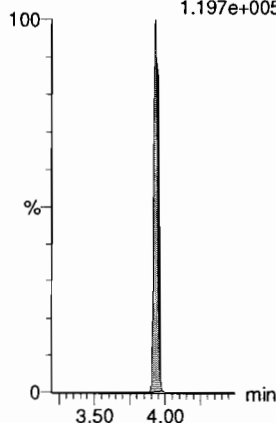
**13C5-PFHxA**

F10:MRM of 1 channel,ES-  
318 > 272.9  
5.235e+005



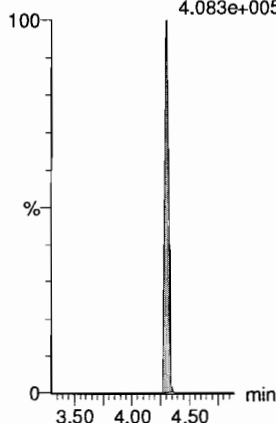
**13C3-PFHxS**

F18:MRM of 1 channel,ES-  
401.9 > 79.9  
1.197e+005



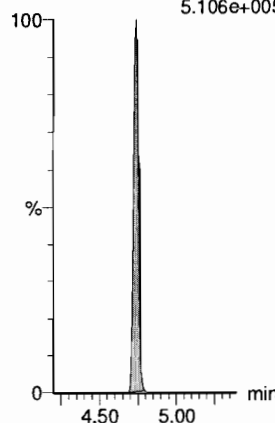
**13C8-PFOA**

F22:MRM of 1 channel,ES-  
421.3 > 376  
4.083e+005



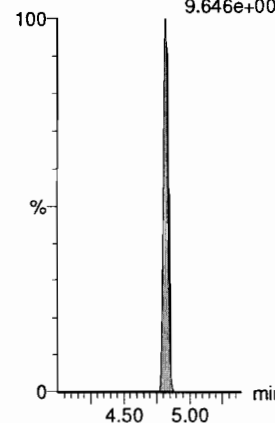
**13C9-PFNA**

F28:MRM of 1 channel,ES-  
472.2 > 426.9  
5.106e+005



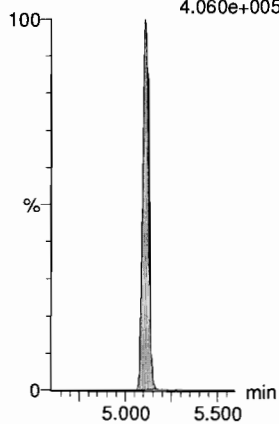
**13C4-PFOS**

F32:MRM of 1 channel,ES-  
503 > 79.9  
9.646e+004



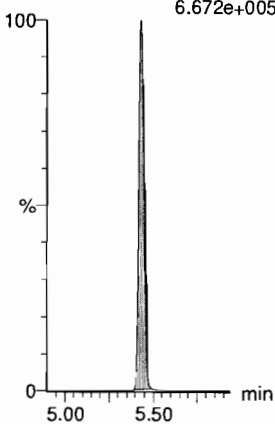
**13C6-PFDA**

F39:MRM of 1 channel,ES-  
519.1 > 473.7  
4.060e+005



**13C7-PFudA**

F48:MRM of 1 channel,ES-  
570.1 > 524.8  
6.672e+005

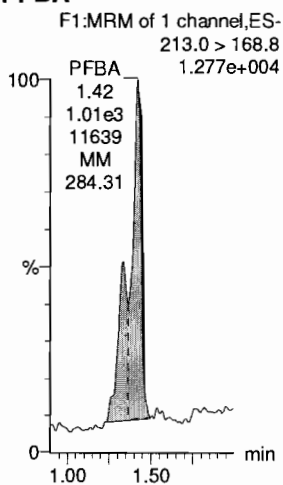


Dataset: F:\Projects\PFAS.PRO\Results\180215M1\180215M1-CRV.qld

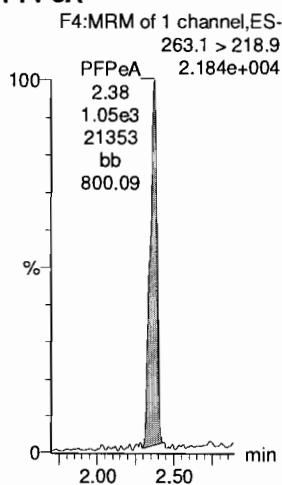
Last Altered: Friday, February 16, 2018 09:12:54 Pacific Standard Time  
Printed: Friday, February 16, 2018 10:49:08 Pacific Standard Time

Name: 180215M1\_4, Date: 15-Feb-2018, Time: 17:20:34, ID: ST180215M1-3 PFC CS0 18B0812, Description: PFC CS0 18B0812

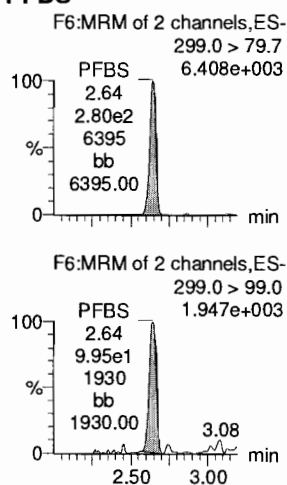
**PFBA**



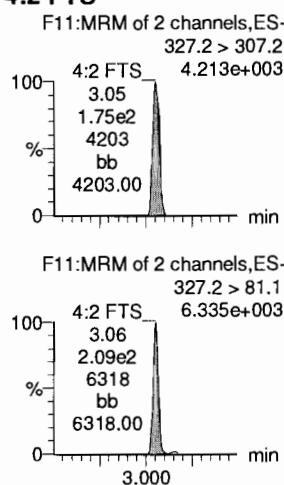
**PFPeA**



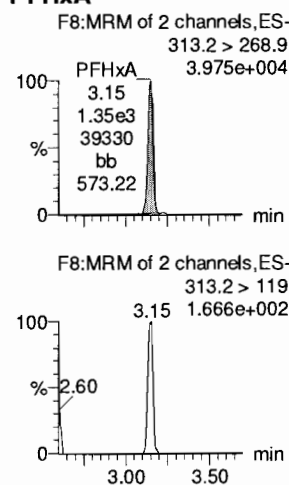
**PFBS**



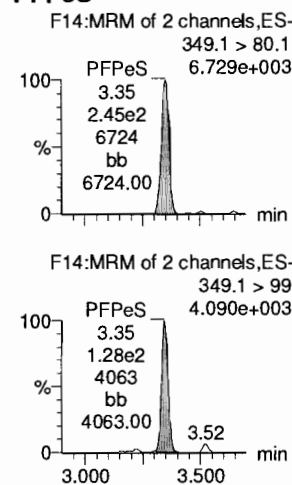
**4:2 FTS**



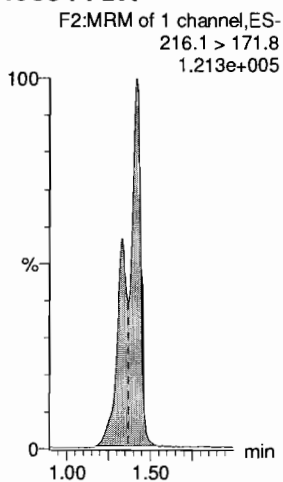
**PFHxA**



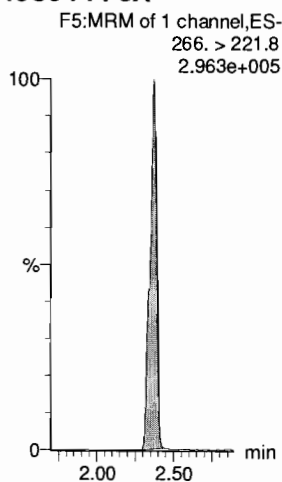
**PFPeS**



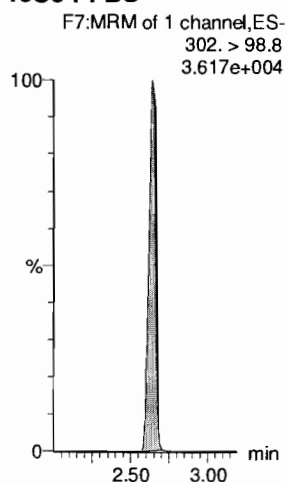
**13C3-PFBA**



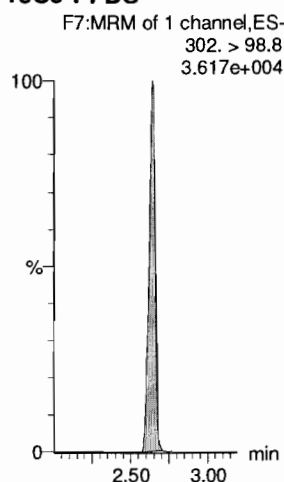
**13C3-PFPeA**



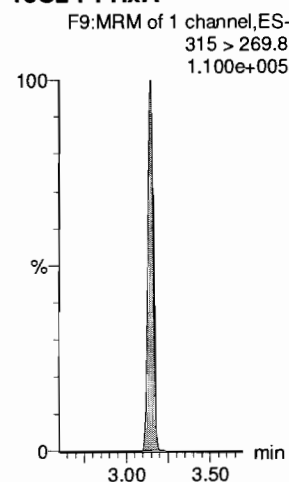
**13C3-PFBS**



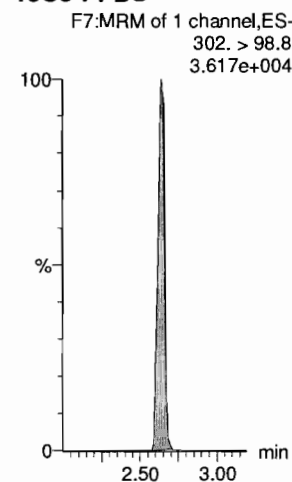
**13C3-PFBS**



**13C2-PFHxA**



**13C3-PFBS**



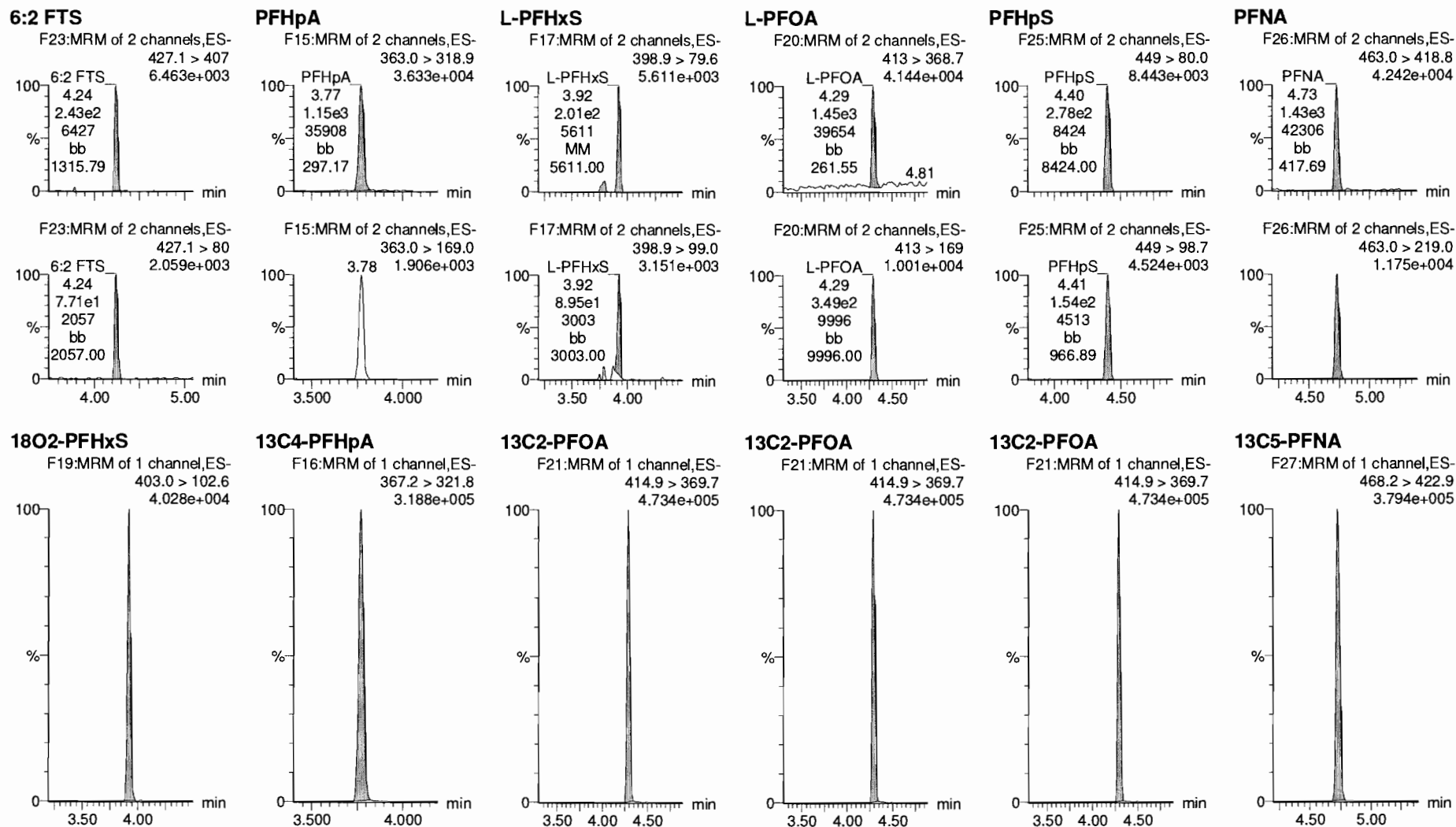


Dataset: F:\Projects\PFAS.PRO\Results\180215M1\180215M1-CRV.qld

Last Altered: Friday, February 16, 2018 09:12:54 Pacific Standard Time

Printed: Friday, February 16, 2018 10:49:08 Pacific Standard Time

Name: 180215M1\_4, Date: 15-Feb-2018, Time: 17:20:34, ID: ST180215M1-3 PFC CS0 18B0812, Description: PFC CS0 18B0812



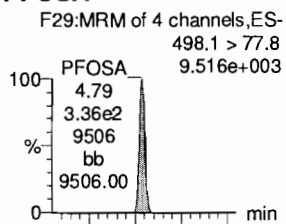
Dataset: F:\Projects\PFAS.PRO\Results\180215M1\180215M1-CRV.qld

Last Altered: Friday, February 16, 2018 09:12:54 Pacific Standard Time

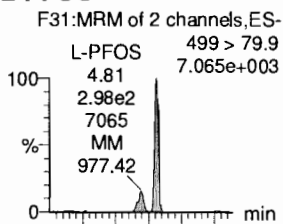
Printed: Friday, February 16, 2018 10:49:08 Pacific Standard Time

Name: 180215M1\_4, Date: 15-Feb-2018, Time: 17:20:34, ID: ST180215M1-3 PFC CS0 18B0812, Description: PFC CS0 18B0812

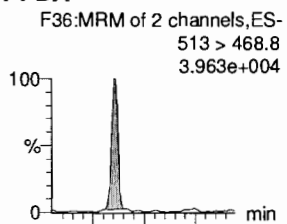
**PFOSA**



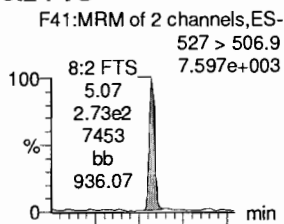
**L-PFOS**



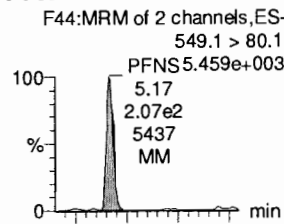
**PFDA**



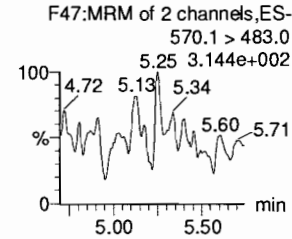
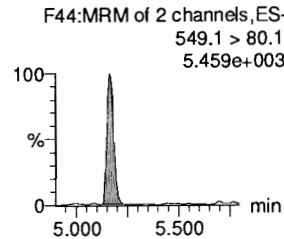
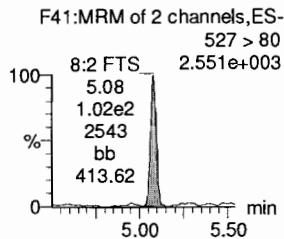
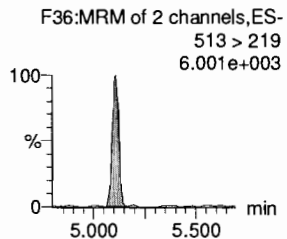
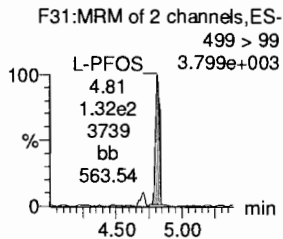
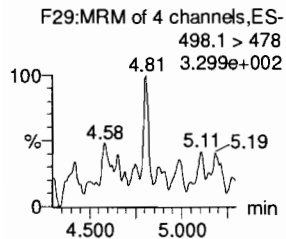
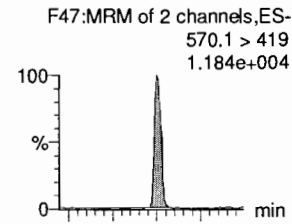
**8:2 FTS**



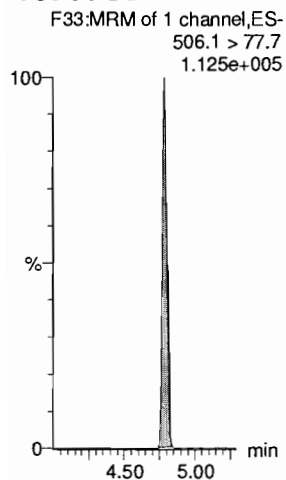
**PFNS**



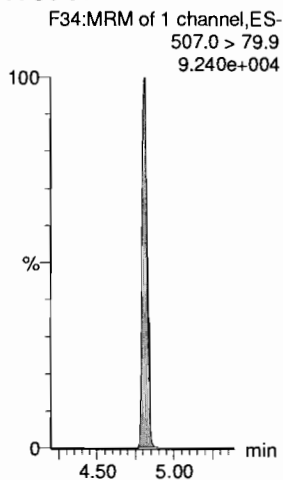
**N-MeFOSAA**



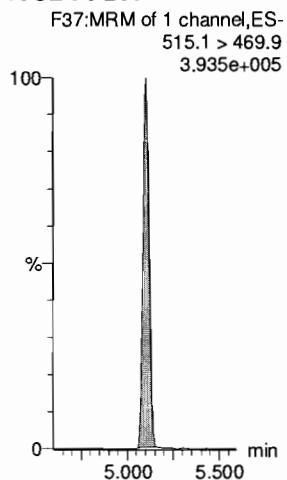
**13C8-PFOA**



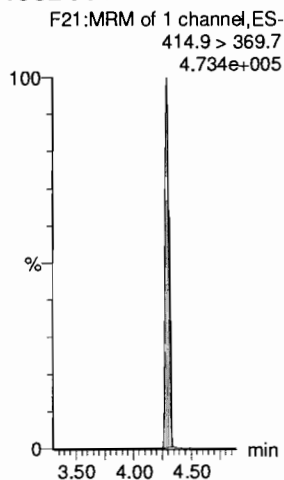
**13C8-PFOS**



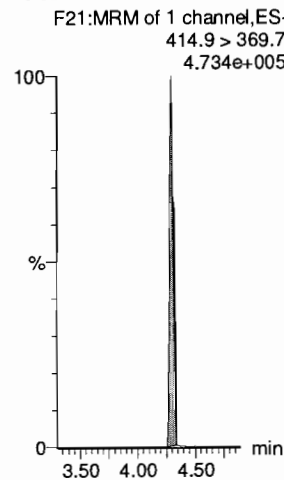
**13C2-PFDA**



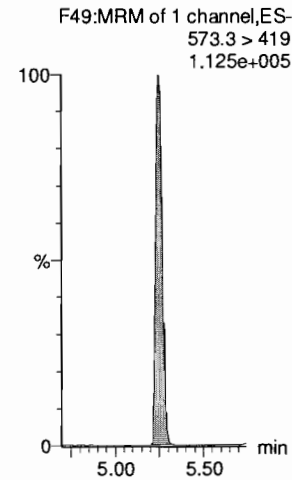
**13C2-PFOA**



**13C2-PFOA**



**d3-N-MeFOSAA**



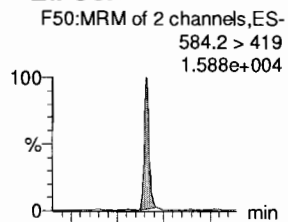
Dataset: F:\Projects\PFAS.PRO\Results\180215M1\180215M1-CRV.qld

Last Altered: Friday, February 16, 2018 09:12:54 Pacific Standard Time

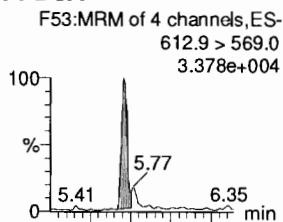
Printed: Friday, February 16, 2018 10:49:08 Pacific Standard Time

Name: 180215M1\_4, Date: 15-Feb-2018, Time: 17:20:34, ID: ST180215M1-3 PFC CS0 18B0812, Description: PFC CS0 18B0812

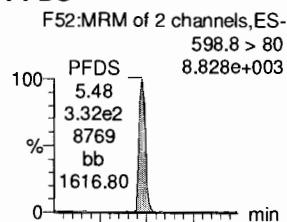
**N-EtFOSAA**



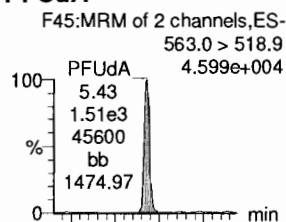
**PFDoA**



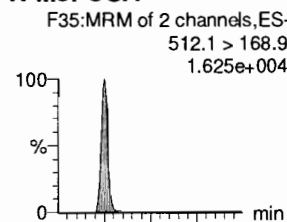
**PFDS**



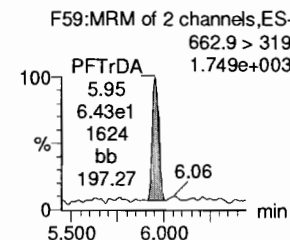
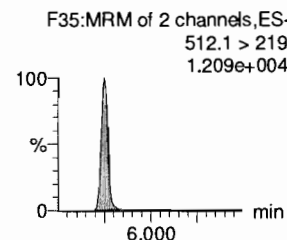
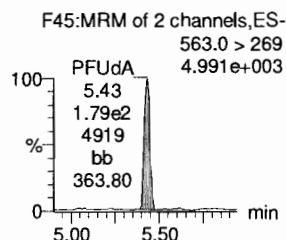
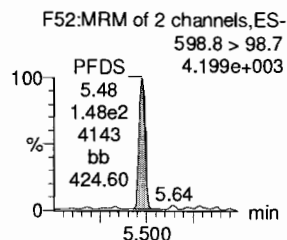
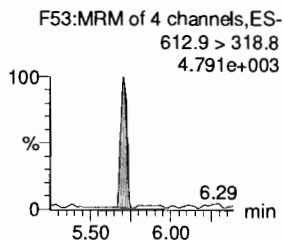
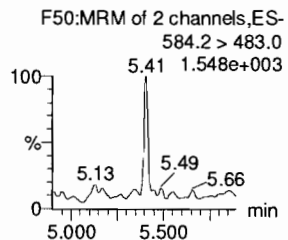
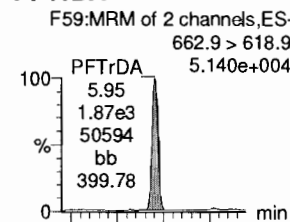
**PFUdA**



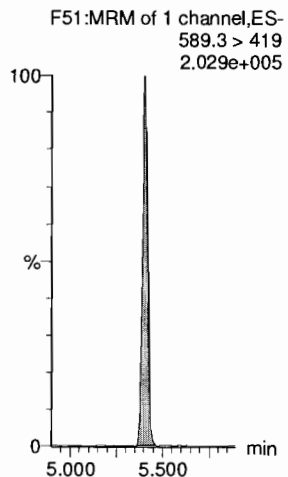
**N-MeFOSA**



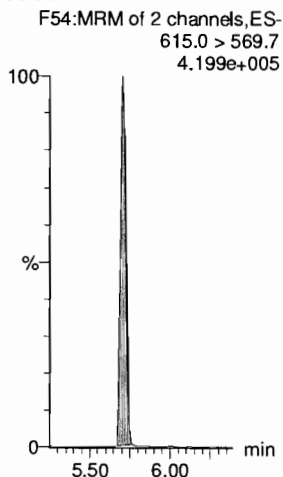
**PFTTrDA**



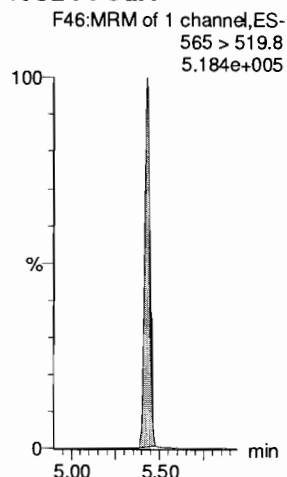
**d5-N-EtFOSAA**



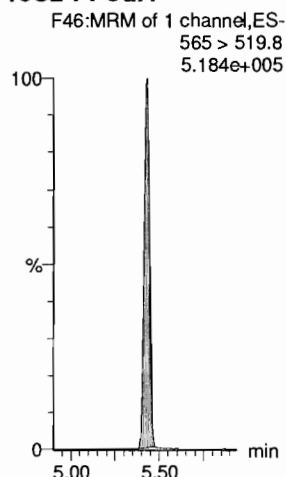
**13C2-PFDoA**



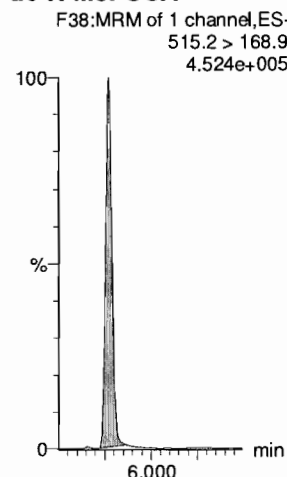
**13C2-PFUdA**



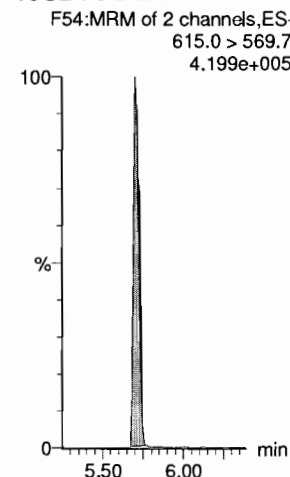
**13C2-PFUdA**



**d3-N-MeFOSA**



**13C2-PFDoA**

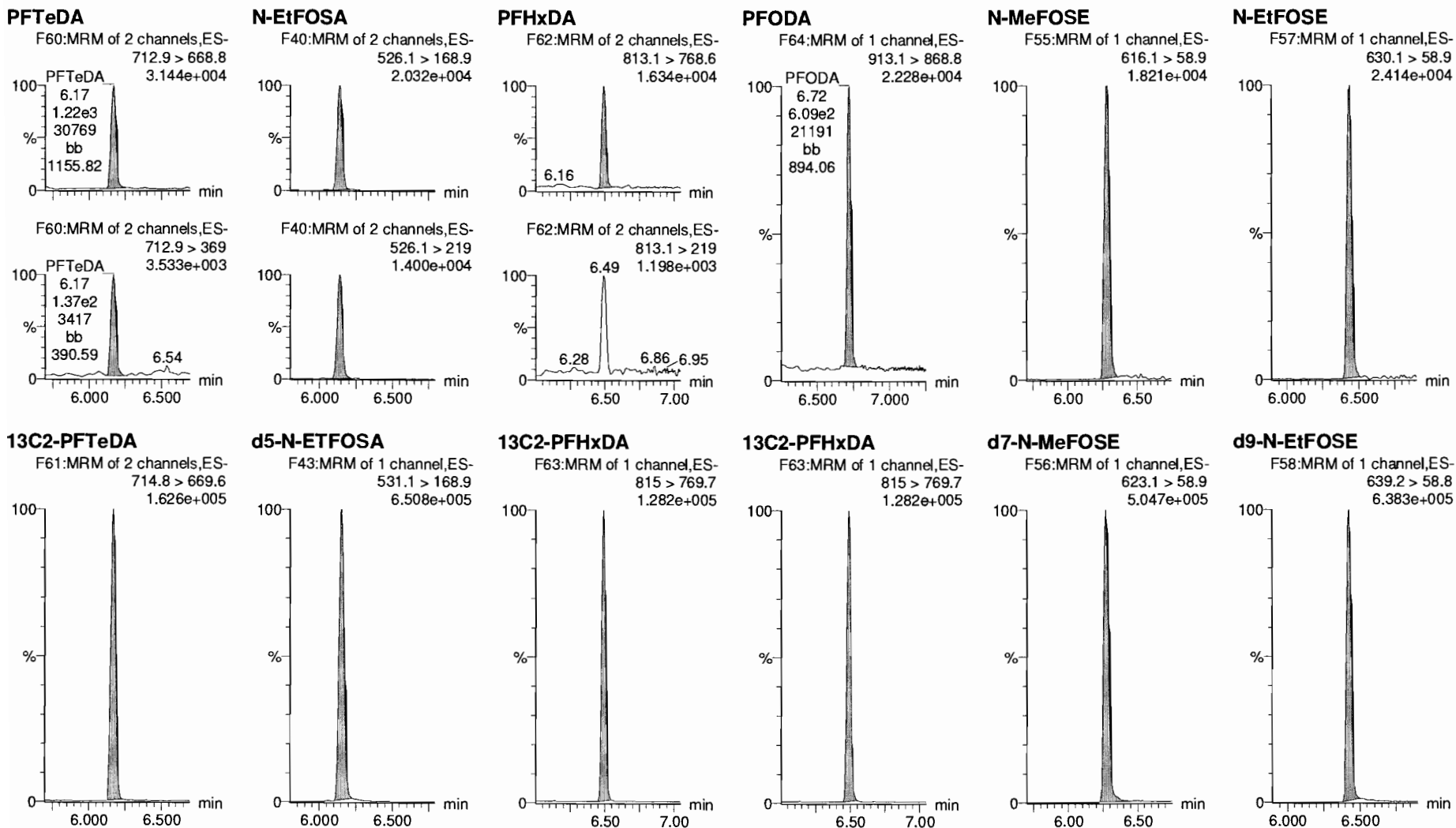


Dataset: F:\Projects\PFAS.PRO\Results\180215M1\180215M1-CRV.qld

Last Altered: Friday, February 16, 2018 09:12:54 Pacific Standard Time

Printed: Friday, February 16, 2018 10:49:08 Pacific Standard Time

Name: 180215M1\_4, Date: 15-Feb-2018, Time: 17:20:34, ID: ST180215M1-3 PFC CS0 18B0812, Description: PFC CS0 18B0812



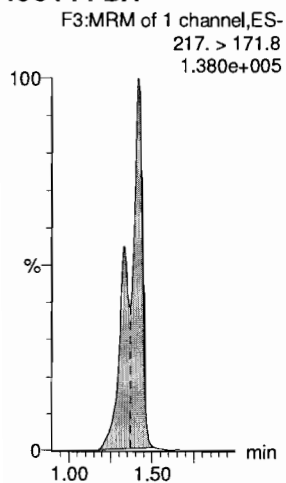
Dataset: F:\Projects\PFAS.PRO\Results\180215M1\180215M1-CRV.qld

Last Altered: Friday, February 16, 2018 09:12:54 Pacific Standard Time

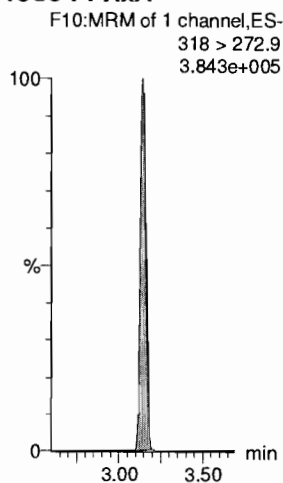
Printed: Friday, February 16, 2018 10:49:08 Pacific Standard Time

Name: 180215M1\_4, Date: 15-Feb-2018, Time: 17:20:34, ID: ST180215M1-3 PFC CS0 18B0812, Description: PFC CS0 18B0812

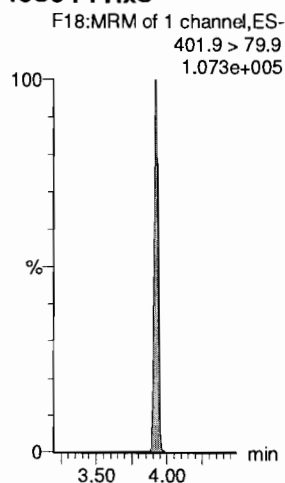
**13C4-PFBA**




**13C5-PFHxA**



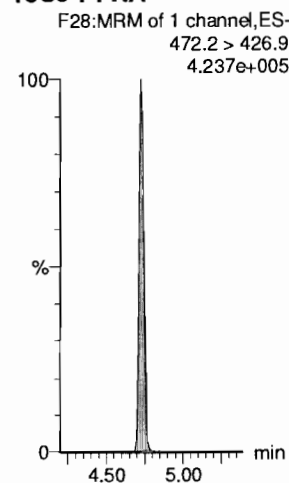
**13C3-PFHxS**



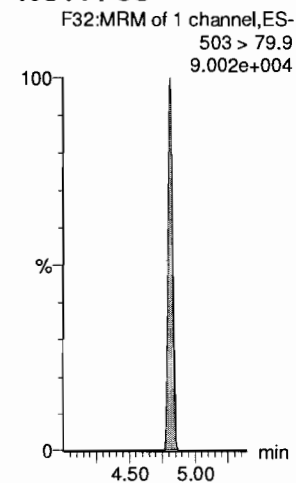
**13C8-PFOA**



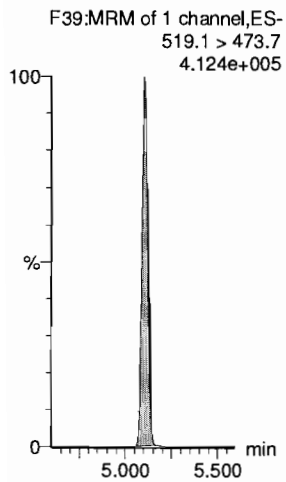
**13C9-PFNA**



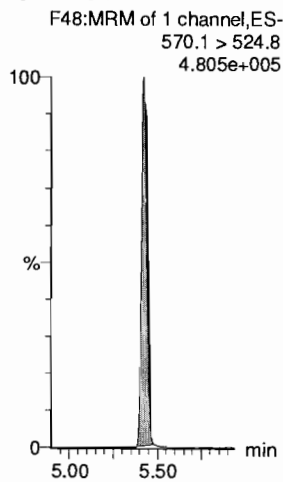
**13C4-PFOS**



**13C6-PFDA**



**13C7-PFUdA**

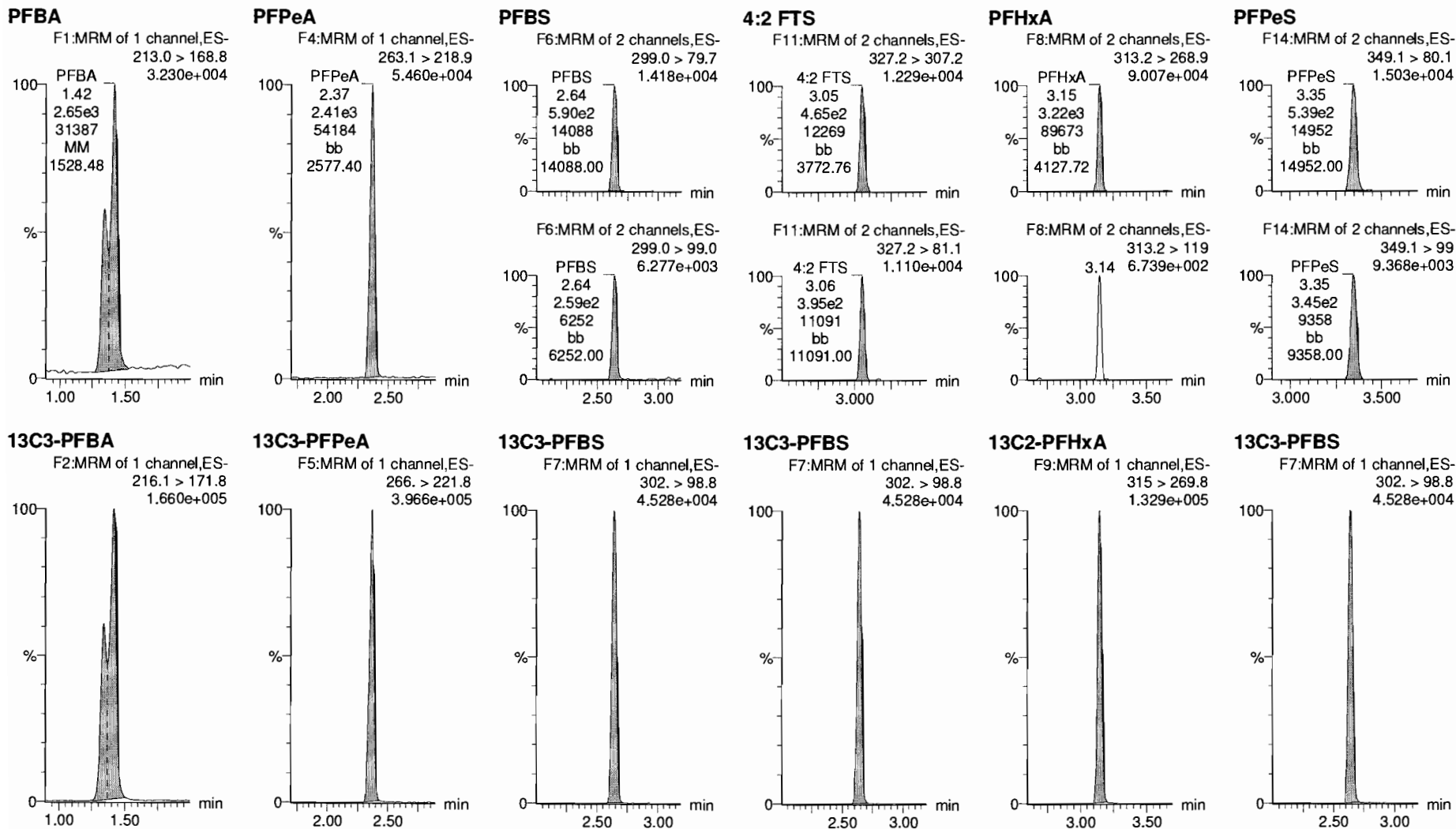


Dataset: F:\Projects\PFAS.PRO\Results\180215M1\180215M1-CRV.qld

Last Altered: Friday, February 16, 2018 09:12:54 Pacific Standard Time

Printed: Friday, February 16, 2018 10:49:08 Pacific Standard Time

Name: 180215M1\_5, Date: 15-Feb-2018, Time: 17:32:04, ID: ST180215M1-4 PFC CS1 18B0813, Description: PFC CS1 18B0813

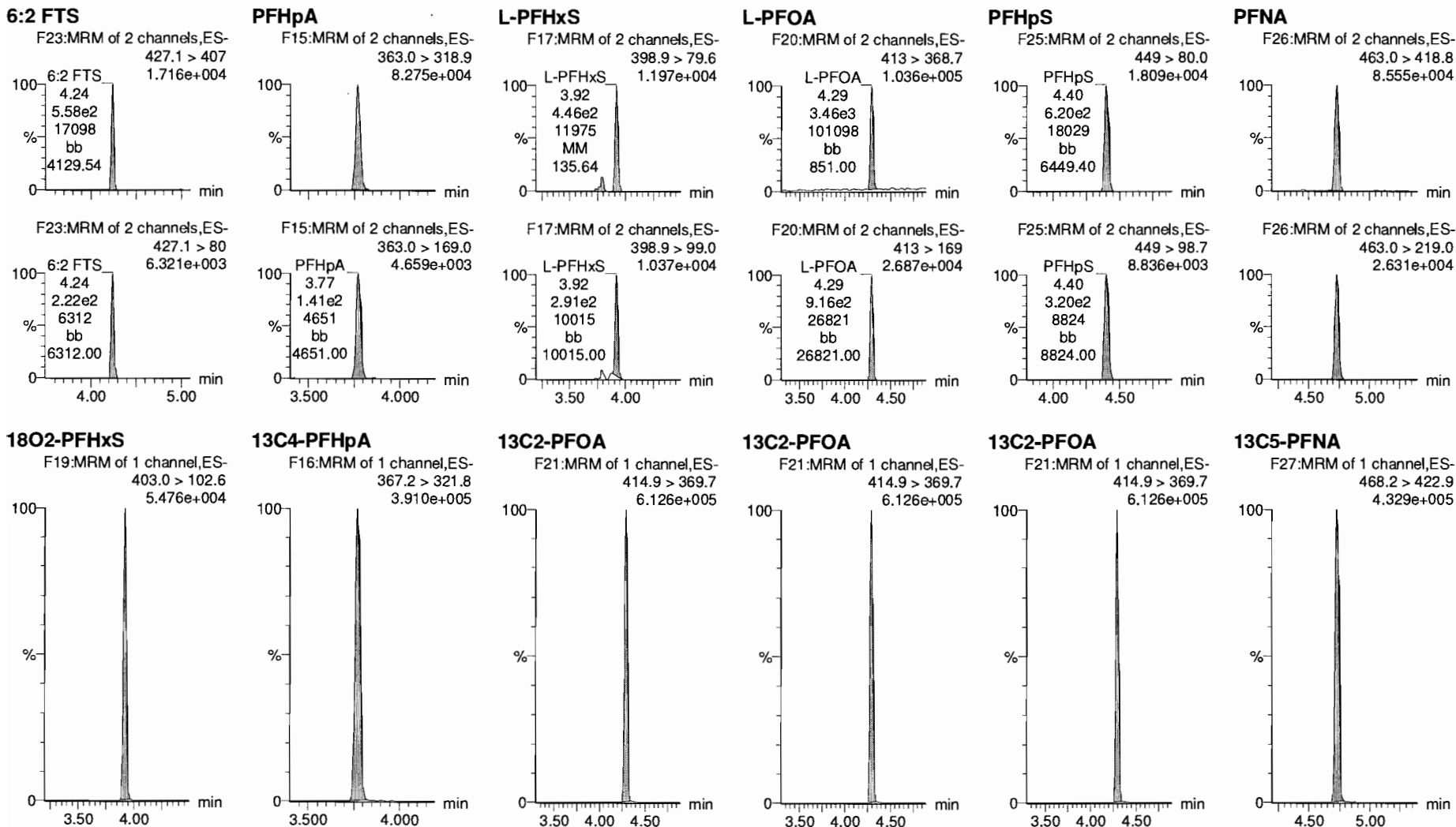


Dataset: F:\Projects\PFAS.PRO\Results\180215M1\180215M1-CRV.qld

Last Altered: Friday, February 16, 2018 09:12:54 Pacific Standard Time

Printed: Friday, February 16, 2018 10:49:08 Pacific Standard Time

Name: 180215M1\_5, Date: 15-Feb-2018, Time: 17:32:04, ID: ST180215M1-4 PFC CS1 18B0813, Description: PFC CS1 18B0813



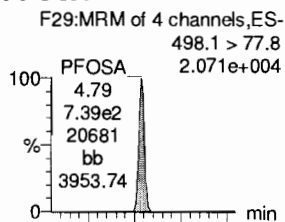
Dataset: F:\Projects\PFAS.PRO\Results\180215M1\180215M1-CRV.qld

Last Altered: Friday, February 16, 2018 09:12:54 Pacific Standard Time

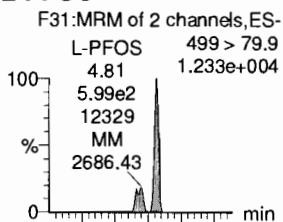
Printed: Friday, February 16, 2018 10:49:08 Pacific Standard Time

Name: 180215M1\_5, Date: 15-Feb-2018, Time: 17:32:04, ID: ST180215M1-4 PFC CS1 18B0813, Description: PFC CS1 18B0813

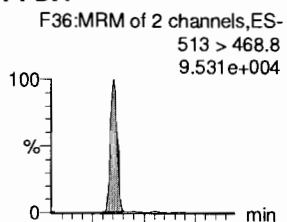
**PFOSA**



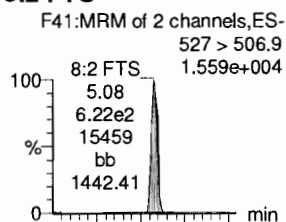
**L-PFOS**



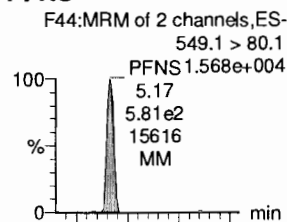
**PFDA**



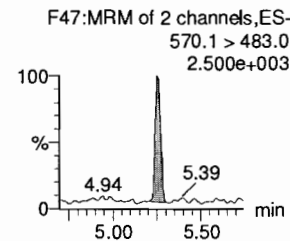
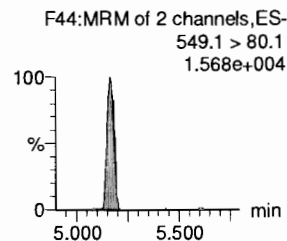
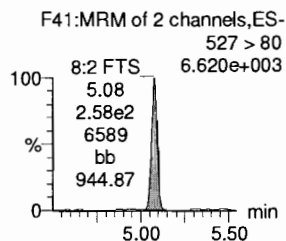
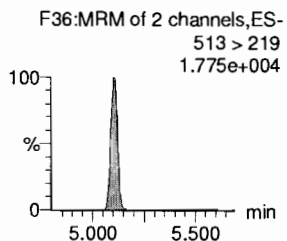
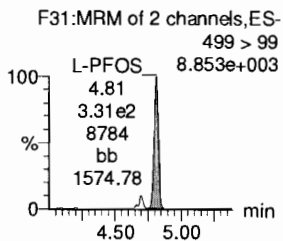
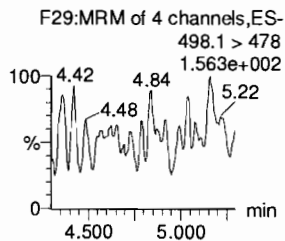
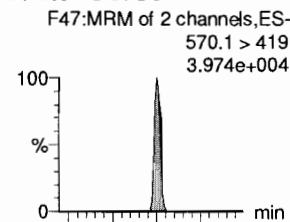
**8:2 FTS**



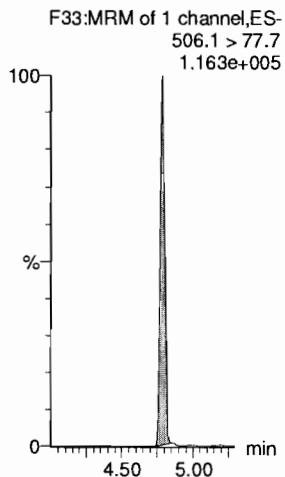
**PFNS**



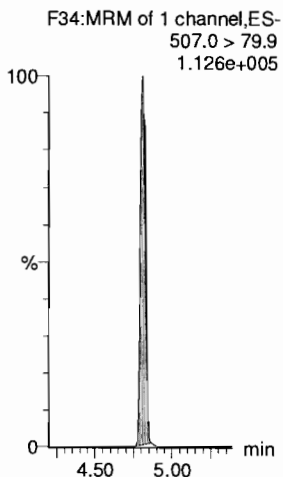
**N-MeFOSAA**



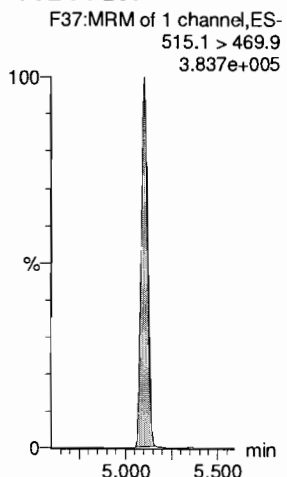
**13C8-PFOA**



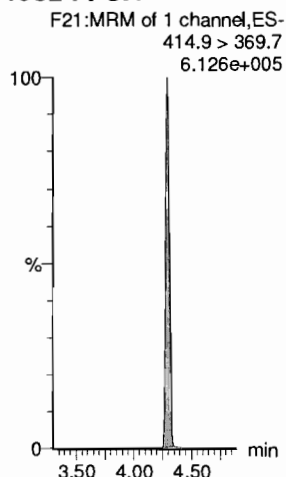
**13C8-PFOS**



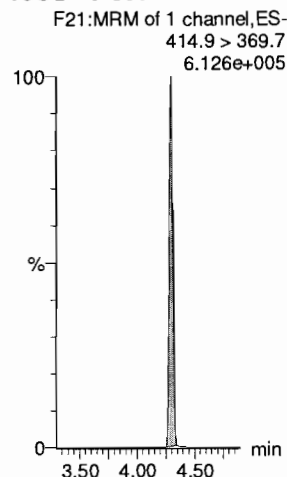
**13C2-PFDA**



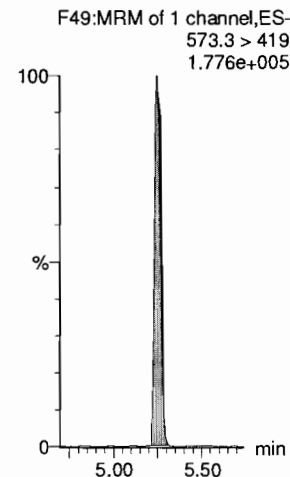
**13C2-PFOA**



**13C2-PFOA**



**d3-N-MeFOSAA**



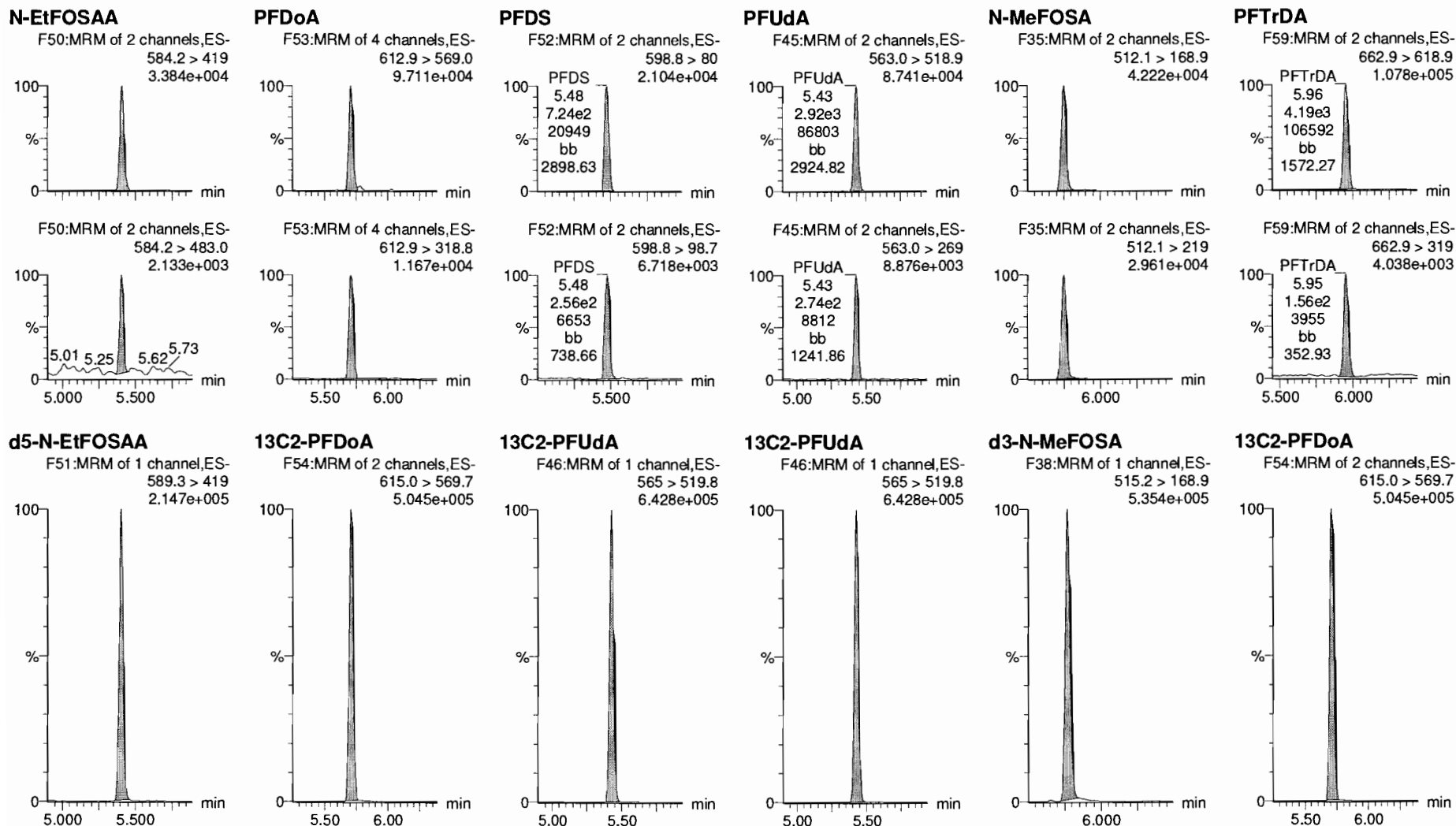


Dataset: F:\Projects\PFAS.PRO\Results\180215M1\180215M1-CRV.qld

Last Altered: Friday, February 16, 2018 09:12:54 Pacific Standard Time

Printed: Friday, February 16, 2018 10:49:08 Pacific Standard Time

Name: 180215M1\_5, Date: 15-Feb-2018, Time: 17:32:04, ID: ST180215M1-4 PFC CS1 18B0813, Description: PFC CS1 18B0813

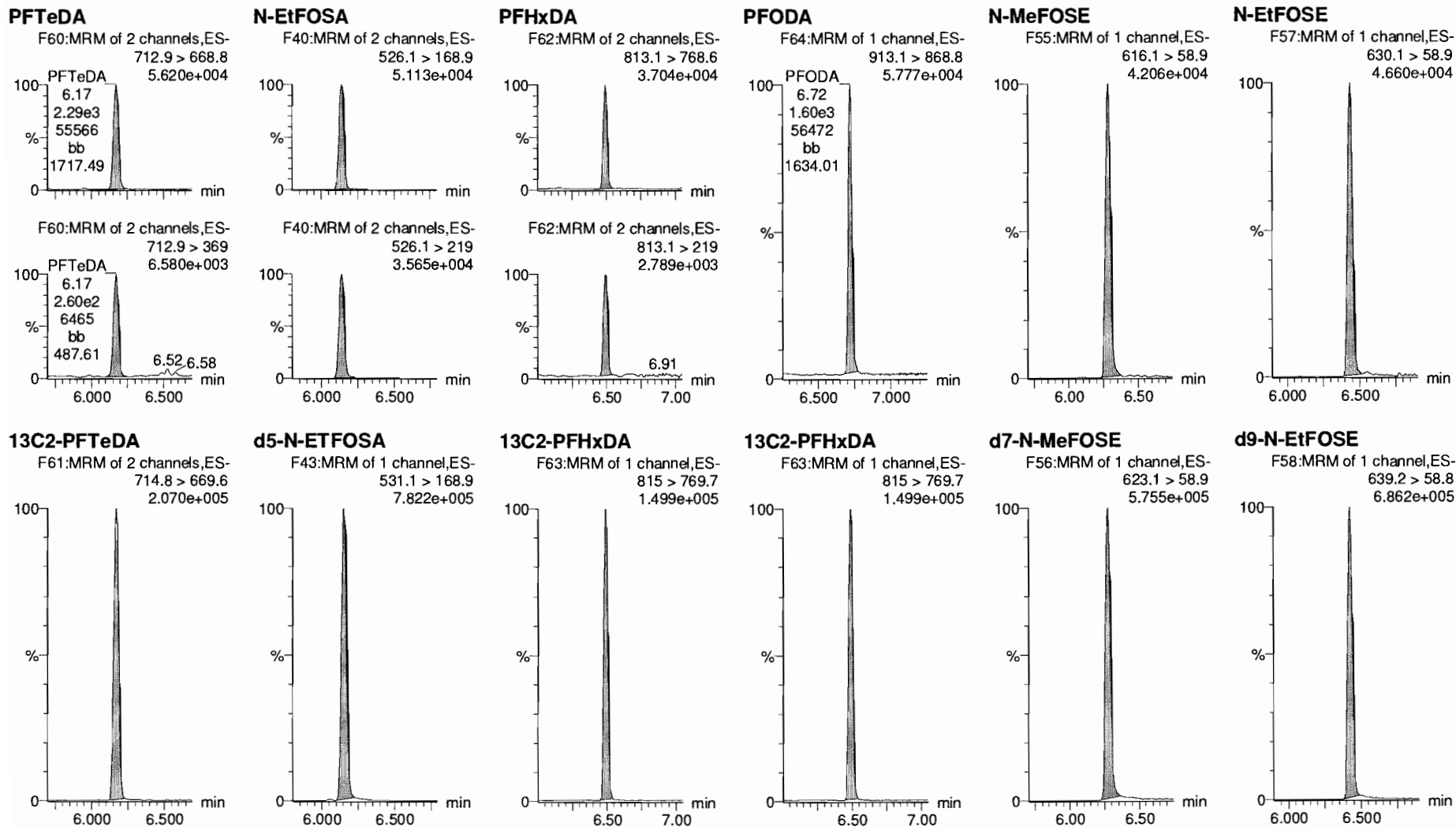


Dataset: F:\Projects\PFAS.PRO\Results\180215M1\180215M1-CRV.qld

Last Altered: Friday, February 16, 2018 09:12:54 Pacific Standard Time

Printed: Friday, February 16, 2018 10:49:08 Pacific Standard Time

Name: 180215M1\_5, Date: 15-Feb-2018, Time: 17:32:04, ID: ST180215M1-4 PFC CS1 18B0813, Description: PFC CS1 18B0813



Dataset: F:\Projects\PFAS.PRO\Results\180215M1\180215M1-CRV.qld

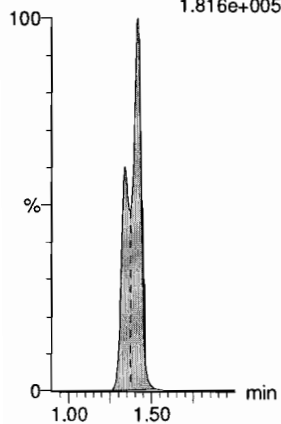
Last Altered: Friday, February 16, 2018 09:12:54 Pacific Standard Time

Printed: Friday, February 16, 2018 10:49:08 Pacific Standard Time

Name: 180215M1\_5, Date: 15-Feb-2018, Time: 17:32:04, ID: ST180215M1-4 PFC CS1 18B0813, Description: PFC CS1 18B0813

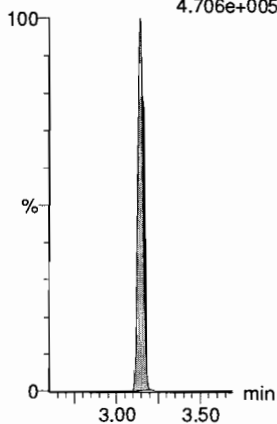
**13C4-PFBA**

F3:MRM of 1 channel,ES-  
217. > 171.8  
1.816e+005




**13C5-PFHxA**

F10:MRM of 1 channel,ES-  
318 > 272.9  
4.706e+005



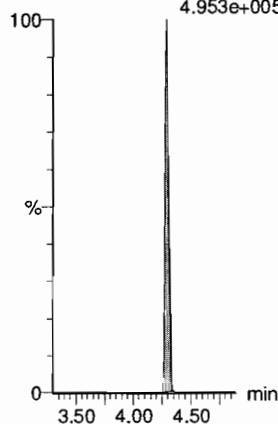
**13C3-PFHxS**

F18:MRM of 1 channel,ES-  
401.9 > 79.9  
1.350e+005



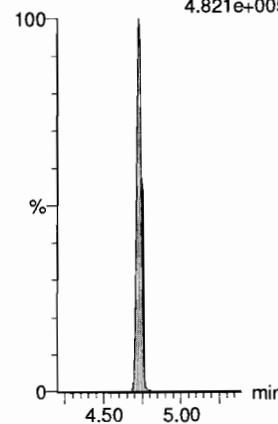
**13C8-PFOA**

F22:MRM of 1 channel,ES-  
421.3 > 376  
4.953e+005



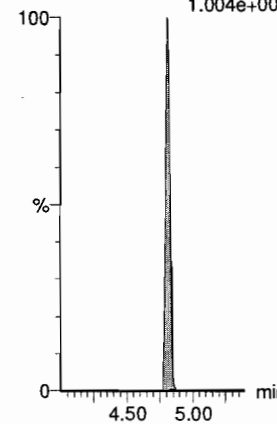
**13C9-PFNA**

F28:MRM of 1 channel,ES-  
472.2 > 426.9  
4.821e+005



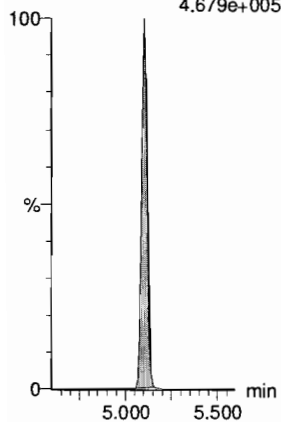
**13C4-PFOS**

F32:MRM of 1 channel,ES-  
503 > 79.9  
1.004e+005



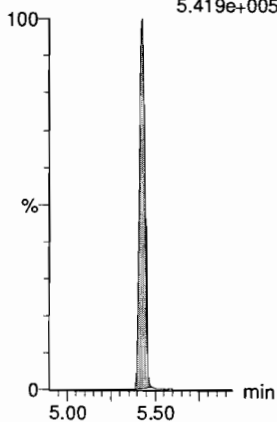
**13C6-PFDA**

F39:MRM of 1 channel,ES-  
519.1 > 473.7  
4.679e+005



**13C7-PFUdA**

F48:MRM of 1 channel,ES-  
570.1 > 524.8  
5.419e+005




Dataset: F:\Projects\PFAS.PRO\Results\180215M1\180215M1-CRV.qld

Last Altered: Friday, February 16, 2018 09:12:54 Pacific Standard Time

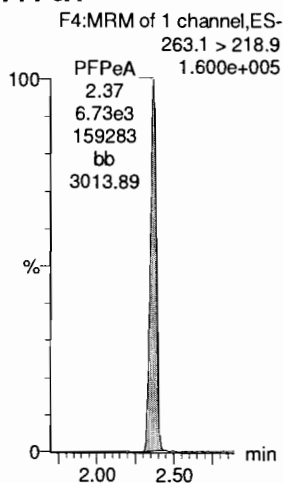
Printed: Friday, February 16, 2018 10:49:08 Pacific Standard Time

Name: 180215M1\_6, Date: 15-Feb-2018, Time: 17:43:33, ID: ST180215M1-5 PFC CS2 18B0814, Description: PFC CS2 18B0814

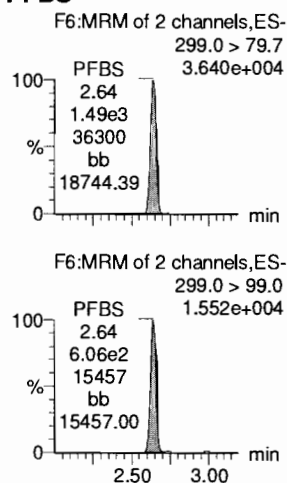
**PFBA**




**PFPeA**



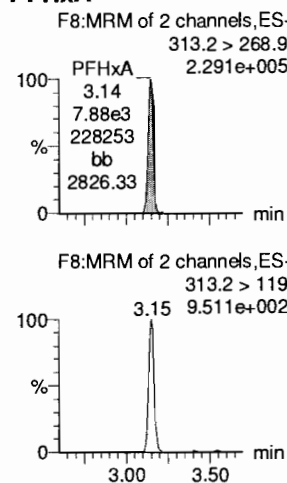
**PFBS**



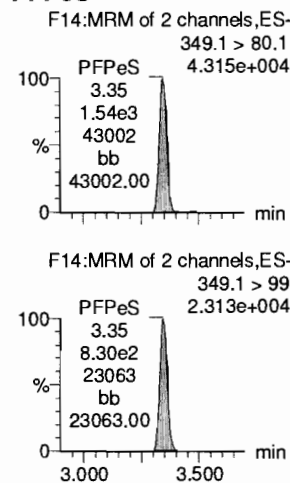
**4:2 FTS**



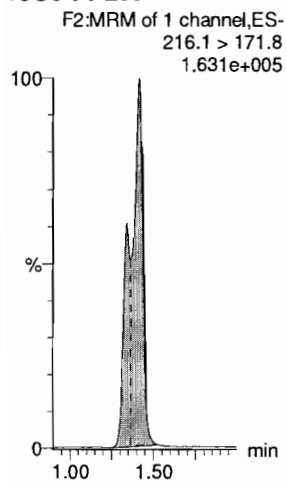
**PFHxA**



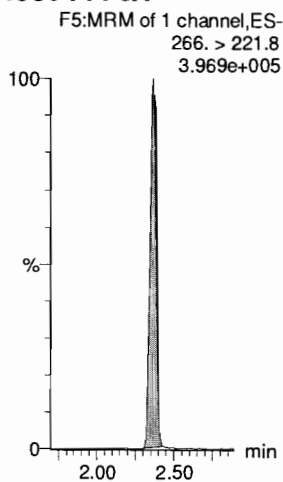
**PFPeS**



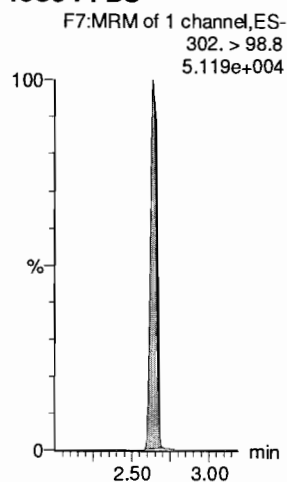
**13C3-PFBA**



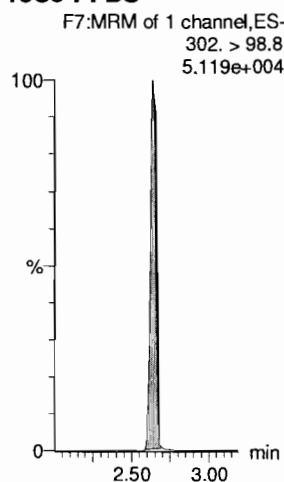
**13C3-PFPeA**



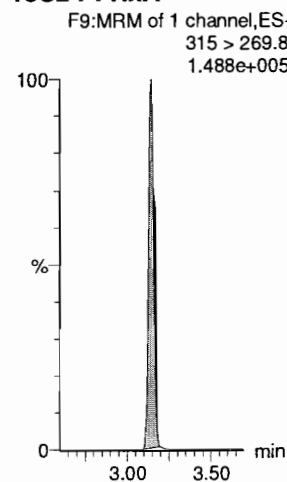
**13C3-PFBS**



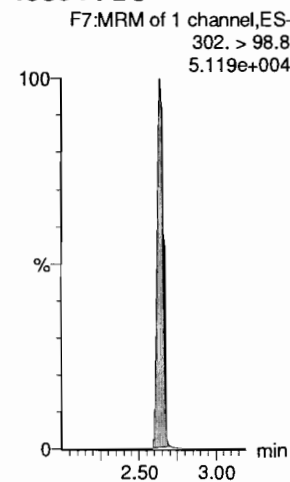
**13C3-PFBS**



**13C2-PFHxA**



**13C3-PFBS**

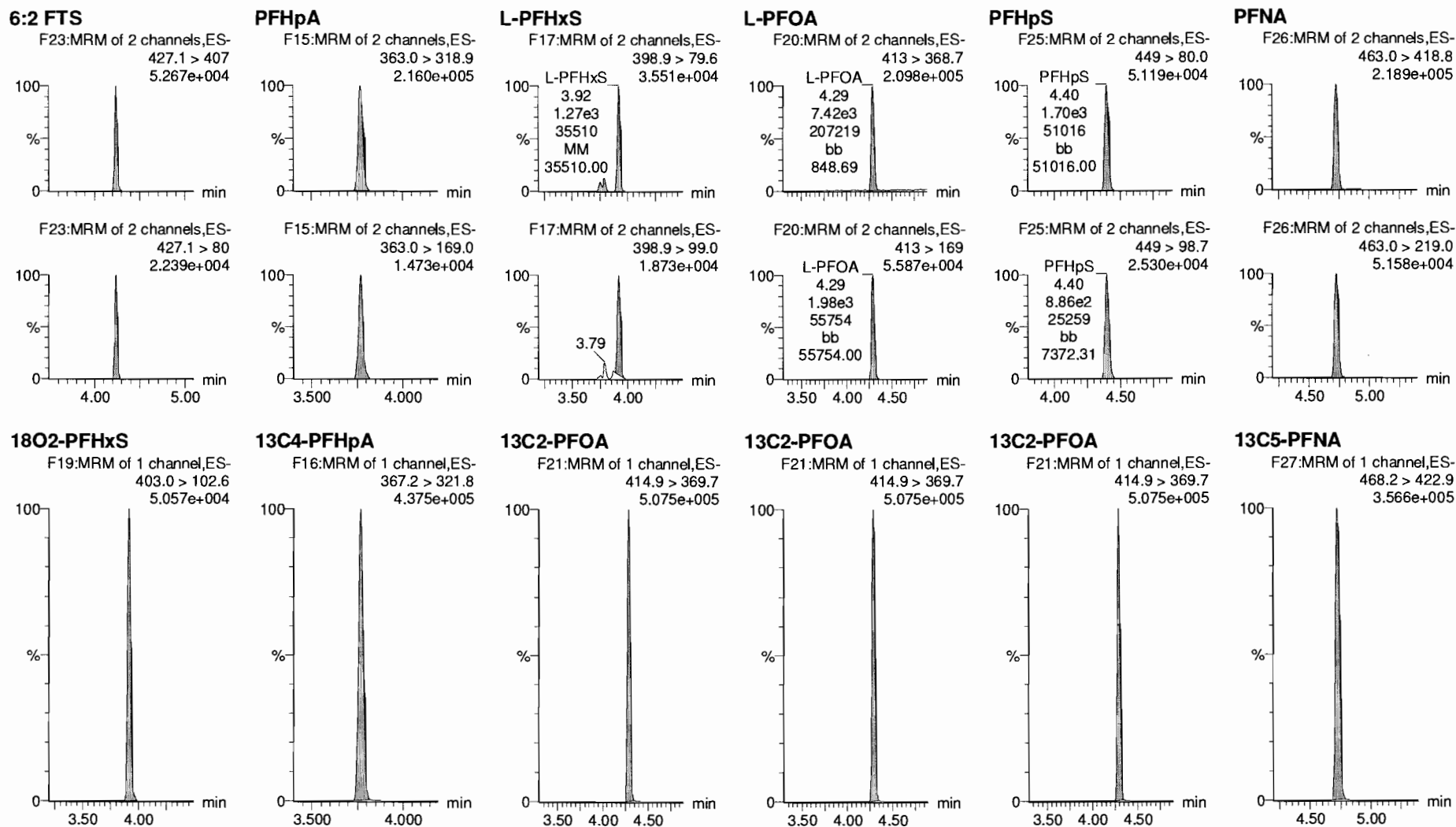


Dataset: F:\Projects\PFAS.PRO\Results\180215M1\180215M1-CRV.qld

Last Altered: Friday, February 16, 2018 09:12:54 Pacific Standard Time

Printed: Friday, February 16, 2018 10:49:08 Pacific Standard Time

Name: 180215M1\_6, Date: 15-Feb-2018, Time: 17:43:33, ID: ST180215M1-5 PFC CS2 18B0814, Description: PFC CS2 18B0814



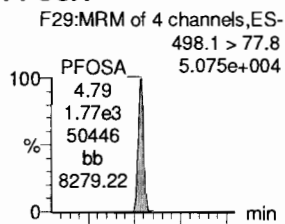
Dataset: F:\Projects\PFAS.PRO\Results\180215M1\180215M1-CRV.qld

Last Altered: Friday, February 16, 2018 09:12:54 Pacific Standard Time

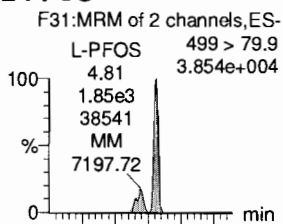
Printed: Friday, February 16, 2018 10:49:08 Pacific Standard Time

Name: 180215M1\_6, Date: 15-Feb-2018, Time: 17:43:33, ID: ST180215M1-5 PFC CS2 18B0814, Description: PFC CS2 18B0814

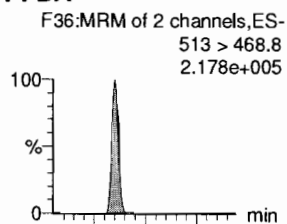
**PFOSA**



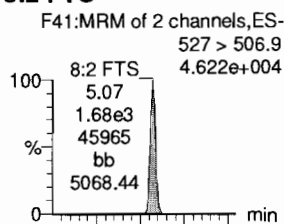
**L-PFOS**



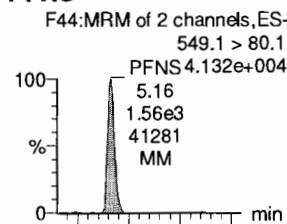
**PFDA**



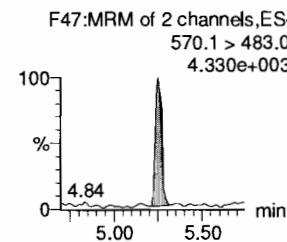
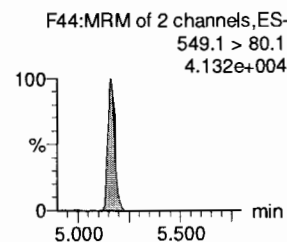
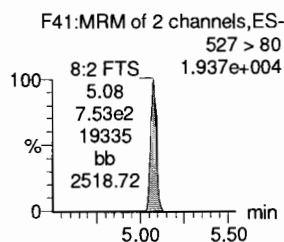
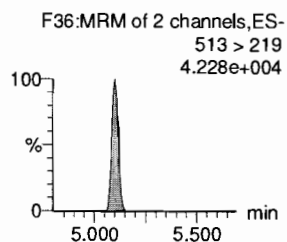
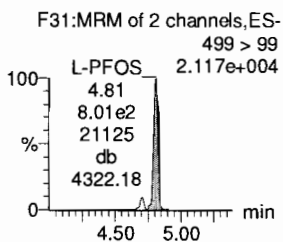
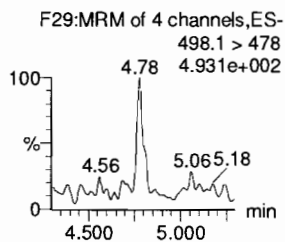
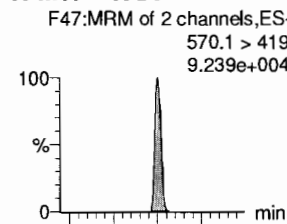
**8:2 FTS**



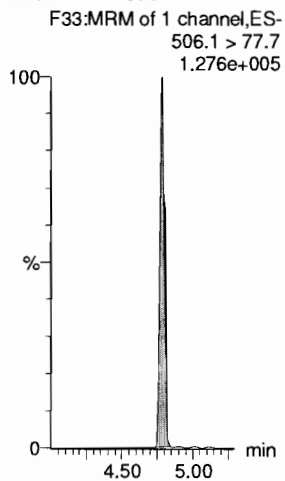
**PFNS**



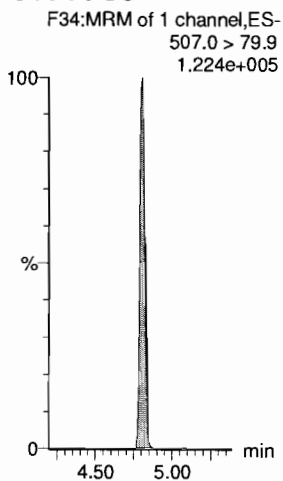
**N-MeFOSAA**



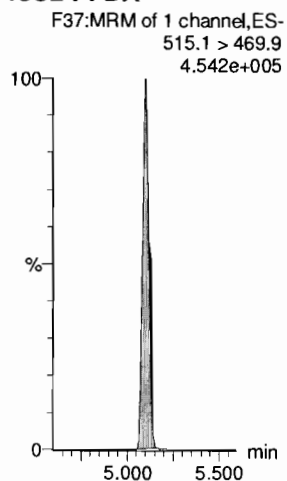
**13C8-PFOA**



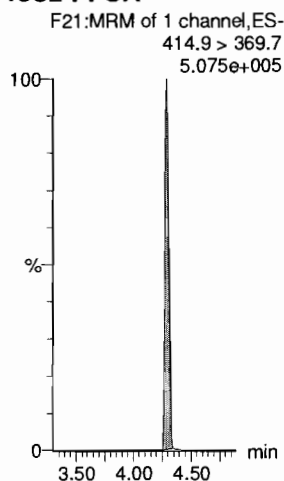
**13C8-PFOS**



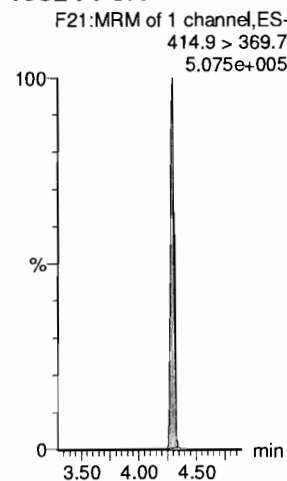
**13C2-PFDA**



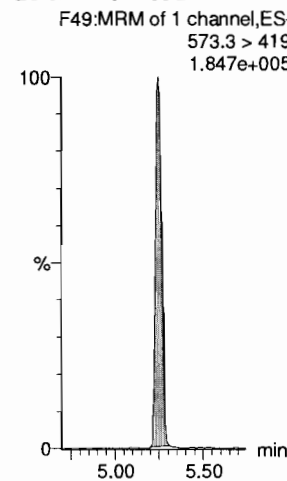
**13C2-PFOA**



**13C2-PFOA**



**d3-N-MeFOSAA**



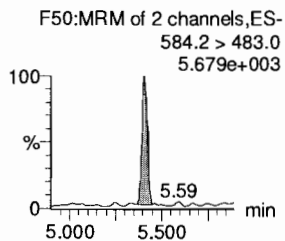
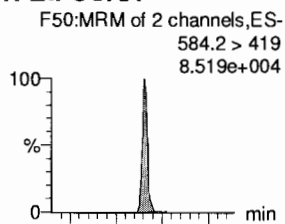
Dataset: F:\Projects\PFAS.PRO\Results\180215M1\180215M1-CRV.qld

Last Altered: Friday, February 16, 2018 09:12:54 Pacific Standard Time

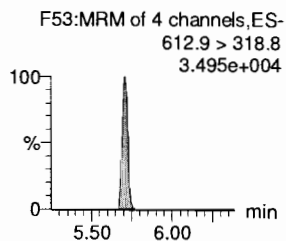
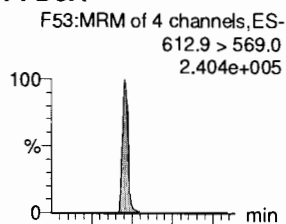
Printed: Friday, February 16, 2018 10:49:08 Pacific Standard Time

Name: 180215M1\_6, Date: 15-Feb-2018, Time: 17:43:33, ID: ST180215M1-5 PFC CS2 18B0814, Description: PFC CS2 18B0814

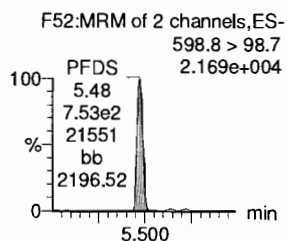
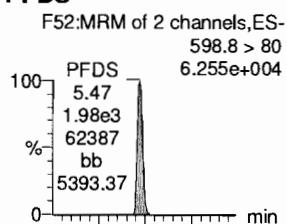
**N-EtFOSAA**



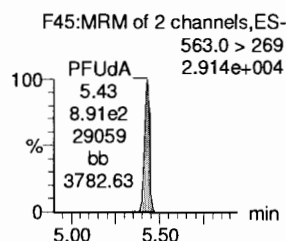
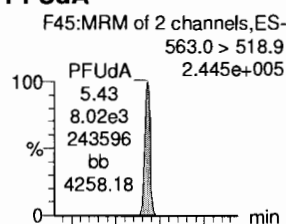
**PFDoA**



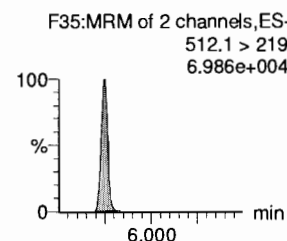
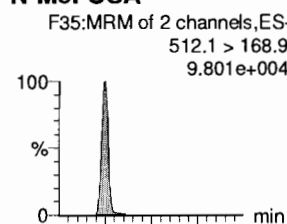
**PFDS**



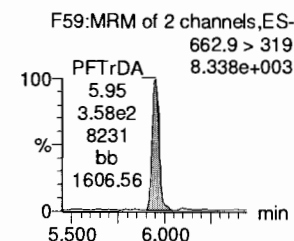
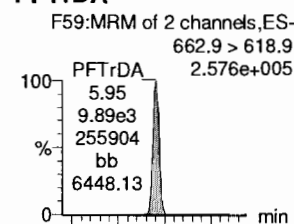
**PFUdA**



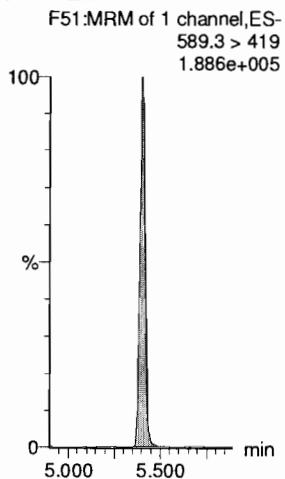
**N-MeFOSA**



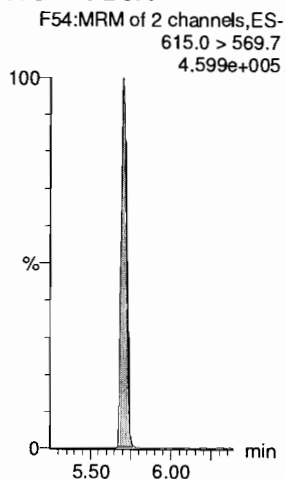
**PFTTrDA**



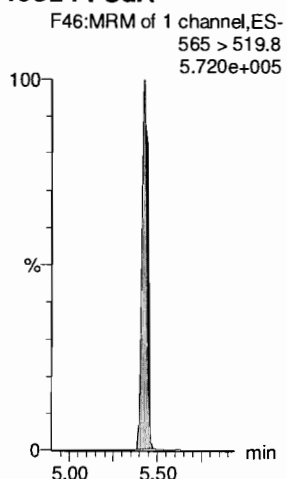
**d5-N-EtFOSAA**



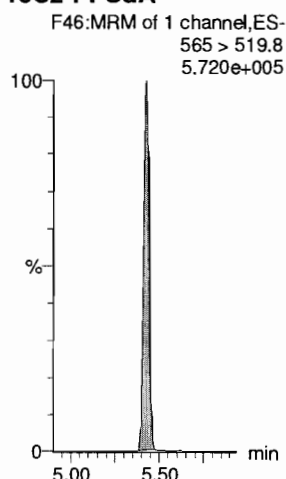
**13C2-PFDoA**



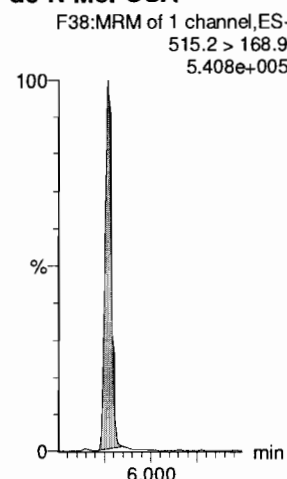
**13C2-PFUdA**



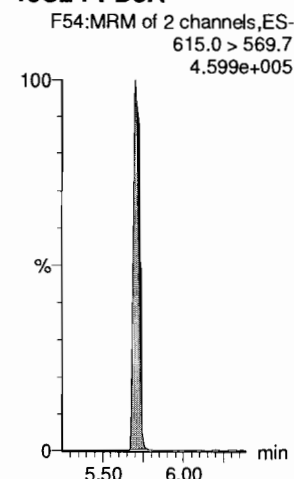
**13C2-PFUdA**



**d3-N-MeFOSA**



**13C2-PFDoA**



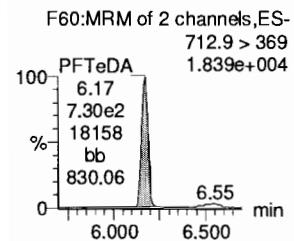
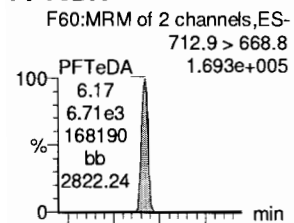
Dataset: F:\Projects\PFAS.PRO\Results\180215M1\180215M1-CRV.qld

Last Altered: Friday, February 16, 2018 09:12:54 Pacific Standard Time

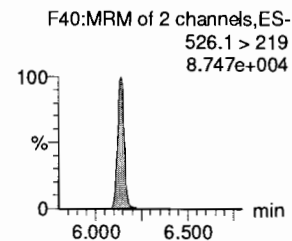
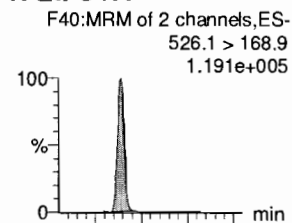
Printed: Friday, February 16, 2018 10:49:08 Pacific Standard Time

Name: 180215M1\_6, Date: 15-Feb-2018, Time: 17:43:33, ID: ST180215M1-5 PFC CS2 18B0814, Description: PFC CS2 18B0814

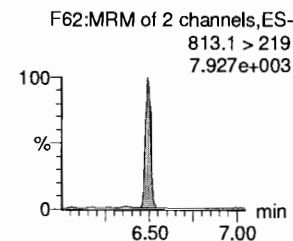
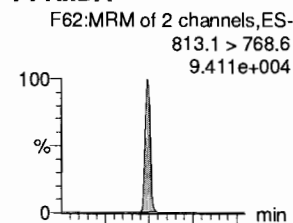
**PFTeDA**



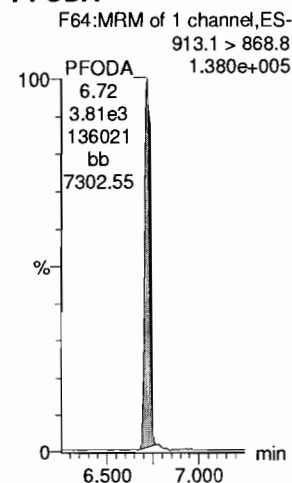
**N-EtFOFA**



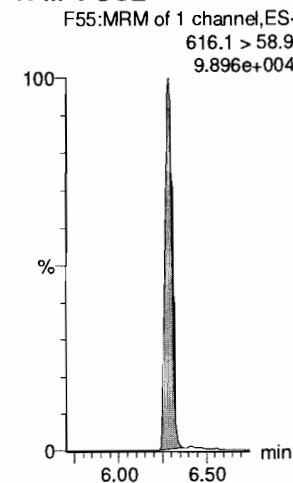
**PFHxDA**



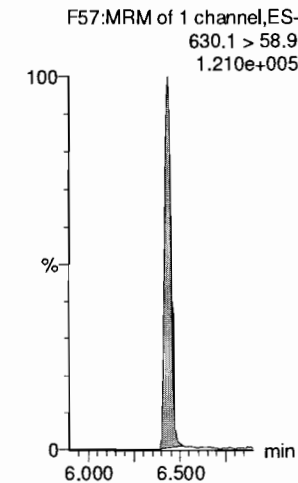
**PFODA**



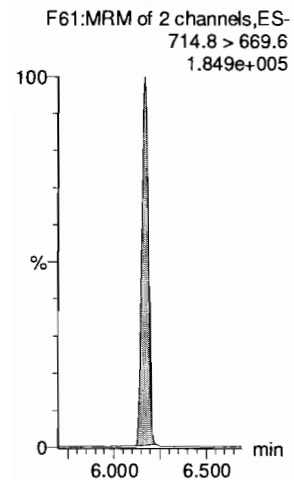
**N-MeFOSE**



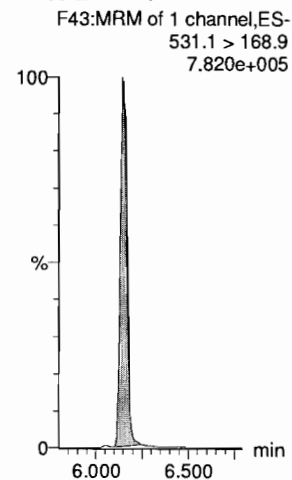
**N-EtFOSE**



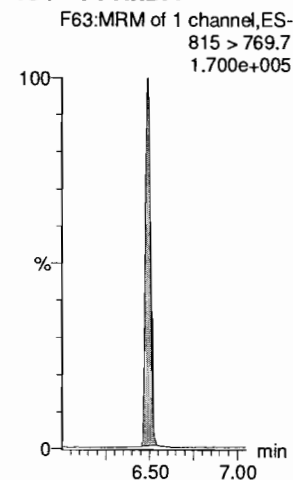
**13C2-PFTeDA**



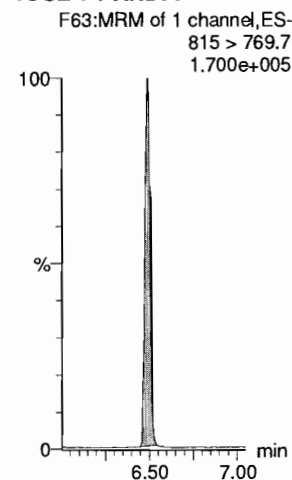
**d5-N-ETFOFA**



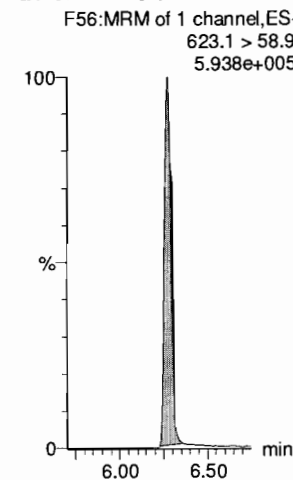
**13C2-PFHxDA**



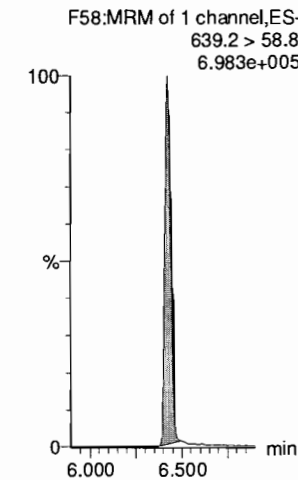
**13C2-PFHxDA**



**d7-N-MeFOSE**



**d9-N-EtFOSE**






Dataset: F:\Projects\PFAS.PRO\Results\180215M1\180215M1-CRV.qld

Last Altered: Friday, February 16, 2018 09:12:54 Pacific Standard Time

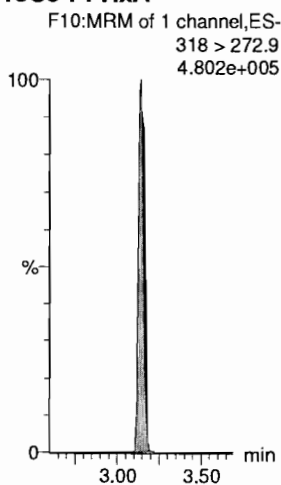
Printed: Friday, February 16, 2018 10:49:08 Pacific Standard Time

Name: 180215M1\_6, Date: 15-Feb-2018, Time: 17:43:33, ID: ST180215M1-5 PFC CS2 18B0814, Description: PFC CS2 18B0814

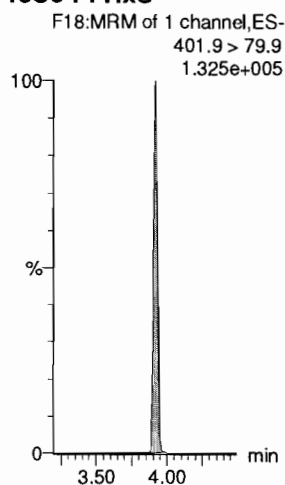
**13C4-PFBA**



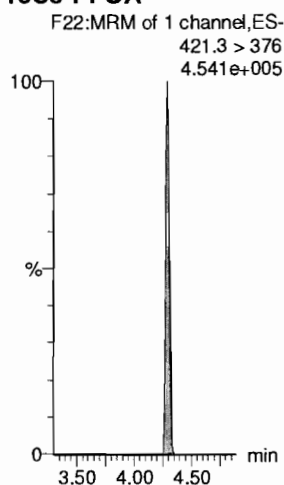
**13C5-PFHxA**



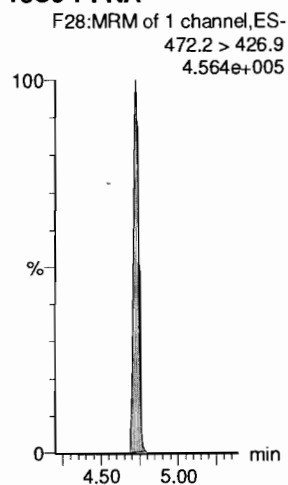
**13C3-PFHxS**



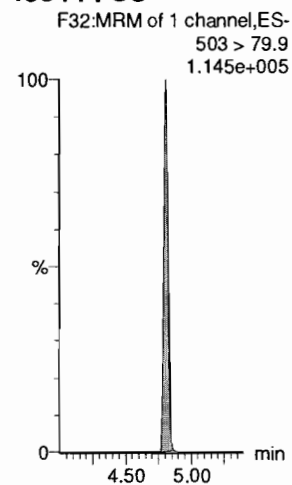
**13C8-PFOA**



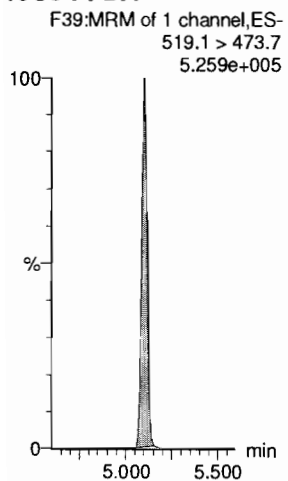
**13C9-PFNA**



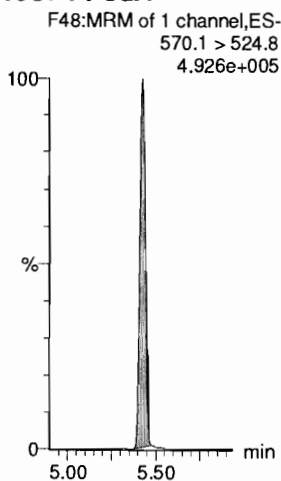
**13C4-PFOS**



**13C6-PFDA**



**13C7-PFuDA**




Dataset: F:\Projects\PFAS.PRO\Results\180215M1\180215M1-CRV.qld

Last Altered: Friday, February 16, 2018 09:12:54 Pacific Standard Time

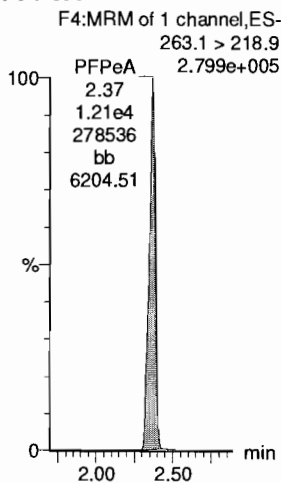
Printed: Friday, February 16, 2018 10:49:08 Pacific Standard Time

Name: 180215M1\_7, Date: 15-Feb-2018, Time: 17:55:01, ID: ST180215M1-6 PFC CS3 18B0815, Description: PFC CS3 18B0815

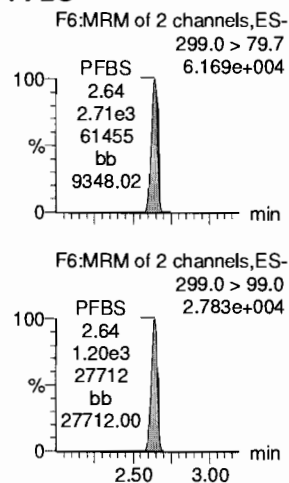
**PFBA**




**PFPeA**



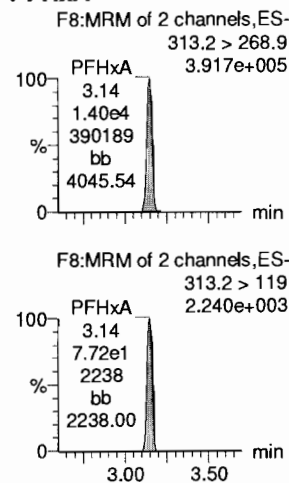
**PFBS**



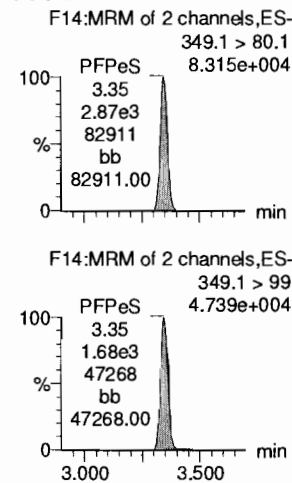
**4:2 FTS**



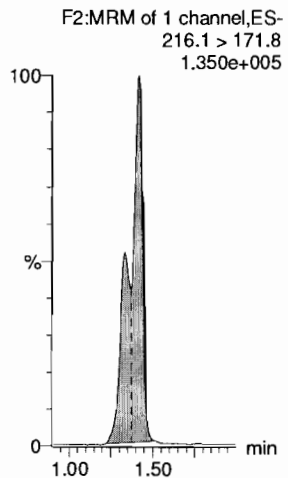
**PFHxA**




**PFPeS**



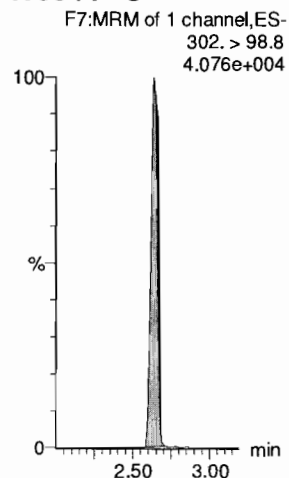
**13C3-PFBA**



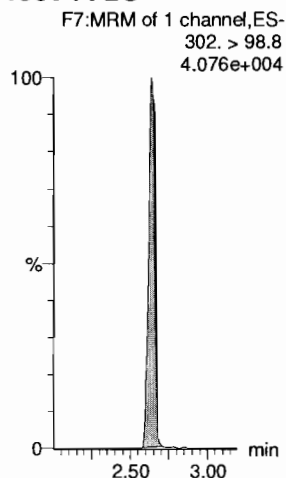
**13C3-PFPeA**



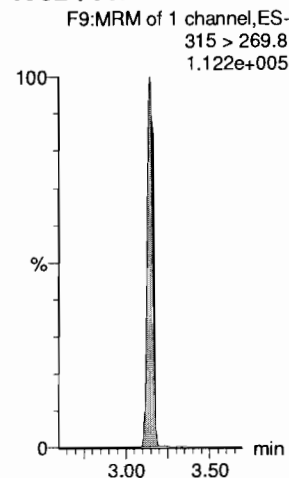
**13C3-PFBS**



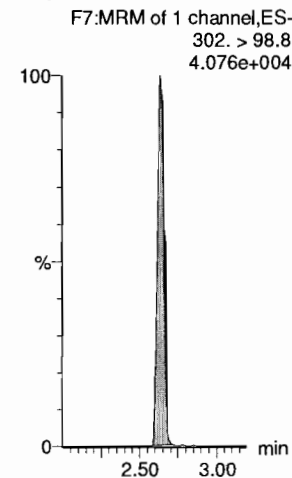
**13C3-PFBS**



**13C2-PFHxA**



**13C3-PFBS**

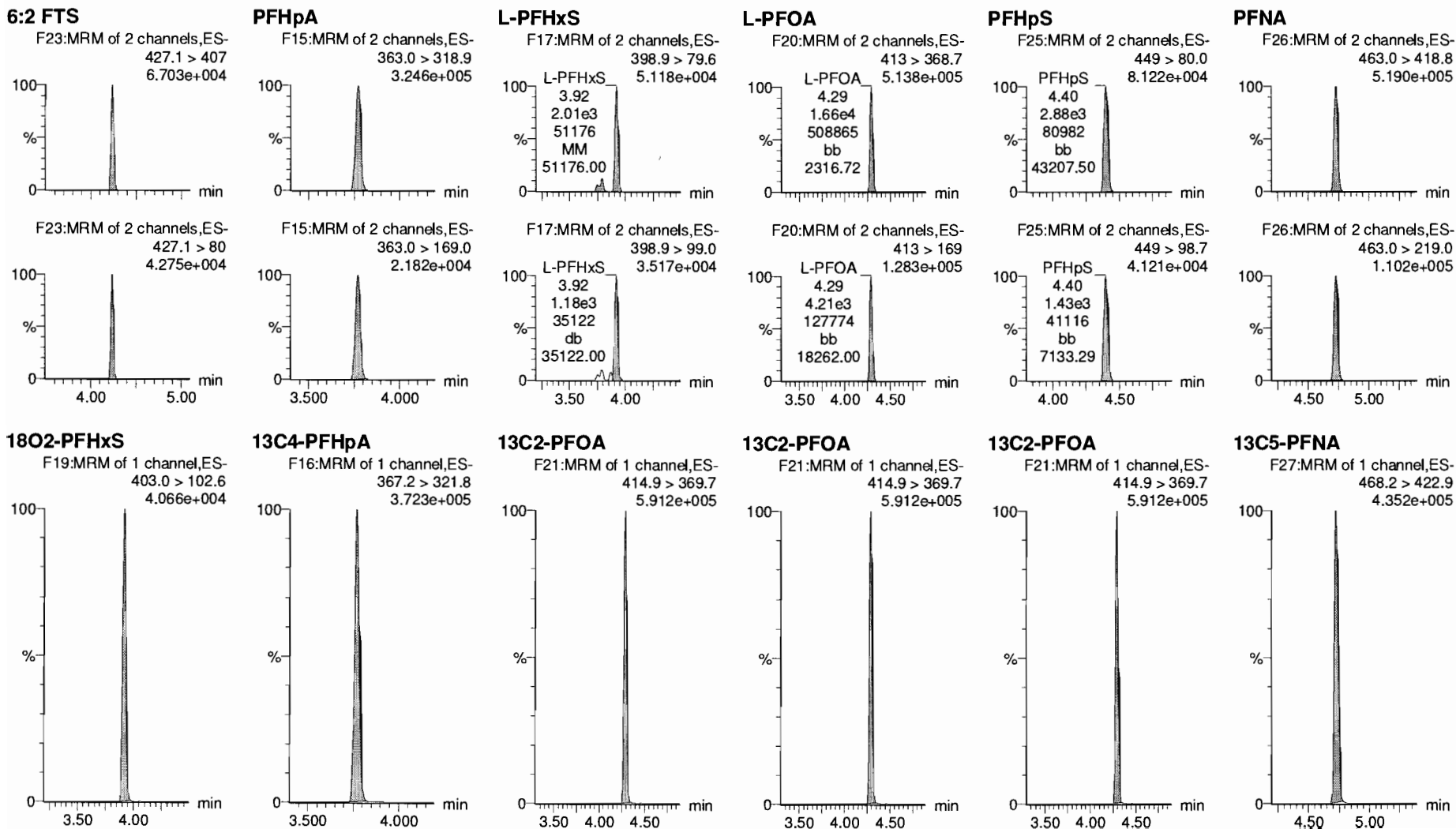


Dataset: F:\Projects\PFAS.PRO\Results\180215M1\180215M1-CRV.qld

Last Altered: Friday, February 16, 2018 09:12:54 Pacific Standard Time

Printed: Friday, February 16, 2018 10:49:08 Pacific Standard Time

Name: 180215M1\_7, Date: 15-Feb-2018, Time: 17:55:01, ID: ST180215M1-6 PFC CS3 18B0815, Description: PFC CS3 18B0815



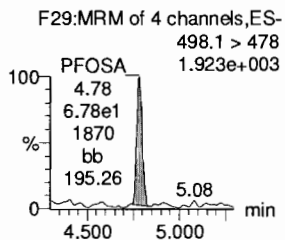
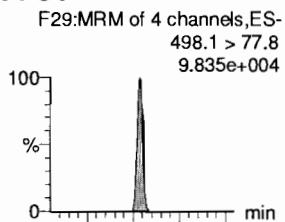
Dataset: F:\Projects\PFAS.PRO\Results\180215M1\180215M1-CRV.qld

Last Altered: Friday, February 16, 2018 09:12:54 Pacific Standard Time

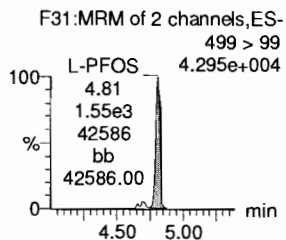
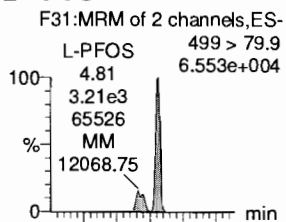
Printed: Friday, February 16, 2018 10:49:08 Pacific Standard Time

Name: 180215M1\_7, Date: 15-Feb-2018, Time: 17:55:01, ID: ST180215M1-6 PFC CS3 18B0815, Description: PFC CS3 18B0815

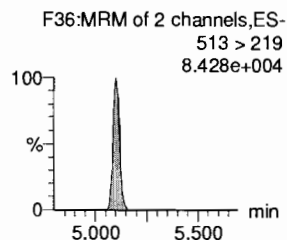
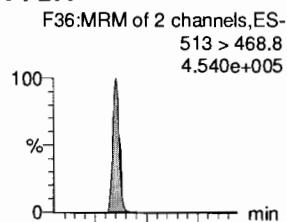
**PFOSA**



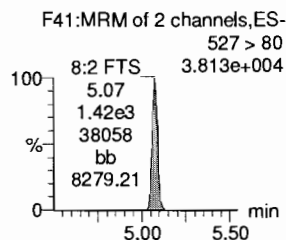
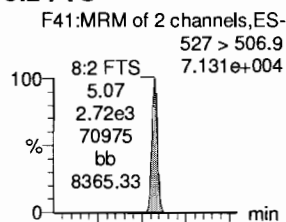
**L-PFOS**



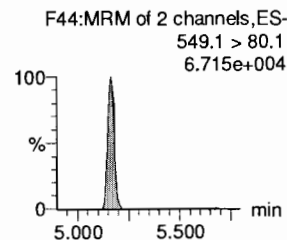
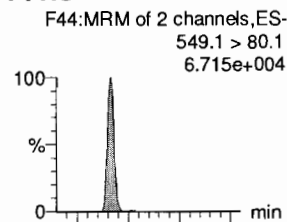
**PFDA**



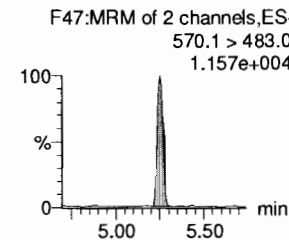
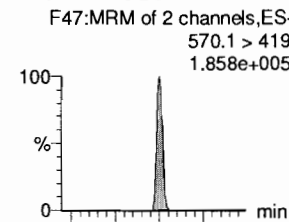
**8:2 FTS**



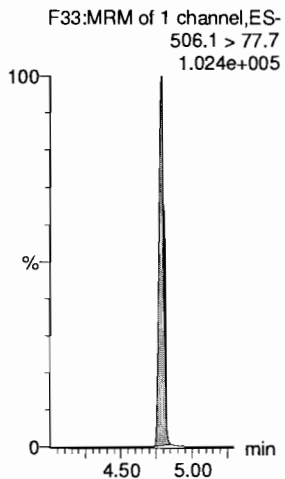
**PFNS**



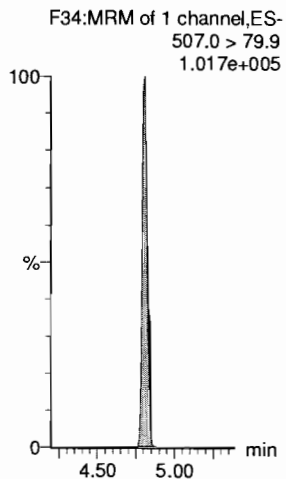
**N-MeFOSAA**



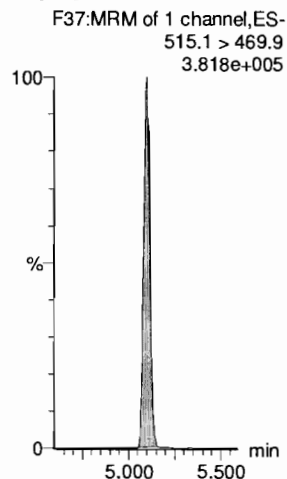
**13C8-PFOA**



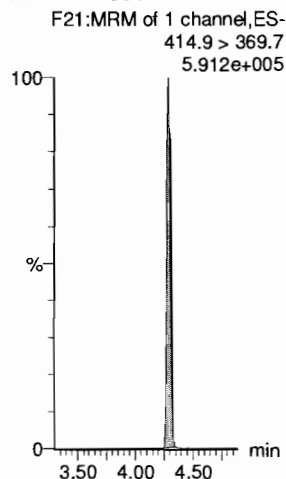
**13C8-PFOS**




**13C2-PFDA**



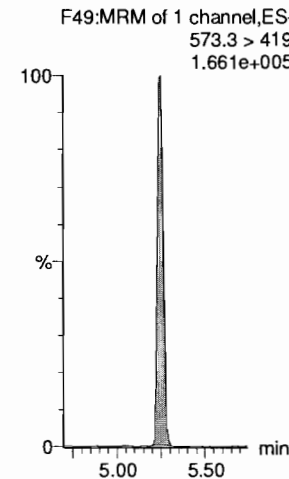
**13C2-PFOA**



**13C2-PFOA**



**d3-N-MeFOSAA**



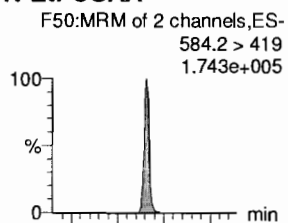
Dataset: F:\Projects\PFAS.PRO\Results\180215M1\180215M1-CRV.qld

Last Altered: Friday, February 16, 2018 09:12:54 Pacific Standard Time

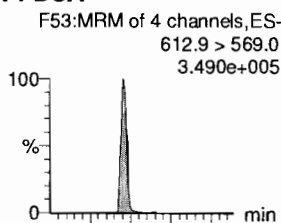
Printed: Friday, February 16, 2018 10:49:08 Pacific Standard Time

Name: 180215M1\_7, Date: 15-Feb-2018, Time: 17:55:01, ID: ST180215M1-6 PFC CS3 18B0815, Description: PFC CS3 18B0815

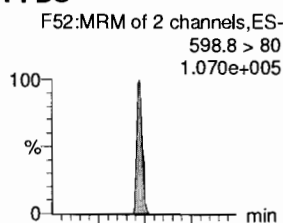
**N-EtFOSAA**



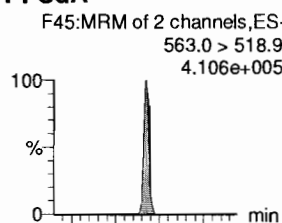
**PFDoA**



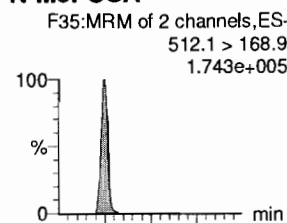
**PFDS**



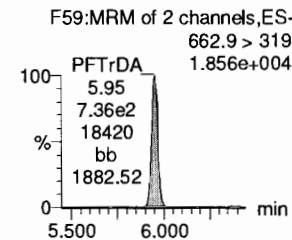
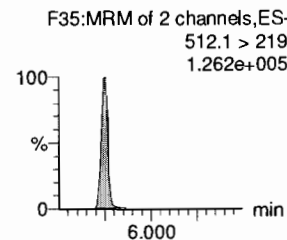
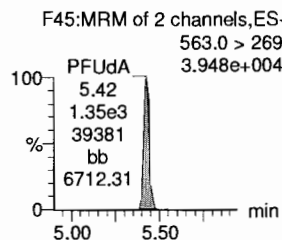
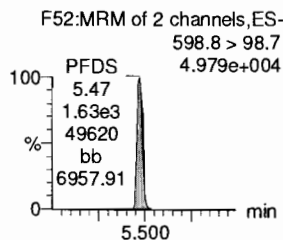
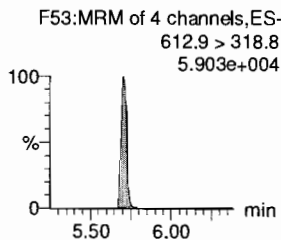
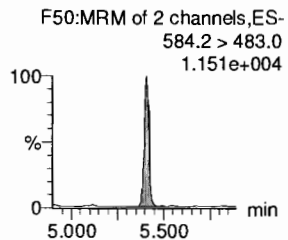
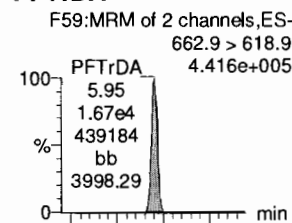
**PFUdA**



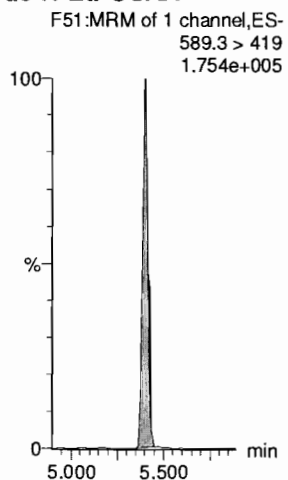
**N-MeFOSA**



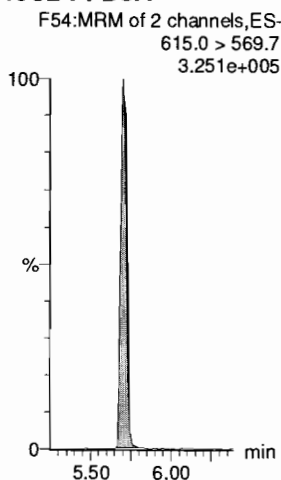
**PFTTrDA**



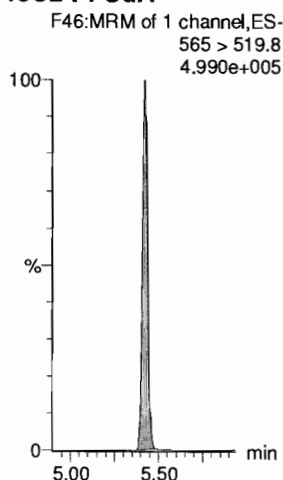
**d5-N-EtFOSAA**



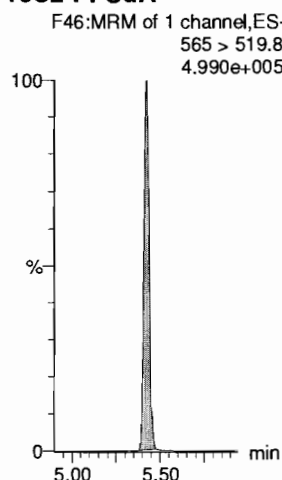
**13C2-PFDoA**



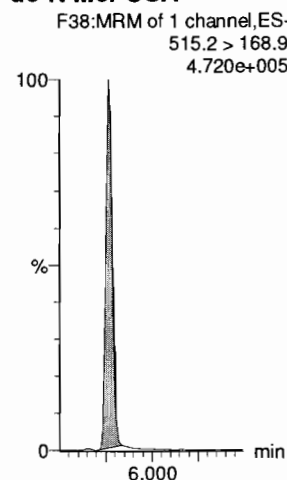
**13C2-PFUdA**



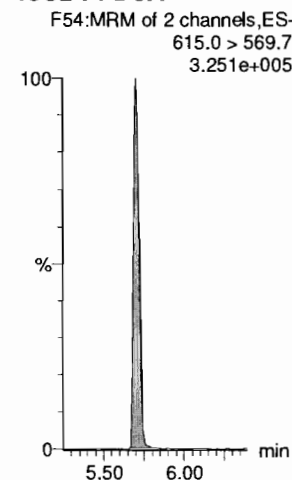
**13C2-PFUdA**



**d3-N-MeFOSA**



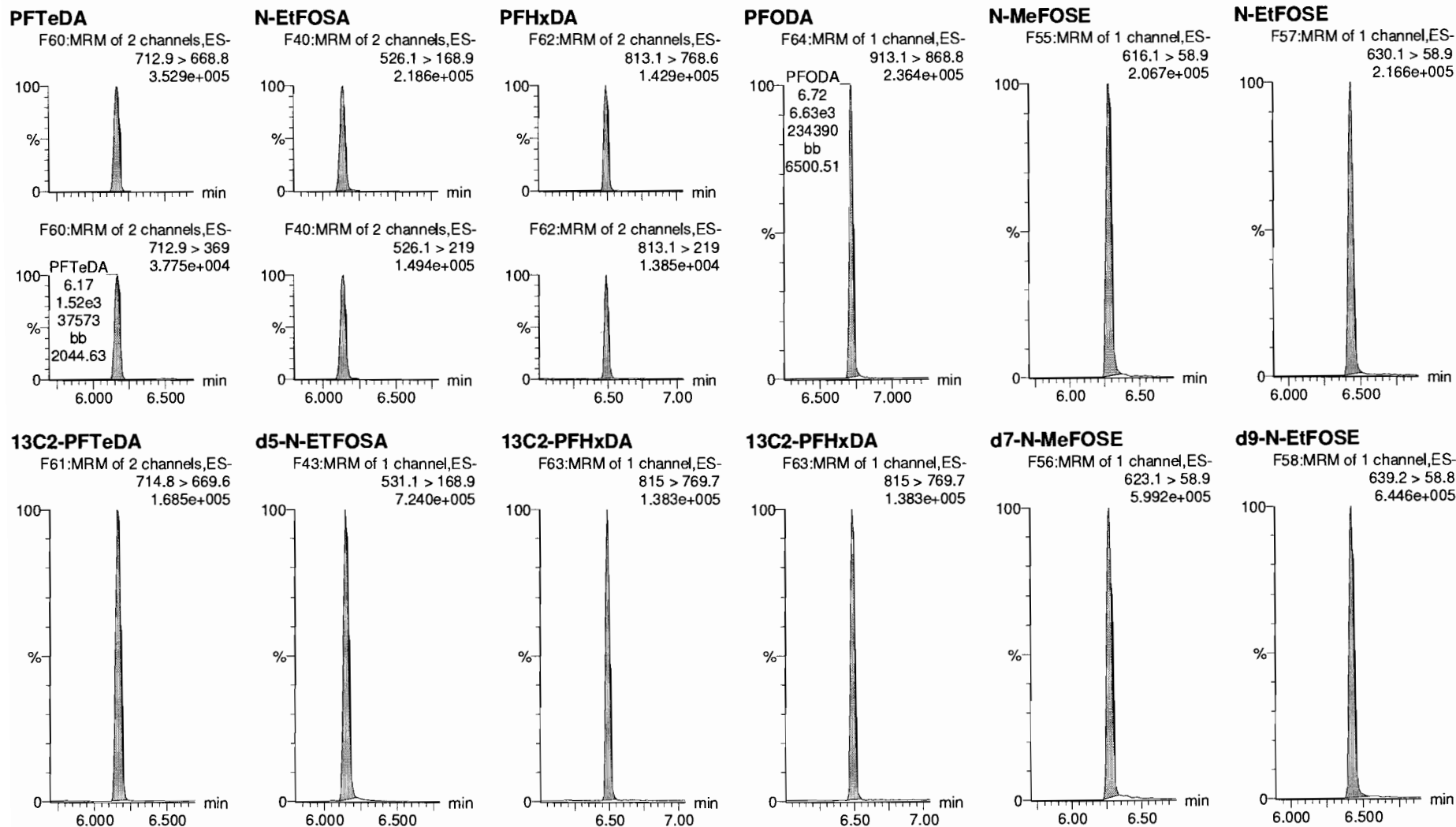
**13C2-PFDoA**



Dataset: F:\Projects\PFAS.PRO\Results\180215M1\180215M1-CRV.qld

Last Altered: Friday, February 16, 2018 09:12:54 Pacific Standard Time  
Printed: Friday, February 16, 2018 10:49:08 Pacific Standard Time

Name: 180215M1\_7, Date: 15-Feb-2018, Time: 17:55:01, ID: ST180215M1-6 PFC CS3 18B0815, Description: PFC CS3 18B0815



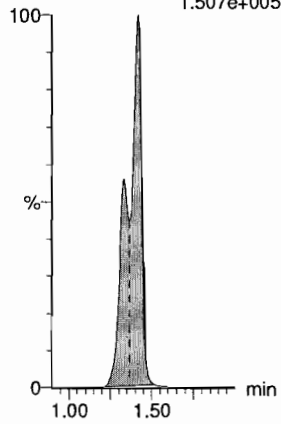
Dataset: F:\Projects\PFAS.PRO\Results\180215M1\180215M1-CRV.qld

Last Altered: Friday, February 16, 2018 09:12:54 Pacific Standard Time  
Printed: Friday, February 16, 2018 10:49:08 Pacific Standard Time

Name: 180215M1\_7, Date: 15-Feb-2018, Time: 17:55:01, ID: ST180215M1-6 PFC CS3 18B0815, Description: PFC CS3 18B0815

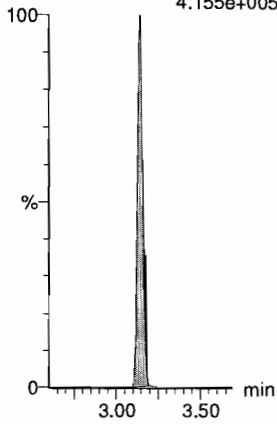
**13C4-PFBA**

F3:MRM of 1 channel,ES-  
217. > 171.8  
1.507e+005



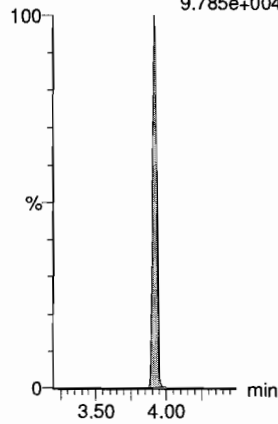
**13C5-PFHxA**

F10:MRM of 1 channel,ES-  
318 > 272.9  
4.155e+005



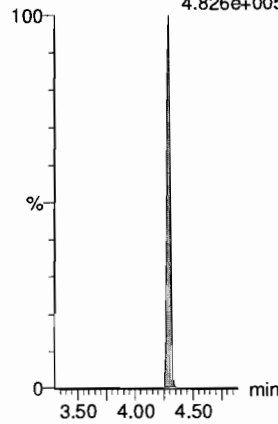
**13C3-PFHxS**

F18:MRM of 1 channel,ES-  
401.9 > 79.9  
9.785e+004



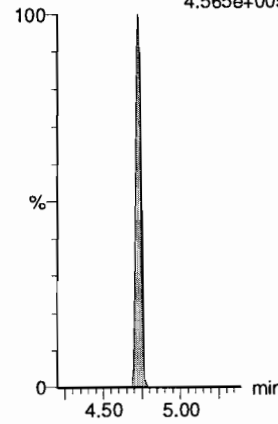
**13C8-PFOA**

F22:MRM of 1 channel,ES-  
421.3 > 376  
4.826e+005



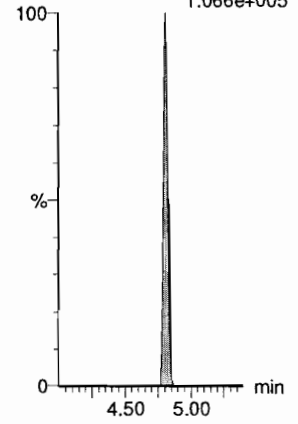
**13C9-PFNA**

F28:MRM of 1 channel,ES-  
472.2 > 426.9  
4.565e+005



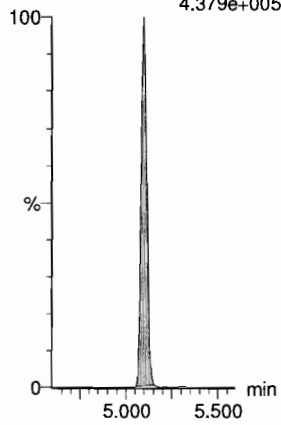
**13C4-PFOS**

F32:MRM of 1 channel,ES-  
503 > 79.9  
1.066e+005



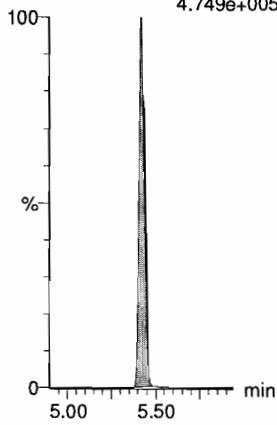
**13C6-PFDA**

F39:MRM of 1 channel,ES-  
519.1 > 473.7  
4.379e+005



**13C7-PFUdA**

F48:MRM of 1 channel,ES-  
570.1 > 524.8  
4.749e+005



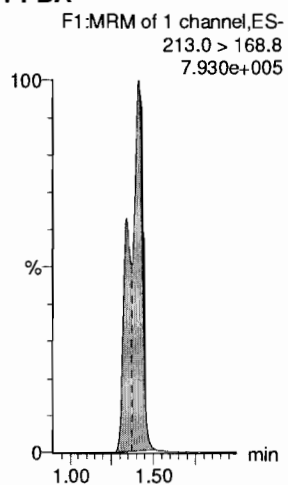
Dataset: F:\Projects\PFAS.PRO\Results\180215M1\180215M1-CRV.qld

Last Altered: Friday, February 16, 2018 09:12:54 Pacific Standard Time

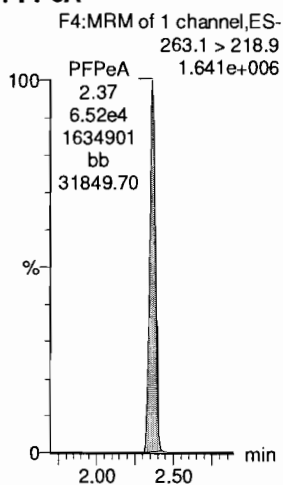
Printed: Friday, February 16, 2018 10:49:08 Pacific Standard Time

Name: 180215M1\_8, Date: 15-Feb-2018, Time: 18:06:27, ID: ST180215M1-7 PFC CS4 18B0816, Description: PFC CS4 18B0816

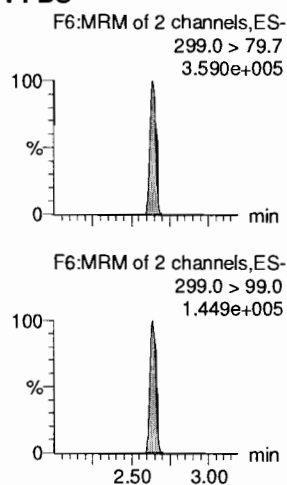
**PFBA**



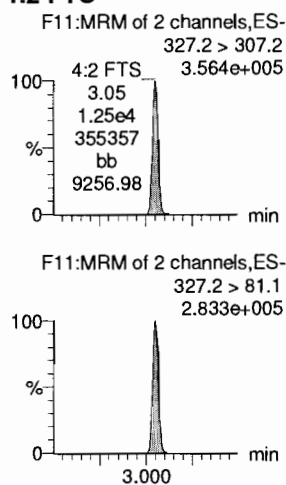
**PFPeA**



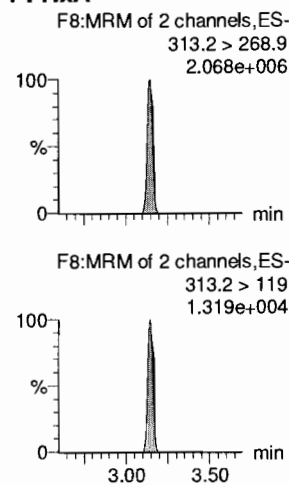
**PFBS**



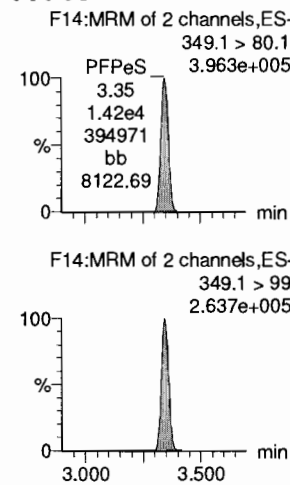
**4:2 FTS**



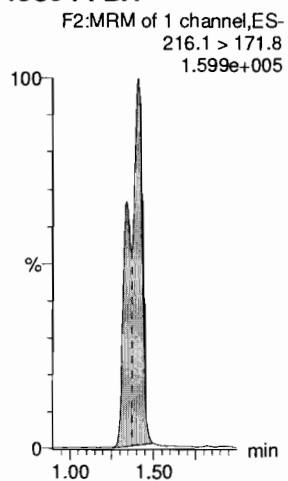
**PFHxA**



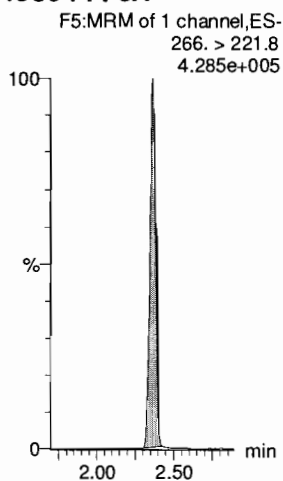
**PFPeS**



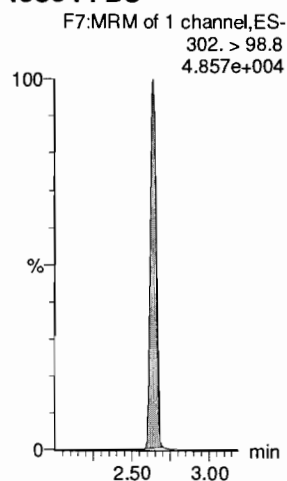
**13C3-PFBA**



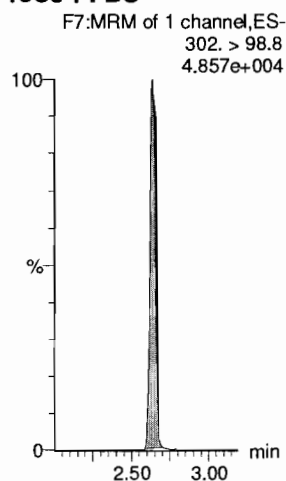
**13C3-PFPeA**



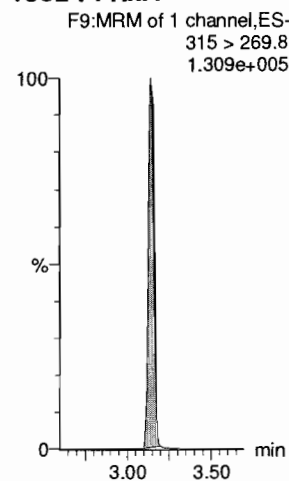
**13C3-PFBS**



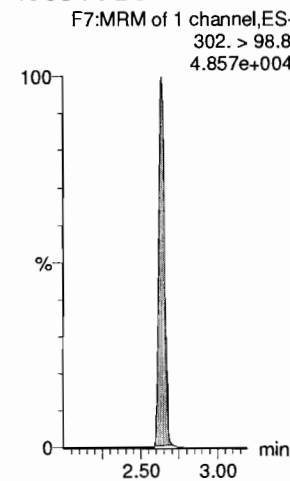
**13C3-PFBS**



**13C2-PFHxA**



**13C3-PFBS**



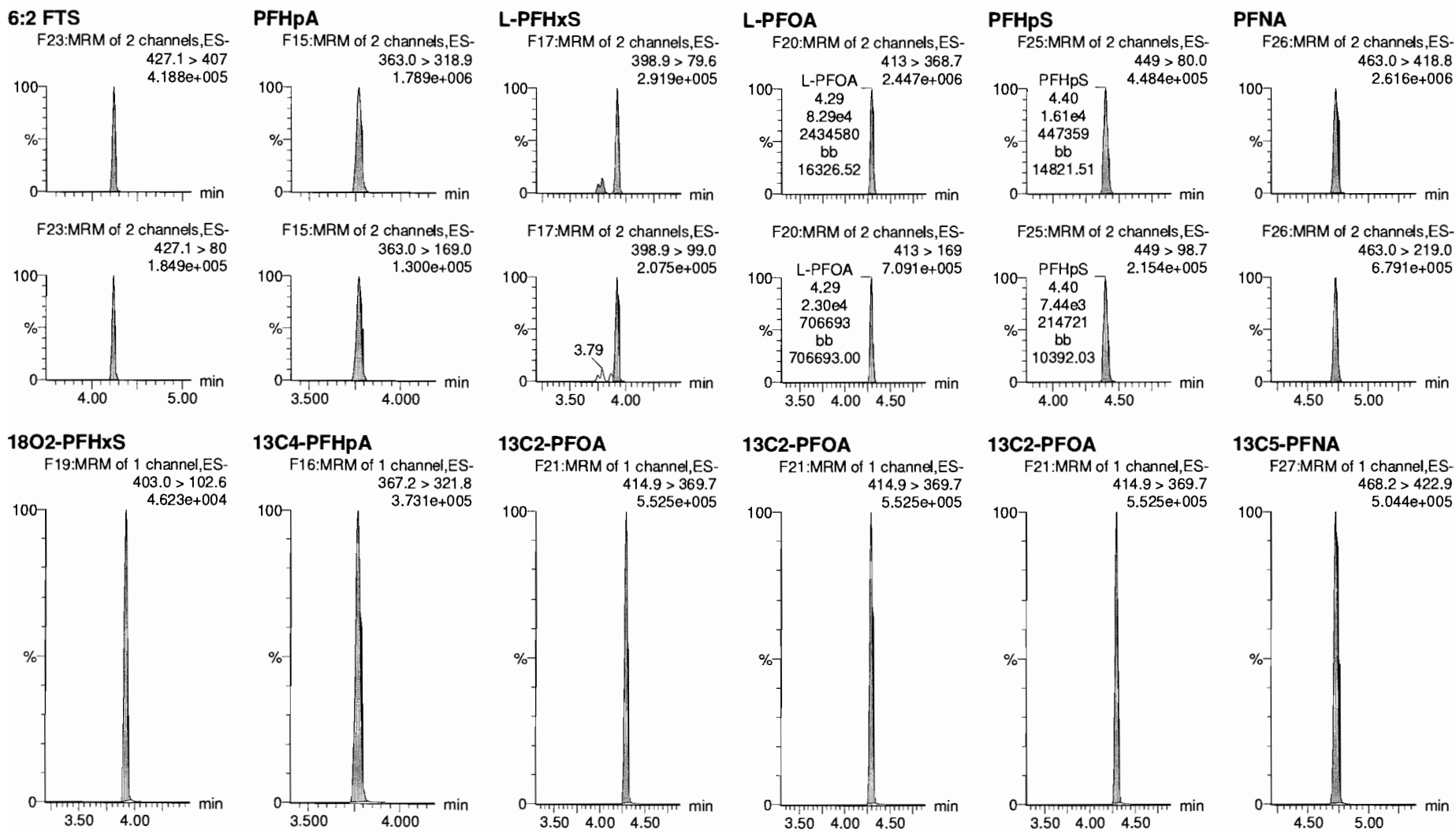


Dataset: F:\Projects\PFAS.PRO\Results\180215M1\180215M1-CRV.qld

Last Altered: Friday, February 16, 2018 09:12:54 Pacific Standard Time

Printed: Friday, February 16, 2018 10:49:08 Pacific Standard Time

Name: 180215M1\_8, Date: 15-Feb-2018, Time: 18:06:27, ID: ST180215M1-7 PFC CS4 18B0816, Description: PFC CS4 18B0816

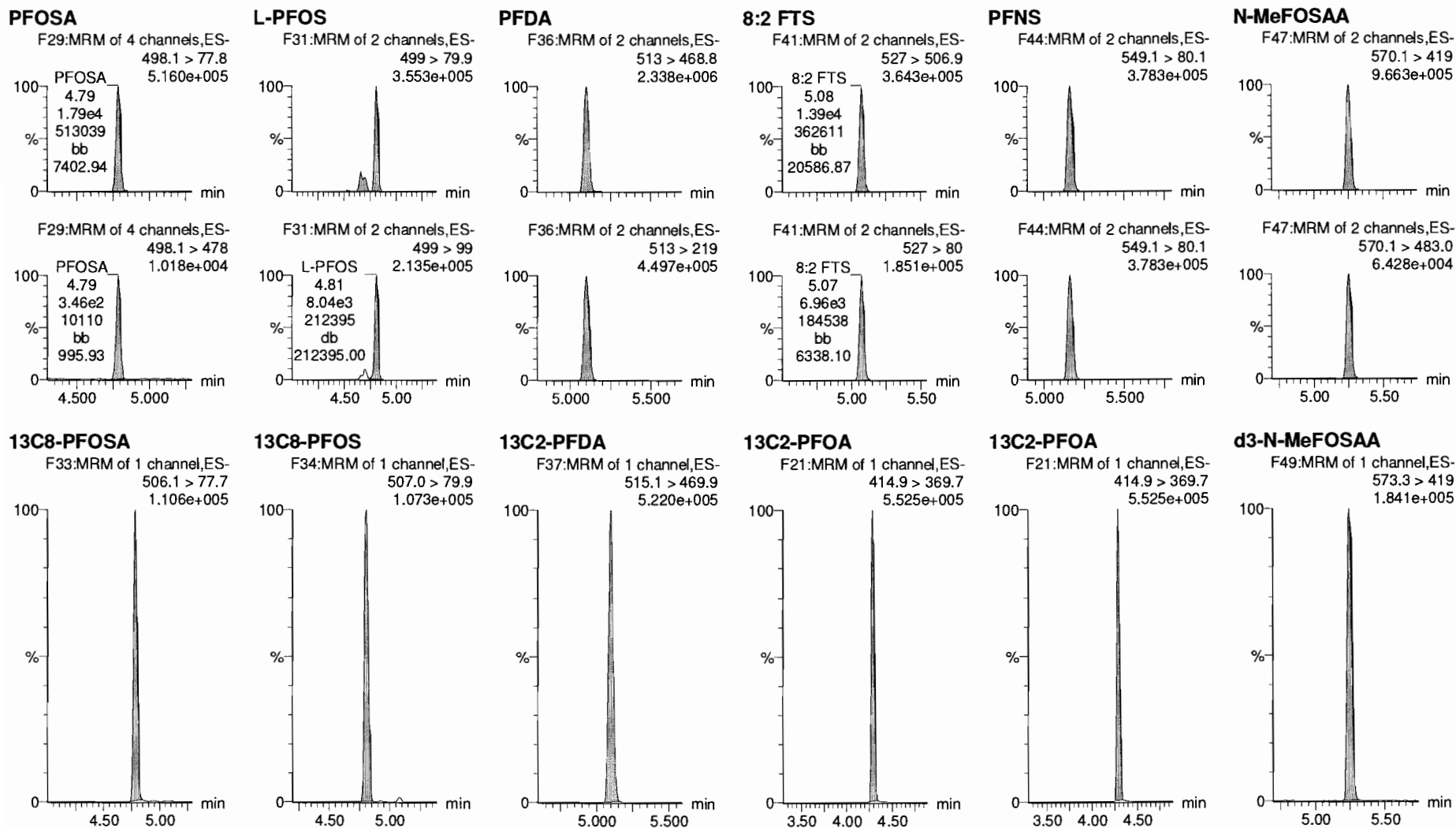


Dataset: F:\Projects\PFAS.PRO\Results\180215M1\180215M1-CRV.qld

Last Altered: Friday, February 16, 2018 09:12:54 Pacific Standard Time

Printed: Friday, February 16, 2018 10:49:08 Pacific Standard Time

Name: 180215M1\_8, Date: 15-Feb-2018, Time: 18:06:27, ID: ST180215M1-7 PFC CS4 18B0816, Description: PFC CS4 18B0816

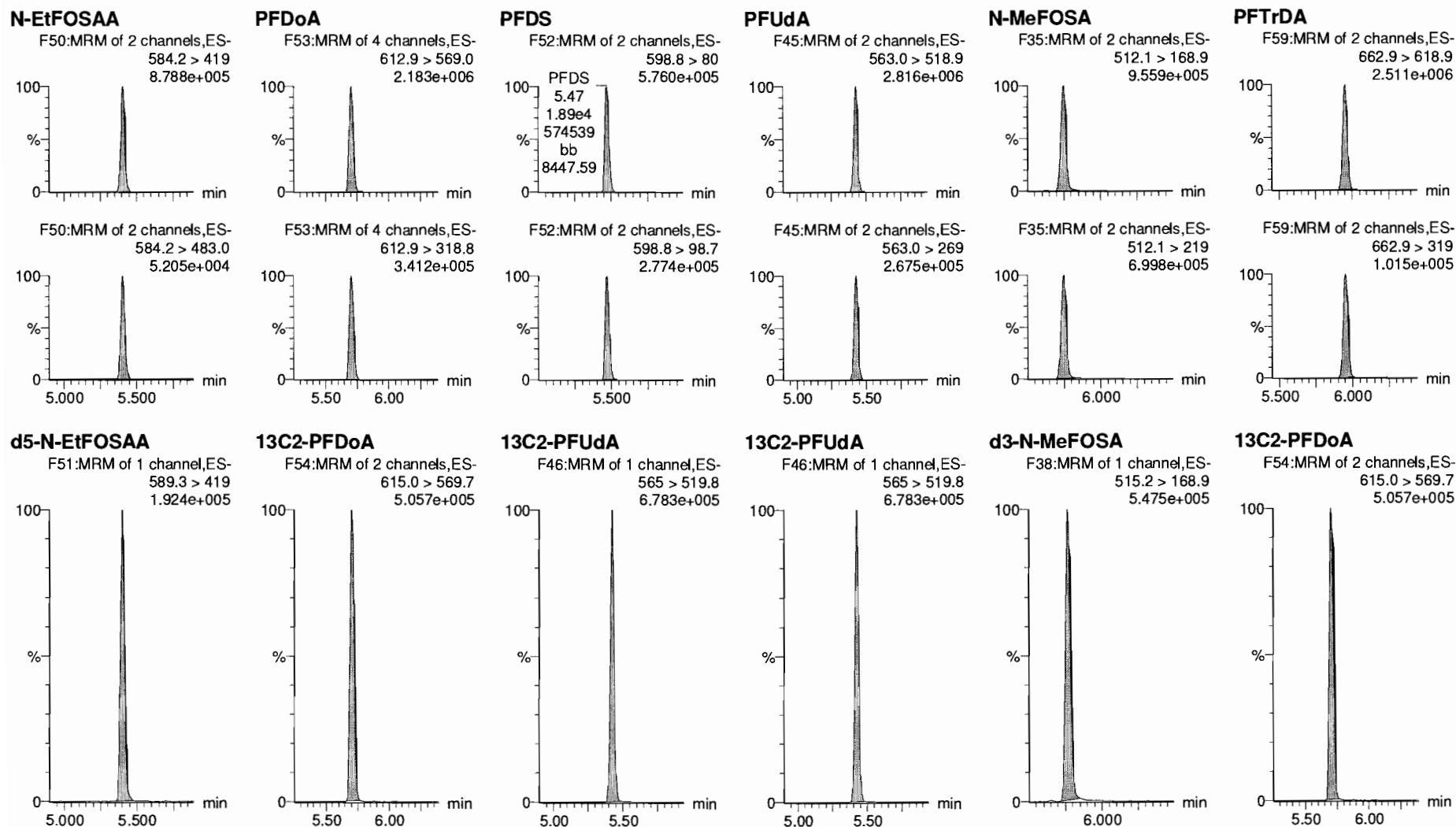


Dataset: F:\Projects\PFAS.PRO\Results\180215M1\180215M1-CRV.qld

Last Altered: Friday, February 16, 2018 09:12:54 Pacific Standard Time

Printed: Friday, February 16, 2018 10:49:08 Pacific Standard Time

Name: 180215M1\_8, Date: 15-Feb-2018, Time: 18:06:27, ID: ST180215M1-7 PFC CS4 18B0816, Description: PFC CS4 18B0816



Dataset: F:\Projects\PFAS.PRO\Results\180215M1\180215M1-CRV.qld

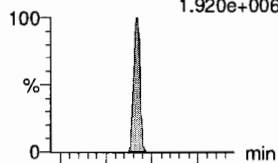
Last Altered: Friday, February 16, 2018 09:12:54 Pacific Standard Time

Printed: Friday, February 16, 2018 10:49:08 Pacific Standard Time

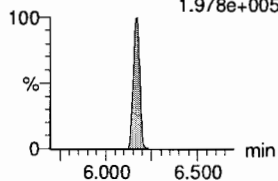
Name: 180215M1\_8, Date: 15-Feb-2018, Time: 18:06:27, ID: ST180215M1-7 PFC CS4 18B0816, Description: PFC CS4 18B0816

**PFTeDA**

F60:MRM of 2 channels,ES-  
712.9 > 668.8  
1.920e+006

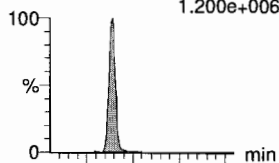


F60:MRM of 2 channels,ES-  
712.9 > 369  
1.978e+005

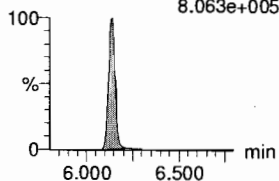


**N-EtFOSE**

F40:MRM of 2 channels,ES-  
526.1 > 168.9  
1.200e+006

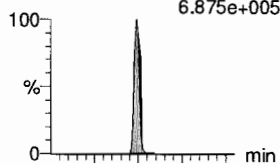


F40:MRM of 2 channels,ES-  
526.1 > 219  
8.063e+005

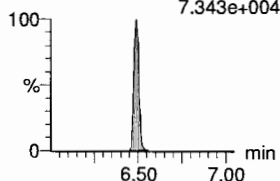


**PFHxDA**

F62:MRM of 2 channels,ES-  
813.1 > 768.6  
6.875e+005

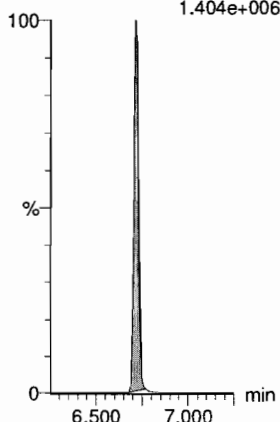


F62:MRM of 2 channels,ES-  
813.1 > 219  
7.343e+004



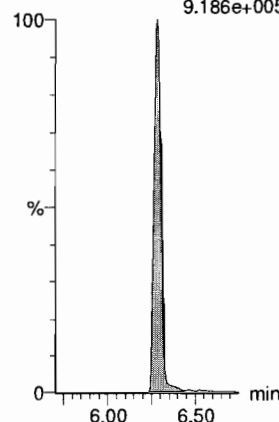
**PFODA**

F64:MRM of 1 channel,ES-  
913.1 > 868.8  
1.404e+006



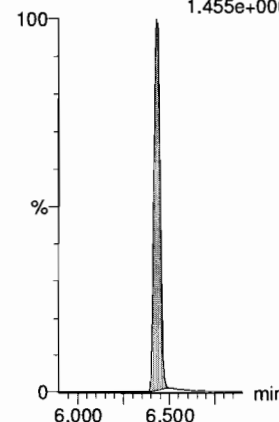
**N-MeFOSE**

F55:MRM of 1 channel,ES-  
616.1 > 58.9  
9.186e+005



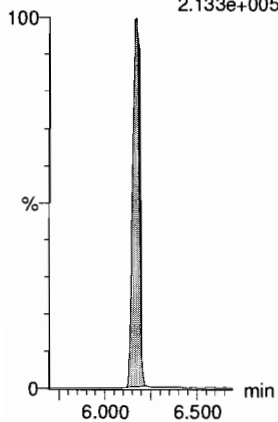
**N-EtFOSE**

F57:MRM of 1 channel,ES-  
630.1 > 58.9  
1.455e+006



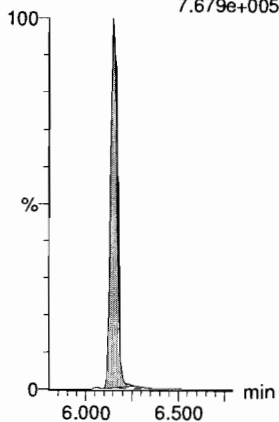
**13C2-PFTeDA**

F61:MRM of 2 channels,ES-  
714.8 > 669.6  
2.133e+005



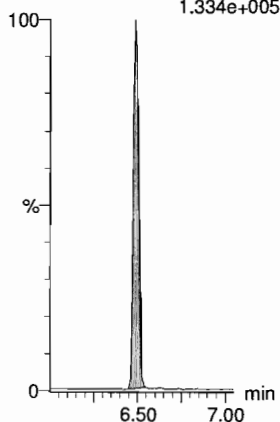
**d5-N-ETFOSE**

F43:MRM of 1 channel,ES-  
531.1 > 168.9  
7.679e+005



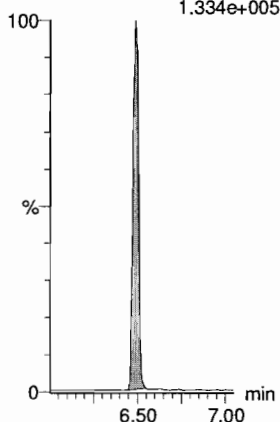
**13C2-PFHxDA**

F63:MRM of 1 channel,ES-  
815 > 769.7  
1.334e+005



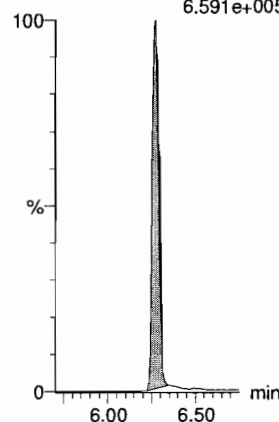
**13C2-PFHxDA**

F63:MRM of 1 channel,ES-  
815 > 769.7  
1.334e+005



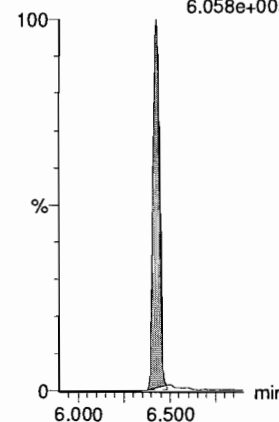
**d7-N-MeFOSE**

F56:MRM of 1 channel,ES-  
623.1 > 58.9  
6.591e+005



**d9-N-EtFOSE**

F58:MRM of 1 channel,ES-  
639.2 > 58.8  
6.058e+005



Dataset: F:\Projects\PFAS.PRO\Results\180215M1\180215M1-CRV.qld

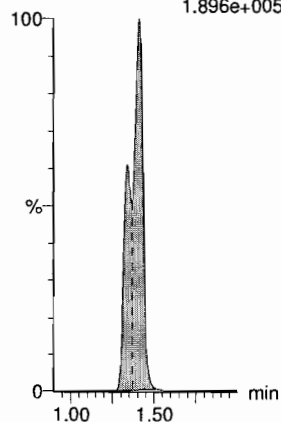
Last Altered: Friday, February 16, 2018 09:12:54 Pacific Standard Time

Printed: Friday, February 16, 2018 10:49:08 Pacific Standard Time

Name: 180215M1\_8, Date: 15-Feb-2018, Time: 18:06:27, ID: ST180215M1-7 PFC CS4 18B0816, Description: PFC CS4 18B0816

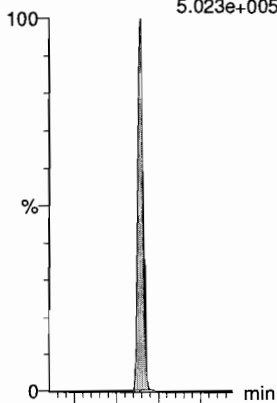
**13C4-PFBA**

F3:MRM of 1 channel,ES-  
217. > 171.8  
1.896e+005



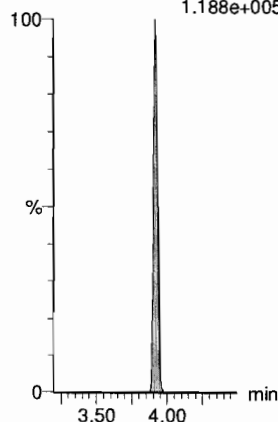
**13C5-PFHxA**

F10:MRM of 1 channel,ES-  
318 > 272.9  
5.023e+005



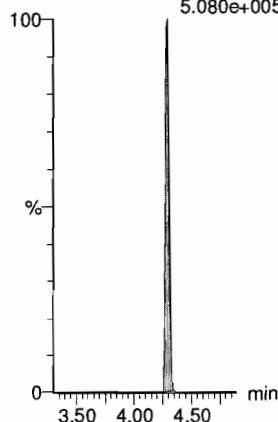
**13C3-PFHxS**

F18:MRM of 1 channel,ES-  
401.9 > 79.9  
1.188e+005



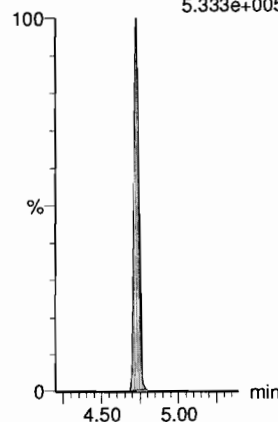
**13C8-PFOA**

F22:MRM of 1 channel,ES-  
421.3 > 376  
5.080e+005



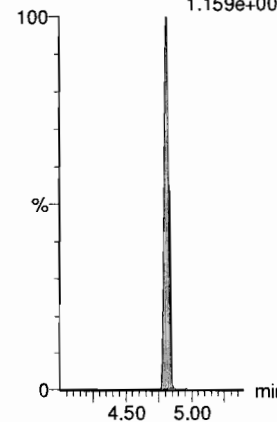
**13C9-PFNA**

F28:MRM of 1 channel,ES-  
472.2 > 426.9  
5.333e+005




**13C4-PFOS**

F32:MRM of 1 channel,ES-  
503 > 79.9  
1.159e+005



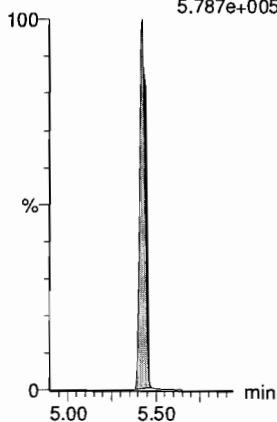
**13C6-PFDA**

F39:MRM of 1 channel,ES-  
519.1 > 473.7  
4.797e+005



**13C7-PFUdA**

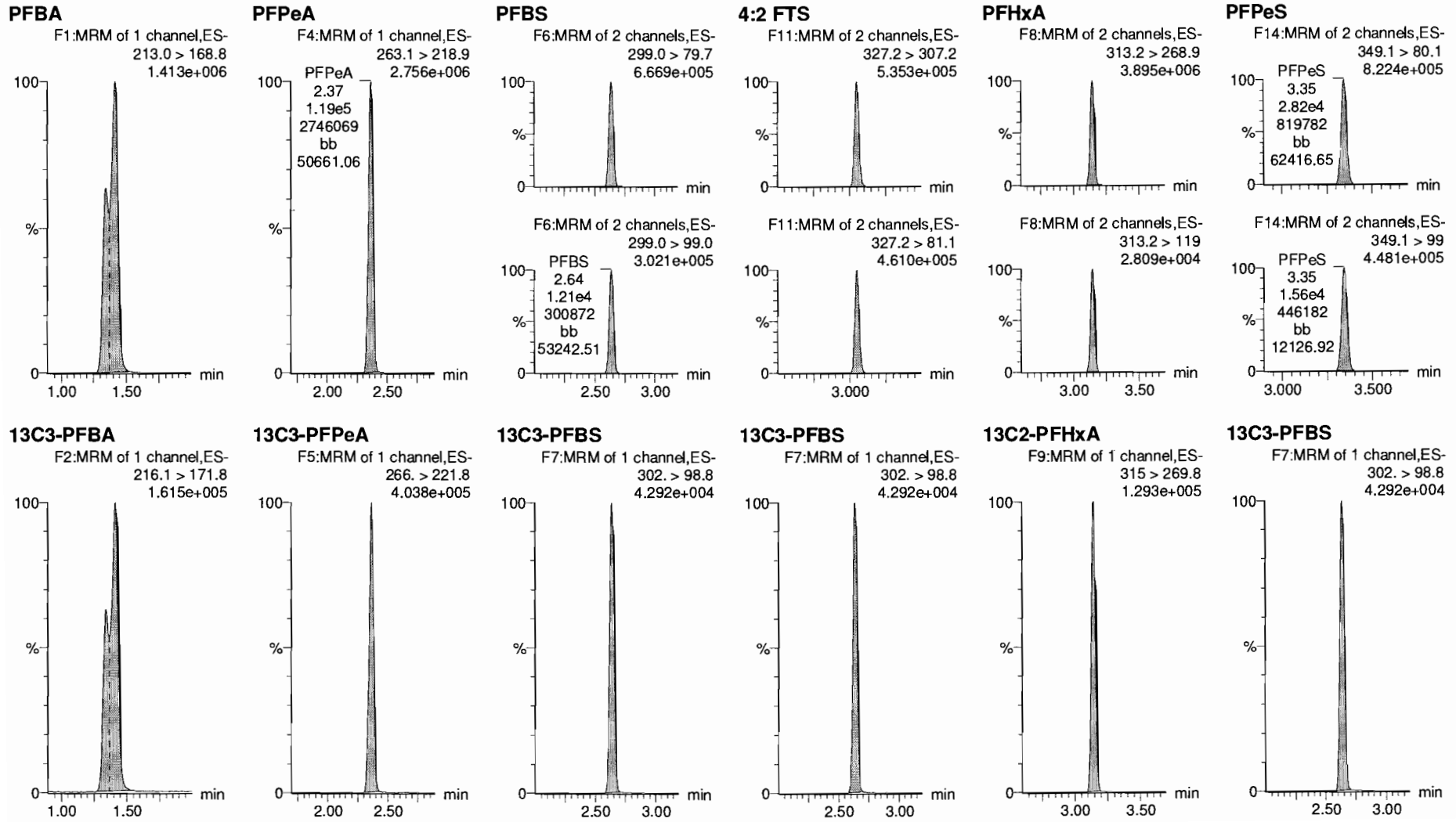
F48:MRM of 1 channel,ES-  
570.1 > 524.8  
5.787e+005



Dataset: F:\Projects\PFAS.PRO\Results\180215M1\180215M1-CRV.qld

Last Altered: Friday, February 16, 2018 09:12:54 Pacific Standard Time  
Printed: Friday, February 16, 2018 10:49:08 Pacific Standard Time

Name: 180215M1\_9, Date: 15-Feb-2018, Time: 18:17:55, ID: ST180215M1-8 PFC CS5 18B0817, Description: PFC CS5 18B0817

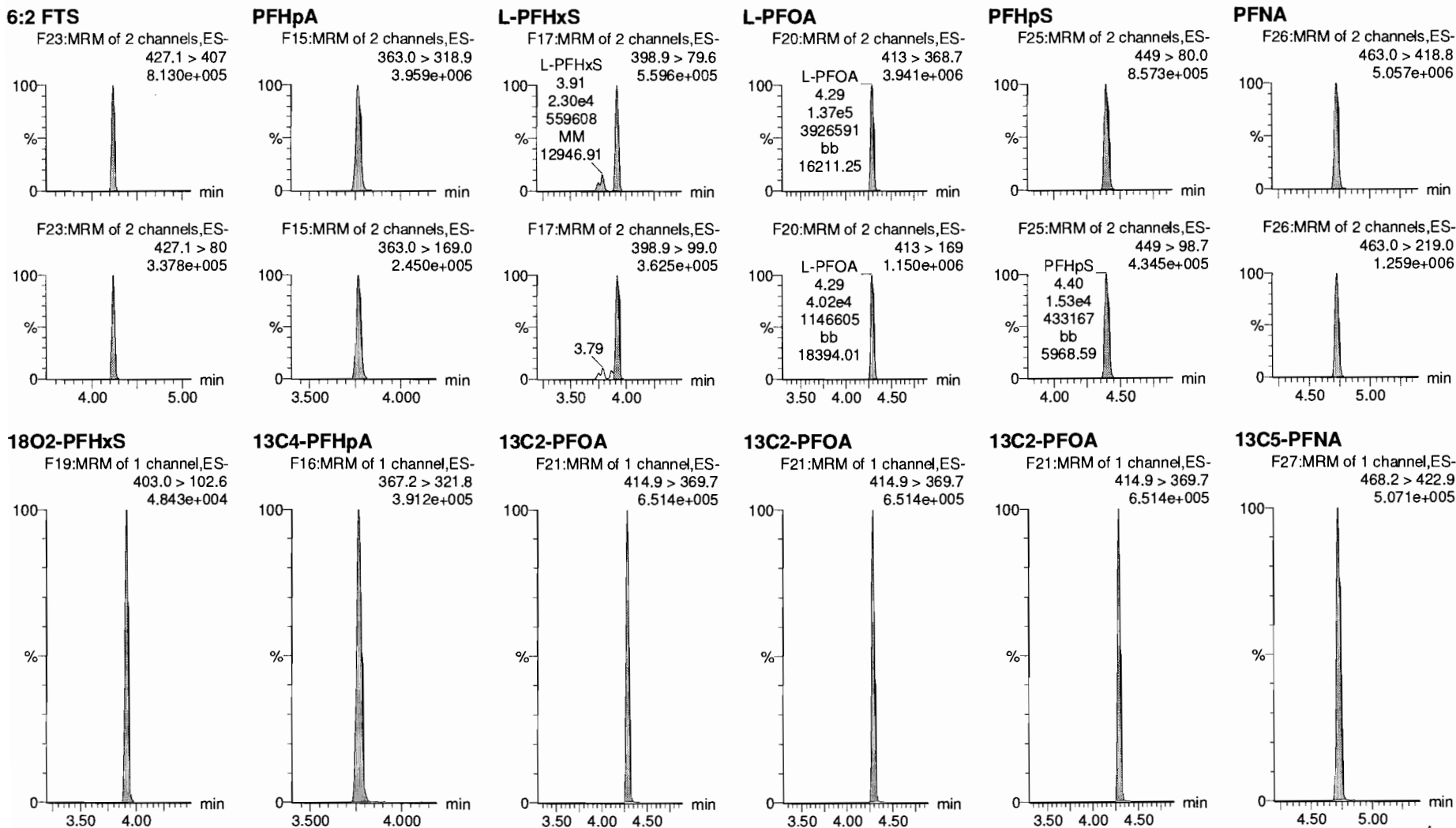


Dataset: F:\Projects\PFAS.PRO\Results\180215M1\180215M1-CRV.qld

Last Altered: Friday, February 16, 2018 09:12:54 Pacific Standard Time

Printed: Friday, February 16, 2018 10:49:08 Pacific Standard Time

Name: 180215M1\_9, Date: 15-Feb-2018, Time: 18:17:55, ID: ST180215M1-8 PFC CS5 18B0817, Description: PFC CS5 18B0817



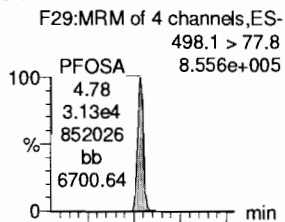
Dataset: F:\Projects\PFAS.PRO\Results\180215M1\180215M1-CRV.qld

Last Altered: Friday, February 16, 2018 09:12:54 Pacific Standard Time

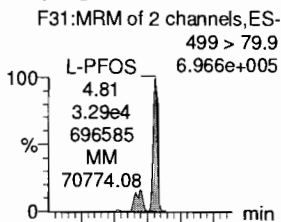
Printed: Friday, February 16, 2018 10:49:08 Pacific Standard Time

Name: 180215M1\_9, Date: 15-Feb-2018, Time: 18:17:55, ID: ST180215M1-8 PFC CS5 18B0817, Description: PFC CS5 18B0817

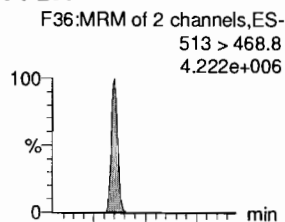
**PFOSA**



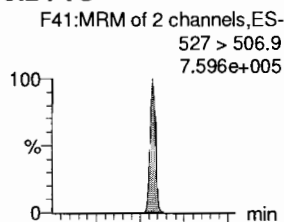
**L-PFOS**



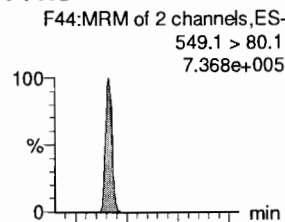
**PFDA**



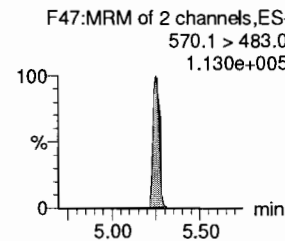
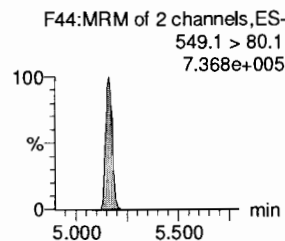
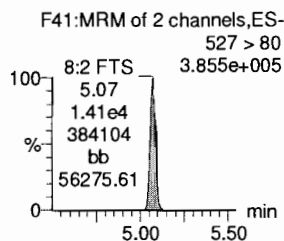
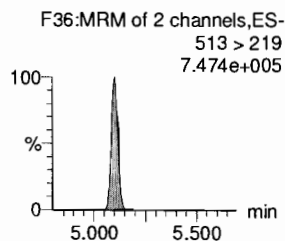
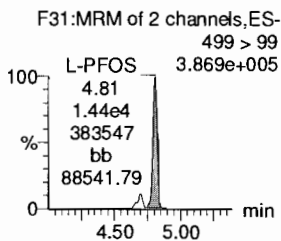
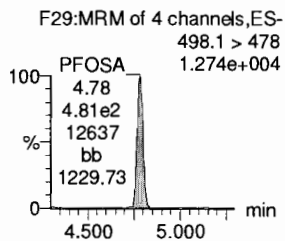
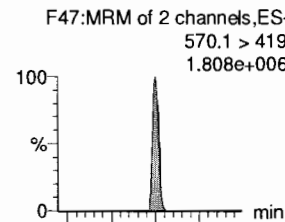
**8:2 FTS**



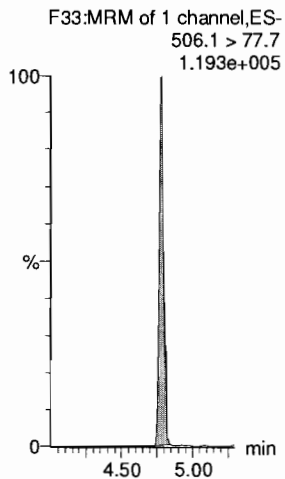
**PFNS**



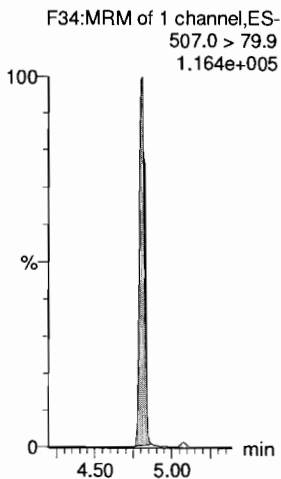
**N-MeFOSAA**



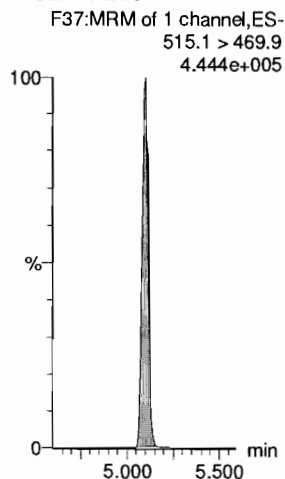
**13C8-PFOA**



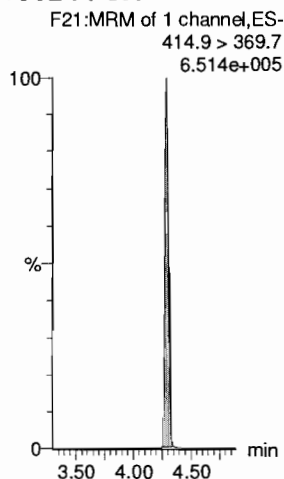
**13C8-PFOS**




**13C2-PFDA**



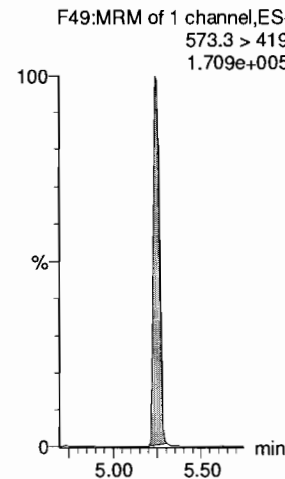
**13C2-PFOA**



**13C2-PFOA**



**d3-N-MeFOSAA**





Dataset: F:\Projects\PFAS.PRO\Results\180215M1\180215M1-CRV.qld

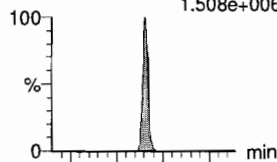
Last Altered: Friday, February 16, 2018 09:12:54 Pacific Standard Time

Printed: Friday, February 16, 2018 10:49:08 Pacific Standard Time

Name: 180215M1\_9, Date: 15-Feb-2018, Time: 18:17:55, ID: ST180215M1-8 PFC CS5 18B0817, Description: PFC CS5 18B0817

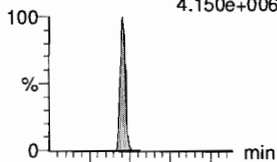
**N-EtFOSAA**

F50:MRM of 2 channels,ES-  
584.2 > 419  
1.508e+006




**PFDoA**

F53:MRM of 4 channels,ES-  
612.9 > 569.0  
4.150e+006



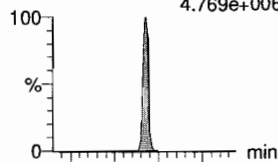
**PFDS**

F52:MRM of 2 channels,ES-  
598.8 > 80  
1.035e+006



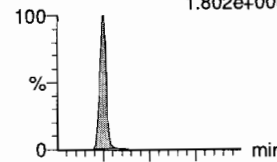
**PFUdA**

F45:MRM of 2 channels,ES-  
563.0 > 518.9  
4.769e+006



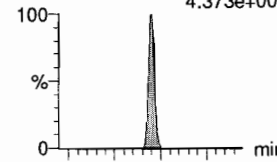
**N-MeFOSA**

F35:MRM of 2 channels,ES-  
512.1 > 168.9  
1.802e+006

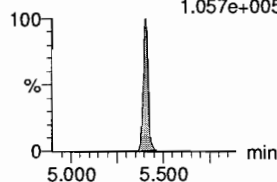


**PFTrDA**

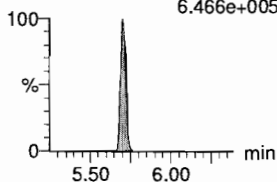
F59:MRM of 2 channels,ES-  
662.9 > 618.9  
4.373e+006



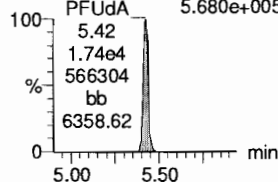
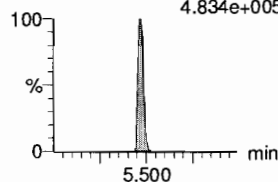
F50:MRM of 2 channels,ES-  
584.2 > 483.0  
1.057e+005



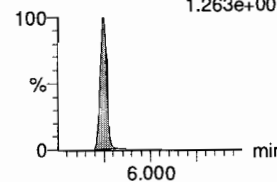
F53:MRM of 4 channels,ES-  
612.9 > 318.8  
6.466e+005



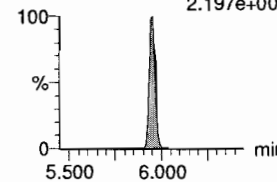
F52:MRM of 2 channels,ES-  
598.8 > 98.7  
4.834e+005



F35:MRM of 2 channels,ES-  
512.1 > 219  
1.263e+006

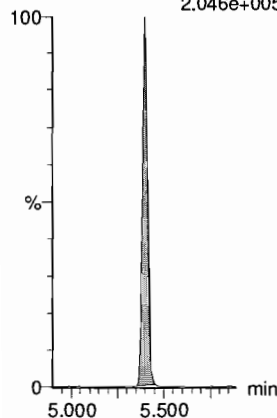


F59:MRM of 2 channels,ES-  
662.9 > 319  
2.197e+005



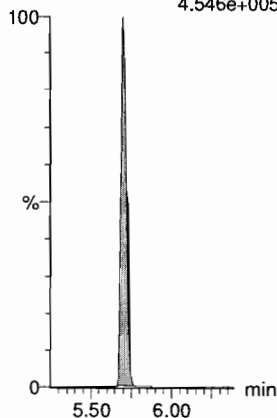
**d5-N-EtFOSAA**

F51:MRM of 1 channel,ES-  
589.3 > 419  
2.046e+005



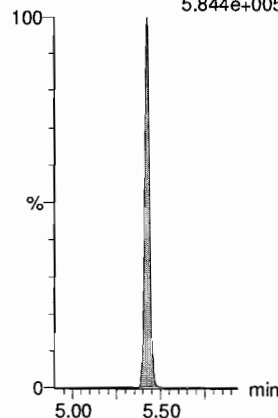
**13C2-PFDoA**

F54:MRM of 2 channels,ES-  
615.0 > 569.7  
4.546e+005



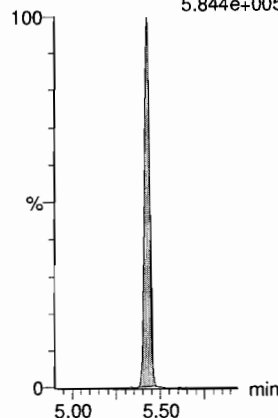
**13C2-PFUdA**

F46:MRM of 1 channel,ES-  
565 > 519.8  
5.844e+005



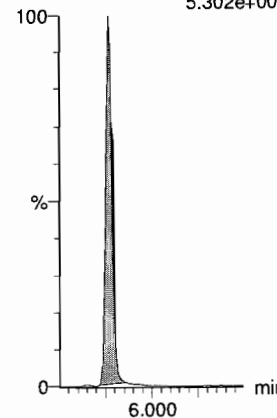
**13C2-PFUdA**

F46:MRM of 1 channel,ES-  
565 > 519.8  
5.844e+005



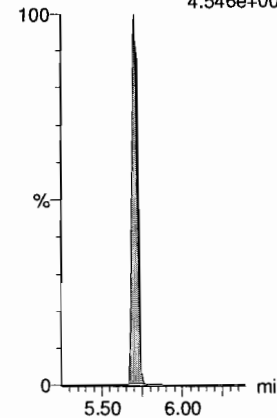
**d3-N-MeFOSA**

F38:MRM of 1 channel,ES-  
515.2 > 168.9  
5.302e+005



**13C2-PFDoA**

F54:MRM of 2 channels,ES-  
615.0 > 569.7  
4.546e+005

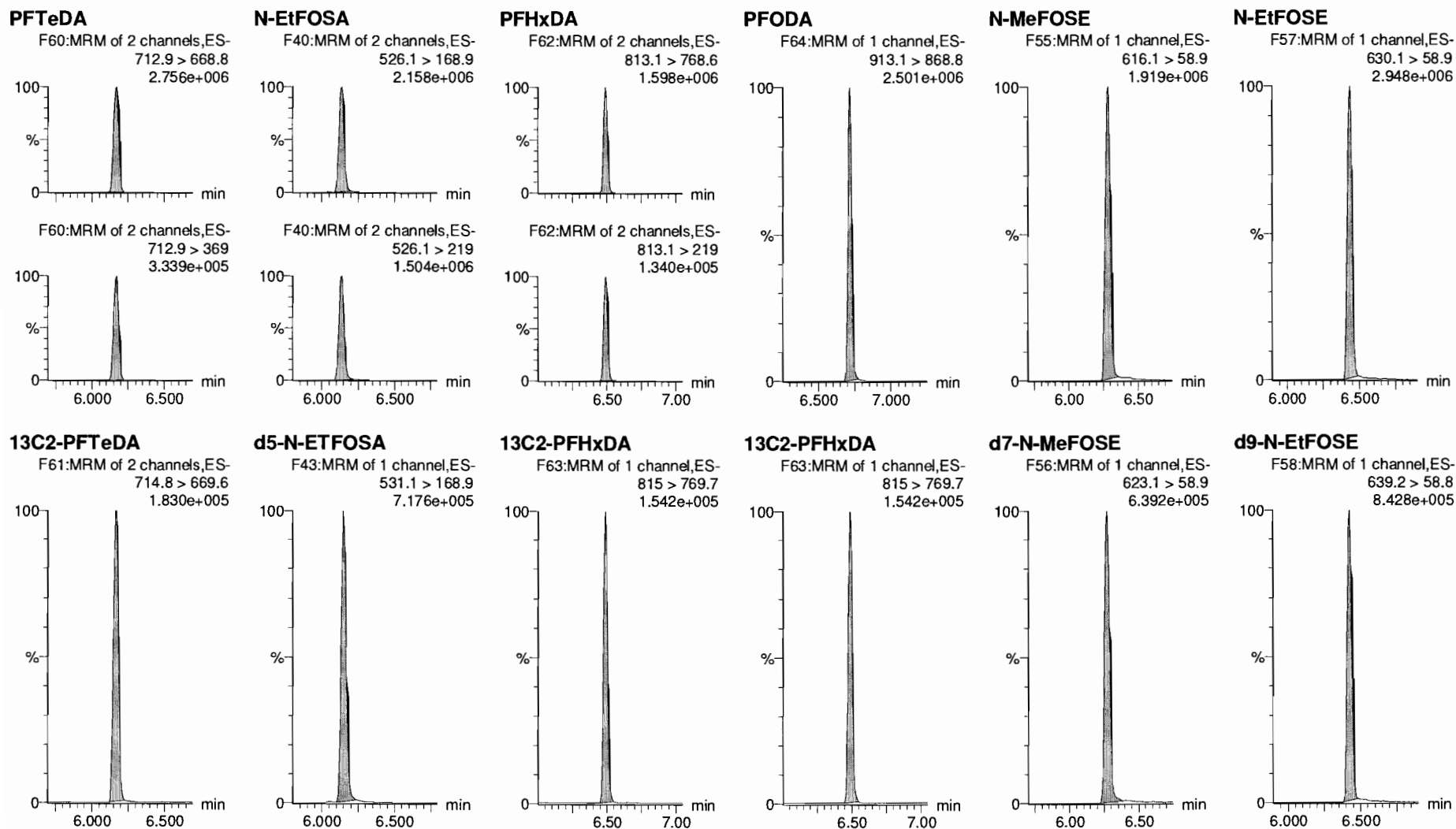


Dataset: F:\Projects\PFAS.PRO\Results\180215M1\180215M1-CRV.qld

Last Altered: Friday, February 16, 2018 09:12:54 Pacific Standard Time

Printed: Friday, February 16, 2018 10:49:08 Pacific Standard Time

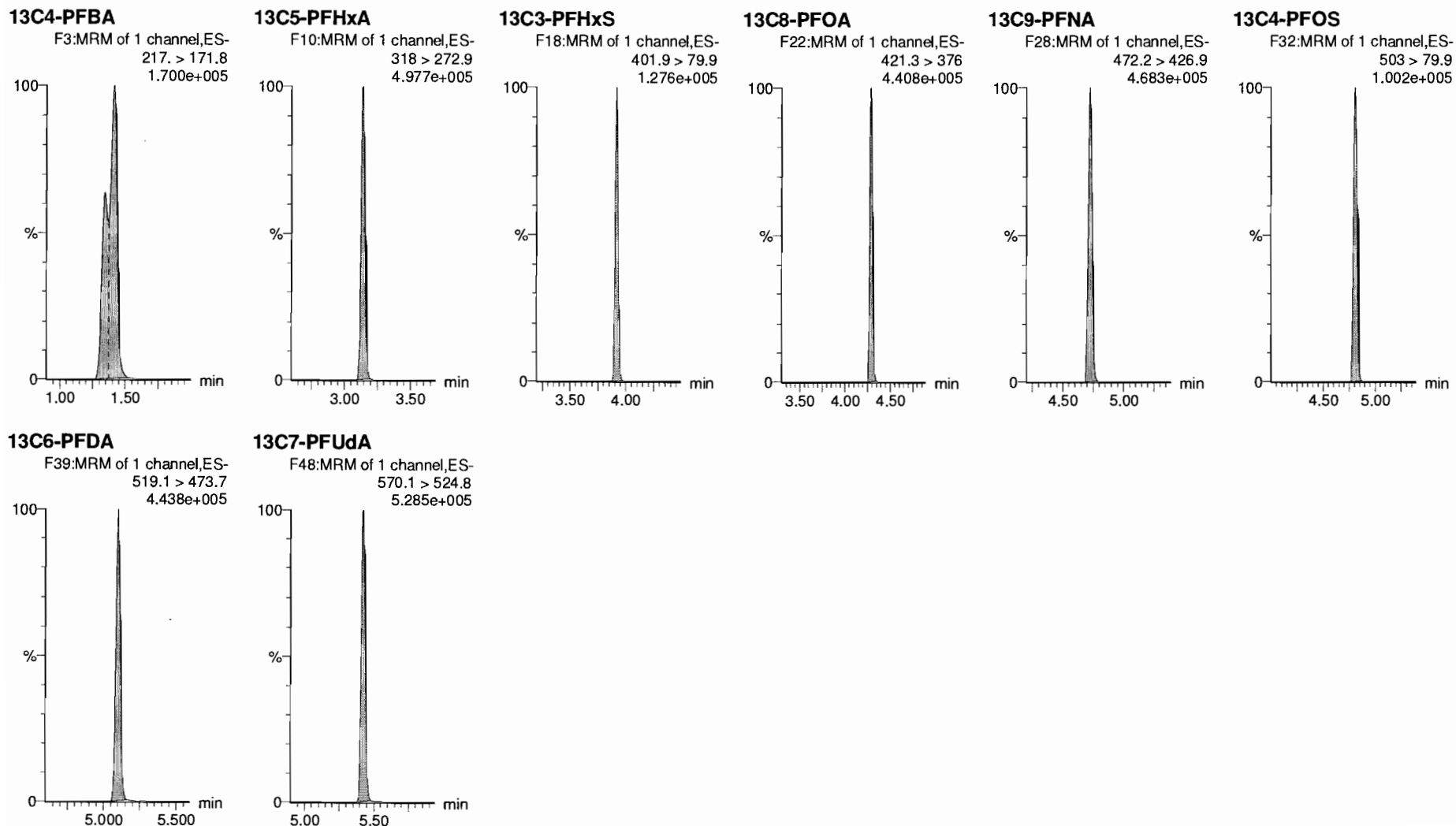
Name: 180215M1\_9, Date: 15-Feb-2018, Time: 18:17:55, ID: ST180215M1-8 PFC CS5 18B0817, Description: PFC CS5 18B0817



Dataset: F:\Projects\PFAS.PRO\Results\180215M1\180215M1-CRV.qld

Last Altered: Friday, February 16, 2018 09:12:54 Pacific Standard Time  
Printed: Friday, February 16, 2018 10:49:08 Pacific Standard Time

Name: 180215M1\_9, Date: 15-Feb-2018, Time: 18:17:55, ID: ST180215M1-8 PFC CS5 18B0817, Description: PFC CS5 18B0817




Dataset: F:\Projects\PFAS.PRO\Results\180215M1\180215M1-CRV.qld

Last Altered: Friday, February 16, 2018 09:12:54 Pacific Standard Time

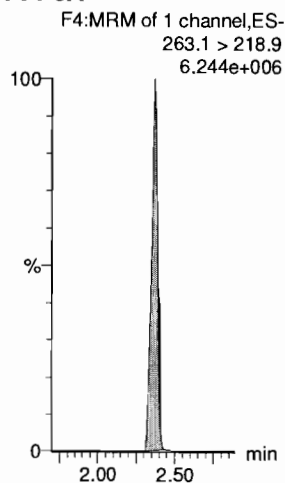
Printed: Friday, February 16, 2018 10:49:08 Pacific Standard Time

Name: 180215M1\_10, Date: 15-Feb-2018, Time: 18:29:24, ID: ST180215M1-9 PFC CS6 18B0818, Description: PFC CS6 18B0818

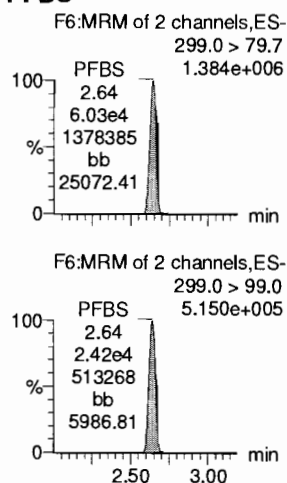
**PFBA**



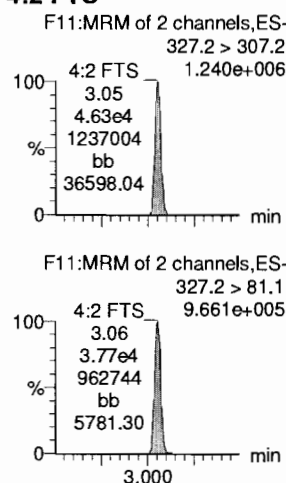
**PFPeA**



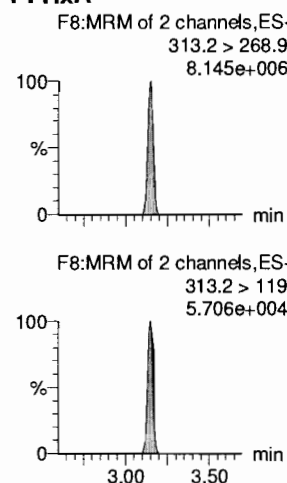
**PFBS**



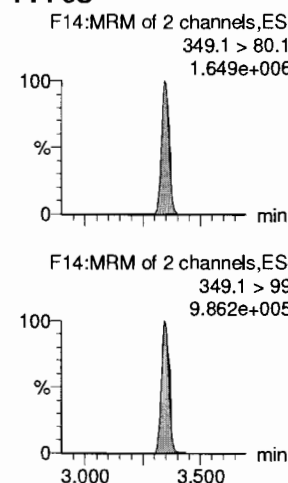
**4:2 FTS**



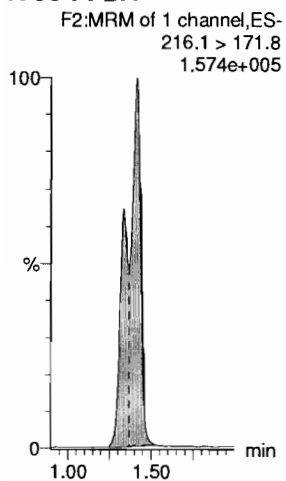
**PFHxA**



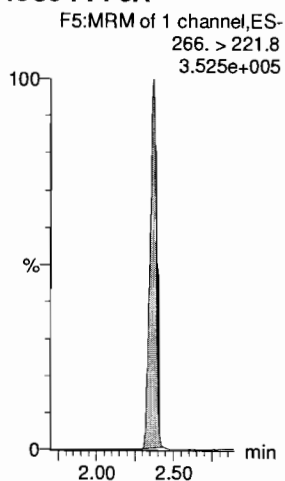
**PFPeS**




**13C3-PFBA**



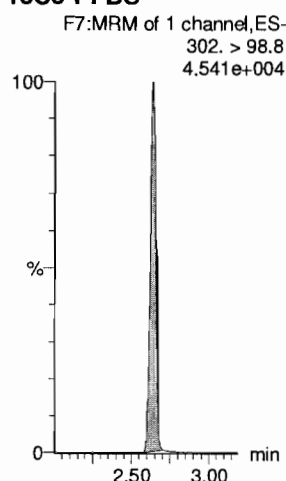
**13C3-PFPeA**



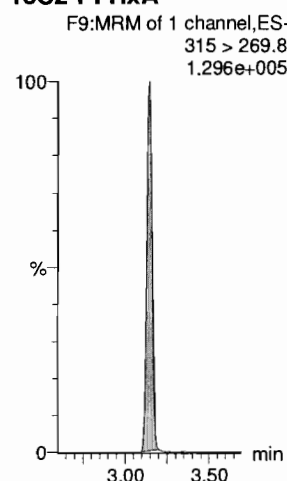
**13C3-PFBS**



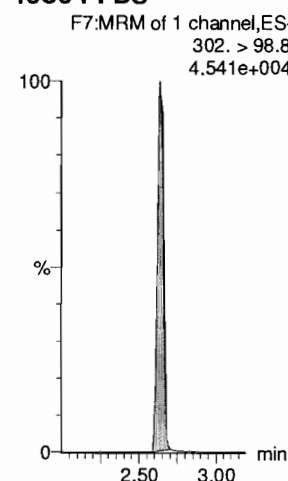
**13C3-PFBS**



**13C2-PFHxA**



**13C3-PFBS**

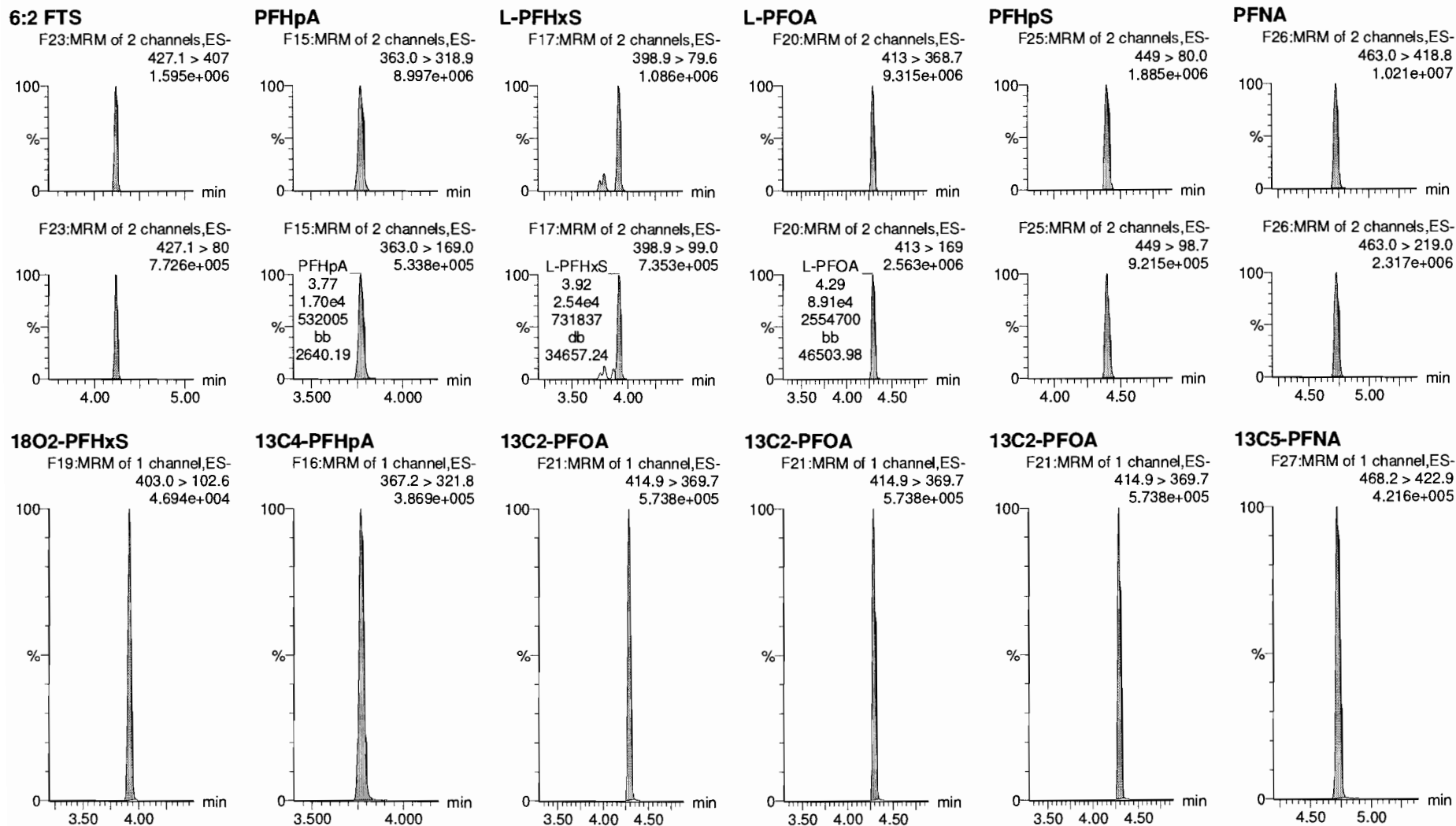


Dataset: F:\Projects\PFAS.PRO\Results\180215M1\180215M1-CRV.qld

Last Altered: Friday, February 16, 2018 09:12:54 Pacific Standard Time

Printed: Friday, February 16, 2018 10:49:08 Pacific Standard Time

Name: 180215M1\_10, Date: 15-Feb-2018, Time: 18:29:24, ID: ST180215M1-9 PFC CS6 18B0818, Description: PFC CS6 18B0818



Dataset: F:\Projects\PFAS.PRO\Results\180215M1\180215M1-CRV.qld

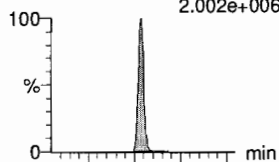
Last Altered: Friday, February 16, 2018 09:12:54 Pacific Standard Time

Printed: Friday, February 16, 2018 10:49:08 Pacific Standard Time

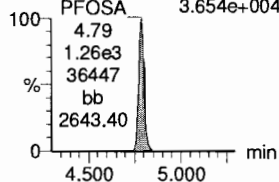
Name: 180215M1\_10, Date: 15-Feb-2018, Time: 18:29:24, ID: ST180215M1-9 PFC CS6 18B0818, Description: PFC CS6 18B0818

**PFOSA**

F29:MRM of 4 channels,ES-  
498.1 > 77.8  
2.002e+006

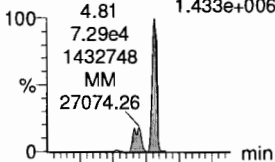


F29:MRM of 4 channels,ES-  
498.1 > 478  
3.654e+004

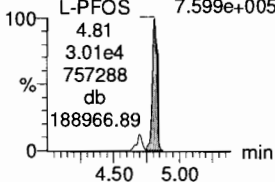


**L-PFOS**

F31:MRM of 2 channels,ES-  
L-PFOS 499 > 79.9  
4.81 1.433e+006  
7.29e4  
1432748  
MM  
27074.26

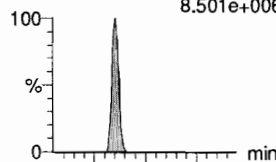


F31:MRM of 2 channels,ES-  
L-PFOS 499 > 99  
4.81 7.599e+005  
3.01e4  
757288  
db  
188966.89

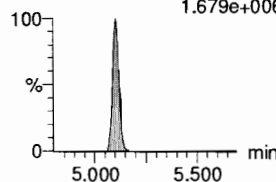


**PFDA**

F36:MRM of 2 channels,ES-  
513 > 468.8  
8.501e+006

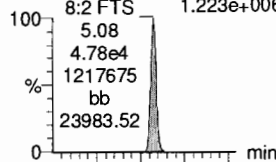


F36:MRM of 2 channels,ES-  
513 > 219  
1.679e+006

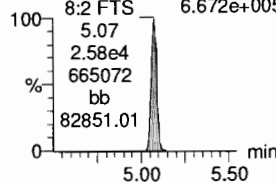


**8:2 FTS**

F41:MRM of 2 channels,ES-  
527 > 506.9  
1.223e+006

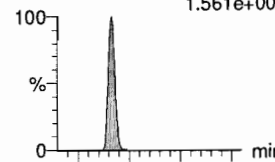


F41:MRM of 2 channels,ES-  
527 > 80  
6.672e+005

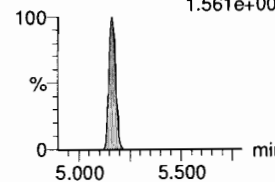


**PFNS**

F44:MRM of 2 channels,ES-  
549.1 > 80.1  
1.561e+006

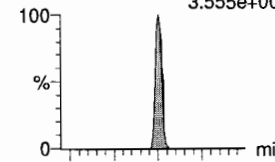


F44:MRM of 2 channels,ES-  
549.1 > 80.1  
1.561e+006

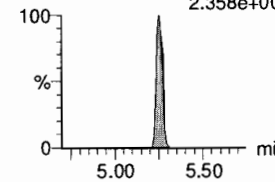


**N-MeFOSAA**

F47:MRM of 2 channels,ES-  
570.1 > 419  
3.555e+006

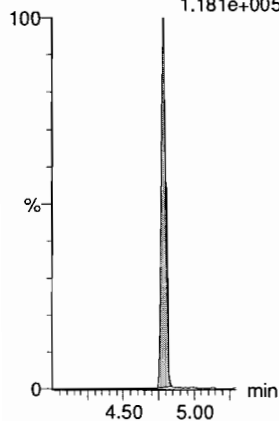


F47:MRM of 2 channels,ES-  
570.1 > 483.0  
2.358e+005



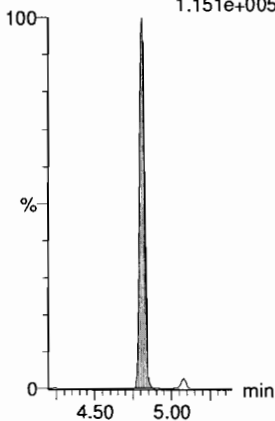
**13C8-PFOA**

F33:MRM of 1 channel,ES-  
506.1 > 77.7  
1.181e+005




**13C8-PFOS**

F34:MRM of 1 channel,ES-  
507.0 > 79.9  
1.151e+005




**13C2-PFDA**

F37:MRM of 1 channel,ES-  
515.1 > 469.9  
3.543e+005



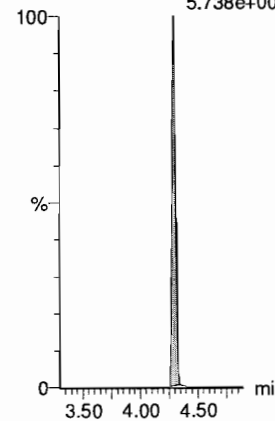
**13C2-PFOA**

F21:MRM of 1 channel,ES-  
414.9 > 369.7  
5.738e+005



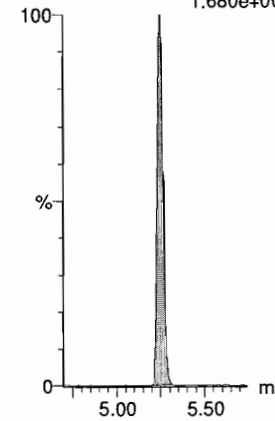
**13C2-PFOA**

F21:MRM of 1 channel,ES-  
414.9 > 369.7  
5.738e+005



**d3-N-MeFOSAA**

F49:MRM of 1 channel,ES-  
573.3 > 419  
1.680e+005



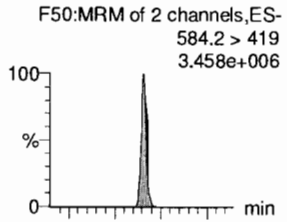
Dataset: F:\Projects\PFAS.PRO\Results\180215M1\180215M1-CRV.qld

Last Altered: Friday, February 16, 2018 09:12:54 Pacific Standard Time

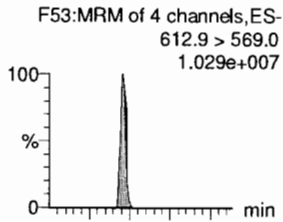
Printed: Friday, February 16, 2018 10:49:08 Pacific Standard Time

Name: 180215M1\_10, Date: 15-Feb-2018, Time: 18:29:24, ID: ST180215M1-9 PFC CS6 18B0818, Description: PFC CS6 18B0818

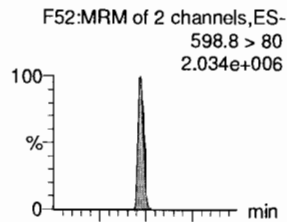
**N-EtFOSAA**



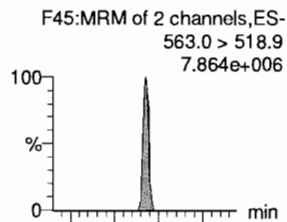
**PFDoA**



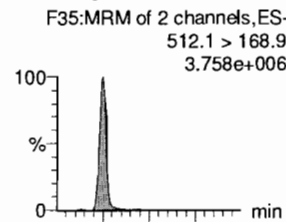
**PFDS**



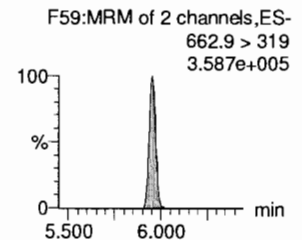
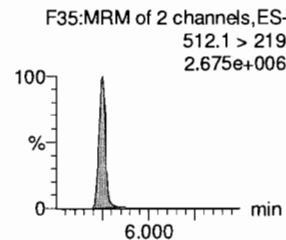
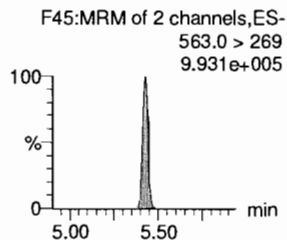
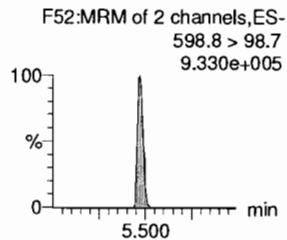
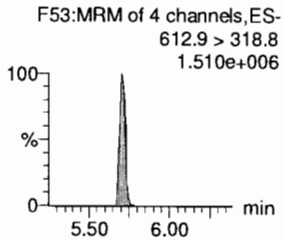
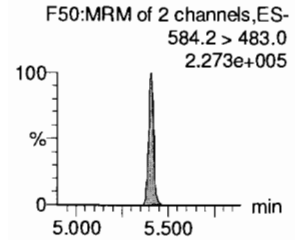
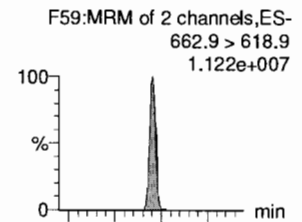
**PFUdA**



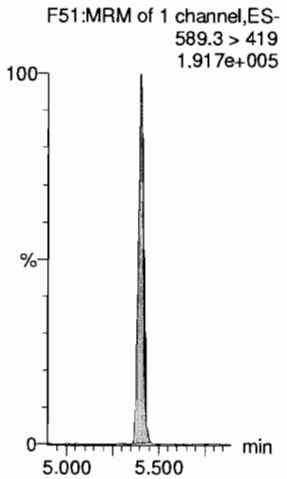
**N-MeFOSA**



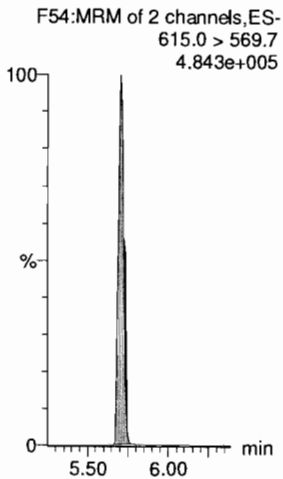
**PFTrDA**



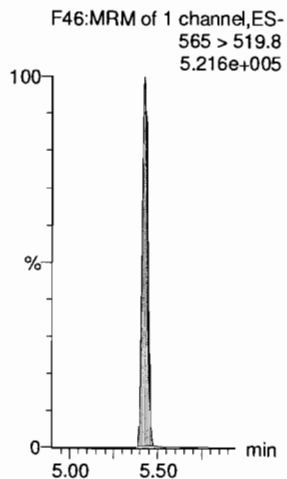
**d5-N-EtFOSAA**



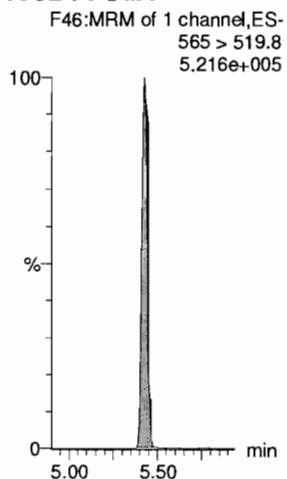
**13C2-PFDoA**



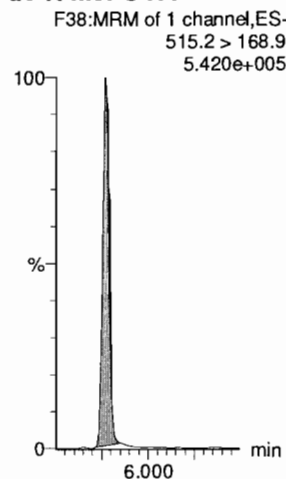
**13C2-PFUdA**



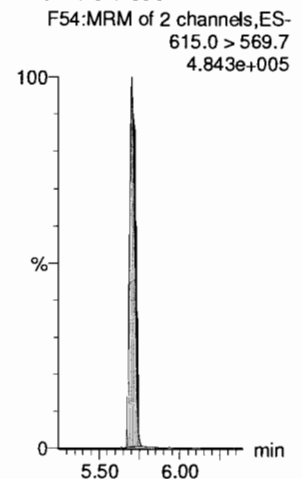
**13C2-PFUdA**



**d3-N-MeFOSA**



**13C2-PFDoA**

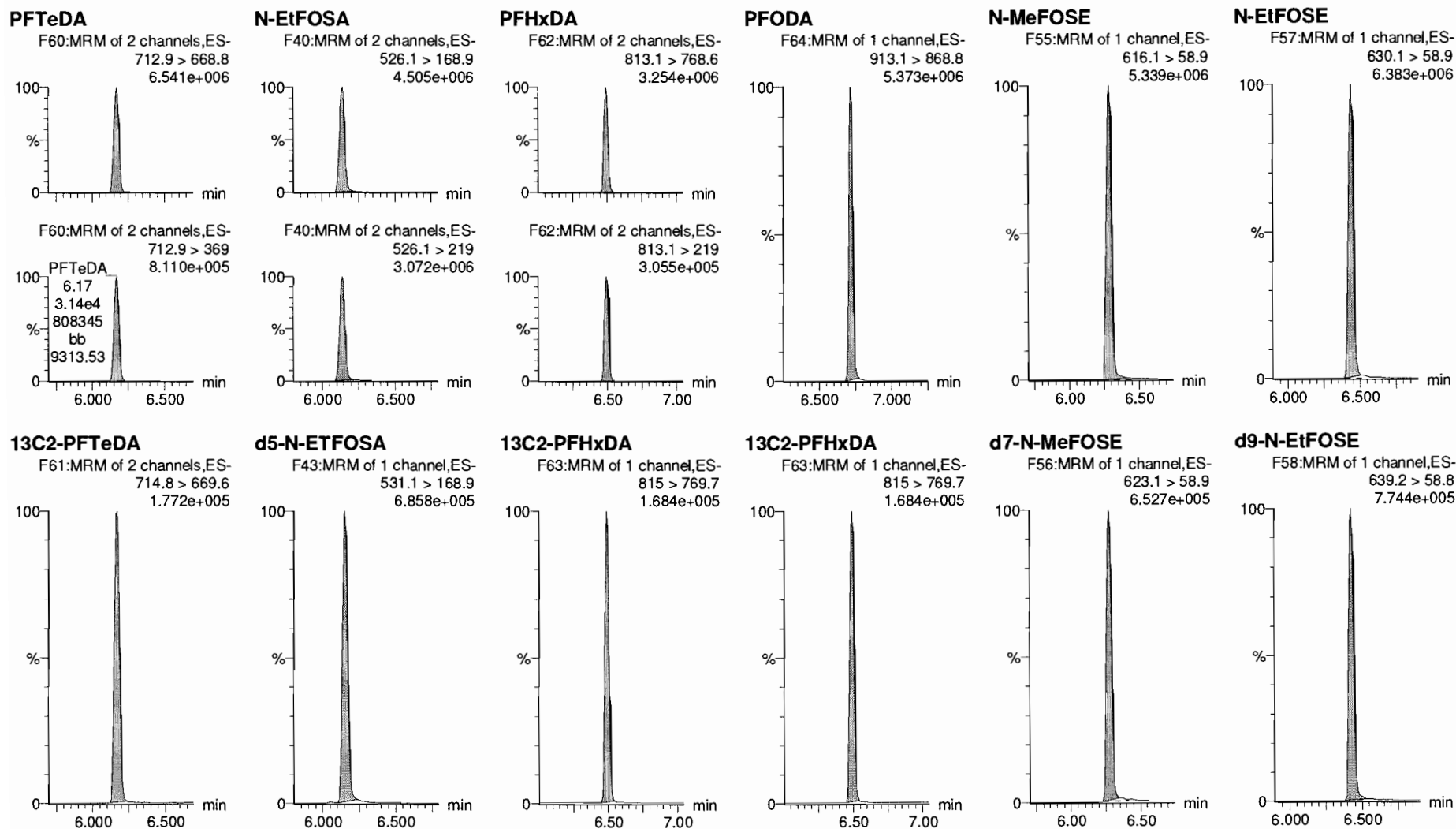


Dataset: F:\Projects\PFAS.PRO\Results\180215M1\180215M1-CRV.qld

Last Altered: Friday, February 16, 2018 09:12:54 Pacific Standard Time

Printed: Friday, February 16, 2018 10:49:08 Pacific Standard Time

Name: 180215M1\_10, Date: 15-Feb-2018, Time: 18:29:24, ID: ST180215M1-9 PFC CS6 18B0818, Description: PFC CS6 18B0818



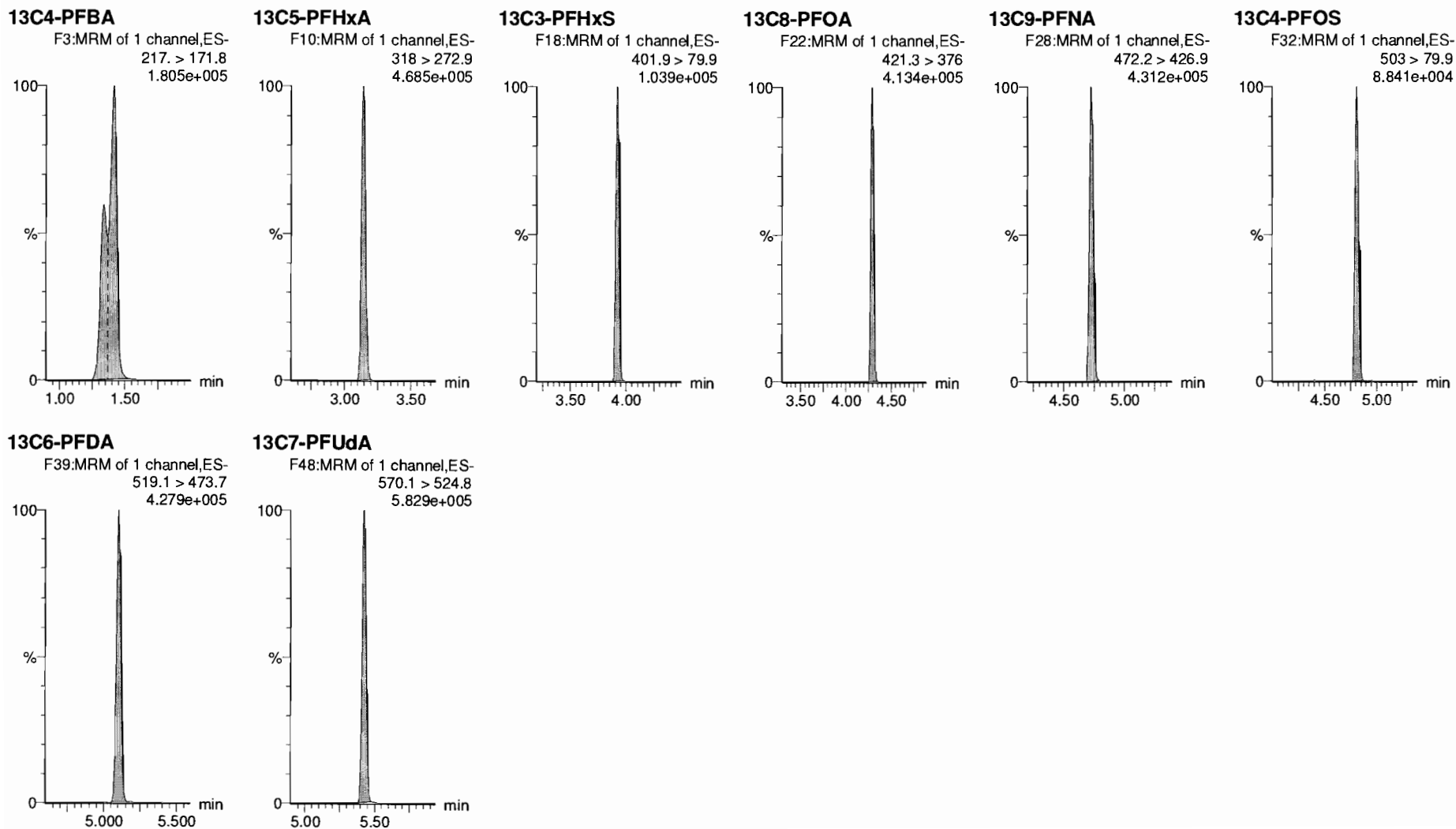


Dataset: F:\Projects\PFAS.PRO\Results\180215M1\180215M1-CRV.qld

Last Altered: Friday, February 16, 2018 09:12:54 Pacific Standard Time

Printed: Friday, February 16, 2018 10:49:08 Pacific Standard Time

Name: 180215M1\_10, Date: 15-Feb-2018, Time: 18:29:24, ID: ST180215M1-9 PFC CS6 18B0818, Description: PFC CS6 18B0818



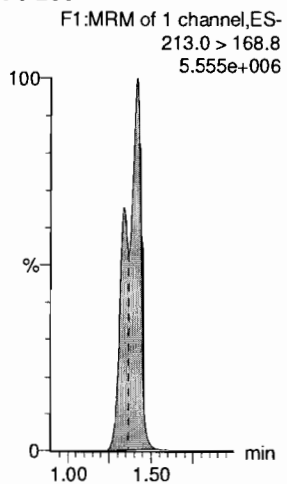
Dataset: F:\Projects\PFAS.PRO\Results\180215M1\180215M1-CRV.qld

Last Altered: Friday, February 16, 2018 09:12:54 Pacific Standard Time

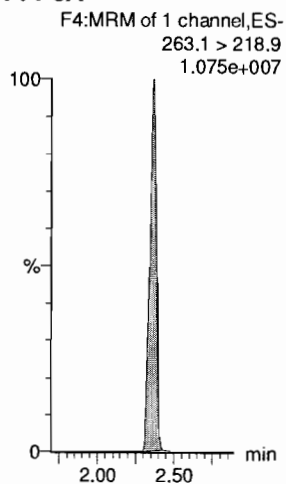
Printed: Friday, February 16, 2018 10:49:08 Pacific Standard Time

Name: 180215M1\_11, Date: 15-Feb-2018, Time: 18:40:54, ID: ST180215M1-10 PFC CS7 18B0819, Description: PFC CS7 18B0819

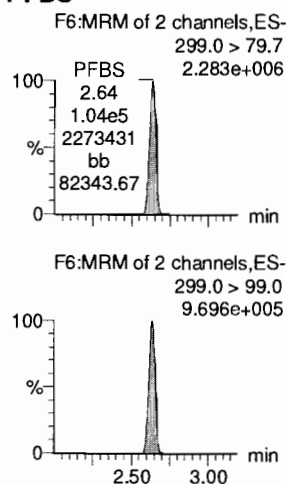
**PFBA**



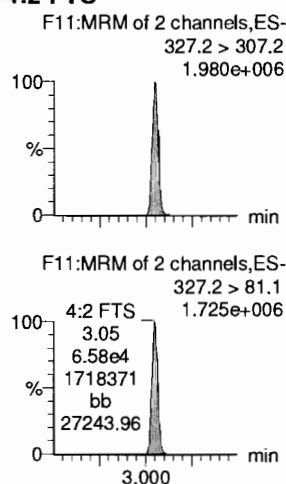
**PFPeA**



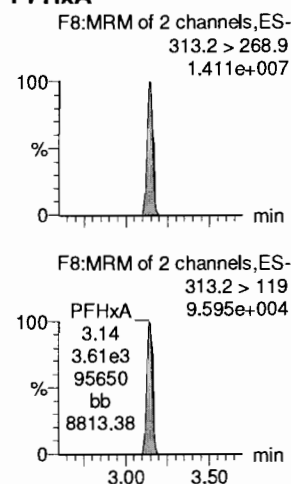
**PFBS**



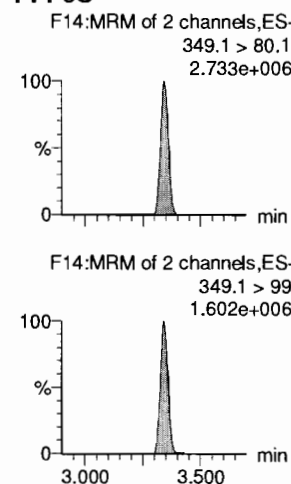
**4:2 FTS**



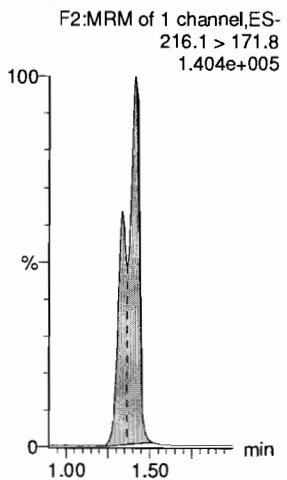
**PFHxA**



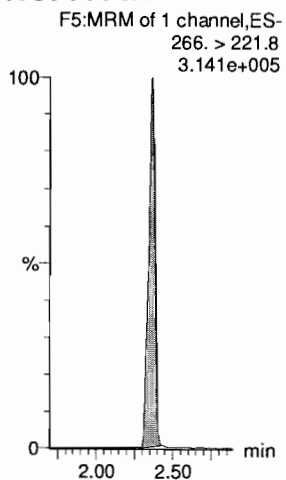
**PFPeS**



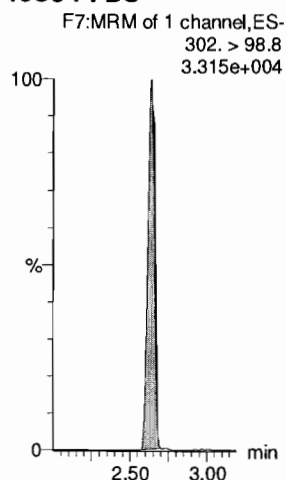
**13C3-PFBA**



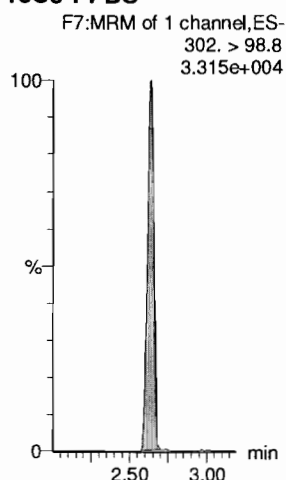
**13C3-PFPeA**




**13C3-PFBS**



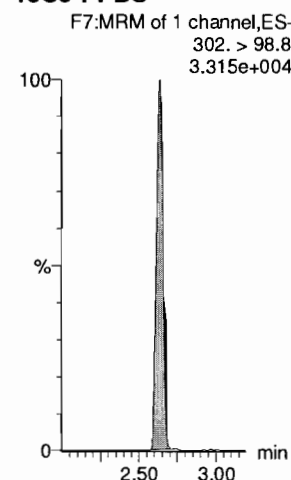
**13C3-PFBS**



**13C2-PFHxA**



**13C3-PFBS**



Dataset: F:\Projects\PFAS.PRO\Results\180215M1\180215M1-CRV.qld

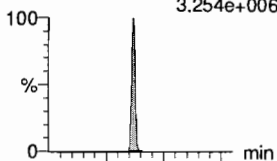
Last Altered: Friday, February 16, 2018 09:12:54 Pacific Standard Time

Printed: Friday, February 16, 2018 10:49:08 Pacific Standard Time

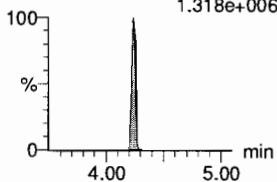
Name: 180215M1\_11, Date: 15-Feb-2018, Time: 18:40:54, ID: ST180215M1-10 PFC CS7 18B0819, Description: PFC CS7 18B0819

**6:2 FTS**

F23:MRM of 2 channels,ES-  
427.1 > 407  
3.254e+006

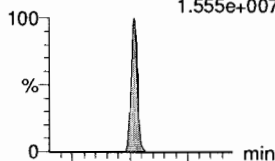


F23:MRM of 2 channels,ES-  
427.1 > 80  
1.318e+006

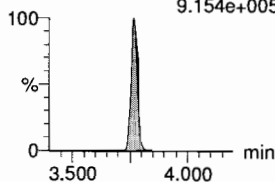


**PFHpA**

F15:MRM of 2 channels,ES-  
363.0 > 318.9  
1.555e+007

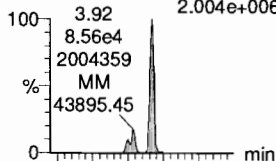


F15:MRM of 2 channels,ES-  
363.0 > 169.0  
9.154e+005

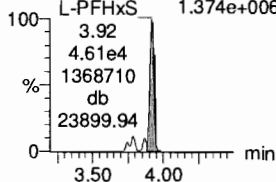


**L-PFHxS**

F17:MRM of 2 channels,ES-  
398.9 > 79.6  
2.004e+006

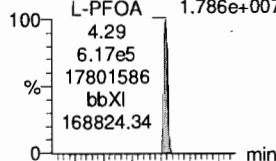


F17:MRM of 2 channels,ES-  
398.9 > 99.0  
1.374e+006

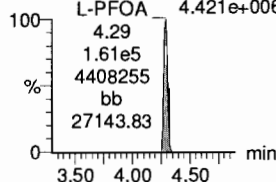


**L-PFOA**

F20:MRM of 2 channels,ES-  
413 > 368.7  
1.786e+007

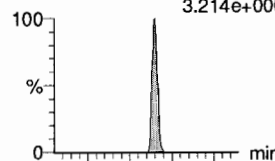


F20:MRM of 2 channels,ES-  
413 > 169  
4.421e+006

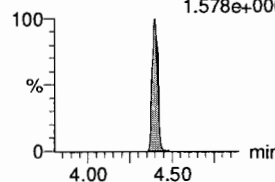


**PFHpS**

F25:MRM of 2 channels,ES-  
449 > 80.0  
3.214e+006

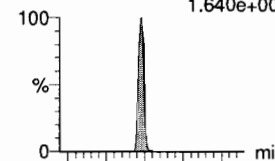


F25:MRM of 2 channels,ES-  
449 > 98.7  
1.578e+006

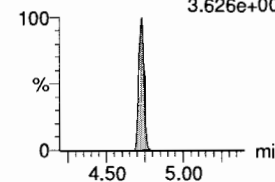


**PFNA**

F26:MRM of 2 channels,ES-  
463.0 > 418.8  
1.640e+007

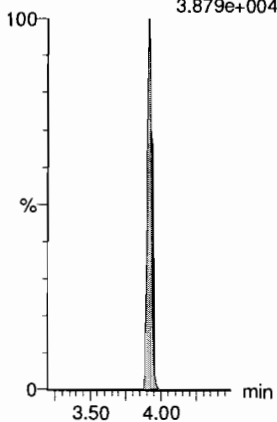


F26:MRM of 2 channels,ES-  
463.0 > 219.0  
3.626e+006



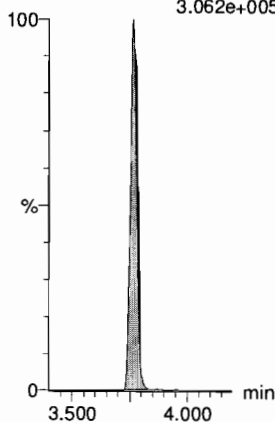
**1802-PFHxS**

F19:MRM of 1 channel,ES-  
403.0 > 102.6  
3.879e+004



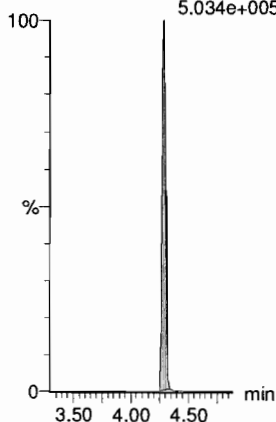
**13C4-PFHpA**

F16:MRM of 1 channel,ES-  
367.2 > 321.8  
3.062e+005



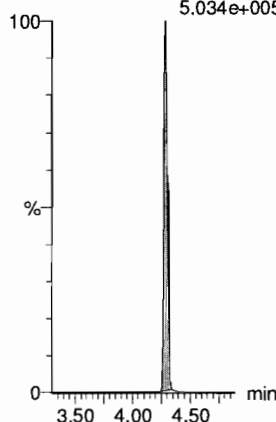
**13C2-PFOA**

F21:MRM of 1 channel,ES-  
414.9 > 369.7  
5.034e+005



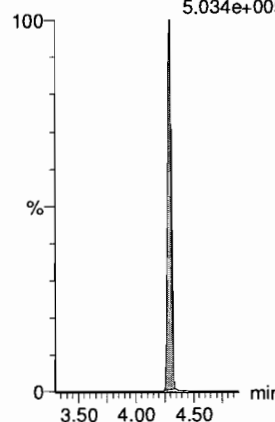
**13C2-PFOA**

F21:MRM of 1 channel,ES-  
414.9 > 369.7  
5.034e+005



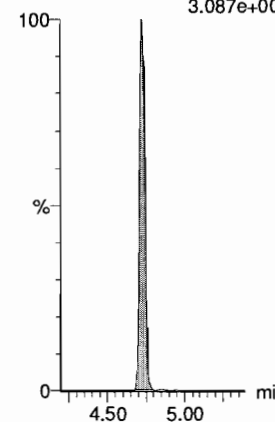
**13C2-PFOA**

F21:MRM of 1 channel,ES-  
414.9 > 369.7  
5.034e+005



**13C5-PFNA**

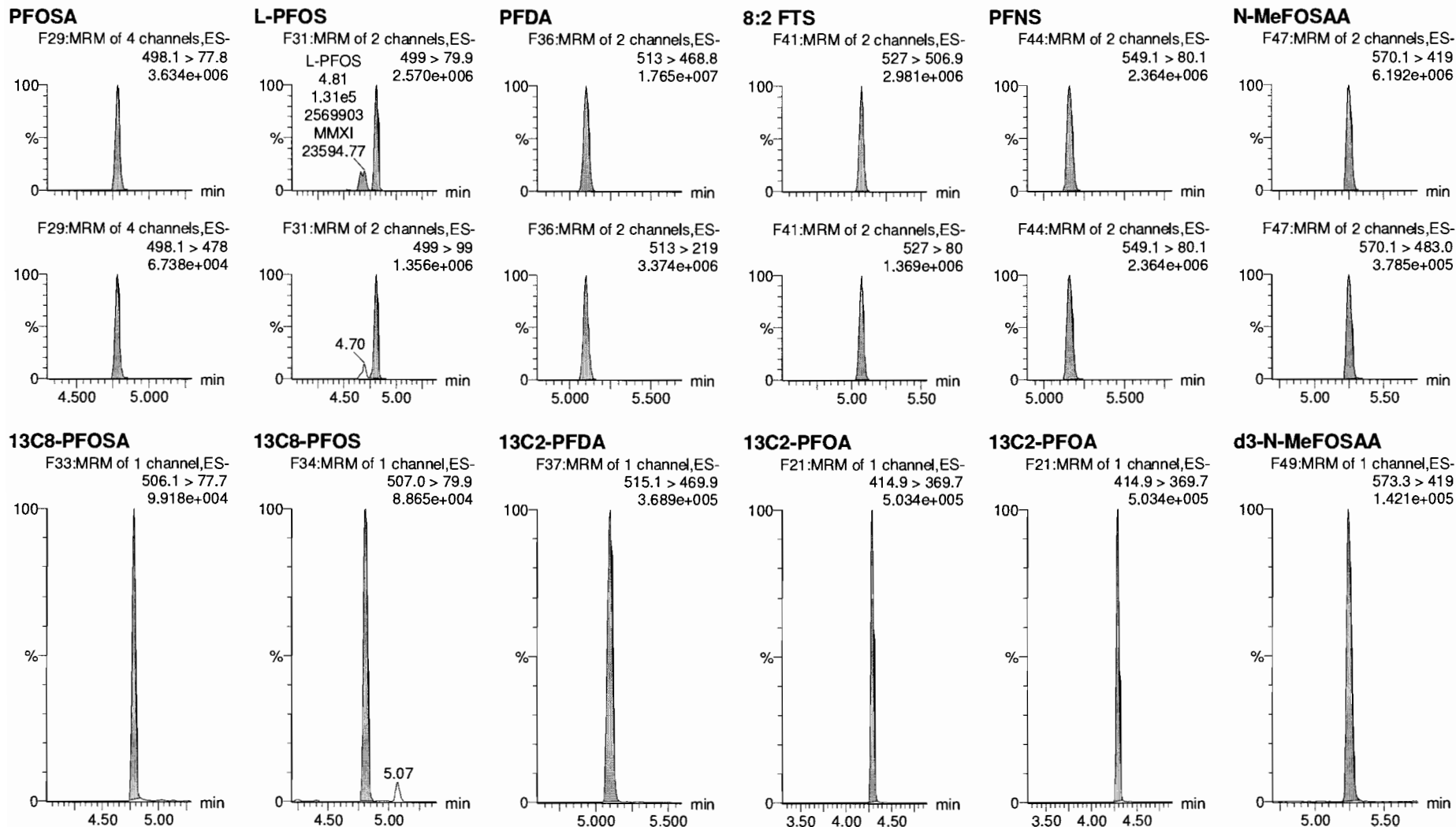
F27:MRM of 1 channel,ES-  
468.2 > 422.9  
3.087e+005



Dataset: F:\Projects\PFAS.PRO\Results\180215M1\180215M1-CRV.qld

Last Altered: Friday, February 16, 2018 09:12:54 Pacific Standard Time  
Printed: Friday, February 16, 2018 10:49:08 Pacific Standard Time

Name: 180215M1\_11, Date: 15-Feb-2018, Time: 18:40:54, ID: ST180215M1-10 PFC CS7 18B0819, Description: PFC CS7 18B0819

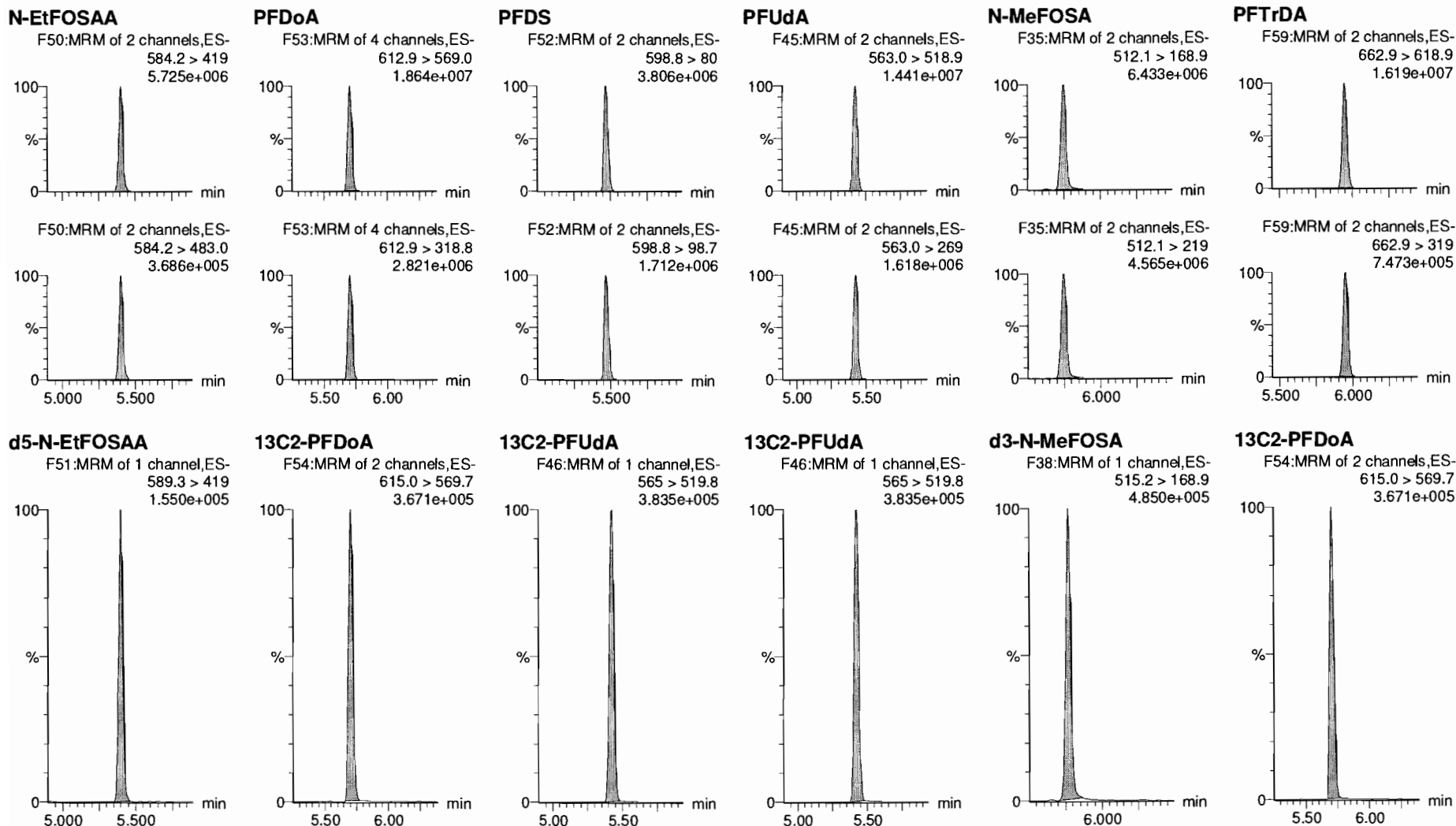


Dataset: F:\Projects\PFAS.PRO\Results\180215M1\180215M1-CRV.qld

Last Altered: Friday, February 16, 2018 09:12:54 Pacific Standard Time

Printed: Friday, February 16, 2018 10:49:08 Pacific Standard Time

Name: 180215M1\_11, Date: 15-Feb-2018, Time: 18:40:54, ID: ST180215M1-10 PFC CS7 18B0819, Description: PFC CS7 18B0819

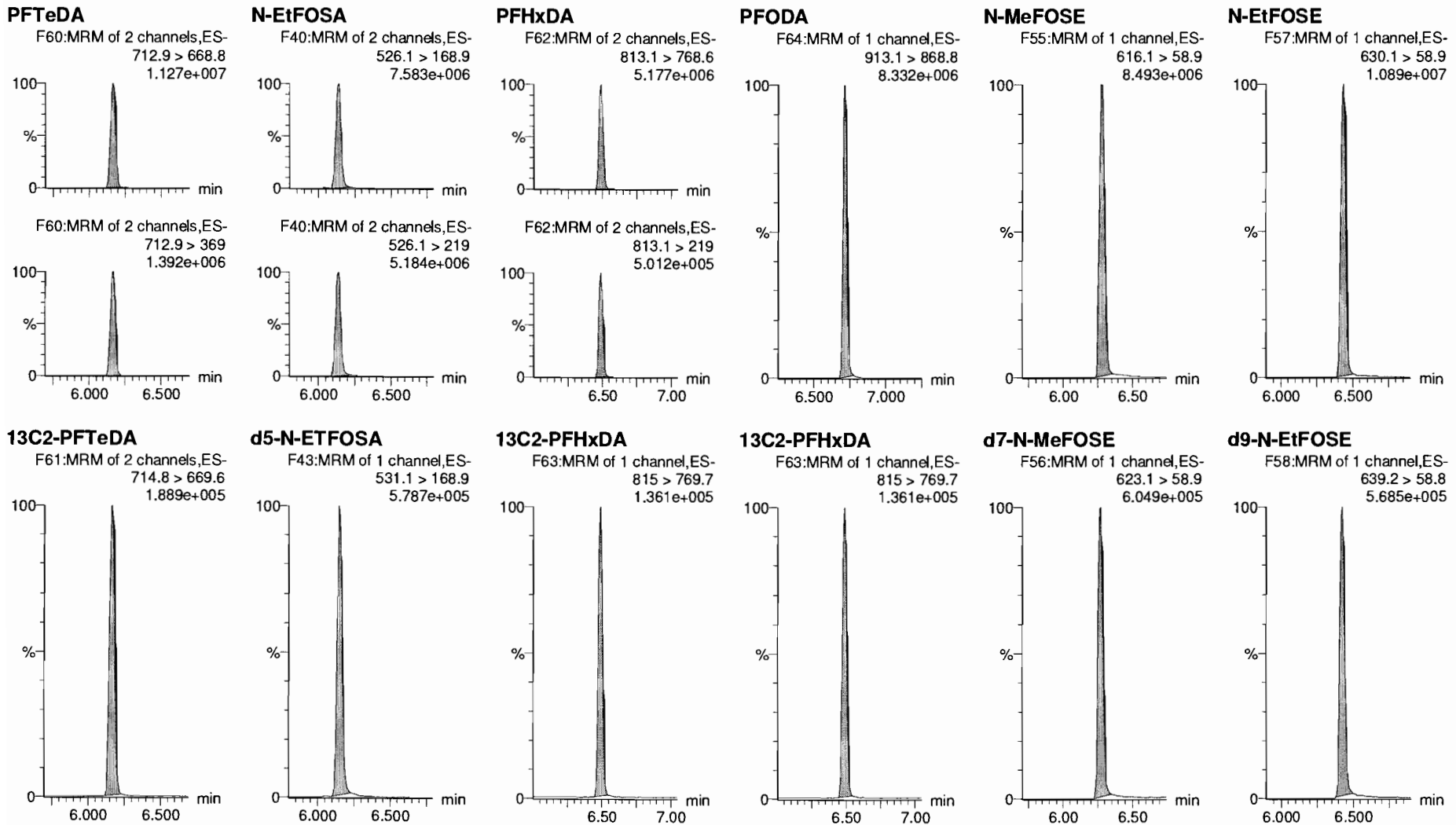


Dataset: F:\Projects\PFAS.PRO\Results\180215M1\180215M1-CRV.qld

Last Altered: Friday, February 16, 2018 09:12:54 Pacific Standard Time

Printed: Friday, February 16, 2018 10:49:08 Pacific Standard Time

Name: 180215M1\_11, Date: 15-Feb-2018, Time: 18:40:54, ID: ST180215M1-10 PFC CS7 18B0819, Description: PFC CS7 18B0819

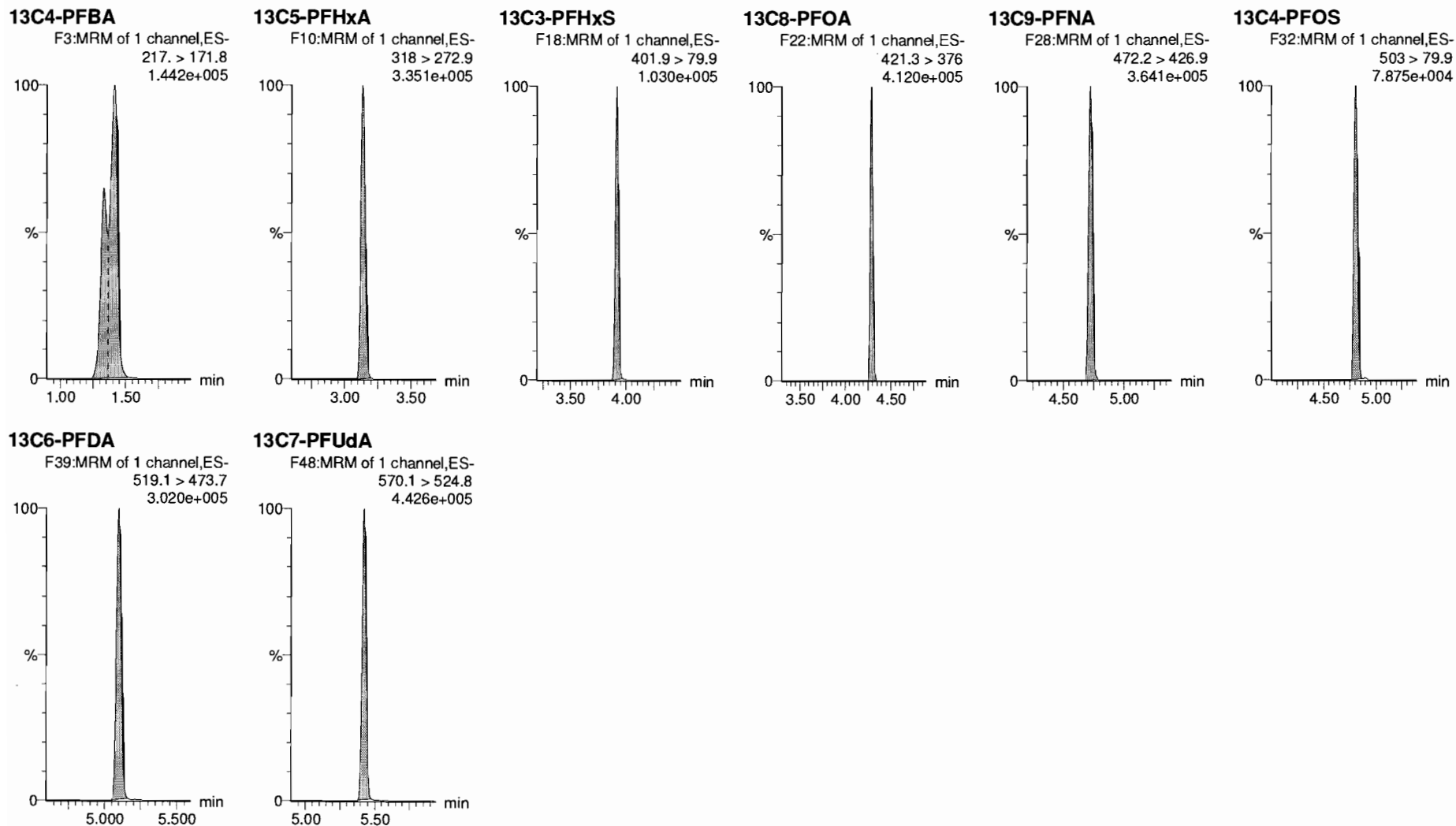


Dataset: F:\Projects\PFAS.PRO\Results\180215M1\180215M1-CRV.qld

Last Altered: Friday, February 16, 2018 09:12:54 Pacific Standard Time

Printed: Friday, February 16, 2018 10:49:08 Pacific Standard Time

Name: 180215M1\_11, Date: 15-Feb-2018, Time: 18:40:54, ID: ST180215M1-10 PFC CS7 18B0819, Description: PFC CS7 18B0819



Dataset: F:\Projects\PFAS.PRO\Results\180215M1\180215M1-13.qld

Last Altered: Friday, February 16, 2018 11:16:56 Pacific Standard Time

Printed: Friday, February 16, 2018 11:17:02 Pacific Standard Time

*JA.*  
~~02/15/2018~~ 02/16/2018

*(A) Not in ICV.*

Method: F:\Projects\PFAS.PRO\MethDB\PFAS\_FULL\_80C\_021318.mdb 15 Feb 2018 10:31:04

Calibration: F:\Projects\PFAS.PRO\CurveDB\C18\_VAL-PFAS\_Q4\_02-15-18-FULL.cdb 16 Feb 2018 11:08:51

Name: 180215M1\_13, Date: 15-Feb-2018, Time: 19:03:49, ID: ICV180215M1-1 PFC ICV 18B0809, Description: PFC ICV 18B0809

#	Name	Trace	Area	IS Area	RRF	Pred RT	RT	y Axis Resp.	Conc.	%Rec	Recovery Out
1	1 PFBA	213.0 > 168.8	1.17e4	1.34e4		1.46	1.41	10.9	10.3	103.1	NO
2	2 PFPeA	263.1 > 218.9	1.13e4	1.63e4		2.42	2.37	8.68	9.83	98.3	NO
3	3 PFBS	299.0 > 79.7	2.13e3	1.93e3		2.60	2.64	13.8	7.73	77.3	NO
4	4 4:2 FTS	327.2>307.2	2.10e3	1.93e3		3.00	3.05	13.6	9.81	98.1	NO
5	5 PFHxA	313.2 > 268.9	1.27e4	4.99e3		3.19	3.14	12.7	8.79	87.9	NO
6	6 PFPeS	349.1>80.1	2.43e3	1.93e3		3.39	3.35	15.7	8.96	89.6	NO
7	7 PFHpA	363.0 > 318.9	1.19e4	1.18e4		3.81	3.77	12.6	10.4	103.6	NO
8	8 L-PFHxS	398.9 > 79.6	1.72e3	1.61e3		3.85	3.92	13.3	7.95	79.5	NO
9	10 6:2 FTS	427.1 > 407	2.73e3	2.17e4		4.28	4.24	1.57	8.39	83.9	NO
10	11 L-PFOA	413 > 368.7	1.39e4	2.17e4		4.30	4.29	8.02	8.09	80.9	NO
11	13 PFHpS	449 > 80.0	2.82e3	4.37e3		4.44	4.40	8.07	8.94	89.4	NO
12	14 PFNA	463.0 > 418.8	1.33e4	1.48e4		4.76	4.72	11.2	9.02	90.2	NO
13	15 PFOSA	498.1 > 77.8	3.06e3	4.13e3		4.83	4.79	9.25	8.69	86.9	NO
14	16 L-PFOS	499 > 79.9	2.93e3	4.37e3		4.88	4.81	8.40	8.52	85.2	NO
15	18 PFDA	513 > 468.8	1.36e4	1.46e4		5.14	5.10	11.7	9.40	94.0	NO
16	19 8:2 FTS	527 > 506.9	2.41e3	2.17e4		5.12	5.07	1.39	7.08	70.8	NO
17	20 PFNS	549.1>80.1	2.48e3	4.37e3		5.08	5.16	7.10	8.68	86.8	NO
18	21 N-MeFOSAA	570.1 > 419	7.14e3	6.32e3		5.29	5.25	14.1	11.0	110.2	NO
19	22 N-EtFOSAA	584.2 > 419	5.32e3	6.86e3		5.45	5.41	9.70	9.84	98.4	NO
20	23 PFUdA	563.0 > 518.9	1.15e4	1.93e4		5.46	5.42	7.44	7.74	77.4	NO
21	24 PFDS	598.8 > 80	3.17e3	1.48e4		5.51	5.47	2.68	9.08	90.8	NO
22	25 PFDaA	612.9 > 569.0	1.45e4	1.48e4		5.74	5.70	12.3	10.5	104.9	NO
23	26 N-MeFOSA	512.1 > 168.9		1.99e4		5.84					NO
24	27 PFTTrDA	662.9 > 618.9	1.77e4	1.48e4		5.98	5.95	15.0	11.1	110.6	NO
25	28 PFTeDA	712.9 > 668.8	1.06e4	5.87e3		6.20	6.17	22.6	10.6	106.2	NO
26	29 N-EtFOSA	526.1 > 168.9		3.05e4		6.22					NO
27	30 PFHxDA	813.1 > 768.6		4.52e3		6.51					NO
28	31 PFODA	913.1 > 868.8		4.52e3		6.74					NO
29	32 N-MeFOSE	616.1 > 58.9		2.13e4		6.31					NO
30	33 N-EtFOSE	630.1 > 58.9		2.25e4		6.45					NO
31	34 13C3-PFBA	216.1 > 171.8	1.34e4	1.50e4	0.901	1.46	1.41	11.2	12.4	99.6	NO

*(A)*  
*(A)*  
↓

*DM*  
*2/16/18*



Dataset: F:\Projects\PFAS.PRO\Results\180215M1\180215M1-13.qld

Last Altered: Friday, February 16, 2018 11:16:56 Pacific Standard Time

Printed: Friday, February 16, 2018 11:17:02 Pacific Standard Time

Name: 180215M1\_13, Date: 15-Feb-2018, Time: 19:03:49, ID: ICV180215M1-1 PFC ICV 18B0809, Description: PFC ICV 18B0809

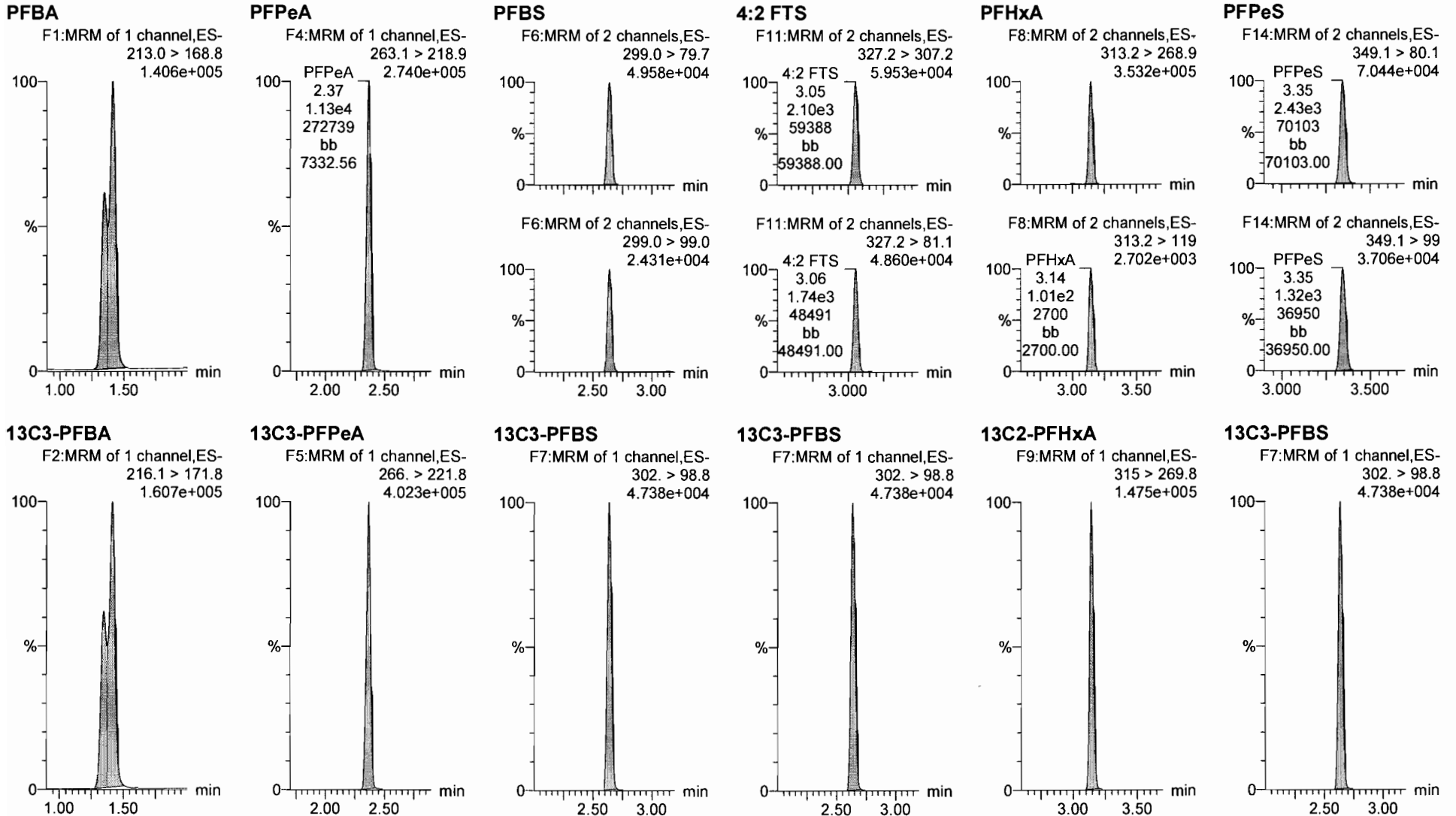
	# Name	Trace	Area	IS Area	RRF	Pred.RT	RT	y Axis Resp.	Conc.	%Rec	Recovery	Out
32	35 13C3-PFPeA	266. > 221.8	1.63e4	1.58e4	0.976	2.42	2.37	12.9	13.2	105.4	NO	
33	36 13C3-PFBS	302. > 98.8	1.93e3	1.58e4	0.116	2.69	2.64	1.52	13.2	105.5	NO	
34	37 13C2-PFHxA	315 > 269.8	4.99e3	1.58e4	0.711	3.19	3.14	3.95	5.55	110.9	NO	
35	38 13C4-PFHpA	367.2 > 321.8	1.18e4	1.58e4	0.733	3.81	3.77	9.37	12.8	102.2	NO	
36	39 18O2-PFHxS	403.0 > 102.6	1.61e3	3.98e3	0.386	3.96	3.92	5.07	13.1	105.0	NO	
37	40 13C2-PFOA	414.9 > 369.7	2.17e4	1.52e4	1.282	4.33	4.29	17.9	13.9	111.4	NO	
38	41 13C5-PFNA	468.2 > 422.9	1.48e4	1.66e4	0.935	4.76	4.73	11.2	11.9	95.5	NO	
39	42 13C8-PFOSA	506.1 > 77.7	4.13e3	1.66e4	0.232	4.83	4.78	3.10	13.4	106.8	NO	
40	43 13C8-PFOS	507.0 > 79.9	4.37e3	3.66e3	1.058	4.84	4.81	14.9	14.1	112.7	NO	
41	44 13C2-PFDA	515.1 > 469.9	1.46e4	1.70e4	0.943	5.14	5.10	10.7	11.3	90.7	NO	
42	45 d3-N-MeFOSAA	573.3 > 419	6.32e3	1.66e4	0.350	5.29	5.24	4.75	13.5	108.3	NO	
43	46 d5-N-EiFOSAA	589.3 > 419	6.86e3	1.66e4	0.376	5.45	5.40	5.16	13.7	109.8	NO	
44	47 13C2-PFUdA	565 > 519.8	1.93e4	1.66e4	1.020	5.46	5.42	14.5	14.2	113.8	NO	
45	48 13C2-PFDoA	615.0 > 569.7	1.48e4	1.66e4	0.902	5.74	5.70	11.1	12.3	98.5	NO	
46	49 d3-N-MeFOSA	515.2 > 168.9	1.99e4	1.66e4	0.099	5.84	5.77	15.0	152	101.1	NO	
47	50 13C2-PFTeDA	714.8 > 669.6	5.87e3	1.66e4	0.420	6.20	6.16	4.41	10.5	84.0	NO	
48	51 d5-N-ETFOSA	531.1 > 168.9	3.05e4	1.66e4	0.142	6.22	6.15	23.0	162	107.9	NO	
49	52 13C2-PFHxDA	815 > 769.7	4.52e3	1.66e4	0.697	6.51	6.49	3.40	4.87	97.4	NO	
50	53 d7-N-MeFOSE	623.1 > 58.9	2.13e4	1.66e4	0.119	6.31	6.27	16.0	134	89.5	NO	
51	54 d9-N-EtFOSE	639.2 > 58.8	2.25e4	1.66e4	0.121	6.45	6.43	16.9	140	93.3	NO	
52	55 13C4-PFBA	217. > 171.8	1.50e4	1.50e4	1.000	1.46	1.42	12.5	12.5	100.0	NO	
53	56 13C5-PFHxA	318 > 272.9	1.58e4	1.58e4	1.000	3.19	3.14	12.5	12.5	100.0	NO	
54	57 13C3-PFHxS	401.9 > 79.9	3.98e3	3.98e3	1.000	3.96	3.92	12.5	12.5	100.0	NO	
55	58 13C8-PFOA	421.3 > 376	1.52e4	1.52e4	1.000	4.33	4.29	12.5	12.5	100.0	NO	
56	59 13C9-PFNA	472.2 > 426.9	1.66e4	1.66e4	1.000	4.70	4.73	12.5	12.5	100.0	NO	
57	60 13C4-PFOS	503 > 79.9	3.66e3	3.66e3	1.000	4.84	4.81	12.5	12.5	100.0	NO	
58	61 13C6-PFDA	519.1 > 473.7	1.70e4	1.70e4	1.000	5.14	5.10	12.5	12.5	100.0	NO	
59	62 13C7-PFUdA	570.1 > 524.8	1.66e4	1.66e4	1.000	5.46	5.42	12.5	12.5	100.0	NO	

Dataset: F:\Projects\PFAS.PRO\Results\180215M1\180215M1-13.qld

Last Altered: Friday, February 16, 2018 11:16:56 Pacific Standard Time  
Printed: Friday, February 16, 2018 11:17:02 Pacific Standard Time

Method: F:\Projects\PFAS.PRO\MethDB\PFAS\_FULL\_80C\_021318.mdb 15 Feb 2018 10:31:04  
Calibration: F:\Projects\PFAS.PRO\CurveDB\C18\_VAL-PFAS\_Q4\_02-15-18-FULL.cdb 16 Feb 2018 11:08:51

Name: 180215M1\_13, Date: 15-Feb-2018, Time: 19:03:49, ID: ICV180215M1-1 PFC ICV 18B0809, Description: PFC ICV 18B0809

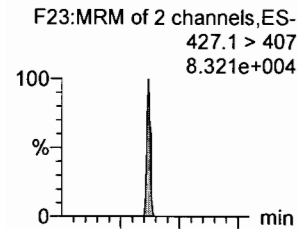


Dataset: F:\Projects\PFAS.PRO\Results\180215M1\180215M1-13.qld

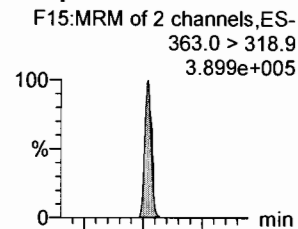
Last Altered: Friday, February 16, 2018 11:16:56 Pacific Standard Time  
Printed: Friday, February 16, 2018 11:17:02 Pacific Standard Time

Name: 180215M1\_13, Date: 15-Feb-2018, Time: 19:03:49, ID: ICV180215M1-1 PFC ICV 18B0809, Description: PFC ICV 18B0809

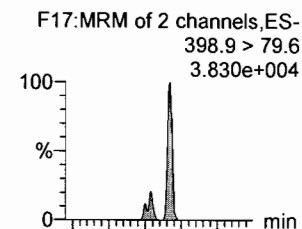
**6:2 FTS**



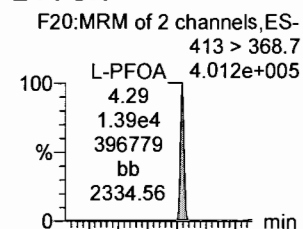
**PFHpA**



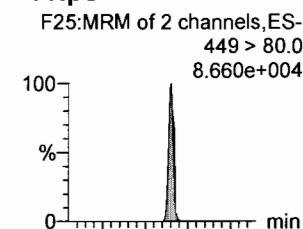
**L-PFHxS**



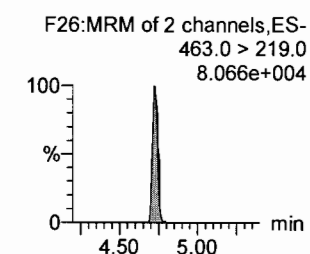
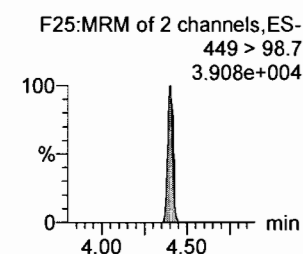
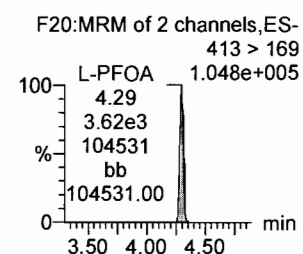
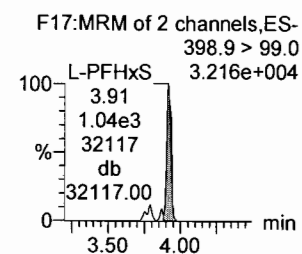
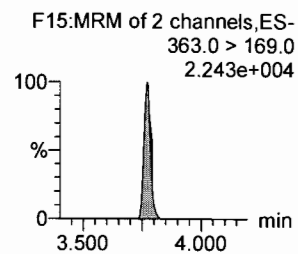
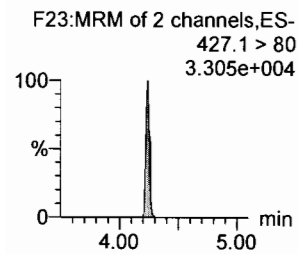
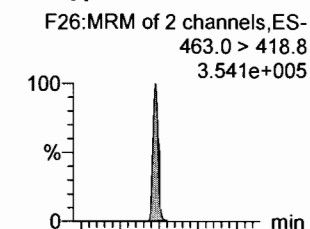
**L-PFOA**




**PFHpS**



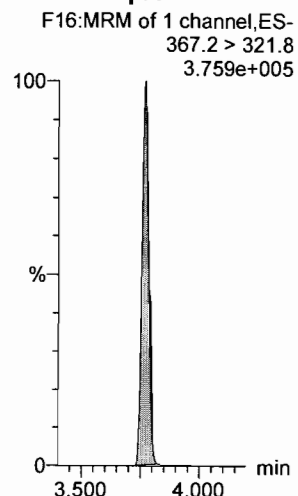
**PFNA**



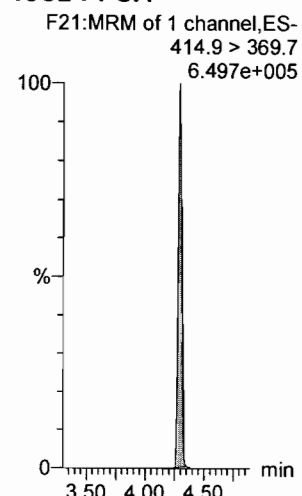
**1802-PFHxS**



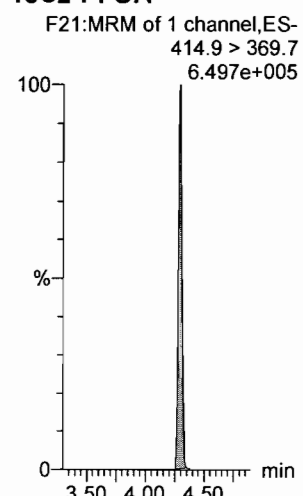
**13C4-PFHpA**



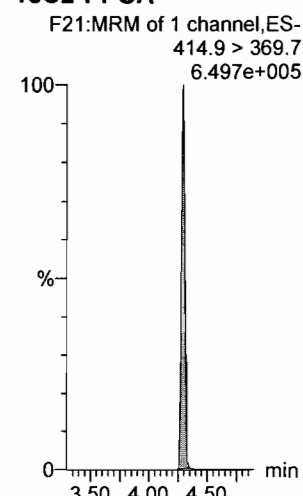
**13C2-PFOA**



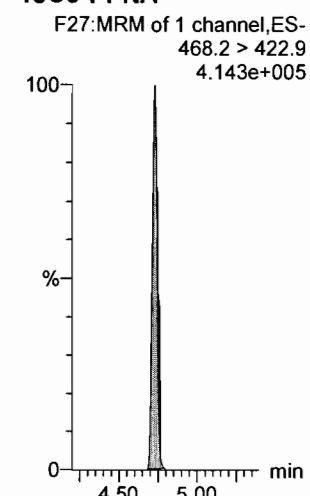
**13C2-PFOA**



**13C2-PFOA**



**13C5-PFNA**



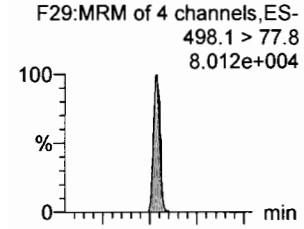
Dataset: F:\Projects\PFAS.PRO\Results\180215M1\180215M1-13.qld

Last Altered: Friday, February 16, 2018 11:16:56 Pacific Standard Time

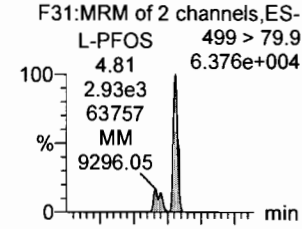
Printed: Friday, February 16, 2018 11:17:02 Pacific Standard Time

Name: 180215M1\_13, Date: 15-Feb-2018, Time: 19:03:49, ID: ICV180215M1-1 PFC ICV 18B0809, Description: PFC ICV 18B0809

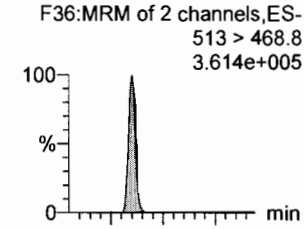
**PFOSA**



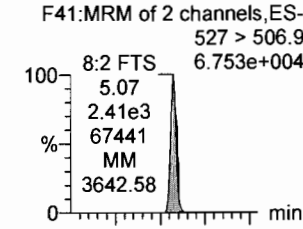
**L-PFOS**



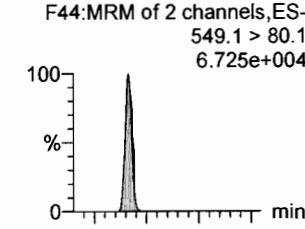
**PFDA**



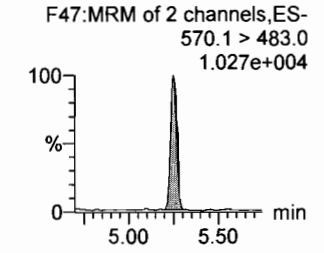
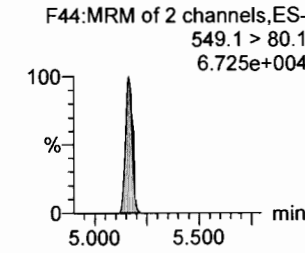
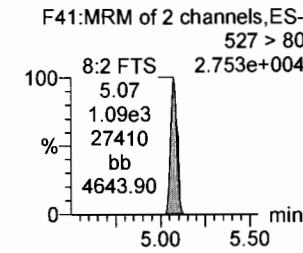
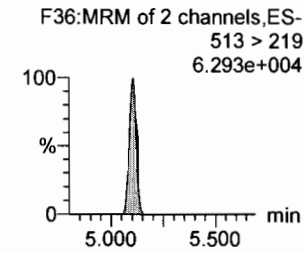
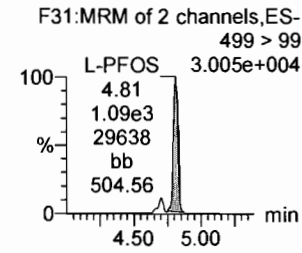
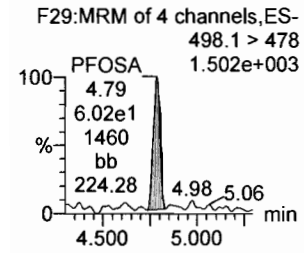
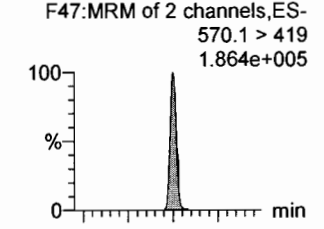
**8:2 FTS**



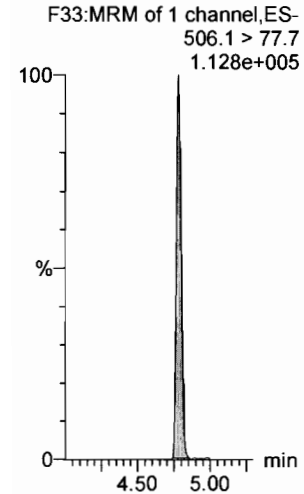
**PFNS**



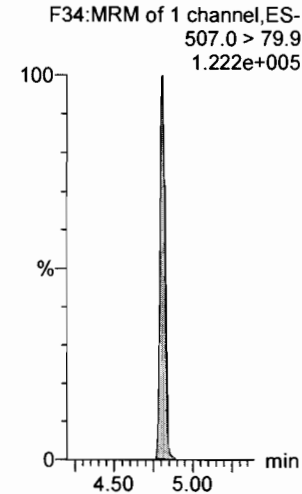
**N-MeFOSAA**



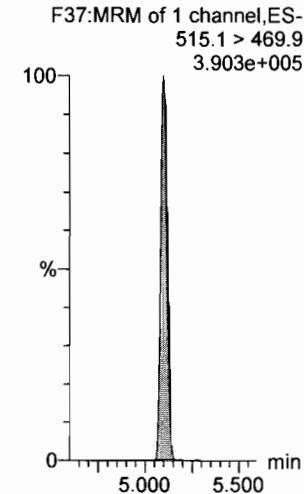
**13C8-PFOSA**



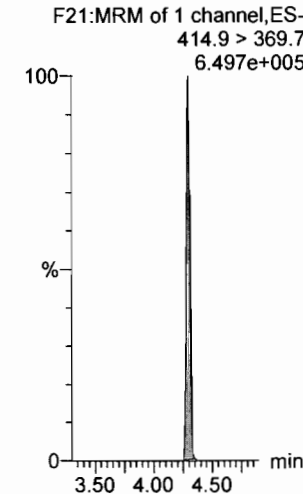
**13C8-PFOS**



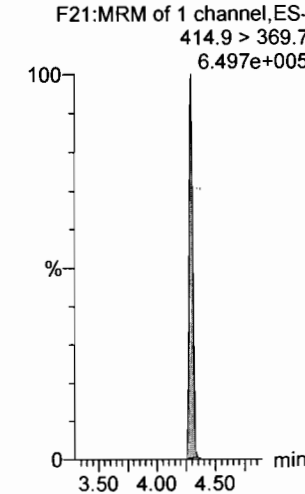
**13C2-PFDA**



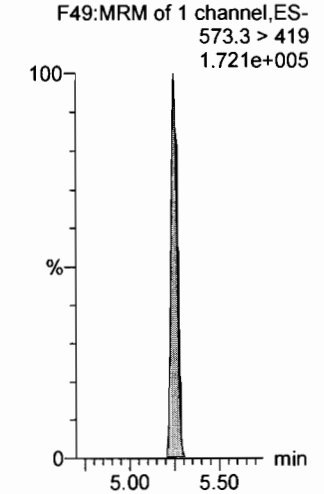
**13C2-PFOA**



**13C2-PFOA**



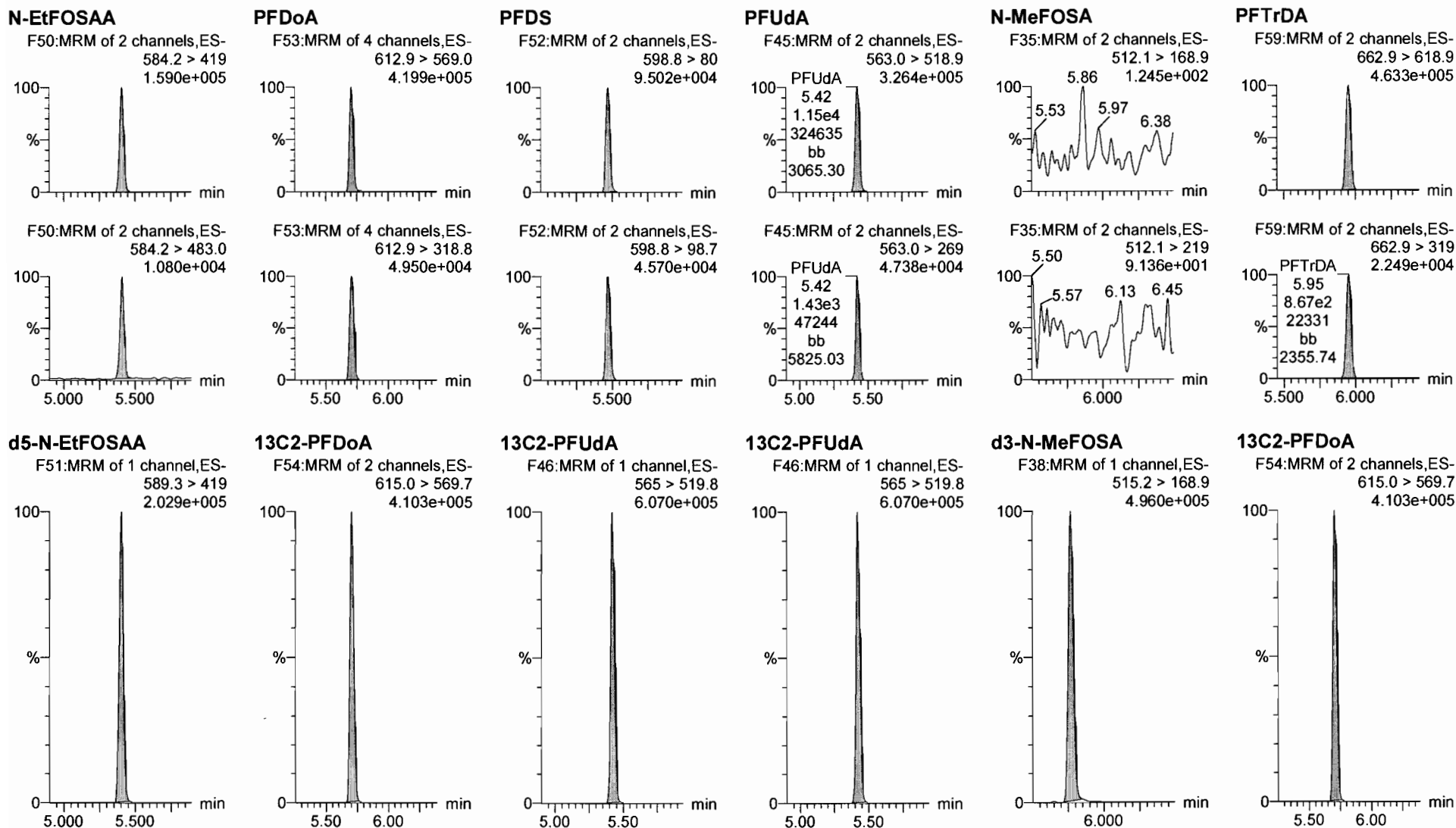
**d3-N-MeFOSAA**



Dataset: F:\Projects\PFAS.PRO\Results\180215M1\180215M1-13.qld

Last Altered: Friday, February 16, 2018 11:16:56 Pacific Standard Time  
Printed: Friday, February 16, 2018 11:17:02 Pacific Standard Time

Name: 180215M1\_13, Date: 15-Feb-2018, Time: 19:03:49, ID: ICV180215M1-1 PFC ICV 18B0809, Description: PFC ICV 18B0809

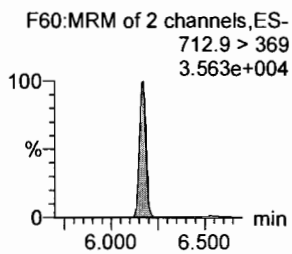
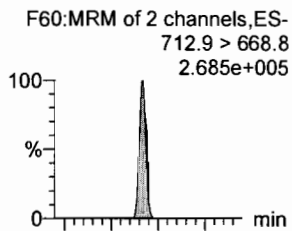


Dataset: F:\Projects\PFAS.PRO\Results\180215M1\180215M1-13.qld

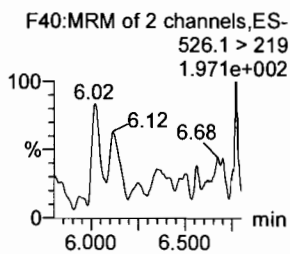
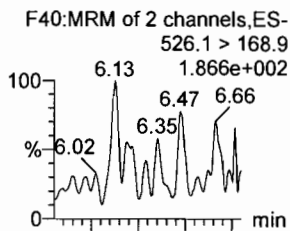
Last Altered: Friday, February 16, 2018 11:16:56 Pacific Standard Time  
Printed: Friday, February 16, 2018 11:17:02 Pacific Standard Time

Name: 180215M1\_13, Date: 15-Feb-2018, Time: 19:03:49, ID: ICV180215M1-1 PFC ICV 18B0809, Description: PFC ICV 18B0809

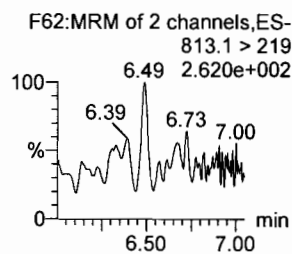
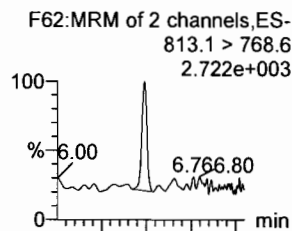
**PFTeDA**



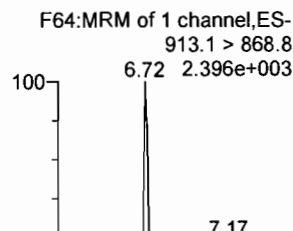
**N-EtFOSEA**



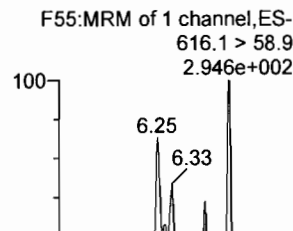
**PFHxDA**



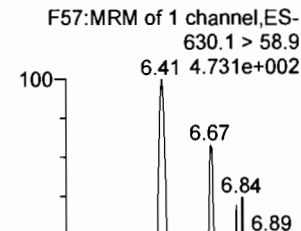
**PFODA**



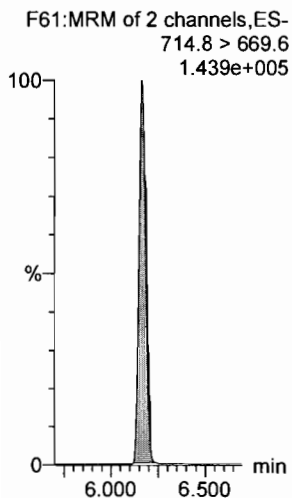
**N-MeFOSE**



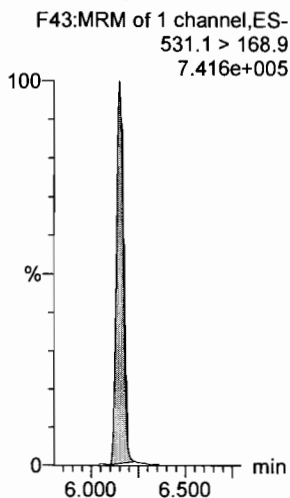
**N-EtFOSE**



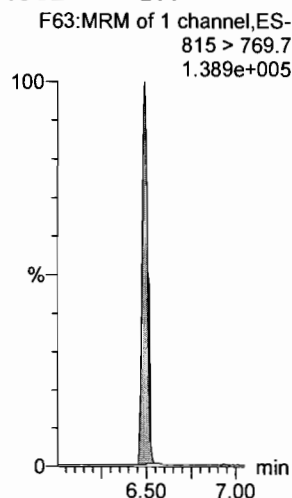
**13C2-PFTeDA**



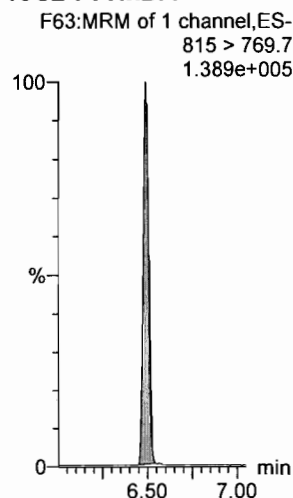
**d5-N-ETFOSEA**



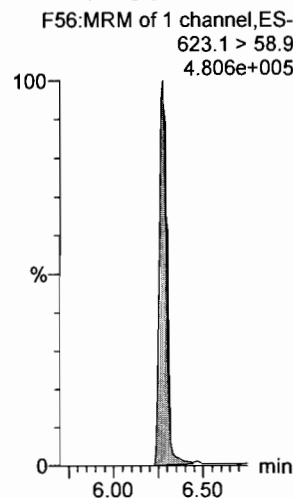
**13C2-PFHxDA**



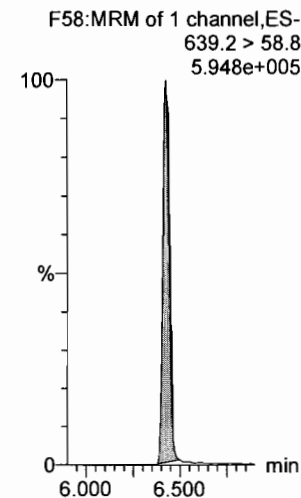
**13C2-PFHxDA**



**d7-N-MeFOSE**



**d9-N-EtFOSE**



Dataset: F:\Projects\PFAS.PRO\Results\180215M1\180215M1-13.qld

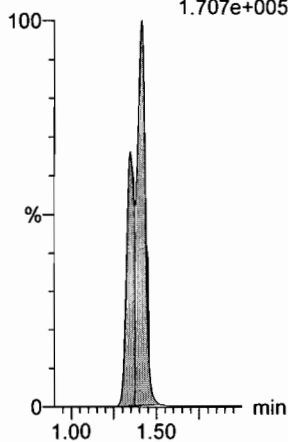
Last Altered: Friday, February 16, 2018 11:16:56 Pacific Standard Time

Printed: Friday, February 16, 2018 11:17:02 Pacific Standard Time

Name: 180215M1\_13, Date: 15-Feb-2018, Time: 19:03:49, ID: ICV180215M1-1 PFC ICV 18B0809, Description: PFC ICV 18B0809

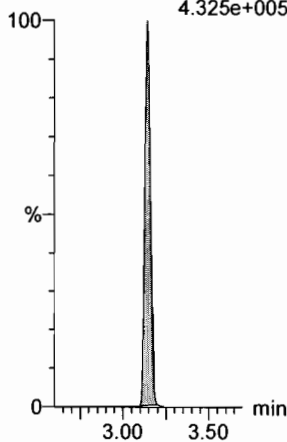
**13C4-PFBA**

F3:MRM of 1 channel,ES-  
217. > 171.8  
1.707e+005



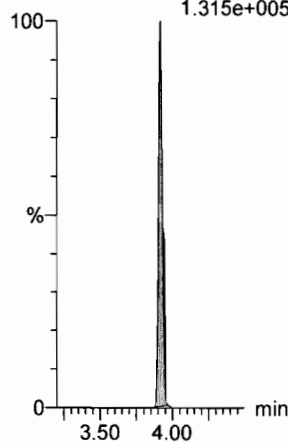
**13C5-PFHxA**

F10:MRM of 1 channel,ES-  
318 > 272.9  
4.325e+005



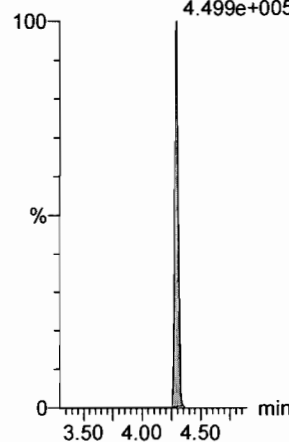
**13C3-PFHxS**

F18:MRM of 1 channel,ES-  
401.9 > 79.9  
1.315e+005



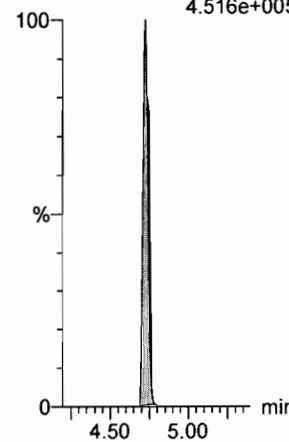
**13C8-PFOA**

F22:MRM of 1 channel,ES-  
421.3 > 376  
4.499e+005



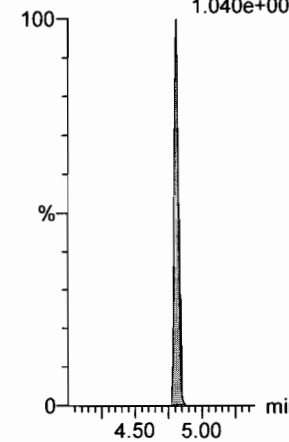
**13C9-PFNA**

F28:MRM of 1 channel,ES-  
472.2 > 426.9  
4.516e+005



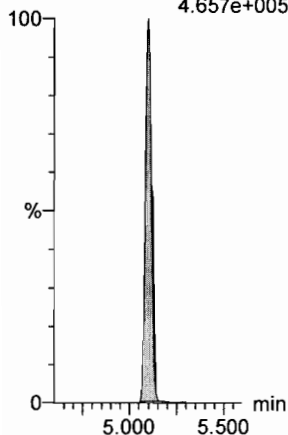
**13C4-PFOS**

F32:MRM of 1 channel,ES-  
503 > 79.9  
1.040e+005



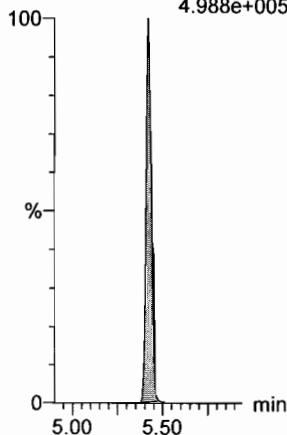
**13C6-PFDA**

F39:MRM of 1 channel,ES-  
519.1 > 473.7  
4.657e+005



**13C7-PFUdA**

F48:MRM of 1 channel,ES-  
570.1 > 524.8  
4.988e+005



Dataset: Untitled

Last Altered: Friday, February 16, 2018 12:36:13 Pacific Standard Time

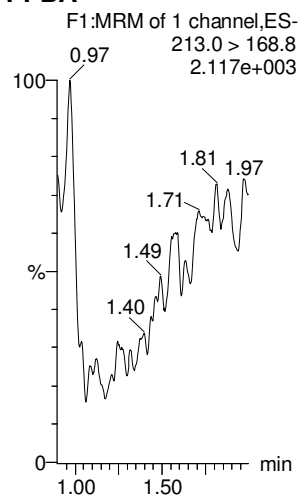
Printed: Friday, February 16, 2018 12:36:16 Pacific Standard Time

Method: F:\Projects\PFAS.PRO\MethDB\PFAS\_FULL\_80C\_021318.mdb 15 Feb 2018 10:31:04

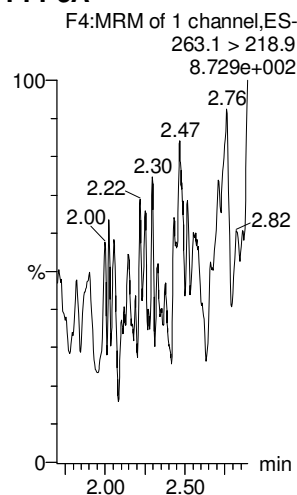
Calibration: F:\Projects\PFAS.PRO\CurveDB\C18\_VAL-PFAS\_Q4\_02-15-18-FULL.cdb 16 Feb 2018 11:08:51

Name: 180215M1\_12, Date: 15-Feb-2018, Time: 18:52:21, ID: IPA, Description: IPA

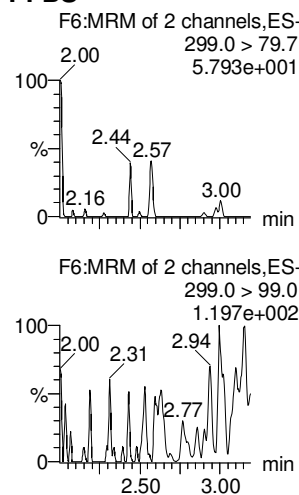
**PFBA**



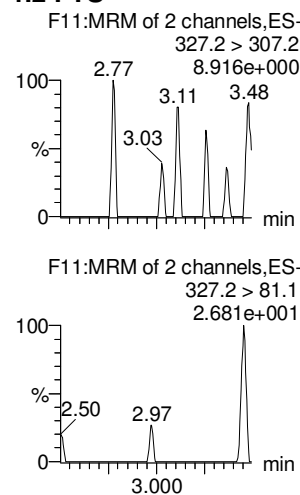
**PFPeA**



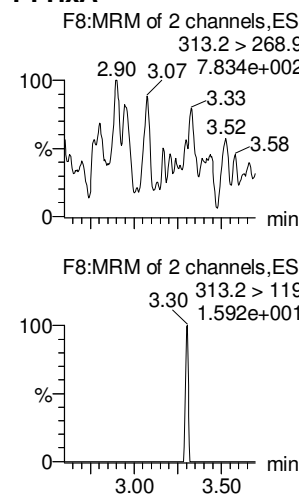
**PFBS**



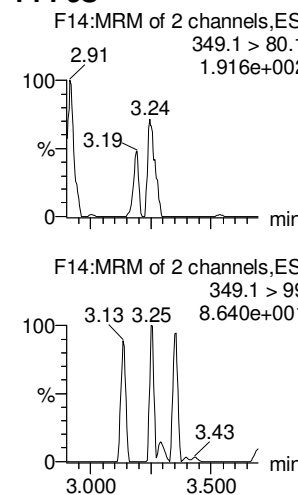
**4:2 FTS**



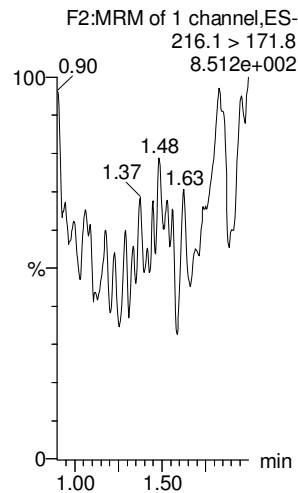
**PFHxA**



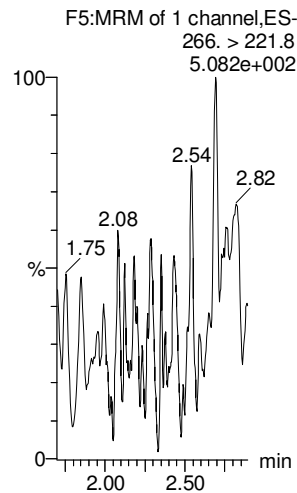
**PFPeS**



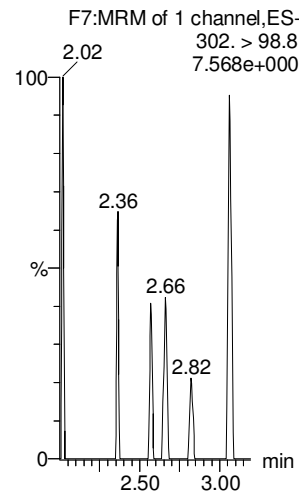
**13C3-PFBA**



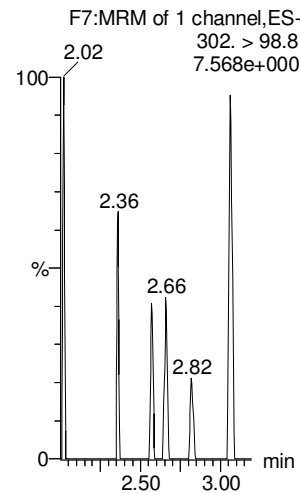
**13C3-PFPeA**



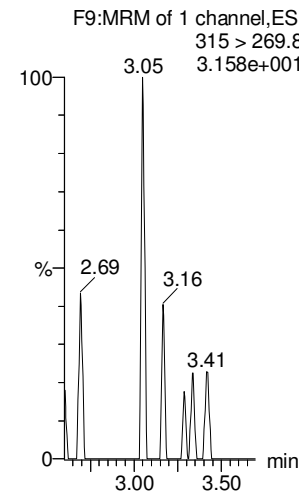
**13C3-PFBS**



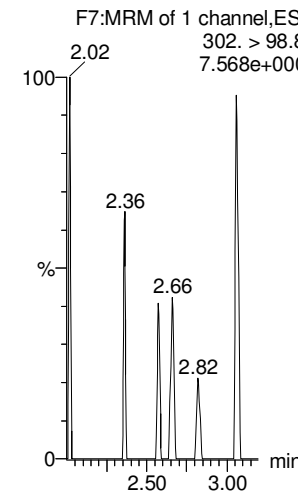
**13C3-PFBS**



**13C2-PFHxA**



**13C3-PFBS**





Dataset: Untitled

Last Altered: Friday, February 16, 2018 12:36:13 Pacific Standard Time

Printed: Friday, February 16, 2018 12:36:16 Pacific Standard Time

Name: 180215M1\_12, Date: 15-Feb-2018, Time: 18:52:21, ID: IPA, Description: IPA

6:2 FTS

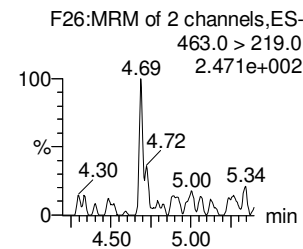
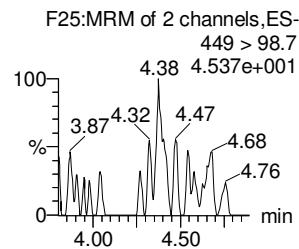
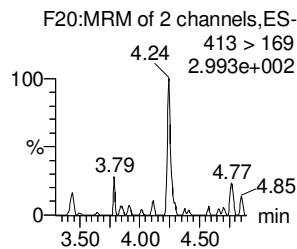
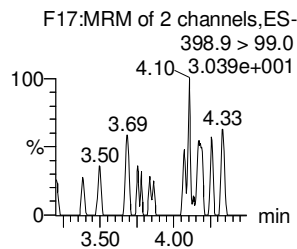
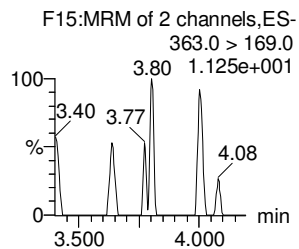
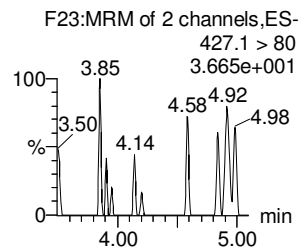
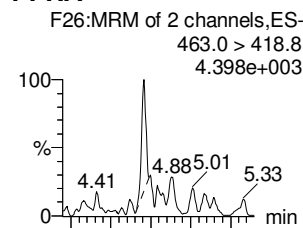
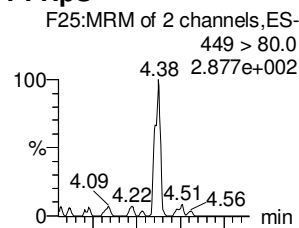
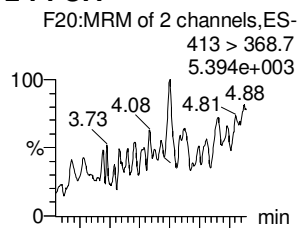
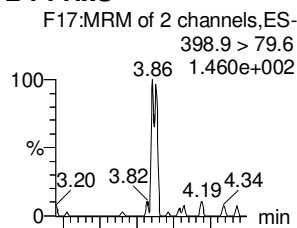
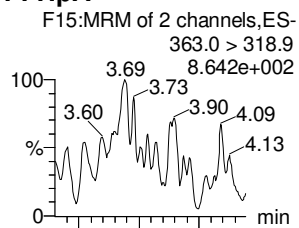
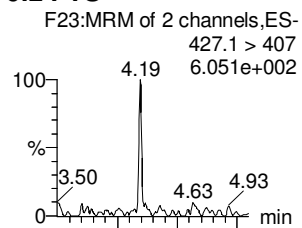
PFHpA

L-PFHxS

L-PFOA

PFHpS

PFNA



18O2-PFHxS

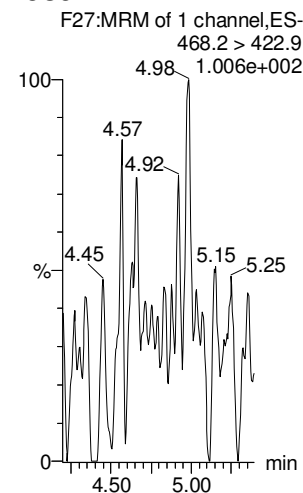
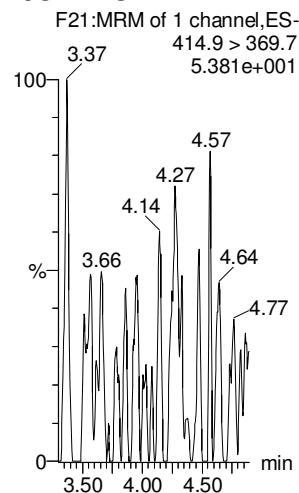
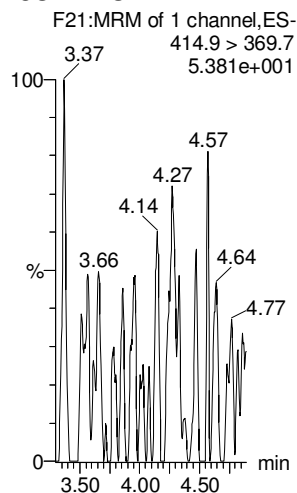
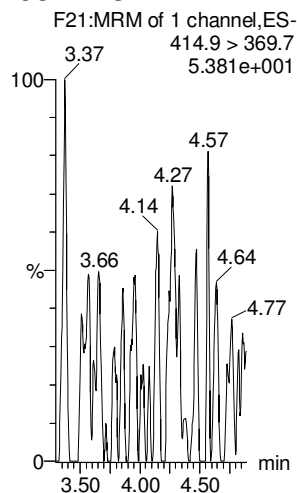
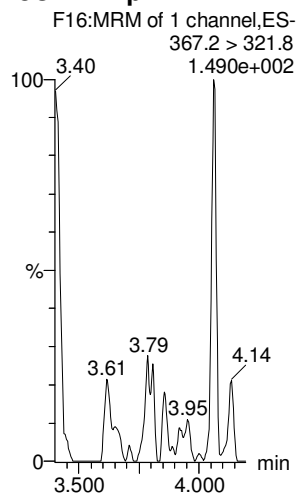
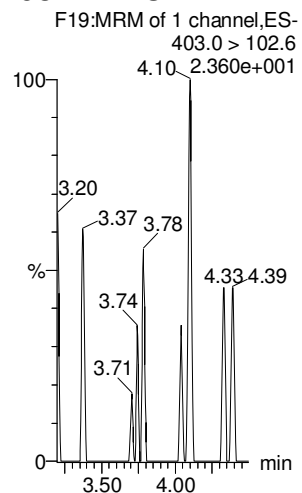
13C4-PFHpA

13C2-PFOA

13C2-PFOA

13C2-PFOA

13C5-PFNA



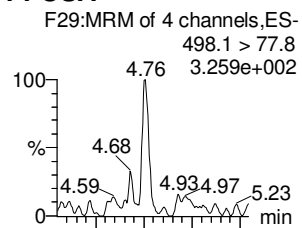
Dataset: Untitled

Last Altered: Friday, February 16, 2018 12:36:13 Pacific Standard Time

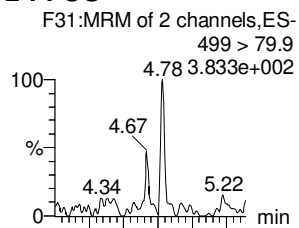
Printed: Friday, February 16, 2018 12:36:16 Pacific Standard Time

Name: 180215M1\_12, Date: 15-Feb-2018, Time: 18:52:21, ID: IPA, Description: IPA

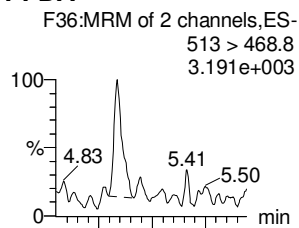
**PFOSA**



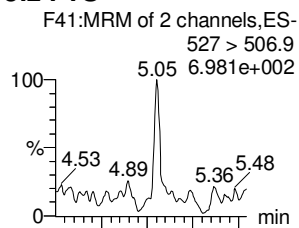
**L-PFOS**



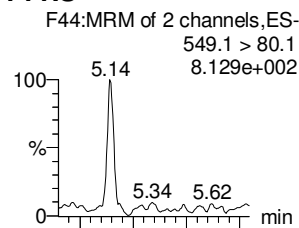
**PFDA**



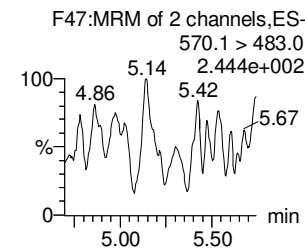
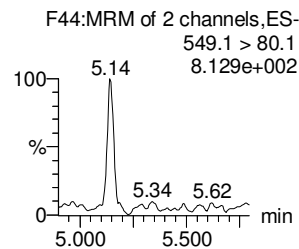
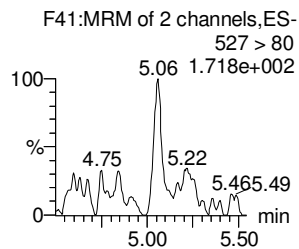
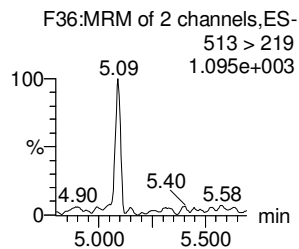
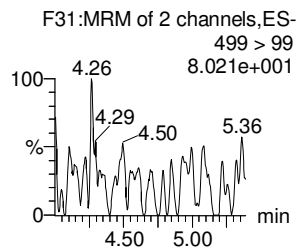
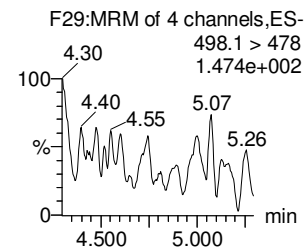
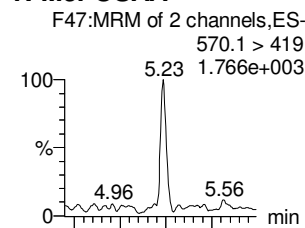
**8:2 FTS**



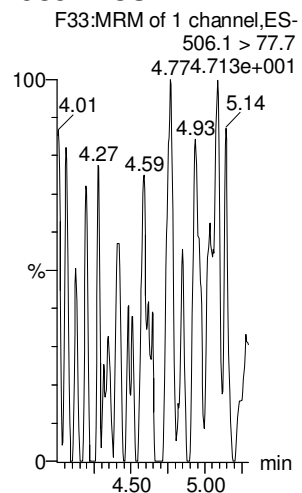
**PFNS**



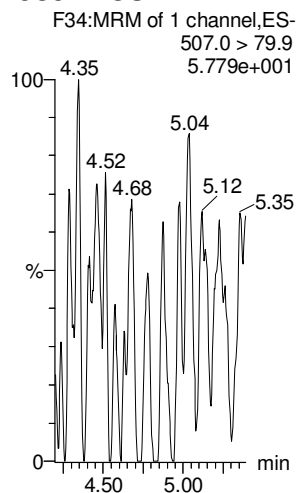
**N-MeFOSAA**



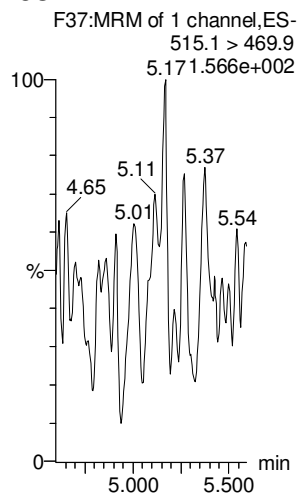
**13C8-PFOSA**



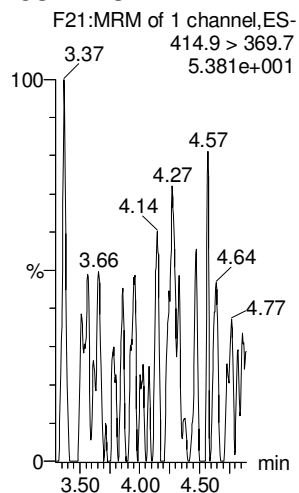
**13C8-PFOS**



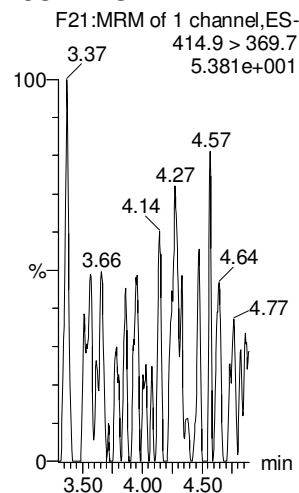
**13C2-PFDA**



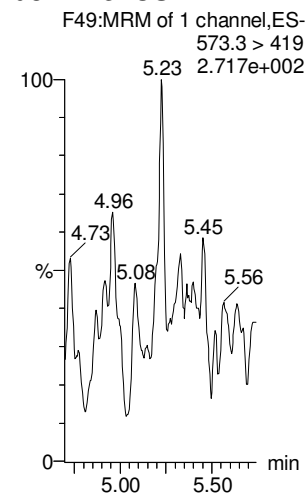
**13C2-PFOA**



**13C2-PFOA**



**d3-N-MeFOSAA**



Dataset: Untitled

Last Altered: Friday, February 16, 2018 12:36:13 Pacific Standard Time

Printed: Friday, February 16, 2018 12:36:16 Pacific Standard Time

Name: 180215M1\_12, Date: 15-Feb-2018, Time: 18:52:21, ID: IPA, Description: IPA

**N-EtFOSAA**

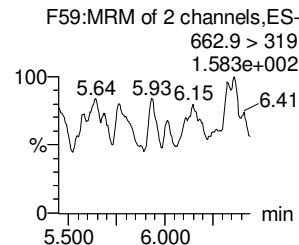
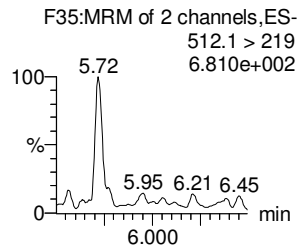
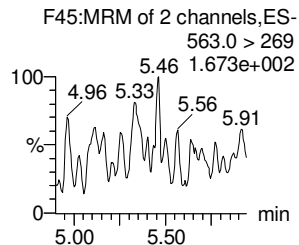
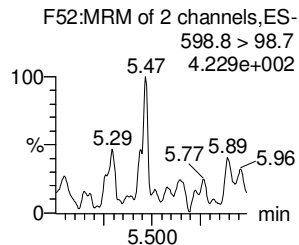
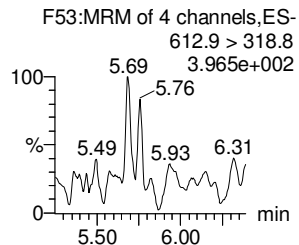
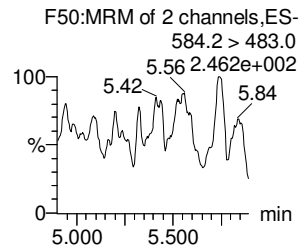
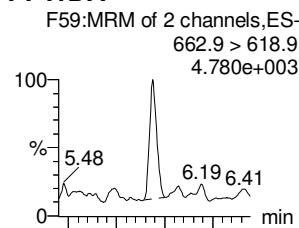
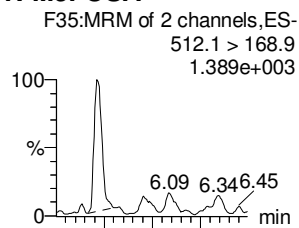
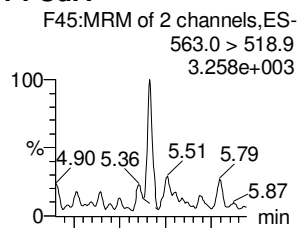
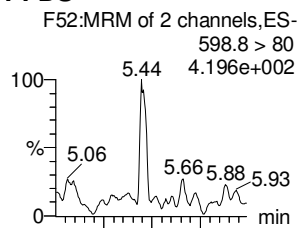
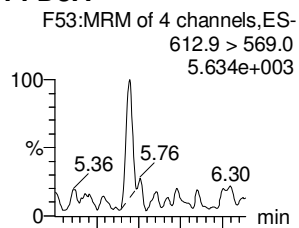
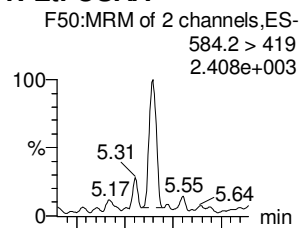
**PFDoA**

**PFDS**

**PFUdA**

**N-MeFOSA**

**PFTrDA**



**d5-N-EtFOSAA**

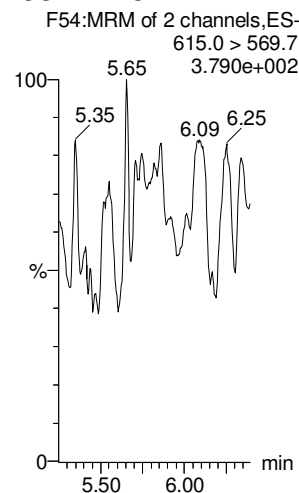
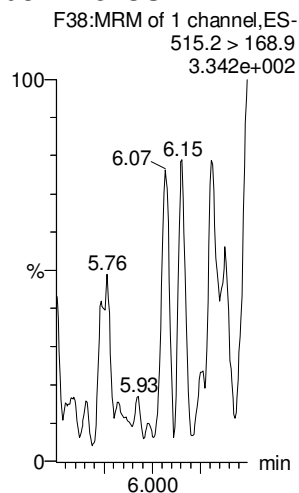
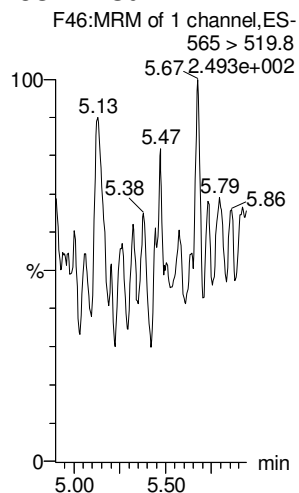
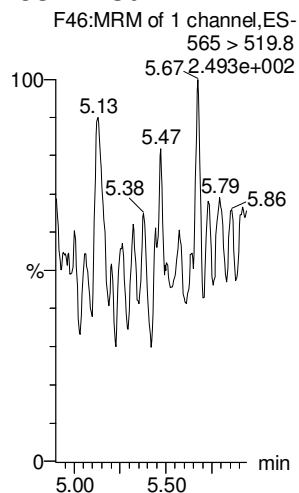
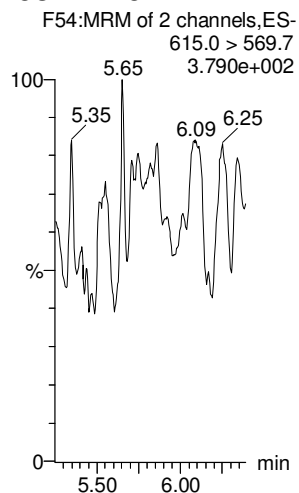
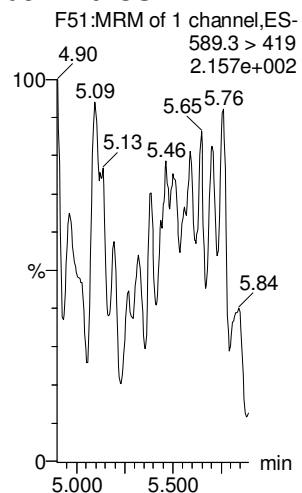
**13C2-PFDoA**

**13C2-PFUdA**

**13C2-PFUdA**

**d3-N-MeFOSA**

**13C2-PFDoA**



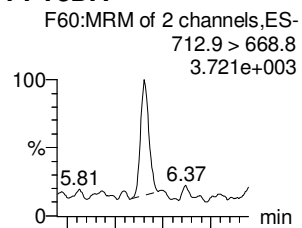
Dataset: Untitled

Last Altered: Friday, February 16, 2018 12:36:13 Pacific Standard Time

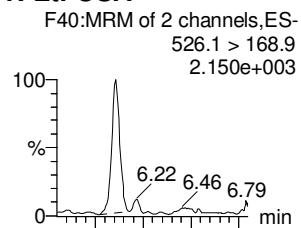
Printed: Friday, February 16, 2018 12:36:16 Pacific Standard Time

Name: 180215M1\_12, Date: 15-Feb-2018, Time: 18:52:21, ID: IPA, Description: IPA

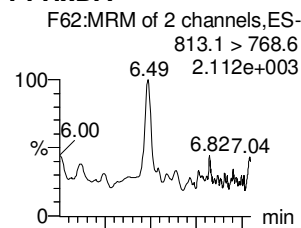
**PFTeDA**



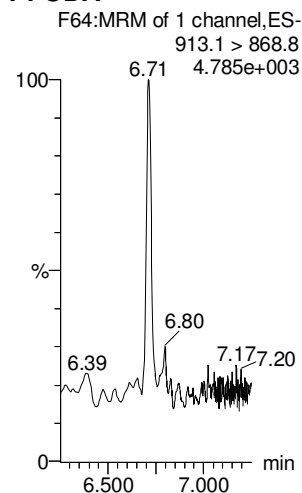
**N-EtFOFA**



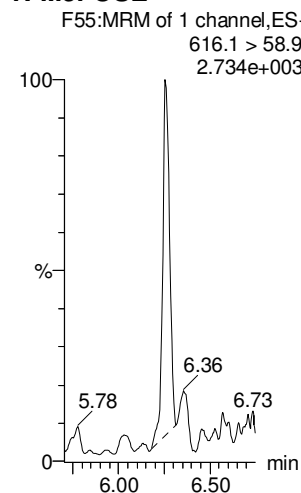
**PFHxDA**



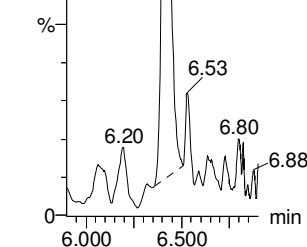
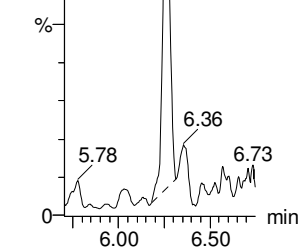
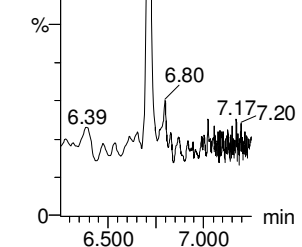
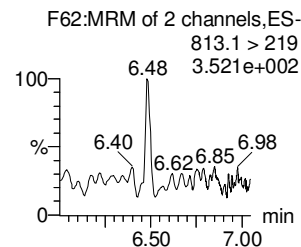
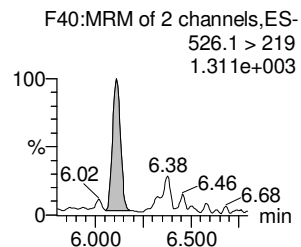
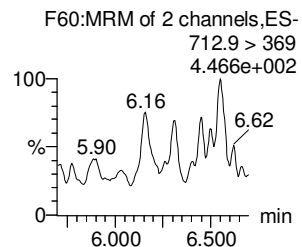
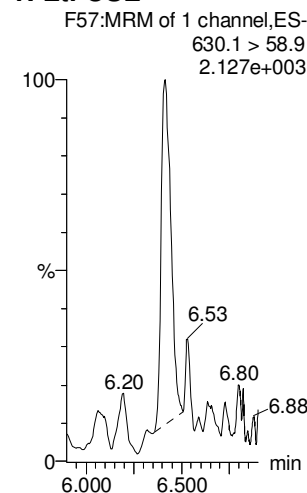
**PFODA**



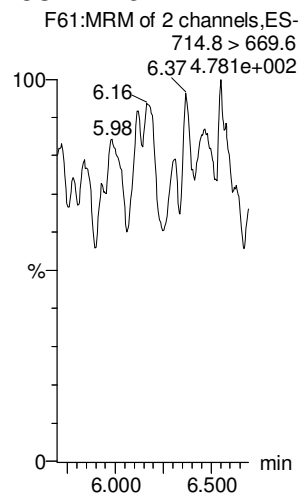
**N-MeFOSE**



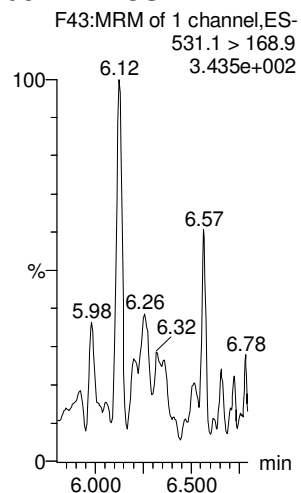
**N-EtFOSE**



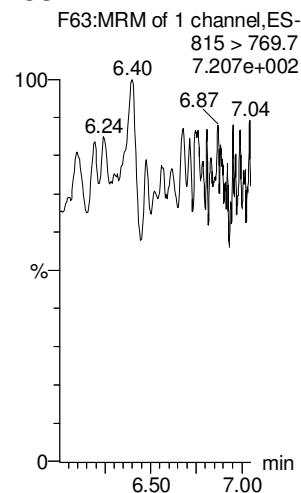
**13C2-PFTeDA**



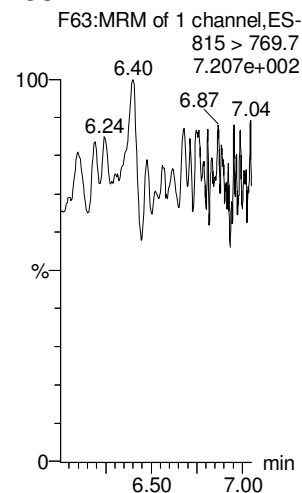
**d5-N-ETFOFA**



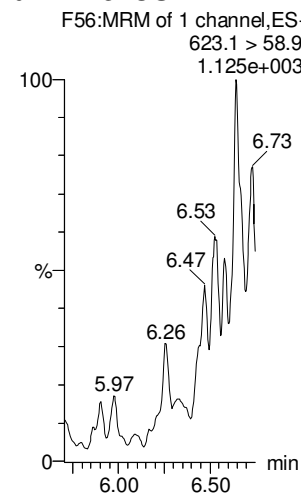
**13C2-PFHxDA**



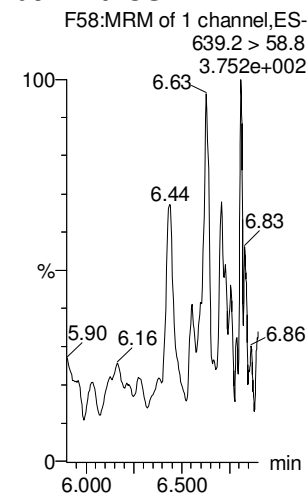
**13C2-PFHxDA**



**d7-N-MeFOSE**



**d9-N-EtFOSE**



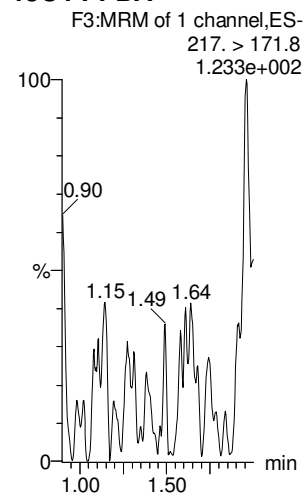
Dataset: Untitled

Last Altered: Friday, February 16, 2018 12:36:13 Pacific Standard Time

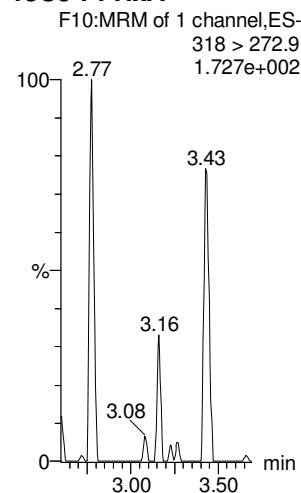
Printed: Friday, February 16, 2018 12:36:16 Pacific Standard Time

Name: 180215M1\_12, Date: 15-Feb-2018, Time: 18:52:21, ID: IPA, Description: IPA

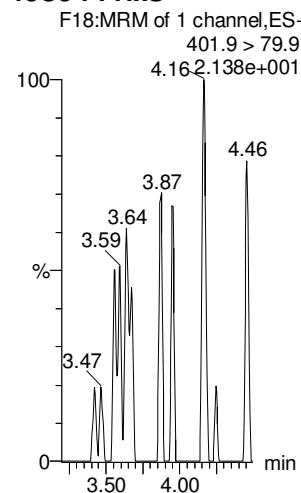
**13C4-PFBA**



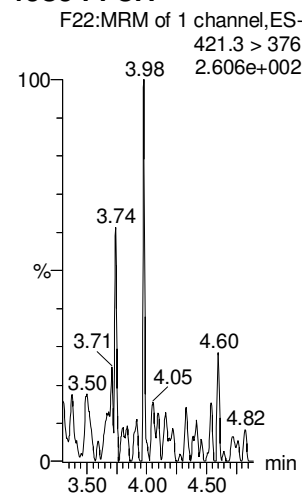
**13C5-PFHxA**



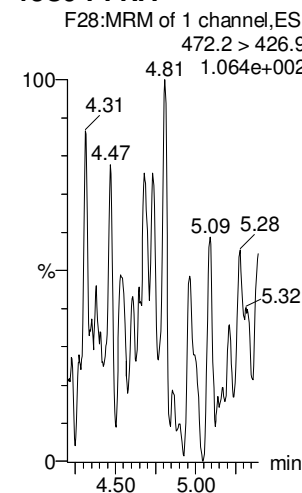
**13C3-PFHxS**



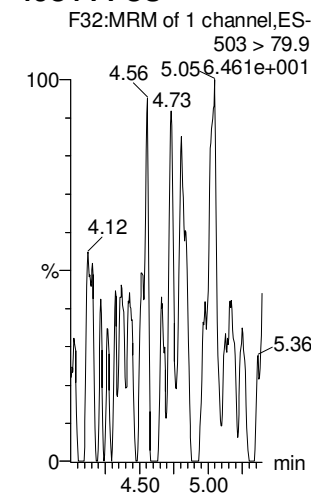
**13C8-PFOA**



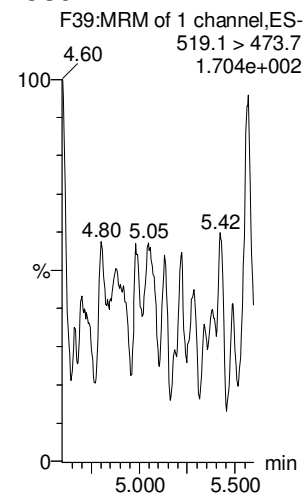
**13C9-PFNA**



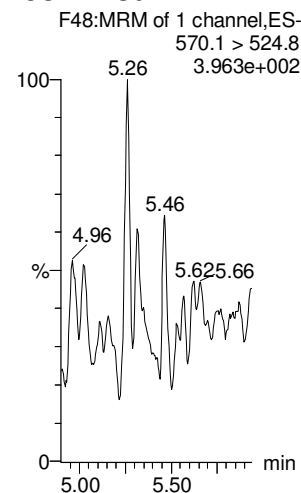
**13C4-PFOS**



**13C6-PFDA**



**13C7-PFUdA**



Dataset: F:\Projects\PFAS.PRO\Results\180218M1\180218M1-CRV.qld

Last Altered: Sunday, February 18, 2018 16:51:38 Pacific Standard Time  
 Printed: Sunday, February 18, 2018 17:02:08 Pacific Standard Time

*v JA.*  
 02/20/2018

Method: F:\Projects\PFAS.PRO\MethDB\PFAS\_FULL\_80C\_021318.mdb 15 Feb 2018 10:31:04  
 Calibration: F:\Projects\PFAS.PRO\CurveDB\C18\_VAL-PFAS\_Q4\_02-18-18-FULL.cdb 18 Feb 2018 16:51:38

**Compound name: PFBA**

Correlation coefficient:  $r = 0.999898$ ,  $r^2 = 0.999796$

Calibration curve:  $1.13331 * x + -0.0831478$

Response type: Internal Std ( Ref 34 ), Area \* ( IS Conc. / IS Area )

Curve type: Linear, Origin: Include, Weighting: 1/x, Axis trans: None

*AM*  
 2/18/18

#	Name	Type	Std. Conc	RT	Area	IS Area	Response	Conc.	%Dev	Conc. Flag	CoD	CoD Flag	x=excluded
1	1 180218M1_4	Standard	0.250	1.33	154.349	13367.101	0.144	0.2	-19.7	NO	1.000	NO	MM
2	2 180218M1_5	Standard	0.500	1.33	725.524	18909.869	0.480	0.5	-0.7	NO	1.000	NO	MM
3	3 180218M1_6	Standard	1.000	1.33	1780.831	21719.051	1.025	1.0	-2.2	NO	1.000	NO	MM
4	4 180218M1_7	Standard	2.000	1.34	3133.690	18761.344	2.088	1.9	-4.2	NO	1.000	NO	MM
5	5 180218M1_8	Standard	5.000	1.34	8484.424	19498.176	5.439	4.9	-2.5	NO	1.000	NO	MM
6	6 180218M1_9	Standard	10.000	1.33	18229.412	20779.520	10.966	9.7	-2.5	NO	1.000	NO	MM
7	7 180218M1_10	Standard	50.000	1.33	77138.805	16413.410	58.747	51.9	3.8	NO	1.000	NO	MM
8	8 180218M1_11	Standard	100.000	1.33	143296.547	15869.306	112.872	99.7	-0.3	NO	1.000	NO	MM
9	9 180218M1_12	Standard	250.000	1.34	353077.344	15812.923	279.105	246.3	-1.5	NO	1.000	NO	MM
10	10 180218M1_13	Standard	500.000	1.34	678500.375	14891.608	569.532	502.6	0.5	NO	1.000	NO	MM

**Compound name: PFPeA**

Correlation coefficient:  $r = 0.999957$ ,  $r^2 = 0.999914$

Calibration curve:  $1.00596 * x + -0.0172899$

Response type: Internal Std ( Ref 35 ), Area \* ( IS Conc. / IS Area )

Curve type: Linear, Origin: Exclude, Weighting: 1/x, Axis trans: None

#	Name	Type	Std. Conc	RT	Area	IS Area	Response	Conc.	%Dev	Conc. Flag	CoD	CoD Flag	x=excluded
1	1 180218M1_4	Standard	0.250	2.29	363.336	18391.896	0.247	0.3	5.1	NO	1.000	NO	bb
2	2 180218M1_5	Standard	0.500	2.29	831.524	21044.570	0.494	0.5	1.6	NO	1.000	NO	bb
3	3 180218M1_6	Standard	1.000	2.29	1751.839	23814.064	0.920	0.9	-6.9	NO	1.000	NO	bb
4	4 180218M1_7	Standard	2.000	2.29	3376.076	21822.906	1.934	1.9	-3.0	NO	1.000	NO	bb
5	5 180218M1_8	Standard	5.000	2.29	8729.852	21107.832	5.170	5.2	3.1	NO	1.000	NO	bb
6	6 180218M1_9	Standard	10.000	2.29	18393.453	22919.074	10.032	10.0	-0.1	NO	1.000	NO	bb
7	7 180218M1_10	Standard	50.000	2.29	74501.914	18580.521	50.121	49.8	-0.3	NO	1.000	NO	bb
8	8 180218M1_11	Standard	100.000	2.29	134767.969	16793.348	100.314	99.7	-0.3	NO	1.000	NO	bb
9	9 180218M1_12	Standard	250.000	2.29	325989.250	15985.852	254.905	253.4	1.4	NO	1.000	NO	bb

Dataset: F:\Projects\PFAS.PRO\Results\180218M1\180218M1-CRV.qld

Last Altered: Sunday, February 18, 2018 16:51:38 Pacific Standard Time  
 Printed: Sunday, February 18, 2018 17:02:08 Pacific Standard Time

**Compound name: PFPeA**

#	Name	Type	Std. Conc	RT	Area	IS Area	Response	Conc.	%Dev	Conc. Flag	CoD	CoD Flag	x=excluded
10	10 180218M1_13	Standard	500.000	2.29	631250.875	15783.729	499.922	497.0	-0.6	NO	1.000	NO	bb

**Compound name: PFBS**

Coefficient of Determination: R<sup>2</sup> = 0.999954

Calibration curve: -0.000114551 \* x<sup>2</sup> + 1.85997 \* x + -0.095428

Response type: Internal Std ( Ref 36 ), Area \* ( IS Conc. / IS Area )

Curve type: 2nd Order, Origin: Exclude, Weighting: 1/x, Axis trans: None

#	Name	Type	Std. Conc	RT	Area	IS Area	Response	Conc.	%Dev	Conc. Flag	CoD	CoD Flag	x=excluded
1	1 180218M1_4	Standard	0.250	2.56	89.148	2744.658	0.406	0.3	7.8	NO	1.000	NO	bb
2	2 180218M1_5	Standard	0.500	2.57	213.813	3167.830	0.844	0.5	1.0	NO	1.000	NO	bb
3	3 180218M1_6	Standard	1.000	2.56	518.968	3489.968	1.859	1.1	5.1	NO	1.000	NO	bb
4	4 180218M1_7	Standard	2.000	2.57	872.489	3267.057	3.338	1.8	-7.7	NO	1.000	NO	bb
5	5 180218M1_8	Standard	5.000	2.57	2272.535	3171.441	8.957	4.9	-2.6	NO	1.000	NO	bb
6	6 180218M1_9	Standard	10.000	2.57	4578.845	3224.466	17.750	9.6	-4.0	NO	1.000	NO	bb
7	7 180218M1_10	Standard	50.000	2.57	18664.365	2522.213	92.500	49.9	-0.1	NO	1.000	NO	bb
8	8 180218M1_11	Standard	100.000	2.57	35113.500	2368.858	185.287	100.3	0.3	NO	1.000	NO	bb
9	9 180218M1_12	Standard	250.000	2.57	87923.641	2392.729	459.327	250.9	0.4	NO	1.000	NO	bb
10	10 180218M1_13	Standard	500.000	2.57	150185.422	2085.027	900.381	499.5	-0.1	NO	1.000	NO	bb

**Compound name: 4:2 FTS**

Coefficient of Determination: R<sup>2</sup> = 0.999493

Calibration curve: -0.000390779 \* x<sup>2</sup> + 1.39973 \* x + -0.117989

Response type: Internal Std ( Ref 36 ), Area \* ( IS Conc. / IS Area )

Curve type: 2nd Order, Origin: Exclude, Weighting: 1/x, Axis trans: None

#	Name	Type	Std. Conc	RT	Area	IS Area	Response	Conc.	%Dev	Conc. Flag	CoD	CoD Flag	x=excluded
1	1 180218M1_4	Standard	0.250	2.96	66.888	2744.658	0.305	0.3	20.8	NO	0.999	NO	bb
2	2 180218M1_5	Standard	0.500	2.97	156.350	3167.830	0.617	0.5	5.0	NO	0.999	NO	bb
3	3 180218M1_6	Standard	1.000	2.97	324.883	3489.968	1.164	0.9	-8.4	NO	0.999	NO	bb
4	4 180218M1_7	Standard	2.000	2.97	627.030	3267.057	2.399	1.8	-10.0	NO	0.999	NO	bb
5	5 180218M1_8	Standard	5.000	2.97	1808.869	3171.441	7.130	5.2	3.7	NO	0.999	NO	bb
6	6 180218M1_9	Standard	10.000	2.97	3120.661	3224.466	12.098	8.7	-12.5	NO	0.999	NO	bb
7	7 180218M1_10	Standard	50.000	2.97	13672.474	2522.213	67.760	49.2	-1.7	NO	0.999	NO	bb

Dataset: F:\Projects\PFAS.PRO\Results\180218M1\180218M1-CRV.qld

Last Altered: Sunday, February 18, 2018 16:51:38 Pacific Standard Time

Printed: Sunday, February 18, 2018 17:02:08 Pacific Standard Time

**Compound name: 4:2 FTS**

#	Name	Type	Std. Conc	RT	Area	IS Area	Response	Conc.	%Dev	Conc. Flag	CoD	CoD Flag	x=excluded
8	8 180218M1_11	Standard	100.000	2.97	26761.066	2368.858	141.213	104.0	4.0	NO	0.999	NO	bb
9	9 180218M1_12	Standard	250.000	2.97	61729.188	2392.729	322.483	247.6	-1.0	NO	0.999	NO	bb
10	10 180218M1_13	Standard	500.000	2.97	100514.680	2085.027	602.598	500.5	0.1	NO	0.999	NO	bb

**Compound name: PFHxA**

Coefficient of Determination: R^2 = 0.998331

Calibration curve:  $-0.000625225 * x^2 + 1.44055 * x - 0.0230724$

Response type: Internal Std ( Ref 37 ), Area \* ( IS Conc. / IS Area )

Curve type: 2nd Order, Origin: Include, Weighting: 1/x, Axis trans: None

#	Name	Type	Std. Conc	RT	Area	IS Area	Response	Conc.	%Dev	Conc. Flag	CoD	CoD Flag	x=excluded
1	1 180218M1_4	Standard	0.250	3.06	464.717	6153.449	0.378	0.3	11.3	NO	0.998	NO	bb
2	2 180218M1_5	Standard	0.500	3.07	1015.398	6832.511	0.743	0.5	6.4	NO	0.998	NO	bb
3	3 180218M1_6	Standard	1.000	3.07	2244.283	8577.003	1.308	0.9	-7.5	NO	0.998	NO	bb
4	4 180218M1_7	Standard	2.000	3.07	3989.961	7638.527	2.612	1.8	-8.5	NO	0.998	NO	bb
5	5 180218M1_8	Standard	5.000	3.07	10080.241	7234.173	6.967	4.9	-2.7	NO	0.998	NO	bb
6	6 180218M1_9	Standard	10.000	3.07	20110.041	7262.346	13.845	9.7	-3.3	NO	0.998	NO	bb
7	7 180218M1_10	Standard	50.000	3.07	85470.633	5986.163	71.390	50.7	1.4	NO	0.998	NO	bb
8	8 180218M1_11	Standard	100.000	3.07	149415.688	5852.313	127.655	92.3	-7.7	NO	0.998	NO	bb
9	9 180218M1_12	Standard	250.000	3.07	373203.781	5530.923	337.379	264.6	5.8	NO	0.998	NO	bb
10	10 180218M1_13	Standard	500.000	3.07	645147.313	5783.804	557.719	492.4	-1.5	NO	0.998	NO	bb

**Compound name: PFPeS**

Coefficient of Determination: R^2 = 0.998502

Calibration curve:  $-0.00048067 * x^2 + 1.94509 * x - 0.14612$

Response type: Internal Std ( Ref 36 ), Area \* ( IS Conc. / IS Area )

Curve type: 2nd Order, Origin: Exclude, Weighting: 1/x, Axis trans: None

#	Name	Type	Std. Conc	RT	Area	IS Area	Response	Conc.	%Dev	Conc. Flag	CoD	CoD Flag	x=excluded
1	1 180218M1_4	Standard	0.250	3.27	68.256	2744.658	0.311	0.2	-6.0	NO	0.999	NO	bb
2	2 180218M1_5	Standard	0.500	3.27	239.281	3167.830	0.944	0.6	12.1	NO	0.999	NO	bb
3	3 180218M1_6	Standard	1.000	3.27	496.390	3489.968	1.778	1.0	-1.1	NO	0.999	NO	bb
4	4 180218M1_7	Standard	2.000	3.27	951.736	3267.057	3.641	1.9	-2.6	NO	0.999	NO	bb
5	5 180218M1_8	Standard	5.000	3.27	2246.955	3171.441	8.856	4.6	-7.3	NO	0.999	NO	bb



Vista Analytical Laboratory

Dataset: F:\Projects\PFAS.PRO\Results\180218M1\180218M1-CRV.qld

Last Altered: Sunday, February 18, 2018 16:51:38 Pacific Standard Time

Printed: Sunday, February 18, 2018 17:02:08 Pacific Standard Time

**Compound name: PFPeS**

#	Name	Type	Std. Conc	RT	Area	IS Area	Response	Conc.	%Dev	Conc. Flag	CoD	CoD Flag	x=excluded
6	6 180218M1_9	Standard	10.000	3.27	4930.080	3224.466	19.112	9.9	-0.7	NO	0.999	NO	bb
7	7 180218M1_10	Standard	50.000	3.27	19965.713	2522.213	98.949	51.6	3.2	NO	0.999	NO	bb
8	8 180218M1_11	Standard	100.000	3.27	38284.488	2368.858	202.020	106.8	6.8	NO	0.999	NO	bb
9	9 180218M1_12	Standard	250.000	3.27	82773.539	2392.729	432.422	236.2	-5.5	NO	0.999	NO	bb
10	10 180218M1_13	Standard	500.000	3.27	143662.656	2085.027	861.276	506.2	1.2	NO	0.999	NO	bb

**Compound name: PFHpA**

Correlation coefficient: r = 0.999894, r^2 = 0.999788

Calibration curve: 1.39498 \* x + -0.0363563

Response type: Internal Std ( Ref 38 ), Area \* ( IS Conc. / IS Area )

Curve type: Linear, Origin: Exclude, Weighting: 1/x, Axis trans: None

#	Name	Type	Std. Conc	RT	Area	IS Area	Response	Conc.	%Dev	Conc. Flag	CoD	CoD Flag	x=excluded
1	1 180218M1_4	Standard	0.250	3.69	419.953	15659.775	0.335	0.3	6.5	NO	1.000	NO	bb
2	2 180218M1_5	Standard	0.500	3.69	1087.887	18769.922	0.724	0.5	9.1	NO	1.000	NO	bb
3	3 180218M1_6	Standard	1.000	3.69	2245.841	20153.842	1.393	1.0	2.5	NO	1.000	NO	bb
4	4 180218M1_7	Standard	2.000	3.69	4237.459	21232.307	2.495	1.8	-9.3	NO	1.000	NO	bb
5	5 180218M1_8	Standard	5.000	3.69	10502.339	20013.600	6.560	4.7	-5.4	NO	1.000	NO	bb
6	6 180218M1_9	Standard	10.000	3.69	22898.852	20411.457	14.023	10.1	0.8	NO	1.000	NO	bb
7	7 180218M1_10	Standard	50.000	3.69	83856.047	15336.542	68.347	49.0	-2.0	NO	1.000	NO	bb
8	8 180218M1_11	Standard	100.000	3.69	160678.188	14824.419	135.484	97.1	-2.9	NO	1.000	NO	bb
9	9 180218M1_12	Standard	250.000	3.69	393115.000	14141.760	347.477	249.1	-0.4	NO	1.000	NO	bb
10	10 180218M1_13	Standard	500.000	3.69	639290.813	11344.015	704.436	505.0	1.0	NO	1.000	NO	bb

Dataset: F:\Projects\PFAS.PRO\Results\180218M1\180218M1-CRV.qld

Last Altered: Sunday, February 18, 2018 16:51:38 Pacific Standard Time

Printed: Sunday, February 18, 2018 16:58:51 Pacific Standard Time

**Compound name: L-PFHxS**

Correlation coefficient:  $r = 0.997481$ ,  $r^2 = 0.994969$

Calibration curve:  $1.81867 * x + -0.139284$

Response type: Internal Std ( Ref 39 ), Area \* ( IS Conc. / IS Area )

Curve type: Linear, Origin: Exclude, Weighting: 1/x, Axis trans: None

#	Name	Type	Std. Conc	RT	Area	IS Area	Response	Conc.	%Dev	Conc. Flag	CoD	CoD Flag	x=excluded
1	1 180218M1_4	Standard	0.250	3.85	62.199	2211.692	0.352	0.3	8.0	NO	0.995	NO	MM
2	2 180218M1_5	Standard	0.500	3.83	162.123	2591.720	0.782	0.5	1.3	NO	0.995	NO	MM
3	3 180218M1_6	Standard	1.000	3.84	398.551	2890.396	1.724	1.0	2.4	NO	0.995	NO	MM
4	4 180218M1_7	Standard	2.000	3.84	702.082	2727.273	3.218	1.8	-7.7	NO	0.995	NO	MM
5	5 180218M1_8	Standard	5.000	3.84	1870.065	2724.174	8.581	4.8	-4.1	NO	0.995	NO	MM
6	6 180218M1_9	Standard	10.000	3.84	3806.964	2801.103	16.989	9.4	-5.8	NO	0.995	NO	MM
7	7 180218M1_10	Standard	50.000	3.84	15449.332	1980.860	97.491	53.7	7.4	NO	0.995	NO	MM
8	8 180218M1_11	Standard	100.000	3.84	30299.184	1967.276	192.520	105.9	5.9	NO	0.995	NO	MM
9	9 180218M1_12	Standard	250.000	3.84	68907.031	2134.837	403.468	221.9	-11.2	NO	0.995	NO	MM
10	10 180218M1_13	Standard	500.000	3.84	124767.055	1651.434	944.384	519.3	3.9	NO	0.995	NO	MM

**Compound name: 6:2 FTS**

Coefficient of Determination:  $R^2 = 0.995872$

Calibration curve:  $-7.29609e-005 * x^2 + 0.183895 * x + -0.0125626$

Response type: Internal Std ( Ref 40 ), Area \* ( IS Conc. / IS Area )

Curve type: 2nd Order, Origin: Include, Weighting: 1/x, Axis trans: None

#	Name	Type	Std. Conc	RT	Area	IS Area	Response	Conc.	%Dev	Conc. Flag	CoD	CoD Flag	x=excluded
1	1 180218M1_4	Standard	0.250	4.15	67.109	21630.664	0.039	0.3	11.7	NO	0.996	NO	bb
2	2 180218M1_5	Standard	0.500	4.15	188.842	25558.916	0.092	0.6	14.1	NO	0.996	NO	bb
3	3 180218M1_6	Standard	1.000	4.15	354.322	26311.158	0.168	1.0	-1.6	NO	0.996	NO	bb
4	4 180218M1_7	Standard	2.000	4.16	681.660	32359.881	0.263	1.5	-24.9	NO	0.996	NO	bb
5	5 180218M1_8	Standard	5.000	4.15	1952.349	29764.002	0.820	4.5	-9.3	NO	0.996	NO	bb
6	6 180218M1_9	Standard	10.000	4.15	3640.805	29152.197	1.561	8.6	-14.1	NO	0.996	NO	bb
7	7 180218M1_10	Standard	50.000	4.15	16714.258	23356.525	8.945	49.7	-0.6	NO	0.996	NO	bb
8	8 180218M1_11	Standard	100.000	4.15	31080.559	24267.186	16.010	90.4	-9.6	NO	0.996	NO	bb
9	9 180218M1_12	Standard	250.000	4.15	76321.695	21225.953	44.946	274.3	9.7	NO	0.996	NO	bb
10	10 180218M1_13	Standard	500.000	4.16	125341.758	21681.844	72.262	487.2	-2.6	NO	0.996	NO	bb

Dataset: F:\Projects\PFAS.PRO\Results\180218M1\180218M1-CRV.qld

Last Altered: Sunday, February 18, 2018 16:51:38 Pacific Standard Time  
 Printed: Sunday, February 18, 2018 16:58:51 Pacific Standard Time

**Compound name: L-PFOA**

Coefficient of Determination: R^2 = 0.999533

Calibration curve:  $-0.000286272 * x^2 + 1.04953 * x + 0.0728762$

Response type: Internal Std ( Ref 40 ), Area \* ( IS Conc. / IS Area )

Curve type: 2nd Order, Origin: Exclude, Weighting: 1/x, Axis trans: None

#	Name	Type	Std. Conc	RT	Area	IS Area	Response	Conc.	%Dev	Conc. Flag	CoD	CoD Flag	x=excluded
1	1 180218M1_4	Standard	0.250	4.21	502.694	21630.664	0.290	0.2	-17.1	NO	1.000	NO	MM
2	2 180218M1_5	Standard	0.500	4.21	1279.010	25558.916	0.626	0.5	5.3	NO	1.000	NO	bb
3	3 180218M1_6	Standard	1.000	4.21	2694.906	26311.158	1.280	1.2	15.1	NO	1.000	NO	bb
4	4 180218M1_7	Standard	2.000	4.21	5031.945	32359.881	1.944	1.8	-10.8	NO	1.000	NO	bb
5	5 180218M1_8	Standard	5.000	4.21	12947.198	29764.002	5.437	5.1	2.4	NO	1.000	NO	bb
6	6 180218M1_9	Standard	10.000	4.21	26413.711	29152.197	11.326	10.8	7.5	NO	1.000	NO	bb
7	7 180218M1_10	Standard	50.000	4.21	96695.922	23356.525	51.750	49.9	-0.2	NO	1.000	NO	bb
8	8 180218M1_11	Standard	100.000	4.21	190667.609	24267.186	98.213	96.0	-4.0	NO	1.000	NO	bb
9	9 180218M1_12	Standard	250.000	4.21	423529.000	21225.953	249.417	255.4	2.1	NO	1.000	NO	bb
10	10 180218M1_13	Standard	500.000	4.21	783362.500	21681.844	451.624	497.8	-0.4	NO	1.000	NO	bb

**Compound name: PFHpS**

Coefficient of Determination: R^2 = 0.998360

Calibration curve:  $-0.000180022 * x^2 + 1.03863 * x + 0.000128351$

Response type: Internal Std ( Ref 43 ), Area \* ( IS Conc. / IS Area )

Curve type: 2nd Order, Origin: Exclude, Weighting: 1/x, Axis trans: None

#	Name	Type	Std. Conc	RT	Area	IS Area	Response	Conc.	%Dev	Conc. Flag	CoD	CoD Flag	x=excluded
1	1 180218M1_4	Standard	0.250	4.32	120.945	4809.568	0.314	0.3	21.0	NO	0.998	NO	bb
2	2 180218M1_5	Standard	0.500	4.32	232.595	6370.066	0.456	0.4	-12.1	NO	0.998	NO	bb
3	3 180218M1_6	Standard	1.000	4.32	495.120	6822.882	0.907	0.9	-12.7	NO	0.998	NO	bb
4	4 180218M1_7	Standard	2.000	4.32	1044.146	6088.320	2.144	2.1	3.2	NO	0.998	NO	bb
5	5 180218M1_8	Standard	5.000	4.32	2404.283	6328.613	4.749	4.6	-8.5	NO	0.998	NO	bb
6	6 180218M1_9	Standard	10.000	4.32	5811.617	6818.537	10.654	10.3	2.8	NO	0.998	NO	bb
7	7 180218M1_10	Standard	50.000	4.32	21586.455	5015.366	53.801	52.3	4.5	NO	0.998	NO	bb
8	8 180218M1_11	Standard	100.000	4.32	42194.727	4866.807	108.374	106.3	6.3	NO	0.998	NO	bb
9	9 180218M1_12	Standard	250.000	4.32	88539.977	4717.819	234.589	235.5	-5.8	NO	0.998	NO	bb
10	10 180218M1_13	Standard	500.000	4.32	155333.594	4047.502	479.721	506.3	1.3	NO	0.998	NO	bb

Dataset: F:\Projects\PFAS.PRO\Results\180218M1\180218M1-CRV.qld

Last Altered: Sunday, February 18, 2018 16:51:38 Pacific Standard Time  
 Printed: Sunday, February 18, 2018 16:58:51 Pacific Standard Time

**Compound name: PFNA**

Coefficient of Determination:  $R^2 = 0.997684$

Calibration curve:  $0.000165467 * x^2 + 1.22692 * x + 0.0696391$

Response type: Internal Std ( Ref 41 ), Area \* ( IS Conc. / IS Area )

Curve type: 2nd Order, Origin: Exclude, Weighting: 1/x, Axis trans: None

#	Name	Type	Std. Conc	RT	Area	IS Area	Response	Conc.	%Dev	Conc. Flag	CoD	CoD Flag	x=excluded
1	1 180218M1_4	Standard	0.250	4.65	577.175	19133.188	0.377	0.3	0.2	NO	0.998	NO	bb
2	2 180218M1_5	Standard	0.500	4.65	1361.984	26268.590	0.648	0.5	-5.7	NO	0.998	NO	bb
3	3 180218M1_6	Standard	1.000	4.64	2384.128	23894.801	1.247	1.0	-4.0	NO	0.998	NO	bb
4	4 180218M1_7	Standard	2.000	4.65	3971.970	21301.943	2.331	1.8	-7.9	NO	0.998	NO	bb
5	5 180218M1_8	Standard	5.000	4.65	11394.250	20960.061	6.795	5.5	9.6	NO	0.998	NO	bb
6	6 180218M1_9	Standard	10.000	4.65	23013.092	24236.371	11.869	9.6	-4.0	NO	0.998	NO	bb
7	7 180218M1_10	Standard	50.000	4.65	104578.492	18231.078	71.703	57.9	15.9	NO	0.998	NO	bb
8	8 180218M1_11	Standard	100.000	4.65	160037.234	16037.133	124.740	100.3	0.3	NO	0.998	NO	bb
9	9 180218M1_12	Standard	250.000	4.65	417457.688	17440.805	299.196	236.3	-5.5	NO	0.998	NO	bb
10	10 180218M1_13	Standard	500.000	4.65	744962.063	14049.024	662.824	505.7	1.1	NO	0.998	NO	bb

**Compound name: PFOSA**

Correlation coefficient:  $r = 0.999474$ ,  $r^2 = 0.998948$

Calibration curve:  $1.04652 * x + 0.013165$

Response type: Internal Std ( Ref 42 ), Area \* ( IS Conc. / IS Area )

Curve type: Linear, Origin: Exclude, Weighting: 1/x, Axis trans: None

#	Name	Type	Std. Conc	RT	Area	IS Area	Response	Conc.	%Dev	Conc. Flag	CoD	CoD Flag	x=excluded
1	1 180218M1_4	Standard	0.250	4.70	147.522	5766.710	0.320	0.3	17.2	NO	0.999	NO	bb
2	2 180218M1_5	Standard	0.500	4.71	302.750	7349.050	0.515	0.5	-4.1	NO	0.999	NO	bb
3	3 180218M1_6	Standard	1.000	4.70	679.201	8331.993	1.019	1.0	-3.9	NO	0.999	NO	bb
4	4 180218M1_7	Standard	2.000	4.71	1042.166	7089.710	1.837	1.7	-12.8	NO	0.999	NO	bb
5	5 180218M1_8	Standard	5.000	4.71	2938.933	7155.839	5.134	4.9	-2.1	NO	0.999	NO	bb
6	6 180218M1_9	Standard	10.000	4.71	6130.716	7258.003	10.559	10.1	0.8	NO	0.999	NO	bb
7	7 180218M1_10	Standard	50.000	4.70	24383.945	5759.568	52.921	50.6	1.1	NO	0.999	NO	bb
8	8 180218M1_11	Standard	100.000	4.71	45776.563	5350.655	106.941	102.2	2.2	NO	0.999	NO	bb
9	9 180218M1_12	Standard	250.000	4.70	106847.359	4888.120	273.232	261.1	4.4	NO	0.999	NO	bb
10	10 180218M1_13	Standard	500.000	4.71	204695.813	5025.520	509.141	486.5	-2.7	NO	0.999	NO	bb

Dataset: F:\Projects\PFAS.PRO\Results\180218M1\180218M1-CRV.qld

Last Altered: Sunday, February 18, 2018 16:51:38 Pacific Standard Time

Printed: Sunday, February 18, 2018 16:58:51 Pacific Standard Time

**Compound name: L-PFOS**

Coefficient of Determination: R<sup>2</sup> = 0.998897

Calibration curve:  $-9.34672e-005 * x^2 + 1.14122 * x + -0.128305$

Response type: Internal Std ( Ref 43 ), Area \* ( IS Conc. / IS Area )

Curve type: 2nd Order, Origin: Exclude, Weighting: 1/x, Axis trans: None

#	Name	Type	Std. Conc	RT	Area	IS Area	Response	Conc.	%Dev	Conc. Flag	CoD	CoD Flag	x=excluded
1	1 180218M1_4	Standard	0.250	4.73	92.504	4809.568	0.240	0.3	29.2	NO	0.999	NO	MM
2	2 180218M1_5	Standard	0.500	4.73	288.643	6370.066	0.566	0.6	21.8	NO	0.999	NO	MM
3	3 180218M1_6	Standard	1.000	4.73	478.053	6822.882	0.876	0.9	-12.0	NO	0.999	NO	MM
4	4 180218M1_7	Standard	2.000	4.73	848.607	6088.320	1.742	1.6	-18.0	NO	0.999	NO	MM
5	5 180218M1_8	Standard	5.000	4.73	2313.254	6328.613	4.569	4.1	-17.7	NO	0.999	NO	MM
6	6 180218M1_9	Standard	10.000	4.73	6087.697	6818.537	11.160	9.9	-1.0	NO	0.999	NO	MM
7	7 180218M1_10	Standard	50.000	4.73	22397.262	5015.366	55.822	49.2	-1.5	NO	0.999	NO	MM
8	8 180218M1_11	Standard	100.000	4.73	42186.441	4866.807	108.352	95.8	-4.2	NO	0.999	NO	MM
9	9 180218M1_12	Standard	250.000	4.73	109958.398	4717.819	291.338	261.0	4.4	NO	0.999	NO	MM
10	10 180218M1_13	Standard	500.000	4.73	175549.578	4047.502	542.154	495.3	-0.9	NO	0.999	NO	MM

**Compound name: PFDA**

Coefficient of Determination: R<sup>2</sup> = 0.997742

Calibration curve:  $-0.000124845 * x^2 + 1.3691 * x + 0.0298191$

Response type: Internal Std ( Ref 44 ), Area \* ( IS Conc. / IS Area )

Curve type: 2nd Order, Origin: Exclude, Weighting: 1/x, Axis trans: None

#	Name	Type	Std. Conc	RT	Area	IS Area	Response	Conc.	%Dev	Conc. Flag	CoD	CoD Flag	x=excluded
1	1 180218M1_4	Standard	0.250	5.03	542.692	19110.514	0.355	0.2	-5.0	NO	0.998	NO	bb
2	2 180218M1_5	Standard	0.500	5.02	1202.473	18398.459	0.817	0.6	15.0	NO	0.998	NO	bb
3	3 180218M1_6	Standard	1.000	5.03	2475.259	23215.186	1.333	1.0	-4.8	NO	0.998	NO	bb
4	4 180218M1_7	Standard	2.000	5.03	4710.703	20258.809	2.907	2.1	5.1	NO	0.998	NO	bb
5	5 180218M1_8	Standard	5.000	5.02	9982.729	19281.213	6.472	4.7	-5.9	NO	0.998	NO	bb
6	6 180218M1_9	Standard	10.000	5.03	23054.928	22099.801	13.040	9.5	-4.9	NO	0.998	NO	bb
7	7 180218M1_10	Standard	50.000	5.03	91314.859	18044.742	63.256	46.4	-7.2	NO	0.998	NO	bb
8	8 180218M1_11	Standard	100.000	5.03	175184.813	14531.385	150.695	111.2	11.2	NO	0.998	NO	bb
9	9 180218M1_12	Standard	250.000	5.03	439364.125	17102.057	321.134	239.8	-4.1	NO	0.998	NO	bb
10	10 180218M1_13	Standard	500.000	5.03	834610.625	15865.621	657.562	503.4	0.7	NO	0.998	NO	bb

Vista Analytical Laboratory

Dataset: F:\Projects\PFAS.PRO\Results\180218M1\180218M1-CRV.qld

Last Altered: Sunday, February 18, 2018 16:51:38 Pacific Standard Time

Printed: Sunday, February 18, 2018 16:58:51 Pacific Standard Time

**Compound name: 8:2 FTS**

Coefficient of Determination: R<sup>2</sup> = 0.998934

Calibration curve:  $-6.56618e-005 * x^2 + 0.193315 * x + -0.0152542$

Response type: Internal Std ( Ref 40 ), Area \* ( IS Conc. / IS Area )

Curve type: 2nd Order, Origin: Include, Weighting: 1/x, Axis trans: None

#	Name	Type	Std. Conc	RT	Area	IS Area	Response	Conc.	%Dev	Conc. Flag	CoD	CoD Flag	x=excluded
1	1 180218M1_4	Standard	0.250	5.00	47.994	21630.664	0.028	0.2	-11.0	NO	0.999	NO	MM
2	2 180218M1_5	Standard	0.500	5.00	135.895	25558.916	0.066	0.4	-15.4	NO	0.999	NO	bb
3	3 180218M1_6	Standard	1.000	5.00	427.161	26311.158	0.203	1.1	12.9	NO	0.999	NO	bb
4	4 180218M1_7	Standard	2.000	5.00	801.097	32359.881	0.309	1.7	-16.0	NO	0.999	NO	bb
5	5 180218M1_8	Standard	5.000	4.99	2045.372	29764.002	0.859	4.5	-9.4	NO	0.999	NO	bb
6	6 180218M1_9	Standard	10.000	5.00	4878.769	29152.197	2.092	10.9	9.4	NO	0.999	NO	bb
7	7 180218M1_10	Standard	50.000	4.99	17887.109	23356.525	9.573	50.5	0.9	NO	0.999	NO	bb
8	8 180218M1_11	Standard	100.000	5.00	34237.586	24267.186	17.636	94.3	-5.7	NO	0.999	NO	bb
9	9 180218M1_12	Standard	250.000	4.99	77485.547	21225.953	45.631	258.9	3.6	NO	0.999	NO	bb
10	10 180218M1_13	Standard	500.000	4.99	138260.359	21681.844	79.710	496.0	-0.8	NO	0.999	NO	bb

**Compound name: PFNS**

Coefficient of Determination: R<sup>2</sup> = 0.995875

Calibration curve:  $7.79371e-005 * x^2 + 0.823785 * x + 0.0283391$

Response type: Internal Std ( Ref 43 ), Area \* ( IS Conc. / IS Area )

Curve type: 2nd Order, Origin: Exclude, Weighting: 1/x, Axis trans: None

#	Name	Type	Std. Conc	RT	Area	IS Area	Response	Conc.	%Dev	Conc. Flag	CoD	CoD Flag	x=excluded
1	1 180218M1_4	Standard	0.250	5.10	71.727	4809.568	0.186	0.2	-23.2	NO	0.996	NO	MM
2	2 180218M1_5	Standard	0.500	5.09	237.086	6370.066	0.465	0.5	6.1	NO	0.996	NO	bb
3	3 180218M1_6	Standard	1.000	5.09	393.438	6822.882	0.721	0.8	-15.9	NO	0.996	NO	MM
4	4 180218M1_7	Standard	2.000	5.09	907.128	6088.320	1.862	2.2	11.3	NO	0.996	NO	MM
5	5 180218M1_8	Standard	5.000	5.09	1998.204	6328.613	3.947	4.8	-4.9	NO	0.996	NO	MM
6	6 180218M1_9	Standard	10.000	5.09	5129.385	6818.537	9.403	11.4	13.7	NO	0.996	NO	bb
7	7 180218M1_10	Standard	50.000	5.09	19435.213	5015.366	48.439	58.4	16.9	NO	0.996	NO	MM
8	8 180218M1_11	Standard	100.000	5.09	33348.691	4866.807	85.653	102.9	2.9	NO	0.996	NO	MM
9	9 180218M1_12	Standard	250.000	5.09	72606.883	4717.819	192.374	228.5	-8.6	NO	0.996	NO	MM
10	10 180218M1_13	Standard	500.000	5.09	142285.375	4047.502	439.423	508.9	1.8	NO	0.996	NO	MM

Dataset: F:\Projects\PFAS.PRO\Results\180218M1\180218M1-CRV.qld

Last Altered: Sunday, February 18, 2018 16:51:38 Pacific Standard Time

Printed: Sunday, February 18, 2018 16:58:51 Pacific Standard Time

**Compound name: N-MeFOSAA**

Coefficient of Determination: R<sup>2</sup> = 0.998481

Calibration curve: -0.000159644 \* x<sup>2</sup> + 1.4326 \* x + -0.125101

Response type: Internal Std ( Ref 45 ), Area \* ( IS Conc. / IS Area )

Curve type: 2nd Order, Origin: Include, Weighting: 1/x, Axis trans: None

	# Name	Type	Std. Conc	RT	Area	IS Area	Response	Conc.	%Dev	Conc. Flag	CoD	CoD Flag	x=excluded
1	1 180218M1_4	Standard	0.250	5.18	113.389	7182.565	0.197	0.2	-10.0	NO	0.998	NO	bb
2	2 180218M1_5	Standard	0.500	5.18	402.141	8781.959	0.572	0.5	-2.6	NO	0.998	NO	bb
3	3 180218M1_6	Standard	1.000	5.18	984.265	9142.225	1.346	1.0	2.7	NO	0.998	NO	bb
4	4 180218M1_7	Standard	2.000	5.18	1929.251	9495.796	2.540	1.9	-7.0	NO	0.998	NO	bb
5	5 180218M1_8	Standard	5.000	5.18	4825.619	9491.796	6.355	4.5	-9.5	NO	0.998	NO	bb
6	6 180218M1_9	Standard	10.000	5.18	10658.747	9987.742	13.340	9.4	-5.9	NO	0.998	NO	bb
7	7 180218M1_10	Standard	50.000	5.18	42815.215	7558.477	70.807	49.8	-0.4	NO	0.998	NO	bb
8	8 180218M1_11	Standard	100.000	5.18	82579.406	7801.646	132.311	93.4	-6.6	NO	0.998	NO	bb
9	9 180218M1_12	Standard	250.000	5.18	196503.516	6696.896	366.781	263.9	5.5	NO	0.998	NO	bb
10	10 180218M1_13	Standard	500.000	5.18	354541.406	6626.476	668.797	494.1	-1.2	NO	0.998	NO	bb

**Compound name: N-EtFOSAA**

Coefficient of Determination: R<sup>2</sup> = 0.999741

Calibration curve: -0.000194122 \* x<sup>2</sup> + 0.999454 \* x + -0.000977707

Response type: Internal Std ( Ref 46 ), Area \* ( IS Conc. / IS Area )

Curve type: 2nd Order, Origin: Include, Weighting: 1/x, Axis trans: None

	# Name	Type	Std. Conc	RT	Area	IS Area	Response	Conc.	%Dev	Conc. Flag	CoD	CoD Flag	x=excluded
1	1 180218M1_4	Standard	0.250	5.34	159.252	8277.658	0.240	0.2	-3.4	NO	1.000	NO	bb
2	2 180218M1_5	Standard	0.500	5.33	406.934	8308.526	0.612	0.6	22.7	NO	1.000	NO	bb
3	3 180218M1_6	Standard	1.000	5.33	794.217	11745.028	0.845	0.8	-15.3	NO	1.000	NO	bb
4	4 180218M1_7	Standard	2.000	5.33	1350.649	10043.899	1.681	1.7	-15.8	NO	1.000	NO	bb
5	5 180218M1_8	Standard	5.000	5.33	3870.784	9413.126	5.140	5.1	3.0	NO	1.000	NO	bb
6	6 180218M1_9	Standard	10.000	5.34	8765.343	10217.835	10.723	10.8	7.5	NO	1.000	NO	bb
7	7 180218M1_10	Standard	50.000	5.34	35863.004	8908.646	50.321	50.9	1.7	NO	1.000	NO	bb
8	8 180218M1_11	Standard	100.000	5.34	69921.180	8914.057	98.049	100.0	0.0	NO	1.000	NO	bb
9	9 180218M1_12	Standard	250.000	5.33	150161.547	7983.300	235.118	247.1	-1.2	NO	1.000	NO	bb
10	10 180218M1_13	Standard	500.000	5.33	249612.891	6897.000	452.394	501.5	0.3	NO	1.000	NO	bb



Dataset: F:\Projects\PFAS.PRO\Results\180218M1\180218M1-CRV.qld

Last Altered: Sunday, February 18, 2018 17:06:20 Pacific Standard Time  
 Printed: Sunday, February 18, 2018 17:07:56 Pacific Standard Time

Method: F:\Projects\PFAS.PRO\MethDB\PFAS\_FULL\_80C\_021318.mdb 15 Feb 2018 10:31:04  
 Calibration: F:\Projects\PFAS.PRO\CurveDB\C18\_VAL-PFAS\_Q4\_02-18-18-FULL.cdb 18 Feb 2018 17:06:20

**Compound name: PFUDa**

Coefficient of Determination: R<sup>2</sup> = 0.999679  
 Calibration curve:  $-7.56914e-005 * x^2 + 0.972189 * x + 0.0865871$   
 Response type: Internal Std ( Ref 47 ), Area \* ( IS Conc. / IS Area )  
 Curve type: 2nd Order, Origin: Exclude, Weighting: 1/x, Axis trans: None

#	Name	Type	Std. Conc	RT	Area	IS Area	Response	Conc.	%Dev	Conc. Flag	CoD	CoD Flag	x=excluded
1	1 180218M1_4	Standard	0.250	5.35	424.718	19605.688	0.271	0.2	-24.2	NO	1.000	NO	bb
2	2 180218M1_5	Standard	0.500	5.35	1226.689	28127.822	0.545	0.5	-5.7	NO	1.000	NO	bb
3	3 180218M1_6	Standard	1.000	5.35	2395.452	25413.758	1.178	1.1	12.3	NO	1.000	NO	bb
4	4 180218M1_7	Standard	2.000	5.36	4134.367	25009.582	2.066	2.0	1.8	NO	1.000	NO	bb
5	5 180218M1_8	Standard	5.000	5.35	10990.204	26300.879	5.223	5.3	5.7	NO	1.000	NO	bb
6	6 180218M1_9	Standard	10.000	5.35	23165.793	26072.547	11.106	11.3	13.5	NO	1.000	NO	bb
7	7 180218M1_10	Standard	50.000	5.35	82631.211	21938.926	47.080	48.5	-3.0	NO	1.000	NO	bb
8	8 180218M1_11	Standard	100.000	5.35	160743.734	20934.395	95.981	99.4	-0.6	NO	1.000	NO	bb
9	9 180218M1_12	Standard	250.000	5.35	419391.625	21968.379	238.634	250.2	0.1	NO	1.000	NO	bb
10	10 180218M1_13	Standard	500.000	5.36	711937.625	19041.072	467.370	500.1	0.0	NO	1.000	NO	MM

**Compound name: PFDS**

Correlation coefficient: r = 0.995588, r<sup>2</sup> = 0.991196  
 Calibration curve:  $0.32292 * x + 0.0178887$   
 Response type: Internal Std ( Ref 48 ), Area \* ( IS Conc. / IS Area )  
 Curve type: Linear, Origin: Exclude, Weighting: 1/x, Axis trans: None

#	Name	Type	Std. Conc	RT	Area	IS Area	Response	Conc.	%Dev	Conc. Flag	CoD	CoD Flag	x=excluded
1	1 180218M1_4	Standard	0.250	5.40	105.117	17400.580	0.076	0.2	-28.6	NO	0.991	NO	bb
2	2 180218M1_5	Standard	0.500	5.39	306.981	18522.564	0.207	0.6	17.2	NO	0.991	NO	bb
3	3 180218M1_6	Standard	1.000	5.40	568.366	23494.191	0.302	0.9	-11.9	NO	0.991	NO	bb
4	4 180218M1_7	Standard	2.000	5.40	1210.992	19942.699	0.759	2.3	14.8	NO	0.991	NO	bb
5	5 180218M1_8	Standard	5.000	5.40	2824.154	21943.684	1.609	4.9	-1.5	NO	0.991	NO	bb
6	6 180218M1_9	Standard	10.000	5.40	5952.927	25042.195	2.971	9.1	-8.5	NO	0.991	NO	bb
7	7 180218M1_10	Standard	50.000	5.40	25689.018	15926.432	20.162	62.4	24.8	NO	0.991	NO	bb
8	8 180218M1_11	Standard	100.000	5.40	45259.742	17980.111	31.465	97.4	-2.6	NO	0.991	NO	bb
9	9 180218M1_12	Standard	250.000	5.40	108479.844	17422.070	77.832	241.0	-3.6	NO	0.991	NO	bb
10	10 180218M1_13	Standard	500.000	5.40	189903.469	17139.375	138.499	428.8	-14.2	NO	0.991	NO	bbX



Dataset: F:\Projects\PFAS.PRO\Results\180218M1\180218M1-CRV.qld

Last Altered: Sunday, February 18, 2018 16:51:38 Pacific Standard Time

Printed: Sunday, February 18, 2018 16:58:51 Pacific Standard Time

**Compound name: PFDoA**

Coefficient of Determination: R<sup>2</sup> = 0.998578

Calibration curve: -0.000336186 \* x<sup>2</sup> + 1.30032 \* x + -0.00128491

Response type: Internal Std ( Ref 48 ), Area \* ( IS Conc. / IS Area )

Curve type: 2nd Order, Origin: Exclude, Weighting: 1/x, Axis trans: None

#	Name	Type	Std. Conc	RT	Area	IS Area	Response	Conc.	%Dev	Conc. Flag	CoD	CoD Flag	x=excluded
1	1 180218M1_4	Standard	0.250	5.64	500.655	17400.580	0.360	0.3	11.0	NO	0.999	NO	bb
2	2 180218M1_5	Standard	0.500	5.64	1010.624	18522.564	0.682	0.5	5.1	NO	0.999	NO	bd
3	3 180218M1_6	Standard	1.000	5.64	2128.813	23494.191	1.133	0.9	-12.8	NO	0.999	NO	bb
4	4 180218M1_7	Standard	2.000	5.64	4942.570	19942.699	3.098	2.4	19.2	NO	0.999	NO	bb
5	5 180218M1_8	Standard	5.000	5.64	10424.812	21943.684	5.938	4.6	-8.5	NO	0.999	NO	bb
6	6 180218M1_9	Standard	10.000	5.64	20485.984	25042.195	10.226	7.9	-21.2	NO	0.999	NO	bb
7	7 180218M1_10	Standard	50.000	5.64	86105.594	15926.432	67.581	52.7	5.4	NO	0.999	NO	bb
8	8 180218M1_11	Standard	100.000	5.64	189663.078	17980.111	131.856	104.2	4.2	NO	0.999	NO	bb
9	9 180218M1_12	Standard	250.000	5.64	411586.563	17422.070	295.305	242.3	-3.1	NO	0.999	NO	bb
10	10 180218M1_13	Standard	500.000	5.64	780423.875	17139.375	569.175	503.2	0.6	NO	0.999	NO	bb

**Compound name: N-MeFOSA**

Correlation coefficient: r = 0.997073, r<sup>2</sup> = 0.994154

Calibration curve: 0.862014 \* x + 0.507162

Response type: Internal Std ( Ref 49 ), Area \* ( IS Conc. / IS Area )

Curve type: Linear, Origin: Include, Weighting: 1/x, Axis trans: None

#	Name	Type	Std. Conc	RT	Area	IS Area	Response	Conc.	%Dev	Conc. Flag	CoD	CoD Flag	x=excluded
1	1 180218M1_4	Standard	1.250	5.73	279.661	33001.176	1.271	0.9	-29.1	NO	0.994	NO	bb
2	2 180218M1_5	Standard	2.500	5.73	678.133	38809.063	2.621	2.5	-1.9	NO	0.994	NO	bb
3	3 180218M1_6	Standard	5.000	5.73	1438.769	42099.746	5.126	5.4	7.2	NO	0.994	NO	bb
4	4 180218M1_7	Standard	10.000	5.73	2664.828	37839.484	10.564	11.7	16.7	NO	0.994	NO	bb
5	5 180218M1_8	Standard	25.000	5.73	6376.584	37814.875	25.294	28.8	15.0	NO	0.994	NO	bb
6	6 180218M1_9	Standard	50.000	5.73	12974.367	38848.863	50.096	57.5	15.1	NO	0.994	NO	bb
7	7 180218M1_10	Standard	250.000	5.73	54357.992	32948.082	247.471	286.5	14.6	NO	0.994	NO	bb
8	8 180218M1_11	Standard	500.000	5.73	100154.672	31082.824	483.328	560.1	12.0	NO	0.994	NO	bb
9	9 180218M1_12	Standard	1250.000	5.73	235066.125	31491.732	1119.656	1298.3	3.9	NO	0.994	NO	bb
10	10 180218M1_13	Standard	2500.000	5.73	402840.375	29920.963	2019.522	2342.2	-6.3	NO	0.994	NO	bb

Dataset: F:\Projects\PFAS.PRO\Results\180218M1\180218M1-CRV.qld

Last Altered: Sunday, February 18, 2018 16:51:38 Pacific Standard Time

Printed: Sunday, February 18, 2018 16:58:51 Pacific Standard Time

**Compound name: PFTrDA**

Coefficient of Determination:  $R^2 = 0.994373$

Calibration curve:  $-0.000721533 * x^2 + 1.46796 * x + -0.0761358$

Response type: Internal Std ( Ref 48 ), Area \* ( IS Conc. / IS Area )

Curve type: 2nd Order, Origin: Exclude, Weighting: 1/x, Axis trans: None

#	Name	Type	Std. Conc	RT	Area	IS Area	Response	Conc.	%Dev	Conc. Flag	CoD	CoD Flag	x=excluded
1	1 180218M1_4	Standard	0.250	5.89	483.259	17400.580	0.347	0.3	15.4	NO	0.994	NO	bb
2	2 180218M1_5	Standard	0.500	5.89	1175.530	18522.564	0.793	0.6	18.5	NO	0.994	NO	bb
3	3 180218M1_6	Standard	1.000	5.89	2327.699	23494.191	1.238	0.9	-10.4	NO	0.994	NO	bb
4	4 180218M1_7	Standard	2.000	5.89	4877.196	19942.699	3.057	2.1	6.8	NO	0.994	NO	bb
5	5 180218M1_8	Standard	5.000	5.89	11426.066	21943.684	6.509	4.5	-10.1	NO	0.994	NO	bb
6	6 180218M1_9	Standard	10.000	5.89	21934.729	25042.195	10.949	7.5	-24.6	NO	0.994	NO	bb
7	7 180218M1_10	Standard	50.000	5.89	101700.953	15926.432	79.821	56.0	11.9	NO	0.994	NO	bb
8	8 180218M1_11	Standard	100.000	5.89	176037.375	17980.111	122.383	87.2	-12.8	NO	0.994	NO	bb
9	9 180218M1_12	Standard	250.000	5.89	477044.406	17422.070	342.270	268.7	7.5	NO	0.994	NO	bb
10	10 180218M1_13	Standard	500.000	5.89	748603.250	17139.375	545.967	490.0	-2.0	NO	0.994	NO	bb

**Compound name: PFTeDA**

Coefficient of Determination:  $R^2 = 0.998909$

Calibration curve:  $-0.000610423 * x^2 + 1.95392 * x + 0.159727$

Response type: Internal Std ( Ref 50 ), Area \* ( IS Conc. / IS Area )

Curve type: 2nd Order, Origin: Exclude, Weighting: 1/x, Axis trans: None

#	Name	Type	Std. Conc	RT	Area	IS Area	Response	Conc.	%Dev	Conc. Flag	CoD	CoD Flag	x=excluded
1	1 180218M1_4	Standard	0.250	6.11	345.284	6997.710	0.617	0.2	-6.4	NO	0.999	NO	bb
2	2 180218M1_5	Standard	0.500	6.11	676.393	7725.570	1.094	0.5	-4.3	NO	0.999	NO	bb
3	3 180218M1_6	Standard	1.000	6.11	1543.903	9074.017	2.127	1.0	0.7	NO	0.999	NO	bb
4	4 180218M1_7	Standard	2.000	6.11	2759.714	7851.173	4.394	2.2	8.4	NO	0.999	NO	bb
5	5 180218M1_8	Standard	5.000	6.11	7444.409	9593.513	9.700	4.9	-2.2	NO	0.999	NO	bb
6	6 180218M1_9	Standard	10.000	6.11	16302.680	10207.544	19.964	10.2	1.7	NO	0.999	NO	bb
7	7 180218M1_10	Standard	50.000	6.11	63667.418	7785.145	102.226	53.1	6.2	NO	0.999	NO	bb
8	8 180218M1_11	Standard	100.000	6.11	131104.109	9055.621	180.971	95.4	-4.6	NO	0.999	NO	bb
9	9 180218M1_12	Standard	250.000	6.11	337990.094	9332.843	452.689	251.3	0.5	NO	0.999	NO	bb
10	10 180218M1_13	Standard	500.000	6.11	487654.344	10893.836	559.553	317.9	-36.4	YES	0.999	NO	dbX

Dataset: F:\Projects\PFAS.PRO\Results\180218M1\180218M1-CRV.qld

Last Altered: Sunday, February 18, 2018 16:51:38 Pacific Standard Time  
 Printed: Sunday, February 18, 2018 16:58:51 Pacific Standard Time

**Compound name: N-EtFOSA**

Coefficient of Determination:  $R^2 = 0.999684$

Calibration curve:  $-2.57802e-005 * x^2 + 0.882297 * x + 0.0721901$

Response type: Internal Std ( Ref 51 ), Area \* ( IS Conc. / IS Area )

Curve type: 2nd Order, Origin: Exclude, Weighting: 1/x, Axis trans: None

	# Name	Type	Std. Conc	RT	Area	IS Area	Response	Conc.	%Dev	Conc. Flag	CoD	CoD Flag	x=excluded
1	1 180218M1_4	Standard	1.250	6.15	361.546	50103.109	1.082	1.1	-8.4	NO	1.000	NO	bb
2	2 180218M1_5	Standard	2.500	6.14	872.712	58106.680	2.253	2.5	-1.1	NO	1.000	NO	bb
3	3 180218M1_6	Standard	5.000	6.15	1937.021	64592.953	4.498	5.0	0.3	NO	1.000	NO	bb
4	4 180218M1_7	Standard	10.000	6.14	3367.803	56483.109	8.944	10.1	0.6	NO	1.000	NO	bb
5	5 180218M1_8	Standard	25.000	6.14	8606.446	57129.711	22.597	25.5	2.2	NO	1.000	NO	bb
6	6 180218M1_9	Standard	50.000	6.15	18073.768	59511.324	45.555	51.6	3.3	NO	1.000	NO	bb
7	7 180218M1_10	Standard	250.000	6.14	73769.164	47780.465	231.588	264.4	5.8	NO	1.000	NO	bb
8	8 180218M1_11	Standard	500.000	6.15	135063.781	47282.352	428.481	492.7	-1.5	NO	1.000	NO	bb
9	9 180218M1_12	Standard	1250.000	6.15	302820.719	43405.789	1046.476	1230.2	-1.6	NO	1.000	NO	bb
10	10 180218M1_13	Standard	2500.000	6.15	514750.281	37614.172	2052.751	2510.7	0.4	NO	1.000	NO	bb

**Compound name: PFHxDA**

Coefficient of Determination:  $R^2 = 0.999239$

Calibration curve:  $-0.000352727 * x^2 + 0.67641 * x + 0.0555845$

Response type: Internal Std ( Ref 52 ), Area \* ( IS Conc. / IS Area )

Curve type: 2nd Order, Origin: Exclude, Weighting: 1/x, Axis trans: None

	# Name	Type	Std. Conc	RT	Area	IS Area	Response	Conc.	%Dev	Conc. Flag	CoD	CoD Flag	x=excluded
1	1 180218M1_4	Standard	0.250	6.44	248.508	4707.934	0.264	0.3	23.2	NO	0.999	NO	bb
2	2 180218M1_5	Standard	0.500	6.44	373.274	5298.218	0.352	0.4	-12.3	NO	0.999	NO	bb
3	3 180218M1_6	Standard	1.000	6.44	847.643	6331.096	0.669	0.9	-9.2	NO	0.999	NO	bb
4	4 180218M1_7	Standard	2.000	6.44	1685.063	6197.346	1.360	1.9	-3.5	NO	0.999	NO	bb
5	5 180218M1_8	Standard	5.000	6.44	4389.001	5803.527	3.781	5.5	10.5	NO	0.999	NO	bb
6	6 180218M1_9	Standard	10.000	6.44	9083.556	7293.978	6.227	9.2	-8.3	NO	0.999	NO	bb
7	7 180218M1_10	Standard	50.000	6.44	34244.770	5335.407	32.092	48.6	-2.8	NO	0.999	NO	bb
8	8 180218M1_11	Standard	100.000	6.44	71189.133	5403.413	65.874	102.8	2.8	NO	0.999	NO	bb
9	9 180218M1_12	Standard	250.000	6.44	184217.422	6281.834	146.627	249.0	-0.4	NO	0.999	NO	bb
10	10 180218M1_13	Standard	500.000	6.44	331097.938	7679.815	215.564	403.5	-19.3	NO	0.999	NO	bbX

Dataset: F:\Projects\PFAS.PRO\Results\180218M1\180218M1-CRV.qld

Last Altered: Sunday, February 18, 2018 16:51:38 Pacific Standard Time  
 Printed: Sunday, February 18, 2018 16:58:51 Pacific Standard Time

**Compound name: PFODA**

Coefficient of Determination: R<sup>2</sup> = 0.999840

Calibration curve:  $-0.000542704 * x^2 + 0.834333 * x + 0.00245014$

Response type: Internal Std ( Ref 52 ), Area \* ( IS Conc. / IS Area )

Curve type: 2nd Order, Origin: Include, Weighting: 1/x, Axis trans: None

#	Name	Type	Std. Conc	RT	Area	IS Area	Response	Conc.	%Dev	Conc. Flag	CoD	CoD Flag	x=excluded
1	1 180218M1_4	Standard	0.250	6.68	208.717	4707.934	0.222	0.3	5.1	NO	1.000	NO	bb
2	2 180218M1_5	Standard	0.500	6.68	419.195	5298.218	0.396	0.5	-5.7	NO	1.000	NO	bb
3	3 180218M1_6	Standard	1.000	6.68	1075.607	6331.096	0.849	1.0	1.6	NO	1.000	NO	bb
4	4 180218M1_7	Standard	2.000	6.68	1985.017	6197.346	1.602	1.9	-4.1	NO	1.000	NO	bb
5	5 180218M1_8	Standard	5.000	6.68	5009.167	5803.527	4.316	5.2	3.7	NO	1.000	NO	bb
6	6 180218M1_9	Standard	10.000	6.68	12083.087	7293.978	8.283	10.0	-0.1	NO	1.000	NO	MM
7	7 180218M1_10	Standard	50.000	6.68	43913.293	5335.407	41.153	51.0	2.0	NO	1.000	NO	bb
8	8 180218M1_11	Standard	100.000	6.68	83025.375	5403.413	76.827	98.4	-1.6	NO	1.000	NO	bb
9	9 180218M1_12	Standard	250.000	6.68	219837.875	6281.834	174.979	250.6	0.2	NO	1.000	NO	bb
10	10 180218M1_13	Standard	500.000	6.68	451346.000	7679.815	293.852	546.4	9.3	NO	1.000	NO	bbX

**Compound name: N-MeFOSE**

Coefficient of Determination: R<sup>2</sup> = 0.997652

Calibration curve:  $-0.00087746 * x^2 + 1.2532 * x + -0.359707$

Response type: Internal Std ( Ref 53 ), Area \* ( IS Conc. / IS Area )

Curve type: 2nd Order, Origin: Exclude, Weighting: 1/x, Axis trans: None

#	Name	Type	Std. Conc	RT	Area	IS Area	Response	Conc.	%Dev	Conc. Flag	CoD	CoD Flag	x=excluded
1	1 180218M1_4	Standard	1.250	6.31	481.294	47594.563	1.517	1.5	19.9	NO	0.998	NO	bb
2	2 180218M1_5	Standard	2.500	6.31	876.668	57105.238	2.303	2.1	-14.9	NO	0.998	NO	bb
3	3 180218M1_6	Standard	5.000	6.31	2224.987	53133.387	6.281	5.3	6.4	NO	0.998	NO	bb
4	4 180218M1_7	Standard	10.000	6.31	3146.656	42902.219	11.002	9.1	-8.8	NO	0.998	NO	bb
5	5 180218M1_8	Standard	25.000	6.31	9225.139	51768.125	26.730	22.0	-12.2	NO	0.998	NO	bb
6	6 180218M1_9	Standard	50.000	6.31	18624.766	42231.039	66.153	55.2	10.4	NO	0.998	NO	MM
7	7 180218M1_10	Standard	250.000	6.31	63732.355	37361.953	255.871	247.3	-1.1	NO	0.998	NO	MM
8	8 180218M1_11	Standard	500.000	6.31	117370.117	43194.156	407.590	501.9	0.4	NO	0.998	NO	bb
9	9 180218M1_12	Standard	1250.000	6.31	309890.406	39576.789	1174.516			NO	0.998	NO	bbXI
10	10 180218M1_13	Standard	2500.000	6.31	605693.688	34843.934	2607.457			NO	0.998	NO	MMXI

Dataset: F:\Projects\PFAS.PRO\Results\180218M1\180218M1-CRV.qld

Last Altered: Sunday, February 18, 2018 16:51:38 Pacific Standard Time

Printed: Sunday, February 18, 2018 16:58:51 Pacific Standard Time

**Compound name: N-EtFOSE**

Correlation coefficient:  $r = 0.999263$ ,  $r^2 = 0.998527$

Calibration curve:  $1.24921 * x + 0.0730082$

Response type: Internal Std ( Ref 54 ), Area \* ( IS Conc. / IS Area )

Curve type: Linear, Origin: Exclude, Weighting: 1/x, Axis trans: None

#	Name	Type	Std. Conc	RT	Area	IS Area	Response	Conc.	%Dev	Conc. Flag	CoD	CoD Flag	x=excluded
1	1 180218M1_4	Standard	1.250	6.46	391.115	34589.500	1.696	1.3	3.9	NO	0.999	NO	bb
2	2 180218M1_5	Standard	2.500	6.46	891.913	41626.652	3.214	2.5	0.6	NO	0.999	NO	bb
3	3 180218M1_6	Standard	5.000	6.46	1929.073	46462.426	6.228	4.9	-1.5	NO	0.999	NO	bb
4	4 180218M1_7	Standard	10.000	6.46	3520.604	39255.426	13.453	10.7	7.1	NO	0.999	NO	bb
5	5 180218M1_8	Standard	25.000	6.46	11425.670	45237.031	37.886	30.3	21.1	NO	0.999	NO	bb
6	6 180218M1_9	Standard	50.000	6.46	16439.338	49934.574	49.383	39.5	-21.1	NO	0.999	NO	MM
7	7 180218M1_10	Standard	250.000	6.46	70964.289	36791.957	289.320	231.5	-7.4	NO	0.999	NO	bb
8	8 180218M1_11	Standard	500.000	6.46	159375.859	40222.270	594.357	475.7	-4.9	NO	0.999	NO	bb
9	9 180218M1_12	Standard	1250.000	6.46	385176.313	36878.711	1566.661	1254.1	0.3	NO	0.999	NO	MM
10	10 180218M1_13	Standard	2500.000	6.46	681317.875	32166.830	3177.114	2543.2	1.7	NO	0.999	NO	MM

**Compound name: 13C3-PFBA**

Response Factor: 0.925828

RRF SD: 0.0271568, Relative SD: 2.93324

Response type: Internal Std ( Ref 55 ), Area \* ( IS Conc. / IS Area )

Curve type: RF

#	Name	Type	Std. Conc	RT	Area	IS Area	Response	Conc.	%Dev	Conc. Flag	CoD	CoD Flag	x=excluded
1	1 180218M1_4	Standard	12.500	1.34	13367.101	13784.546	12.121	13.1	4.7	NO		NO	MM
2	2 180218M1_5	Standard	12.500	1.33	18909.869	20867.650	11.327	12.2	-2.1	NO		NO	MM
3	3 180218M1_6	Standard	12.500	1.33	21719.051	23024.299	11.791	12.7	1.9	NO		NO	MM
4	4 180218M1_7	Standard	12.500	1.34	18761.344	20262.223	11.574	12.5	0.0	NO		NO	MM
5	5 180218M1_8	Standard	12.500	1.34	19498.176	20204.725	12.063	13.0	4.2	NO		NO	MM
6	6 180218M1_9	Standard	12.500	1.34	20779.520	22493.109	11.548	12.5	-0.2	NO		NO	MM
7	7 180218M1_10	Standard	12.500	1.33	16413.410	18343.314	11.185	12.1	-3.4	NO		NO	MM
8	8 180218M1_11	Standard	12.500	1.34	15869.306	17030.205	11.648	12.6	0.6	NO		NO	MM
9	9 180218M1_12	Standard	12.500	1.34	15812.923	17527.797	11.277	12.2	-2.6	NO		NO	MM
10	10 180218M1_13	Standard	12.500	1.34	14891.608	16629.203	11.194	12.1	-3.3	NO		NO	MM

Dataset: F:\Projects\PFAS.PRO\Results\180218M1\180218M1-CRV.qld

Last Altered: Sunday, February 18, 2018 16:51:38 Pacific Standard Time

Printed: Sunday, February 18, 2018 16:58:51 Pacific Standard Time

**Compound name: 13C3-PFPeA**

Response Factor: 0.885485

RRF SD: 0.0424836, Relative SD: 4.79777

Response type: Internal Std ( Ref 56 ), Area \* ( IS Conc. / IS Area )

Curve type: RF

	#	Name	Type	Std. Conc	RT	Area	IS Area	Response	Conc.	%Dev	Conc. Flag	CoD	CoD Flag	x=excluded
1	1	180218M1_4	Standard	12.500	2.29	18391.896	20741.215	11.084	12.5	0.1	NO		NO	MM
2	2	180218M1_5	Standard	12.500	2.29	21044.570	22649.922	11.614	13.1	4.9	NO		NO	bb
3	3	180218M1_6	Standard	12.500	2.29	23814.064	26934.363	11.052	12.5	-0.2	NO		NO	bb
4	4	180218M1_7	Standard	12.500	2.29	21822.906	27084.648	10.072	11.4	-9.0	NO		NO	bb
5	5	180218M1_8	Standard	12.500	2.29	21107.832	23711.941	11.127	12.6	0.5	NO		NO	bb
6	6	180218M1_9	Standard	12.500	2.29	22919.074	25625.172	11.180	12.6	1.0	NO		NO	bb
7	7	180218M1_10	Standard	12.500	2.29	18580.521	21451.451	10.827	12.2	-2.2	NO		NO	bb
8	8	180218M1_11	Standard	12.500	2.29	16793.348	18607.102	11.282	12.7	1.9	NO		NO	bb
9	9	180218M1_12	Standard	12.500	2.29	15985.852	19049.213	10.490	11.8	-5.2	NO		NO	bb
10	10	180218M1_13	Standard	12.500	2.29	15783.729	16498.689	11.958	13.5	8.0	NO		NO	bb

**Compound name: 13C3-PFBS**

Response Factor: 0.127884

RRF SD: 0.00642362, Relative SD: 5.02302

Response type: Internal Std ( Ref 56 ), Area \* ( IS Conc. / IS Area )

Curve type: RF

	#	Name	Type	Std. Conc	RT	Area	IS Area	Response	Conc.	%Dev	Conc. Flag	CoD	CoD Flag	x=excluded
1	1	180218M1_4	Standard	12.500	2.56	2744.658	20741.215	1.654	12.9	3.5	NO		NO	bb
2	2	180218M1_5	Standard	12.500	2.57	3167.830	22649.922	1.748	13.7	9.4	NO		NO	bb
3	3	180218M1_6	Standard	12.500	2.56	3489.968	26934.363	1.620	12.7	1.3	NO		NO	bb
4	4	180218M1_7	Standard	12.500	2.57	3267.057	27084.648	1.508	11.8	-5.7	NO		NO	bb
5	5	180218M1_8	Standard	12.500	2.56	3171.441	23711.941	1.672	13.1	4.6	NO		NO	bb
6	6	180218M1_9	Standard	12.500	2.56	3224.466	25625.172	1.573	12.3	-1.6	NO		NO	bb
7	7	180218M1_10	Standard	12.500	2.56	2522.213	21451.451	1.470	11.5	-8.1	NO		NO	bb
8	8	180218M1_11	Standard	12.500	2.57	2368.858	18607.102	1.591	12.4	-0.4	NO		NO	bb
9	9	180218M1_12	Standard	12.500	2.56	2392.729	19049.213	1.570	12.3	-1.8	NO		NO	bb
10	10	180218M1_13	Standard	12.500	2.57	2085.027	16498.689	1.580	12.4	-1.2	NO		NO	bb

Dataset: F:\Projects\PFAS.PRO\Results\180218M1\180218M1-CRV.qld

Last Altered: Sunday, February 18, 2018 16:51:38 Pacific Standard Time

Printed: Sunday, February 18, 2018 16:58:51 Pacific Standard Time

**Compound name: 13C2-PFHxA**

Response Factor: 0.755445

RRF SD: 0.0541976, Relative SD: 7.17426

Response type: Internal Std ( Ref 56 ), Area \* ( IS Conc. / IS Area )

Curve type: RF

	# Name	Type	Std. Conc	RT	Area	IS Area	Response	Conc.	%Dev	Conc. Flag	CoD	CoD Flag	x=excluded
1	1 180218M1_4	Standard	5.000	3.06	6153.449	20741.215	3.708	4.9	-1.8	NO		NO	bb
2	2 180218M1_5	Standard	5.000	3.06	6832.511	22649.922	3.771	5.0	-0.2	NO		NO	bb
3	3 180218M1_6	Standard	5.000	3.07	8577.003	26934.363	3.981	5.3	5.4	NO		NO	bb
4	4 180218M1_7	Standard	5.000	3.06	7638.527	27084.648	3.525	4.7	-6.7	NO		NO	bb
5	5 180218M1_8	Standard	5.000	3.07	7234.173	23711.941	3.814	5.0	1.0	NO		NO	bb
6	6 180218M1_9	Standard	5.000	3.07	7262.346	25625.172	3.543	4.7	-6.2	NO		NO	bb
7	7 180218M1_10	Standard	5.000	3.07	5986.163	21451.451	3.488	4.6	-7.7	NO		NO	bb
8	8 180218M1_11	Standard	5.000	3.06	5852.313	18607.102	3.932	5.2	4.1	NO		NO	bb
9	9 180218M1_12	Standard	5.000	3.07	5530.923	19049.213	3.629	4.8	-3.9	NO		NO	bb
10	10 180218M1_13	Standard	5.000	3.07	5783.804	16498.689	4.382	5.8	16.0	NO		NO	bb

**Compound name: 13C4-PFHpA**

Response Factor: 0.769806

RRF SD: 0.0492424, Relative SD: 6.39673

Response type: Internal Std ( Ref 56 ), Area \* ( IS Conc. / IS Area )

Curve type: RF

	# Name	Type	Std. Conc	RT	Area	IS Area	Response	Conc.	%Dev	Conc. Flag	CoD	CoD Flag	x=excluded
1	1 180218M1_4	Standard	12.500	3.69	15659.775	20741.215	9.438	12.3	-1.9	NO		NO	bb
2	2 180218M1_5	Standard	12.500	3.69	18769.922	22649.922	10.359	13.5	7.7	NO		NO	bb
3	3 180218M1_6	Standard	12.500	3.69	20153.842	26934.363	9.353	12.2	-2.8	NO		NO	bb
4	4 180218M1_7	Standard	12.500	3.69	21232.307	27084.648	9.799	12.7	1.8	NO		NO	bb
5	5 180218M1_8	Standard	12.500	3.69	20013.600	23711.941	10.550	13.7	9.6	NO		NO	bb
6	6 180218M1_9	Standard	12.500	3.69	20411.457	25625.172	9.957	12.9	3.5	NO		NO	bb
7	7 180218M1_10	Standard	12.500	3.69	15336.542	21451.451	8.937	11.6	-7.1	NO		NO	bb
8	8 180218M1_11	Standard	12.500	3.69	14824.419	18607.102	9.959	12.9	3.5	NO		NO	bb
9	9 180218M1_12	Standard	12.500	3.69	14141.760	19049.213	9.280	12.1	-3.6	NO		NO	bb
10	10 180218M1_13	Standard	12.500	3.69	11344.015	16498.689	8.595	11.2	-10.7	NO		NO	bb



Dataset: F:\Projects\PFAS.PRO\Results\180218M1\180218M1-CRV.qld

Last Altered: Sunday, February 18, 2018 16:51:38 Pacific Standard Time  
 Printed: Sunday, February 18, 2018 16:58:51 Pacific Standard Time

**Compound name: 18O2-PFHxS**

Response Factor: 0.411847

RRF SD: 0.0351579, Relative SD: 8.53664

Response type: Internal Std ( Ref 57 ), Area \* ( IS Conc. / IS Area )

Curve type: RF

#	Name	Type	Std. Conc	RT	Area	IS Area	Response	Conc.	%Dev	Conc. Flag	CoD	CoD Flag	x=excluded
1	1 180218M1_4	Standard	12.500	3.83	2211.692	5861.376	4.717	11.5	-8.4	NO		NO	bb
2	2 180218M1_5	Standard	12.500	3.84	2591.720	6512.570	4.974	12.1	-3.4	NO		NO	bb
3	3 180218M1_6	Standard	12.500	3.84	2890.396	6635.840	5.445	13.2	5.8	NO		NO	bb
4	4 180218M1_7	Standard	12.500	3.84	2727.273	5621.078	6.065	14.7	17.8	NO		NO	bb
5	5 180218M1_8	Standard	12.500	3.84	2724.174	6232.034	5.464	13.3	6.1	NO		NO	bb
6	6 180218M1_9	Standard	12.500	3.84	2801.103	6854.451	5.108	12.4	-0.8	NO		NO	bb
7	7 180218M1_10	Standard	12.500	3.84	1980.860	5152.646	4.805	11.7	-6.7	NO		NO	bb
8	8 180218M1_11	Standard	12.500	3.84	1967.276	5205.067	4.724	11.5	-8.2	NO		NO	bb
9	9 180218M1_12	Standard	12.500	3.84	2134.837	4945.517	5.396	13.1	4.8	NO		NO	bb
10	10 180218M1_13	Standard	12.500	3.84	1651.434	4316.582	4.782	11.6	-7.1	NO		NO	bb

**Compound name: 13C2-PFOA**

Response Factor: 1.61397

RRF SD: 0.125958, Relative SD: 7.80421

Response type: Internal Std ( Ref 58 ), Area \* ( IS Conc. / IS Area )

Curve type: RF

#	Name	Type	Std. Conc	RT	Area	IS Area	Response	Conc.	%Dev	Conc. Flag	CoD	CoD Flag	x=excluded
1	1 180218M1_4	Standard	12.500	4.21	21630.664	13993.110	19.323	12.0	-4.2	NO		NO	bb
2	2 180218M1_5	Standard	12.500	4.21	25558.916	14953.613	21.365	13.2	5.9	NO		NO	bb
3	3 180218M1_6	Standard	12.500	4.21	26311.158	18702.629	17.585	10.9	-12.8	NO		NO	bb
4	4 180218M1_7	Standard	12.500	4.21	32359.881	18292.930	22.112	13.7	9.6	NO		NO	bb
5	5 180218M1_8	Standard	12.500	4.21	29764.002	19160.477	19.418	12.0	-3.8	NO		NO	bb
6	6 180218M1_9	Standard	12.500	4.21	29152.197	19387.928	18.795	11.6	-6.8	NO		NO	bb
7	7 180218M1_10	Standard	12.500	4.21	23356.525	14086.227	20.726	12.8	2.7	NO		NO	bb
8	8 180218M1_11	Standard	12.500	4.21	24267.186	13480.604	22.502	13.9	11.5	NO		NO	bb
9	9 180218M1_12	Standard	12.500	4.21	21225.953	13878.588	19.118	11.8	-5.2	NO		NO	bb
10	10 180218M1_13	Standard	12.500	4.21	21681.844	13028.646	20.802	12.9	3.1	NO		NO	bb



Dataset: F:\Projects\PFAS.PRO\Results\180218M1\180218M1-CRV.qld

Last Altered: Sunday, February 18, 2018 16:51:38 Pacific Standard Time

Printed: Sunday, February 18, 2018 16:58:51 Pacific Standard Time

**Compound name: 13C5-PFNA**

Response Factor: 1.01171

RRF SD: 0.106287, Relative SD: 10.5057

Response type: Internal Std ( Ref 59 ), Area \* ( IS Conc. / IS Area )

Curve type: RF

	# Name	Type	Std. Conc	RT	Area	IS Area	Response	Conc.	%Dev	Conc. Flag	CoD	CoD Flag	x=excluded
1	1 180218M1_4	Standard	12.500	4.65	19133.188	17385.381	13.757	13.6	8.8	NO		NO	bb
2	2 180218M1_5	Standard	12.500	4.64	26268.590	22433.730	14.637	14.5	15.7	NO		NO	bb
3	3 180218M1_6	Standard	12.500	4.64	23894.801	25745.789	11.601	11.5	-8.3	NO		NO	bb
4	4 180218M1_7	Standard	12.500	4.65	21301.943	20512.273	12.981	12.8	2.6	NO		NO	bb
5	5 180218M1_8	Standard	12.500	4.65	20960.061	22822.809	11.480	11.3	-9.2	NO		NO	bb
6	6 180218M1_9	Standard	12.500	4.65	24236.371	21999.045	13.771	13.6	8.9	NO		NO	bb
7	7 180218M1_10	Standard	12.500	4.65	18231.078	17537.314	12.994	12.8	2.8	NO		NO	bb
8	8 180218M1_11	Standard	12.500	4.65	16037.133	18275.686	10.969	10.8	-13.3	NO		NO	bb
9	9 180218M1_12	Standard	12.500	4.64	17440.805	16218.872	13.442	13.3	6.3	NO		NO	bb
10	10 180218M1_13	Standard	12.500	4.65	14049.024	16213.064	10.832	10.7	-14.4	NO		NO	bb

**Compound name: 13C8-PFOA**

Response Factor: 0.311792

RRF SD: 0.0415945, Relative SD: 13.3404

Response type: Internal Std ( Ref 62 ), Area \* ( IS Conc. / IS Area )

Curve type: RF

	# Name	Type	Std. Conc	RT	Area	IS Area	Response	Conc.	%Dev	Conc. Flag	CoD	CoD Flag	x=excluded
1	1 180218M1_4	Standard	12.500	4.70	5766.710	17804.484	4.049	13.0	3.9	NO		NO	bb
2	2 180218M1_5	Standard	12.500	4.70	7349.050	21189.295	4.335	13.9	11.2	NO		NO	bb
3	3 180218M1_6	Standard	12.500	4.70	8331.993	23154.506	4.498	14.4	15.4	NO		NO	bb
4	4 180218M1_7	Standard	12.500	4.70	7089.710	21886.252	4.049	13.0	3.9	NO		NO	bb
5	5 180218M1_8	Standard	12.500	4.70	7155.839	19560.402	4.573	14.7	17.3	NO		NO	bb
6	6 180218M1_9	Standard	12.500	4.70	7258.003	25831.057	3.512	11.3	-9.9	NO		NO	bb
7	7 180218M1_10	Standard	12.500	4.70	5759.568	25078.209	2.871	9.2	-26.3	NO		NO	bb
8	8 180218M1_11	Standard	12.500	4.70	5350.655	18529.721	3.610	11.6	-7.4	NO		NO	bb
9	9 180218M1_12	Standard	12.500	4.70	4888.120	17007.311	3.593	11.5	-7.8	NO		NO	bb
10	10 180218M1_13	Standard	12.500	4.70	5025.520	16170.798	3.885	12.5	-0.3	NO		NO	bb

Dataset: F:\Projects\PFAS.PRO\Results\180218M1\180218M1-CRV.qld

Last Altered: Sunday, February 18, 2018 16:51:38 Pacific Standard Time

Printed: Sunday, February 18, 2018 16:58:51 Pacific Standard Time

**Compound name: 13C8-PFOS**

Response Factor: 1.01728

RRF SD: 0.0620394, Relative SD: 6.09857

Response type: Internal Std ( Ref 60 ), Area \* ( IS Conc. / IS Area )

Curve type: RF

	# Name	Type	Std. Conc	RT	Area	IS Area	Response	Conc.	%Dev	Conc. Flag	CoD	CoD Flag	x=excluded
1	1 180218M1_4	Standard	12.500	4.73	4809.568	5198.211	11.565	11.4	-9.0	NO		NO	bb
2	2 180218M1_5	Standard	12.500	4.73	6370.066	5949.062	13.385	13.2	5.3	NO		NO	bb
3	3 180218M1_6	Standard	12.500	4.73	6822.882	6252.514	13.640	13.4	7.3	NO		NO	bb
4	4 180218M1_7	Standard	12.500	4.73	6088.320	5633.798	13.508	13.3	6.2	NO		NO	bb
5	5 180218M1_8	Standard	12.500	4.73	6328.613	5883.360	13.446	13.2	5.7	NO		NO	bb
6	6 180218M1_9	Standard	12.500	4.73	6818.537	6664.446	12.789	12.6	0.6	NO		NO	bb
7	7 180218M1_10	Standard	12.500	4.73	5015.366	5404.205	11.601	11.4	-8.8	NO		NO	bb
8	8 180218M1_11	Standard	12.500	4.73	4866.807	4876.666	12.475	12.3	-1.9	NO		NO	bb
9	9 180218M1_12	Standard	12.500	4.73	4717.819	4686.549	12.583	12.4	-1.0	NO		NO	bb
10	10 180218M1_13	Standard	12.500	4.73	4047.502	4158.234	12.167	12.0	-4.3	NO		NO	bb

**Compound name: 13C2-PFDA**

Response Factor: 1.01331

RRF SD: 0.0691848, Relative SD: 6.8276

Response type: Internal Std ( Ref 61 ), Area \* ( IS Conc. / IS Area )

Curve type: RF

	# Name	Type	Std. Conc	RT	Area	IS Area	Response	Conc.	%Dev	Conc. Flag	CoD	CoD Flag	x=excluded
1	1 180218M1_4	Standard	12.500	5.02	19110.514	17365.150	13.756	13.6	8.6	NO		NO	bb
2	2 180218M1_5	Standard	12.500	5.03	18398.459	17306.523	13.289	13.1	4.9	NO		NO	bb
3	3 180218M1_6	Standard	12.500	5.03	23215.186	20636.789	14.062	13.9	11.0	NO		NO	bb
4	4 180218M1_7	Standard	12.500	5.03	20258.809	19972.410	12.679	12.5	0.1	NO		NO	bb
5	5 180218M1_8	Standard	12.500	5.03	19281.213	20514.598	11.748	11.6	-7.2	NO		NO	bb
6	6 180218M1_9	Standard	12.500	5.03	22099.801	21888.523	12.621	12.5	-0.4	NO		NO	bb
7	7 180218M1_10	Standard	12.500	5.03	18044.742	18637.518	12.102	11.9	-4.5	NO		NO	bb
8	8 180218M1_11	Standard	12.500	5.03	14531.385	16149.125	11.248	11.1	-11.2	NO		NO	bb
9	9 180218M1_12	Standard	12.500	5.03	17102.057	16866.328	12.675	12.5	0.1	NO		NO	bb
10	10 180218M1_13	Standard	12.500	5.03	15865.621	15886.296	12.484	12.3	-1.4	NO		NO	bb

Dataset: F:\Projects\PFAS.PRO\Results\180218M1\180218M1-CRV.qld

Last Altered: Sunday, February 18, 2018 16:51:38 Pacific Standard Time

Printed: Sunday, February 18, 2018 16:58:51 Pacific Standard Time

**Compound name: d3-N-MeFOSAA**

Response Factor: 0.404446

RRF SD: 0.0458778, Relative SD: 11.3434

Response type: Internal Std ( Ref 62 ), Area \* ( IS Conc. / IS Area )

Curve type: RF

	# Name	Type	Std. Conc	RT	Area	IS Area	Response	Conc.	%Dev	Conc. Flag	CoD	CoD Flag	x=excluded
1	1 180218M1_4	Standard	12.500	5.17	7182.565	17804.484	5.043	12.5	-0.3	NO		NO	bb
2	2 180218M1_5	Standard	12.500	5.17	8781.959	21189.295	5.181	12.8	2.5	NO		NO	bb
3	3 180218M1_6	Standard	12.500	5.17	9142.225	23154.506	4.935	12.2	-2.4	NO		NO	bb
4	4 180218M1_7	Standard	12.500	5.17	9495.796	21886.252	5.423	13.4	7.3	NO		NO	bb
5	5 180218M1_8	Standard	12.500	5.17	9491.796	19560.402	6.066	15.0	20.0	NO		NO	bb
6	6 180218M1_9	Standard	12.500	5.18	9987.742	25831.057	4.833	12.0	-4.4	NO		NO	bb
7	7 180218M1_10	Standard	12.500	5.17	7558.477	25078.209	3.767	9.3	-25.5	NO		NO	bb
8	8 180218M1_11	Standard	12.500	5.17	7801.646	18529.721	5.263	13.0	4.1	NO		NO	bb
9	9 180218M1_12	Standard	12.500	5.18	6696.896	17007.311	4.922	12.2	-2.6	NO		NO	bb
10	10 180218M1_13	Standard	12.500	5.18	6626.476	16170.798	5.122	12.7	1.3	NO		NO	bb

**Compound name: d5-N-EtFOSAA**

Response Factor: 0.44322

RRF SD: 0.0486297, Relative SD: 10.9719

Response type: Internal Std ( Ref 62 ), Area \* ( IS Conc. / IS Area )

Curve type: RF

	# Name	Type	Std. Conc	RT	Area	IS Area	Response	Conc.	%Dev	Conc. Flag	CoD	CoD Flag	x=excluded
1	1 180218M1_4	Standard	12.500	5.33	8277.658	17804.484	5.811	13.1	4.9	NO		NO	bb
2	2 180218M1_5	Standard	12.500	5.33	8308.526	21189.295	4.901	11.1	-11.5	NO		NO	bb
3	3 180218M1_6	Standard	12.500	5.33	11745.028	23154.506	6.341	14.3	14.4	NO		NO	bb
4	4 180218M1_7	Standard	12.500	5.33	10043.899	21886.252	5.736	12.9	3.5	NO		NO	bb
5	5 180218M1_8	Standard	12.500	5.33	9413.126	19560.402	6.015	13.6	8.6	NO		NO	bb
6	6 180218M1_9	Standard	12.500	5.33	10217.835	25831.057	4.945	11.2	-10.8	NO		NO	bb
7	7 180218M1_10	Standard	12.500	5.33	8908.646	25078.209	4.440	10.0	-19.9	NO		NO	bb
8	8 180218M1_11	Standard	12.500	5.33	8914.057	18529.721	6.013	13.6	8.5	NO		NO	bb
9	9 180218M1_12	Standard	12.500	5.33	7983.300	17007.311	5.868	13.2	5.9	NO		NO	bb
10	10 180218M1_13	Standard	12.500	5.33	6897.000	16170.798	5.331	12.0	-3.8	NO		NO	bb

Dataset: F:\Projects\PFAS.PRO\Results\180218M1\180218M1-CRV.qld

Last Altered: Sunday, February 18, 2018 16:51:38 Pacific Standard Time

Printed: Sunday, February 18, 2018 16:58:51 Pacific Standard Time

**Compound name: 13C2-PFUDa**

Response Factor: 1.14966

RRF SD: 0.145791, Relative SD: 12.6812

Response type: Internal Std ( Ref 62 ), Area \* ( IS Conc. / IS Area )

Curve type: RF

#	Name	Type	Std. Conc	RT	Area	IS Area	Response	Conc.	%Dev	Conc. Flag	CoD	CoD Flag	x=excluded
1	1 180218M1_4	Standard	12.500	5.35	19605.688	17804.484	13.765	12.0	-4.2	NO		NO	bb
2	2 180218M1_5	Standard	12.500	5.35	28127.822	21189.295	16.593	14.4	15.5	NO		NO	bb
3	3 180218M1_6	Standard	12.500	5.35	25413.758	23154.506	13.720	11.9	-4.5	NO		NO	bb
4	4 180218M1_7	Standard	12.500	5.35	25009.582	21886.252	14.284	12.4	-0.6	NO		NO	bb
5	5 180218M1_8	Standard	12.500	5.35	26300.879	19560.402	16.807	14.6	17.0	NO		NO	bb
6	6 180218M1_9	Standard	12.500	5.36	26072.547	25831.057	12.617	11.0	-12.2	NO		NO	bb
7	7 180218M1_10	Standard	12.500	5.35	21938.926	25078.209	10.935	9.5	-23.9	NO		NO	bb
8	8 180218M1_11	Standard	12.500	5.35	20934.395	18529.721	14.122	12.3	-1.7	NO		NO	bb
9	9 180218M1_12	Standard	12.500	5.35	21968.379	17007.311	16.146	14.0	12.4	NO		NO	bb
10	10 180218M1_13	Standard	12.500	5.35	19041.072	16170.798	14.719	12.8	2.4	NO		NO	bb

**Compound name: 13C2-PFDoA**

Response Factor: 0.955833

RRF SD: 0.1329, Relative SD: 13.9041

Response type: Internal Std ( Ref 62 ), Area \* ( IS Conc. / IS Area )

Curve type: RF

#	Name	Type	Std. Conc	RT	Area	IS Area	Response	Conc.	%Dev	Conc. Flag	CoD	CoD Flag	x=excluded
1	1 180218M1_4	Standard	12.500	5.64	17400.580	17804.484	12.216	12.8	2.2	NO		NO	bb
2	2 180218M1_5	Standard	12.500	5.64	18522.564	21189.295	10.927	11.4	-8.5	NO		NO	bb
3	3 180218M1_6	Standard	12.500	5.64	23494.191	23154.506	12.683	13.3	6.2	NO		NO	bb
4	4 180218M1_7	Standard	12.500	5.64	19942.699	21886.252	11.390	11.9	-4.7	NO		NO	bb
5	5 180218M1_8	Standard	12.500	5.64	21943.684	19560.402	14.023	14.7	17.4	NO		NO	bb
6	6 180218M1_9	Standard	12.500	5.64	25042.195	25831.057	12.118	12.7	1.4	NO		NO	bb
7	7 180218M1_10	Standard	12.500	5.64	15926.432	25078.209	7.938	8.3	-33.6	NO		NO	bb
8	8 180218M1_11	Standard	12.500	5.64	17980.111	18529.721	12.129	12.7	1.5	NO		NO	bb
9	9 180218M1_12	Standard	12.500	5.64	17422.070	17007.311	12.805	13.4	7.2	NO		NO	bb
10	10 180218M1_13	Standard	12.500	5.64	17139.375	16170.798	13.249	13.9	10.9	NO		NO	bb

Dataset: F:\Projects\PFAS.PRO\Results\180218M1\180218M1-CRV.qld

Last Altered: Sunday, February 18, 2018 16:51:38 Pacific Standard Time  
 Printed: Sunday, February 18, 2018 16:58:51 Pacific Standard Time

**Compound name: d3-N-MeFOSA**

Response Factor: 0.144689

RRF SD: 0.0159718, Relative SD: 11.0387

Response type: Internal Std ( Ref 62 ), Area \* ( IS Conc. / IS Area )

Curve type: RF

	# Name	Type	Std. Conc	RT	Area	IS Area	Response	Conc.	%Dev	Conc. Flag	CoD	CoD Flag	x=excluded
1	1 180218M1_4	Standard	150.000	5.75	33001.176	17804.484	23.169	160.1	6.8	NO		NO	bb
2	2 180218M1_5	Standard	150.000	5.75	38809.063	21189.295	22.894	158.2	5.5	NO		NO	bb
3	3 180218M1_6	Standard	150.000	5.75	42099.746	23154.506	22.728	157.1	4.7	NO		NO	bb
4	4 180218M1_7	Standard	150.000	5.75	37839.484	21886.252	21.611	149.4	-0.4	NO		NO	bb
5	5 180218M1_8	Standard	150.000	5.75	37814.875	19560.402	24.165	167.0	11.3	NO		NO	bb
6	6 180218M1_9	Standard	150.000	5.75	38848.863	25831.057	18.799	129.9	-13.4	NO		NO	bb
7	7 180218M1_10	Standard	150.000	5.75	32948.082	25078.209	16.423	113.5	-24.3	NO		NO	bb
8	8 180218M1_11	Standard	150.000	5.75	31082.824	18529.721	20.968	144.9	-3.4	NO		NO	bb
9	9 180218M1_12	Standard	150.000	5.75	31491.732	17007.311	23.146	160.0	6.6	NO		NO	bb
10	10 180218M1_13	Standard	150.000	5.76	29920.963	16170.798	23.129	159.9	6.6	NO		NO	bb

**Compound name: 13C2-PFTeDA**

Response Factor: 0.415751

RRF SD: 0.0766998, Relative SD: 18.4485

Response type: Internal Std ( Ref 62 ), Area \* ( IS Conc. / IS Area )

Curve type: RF

	# Name	Type	Std. Conc	RT	Area	IS Area	Response	Conc.	%Dev	Conc. Flag	CoD	CoD Flag	x=excluded
1	1 180218M1_4	Standard	12.500	6.11	6997.710	17804.484	4.913	11.8	-5.5	NO		NO	bb
2	2 180218M1_5	Standard	12.500	6.11	7725.570	21189.295	4.557	11.0	-12.3	NO		NO	bb
3	3 180218M1_6	Standard	12.500	6.11	9074.017	23154.506	4.899	11.8	-5.7	NO		NO	bb
4	4 180218M1_7	Standard	12.500	6.11	7851.173	21886.252	4.484	10.8	-13.7	NO		NO	bb
5	5 180218M1_8	Standard	12.500	6.11	9593.513	19560.402	6.131	14.7	18.0	NO		NO	bb
6	6 180218M1_9	Standard	12.500	6.11	10207.544	25831.057	4.940	11.9	-5.0	NO		NO	bb
7	7 180218M1_10	Standard	12.500	6.11	7785.145	25078.209	3.880	9.3	-25.3	NO		NO	bb
8	8 180218M1_11	Standard	12.500	6.11	9055.621	18529.721	6.109	14.7	17.5	NO		NO	bb
9	9 180218M1_12	Standard	12.500	6.11	9332.843	17007.311	6.859	16.5	32.0	NO		NO	bb
10	10 180218M1_13	Standard	12.500	6.11	10893.836	16170.798	8.421	20.3	62.0	NO		NO	bbX

Dataset: F:\Projects\PFAS.PRO\Results\180218M1\180218M1-CRV.qld

Last Altered: Sunday, February 18, 2018 16:51:38 Pacific Standard Time

Printed: Sunday, February 18, 2018 16:58:51 Pacific Standard Time

**Compound name: d5-N-ETFOSA**

Response Factor: 0.212387

RRF SD: 0.0252899, Relative SD: 11.9075

Response type: Internal Std ( Ref 62 ), Area \* ( IS Conc. / IS Area )

Curve type: RF

#	Name	Type	Std. Conc	RT	Area	IS Area	Response	Conc.	%Dev	Conc. Flag	CoD	CoD Flag	x=excluded
1	1 180218M1_4	Standard	150.000	6.16	50103.109	17804.484	35.176	165.6	10.4	NO		NO	bb
2	2 180218M1_5	Standard	150.000	6.16	58106.680	21189.295	34.278	161.4	7.6	NO		NO	bb
3	3 180218M1_6	Standard	150.000	6.16	64592.953	23154.506	34.871	164.2	9.5	NO		NO	bb
4	4 180218M1_7	Standard	150.000	6.16	56483.109	21886.252	32.259	151.9	1.3	NO		NO	bb
5	5 180218M1_8	Standard	150.000	6.16	57129.711	19560.402	36.509	171.9	14.6	NO		NO	bb
6	6 180218M1_9	Standard	150.000	6.16	59511.324	25831.057	28.798	135.6	-9.6	NO		NO	bb
7	7 180218M1_10	Standard	150.000	6.16	47780.465	25078.209	23.816	112.1	-25.2	NO		NO	bb
8	8 180218M1_11	Standard	150.000	6.17	47282.352	18529.721	31.896	150.2	0.1	NO		NO	bb
9	9 180218M1_12	Standard	150.000	6.17	43405.789	17007.311	31.902	150.2	0.1	NO		NO	bb
10	10 180218M1_13	Standard	150.000	6.17	37614.172	16170.798	29.076	136.9	-8.7	NO		NO	bb

**Compound name: 13C2-PFHxDA**

Response Factor: 0.701068

RRF SD: 0.105025, Relative SD: 14.9807

Response type: Internal Std ( Ref 62 ), Area \* ( IS Conc. / IS Area )

Curve type: RF

#	Name	Type	Std. Conc	RT	Area	IS Area	Response	Conc.	%Dev	Conc. Flag	CoD	CoD Flag	x=excluded
1	1 180218M1_4	Standard	5.000	6.44	4707.934	17804.484	3.305	4.7	-5.7	NO		NO	bb
2	2 180218M1_5	Standard	5.000	6.44	5298.218	21189.295	3.126	4.5	-10.8	NO		NO	bb
3	3 180218M1_6	Standard	5.000	6.44	6331.096	23154.506	3.418	4.9	-2.5	NO		NO	bb
4	4 180218M1_7	Standard	5.000	6.44	6197.346	21886.252	3.540	5.0	1.0	NO		NO	bb
5	5 180218M1_8	Standard	5.000	6.44	5803.527	19560.402	3.709	5.3	5.8	NO		NO	bb
6	6 180218M1_9	Standard	5.000	6.44	7293.978	25831.057	3.530	5.0	0.7	NO		NO	bb
7	7 180218M1_10	Standard	5.000	6.44	5335.407	25078.209	2.659	3.8	-24.1	NO		NO	bb
8	8 180218M1_11	Standard	5.000	6.44	5403.413	18529.721	3.645	5.2	4.0	NO		NO	bb
9	9 180218M1_12	Standard	5.000	6.44	6281.834	17007.311	4.617	6.6	31.7	NO		NO	bb
10	10 180218M1_13	Standard	5.000	6.44	7679.815	16170.798	5.936	8.5	69.4	NO		NO	bbX

Dataset: F:\Projects\PFAS.PRO\Results\180218M1\180218M1-CRV.qld

Last Altered: Sunday, February 18, 2018 16:51:38 Pacific Standard Time

Printed: Sunday, February 18, 2018 16:58:51 Pacific Standard Time

**Compound name: d7-N-MeFOSE**

Response Factor: 0.185061

RRF SD: 0.035022, Relative SD: 18.9246

Response type: Internal Std ( Ref 62 ), Area \* ( IS Conc. / IS Area )

Curve type: RF

#	Name	Type	Std. Conc	RT	Area	IS Area	Response	Conc.	%Dev	Conc. Flag	CoD	CoD Flag	x=excluded
1	1 180218M1_4	Standard	150.000	6.30	47594.563	17804.484	33.415	180.6	20.4	NO		NO	bb
2	2 180218M1_5	Standard	150.000	6.30	57105.238	21189.295	33.688	182.0	21.4	NO		NO	bb
3	3 180218M1_6	Standard	150.000	6.30	53133.387	23154.506	28.684	155.0	3.3	NO		NO	MM
4	4 180218M1_7	Standard	150.000	6.30	42902.219	21886.252	24.503	132.4	-11.7	NO		NO	MM
5	5 180218M1_8	Standard	150.000	6.30	51768.125	19560.402	33.082	178.8	19.2	NO		NO	MM
6	6 180218M1_9	Standard	150.000	6.30	42231.039	25831.057	20.436	110.4	-26.4	NO		NO	MM
7	7 180218M1_10	Standard	150.000	6.30	37361.953	25078.209	18.623	100.6	-32.9	NO		NO	MM
8	8 180218M1_11	Standard	150.000	6.30	43194.156	18529.721	29.138	157.5	5.0	NO		NO	MM
9	9 180218M1_12	Standard	150.000	6.30	39576.789	17007.311	29.088	157.2	4.8	NO		NO	bb
10	10 180218M1_13	Standard	150.000	6.30	34843.934	16170.798	26.934	145.5	-3.0	NO		NO	bb

**Compound name: d9-N-EtFOSE**

Response Factor: 0.164572

RRF SD: 0.0193392, Relative SD: 11.7512

Response type: Internal Std ( Ref 62 ), Area \* ( IS Conc. / IS Area )

Curve type: RF

#	Name	Type	Std. Conc	RT	Area	IS Area	Response	Conc.	%Dev	Conc. Flag	CoD	CoD Flag	x=excluded
1	1 180218M1_4	Standard	150.000	6.45	34589.500	17804.484	24.284	147.6	-1.6	NO		NO	MM
2	2 180218M1_5	Standard	150.000	6.45	41626.652	21189.295	24.556	149.2	-0.5	NO		NO	bb
3	3 180218M1_6	Standard	150.000	6.45	46462.426	23154.506	25.083	152.4	1.6	NO		NO	bb
4	4 180218M1_7	Standard	150.000	6.45	39255.426	21886.252	22.420	136.2	-9.2	NO		NO	MM
5	5 180218M1_8	Standard	150.000	6.45	45237.031	19560.402	28.909	175.7	17.1	NO		NO	bb
6	6 180218M1_9	Standard	150.000	6.45	49934.574	25831.057	24.164	146.8	-2.1	NO		NO	bb
7	7 180218M1_10	Standard	150.000	6.45	36791.957	25078.209	18.339	111.4	-25.7	NO		NO	bb
8	8 180218M1_11	Standard	150.000	6.45	40222.270	18529.721	27.134	164.9	9.9	NO		NO	bb
9	9 180218M1_12	Standard	150.000	6.45	36878.711	17007.311	27.105	164.7	9.8	NO		NO	MM
10	10 180218M1_13	Standard	150.000	6.45	32166.830	16170.798	24.865	151.1	0.7	NO		NO	MM

Dataset: F:\Projects\PFAS.PRO\Results\180218M1\180218M1-CRV.qld

Last Altered: Sunday, February 18, 2018 16:51:38 Pacific Standard Time  
 Printed: Sunday, February 18, 2018 16:58:51 Pacific Standard Time

**Compound name: 13C4-PFBA**

Response Factor: 1

RRF SD: 0, Relative SD: 0

Response type: Internal Std ( Ref 55 ), Area \* ( IS Conc. / IS Area )

Curve type: RF

#	Name	Type	Std. Conc	RT	Area	IS Area	Response	Conc.	%Dev	Conc. Flag	CoD	CoD Flag	x=excluded
1	1 180218M1_4	Standard	12.500	1.34	13784.546	13784.546	12.500	12.5	0.0	NO		NO	MM
2	2 180218M1_5	Standard	12.500	1.33	20867.650	20867.650	12.500	12.5	0.0	NO		NO	MM
3	3 180218M1_6	Standard	12.500	1.33	23024.299	23024.299	12.500	12.5	0.0	NO		NO	MM
4	4 180218M1_7	Standard	12.500	1.34	20262.223	20262.223	12.500	12.5	0.0	NO		NO	MM
5	5 180218M1_8	Standard	12.500	1.34	20204.725	20204.725	12.500	12.5	0.0	NO		NO	MM
6	6 180218M1_9	Standard	12.500	1.33	22493.109	22493.109	12.500	12.5	0.0	NO		NO	MM
7	7 180218M1_10	Standard	12.500	1.33	18343.314	18343.314	12.500	12.5	0.0	NO		NO	MM
8	8 180218M1_11	Standard	12.500	1.34	17030.205	17030.205	12.500	12.5	0.0	NO		NO	MM
9	9 180218M1_12	Standard	12.500	1.34	17527.797	17527.797	12.500	12.5	0.0	NO		NO	MM
10	10 180218M1_13	Standard	12.500	1.34	16629.203	16629.203	12.500	12.5	0.0	NO		NO	MM

**Compound name: 13C5-PFHxA**

Response Factor: 1

RRF SD: 1.04673e-016, Relative SD: 1.04673e-014

Response type: Internal Std ( Ref 56 ), Area \* ( IS Conc. / IS Area )

Curve type: RF

#	Name	Type	Std. Conc	RT	Area	IS Area	Response	Conc.	%Dev	Conc. Flag	CoD	CoD Flag	x=excluded
1	1 180218M1_4	Standard	12.500	3.06	20741.215	20741.215	12.500	12.5	0.0	NO		NO	bb
2	2 180218M1_5	Standard	12.500	3.06	22649.922	22649.922	12.500	12.5	0.0	NO		NO	bb
3	3 180218M1_6	Standard	12.500	3.06	26934.363	26934.363	12.500	12.5	0.0	NO		NO	bb
4	4 180218M1_7	Standard	12.500	3.06	27084.648	27084.648	12.500	12.5	0.0	NO		NO	bb
5	5 180218M1_8	Standard	12.500	3.06	23711.941	23711.941	12.500	12.5	0.0	NO		NO	bb
6	6 180218M1_9	Standard	12.500	3.06	25625.172	25625.172	12.500	12.5	0.0	NO		NO	bb
7	7 180218M1_10	Standard	12.500	3.07	21451.451	21451.451	12.500	12.5	0.0	NO		NO	bb
8	8 180218M1_11	Standard	12.500	3.06	18607.102	18607.102	12.500	12.5	0.0	NO		NO	bb
9	9 180218M1_12	Standard	12.500	3.06	19049.213	19049.213	12.500	12.5	0.0	NO		NO	bb
10	10 180218M1_13	Standard	12.500	3.07	16498.689	16498.689	12.500	12.5	0.0	NO		NO	bb



Dataset: F:\Projects\PFAS.PRO\Results\180218M1\180218M1-CRV.qld

Last Altered: Sunday, February 18, 2018 16:51:38 Pacific Standard Time

Printed: Sunday, February 18, 2018 16:58:51 Pacific Standard Time

**Compound name: 13C3-PFHxS**

Response Factor: 1

RRF SD: 0, Relative SD: 0

Response type: Internal Std ( Ref 57 ), Area \* ( IS Conc. / IS Area )

Curve type: RF

	# Name	Type	Std. Conc	RT	Area	IS Area	Response	Conc.	%Dev	Conc. Flag	CoD	CoD Flag	x=excluded
1	1 180218M1_4	Standard	12.500	3.84	5861.376	5861.376	12.500	12.5	0.0	NO		NO	bb
2	2 180218M1_5	Standard	12.500	3.84	6512.570	6512.570	12.500	12.5	0.0	NO		NO	bb
3	3 180218M1_6	Standard	12.500	3.84	6635.840	6635.840	12.500	12.5	0.0	NO		NO	bb
4	4 180218M1_7	Standard	12.500	3.84	5621.078	5621.078	12.500	12.5	0.0	NO		NO	bb
5	5 180218M1_8	Standard	12.500	3.84	6232.034	6232.034	12.500	12.5	0.0	NO		NO	bb
6	6 180218M1_9	Standard	12.500	3.84	6854.451	6854.451	12.500	12.5	0.0	NO		NO	bb
7	7 180218M1_10	Standard	12.500	3.84	5152.646	5152.646	12.500	12.5	0.0	NO		NO	bb
8	8 180218M1_11	Standard	12.500	3.84	5205.067	5205.067	12.500	12.5	0.0	NO		NO	bb
9	9 180218M1_12	Standard	12.500	3.84	4945.517	4945.517	12.500	12.5	0.0	NO		NO	bb
10	10 180218M1_13	Standard	12.500	3.84	4316.582	4316.582	12.500	12.5	0.0	NO		NO	bb

**Compound name: 13C8-PFOA**

Response Factor: 1

RRF SD: 7.40149e-017, Relative SD: 7.40149e-015

Response type: Internal Std ( Ref 58 ), Area \* ( IS Conc. / IS Area )

Curve type: RF

	# Name	Type	Std. Conc	RT	Area	IS Area	Response	Conc.	%Dev	Conc. Flag	CoD	CoD Flag	x=excluded
1	1 180218M1_4	Standard	12.500	4.21	13993.110	13993.110	12.500	12.5	0.0	NO		NO	bb
2	2 180218M1_5	Standard	12.500	4.21	14953.613	14953.613	12.500	12.5	0.0	NO		NO	bb
3	3 180218M1_6	Standard	12.500	4.21	18702.629	18702.629	12.500	12.5	0.0	NO		NO	bb
4	4 180218M1_7	Standard	12.500	4.21	18292.930	18292.930	12.500	12.5	0.0	NO		NO	bb
5	5 180218M1_8	Standard	12.500	4.21	19160.477	19160.477	12.500	12.5	0.0	NO		NO	bb
6	6 180218M1_9	Standard	12.500	4.21	19387.928	19387.928	12.500	12.5	0.0	NO		NO	bb
7	7 180218M1_10	Standard	12.500	4.21	14086.227	14086.227	12.500	12.5	0.0	NO		NO	bb
8	8 180218M1_11	Standard	12.500	4.21	13480.604	13480.604	12.500	12.5	0.0	NO		NO	bb
9	9 180218M1_12	Standard	12.500	4.21	13878.588	13878.588	12.500	12.5	0.0	NO		NO	bb
10	10 180218M1_13	Standard	12.500	4.21	13028.646	13028.646	12.500	12.5	0.0	NO		NO	bb

Dataset: F:\Projects\PFAS.PRO\Results\180218M1\180218M1-CRV.qld

Last Altered: Sunday, February 18, 2018 16:51:38 Pacific Standard Time

Printed: Sunday, February 18, 2018 16:58:51 Pacific Standard Time

**Compound name: 13C9-PFNA**

Response Factor: 1

RRF SD: 0, Relative SD: 0

Response type: Internal Std ( Ref 59 ), Area \* ( IS Conc. / IS Area )

Curve type: RF

	# Name	Type	Std. Conc	RT	Area	IS Area	Response	Conc.	%Dev	Conc. Flag	CoD	CoD Flag	x=excluded
1	1 180218M1_4	Standard	12.500	4.65	17385.381	17385.381	12.500	12.5	0.0	NO		NO	bb
2	2 180218M1_5	Standard	12.500	4.65	22433.730	22433.730	12.500	12.5	0.0	NO		NO	bb
3	3 180218M1_6	Standard	12.500	4.64	25745.789	25745.789	12.500	12.5	0.0	NO		NO	bb
4	4 180218M1_7	Standard	12.500	4.65	20512.273	20512.273	12.500	12.5	0.0	NO		NO	bb
5	5 180218M1_8	Standard	12.500	4.65	22822.809	22822.809	12.500	12.5	0.0	NO		NO	bb
6	6 180218M1_9	Standard	12.500	4.65	21999.045	21999.045	12.500	12.5	0.0	NO		NO	bb
7	7 180218M1_10	Standard	12.500	4.65	17537.314	17537.314	12.500	12.5	0.0	NO		NO	bb
8	8 180218M1_11	Standard	12.500	4.65	18275.686	18275.686	12.500	12.5	0.0	NO		NO	bb
9	9 180218M1_12	Standard	12.500	4.65	16218.872	16218.872	12.500	12.5	0.0	NO		NO	bb
10	10 180218M1_13	Standard	12.500	4.65	16213.064	16213.064	12.500	12.5	0.0	NO		NO	bb

**Compound name: 13C4-PFOS**

Response Factor: 1

RRF SD: 0, Relative SD: 0

Response type: Internal Std ( Ref 60 ), Area \* ( IS Conc. / IS Area )

Curve type: RF

	# Name	Type	Std. Conc	RT	Area	IS Area	Response	Conc.	%Dev	Conc. Flag	CoD	CoD Flag	x=excluded
1	1 180218M1_4	Standard	12.500	4.73	5198.211	5198.211	12.500	12.5	0.0	NO		NO	bb
2	2 180218M1_5	Standard	12.500	4.73	5949.062	5949.062	12.500	12.5	0.0	NO		NO	bb
3	3 180218M1_6	Standard	12.500	4.73	6252.514	6252.514	12.500	12.5	0.0	NO		NO	bb
4	4 180218M1_7	Standard	12.500	4.73	5633.798	5633.798	12.500	12.5	0.0	NO		NO	bb
5	5 180218M1_8	Standard	12.500	4.73	5883.360	5883.360	12.500	12.5	0.0	NO		NO	bb
6	6 180218M1_9	Standard	12.500	4.73	6664.446	6664.446	12.500	12.5	0.0	NO		NO	bb
7	7 180218M1_10	Standard	12.500	4.73	5404.205	5404.205	12.500	12.5	0.0	NO		NO	bb
8	8 180218M1_11	Standard	12.500	4.73	4876.666	4876.666	12.500	12.5	0.0	NO		NO	bb
9	9 180218M1_12	Standard	12.500	4.73	4686.549	4686.549	12.500	12.5	0.0	NO		NO	bb
10	10 180218M1_13	Standard	12.500	4.73	4158.234	4158.234	12.500	12.5	0.0	NO		NO	bb

Dataset: F:\Projects\PFAS.PRO\Results\180218M1\180218M1-CRV.qld

Last Altered: Sunday, February 18, 2018 16:51:38 Pacific Standard Time

Printed: Sunday, February 18, 2018 16:58:51 Pacific Standard Time

**Compound name: 13C6-PFDA**

Response Factor: 1

RRF SD: 5.23364e-017, Relative SD: 5.23364e-015

Response type: Internal Std ( Ref 61 ), Area \* ( IS Conc. / IS Area )

Curve type: RF

#	Name	Type	Std. Conc	RT	Area	IS Area	Response	Conc.	%Dev	Conc. Flag	CoD	CoD Flag	x=excluded
1	1 180218M1_4	Standard	12.500	5.02	17365.150	17365.150	12.500	12.5	0.0	NO		NO	bb
2	2 180218M1_5	Standard	12.500	5.02	17306.523	17306.523	12.500	12.5	0.0	NO		NO	bb
3	3 180218M1_6	Standard	12.500	5.03	20636.789	20636.789	12.500	12.5	0.0	NO		NO	bb
4	4 180218M1_7	Standard	12.500	5.03	19972.410	19972.410	12.500	12.5	0.0	NO		NO	bb
5	5 180218M1_8	Standard	12.500	5.02	20514.598	20514.598	12.500	12.5	0.0	NO		NO	bb
6	6 180218M1_9	Standard	12.500	5.03	21888.523	21888.523	12.500	12.5	0.0	NO		NO	bb
7	7 180218M1_10	Standard	12.500	5.03	18637.518	18637.518	12.500	12.5	0.0	NO		NO	bb
8	8 180218M1_11	Standard	12.500	5.03	16149.125	16149.125	12.500	12.5	0.0	NO		NO	bb
9	9 180218M1_12	Standard	12.500	5.03	16866.328	16866.328	12.500	12.5	0.0	NO		NO	bb
10	10 180218M1_13	Standard	12.500	5.03	15886.296	15886.296	12.500	12.5	0.0	NO		NO	bb

**Compound name: 13C7-PFUdA**

Response Factor: 1

RRF SD: 8.27511e-017, Relative SD: 8.27511e-015

Response type: Internal Std ( Ref 62 ), Area \* ( IS Conc. / IS Area )

Curve type: RF

#	Name	Type	Std. Conc	RT	Area	IS Area	Response	Conc.	%Dev	Conc. Flag	CoD	CoD Flag	x=excluded
1	1 180218M1_4	Standard	12.500	5.35	17804.484	17804.484	12.500	12.5	0.0	NO		NO	bb
2	2 180218M1_5	Standard	12.500	5.35	21189.295	21189.295	12.500	12.5	0.0	NO		NO	bb
3	3 180218M1_6	Standard	12.500	5.35	23154.506	23154.506	12.500	12.5	0.0	NO		NO	bb
4	4 180218M1_7	Standard	12.500	5.35	21886.252	21886.252	12.500	12.5	0.0	NO		NO	bb
5	5 180218M1_8	Standard	12.500	5.35	19560.402	19560.402	12.500	12.5	0.0	NO		NO	bb
6	6 180218M1_9	Standard	12.500	5.35	25831.057	25831.057	12.500	12.5	0.0	NO		NO	bb
7	7 180218M1_10	Standard	12.500	5.35	25078.209	25078.209	12.500	12.5	0.0	NO		NO	bb
8	8 180218M1_11	Standard	12.500	5.35	18529.721	18529.721	12.500	12.5	0.0	NO		NO	bb
9	9 180218M1_12	Standard	12.500	5.35	17007.311	17007.311	12.500	12.5	0.0	NO		NO	bb
10	10 180218M1_13	Standard	12.500	5.35	16170.798	16170.798	12.500	12.5	0.0	NO		NO	bb

Dataset: Untitled

Last Altered: Sunday, February 18, 2018 17:11:57 Pacific Standard Time

Printed: Sunday, February 18, 2018 17:12:13 Pacific Standard Time

Method: F:\Projects\PFAS.PRO\MethDB\PFAS\_FULL\_80C\_021318.mdb 15 Feb 2018 10:31:04

Calibration: F:\Projects\PFAS.PRO\CurveDB\C18\_VAL-PFAS\_Q4\_02-18-18-FULL.cdb 18 Feb 2018 17:06:20

Compound name: PFBA

	Name	ID	Acq.Date	Acq.Time
1	180218M1_3	IPA	18-Feb-18	14:11:21
2	180218M1_4	ST180218M1-1 PFC CS-2 18B0810	18-Feb-18	14:22:45
3	180218M1_5	ST180218M1-2 PFC CS-1 18B0811	18-Feb-18	14:34:12
4	180218M1_6	ST180218M1-3 PFC CS0 18B0812	18-Feb-18	14:45:39
5	180218M1_7	ST180218M1-4 PFC CS1 18B0813	18-Feb-18	14:57:06
6	180218M1_8	ST180218M1-5 PFC CS2 18B0814	18-Feb-18	15:08:33
7	180218M1_9	ST180218M1-6 PFC CS3 18B0815	18-Feb-18	15:20:03
8	180218M1_10	ST180218M1-7 PFC CS4 18B0816	18-Feb-18	15:31:32
9	180218M1_11	ST180218M1-8 PFC CS5 18B0817	18-Feb-18	15:43:01
10	180218M1_12	ST180218M1-9 PFC CS6 18B0818	18-Feb-18	15:54:29
11	180218M1_13	ST180218M1-10 PFC CS7 18B0819	18-Feb-18	16:05:58
12	180218M1_14	IPA	18-Feb-18	16:17:29
13	180218M1_15	ICV180218M1-1 PFC ICV 18B0809	18-Feb-18	16:28:57
14	180218M1_16	IPA	18-Feb-18	16:40:28

Dataset: F:\Projects\PFAS.PRO\Results\180218M1\180218M1-CRV.qld

Last Altered: Sunday, February 18, 2018 17:06:20 Pacific Standard Time

Printed: Sunday, February 18, 2018 17:08:23 Pacific Standard Time

Method: F:\Projects\PFAS.PRO\MethDB\PFAS\_FULL\_80C\_021318.mdb 15 Feb 2018 10:31:04

Calibration: F:\Projects\PFAS.PRO\CurveDB\C18\_VAL-PFAS\_Q4\_02-18-18-FULL.cdb 18 Feb 2018 17:06:20

Name: 180218M1\_4, Date: 18-Feb-2018, Time: 14:22:45, ID: ST180218M1-1 PFC CS-2 18B0810, Description: PFC CS-2 18B0810

#	Name	IS#	CoD	CoD Flag	%RSD
1	1 PFBA	34	0.9998	NO	
2	2 PFPeA	35	0.9999	NO	
3	3 PFBS	36	1.0000	NO	
4	4 4:2 FTS	36	0.9995	NO	
5	5 PFHxA	37	0.9983	NO	
6	6 PFPeS	36	0.9985	NO	
7	7 PFHpA	38	0.9998	NO	
8	8 L-PFHxS	39	0.9950	NO	
9	10 6:2 FTS	40	0.9959	NO	
10	11 L-PFOA	40	0.9995	NO	
11	13 PFHpS	43	0.9984	NO	
12	14 PFNA	41	0.9977	NO	
13	15 PFOSA	42	0.9989	NO	
14	16 L-PFOS	43	0.9989	NO	
15	18 PFDA	44	0.9977	NO	
16	19 8:2 FTS	40	0.9989	NO	
17	20 PFNS	43	0.9959	NO	
18	21 N-MeFOSAA	45	0.9985	NO	
19	22 N-EtFOSAA	46	0.9997	NO	
20	23 PFUdA	47	0.9997	NO	
21	24 PFDS	48	0.9912	NO	
22	25 PFDoA	48	0.9986	NO	
23	26 N-MeFOSA	49	0.9942	NO	
24	27 PFTTrDA	48	0.9944	NO	
25	28 PFTeDA	50	0.9989	NO	
26	29 N-EtFOSA	51	0.9997	NO	
27	30 PFHxDA	52	0.9992	NO	
28	31 PFODA	52	0.9998	NO	
29	32 N-MeFOSE	53	0.9977	NO	
30	33 N-EtFOSE	54	0.9985	NO	
31	34 13C3-PFBA	55		NO	2.933
32	35 13C3-PFPeA	56		NO	4.798

Dataset: F:\Projects\PFAS.PRO\Results\180218M1\180218M1-CRV.qld

Last Altered: Sunday, February 18, 2018 17:06:20 Pacific Standard Time

Printed: Sunday, February 18, 2018 17:08:23 Pacific Standard Time

Name: 180218M1\_4, Date: 18-Feb-2018, Time: 14:22:45, ID: ST180218M1-1 PFC CS-2 18B0810, Description: PFC CS-2 18B0810

#	Name	IS#	CoD	CoD Flag	%RSD
33	36 13C3-PFBS	56		NO	5.023
34	37 13C2-PFHxA	56		NO	7.174
35	38 13C4-PFHpA	56		NO	6.397
36	39 18O2-PFHxS	57		NO	8.537
37	40 13C2-PFOA	58		NO	7.804
38	41 13C5-PFNA	59		NO	10.506
39	42 13C8-PFOSA	62		NO	13.340
40	43 13C8-PFOS	60		NO	6.099
41	44 13C2-PFDA	61		NO	6.828
42	45 d3-N-MeFOSAA	62		NO	11.343
43	46 d5-N-EtFOSAA	62		NO	10.972
44	47 13C2-PFUdA	62		NO	12.681
45	48 13C2-PFDoA	62		NO	13.904
46	49 d3-N-MeFOSA	62		NO	11.039
47	50 13C2-PFTeDA	62		NO	18.448
48	51 d5-N-ETFOSA	62		NO	11.907
49	52 13C2-PFHxDA	62		NO	14.981
50	53 d7-N-MeFOSE	62		NO	18.925
51	54 d9-N-EtFOSE	62		NO	11.751
52	55 13C4-PFBA	55		NO	0.000
53	56 13C5-PFHxA	56		NO	0.000
54	57 13C3-PFHxS	57		NO	0.000
55	58 13C8-PFOA	58		NO	0.000
56	59 13C9-PFNA	59		NO	0.000
57	60 13C4-PFOS	60		NO	0.000
58	61 13C6-PFDA	61		NO	0.000
59	62 13C7-PFUdA	62		NO	0.000

Dataset: F:\Projects\PFAS.PRO\Results\180218M1\180218M1-CRV.qld

Last Altered: Sunday, February 18, 2018 16:51:38 Pacific Standard Time

Printed: Sunday, February 18, 2018 16:59:29 Pacific Standard Time

Method: F:\Projects\PFAS.PRO\MethDB\PFAS\_FULL\_80C\_021318.mdb 15 Feb 2018 10:31:04

Calibration: F:\Projects\PFAS.PRO\CurveDB\C18\_VAL-PFAS\_Q4\_02-18-18-FULL.cdb 18 Feb 2018 16:51:38

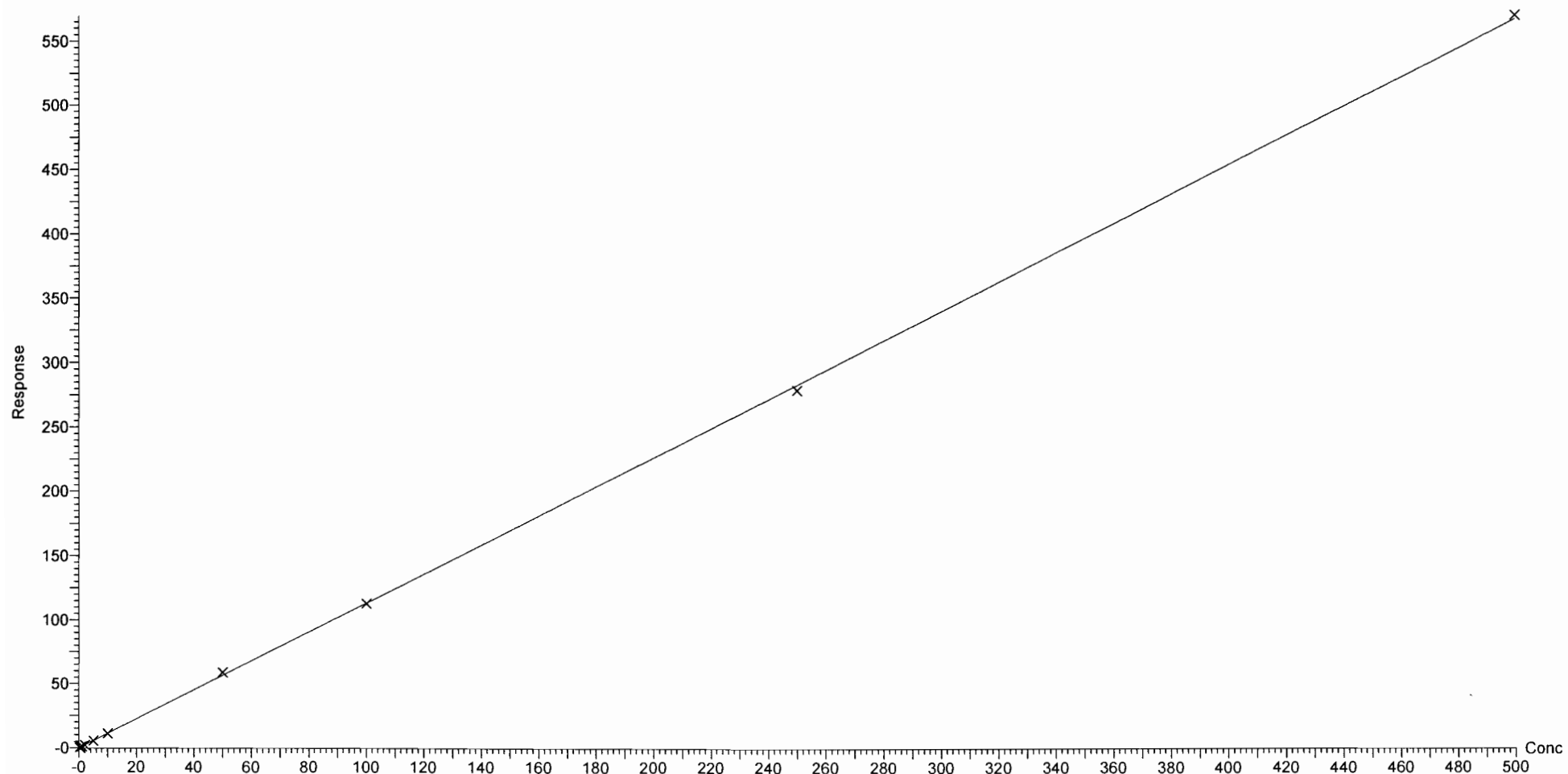
Compound name: PFBA

Correlation coefficient:  $r = 0.999898$ ,  $r^2 = 0.999796$

Calibration curve:  $1.13331 * x + -0.0831478$

Response type: Internal Std ( Ref 34 ), Area \* ( IS Conc. / IS Area )

Curve type: Linear, Origin: Include, Weighting: 1/x, Axis trans: None

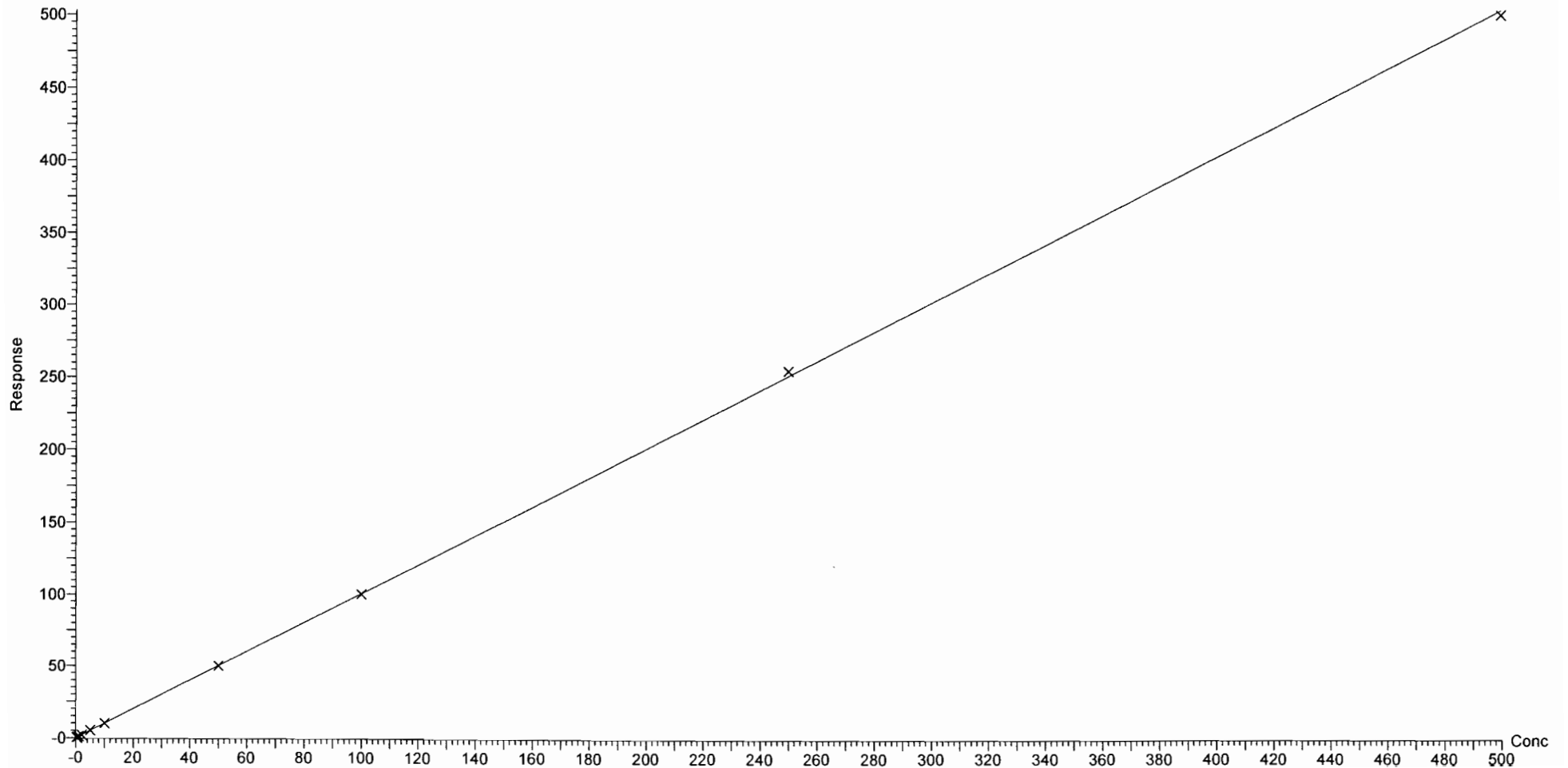


Dataset: F:\Projects\PFAS.PRO\Results\180218M1\180218M1-CRV.qld

Last Altered: Sunday, February 18, 2018 16:51:38 Pacific Standard Time

Printed: Sunday, February 18, 2018 16:57:36 Pacific Standard Time

Compound name: PFPeA  
Correlation coefficient:  $r = 0.999957$ ,  $r^2 = 0.999914$   
Calibration curve:  $1.00596 * x + -0.0172899$   
Response type: Internal Std ( Ref 35 ), Area \* ( IS Conc. / IS Area )  
Curve type: Linear, Origin: Exclude, Weighting: 1/x, Axis trans: None





Dataset: F:\Projects\PFAS.PRO\Results\180218M1\180218M1-CRV.qld

Last Altered: Sunday, February 18, 2018 16:51:38 Pacific Standard Time

Printed: Sunday, February 18, 2018 16:57:36 Pacific Standard Time

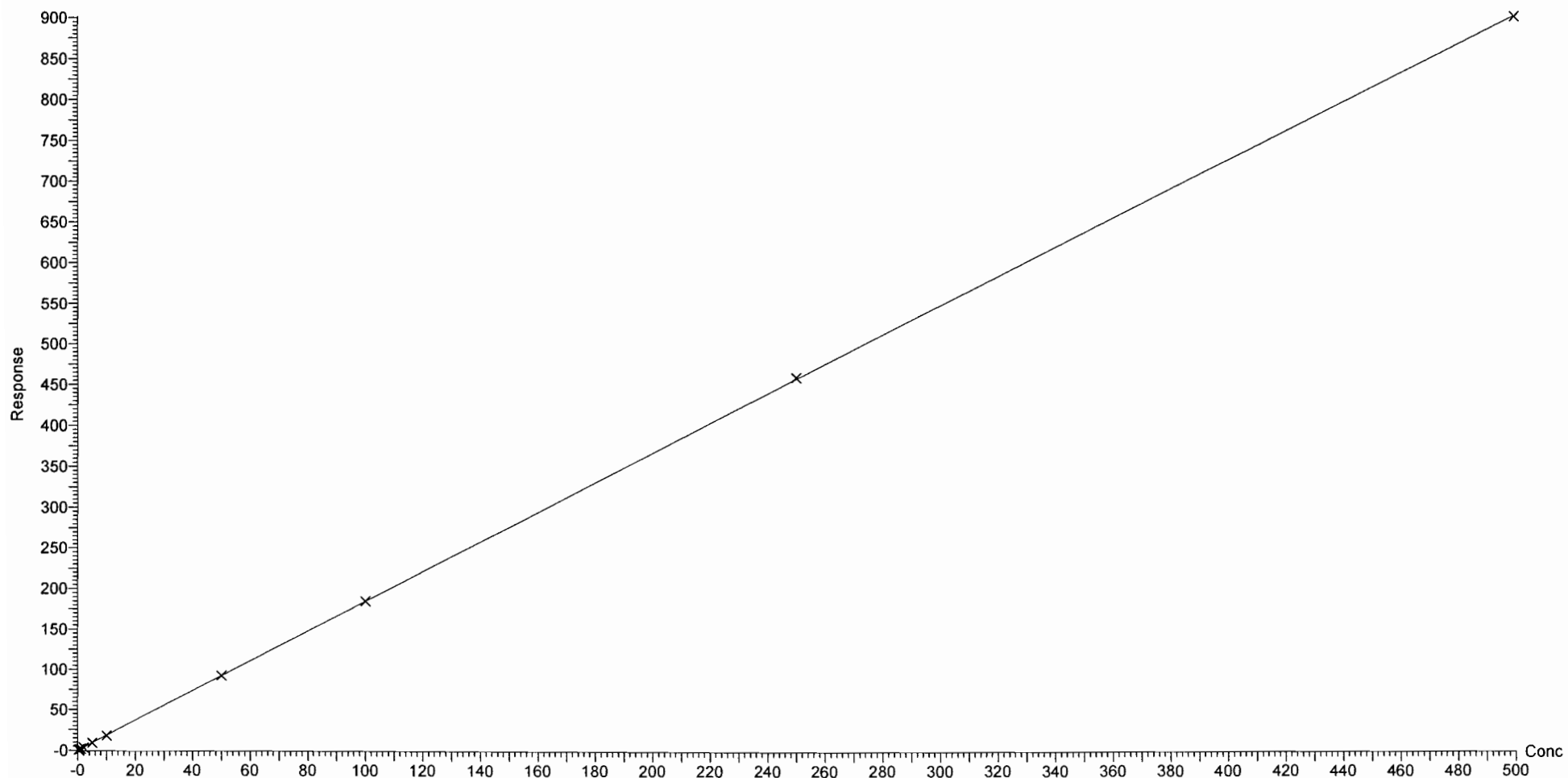
Compound name: PFBS

Coefficient of Determination:  $R^2 = 0.999954$

Calibration curve:  $-0.000114551 * x^2 + 1.85997 * x - 0.095428$

Response type: Internal Std ( Ref 36 ), Area \* ( IS Conc. / IS Area )

Curve type: 2nd Order, Origin: Exclude, Weighting: 1/x, Axis trans: None



Dataset: F:\Projects\PFAS.PRO\Results\180218M1\180218M1-CRV.qld

Last Altered: Sunday, February 18, 2018 16:51:38 Pacific Standard Time

Printed: Sunday, February 18, 2018 16:57:36 Pacific Standard Time

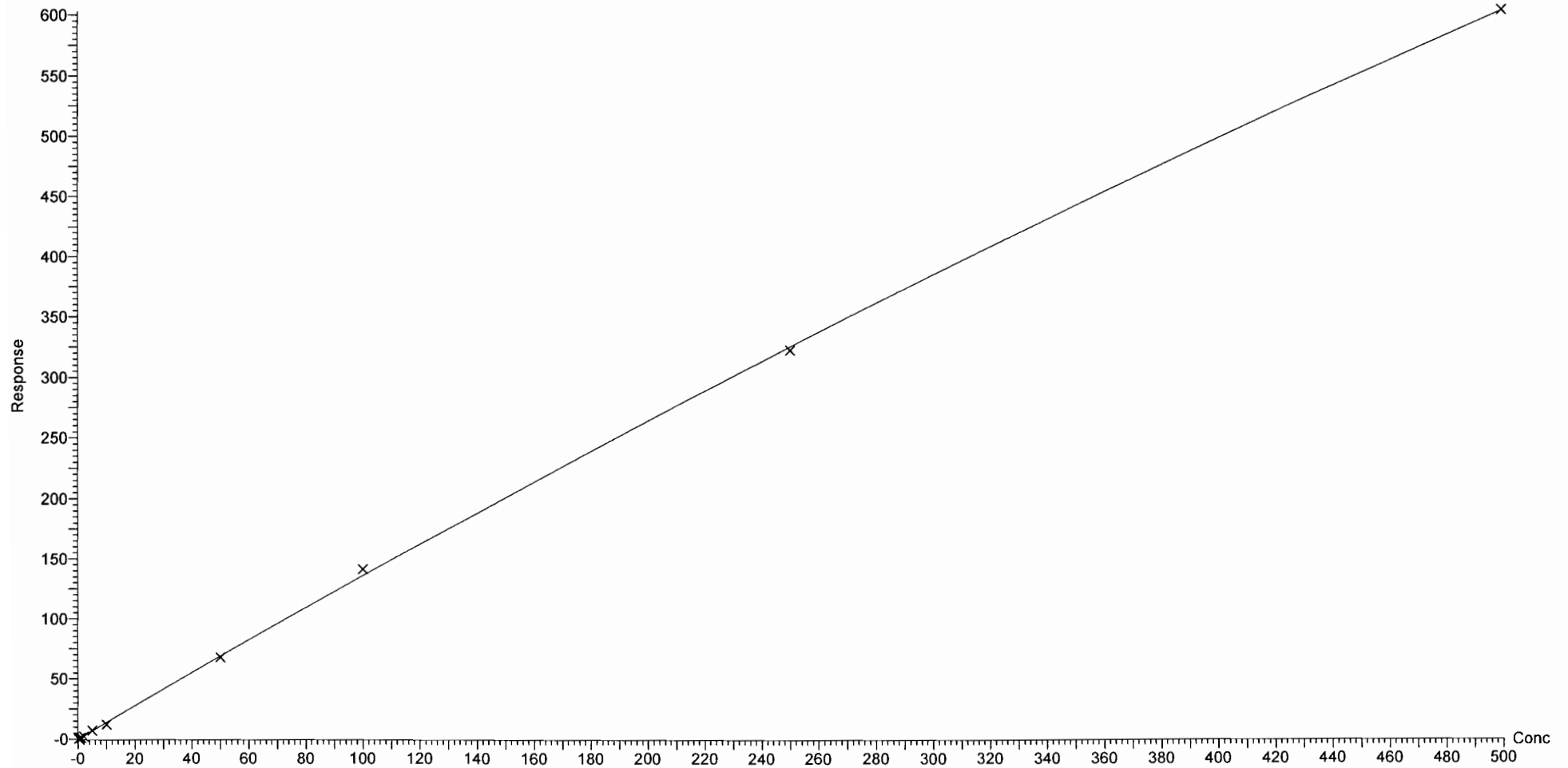
Compound name: 4:2 FTS

Coefficient of Determination:  $R^2 = 0.999493$

Calibration curve:  $-0.000390779 * x^2 + 1.39973 * x + -0.117989$

Response type: Internal Std ( Ref 36 ), Area \* ( IS Conc. / IS Area )

Curve type: 2nd Order, Origin: Exclude, Weighting: 1/x, Axis trans: None



Dataset: F:\Projects\PFAS.PRO\Results\180218M1\180218M1-CRV.qld

Last Altered: Sunday, February 18, 2018 16:51:38 Pacific Standard Time

Printed: Sunday, February 18, 2018 16:57:36 Pacific Standard Time

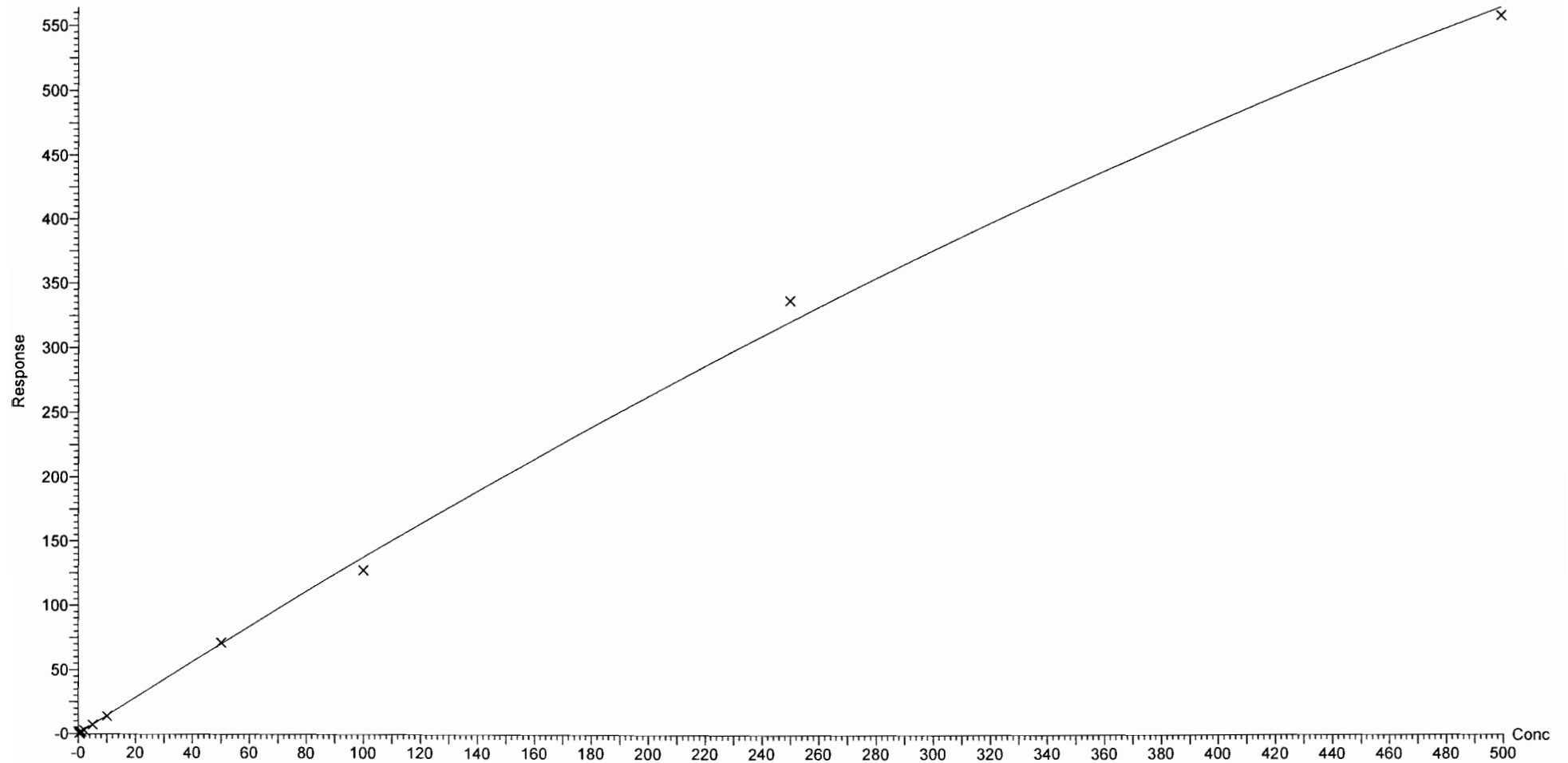
Compound name: PFHxA

Coefficient of Determination:  $R^2 = 0.998331$

Calibration curve:  $-0.000625225 * x^2 + 1.44055 * x - 0.0230724$

Response type: Internal Std ( Ref 37 ), Area \* ( IS Conc. / IS Area )

Curve type: 2nd Order, Origin: Include, Weighting: 1/x, Axis trans: None



Dataset: F:\Projects\PFAS.PRO\Results\180218M1\180218M1-CRV.qld

Last Altered: Sunday, February 18, 2018 16:51:38 Pacific Standard Time

Printed: Sunday, February 18, 2018 16:57:36 Pacific Standard Time

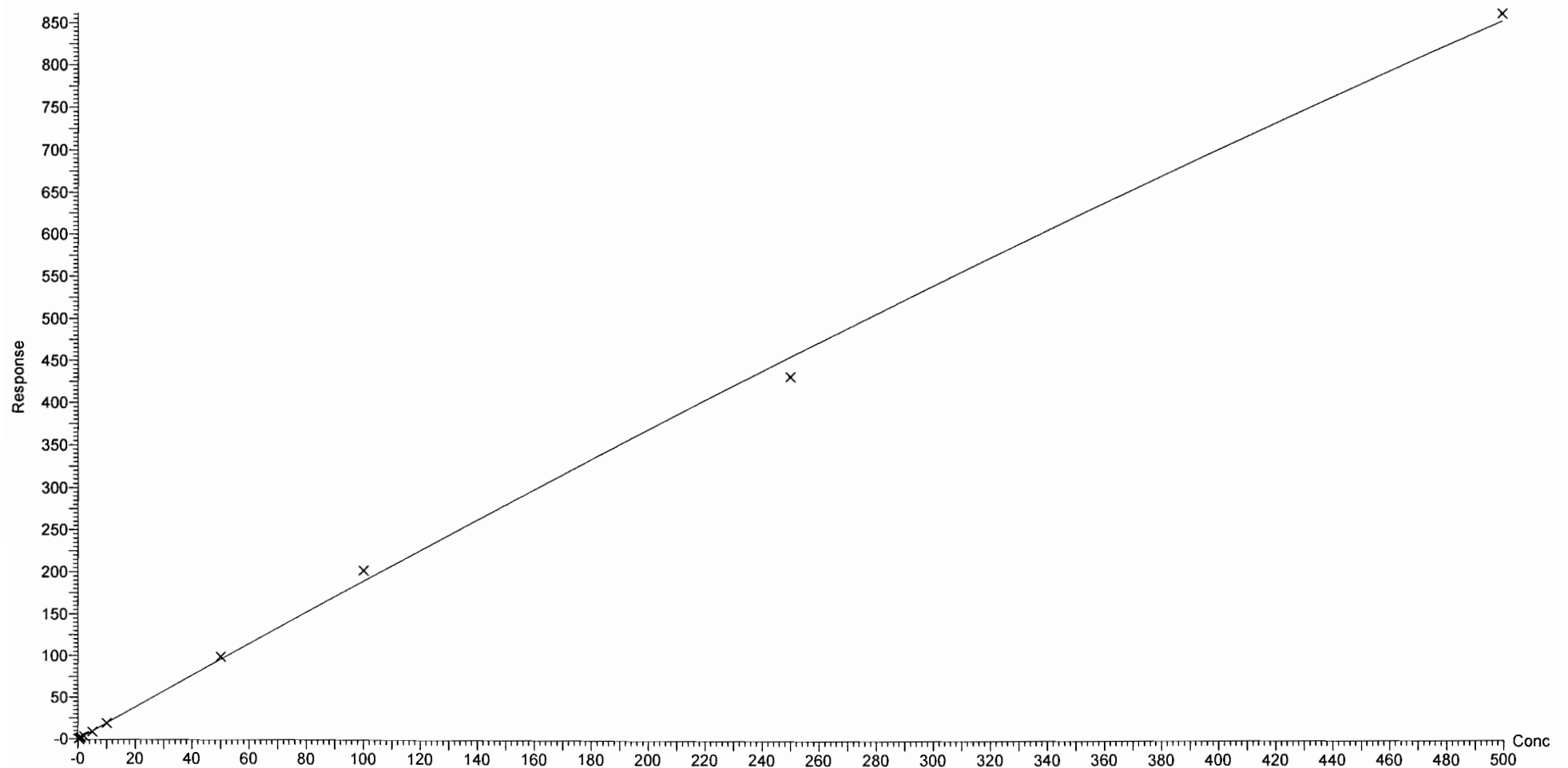
Compound name: PFPeS

Coefficient of Determination:  $R^2 = 0.998502$

Calibration curve:  $-0.00048067 * x^2 + 1.94509 * x + -0.14612$

Response type: Internal Std ( Ref 36 ), Area \* ( IS Conc. / IS Area )

Curve type: 2nd Order, Origin: Exclude, Weighting: 1/x, Axis trans: None



Dataset: F:\Projects\PFAS.PRO\Results\180218M1\180218M1-CRV.qld

Last Altered: Sunday, February 18, 2018 16:51:38 Pacific Standard Time

Printed: Sunday, February 18, 2018 16:57:36 Pacific Standard Time

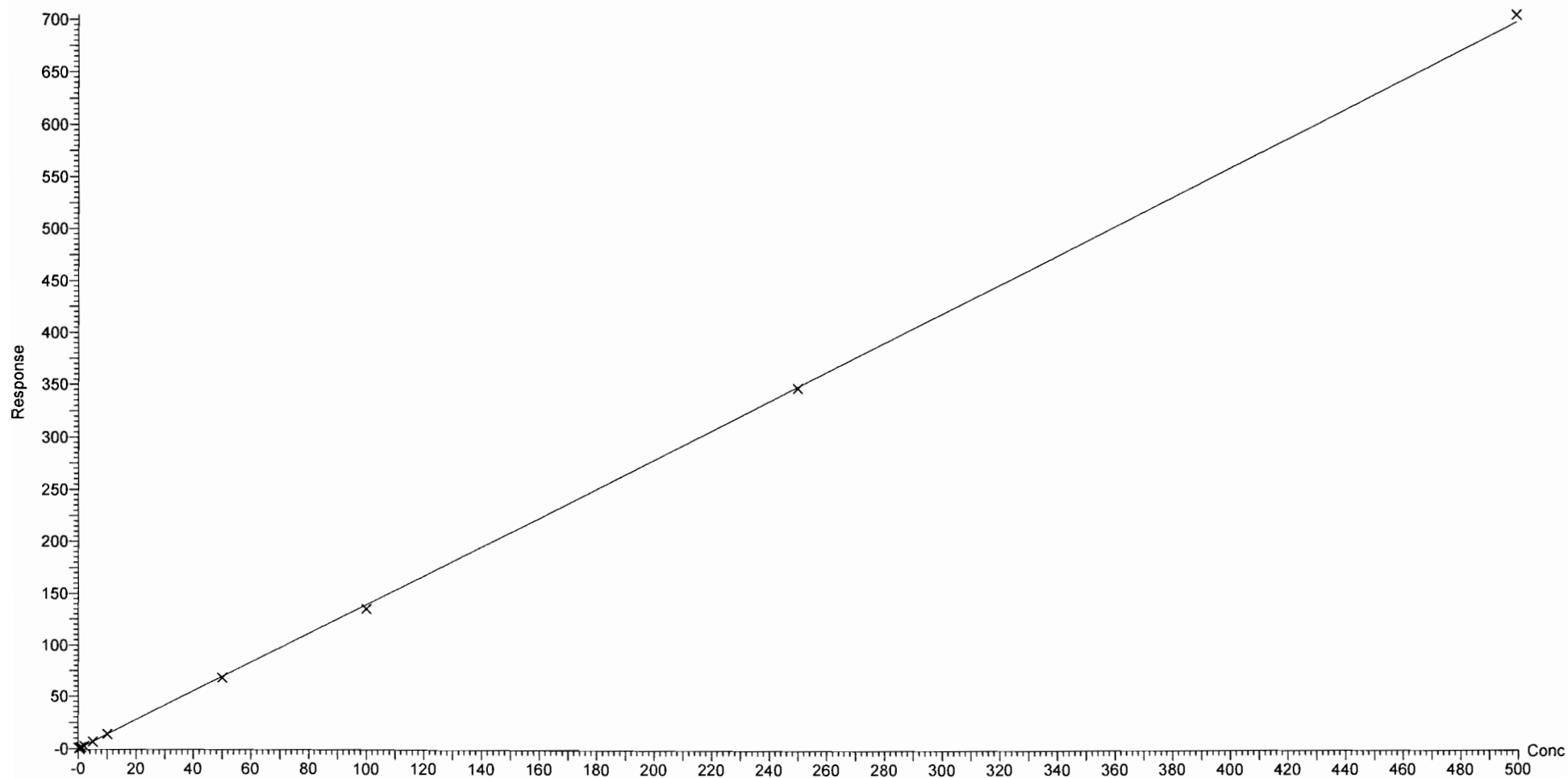
Compound name: PFHpA

Correlation coefficient:  $r = 0.999894$ ,  $r^2 = 0.999788$

Calibration curve:  $1.39498 * x + -0.0363563$

Response type: Internal Std ( Ref 38 ), Area \* ( IS Conc. / IS Area )

Curve type: Linear, Origin: Exclude, Weighting: 1/x, Axis trans: None



Dataset: F:\Projects\PFAS.PRO\Results\180218M1\180218M1-CRV.qld

Last Altered: Sunday, February 18, 2018 16:51:38 Pacific Standard Time

Printed: Sunday, February 18, 2018 16:57:36 Pacific Standard Time

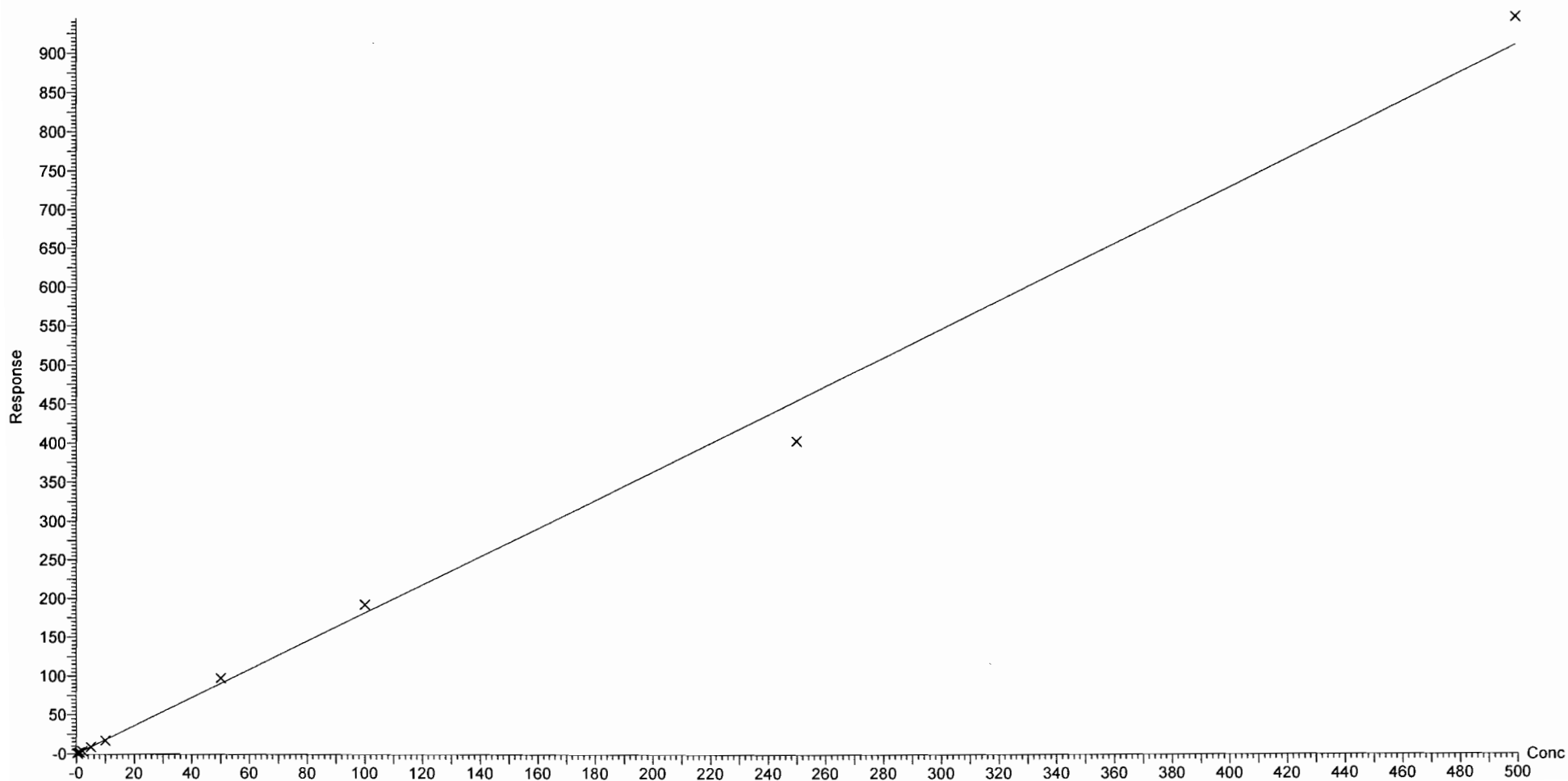
Compound name: L-PFHxS

Correlation coefficient:  $r = 0.997481$ ,  $r^2 = 0.994969$

Calibration curve:  $1.81867 * x + -0.139284$

Response type: Internal Std ( Ref 39 ), Area \* ( IS Conc. / IS Area )

Curve type: Linear, Origin: Exclude, Weighting: 1/x, Axis trans: None



Dataset: F:\Projects\PFAS.PRO\Results\180218M1\180218M1-CRV.qld

Last Altered: Sunday, February 18, 2018 16:51:38 Pacific Standard Time

Printed: Sunday, February 18, 2018 16:57:36 Pacific Standard Time

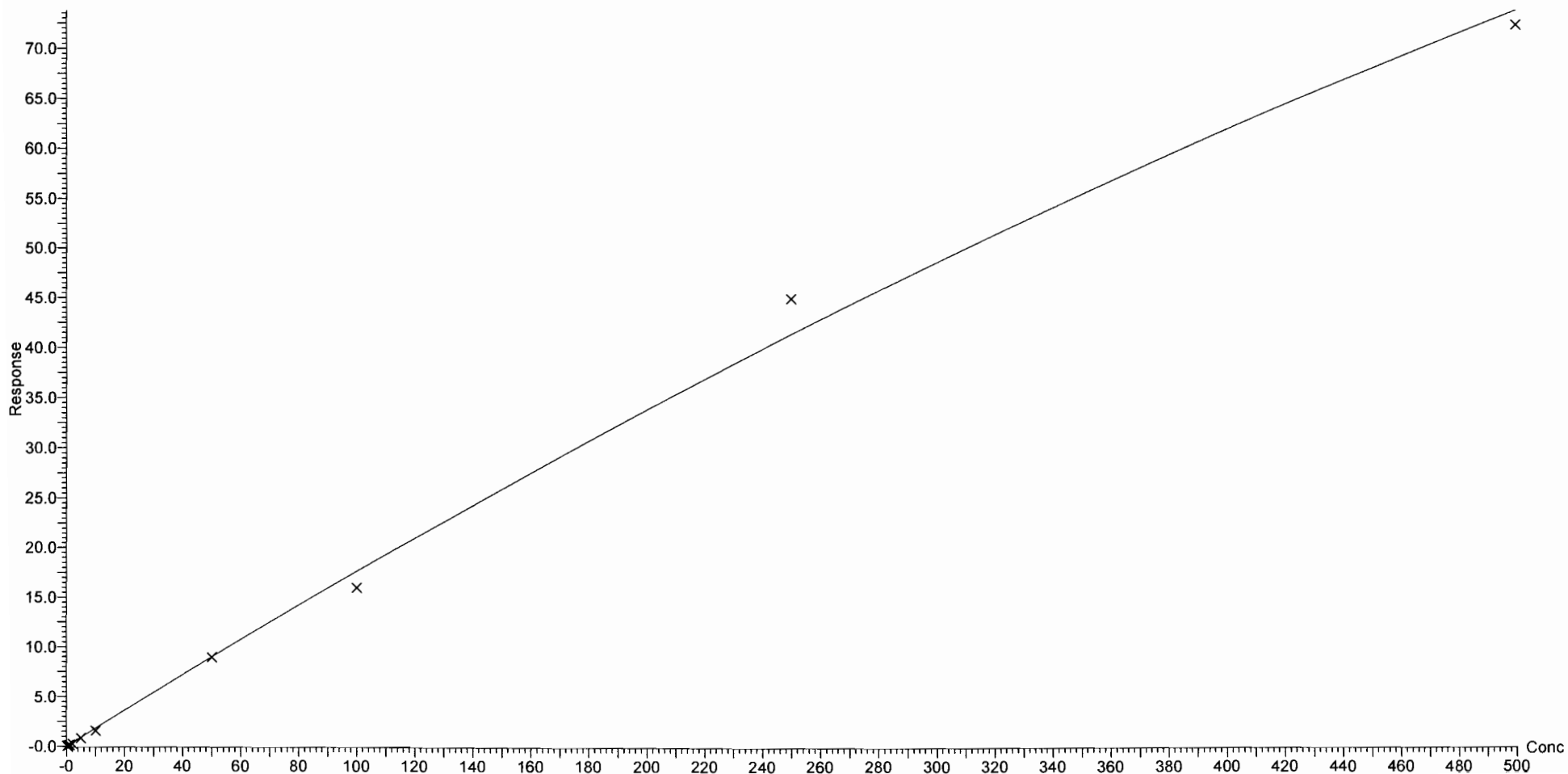
Compound name: 6:2 FTS

Coefficient of Determination:  $R^2 = 0.995872$

Calibration curve:  $-7.29609e-005 * x^2 + 0.183895 * x - 0.0125626$

Response type: Internal Std ( Ref 40 ), Area \* ( IS Conc. / IS Area )

Curve type: 2nd Order, Origin: Include, Weighting: 1/x, Axis trans: None



Dataset: F:\Projects\PFAS.PRO\Results\180218M1\180218M1-CRV.qld

Last Altered: Sunday, February 18, 2018 16:51:38 Pacific Standard Time

Printed: Sunday, February 18, 2018 16:57:36 Pacific Standard Time

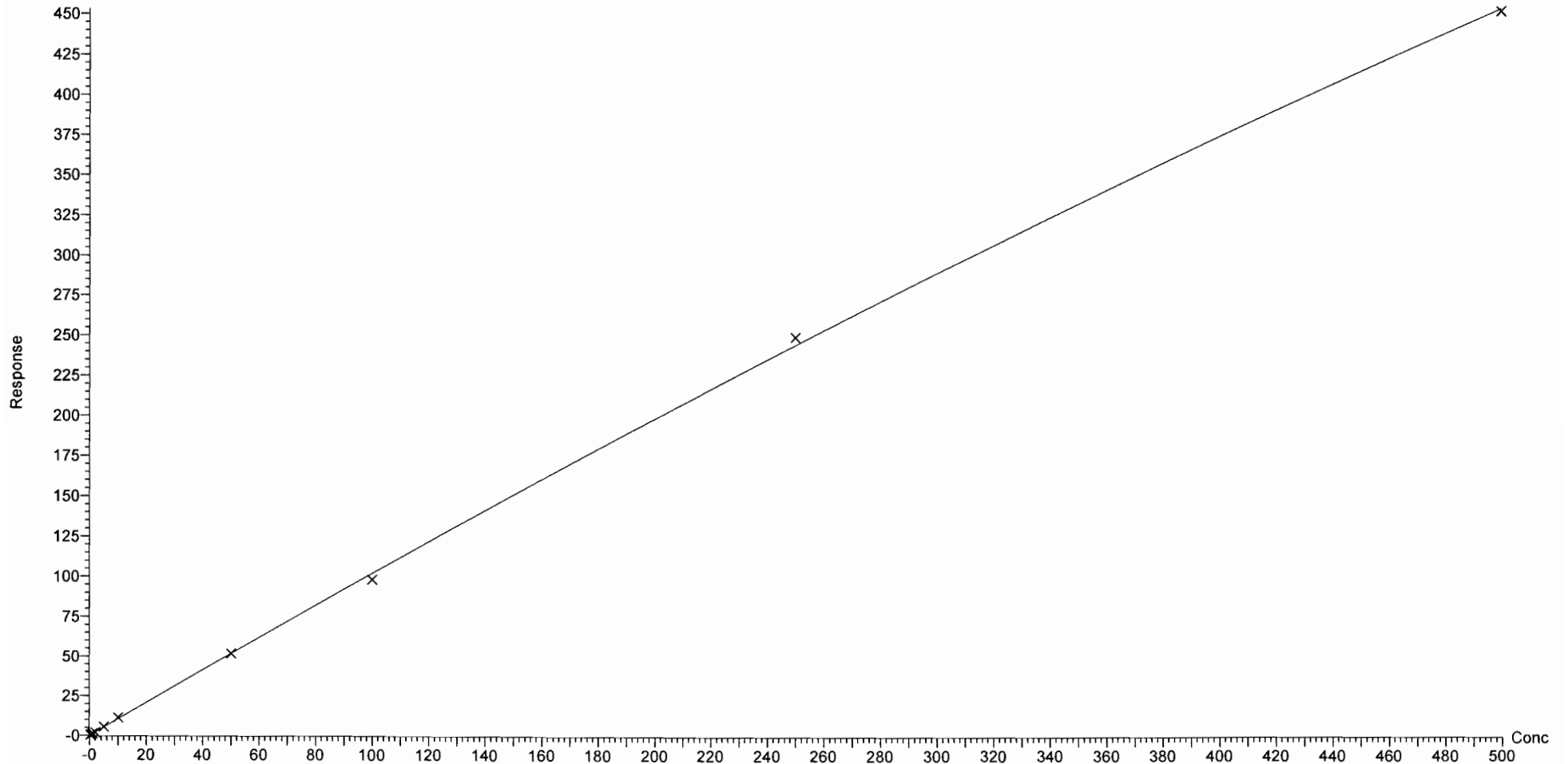
Compound name: L-PFOA

Coefficient of Determination:  $R^2 = 0.999533$

Calibration curve:  $-0.000286272 * x^2 + 1.04953 * x + 0.0728762$

Response type: Internal Std ( Ref 40 ), Area \* ( IS Conc. / IS Area )

Curve type: 2nd Order, Origin: Exclude, Weighting: 1/x, Axis trans: None





Dataset: F:\Projects\PFAS.PRO\Results\180218M1\180218M1-CRV.qld

Last Altered: Sunday, February 18, 2018 16:51:38 Pacific Standard Time

Printed: Sunday, February 18, 2018 16:57:36 Pacific Standard Time

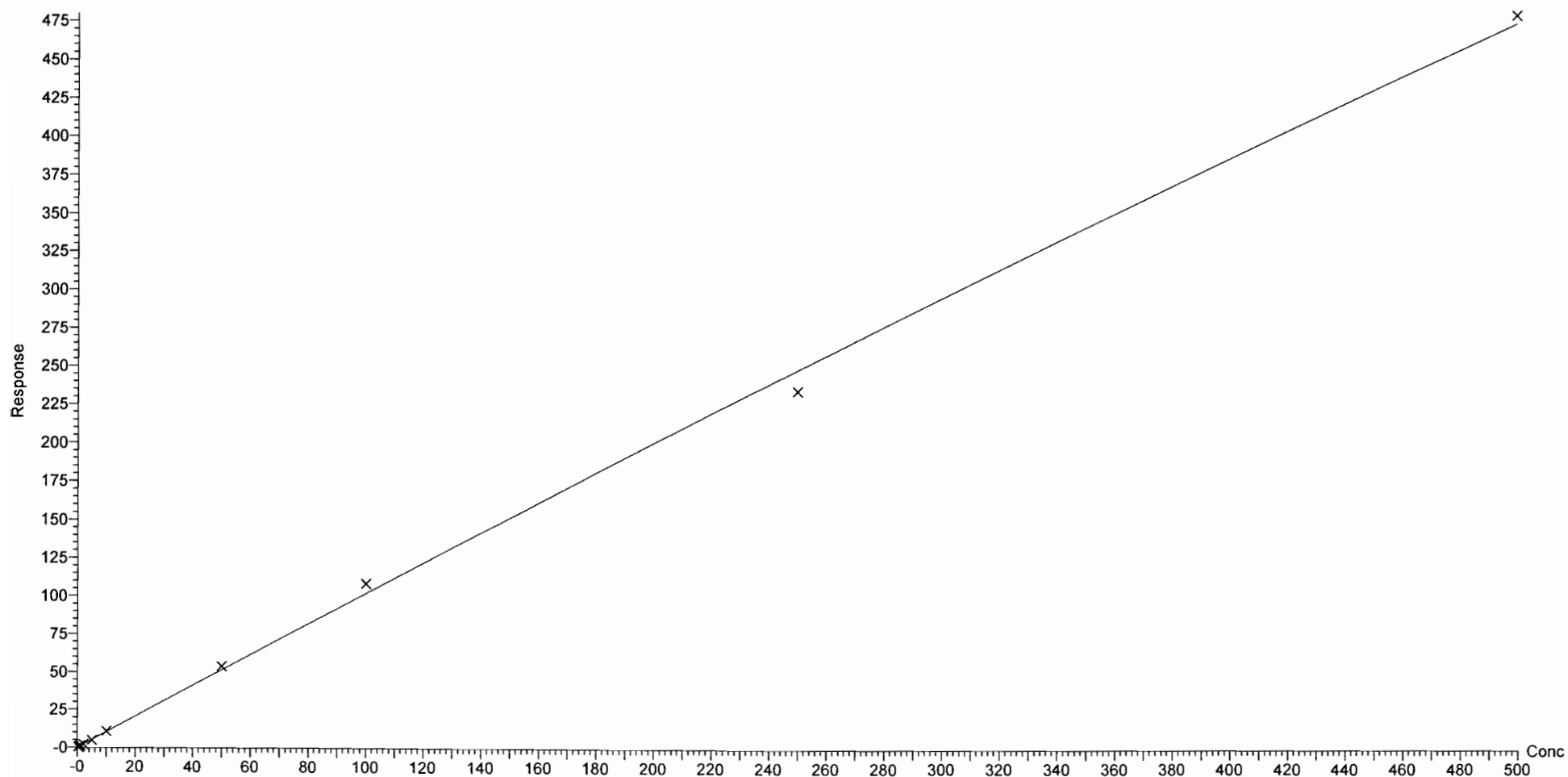
Compound name: PFHpS

Coefficient of Determination:  $R^2 = 0.998360$

Calibration curve:  $-0.000180022 * x^2 + 1.03863 * x + 0.000128351$

Response type: Internal Std ( Ref 43 ), Area \* ( IS Conc. / IS Area )

Curve type: 2nd Order, Origin: Exclude, Weighting: 1/x, Axis trans: None



Dataset: F:\Projects\PFAS.PRO\Results\180218M1\180218M1-CRV.qld

Last Altered: Sunday, February 18, 2018 16:51:38 Pacific Standard Time

Printed: Sunday, February 18, 2018 16:57:36 Pacific Standard Time

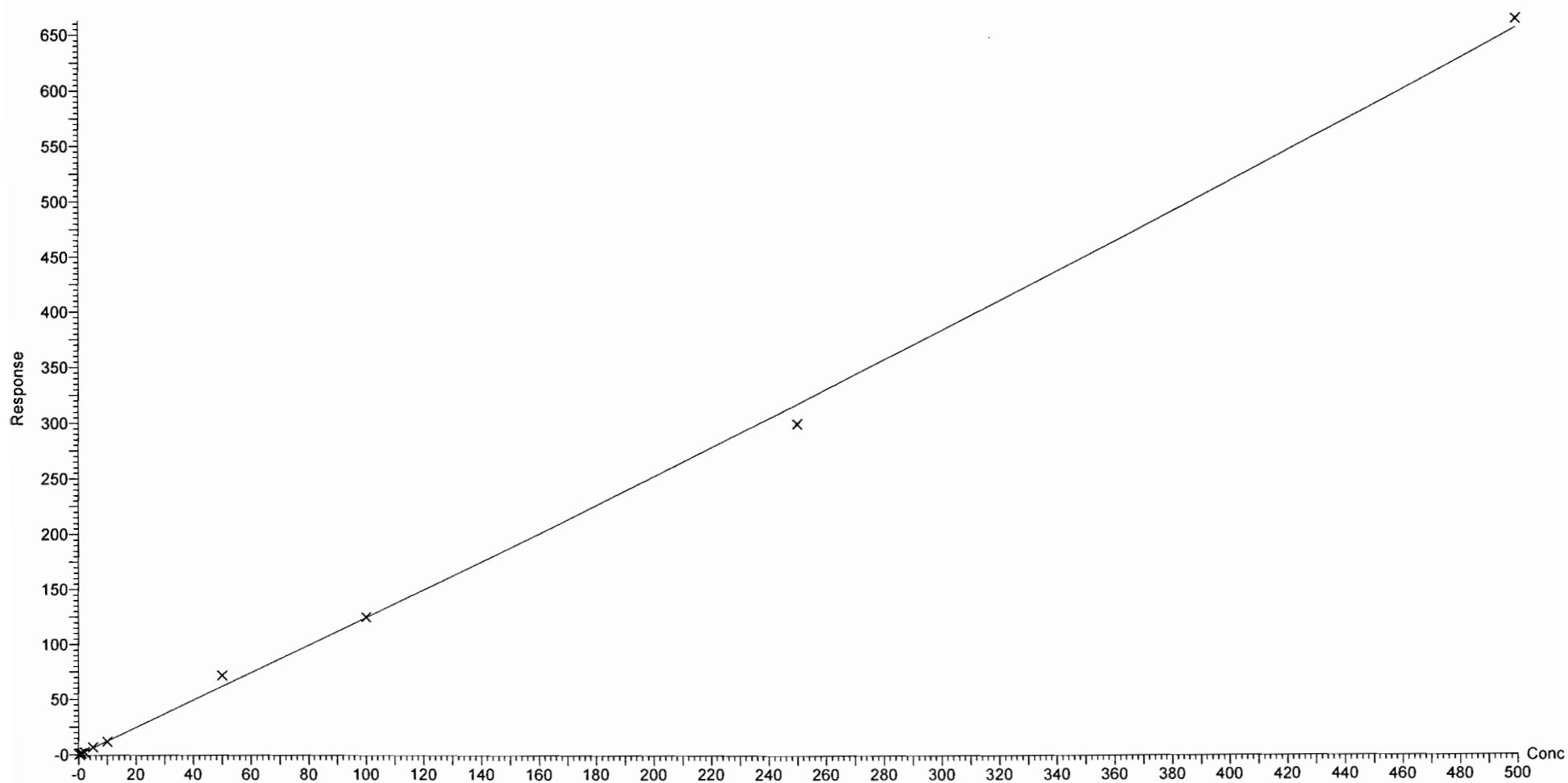
Compound name: PFNA

Coefficient of Determination:  $R^2 = 0.997684$

Calibration curve:  $0.000165467 * x^2 + 1.22692 * x + 0.0696391$

Response type: Internal Std ( Ref 41 ), Area \* ( IS Conc. / IS Area )

Curve type: 2nd Order, Origin: Exclude, Weighting: 1/x, Axis trans: None



Dataset: F:\Projects\PFAS.PRO\Results\180218M1\180218M1-CRV.qld

Last Altered: Sunday, February 18, 2018 16:51:38 Pacific Standard Time

Printed: Sunday, February 18, 2018 16:57:36 Pacific Standard Time

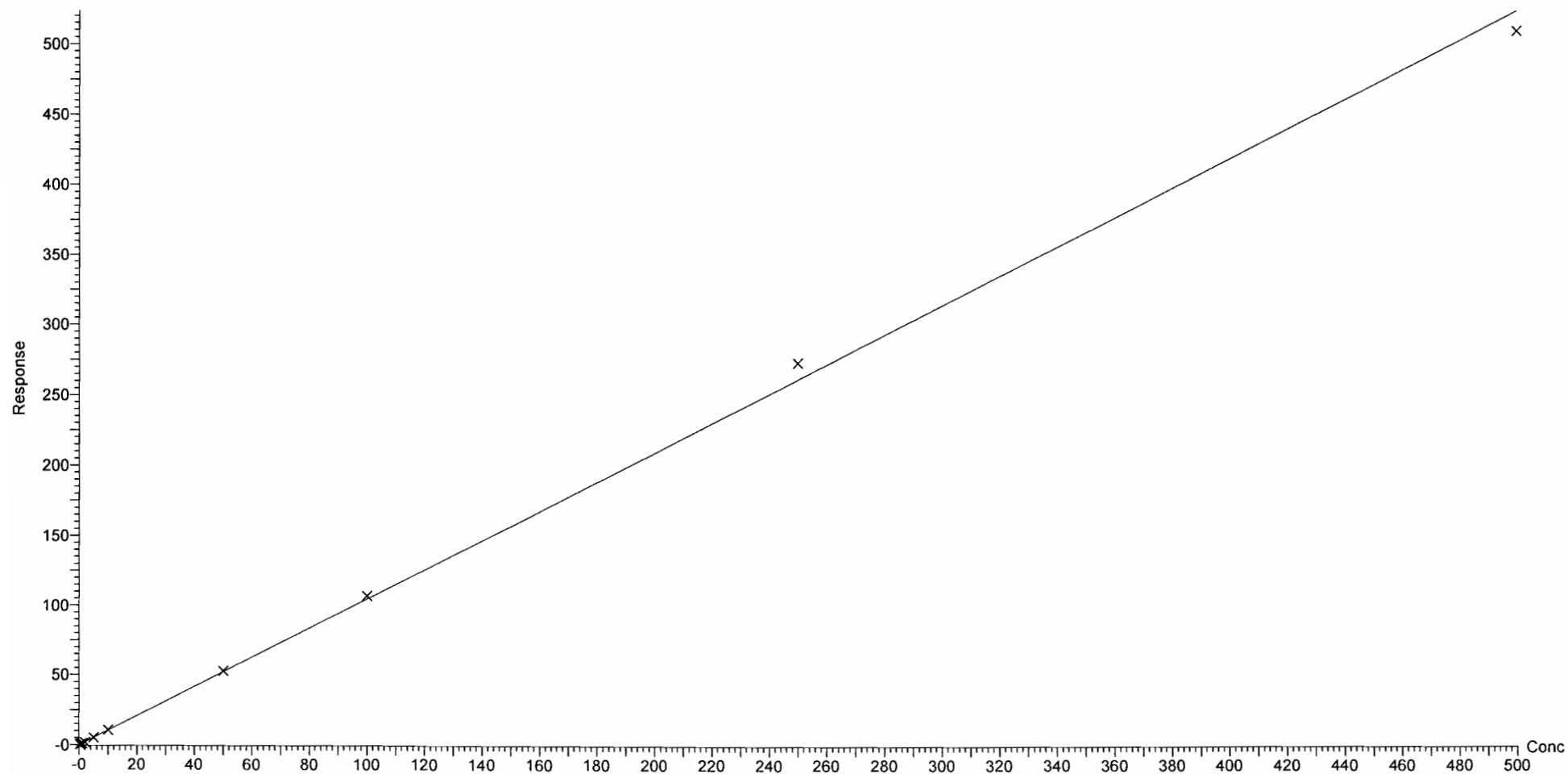
Compound name: PFOSA

Correlation coefficient:  $r = 0.999474$ ,  $r^2 = 0.998948$

Calibration curve:  $1.04652 * x + 0.013165$

Response type: Internal Std ( Ref 42 ), Area \* ( IS Conc. / IS Area )

Curve type: Linear, Origin: Exclude, Weighting: 1/x, Axis trans: None



Dataset: F:\Projects\PFAS.PRO\Results\180218M1\180218M1-CRV.qld

Last Altered: Sunday, February 18, 2018 16:51:38 Pacific Standard Time

Printed: Sunday, February 18, 2018 16:57:36 Pacific Standard Time

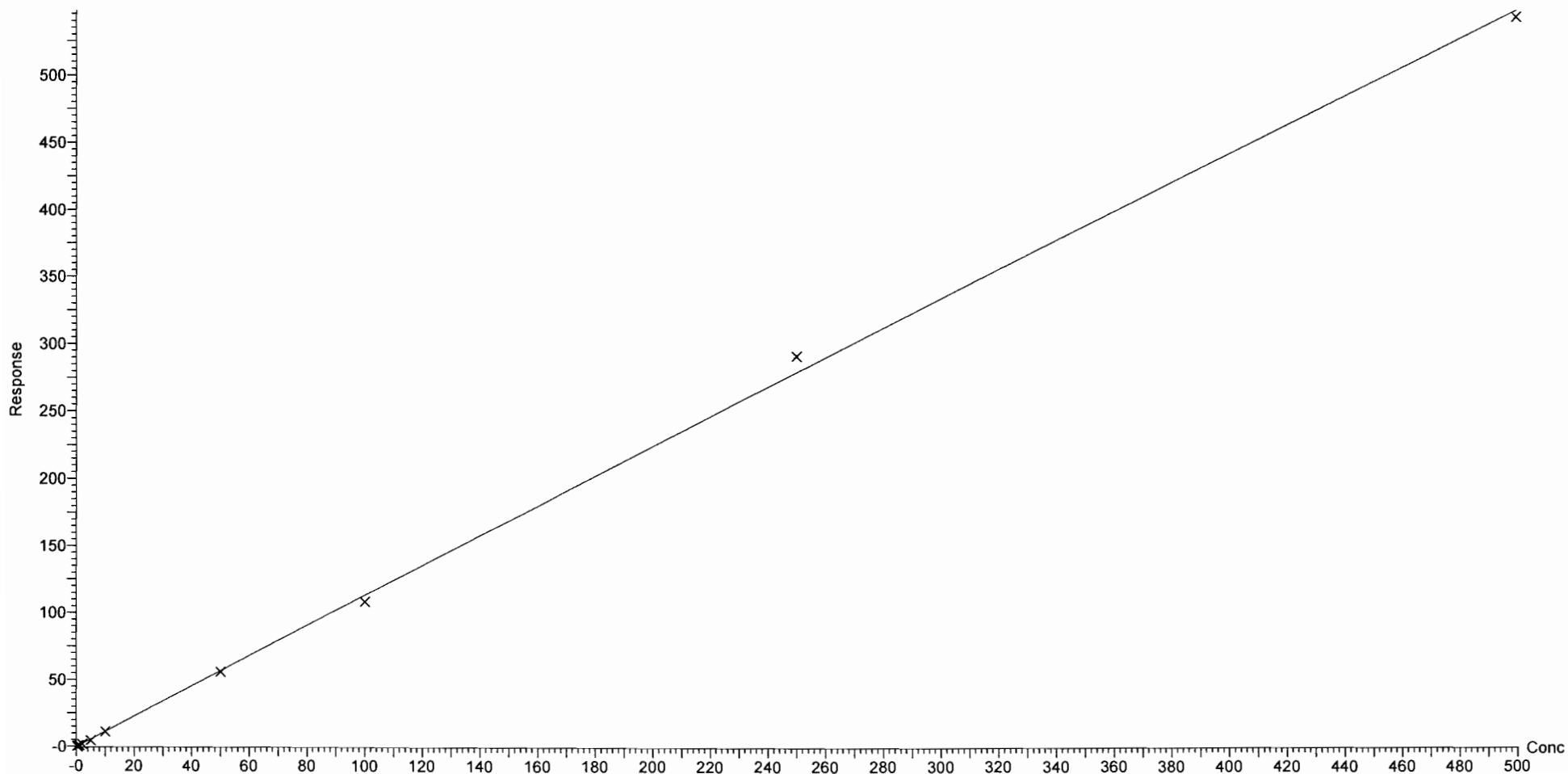
Compound name: L-PFOS

Coefficient of Determination:  $R^2 = 0.998897$

Calibration curve:  $-9.34672e-005 * x^2 + 1.14122 * x + -0.128305$

Response type: Internal Std ( Ref 43 ), Area \* ( IS Conc. / IS Area )

Curve type: 2nd Order, Origin: Exclude, Weighting: 1/x, Axis trans: None



Dataset: F:\Projects\PFAS.PRO\Results\180218M1\180218M1-CRV.qld

Last Altered: Sunday, February 18, 2018 16:51:38 Pacific Standard Time

Printed: Sunday, February 18, 2018 16:57:36 Pacific Standard Time

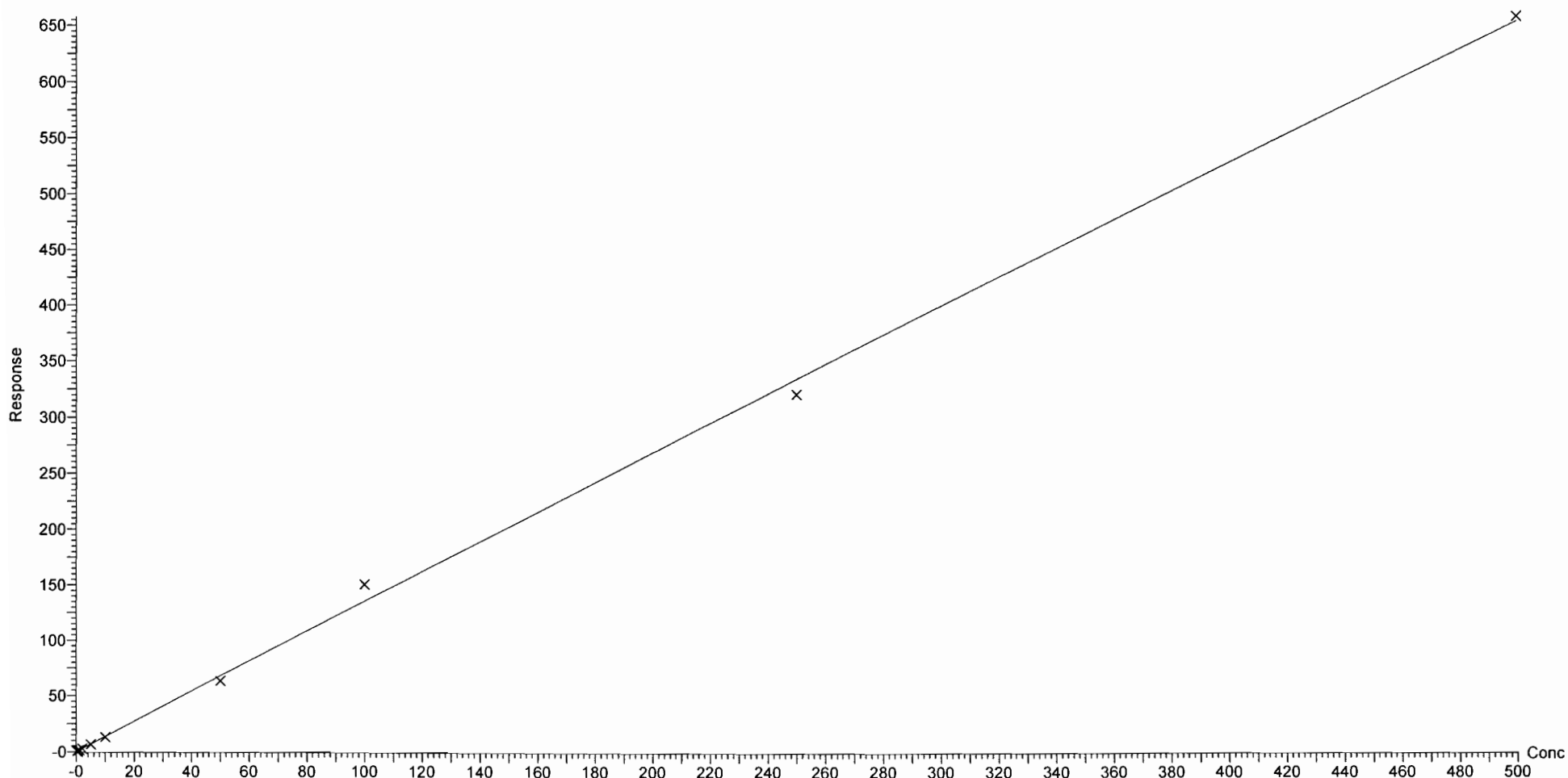
Compound name: PFDA

Coefficient of Determination:  $R^2 = 0.997742$

Calibration curve:  $-0.000124845 * x^2 + 1.3691 * x + 0.0298191$

Response type: Internal Std ( Ref 44 ), Area \* ( IS Conc. / IS Area )

Curve type: 2nd Order, Origin: Exclude, Weighting: 1/x, Axis trans: None



Dataset: F:\Projects\PFAS.PRO\Results\180218M1\180218M1-CRV.qld

Last Altered: Sunday, February 18, 2018 16:51:38 Pacific Standard Time

Printed: Sunday, February 18, 2018 16:57:36 Pacific Standard Time

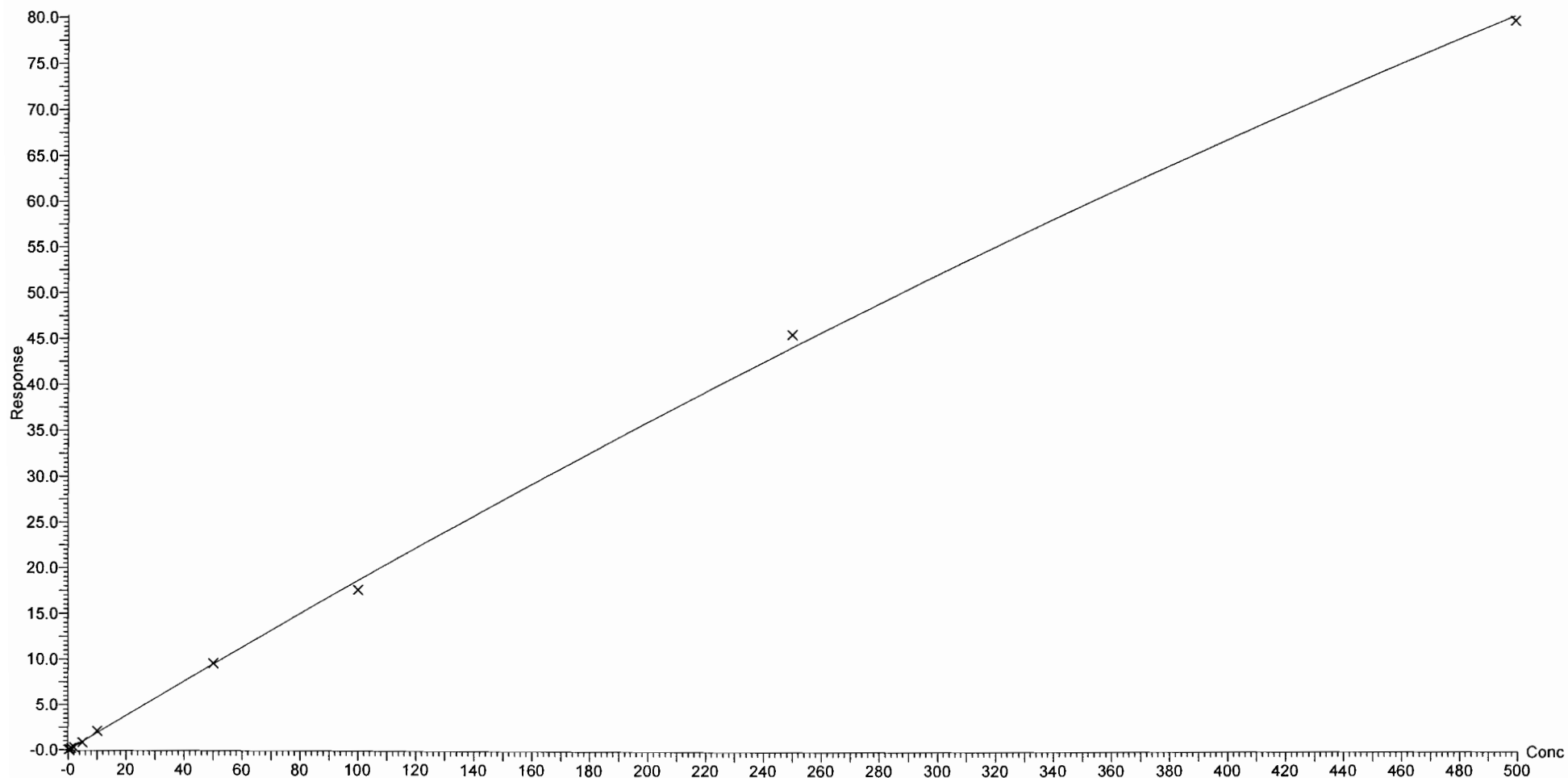
Compound name: 8:2 FTS

Coefficient of Determination:  $R^2 = 0.998934$

Calibration curve:  $-6.56618e-005 * x^2 + 0.193315 * x + -0.0152542$

Response type: Internal Std ( Ref 40 ), Area \* ( IS Conc. / IS Area )

Curve type: 2nd Order, Origin: Include, Weighting: 1/x, Axis trans: None



Dataset: F:\Projects\PFAS.PRO\Results\180218M1\180218M1-CRV.qld

Last Altered: Sunday, February 18, 2018 16:51:38 Pacific Standard Time

Printed: Sunday, February 18, 2018 16:57:36 Pacific Standard Time

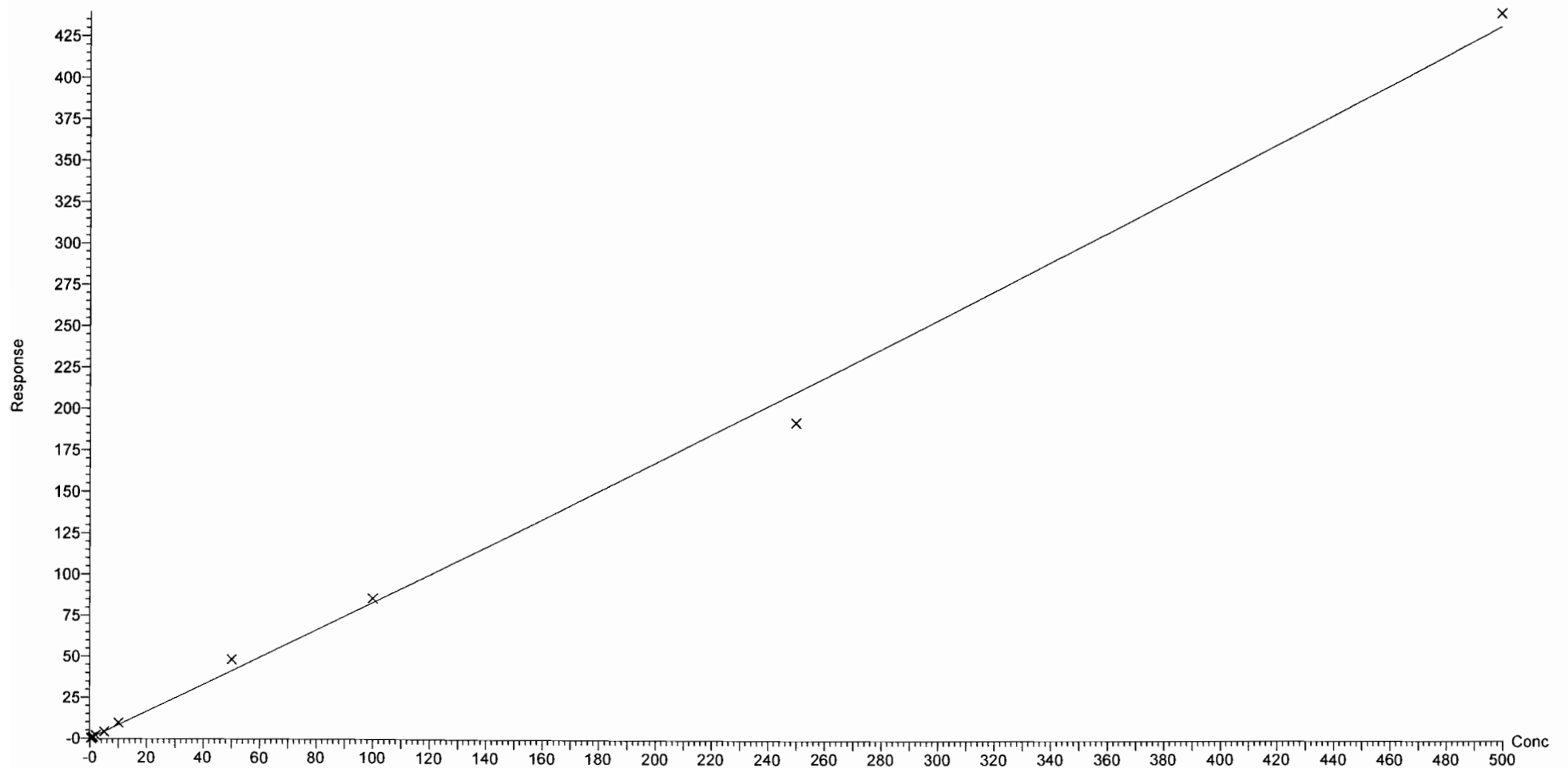
Compound name: PFNS

Coefficient of Determination:  $R^2 = 0.995875$

Calibration curve:  $7.79371e-005 * x^2 + 0.823785 * x + 0.0283391$

Response type: Internal Std ( Ref 43 ), Area \* ( IS Conc. / IS Area )

Curve type: 2nd Order, Origin: Exclude, Weighting: 1/x, Axis trans: None



Dataset: F:\Projects\PFAS.PRO\Results\180218M1\180218M1-CRV.qld

Last Altered: Sunday, February 18, 2018 16:51:38 Pacific Standard Time

Printed: Sunday, February 18, 2018 16:57:36 Pacific Standard Time

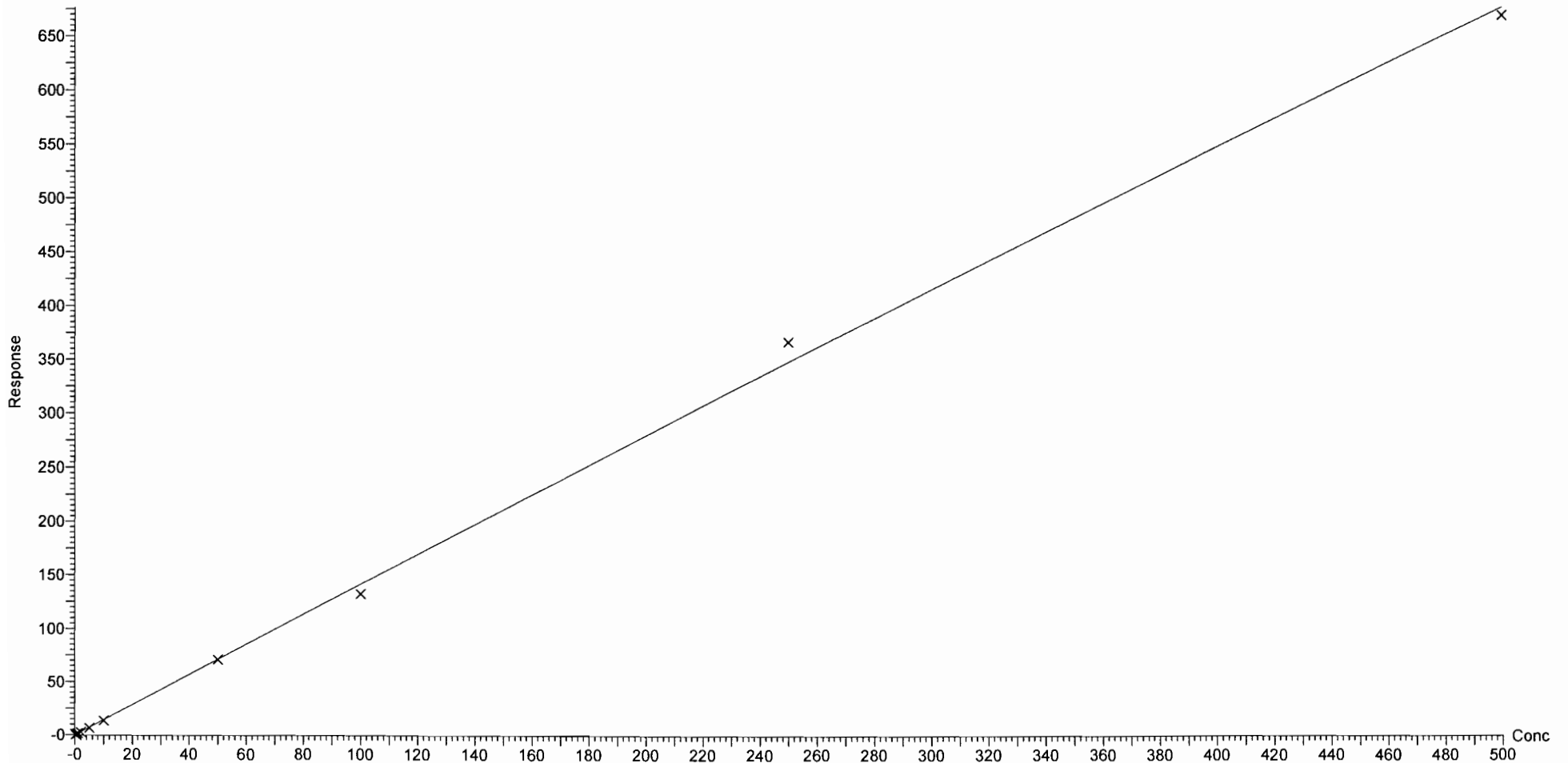
Compound name: N-MeFOSAA

Coefficient of Determination:  $R^2 = 0.998481$

Calibration curve:  $-0.000159644 * x^2 + 1.4326 * x + -0.125101$

Response type: Internal Std ( Ref 45 ), Area \* ( IS Conc. / IS Area )

Curve type: 2nd Order, Origin: Include, Weighting: 1/x, Axis trans: None



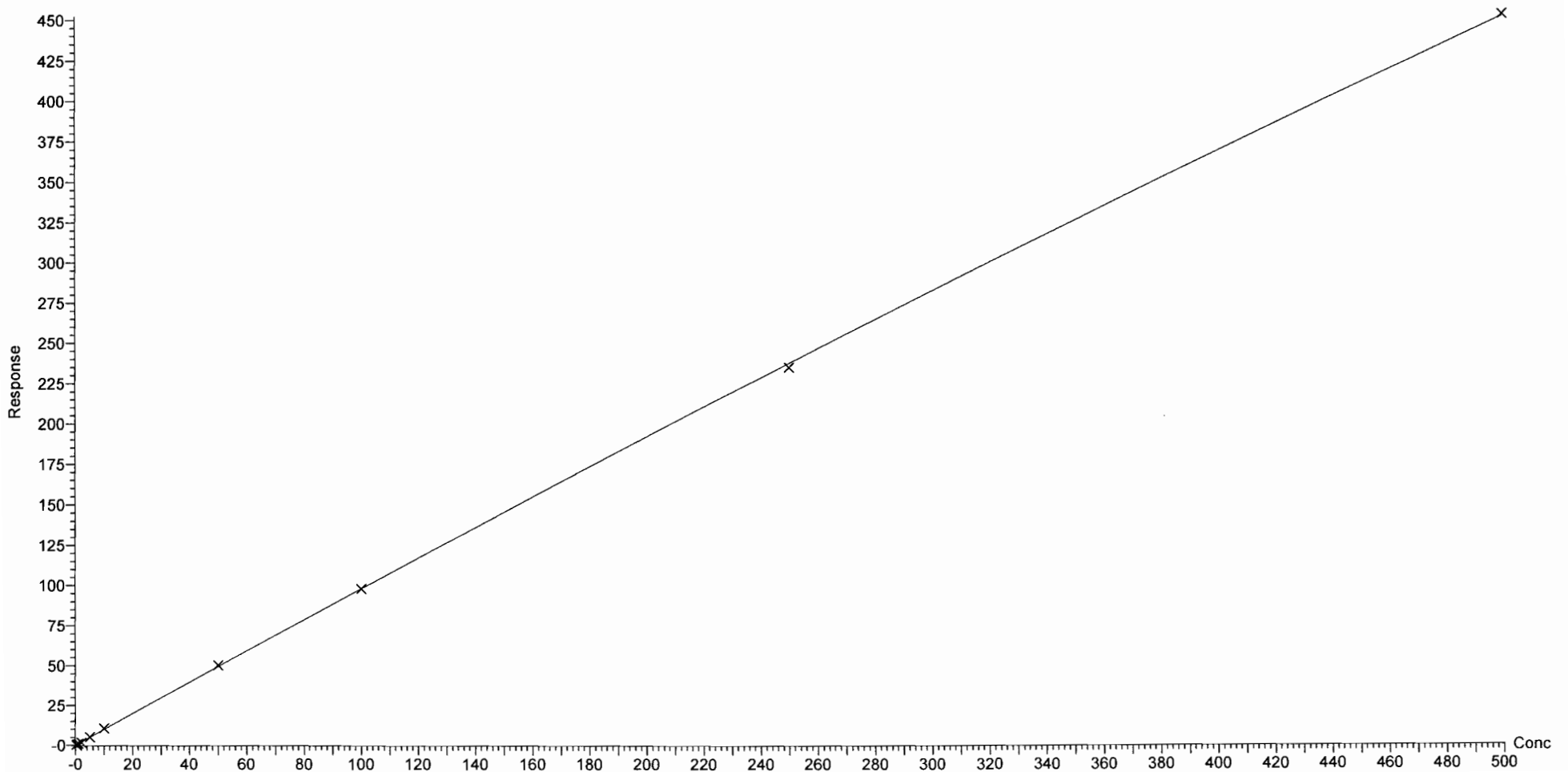


Dataset: F:\Projects\PFAS.PRO\Results\180218M1\180218M1-CRV.qld

Last Altered: Sunday, February 18, 2018 16:51:38 Pacific Standard Time

Printed: Sunday, February 18, 2018 16:57:36 Pacific Standard Time

Compound name: N-EtFOSAA  
Coefficient of Determination:  $R^2 = 0.999741$   
Calibration curve:  $-0.000194122 * x^2 + 0.999454 * x + -0.000977707$   
Response type: Internal Std ( Ref 46 ), Area \* ( IS Conc. / IS Area )  
Curve type: 2nd Order, Origin: Include, Weighting: 1/x, Axis trans: None

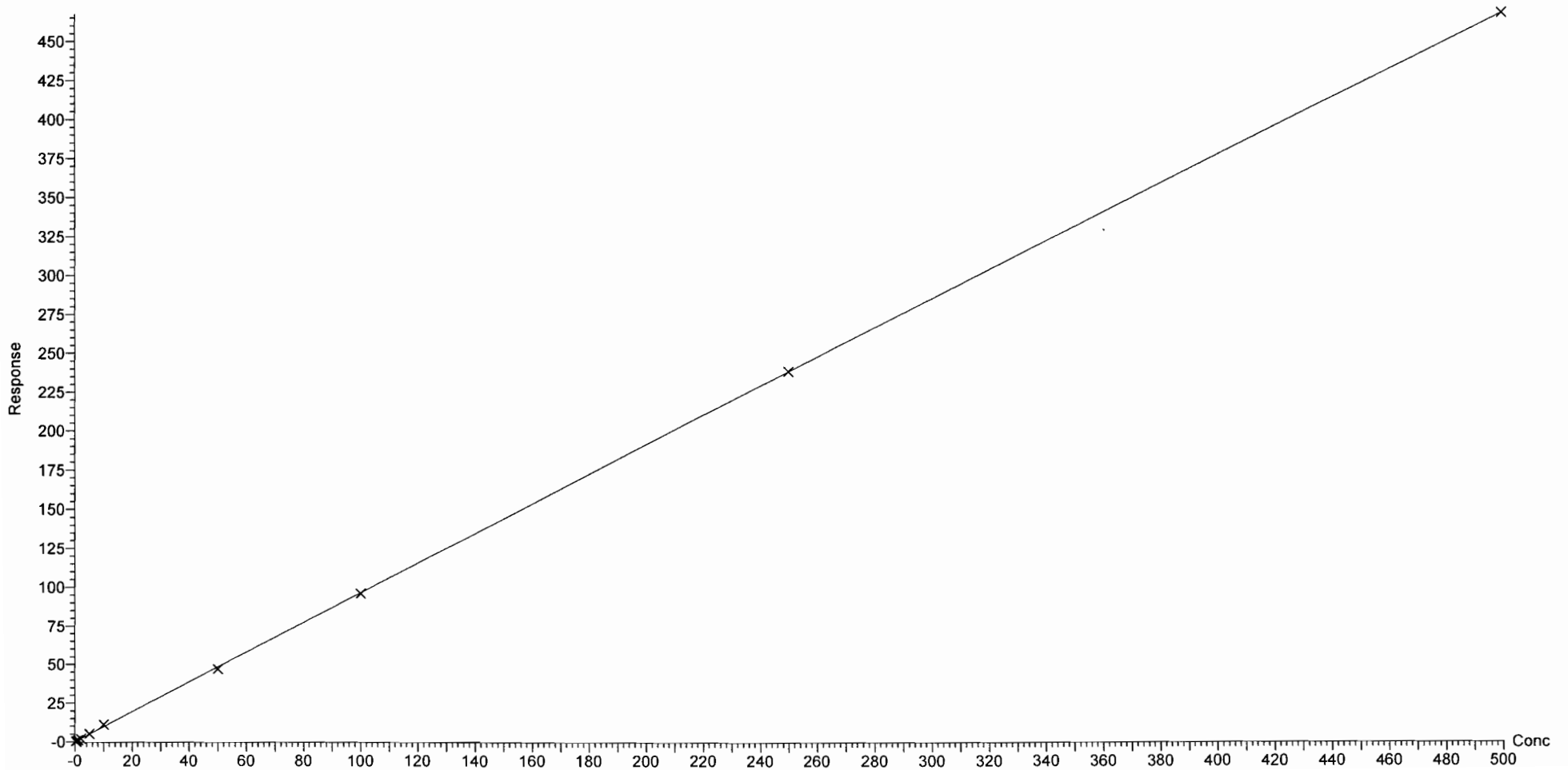


Dataset: F:\Projects\PFAS.PRO\Results\180218M1\180218M1-CRV.qld

Last Altered: Sunday, February 18, 2018 16:51:38 Pacific Standard Time

Printed: Sunday, February 18, 2018 16:57:36 Pacific Standard Time

Compound name: PFUdA  
Coefficient of Determination:  $R^2 = 0.999679$   
Calibration curve:  $-7.56914e-005 * x^2 + 0.972189 * x + 0.0865871$   
Response type: Internal Std ( Ref 47 ), Area \* ( IS Conc. / IS Area )  
Curve type: 2nd Order, Origin: Exclude, Weighting: 1/x, Axis trans: None



Dataset: F:\Projects\PFAS.PRO\Results\180218M1\180218M1-CRV.qld

Last Altered: Sunday, February 18, 2018 17:06:20 Pacific Standard Time

Printed: Sunday, February 18, 2018 17:06:52 Pacific Standard Time

Method: F:\Projects\PFAS.PRO\MethDB\PFAS\_FULL\_80C\_021318.mdb 15 Feb 2018 10:31:04

Calibration: F:\Projects\PFAS.PRO\CurveDB\C18\_VAL-PFAS\_Q4\_02-18-18-FULL.cdb 18 Feb 2018 17:06:20

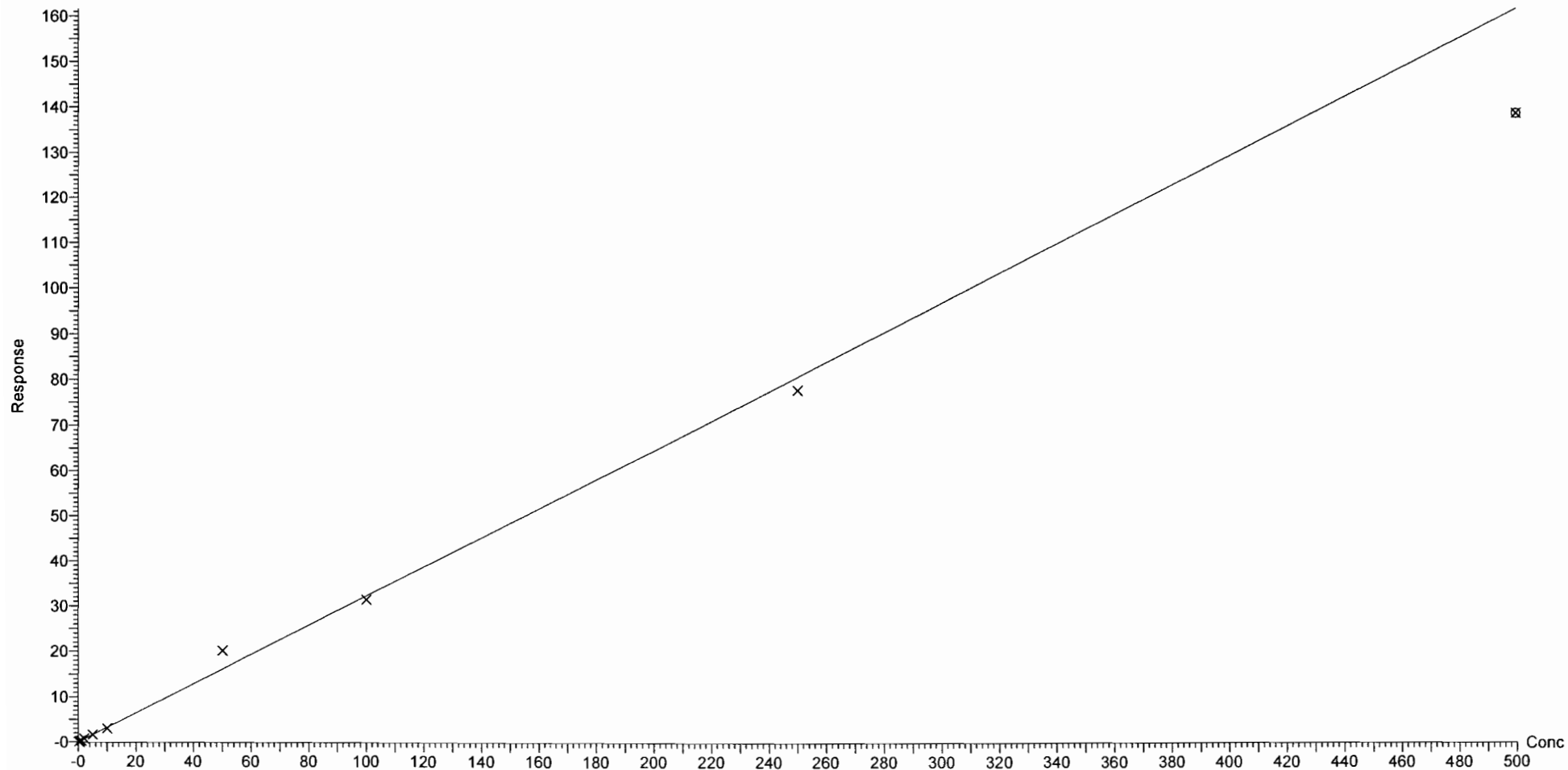
Compound name: PFDS

Correlation coefficient:  $r = 0.995588$ ,  $r^2 = 0.991196$

Calibration curve:  $0.32292 * x + 0.0178887$

Response type: Internal Std ( Ref 48 ), Area \* ( IS Conc. / IS Area )

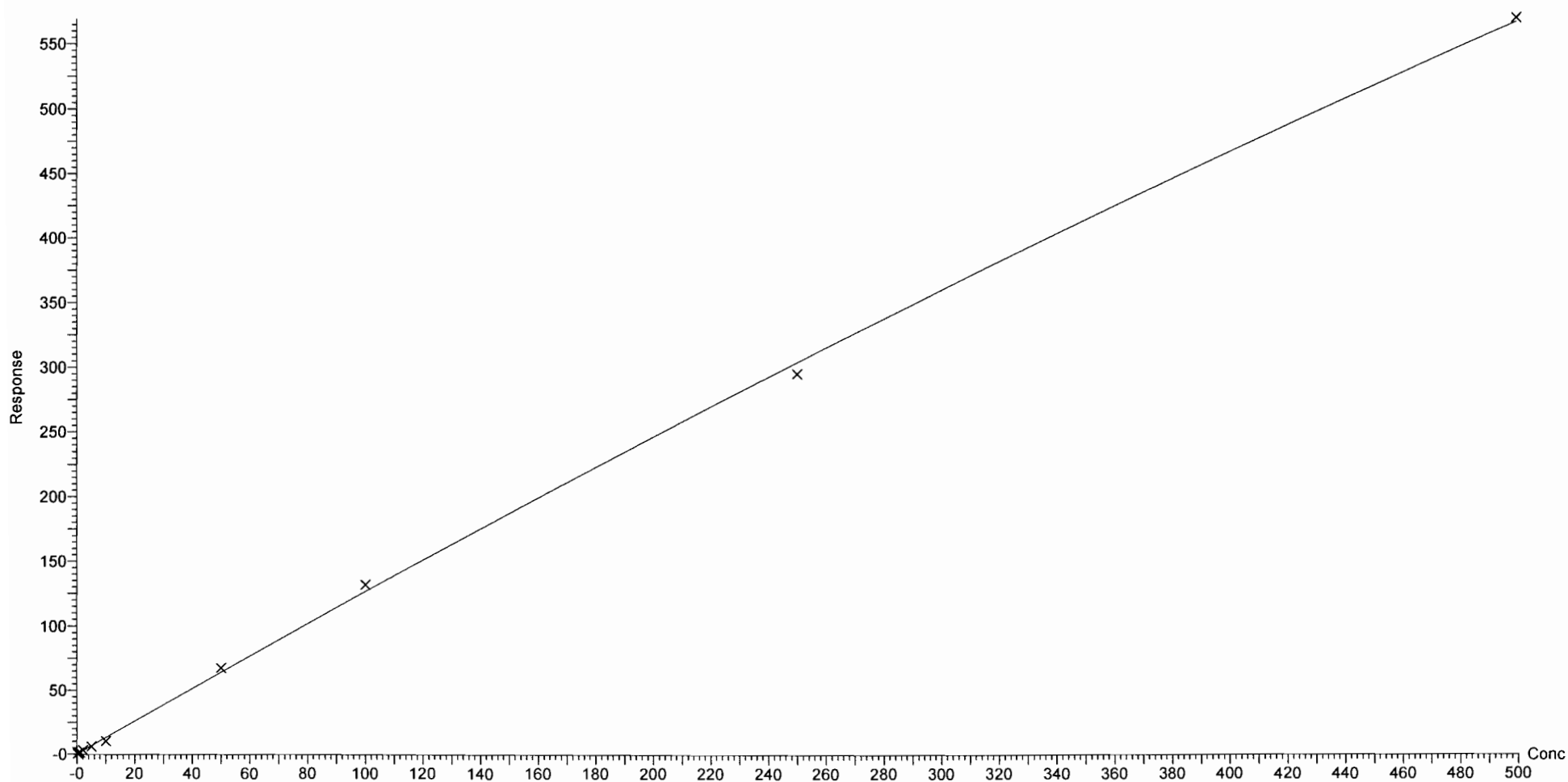
Curve type: Linear, Origin: Exclude, Weighting: 1/x, Axis trans: None



Dataset: F:\Projects\PFAS.PRO\Results\180218M1\180218M1-CRV.qld

Last Altered: Sunday, February 18, 2018 16:51:38 Pacific Standard Time  
Printed: Sunday, February 18, 2018 16:57:36 Pacific Standard Time

Compound name: PFDaA  
Coefficient of Determination:  $R^2 = 0.998578$   
Calibration curve:  $-0.000336186 * x^2 + 1.30032 * x + -0.00128491$   
Response type: Internal Std ( Ref 48 ), Area \* ( IS Conc. / IS Area )  
Curve type: 2nd Order, Origin: Exclude, Weighting: 1/x, Axis trans: None



Dataset: F:\Projects\PFAS.PRO\Results\180218M1\180218M1-CRV.qld

Last Altered: Sunday, February 18, 2018 16:51:38 Pacific Standard Time

Printed: Sunday, February 18, 2018 16:57:36 Pacific Standard Time

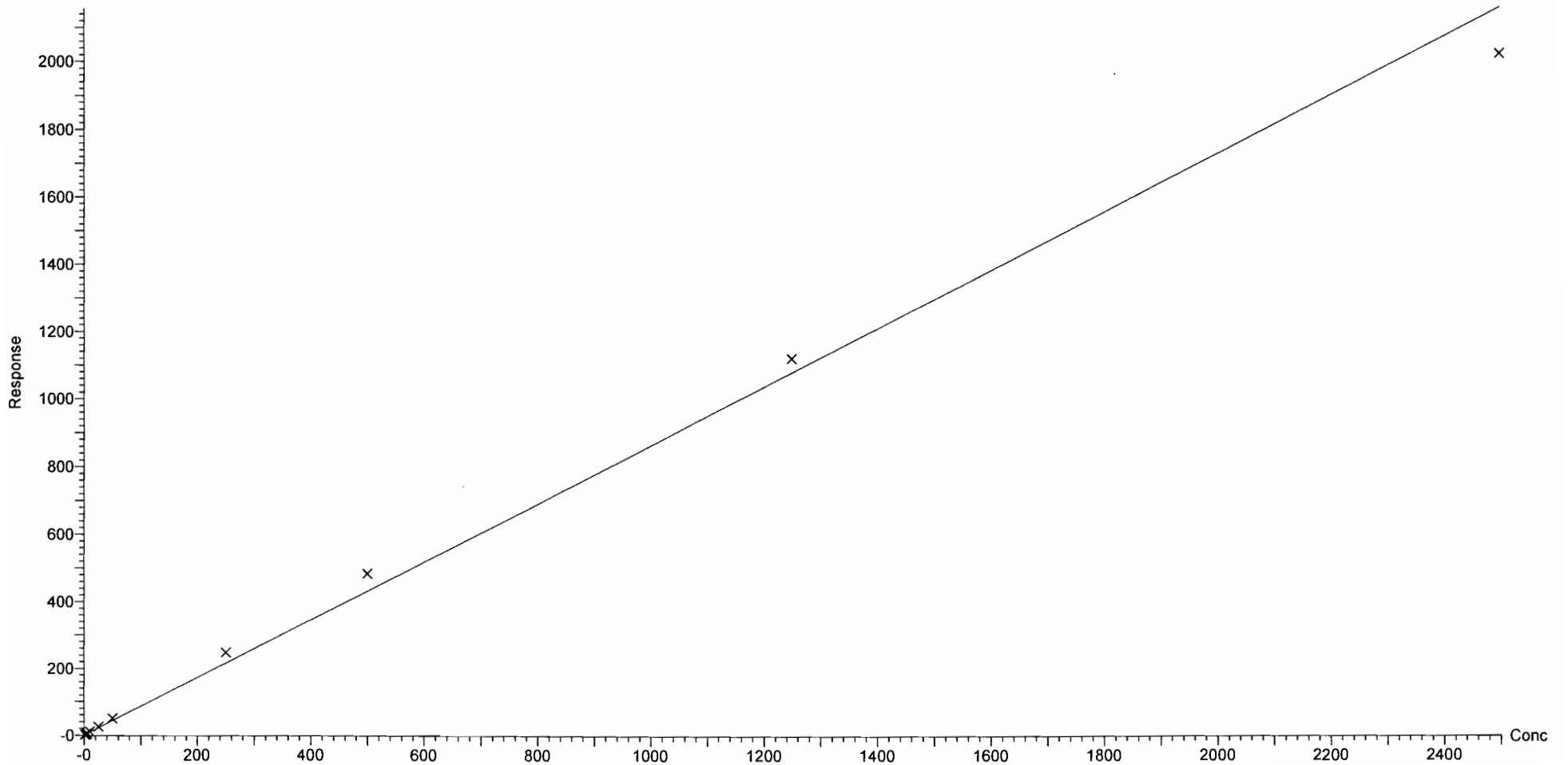
Compound name: N-MeFOSA

Correlation coefficient:  $r = 0.997073$ ,  $r^2 = 0.994154$

Calibration curve:  $0.862014 * x + 0.507162$

Response type: Internal Std ( Ref 49 ), Area \* ( IS Conc. / IS Area )

Curve type: Linear, Origin: Include, Weighting: 1/x, Axis trans: None



Dataset: F:\Projects\PFAS.PRO\Results\180218M1\180218M1-CRV.qld

Last Altered: Sunday, February 18, 2018 16:51:38 Pacific Standard Time

Printed: Sunday, February 18, 2018 16:57:36 Pacific Standard Time

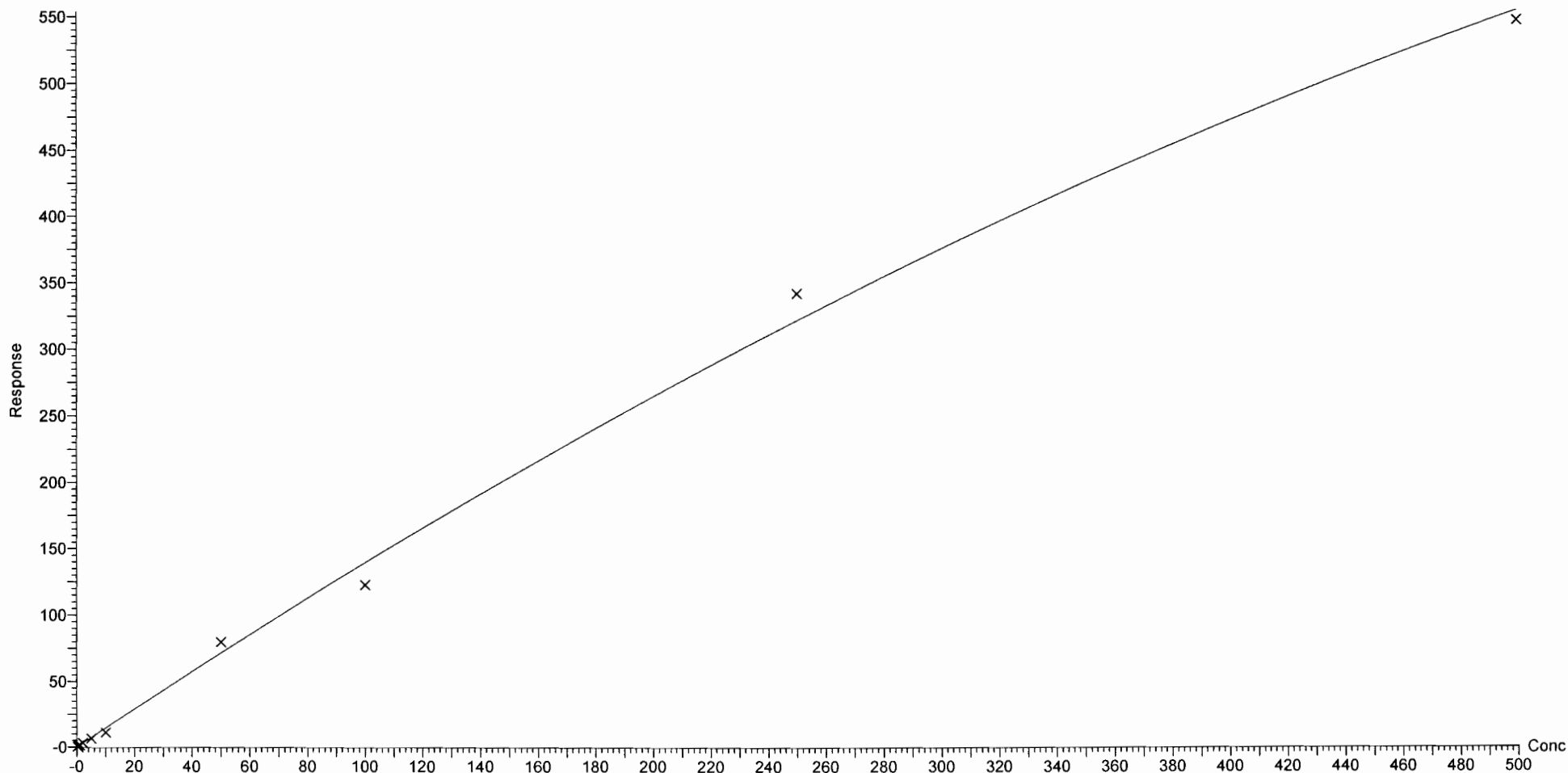
Compound name: PFTrDA

Coefficient of Determination:  $R^2 = 0.994373$

Calibration curve:  $-0.000721533 * x^2 + 1.46796 * x + -0.0761358$

Response type: Internal Std ( Ref 48 ), Area \* ( IS Conc. / IS Area )

Curve type: 2nd Order, Origin: Exclude, Weighting: 1/x, Axis trans: None



Dataset: F:\Projects\PFAS.PRO\Results\180218M1\180218M1-CRV.qld

Last Altered: Sunday, February 18, 2018 16:51:38 Pacific Standard Time

Printed: Sunday, February 18, 2018 16:57:36 Pacific Standard Time

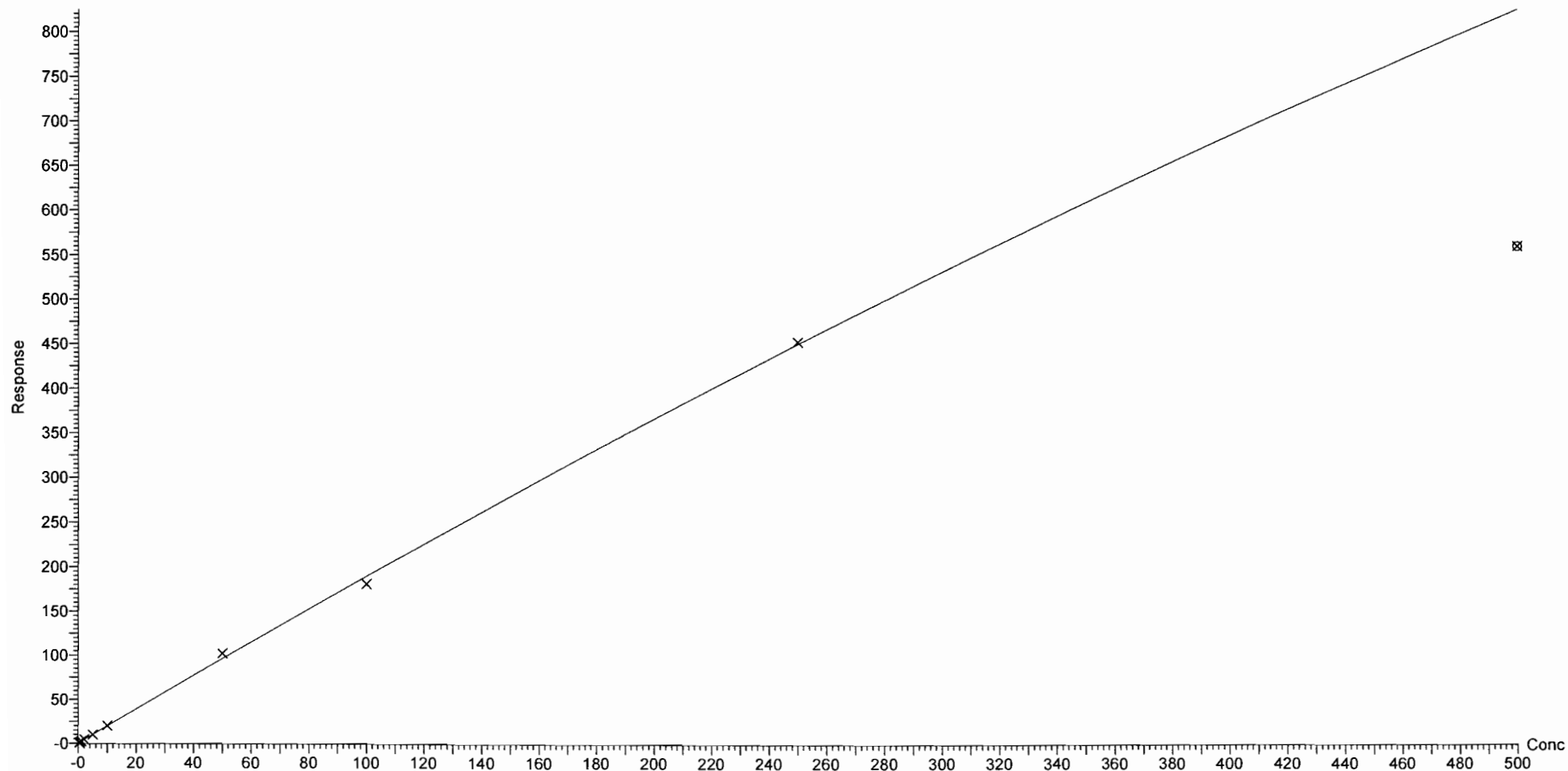
Compound name: PFTeDA

Coefficient of Determination:  $R^2 = 0.998909$

Calibration curve:  $-0.000610423 * x^2 + 1.95392 * x + 0.159727$

Response type: Internal Std ( Ref 50 ), Area \* ( IS Conc. / IS Area )

Curve type: 2nd Order, Origin: Exclude, Weighting: 1/x, Axis trans: None

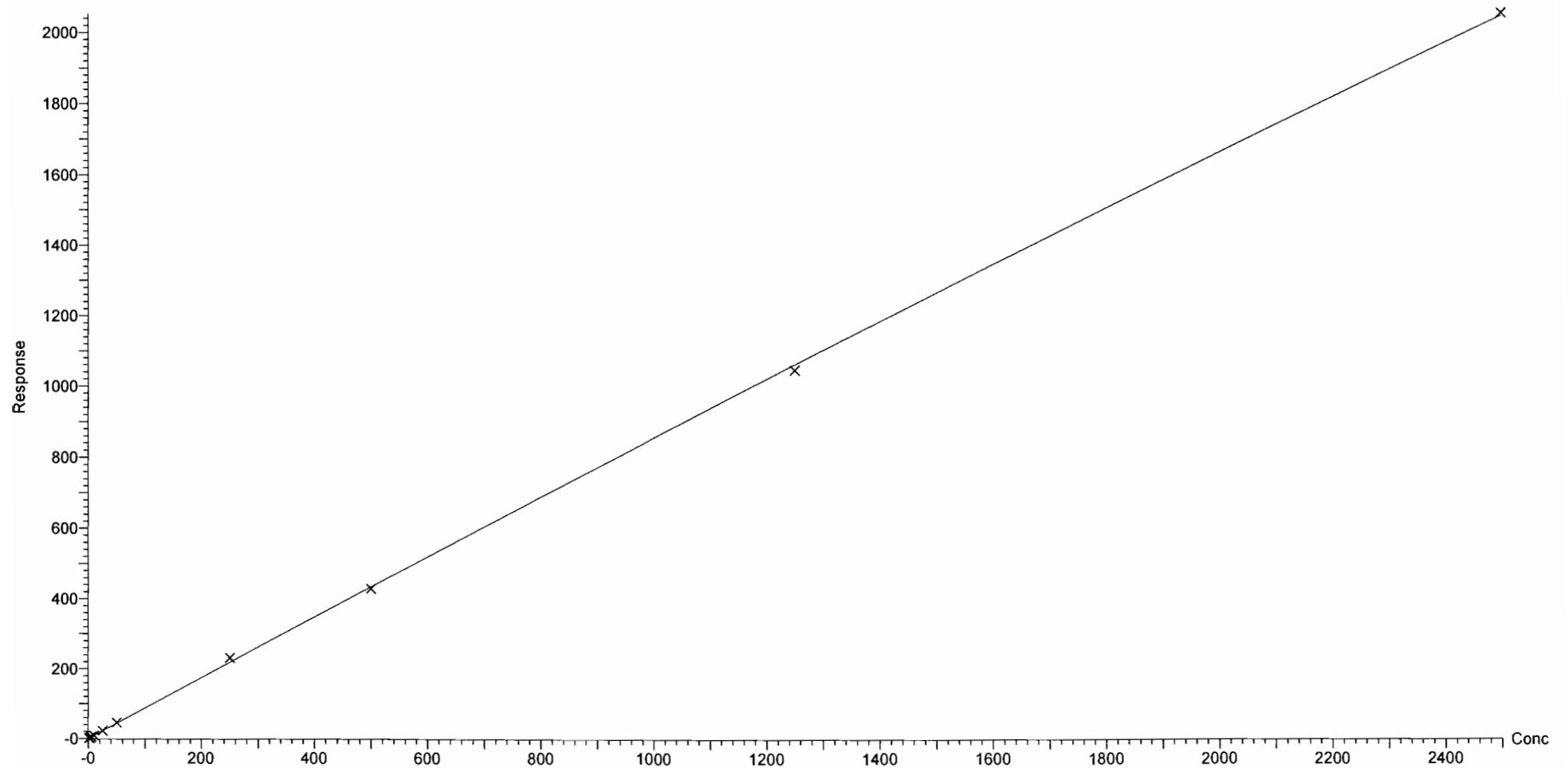


Dataset: F:\Projects\PFAS.PRO\Results\180218M1\180218M1-CRV.qld

Last Altered: Sunday, February 18, 2018 16:51:38 Pacific Standard Time

Printed: Sunday, February 18, 2018 16:57:36 Pacific Standard Time

Compound name: N-EtFOSA  
Coefficient of Determination:  $R^2 = 0.999684$   
Calibration curve:  $-2.57802e-005 * x^2 + 0.882297 * x + 0.0721901$   
Response type: Internal Std ( Ref 51 ), Area \* ( IS Conc. / IS Area )  
Curve type: 2nd Order, Origin: Exclude, Weighting: 1/x, Axis trans: None



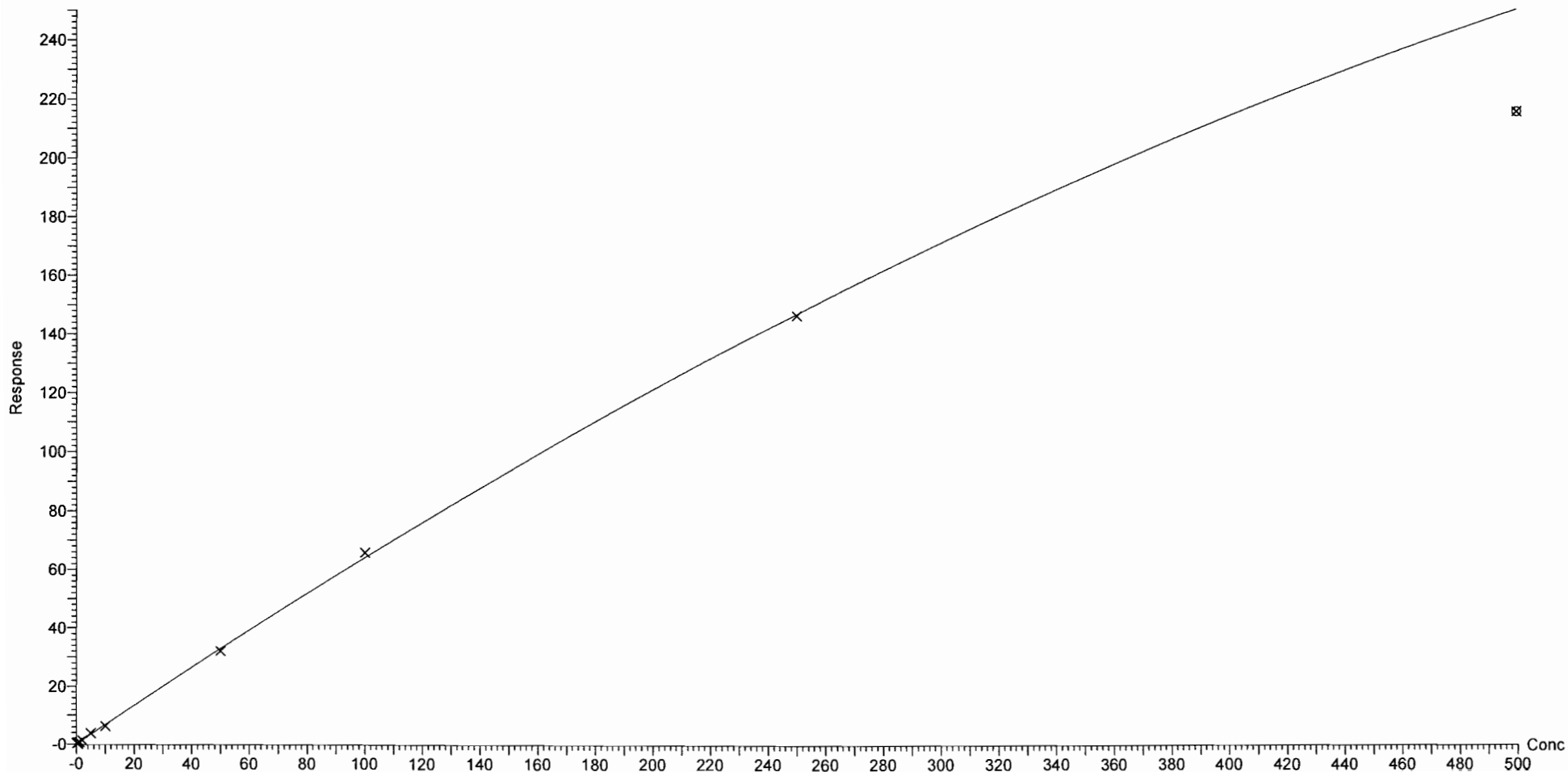


Dataset: F:\Projects\PFAS.PRO\Results\180218M1\180218M1-CRV.qld

Last Altered: Sunday, February 18, 2018 16:51:38 Pacific Standard Time

Printed: Sunday, February 18, 2018 16:57:36 Pacific Standard Time

Compound name: PFHxDA  
Coefficient of Determination:  $R^2 = 0.999239$   
Calibration curve:  $-0.000352727 * x^2 + 0.67641 * x + 0.0555845$   
Response type: Internal Std ( Ref 52 ), Area \* ( IS Conc. / IS Area )  
Curve type: 2nd Order, Origin: Exclude, Weighting: 1/x, Axis trans: None



Dataset: F:\Projects\PFAS.PRO\Results\180218M1\180218M1-CRV.qld

Last Altered: Sunday, February 18, 2018 16:51:38 Pacific Standard Time

Printed: Sunday, February 18, 2018 16:57:36 Pacific Standard Time

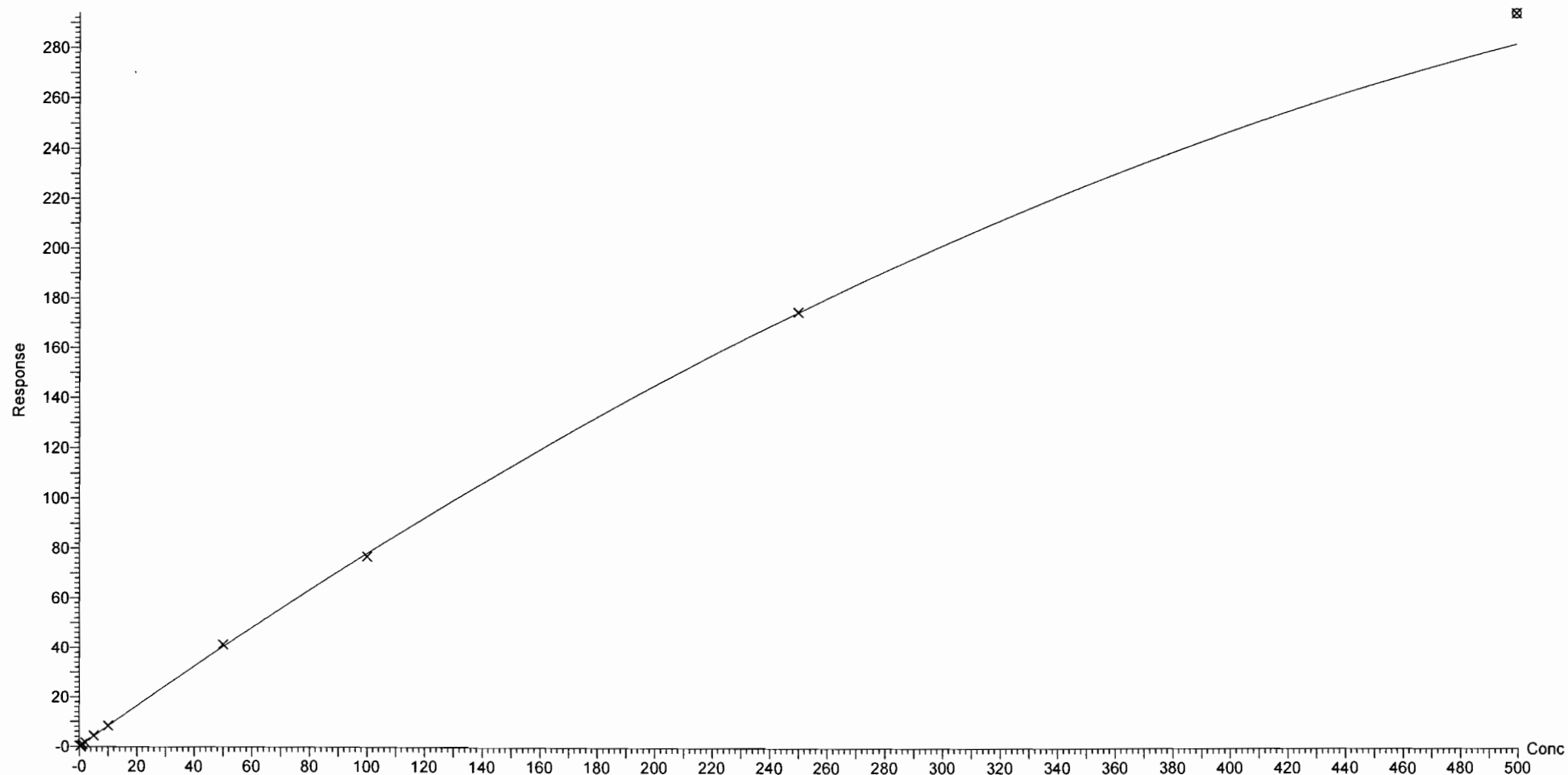
Compound name: PFODA

Coefficient of Determination:  $R^2 = 0.999840$

Calibration curve:  $-0.000542704 * x^2 + 0.834333 * x + 0.00245014$

Response type: Internal Std ( Ref 52 ), Area \* ( IS Conc. / IS Area )

Curve type: 2nd Order, Origin: Include, Weighting: 1/x, Axis trans: None



Dataset: F:\Projects\PFAS.PRO\Results\180218M1\180218M1-CRV.qld

Last Altered: Sunday, February 18, 2018 16:51:38 Pacific Standard Time

Printed: Sunday, February 18, 2018 16:57:36 Pacific Standard Time

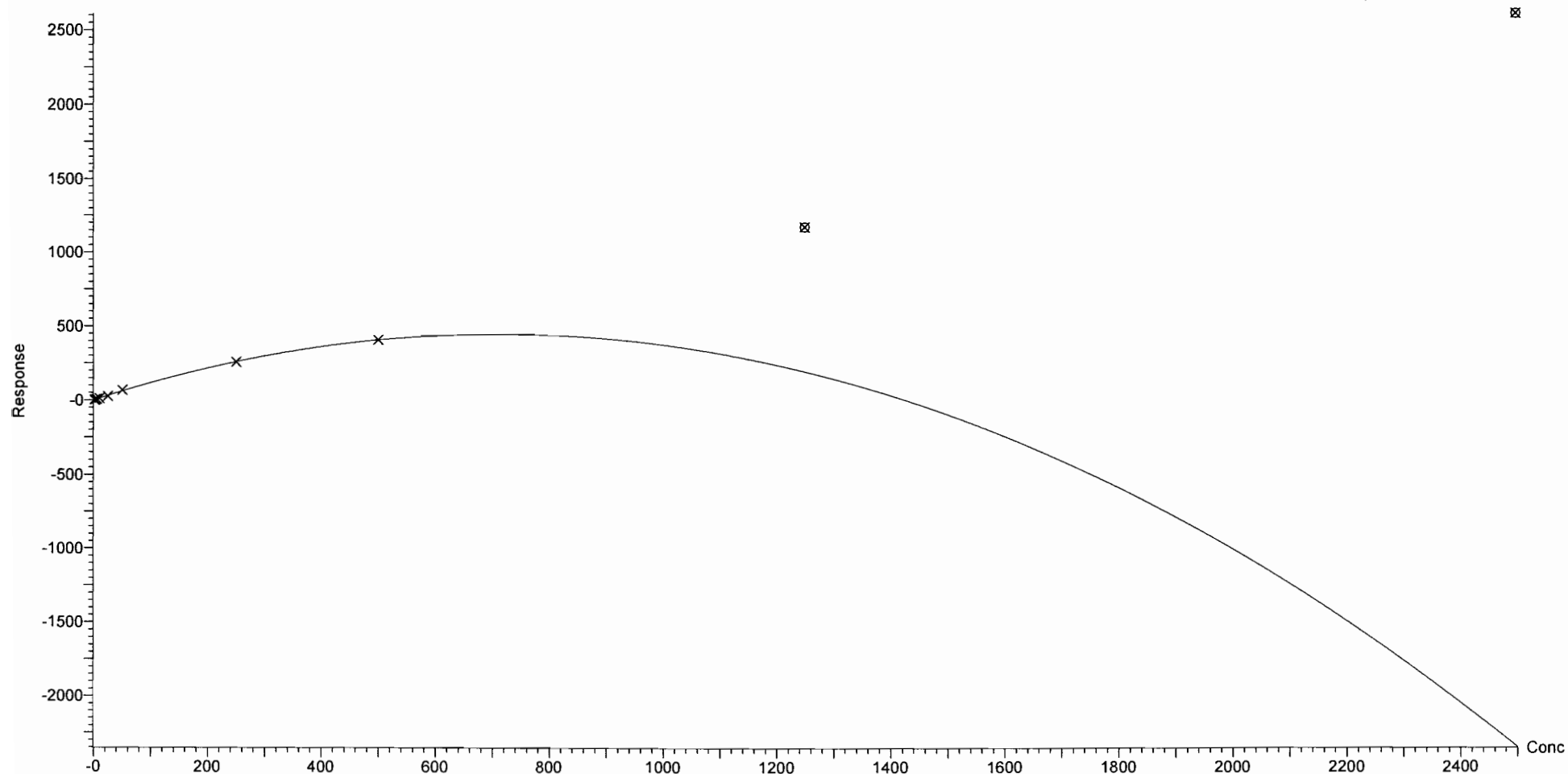
Compound name: N-MeFOSE

Coefficient of Determination:  $R^2 = 0.997652$

Calibration curve:  $-0.00087746 * x^2 + 1.2532 * x + -0.359707$

Response type: Internal Std ( Ref 53 ), Area \* ( IS Conc. / IS Area )

Curve type: 2nd Order, Origin: Exclude, Weighting: 1/x, Axis trans: None



Dataset: F:\Projects\PFAS.PRO\Results\180218M1\180218M1-CRV.qld

Last Altered: Sunday, February 18, 2018 16:51:38 Pacific Standard Time

Printed: Sunday, February 18, 2018 16:57:36 Pacific Standard Time

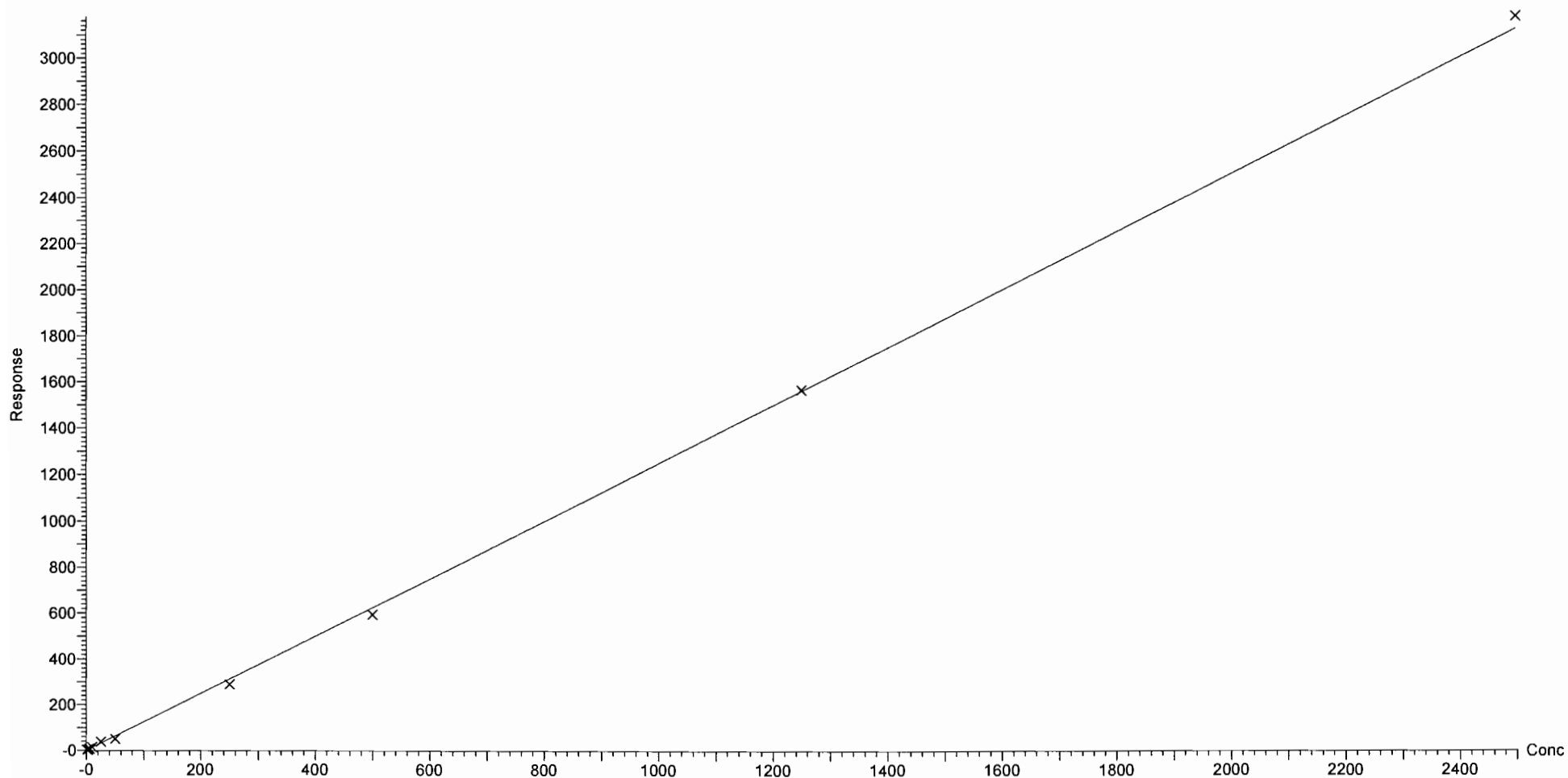
Compound name: N-EtFOSE

Correlation coefficient:  $r = 0.999263$ ,  $r^2 = 0.998527$

Calibration curve:  $1.24921 * x + 0.0730082$

Response type: Internal Std ( Ref 54 ), Area \* ( IS Conc. / IS Area )

Curve type: Linear, Origin: Exclude, Weighting: 1/x, Axis trans: None

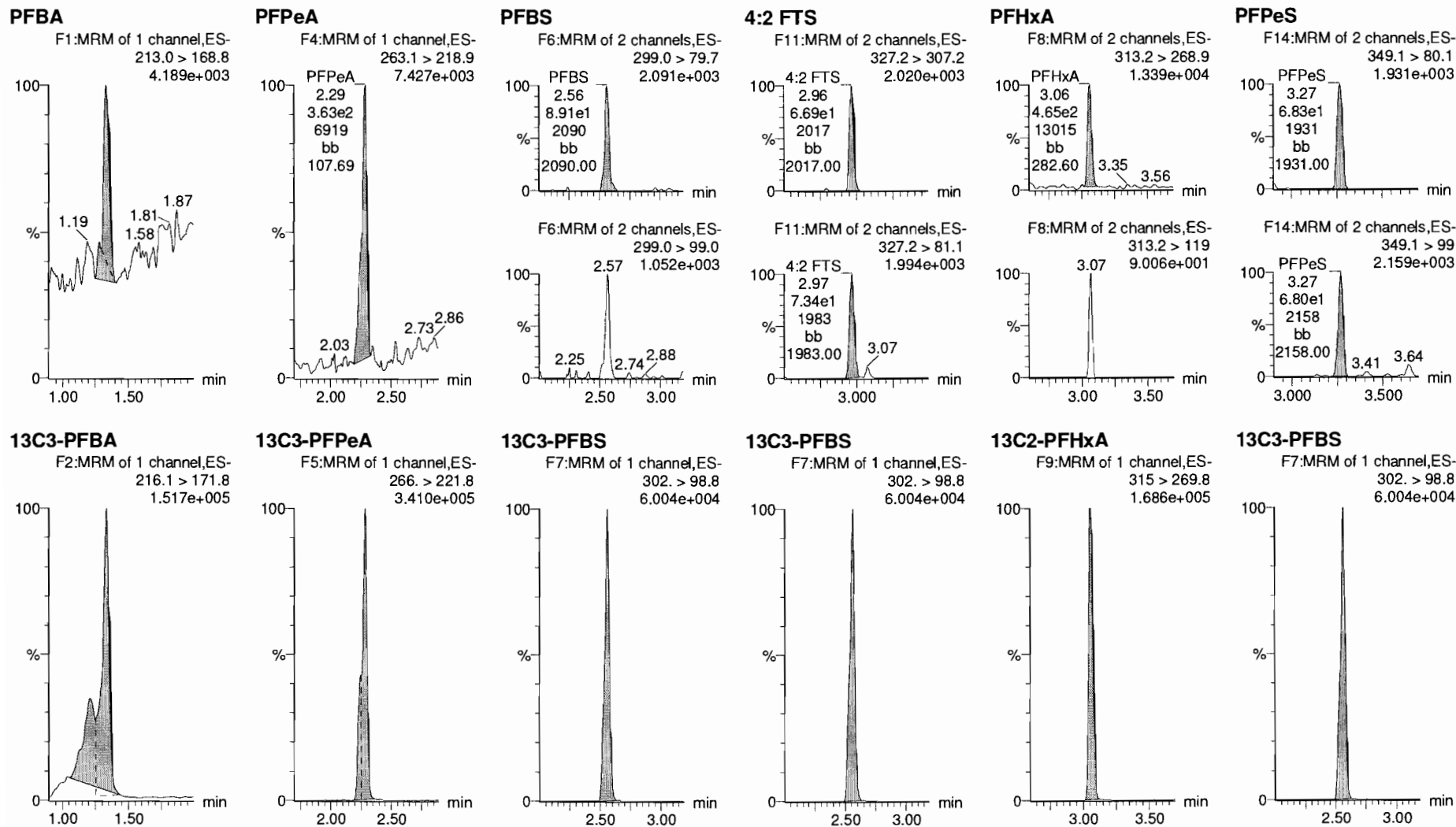


Dataset: F:\Projects\PFAS.PRO\Results\180218M1\180218M1-CRV.qld

Last Altered: Sunday, February 18, 2018 16:51:38 Pacific Standard Time  
Printed: Sunday, February 18, 2018 17:00:47 Pacific Standard Time

Method: F:\Projects\PFAS.PRO\MethDB\PFAS\_FULL\_80C\_021318.mdb 15 Feb 2018 10:31:04  
Calibration: F:\Projects\PFAS.PRO\CurveDB\C18\_VAL-PFAS\_Q4\_02-18-18-FULL.cdb 18 Feb 2018 16:51:38

Name: 180218M1\_4, Date: 18-Feb-2018, Time: 14:22:45, ID: ST180218M1-1 PFC CS-2 18B0810, Description: PFC CS-2 18B0810

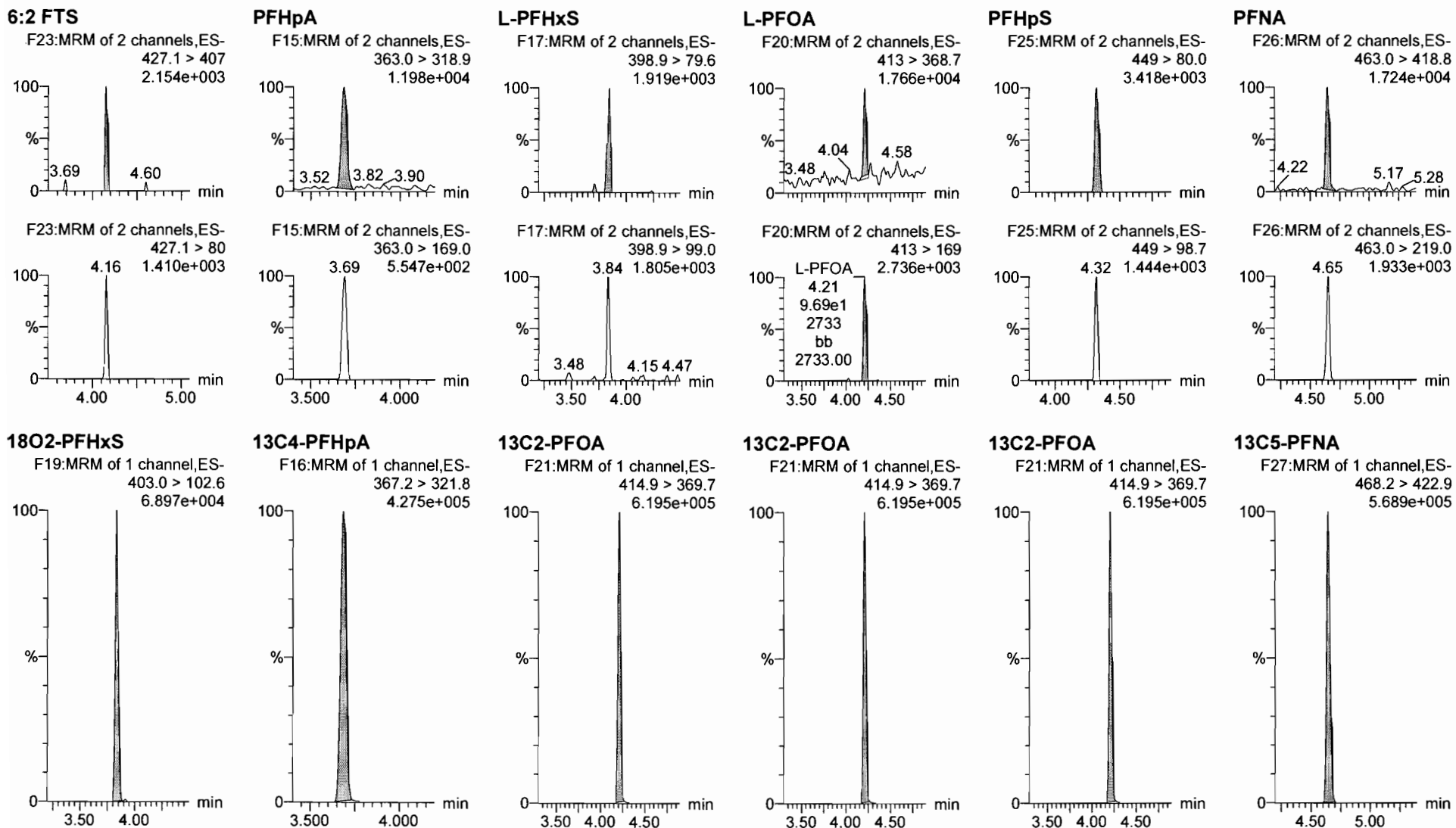


Dataset: F:\Projects\PFAS.PRO\Results\180218M1\180218M1-CRV.qld

Last Altered: Sunday, February 18, 2018 16:51:38 Pacific Standard Time

Printed: Sunday, February 18, 2018 16:52:21 Pacific Standard Time

Name: 180218M1\_4, Date: 18-Feb-2018, Time: 14:22:45, ID: ST180218M1-1 PFC CS-2 18B0810, Description: PFC CS-2 18B0810



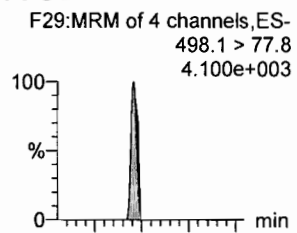
Dataset: F:\Projects\PFAS.PRO\Results\180218M1\180218M1-CRV.qld

Last Altered: Sunday, February 18, 2018 16:51:38 Pacific Standard Time

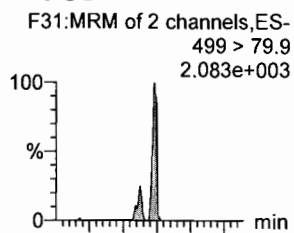
Printed: Sunday, February 18, 2018 16:52:21 Pacific Standard Time

Name: 180218M1\_4, Date: 18-Feb-2018, Time: 14:22:45, ID: ST180218M1-1 PFC CS-2 18B0810, Description: PFC CS-2 18B0810

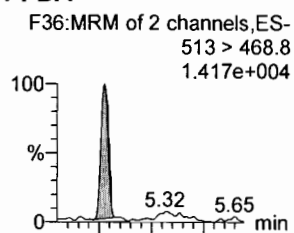
**PFOSA**



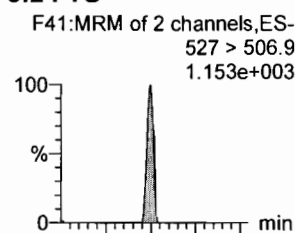
**L-PFOS**



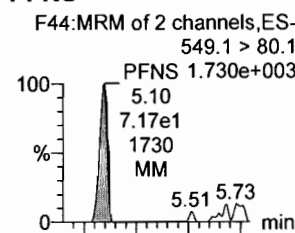
**PFDA**



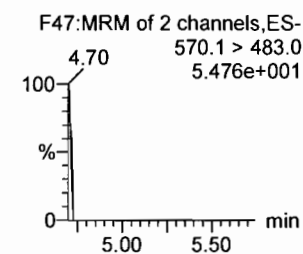
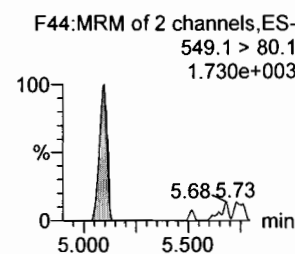
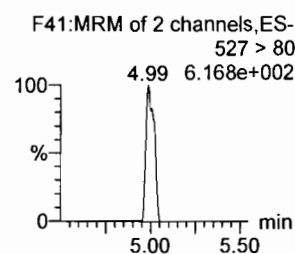
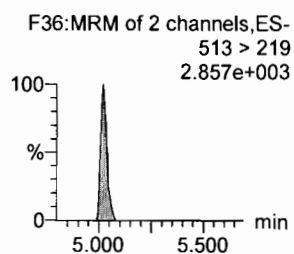
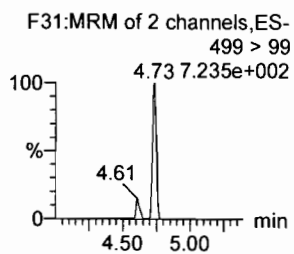
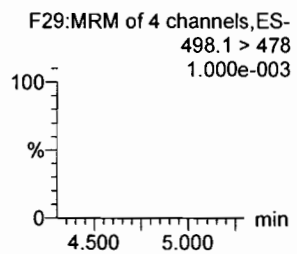
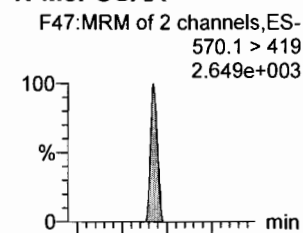
**8:2 FTS**



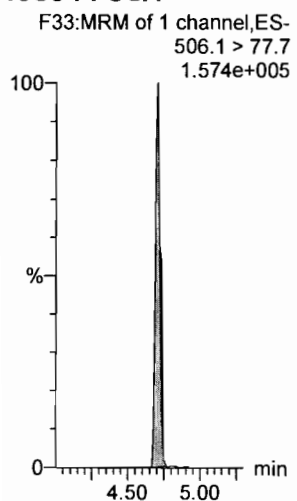
**PFNS**



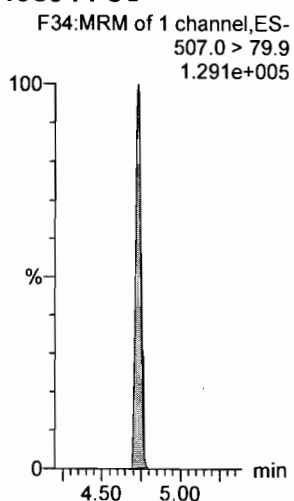
**N-MeFOSAA**



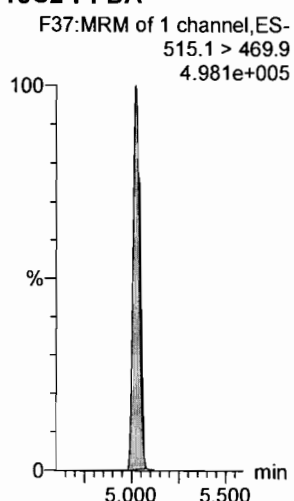
**13C8-PFOSA**



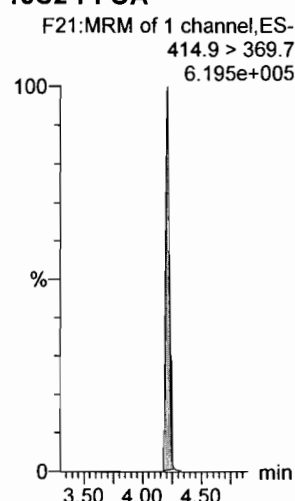
**13C8-PFOS**



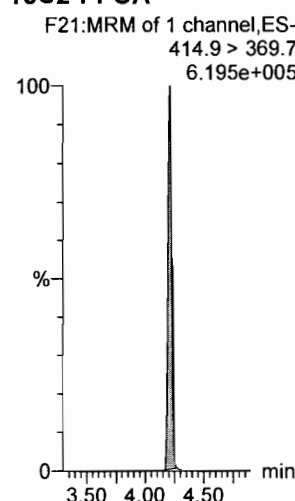
**13C2-PFDA**



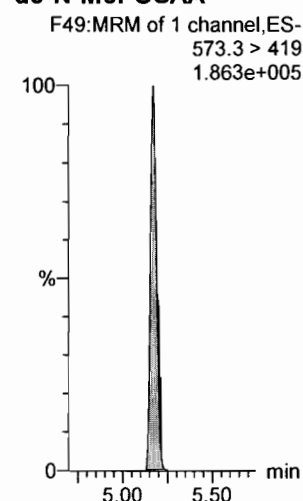
**13C2-PFOA**



**13C2-PFOA**



**d3-N-MeFOSAA**



Dataset: F:\Projects\PFAS.PRO\Results\180218M1\180218M1-CRV.qld

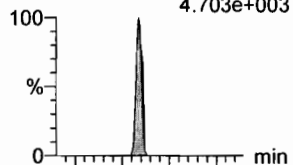
Last Altered: Sunday, February 18, 2018 16:51:38 Pacific Standard Time

Printed: Sunday, February 18, 2018 16:52:21 Pacific Standard Time

Name: 180218M1\_4, Date: 18-Feb-2018, Time: 14:22:45, ID: ST180218M1-1 PFC CS-2 18B0810, Description: PFC CS-2 18B0810

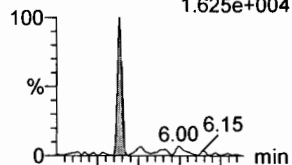
**N-EtFOSAA**

F50:MRM of 2 channels,ES-  
584.2 > 419  
4.703e+003



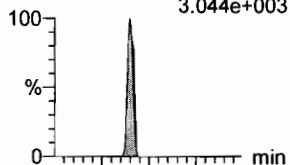
**PFDaA**

F53:MRM of 4 channels,ES-  
612.9 > 569.0  
1.625e+004




**PFDS**

F52:MRM of 2 channels,ES-  
598.8 > 80  
3.044e+003



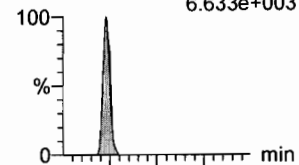
**PFUdA**

F45:MRM of 2 channels,ES-  
563.0 > 518.9  
1.119e+004



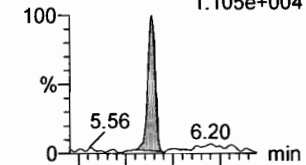
**N-MeFOSA**

F35:MRM of 2 channels,ES-  
512.1 > 168.9  
6.633e+003

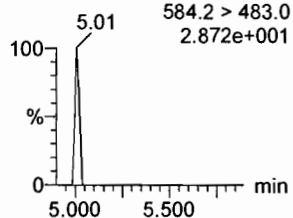


**PFTrDA**

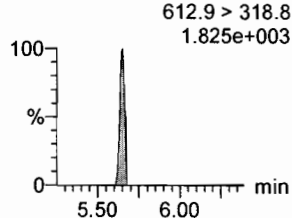
F59:MRM of 2 channels,ES-  
662.9 > 618.9  
1.105e+004



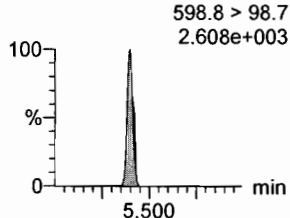
F50:MRM of 2 channels,ES-  
584.2 > 483.0  
2.872e+001



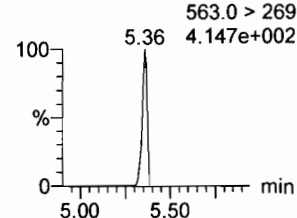
F53:MRM of 4 channels,ES-  
612.9 > 318.8  
1.825e+003



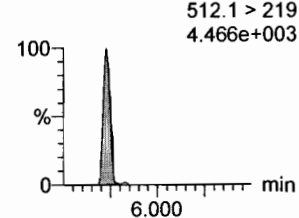
F52:MRM of 2 channels,ES-  
598.8 > 98.7  
2.608e+003



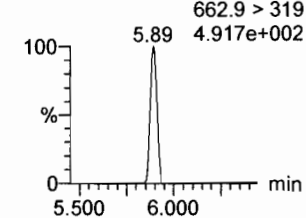
F45:MRM of 2 channels,ES-  
563.0 > 269  
4.147e+002



F35:MRM of 2 channels,ES-  
512.1 > 219  
4.466e+003

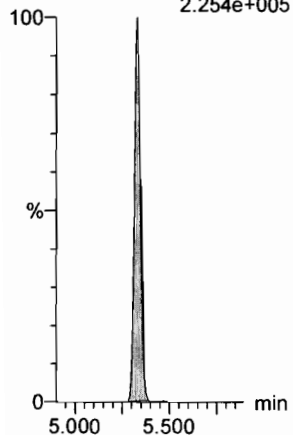


F59:MRM of 2 channels,ES-  
662.9 > 319  
4.917e+002



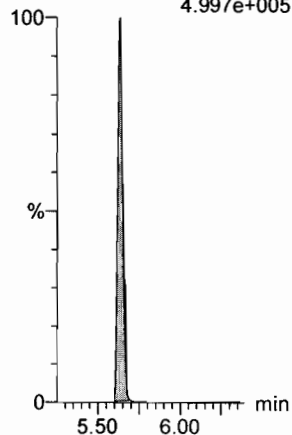
**d5-N-EtFOSAA**

F51:MRM of 1 channel,ES-  
589.3 > 419  
2.254e+005



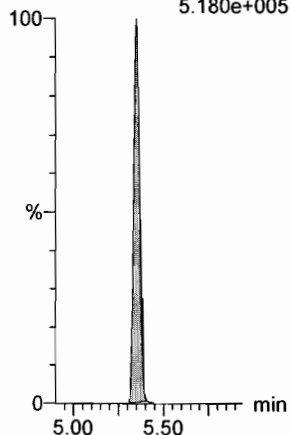
**13C2-PFDaA**

F54:MRM of 2 channels,ES-  
615.0 > 569.7  
4.997e+005



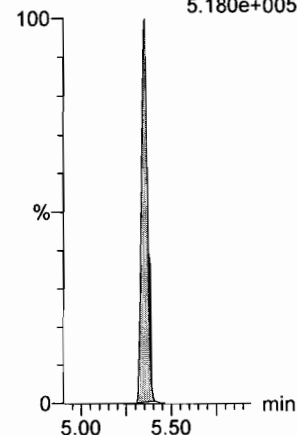
**13C2-PFUdA**

F46:MRM of 1 channel,ES-  
565 > 519.8  
5.180e+005



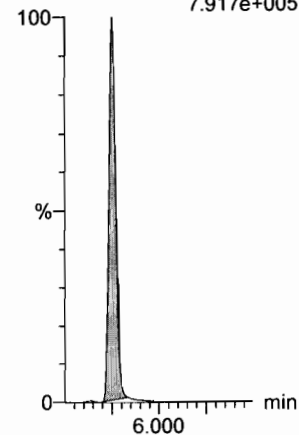
**13C2-PFUdA**

F46:MRM of 1 channel,ES-  
565 > 519.8  
5.180e+005



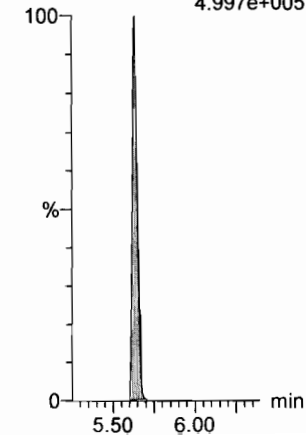
**d3-N-MeFOSA**

F38:MRM of 1 channel,ES-  
515.2 > 168.9  
7.917e+005



**13C2-PFDaA**

F54:MRM of 2 channels,ES-  
615.0 > 569.7  
4.997e+005



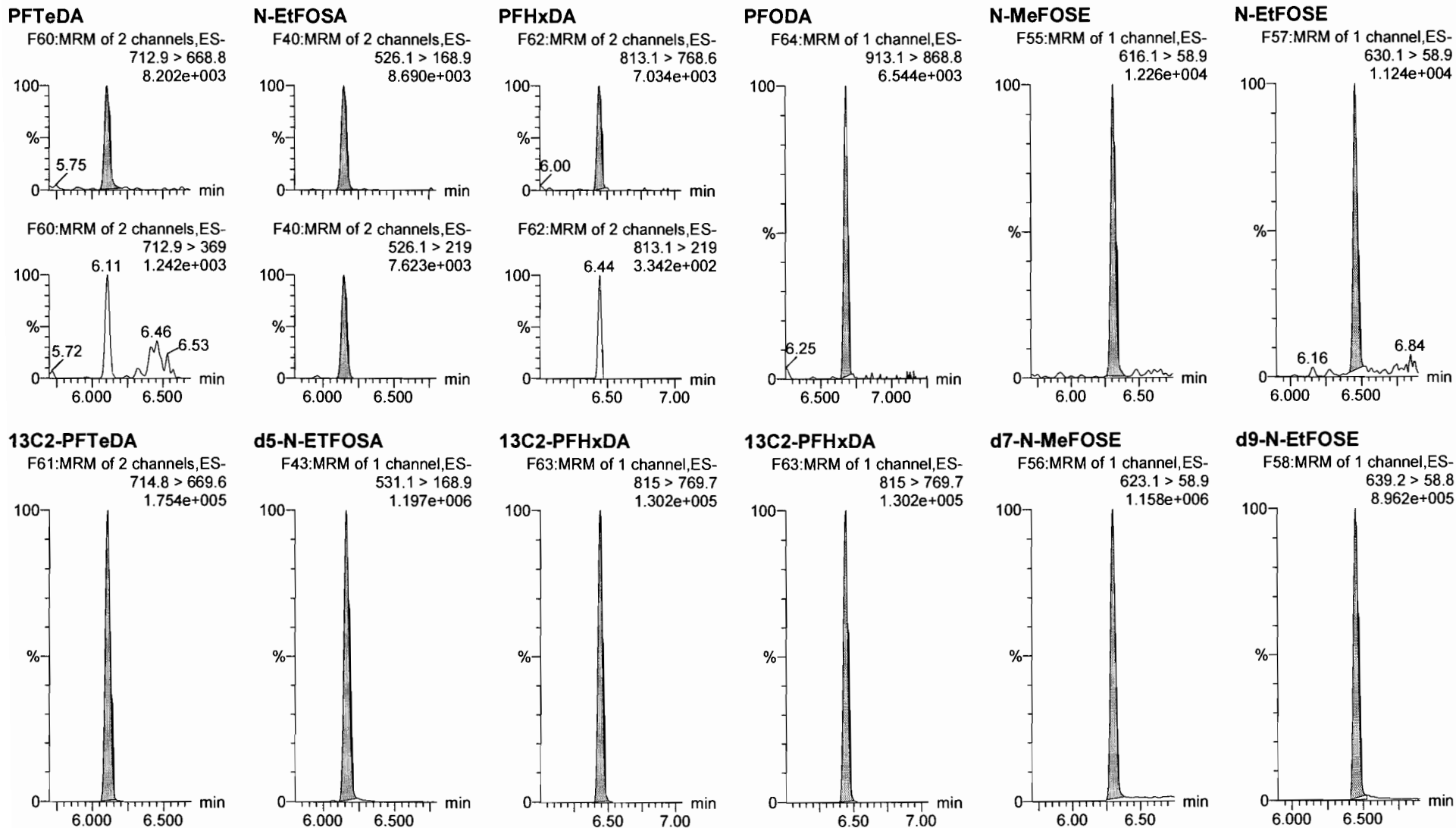


Dataset: F:\Projects\PFAS.PRO\Results\180218M1\180218M1-CRV.qld

Last Altered: Sunday, February 18, 2018 16:51:38 Pacific Standard Time

Printed: Sunday, February 18, 2018 16:52:21 Pacific Standard Time

Name: 180218M1\_4, Date: 18-Feb-2018, Time: 14:22:45, ID: ST180218M1-1 PFC CS-2 18B0810, Description: PFC CS-2 18B0810



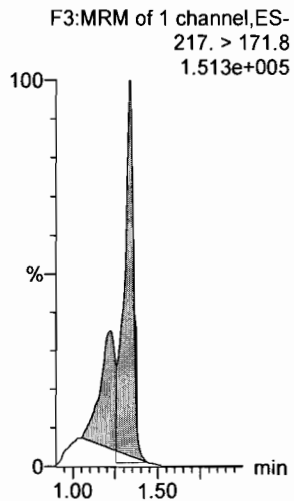
Dataset: F:\Projects\PFAS.PRO\Results\180218M1\180218M1-CRV.qld

Last Altered: Sunday, February 18, 2018 16:51:38 Pacific Standard Time

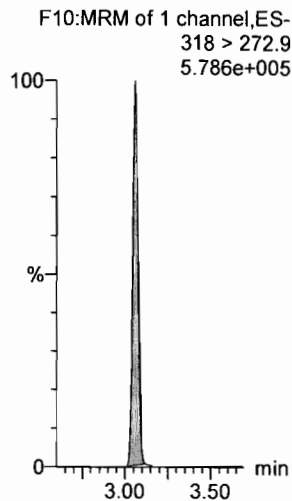
Printed: Sunday, February 18, 2018 16:52:21 Pacific Standard Time

Name: 180218M1\_4, Date: 18-Feb-2018, Time: 14:22:45, ID: ST180218M1-1 PFC CS-2 18B0810, Description: PFC CS-2 18B0810

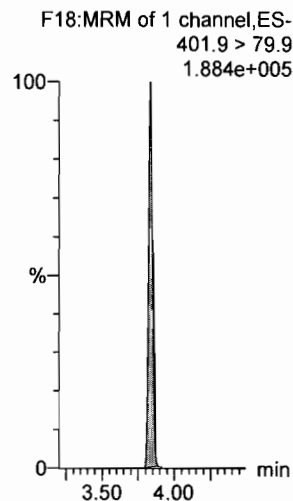
**13C4-PFBA**



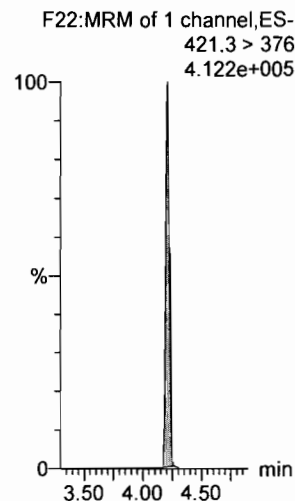
**13C5-PFHxA**



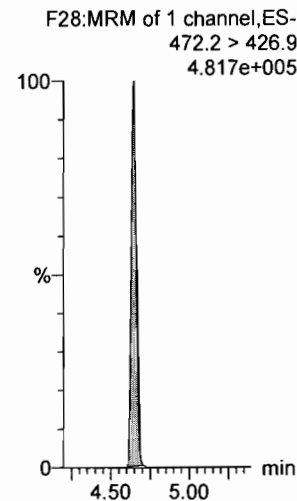
**13C3-PFHxS**



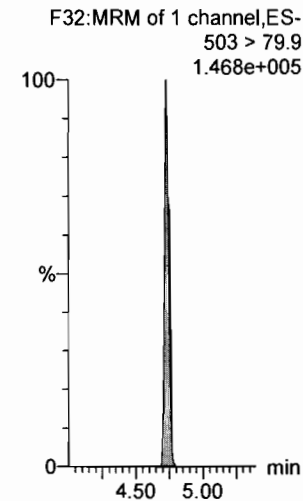
**13C8-PFOA**



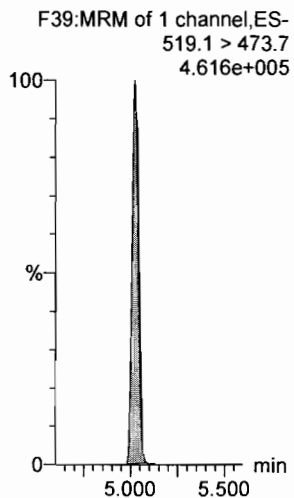
**13C9-PFNA**



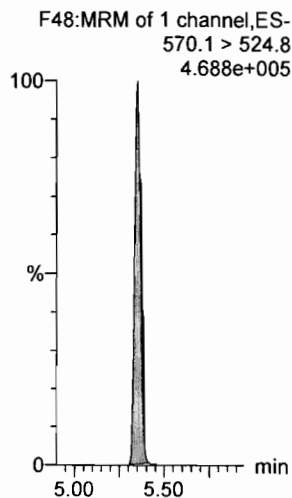
**13C4-PFOS**



**13C6-PFDA**



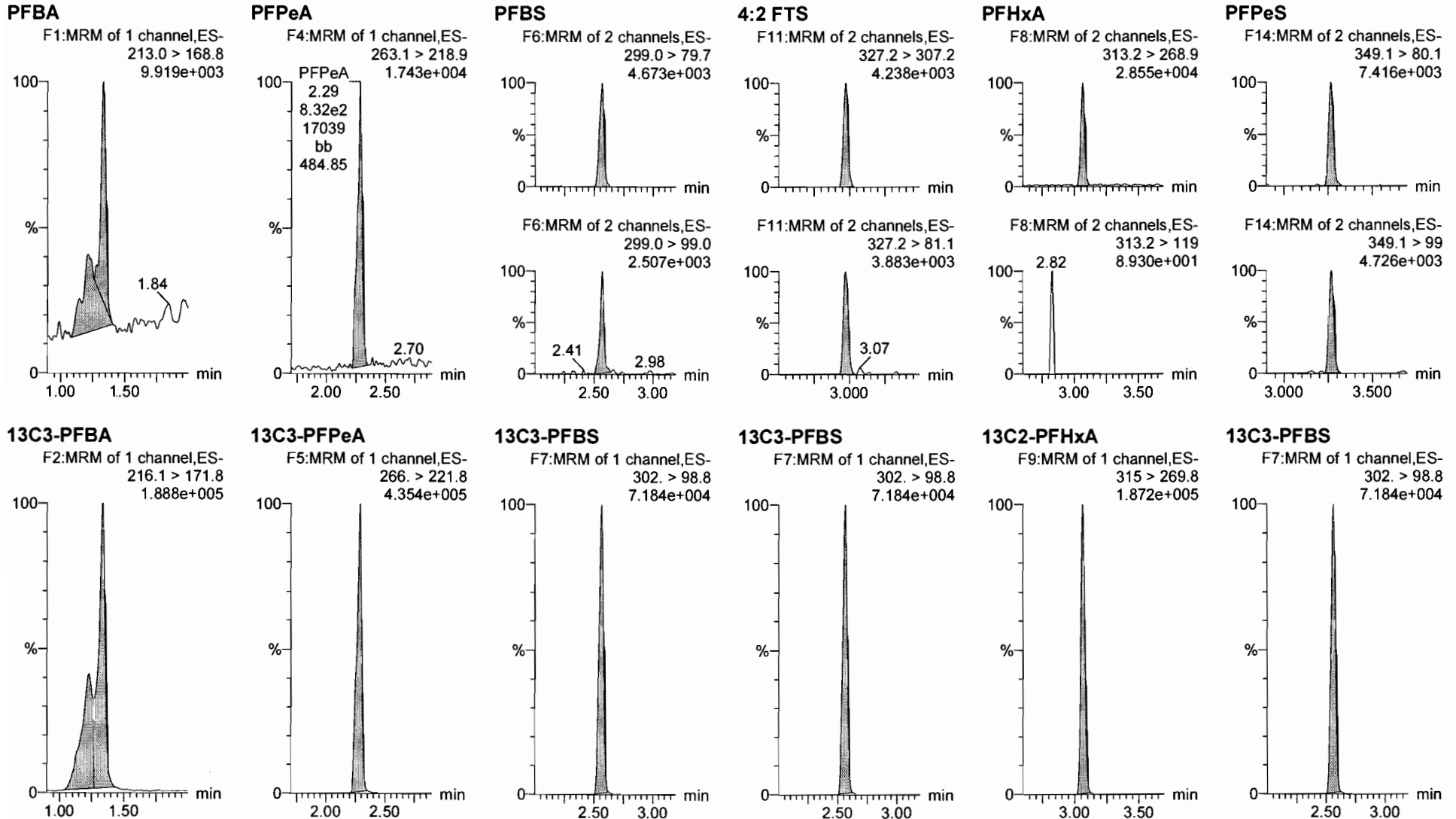
**13C7-PFUDa**



Dataset: F:\Projects\PFAS.PRO\Results\180218M1\180218M1-CRV.qld

Last Altered: Sunday, February 18, 2018 16:51:38 Pacific Standard Time  
Printed: Sunday, February 18, 2018 16:52:21 Pacific Standard Time

Name: 180218M1\_5, Date: 18-Feb-2018, Time: 14:34:12, ID: ST180218M1-2 PFC CS-1 18B0811, Description: PFC CS-1 18B0811

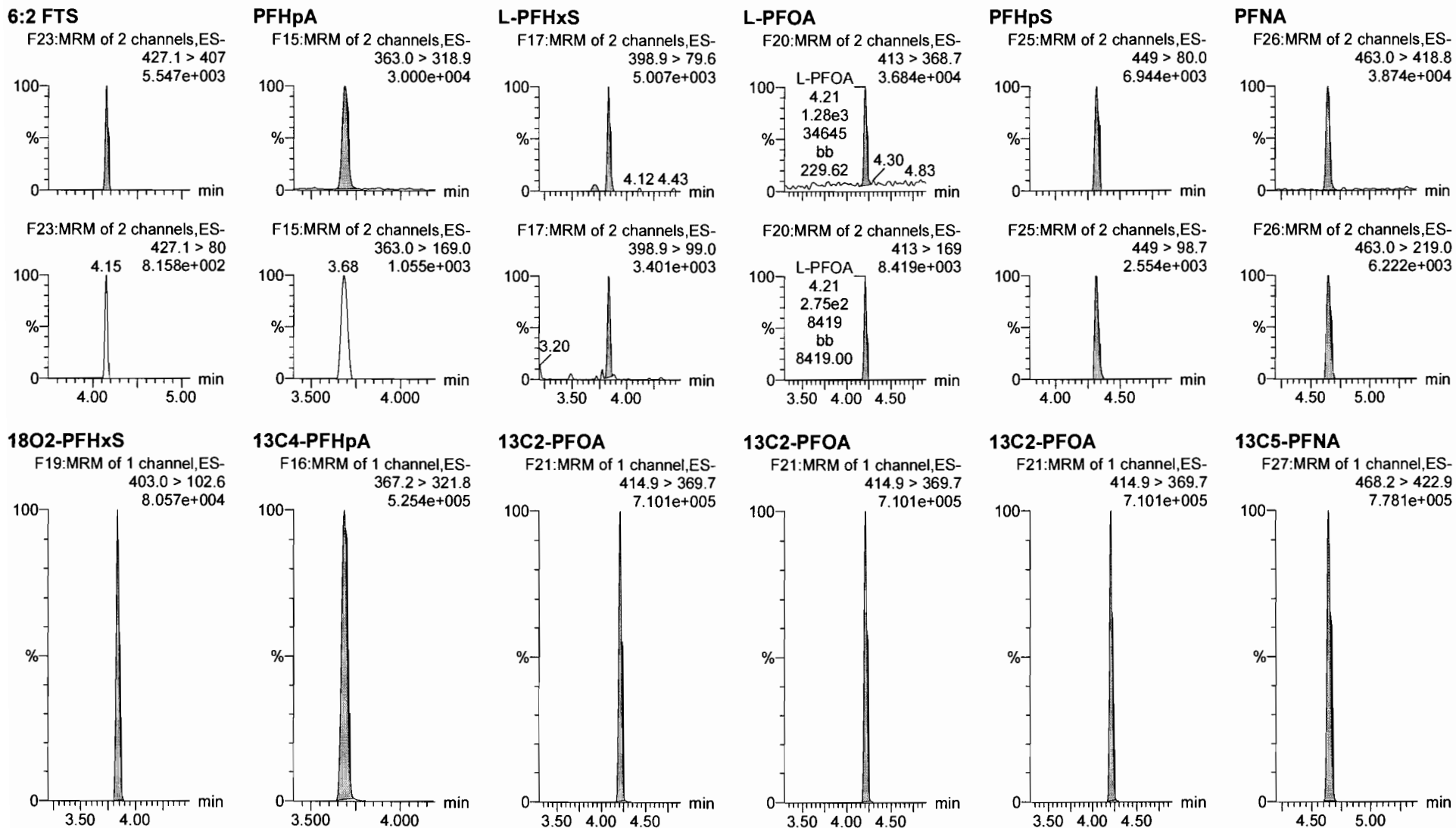


Dataset: F:\Projects\PFAS.PRO\Results\180218M1\180218M1-CRV.qld

Last Altered: Sunday, February 18, 2018 16:51:38 Pacific Standard Time

Printed: Sunday, February 18, 2018 16:52:21 Pacific Standard Time

Name: 180218M1\_5, Date: 18-Feb-2018, Time: 14:34:12, ID: ST180218M1-2 PFC CS-1 18B0811, Description: PFC CS-1 18B0811

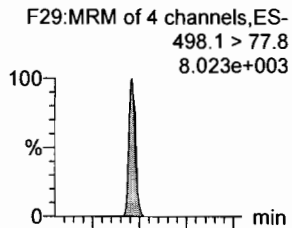


Dataset: F:\Projects\PFAS.PRO\Results\180218M1\180218M1-CRV.qld

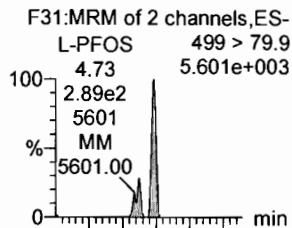
Last Altered: Sunday, February 18, 2018 16:51:38 Pacific Standard Time  
Printed: Sunday, February 18, 2018 16:52:21 Pacific Standard Time

Name: 180218M1\_5, Date: 18-Feb-2018, Time: 14:34:12, ID: ST180218M1-2 PFC CS-1 18B0811, Description: PFC CS-1 18B0811

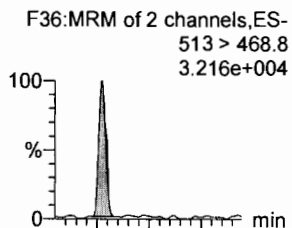
**PFOSA**



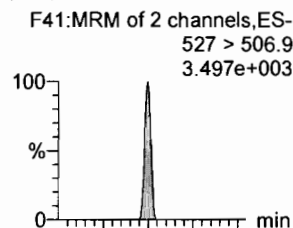
**L-PFOS**



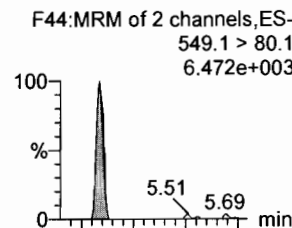
**PFDA**



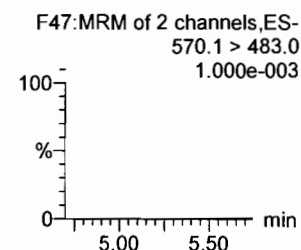
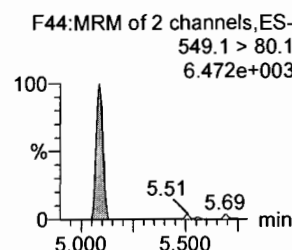
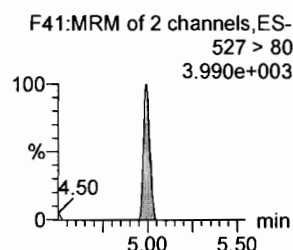
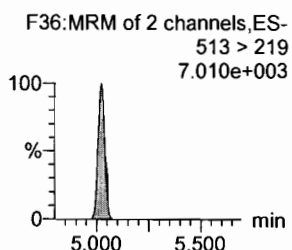
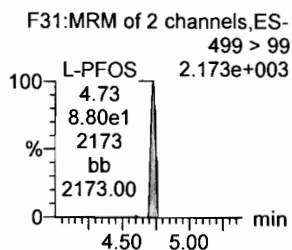
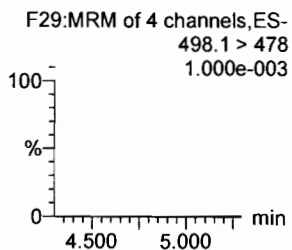
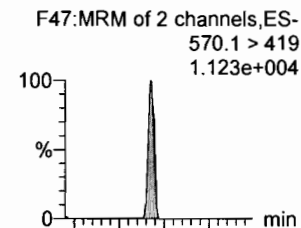
**8:2 FTS**



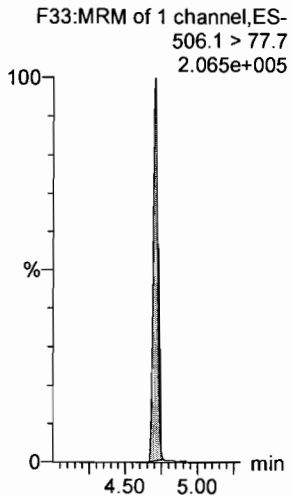
**PFNS**



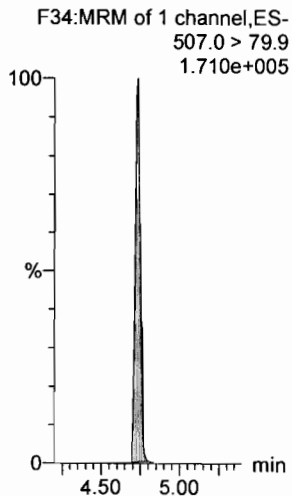
**N-MeFOSAA**



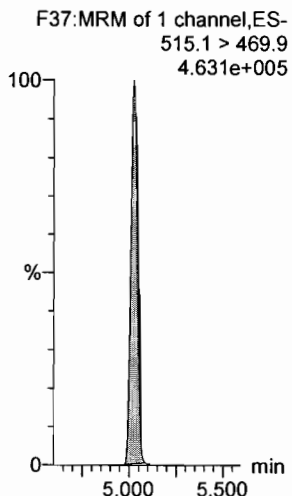
**13C8-PFOSA**




**13C8-PFOS**



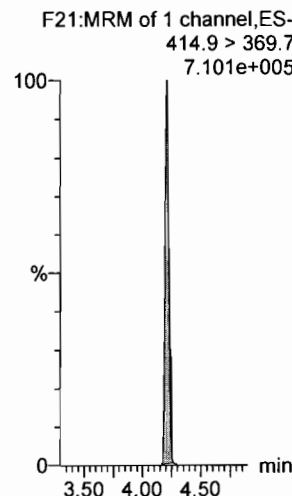
**13C2-PFDA**



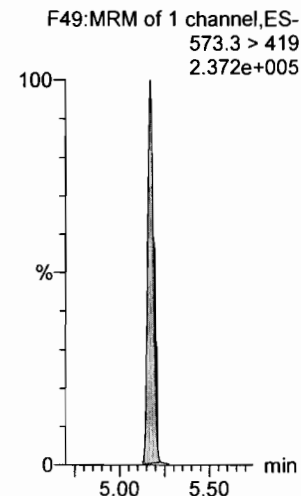
**13C2-PFOA**



**13C2-PFOA**



**d3-N-MeFOSAA**



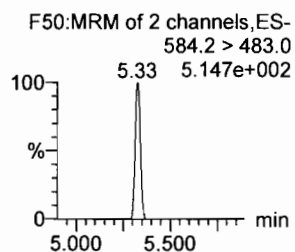
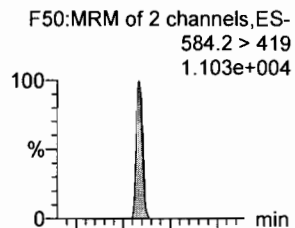
Dataset: F:\Projects\PFAS.PRO\Results\180218M1\180218M1-CRV.qld

Last Altered: Sunday, February 18, 2018 16:51:38 Pacific Standard Time

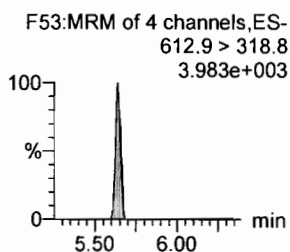
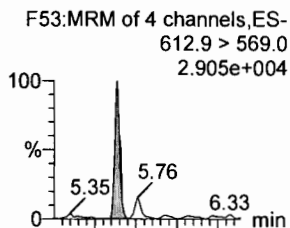
Printed: Sunday, February 18, 2018 16:52:21 Pacific Standard Time

Name: 180218M1\_5, Date: 18-Feb-2018, Time: 14:34:12, ID: ST180218M1-2 PFC CS-1 18B0811, Description: PFC CS-1 18B0811

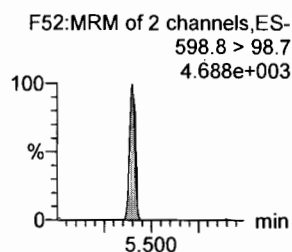
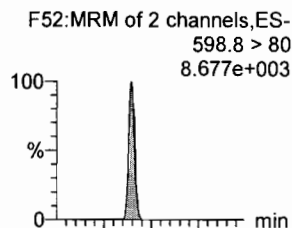
**N-EtFOSAA**



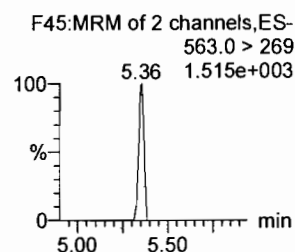
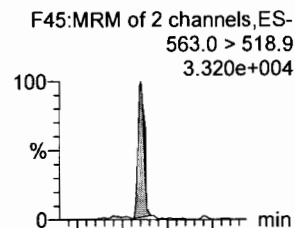
**PFDoA**



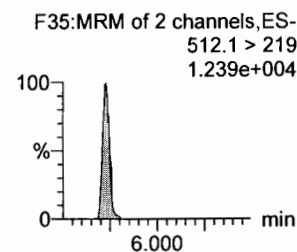
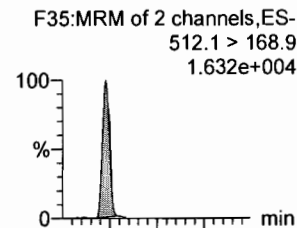
**PFDS**



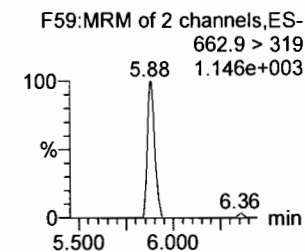
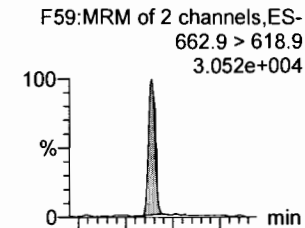
**PFUdA**



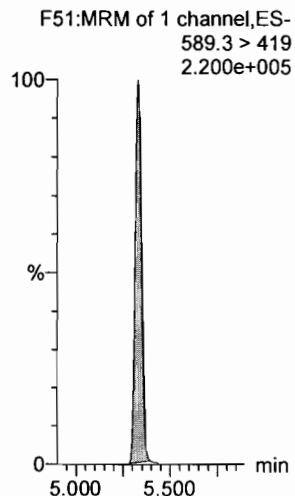
**N-MeFOSA**



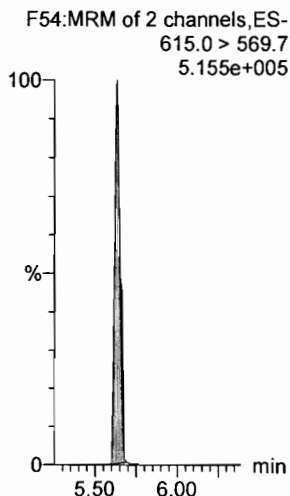
**PFTrDA**



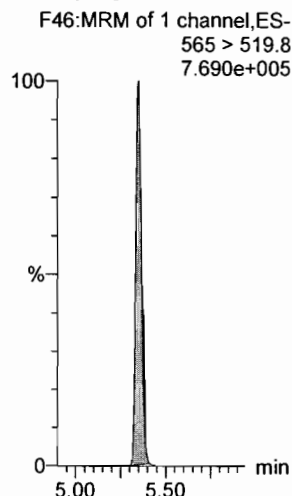
**d5-N-EtFOSAA**



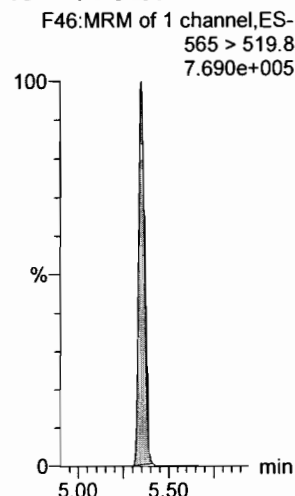
**13C2-PFDoA**



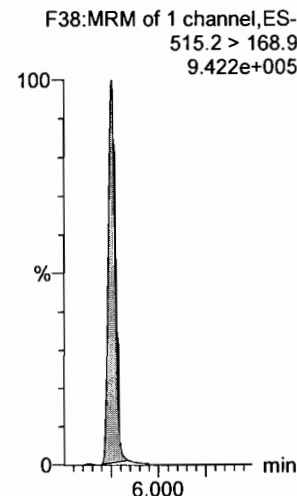
**13C2-PFUdA**



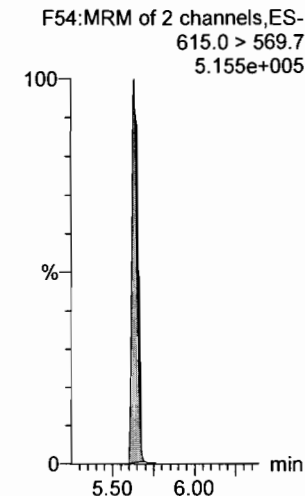
**13C2-PFUdA**



**d3-N-MeFOSA**



**13C2-PFDoA**



Dataset: F:\Projects\PFAS.PRO\Results\180218M1\180218M1-CRV.qld

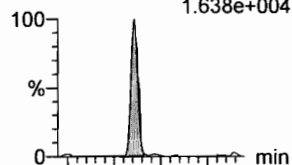
Last Altered: Sunday, February 18, 2018 16:51:38 Pacific Standard Time

Printed: Sunday, February 18, 2018 16:52:21 Pacific Standard Time

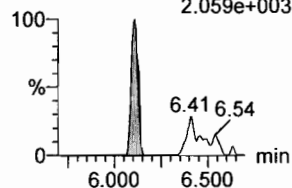
Name: 180218M1\_5, Date: 18-Feb-2018, Time: 14:34:12, ID: ST180218M1-2 PFC CS-1 18B0811, Description: PFC CS-1 18B0811

**PFTeDA**

F60:MRM of 2 channels,ES-  
712.9 > 668.8  
1.638e+004




F60:MRM of 2 channels,ES-  
712.9 > 369  
2.059e+003

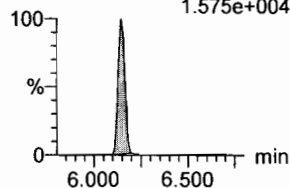


**N-EtFOSA**

F40:MRM of 2 channels,ES-  
526.1 > 168.9  
2.049e+004

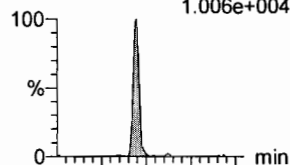


F40:MRM of 2 channels,ES-  
526.1 > 219  
1.575e+004

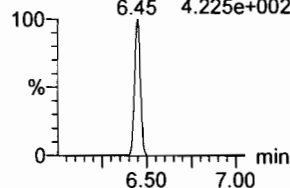


**PFHxDA**

F62:MRM of 2 channels,ES-  
813.1 > 768.6  
1.006e+004

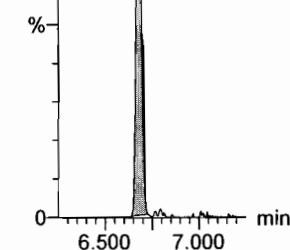


F62:MRM of 2 channels,ES-  
813.1 > 219  
4.225e+002



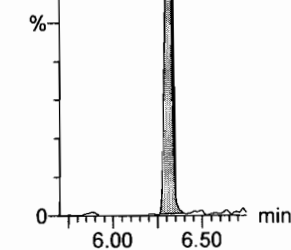
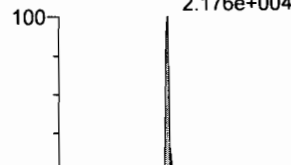
**PFODA**

F64:MRM of 1 channel,ES-  
913.1 > 868.8  
1.317e+004



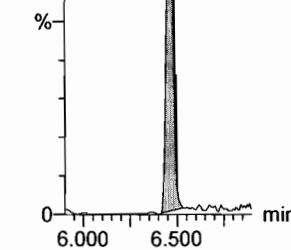
**N-MeFOSE**

F55:MRM of 1 channel,ES-  
616.1 > 58.9  
2.176e+004



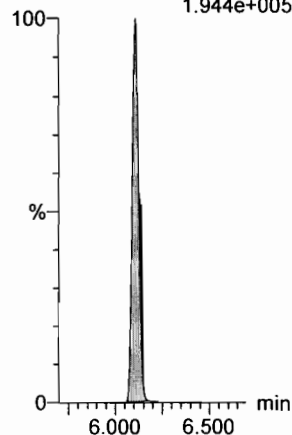
**N-EtFOSE**

F57:MRM of 1 channel,ES-  
630.1 > 58.9  
2.280e+004



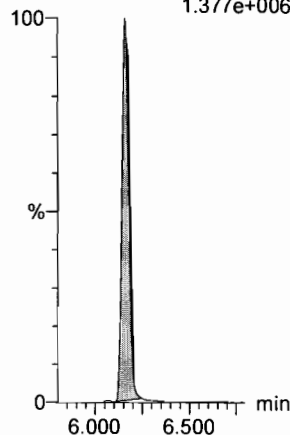
**13C2-PFTeDA**

F61:MRM of 2 channels,ES-  
714.8 > 669.6  
1.944e+005



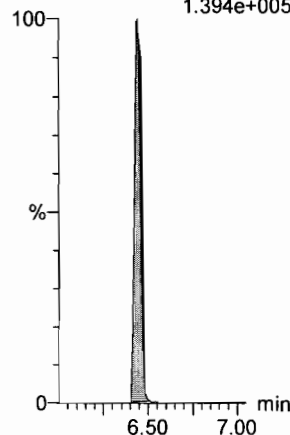
**d5-N-ETFOSA**

F43:MRM of 1 channel,ES-  
531.1 > 168.9  
1.377e+006



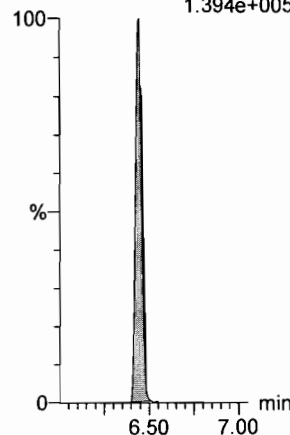
**13C2-PFHxDA**

F63:MRM of 1 channel,ES-  
815 > 769.7  
1.394e+005



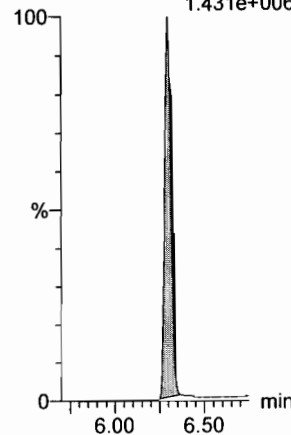
**13C2-PFHxDA**

F63:MRM of 1 channel,ES-  
815 > 769.7  
1.394e+005



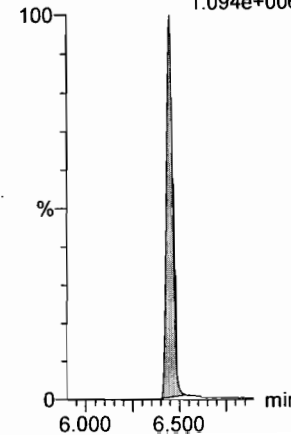
**d7-N-MeFOSE**

F56:MRM of 1 channel,ES-  
623.1 > 58.9  
1.431e+006



**d9-N-EtFOSE**

F58:MRM of 1 channel,ES-  
639.2 > 58.8  
1.094e+006



Dataset: F:\Projects\PFAS.PRO\Results\180218M1\180218M1-CRV.qld

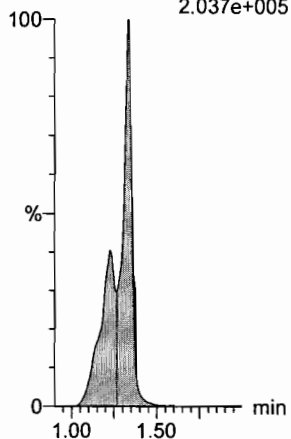
Last Altered: Sunday, February 18, 2018 16:51:38 Pacific Standard Time

Printed: Sunday, February 18, 2018 16:52:21 Pacific Standard Time

Name: 180218M1\_5, Date: 18-Feb-2018, Time: 14:34:12, ID: ST180218M1-2 PFC CS-1 18B0811, Description: PFC CS-1 18B0811

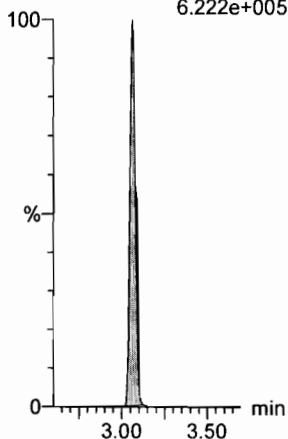
**13C4-PFBA**

F3:MRM of 1 channel,ES-  
217. > 171.8  
2.037e+005



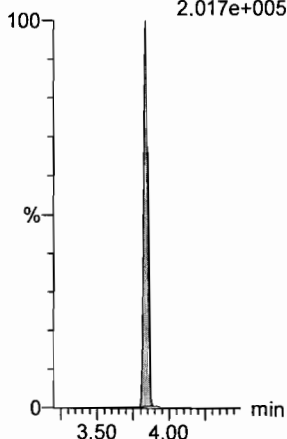
**13C5-PFHxA**

F10:MRM of 1 channel,ES-  
318 > 272.9  
6.222e+005



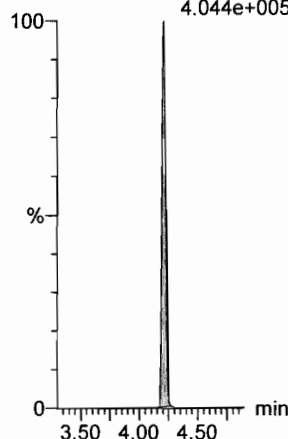
**13C3-PFHxS**

F18:MRM of 1 channel,ES-  
401.9 > 79.9  
2.017e+005



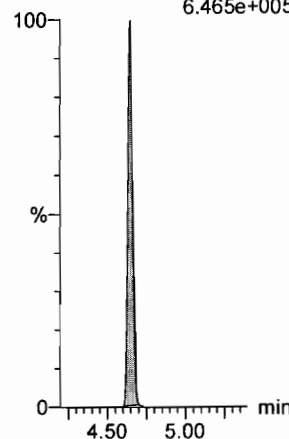
**13C8-PFOA**

F22:MRM of 1 channel,ES-  
421.3 > 376  
4.044e+005



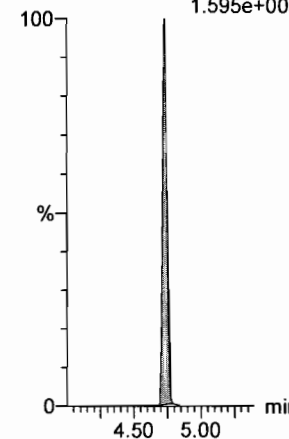
**13C9-PFNA**

F28:MRM of 1 channel,ES-  
472.2 > 426.9  
6.465e+005



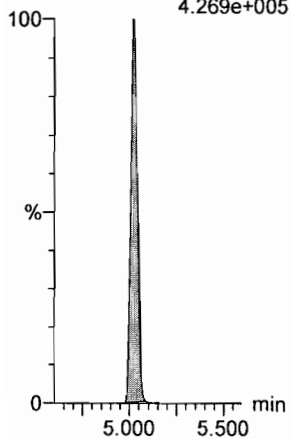
**13C4-PFOS**

F32:MRM of 1 channel,ES-  
503 > 79.9  
1.595e+005



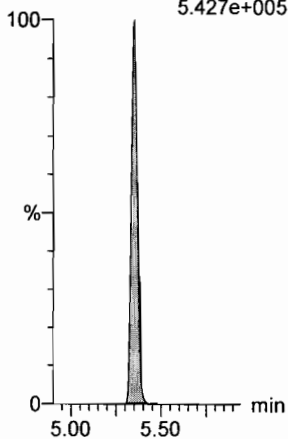
**13C6-PFDA**

F39:MRM of 1 channel,ES-  
519.1 > 473.7  
4.269e+005



**13C7-PFUdA**

F48:MRM of 1 channel,ES-  
570.1 > 524.8  
5.427e+005

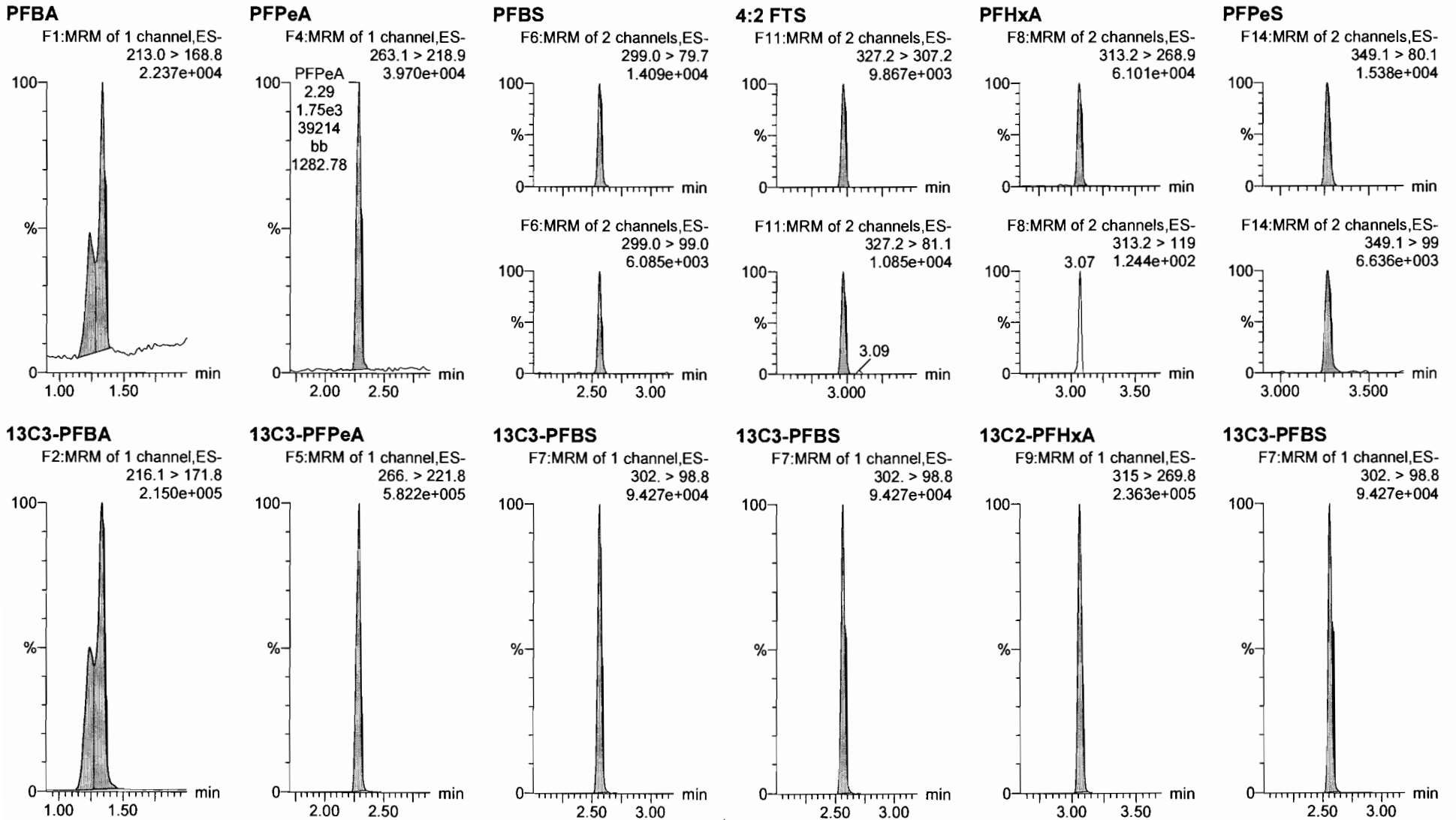




Dataset: F:\Projects\PFAS.PRO\Results\180218M1\180218M1-CRV.qld

Last Altered: Sunday, February 18, 2018 16:51:38 Pacific Standard Time  
Printed: Sunday, February 18, 2018 16:52:21 Pacific Standard Time

Name: 180218M1\_6, Date: 18-Feb-2018, Time: 14:45:39, ID: ST180218M1-3 PFC CS0 18B0812, Description: PFC CS0 18B0812



Dataset: F:\Projects\PFAS.PRO\Results\180218M1\180218M1-CRV.qld

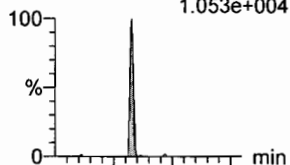
Last Altered: Sunday, February 18, 2018 16:51:38 Pacific Standard Time

Printed: Sunday, February 18, 2018 16:52:21 Pacific Standard Time

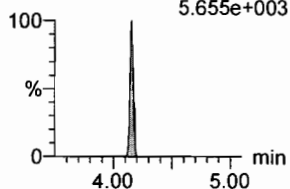
Name: 180218M1\_6, Date: 18-Feb-2018, Time: 14:45:39, ID: ST180218M1-3 PFC CS0 18B0812, Description: PFC CS0 18B0812

6:2 FTS

F23:MRM of 2 channels,ES-  
427.1 > 407  
1.053e+004

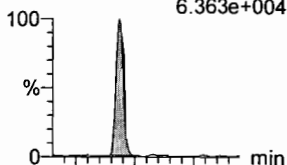


F23:MRM of 2 channels,ES-  
427.1 > 80  
5.655e+003

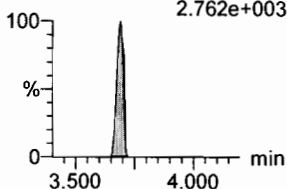


PFHpA

F15:MRM of 2 channels,ES-  
363.0 > 318.9  
6.363e+004

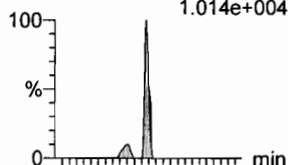


F15:MRM of 2 channels,ES-  
363.0 > 169.0  
2.762e+003

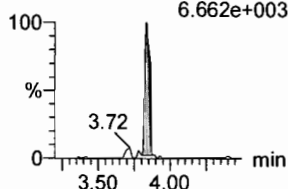


L-PFHxS

F17:MRM of 2 channels,ES-  
398.9 > 79.6  
1.014e+004

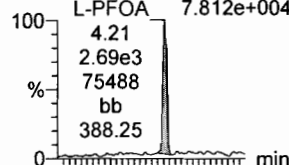


F17:MRM of 2 channels,ES-  
398.9 > 99.0  
6.662e+003

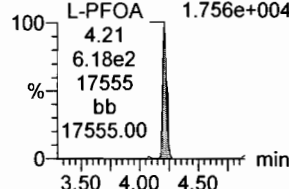


L-PFOA

F20:MRM of 2 channels,ES-  
413 > 368.7  
7.812e+004




F20:MRM of 2 channels,ES-  
413 > 169  
1.756e+004

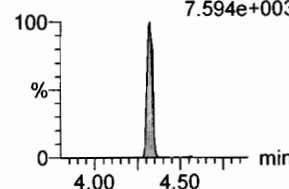


PFHpS

F25:MRM of 2 channels,ES-  
449 > 80.0  
1.339e+004

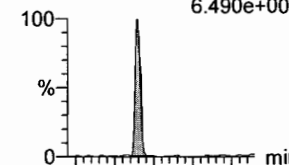


F25:MRM of 2 channels,ES-  
449 > 98.7  
7.594e+003

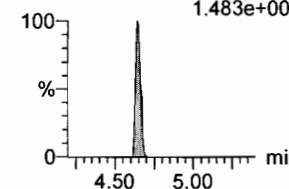


PFNA

F26:MRM of 2 channels,ES-  
463.0 > 418.8  
6.490e+004

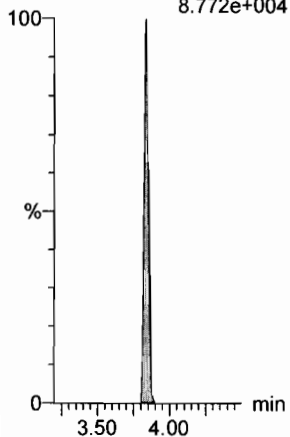


F26:MRM of 2 channels,ES-  
463.0 > 219.0  
1.483e+004



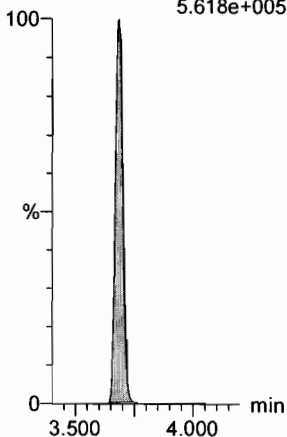
1802-PFHxS

F19:MRM of 1 channel,ES-  
403.0 > 102.6  
8.772e+004



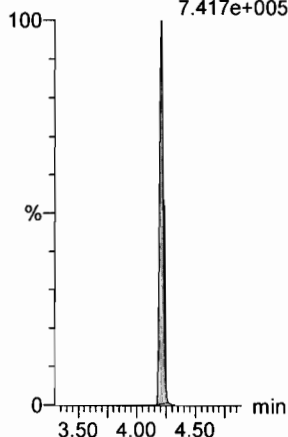
13C4-PFHpA

F16:MRM of 1 channel,ES-  
367.2 > 321.8  
5.618e+005



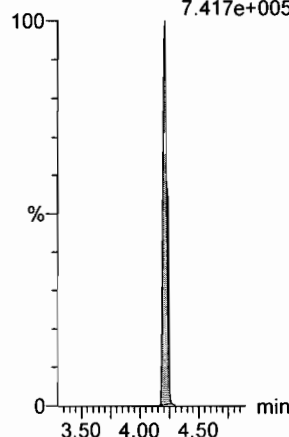
13C2-PFOA

F21:MRM of 1 channel,ES-  
414.9 > 369.7  
7.417e+005



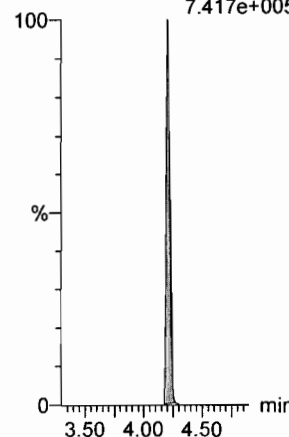
13C2-PFOA

F21:MRM of 1 channel,ES-  
414.9 > 369.7  
7.417e+005



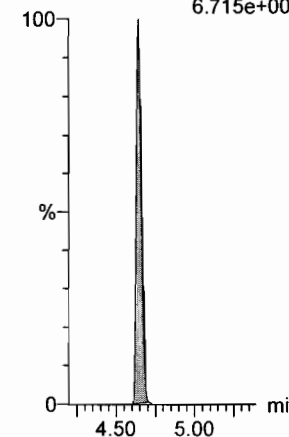
13C2-PFOA

F21:MRM of 1 channel,ES-  
414.9 > 369.7  
7.417e+005



13C5-PFNA

F27:MRM of 1 channel,ES-  
468.2 > 422.9  
6.715e+005



Dataset: F:\Projects\PFAS.PRO\Results\180218M1\180218M1-CRV.qld

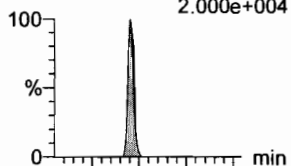
Last Altered: Sunday, February 18, 2018 16:51:38 Pacific Standard Time

Printed: Sunday, February 18, 2018 16:52:21 Pacific Standard Time

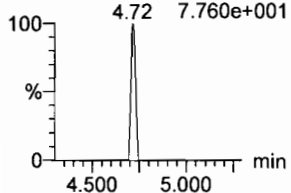
Name: 180218M1\_6, Date: 18-Feb-2018, Time: 14:45:39, ID: ST180218M1-3 PFC CS0 18B0812, Description: PFC CS0 18B0812

**PFOSA**

F29:MRM of 4 channels,ES-  
498.1 > 77.8  
2.000e+004

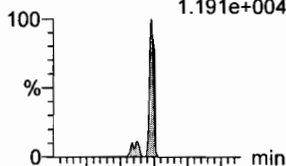


F29:MRM of 4 channels,ES-  
498.1 > 478  
7.760e+001

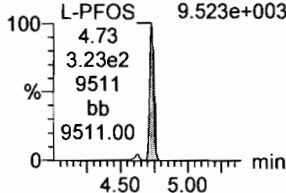


**L-PFOS**

F31:MRM of 2 channels,ES-  
499 > 79.9  
1.191e+004

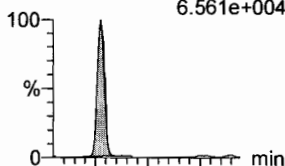


F31:MRM of 2 channels,ES-  
499 > 99  
9.523e+003

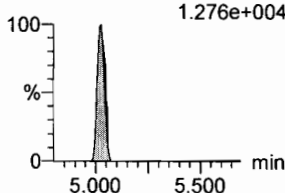


**PFDA**

F36:MRM of 2 channels,ES-  
513 > 468.8  
6.561e+004

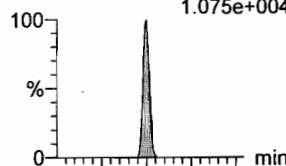


F36:MRM of 2 channels,ES-  
513 > 219  
1.276e+004

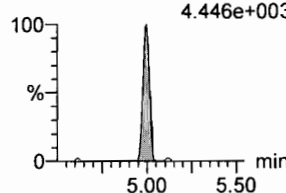


**8:2 FTS**

F41:MRM of 2 channels,ES-  
527 > 506.9  
1.075e+004

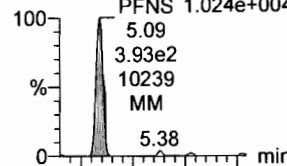


F41:MRM of 2 channels,ES-  
527 > 80  
4.446e+003

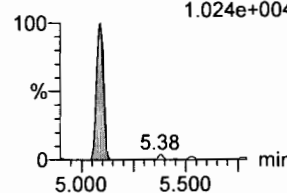


**PFNS**

F44:MRM of 2 channels,ES-  
549.1 > 80.1  
1.024e+004

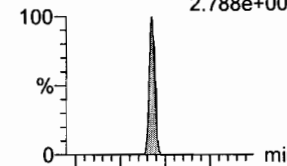


F44:MRM of 2 channels,ES-  
549.1 > 80.1  
1.024e+004

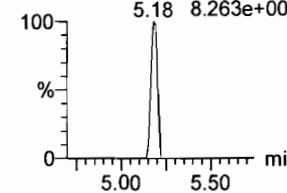


**N-MeFOSAA**

F47:MRM of 2 channels,ES-  
570.1 > 419  
2.788e+004

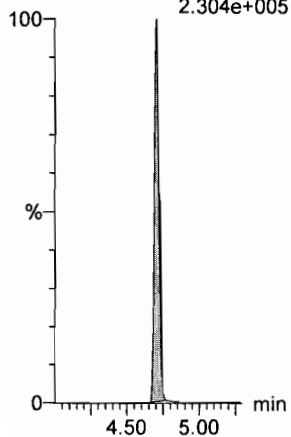


F47:MRM of 2 channels,ES-  
570.1 > 483.0  
8.263e+002



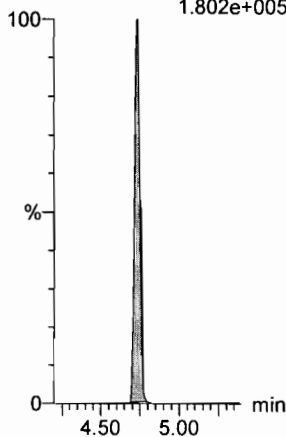
**13C8-PFOA**

F33:MRM of 1 channel,ES-  
506.1 > 77.7  
2.304e+005



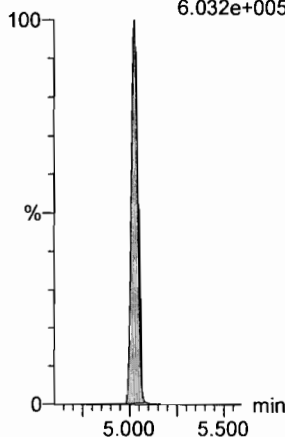
**13C8-PFOS**

F34:MRM of 1 channel,ES-  
507.0 > 79.9  
1.802e+005




**13C2-PFDA**

F37:MRM of 1 channel,ES-  
515.1 > 469.9  
6.032e+005



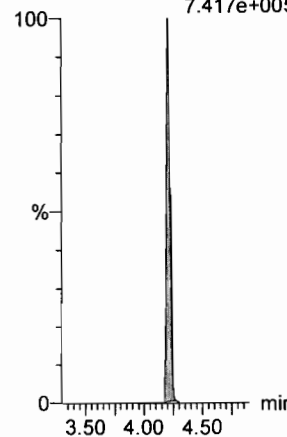
**13C2-PFOA**

F21:MRM of 1 channel,ES-  
414.9 > 369.7  
7.417e+005



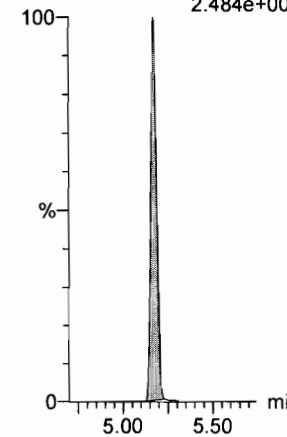
**13C2-PFOA**

F21:MRM of 1 channel,ES-  
414.9 > 369.7  
7.417e+005



**d3-N-MeFOSAA**

F49:MRM of 1 channel,ES-  
573.3 > 419  
2.484e+005



Dataset: F:\Projects\PFAS.PRO\Results\180218M1\180218M1-CRV.qld

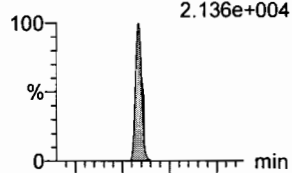
Last Altered: Sunday, February 18, 2018 16:51:38 Pacific Standard Time

Printed: Sunday, February 18, 2018 16:52:21 Pacific Standard Time

Name: 180218M1\_6, Date: 18-Feb-2018, Time: 14:45:39, ID: ST180218M1-3 PFC CS0 18B0812, Description: PFC CS0 18B0812

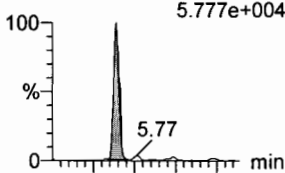
**N-EtFOSAA**

F50:MRM of 2 channels,ES-  
584.2 > 419  
2.136e+004



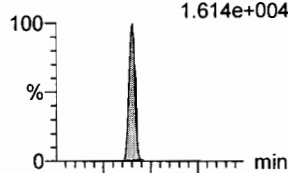
**PFDoA**

F53:MRM of 4 channels,ES-  
612.9 > 569.0  
5.777e+004



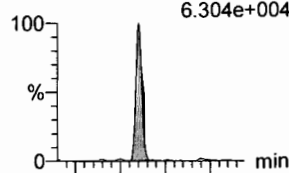
**PFDS**

F52:MRM of 2 channels,ES-  
598.8 > 80  
1.614e+004



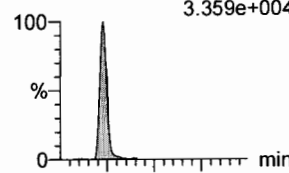
**PFUdA**

F45:MRM of 2 channels,ES-  
563.0 > 518.9  
6.304e+004



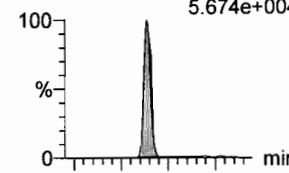
**N-MeFOSA**

F35:MRM of 2 channels,ES-  
512.1 > 168.9  
3.359e+004

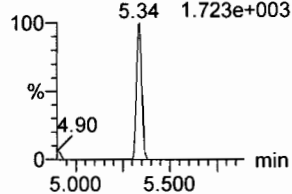


**PFTrDA**

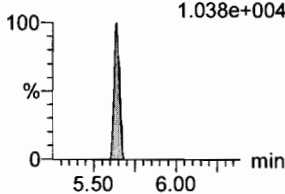
F59:MRM of 2 channels,ES-  
662.9 > 618.9  
5.674e+004



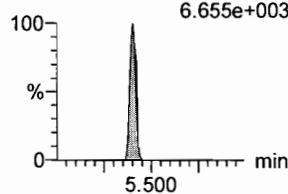
F50:MRM of 2 channels,ES-  
584.2 > 483.0  
1.723e+003



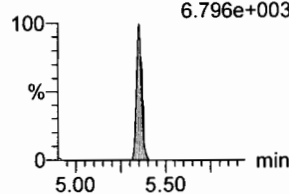
F53:MRM of 4 channels,ES-  
612.9 > 318.8  
1.038e+004



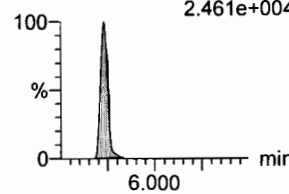
F52:MRM of 2 channels,ES-  
598.8 > 98.7  
6.655e+003



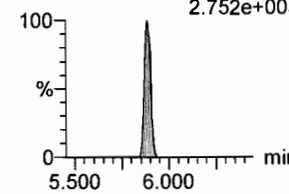
F45:MRM of 2 channels,ES-  
563.0 > 269  
6.796e+003



F35:MRM of 2 channels,ES-  
512.1 > 219  
2.461e+004

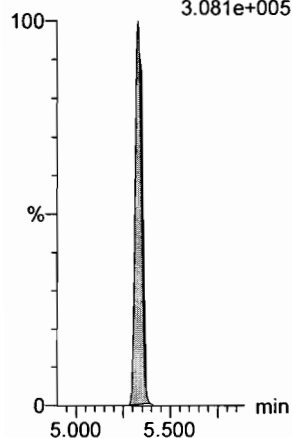


F59:MRM of 2 channels,ES-  
662.9 > 319  
2.752e+003



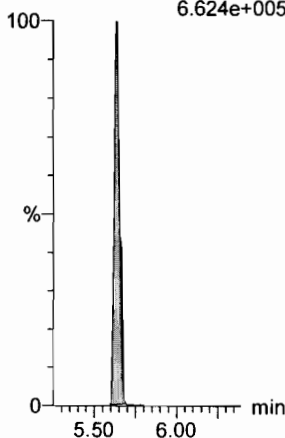
**d5-N-EtFOSAA**

F51:MRM of 1 channel,ES-  
589.3 > 419  
3.081e+005



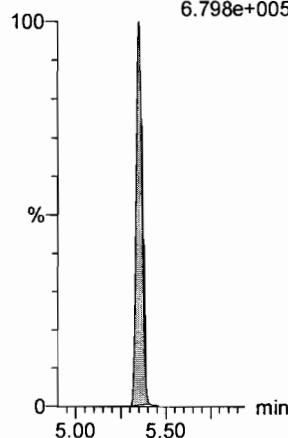
**13C2-PFDoA**

F54:MRM of 2 channels,ES-  
615.0 > 569.7  
6.624e+005



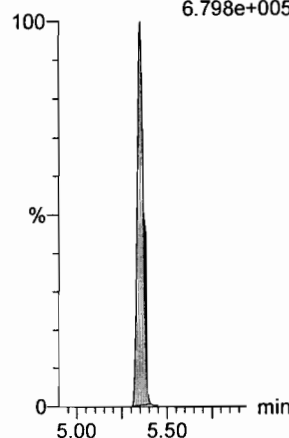
**13C2-PFUdA**

F46:MRM of 1 channel,ES-  
565 > 519.8  
6.798e+005



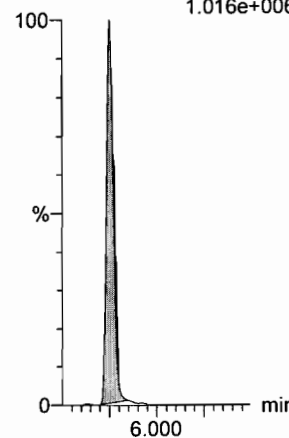
**13C2-PFUdA**

F46:MRM of 1 channel,ES-  
565 > 519.8  
6.798e+005



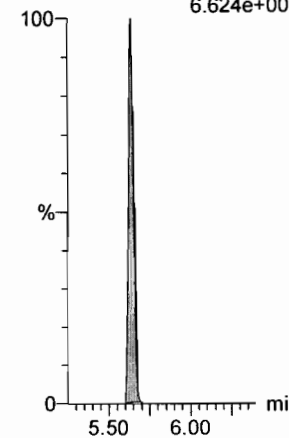
**d3-N-MeFOSA**

F38:MRM of 1 channel,ES-  
515.2 > 168.9  
1.016e+006



**13C2-PFDoA**

F54:MRM of 2 channels,ES-  
615.0 > 569.7  
6.624e+005

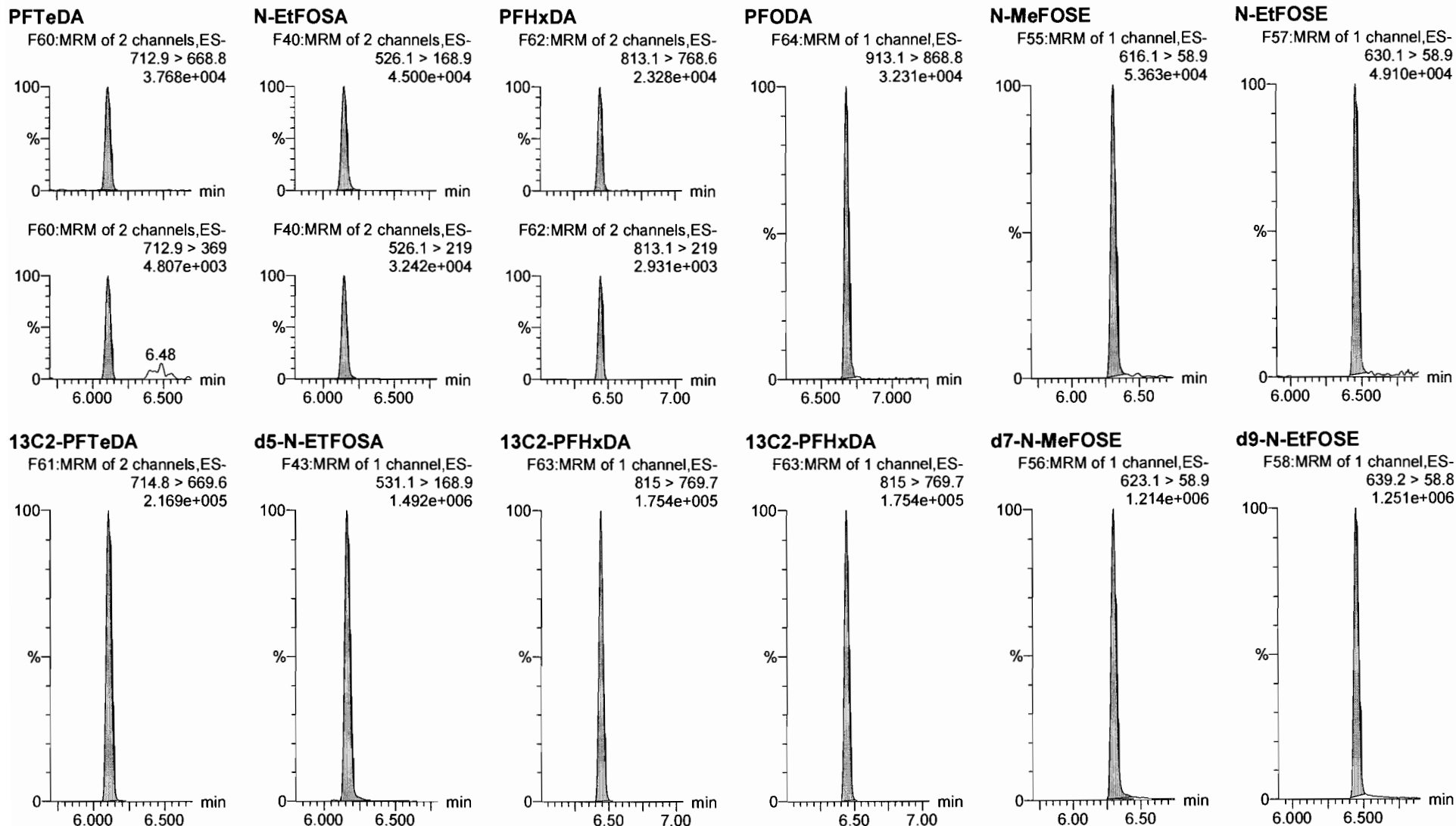


Dataset: F:\Projects\PFAS.PRO\Results\180218M1\180218M1-CRV.qld

Last Altered: Sunday, February 18, 2018 16:51:38 Pacific Standard Time

Printed: Sunday, February 18, 2018 16:52:21 Pacific Standard Time

Name: 180218M1\_6, Date: 18-Feb-2018, Time: 14:45:39, ID: ST180218M1-3 PFC CS0 18B0812, Description: PFC CS0 18B0812



Dataset: F:\Projects\PFAS.PRO\Results\180218M1\180218M1-CRV.qld

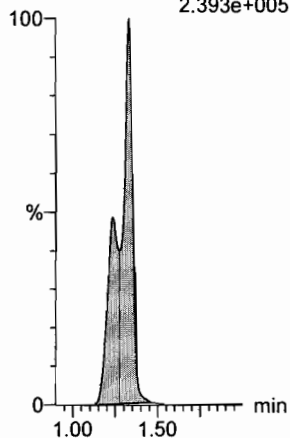
Last Altered: Sunday, February 18, 2018 16:51:38 Pacific Standard Time

Printed: Sunday, February 18, 2018 16:52:21 Pacific Standard Time

Name: 180218M1\_6, Date: 18-Feb-2018, Time: 14:45:39, ID: ST180218M1-3 PFC CS0 18B0812, Description: PFC CS0 18B0812

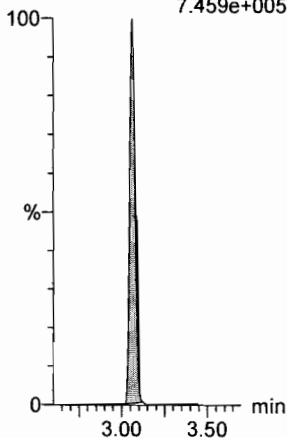
**13C4-PFBA**

F3:MRM of 1 channel,ES-  
217. > 171.8  
2.393e+005



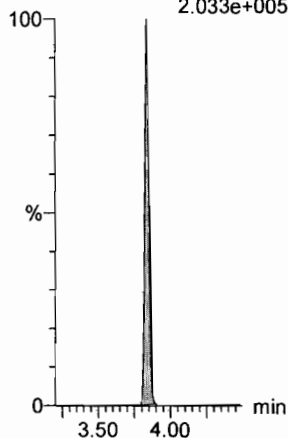
**13C5-PFHxA**

F10:MRM of 1 channel,ES-  
318 > 272.9  
7.459e+005



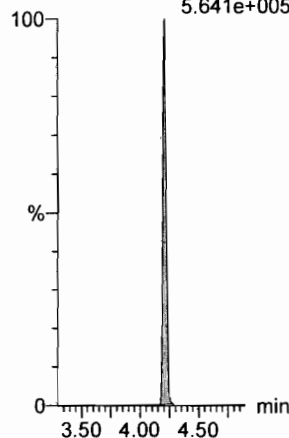
**13C3-PFHxS**

F18:MRM of 1 channel,ES-  
401.9 > 79.9  
2.033e+005



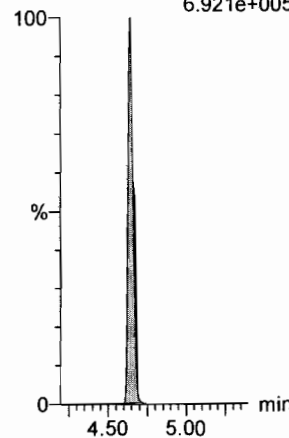
**13C8-PFOA**

F22:MRM of 1 channel,ES-  
421.3 > 376  
5.641e+005



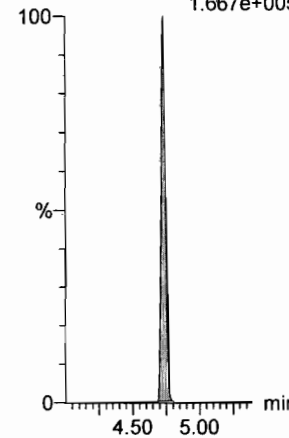
**13C9-PFNA**

F28:MRM of 1 channel,ES-  
472.2 > 426.9  
6.921e+005



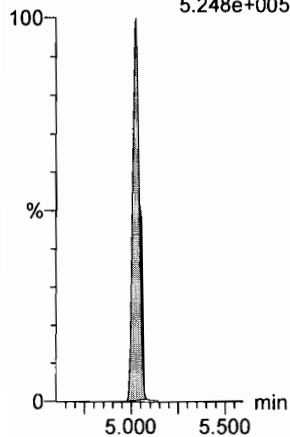
**13C4-PFOS**

F32:MRM of 1 channel,ES-  
503 > 79.9  
1.667e+005



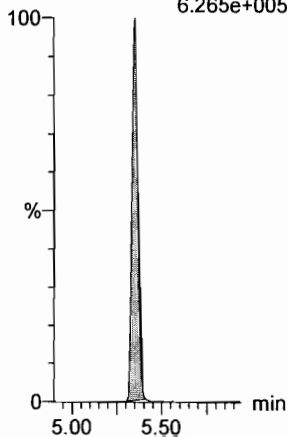
**13C6-PFDA**

F39:MRM of 1 channel,ES-  
519.1 > 473.7  
5.248e+005



**13C7-PFUDa**

F48:MRM of 1 channel,ES-  
570.1 > 524.8  
6.265e+005



Dataset: F:\Projects\PFAS.PRO\Results\180218M1\180218M1-CRV.qld

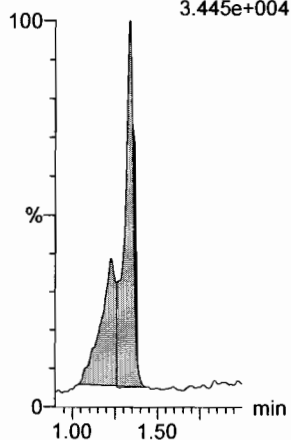
Last Altered: Sunday, February 18, 2018 16:51:38 Pacific Standard Time

Printed: Sunday, February 18, 2018 16:52:21 Pacific Standard Time

Name: 180218M1\_7, Date: 18-Feb-2018, Time: 14:57:06, ID: ST180218M1-4 PFC CS1 18B0813, Description: PFC CS1 18B0813

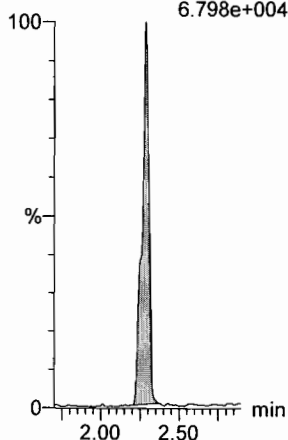
**PFBA**

F1:MRM of 1 channel,ES-  
213.0 > 168.8  
3.445e+004




**PFPeA**

F4:MRM of 1 channel,ES-  
263.1 > 218.9  
6.798e+004

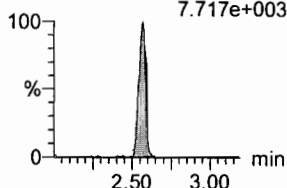


**PFBS**

F6:MRM of 2 channels,ES-  
299.0 > 79.7  
1.886e+004

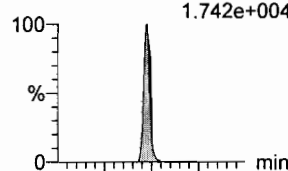


F6:MRM of 2 channels,ES-  
299.0 > 99.0  
7.717e+003

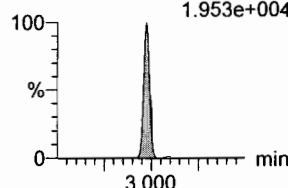


**4:2 FTS**

F11:MRM of 2 channels,ES-  
327.2 > 307.2  
1.742e+004

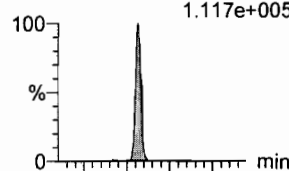


F11:MRM of 2 channels,ES-  
327.2 > 81.1  
1.953e+004

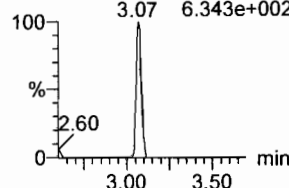


**PFHxA**

F8:MRM of 2 channels,ES-  
313.2 > 268.9  
1.117e+005

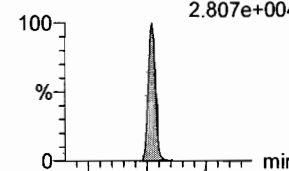


F8:MRM of 2 channels,ES-  
313.2 > 119  
6.343e+002

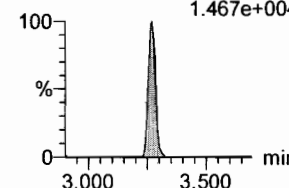


**PFPeS**

F14:MRM of 2 channels,ES-  
349.1 > 80.1  
2.807e+004

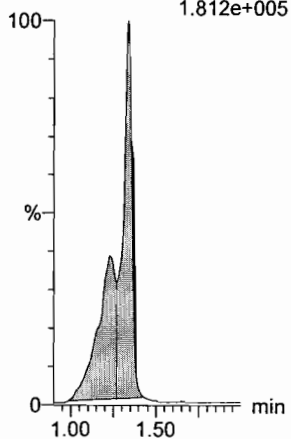


F14:MRM of 2 channels,ES-  
349.1 > 99  
1.467e+004



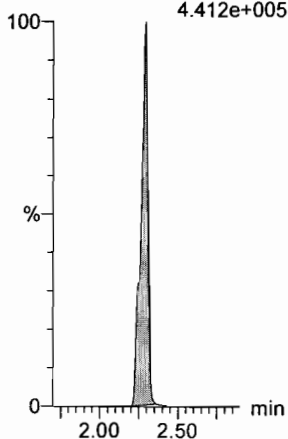
**13C3-PFBA**

F2:MRM of 1 channel,ES-  
216.1 > 171.8  
1.812e+005



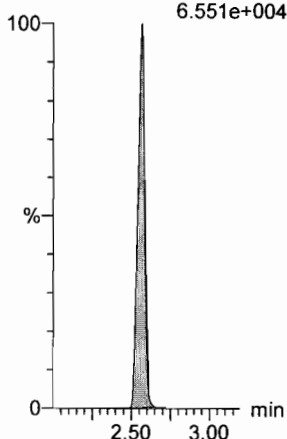
**13C3-PFPeA**

F5:MRM of 1 channel,ES-  
266. > 221.8  
4.412e+005



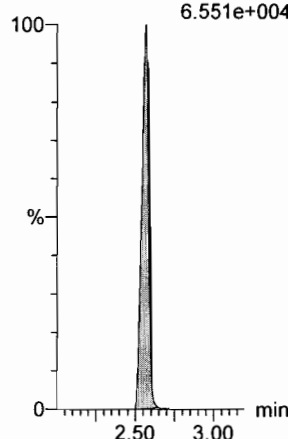
**13C3-PFBS**

F7:MRM of 1 channel,ES-  
302. > 98.8  
6.551e+004



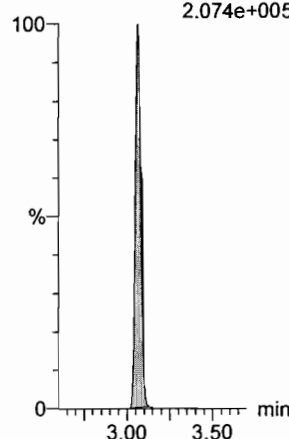
**13C3-PFBS**

F7:MRM of 1 channel,ES-  
302. > 98.8  
6.551e+004



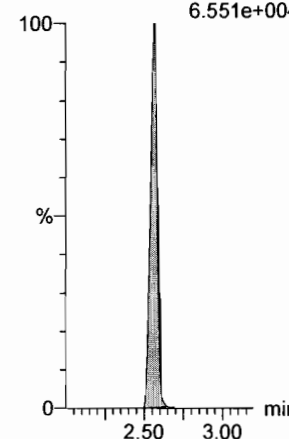
**13C2-PFHxA**

F9:MRM of 1 channel,ES-  
315 > 269.8  
2.074e+005



**13C3-PFBS**

F7:MRM of 1 channel,ES-  
302. > 98.8  
6.551e+004

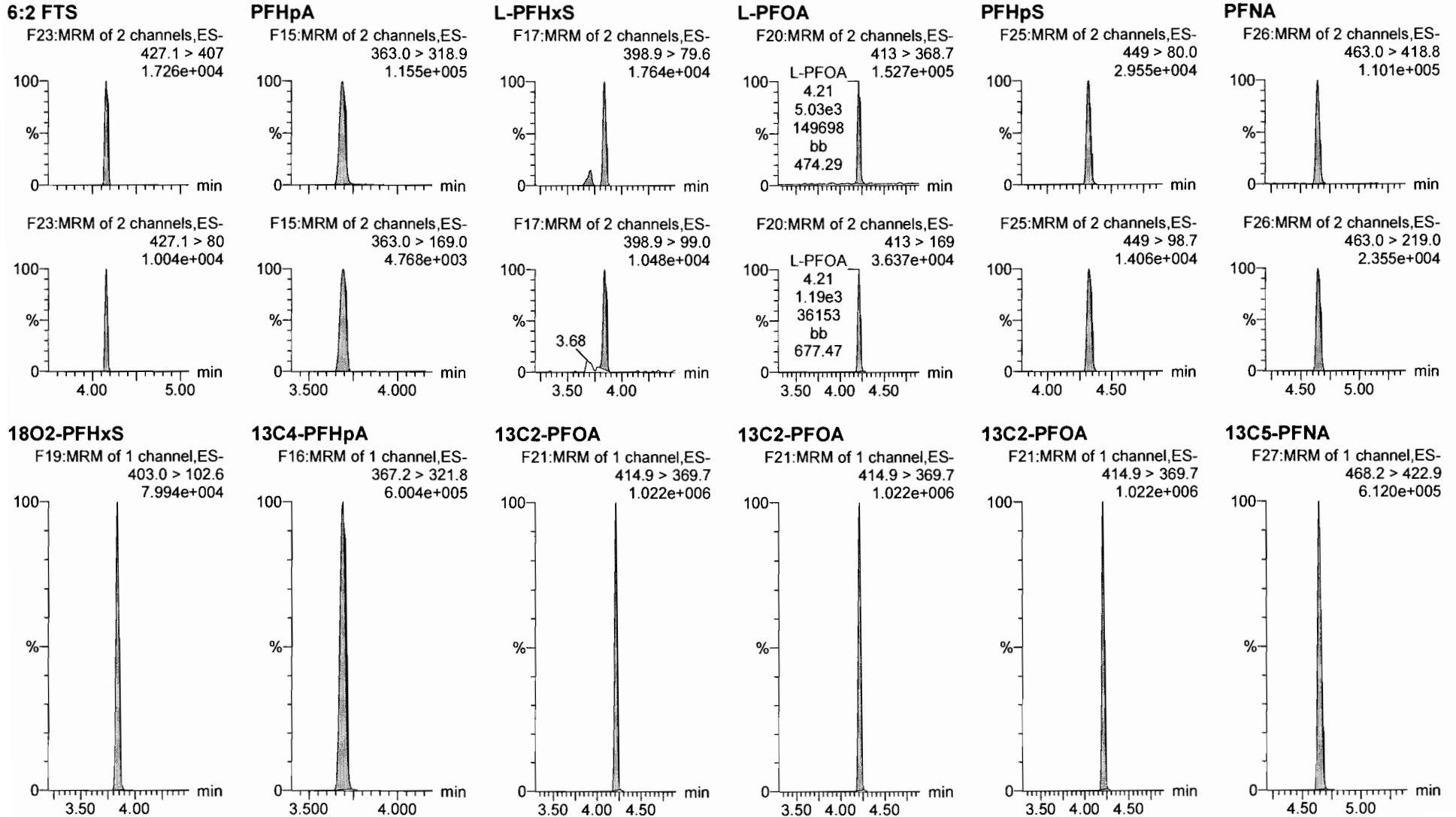


Dataset: F:\Projects\PFAS.PRO\Results\180218M1\180218M1-CRV.qld

Last Altered: Sunday, February 18, 2018 16:51:38 Pacific Standard Time

Printed: Sunday, February 18, 2018 16:52:21 Pacific Standard Time

Name: 180218M1\_7, Date: 18-Feb-2018, Time: 14:57:06, ID: ST180218M1-4 PFC CS1 18B0813, Description: PFC CS1 18B0813



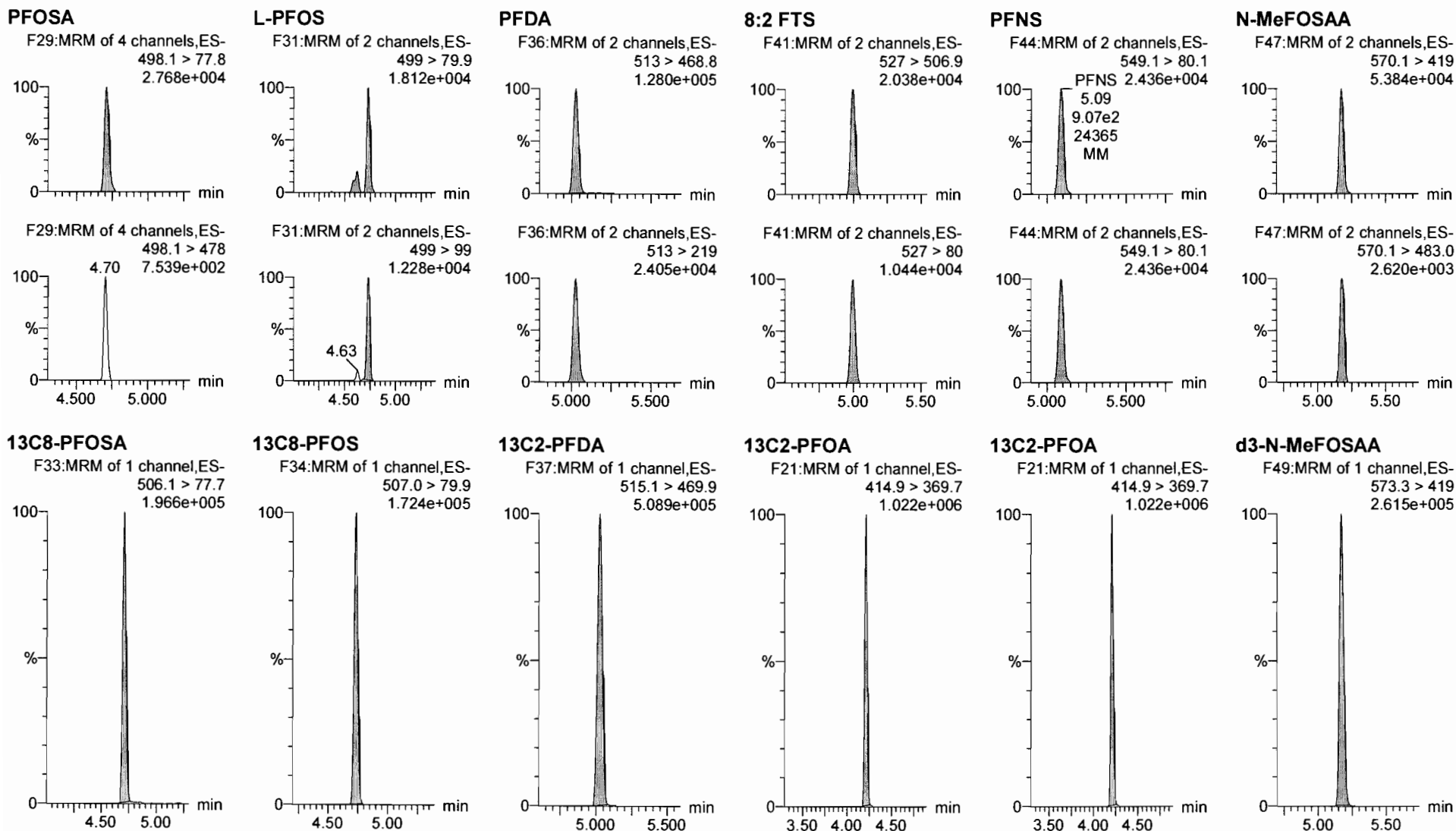


Dataset: F:\Projects\PFAS.PRO\Results\180218M1\180218M1-CRV.qld

Last Altered: Sunday, February 18, 2018 16:51:38 Pacific Standard Time

Printed: Sunday, February 18, 2018 16:52:21 Pacific Standard Time

Name: 180218M1\_7, Date: 18-Feb-2018, Time: 14:57:06, ID: ST180218M1-4 PFC CS1 18B0813, Description: PFC CS1 18B0813



Dataset: F:\Projects\PFAS.PRO\Results\180218M1\180218M1-CRV.qld


Last Altered: Sunday, February 18, 2018 16:51:38 Pacific Standard Time

Printed: Sunday, February 18, 2018 16:52:21 Pacific Standard Time

Name: 180218M1\_7, Date: 18-Feb-2018, Time: 14:57:06, ID: ST180218M1-4 PFC CS1 18B0813, Description: PFC CS1 18B0813

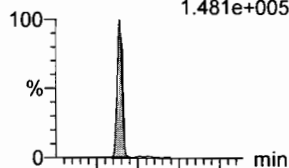
**N-EtFOSAA**

F50:MRM of 2 channels,ES-  
584.2 > 419  
3.233e+004



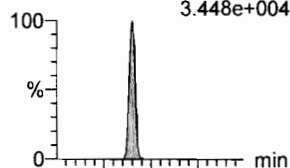
**PFDoA**

F53:MRM of 4 channels,ES-  
612.9 > 569.0  
1.481e+005



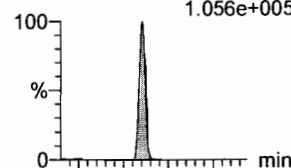
**PFDS**

F52:MRM of 2 channels,ES-  
598.8 > 80  
3.448e+004



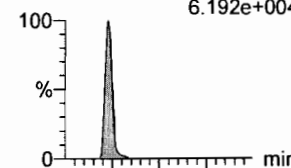
**PFUdA**

F45:MRM of 2 channels,ES-  
563.0 > 518.9  
1.056e+005



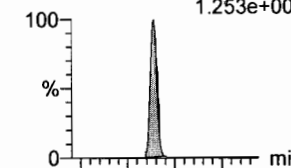
**N-MeFOSA**

F35:MRM of 2 channels,ES-  
512.1 > 168.9  
6.192e+004

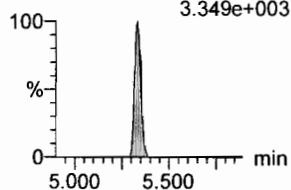


**PFTrDA**

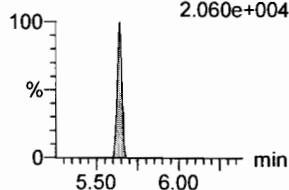
F59:MRM of 2 channels,ES-  
662.9 > 618.9  
1.253e+005



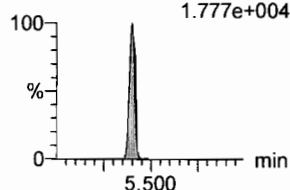
F50:MRM of 2 channels,ES-  
584.2 > 483.0  
3.349e+003



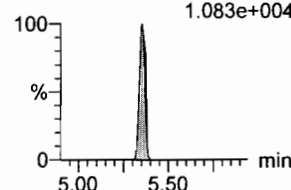
F53:MRM of 4 channels,ES-  
612.9 > 318.8  
2.060e+004



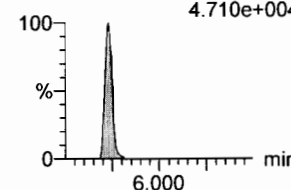
F52:MRM of 2 channels,ES-  
598.8 > 98.7  
1.777e+004



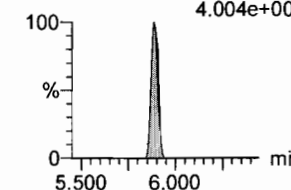
F45:MRM of 2 channels,ES-  
563.0 > 269  
1.083e+004



F35:MRM of 2 channels,ES-  
512.1 > 219  
4.710e+004

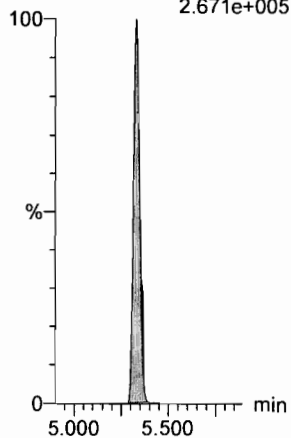


F59:MRM of 2 channels,ES-  
662.9 > 319  
4.004e+003



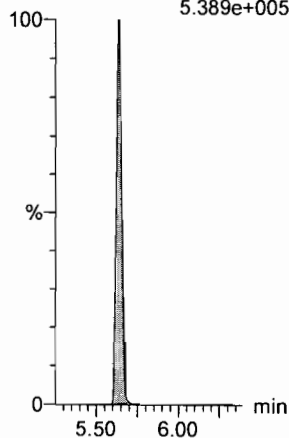
**d5-N-EtFOSAA**

F51:MRM of 1 channel,ES-  
589.3 > 419  
2.671e+005




**13C2-PFDoA**

F54:MRM of 2 channels,ES-  
615.0 > 569.7  
5.389e+005



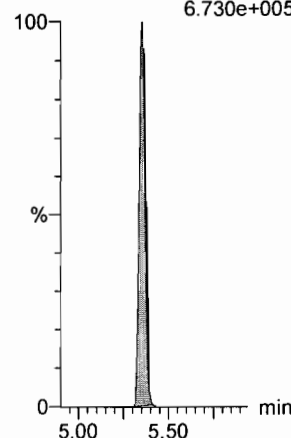
**13C2-PFUdA**

F46:MRM of 1 channel,ES-  
565 > 519.8  
6.730e+005



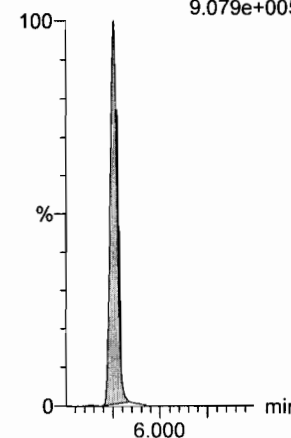
**13C2-PFUdA**

F46:MRM of 1 channel,ES-  
565 > 519.8  
6.730e+005



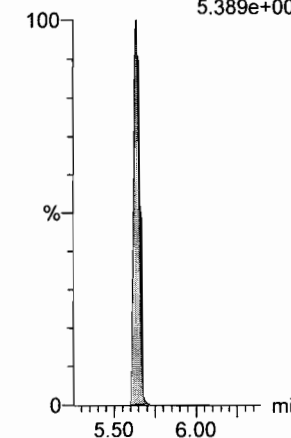
**d3-N-MeFOSA**

F38:MRM of 1 channel,ES-  
515.2 > 168.9  
9.079e+005



**13C2-PFDoA**

F54:MRM of 2 channels,ES-  
615.0 > 569.7  
5.389e+005

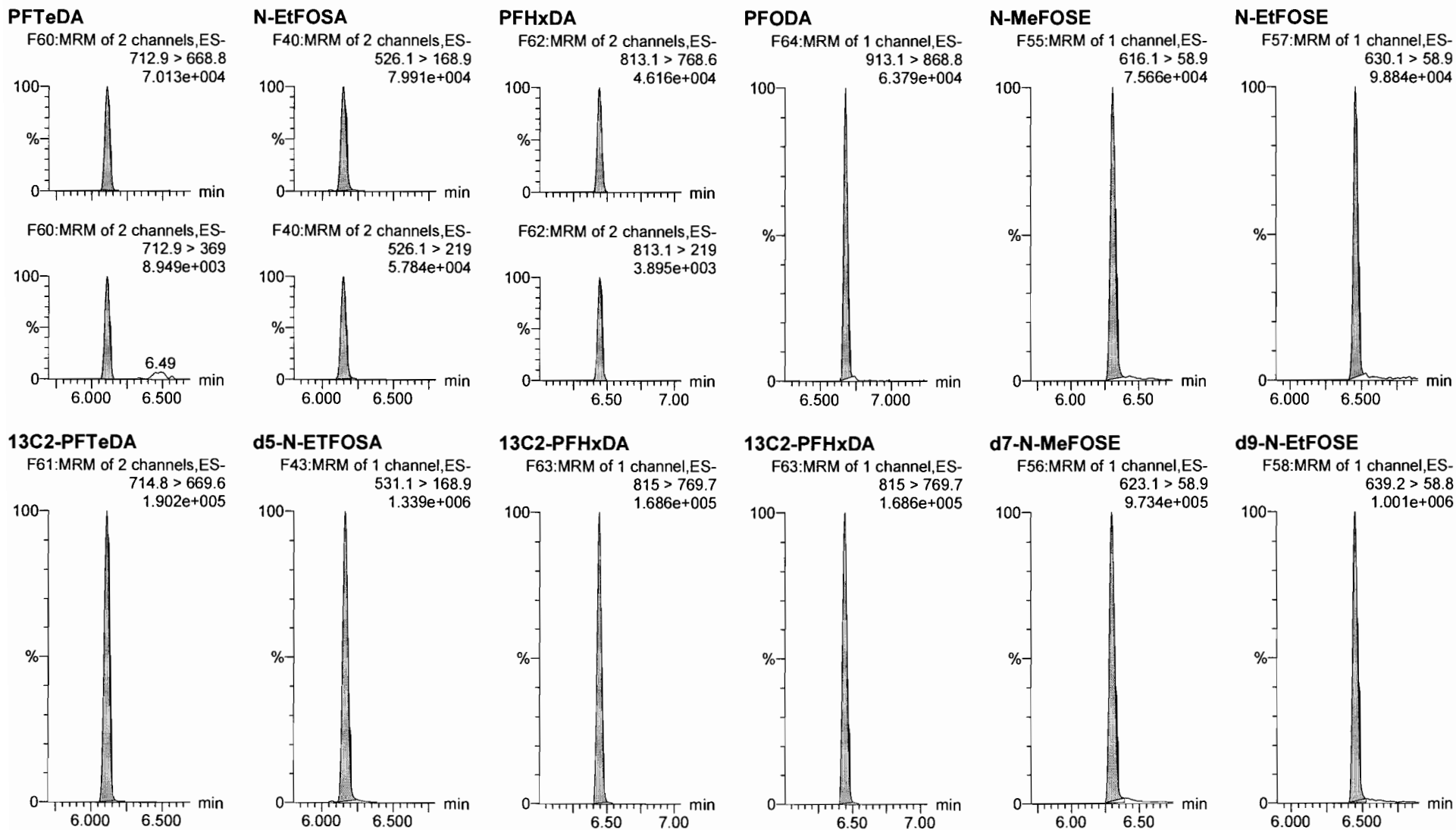


Dataset: F:\Projects\PFAS.PRO\Results\180218M1\180218M1-CRV.qld

Last Altered: Sunday, February 18, 2018 16:51:38 Pacific Standard Time

Printed: Sunday, February 18, 2018 16:52:21 Pacific Standard Time

Name: 180218M1\_7, Date: 18-Feb-2018, Time: 14:57:06, ID: ST180218M1-4 PFC CS1 18B0813, Description: PFC CS1 18B0813



Dataset: F:\Projects\PFAS.PRO\Results\180218M1\180218M1-CRV.qld

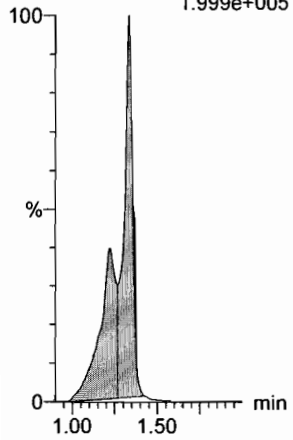
Last Altered: Sunday, February 18, 2018 16:51:38 Pacific Standard Time

Printed: Sunday, February 18, 2018 16:52:21 Pacific Standard Time

Name: 180218M1\_7, Date: 18-Feb-2018, Time: 14:57:06, ID: ST180218M1-4 PFC CS1 18B0813, Description: PFC CS1 18B0813

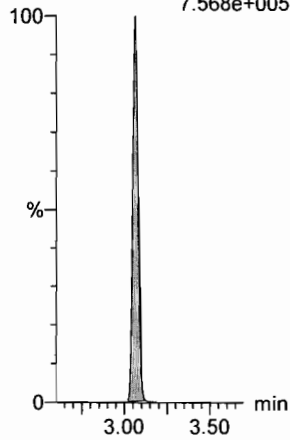
**13C4-PFBA**

F3:MRM of 1 channel,ES-  
217. > 171.8  
1.999e+005



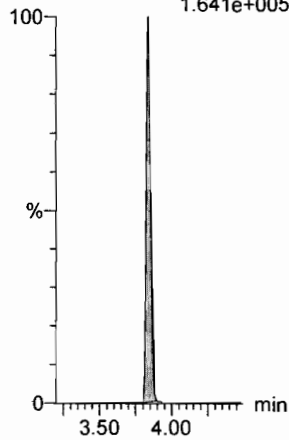
**13C5-PFHxA**

F10:MRM of 1 channel,ES-  
318 > 272.9  
7.568e+005



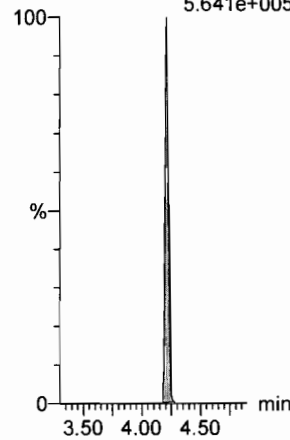
**13C3-PFHxS**

F18:MRM of 1 channel,ES-  
401.9 > 79.9  
1.641e+005



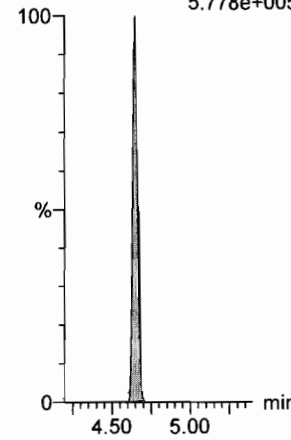
**13C8-PFOA**

F22:MRM of 1 channel,ES-  
421.3 > 376  
5.641e+005



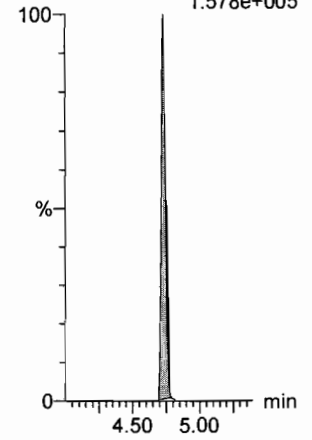
**13C9-PFNA**

F28:MRM of 1 channel,ES-  
472.2 > 426.9  
5.778e+005



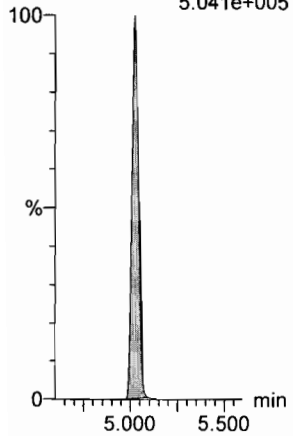
**13C4-PFOS**

F32:MRM of 1 channel,ES-  
503 > 79.9  
1.578e+005



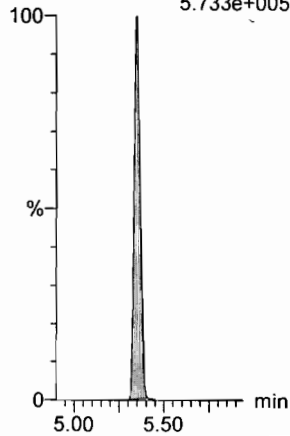
**13C6-PFDA**

F39:MRM of 1 channel,ES-  
519.1 > 473.7  
5.041e+005



**13C7-PFUdA**

F48:MRM of 1 channel,ES-  
570.1 > 524.8  
5.733e+005



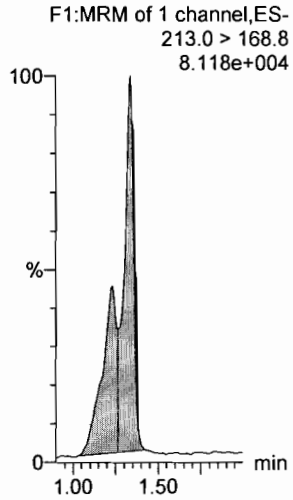
Dataset: F:\Projects\PFAS.PRO\Results\180218M1\180218M1-CRV.qld

Last Altered: Sunday, February 18, 2018 16:51:38 Pacific Standard Time

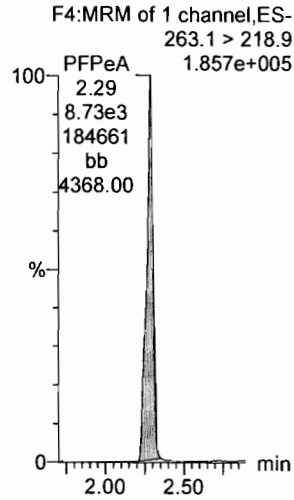
Printed: Sunday, February 18, 2018 16:52:21 Pacific Standard Time

Name: 180218M1\_8, Date: 18-Feb-2018, Time: 15:08:33, ID: ST180218M1-5 PFC CS2 18B0814, Description: PFC CS2 18B0814

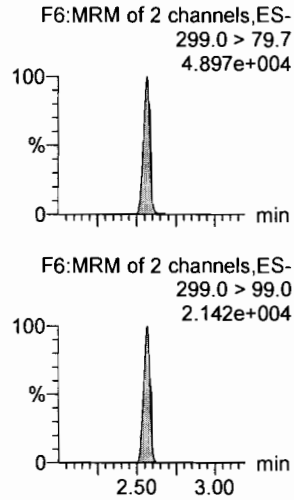
**PFBA**



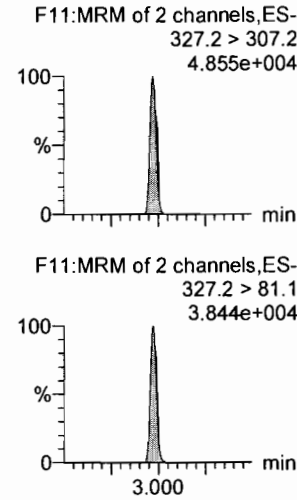
**PFPeA**



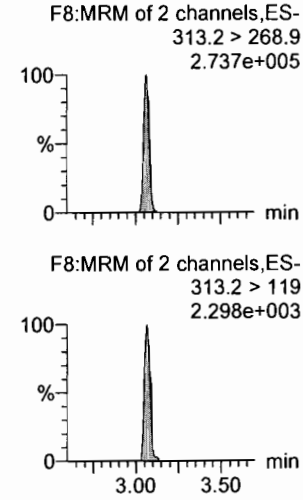
**PFBS**



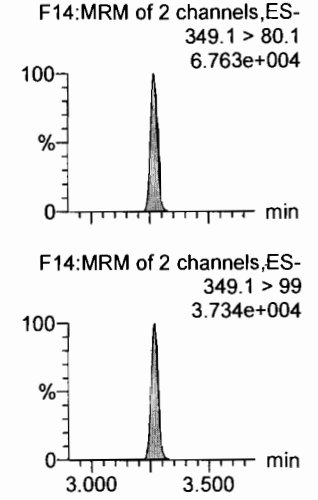
**4:2 FTS**



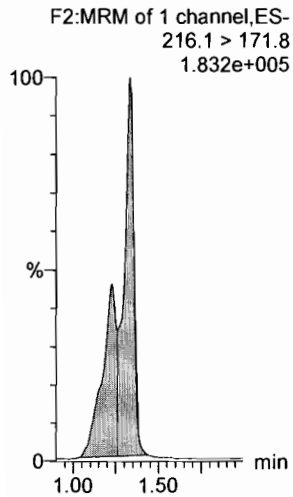
**PFHxA**



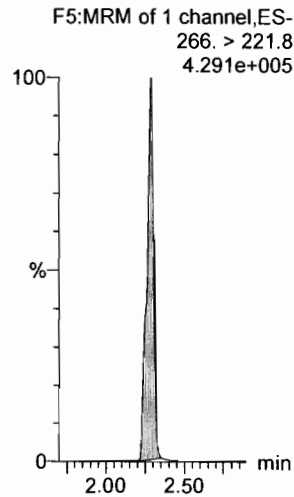
**PFPeS**



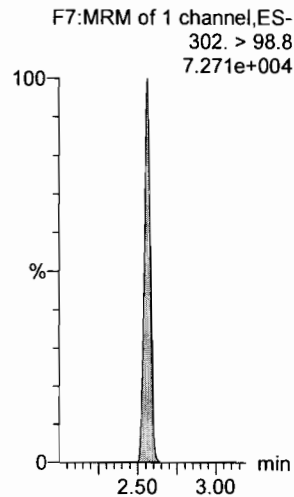
**13C3-PFBA**



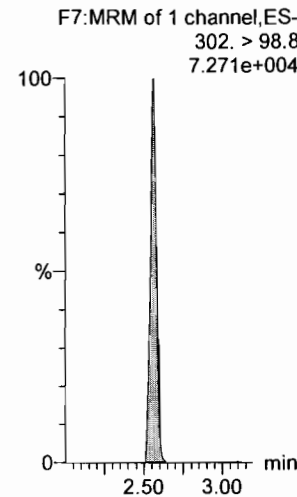
**13C3-PFPeA**



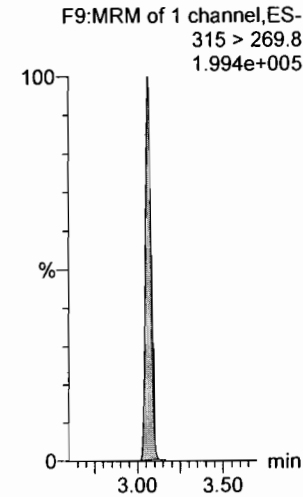
**13C3-PFBS**



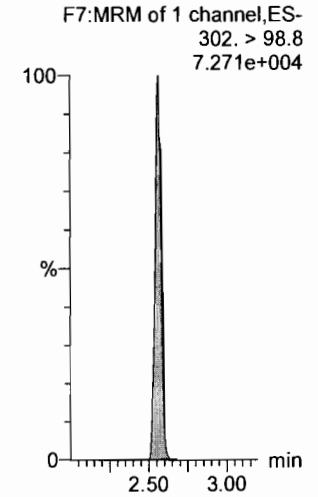
**13C3-PFBS**



**13C2-PFHxA**



**13C3-PFBS**



Dataset: F:\Projects\PFAS.PRO\Results\180218M1\180218M1-CRV.qld

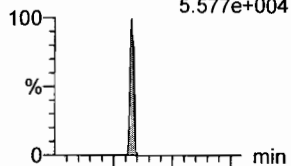
Last Altered: Sunday, February 18, 2018 16:51:38 Pacific Standard Time

Printed: Sunday, February 18, 2018 16:52:21 Pacific Standard Time

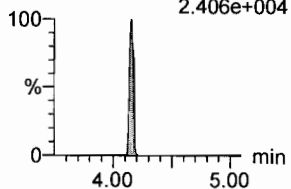
Name: 180218M1\_8, Date: 18-Feb-2018, Time: 15:08:33, ID: ST180218M1-5 PFC CS2 18B0814, Description: PFC CS2 18B0814

6:2 FTS

F23:MRM of 2 channels,ES-  
427.1 > 407  
5.577e+004




F23:MRM of 2 channels,ES-  
427.1 > 80  
2.406e+004

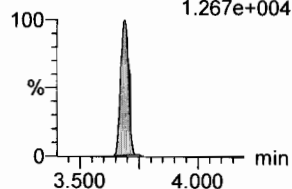


PFHpA

F15:MRM of 2 channels,ES-  
363.0 > 318.9  
2.940e+005

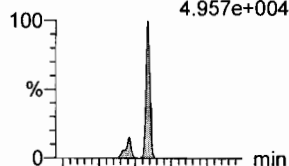


F15:MRM of 2 channels,ES-  
363.0 > 169.0  
1.267e+004

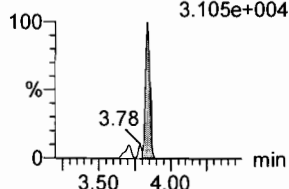


L-PFHxS

F17:MRM of 2 channels,ES-  
398.9 > 79.6  
4.957e+004

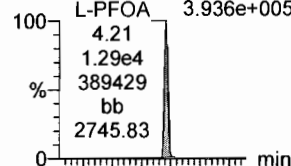


F17:MRM of 2 channels,ES-  
398.9 > 99.0  
3.105e+004

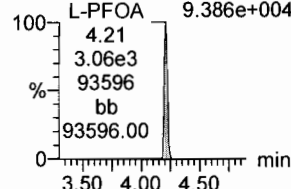


L-PFOA

F20:MRM of 2 channels,ES-  
413 > 368.7  
3.936e+005

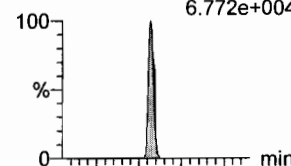


F20:MRM of 2 channels,ES-  
413 > 169  
9.386e+004

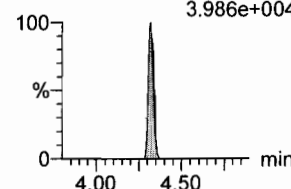


PFHpS

F25:MRM of 2 channels,ES-  
449 > 80.0  
6.772e+004

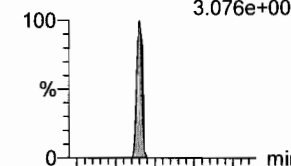


F25:MRM of 2 channels,ES-  
449 > 98.7  
3.986e+004

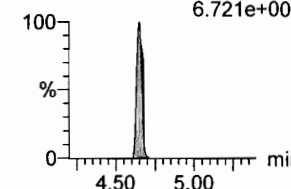


PFNA

F26:MRM of 2 channels,ES-  
463.0 > 418.8  
3.076e+005

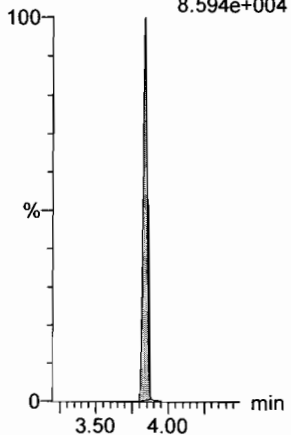


F26:MRM of 2 channels,ES-  
463.0 > 219.0  
6.721e+004



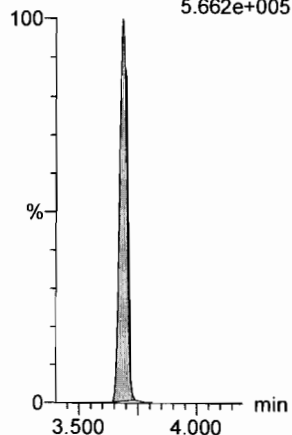
18O2-PFHxS

F19:MRM of 1 channel,ES-  
403.0 > 102.6  
8.594e+004



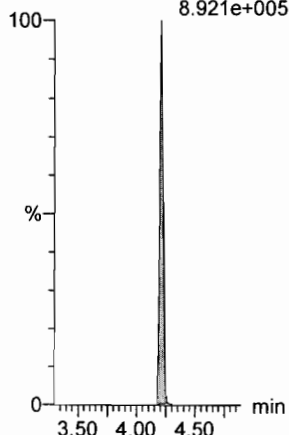
13C4-PFHpA

F16:MRM of 1 channel,ES-  
367.2 > 321.8  
5.662e+005



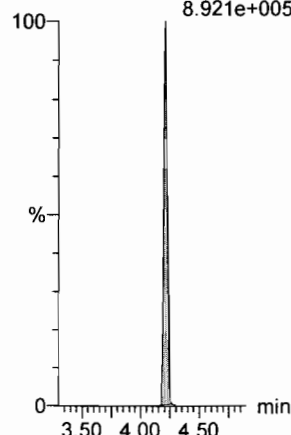
13C2-PFOA

F21:MRM of 1 channel,ES-  
414.9 > 369.7  
8.921e+005



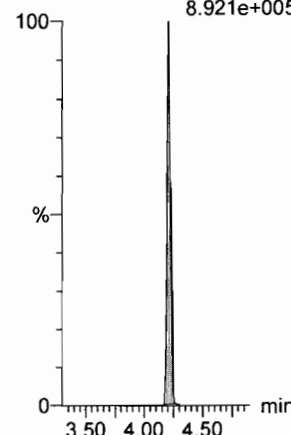
13C2-PFOA

F21:MRM of 1 channel,ES-  
414.9 > 369.7  
8.921e+005



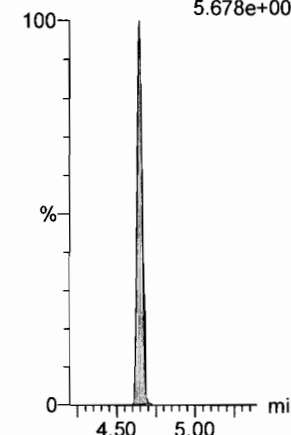
13C2-PFOA

F21:MRM of 1 channel,ES-  
414.9 > 369.7  
8.921e+005



13C5-PFNA

F27:MRM of 1 channel,ES-  
468.2 > 422.9  
5.678e+005



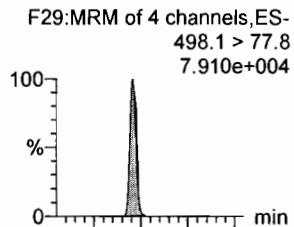
Dataset: F:\Projects\PFAS.PRO\Results\180218M1\180218M1-CRV.qld

Last Altered: Sunday, February 18, 2018 16:51:38 Pacific Standard Time

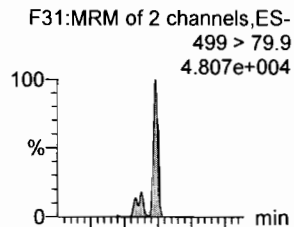
Printed: Sunday, February 18, 2018 16:52:21 Pacific Standard Time

Name: 180218M1\_8, Date: 18-Feb-2018, Time: 15:08:33, ID: ST180218M1-5 PFC CS2 18B0814, Description: PFC CS2 18B0814

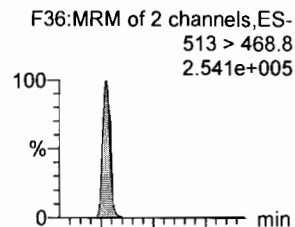
**PFOSA**



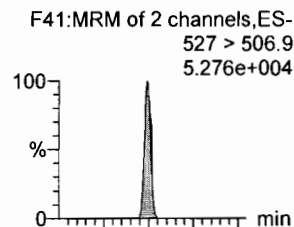
**L-PFOS**



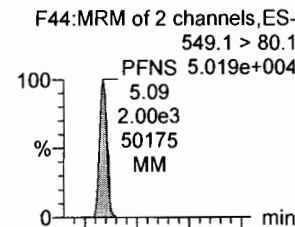
**PFDA**



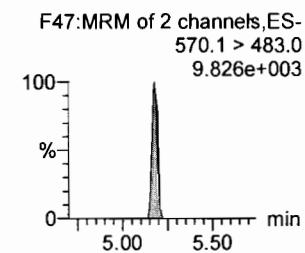
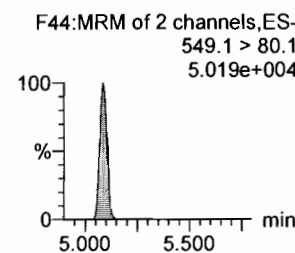
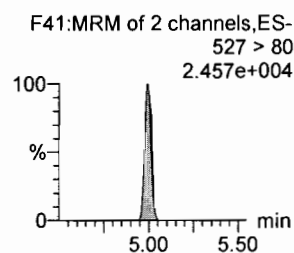
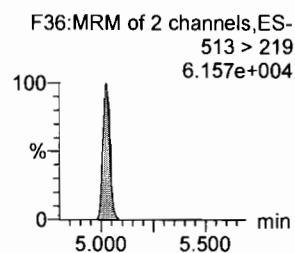
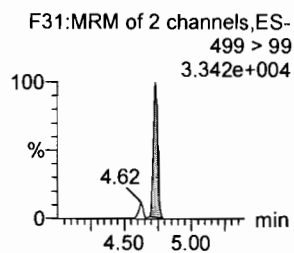
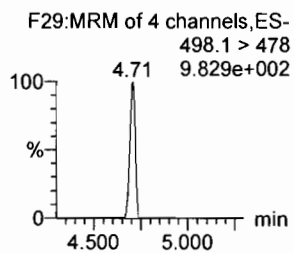
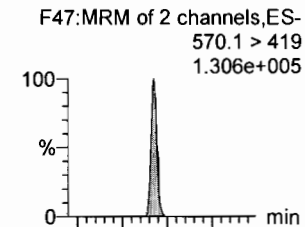
**8:2 FTS**



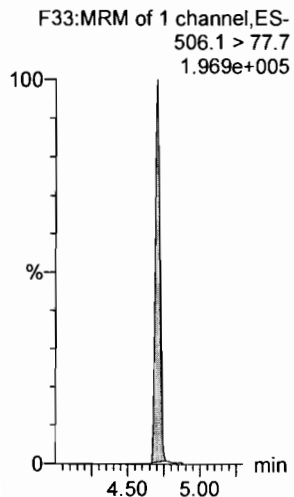
**PFNS**



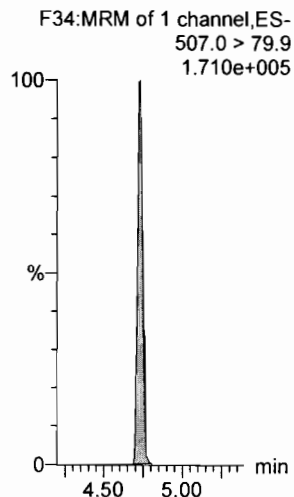
**N-MeFOSAA**



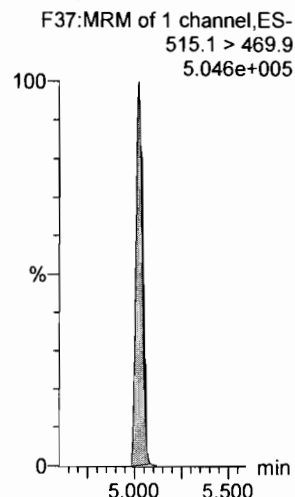
**13C8-PFOSA**



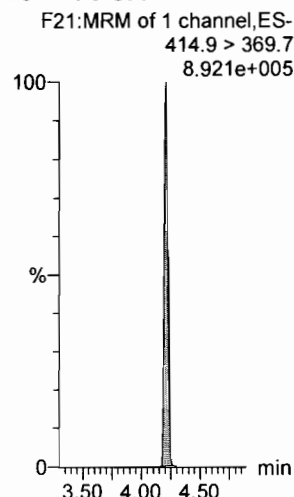
**13C8-PFOS**



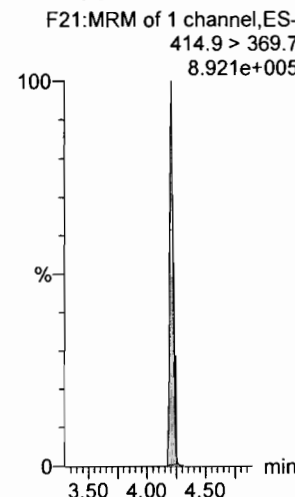
**13C2-PFDA**



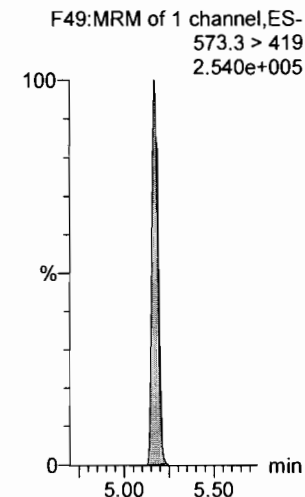
**13C2-PFOA**



**13C2-PFOA**



**d3-N-MeFOSAA**



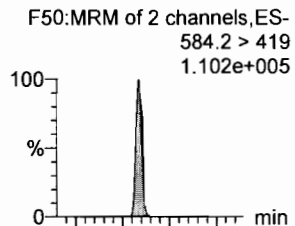
Dataset: F:\Projects\PFAS.PRO\Results\180218M1\180218M1-CRV.qld

Last Altered: Sunday, February 18, 2018 16:51:38 Pacific Standard Time

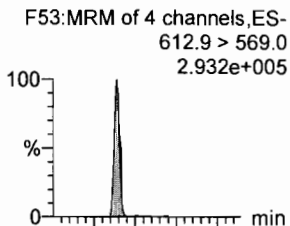
Printed: Sunday, February 18, 2018 16:52:21 Pacific Standard Time

Name: 180218M1\_8, Date: 18-Feb-2018, Time: 15:08:33, ID: ST180218M1-5 PFC CS2 18B0814, Description: PFC CS2 18B0814

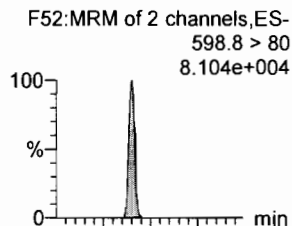
**N-EtFOSAA**



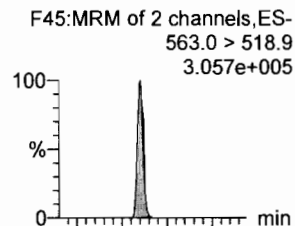
**PFDaA**



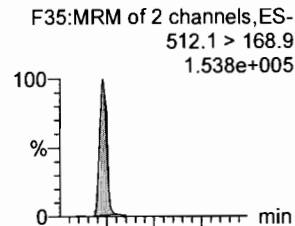
**PFDS**



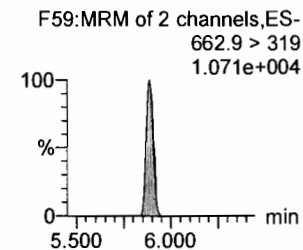
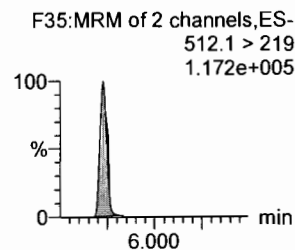
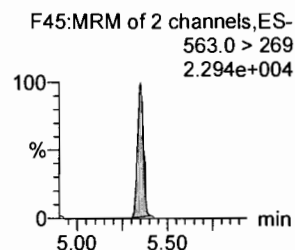
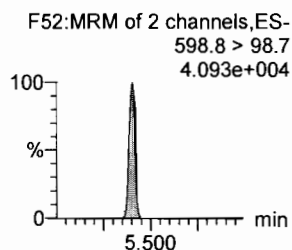
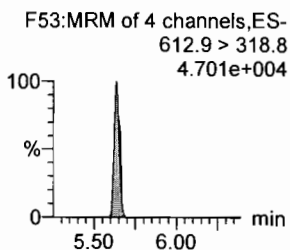
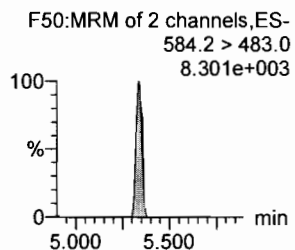
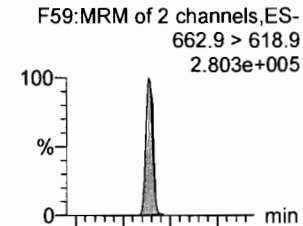
**PFUdA**



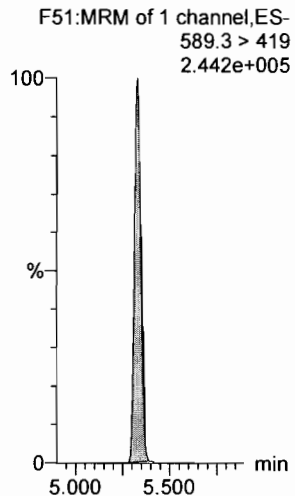
**N-MeFOSA**



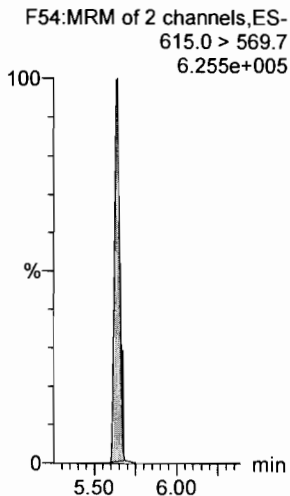
**PFTrDA**



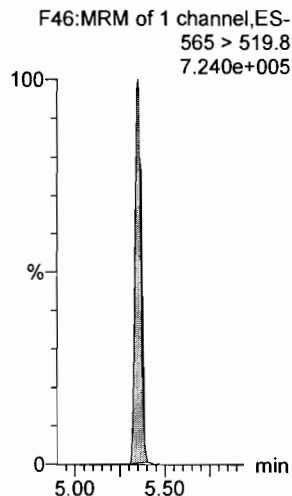
**d5-N-EtFOSAA**



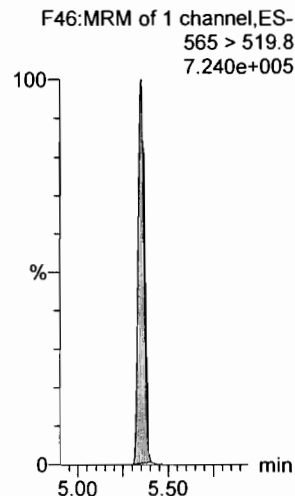
**13C2-PFDaA**



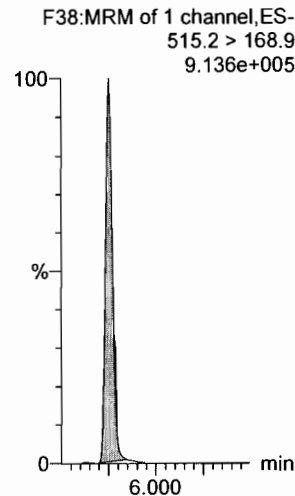
**13C2-PFUdA**



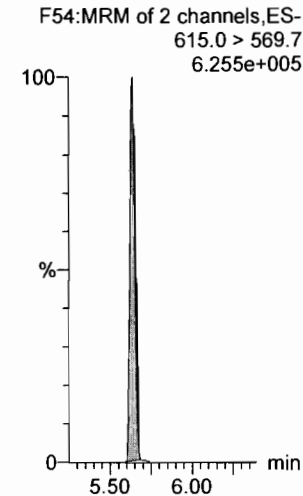
**13C2-PFUdA**



**d3-N-MeFOSA**



**13C2-PFDaA**



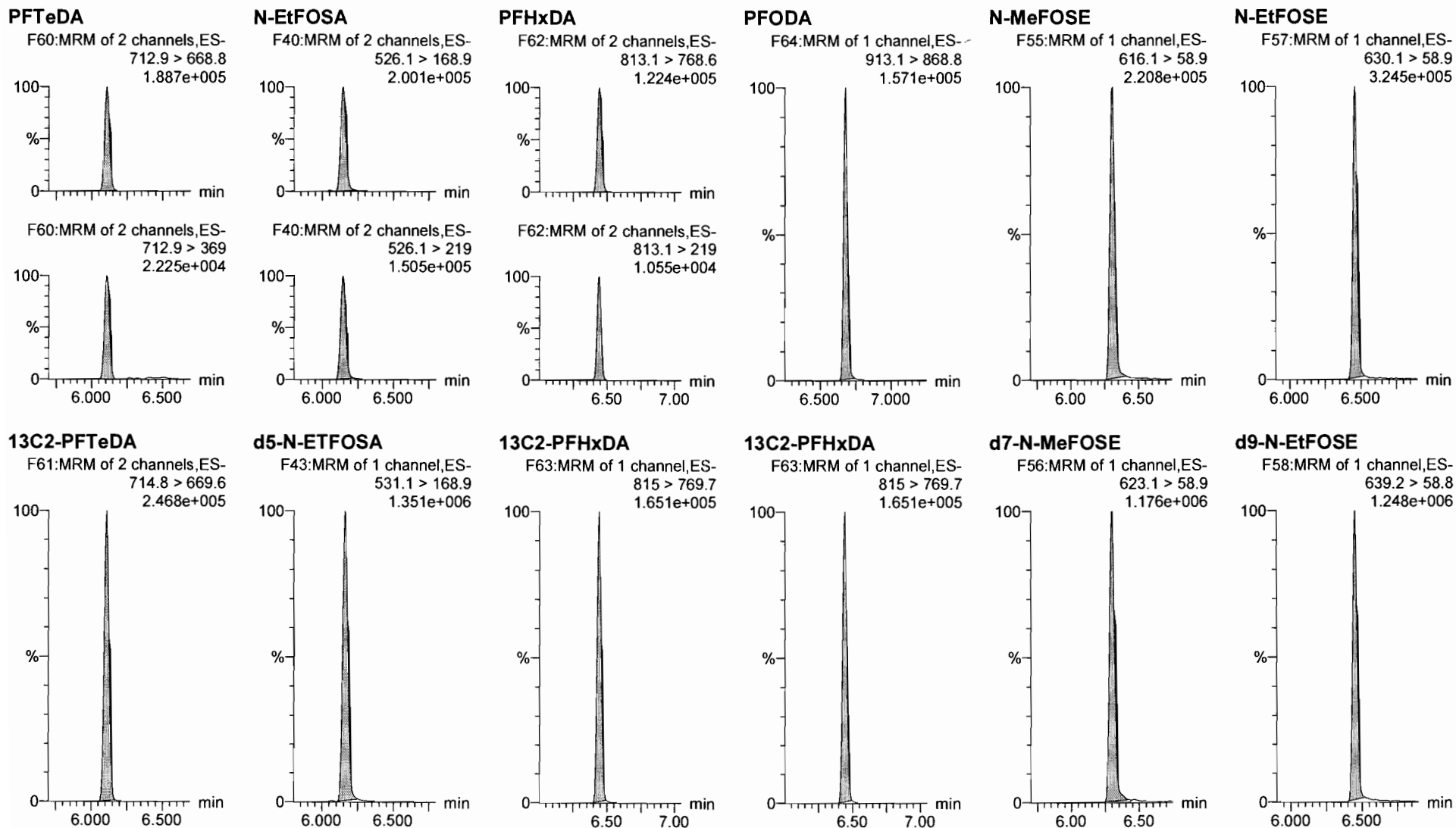


Dataset: F:\Projects\PFAS.PRO\Results\180218M1\180218M1-CRV.qld

Last Altered: Sunday, February 18, 2018 16:51:38 Pacific Standard Time

Printed: Sunday, February 18, 2018 16:52:21 Pacific Standard Time

Name: 180218M1\_8, Date: 18-Feb-2018, Time: 15:08:33, ID: ST180218M1-5 PFC CS2 18B0814, Description: PFC CS2 18B0814



Dataset: F:\Projects\PFAS.PRO\Results\180218M1\180218M1-CRV.qld

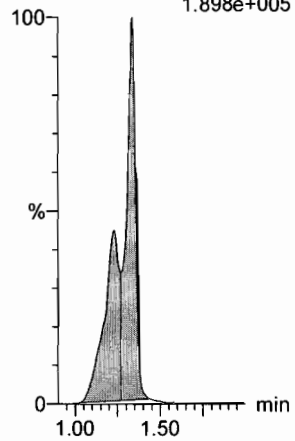
Last Altered: Sunday, February 18, 2018 16:51:38 Pacific Standard Time

Printed: Sunday, February 18, 2018 16:52:21 Pacific Standard Time

Name: 180218M1\_8, Date: 18-Feb-2018, Time: 15:08:33, ID: ST180218M1-5 PFC CS2 18B0814, Description: PFC CS2 18B0814

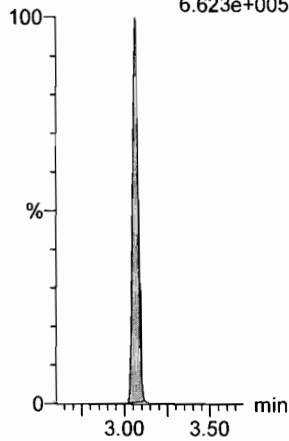
**13C4-PFBA**

F3:MRM of 1 channel,ES-  
217. > 171.8  
1.898e+005



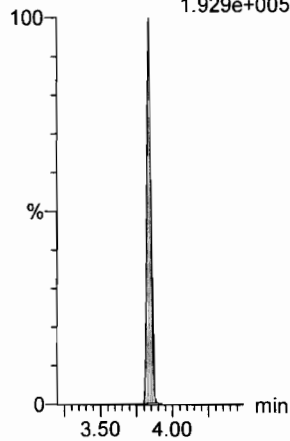
**13C5-PFHxA**

F10:MRM of 1 channel,ES-  
318 > 272.9  
6.623e+005



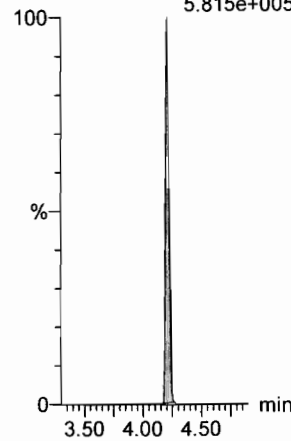
**13C3-PFHxS**

F18:MRM of 1 channel,ES-  
401.9 > 79.9  
1.929e+005



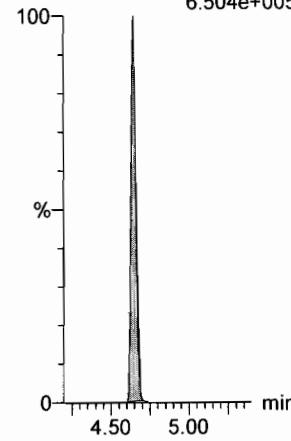
**13C8-PFOA**

F22:MRM of 1 channel,ES-  
421.3 > 376  
5.815e+005



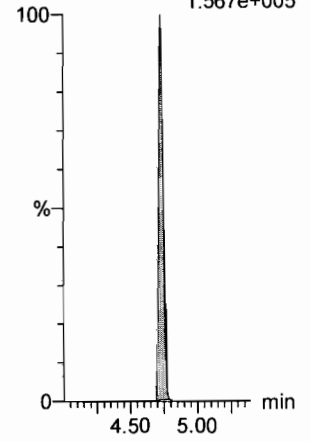
**13C9-PFNA**

F28:MRM of 1 channel,ES-  
472.2 > 426.9  
6.504e+005



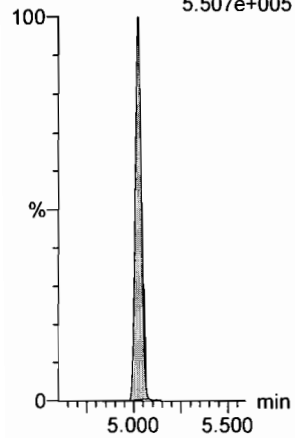
**13C4-PFOS**

F32:MRM of 1 channel,ES-  
503 > 79.9  
1.567e+005



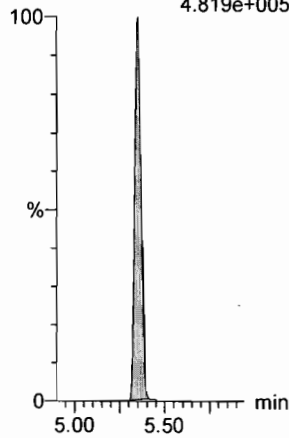
**13C6-PFDA**

F39:MRM of 1 channel,ES-  
519.1 > 473.7  
5.507e+005



**13C7-PFUdA**

F48:MRM of 1 channel,ES-  
570.1 > 524.8  
4.819e+005



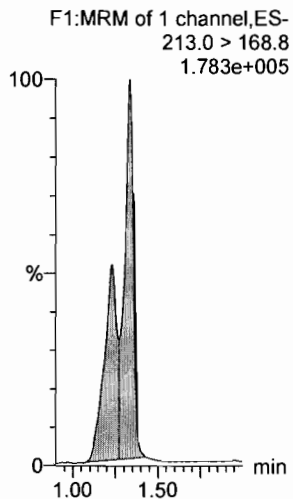
Dataset: F:\Projects\PFAS.PRO\Results\180218M1\180218M1-CRV.qld

Last Altered: Sunday, February 18, 2018 16:51:38 Pacific Standard Time

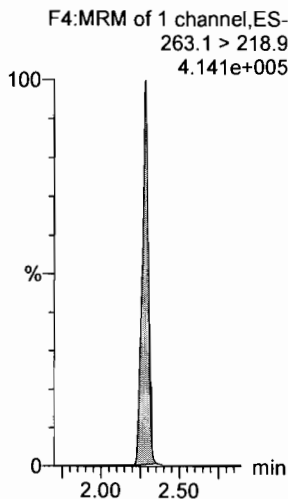
Printed: Sunday, February 18, 2018 16:52:21 Pacific Standard Time

Name: 180218M1\_9, Date: 18-Feb-2018, Time: 15:20:03, ID: ST180218M1-6 PFC CS3 18B0815, Description: PFC CS3 18B0815

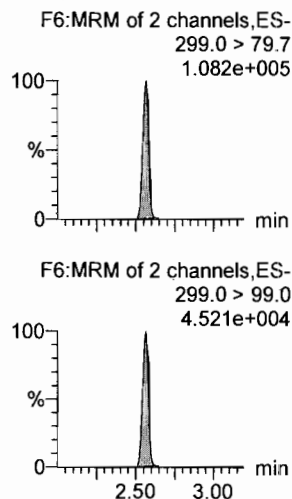
**PFBA**



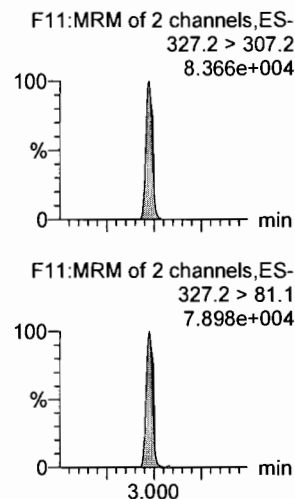
**PFPeA**



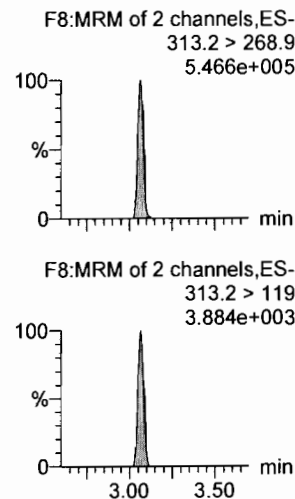
**PFBS**



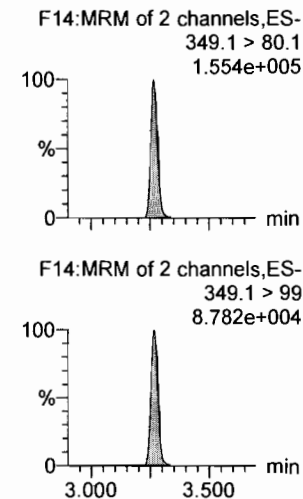
**4:2 FTS**



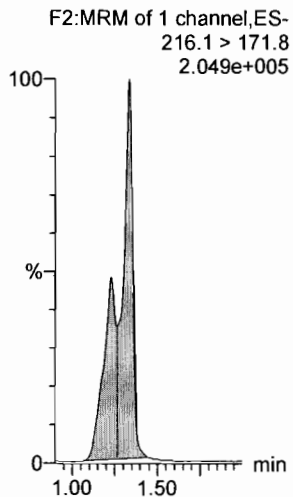
**PFHxA**



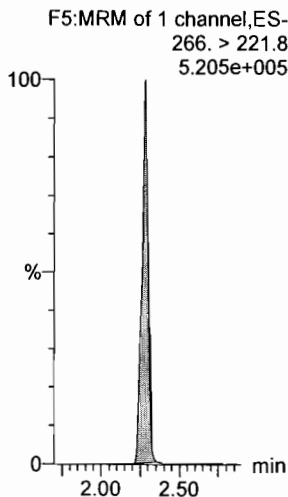
**PFPeS**



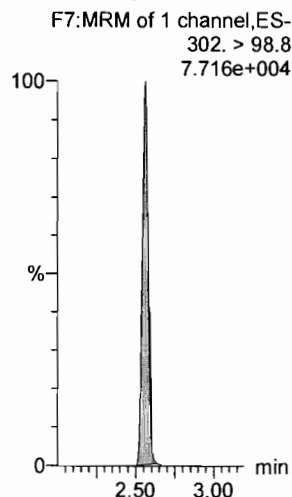
**13C3-PFBA**



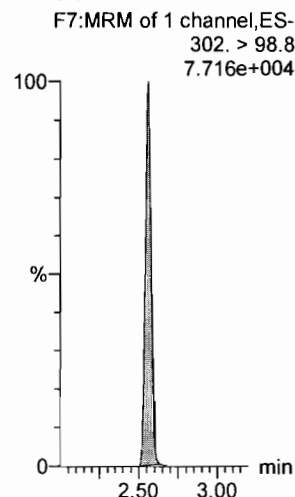
**13C3-PFPeA**



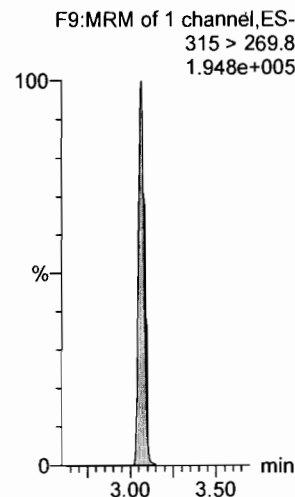
**13C3-PFBS**



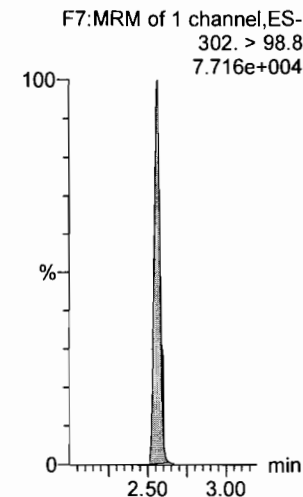
**13C3-PFBS**



**13C2-PFHxA**



**13C3-PFBS**

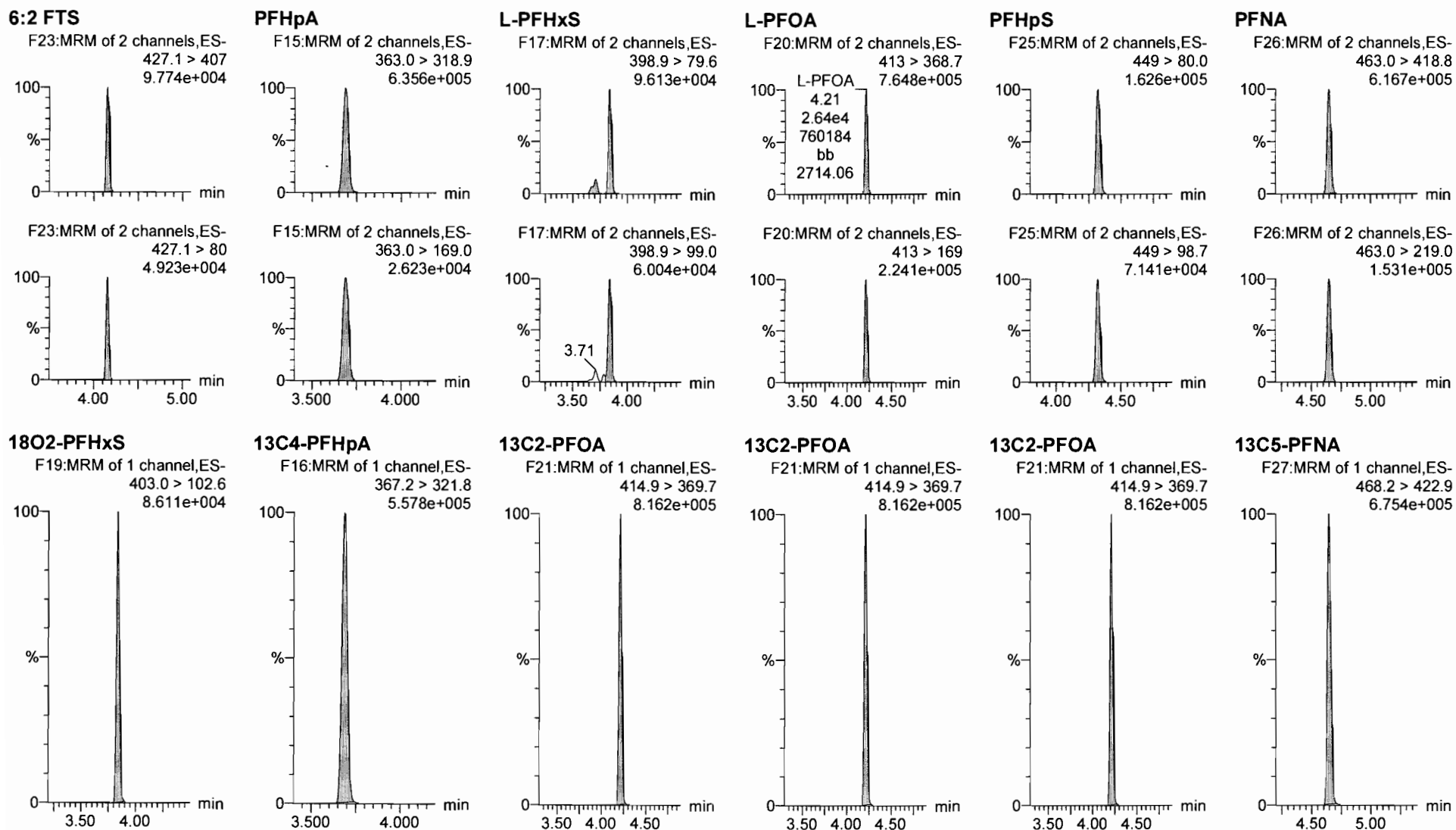


Dataset: F:\Projects\PFAS.PRO\Results\180218M1\180218M1-CRV.qld

Last Altered: Sunday, February 18, 2018 16:51:38 Pacific Standard Time

Printed: Sunday, February 18, 2018 16:52:21 Pacific Standard Time

Name: 180218M1\_9, Date: 18-Feb-2018, Time: 15:20:03, ID: ST180218M1-6 PFC CS3 18B0815, Description: PFC CS3 18B0815

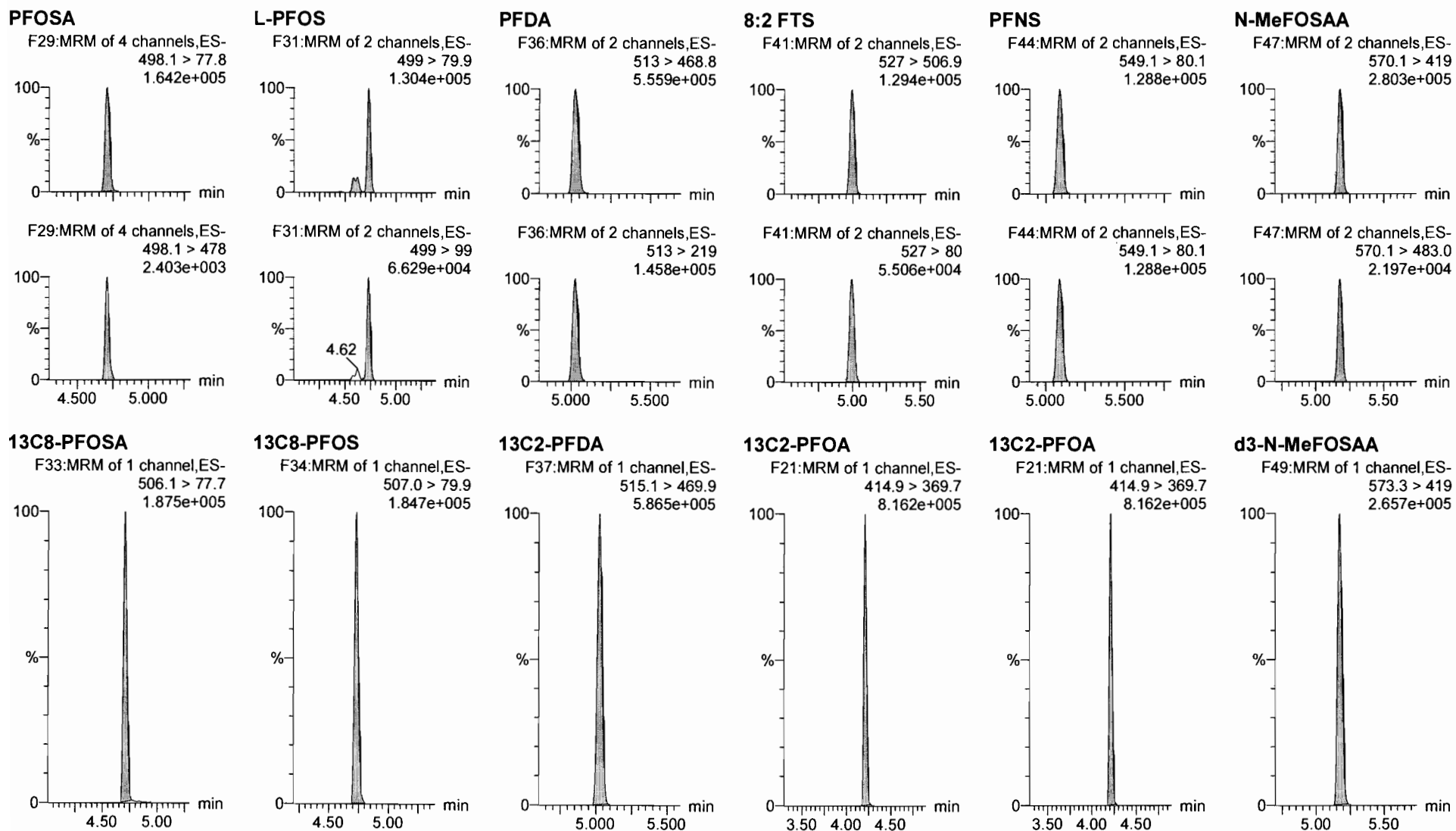


Dataset: F:\Projects\PFAS.PRO\Results\180218M1\180218M1-CRV.qld

Last Altered: Sunday, February 18, 2018 16:51:38 Pacific Standard Time

Printed: Sunday, February 18, 2018 16:52:21 Pacific Standard Time

Name: 180218M1\_9, Date: 18-Feb-2018, Time: 15:20:03, ID: ST180218M1-6 PFC CS3 18B0815, Description: PFC CS3 18B0815



Dataset: F:\Projects\PFAS.PRO\Results\180218M1\180218M1-CRV.qld

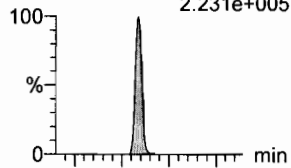
Last Altered: Sunday, February 18, 2018 16:51:38 Pacific Standard Time

Printed: Sunday, February 18, 2018 16:52:21 Pacific Standard Time

Name: 180218M1\_9, Date: 18-Feb-2018, Time: 15:20:03, ID: ST180218M1-6 PFC CS3 18B0815, Description: PFC CS3 18B0815


**N-EtFOSAA**

F50:MRM of 2 channels,ES-  
584.2 > 419  
2.231e+005



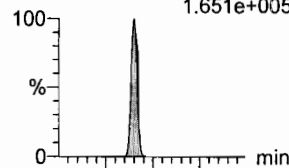
**PFDoA**

F53:MRM of 4 channels,ES-  
612.9 > 569.0  
5.215e+005



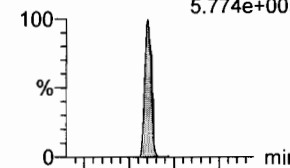
**PFDS**

F52:MRM of 2 channels,ES-  
598.8 > 80  
1.651e+005



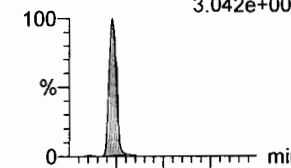
**PFUdA**

F45:MRM of 2 channels,ES-  
563.0 > 518.9  
5.774e+005




**N-MeFOSA**

F35:MRM of 2 channels,ES-  
512.1 > 168.9  
3.042e+005

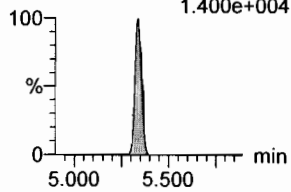


**PFTrDA**

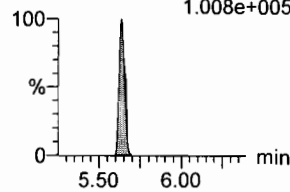
F59:MRM of 2 channels,ES-  
662.9 > 618.9  
5.221e+005



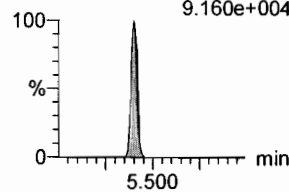
F50:MRM of 2 channels,ES-  
584.2 > 483.0  
1.400e+004



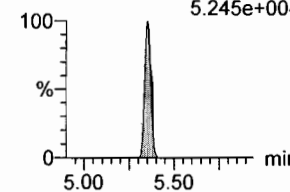
F53:MRM of 4 channels,ES-  
612.9 > 318.8  
1.008e+005



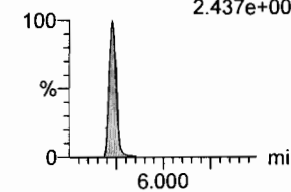
F52:MRM of 2 channels,ES-  
598.8 > 98.7  
9.160e+004



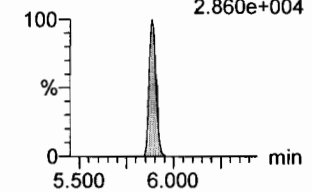
F45:MRM of 2 channels,ES-  
563.0 > 269  
5.245e+004



F35:MRM of 2 channels,ES-  
512.1 > 219  
2.437e+005

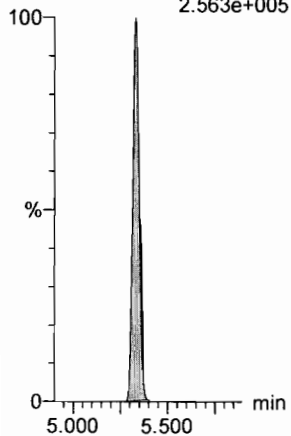


F59:MRM of 2 channels,ES-  
662.9 > 319  
2.860e+004



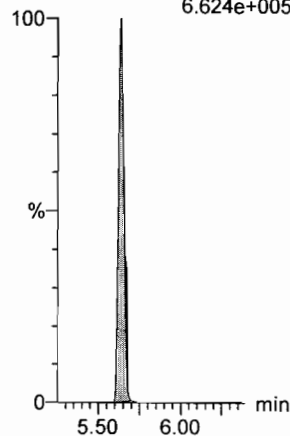
**d5-N-EtFOSAA**

F51:MRM of 1 channel,ES-  
589.3 > 419  
2.563e+005



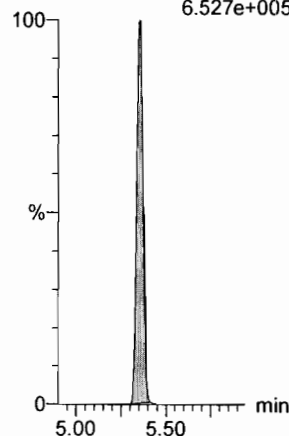
**13C2-PFDoA**

F54:MRM of 2 channels,ES-  
615.0 > 569.7  
6.624e+005



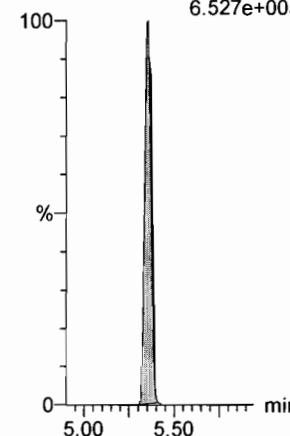
**13C2-PFUdA**

F46:MRM of 1 channel,ES-  
565 > 519.8  
6.527e+005



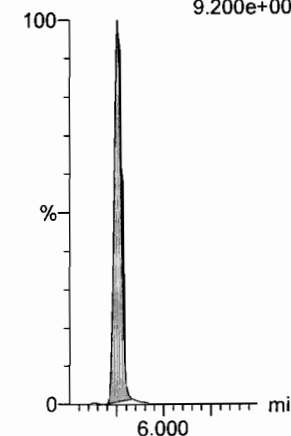
**13C2-PFUdA**

F46:MRM of 1 channel,ES-  
565 > 519.8  
6.527e+005



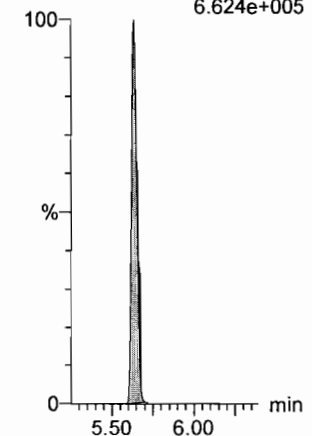
**d3-N-MeFOSA**

F38:MRM of 1 channel,ES-  
515.2 > 168.9  
9.200e+005



**13C2-PFDoA**

F54:MRM of 2 channels,ES-  
615.0 > 569.7  
6.624e+005



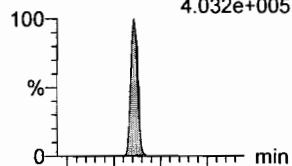
Dataset: F:\Projects\PFAS.PRO\Results\180218M1\180218M1-CRV.qld

Last Altered: Sunday, February 18, 2018 16:51:38 Pacific Standard Time  
Printed: Sunday, February 18, 2018 16:52:21 Pacific Standard Time

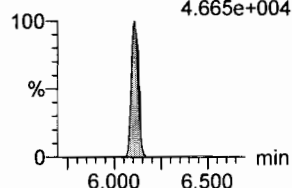
Name: 180218M1\_9, Date: 18-Feb-2018, Time: 15:20:03, ID: ST180218M1-6 PFC CS3 18B0815, Description: PFC CS3 18B0815

**PFTeDA**

F60:MRM of 2 channels,ES-  
712.9 > 668.8  
4.032e+005

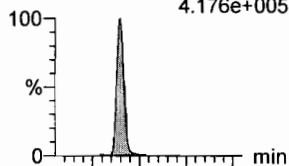


F60:MRM of 2 channels,ES-  
712.9 > 369  
4.665e+004

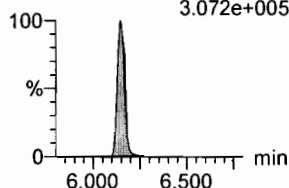


**N-EtFOSA**

F40:MRM of 2 channels,ES-  
526.1 > 168.9  
4.176e+005

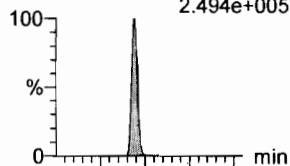


F40:MRM of 2 channels,ES-  
526.1 > 219  
3.072e+005

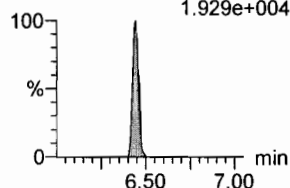


**PFHxDA**

F62:MRM of 2 channels,ES-  
813.1 > 768.6  
2.494e+005




F62:MRM of 2 channels,ES-  
813.1 > 219  
1.929e+004




**PFODA**

F64:MRM of 1 channel,ES-  
913.1 > 868.8  
3.827e+005




**N-MeFOSE**

F55:MRM of 1 channel,ES-  
616.1 > 58.9  
4.357e+005



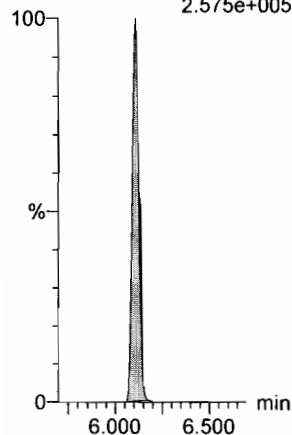
**N-EtFOSE**

F57:MRM of 1 channel,ES-  
630.1 > 58.9  
4.335e+005



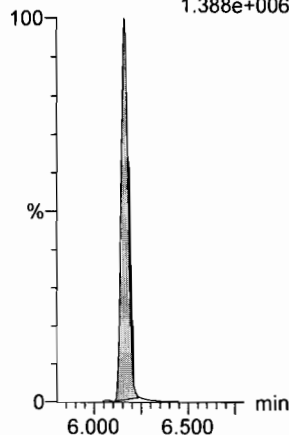
**13C2-PFTeDA**

F61:MRM of 2 channels,ES-  
714.8 > 669.6  
2.575e+005



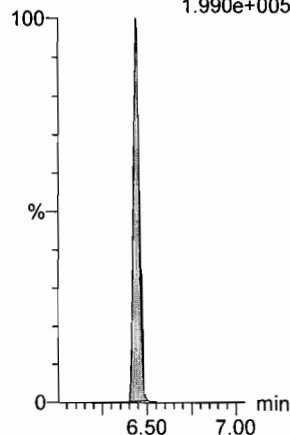
**d5-N-ETFOSA**

F43:MRM of 1 channel,ES-  
531.1 > 168.9  
1.388e+006



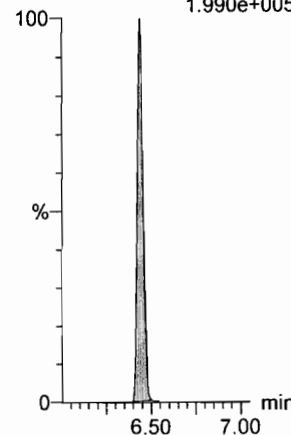
**13C2-PFHxDA**

F63:MRM of 1 channel,ES-  
815 > 769.7  
1.990e+005



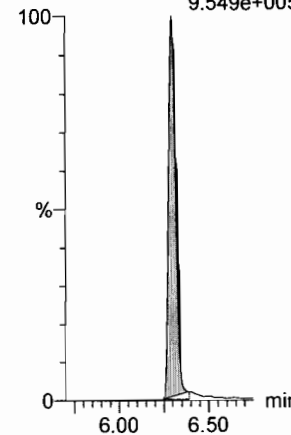
**13C2-PFHxDA**

F63:MRM of 1 channel,ES-  
815 > 769.7  
1.990e+005



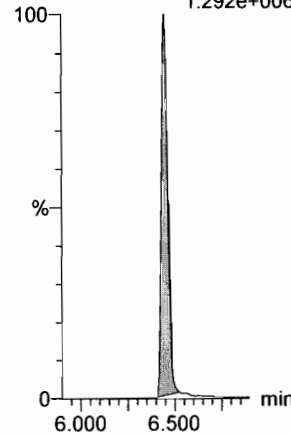
**d7-N-MeFOSE**

F56:MRM of 1 channel,ES-  
623.1 > 58.9  
9.549e+005



**d9-N-EtFOSE**

F58:MRM of 1 channel,ES-  
639.2 > 58.8  
1.292e+006



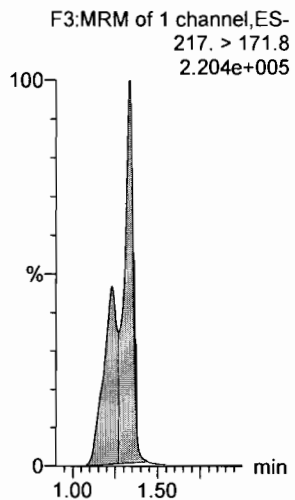
Dataset: F:\Projects\PFAS.PRO\Results\180218M1\180218M1-CRV.qld

Last Altered: Sunday, February 18, 2018 16:51:38 Pacific Standard Time

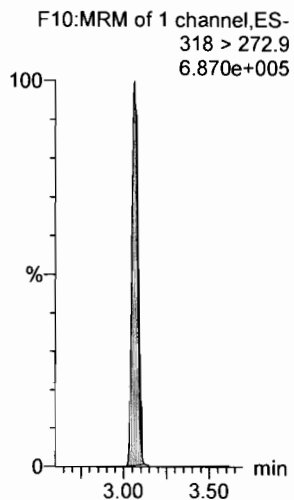
Printed: Sunday, February 18, 2018 16:52:21 Pacific Standard Time

Name: 180218M1\_9, Date: 18-Feb-2018, Time: 15:20:03, ID: ST180218M1-6 PFC CS3 18B0815, Description: PFC CS3 18B0815

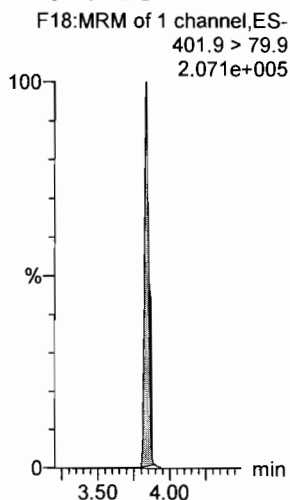
**13C4-PFBA**



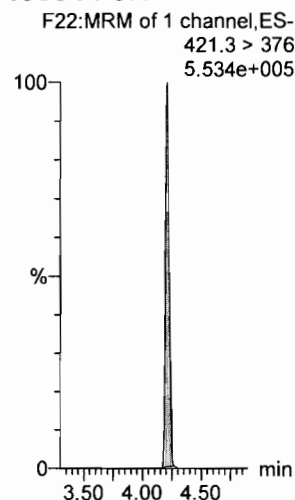
**13C5-PFHxA**



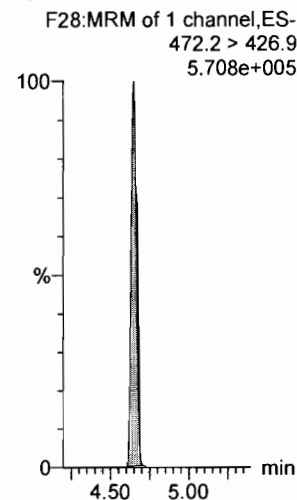
**13C3-PFHxS**



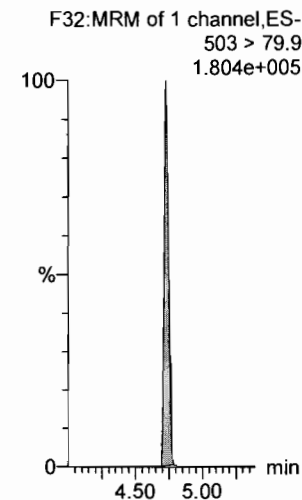
**13C8-PFOA**



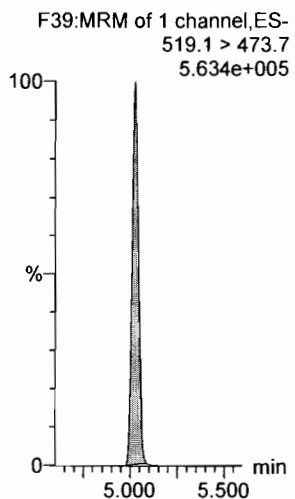
**13C9-PFNA**



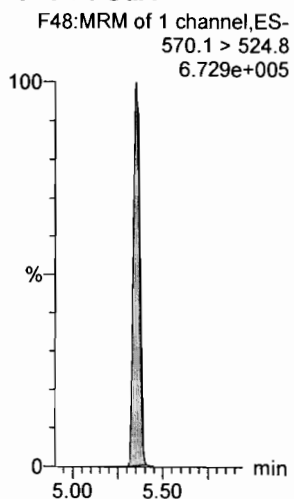
**13C4-PFOS**



**13C6-PFDA**



**13C7-PFUdA**



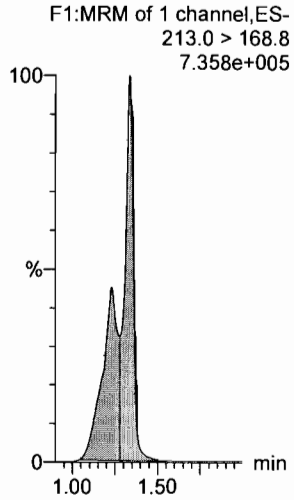


Dataset: F:\Projects\PFAS.PRO\Results\180218M1\180218M1-CRV.qld

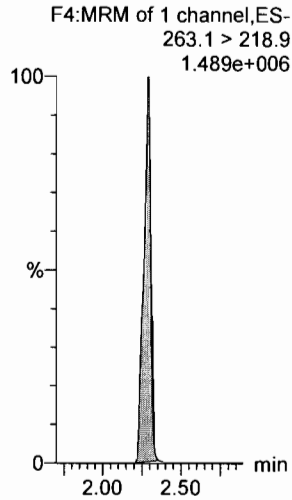
Last Altered: Sunday, February 18, 2018 16:51:38 Pacific Standard Time  
Printed: Sunday, February 18, 2018 16:52:21 Pacific Standard Time

Name: 180218M1\_10, Date: 18-Feb-2018, Time: 15:31:32, ID: ST180218M1-7 PFC CS4 18B0816, Description: PFC CS4 18B0816

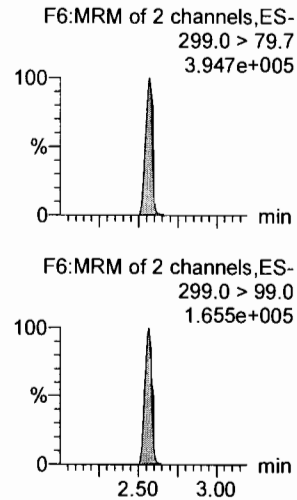
**PFBA**



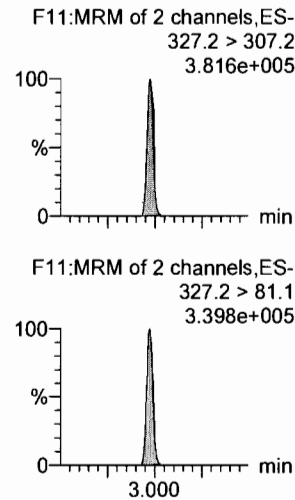
**PFPeA**



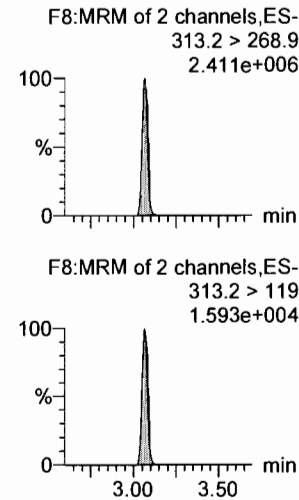
**PFBS**



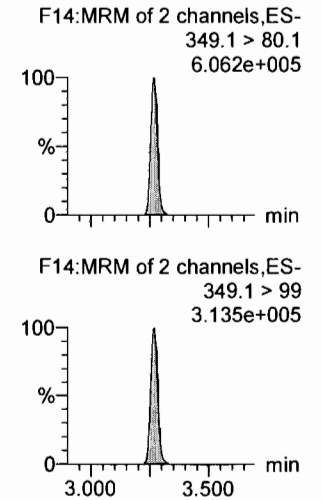
**4:2 FTS**



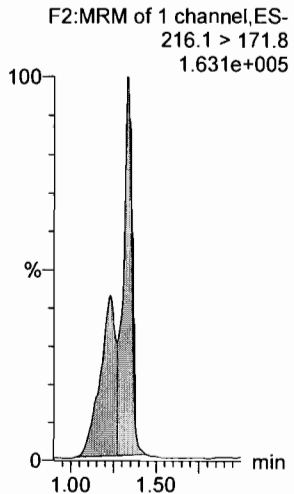
**PFHxA**



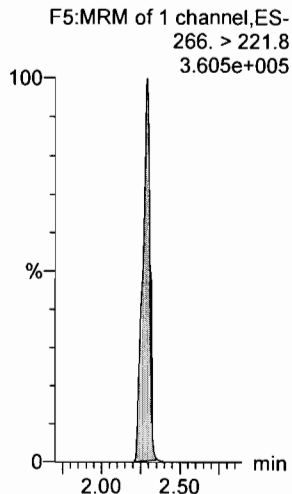
**PFPeS**



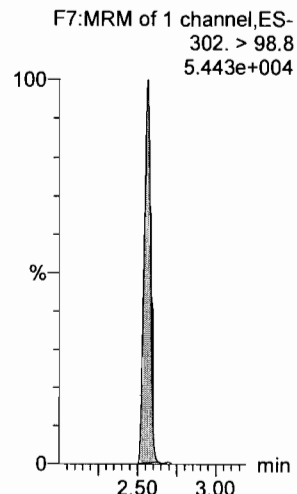
**13C3-PFBA**



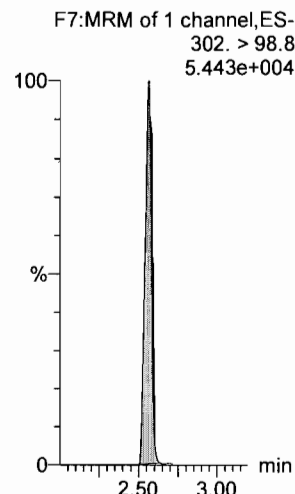
**13C3-PFPeA**



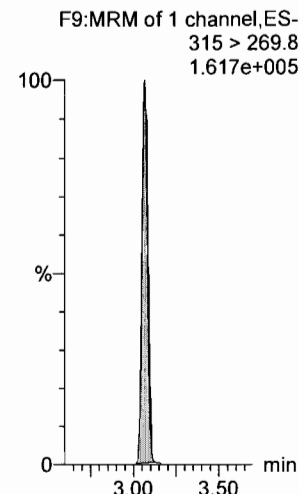
**13C3-PFBS**



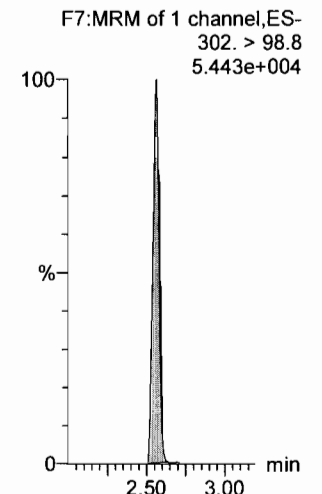
**13C3-PFBS**



**13C2-PFHxA**



**13C3-PFBS**



Dataset: F:\Projects\PFAS.PRO\Results\180218M1\180218M1-CRV.qld

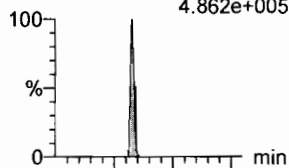
Last Altered: Sunday, February 18, 2018 16:51:38 Pacific Standard Time

Printed: Sunday, February 18, 2018 16:52:21 Pacific Standard Time

Name: 180218M1\_10, Date: 18-Feb-2018, Time: 15:31:32, ID: ST180218M1-7 PFC CS4 18B0816, Description: PFC CS4 18B0816

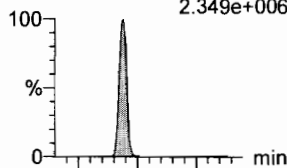
**6:2 FTS**

F23:MRM of 2 channels,ES-  
427.1 > 407  
4.862e+005



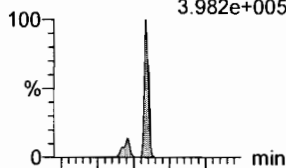
**PFHpA**

F15:MRM of 2 channels,ES-  
363.0 > 318.9  
2.349e+006



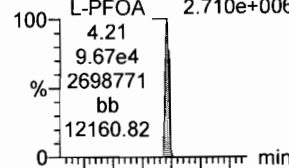
**L-PFHxS**

F17:MRM of 2 channels,ES-  
398.9 > 79.6  
3.982e+005



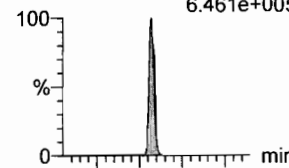
**L-PFOA**

F20:MRM of 2 channels,ES-  
413 > 368.7  
2.710e+006



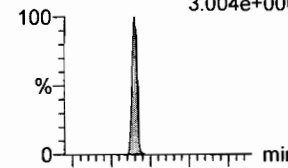
**PFHpS**

F25:MRM of 2 channels,ES-  
449 > 80.0  
6.461e+005

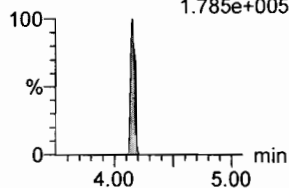


**PFNA**

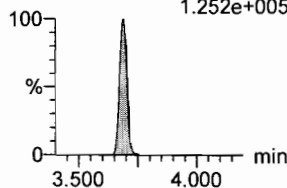
F26:MRM of 2 channels,ES-  
463.0 > 418.8  
3.004e+006



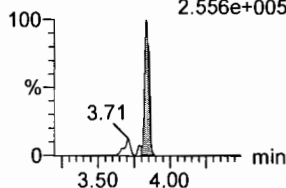
F23:MRM of 2 channels,ES-  
427.1 > 80  
1.785e+005



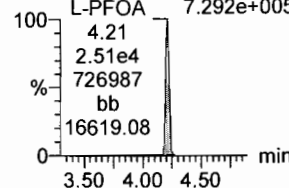
F15:MRM of 2 channels,ES-  
363.0 > 169.0  
1.252e+005



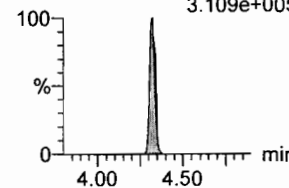
F17:MRM of 2 channels,ES-  
398.9 > 99.0  
2.556e+005



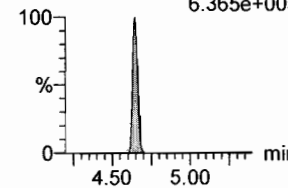
F20:MRM of 2 channels,ES-  
413 > 169  
7.292e+005



F25:MRM of 2 channels,ES-  
449 > 98.7  
3.109e+005

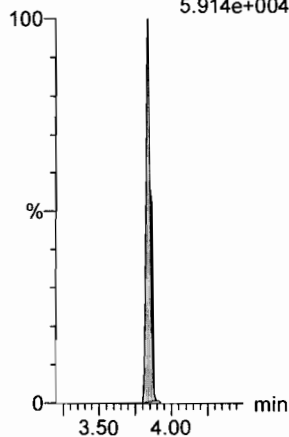


F26:MRM of 2 channels,ES-  
463.0 > 219.0  
6.365e+005



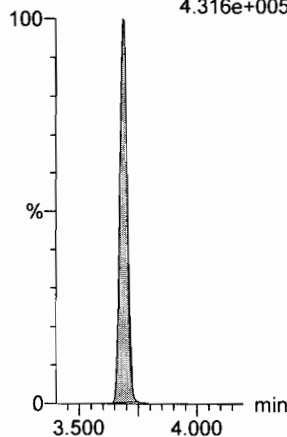
**1802-PFHxS**

F19:MRM of 1 channel,ES-  
403.0 > 102.6  
5.914e+004



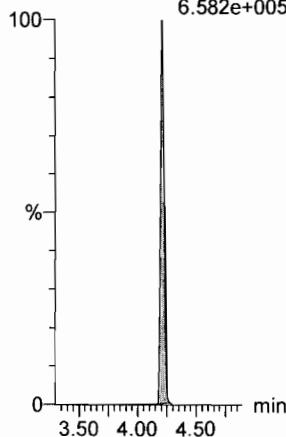
**13C4-PFHpA**

F16:MRM of 1 channel,ES-  
367.2 > 321.8  
4.316e+005



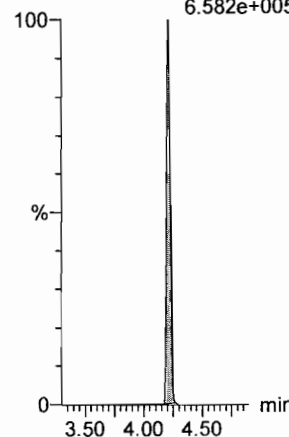
**13C2-PFOA**

F21:MRM of 1 channel,ES-  
414.9 > 369.7  
6.582e+005



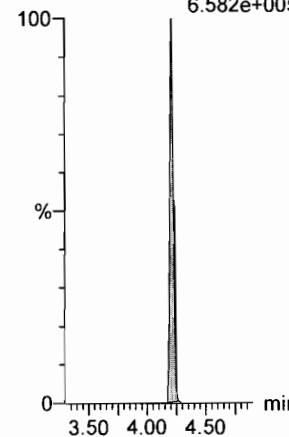
**13C2-PFOA**

F21:MRM of 1 channel,ES-  
414.9 > 369.7  
6.582e+005



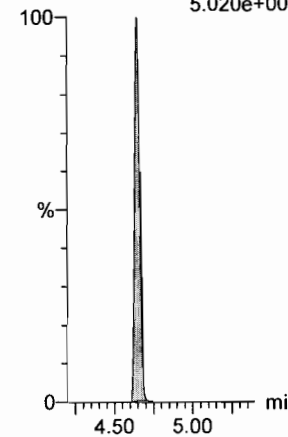
**13C2-PFOA**

F21:MRM of 1 channel,ES-  
414.9 > 369.7  
6.582e+005



**13C5-PFNA**

F27:MRM of 1 channel,ES-  
468.2 > 422.9  
5.020e+005

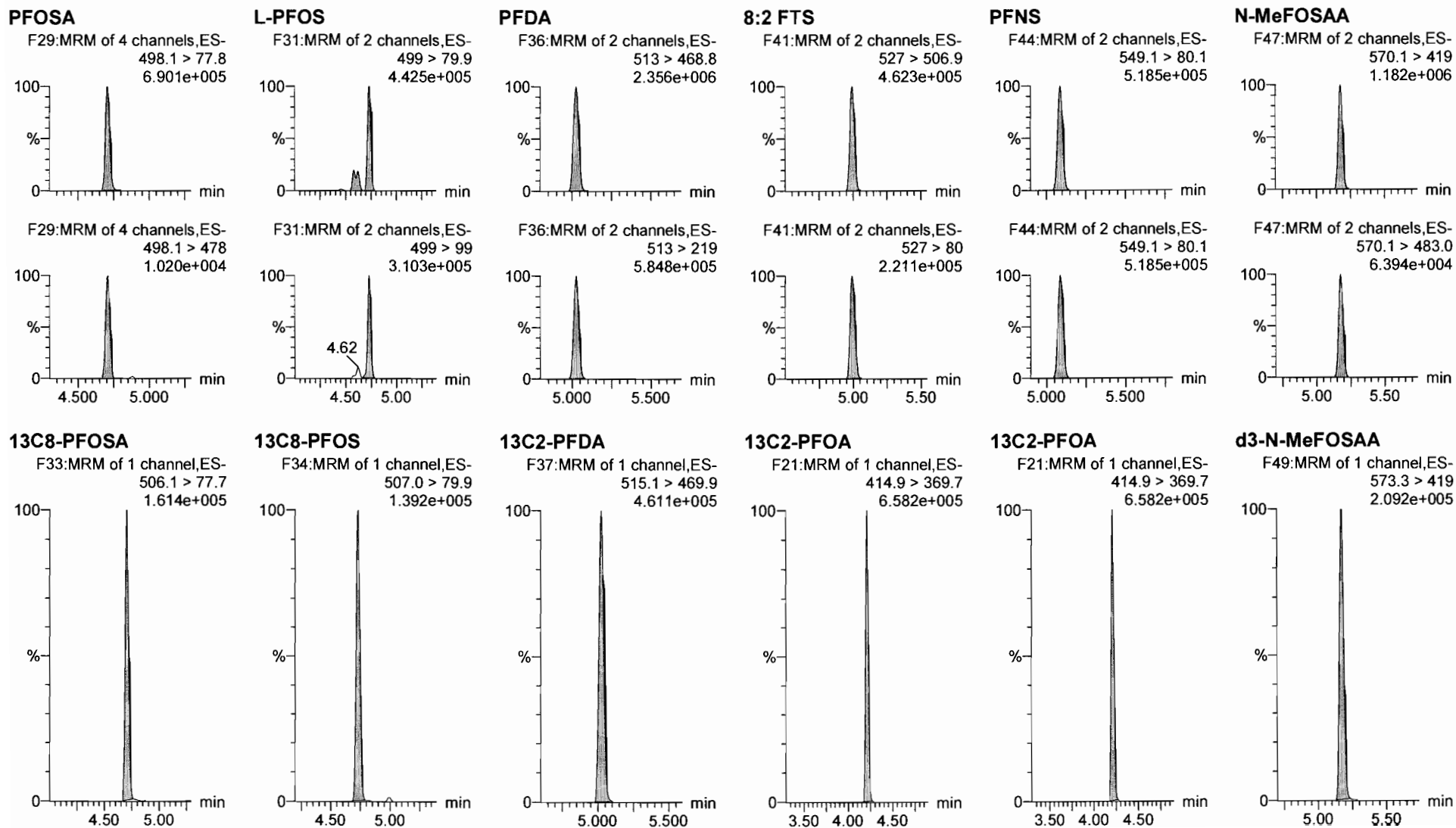


Dataset: F:\Projects\PFAS.PRO\Results\180218M1\180218M1-CRV.qld

Last Altered: Sunday, February 18, 2018 16:51:38 Pacific Standard Time

Printed: Sunday, February 18, 2018 16:52:21 Pacific Standard Time

Name: 180218M1\_10, Date: 18-Feb-2018, Time: 15:31:32, ID: ST180218M1-7 PFC CS4 18B0816, Description: PFC CS4 18B0816

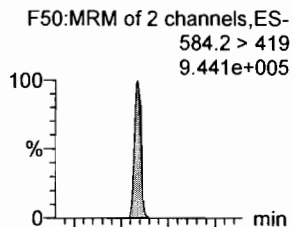


Dataset: F:\Projects\PFAS.PRO\Results\180218M1\180218M1-CRV.qld

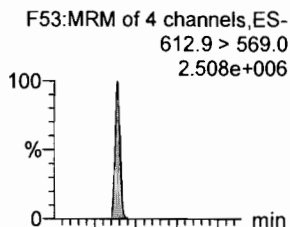
Last Altered: Sunday, February 18, 2018 16:51:38 Pacific Standard Time  
Printed: Sunday, February 18, 2018 16:52:21 Pacific Standard Time

Name: 180218M1\_10, Date: 18-Feb-2018, Time: 15:31:32, ID: ST180218M1-7 PFC CS4 18B0816, Description: PFC CS4 18B0816

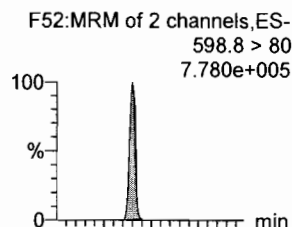
**N-EtFOSAA**



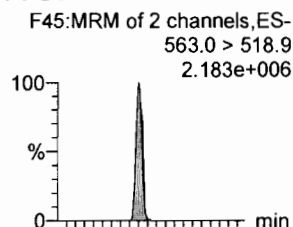
**PFDaA**



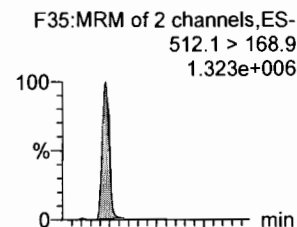
**PFDS**



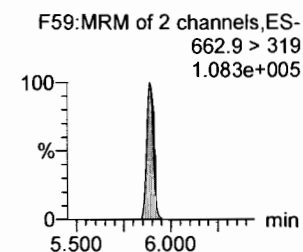
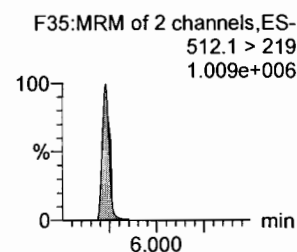
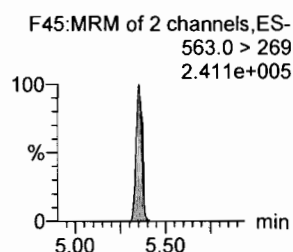
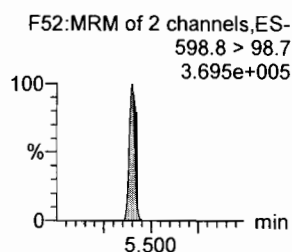
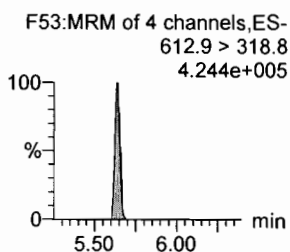
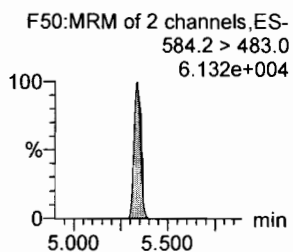
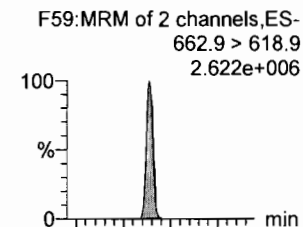
**PFUdA**



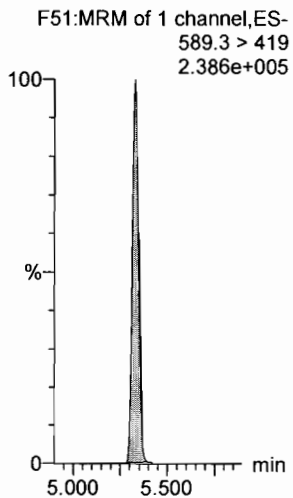
**N-MeFOSA**



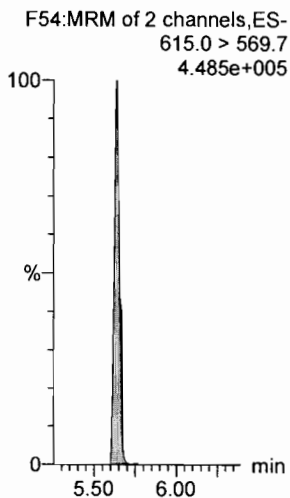
**PFTrDA**



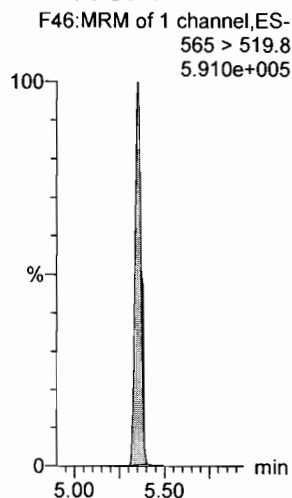
**d3-N-EtFOSAA**



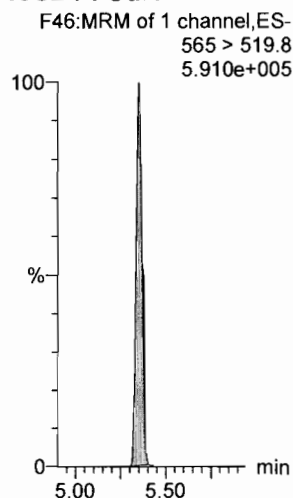
**13C2-PFDaA**



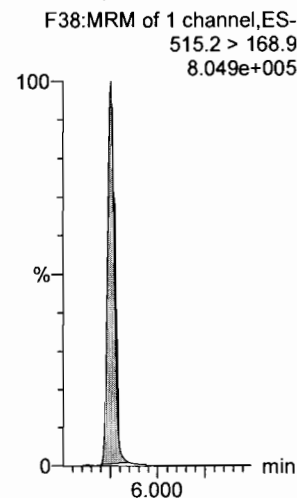
**13C2-PFUdA**



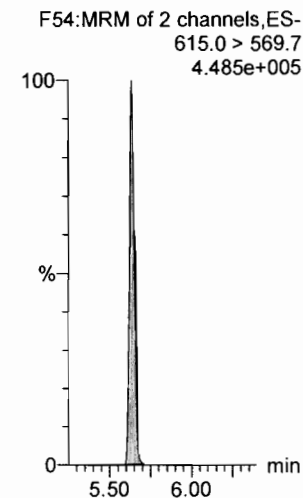
**13C2-PFUdA**



**d3-N-MeFOSA**



**13C2-PFDaA**

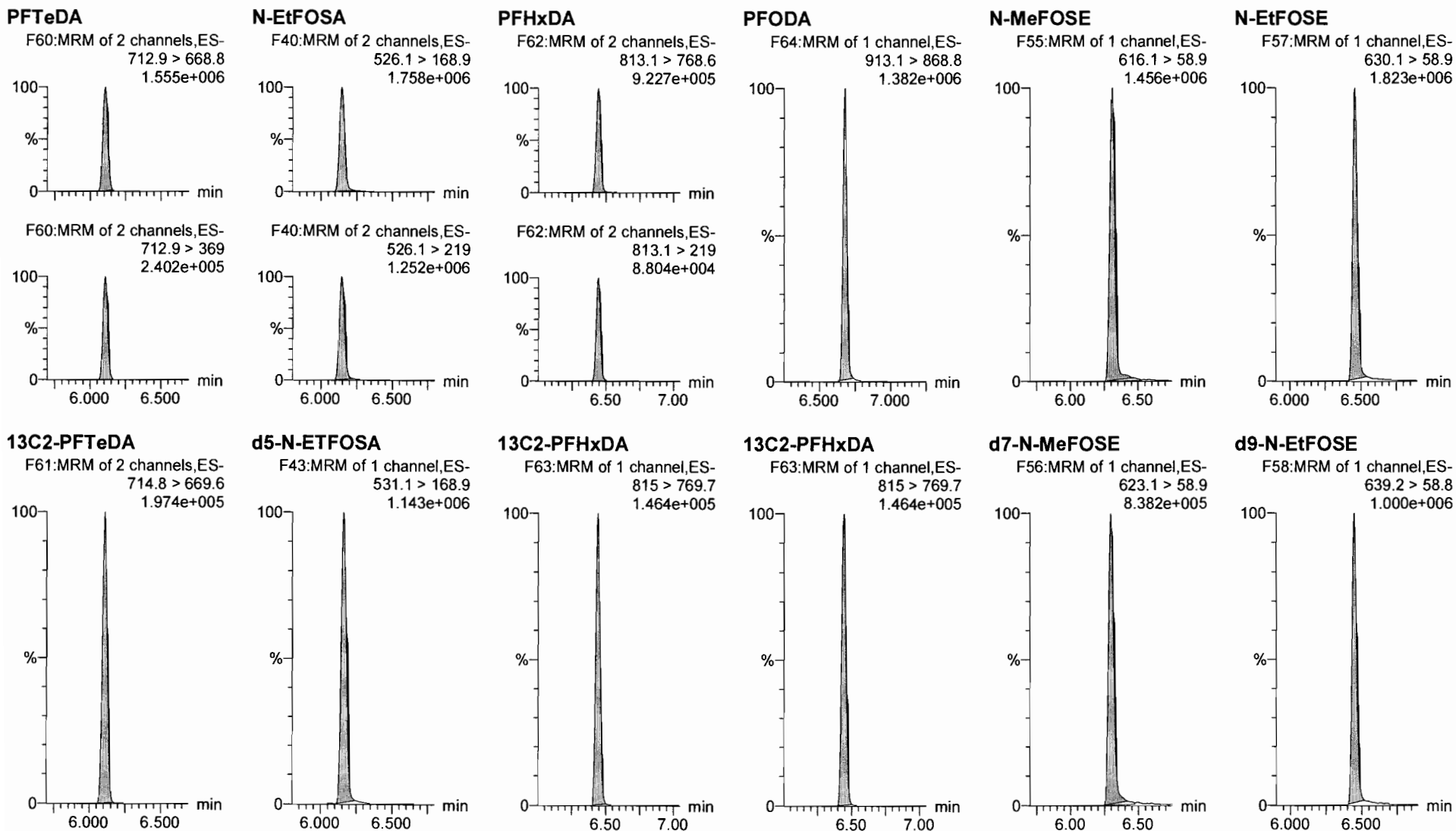


Dataset: F:\Projects\PFAS.PRO\Results\180218M1\180218M1-CRV.qld

Last Altered: Sunday, February 18, 2018 16:51:38 Pacific Standard Time

Printed: Sunday, February 18, 2018 16:52:21 Pacific Standard Time

Name: 180218M1\_10, Date: 18-Feb-2018, Time: 15:31:32, ID: ST180218M1-7 PFC CS4 18B0816, Description: PFC CS4 18B0816



Dataset: F:\Projects\PFAS.PRO\Results\180218M1\180218M1-CRV.qld

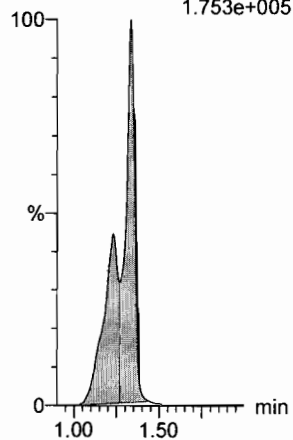
Last Altered: Sunday, February 18, 2018 16:51:38 Pacific Standard Time

Printed: Sunday, February 18, 2018 16:52:21 Pacific Standard Time

Name: 180218M1\_10, Date: 18-Feb-2018, Time: 15:31:32, ID: ST180218M1-7 PFC CS4 18B0816, Description: PFC CS4 18B0816

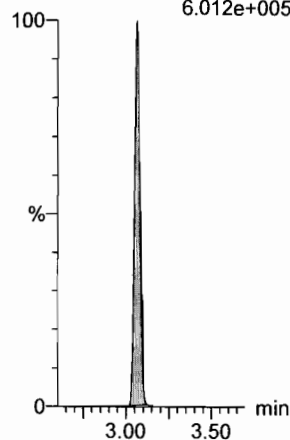
**13C4-PFBA**

F3:MRM of 1 channel,ES-  
217. > 171.8  
1.753e+005



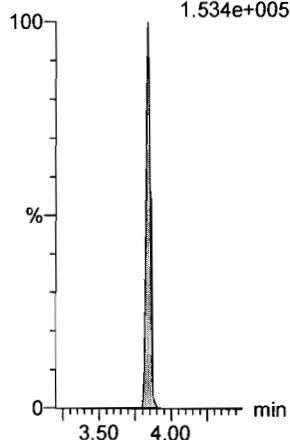
**13C5-PFHxA**

F10:MRM of 1 channel,ES-  
318 > 272.9  
6.012e+005



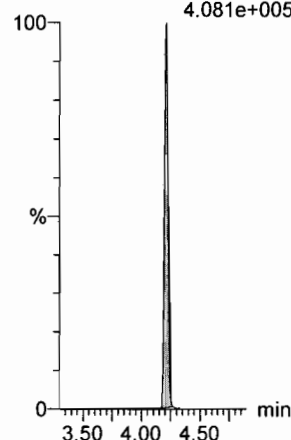
**13C3-PFHxS**

F18:MRM of 1 channel,ES-  
401.9 > 79.9  
1.534e+005



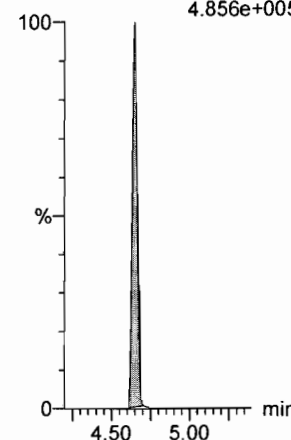
**13C8-PFOA**

F22:MRM of 1 channel,ES-  
421.3 > 376  
4.081e+005



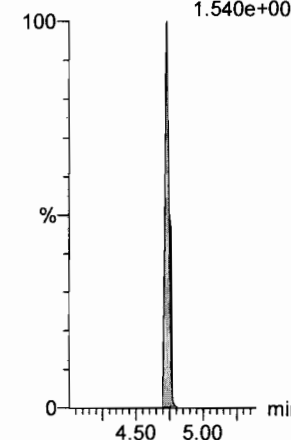
**13C9-PFNA**

F28:MRM of 1 channel,ES-  
472.2 > 426.9  
4.856e+005



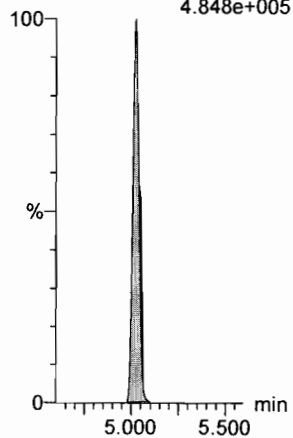
**13C4-PFOS**

F32:MRM of 1 channel,ES-  
503 > 79.9  
1.540e+005



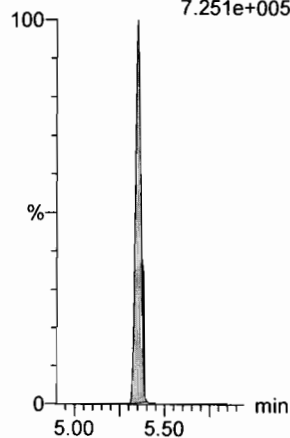
**13C6-PFDA**

F39:MRM of 1 channel,ES-  
519.1 > 473.7  
4.848e+005



**13C7-PFUdA**

F48:MRM of 1 channel,ES-  
570.1 > 524.8  
7.251e+005

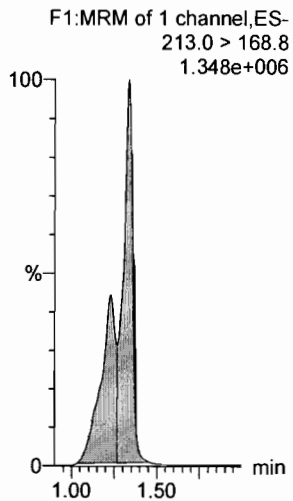


Dataset: F:\Projects\PFAS.PRO\Results\180218M1\180218M1-CRV.qld

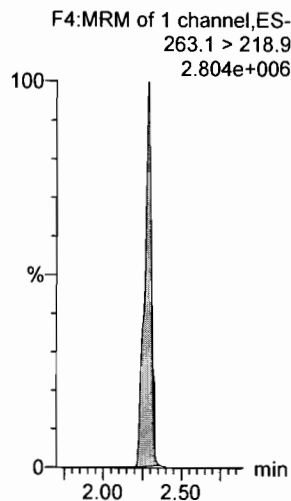
Last Altered: Sunday, February 18, 2018 16:51:38 Pacific Standard Time  
Printed: Sunday, February 18, 2018 16:52:21 Pacific Standard Time

Name: 180218M1\_11, Date: 18-Feb-2018, Time: 15:43:01, ID: ST180218M1-8 PFC CS5 18B0817, Description: PFC CS5 18B0817

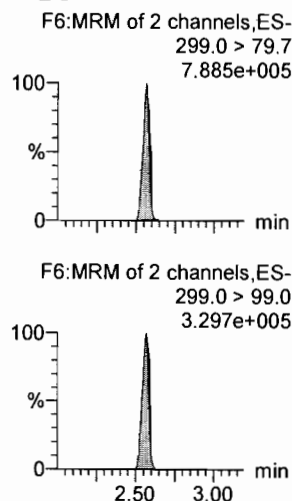
**PFBA**



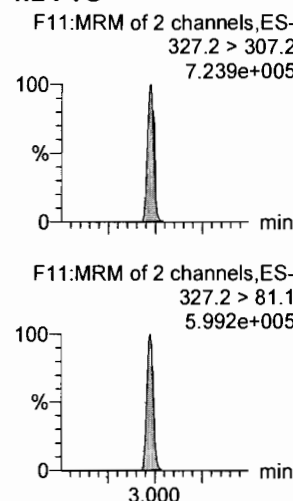
**PFPeA**



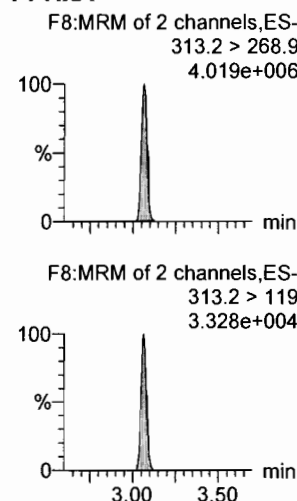
**PFBS**



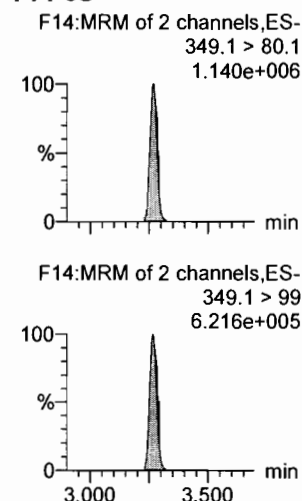
**4:2 FTS**



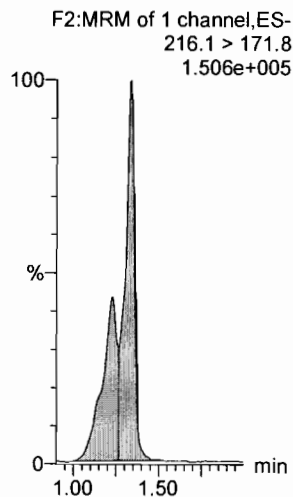
**PFHxA**



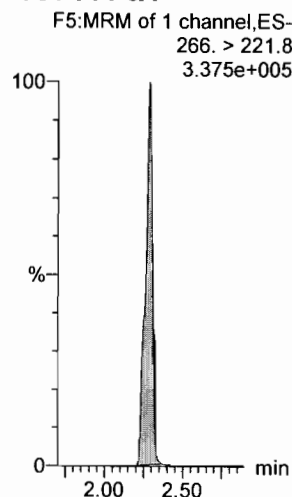
**PFPeS**



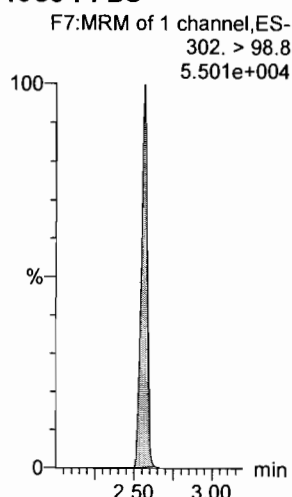
**13C3-PFBA**



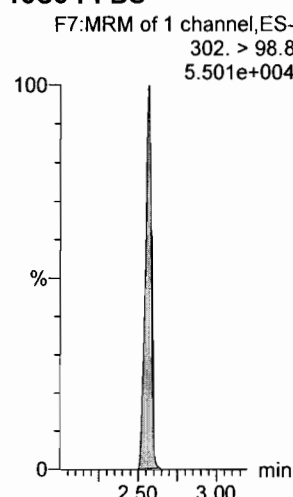
**13C3-PFPeA**



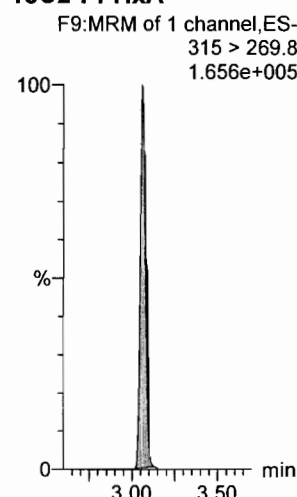
**13C3-PFBS**



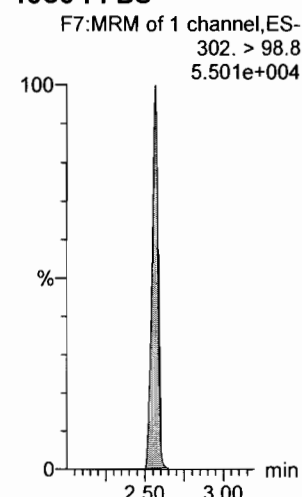
**13C3-PFBS**



**13C2-PFHxA**



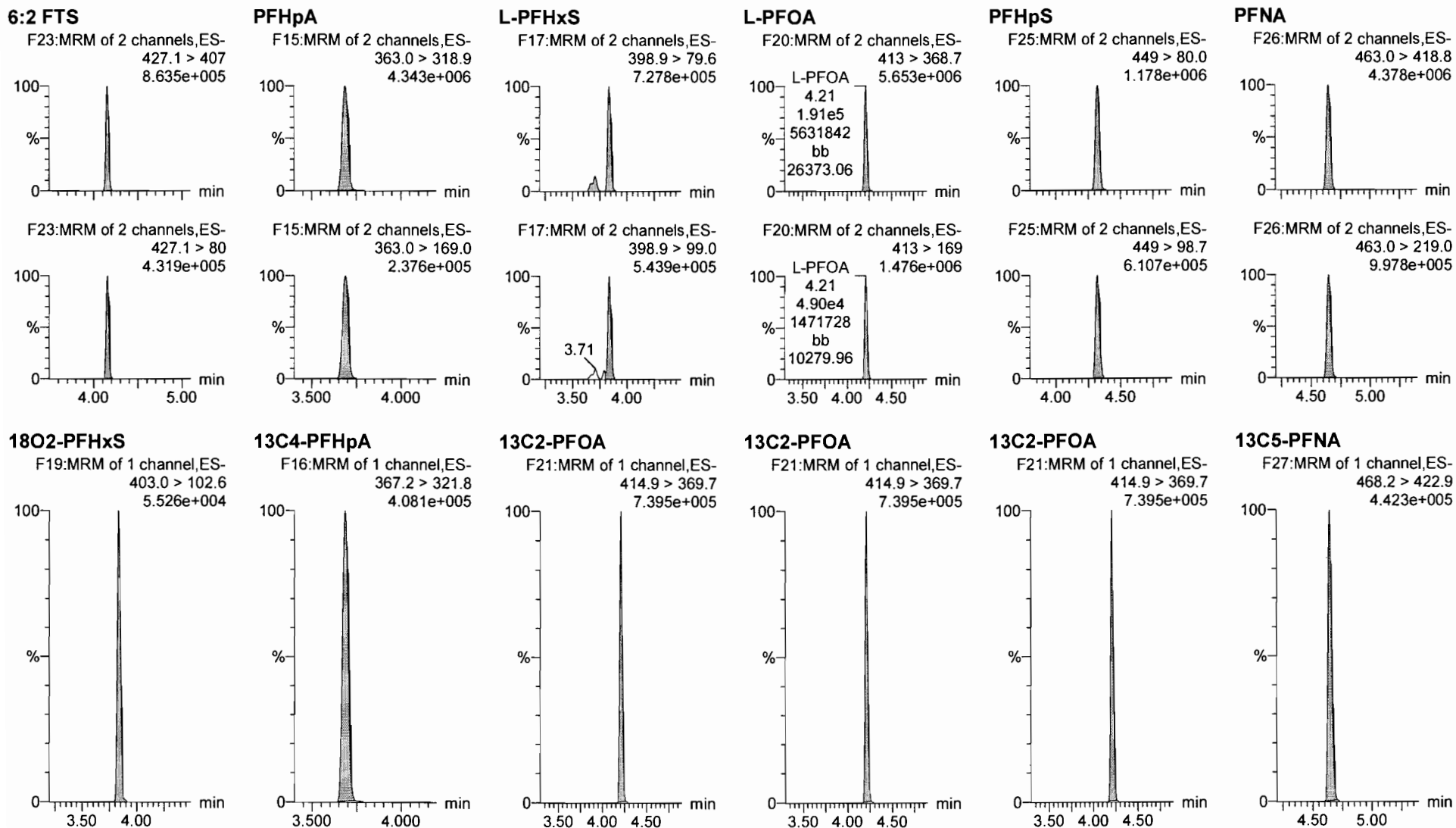
**13C3-PFBS**



Dataset: F:\Projects\PFAS.PRO\Results\180218M1\180218M1-CRV.qld

Last Altered: Sunday, February 18, 2018 16:51:38 Pacific Standard Time  
Printed: Sunday, February 18, 2018 16:52:21 Pacific Standard Time

Name: 180218M1\_11, Date: 18-Feb-2018, Time: 15:43:01, ID: ST180218M1-8 PFC CS5 18B0817, Description: PFC CS5 18B0817





Dataset: F:\Projects\PFAS.PRO\Results\180218M1\180218M1-CRV.qld

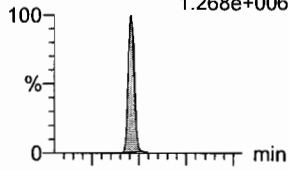
Last Altered: Sunday, February 18, 2018 16:51:38 Pacific Standard Time

Printed: Sunday, February 18, 2018 16:52:21 Pacific Standard Time

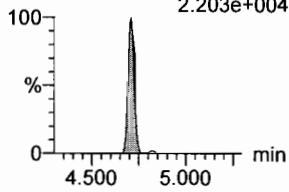
Name: 180218M1\_11, Date: 18-Feb-2018, Time: 15:43:01, ID: ST180218M1-8 PFC CS5 18B0817, Description: PFC CS5 18B0817

**PFOSA**

F29:MRM of 4 channels,ES-  
498.1 > 77.8  
1.268e+006

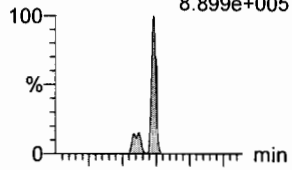


F29:MRM of 4 channels,ES-  
498.1 > 478  
2.203e+004

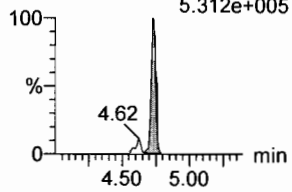


**L-PFOS**

F31:MRM of 2 channels,ES-  
499 > 79.9  
8.899e+005

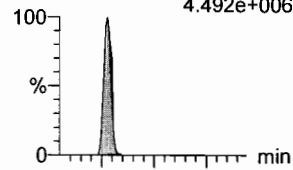


F31:MRM of 2 channels,ES-  
499 > 99  
5.312e+005

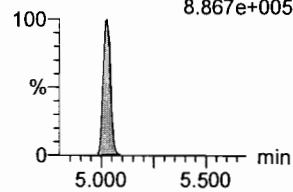


**PFDA**

F36:MRM of 2 channels,ES-  
513 > 468.8  
4.492e+006

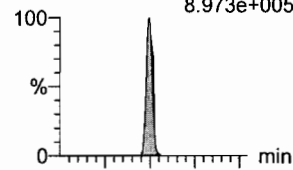


F36:MRM of 2 channels,ES-  
513 > 219  
8.867e+005

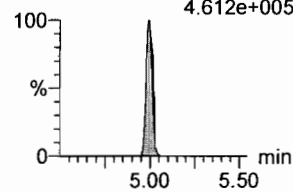


**8:2 FTS**

F41:MRM of 2 channels,ES-  
527 > 506.9  
8.973e+005

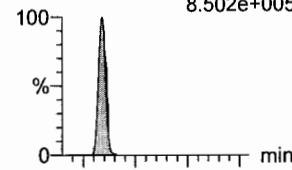


F41:MRM of 2 channels,ES-  
527 > 80  
4.612e+005

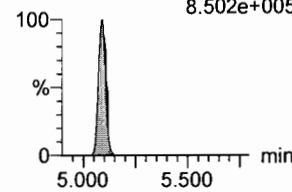


**PFNS**

F44:MRM of 2 channels,ES-  
549.1 > 80.1  
8.502e+005

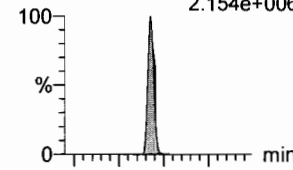


F44:MRM of 2 channels,ES-  
549.1 > 80.1  
8.502e+005

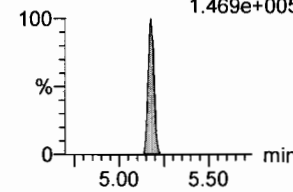


**N-MeFOSAA**

F47:MRM of 2 channels,ES-  
570.1 > 419  
2.154e+006

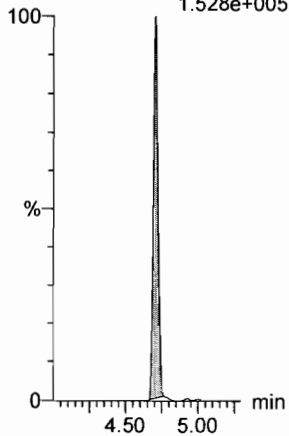


F47:MRM of 2 channels,ES-  
570.1 > 483.0  
1.469e+005



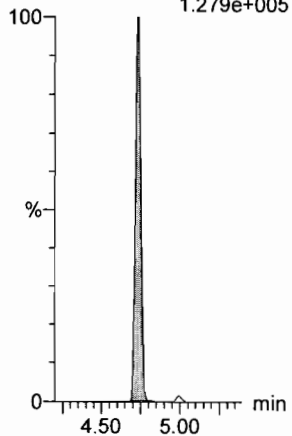
**13C8-PFOSA**

F33:MRM of 1 channel,ES-  
506.1 > 77.7  
1.528e+005



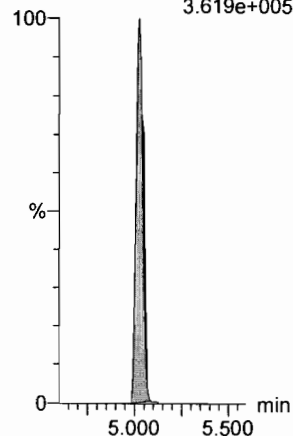
**13C8-PFOS**

F34:MRM of 1 channel,ES-  
507.0 > 79.9  
1.279e+005



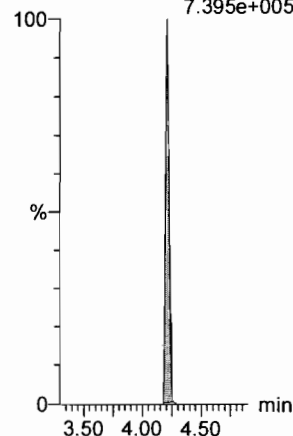
**13C2-PFDA**

F37:MRM of 1 channel,ES-  
515.1 > 469.9  
3.619e+005



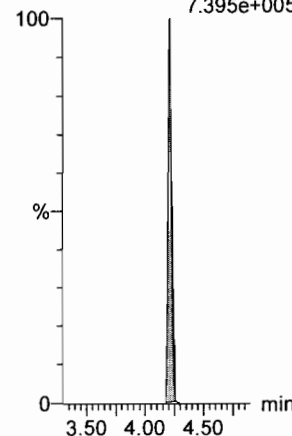
**13C2-PFOA**

F21:MRM of 1 channel,ES-  
414.9 > 369.7  
7.395e+005



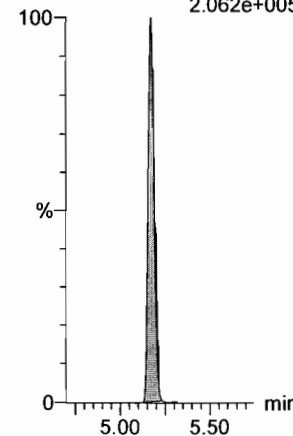
**13C2-PFOA**

F21:MRM of 1 channel,ES-  
414.9 > 369.7  
7.395e+005



**d3-N-MeFOSAA**

F49:MRM of 1 channel,ES-  
573.3 > 419  
2.062e+005



Dataset: F:\Projects\PFAS.PRO\Results\180218M1\180218M1-CRV.qld


Last Altered: Sunday, February 18, 2018 16:51:38 Pacific Standard Time

Printed: Sunday, February 18, 2018 16:52:21 Pacific Standard Time

Name: 180218M1\_11, Date: 18-Feb-2018, Time: 15:43:01, ID: ST180218M1-8 PFC CS5 18B0817, Description: PFC CS5 18B0817


**N-EtFOSAA**

F50:MRM of 2 channels,ES-  
584.2 > 419  
1.863e+006



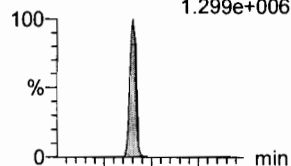
**PFDoA**

F53:MRM of 4 channels,ES-  
612.9 > 569.0  
5.534e+006



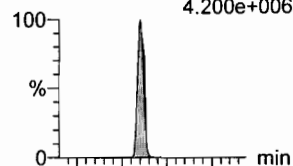
**PFDS**

F52:MRM of 2 channels,ES-  
598.8 > 80  
1.299e+006



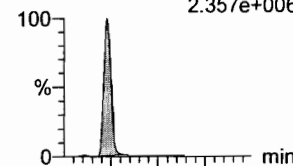
**PFUdA**

F45:MRM of 2 channels,ES-  
563.0 > 518.9  
4.200e+006



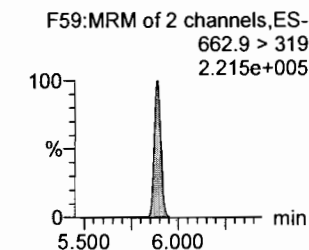
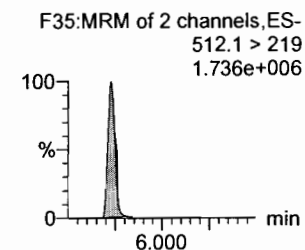
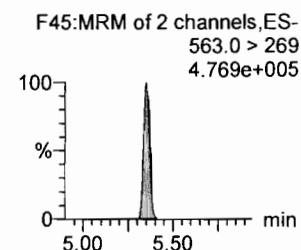
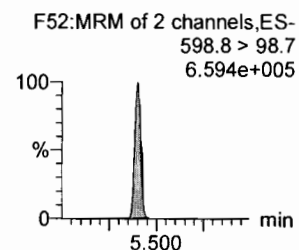
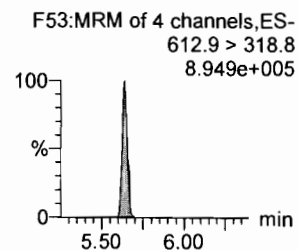
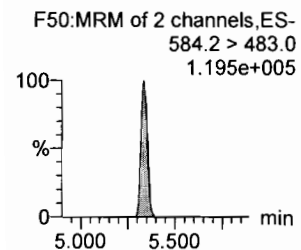
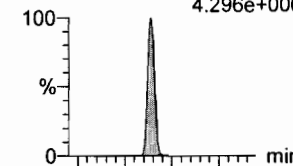
**N-MeFOSA**

F35:MRM of 2 channels,ES-  
512.1 > 168.9  
2.357e+006



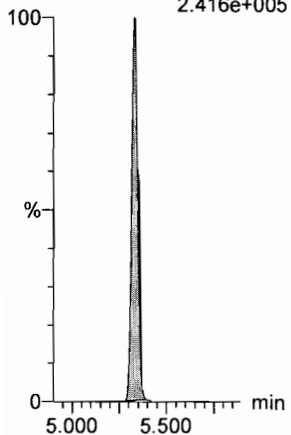
**PFTrDA**

F59:MRM of 2 channels,ES-  
662.9 > 618.9  
4.296e+006



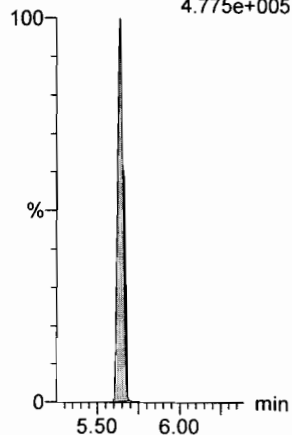
**d5-N-EtFOSAA**

F51:MRM of 1 channel,ES-  
589.3 > 419  
2.416e+005



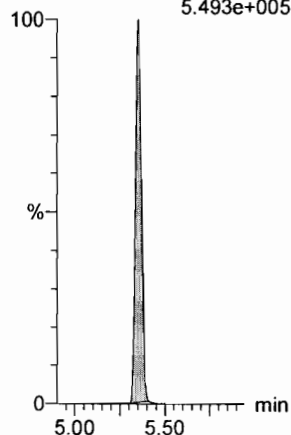
**13C2-PFDoA**

F54:MRM of 2 channels,ES-  
615.0 > 569.7  
4.775e+005



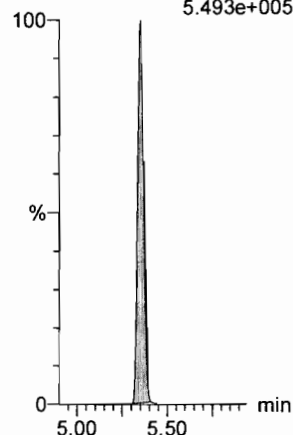
**13C2-PFUdA**

F46:MRM of 1 channel,ES-  
565 > 519.8  
5.493e+005



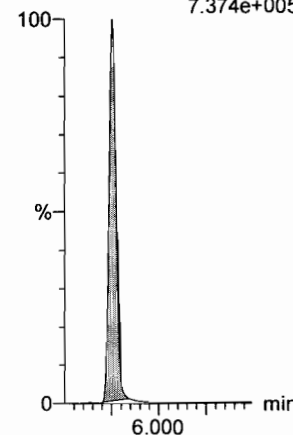
**13C2-PFUdA**

F46:MRM of 1 channel,ES-  
565 > 519.8  
5.493e+005



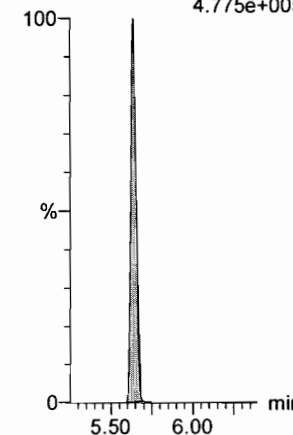
**d3-N-MeFOSA**

F38:MRM of 1 channel,ES-  
515.2 > 168.9  
7.374e+005



**13C2-PFDoA**

F54:MRM of 2 channels,ES-  
615.0 > 569.7  
4.775e+005

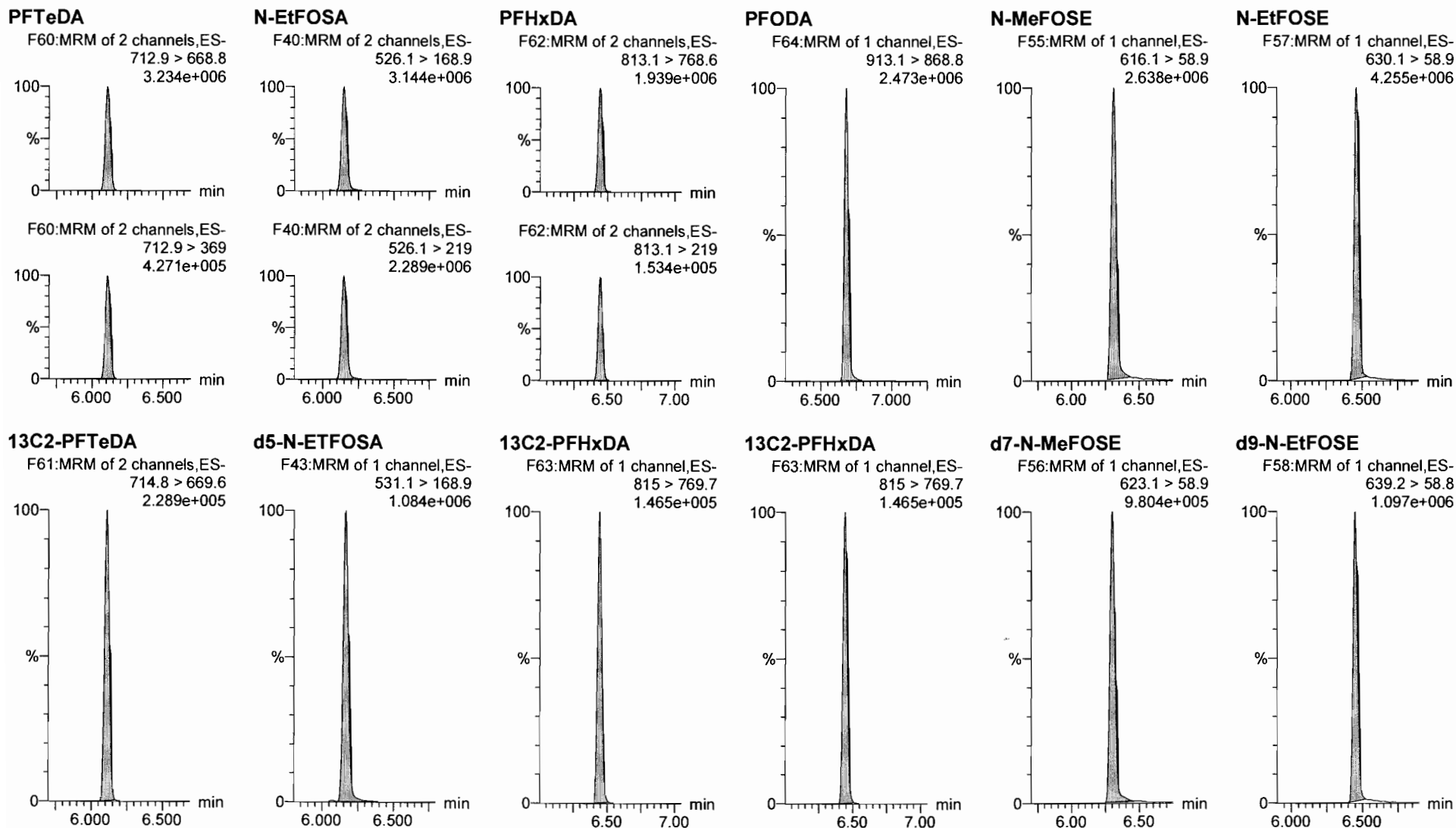


Dataset: F:\Projects\PFAS.PRO\Results\180218M1\180218M1-CRV.qld

Last Altered: Sunday, February 18, 2018 16:51:38 Pacific Standard Time

Printed: Sunday, February 18, 2018 16:52:21 Pacific Standard Time

Name: 180218M1\_11, Date: 18-Feb-2018, Time: 15:43:01, ID: ST180218M1-8 PFC CS5 18B0817, Description: PFC CS5 18B0817



Dataset: F:\Projects\PFAS.PRO\Results\180218M1\180218M1-CRV.qld

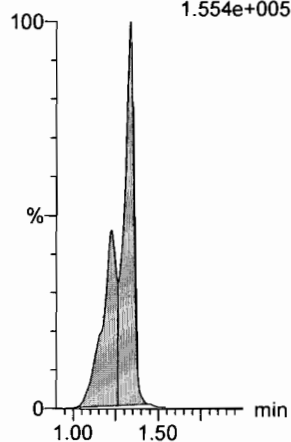
Last Altered: Sunday, February 18, 2018 16:51:38 Pacific Standard Time

Printed: Sunday, February 18, 2018 16:52:21 Pacific Standard Time

Name: 180218M1\_11, Date: 18-Feb-2018, Time: 15:43:01, ID: ST180218M1-8 PFC CS5 18B0817, Description: PFC CS5 18B0817

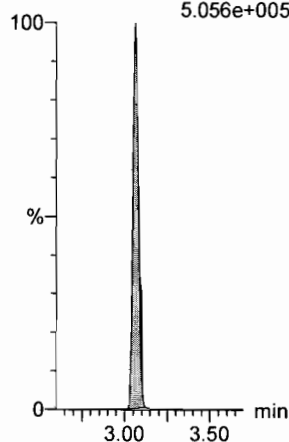
**13C4-PFBA**

F3:MRM of 1 channel,ES-  
217. > 171.8  
1.554e+005



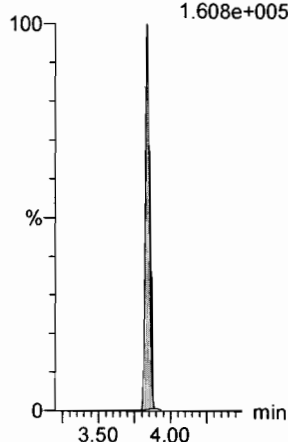
**13C5-PFHxA**

F10:MRM of 1 channel,ES-  
318 > 272.9  
5.056e+005



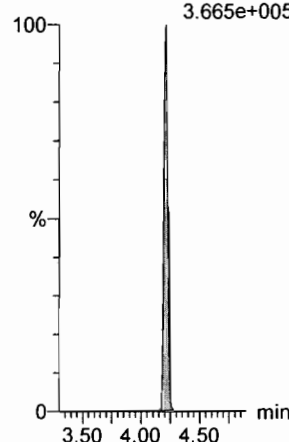
**13C3-PFHxS**

F18:MRM of 1 channel,ES-  
401.9 > 79.9  
1.608e+005



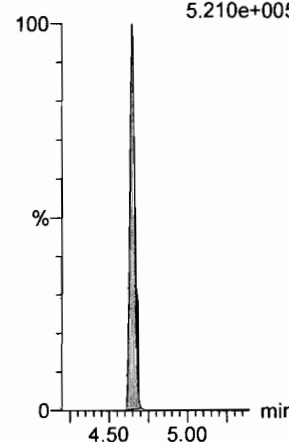
**13C8-PFOA**

F22:MRM of 1 channel,ES-  
421.3 > 376  
3.665e+005



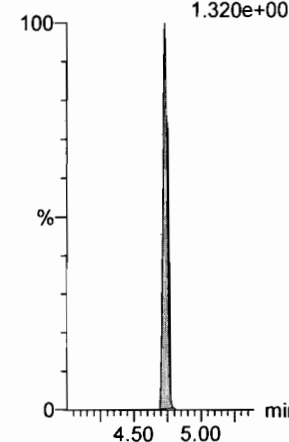
**13C9-PFNA**

F28:MRM of 1 channel,ES-  
472.2 > 426.9  
5.210e+005



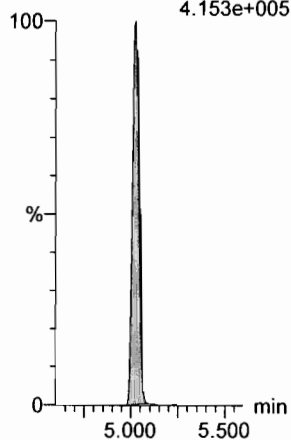
**13C4-PFOS**

F32:MRM of 1 channel,ES-  
503 > 79.9  
1.320e+005



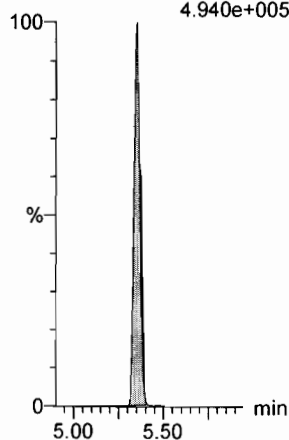
**13C6-PFDA**

F39:MRM of 1 channel,ES-  
519.1 > 473.7  
4.153e+005



**13C7-PFUdA**

F48:MRM of 1 channel,ES-  
570.1 > 524.8  
4.940e+005

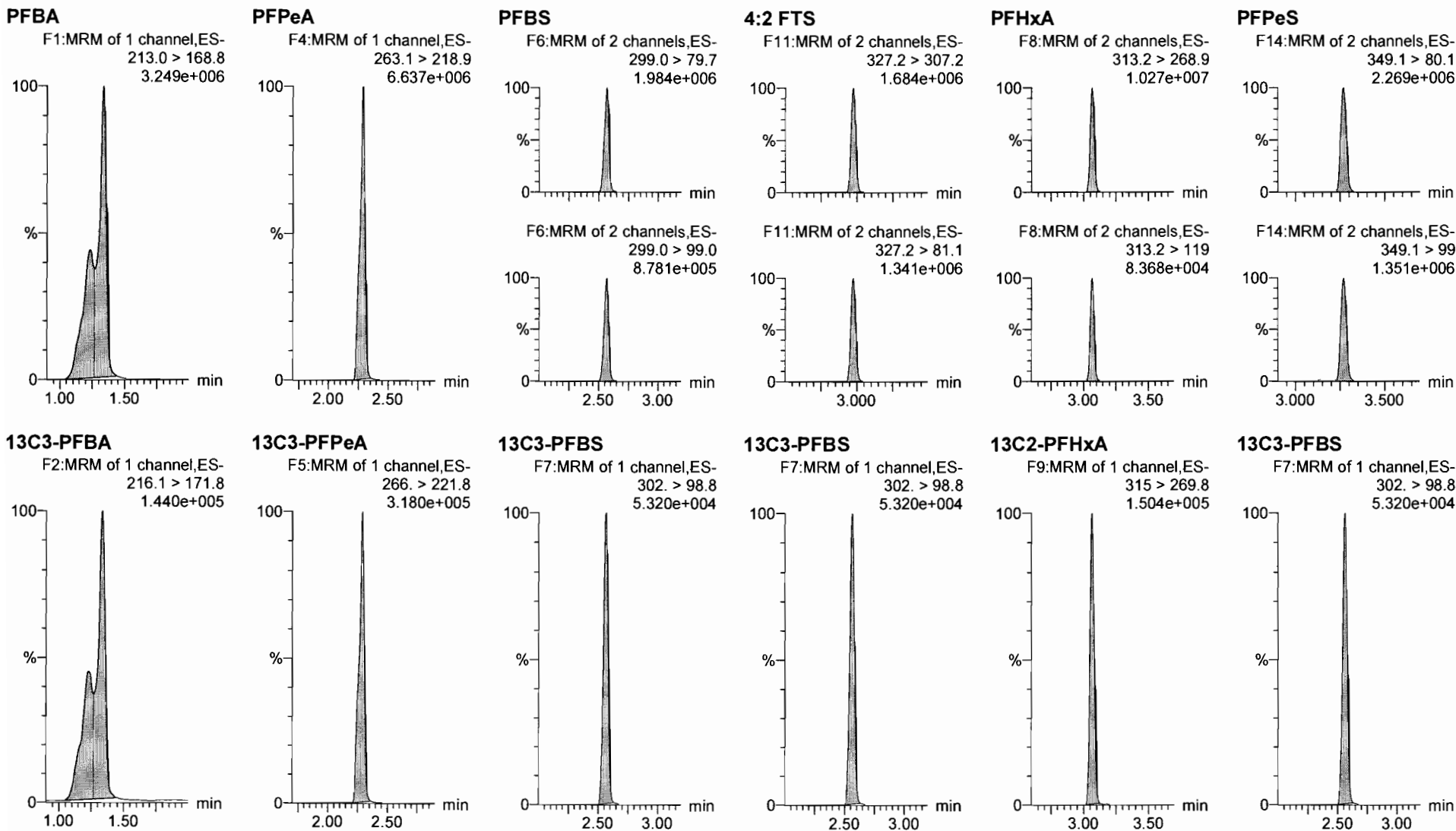


Dataset: F:\Projects\PFAS.PRO\Results\180218M1\180218M1-CRV.qld

Last Altered: Sunday, February 18, 2018 16:51:38 Pacific Standard Time

Printed: Sunday, February 18, 2018 16:52:21 Pacific Standard Time

Name: 180218M1\_12, Date: 18-Feb-2018, Time: 15:54:29, ID: ST180218M1-9 PFC CS6 18B0818, Description: PFC CS6 18B0818

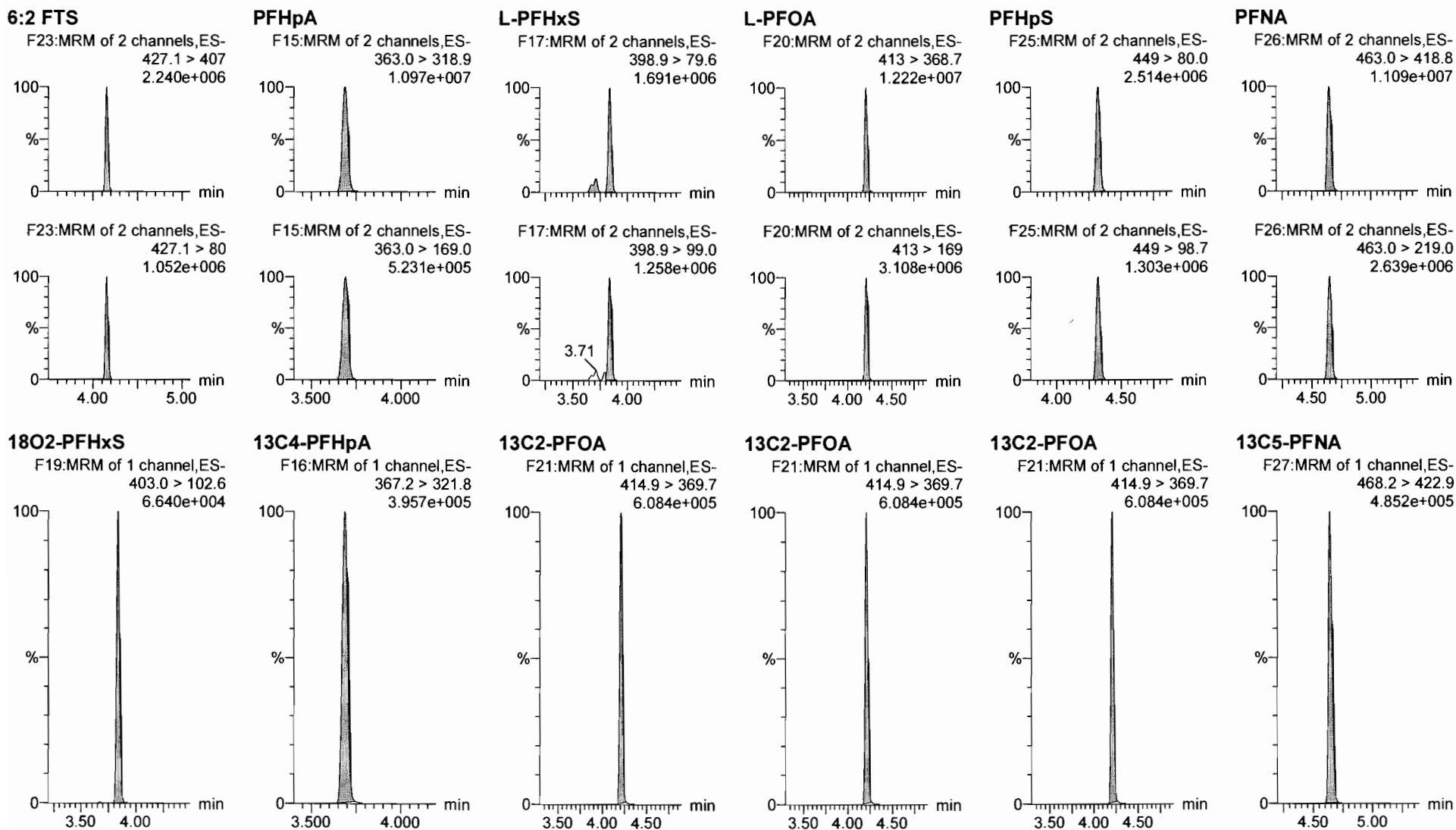


Dataset: F:\Projects\PFAS.PRO\Results\180218M1\180218M1-CRV.qld

Last Altered: Sunday, February 18, 2018 16:51:38 Pacific Standard Time

Printed: Sunday, February 18, 2018 16:52:21 Pacific Standard Time

Name: 180218M1\_12, Date: 18-Feb-2018, Time: 15:54:29, ID: ST180218M1-9 PFC CS6 18B0818, Description: PFC CS6 18B0818

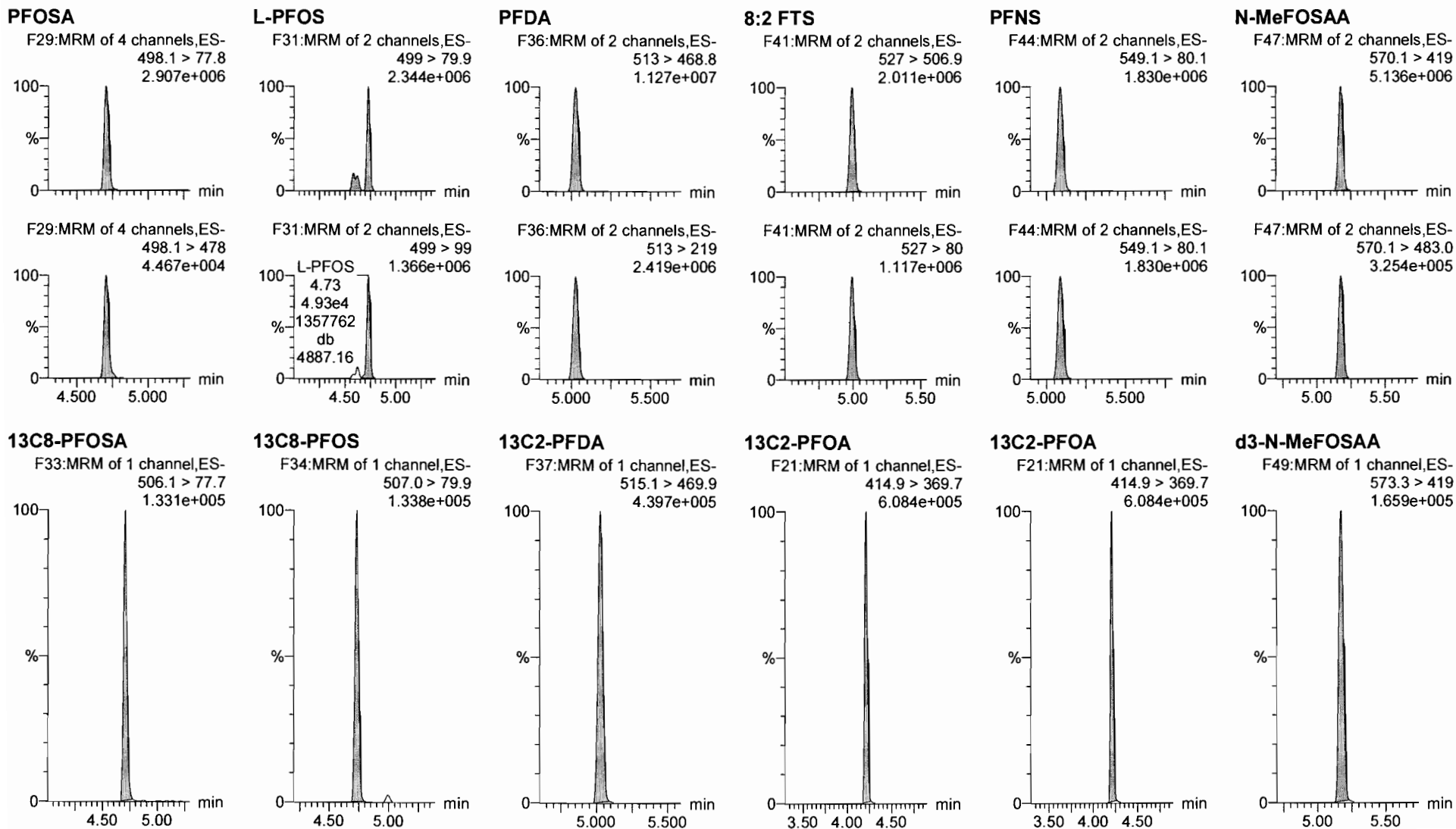


Dataset: F:\Projects\PFAS.PRO\Results\180218M1\180218M1-CRV.qld

Last Altered: Sunday, February 18, 2018 16:51:38 Pacific Standard Time

Printed: Sunday, February 18, 2018 16:52:21 Pacific Standard Time

Name: 180218M1\_12, Date: 18-Feb-2018, Time: 15:54:29, ID: ST180218M1-9 PFC CS6 18B0818, Description: PFC CS6 18B0818



Dataset: F:\Projects\PFAS.PRO\Results\180218M1\180218M1-CRV.qld

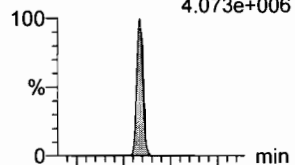
Last Altered: Sunday, February 18, 2018 16:51:38 Pacific Standard Time

Printed: Sunday, February 18, 2018 16:52:21 Pacific Standard Time

Name: 180218M1\_12, Date: 18-Feb-2018, Time: 15:54:29, ID: ST180218M1-9 PFC CS6 18B0818, Description: PFC CS6 18B0818

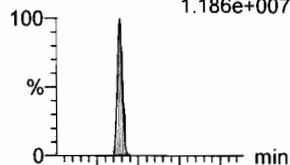
**N-EtFOSAA**

F50:MRM of 2 channels,ES-  
584.2 > 419  
4.073e+006



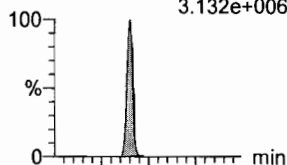
**PFDoA**

F53:MRM of 4 channels,ES-  
612.9 > 569.0  
1.186e+007



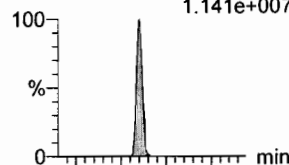
**PFDS**

F52:MRM of 2 channels,ES-  
598.8 > 80  
3.132e+006



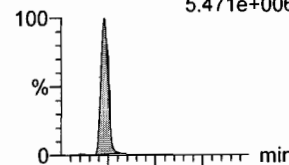
**PFUdA**

F45:MRM of 2 channels,ES-  
563.0 > 518.9  
1.141e+007



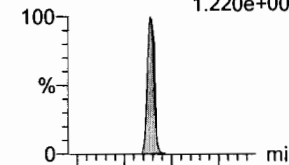
**N-MeFOSA**

F35:MRM of 2 channels,ES-  
512.1 > 168.9  
5.471e+006

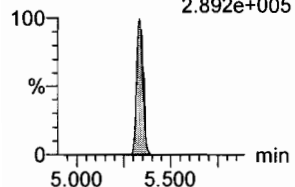


**PFTrDA**

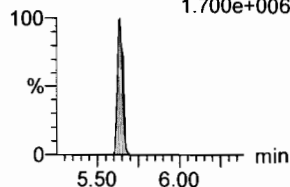
F59:MRM of 2 channels,ES-  
662.9 > 618.9  
1.220e+007



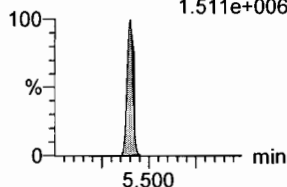
F50:MRM of 2 channels,ES-  
584.2 > 483.0  
2.892e+005



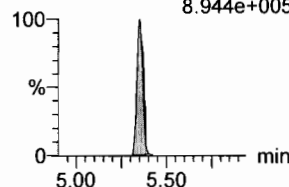
F53:MRM of 4 channels,ES-  
612.9 > 318.8  
1.700e+006



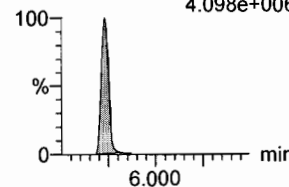
F52:MRM of 2 channels,ES-  
598.8 > 98.7  
1.511e+006



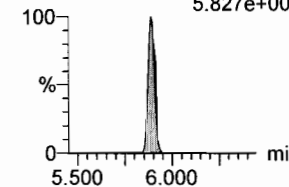
F45:MRM of 2 channels,ES-  
563.0 > 269  
8.944e+005



F35:MRM of 2 channels,ES-  
512.1 > 219  
4.098e+006

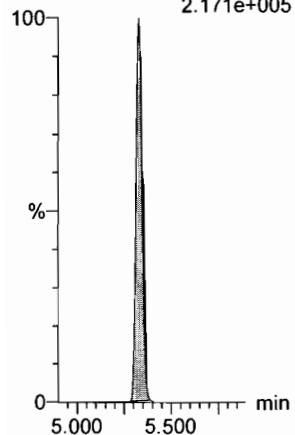


F59:MRM of 2 channels,ES-  
662.9 > 319  
5.827e+005



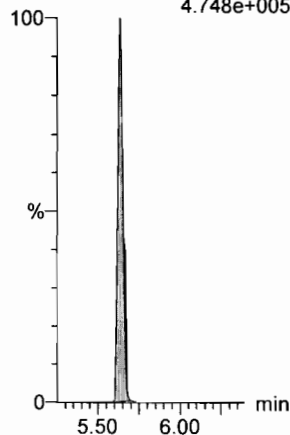
**d5-N-EtFOSAA**

F51:MRM of 1 channel,ES-  
589.3 > 419  
2.171e+005



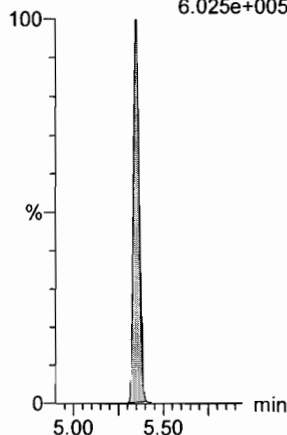
**13C2-PFDoA**

F54:MRM of 2 channels,ES-  
615.0 > 569.7  
4.748e+005



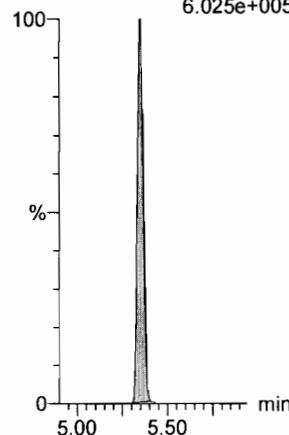
**13C2-PFUdA**

F46:MRM of 1 channel,ES-  
565 > 519.8  
6.025e+005



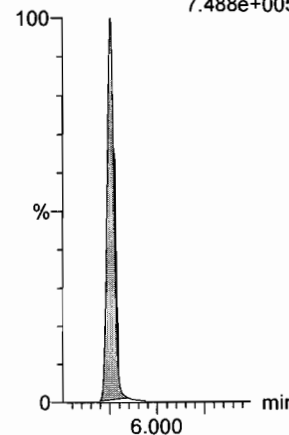
**13C2-PFUdA**

F46:MRM of 1 channel,ES-  
565 > 519.8  
6.025e+005



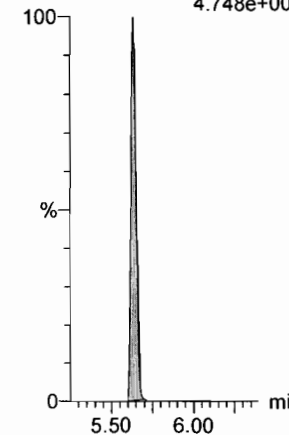
**d3-N-MeFOSA**

F38:MRM of 1 channel,ES-  
515.2 > 168.9  
7.488e+005



**13C2-PFDoA**

F54:MRM of 2 channels,ES-  
615.0 > 569.7  
4.748e+005





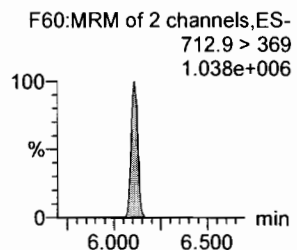
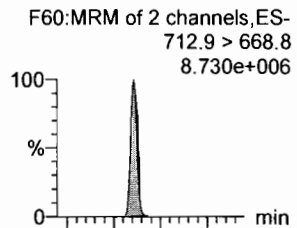
Dataset: F:\Projects\PFAS.PRO\Results\180218M1\180218M1-CRV.qld

Last Altered: Sunday, February 18, 2018 16:51:38 Pacific Standard Time

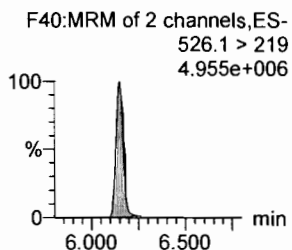
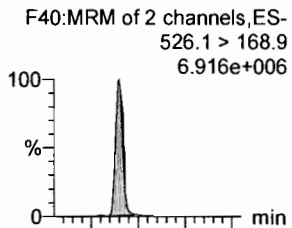
Printed: Sunday, February 18, 2018 16:52:21 Pacific Standard Time

Name: 180218M1\_12, Date: 18-Feb-2018, Time: 15:54:29, ID: ST180218M1-9 PFC CS6 18B0818, Description: PFC CS6 18B0818

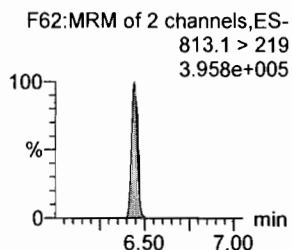
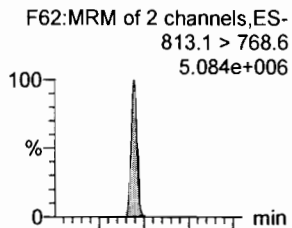
**PFTeDA**



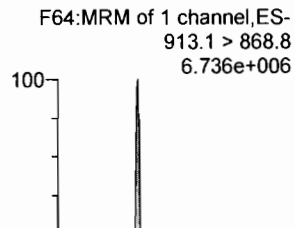
**N-EtFOSA**



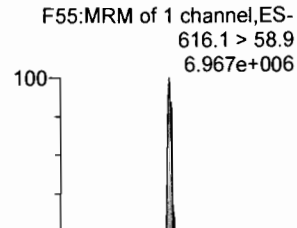
**PFHxDA**



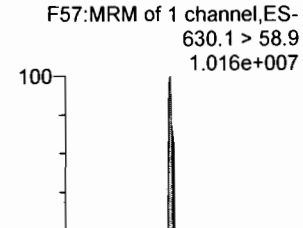
**PFODA**



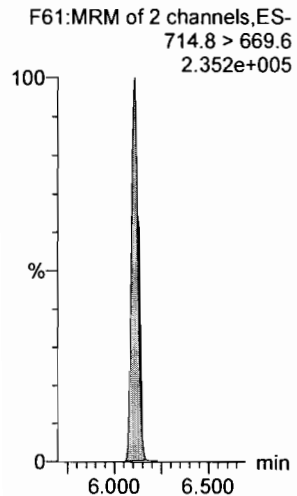
**N-MeFOSE**



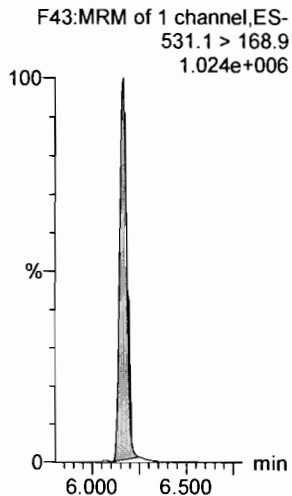
**N-EtFOSE**



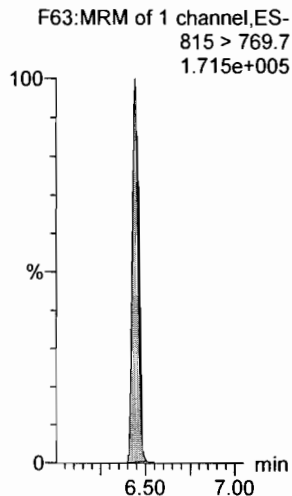
**13C2-PFTeDA**



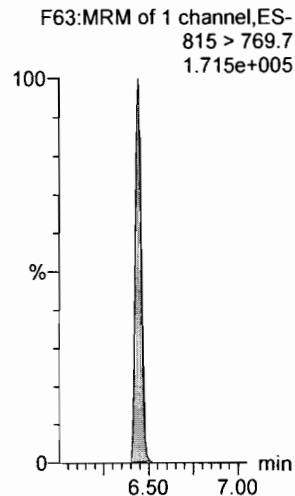
**d5-N-ETFOSA**



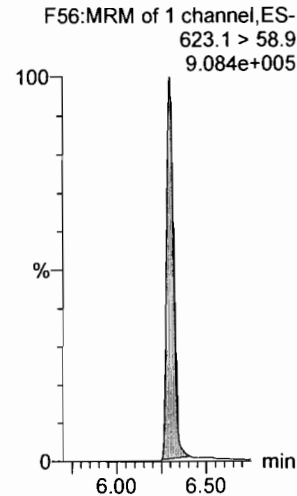
**13C2-PFHxDA**



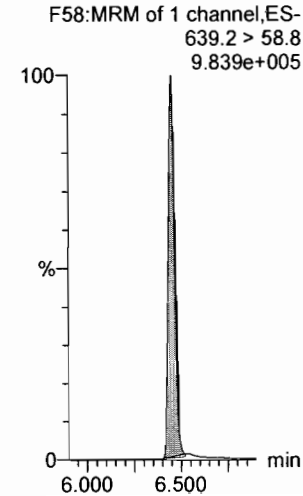
**13C2-PFHxDA**



**d7-N-MeFOSE**



**d9-N-EtFOSE**



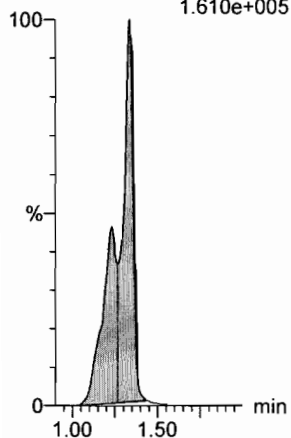
Dataset: F:\Projects\PFAS.PRO\Results\180218M1\180218M1-CRV.qld

Last Altered: Sunday, February 18, 2018 16:51:38 Pacific Standard Time  
Printed: Sunday, February 18, 2018 16:52:21 Pacific Standard Time

Name: 180218M1\_12, Date: 18-Feb-2018, Time: 15:54:29, ID: ST180218M1-9 PFC CS6 18B0818, Description: PFC CS6 18B0818

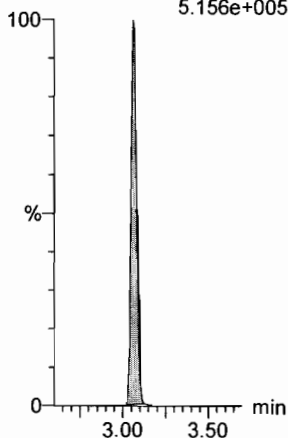
**13C4-PFBA**

F3:MRM of 1 channel,ES-  
217. > 171.8  
1.610e+005



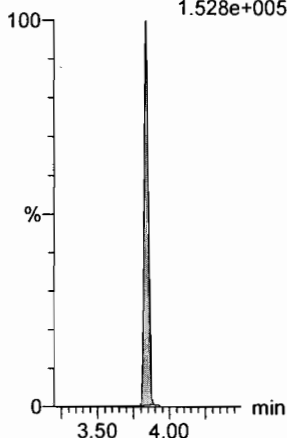
**13C5-PFHxA**

F10:MRM of 1 channel,ES-  
318 > 272.9  
5.156e+005



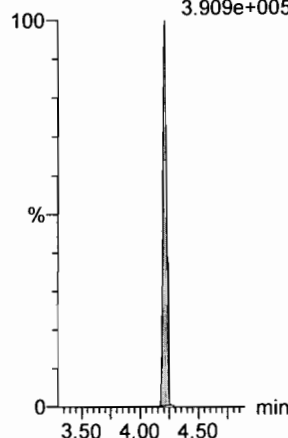
**13C3-PFHxS**

F18:MRM of 1 channel,ES-  
401.9 > 79.9  
1.528e+005



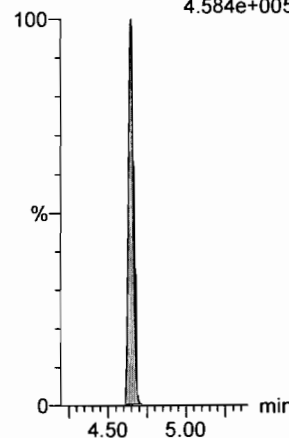
**13C8-PFOA**

F22:MRM of 1 channel,ES-  
421.3 > 376  
3.909e+005



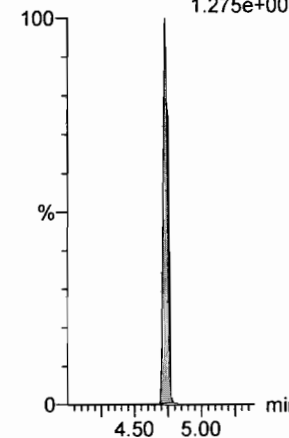
**13C9-PFNA**

F28:MRM of 1 channel,ES-  
472.2 > 426.9  
4.584e+005



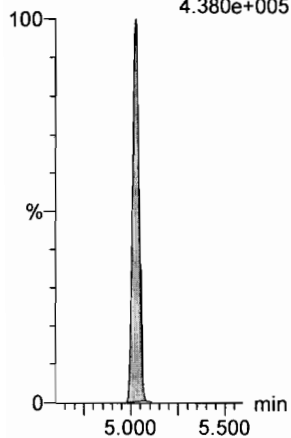
**13C4-PFOS**

F32:MRM of 1 channel,ES-  
503 > 79.9  
1.275e+005



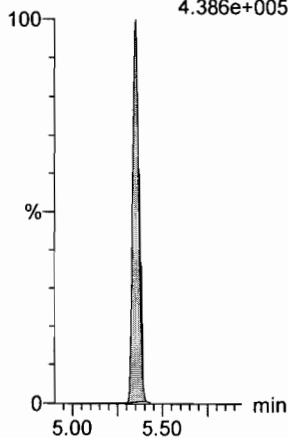
**13C6-PFDA**

F39:MRM of 1 channel,ES-  
519.1 > 473.7  
4.380e+005



**13C7-PFUdA**

F48:MRM of 1 channel,ES-  
570.1 > 524.8  
4.386e+005



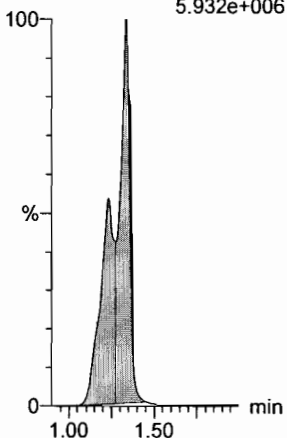
Dataset: F:\Projects\PFAS.PRO\Results\180218M1\180218M1-CRV.qld

Last Altered: Sunday, February 18, 2018 16:51:38 Pacific Standard Time  
Printed: Sunday, February 18, 2018 16:52:21 Pacific Standard Time

Name: 180218M1\_13, Date: 18-Feb-2018, Time: 16:05:58, ID: ST180218M1-10 PFC CS7 18B0819, Description: PFC CS7 18B0819

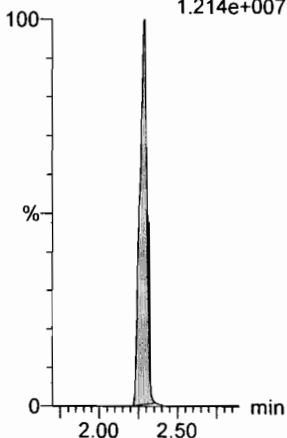
**PFBA**

F1:MRM of 1 channel,ES-  
213.0 > 168.8  
5.932e+006




**PFPeA**

F4:MRM of 1 channel,ES-  
263.1 > 218.9  
1.214e+007

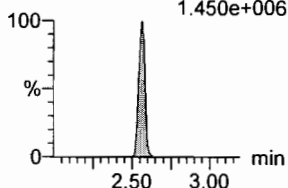


**PFBS**

F6:MRM of 2 channels,ES-  
299.0 > 79.7  
3.308e+006




F6:MRM of 2 channels,ES-  
299.0 > 99.0  
1.450e+006

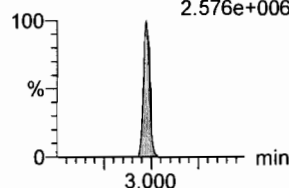


**4:2 FTS**

F11:MRM of 2 channels,ES-  
327.2 > 307.2  
2.757e+006

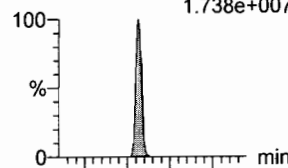


F11:MRM of 2 channels,ES-  
327.2 > 81.1  
2.576e+006

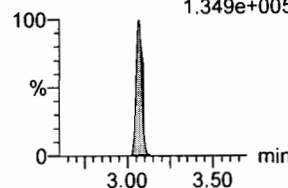


**PFHxA**

F8:MRM of 2 channels,ES-  
313.2 > 268.9  
1.738e+007

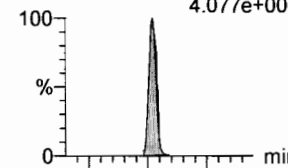


F8:MRM of 2 channels,ES-  
313.2 > 119  
1.349e+005

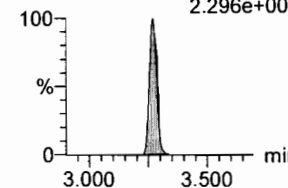


**PFPeS**

F14:MRM of 2 channels,ES-  
349.1 > 80.1  
4.077e+006

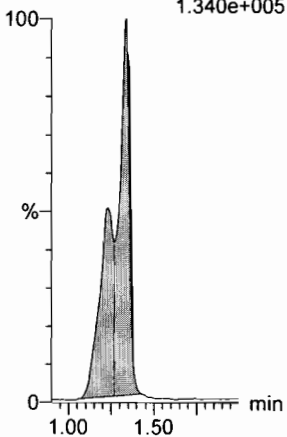


F14:MRM of 2 channels,ES-  
349.1 > 99  
2.296e+006



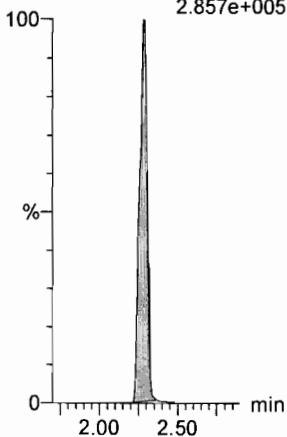
**13C3-PFBA**

F2:MRM of 1 channel,ES-  
216.1 > 171.8  
1.340e+005



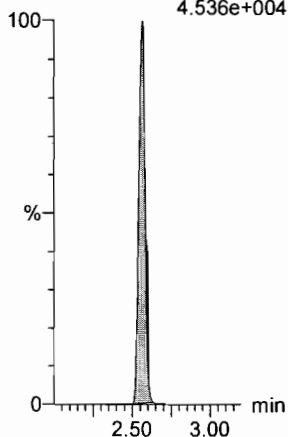
**13C3-PFPeA**

F5:MRM of 1 channel,ES-  
266. > 221.8  
2.857e+005



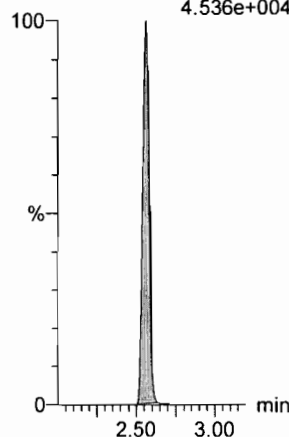
**13C3-PFBS**

F7:MRM of 1 channel,ES-  
302. > 98.8  
4.536e+004



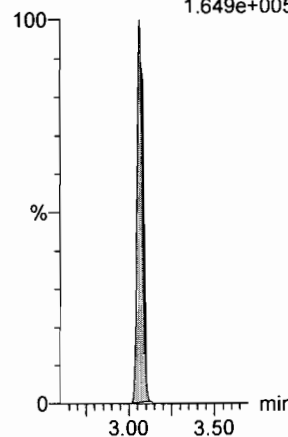
**13C3-PFBS**

F7:MRM of 1 channel,ES-  
302. > 98.8  
4.536e+004



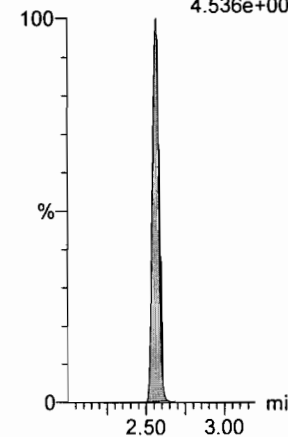
**13C2-PFHxA**

F9:MRM of 1 channel,ES-  
315 > 269.8  
1.649e+005



**13C3-PFBS**

F7:MRM of 1 channel,ES-  
302. > 98.8  
4.536e+004

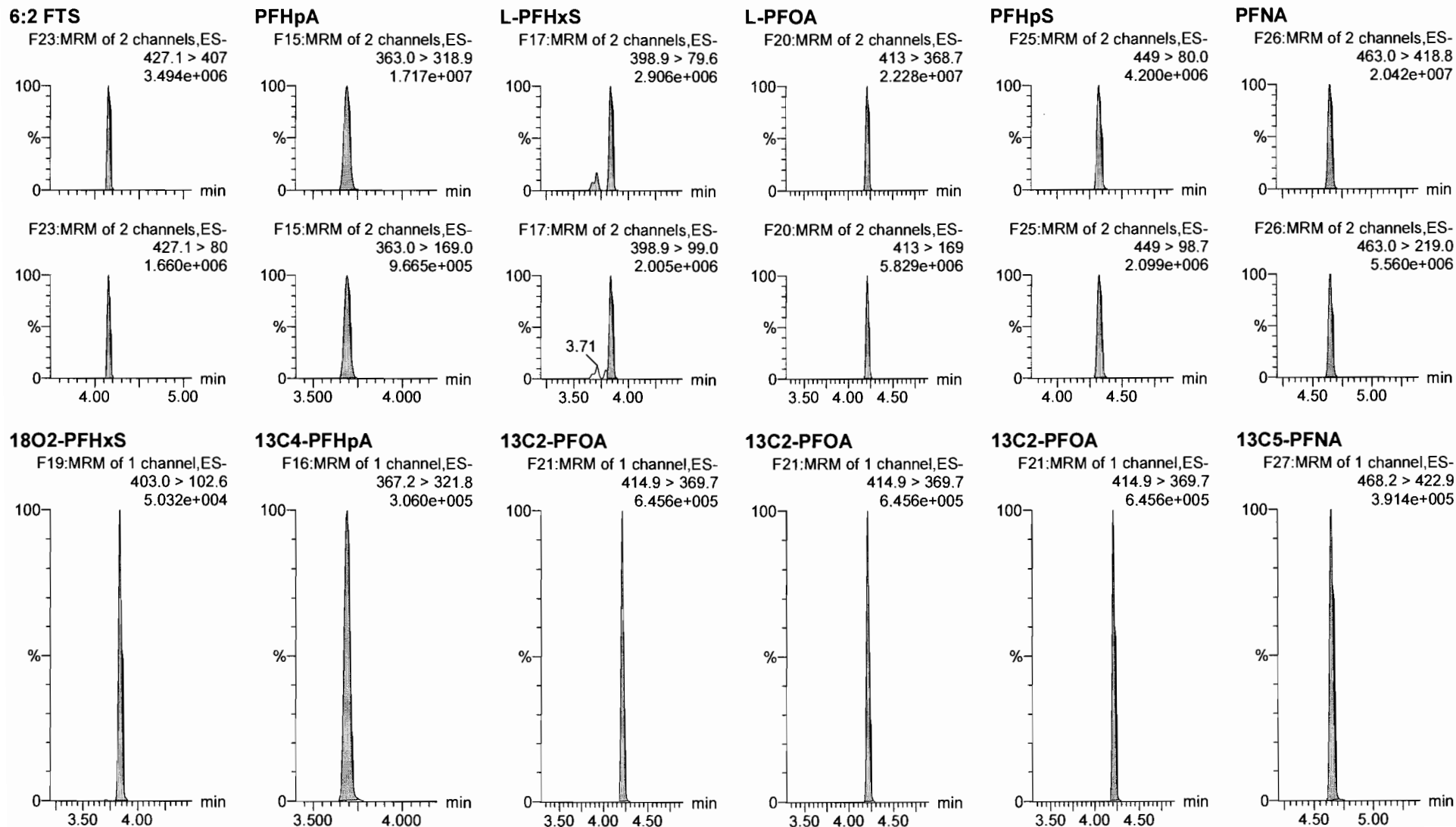


Dataset: F:\Projects\PFAS.PRO\Results\180218M1\180218M1-CRV.qld

Last Altered: Sunday, February 18, 2018 16:51:38 Pacific Standard Time

Printed: Sunday, February 18, 2018 16:52:21 Pacific Standard Time

Name: 180218M1\_13, Date: 18-Feb-2018, Time: 16:05:58, ID: ST180218M1-10 PFC CS7 18B0819, Description: PFC CS7 18B0819

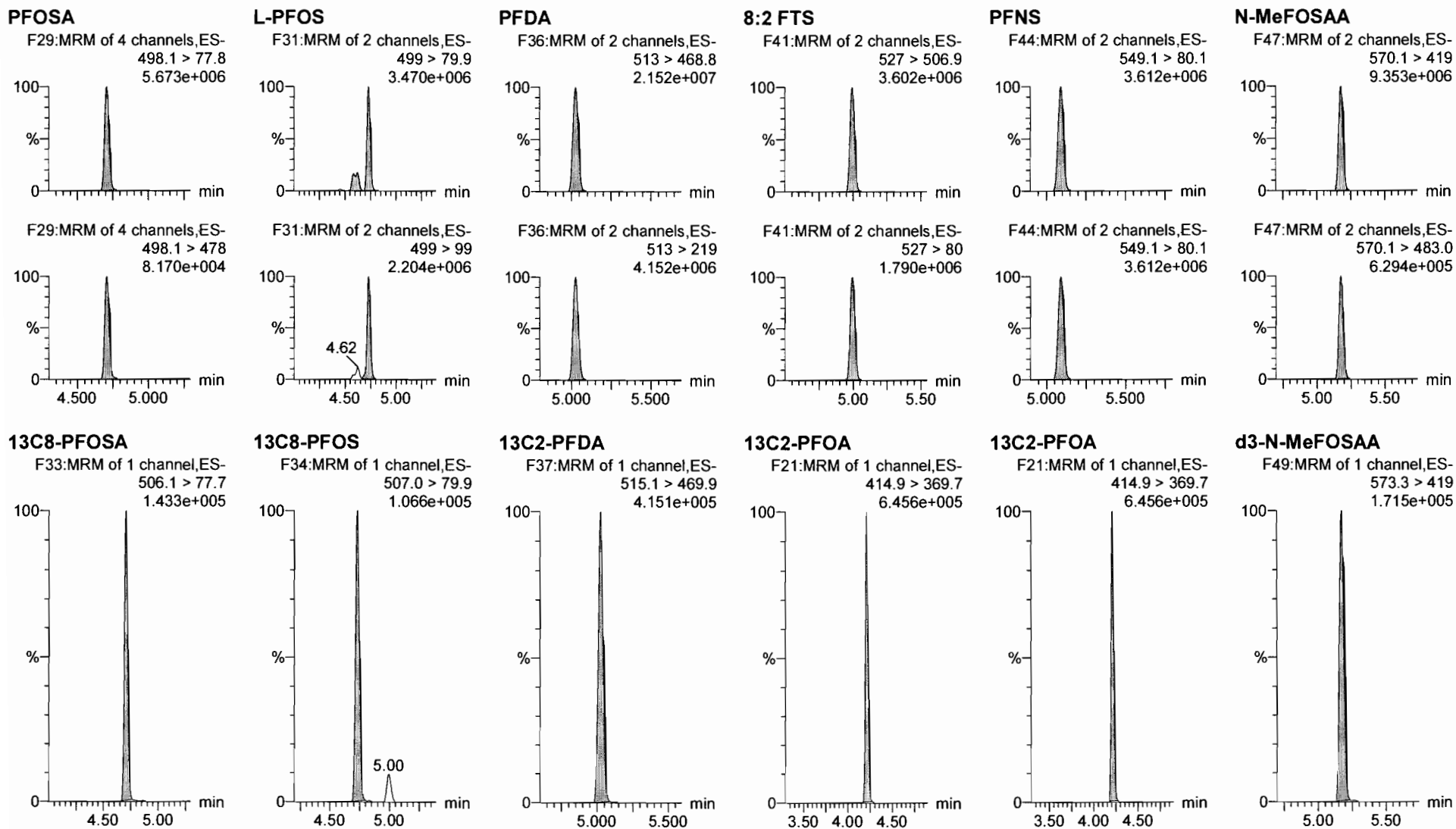


Dataset: F:\Projects\PFAS.PRO\Results\180218M1\180218M1-CRV.qld

Last Altered: Sunday, February 18, 2018 16:51:38 Pacific Standard Time

Printed: Sunday, February 18, 2018 16:52:21 Pacific Standard Time

Name: 180218M1\_13, Date: 18-Feb-2018, Time: 16:05:58, ID: ST180218M1-10 PFC CS7 18B0819, Description: PFC CS7 18B0819



Dataset: F:\Projects\PFAS.PRO\Results\180218M1\180218M1-CRV.qld

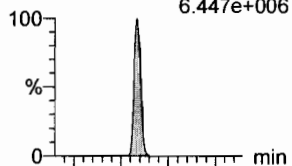
Last Altered: Sunday, February 18, 2018 16:51:38 Pacific Standard Time

Printed: Sunday, February 18, 2018 16:52:21 Pacific Standard Time

Name: 180218M1\_13, Date: 18-Feb-2018, Time: 16:05:58, ID: ST180218M1-10 PFC CS7 18B0819, Description: PFC CS7 18B0819

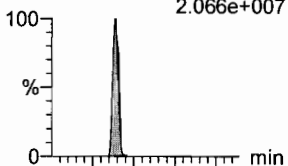
**N-EtFOSAA**

F50:MRM of 2 channels,ES-  
584.2 > 419  
6.447e+006



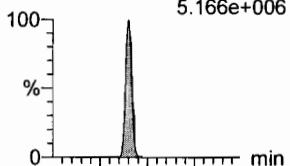
**PFDaA**

F53:MRM of 4 channels,ES-  
612.9 > 569.0  
2.066e+007




**PFDS**

F52:MRM of 2 channels,ES-  
598.8 > 80  
5.166e+006



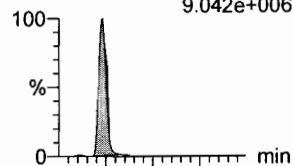
**PFUdA**

F45:MRM of 2 channels,ES-  
563.0 > 518.9  
1.779e+007



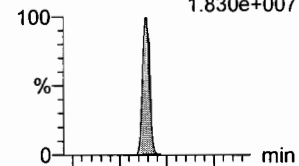
**N-MeFOSA**

F35:MRM of 2 channels,ES-  
512.1 > 168.9  
9.042e+006

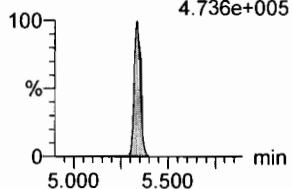


**PFTrDA**

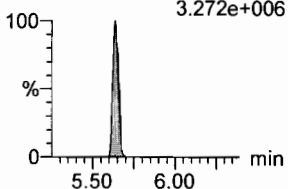
F59:MRM of 2 channels,ES-  
662.9 > 618.9  
1.830e+007



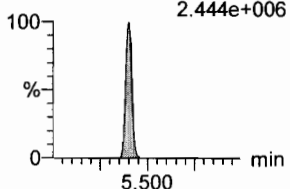
F50:MRM of 2 channels,ES-  
584.2 > 483.0  
4.736e+005



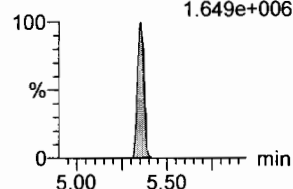
F53:MRM of 4 channels,ES-  
612.9 > 318.8  
3.272e+006



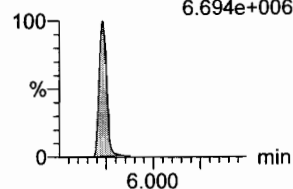
F52:MRM of 2 channels,ES-  
598.8 > 98.7  
2.444e+006



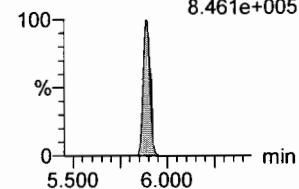
F45:MRM of 2 channels,ES-  
563.0 > 269  
1.649e+006



F35:MRM of 2 channels,ES-  
512.1 > 219  
6.694e+006

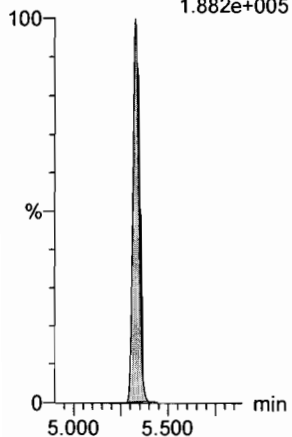


F59:MRM of 2 channels,ES-  
662.9 > 319  
8.461e+005



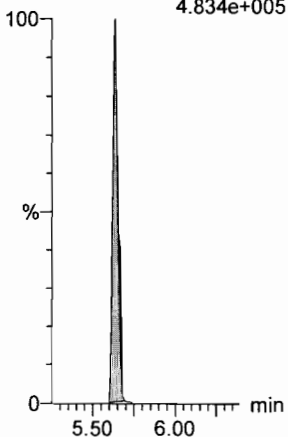
**d5-N-EtFOSAA**

F51:MRM of 1 channel,ES-  
589.3 > 419  
1.882e+005



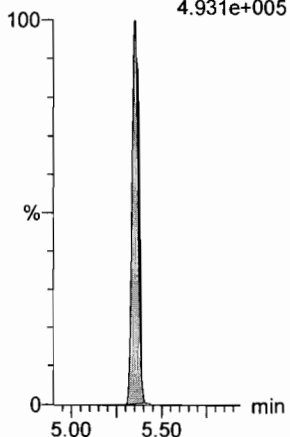
**13C2-PFDaA**

F54:MRM of 2 channels,ES-  
615.0 > 569.7  
4.834e+005



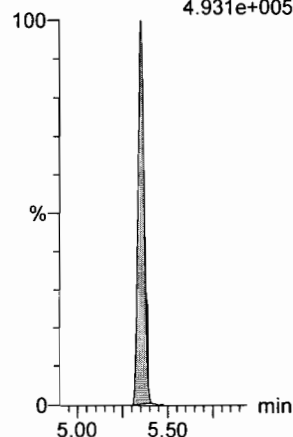
**13C2-PFUdA**

F46:MRM of 1 channel,ES-  
565 > 519.8  
4.931e+005



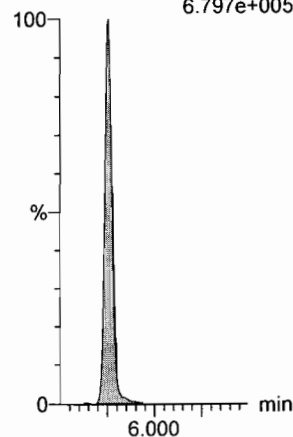
**13C2-PFUdA**

F46:MRM of 1 channel,ES-  
565 > 519.8  
4.931e+005



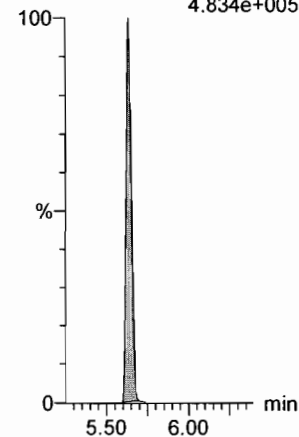
**d3-N-MeFOSA**

F38:MRM of 1 channel,ES-  
515.2 > 168.9  
6.797e+005



**13C2-PFDaA**

F54:MRM of 2 channels,ES-  
615.0 > 569.7  
4.834e+005



Dataset: F:\Projects\PFAS.PRO\Results\180218M1\180218M1-CRV.qld

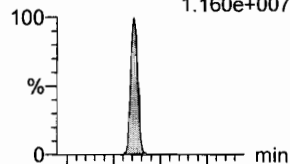
Last Altered: Sunday, February 18, 2018 16:51:38 Pacific Standard Time

Printed: Sunday, February 18, 2018 16:52:21 Pacific Standard Time

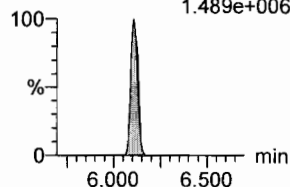
Name: 180218M1\_13, Date: 18-Feb-2018, Time: 16:05:58, ID: ST180218M1-10 PFC CS7 18B0819, Description: PFC CS7 18B0819

**PFTeDA**

F60:MRM of 2 channels,ES-  
712.9 > 668.8  
1.160e+007

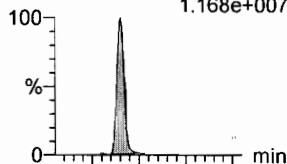


F60:MRM of 2 channels,ES-  
712.9 > 369  
1.489e+006

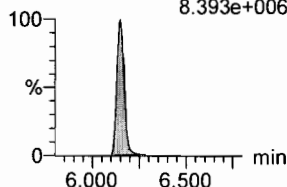


**N-EtFOFA**

F40:MRM of 2 channels,ES-  
526.1 > 168.9  
1.168e+007

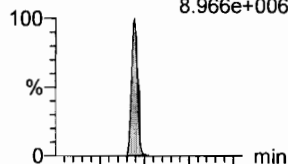


F40:MRM of 2 channels,ES-  
526.1 > 219  
8.393e+006

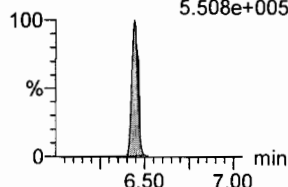


**PFHxDA**

F62:MRM of 2 channels,ES-  
813.1 > 768.6  
8.966e+006




F62:MRM of 2 channels,ES-  
813.1 > 219  
5.508e+005




**PFODA**

F64:MRM of 1 channel,ES-  
913.1 > 868.8  
1.382e+007




**N-MeFOSE**

F55:MRM of 1 channel,ES-  
616.1 > 58.9  
1.384e+007




**N-EtFOSE**

F57:MRM of 1 channel,ES-  
630.1 > 58.9  
1.824e+007



**13C2-PFTeDA**

F61:MRM of 2 channels,ES-  
714.8 > 669.6  
2.674e+005



**d5-N-ETFOFA**

F43:MRM of 1 channel,ES-  
531.1 > 168.9  
8.767e+005



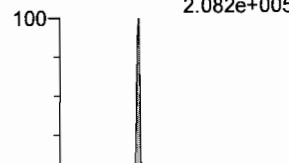
**13C2-PFHxDA**

F63:MRM of 1 channel,ES-  
815 > 769.7  
2.082e+005




**13C2-PFHxDA**

F63:MRM of 1 channel,ES-  
815 > 769.7  
2.082e+005




**d7-N-MeFOSE**

F56:MRM of 1 channel,ES-  
623.1 > 58.9  
8.234e+005



**d9-N-EtFOSE**

F58:MRM of 1 channel,ES-  
639.2 > 58.8  
8.043e+005



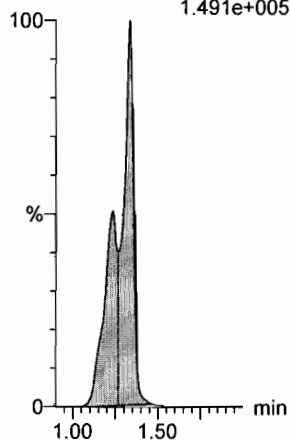
Dataset: F:\Projects\PFAS.PRO\Results\180218M1\180218M1-CRV.qld

Last Altered: Sunday, February 18, 2018 16:51:38 Pacific Standard Time  
Printed: Sunday, February 18, 2018 16:52:21 Pacific Standard Time

Name: 180218M1\_13, Date: 18-Feb-2018, Time: 16:05:58, ID: ST180218M1-10 PFC CS7 18B0819, Description: PFC CS7 18B0819

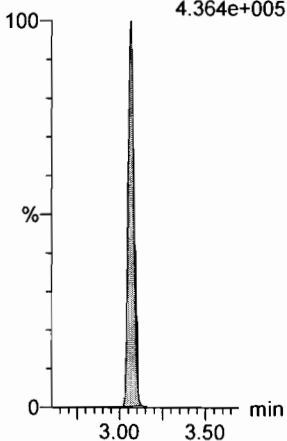
**13C4-PFBA**

F3:MRM of 1 channel,ES-  
217. > 171.8  
1.491e+005



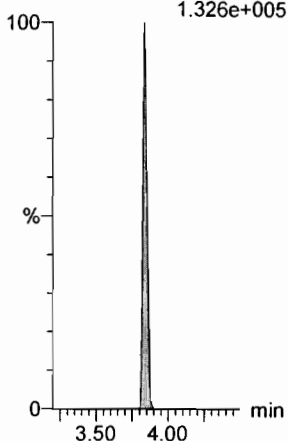
**13C5-PFHxA**

F10:MRM of 1 channel,ES-  
318 > 272.9  
4.364e+005



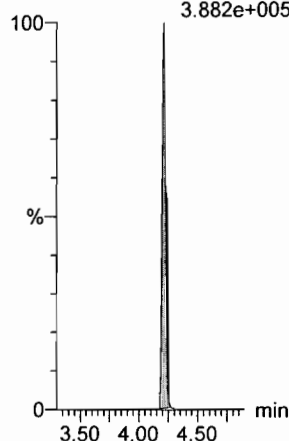
**13C3-PFHxS**

F18:MRM of 1 channel,ES-  
401.9 > 79.9  
1.326e+005



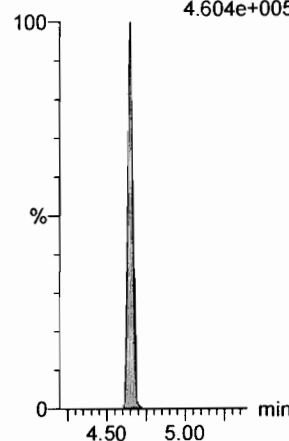
**13C8-PFOA**

F22:MRM of 1 channel,ES-  
421.3 > 376  
3.882e+005



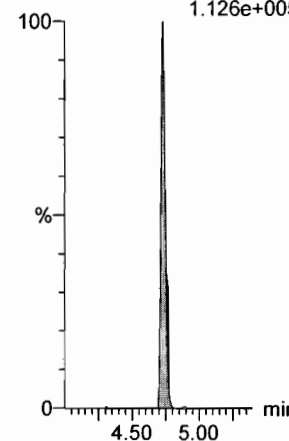
**13C9-PFNA**

F28:MRM of 1 channel,ES-  
472.2 > 426.9  
4.604e+005



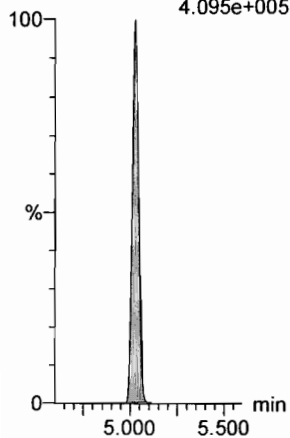
**13C4-PFOS**

F32:MRM of 1 channel,ES-  
503 > 79.9  
1.126e+005



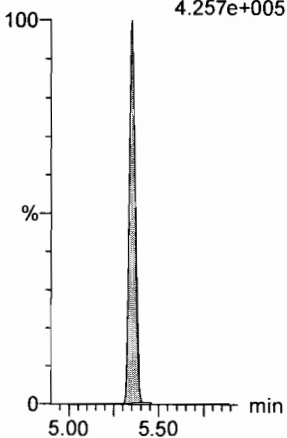
**13C6-PFDA**

F39:MRM of 1 channel,ES-  
519.1 > 473.7  
4.095e+005



**13C7-PFUdA**

F48:MRM of 1 channel,ES-  
570.1 > 524.8  
4.257e+005





Dataset: F:\Projects\PFAS.PRO\Results\180218M1\180218M1-15.qld

Last Altered: Sunday, February 18, 2018 17:11:30 Pacific Standard Time

Printed: Sunday, February 18, 2018 17:11:48 Pacific Standard Time

✓ JA.  
02/20/2018

Ⓐ Not in ICV.

Method: F:\Projects\PFAS.PRO\MethDB\PFAS\_FULL\_80C\_021318.mdb 15 Feb 2018 10:31:04

Calibration: F:\Projects\PFAS.PRO\CurveDB\C18\_VAL-PFAS\_Q4\_02-18-18-FULL.cdb 18 Feb 2018 17:06:20

Name: 180218M1\_15, Date: 18-Feb-2018, Time: 16:28:57, ID: ICV180218M1-1 PFC ICV 18B0809, Description: PFC ICV 18B0809

#	Name	Trace	Area	IS Area	RRF	Pred.RT	RT	y Axis Resp.	Conc.	%Rec	Recovery	Out
1	1 PFBA	213.0 > 168.8	1.43e4	1.72e4		1.46	1.34	10.4	9.24	92.4		NO
2	2 PFPeA	263.1 > 218.9	1.46e4	1.92e4		2.42	2.29	9.53	9.49	94.9		NO
3	3 PFBS	299.0 > 79.7	3.36e3	2.79e3		2.60	2.57	15.1	8.16	81.6		NO
4	4 4:2 FTS	327.2>307.2	2.33e3	2.79e3		3.00	2.97	10.4	7.56	75.6		NO
5	5 PFHxA	313.2 > 268.9	1.72e4	6.16e3		3.19	3.07	13.9	9.74	97.4		NO
6	6 PFPeS	349.1>80.1	3.32e3	2.79e3		3.39	3.27	14.9	7.73	77.3		NO
7	7 PFHpA	363.0 > 318.9	1.73e4	1.71e4		3.81	3.69	12.6	9.09	90.9		NO
8	8 L-PFHxS	398.9 > 79.6	2.52e3	2.26e3		3.85	3.84	13.9	7.73	77.3		NO
9	10 6:2 FTS	427.1 > 407	3.22e3	2.53e4		4.28	4.16	1.59	8.76	87.6		NO
10	11 L-PFOA	413 > 368.7	1.91e4	2.53e4		4.30	4.21	9.42	8.93	89.3		NO
11	13 PFHpS	449 > 80.0	3.61e3	5.46e3		4.44	4.32	8.27	7.97	79.7		NO
12	14 PFNA	463.0 > 418.8	1.76e4	1.86e4		4.76	4.65	11.8	9.55	95.5		NO
13	15 PFOSA	498.1 > 77.8	4.66e3	6.52e3		4.83	4.71	8.94	8.53	85.3		NO
14	16 L-PFOS	499 > 79.9	3.43e3	5.46e3		4.88	4.73	7.86	7.00	70.0		NO
15	18 PFDA	513 > 468.8	1.89e4	1.88e4		5.14	5.03	12.6	9.17	91.7		NO
16	19 8:2 FTS	527 > 506.9	3.21e3	2.53e4		5.12	4.99	1.59	8.32	83.2		NO
17	20 PFNS	549.1>80.1	3.29e3	5.46e3		5.08	5.09	7.54	9.11	91.1		NO
18	21 N-MeFOSAA	570.1 > 419	8.12e3	7.74e3		5.29	5.18	13.1	9.25	92.5		NO
19	22 N-EtFOSAA	584.2 > 419	6.87e3	9.58e3		5.45	5.34	8.96	8.99	89.9		NO
20	23 PFUdA	563.0 > 518.9	2.04e4	2.55e4		5.46	5.35	9.99	10.2	102.0		NO
21	24 PFDS	598.8 > 80	4.11e3	2.22e4		5.51	5.40	2.31	7.11	71.1		NO
22	25 PFDoA	612.9 > 569.0	1.66e4	2.22e4		5.74	5.64	9.34	7.20	72.0		NO
23	26 N-MeFOSA	512.1 > 168.9		3.20e4		5.84						NO
24	27 PFTrDA	662.9 > 618.9	2.10e4	2.22e4		5.98	5.89	11.8	8.11	81.1		NO
25	28 PFTeDA	712.9 > 668.8	1.60e4	1.13e4		6.20	6.11	17.7	9.00	90.0		NO
26	29 N-EtFOSA	526.1 > 168.9		5.01e4		6.22						NO
27	30 PFHxDA	813.1 > 768.6		6.67e3		6.51						NO
28	31 PFODA	913.1 > 868.8		6.67e3		6.74						NO
29	32 N-MeFOSE	616.1 > 58.9		4.38e4		6.31						NO
30	33 N-EtFOSE	630.1 > 58.9		3.92e4		6.45						NO
31	34 13C3-PFBA	216.1 > 171.8	1.72e4	1.86e4	0.926	1.46	1.34	11.5	12.4	99.5		NO

Ⓐ  
Ⓐ  
↓

am  
2/19/18

Dataset: F:\Projects\PFAS.PRO\Results\180218M1\180218M1-15.qld

Last Altered: Sunday, February 18, 2018 17:11:30 Pacific Standard Time

Printed: Sunday, February 18, 2018 17:11:48 Pacific Standard Time

Name: 180218M1\_15, Date: 18-Feb-2018, Time: 16:28:57, ID: ICV180218M1-1 PFC ICV 18B0809, Description: PFC ICV 18B0809

#	Name	Trace	Area	IS Area	RRF	Pred.RT	RT	y Axis Resp.	Conc.	%Rec	Recovery	Out
32	35	13C3-PFPeA	266. > 221.8	1.92e4	2.20e4	0.885	2.42	2.29	10.9	12.3	98.4	NO
33	36	13C3-PFBS	302. > 98.8	2.79e3	2.20e4	0.128	2.69	2.57	1.58	12.4	99.0	NO
34	37	13C2-PFHxA	315 > 269.8	6.16e3	2.20e4	0.755	3.19	3.07	3.49	4.63	92.5	NO
35	38	13C4-PFHpA	367.2 > 321.8	1.71e4	2.20e4	0.770	3.81	3.69	9.67	12.6	100.5	NO
36	39	18O2-PFHxS	403.0 > 102.6	2.26e3	5.23e3	0.412	3.96	3.84	5.41	13.1	105.2	NO
37	40	13C2-PFOA	414.9 > 369.7	2.53e4	1.68e4	1.614	4.33	4.21	18.8	11.6	93.0	NO
38	41	13C5-PFNA	468.2 > 422.9	1.86e4	1.86e4	1.012	4.76	4.65	12.5	12.3	98.8	NO
39	42	13C8-PFOSA	506.1 > 77.7	6.52e3	2.09e4	0.312	4.83	4.70	3.91	12.5	100.2	NO
40	43	13C8-PFOS	507.0 > 79.9	5.46e3	5.54e3	1.017	4.84	4.73	12.3	12.1	96.9	NO
41	44	13C2-PFDA	515.1 > 469.9	1.88e4	1.84e4	1.013	5.14	5.03	12.8	12.6	100.8	NO
42	45	d3-N-MeFOSAA	573.3 > 419	7.74e3	2.09e4	0.404	5.29	5.18	4.63	11.5	91.6	NO
43	46	d5-N-EtFOSAA	589.3 > 419	9.58e3	2.09e4	0.443	5.45	5.33	5.74	12.9	103.5	NO
44	47	13C2-PFUdA	565 > 519.8	2.55e4	2.09e4	1.150	5.46	5.35	15.3	13.3	106.4	NO
45	48	13C2-PFDoA	615.0 > 569.7	2.22e4	2.09e4	0.956	5.74	5.64	13.3	13.9	111.4	NO
46	49	d3-N-MeFOSA	515.2 > 168.9	3.20e4	2.09e4	0.145	5.84	5.75	19.2	133	88.3	NO
47	50	13C2-PFTeDA	714.8 > 669.6	1.13e4	2.09e4	0.416	6.20	6.11	6.77	16.3	130.3	NO
48	51	d5-N-ETFOSA	531.1 > 168.9	5.01e4	2.09e4	0.212	6.22	6.16	30.0	141	94.1	NO
49	52	13C2-PFHxDA	815 > 769.7	6.67e3	2.09e4	0.701	6.51	6.44	3.99	5.69	113.9	NO
50	53	d7-N-MeFOSE	623.1 > 58.9	4.38e4	2.09e4	0.185	6.31	6.30	26.2	142	94.4	NO
51	54	d9-N-EtFOSE	639.2 > 58.8	3.92e4	2.09e4	0.165	6.45	6.45	23.5	143	95.1	NO
52	55	13C4-PFBA	217. > 171.8	1.86e4	1.86e4	1.000	1.46	1.34	12.5	12.5	100.0	NO
53	56	13C5-PFHxA	318 > 272.9	2.20e4	2.20e4	1.000	3.19	3.07	12.5	12.5	100.0	NO
54	57	13C3-PFHxS	401.9 > 79.9	5.23e3	5.23e3	1.000	3.96	3.84	12.5	12.5	100.0	NO
55	58	13C8-PFOA	421.3 > 376	1.68e4	1.68e4	1.000	4.33	4.21	12.5	12.5	100.0	NO
56	59	13C9-PFNA	472.2 > 426.9	1.86e4	1.86e4	1.000	4.70	4.65	12.5	12.5	100.0	NO
57	60	13C4-PFOS	503 > 79.9	5.54e3	5.54e3	1.000	4.84	4.73	12.5	12.5	100.0	NO
58	61	13C6-PFDA	519.1 > 473.7	1.84e4	1.84e4	1.000	5.14	5.03	12.5	12.5	100.0	NO
59	62	13C7-PFUdA	570.1 > 524.8	2.09e4	2.09e4	1.000	5.46	5.35	12.5	12.5	100.0	NO

Dataset: F:\Projects\PFAS.PRO\Results\180218M1\180218M1-15.qld

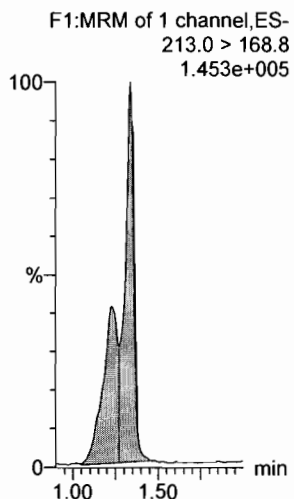
Last Altered: Sunday, February 18, 2018 17:11:30 Pacific Standard Time  
Printed: Sunday, February 18, 2018 17:11:48 Pacific Standard Time

Method: F:\Projects\PFAS.PRO\MethDB\PFAS\_FULL\_80C\_021318.mdb 15 Feb 2018 10:31:04

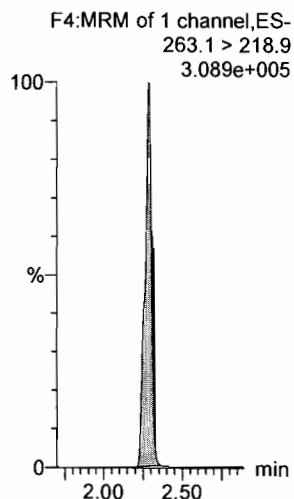
Calibration: F:\Projects\PFAS.PRO\CurveDB\C18\_VAL-PFAS\_Q4\_02-18-18-FULL.cdb 18 Feb 2018 17:06:20

Name: 180218M1\_15, Date: 18-Feb-2018, Time: 16:28:57, ID: ICV180218M1-1 PFC ICV 18B0809, Description: PFC ICV 18B0809

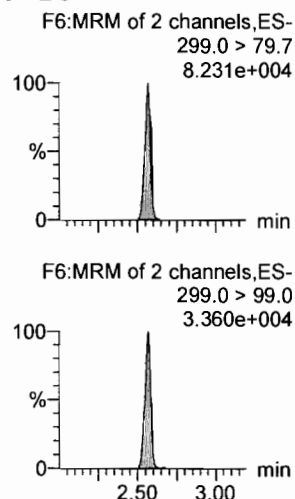
**PFBA**



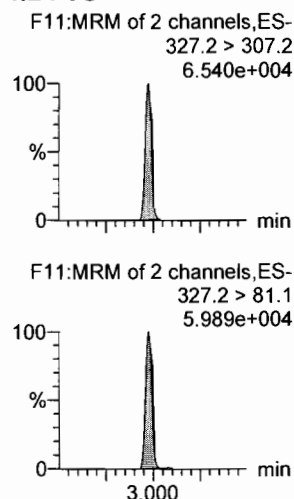
**PFPeA**



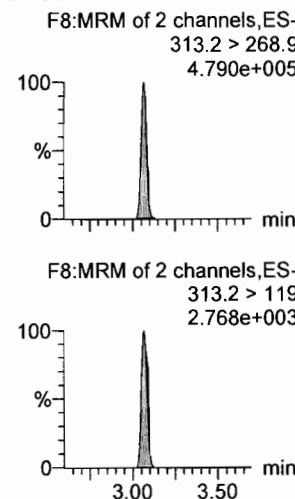
**PFBS**



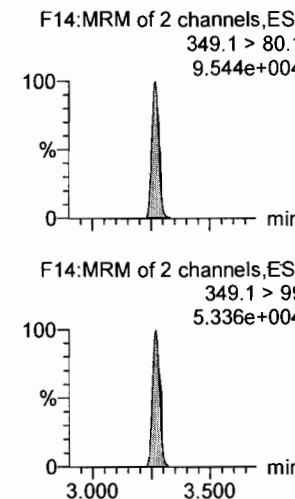
**4:2 FTS**



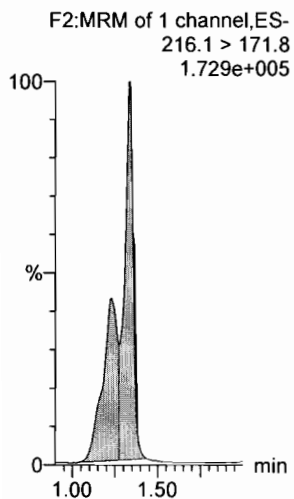
**PFHxA**



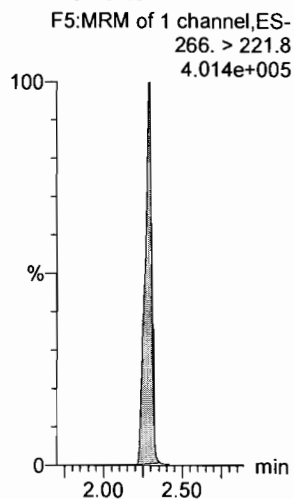
**PFPeS**



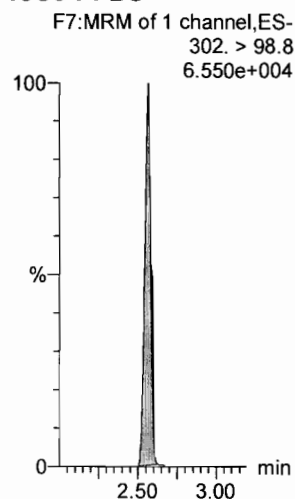
**13C3-PFBA**



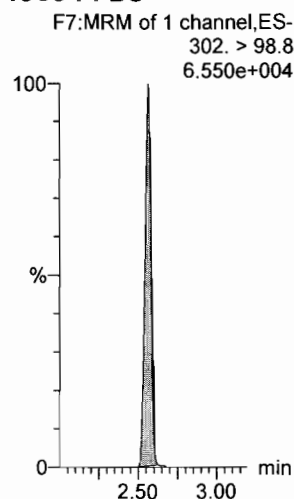
**13C3-PFPeA**



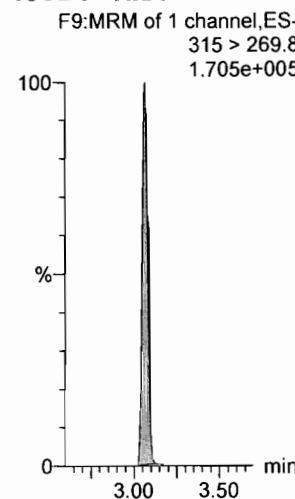
**13C3-PFBS**



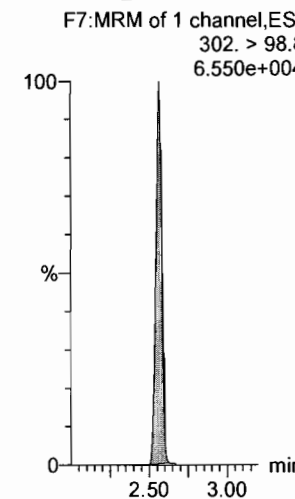
**13C3-PFBS**



**13C2-PFHxA**



**13C3-PFBS**



Dataset: F:\Projects\PFAS.PRO\Results\180218M1\180218M1-15.qld

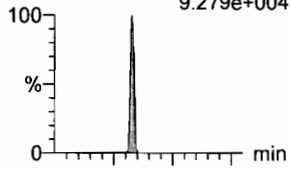
Last Altered: Sunday, February 18, 2018 17:11:30 Pacific Standard Time

Printed: Sunday, February 18, 2018 17:11:48 Pacific Standard Time

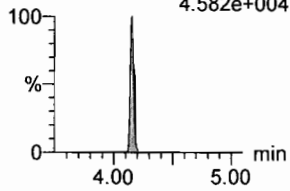
Name: 180218M1\_15, Date: 18-Feb-2018, Time: 16:28:57, ID: ICV180218M1-1 PFC ICV 18B0809, Description: PFC ICV 18B0809

**6:2 FTS**

F23:MRM of 2 channels,ES-  
427.1 > 407  
9.279e+004

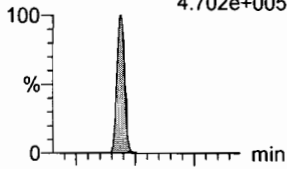


F23:MRM of 2 channels,ES-  
427.1 > 80  
4.582e+004

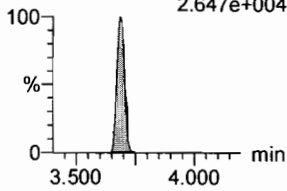


**PFHpA**

F15:MRM of 2 channels,ES-  
363.0 > 318.9  
4.702e+005

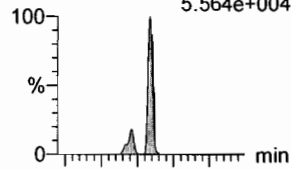


F15:MRM of 2 channels,ES-  
363.0 > 169.0  
2.647e+004

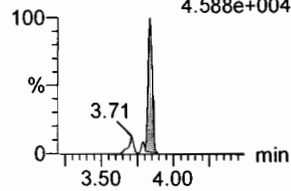


**L-PFHxS**

F17:MRM of 2 channels,ES-  
398.9 > 79.6  
5.564e+004

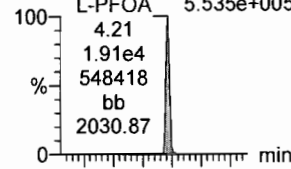


F17:MRM of 2 channels,ES-  
398.9 > 99.0  
4.588e+004

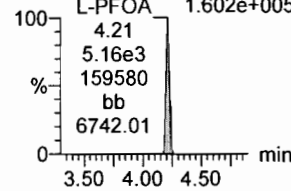


**L-PFOA**

F20:MRM of 2 channels,ES-  
413 > 368.7  
5.535e+005

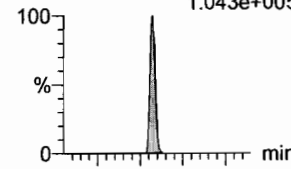


F20:MRM of 2 channels,ES-  
413 > 169  
1.602e+005

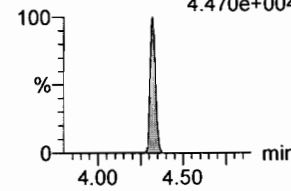


**PFHpS**

F25:MRM of 2 channels,ES-  
449 > 80.0  
1.043e+005

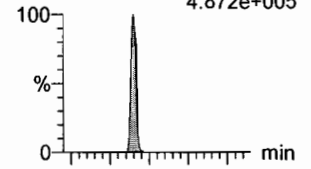


F25:MRM of 2 channels,ES-  
449 > 98.7  
4.470e+004

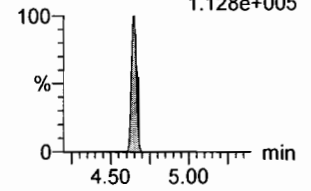


**PFNA**

F26:MRM of 2 channels,ES-  
463.0 > 418.8  
4.872e+005

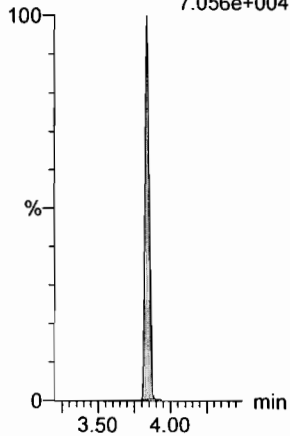


F26:MRM of 2 channels,ES-  
463.0 > 219.0  
1.128e+005



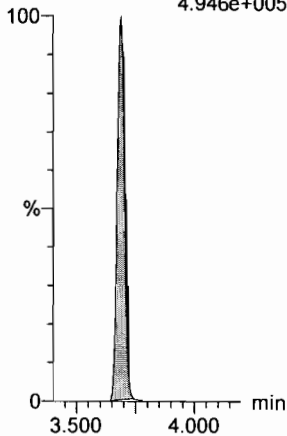
**18O2-PFHxS**

F19:MRM of 1 channel,ES-  
403.0 > 102.6  
7.056e+004



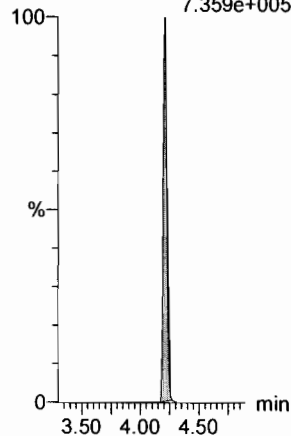
**13C4-PFHpA**

F16:MRM of 1 channel,ES-  
367.2 > 321.8  
4.946e+005



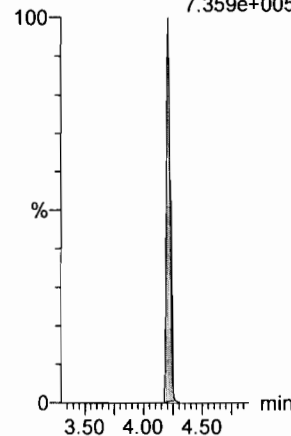
**13C2-PFOA**

F21:MRM of 1 channel,ES-  
414.9 > 369.7  
7.359e+005



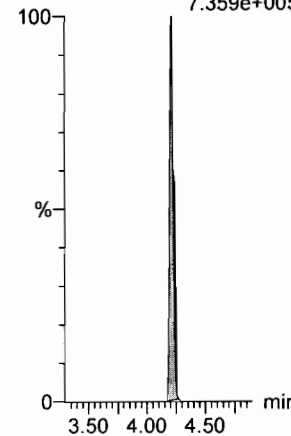
**13C2-PFOA**

F21:MRM of 1 channel,ES-  
414.9 > 369.7  
7.359e+005



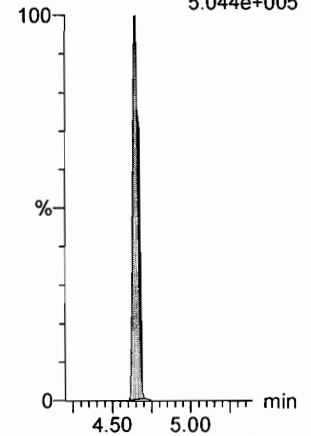
**13C2-PFOA**

F21:MRM of 1 channel,ES-  
414.9 > 369.7  
7.359e+005



**13C5-PFNA**

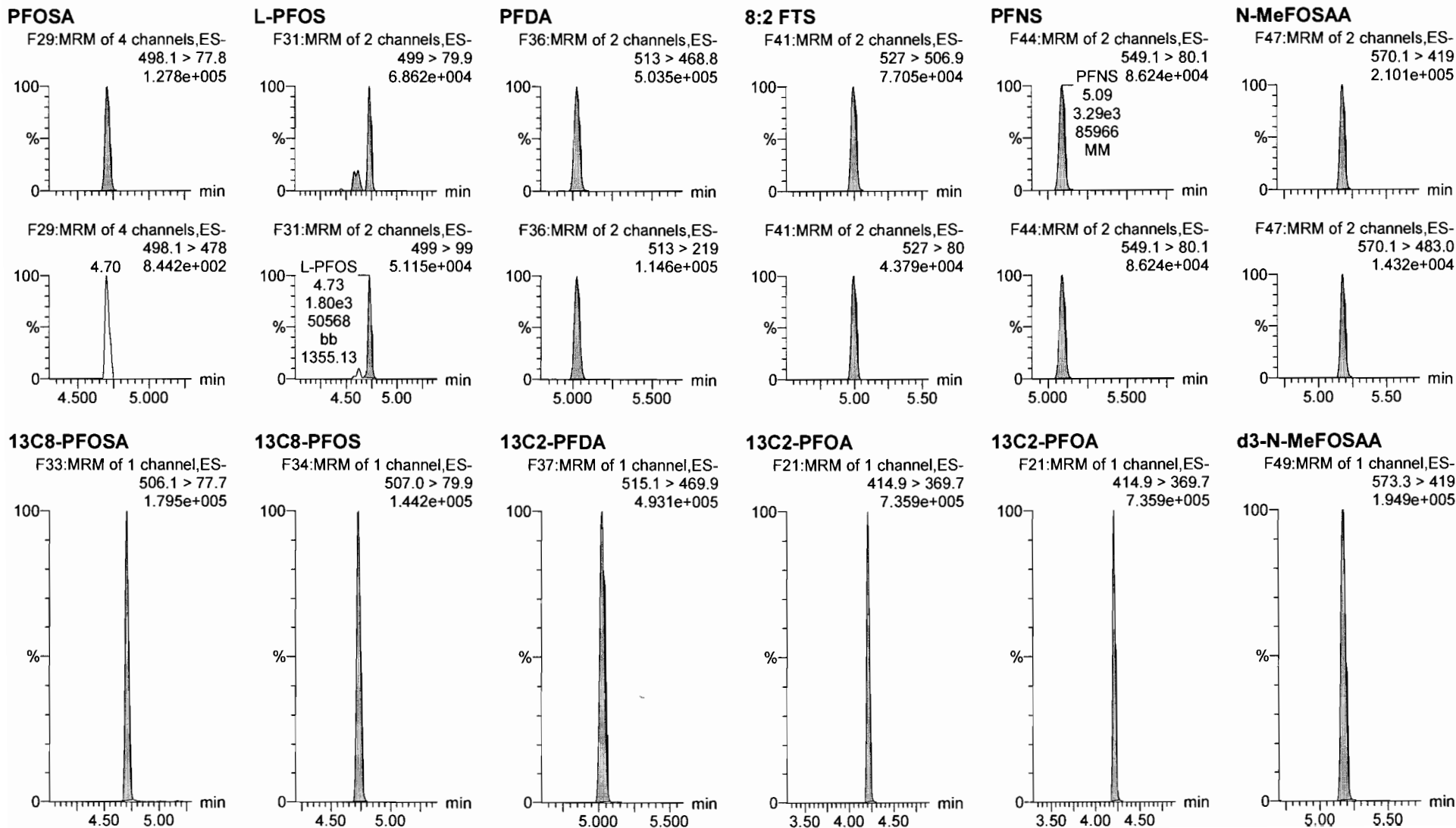
F27:MRM of 1 channel,ES-  
468.2 > 422.9  
5.044e+005



Dataset: F:\Projects\PFAS.PRO\Results\180218M1\180218M1-15.qld

Last Altered: Sunday, February 18, 2018 17:11:30 Pacific Standard Time  
Printed: Sunday, February 18, 2018 17:11:48 Pacific Standard Time

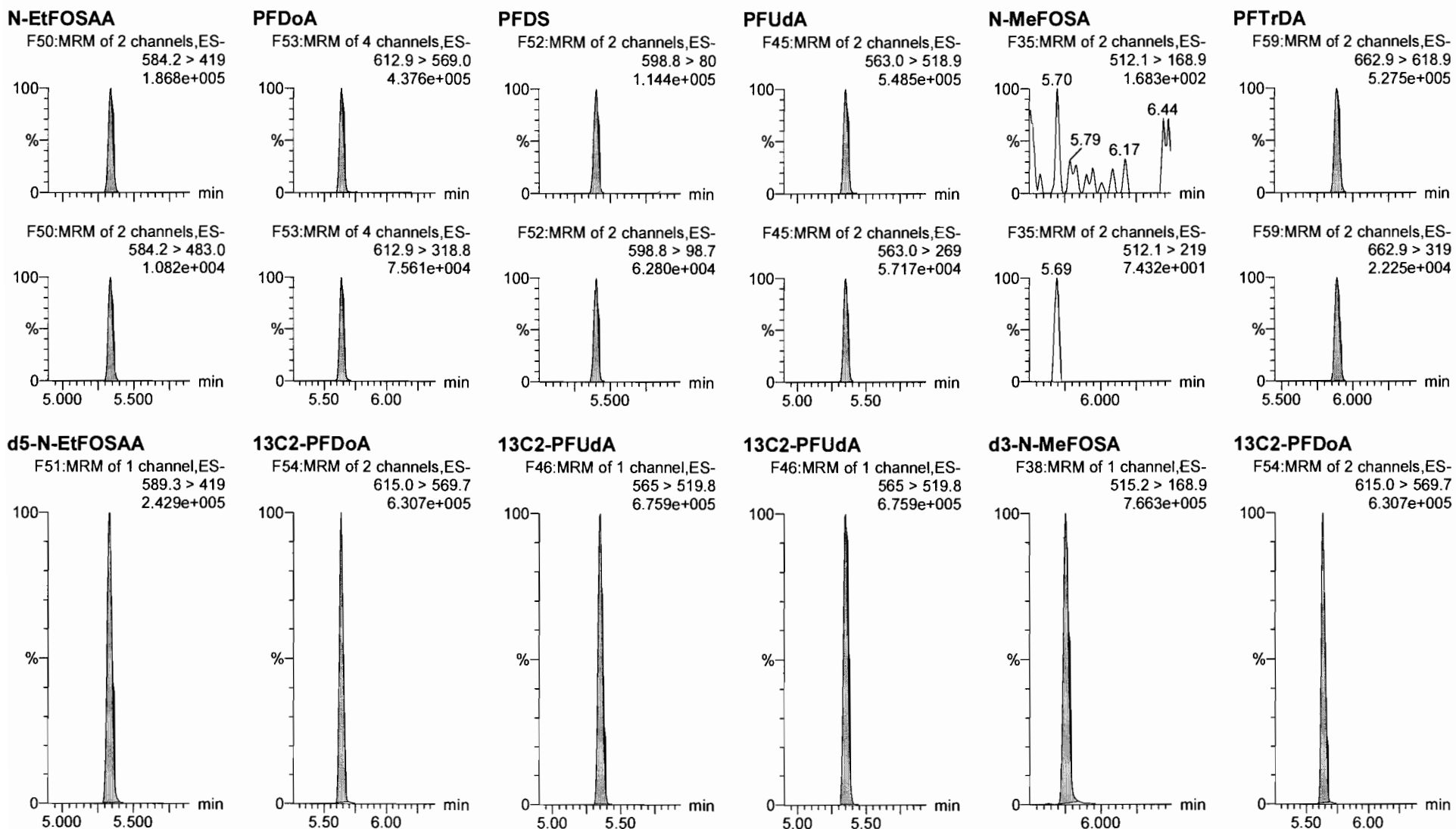
Name: 180218M1\_15, Date: 18-Feb-2018, Time: 16:28:57, ID: ICV180218M1-1 PFC ICV 18B0809, Description: PFC ICV 18B0809



Dataset: F:\Projects\PFAS.PRO\Results\180218M1\180218M1-15.qld

Last Altered: Sunday, February 18, 2018 17:11:30 Pacific Standard Time  
Printed: Sunday, February 18, 2018 17:11:48 Pacific Standard Time

Name: 180218M1\_15, Date: 18-Feb-2018, Time: 16:28:57, ID: ICV180218M1-1 PFC ICV 18B0809, Description: PFC ICV 18B0809



Dataset: F:\Projects\PFAS.PRO\Results\180218M1\180218M1-15.qld


Last Altered: Sunday, February 18, 2018 17:11:30 Pacific Standard Time

Printed: Sunday, February 18, 2018 17:11:48 Pacific Standard Time

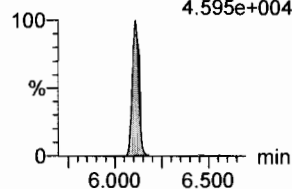
Name: 180218M1\_15, Date: 18-Feb-2018, Time: 16:28:57, ID: ICV180218M1-1 PFC ICV 18B0809, Description: PFC ICV 18B0809

**PFTeDA**

F60:MRM of 2 channels,ES-  
712.9 > 668.8  
4.070e+005

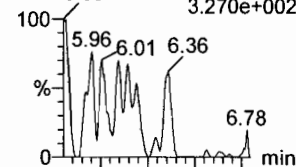


F60:MRM of 2 channels,ES-  
712.9 > 369  
4.595e+004

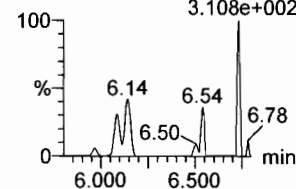


**N-EtFOSEA**

F40:MRM of 2 channels,ES-  
526.1 > 168.9  
3.270e+002

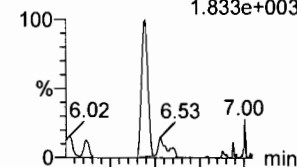


F40:MRM of 2 channels,ES-  
526.1 > 219  
3.108e+002

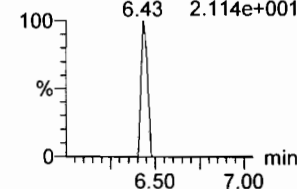


**PFHxDA**

F62:MRM of 2 channels,ES-  
813.1 > 768.6  
1.833e+003

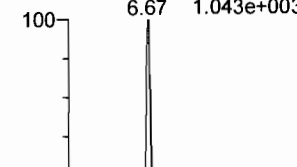


F62:MRM of 2 channels,ES-  
813.1 > 219  
2.114e+001

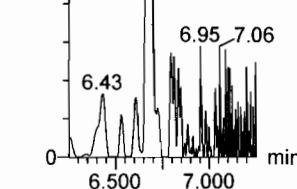


**PFODA**

F64:MRM of 1 channel,ES-  
913.1 > 868.8  
1.043e+003

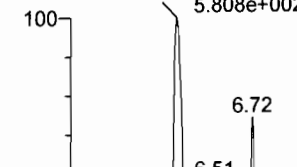


F64:MRM of 1 channel,ES-  
913.1 > 219  
1.043e+003

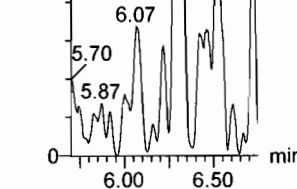


**N-MeFOSE**

F55:MRM of 1 channel,ES-  
616.1 > 58.9  
5.808e+002



F55:MRM of 1 channel,ES-  
616.1 > 58.9  
5.808e+002

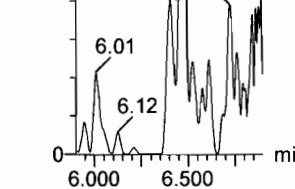


**N-EtFOSE**

F57:MRM of 1 channel,ES-  
630.1 > 58.9  
9.733e+002

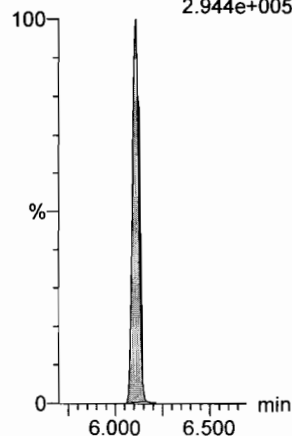


F57:MRM of 1 channel,ES-  
630.1 > 58.9  
9.733e+002



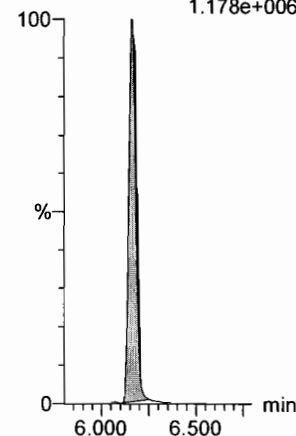
**13C2-PFTeDA**

F61:MRM of 2 channels,ES-  
714.8 > 669.6  
2.944e+005



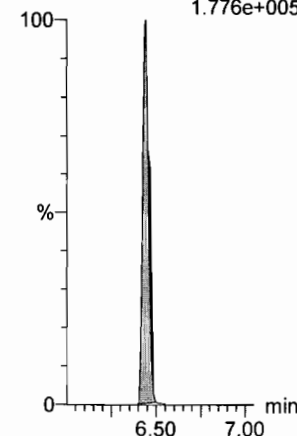
**d5-N-ETFOSEA**

F43:MRM of 1 channel,ES-  
531.1 > 168.9  
1.178e+006



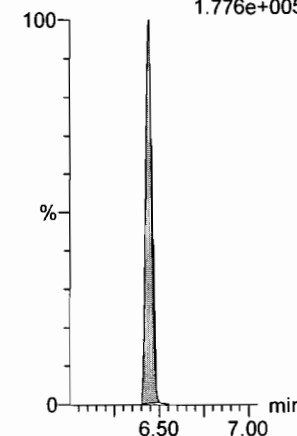
**13C2-PFHxDA**

F63:MRM of 1 channel,ES-  
815 > 769.7  
1.776e+005



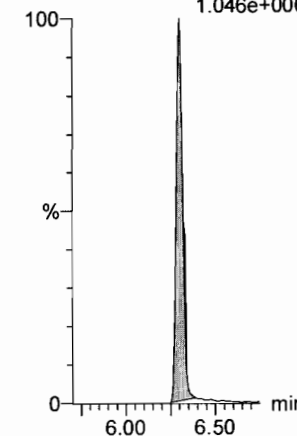
**13C2-PFHxDA**

F63:MRM of 1 channel,ES-  
815 > 769.7  
1.776e+005



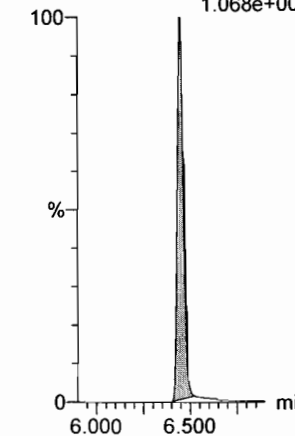
**d7-N-MeFOSE**

F56:MRM of 1 channel,ES-  
623.1 > 58.9  
1.046e+006



**d9-N-EtFOSE**

F58:MRM of 1 channel,ES-  
639.2 > 58.8  
1.068e+006



Dataset: F:\Projects\PFAS.PRO\Results\180218M1\180218M1-15.qld

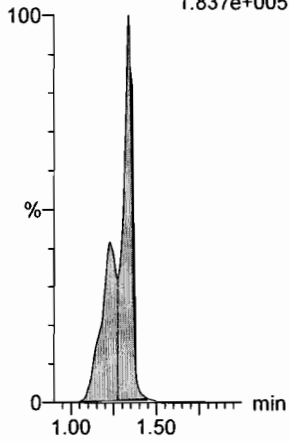
Last Altered: Sunday, February 18, 2018 17:11:30 Pacific Standard Time

Printed: Sunday, February 18, 2018 17:11:48 Pacific Standard Time

Name: 180218M1\_15, Date: 18-Feb-2018, Time: 16:28:57, ID: ICV180218M1-1 PFC ICV 18B0809, Description: PFC ICV 18B0809

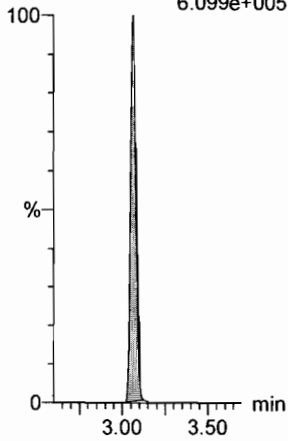
**13C4-PFBA**

F3:MRM of 1 channel,ES-  
217. > 171.8  
1.837e+005



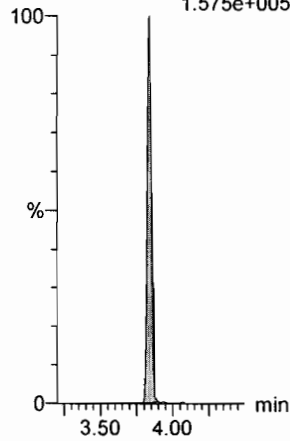
**13C5-PFHxA**

F10:MRM of 1 channel,ES-  
318 > 272.9  
6.099e+005



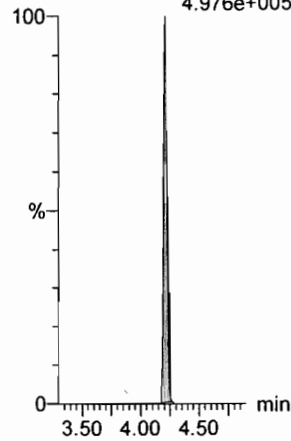
**13C3-PFHxS**

F18:MRM of 1 channel,ES-  
401.9 > 79.9  
1.575e+005



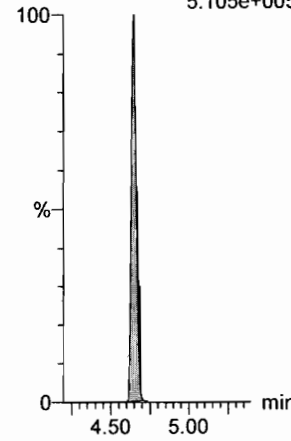
**13C8-PFOA**

F22:MRM of 1 channel,ES-  
421.3 > 376  
4.976e+005



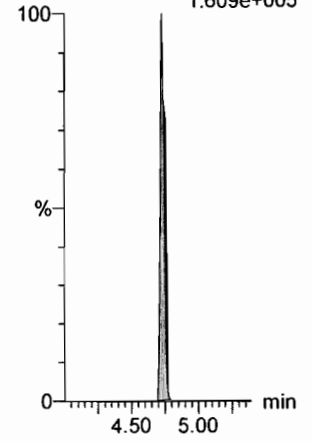
**13C9-PFNA**

F28:MRM of 1 channel,ES-  
472.2 > 426.9  
5.105e+005



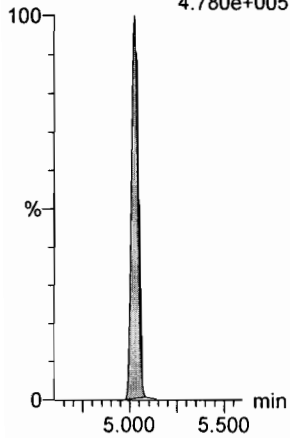
**13C4-PFOS**

F32:MRM of 1 channel,ES-  
503 > 79.9  
1.609e+005



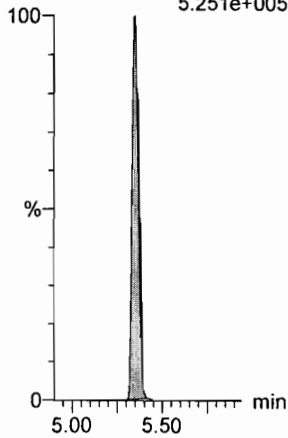
**13C6-PFDA**

F39:MRM of 1 channel,ES-  
519.1 > 473.7  
4.780e+005



**13C7-PFUdA**

F48:MRM of 1 channel,ES-  
570.1 > 524.8  
5.251e+005





Dataset: Untitled

Last Altered: Tuesday, February 20, 2018 08:36:18 Pacific Standard Time

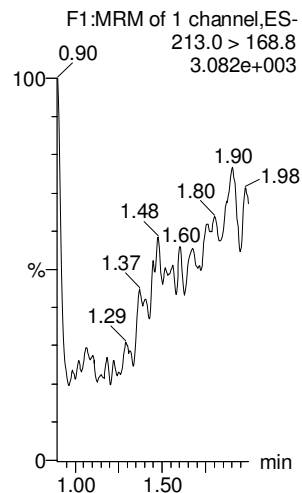
Printed: Tuesday, February 20, 2018 08:36:32 Pacific Standard Time

Method: F:\Projects\PFAS.PRO\MethDB\PFAS\_FULL\_80C\_021218.mdb 13 Feb 2018 09:04:36

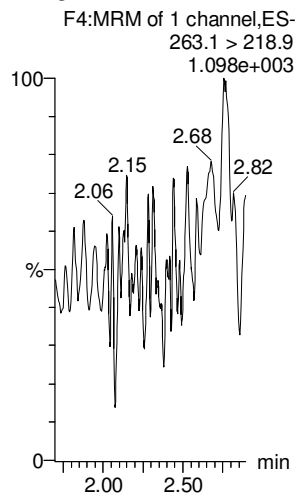
Calibration: F:\Projects\PFAS.PRO\CurveDB\C18\_VAL-PFAS\_Q4\_02-18-18-FULL.cdb 18 Feb 2018 17:06:20

Name: 180218M1\_14, Date: 18-Feb-2018, Time: 16:17:29, ID: IPA, Description: IPA

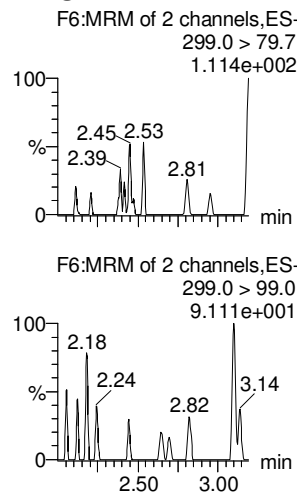
**PFBA**



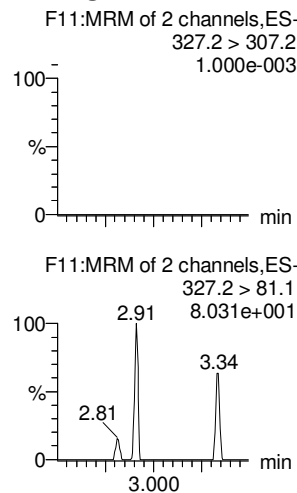
**PFPeA**



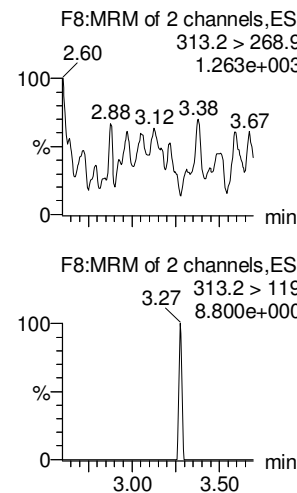
**PFBS**



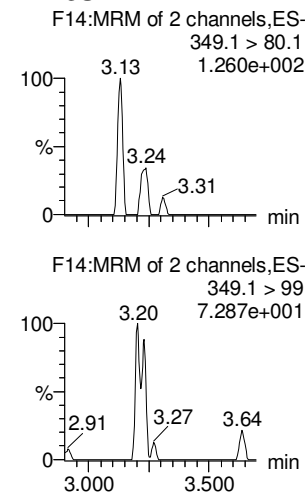
**4:2 FTS**



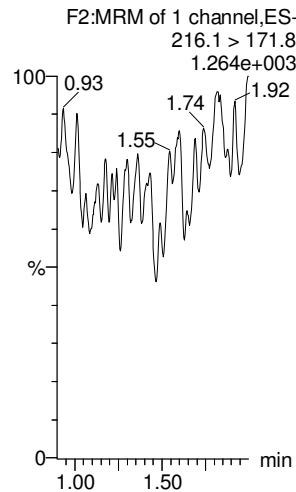
**PFHxA**



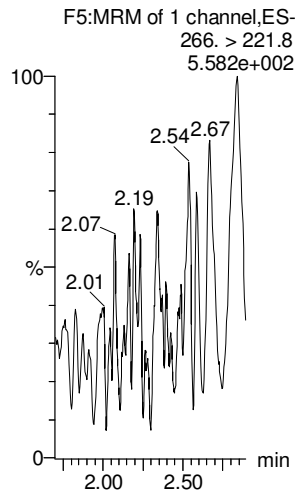
**PFPeS**



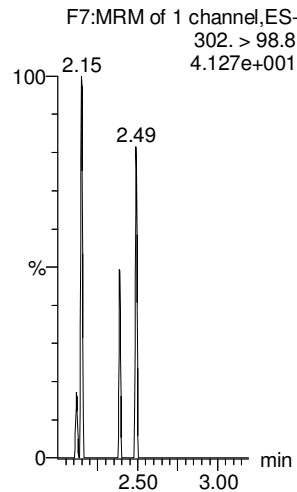
**13C3-PFBA**



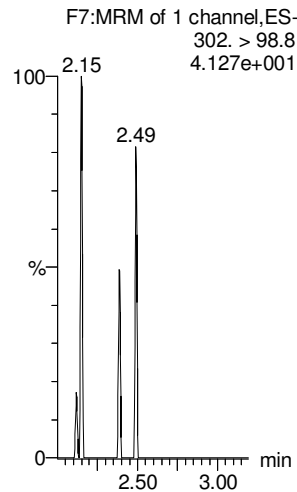
**13C3-PFPeA**



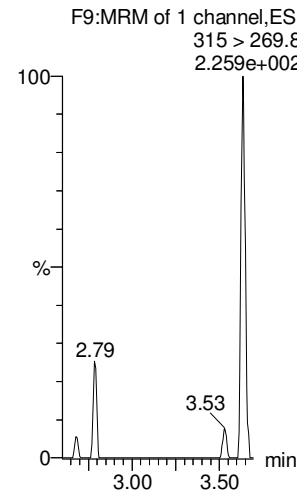
**13C3-PFBS**



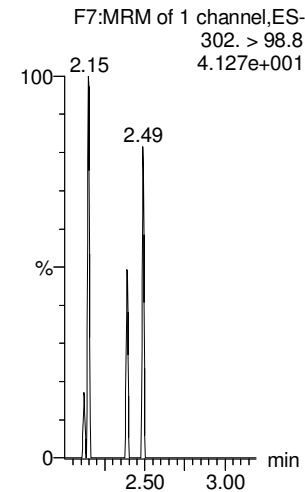
**13C3-PFBS**



**13C2-PFHxA**



**13C3-PFBS**



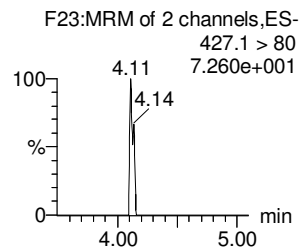
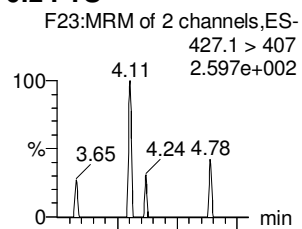
Dataset: Untitled

Last Altered: Tuesday, February 20, 2018 08:36:18 Pacific Standard Time

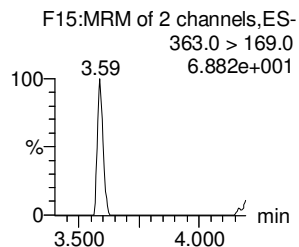
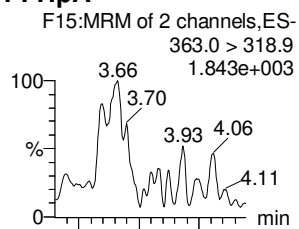
Printed: Tuesday, February 20, 2018 08:36:32 Pacific Standard Time

Name: 180218M1\_14, Date: 18-Feb-2018, Time: 16:17:29, ID: IPA, Description: IPA

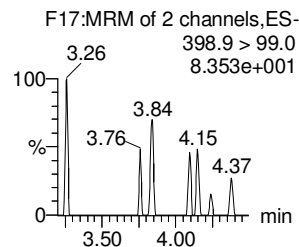
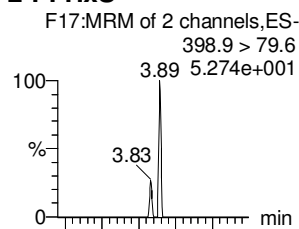
**6:2 FTS**



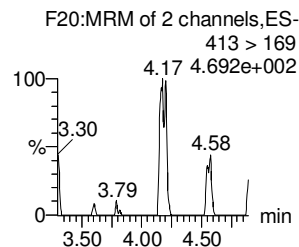
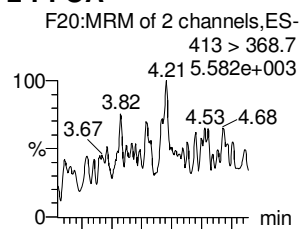
**PFHpA**



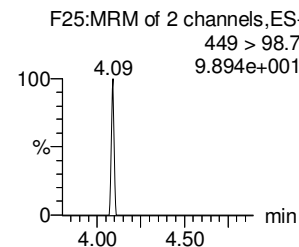
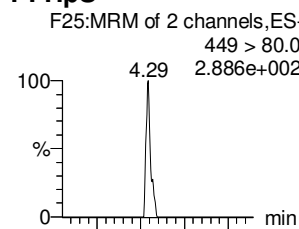
**L-PFHxS**



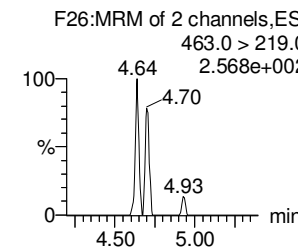
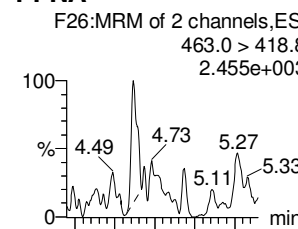
**L-PFOA**



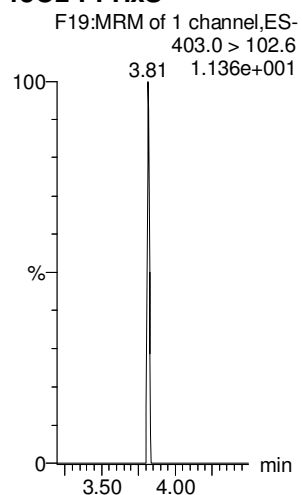
**PFHpS**



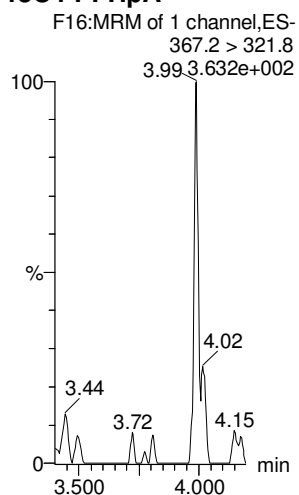
**PFNA**



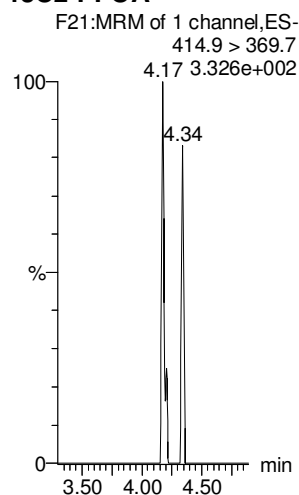
**18O2-PFHxS**



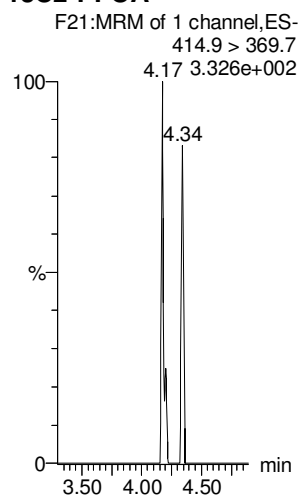
**13C4-PFHpA**



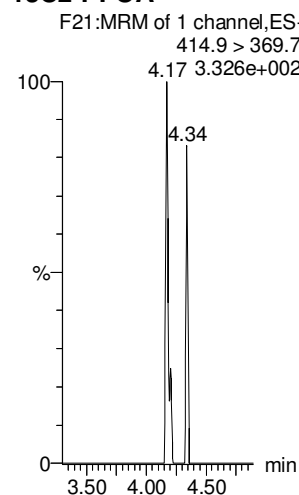
**13C2-PFOA**



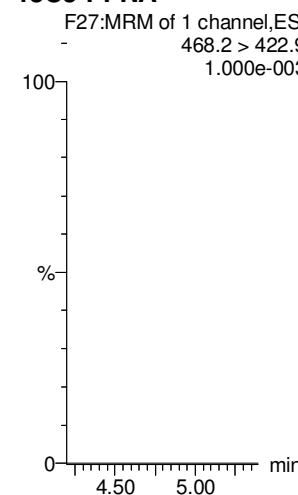
**13C2-PFOA**



**13C2-PFOA**



**13C5-PFNA**



Dataset: Untitled

Last Altered: Tuesday, February 20, 2018 08:36:18 Pacific Standard Time

Printed: Tuesday, February 20, 2018 08:36:32 Pacific Standard Time

Name: 180218M1\_14, Date: 18-Feb-2018, Time: 16:17:29, ID: IPA, Description: IPA

**PFOSA**

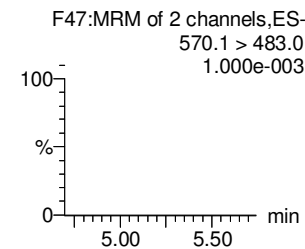
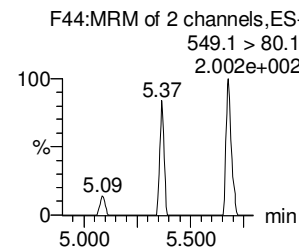
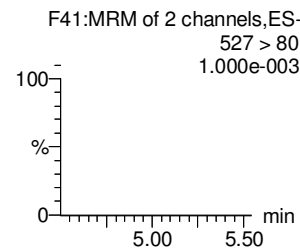
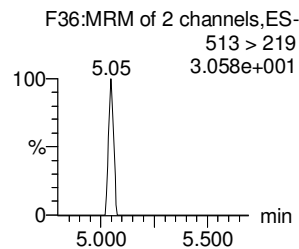
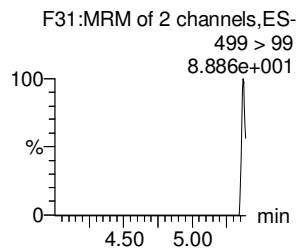
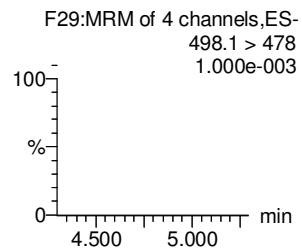
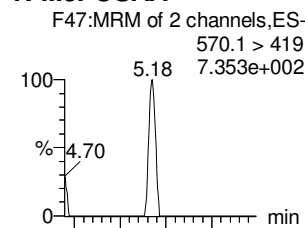
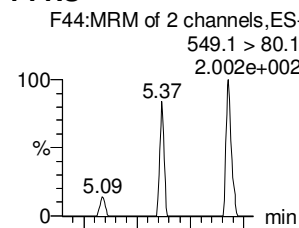
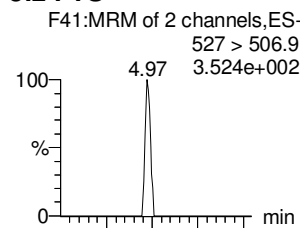
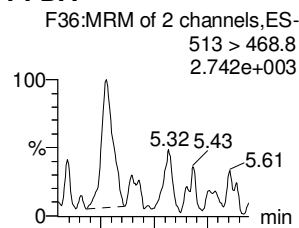
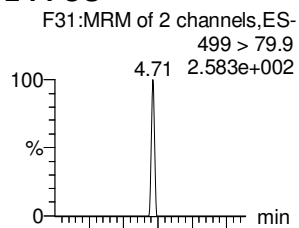
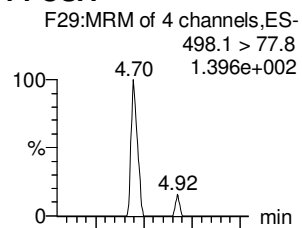
**L-PFOS**

**PFDA**

**8:2 FTS**

**PFNS**

**N-MeFOSAA**



**13C8-PFOA**

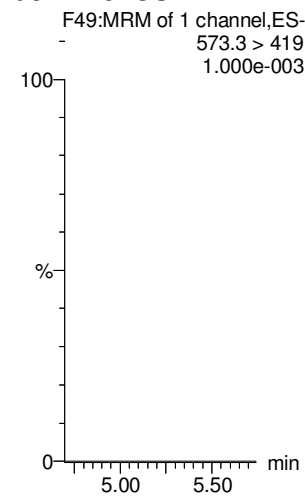
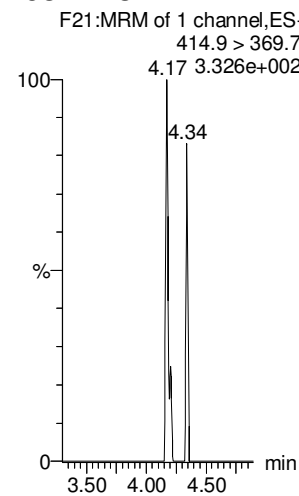
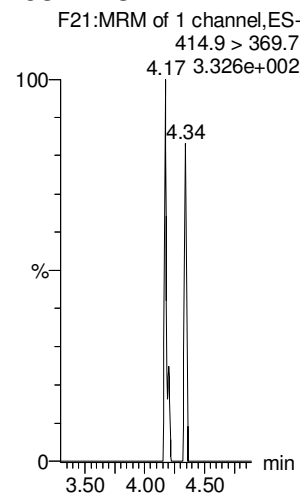
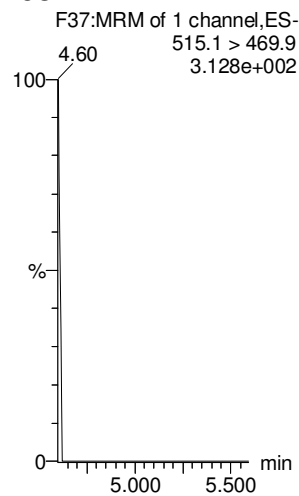
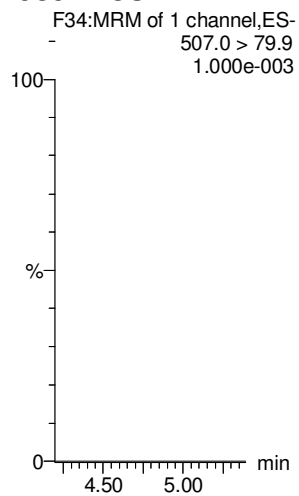
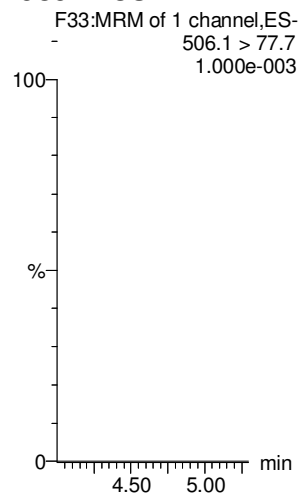
**13C8-PFOS**

**13C2-PFDA**

**13C2-PFOA**

**13C2-PFOA**

**d3-N-MeFOSAA**



Dataset: Untitled

Last Altered: Tuesday, February 20, 2018 08:36:18 Pacific Standard Time

Printed: Tuesday, February 20, 2018 08:36:32 Pacific Standard Time

Name: 180218M1\_14, Date: 18-Feb-2018, Time: 16:17:29, ID: IPA, Description: IPA

**N-EtFOSAA**

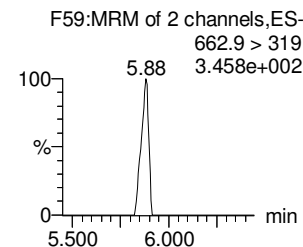
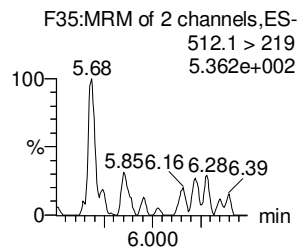
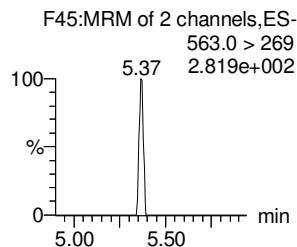
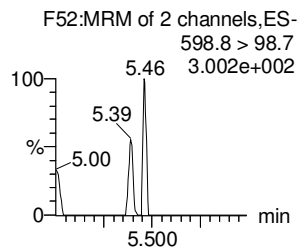
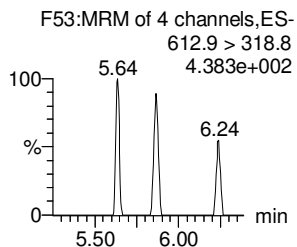
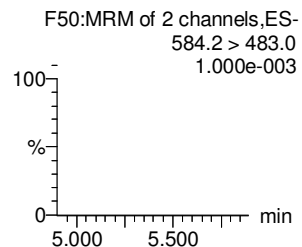
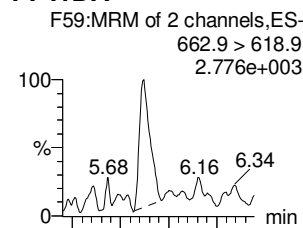
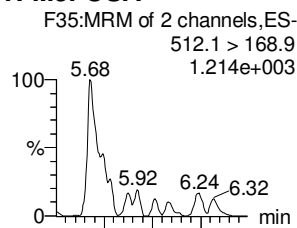
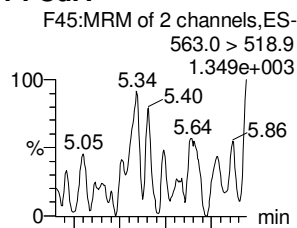
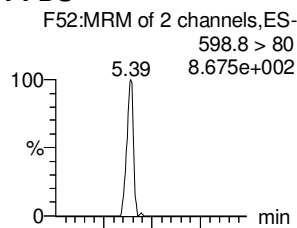
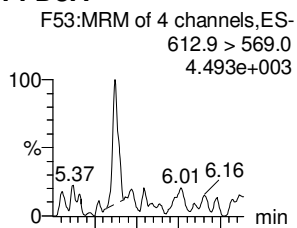
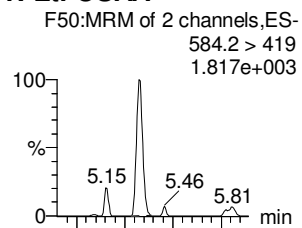
**PFDoA**

**PFDS**

**PFUdA**

**N-MeFOSA**

**PFTrDA**



**d5-N-EtFOSAA**

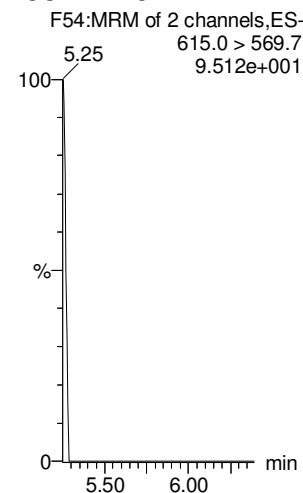
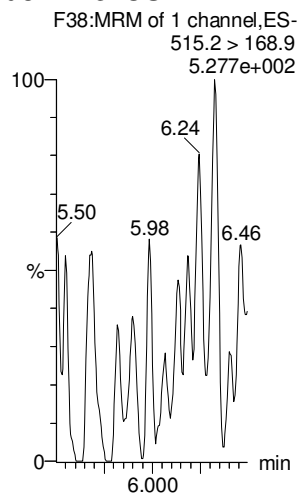
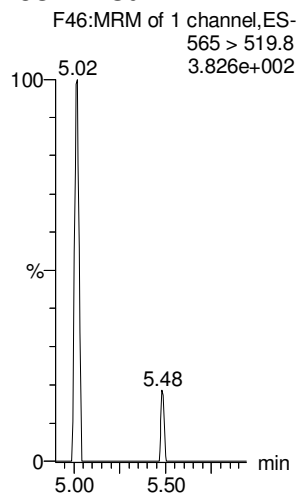
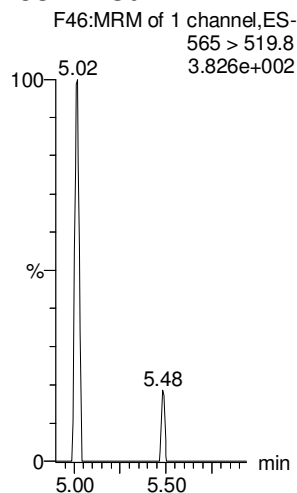
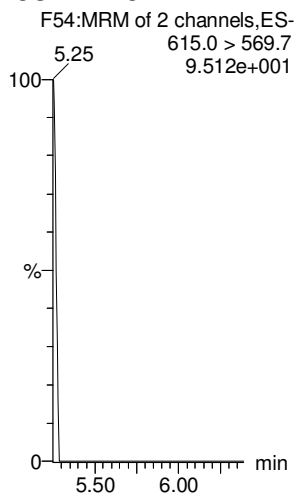
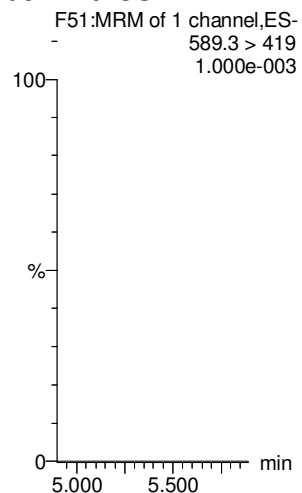
**13C2-PFDoA**

**13C2-PFUdA**

**13C2-PFUdA**

**d3-N-MeFOSA**

**13C2-PFDoA**



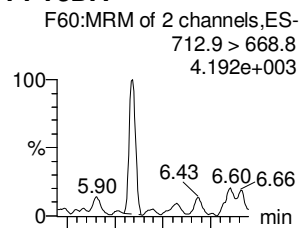
Dataset: Untitled

Last Altered: Tuesday, February 20, 2018 08:36:18 Pacific Standard Time

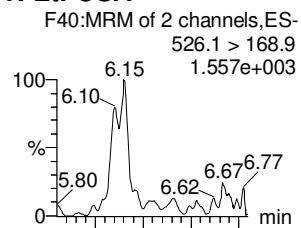
Printed: Tuesday, February 20, 2018 08:36:32 Pacific Standard Time

Name: 180218M1\_14, Date: 18-Feb-2018, Time: 16:17:29, ID: IPA, Description: IPA

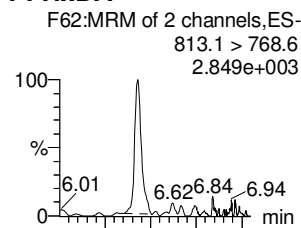
**PFTeDA**



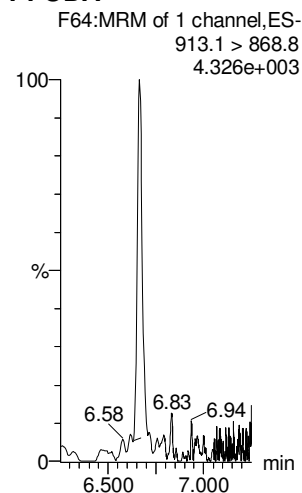
**N-EtFOSEA**



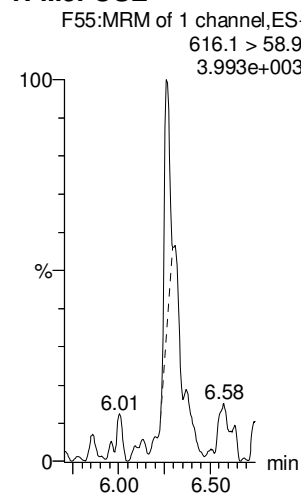
**PFHxDA**



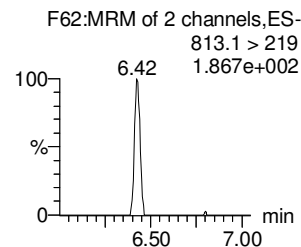
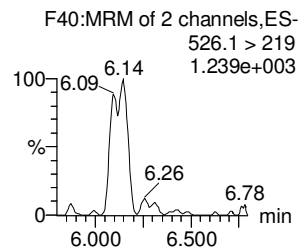
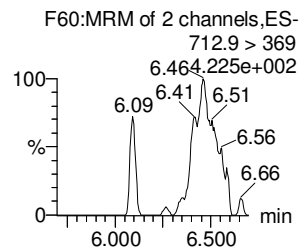
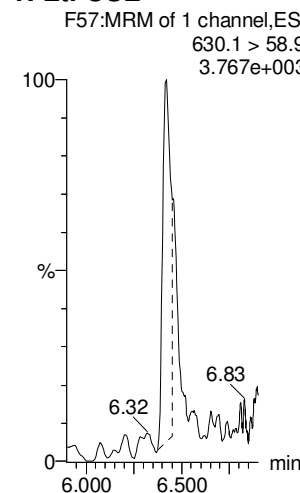
**PFODA**



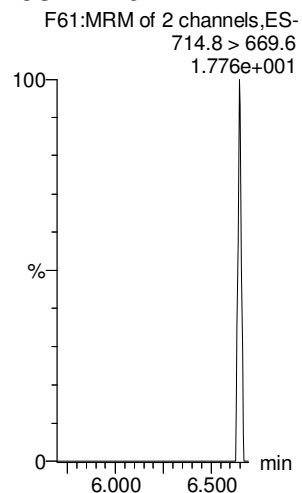
**N-MeFOSE**



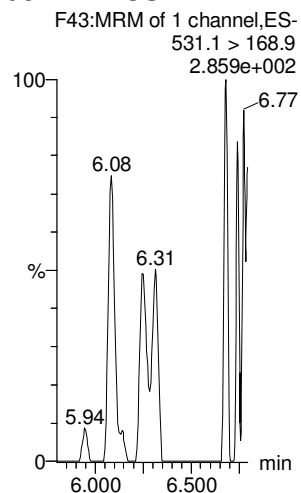
**N-EtFOSE**



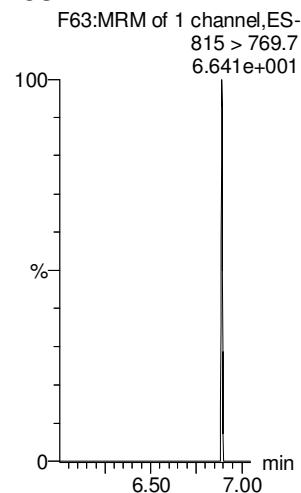
**13C2-PFTeDA**



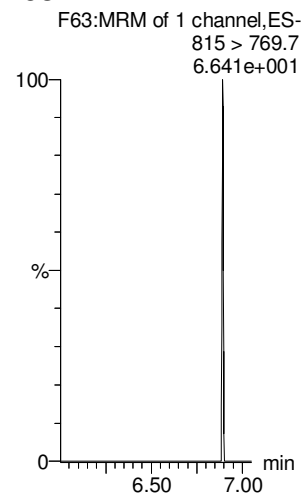
**d5-N-ETFOSEA**



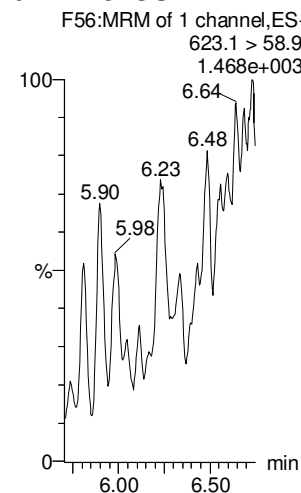
**13C2-PFHxDA**



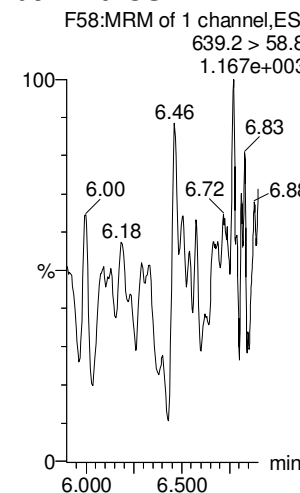
**13C2-PFHxDA**



**d7-N-MeFOSE**



**d9-N-EtFOSE**



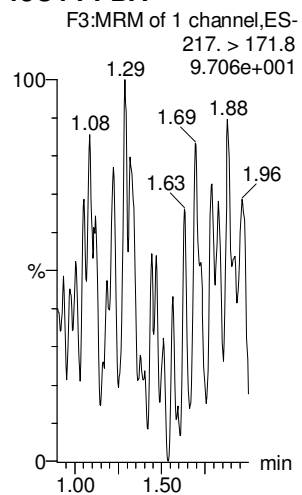
Dataset: Untitled

Last Altered: Tuesday, February 20, 2018 08:36:18 Pacific Standard Time

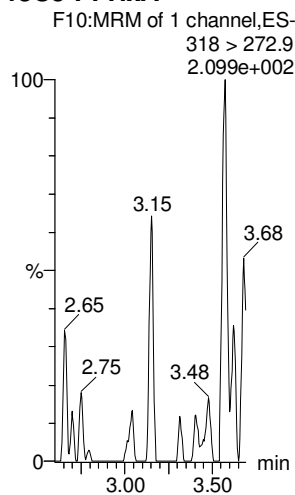
Printed: Tuesday, February 20, 2018 08:36:32 Pacific Standard Time

Name: 180218M1\_14, Date: 18-Feb-2018, Time: 16:17:29, ID: IPA, Description: IPA

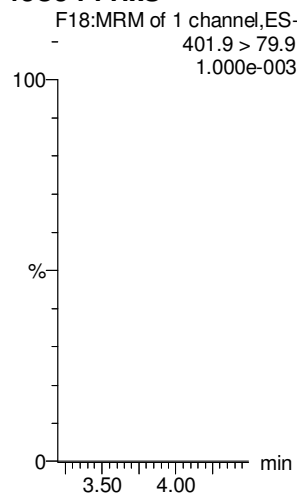
**13C4-PFBA**



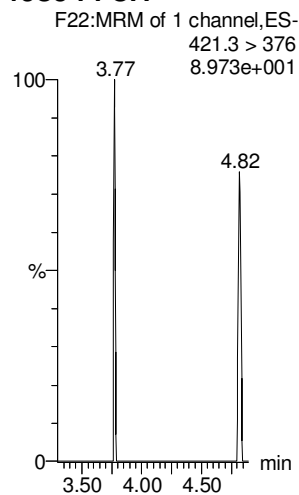
**13C5-PFHxA**



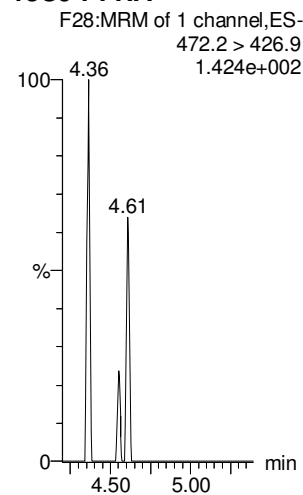
**13C3-PFHxS**



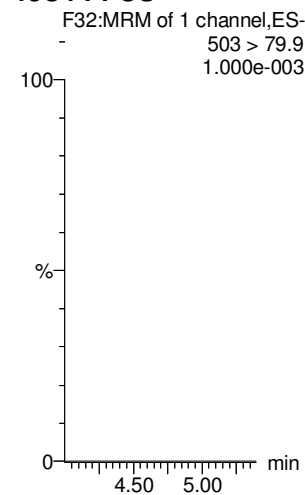
**13C8-PFOA**



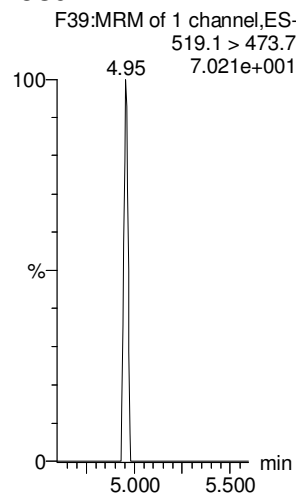
**13C9-PFNA**



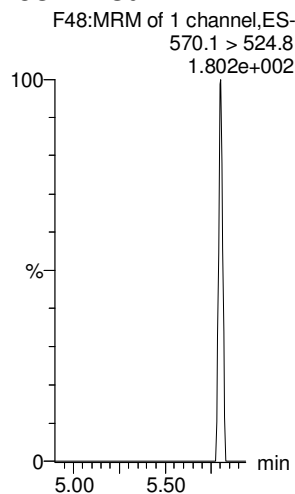
**13C4-PFOS**



**13C6-PFDA**



**13C7-PFUdA**











**DATA VALIDATION SUMMARY REPORT  
NAS WHIDBEY ISLAND, WASHINGTON**

Client: CH2M HILL, Inc., Corvallis, Oregon  
 SDG: 1800267  
 Laboratory: Vista Analytical Laboratory, El Dorado Hills, California  
 Site: NAS Whidbey Island, Ault Field, CTO-4041, Washington  
 Date: May 29, 2018

PFCs			
EDS ID	Client Sample ID	Laboratory Sample ID	Matrix
1	WI-AF-EB05-SO-0118	1800267-01	Water
2	WI-AF-FB-012018	1800267-02	Water
3	WI-AF-EB06-SO-0118	1800267-03	Water
4	WI-AF-FB-012218	1800267-04	Water
5*	WI-AF-FB-012318	1800267-05	Water
6	WI-AF-EB07-SO-0118	1800267-06	Water
7	WI-AF-FB-012418	1800267-07	Water
8	WI-AF-EB08-SO-0118	1800267-08	Water
9	WI-AF-EB09-SO-0118	1800267-09	Water
10	WI-AF-FB-012518	1800267-10	Water

\*Sample not received but listed on EOC

A full data validation was performed on the analytical data for five aqueous field blank samples and five aqueous equipment blank samples collected on January 20-25, 2018 by CH2M HILL at the NAS Whidbey Island Ault Field site in Washington. The samples were analyzed under the EPA Method "Determination of Selected Perfluorinated Alkyl Acids in Drinking Water by Solid Phase Extraction and Liquid Chromatography/Tandem Mass Spectrometry (LC/MS/MS)".

Specific method references are as follows:

Analysis  
PFCs

Method References  
USEPA Method 537 Modified

The data have been validated according to the protocols and quality control (QC) requirements of the analytical method, the Final Sampling and Analysis Plan Phase I Site Investigation for Per- and Polyfluoroalkyl Substances in Soil and Groundwater Ault Field, February 2018, and the USEPA National Functional Guidelines for Organic Data Review as follows:

- The USEPA "Contract Laboratories Program National Functional Guidelines for Organic Superfund Methods Data Review," January 2017;
- and the reviewer's professional judgment.

The following data quality indicators were reviewed for this report:

## ***Organics***

- Date Completeness, Case Narrative & Custody Documentation
- Holding times
- Liquid Chromatography/Mass Spectrometry (LC/MS) Tuning
- Initial and continuing calibration summaries
- Method blank and field QC blank contamination
- Matrix Spike/Matrix Spike Duplicate (MS/MSD) recoveries
- Laboratory Control Sample/Laboratory Control Sample Duplicate (LCS/LCSD) recoveries
- Internal standard area and retention time summary forms
- Target Compound Identification
- Compound Quantitation
- Field Duplicate sample precision

A full (Level IV) data validation was performed with this review including a recalculation of 10% of the detected results in the samples.

### **Data Usability Assessment**

There were no rejections of data.

Overall the data is acceptable for the intended purposes as qualified for the deficiencies detailed in this report.

Please note that any results qualified (U) due to blank contamination may be then qualified (J) due to another action. Therefore, the results may be qualified (UJ) due to the culmination of the blank contaminations and actions from other exceedances of QC criteria.

### **Perfluorinated Compounds (PFCs)**

#### **Data Completeness, Case Narrative & Custody Documentation**

- The case narrative and chain-of-custody documentation were included in the data package as required. All criteria were met.

### **Holding Times**

- All samples were extracted within 14 days for water samples and analyzed within 28 days except for the following.

EDS Sample ID	Date Collected	Date Extracted	# Days	Qualifier
1	1/20/18	2/8/18	19	J/UJ
2	1/20/18	2/8/18	19	J/UJ

EDS Sample ID	Date Collected	Date Extracted	# Days	Qualifier
3	1/22/18	2/8/18	17	J/UJ
4	1/22/18	2/8/18	17	J/UJ
6	1/23/18	2/8/18	16	J/UJ
7	1/24/18	2/8/18	15	J/UJ
8	1/24/18	2/8/18	15	J/UJ

### **LC/MS Tuning**

- All criteria were met.

### **Initial Calibration**

- All relative standard deviation (%RSD) and/or correlation coefficients criteria were met.

### **Continuing Calibration**

- All percent difference (%D) and RRF criteria were met.

### **Method Blank**

- The method blanks were free of contamination.

### **Field QC Blank**

- Field QC samples were free of contamination.

Blank ID	Compound	Conc. ng/L	Qualifier	Affected Samples
WI-AF-EB05-SO-0118	None - ND	-	-	-
WI-AF-FB-012018	PFHxS	1.12	None	Applies to Other Packages
WI-AF-EB06-SO-0118	None - ND	-	-	-
WI-AF-FB-012218	PFOA	0.936	None	Applies to Other Packages
WI-AF-EB07-SO-0118	PFOA	0.898	None	Applies to Other Packages
WI-AF-FB-012418	PFHxS	1.09	None	Applies to Other Packages
	PFOA	0.725	None	
WI-AF-EB08-SO-0118	None - ND	-	-	-
WI-AF-EB09-SO-0118	PFHxS	1.05	None	Applies to Other Packages
WI-AF-FB-012518	PFOA	0.862	None	Applies to Other Packages

### **Matrix Spike/Matrix Spike Duplicate (MS/MSD) Recoveries**

- MS/MSD samples were not analyzed.

### Laboratory Control Samples

- The LCS samples exhibited acceptable percent recoveries (%R) except for the following.

LCS ID	Compound	%R	Qualifier	Affected Samples
B8B0049-BS1	MeFOSAA	131%	None	All ND

### Internal Standard (IS) Area Performance

- All internal standards met response and retention time (RT) criteria except for the following.

EDS Sample ID	Internal Standard	%R	Qualifier	Affected Samples
7	d5-EtFOSAA	48.7%	None	See HT

### Target Compound Identification

- All mass spectra and quantitation criteria were met.


### Compound Quantitation

- All criteria were met.

### Field Duplicate Sample Precision

- Field duplicate samples were not collected.

Please contact the undersigned at (757) 564-0090 if you have any questions or need further information.

Signed:  Dated: 6/1/18  
Nancy Weaver  
Senior Chemist

Data Qualifier	Definition
U	The analyte was analyzed for, but was not detected above the level of the reported sample quantitation limit.
J	The analyte is an estimated quantity. The associated numerical value is the approximate concentration of the analyte in the sample.
NJ	The analysis has been "tentatively identified" or "presumptively" as present and the associated numerical value is the estimated concentration in the samples.
UJ	The analyte was analyzed for but was not detected. The reported quantitation limit is approximate and may be inaccurate or imprecise.
R	The data are unusable. The sample results are rejected due to serious deficiencies in meeting QC criteria. The analyte may or may not be present in the samples.



**Sample ID: W1-AF-EB05-SO-0118**

**Modified EPA Method 537**

<b>Client Data</b>		<b>Laboratory Data</b>	
Name: CH2M Hill	Matrix: Aqueous	Lab Sample: 1800267-01	Column: BEH C18
Project: NAS W1-AULT FIELD	Date Collected: 20-Jan-18 14:55	Date Received: 07-Feb-18 10:29	
Location: SB606			

Analyte	Conc. (ng/L)	DL	LOD	LOQ	Qualifiers	Batch	Extracted	Samp Size	Analyzed	Dilution
PFBS	ND	2.00	5.58	8.95		B8B0049	08-Feb-18	0.112 L	18-Feb-18 17:49	1
PFHxA	ND	2.44	5.58	8.95		B8B0049	08-Feb-18	0.112 L	18-Feb-18 17:49	1
PFHpA	ND	0.661	5.58	8.95		B8B0049	08-Feb-18	0.112 L	18-Feb-18 17:49	1
PFHxS	ND	1.06	5.58	8.95		B8B0049	08-Feb-18	0.112 L	18-Feb-18 17:49	1
PFOA	ND	0.728	5.58	8.95		B8B0049	08-Feb-18	0.112 L	18-Feb-18 17:49	1
PFOS	ND	0.903	5.58	8.95		B8B0049	08-Feb-18	0.112 L	18-Feb-18 17:49	1
PFNA	ND	0.906	5.58	8.95		B8B0049	08-Feb-18	0.112 L	18-Feb-18 17:49	1
PFDA	ND	1.67	5.58	8.95		B8B0049	08-Feb-18	0.112 L	18-Feb-18 17:49	1
MeFOSAA	ND	1.85	5.58	8.95		B8B0049	08-Feb-18	0.112 L	18-Feb-18 17:49	1
PFUnA	ND	1.17	5.58	8.95		B8B0049	08-Feb-18	0.112 L	18-Feb-18 17:49	1
EtFOSAA	ND	1.53	5.58	8.95		B8B0049	08-Feb-18	0.112 L	18-Feb-18 17:49	1
PFDoA	ND	0.886	5.58	8.95		B8B0049	08-Feb-18	0.112 L	18-Feb-18 17:49	1
PFTtDA	ND	0.552	5.58	8.95		B8B0049	08-Feb-18	0.112 L	18-Feb-18 17:49	1
PFTeDA	ND	0.844	5.58	8.95		B8B0049	08-Feb-18	0.112 L	18-Feb-18 17:49	1
<b>Labeled Standards</b>	<b>% Recovery</b>	<b>Limits</b>	<b>Qualifiers</b>	<b>Batch</b>	<b>Extracted</b>	<b>Samp Size</b>	<b>Analyzed</b>	<b>Dilution</b>		
13C3-PFBS	102	50 - 150		B8B0049	08-Feb-18	0.112 L	18-Feb-18 17:49	1		
13C2-PFHxA	85.5	50 - 150		B8B0049	08-Feb-18	0.112 L	18-Feb-18 17:49	1		
13C4-PFHpA	84.7	50 - 150		B8B0049	08-Feb-18	0.112 L	18-Feb-18 17:49	1		
18O2-PFHxS	85.8	50 - 150		B8B0049	08-Feb-18	0.112 L	18-Feb-18 17:49	1		
13C2-PFOA	85.6	50 - 150		B8B0049	08-Feb-18	0.112 L	18-Feb-18 17:49	1		
13C8-PFOS	85.6	50 - 150		B8B0049	08-Feb-18	0.112 L	18-Feb-18 17:49	1		
13C5-PFNA	90.9	50 - 150		B8B0049	08-Feb-18	0.112 L	18-Feb-18 17:49	1		
13C2-PFDA	63.2	50 - 150		B8B0049	08-Feb-18	0.112 L	18-Feb-18 17:49	1		
d3-MeFOSAA	53.1	50 - 150		B8B0049	08-Feb-18	0.112 L	18-Feb-18 17:49	1		
13C2-PFUnA	62.8	50 - 150		B8B0049	08-Feb-18	0.112 L	18-Feb-18 17:49	1		
d5-EtFOSAA	60.5	50 - 150		B8B0049	08-Feb-18	0.112 L	18-Feb-18 17:49	1		
13C2-PFDoA	62.6	50 - 150		B8B0049	08-Feb-18	0.112 L	18-Feb-18 17:49	1		
13C2-PFTeDA	99.0	50 - 150		B8B0049	08-Feb-18	0.112 L	18-Feb-18 17:49	1		

DL - Detection Limit  
 LOD - Limit of Detection  
 LOQ - Limit of Quantitation

LCL-UCL - Lower control limit - upper control limit  
 Results reported to the DL

When reported, PFHxS, PFOA and PFOS include both linear and branched isomers  
 Only the linear isomer is reported for all other analytes

HT

WJ

new 5/29/18



**Sample ID: WI-AF-FB-012018**

**Modified EPA Method 537**

<b>Client Data</b>		<b>Laboratory Data</b>	
Name: CH2M Hill	Matrix: Aqueous	Lab Sample: 1800267-02	Column: BEH C18
Project: NAS W1-AULT FIELD	Date Collected: 20-Jan-18 15:15	Date Received: 07-Feb-18 10:29	
Location: SB606			

Analyte	Conc. (ng/L)	DL	LOD	LOQ	Qualifiers	Batch	Extracted	Samp Size	Analyzed	Dilution
PFBS	ND <i>u3</i>	1.92	5.34	8.57		B8B0049	08-Feb-18	0.117 L	18-Feb-18 18:01	1
PFHxA	ND	2.34	5.34	8.57		B8B0049	08-Feb-18	0.117 L	18-Feb-18 18:01	1
PFHpA	ND	0.633	5.34	8.57		B8B0049	08-Feb-18	0.117 L	18-Feb-18 18:01	1
PFHxS	1.12 <i>J</i>	1.01	5.34	8.57		B8B0049	08-Feb-18	0.117 L	18-Feb-18 18:01	1
PFOA	ND <i>u3</i>	0.697	5.34	8.57		B8B0049	08-Feb-18	0.117 L	18-Feb-18 18:01	1
PFOS	ND	0.864	5.34	8.57		B8B0049	08-Feb-18	0.117 L	18-Feb-18 18:01	1
PFNA	ND	0.868	5.34	8.57		B8B0049	08-Feb-18	0.117 L	18-Feb-18 18:01	1
PFDA	ND	1.60	5.34	8.57		B8B0049	08-Feb-18	0.117 L	18-Feb-18 18:01	1
MeFOSAA	ND	1.77	5.34	8.57		B8B0049	08-Feb-18	0.117 L	18-Feb-18 18:01	1
PFUnA	ND	1.12	5.34	8.57		B8B0049	08-Feb-18	0.117 L	18-Feb-18 18:01	1
EtFOSAA	ND	1.47	5.34	8.57		B8B0049	08-Feb-18	0.117 L	18-Feb-18 18:01	1
PFDoA	ND	0.848	5.34	8.57		B8B0049	08-Feb-18	0.117 L	18-Feb-18 18:01	1
PFTrDA	ND	0.529	5.34	8.57		B8B0049	08-Feb-18	0.117 L	18-Feb-18 18:01	1
PFTeDA	ND	0.809	5.34	8.57		B8B0049	08-Feb-18	0.117 L	18-Feb-18 18:01	1
<b>Labeled Standards</b>	<b>% Recovery</b>	<b>Limits</b>	<b>Limits</b>	<b>Qualifiers</b>	<b>Batch</b>	<b>Extracted</b>	<b>Samp Size</b>	<b>Analyzed</b>	<b>Dilution</b>	
13C3-PFBs	104	50 - 150	50 - 150		B8B0049	08-Feb-18	0.117 L	18-Feb-18 18:01	1	
13C2-PFHxA	85.8	50 - 150	50 - 150		B8B0049	08-Feb-18	0.117 L	18-Feb-18 18:01	1	
13C4-PFHpA	91.6	50 - 150	50 - 150		B8B0049	08-Feb-18	0.117 L	18-Feb-18 18:01	1	
18O2-PFHxS	90.7	50 - 150	50 - 150		B8B0049	08-Feb-18	0.117 L	18-Feb-18 18:01	1	
13C2-PFOA	87.2	50 - 150	50 - 150		B8B0049	08-Feb-18	0.117 L	18-Feb-18 18:01	1	
13C8-PFOS	90.5	50 - 150	50 - 150		B8B0049	08-Feb-18	0.117 L	18-Feb-18 18:01	1	
13C5-PFNA	72.0	50 - 150	50 - 150		B8B0049	08-Feb-18	0.117 L	18-Feb-18 18:01	1	
13C2-PFDA	60.7	50 - 150	50 - 150		B8B0049	08-Feb-18	0.117 L	18-Feb-18 18:01	1	
d3-MeFOSAA	57.2	50 - 150	50 - 150		B8B0049	08-Feb-18	0.117 L	18-Feb-18 18:01	1	
13C2-PFUnA	53.4	50 - 150	50 - 150		B8B0049	08-Feb-18	0.117 L	18-Feb-18 18:01	1	
d5-EtFOSAA	59.5	50 - 150	50 - 150		B8B0049	08-Feb-18	0.117 L	18-Feb-18 18:01	1	
13C2-PFDoA	83.6	50 - 150	50 - 150		B8B0049	08-Feb-18	0.117 L	18-Feb-18 18:01	1	
13C2-PFTeDA	96.5	50 - 150	50 - 150		B8B0049	08-Feb-18	0.117 L	18-Feb-18 18:01	1	

DL - Detection Limit  
 LOD - Limit of Detection  
 LOQ - Limit of Quantitation  
 LCL-UCL - Lower control limit - upper control limit  
 Results reported to the DL  
 When reported, PFHxS, PFOA and PFOS include both linear and branched isomers  
 Only the linear isomer is reported for all other analytes

*HT* →

*u3 5/29/18*

**Sample ID: WI-AF-EB06-SO-0118**

**Modified EPA Method 537**

<b>Client Data</b>		<b>Laboratory Data</b>	
Name: CH2M Hill	Matrix: Aqueous	Lab Sample: 1800267-03	Column: BEH C 18
Project: NAS W1-AULT FIELD	Date Collected: 22-Jan-18 10:05	Date Received: 07-Feb-18 10:29	
Location: SB605			

Analyte	Conc. (ng/L)	DL	LOD	LOQ	Qualifiers	Batch	Extracted	Samp Size	Analyzed	Dilution
PFBS	ND	1.85	5.17	8.25		B8B0049	08-Feb-18	0.121 L	18-Feb-18 18:12	1
PFHxA	ND	2.25	5.17	8.25		B8B0049	08-Feb-18	0.121 L	18-Feb-18 18:12	1
PFHpA	ND	0.610	5.17	8.25		B8B0049	08-Feb-18	0.121 L	18-Feb-18 18:12	1
PFHxS	ND	0.977	5.17	8.25		B8B0049	08-Feb-18	0.121 L	18-Feb-18 18:12	1
PFOA	ND	0.671	5.17	8.25		B8B0049	08-Feb-18	0.121 L	18-Feb-18 18:12	1
PFOS	ND	0.832	5.17	8.25		B8B0049	08-Feb-18	0.121 L	18-Feb-18 18:12	1
PFNA	ND	0.835	5.17	8.25		B8B0049	08-Feb-18	0.121 L	18-Feb-18 18:12	1
PFDA	ND	1.54	5.17	8.25		B8B0049	08-Feb-18	0.121 L	18-Feb-18 18:12	1
MeFOSAA	ND	1.70	5.17	8.25		B8B0049	08-Feb-18	0.121 L	18-Feb-18 18:12	1
PFUnA	ND	1.08	5.17	8.25		B8B0049	08-Feb-18	0.121 L	18-Feb-18 18:12	1
EtFOSAA	ND	1.41	5.17	8.25		B8B0049	08-Feb-18	0.121 L	18-Feb-18 18:12	1
PFDoA	ND	0.817	5.17	8.25		B8B0049	08-Feb-18	0.121 L	18-Feb-18 18:12	1
PFTTrDA	ND	0.510	5.17	8.25		B8B0049	08-Feb-18	0.121 L	18-Feb-18 18:12	1
PFTeDA	ND	0.779	5.17	8.25		B8B0049	08-Feb-18	0.121 L	18-Feb-18 18:12	1
<b>Labeled Standards</b>	<b>% Recovery</b>		<b>Limits</b>		<b>Qualifiers</b>	<b>Batch</b>	<b>Extracted</b>	<b>Samp Size</b>	<b>Analyzed</b>	<b>Dilution</b>
13C3-PFBS	101		50 - 150			B8B0049	08-Feb-18	0.121 L	18-Feb-18 18:12	1
13C2-PFHxA	89.8		50 - 150			B8B0049	08-Feb-18	0.121 L	18-Feb-18 18:12	1
13C4-PFHpA	96.5		50 - 150			B8B0049	08-Feb-18	0.121 L	18-Feb-18 18:12	1
18O2-PFHxS	88.4		50 - 150			B8B0049	08-Feb-18	0.121 L	18-Feb-18 18:12	1
13C2-PFOA	69.6		50 - 150			B8B0049	08-Feb-18	0.121 L	18-Feb-18 18:12	1
13C8-PFOS	90.9		50 - 150			B8B0049	08-Feb-18	0.121 L	18-Feb-18 18:12	1
13C5-PFNA	76.6		50 - 150			B8B0049	08-Feb-18	0.121 L	18-Feb-18 18:12	1
13C2-PFDA	69.9		50 - 150			B8B0049	08-Feb-18	0.121 L	18-Feb-18 18:12	1
d3-MeFOSAA	69.8		50 - 150			B8B0049	08-Feb-18	0.121 L	18-Feb-18 18:12	1
13C2-PFUnA	80.8		50 - 150			B8B0049	08-Feb-18	0.121 L	18-Feb-18 18:12	1
d5-EtFOSAA	70.7		50 - 150			B8B0049	08-Feb-18	0.121 L	18-Feb-18 18:12	1
13C2-PFDoA	93.1		50 - 150			B8B0049	08-Feb-18	0.121 L	18-Feb-18 18:12	1
13C2-PFTeDA	86.5		50 - 150			B8B0049	08-Feb-18	0.121 L	18-Feb-18 18:12	1

DL - Detection Limit  
 LOD - Limit of Detection  
 LOQ - Limit of quantitation

LCL-UCL - Lower control limit - upper control limit  
 Results reported to the DL

When reported, PFHxS, PFOA and PFOS include both linear and branched isomers  
 Only the linear isomer is reported for all other analytes

HT

new 5/29/18

Sample ID: WI-AF-FB-012218

Modified EPA Method 537

<b>Client Data</b>		<b>Laboratory Data</b>	
Name: CH2M Hill	Matrix: Aqueous	Lab Sample: 1800267-04	Column: BEH C18
Project: NAS WI-AULT FIELD	Date Collected: 22-Jan-18 10:10	Date Received: 07-Feb-18 10:29	
Location: SB605			

Analyte	Conc. (ng/L)	DL	LOD	LOQ	Qualifiers	Batch	Extracted	Samp Size	Analyzed	Dilution
PFBS	ND	1.92	5.34	8.57		B8B0049	08-Feb-18	0.117 L	18-Feb-18 18:24	1
PFHxA	ND	2.34	5.34	8.57		B8B0049	08-Feb-18	0.117 L	18-Feb-18 18:24	1
PFHpA	ND	0.633	5.34	8.57		B8B0049	08-Feb-18	0.117 L	18-Feb-18 18:24	1
PFHxS	ND	1.01	5.34	8.57		B8B0049	08-Feb-18	0.117 L	18-Feb-18 18:24	1
PFOA	0.936	0.697	5.34	8.57		B8B0049	08-Feb-18	0.117 L	18-Feb-18 18:24	1
PFOS	ND	0.864	5.34	8.57		B8B0049	08-Feb-18	0.117 L	18-Feb-18 18:24	1
PFNA	ND	0.868	5.34	8.57		B8B0049	08-Feb-18	0.117 L	18-Feb-18 18:24	1
PFDA	ND	1.60	5.34	8.57		B8B0049	08-Feb-18	0.117 L	18-Feb-18 18:24	1
MeFOSAA	ND	1.77	5.34	8.57		B8B0049	08-Feb-18	0.117 L	18-Feb-18 18:24	1
PFUnA	ND	1.12	5.34	8.57		B8B0049	08-Feb-18	0.117 L	18-Feb-18 18:24	1
EtFOSAA	ND	1.47	5.34	8.57		B8B0049	08-Feb-18	0.117 L	18-Feb-18 18:24	1
PFDoA	ND	0.848	5.34	8.57		B8B0049	08-Feb-18	0.117 L	18-Feb-18 18:24	1
PFTDA	ND	0.529	5.34	8.57		B8B0049	08-Feb-18	0.117 L	18-Feb-18 18:24	1
PFTeDA	ND	0.809	5.34	8.57		B8B0049	08-Feb-18	0.117 L	18-Feb-18 18:24	1
<b>Labeled Standards</b>	<b>% Recovery</b>	<b>Limits</b>	<b>Qualifiers</b>	<b>Batch</b>	<b>Extracted</b>	<b>Samp Size</b>	<b>Analyzed</b>	<b>Dilution</b>		
13C3-PFBS	100	50 - 150		B8B0049	08-Feb-18	0.117 L	18-Feb-18 18:24	1		
13C2-PFHxA	89.1	50 - 150		B8B0049	08-Feb-18	0.117 L	18-Feb-18 18:24	1		
13C4-PFHpA	91.3	50 - 150		B8B0049	08-Feb-18	0.117 L	18-Feb-18 18:24	1		
18O2-PFHxS	85.6	50 - 150		B8B0049	08-Feb-18	0.117 L	18-Feb-18 18:24	1		
13C2-PFOA	69.4	50 - 150		B8B0049	08-Feb-18	0.117 L	18-Feb-18 18:24	1		
13C8-PFOS	94.8	50 - 150		B8B0049	08-Feb-18	0.117 L	18-Feb-18 18:24	1		
13C5-PFNA	76.8	50 - 150		B8B0049	08-Feb-18	0.117 L	18-Feb-18 18:24	1		
13C2-PFDA	57.1	50 - 150		B8B0049	08-Feb-18	0.117 L	18-Feb-18 18:24	1		
d3-MeFOSAA	64.5	50 - 150		B8B0049	08-Feb-18	0.117 L	18-Feb-18 18:24	1		
13C2-PFUnA	69.9	50 - 150		B8B0049	08-Feb-18	0.117 L	18-Feb-18 18:24	1		
d5-EtFOSAA	60.7	50 - 150		B8B0049	08-Feb-18	0.117 L	18-Feb-18 18:24	1		
13C2-PFDoA	81.9	50 - 150		B8B0049	08-Feb-18	0.117 L	18-Feb-18 18:24	1		
13C2-PFTeDA	79.3	50 - 150		B8B0049	08-Feb-18	0.117 L	18-Feb-18 18:24	1		

DL - Detection Limit  
 LOD - Limit of Detection  
 LOQ - Limit of Quantitation

LCL-UCL - Lower control limit - upper control limit  
 Results reported to the DL.

When reported, PFHxS, PFOA and PFOS include both linear and branched isomers.  
 Only the linear isomer is reported for all other analytes.

WJ  
 SJ  
 WJ

HT

WJ SJ29 1.8

**Sample ID: WI-AF-EB07-SO-0118**

**Modified EPA Method 537**

<b>Client Data</b>		<b>Laboratory Data</b>	
Name: CH2M Hill	Matrix: Aqueous	Lab Sample: 1800267-06	Column: BEH C18
Project: NAS WI-AULT FIELD	Date Collected: 23-Jan-18 16:00	Date Received: 07-Feb-18 10:29	

Analyte	Conc. (ng/L)	DL	LOD	LOQ	Qualifiers	Batch	Extracted	Samp Size	Analyzed	Dilution
PFBS	ND	1.88	5.25	8.40		B8B0049	08-Feb-18	0.119 L	18-Feb-18 18:35	I
PFHxA	ND	2.29	5.25	8.40		B8B0049	08-Feb-18	0.119 L	18-Feb-18 18:35	I
PFHpA	ND	0.621	5.25	8.40		B8B0049	08-Feb-18	0.119 L	18-Feb-18 18:35	I
PFHxS	ND	0.994	5.25	8.40		B8B0049	08-Feb-18	0.119 L	18-Feb-18 18:35	I
PFOA	0.898	0.684	5.25	8.40		B8B0049	08-Feb-18	0.119 L	18-Feb-18 18:35	I
PFOS	ND	0.847	5.25	8.40		B8B0049	08-Feb-18	0.119 L	18-Feb-18 18:35	I
PFNA	ND	0.851	5.25	8.40		B8B0049	08-Feb-18	0.119 L	18-Feb-18 18:35	I
PFDA	ND	1.56	5.25	8.40		B8B0049	08-Feb-18	0.119 L	18-Feb-18 18:35	I
MeFOSAA	ND	1.73	5.25	8.40		B8B0049	08-Feb-18	0.119 L	18-Feb-18 18:35	I
PFUnA	ND	1.10	5.25	8.40		B8B0049	08-Feb-18	0.119 L	18-Feb-18 18:35	I
EtFOSAA	ND	1.44	5.25	8.40		B8B0049	08-Feb-18	0.119 L	18-Feb-18 18:35	I
PFDoA	ND	0.832	5.25	8.40		B8B0049	08-Feb-18	0.119 L	18-Feb-18 18:35	I
PFTtDA	ND	0.519	5.25	8.40		B8B0049	08-Feb-18	0.119 L	18-Feb-18 18:35	I
PFTeDA	ND	0.793	5.25	8.40		B8B0049	08-Feb-18	0.119 L	18-Feb-18 18:35	I
<b>Labeled Standards</b>	<b>% Recovery</b>	<b>Limits</b>	<b>Qualifiers</b>	<b>Batch</b>	<b>Extracted</b>	<b>Samp Size</b>	<b>Analyzed</b>	<b>Dilution</b>		
13C3-PFBS	102	50 - 150		B8B0049	08-Feb-18	0.119 L	18-Feb-18 18:35	I		
13C2-PFHxA	92.1	50 - 150		B8B0049	08-Feb-18	0.119 L	18-Feb-18 18:35	I		
13C4-PFHpA	92.1	50 - 150		B8B0049	08-Feb-18	0.119 L	18-Feb-18 18:35	I		
18O2-PFHxS	91.2	50 - 150		B8B0049	08-Feb-18	0.119 L	18-Feb-18 18:35	I		
13C2-PFOA	76.4	50 - 150		B8B0049	08-Feb-18	0.119 L	18-Feb-18 18:35	I		
13C8-PFOS	98.3	50 - 150		B8B0049	08-Feb-18	0.119 L	18-Feb-18 18:35	I		
13C5-PFNA	83.7	50 - 150		B8B0049	08-Feb-18	0.119 L	18-Feb-18 18:35	I		
13C2-PFDA	65.5	50 - 150		B8B0049	08-Feb-18	0.119 L	18-Feb-18 18:35	I		
d3-MeFOSAA	57.6	50 - 150		B8B0049	08-Feb-18	0.119 L	18-Feb-18 18:35	I		
13C2-PFUnA	55.0	50 - 150		B8B0049	08-Feb-18	0.119 L	18-Feb-18 18:35	I		
d5-EtFOSAA	55.8	50 - 150		B8B0049	08-Feb-18	0.119 L	18-Feb-18 18:35	I		
13C2-PFDoA	76.0	50 - 150		B8B0049	08-Feb-18	0.119 L	18-Feb-18 18:35	I		
13C2-PFTeDA	92.3	50 - 150		B8B0049	08-Feb-18	0.119 L	18-Feb-18 18:35	I		

DL - Detection Limit  
 LOD - Limit of Detection  
 LOQ - Limit of Quantitation

LCL-UCL - Lower control limit - upper control limit  
 Results reported to the DL

When reported, PFHxS, PFOA and PFOS include both linear and branched isomers  
 Only the linear isomer is reported for all other analytes

HT

WJ

MS/29/1.8

Sample ID: WI-AF-FB-012418

Modified EPA Method 537

<b>Client Data</b>		<b>Laboratory Data</b>	
Name: CH2M Hill	Matrix: Aqueous	Lab Sample: 1800267-07	Column: BEH C18
Project: NAS WI-AULT FIELD	Date Collected: 24-Jan-18 09:35	Date Received: 07-Feb-18 10:29	

Analyte	Conc. (ng/L)	DL	LOD	LOQ	Qualifiers	Batch	Extracted	Samp Size	Analyzed	Dilution
PFBS	ND	1.87	5.21	8.34		B8B0049	08-Feb-18	0.120 L	18-Feb-18 18:46	1
PFHxA	ND	2.27	5.21	8.34		B8B0049	08-Feb-18	0.120 L	18-Feb-18 18:46	1
PFHpA	ND	0.616	5.21	8.34		B8B0049	08-Feb-18	0.120 L	18-Feb-18 18:46	1
PFHxS	1.09	0.987	5.21	8.34		B8B0049	08-Feb-18	0.120 L	18-Feb-18 18:46	1
PFOA	0.725	0.678	5.21	8.34		B8B0049	08-Feb-18	0.120 L	18-Feb-18 18:46	1
PFOS	ND	0.841	5.21	8.34		B8B0049	08-Feb-18	0.120 L	18-Feb-18 18:46	1
PFNA	ND	0.844	5.21	8.34		B8B0049	08-Feb-18	0.120 L	18-Feb-18 18:46	1
PFDA	ND	1.55	5.21	8.34		B8B0049	08-Feb-18	0.120 L	18-Feb-18 18:46	1
MeFOSAA	ND	1.72	5.21	8.34		B8B0049	08-Feb-18	0.120 L	18-Feb-18 18:46	1
PFUnA	ND	1.09	5.21	8.34		B8B0049	08-Feb-18	0.120 L	18-Feb-18 18:46	1
EtFOSAA	ND	1.43	5.21	8.34		B8B0049	08-Feb-18	0.120 L	18-Feb-18 18:46	1
PFDoA	ND	0.825	5.21	8.34		B8B0049	08-Feb-18	0.120 L	18-Feb-18 18:46	1
PFTtDA	ND	0.515	5.21	8.34		B8B0049	08-Feb-18	0.120 L	18-Feb-18 18:46	1
PFTeDA	ND	0.787	5.21	8.34		B8B0049	08-Feb-18	0.120 L	18-Feb-18 18:46	1
<b>Labeled Standards</b>	<b>% Recovery</b>	<b>Limits</b>	<b>Qualifiers</b>	<b>Batch</b>	<b>Extracted</b>	<b>Samp Size</b>	<b>Analyzed</b>	<b>Dilution</b>		
13C3-PFBS	100	50 - 150		B8B0049	08-Feb-18	0.120 L	18-Feb-18 18:46	1		
13C2-PFHxA	97.9	50 - 150		B8B0049	08-Feb-18	0.120 L	18-Feb-18 18:46	1		
13C4-PFHpA	90.3	50 - 150		B8B0049	08-Feb-18	0.120 L	18-Feb-18 18:46	1		
18O2-PFHxS	103	50 - 150		B8B0049	08-Feb-18	0.120 L	18-Feb-18 18:46	1		
13C2-PFOA	76.3	50 - 150		B8B0049	08-Feb-18	0.120 L	18-Feb-18 18:46	1		
13C8-PFOS	108	50 - 150		B8B0049	08-Feb-18	0.120 L	18-Feb-18 18:46	1		
13C5-PFNA	72.5	50 - 150		B8B0049	08-Feb-18	0.120 L	18-Feb-18 18:46	1		
13C2-PFDA	74.8	50 - 150		B8B0049	08-Feb-18	0.120 L	18-Feb-18 18:46	1		
d3-MeFOSAA	50.9	50 - 150		B8B0049	08-Feb-18	0.120 L	18-Feb-18 18:46	1		
13C2-PFUnA	60.3	50 - 150		B8B0049	08-Feb-18	0.120 L	18-Feb-18 18:46	1		
d5-EtFOSAA	48.7	50 - 150		B8B0049	08-Feb-18	0.120 L	18-Feb-18 18:46	1		
13C2-PFDoA	74.3	50 - 150		B8B0049	08-Feb-18	0.120 L	18-Feb-18 18:46	1		
13C2-PFTeDA	117	50 - 150		B8B0049	08-Feb-18	0.120 L	18-Feb-18 18:46	1		

When reported, PFHxS, PFOA and PFOS include both linear and branched isomers  
 Only the linear isomer is reported for all other analytes

LCL-UCL - Lower control limit - upper control limit  
 Results reported to the DL

LOD - Limit of Detection  
 LOQ - Limit of quantitation

DL - Detection Limit

new size 1.8



**Sample ID: WI-AF-EB08-SO-0118**

**Modified EPA Method 537**

<b>Client Data</b>		<b>Laboratory Data</b>	
Name: CH2M Hill	Matrix: Aqueous	Lab Sample: 1800267-08	Column: BEH C18
Project: NAS WI-AULT FIELD	Date Collected: 24-Jan-18 09:40	Date Received: 07-Feb-18 10:29	

Analyte	Conc. (ng/L)	DL	LOD	LOQ	Qualifiers	Batch	Extracted	Samp Size	Analyzed	Dilution
PFBS	ND	1.80	5.04	8.06		B8B0049	08-Feb-18	0.124 L	18-Feb-18 18:58	I
PFHxA	ND	2.20	5.04	8.06		B8B0049	08-Feb-18	0.124 L	18-Feb-18 18:58	I
PFHpA	ND	0.595	5.04	8.06		B8B0049	08-Feb-18	0.124 L	18-Feb-18 18:58	I
PFHxS	ND	0.954	5.04	8.06		B8B0049	08-Feb-18	0.124 L	18-Feb-18 18:58	I
PFOA	ND	0.656	5.04	8.06		B8B0049	08-Feb-18	0.124 L	18-Feb-18 18:58	I
PFOS	ND	0.813	5.04	8.06		B8B0049	08-Feb-18	0.124 L	18-Feb-18 18:58	I
PFNA	ND	0.816	5.04	8.06		B8B0049	08-Feb-18	0.124 L	18-Feb-18 18:58	I
PFDA	ND	1.50	5.04	8.06		B8B0049	08-Feb-18	0.124 L	18-Feb-18 18:58	I
MeFOSAA	ND	1.66	5.04	8.06		B8B0049	08-Feb-18	0.124 L	18-Feb-18 18:58	I
PFUnA	ND	1.06	5.04	8.06		B8B0049	08-Feb-18	0.124 L	18-Feb-18 18:58	I
EtFOSAA	ND	1.38	5.04	8.06		B8B0049	08-Feb-18	0.124 L	18-Feb-18 18:58	I
PFDoA	ND	0.798	5.04	8.06		B8B0049	08-Feb-18	0.124 L	18-Feb-18 18:58	I
PFTtDA	ND	0.498	5.04	8.06		B8B0049	08-Feb-18	0.124 L	18-Feb-18 18:58	I
PFTeDA	ND	0.760	5.04	8.06		B8B0049	08-Feb-18	0.124 L	18-Feb-18 18:58	I
<b>Labeled Standards</b>	<b>% Recovery</b>	<b>Limits</b>	<b>Qualifiers</b>	<b>Batch</b>	<b>Extracted</b>	<b>Samp Size</b>	<b>Analyzed</b>	<b>Dilution</b>		
13C3-PFBS	88.9	50 - 150		B8B0049	08-Feb-18	0.124 L	18-Feb-18 18:58	I		
13C2-PFHxA	86.0	50 - 150		B8B0049	08-Feb-18	0.124 L	18-Feb-18 18:58	I		
13C4-PFHpA	85.0	50 - 150		B8B0049	08-Feb-18	0.124 L	18-Feb-18 18:58	I		
18O2-PFHxS	89.9	50 - 150		B8B0049	08-Feb-18	0.124 L	18-Feb-18 18:58	I		
13C2-PFOA	74.7	50 - 150		B8B0049	08-Feb-18	0.124 L	18-Feb-18 18:58	I		
13C8-PFOS	99.9	50 - 150		B8B0049	08-Feb-18	0.124 L	18-Feb-18 18:58	I		
13C5-PFNA	80.2	50 - 150		B8B0049	08-Feb-18	0.124 L	18-Feb-18 18:58	I		
13C2-PFDA	59.4	50 - 150		B8B0049	08-Feb-18	0.124 L	18-Feb-18 18:58	I		
d3-MeFOSAA	55.6	50 - 150		B8B0049	08-Feb-18	0.124 L	18-Feb-18 18:58	I		
13C2-PFUnA	63.7	50 - 150		B8B0049	08-Feb-18	0.124 L	18-Feb-18 18:58	I		
d5-EtFOSAA	60.7	50 - 150		B8B0049	08-Feb-18	0.124 L	18-Feb-18 18:58	I		
13C2-PFDoA	70.1	50 - 150		B8B0049	08-Feb-18	0.124 L	18-Feb-18 18:58	I		
13C2-PFTeDA	88.1	50 - 150		B8B0049	08-Feb-18	0.124 L	18-Feb-18 18:58	I		

DL - Detection Limit  
 LOD - Limit of Detection  
 LOQ - Limit of quantitation  
 LCL-UCL - Lower control limit - upper control limit  
 Results reported to the DL.  
 When reported, PFHxS, PFOA and PFOS include both linear and branched isomers.  
 Only the linear isomer is reported for all other analytes.

new steps 1,8

**Sample ID: W1-AF-EB09-SO-0118**

**Modified EPA Method 537**

<b>Client Data</b>		<b>Laboratory Data</b>	
Name: CH2M Hill	Matrix: Aqueous	Lab Sample: 1800267-09	Column: BEH C18
Project: NAS W1-AULT FIELD	Date Collected: 25-Jan-18 16:00	Date Received: 07-Feb-18 10:29	
Location: SB610			

Analyte	Conc. (ng/L)	DL	LOD	LOQ	Qualifiers	Batch	Extracted	Samp Size	Analyzed	Dilution
PFBS	ND	1.88	5.25	8.40		B8B0049	08-Feb-18	0.119 L	18-Feb-18 19:09	1
PFHxA	ND	2.29	5.25	8.40		B8B0049	08-Feb-18	0.119 L	18-Feb-18 19:09	1
PFHpA	ND	0.620	5.25	8.40		B8B0049	08-Feb-18	0.119 L	18-Feb-18 19:09	1
PFHxS	1.05	0.994	5.25	8.40	J	B8B0049	08-Feb-18	0.119 L	18-Feb-18 19:09	1
PFOA	ND	0.683	5.25	8.40		B8B0049	08-Feb-18	0.119 L	18-Feb-18 19:09	1
PFOS	ND	0.847	5.25	8.40		B8B0049	08-Feb-18	0.119 L	18-Feb-18 19:09	1
PFNA	ND	0.850	5.25	8.40		B8B0049	08-Feb-18	0.119 L	18-Feb-18 19:09	1
PFDA	ND	1.56	5.25	8.40		B8B0049	08-Feb-18	0.119 L	18-Feb-18 19:09	1
MeFOSAA	ND	1.73	5.25	8.40		B8B0049	08-Feb-18	0.119 L	18-Feb-18 19:09	1
PFUnA	ND	1.10	5.25	8.40		B8B0049	08-Feb-18	0.119 L	18-Feb-18 19:09	1
EtFOSAA	ND	1.44	5.25	8.40		B8B0049	08-Feb-18	0.119 L	18-Feb-18 19:09	1
PFDoA	ND	0.831	5.25	8.40		B8B0049	08-Feb-18	0.119 L	18-Feb-18 19:09	1
PFTrDA	ND	0.519	5.25	8.40		B8B0049	08-Feb-18	0.119 L	18-Feb-18 19:09	1
PFTeDA	ND	0.793	5.25	8.40		B8B0049	08-Feb-18	0.119 L	18-Feb-18 19:09	1
<b>Labeled Standards</b>	<b>% Recovery</b>	<b>Limits</b>	<b>Extracted</b>	<b>Samp Size</b>	<b>Dilution</b>					
13C3-PFBS	99.5	50 - 150	08-Feb-18	0.119 L	1	B8B0049	08-Feb-18	0.119 L	18-Feb-18 19:09	1
13C2-PFHxA	86.3	50 - 150	08-Feb-18	0.119 L	1	B8B0049	08-Feb-18	0.119 L	18-Feb-18 19:09	1
13C4-PFHpA	82.5	50 - 150	08-Feb-18	0.119 L	1	B8B0049	08-Feb-18	0.119 L	18-Feb-18 19:09	1
18O2-PFHxS	96.9	50 - 150	08-Feb-18	0.119 L	1	B8B0049	08-Feb-18	0.119 L	18-Feb-18 19:09	1
13C2-PFOA	76.4	50 - 150	08-Feb-18	0.119 L	1	B8B0049	08-Feb-18	0.119 L	18-Feb-18 19:09	1
13C8-PFOS	92.7	50 - 150	08-Feb-18	0.119 L	1	B8B0049	08-Feb-18	0.119 L	18-Feb-18 19:09	1
13C5-PFNA	82.8	50 - 150	08-Feb-18	0.119 L	1	B8B0049	08-Feb-18	0.119 L	18-Feb-18 19:09	1
13C2-PFDA	78.7	50 - 150	08-Feb-18	0.119 L	1	B8B0049	08-Feb-18	0.119 L	18-Feb-18 19:09	1
d3-MeFOSAA	72.7	50 - 150	08-Feb-18	0.119 L	1	B8B0049	08-Feb-18	0.119 L	18-Feb-18 19:09	1
13C2-PFUnA	64.0	50 - 150	08-Feb-18	0.119 L	1	B8B0049	08-Feb-18	0.119 L	18-Feb-18 19:09	1
d5-EtFOSAA	69.0	50 - 150	08-Feb-18	0.119 L	1	B8B0049	08-Feb-18	0.119 L	18-Feb-18 19:09	1
13C2-PFDoA	71.4	50 - 150	08-Feb-18	0.119 L	1	B8B0049	08-Feb-18	0.119 L	18-Feb-18 19:09	1
13C2-PFTeDA	98.4	50 - 150	08-Feb-18	0.119 L	1	B8B0049	08-Feb-18	0.119 L	18-Feb-18 19:09	1

DL - Detection Limit  
 LOD - Limit of Detection  
 LOQ - Limit of quantitation  
 LCL-UCI- Lower control limit - upper control limit  
 Results reported to the DL  
 When reported, PFHxS, PFOA and PFOS include both linear and branched isomers.  
 Only the linear isomer is reported for all other analytes

*new size 18*

**Sample ID: WI-AF-FB-012518**

**Modified EPA Method 537**

<b>Client Data</b>		<b>Laboratory Data</b>	
Name: CH2M Hill	Matrix: Aqueous	Lab Sample: 1800267-10	Column: BEH C18
Project: NAS WI-AULT FIELD	Date Collected: 25-Jan-18 16:05	Date Received: 07-Feb-18 10:29	
Location: SB610			

Analyte	Conc. (ng/L)	DL	LOD	LOQ	Qualifiers	Batch	Extracted	Samp Size	Analyzed	Dilution
PFBS	ND	1.86	5.21	8.33		B8B0049	08-Feb-18	0.120 L	18-Feb-18 19:21	1
PFHxA	ND	2.27	5.21	8.33		B8B0049	08-Feb-18	0.120 L	18-Feb-18 19:21	1
PFHpA	ND	0.615	5.21	8.33		B8B0049	08-Feb-18	0.120 L	18-Feb-18 19:21	1
PFHxS	ND	0.986	5.21	8.33		B8B0049	08-Feb-18	0.120 L	18-Feb-18 19:21	1
PFOA	0.862	0.678	5.21	8.33	J	B8B0049	08-Feb-18	0.120 L	18-Feb-18 19:21	1
PFOS	ND	0.840	5.21	8.33		B8B0049	08-Feb-18	0.120 L	18-Feb-18 19:21	1
PFNA	ND	0.843	5.21	8.33		B8B0049	08-Feb-18	0.120 L	18-Feb-18 19:21	1
PFDA	ND	1.55	5.21	8.33		B8B0049	08-Feb-18	0.120 L	18-Feb-18 19:21	1
MeFOSAA	ND	1.72	5.21	8.33		B8B0049	08-Feb-18	0.120 L	18-Feb-18 19:21	1
PFUnA	ND	1.09	5.21	8.33		B8B0049	08-Feb-18	0.120 L	18-Feb-18 19:21	1
EtFOSAA	ND	1.43	5.21	8.33		B8B0049	08-Feb-18	0.120 L	18-Feb-18 19:21	1
PFDoA	ND	0.825	5.21	8.33		B8B0049	08-Feb-18	0.120 L	18-Feb-18 19:21	1
PFTtDA	ND	0.514	5.21	8.33		B8B0049	08-Feb-18	0.120 L	18-Feb-18 19:21	1
PFTeDA	ND	0.786	5.21	8.33		B8B0049	08-Feb-18	0.120 L	18-Feb-18 19:21	1
<b>Labeled Standards</b>	<b>% Recovery</b>		<b>Limits</b>		<b>Qualifiers</b>	<b>Batch</b>	<b>Extracted</b>	<b>Samp Size</b>	<b>Analyzed</b>	<b>Dilution</b>
13C3-PFBS	97.6		50 - 150			B8B0049	08-Feb-18	0.120 L	18-Feb-18 19:21	1
13C2-PFHxA	88.5		50 - 150			B8B0049	08-Feb-18	0.120 L	18-Feb-18 19:21	1
13C4-PFHpA	78.3		50 - 150			B8B0049	08-Feb-18	0.120 L	18-Feb-18 19:21	1
18O2-PFHxS	81.9		50 - 150			B8B0049	08-Feb-18	0.120 L	18-Feb-18 19:21	1
13C2-PFOA	76.9		50 - 150			B8B0049	08-Feb-18	0.120 L	18-Feb-18 19:21	1
13C8-PFOS	95.1		50 - 150			B8B0049	08-Feb-18	0.120 L	18-Feb-18 19:21	1
13C5-PFNA	81.9		50 - 150			B8B0049	08-Feb-18	0.120 L	18-Feb-18 19:21	1
13C2-PFDA	72.3		50 - 150			B8B0049	08-Feb-18	0.120 L	18-Feb-18 19:21	1
d3-MeFOSAA	54.1		50 - 150			B8B0049	08-Feb-18	0.120 L	18-Feb-18 19:21	1
13C2-PFUnA	61.0		50 - 150			B8B0049	08-Feb-18	0.120 L	18-Feb-18 19:21	1
d5-EtFOSAA	54.4		50 - 150			B8B0049	08-Feb-18	0.120 L	18-Feb-18 19:21	1
13C2-PFDoA	62.0		50 - 150			B8B0049	08-Feb-18	0.120 L	18-Feb-18 19:21	1
13C2-PFTeDA	85.8		50 - 150			B8B0049	08-Feb-18	0.120 L	18-Feb-18 19:21	1

DL - Detection Limit  
 LOD - Limit of Detection  
 LOQ - Limit of quantitation  
 LCL-UCL- Lower control limit- upper control limit  
 Results reported to the DL.  
 When reported, PFHxS, PFOA and PFOS include both linear and branched isomers.  
 Only the linear isomer is reported for all other analytes

new 5/29/18





LOCATION_NAME	SITE_NAME	INSTALLATION_ID	LOCATION_TYPE	LOCATION_TYPE_DESC	SDG	COORD_X	COORD_Y	SAMPLE_MATRIX_DESC	SAMPLE_NAME	SAMPLE_MATRIX	COLLECT_DATE	ANALYTICAL_METHOD_GRP_DESC
		WHIDBEY_ISLAND_NAS			1800267			Water for QC samples	WI-AF-FB-012418	WQ	24-Jan-18	Perfluoroalkyl Compounds
		WHIDBEY_ISLAND_NAS			1800267			Water for QC samples	WI-AF-FB-012418	WQ	24-Jan-18	Perfluoroalkyl Compounds
		WHIDBEY_ISLAND_NAS			1800267			Water for QC samples	WI-AF-FB-012418	WQ	24-Jan-18	Perfluoroalkyl Compounds
		WHIDBEY_ISLAND_NAS			1800267			Water for QC samples	WI-AF-FB-012418	WQ	24-Jan-18	Perfluoroalkyl Compounds
		WHIDBEY_ISLAND_NAS			1800267			Water for QC samples	WI-AF-FB-012418	WQ	24-Jan-18	Perfluoroalkyl Compounds
		WHIDBEY_ISLAND_NAS			1800267			Water for QC samples	WI-AF-FB-012218	WQ	22-Jan-18	Perfluoroalkyl Compounds
		WHIDBEY_ISLAND_NAS			1800267			Water for QC samples	WI-AF-FB-012218	WQ	22-Jan-18	Perfluoroalkyl Compounds
		WHIDBEY_ISLAND_NAS			1800267			Water for QC samples	WI-AF-FB-012218	WQ	22-Jan-18	Perfluoroalkyl Compounds
		WHIDBEY_ISLAND_NAS			1800267			Water for QC samples	WI-AF-FB-012218	WQ	22-Jan-18	Perfluoroalkyl Compounds
		WHIDBEY_ISLAND_NAS			1800267			Water for QC samples	WI-AF-FB-012218	WQ	22-Jan-18	Perfluoroalkyl Compounds
		WHIDBEY_ISLAND_NAS			1800267			Water for QC samples	WI-AF-FB-012218	WQ	22-Jan-18	Perfluoroalkyl Compounds
		WHIDBEY_ISLAND_NAS			1800267			Water for QC samples	WI-AF-FB-012218	WQ	22-Jan-18	Perfluoroalkyl Compounds
		WHIDBEY_ISLAND_NAS			1800267			Water for QC samples	WI-AF-FB-012218	WQ	22-Jan-18	Perfluoroalkyl Compounds
		WHIDBEY_ISLAND_NAS			1800267			Water for QC samples	WI-AF-FB-012218	WQ	22-Jan-18	Perfluoroalkyl Compounds
		WHIDBEY_ISLAND_NAS			1800267			Water for QC samples	WI-AF-FB-012218	WQ	22-Jan-18	Perfluoroalkyl Compounds
		WHIDBEY_ISLAND_NAS			1800267			Water for QC samples	WI-AF-FB-012218	WQ	22-Jan-18	Perfluoroalkyl Compounds
		WHIDBEY_ISLAND_NAS			1800267			Water for QC samples	WI-AF-FB-012218	WQ	22-Jan-18	Perfluoroalkyl Compounds
		WHIDBEY_ISLAND_NAS			1800267			Water for QC samples	WI-AF-FB-012018	WQ	20-Jan-18	Perfluoroalkyl Compounds
		WHIDBEY_ISLAND_NAS			1800267			Water for QC samples	WI-AF-FB-012018	WQ	20-Jan-18	Perfluoroalkyl Compounds
		WHIDBEY_ISLAND_NAS			1800267			Water for QC samples	WI-AF-FB-012018	WQ	20-Jan-18	Perfluoroalkyl Compounds
		WHIDBEY_ISLAND_NAS			1800267			Water for QC samples	WI-AF-FB-012018	WQ	20-Jan-18	Perfluoroalkyl Compounds





LOCATION_NAME	SITE_NAME	INSTALLATION_ID	LOCATION_TYPE	LOCATION_TYPE_DESC	SDG	COORD_X	COORD_Y	SAMPLE_MATRIX_DESC	SAMPLE_NAME	SAMPLE_MATRIX	COLLECT_DATE	ANALYTICAL_METHOD_GRP_DESC
		WHIDBEY_ISLAND_NAS			1800267			Water for QC samples	WI-AF-EB07-SO-0118	WQ	23-Jan-18	Perfluoroalkyl Compounds
		WHIDBEY_ISLAND_NAS			1800267			Water for QC samples	WI-AF-EB07-SO-0118	WQ	23-Jan-18	Perfluoroalkyl Compounds
		WHIDBEY_ISLAND_NAS			1800267			Water for QC samples	WI-AF-EB07-SO-0118	WQ	23-Jan-18	Perfluoroalkyl Compounds
		WHIDBEY_ISLAND_NAS			1800267			Water for QC samples	WI-AF-EB07-SO-0118	WQ	23-Jan-18	Perfluoroalkyl Compounds
		WHIDBEY_ISLAND_NAS			1800267			Water for QC samples	WI-AF-EB07-SO-0118	WQ	23-Jan-18	Perfluoroalkyl Compounds
		WHIDBEY_ISLAND_NAS			1800267			Water for QC samples	WI-AF-EB07-SO-0118	WQ	23-Jan-18	Perfluoroalkyl Compounds
		WHIDBEY_ISLAND_NAS			1800267			Water for QC samples	WI-AF-EB06-SO-0118	WQ	22-Jan-18	Perfluoroalkyl Compounds
		WHIDBEY_ISLAND_NAS			1800267			Water for QC samples	WI-AF-EB06-SO-0118	WQ	22-Jan-18	Perfluoroalkyl Compounds
		WHIDBEY_ISLAND_NAS			1800267			Water for QC samples	WI-AF-EB06-SO-0118	WQ	22-Jan-18	Perfluoroalkyl Compounds
		WHIDBEY_ISLAND_NAS			1800267			Water for QC samples	WI-AF-EB06-SO-0118	WQ	22-Jan-18	Perfluoroalkyl Compounds
		WHIDBEY_ISLAND_NAS			1800267			Water for QC samples	WI-AF-EB06-SO-0118	WQ	22-Jan-18	Perfluoroalkyl Compounds
		WHIDBEY_ISLAND_NAS			1800267			Water for QC samples	WI-AF-EB06-SO-0118	WQ	22-Jan-18	Perfluoroalkyl Compounds
		WHIDBEY_ISLAND_NAS			1800267			Water for QC samples	WI-AF-EB06-SO-0118	WQ	22-Jan-18	Perfluoroalkyl Compounds
		WHIDBEY_ISLAND_NAS			1800267			Water for QC samples	WI-AF-EB06-SO-0118	WQ	22-Jan-18	Perfluoroalkyl Compounds
		WHIDBEY_ISLAND_NAS			1800267			Water for QC samples	WI-AF-EB06-SO-0118	WQ	22-Jan-18	Perfluoroalkyl Compounds
		WHIDBEY_ISLAND_NAS			1800267			Water for QC samples	WI-AF-EB06-SO-0118	WQ	22-Jan-18	Perfluoroalkyl Compounds
		WHIDBEY_ISLAND_NAS			1800267			Water for QC samples	WI-AF-EB06-SO-0118	WQ	22-Jan-18	Perfluoroalkyl Compounds
		WHIDBEY_ISLAND_NAS			1800267			Water for QC samples	WI-AF-EB06-SO-0118	WQ	22-Jan-18	Perfluoroalkyl Compounds
		WHIDBEY_ISLAND_NAS			1800267			Water for QC samples	WI-AF-EB05-SO-0118	WQ	20-Jan-18	Perfluoroalkyl Compounds
		WHIDBEY_ISLAND_NAS			1800267			Water for QC samples	WI-AF-EB05-SO-0118	WQ	20-Jan-18	Perfluoroalkyl Compounds
		WHIDBEY_ISLAND_NAS			1800267			Water for QC samples	WI-AF-EB05-SO-0118	WQ	20-Jan-18	Perfluoroalkyl Compounds

