



**Groundwater Sample Results,
Level 2 Laboratory Report, Level 4 Laboratory Report,
Electronic Data Deliverable, Data Validation Report,
and the Sample Location Report, SDG 1800268**

*Naval Air Station Whidbey Island
Oak Harbor, Washington*

June 2019

February 27, 2018

Vista Work Order No. 1800268

Ms. Tiffany Hill
CH2M Hill
1100 NE Circle Blvd. Suite 300
Corvallis, OR 97330

Dear Ms. Hill,

Enclosed are the results for the sample set received at Vista Analytical Laboratory on February 07, 2018. This sample set was analyzed on a rush turn-around time, under your Project Name 'NAS WI- AULT FIELD'.

Vista Analytical Laboratory is committed to serving you effectively. If you require additional information, please contact me at 916-673-1520 or by email at mmaier@vista-analytical.com.

Thank you for choosing Vista as part of your analytical support team.

Sincerely,

Martha Maier
Laboratory Director



Vista Analytical Laboratory certifies that the report herein meets all the requirements set forth by NELAP for those applicable test methods. Results relate only to the samples as received by the laboratory. This report should not be reproduced except in full without the written approval of Vista.

Vista Work Order No. 1800268

Case Narrative

Sample Condition on Receipt:

Eighteen soil samples were received in good condition and within the method temperature requirements. The samples were received and stored securely in accordance with Vista standard operating procedures and EPA methodology.

Analytical Notes:

VAL-PFAS

The samples were extracted and analyzed for a selected list of PFAS using VAL Method PFAS.

Holding Times

The samples were extracted and analyzed within the hold times.

Quality Control

The Initial Calibration and Continuing Calibration Verifications met the method acceptance criteria.

A Method Blank and Ongoing Precision and Recovery (OPR) sample were extracted and analyzed with the preparation batch. No analytes were detected in the Method Blank above 1/2 the LOQ. The OPR recoveries were within the method acceptance criteria.

The extracts of samples "WI-AF-SB614P-0102-0118", "WI-AF-SB612-0204-0118", "WI-AF-SB610P-3940-0118" and the OPR were re-injected because one or more Injection Internal Standard Analyte response areas were outside of criteria. The area criteria passed for the second injections and the results from the re-injections have been reported.

The result for PFDoA for sample "WI-AF-SB610P-3940-0118" was reported from a separate injection.

The labeled standard recoveries for all QC and field samples were within the acceptance criteria.

An MS/MSD was performed on sample "WI-AF-SB612-04.505.5-0018". The MS/MSD recoveries and/or RPDs were out of the acceptance criteria for PFBS, PFDoA, and PFTrDA.

TABLE OF CONTENTS

Case Narrative.....	1
Table of Contents.....	3
Sample Inventory.....	4
Analytical Results.....	5
Qualifiers.....	27
Certifications.....	28
Sample Receipt.....	29

Sample Inventory Report

Vista Sample ID	Client Sample ID	Sampled	Received	Components/Containers
1800268-01	WI-AF-SB614-0001-0118	05-Jan-18 09:15	07-Feb-18 10:29	HDPE Jar, 6 oz
1800268-02	WI-AF-SB614-0102-0118	05-Jan-18 09:18	07-Feb-18 10:29	HDPE Jar, 6 oz
1800268-03	WI-AF-SB614P-0102-0118	05-Jan-18 09:20	07-Feb-18 10:29	HDPE Jar, 6 oz
1800268-04	WI-AF-SB612-0001-0118	07-Jan-18 08:55	07-Feb-18 10:29	HDPE Jar, 6 oz
1800268-05	WI-AF-SB612-0204-0118	07-Jan-18 09:00	07-Feb-18 10:29	HDPE Jar, 6 oz
1800268-06	WI-AF-SB612-04.505.5-0118	MS/MSD07-Jan-18 09:20	07-Feb-18 10:29	HDPE Jar, 6 oz HDPE Jar, 6 oz HDPE Jar, 6 oz
1800268-07	WI-AF-SB612-6870-0118	07-Jan-18 13:00	07-Feb-18 10:29	HDPE Jar, 6 oz
1800268-08	WI-AF-SB613-000.5-0118	07-Jan-18 11:55	07-Feb-18 10:29	HDPE Jar, 6 oz
1800268-09	WI-AF-SB613-0.502-0118	07-Jan-18 12:00	07-Feb-18 10:29	HDPE Jar, 6 oz
1800268-10	WI-AF-SB613-03.504.5-0118	10-Jan-18 12:10	07-Feb-18 10:29	HDPE Jar, 6 oz
1800268-11	WI-AF-SB613-5657.5-0118	10-Jan-18 15:15	07-Feb-18 10:29	HDPE Jar, 6 oz
1800268-12	WI-AF-SB607-000.5-0118	12-Jan-18 15:20	07-Feb-18 10:29	HDPE Jar, 6 oz
1800268-13	WI-AF-SB607P-000.5-0118	12-Jan-18 15:25	07-Feb-18 10:29	HDPE Jar, 6 oz
1800268-14	WI-AF-SB607-0203-0118	12-Jan-18 15:30	07-Feb-18 10:29	HDPE Jar, 6 oz
1800268-15	WI-AF-SB607-0405-0118	12-Jan-18 15:45	07-Feb-18 10:29	HDPE Jar, 6 oz
1800268-16	WI-AF-SB607-1011-0118	12-Jan-18 15:55	07-Feb-18 10:29	HDPE Jar, 6 oz
1800268-17	WI-AF-SB610-3940-0118	26-Jan-18 15:45	07-Feb-18 10:29	HDPE Jar, 6 oz
1800268-18	WI-AF-SB610P-3940-0118	26-Jan-18 15:50	07-Feb-18 10:29	HDPE Jar, 6 oz

ANALYTICAL RESULTS

Sample ID: Method Blank **VAL - PFAS**

Client Data				Laboratory Data			
Name:	CH2M Hill	Matrix:	Solid	Lab Sample:	B8B0074-BLK1	Column:	BEH C18
Project:	NAS WI- AULT FIELD						

Analyte	Conc. (ng/g)	DL	LOD	LOQ	Qualifiers	Batch	Extracted	Samp Size	Analyzed	Dilution
PFBS	ND	0.363	1.00	2.00		B8B0074	12-Feb-18	1.00 g	21-Feb-18 23:31	1
PFHxA	ND	0.203	1.00	2.00		B8B0074	12-Feb-18	1.00 g	21-Feb-18 23:31	1
PFHpA	ND	0.205	1.00	2.00		B8B0074	12-Feb-18	1.00 g	21-Feb-18 23:31	1
PFHxS	ND	0.310	1.00	2.00		B8B0074	12-Feb-18	1.00 g	21-Feb-18 23:31	1
PFOA	ND	0.236	1.00	2.00		B8B0074	12-Feb-18	1.00 g	21-Feb-18 23:31	1
PFOS	ND	0.845	1.00	2.00		B8B0074	12-Feb-18	1.00 g	21-Feb-18 23:31	1
PFNA	ND	0.178	1.00	2.00		B8B0074	12-Feb-18	1.00 g	21-Feb-18 23:31	1
PFDA	ND	0.256	1.00	2.00		B8B0074	12-Feb-18	1.00 g	21-Feb-18 23:31	1
MeFOSAA	ND	0.302	1.00	2.00		B8B0074	12-Feb-18	1.00 g	21-Feb-18 23:31	1
PFUnA	ND	0.354	1.00	2.00		B8B0074	12-Feb-18	1.00 g	21-Feb-18 23:31	1
EtFOSAA	ND	0.321	1.00	2.00		B8B0074	12-Feb-18	1.00 g	21-Feb-18 23:31	1
PFDoA	ND	0.276	1.00	2.00		B8B0074	12-Feb-18	1.00 g	21-Feb-18 23:31	1
PFTrDA	ND	0.122	1.00	2.00		B8B0074	12-Feb-18	1.00 g	21-Feb-18 23:31	1
PFTeDA	ND	0.198	1.00	2.00		B8B0074	12-Feb-18	1.00 g	21-Feb-18 23:31	1

Labeled Standards	Type	% Recovery	Limits	Qualifiers	Batch	Extracted	Samp Size	Analyzed	Dilution
13C3-PFBS	IS	102	50 - 150		B8B0074	12-Feb-18	1.00 g	21-Feb-18 23:31	1
13C2-PFHxA	IS	83.2	50 - 150		B8B0074	12-Feb-18	1.00 g	21-Feb-18 23:31	1
13C4-PFHpA	IS	85.2	50 - 150		B8B0074	12-Feb-18	1.00 g	21-Feb-18 23:31	1
18O2-PFHxS	IS	89.6	50 - 150		B8B0074	12-Feb-18	1.00 g	21-Feb-18 23:31	1
13C2-PFOA	IS	68.7	50 - 150		B8B0074	12-Feb-18	1.00 g	21-Feb-18 23:31	1
13C8-PFOS	IS	83.2	50 - 150		B8B0074	12-Feb-18	1.00 g	21-Feb-18 23:31	1
13C5-PFNA	IS	72.5	50 - 150		B8B0074	12-Feb-18	1.00 g	21-Feb-18 23:31	1
13C2-PFDA	IS	57.5	50 - 150		B8B0074	12-Feb-18	1.00 g	21-Feb-18 23:31	1
d3-MeFOSAA	IS	53.2	50 - 150		B8B0074	12-Feb-18	1.00 g	21-Feb-18 23:31	1
13C2-PFUnA	IS	59.0	50 - 150		B8B0074	12-Feb-18	1.00 g	21-Feb-18 23:31	1
d5-EtFOSAA	IS	73.7	50 - 150		B8B0074	12-Feb-18	1.00 g	21-Feb-18 23:31	1
13C2-PFDoA	IS	58.2	50 - 150		B8B0074	12-Feb-18	1.00 g	21-Feb-18 23:31	1
13C2-PFTeDA	IS	82.4	50 - 150		B8B0074	12-Feb-18	1.00 g	21-Feb-18 23:31	1

DL - Detection Limit

LOD - Limit of Detection
LOQ - Limit of quantitation

LCL-UCL- Lower control limit - upper control limit
The results are reported in dry weight.
The sample size is reported in wet weight.
Results reported to the DL.

When reported, PFHxS, PFOA and PFOS include both linear and branched isomers.
Only the linear isomer is reported for all other analytes.

Sample ID: OPR

VAL - PFAS

Client Data				Laboratory Data			
Name:	CH2M Hill	Matrix:	Solid	Lab Sample:	B8B0074-BS1	Column:	BEH C18
Project:	NAS WI- AULT FIELD						

Analyte	Amt Found (ng/g)	Spike Amt	% Rec	Limits	Qualifiers	Batch	Extracted	Samp Size	Analyzed	Dilution
PFBS	10.0	10.0	100	70-130		B8B0074	12-Feb-18	1.00 g	22-Feb-18 17:19	1
PFHxA	10.4	10.0	104	70-130		B8B0074	12-Feb-18	1.00 g	22-Feb-18 17:19	1
PFHpA	9.43	10.0	94.3	70-130		B8B0074	12-Feb-18	1.00 g	22-Feb-18 17:19	1
PFHxS	12.0	10.0	120	70-130		B8B0074	12-Feb-18	1.00 g	22-Feb-18 17:19	1
PFOA	11.3	10.0	113	70-130		B8B0074	12-Feb-18	1.00 g	22-Feb-18 17:19	1
PFOS	12.0	10.0	120	70-130		B8B0074	12-Feb-18	1.00 g	22-Feb-18 17:19	1
PFNA	11.3	10.0	113	70-130		B8B0074	12-Feb-18	1.00 g	22-Feb-18 17:19	1
PFDA	10.8	10.0	108	70-130		B8B0074	12-Feb-18	1.00 g	22-Feb-18 17:19	1
MeFOSAA	10.6	10.0	106	70-130		B8B0074	12-Feb-18	1.00 g	22-Feb-18 17:19	1
PFOA	11.5	10.0	115	70-130		B8B0074	12-Feb-18	1.00 g	22-Feb-18 17:19	1
EtFOSAA	11.1	10.0	111	70-130		B8B0074	12-Feb-18	1.00 g	22-Feb-18 17:19	1
PFDoA	13.0	10.0	130	70-130		B8B0074	12-Feb-18	1.00 g	22-Feb-18 17:19	1
PFTTrDA	10.6	10.0	106	60-130		B8B0074	12-Feb-18	1.00 g	22-Feb-18 17:19	1
PFTeDA	13.0	10.0	130	70-130		B8B0074	12-Feb-18	1.00 g	22-Feb-18 17:19	1
Labeled Standards	Type		% Rec	Limits	Qualifiers	Batch	Extracted	Samp Size	Analyzed	Dilution
13C3-PFBS	IS		93.3	50- 150		B8B0074	12-Feb-18	1.00 g	22-Feb-18 17:19	1
13C2-PFHxA	IS		86.0	50- 150		B8B0074	12-Feb-18	1.00 g	22-Feb-18 17:19	1
13C4-PFHpA	IS		98.2	50- 150		B8B0074	12-Feb-18	1.00 g	22-Feb-18 17:19	1
18O2-PFHxS	IS		96.8	50- 150		B8B0074	12-Feb-18	1.00 g	22-Feb-18 17:19	1
13C2-PFOA	IS		82.2	50- 150		B8B0074	12-Feb-18	1.00 g	22-Feb-18 17:19	1
13C8-PFOS	IS		78.5	50- 150		B8B0074	12-Feb-18	1.00 g	22-Feb-18 17:19	1
13C5-PFNA	IS		78.8	50- 150		B8B0074	12-Feb-18	1.00 g	22-Feb-18 17:19	1
13C2-PFDA	IS		61.1	50- 150		B8B0074	12-Feb-18	1.00 g	22-Feb-18 17:19	1
d3-MeFOSAA	IS		55.4	50- 150		B8B0074	12-Feb-18	1.00 g	22-Feb-18 17:19	1
13C2-PFOA	IS		51.0	50- 150		B8B0074	12-Feb-18	1.00 g	22-Feb-18 17:19	1
d5-EtFOSAA	IS		57.8	50- 150		B8B0074	12-Feb-18	1.00 g	22-Feb-18 17:19	1
13C2-PFDoA	IS		57.7	50- 150		B8B0074	12-Feb-18	1.00 g	22-Feb-18 17:19	1
13C2-PFTeDA	IS		56.8	50- 150		B8B0074	12-Feb-18	1.00 g	22-Feb-18 17:19	1

Sample ID: WI-AF-SB614-0001-0118

VAL - PFAS

Client Data				Laboratory Data			
Name:	CH2M Hill	Matrix:	Soil	Lab Sample:	1800268-01	Column:	BEH C18
Project:	NAS WI- AULT FIELD	Date Collected:	05-Jan-18 09:15	Date Received:	07-Feb-18 10:29		
Location:	SB-614			% Solids:	52.9		

Analyte	Conc. (ng/g)	DL	LOD	LOQ	Qualifiers	Batch	Extracted	Samp Size	Analyzed	Dilution
PFBS	ND	0.388	1.07	2.14		B8B0074	12-Feb-18	1.77 g	22-Feb-18 00:17	1
PFHxA	ND	0.217	1.07	2.14		B8B0074	12-Feb-18	1.77 g	22-Feb-18 00:17	1
PFHpA	ND	0.219	1.07	2.14		B8B0074	12-Feb-18	1.77 g	22-Feb-18 00:17	1
PFHxS	ND	0.331	1.07	2.14		B8B0074	12-Feb-18	1.77 g	22-Feb-18 00:17	1
PFOA	ND	0.252	1.07	2.14		B8B0074	12-Feb-18	1.77 g	22-Feb-18 00:17	1
PFOS	ND	0.902	1.07	2.14		B8B0074	12-Feb-18	1.77 g	22-Feb-18 00:17	1
PFNA	ND	0.190	1.07	2.14		B8B0074	12-Feb-18	1.77 g	22-Feb-18 00:17	1
PFDA	ND	0.273	1.07	2.14		B8B0074	12-Feb-18	1.77 g	22-Feb-18 00:17	1
MeFOSAA	ND	0.323	1.07	2.14		B8B0074	12-Feb-18	1.77 g	22-Feb-18 00:17	1
PFUnA	ND	0.378	1.07	2.14		B8B0074	12-Feb-18	1.77 g	22-Feb-18 00:17	1
EtFOSAA	ND	0.343	1.07	2.14		B8B0074	12-Feb-18	1.77 g	22-Feb-18 00:17	1
PFDoA	ND	0.295	1.07	2.14		B8B0074	12-Feb-18	1.77 g	22-Feb-18 00:17	1
PFTrDA	ND	0.130	1.07	2.14		B8B0074	12-Feb-18	1.77 g	22-Feb-18 00:17	1
PFTeDA	ND	0.211	1.07	2.14		B8B0074	12-Feb-18	1.77 g	22-Feb-18 00:17	1

Labeled Standards	Type	% Recovery	Limits	Qualifiers	Batch	Extracted	Samp Size	Analyzed	Dilution
13C3-PFBS	IS	89.6	50 - 150		B8B0074	12-Feb-18	1.77 g	22-Feb-18 00:17	1
13C2-PFHxA	IS	88.9	50 - 150		B8B0074	12-Feb-18	1.77 g	22-Feb-18 00:17	1
13C4-PFHpA	IS	85.1	50 - 150		B8B0074	12-Feb-18	1.77 g	22-Feb-18 00:17	1
18O2-PFHxS	IS	91.2	50 - 150		B8B0074	12-Feb-18	1.77 g	22-Feb-18 00:17	1
13C2-PFOA	IS	75.0	50 - 150		B8B0074	12-Feb-18	1.77 g	22-Feb-18 00:17	1
13C8-PFOS	IS	84.2	50 - 150		B8B0074	12-Feb-18	1.77 g	22-Feb-18 00:17	1
13C5-PFNA	IS	79.0	50 - 150		B8B0074	12-Feb-18	1.77 g	22-Feb-18 00:17	1
13C2-PFDA	IS	62.8	50 - 150		B8B0074	12-Feb-18	1.77 g	22-Feb-18 00:17	1
d3-MeFOSAA	IS	50.8	50 - 150		B8B0074	12-Feb-18	1.77 g	22-Feb-18 00:17	1
13C2-PFUnA	IS	51.8	50 - 150		B8B0074	12-Feb-18	1.77 g	22-Feb-18 00:17	1
d5-EtFOSAA	IS	57.9	50 - 150		B8B0074	12-Feb-18	1.77 g	22-Feb-18 00:17	1
13C2-PFDoA	IS	60.8	50 - 150		B8B0074	12-Feb-18	1.77 g	22-Feb-18 00:17	1
13C2-PFTeDA	IS	93.9	50 - 150		B8B0074	12-Feb-18	1.77 g	22-Feb-18 00:17	1

DL - Detection Limit

LOD - Limit of Detection
LOQ - Limit of quantitation

LCL-UCL- Lower control limit - upper control limit
The results are reported in dry weight.
The sample size is reported in wet weight.
Results reported to the DL.

When reported, PFHxS, PFOA and PFOS include both linear and branched isomers.
Only the linear isomer is reported for all other analytes.

Sample ID: WI-AF-SB614-0102-0118

VAL - PFAS

Client Data				Laboratory Data			
Name:	CH2M Hill	Matrix:	Soil	Lab Sample:	1800268-02	Column:	BEH C18
Project:	NAS WI- AULT FIELD	Date Collected:	05-Jan-18 09:18	Date Received:	07-Feb-18 10:29		
Location:	SB-614			% Solids:	73.2		

Analyte	Conc. (ng/g)	DL	LOD	LOQ	Qualifiers	Batch	Extracted	Samp Size	Analyzed	Dilution
PFBS	ND	0.397	1.09	2.19		B8B0074	12-Feb-18	1.25 g	22-Feb-18 00:29	1
PFHxA	ND	0.222	1.09	2.19		B8B0074	12-Feb-18	1.25 g	22-Feb-18 00:29	1
PFHpA	ND	0.224	1.09	2.19		B8B0074	12-Feb-18	1.25 g	22-Feb-18 00:29	1
PFHxS	ND	0.339	1.09	2.19		B8B0074	12-Feb-18	1.25 g	22-Feb-18 00:29	1
PFOA	ND	0.258	1.09	2.19		B8B0074	12-Feb-18	1.25 g	22-Feb-18 00:29	1
PFOS	ND	0.923	1.09	2.19		B8B0074	12-Feb-18	1.25 g	22-Feb-18 00:29	1
PFNA	ND	0.194	1.09	2.19		B8B0074	12-Feb-18	1.25 g	22-Feb-18 00:29	1
PFDA	ND	0.280	1.09	2.19		B8B0074	12-Feb-18	1.25 g	22-Feb-18 00:29	1
MeFOSAA	ND	0.330	1.09	2.19		B8B0074	12-Feb-18	1.25 g	22-Feb-18 00:29	1
PFUnA	ND	0.387	1.09	2.19		B8B0074	12-Feb-18	1.25 g	22-Feb-18 00:29	1
EtFOSAA	ND	0.351	1.09	2.19		B8B0074	12-Feb-18	1.25 g	22-Feb-18 00:29	1
PFDoA	ND	0.302	1.09	2.19		B8B0074	12-Feb-18	1.25 g	22-Feb-18 00:29	1
PFTeDA	ND	0.133	1.09	2.19		B8B0074	12-Feb-18	1.25 g	22-Feb-18 00:29	1
PFTeDA	ND	0.216	1.09	2.19		B8B0074	12-Feb-18	1.25 g	22-Feb-18 00:29	1

Labeled Standards	Type	% Recovery	Limits	Qualifiers	Batch	Extracted	Samp Size	Analyzed	Dilution
13C3-PFBS	IS	97.7	50 - 150		B8B0074	12-Feb-18	1.25 g	22-Feb-18 00:29	1
13C2-PFHxA	IS	88.1	50 - 150		B8B0074	12-Feb-18	1.25 g	22-Feb-18 00:29	1
13C4-PFHpA	IS	88.1	50 - 150		B8B0074	12-Feb-18	1.25 g	22-Feb-18 00:29	1
18O2-PFHxS	IS	78.8	50 - 150		B8B0074	12-Feb-18	1.25 g	22-Feb-18 00:29	1
13C2-PFOA	IS	79.0	50 - 150		B8B0074	12-Feb-18	1.25 g	22-Feb-18 00:29	1
13C8-PFOS	IS	80.7	50 - 150		B8B0074	12-Feb-18	1.25 g	22-Feb-18 00:29	1
13C5-PFNA	IS	72.9	50 - 150		B8B0074	12-Feb-18	1.25 g	22-Feb-18 00:29	1
13C2-PFDA	IS	88.0	50 - 150		B8B0074	12-Feb-18	1.25 g	22-Feb-18 00:29	1
d3-MeFOSAA	IS	59.5	50 - 150		B8B0074	12-Feb-18	1.25 g	22-Feb-18 00:29	1
13C2-PFUnA	IS	78.1	50 - 150		B8B0074	12-Feb-18	1.25 g	22-Feb-18 00:29	1
d5-EtFOSAA	IS	74.9	50 - 150		B8B0074	12-Feb-18	1.25 g	22-Feb-18 00:29	1
13C2-PFDoA	IS	76.8	50 - 150		B8B0074	12-Feb-18	1.25 g	22-Feb-18 00:29	1
13C2-PFTeDA	IS	108	50 - 150		B8B0074	12-Feb-18	1.25 g	22-Feb-18 00:29	1

DL - Detection Limit

LOD - Limit of Detection
LOQ - Limit of quantitation

LCL-UCL- Lower control limit - upper control limit
The results are reported in dry weight.
The sample size is reported in wet weight.
Results reported to the DL.

When reported, PFHxS, PFOA and PFOS include both linear and branched isomers.
Only the linear isomer is reported for all other analytes.

Sample ID: WI-AF-SB614P-0102-0118

VAL - PFAS

Client Data				Laboratory Data			
Name:	CH2M Hill	Matrix:	Soil	Lab Sample:	1800268-03	Column:	BEH C18
Project:	NAS WI- AULT FIELD	Date Collected:	05-Jan-18 09:20	Date Received:	07-Feb-18 10:29		
Location:	SB-614			% Solids:	72.5		

Analyte	Conc. (ng/g)	DL	LOD	LOQ	Qualifiers	Batch	Extracted	Samp Size	Analyzed	Dilution
PFBS	ND	0.391	1.08	2.15		B8B0074	12-Feb-18	1.28 g	22-Feb-18 17:30	1
PFHxA	ND	0.219	1.08	2.15		B8B0074	12-Feb-18	1.28 g	22-Feb-18 17:30	1
PFHpA	ND	0.221	1.08	2.15		B8B0074	12-Feb-18	1.28 g	22-Feb-18 17:30	1
PFHxS	ND	0.334	1.08	2.15		B8B0074	12-Feb-18	1.28 g	22-Feb-18 17:30	1
PFOA	ND	0.254	1.08	2.15		B8B0074	12-Feb-18	1.28 g	22-Feb-18 17:30	1
PFOS	ND	0.910	1.08	2.15		B8B0074	12-Feb-18	1.28 g	22-Feb-18 17:30	1
PFNA	ND	0.192	1.08	2.15		B8B0074	12-Feb-18	1.28 g	22-Feb-18 17:30	1
PFDA	ND	0.276	1.08	2.15		B8B0074	12-Feb-18	1.28 g	22-Feb-18 17:30	1
MeFOSAA	ND	0.325	1.08	2.15		B8B0074	12-Feb-18	1.28 g	22-Feb-18 17:30	1
PFUnA	ND	0.381	1.08	2.15		B8B0074	12-Feb-18	1.28 g	22-Feb-18 17:30	1
EtFOSAA	ND	0.346	1.08	2.15		B8B0074	12-Feb-18	1.28 g	22-Feb-18 17:30	1
PFDoA	ND	0.297	1.08	2.15		B8B0074	12-Feb-18	1.28 g	22-Feb-18 17:30	1
PFTeDA	ND	0.131	1.08	2.15		B8B0074	12-Feb-18	1.28 g	22-Feb-18 17:30	1
PFTeDA	ND	0.213	1.08	2.15		B8B0074	12-Feb-18	1.28 g	22-Feb-18 17:30	1

Labeled Standards	Type	% Recovery	Limits	Qualifiers	Batch	Extracted	Samp Size	Analyzed	Dilution
13C3-PFBS	IS	97.7	50 - 150		B8B0074	12-Feb-18	1.28 g	22-Feb-18 17:30	1
13C2-PFHxA	IS	76.8	50 - 150		B8B0074	12-Feb-18	1.28 g	22-Feb-18 17:30	1
13C4-PFHpA	IS	87.9	50 - 150		B8B0074	12-Feb-18	1.28 g	22-Feb-18 17:30	1
18O2-PFHxS	IS	83.3	50 - 150		B8B0074	12-Feb-18	1.28 g	22-Feb-18 17:30	1
13C2-PFOA	IS	80.2	50 - 150		B8B0074	12-Feb-18	1.28 g	22-Feb-18 17:30	1
13C8-PFOS	IS	94.4	50 - 150		B8B0074	12-Feb-18	1.28 g	22-Feb-18 17:30	1
13C5-PFNA	IS	87.7	50 - 150		B8B0074	12-Feb-18	1.28 g	22-Feb-18 17:30	1
13C2-PFDA	IS	93.2	50 - 150		B8B0074	12-Feb-18	1.28 g	22-Feb-18 17:30	1
d3-MeFOSAA	IS	58.1	50 - 150		B8B0074	12-Feb-18	1.28 g	22-Feb-18 17:30	1
13C2-PFUnA	IS	77.5	50 - 150		B8B0074	12-Feb-18	1.28 g	22-Feb-18 17:30	1
d5-EtFOSAA	IS	71.0	50 - 150		B8B0074	12-Feb-18	1.28 g	22-Feb-18 17:30	1
13C2-PFDoA	IS	69.5	50 - 150		B8B0074	12-Feb-18	1.28 g	22-Feb-18 17:30	1
13C2-PFTeDA	IS	55.8	50 - 150		B8B0074	12-Feb-18	1.28 g	22-Feb-18 17:30	1

DL - Detection Limit

LOD - Limit of Detection
LOQ - Limit of quantitation

LCL-UCL- Lower control limit - upper control limit
The results are reported in dry weight.
The sample size is reported in wet weight.
Results reported to the DL.

When reported, PFHxS, PFOA and PFOS include both linear and branched isomers.
Only the linear isomer is reported for all other analytes.

Sample ID: WI-AF-SB612-0001-0118

VAL - PFAS

Client Data				Laboratory Data			
Name:	CH2M Hill	Matrix:	Soil	Lab Sample:	1800268-04	Column:	BEH C18
Project:	NAS WI- AULT FIELD	Date Collected:	07-Jan-18 08:55	Date Received:	07-Feb-18 10:29		
Location:	SB-612			% Solids:	74.1		

Analyte	Conc. (ng/g)	DL	LOD	LOQ	Qualifiers	Batch	Extracted	Samp Size	Analyzed	Dilution
PFBS	ND	0.371	1.02	2.04		B8B0074	12-Feb-18	1.32 g	22-Feb-18 00:52	1
PFHxA	ND	0.207	1.02	2.04		B8B0074	12-Feb-18	1.32 g	22-Feb-18 00:52	1
PFHpA	ND	0.209	1.02	2.04		B8B0074	12-Feb-18	1.32 g	22-Feb-18 00:52	1
PFHxS	ND	0.317	1.02	2.04		B8B0074	12-Feb-18	1.32 g	22-Feb-18 00:52	1
PFOA	ND	0.241	1.02	2.04		B8B0074	12-Feb-18	1.32 g	22-Feb-18 00:52	1
PFOS	ND	0.864	1.02	2.04		B8B0074	12-Feb-18	1.32 g	22-Feb-18 00:52	1
PFNA	ND	0.182	1.02	2.04		B8B0074	12-Feb-18	1.32 g	22-Feb-18 00:52	1
PFDA	ND	0.262	1.02	2.04		B8B0074	12-Feb-18	1.32 g	22-Feb-18 00:52	1
MeFOSAA	ND	0.309	1.02	2.04		B8B0074	12-Feb-18	1.32 g	22-Feb-18 00:52	1
PFUnA	ND	0.362	1.02	2.04		B8B0074	12-Feb-18	1.32 g	22-Feb-18 00:52	1
EtFOSAA	ND	0.328	1.02	2.04		B8B0074	12-Feb-18	1.32 g	22-Feb-18 00:52	1
PFDoA	ND	0.282	1.02	2.04		B8B0074	12-Feb-18	1.32 g	22-Feb-18 00:52	1
PFTrDA	ND	0.125	1.02	2.04		B8B0074	12-Feb-18	1.32 g	22-Feb-18 00:52	1
PFTeDA	ND	0.202	1.02	2.04		B8B0074	12-Feb-18	1.32 g	22-Feb-18 00:52	1

Labeled Standards	Type	% Recovery	Limits	Qualifiers	Batch	Extracted	Samp Size	Analyzed	Dilution
13C3-PFBS	IS	89.4	50 - 150		B8B0074	12-Feb-18	1.32 g	22-Feb-18 00:52	1
13C2-PFHxA	IS	78.1	50 - 150		B8B0074	12-Feb-18	1.32 g	22-Feb-18 00:52	1
13C4-PFHpA	IS	85.8	50 - 150		B8B0074	12-Feb-18	1.32 g	22-Feb-18 00:52	1
18O2-PFHxS	IS	78.5	50 - 150		B8B0074	12-Feb-18	1.32 g	22-Feb-18 00:52	1
13C2-PFOA	IS	84.2	50 - 150		B8B0074	12-Feb-18	1.32 g	22-Feb-18 00:52	1
13C8-PFOS	IS	86.8	50 - 150		B8B0074	12-Feb-18	1.32 g	22-Feb-18 00:52	1
13C5-PFNA	IS	76.7	50 - 150		B8B0074	12-Feb-18	1.32 g	22-Feb-18 00:52	1
13C2-PFDA	IS	74.5	50 - 150		B8B0074	12-Feb-18	1.32 g	22-Feb-18 00:52	1
d3-MeFOSAA	IS	64.5	50 - 150		B8B0074	12-Feb-18	1.32 g	22-Feb-18 00:52	1
13C2-PFUnA	IS	67.3	50 - 150		B8B0074	12-Feb-18	1.32 g	22-Feb-18 00:52	1
d5-EtFOSAA	IS	76.5	50 - 150		B8B0074	12-Feb-18	1.32 g	22-Feb-18 00:52	1
13C2-PFDoA	IS	76.1	50 - 150		B8B0074	12-Feb-18	1.32 g	22-Feb-18 00:52	1
13C2-PFTeDA	IS	81.6	50 - 150		B8B0074	12-Feb-18	1.32 g	22-Feb-18 00:52	1

DL - Detection Limit

LOD - Limit of Detection
LOQ - Limit of quantitation

LCL-UCL- Lower control limit - upper control limit
The results are reported in dry weight.
The sample size is reported in wet weight.
Results reported to the DL.

When reported, PFHxS, PFOA and PFOS include both linear and branched isomers.
Only the linear isomer is reported for all other analytes.

Sample ID: WI-AF-SB612-0204-0118

VAL - PFAS

Client Data				Laboratory Data			
Name:	CH2M Hill	Matrix:	Soil	Lab Sample:	1800268-05	Column:	BEH C18
Project:	NAS WI- AULT FIELD	Date Collected:	07-Jan-18 09:00	Date Received:	07-Feb-18 10:29		
Location:	SB-612			% Solids:	77.7		

Analyte	Conc. (ng/g)	DL	LOD	LOQ	Qualifiers	Batch	Extracted	Samp Size	Analyzed	Dilution
PFBS	ND	0.374	1.03	2.06		B8B0074	12-Feb-18	1.25 g	22-Feb-18 17:42	1
PFHxA	ND	0.209	1.03	2.06		B8B0074	12-Feb-18	1.25 g	22-Feb-18 17:42	1
PFHpA	ND	0.211	1.03	2.06		B8B0074	12-Feb-18	1.25 g	22-Feb-18 17:42	1
PFHxS	ND	0.319	1.03	2.06		B8B0074	12-Feb-18	1.25 g	22-Feb-18 17:42	1
PFOA	ND	0.243	1.03	2.06		B8B0074	12-Feb-18	1.25 g	22-Feb-18 17:42	1
PFOS	ND	0.870	1.03	2.06		B8B0074	12-Feb-18	1.25 g	22-Feb-18 17:42	1
PFNA	ND	0.183	1.03	2.06		B8B0074	12-Feb-18	1.25 g	22-Feb-18 17:42	1
PFDA	ND	0.263	1.03	2.06		B8B0074	12-Feb-18	1.25 g	22-Feb-18 17:42	1
MeFOSAA	ND	0.311	1.03	2.06		B8B0074	12-Feb-18	1.25 g	22-Feb-18 17:42	1
PFUnA	ND	0.364	1.03	2.06		B8B0074	12-Feb-18	1.25 g	22-Feb-18 17:42	1
EtFOSAA	ND	0.330	1.03	2.06		B8B0074	12-Feb-18	1.25 g	22-Feb-18 17:42	1
PFDoA	ND	0.284	1.03	2.06		B8B0074	12-Feb-18	1.25 g	22-Feb-18 17:42	1
PFTrDA	ND	0.126	1.03	2.06		B8B0074	12-Feb-18	1.25 g	22-Feb-18 17:42	1
PFTeDA	ND	0.204	1.03	2.06		B8B0074	12-Feb-18	1.25 g	22-Feb-18 17:42	1

Labeled Standards	Type	% Recovery	Limits	Qualifiers	Batch	Extracted	Samp Size	Analyzed	Dilution
13C3-PFBS	IS	107	50 - 150		B8B0074	12-Feb-18	1.25 g	22-Feb-18 17:42	1
13C2-PFHxA	IS	94.3	50 - 150		B8B0074	12-Feb-18	1.25 g	22-Feb-18 17:42	1
13C4-PFHpA	IS	89.3	50 - 150		B8B0074	12-Feb-18	1.25 g	22-Feb-18 17:42	1
18O2-PFHxS	IS	100	50 - 150		B8B0074	12-Feb-18	1.25 g	22-Feb-18 17:42	1
13C2-PFOA	IS	82.4	50 - 150		B8B0074	12-Feb-18	1.25 g	22-Feb-18 17:42	1
13C8-PFOS	IS	110	50 - 150		B8B0074	12-Feb-18	1.25 g	22-Feb-18 17:42	1
13C5-PFNA	IS	75.7	50 - 150		B8B0074	12-Feb-18	1.25 g	22-Feb-18 17:42	1
13C2-PFDA	IS	99.5	50 - 150		B8B0074	12-Feb-18	1.25 g	22-Feb-18 17:42	1
d3-MeFOSAA	IS	75.1	50 - 150		B8B0074	12-Feb-18	1.25 g	22-Feb-18 17:42	1
13C2-PFUnA	IS	84.4	50 - 150		B8B0074	12-Feb-18	1.25 g	22-Feb-18 17:42	1
d5-EtFOSAA	IS	73.8	50 - 150		B8B0074	12-Feb-18	1.25 g	22-Feb-18 17:42	1
13C2-PFDoA	IS	85.9	50 - 150		B8B0074	12-Feb-18	1.25 g	22-Feb-18 17:42	1
13C2-PFTeDA	IS	125	50 - 150		B8B0074	12-Feb-18	1.25 g	22-Feb-18 17:42	1

DL - Detection Limit

LOD - Limit of Detection
LOQ - Limit of quantitation

LCL-UCL- Lower control limit - upper control limit
The results are reported in dry weight.
The sample size is reported in wet weight.
Results reported to the DL.

When reported, PFHxS, PFOA and PFOS include both linear and branched isomers.
Only the linear isomer is reported for all other analytes.

Sample ID: WI-AF-SB612-04H05H-0118

VAL - PFAS

Client Data				Laboratory Data			
Name:	CH2M Hill	Matrix:	Soil	Lab Sample:	1800268-06	Column:	BEH C18
Project:	NAS WI- AULT FIELD	Date Collected:	07-Jan-18 09:20	Date Received:	07-Feb-18 10:29		
Location:	SB-612			% Solids:	71.6		

Analyte	Conc. (ng/g)	DL	LOD	LOQ	Qualifiers	Batch	Extracted	Samp Size	Analyzed	Dilution
PFBS	ND	0.345	0.951	1.90		B8B0074	12-Feb-18	1.47 g	22-Feb-18 01:14	1
PFHxA	ND	0.193	0.951	1.90		B8B0074	12-Feb-18	1.47 g	22-Feb-18 01:14	1
PFHpA	ND	0.195	0.951	1.90		B8B0074	12-Feb-18	1.47 g	22-Feb-18 01:14	1
PFHxS	ND	0.295	0.951	1.90		B8B0074	12-Feb-18	1.47 g	22-Feb-18 01:14	1
PFOA	ND	0.224	0.951	1.90		B8B0074	12-Feb-18	1.47 g	22-Feb-18 01:14	1
PFOS	ND	0.803	0.951	1.90		B8B0074	12-Feb-18	1.47 g	22-Feb-18 01:14	1
PFNA	ND	0.169	0.951	1.90		B8B0074	12-Feb-18	1.47 g	22-Feb-18 01:14	1
PFDA	ND	0.243	0.951	1.90		B8B0074	12-Feb-18	1.47 g	22-Feb-18 01:14	1
MeFOSAA	ND	0.287	0.951	1.90		B8B0074	12-Feb-18	1.47 g	22-Feb-18 01:14	1
PFUnA	ND	0.336	0.951	1.90		B8B0074	12-Feb-18	1.47 g	22-Feb-18 01:14	1
EtFOSAA	ND	0.305	0.951	1.90		B8B0074	12-Feb-18	1.47 g	22-Feb-18 01:14	1
PFDoA	ND	0.262	0.951	1.90		B8B0074	12-Feb-18	1.47 g	22-Feb-18 01:14	1
PFTeDA	ND	0.116	0.951	1.90		B8B0074	12-Feb-18	1.47 g	22-Feb-18 01:14	1
PFTeDA	ND	0.188	0.951	1.90		B8B0074	12-Feb-18	1.47 g	22-Feb-18 01:14	1

Labeled Standards	Type	% Recovery	Limits	Qualifiers	Batch	Extracted	Samp Size	Analyzed	Dilution
13C3-PFBS	IS	105	50 - 150		B8B0074	12-Feb-18	1.47 g	22-Feb-18 01:14	1
13C2-PFHxA	IS	84.0	50 - 150		B8B0074	12-Feb-18	1.47 g	22-Feb-18 01:14	1
13C4-PFHpA	IS	89.5	50 - 150		B8B0074	12-Feb-18	1.47 g	22-Feb-18 01:14	1
18O2-PFHxS	IS	91.2	50 - 150		B8B0074	12-Feb-18	1.47 g	22-Feb-18 01:14	1
13C2-PFOA	IS	79.4	50 - 150		B8B0074	12-Feb-18	1.47 g	22-Feb-18 01:14	1
13C8-PFOS	IS	95.5	50 - 150		B8B0074	12-Feb-18	1.47 g	22-Feb-18 01:14	1
13C5-PFNA	IS	88.7	50 - 150		B8B0074	12-Feb-18	1.47 g	22-Feb-18 01:14	1
13C2-PFDA	IS	77.2	50 - 150		B8B0074	12-Feb-18	1.47 g	22-Feb-18 01:14	1
d3-MeFOSAA	IS	77.4	50 - 150		B8B0074	12-Feb-18	1.47 g	22-Feb-18 01:14	1
13C2-PFUnA	IS	95.2	50 - 150		B8B0074	12-Feb-18	1.47 g	22-Feb-18 01:14	1
d5-EtFOSAA	IS	86.6	50 - 150		B8B0074	12-Feb-18	1.47 g	22-Feb-18 01:14	1
13C2-PFDoA	IS	90.5	50 - 150		B8B0074	12-Feb-18	1.47 g	22-Feb-18 01:14	1
13C2-PFTeDA	IS	132	50 - 150		B8B0074	12-Feb-18	1.47 g	22-Feb-18 01:14	1

DL - Detection Limit

LOD - Limit of Detection
LOQ - Limit of quantitation

LCL-UCL- Lower control limit - upper control limit
The results are reported in dry weight.
The sample size is reported in wet weight.
Results reported to the DL.

When reported, PFHxS, PFOA and PFOS include both linear and branched isomers.
Only the linear isomer is reported for all other analytes.

Sample ID: WI-AF-SB612-04H05H-0118

VAL - PFAS

Name:	CH2M Hill	Lab Sample:	B8B0074-MS1/B8B0074-MSD1	Source Lab Sample:	1800268-06
Project:	NAS WI- AULT FIELD	QC Batch:	B8B0074	Date Extracted:	12-Feb-18
Matrix:	Solid	Samp Size:	1.43/1.50 g	Column:	BEH C18

Analyte	Sample (ng/g)	MS (ng/g)	MS Spike Amt	MS % Rec	MS Quals	MSD (ng/g)	MSD Spike Amt	MSD % Rec	RPD	MSD Quals	%Rec Limits	RPD Limits	MS Analyzed	MS Dil	MSD Analyzed	MSD Dil
PFBS	ND	13.1	9.77	135	H	12.1	9.32	130	3.77		70-130	30	21-Feb-18 23:43	1	21-Feb-18 23:54	1
PFHxA	ND	12.7	9.77	130		10.2	9.32	110	16.7		70-130	30	21-Feb-18 23:43	1	21-Feb-18 23:54	1
PFHpA	ND	10.9	9.77	111		11.4	9.32	123	10.3		70-130	30	21-Feb-18 23:43	1	21-Feb-18 23:54	1
PFHxS	ND	9.81	9.77	99.8		8.93	9.32	95.2	4.72		70-130	30	21-Feb-18 23:43	1	21-Feb-18 23:54	1
PFOA	ND	11.3	9.77	115		10.4	9.32	111	3.54		70-130	30	21-Feb-18 23:43	1	21-Feb-18 23:54	1
PFOS	ND	11.3	9.77	116		10.7	9.32	114	1.74		70-130	30	21-Feb-18 23:43	1	21-Feb-18 23:54	1
PFNA	ND	9.77	9.77	100.0		10.5	9.32	112	11.3		70-130	30	21-Feb-18 23:43	1	21-Feb-18 23:54	1
PFDA	ND	12.4	9.77	126		9.12	9.32	97.9	25.1		70-130	30	21-Feb-18 23:43	1	21-Feb-18 23:54	1
MeFOSAA	ND	10.2	9.77	104		11.0	9.32	118	12.6		70-130	30	21-Feb-18 23:43	1	21-Feb-18 23:54	1
PFUnA	ND	10.7	9.77	110		10.1	9.32	109	0.913		70-130	30	21-Feb-18 23:43	1	21-Feb-18 23:54	1
EtFOSAA	ND	11.0	9.77	112		9.67	9.32	104	7.41		70-130	30	21-Feb-18 23:43	1	21-Feb-18 23:54	1
PFDoA	ND	10.4	9.77	107		14.9	9.32	160	39.7	H	70-130	30	21-Feb-18 23:43	1	21-Feb-18 23:54	1
PFTrDA	ND	14.3	9.77	146	H	10.9	9.32	116	22.9		60-130	30	21-Feb-18 23:43	1	21-Feb-18 23:54	1
PFTeDA	ND	9.00	9.77	92.2		8.91	9.32	95.6	3.62		70-130	30	21-Feb-18 23:43	1	21-Feb-18 23:54	1

Labeled Standards	Type	MS % Rec	MS Quals	MSD % Rec	MSD Quals	Limits	MS Analyzed	MS Dil	MSD Analyzed	MSD Dil
13C3-PFBS	IS	95.9		100		50-150	21-Feb-18 23:43	1	21-Feb-18 23:54	1
13C2-PFHxA	IS	72.5		92.5		50-150	21-Feb-18 23:43	1	21-Feb-18 23:54	1
13C4-PFHpA	IS	81.9		80.0		50-150	21-Feb-18 23:43	1	21-Feb-18 23:54	1
18O2-PFHxS	IS	97.6		97.0		50-150	21-Feb-18 23:43	1	21-Feb-18 23:54	1
13C2-PFOA	IS	84.7		85.4		50-150	21-Feb-18 23:43	1	21-Feb-18 23:54	1
13C8-PFOS	IS	78.9		98.6		50-150	21-Feb-18 23:43	1	21-Feb-18 23:54	1
13C5-PFNA	IS	90.1		88.7		50-150	21-Feb-18 23:43	1	21-Feb-18 23:54	1
13C2-PFDA	IS	86.5		73.6		50-150	21-Feb-18 23:43	1	21-Feb-18 23:54	1
d3-MeFOSAA	IS	87.8		59.7		50-150	21-Feb-18 23:43	1	21-Feb-18 23:54	1
13C2-PFUnA	IS	90.3		69.8		50-150	21-Feb-18 23:43	1	21-Feb-18 23:54	1
d5-EtFOSAA	IS	90.3		71.7		50-150	21-Feb-18 23:43	1	21-Feb-18 23:54	1
13C2-PFDoA	IS	104		58.7		50-150	21-Feb-18 23:43	1	21-Feb-18 23:54	1
13C2-PFTeDA	IS	119		82.1		50-150	21-Feb-18 23:43	1	21-Feb-18 23:54	1

Sample ID: WI-AF-SB612-6870-0118

VAL - PFAS

Client Data				Laboratory Data			
Name:	CH2M Hill	Matrix:	Soil	Lab Sample:	1800268-07	Column:	BEH C18
Project:	NAS WI- AULT FIELD	Date Collected:	07-Jan-18 13:00	Date Received:	07-Feb-18 10:29		
Location:	SB612			% Solids:	82.3		

Analyte	Conc. (ng/g)	DL	LOD	LOQ	Qualifiers	Batch	Extracted	Samp Size	Analyzed	Dilution
PFBS	ND	0.339	0.935	1.87		B8B0074	12-Feb-18	1.30 g	22-Feb-18 17:53	1
PFHxA	ND	0.190	0.935	1.87		B8B0074	12-Feb-18	1.30 g	22-Feb-18 17:53	1
PFHpA	ND	0.192	0.935	1.87		B8B0074	12-Feb-18	1.30 g	22-Feb-18 17:53	1
PFHxS	ND	0.290	0.935	1.87		B8B0074	12-Feb-18	1.30 g	22-Feb-18 17:53	1
PFOA	ND	0.221	0.935	1.87		B8B0074	12-Feb-18	1.30 g	22-Feb-18 17:53	1
PFOS	ND	0.790	0.935	1.87		B8B0074	12-Feb-18	1.30 g	22-Feb-18 17:53	1
PFNA	ND	0.166	0.935	1.87		B8B0074	12-Feb-18	1.30 g	22-Feb-18 17:53	1
PFDA	ND	0.239	0.935	1.87		B8B0074	12-Feb-18	1.30 g	22-Feb-18 17:53	1
MeFOSAA	ND	0.282	0.935	1.87		B8B0074	12-Feb-18	1.30 g	22-Feb-18 17:53	1
PFUnA	ND	0.331	0.935	1.87		B8B0074	12-Feb-18	1.30 g	22-Feb-18 17:53	1
EtFOSAA	ND	0.300	0.935	1.87		B8B0074	12-Feb-18	1.30 g	22-Feb-18 17:53	1
PFDoA	ND	0.258	0.935	1.87		B8B0074	12-Feb-18	1.30 g	22-Feb-18 17:53	1
PFTrDA	ND	0.114	0.935	1.87		B8B0074	12-Feb-18	1.30 g	22-Feb-18 17:53	1
PFTeDA	ND	0.185	0.935	1.87		B8B0074	12-Feb-18	1.30 g	22-Feb-18 17:53	1

Labeled Standards	Type	% Recovery	Limits	Qualifiers	Batch	Extracted	Samp Size	Analyzed	Dilution
13C3-PFBS	IS	97.8	50 - 150		B8B0074	12-Feb-18	1.30 g	22-Feb-18 17:53	1
13C2-PFHxA	IS	81.2	50 - 150		B8B0074	12-Feb-18	1.30 g	22-Feb-18 17:53	1
13C4-PFHpA	IS	88.2	50 - 150		B8B0074	12-Feb-18	1.30 g	22-Feb-18 17:53	1
18O2-PFHxS	IS	105	50 - 150		B8B0074	12-Feb-18	1.30 g	22-Feb-18 17:53	1
13C2-PFOA	IS	83.0	50 - 150		B8B0074	12-Feb-18	1.30 g	22-Feb-18 17:53	1
13C8-PFOS	IS	74.1	50 - 150		B8B0074	12-Feb-18	1.30 g	22-Feb-18 17:53	1
13C5-PFNA	IS	77.1	50 - 150		B8B0074	12-Feb-18	1.30 g	22-Feb-18 17:53	1
13C2-PFDA	IS	93.9	50 - 150		B8B0074	12-Feb-18	1.30 g	22-Feb-18 17:53	1
d3-MeFOSAA	IS	78.6	50 - 150		B8B0074	12-Feb-18	1.30 g	22-Feb-18 17:53	1
13C2-PFUnA	IS	68.6	50 - 150		B8B0074	12-Feb-18	1.30 g	22-Feb-18 17:53	1
d5-EtFOSAA	IS	71.2	50 - 150		B8B0074	12-Feb-18	1.30 g	22-Feb-18 17:53	1
13C2-PFDoA	IS	88.0	50 - 150		B8B0074	12-Feb-18	1.30 g	22-Feb-18 17:53	1
13C2-PFTeDA	IS	92.6	50 - 150		B8B0074	12-Feb-18	1.30 g	22-Feb-18 17:53	1

DL - Detection Limit

LOD - Limit of Detection
LOQ - Limit of quantitation

LCL-UCL- Lower control limit - upper control limit
The results are reported in dry weight.
The sample size is reported in wet weight.
Results reported to the DL.

When reported, PFHxS, PFOA and PFOS include both linear and branched isomers.
Only the linear isomer is reported for all other analytes.

Sample ID: WI-AF-SB613-000H-0118

VAL - PFAS

Client Data				Laboratory Data			
Name:	CH2M Hill	Matrix:	Soil	Lab Sample:	1800268-08	Column:	BEH C18
Project:	NAS WI- AULT FIELD	Date Collected:	07-Jan-18 11:55	Date Received:	07-Feb-18 10:29		
Location:	SB613			% Solids:	72.6		

Analyte	Conc. (ng/g)	DL	LOD	LOQ	Qualifiers	Batch	Extracted	Samp Size	Analyzed	Dilution
PFBS	ND	0.360	0.991	1.98		B8B0074	12-Feb-18	1.39 g	22-Feb-18 18:05	1
PFHxA	ND	0.201	0.991	1.98		B8B0074	12-Feb-18	1.39 g	22-Feb-18 18:05	1
PFHpA	ND	0.203	0.991	1.98		B8B0074	12-Feb-18	1.39 g	22-Feb-18 18:05	1
PFHxS	ND	0.307	0.991	1.98		B8B0074	12-Feb-18	1.39 g	22-Feb-18 18:05	1
PFOA	ND	0.234	0.991	1.98		B8B0074	12-Feb-18	1.39 g	22-Feb-18 18:05	1
PFOS	ND	0.837	0.991	1.98		B8B0074	12-Feb-18	1.39 g	22-Feb-18 18:05	1
PFNA	ND	0.176	0.991	1.98		B8B0074	12-Feb-18	1.39 g	22-Feb-18 18:05	1
PFDA	ND	0.254	0.991	1.98		B8B0074	12-Feb-18	1.39 g	22-Feb-18 18:05	1
MeFOSAA	ND	0.299	0.991	1.98		B8B0074	12-Feb-18	1.39 g	22-Feb-18 18:05	1
PFUnA	ND	0.351	0.991	1.98		B8B0074	12-Feb-18	1.39 g	22-Feb-18 18:05	1
EtFOSAA	ND	0.318	0.991	1.98		B8B0074	12-Feb-18	1.39 g	22-Feb-18 18:05	1
PFDoA	ND	0.273	0.991	1.98		B8B0074	12-Feb-18	1.39 g	22-Feb-18 18:05	1
PFTrDA	ND	0.121	0.991	1.98		B8B0074	12-Feb-18	1.39 g	22-Feb-18 18:05	1
PFTeDA	ND	0.196	0.991	1.98		B8B0074	12-Feb-18	1.39 g	22-Feb-18 18:05	1

Labeled Standards	Type	% Recovery	Limits	Qualifiers	Batch	Extracted	Samp Size	Analyzed	Dilution
13C3-PFBS	IS	89.9	50 - 150		B8B0074	12-Feb-18	1.39 g	22-Feb-18 18:05	1
13C2-PFHxA	IS	72.7	50 - 150		B8B0074	12-Feb-18	1.39 g	22-Feb-18 18:05	1
13C4-PFHpA	IS	81.7	50 - 150		B8B0074	12-Feb-18	1.39 g	22-Feb-18 18:05	1
18O2-PFHxS	IS	76.7	50 - 150		B8B0074	12-Feb-18	1.39 g	22-Feb-18 18:05	1
13C2-PFOA	IS	70.9	50 - 150		B8B0074	12-Feb-18	1.39 g	22-Feb-18 18:05	1
13C8-PFOS	IS	90.1	50 - 150		B8B0074	12-Feb-18	1.39 g	22-Feb-18 18:05	1
13C5-PFNA	IS	68.8	50 - 150		B8B0074	12-Feb-18	1.39 g	22-Feb-18 18:05	1
13C2-PFDA	IS	85.6	50 - 150		B8B0074	12-Feb-18	1.39 g	22-Feb-18 18:05	1
d3-MeFOSAA	IS	75.1	50 - 150		B8B0074	12-Feb-18	1.39 g	22-Feb-18 18:05	1
13C2-PFUnA	IS	77.1	50 - 150		B8B0074	12-Feb-18	1.39 g	22-Feb-18 18:05	1
d5-EtFOSAA	IS	75.3	50 - 150		B8B0074	12-Feb-18	1.39 g	22-Feb-18 18:05	1
13C2-PFDoA	IS	89.7	50 - 150		B8B0074	12-Feb-18	1.39 g	22-Feb-18 18:05	1
13C2-PFTeDA	IS	113	50 - 150		B8B0074	12-Feb-18	1.39 g	22-Feb-18 18:05	1

DL - Detection Limit

LOD - Limit of Detection
LOQ - Limit of quantitation

LCL-UCL- Lower control limit - upper control limit
The results are reported in dry weight.
The sample size is reported in wet weight.
Results reported to the DL.

When reported, PFHxS, PFOA and PFOS include both linear and branched isomers.
Only the linear isomer is reported for all other analytes.

Sample ID: WI-AF-SB613-0H02-0118

VAL - PFAS

Client Data				Laboratory Data			
Name:	CH2M Hill	Matrix:	Soil	Lab Sample:	1800268-09	Column:	BEH C18
Project:	NAS WI- AULT FIELD	Date Collected:	07-Jan-18 12:00	Date Received:	07-Feb-18 10:29		
Location:	SB613			% Solids:	72.1		

Analyte	Conc. (ng/g)	DL	LOD	LOQ	Qualifiers	Batch	Extracted	Samp Size	Analyzed	Dilution
PFBS	ND	0.376	1.04	2.07		B8B0074	12-Feb-18	1.34 g	22-Feb-18 18:16	1
PFHxA	ND	0.210	1.04	2.07		B8B0074	12-Feb-18	1.34 g	22-Feb-18 18:16	1
PFHpA	ND	0.212	1.04	2.07		B8B0074	12-Feb-18	1.34 g	22-Feb-18 18:16	1
PFHxS	ND	0.321	1.04	2.07		B8B0074	12-Feb-18	1.34 g	22-Feb-18 18:16	1
PFOA	ND	0.244	1.04	2.07		B8B0074	12-Feb-18	1.34 g	22-Feb-18 18:16	1
PFOS	ND	0.875	1.04	2.07		B8B0074	12-Feb-18	1.34 g	22-Feb-18 18:16	1
PFNA	ND	0.184	1.04	2.07		B8B0074	12-Feb-18	1.34 g	22-Feb-18 18:16	1
PFDA	ND	0.265	1.04	2.07		B8B0074	12-Feb-18	1.34 g	22-Feb-18 18:16	1
MeFOSAA	ND	0.313	1.04	2.07		B8B0074	12-Feb-18	1.34 g	22-Feb-18 18:16	1
PFUnA	ND	0.367	1.04	2.07		B8B0074	12-Feb-18	1.34 g	22-Feb-18 18:16	1
EtFOSAA	ND	0.332	1.04	2.07		B8B0074	12-Feb-18	1.34 g	22-Feb-18 18:16	1
PFDoA	ND	0.286	1.04	2.07		B8B0074	12-Feb-18	1.34 g	22-Feb-18 18:16	1
PFTrDA	ND	0.126	1.04	2.07		B8B0074	12-Feb-18	1.34 g	22-Feb-18 18:16	1
PFTeDA	ND	0.205	1.04	2.07		B8B0074	12-Feb-18	1.34 g	22-Feb-18 18:16	1

Labeled Standards	Type	% Recovery	Limits	Qualifiers	Batch	Extracted	Samp Size	Analyzed	Dilution
13C3-PFBS	IS	99.1	50 - 150		B8B0074	12-Feb-18	1.34 g	22-Feb-18 18:16	1
13C2-PFHxA	IS	76.8	50 - 150		B8B0074	12-Feb-18	1.34 g	22-Feb-18 18:16	1
13C4-PFHpA	IS	85.9	50 - 150		B8B0074	12-Feb-18	1.34 g	22-Feb-18 18:16	1
18O2-PFHxS	IS	75.9	50 - 150		B8B0074	12-Feb-18	1.34 g	22-Feb-18 18:16	1
13C2-PFOA	IS	69.8	50 - 150		B8B0074	12-Feb-18	1.34 g	22-Feb-18 18:16	1
13C8-PFOS	IS	89.0	50 - 150		B8B0074	12-Feb-18	1.34 g	22-Feb-18 18:16	1
13C5-PFNA	IS	75.2	50 - 150		B8B0074	12-Feb-18	1.34 g	22-Feb-18 18:16	1
13C2-PFDA	IS	76.9	50 - 150		B8B0074	12-Feb-18	1.34 g	22-Feb-18 18:16	1
d3-MeFOSAA	IS	62.7	50 - 150		B8B0074	12-Feb-18	1.34 g	22-Feb-18 18:16	1
13C2-PFUnA	IS	66.4	50 - 150		B8B0074	12-Feb-18	1.34 g	22-Feb-18 18:16	1
d5-EtFOSAA	IS	68.4	50 - 150		B8B0074	12-Feb-18	1.34 g	22-Feb-18 18:16	1
13C2-PFDoA	IS	80.2	50 - 150		B8B0074	12-Feb-18	1.34 g	22-Feb-18 18:16	1
13C2-PFTeDA	IS	113	50 - 150		B8B0074	12-Feb-18	1.34 g	22-Feb-18 18:16	1

DL - Detection Limit

LOD - Limit of Detection
LOQ - Limit of quantitation

LCL-UCL- Lower control limit - upper control limit
The results are reported in dry weight.
The sample size is reported in wet weight.
Results reported to the DL.

When reported, PFHxS, PFOA and PFOS include both linear and branched isomers.
Only the linear isomer is reported for all other analytes.

Sample ID: WI-AF-SB613-03H04H-0118

VAL - PFAS

Client Data				Laboratory Data			
Name:	CH2M Hill	Matrix:	Soil	Lab Sample:	1800268-10	Column:	BEH C18
Project:	NAS WI- AULT FIELD	Date Collected:	10-Jan-18 12:10	Date Received:	07-Feb-18 10:29		
Location:	SB613			% Solids:	73.8		

Analyte	Conc. (ng/g)	DL	LOD	LOQ	Qualifiers	Batch	Extracted	Samp Size	Analyzed	Dilution
PFBS	ND	0.410	1.13	2.26		B8B0074	12-Feb-18	1.20 g	22-Feb-18 18:28	1
PFHxA	ND	0.229	1.13	2.26		B8B0074	12-Feb-18	1.20 g	22-Feb-18 18:28	1
PFHpA	ND	0.232	1.13	2.26		B8B0074	12-Feb-18	1.20 g	22-Feb-18 18:28	1
PFHxS	ND	0.350	1.13	2.26		B8B0074	12-Feb-18	1.20 g	22-Feb-18 18:28	1
PFOA	ND	0.267	1.13	2.26		B8B0074	12-Feb-18	1.20 g	22-Feb-18 18:28	1
PFOS	ND	0.955	1.13	2.26		B8B0074	12-Feb-18	1.20 g	22-Feb-18 18:28	1
PFNA	ND	0.201	1.13	2.26		B8B0074	12-Feb-18	1.20 g	22-Feb-18 18:28	1
PFDA	ND	0.289	1.13	2.26		B8B0074	12-Feb-18	1.20 g	22-Feb-18 18:28	1
MeFOSAA	ND	0.341	1.13	2.26		B8B0074	12-Feb-18	1.20 g	22-Feb-18 18:28	1
PFUnA	ND	0.400	1.13	2.26		B8B0074	12-Feb-18	1.20 g	22-Feb-18 18:28	1
EtFOSAA	ND	0.363	1.13	2.26		B8B0074	12-Feb-18	1.20 g	22-Feb-18 18:28	1
PFDoA	ND	0.312	1.13	2.26		B8B0074	12-Feb-18	1.20 g	22-Feb-18 18:28	1
PFTrDA	ND	0.138	1.13	2.26		B8B0074	12-Feb-18	1.20 g	22-Feb-18 18:28	1
PFTeDA	ND	0.224	1.13	2.26		B8B0074	12-Feb-18	1.20 g	22-Feb-18 18:28	1

Labeled Standards	Type	% Recovery	Limits	Qualifiers	Batch	Extracted	Samp Size	Analyzed	Dilution
13C3-PFBS	IS	95.4	50 - 150		B8B0074	12-Feb-18	1.20 g	22-Feb-18 18:28	1
13C2-PFHxA	IS	79.5	50 - 150		B8B0074	12-Feb-18	1.20 g	22-Feb-18 18:28	1
13C4-PFHpA	IS	84.6	50 - 150		B8B0074	12-Feb-18	1.20 g	22-Feb-18 18:28	1
18O2-PFHxS	IS	93.8	50 - 150		B8B0074	12-Feb-18	1.20 g	22-Feb-18 18:28	1
13C2-PFOA	IS	75.1	50 - 150		B8B0074	12-Feb-18	1.20 g	22-Feb-18 18:28	1
13C8-PFOS	IS	88.4	50 - 150		B8B0074	12-Feb-18	1.20 g	22-Feb-18 18:28	1
13C5-PFNA	IS	63.7	50 - 150		B8B0074	12-Feb-18	1.20 g	22-Feb-18 18:28	1
13C2-PFDA	IS	84.1	50 - 150		B8B0074	12-Feb-18	1.20 g	22-Feb-18 18:28	1
d3-MeFOSAA	IS	62.2	50 - 150		B8B0074	12-Feb-18	1.20 g	22-Feb-18 18:28	1
13C2-PFUnA	IS	74.1	50 - 150		B8B0074	12-Feb-18	1.20 g	22-Feb-18 18:28	1
d5-EtFOSAA	IS	58.1	50 - 150		B8B0074	12-Feb-18	1.20 g	22-Feb-18 18:28	1
13C2-PFDoA	IS	66.3	50 - 150		B8B0074	12-Feb-18	1.20 g	22-Feb-18 18:28	1
13C2-PFTeDA	IS	81.8	50 - 150		B8B0074	12-Feb-18	1.20 g	22-Feb-18 18:28	1

DL - Detection Limit

LOD - Limit of Detection
LOQ - Limit of quantitation

LCL-UCL- Lower control limit - upper control limit
The results are reported in dry weight.
The sample size is reported in wet weight.
Results reported to the DL.

When reported, PFHxS, PFOA and PFOS include both linear and branched isomers.
Only the linear isomer is reported for all other analytes.

Sample ID: WI-AF-SB613-5657H-0118

VAL - PFAS

Client Data				Laboratory Data			
Name:	CH2M Hill	Matrix:	Soil	Lab Sample:	1800268-11	Column:	BEH C18
Project:	NAS WI- AULT FIELD	Date Collected:	10-Jan-18 15:15	Date Received:	07-Feb-18 10:29		
Location:	SB613			% Solids:	94.9		

Analyte	Conc. (ng/g)	DL	LOD	LOQ	Qualifiers	Batch	Extracted	Samp Size	Analyzed	Dilution
PFBS	ND	0.311	0.857	1.71		B8B0074	12-Feb-18	1.23 g	22-Feb-18 18:39	1
PFHxA	ND	0.174	0.857	1.71		B8B0074	12-Feb-18	1.23 g	22-Feb-18 18:39	1
PFHpA	ND	0.176	0.857	1.71		B8B0074	12-Feb-18	1.23 g	22-Feb-18 18:39	1
PFHxS	ND	0.266	0.857	1.71		B8B0074	12-Feb-18	1.23 g	22-Feb-18 18:39	1
PFOA	ND	0.202	0.857	1.71		B8B0074	12-Feb-18	1.23 g	22-Feb-18 18:39	1
PFOS	ND	0.724	0.857	1.71		B8B0074	12-Feb-18	1.23 g	22-Feb-18 18:39	1
PFNA	ND	0.153	0.857	1.71		B8B0074	12-Feb-18	1.23 g	22-Feb-18 18:39	1
PFDA	ND	0.219	0.857	1.71		B8B0074	12-Feb-18	1.23 g	22-Feb-18 18:39	1
MeFOSAA	ND	0.259	0.857	1.71		B8B0074	12-Feb-18	1.23 g	22-Feb-18 18:39	1
PFUnA	ND	0.303	0.857	1.71		B8B0074	12-Feb-18	1.23 g	22-Feb-18 18:39	1
EtFOSAA	ND	0.275	0.857	1.71		B8B0074	12-Feb-18	1.23 g	22-Feb-18 18:39	1
PFDoA	ND	0.237	0.857	1.71		B8B0074	12-Feb-18	1.23 g	22-Feb-18 18:39	1
PFTeDA	ND	0.105	0.857	1.71		B8B0074	12-Feb-18	1.23 g	22-Feb-18 18:39	1
PFTeDA	ND	0.170	0.857	1.71		B8B0074	12-Feb-18	1.23 g	22-Feb-18 18:39	1

Labeled Standards	Type	% Recovery	Limits	Qualifiers	Batch	Extracted	Samp Size	Analyzed	Dilution
13C3-PFBS	IS	116	50 - 150		B8B0074	12-Feb-18	1.23 g	22-Feb-18 18:39	1
13C2-PFHxA	IS	78.9	50 - 150		B8B0074	12-Feb-18	1.23 g	22-Feb-18 18:39	1
13C4-PFHpA	IS	101	50 - 150		B8B0074	12-Feb-18	1.23 g	22-Feb-18 18:39	1
18O2-PFHxS	IS	81.8	50 - 150		B8B0074	12-Feb-18	1.23 g	22-Feb-18 18:39	1
13C2-PFOA	IS	84.3	50 - 150		B8B0074	12-Feb-18	1.23 g	22-Feb-18 18:39	1
13C8-PFOS	IS	97.8	50 - 150		B8B0074	12-Feb-18	1.23 g	22-Feb-18 18:39	1
13C5-PFNA	IS	90.5	50 - 150		B8B0074	12-Feb-18	1.23 g	22-Feb-18 18:39	1
13C2-PFDA	IS	75.8	50 - 150		B8B0074	12-Feb-18	1.23 g	22-Feb-18 18:39	1
d3-MeFOSAA	IS	88.1	50 - 150		B8B0074	12-Feb-18	1.23 g	22-Feb-18 18:39	1
13C2-PFUnA	IS	74.2	50 - 150		B8B0074	12-Feb-18	1.23 g	22-Feb-18 18:39	1
d5-EtFOSAA	IS	81.0	50 - 150		B8B0074	12-Feb-18	1.23 g	22-Feb-18 18:39	1
13C2-PFDoA	IS	83.7	50 - 150		B8B0074	12-Feb-18	1.23 g	22-Feb-18 18:39	1
13C2-PFTeDA	IS	100	50 - 150		B8B0074	12-Feb-18	1.23 g	22-Feb-18 18:39	1

DL - Detection Limit

LOD - Limit of Detection
LOQ - Limit of quantitation

LCL-UCL- Lower control limit - upper control limit
The results are reported in dry weight.
The sample size is reported in wet weight.
Results reported to the DL.

When reported, PFHxS, PFOA and PFOS include both linear and branched isomers.
Only the linear isomer is reported for all other analytes.

Sample ID: WI-AF-SB607-000H-0118

VAL - PFAS

Client Data				Laboratory Data			
Name:	CH2M Hill	Matrix:	Soil	Lab Sample:	1800268-12	Column:	BEH C18
Project:	NAS WI- AULT FIELD	Date Collected:	12-Jan-18 15:20	Date Received:	07-Feb-18 10:29		
Location:	SB607			% Solids:	88.5		

Analyte	Conc. (ng/g)	DL	LOD	LOQ	Qualifiers	Batch	Extracted	Samp Size	Analyzed	Dilution
PFBS	ND	0.387	1.07	2.13		B8B0074	12-Feb-18	1.06 g	22-Feb-18 18:51	1
PFHxA	ND	0.216	1.07	2.13		B8B0074	12-Feb-18	1.06 g	22-Feb-18 18:51	1
PFHpA	ND	0.219	1.07	2.13		B8B0074	12-Feb-18	1.06 g	22-Feb-18 18:51	1
PFHxS	ND	0.331	1.07	2.13		B8B0074	12-Feb-18	1.06 g	22-Feb-18 18:51	1
PFOA	ND	0.252	1.07	2.13		B8B0074	12-Feb-18	1.06 g	22-Feb-18 18:51	1
PFOS	ND	0.901	1.07	2.13		B8B0074	12-Feb-18	1.06 g	22-Feb-18 18:51	1
PFNA	ND	0.190	1.07	2.13		B8B0074	12-Feb-18	1.06 g	22-Feb-18 18:51	1
PFDA	ND	0.273	1.07	2.13		B8B0074	12-Feb-18	1.06 g	22-Feb-18 18:51	1
MeFOSAA	ND	0.322	1.07	2.13		B8B0074	12-Feb-18	1.06 g	22-Feb-18 18:51	1
PFUnA	ND	0.377	1.07	2.13		B8B0074	12-Feb-18	1.06 g	22-Feb-18 18:51	1
EtFOSAA	ND	0.342	1.07	2.13		B8B0074	12-Feb-18	1.06 g	22-Feb-18 18:51	1
PFDoA	ND	0.294	1.07	2.13		B8B0074	12-Feb-18	1.06 g	22-Feb-18 18:51	1
PFTrDA	ND	0.130	1.07	2.13		B8B0074	12-Feb-18	1.06 g	22-Feb-18 18:51	1
PFTeDA	ND	0.211	1.07	2.13		B8B0074	12-Feb-18	1.06 g	22-Feb-18 18:51	1

Labeled Standards	Type	% Recovery	Limits	Qualifiers	Batch	Extracted	Samp Size	Analyzed	Dilution
13C3-PFBS	IS	94.3	50 - 150		B8B0074	12-Feb-18	1.06 g	22-Feb-18 18:51	1
13C2-PFHxA	IS	82.1	50 - 150		B8B0074	12-Feb-18	1.06 g	22-Feb-18 18:51	1
13C4-PFHpA	IS	83.6	50 - 150		B8B0074	12-Feb-18	1.06 g	22-Feb-18 18:51	1
18O2-PFHxS	IS	96.0	50 - 150		B8B0074	12-Feb-18	1.06 g	22-Feb-18 18:51	1
13C2-PFOA	IS	69.2	50 - 150		B8B0074	12-Feb-18	1.06 g	22-Feb-18 18:51	1
13C8-PFOS	IS	84.5	50 - 150		B8B0074	12-Feb-18	1.06 g	22-Feb-18 18:51	1
13C5-PFNA	IS	76.2	50 - 150		B8B0074	12-Feb-18	1.06 g	22-Feb-18 18:51	1
13C2-PFDA	IS	86.6	50 - 150		B8B0074	12-Feb-18	1.06 g	22-Feb-18 18:51	1
d3-MeFOSAA	IS	58.3	50 - 150		B8B0074	12-Feb-18	1.06 g	22-Feb-18 18:51	1
13C2-PFUnA	IS	78.6	50 - 150		B8B0074	12-Feb-18	1.06 g	22-Feb-18 18:51	1
d5-EtFOSAA	IS	71.2	50 - 150		B8B0074	12-Feb-18	1.06 g	22-Feb-18 18:51	1
13C2-PFDoA	IS	71.7	50 - 150		B8B0074	12-Feb-18	1.06 g	22-Feb-18 18:51	1
13C2-PFTeDA	IS	81.9	50 - 150		B8B0074	12-Feb-18	1.06 g	22-Feb-18 18:51	1

DL - Detection Limit

LOD - Limit of Detection
LOQ - Limit of quantitation

LCL-UCL- Lower control limit - upper control limit
The results are reported in dry weight.
The sample size is reported in wet weight.
Results reported to the DL.

When reported, PFHxS, PFOA and PFOS include both linear and branched isomers.
Only the linear isomer is reported for all other analytes.

Sample ID: WI-AF-SB607P-000H-0118

VAL - PFAS

Client Data				Laboratory Data			
Name:	CH2M Hill	Matrix:	Soil	Lab Sample:	1800268-13	Column:	BEH C18
Project:	NAS WI- AULT FIELD	Date Collected:	12-Jan-18 15:25	Date Received:	07-Feb-18 10:29		
Location:	SB607			% Solids:	84.2		

Analyte	Conc. (ng/g)	DL	LOD	LOQ	Qualifiers	Batch	Extracted	Samp Size	Analyzed	Dilution
PFBS	ND	0.322	0.886	1.77		B8B0074	12-Feb-18	1.34 g	22-Feb-18 19:02	1
PFHxA	ND	0.180	0.886	1.77		B8B0074	12-Feb-18	1.34 g	22-Feb-18 19:02	1
PFHpA	ND	0.182	0.886	1.77		B8B0074	12-Feb-18	1.34 g	22-Feb-18 19:02	1
PFHxS	ND	0.275	0.886	1.77		B8B0074	12-Feb-18	1.34 g	22-Feb-18 19:02	1
PFOA	ND	0.209	0.886	1.77		B8B0074	12-Feb-18	1.34 g	22-Feb-18 19:02	1
PFOS	ND	0.749	0.886	1.77		B8B0074	12-Feb-18	1.34 g	22-Feb-18 19:02	1
PFNA	ND	0.158	0.886	1.77		B8B0074	12-Feb-18	1.34 g	22-Feb-18 19:02	1
PFDA	ND	0.227	0.886	1.77		B8B0074	12-Feb-18	1.34 g	22-Feb-18 19:02	1
MeFOSAA	ND	0.268	0.886	1.77		B8B0074	12-Feb-18	1.34 g	22-Feb-18 19:02	1
PFUnA	ND	0.314	0.886	1.77		B8B0074	12-Feb-18	1.34 g	22-Feb-18 19:02	1
EtFOSAA	ND	0.285	0.886	1.77		B8B0074	12-Feb-18	1.34 g	22-Feb-18 19:02	1
PFDoA	ND	0.245	0.886	1.77		B8B0074	12-Feb-18	1.34 g	22-Feb-18 19:02	1
PFTeDA	ND	0.108	0.886	1.77		B8B0074	12-Feb-18	1.34 g	22-Feb-18 19:02	1
PFTeDA	ND	0.176	0.886	1.77		B8B0074	12-Feb-18	1.34 g	22-Feb-18 19:02	1

Labeled Standards	Type	% Recovery	Limits	Qualifiers	Batch	Extracted	Samp Size	Analyzed	Dilution
13C3-PFBS	IS	89.6	50 - 150		B8B0074	12-Feb-18	1.34 g	22-Feb-18 19:02	1
13C2-PFHxA	IS	75.1	50 - 150		B8B0074	12-Feb-18	1.34 g	22-Feb-18 19:02	1
13C4-PFHpA	IS	72.3	50 - 150		B8B0074	12-Feb-18	1.34 g	22-Feb-18 19:02	1
18O2-PFHxS	IS	91.9	50 - 150		B8B0074	12-Feb-18	1.34 g	22-Feb-18 19:02	1
13C2-PFOA	IS	80.7	50 - 150		B8B0074	12-Feb-18	1.34 g	22-Feb-18 19:02	1
13C8-PFOS	IS	82.5	50 - 150		B8B0074	12-Feb-18	1.34 g	22-Feb-18 19:02	1
13C5-PFNA	IS	82.4	50 - 150		B8B0074	12-Feb-18	1.34 g	22-Feb-18 19:02	1
13C2-PFDA	IS	72.4	50 - 150		B8B0074	12-Feb-18	1.34 g	22-Feb-18 19:02	1
d3-MeFOSAA	IS	63.6	50 - 150		B8B0074	12-Feb-18	1.34 g	22-Feb-18 19:02	1
13C2-PFUnA	IS	61.8	50 - 150		B8B0074	12-Feb-18	1.34 g	22-Feb-18 19:02	1
d5-EtFOSAA	IS	63.8	50 - 150		B8B0074	12-Feb-18	1.34 g	22-Feb-18 19:02	1
13C2-PFDoA	IS	64.5	50 - 150		B8B0074	12-Feb-18	1.34 g	22-Feb-18 19:02	1
13C2-PFTeDA	IS	82.9	50 - 150		B8B0074	12-Feb-18	1.34 g	22-Feb-18 19:02	1

DL - Detection Limit

LOD - Limit of Detection
LOQ - Limit of quantitation

LCL-UCL- Lower control limit - upper control limit
The results are reported in dry weight.
The sample size is reported in wet weight.
Results reported to the DL.

When reported, PFHxS, PFOA and PFOS include both linear and branched isomers.
Only the linear isomer is reported for all other analytes.

Sample ID: WI-AF-SB607-0203-0118

VAL - PFAS

Client Data				Laboratory Data			
Name:	CH2M Hill	Matrix:	Soil	Lab Sample:	1800268-14	Column:	BEH C18
Project:	NAS WI- AULT FIELD	Date Collected:	12-Jan-18 15:30	Date Received:	07-Feb-18 10:29		
Location:	SB607			% Solids:	87.5		

Analyte	Conc. (ng/g)	DL	LOD	LOQ	Qualifiers	Batch	Extracted	Samp Size	Analyzed	Dilution
PFBS	ND	0.340	0.937	1.87		B8B0074	12-Feb-18	1.22 g	22-Feb-18 19:48	1
PFHxA	ND	0.190	0.937	1.87		B8B0074	12-Feb-18	1.22 g	22-Feb-18 19:48	1
PFHpA	ND	0.192	0.937	1.87		B8B0074	12-Feb-18	1.22 g	22-Feb-18 19:48	1
PFHxS	ND	0.290	0.937	1.87		B8B0074	12-Feb-18	1.22 g	22-Feb-18 19:48	1
PFOA	ND	0.221	0.937	1.87		B8B0074	12-Feb-18	1.22 g	22-Feb-18 19:48	1
PFOS	ND	0.792	0.937	1.87		B8B0074	12-Feb-18	1.22 g	22-Feb-18 19:48	1
PFNA	ND	0.167	0.937	1.87		B8B0074	12-Feb-18	1.22 g	22-Feb-18 19:48	1
PFDA	ND	0.240	0.937	1.87		B8B0074	12-Feb-18	1.22 g	22-Feb-18 19:48	1
MeFOSAA	ND	0.283	0.937	1.87		B8B0074	12-Feb-18	1.22 g	22-Feb-18 19:48	1
PFUnA	ND	0.332	0.937	1.87		B8B0074	12-Feb-18	1.22 g	22-Feb-18 19:48	1
EtFOSAA	ND	0.301	0.937	1.87		B8B0074	12-Feb-18	1.22 g	22-Feb-18 19:48	1
PFDoA	ND	0.259	0.937	1.87		B8B0074	12-Feb-18	1.22 g	22-Feb-18 19:48	1
PFTrDA	ND	0.114	0.937	1.87		B8B0074	12-Feb-18	1.22 g	22-Feb-18 19:48	1
PFTeDA	ND	0.185	0.937	1.87		B8B0074	12-Feb-18	1.22 g	22-Feb-18 19:48	1

Labeled Standards	Type	% Recovery	Limits	Qualifiers	Batch	Extracted	Samp Size	Analyzed	Dilution
13C3-PFBS	IS	94.1	50 - 150		B8B0074	12-Feb-18	1.22 g	22-Feb-18 19:48	1
13C2-PFHxA	IS	83.0	50 - 150		B8B0074	12-Feb-18	1.22 g	22-Feb-18 19:48	1
13C4-PFHpA	IS	95.9	50 - 150		B8B0074	12-Feb-18	1.22 g	22-Feb-18 19:48	1
18O2-PFHxS	IS	81.8	50 - 150		B8B0074	12-Feb-18	1.22 g	22-Feb-18 19:48	1
13C2-PFOA	IS	86.8	50 - 150		B8B0074	12-Feb-18	1.22 g	22-Feb-18 19:48	1
13C8-PFOS	IS	85.1	50 - 150		B8B0074	12-Feb-18	1.22 g	22-Feb-18 19:48	1
13C5-PFNA	IS	107	50 - 150		B8B0074	12-Feb-18	1.22 g	22-Feb-18 19:48	1
13C2-PFDA	IS	74.4	50 - 150		B8B0074	12-Feb-18	1.22 g	22-Feb-18 19:48	1
d3-MeFOSAA	IS	59.2	50 - 150		B8B0074	12-Feb-18	1.22 g	22-Feb-18 19:48	1
13C2-PFUnA	IS	81.1	50 - 150		B8B0074	12-Feb-18	1.22 g	22-Feb-18 19:48	1
d5-EtFOSAA	IS	70.9	50 - 150		B8B0074	12-Feb-18	1.22 g	22-Feb-18 19:48	1
13C2-PFDoA	IS	81.5	50 - 150		B8B0074	12-Feb-18	1.22 g	22-Feb-18 19:48	1
13C2-PFTeDA	IS	119	50 - 150		B8B0074	12-Feb-18	1.22 g	22-Feb-18 19:48	1

DL - Detection Limit

LOD - Limit of Detection
LOQ - Limit of quantitation

LCL-UCL- Lower control limit - upper control limit
The results are reported in dry weight.
The sample size is reported in wet weight.
Results reported to the DL.

When reported, PFHxS, PFOA and PFOS include both linear and branched isomers.
Only the linear isomer is reported for all other analytes.

Sample ID: WI-AF-SB607-0405-0118

VAL - PFAS

Client Data				Laboratory Data			
Name:	CH2M Hill	Matrix:	Soil	Lab Sample:	1800268-15	Column:	BEH C18
Project:	NAS WI- AULT FIELD	Date Collected:	12-Jan-18 15:45	Date Received:	07-Feb-18 10:29		
Location:	SB607			% Solids:	85.2		

Analyte	Conc. (ng/g)	DL	LOD	LOQ	Qualifiers	Batch	Extracted	Samp Size	Analyzed	Dilution
PFBS	ND	0.422	1.16	2.32		B8B0074	12-Feb-18	1.01 g	22-Feb-18 20:00	1
PFHxA	ND	0.236	1.16	2.32		B8B0074	12-Feb-18	1.01 g	22-Feb-18 20:00	1
PFHpA	ND	0.238	1.16	2.32		B8B0074	12-Feb-18	1.01 g	22-Feb-18 20:00	1
PFHxS	ND	0.360	1.16	2.32		B8B0074	12-Feb-18	1.01 g	22-Feb-18 20:00	1
PFOA	ND	0.274	1.16	2.32		B8B0074	12-Feb-18	1.01 g	22-Feb-18 20:00	1
PFOS	ND	0.982	1.16	2.32		B8B0074	12-Feb-18	1.01 g	22-Feb-18 20:00	1
PFNA	ND	0.207	1.16	2.32		B8B0074	12-Feb-18	1.01 g	22-Feb-18 20:00	1
PFDA	ND	0.298	1.16	2.32		B8B0074	12-Feb-18	1.01 g	22-Feb-18 20:00	1
MeFOSAA	ND	0.351	1.16	2.32		B8B0074	12-Feb-18	1.01 g	22-Feb-18 20:00	1
PFUnA	ND	0.412	1.16	2.32		B8B0074	12-Feb-18	1.01 g	22-Feb-18 20:00	1
EtFOSAA	ND	0.373	1.16	2.32		B8B0074	12-Feb-18	1.01 g	22-Feb-18 20:00	1
PFDoA	ND	0.321	1.16	2.32		B8B0074	12-Feb-18	1.01 g	22-Feb-18 20:00	1
PFTrDA	ND	0.142	1.16	2.32		B8B0074	12-Feb-18	1.01 g	22-Feb-18 20:00	1
PFTeDA	ND	0.230	1.16	2.32		B8B0074	12-Feb-18	1.01 g	22-Feb-18 20:00	1

Labeled Standards	Type	% Recovery	Limits	Qualifiers	Batch	Extracted	Samp Size	Analyzed	Dilution
13C3-PFBS	IS	103	50 - 150		B8B0074	12-Feb-18	1.01 g	22-Feb-18 20:00	1
13C2-PFHxA	IS	77.0	50 - 150		B8B0074	12-Feb-18	1.01 g	22-Feb-18 20:00	1
13C4-PFHpA	IS	76.3	50 - 150		B8B0074	12-Feb-18	1.01 g	22-Feb-18 20:00	1
18O2-PFHxS	IS	80.6	50 - 150		B8B0074	12-Feb-18	1.01 g	22-Feb-18 20:00	1
13C2-PFOA	IS	82.1	50 - 150		B8B0074	12-Feb-18	1.01 g	22-Feb-18 20:00	1
13C8-PFOS	IS	83.7	50 - 150		B8B0074	12-Feb-18	1.01 g	22-Feb-18 20:00	1
13C5-PFNA	IS	85.1	50 - 150		B8B0074	12-Feb-18	1.01 g	22-Feb-18 20:00	1
13C2-PFDA	IS	75.0	50 - 150		B8B0074	12-Feb-18	1.01 g	22-Feb-18 20:00	1
d3-MeFOSAA	IS	66.3	50 - 150		B8B0074	12-Feb-18	1.01 g	22-Feb-18 20:00	1
13C2-PFUnA	IS	69.6	50 - 150		B8B0074	12-Feb-18	1.01 g	22-Feb-18 20:00	1
d5-EtFOSAA	IS	67.9	50 - 150		B8B0074	12-Feb-18	1.01 g	22-Feb-18 20:00	1
13C2-PFDoA	IS	88.8	50 - 150		B8B0074	12-Feb-18	1.01 g	22-Feb-18 20:00	1
13C2-PFTeDA	IS	95.8	50 - 150		B8B0074	12-Feb-18	1.01 g	22-Feb-18 20:00	1

DL - Detection Limit

LOD - Limit of Detection
LOQ - Limit of quantitation

LCL-UCL- Lower control limit - upper control limit
The results are reported in dry weight.
The sample size is reported in wet weight.
Results reported to the DL.

When reported, PFHxS, PFOA and PFOS include both linear and branched isomers.
Only the linear isomer is reported for all other analytes.

Sample ID: WI-AF-SB607-1011-0118

VAL - PFAS

Client Data				Laboratory Data			
Name:	CH2M Hill	Matrix:	Soil	Lab Sample:	1800268-16	Column:	BEH C18
Project:	NAS WI- AULT FIELD	Date Collected:	12-Jan-18 15:55	Date Received:	07-Feb-18 10:29		
Location:	SB607			% Solids:	89.0		

Analyte	Conc. (ng/g)	DL	LOD	LOQ	Qualifiers	Batch	Extracted	Samp Size	Analyzed	Dilution
PFBS	ND	0.324	0.892	1.78		B8B0074	12-Feb-18	1.26 g	22-Feb-18 20:11	1
PFHxA	ND	0.181	0.892	1.78		B8B0074	12-Feb-18	1.26 g	22-Feb-18 20:11	1
PFHpA	ND	0.183	0.892	1.78		B8B0074	12-Feb-18	1.26 g	22-Feb-18 20:11	1
PFHxS	ND	0.277	0.892	1.78		B8B0074	12-Feb-18	1.26 g	22-Feb-18 20:11	1
PFOA	ND	0.211	0.892	1.78		B8B0074	12-Feb-18	1.26 g	22-Feb-18 20:11	1
PFOS	ND	0.754	0.892	1.78		B8B0074	12-Feb-18	1.26 g	22-Feb-18 20:11	1
PFNA	ND	0.159	0.892	1.78		B8B0074	12-Feb-18	1.26 g	22-Feb-18 20:11	1
PFDA	ND	0.228	0.892	1.78		B8B0074	12-Feb-18	1.26 g	22-Feb-18 20:11	1
MeFOSAA	ND	0.269	0.892	1.78		B8B0074	12-Feb-18	1.26 g	22-Feb-18 20:11	1
PFUnA	ND	0.316	0.892	1.78		B8B0074	12-Feb-18	1.26 g	22-Feb-18 20:11	1
EtFOSAA	ND	0.286	0.892	1.78		B8B0074	12-Feb-18	1.26 g	22-Feb-18 20:11	1
PFDoA	ND	0.246	0.892	1.78		B8B0074	12-Feb-18	1.26 g	22-Feb-18 20:11	1
PFTeDA	ND	0.109	0.892	1.78		B8B0074	12-Feb-18	1.26 g	22-Feb-18 20:11	1
PFTeDA	ND	0.177	0.892	1.78		B8B0074	12-Feb-18	1.26 g	22-Feb-18 20:11	1

Labeled Standards	Type	% Recovery	Limits	Qualifiers	Batch	Extracted	Samp Size	Analyzed	Dilution
13C3-PFBS	IS	99.8	50 - 150		B8B0074	12-Feb-18	1.26 g	22-Feb-18 20:11	1
13C2-PFHxA	IS	84.2	50 - 150		B8B0074	12-Feb-18	1.26 g	22-Feb-18 20:11	1
13C4-PFHpA	IS	85.7	50 - 150		B8B0074	12-Feb-18	1.26 g	22-Feb-18 20:11	1
18O2-PFHxS	IS	76.2	50 - 150		B8B0074	12-Feb-18	1.26 g	22-Feb-18 20:11	1
13C2-PFOA	IS	91.7	50 - 150		B8B0074	12-Feb-18	1.26 g	22-Feb-18 20:11	1
13C8-PFOS	IS	77.9	50 - 150		B8B0074	12-Feb-18	1.26 g	22-Feb-18 20:11	1
13C5-PFNA	IS	103	50 - 150		B8B0074	12-Feb-18	1.26 g	22-Feb-18 20:11	1
13C2-PFDA	IS	80.4	50 - 150		B8B0074	12-Feb-18	1.26 g	22-Feb-18 20:11	1
d3-MeFOSAA	IS	74.2	50 - 150		B8B0074	12-Feb-18	1.26 g	22-Feb-18 20:11	1
13C2-PFUnA	IS	93.7	50 - 150		B8B0074	12-Feb-18	1.26 g	22-Feb-18 20:11	1
d5-EtFOSAA	IS	77.0	50 - 150		B8B0074	12-Feb-18	1.26 g	22-Feb-18 20:11	1
13C2-PFDoA	IS	77.8	50 - 150		B8B0074	12-Feb-18	1.26 g	22-Feb-18 20:11	1
13C2-PFTeDA	IS	111	50 - 150		B8B0074	12-Feb-18	1.26 g	22-Feb-18 20:11	1

DL - Detection Limit

LOD - Limit of Detection
LOQ - Limit of quantitation

LCL-UCL- Lower control limit - upper control limit
The results are reported in dry weight.
The sample size is reported in wet weight.
Results reported to the DL.

When reported, PFHxS, PFOA and PFOS include both linear and branched isomers.
Only the linear isomer is reported for all other analytes.

Sample ID: WI-AF-SB610-3940-0118

VAL - PFAS

Client Data				Laboratory Data			
Name:	CH2M Hill	Matrix:	Soil	Lab Sample:	1800268-17	Column:	BEH C18
Project:	NAS WI- AULT FIELD	Date Collected:	26-Jan-18 15:45	Date Received:	07-Feb-18 10:29		
Location:	SB610			% Solids:	82.3		

Analyte	Conc. (ng/g)	DL	LOD	LOQ	Qualifiers	Batch	Extracted	Samp Size	Analyzed	Dilution
PFBS	ND	0.401	1.10	2.21		B8B0074	12-Feb-18	1.10 g	22-Feb-18 20:22	1
PFHxA	ND	0.224	1.10	2.21		B8B0074	12-Feb-18	1.10 g	22-Feb-18 20:22	1
PFHpA	ND	0.226	1.10	2.21		B8B0074	12-Feb-18	1.10 g	22-Feb-18 20:22	1
PFHxS	ND	0.342	1.10	2.21		B8B0074	12-Feb-18	1.10 g	22-Feb-18 20:22	1
PFOA	ND	0.261	1.10	2.21		B8B0074	12-Feb-18	1.10 g	22-Feb-18 20:22	1
PFOS	ND	0.934	1.10	2.21		B8B0074	12-Feb-18	1.10 g	22-Feb-18 20:22	1
PFNA	ND	0.197	1.10	2.21		B8B0074	12-Feb-18	1.10 g	22-Feb-18 20:22	1
PFDA	ND	0.283	1.10	2.21		B8B0074	12-Feb-18	1.10 g	22-Feb-18 20:22	1
MeFOSAA	ND	0.334	1.10	2.21		B8B0074	12-Feb-18	1.10 g	22-Feb-18 20:22	1
PFUnA	ND	0.391	1.10	2.21		B8B0074	12-Feb-18	1.10 g	22-Feb-18 20:22	1
EtFOSAA	ND	0.355	1.10	2.21		B8B0074	12-Feb-18	1.10 g	22-Feb-18 20:22	1
PFDoA	ND	0.305	1.10	2.21		B8B0074	12-Feb-18	1.10 g	22-Feb-18 20:22	1
PFTrDA	ND	0.135	1.10	2.21		B8B0074	12-Feb-18	1.10 g	22-Feb-18 20:22	1
PFTeDA	ND	0.219	1.10	2.21		B8B0074	12-Feb-18	1.10 g	22-Feb-18 20:22	1

Labeled Standards	Type	% Recovery	Limits	Qualifiers	Batch	Extracted	Samp Size	Analyzed	Dilution
13C3-PFBS	IS	111	50 - 150		B8B0074	12-Feb-18	1.10 g	22-Feb-18 20:22	1
13C2-PFHxA	IS	76.5	50 - 150		B8B0074	12-Feb-18	1.10 g	22-Feb-18 20:22	1
13C4-PFHpA	IS	102	50 - 150		B8B0074	12-Feb-18	1.10 g	22-Feb-18 20:22	1
18O2-PFHxS	IS	90.7	50 - 150		B8B0074	12-Feb-18	1.10 g	22-Feb-18 20:22	1
13C2-PFOA	IS	85.3	50 - 150		B8B0074	12-Feb-18	1.10 g	22-Feb-18 20:22	1
13C8-PFOS	IS	88.4	50 - 150		B8B0074	12-Feb-18	1.10 g	22-Feb-18 20:22	1
13C5-PFNA	IS	86.0	50 - 150		B8B0074	12-Feb-18	1.10 g	22-Feb-18 20:22	1
13C2-PFDA	IS	94.3	50 - 150		B8B0074	12-Feb-18	1.10 g	22-Feb-18 20:22	1
d3-MeFOSAA	IS	82.6	50 - 150		B8B0074	12-Feb-18	1.10 g	22-Feb-18 20:22	1
13C2-PFUnA	IS	90.5	50 - 150		B8B0074	12-Feb-18	1.10 g	22-Feb-18 20:22	1
d5-EtFOSAA	IS	89.7	50 - 150		B8B0074	12-Feb-18	1.10 g	22-Feb-18 20:22	1
13C2-PFDoA	IS	97.4	50 - 150		B8B0074	12-Feb-18	1.10 g	22-Feb-18 20:22	1
13C2-PFTeDA	IS	87.4	50 - 150		B8B0074	12-Feb-18	1.10 g	22-Feb-18 20:22	1

DL - Detection Limit

LOD - Limit of Detection
LOQ - Limit of quantitation

LCL-UCL- Lower control limit - upper control limit
The results are reported in dry weight.
The sample size is reported in wet weight.
Results reported to the DL.

When reported, PFHxS, PFOA and PFOS include both linear and branched isomers.
Only the linear isomer is reported for all other analytes.

Sample ID: WI-AF-SB610P-3940-0118

VAL - PFAS

Client Data				Laboratory Data			
Name:	CH2M Hill	Matrix:	Soil	Lab Sample:	1800268-18	Column:	BEH C18
Project:	NAS WI- AULT FIELD	Date Collected:	26-Jan-18 15:50	Date Received:	07-Feb-18 10:29		
Location:	SB610			% Solids:	82.6		

Analyte	Conc. (ng/g)	DL	LOD	LOQ	Qualifiers	Batch	Extracted	Samp Size	Analyzed	Dilution
PFBS	ND	0.360	0.992	1.98		B8B0074	12-Feb-18	1.22 g	22-Feb-18 04:52	1
PFHxA	ND	0.201	0.992	1.98		B8B0074	12-Feb-18	1.22 g	22-Feb-18 04:52	1
PFHpA	ND	0.203	0.992	1.98		B8B0074	12-Feb-18	1.22 g	22-Feb-18 04:52	1
PFHxS	ND	0.308	0.992	1.98		B8B0074	12-Feb-18	1.22 g	22-Feb-18 04:52	1
PFOA	ND	0.234	0.992	1.98		B8B0074	12-Feb-18	1.22 g	22-Feb-18 04:52	1
PFOS	ND	0.839	0.992	1.98		B8B0074	12-Feb-18	1.22 g	22-Feb-18 04:52	1
PFNA	ND	0.177	0.992	1.98		B8B0074	12-Feb-18	1.22 g	22-Feb-18 04:52	1
PFDA	ND	0.254	0.992	1.98		B8B0074	12-Feb-18	1.22 g	22-Feb-18 04:52	1
MeFOSAA	ND	0.300	0.992	1.98		B8B0074	12-Feb-18	1.22 g	22-Feb-18 04:52	1
PFUnA	ND	0.351	0.992	1.98		B8B0074	12-Feb-18	1.22 g	22-Feb-18 04:52	1
EtFOSAA	ND	0.319	0.992	1.98		B8B0074	12-Feb-18	1.22 g	22-Feb-18 04:52	1
PFDoA	ND	0.274	0.992	1.98		B8B0074	12-Feb-18	1.22 g	22-Feb-18 20:34	1
PFTrDA	ND	0.121	0.992	1.98		B8B0074	12-Feb-18	1.22 g	22-Feb-18 04:52	1
PFTeDA	ND	0.197	0.992	1.98		B8B0074	12-Feb-18	1.22 g	22-Feb-18 04:52	1

Labeled Standards	Type	% Recovery	Limits	Qualifiers	Batch	Extracted	Samp Size	Analyzed	Dilution
13C3-PFBS	IS	95.2	50 - 150		B8B0074	12-Feb-18	1.22 g	22-Feb-18 04:52	1
13C2-PFHxA	IS	95.3	50 - 150		B8B0074	12-Feb-18	1.22 g	22-Feb-18 04:52	1
13C4-PFHpA	IS	93.3	50 - 150		B8B0074	12-Feb-18	1.22 g	22-Feb-18 04:52	1
18O2-PFHxS	IS	89.6	50 - 150		B8B0074	12-Feb-18	1.22 g	22-Feb-18 04:52	1
13C2-PFOA	IS	88.5	50 - 150		B8B0074	12-Feb-18	1.22 g	22-Feb-18 04:52	1
13C8-PFOS	IS	74.3	50 - 150		B8B0074	12-Feb-18	1.22 g	22-Feb-18 04:52	1
13C5-PFNA	IS	79.1	50 - 150		B8B0074	12-Feb-18	1.22 g	22-Feb-18 04:52	1
13C2-PFDA	IS	73.6	50 - 150		B8B0074	12-Feb-18	1.22 g	22-Feb-18 04:52	1
d3-MeFOSAA	IS	62.2	50 - 150		B8B0074	12-Feb-18	1.22 g	22-Feb-18 04:52	1
13C2-PFUnA	IS	79.2	50 - 150		B8B0074	12-Feb-18	1.22 g	22-Feb-18 04:52	1
d5-EtFOSAA	IS	65.8	50 - 150		B8B0074	12-Feb-18	1.22 g	22-Feb-18 04:52	1
13C2-PFDoA	IS	81.2	50 - 150		B8B0074	12-Feb-18	1.22 g	22-Feb-18 04:52	1
13C2-PFTeDA	IS	85.1	50 - 150		B8B0074	12-Feb-18	1.22 g	22-Feb-18 04:52	1

DL - Detection Limit

LOD - Limit of Detection
LOQ - Limit of quantitation

LCL-UCL- Lower control limit - upper control limit
The results are reported in dry weight.
The sample size is reported in wet weight.
Results reported to the DL.

When reported, PFHxS, PFOA and PFOS include both linear and branched isomers.
Only the linear isomer is reported for all other analytes.

DATA QUALIFIERS & ABBREVIATIONS

B	This compound was also detected in the method blank.
D	Dilution
E	The associated compound concentration exceeded the calibration range of the instrument.
H	Recovery and/or RPD was outside laboratory acceptance limits.
I	Chemical Interference
J	The amount detected is below the Reporting Limit/LOQ.
M	Estimated Maximum Possible Concentration. (CA Region 2 projects only)
*	See Cover Letter
Conc.	Concentration
NA	Not applicable
ND	Not Detected
TEQ	Toxic Equivalency
U	Not Detected (specific projects only)

Unless otherwise noted, solid sample results are reported in dry weight. Tissue samples are reported in wet weight.

CERTIFICATIONS

Accrediting Authority	Certificate Number
Alaska Department of Environmental Conservation	17-013
Arkansas Department of Environmental Quality	17-015-0
California Department of Health – ELAP	2892
DoD ELAP - A2LA Accredited - ISO/IEC 17025:2005	3091.01
Florida Department of Health	E87777-18
Hawaii Department of Health	N/A
Louisiana Department of Environmental Quality	01977
Maine Department of Health	2016026
Minnesota Department of Health	1322288
New Hampshire Environmental Accreditation Program	207717
New Jersey Department of Environmental Protection	CA003
New York Department of Health	11411
Oregon Laboratory Accreditation Program	4042-008
Pennsylvania Department of Environmental Protection	014
Texas Commission on Environmental Quality	T104704189-17-8
Virginia Department of General Services	9077
Washington Department of Ecology	C584
Wisconsin Department of Natural Resources	998036160

Current certificates and lists of licensed parameters are located in the Quality Assurance office and are available upon request.

COAST #1

pg 1 of 4



CHAIN OF CUSTODY

For Laboratory Use Only

Work Order #: 1800268 Temp: 0.5 °C
Storage ID: WR-2 Storage Secured: Yes No

Project ID: NAS WI - AULT FIELD PO#: _____ Sampler: MORGAN BRUNO
(name)

TAT Standard: 21 days
(check one): Rush (surcharge may apply)
 14 days 7 days Specify: _____

Invoice to: Name _____ Company _____ Address _____ City _____ State _____ Ph# _____ Fax# _____

Relinquished by (printed name and signature) _____ Date _____ Time _____ Received by (printed name and signature) _____ Date _____ Time _____

Relinquished by (printed name and signature) _____ Date _____ Time _____ Received by (printed name and signature) _____ Date _____ Time _____

SHIP TO: Vista Analytical Laboratory
1104 Windfield Way
El Dorado Hills, CA 95762
(916) 673-1520 * Fax (916) 673-0106

Method of Shipment: Fedex

Add Analysis(es) Requested

Container(s)

Mod EPA Method 537

EPA Method 537(DW only)

1800268

ATTN: _____ Tracking No.: _____

Sample ID	Date	Time	Location/Sample Description	Quantity	Type	Matrix	PFDA/ PFOS	UCMR3 PFAS List:6	537 List: 14	Full List of 28	Other: Please List Below	PFDA/ PFOS	UCMR3 PFAS List:6	PFAS List: 14	Comments
WI-AF-FB-010510	1/5/18	1010	Reagent Blank	2	PP	AQ			X						X
WI-AF-EB01-50-0110	1/5/18	1230	Equip Blank	2	P	AQ			X						X
WI-AF-SB614-0001-040	1/5/18	0915	SB-614	1	PS	SO			X						
WI-AF-SB614-0102-0118	1/5/18	0910	SB-614	1	PS	SO			X						
WI-AF-SB614-0102-0118	1/5/18	0920	SB-614	1	PS	SO			X						
WI-AF-FB-010718	1/7/18	1250	Reagent blank	2	P	AQ			X						X
WI-AF-EB02-50-0118	1/7/18	1235	Equip blank	2	P	AQ			X						X
WI-AF-SB612-0001-0118	1/7/18	0855	SB-612	1	PS	SO			X						
WI-AF-SB612-0204-0118	1/7/18	0900	SB-612	1	PS	SO			X						
WI-AF-SB612-045055-0118	1/7/18	0920	SB-612	1	PS	SO			X						

Special Instructions/Comments: _____

SEND DOCUMENTATION AND RESULTS TO:

Name: TIFFANY HILL
Company: CH2M
Address: 100 NG CIRCLE BLVD STE 3000
City: CORVALLIS State: OR Zip: 97330
Phone: 541-768-3149 Fax: _____
Email: TIFFANY.HILL@CH2M.COM

Container Types: P= HDPE, PJ= HDPE Jar
O = Other: _____

Bottle Preservation Type: T = Thiosulfate,
TZ = Trizma: _____

Matrix Types: AQ = Aqueous, DW = Drinking Water, EF = Effluent, PP = Pulp/Paper, SD = Sediment,
SL = Sludge, SO = Soil, WW = Wastewater, B = Blood/Serum, O = Other: _____



CHAIN OF CUSTODY

COOLER #1

Page 2 of 4

For Laboratory Use Only
 Work Order #: 1800268 Temp: 0.5 °C
 Storage ID: WR-2 Storage Secured: Yes No

Project ID: NAS WI - AULT FIELD PO#: _____ Sampler: Morgan Bouno
(name)

TAT Standard: 21 days
 (check one): Rush (surcharge may apply)
 14 days 7 days Specify: _____

Invoice to: Name _____ Company _____ Address _____ City _____ State _____ Ph# _____ Fax# _____

Relinquished by (printed name and signature) _____ Date _____ Time _____ Received by (printed name and signature) _____ Date _____ Time _____

Relinquished by (printed name and signature) _____ Date _____ Time _____ Received by (printed name and signature) _____ Date _____ Time _____

SHIP TO: Vista Analytical Laboratory
 1104 Windfield Way
 El Dorado Hills, CA 95762
 (916) 673-1520 * Fax (916) 673-0106

Method of Shipment:
Fedex

Add Analysis(es) Requested

Container(s)

Mod. EPA Method 537

EPA Method 537(DW only)

ATTN: _____

Tracking No.: _____

Sample ID	Date	Time	Location/Sample Description	Quantity	Type	Matrix	PFON/PFOS				UCMR3/PFAS List 8				PFAS List 14				Comments
WI-AF-SB612-04.505.5-0118MS	1/7/18	0900	SB612	1	P	SO					X								
WI-AF-SB612-04.505.5-0118SD	1/7/18	0900	SB612	1	P	SO					X								
WI-AF-SB612-6B70-0118	1/7/18	1300	SB612	1	P	SO					X								
WI-AF-SB613-0404.5-0118	1/10/18	1155	SB613	1	P	SO					X								
WI-AF-SB613-01.502-0118	1/10/18	1200	SB613	1	P	SO					X								
WI-AF-SB613-03.504.5-0118	1/10/18	1210	SB613	1	P	SO					X								
WI-AF-SB613-5057.8-0118	1/10/18	1515	SB613	1	P	SO					X								
WI-AF-FB-011018	1/10/18	1310	SB613	2	P	AQ					X							X	
WI-AF-EB03-50-0118	1/10/18	1315	SB613	2	P	AQ					X							X	
WI-AF-SB607-0404.5-0118	1/12/18	1520	SB607	1	P	SO					X								

Special Instructions/Comments: _____

SEND DOCUMENTATION AND RESULTS TO:

Name: TIFFANY HILL
 Company: CH2M
 Address: 1100 NG CIRCLE BLVD STE 300
 City: ORVALLS State: OR Zip: 97334
 Phone: 541-768-3109 Fax: _____
 Email: TIFFANY.HILL@CH2M.COM

Container Types: P= HDPE, PJ= HDPE Jar
 O = Other: _____

Bottle Preservation Type: T = Thiosulfate,
 TZ = Trizma: _____

Matrix Types: AQ = Aqueous, DW = Drinking Water, EF = Effluent, PP = Pulp/Paper, SD = Sediment,
 SL = Sludge, SO = Soil, WW = Wastewater, B = Blood/Serum, O = Other: _____

COOLER #1

Pg 3 of 4



CHAIN OF CUSTODY

For Laboratory Use Only
 Work Order #: 1800268 Temp: 0.5 °C
 Storage ID: WR-8 Storage Secured: Yes No

Project ID: NAS WI - AULT FIELD PO#: _____ Sampler: MORAN BRW
 (name)

TAT (check one): Standard: 21 days
 14 days 7 days Specify: _____
 Rush (surcharge may apply)

Invoice to: Name _____ Company _____ Address _____ City _____ State _____ Ph# _____ Fax# _____

Relinquished by (printed name and signature) <u>CHAM</u>	Date	Time	Received by (printed name and signature) <u>MORAN BRW</u>	Date	Time
Relinquished by (printed name and signature) <u>Rachel Clanner</u>	Date <u>2/6/18</u>	Time <u>1300</u>	Received by (printed name and signature) <u>B. Benedict</u>	Date <u>02/07/18</u>	Time <u>1046</u>

SHIP TO: Vista Analytical Laboratory
 1104 Windfield Way
 El Dorado Hills, CA 95762
 (916) 673-1520 * Fax (916) 673-0106

Method of Shipment: _____ Tracking No.: _____

ATTN: _____

Add Analysis(es) Requested
 Container(s)
 Mod. EPA Method 537
 EPA Method 537(DW only)

Sample ID	Date	Time	Location/Sample Description	Quantity	Type	Matrix	PFOS/PFOA	UCMR3 PFAS List 6	537 List: 14	Full List of 26	Other: Please List Below	PFOS/PFOA	UCMR3 PFAS List 6	PFAS List: 14	Comments
WI-AF-SB607-0405-0110	1/12/18	1525	SB607	1	PS	SU			X						
WI-AF-SB607-0403-0110	1/12/18	1530	SB607	1	PS	SU			X						
WI-AF-SB607-0405-0110	1/12/18	1545	SB607	1	PS	SU			X						
WI-AF-SB607-1011-0110	1/12/18	1555	SB607	1	PS	SU			X						
WI-AF-FB-011210	1/12/18	1600	SB607	2	PS	AQ			X					X	
WI-AF-EB04-SO-0110	1/12/18	1605	SB607	2	PS	AQ			X					X	

Special Instructions/Comments: _____

SEND DOCUMENTATION AND RESULTS TO:

Name: TIFFANY HILL
 Company: CH2M
 Address: 1100 NE CIRCLE BLVD STE 300
 City: CORVALLIS State: OR Zip: 97334
 Phone: 541-768-3109 Fax: _____
 Email: TIFFANY.HILL@CH2M.COM

Container Types: P= HDPE, PJ= HDPE Jar
 Bottle Preservation Type: T = Thiosulfate, TZ = Trizma:
 Matrix Types: AQ = Aqueous, DW = Drinking Water, EF = Effluent, PP = Pulp/Paper, SD = Sediment, SL = Sludge, SO = Soil, WW = Wastewater, B = Blood/Serum, O = Other:

Locker #1

pg 4 of 4



CHAIN OF CUSTODY

For Laboratory Use Only
 Work Order #: 1800268 Temp: 0.5 °C
 Storage ID: WR-2 Storage Secured: Yes No

Project ID: NAS WI - AULT FIELD PO#: _____ Sampler: MORGAN BRUNO
 (name)

TAT Standard: 21 days
 (check one): Rush (surcharge may apply)
 14 days 7 days Specify: _____

Invoice to: Name _____ Company _____ Address _____ City _____ State _____ Ph# _____ Fax# _____

Relinquished by (printed name and signature) _____ Date _____ Time _____ Received by (printed name and signature) _____ Date _____ Time _____

Relinquished by (printed name and signature) MORGAN BRUNO my rtr Date _____ Time _____ Received by (printed name and signature) Benedict DeBruin Date 02/07/18 Time 1046

SHIP TO: Vista Analytical Laboratory
 1104 Windfield Way
 El Dorado Hills, CA 95762
 (916) 673-1520 * Fax (916) 673-0106

Method of Shipment: _____ Tracking No.: _____

ATTN: _____

Add Analysis(es) Requested: _____

Container(s): _____

Mod. EPA Method 537
 EPA Method 537(DW only)

Sample ID	Date	Time	Location/Sample Description	Quantity	Type	Matrix	Add Analysis(es) Requested					EPA Method 537(DW only)			Comments		
							PFON/PFOs	UCMR3 PFAS List 6	337 List: 14	Full List of 26	Other: Please List Below	PFON/PFOs	UCMR3 PFAS List 6	PFAS List: 14			
WI-AF-EB-Φ1361Φ	1/26/18	154Φ	SB61Φ	2	P	AQ											
WI-AF-EB1Φ-Φ118	1/26/18	155Φ	SB61Φ	2	P	AQ											
WI-AF-SB61Φ-394Φ-Φ118	1/26/18	154Φ	SB61Φ	1	P	SO											
WI-AF-SB61Φ-394Φ-Φ118	1/26/18	155Φ	SB61Φ	1	P	SO											

Special Instructions/Comments: _____

SEND DOCUMENTATION AND RESULTS TO:

Name: TIFFANY HILL
 Company: CH2M
 Address: 1100 NE CIRCLE BLVD STE 300
 City: CORVALLIS State: OR Zip: 97330
 Phone: 541-768-3109 Fax: _____
 Email: TIFFANY.HILL@CH2M.COM

Container Types: P= HDPE, PJ= HDPE Jar Bottle Preservation Type: T = Thiosulfate, Matrix Types: AQ = Aqueous, DW = Drinking Water, EF = Effluent, PP = Pulp/Paper, SD = Sediment, O = Other; TZ = Trizma: _____
 SL = Sludge, SO = Soil, WW = Wastewater, B = Blood/Serum, O = Other: _____

Sample Log-in Checklist

Vista Work Order #: 1800268 TAT 7

Samples Arrival:	Date/Time: 02/07/18 1029	Initials: PAB	Location: WR-2
			Shelf/Rack: NA
Logged In:	Date/Time: 02/07/18 1320	Initials: PAB	Location: WR-2
			Shelf/Rack: E4
Delivered By:	<input checked="" type="checkbox"/> FedEx	<input type="checkbox"/> UPS	<input type="checkbox"/> On Trac
		<input type="checkbox"/> GSO	<input type="checkbox"/> DHL
		<input type="checkbox"/> Hand Delivered	<input type="checkbox"/> Other
Preservation:	<input checked="" type="checkbox"/> Ice	<input type="checkbox"/> Blue Ice	<input type="checkbox"/> Dry Ice
	<input type="checkbox"/> None		
Temp °C: 0.6 (uncorrected)	Time: 1048	Thermometer ID: IR-4	
Temp °C: 0.5 (corrected)	Probe used: Yes <input type="checkbox"/> No <input checked="" type="checkbox"/>		

	YES	NO	NA
Adequate Sample Volume Received?	✓		
Holding Time Acceptable?	✓		
Shipping Container(s) Intact?	✓		
Shipping Custody Seals Intact?	✓		
Shipping Documentation Present?	✓		
Airbill	Trk # 78961537 9965	✓	
Sample Container Intact?	✓		✓
Sample Custody Seals Intact?			✓
Chain of Custody / Sample Documentation Present?	✓		
COC Anomaly/Sample Acceptance Form completed?		✓	
If Chlorinated or Drinking Water Samples, Acceptable Preservation?			✓
Preservation Documented:	<input type="checkbox"/> Na ₂ S ₂ O ₃	<input type="checkbox"/> Trizma	<input type="checkbox"/> None
	<input type="checkbox"/> Yes	<input type="checkbox"/> No	<input checked="" type="checkbox"/> NA
Shipping Container	<input checked="" type="checkbox"/> Vista	<input type="checkbox"/> Client	<input checked="" type="checkbox"/> Retain
	<input type="checkbox"/> Return	<input type="checkbox"/> Dispose	

Comments:

February 27, 2018

Vista Work Order No. 1800268

Ms. Tiffany Hill
CH2M Hill
1100 NE Circle Blvd. Suite 300
Corvallis, OR 97330

Dear Ms. Hill,

Enclosed are the results for the sample set received at Vista Analytical Laboratory on February 07, 2018. This sample set was analyzed on a rush turn-around time, under your Project Name 'NAS WI- AULT FIELD'.

Vista Analytical Laboratory is committed to serving you effectively. If you require additional information, please contact me at 916-673-1520 or by email at mmaier@vista-analytical.com.

Thank you for choosing Vista as part of your analytical support team.

Sincerely,

Martha Maier
Laboratory Director



Vista Analytical Laboratory certifies that the report herein meets all the requirements set forth by NELAP for those applicable test methods. Results relate only to the samples as received by the laboratory. This report should not be reproduced except in full without the written approval of Vista.

Vista Work Order No. 1800268

Case Narrative

Sample Condition on Receipt:

Eighteen soil samples were received in good condition and within the method temperature requirements. The samples were received and stored securely in accordance with Vista standard operating procedures and EPA methodology.

Analytical Notes:

VAL-PFAS

The samples were extracted and analyzed for a selected list of PFAS using VAL Method PFAS.

Holding Times

The samples were extracted and analyzed within the hold times.

Quality Control

The Initial Calibration and Continuing Calibration Verifications met the method acceptance criteria.

A Method Blank and Ongoing Precision and Recovery (OPR) sample were extracted and analyzed with the preparation batch. No analytes were detected in the Method Blank above 1/2 the LOQ. The OPR recoveries were within the method acceptance criteria.

The extracts of samples "WI-AF-SB614P-0102-0118", "WI-AF-SB612-0204-0118", "WI-AF-SB610P-3940-0118" and the OPR were re-injected because one or more Injection Internal Standard Analyte response areas were outside of criteria. The area criteria passed for the second injections and the results from the re-injections have been reported.

The result for PFDoA for sample "WI-AF-SB610P-3940-0118" was reported from a separate injection.

The labeled standard recoveries for all QC and field samples were within the acceptance criteria.

An MS/MSD was performed on sample "WI-AF-SB612-04.505.5-0018". The MS/MSD recoveries and/or RPDs were out of the acceptance criteria for PFBS, PFDoA, and PFTrDA.

TABLE OF CONTENTS

Case Narrative.....	1
Table of Contents.....	3
Sample Inventory.....	4
Analytical Results.....	5
Qualifiers.....	27
Certifications.....	28
Sample Receipt.....	29
Extraction Information.....	34
Sample Data - VAL - PFAS.....	41
IIS Areas, IBs and CCVs.....	221
ICAL with ICV and IB.....	352

Sample Inventory Report

Vista Sample ID	Client Sample ID	Sampled	Received	Components/Containers
1800268-01	WI-AF-SB614-0001-0118	05-Jan-18 09:15	07-Feb-18 10:29	HDPE Jar, 6 oz
1800268-02	WI-AF-SB614-0102-0118	05-Jan-18 09:18	07-Feb-18 10:29	HDPE Jar, 6 oz
1800268-03	WI-AF-SB614P-0102-0118	05-Jan-18 09:20	07-Feb-18 10:29	HDPE Jar, 6 oz
1800268-04	WI-AF-SB612-0001-0118	07-Jan-18 08:55	07-Feb-18 10:29	HDPE Jar, 6 oz
1800268-05	WI-AF-SB612-0204-0118	07-Jan-18 09:00	07-Feb-18 10:29	HDPE Jar, 6 oz
1800268-06	WI-AF-SB612-04.505.5-0118	MS/MSD07-Jan-18 09:20	07-Feb-18 10:29	HDPE Jar, 6 oz HDPE Jar, 6 oz HDPE Jar, 6 oz
1800268-07	WI-AF-SB612-6870-0118	07-Jan-18 13:00	07-Feb-18 10:29	HDPE Jar, 6 oz
1800268-08	WI-AF-SB613-000.5-0118	07-Jan-18 11:55	07-Feb-18 10:29	HDPE Jar, 6 oz
1800268-09	WI-AF-SB613-0.502-0118	07-Jan-18 12:00	07-Feb-18 10:29	HDPE Jar, 6 oz
1800268-10	WI-AF-SB613-03.504.5-0118	10-Jan-18 12:10	07-Feb-18 10:29	HDPE Jar, 6 oz
1800268-11	WI-AF-SB613-5657.5-0118	10-Jan-18 15:15	07-Feb-18 10:29	HDPE Jar, 6 oz
1800268-12	WI-AF-SB607-000.5-0118	12-Jan-18 15:20	07-Feb-18 10:29	HDPE Jar, 6 oz
1800268-13	WI-AF-SB607P-000.5-0118	12-Jan-18 15:25	07-Feb-18 10:29	HDPE Jar, 6 oz
1800268-14	WI-AF-SB607-0203-0118	12-Jan-18 15:30	07-Feb-18 10:29	HDPE Jar, 6 oz
1800268-15	WI-AF-SB607-0405-0118	12-Jan-18 15:45	07-Feb-18 10:29	HDPE Jar, 6 oz
1800268-16	WI-AF-SB607-1011-0118	12-Jan-18 15:55	07-Feb-18 10:29	HDPE Jar, 6 oz
1800268-17	WI-AF-SB610-3940-0118	26-Jan-18 15:45	07-Feb-18 10:29	HDPE Jar, 6 oz
1800268-18	WI-AF-SB610P-3940-0118	26-Jan-18 15:50	07-Feb-18 10:29	HDPE Jar, 6 oz

ANALYTICAL RESULTS

Sample ID: Method Blank **VAL - PFAS**

Client Data				Laboratory Data			
Name:	CH2M Hill	Matrix:	Solid	Lab Sample:	B8B0074-BLK1	Column:	BEH C18
Project:	NAS WI- AULT FIELD						

Analyte	Conc. (ng/g)	DL	LOD	LOQ	Qualifiers	Batch	Extracted	Samp Size	Analyzed	Dilution
PFBS	ND	0.363	1.00	2.00		B8B0074	12-Feb-18	1.00 g	21-Feb-18 23:31	1
PFHxA	ND	0.203	1.00	2.00		B8B0074	12-Feb-18	1.00 g	21-Feb-18 23:31	1
PFHpA	ND	0.205	1.00	2.00		B8B0074	12-Feb-18	1.00 g	21-Feb-18 23:31	1
PFHxS	ND	0.310	1.00	2.00		B8B0074	12-Feb-18	1.00 g	21-Feb-18 23:31	1
PFOA	ND	0.236	1.00	2.00		B8B0074	12-Feb-18	1.00 g	21-Feb-18 23:31	1
PFOS	ND	0.845	1.00	2.00		B8B0074	12-Feb-18	1.00 g	21-Feb-18 23:31	1
PFNA	ND	0.178	1.00	2.00		B8B0074	12-Feb-18	1.00 g	21-Feb-18 23:31	1
PFDA	ND	0.256	1.00	2.00		B8B0074	12-Feb-18	1.00 g	21-Feb-18 23:31	1
MeFOSAA	ND	0.302	1.00	2.00		B8B0074	12-Feb-18	1.00 g	21-Feb-18 23:31	1
PFUnA	ND	0.354	1.00	2.00		B8B0074	12-Feb-18	1.00 g	21-Feb-18 23:31	1
EtFOSAA	ND	0.321	1.00	2.00		B8B0074	12-Feb-18	1.00 g	21-Feb-18 23:31	1
PFDoA	ND	0.276	1.00	2.00		B8B0074	12-Feb-18	1.00 g	21-Feb-18 23:31	1
PFTeDA	ND	0.122	1.00	2.00		B8B0074	12-Feb-18	1.00 g	21-Feb-18 23:31	1
PFTeDA	ND	0.198	1.00	2.00		B8B0074	12-Feb-18	1.00 g	21-Feb-18 23:31	1

Labeled Standards	Type	% Recovery	Limits	Qualifiers	Batch	Extracted	Samp Size	Analyzed	Dilution
13C3-PFBS	IS	102	50 - 150		B8B0074	12-Feb-18	1.00 g	21-Feb-18 23:31	1
13C2-PFHxA	IS	83.2	50 - 150		B8B0074	12-Feb-18	1.00 g	21-Feb-18 23:31	1
13C4-PFHpA	IS	85.2	50 - 150		B8B0074	12-Feb-18	1.00 g	21-Feb-18 23:31	1
18O2-PFHxS	IS	89.6	50 - 150		B8B0074	12-Feb-18	1.00 g	21-Feb-18 23:31	1
13C2-PFOA	IS	68.7	50 - 150		B8B0074	12-Feb-18	1.00 g	21-Feb-18 23:31	1
13C8-PFOS	IS	83.2	50 - 150		B8B0074	12-Feb-18	1.00 g	21-Feb-18 23:31	1
13C5-PFNA	IS	72.5	50 - 150		B8B0074	12-Feb-18	1.00 g	21-Feb-18 23:31	1
13C2-PFDA	IS	57.5	50 - 150		B8B0074	12-Feb-18	1.00 g	21-Feb-18 23:31	1
d3-MeFOSAA	IS	53.2	50 - 150		B8B0074	12-Feb-18	1.00 g	21-Feb-18 23:31	1
13C2-PFUnA	IS	59.0	50 - 150		B8B0074	12-Feb-18	1.00 g	21-Feb-18 23:31	1
d5-EtFOSAA	IS	73.7	50 - 150		B8B0074	12-Feb-18	1.00 g	21-Feb-18 23:31	1
13C2-PFDoA	IS	58.2	50 - 150		B8B0074	12-Feb-18	1.00 g	21-Feb-18 23:31	1
13C2-PFTeDA	IS	82.4	50 - 150		B8B0074	12-Feb-18	1.00 g	21-Feb-18 23:31	1

DL - Detection Limit

LOD - Limit of Detection
LOQ - Limit of quantitation

LCL-UCL- Lower control limit - upper control limit
The results are reported in dry weight.
The sample size is reported in wet weight.
Results reported to the DL.

When reported, PFHxS, PFOA and PFOS include both linear and branched isomers.
Only the linear isomer is reported for all other analytes.

Sample ID: OPR

VAL - PFAS

Client Data				Laboratory Data			
Name:	CH2M Hill	Matrix:	Solid	Lab Sample:	B8B0074-BS1	Column:	BEH C18
Project:	NAS WI- AULT FIELD						

Analyte	Amt Found (ng/g)	Spike Amt	% Rec	Limits	Qualifiers	Batch	Extracted	Samp Size	Analyzed	Dilution
PFBS	10.0	10.0	100	70-130		B8B0074	12-Feb-18	1.00 g	22-Feb-18 17:19	1
PFHxA	10.4	10.0	104	70-130		B8B0074	12-Feb-18	1.00 g	22-Feb-18 17:19	1
PFHpA	9.43	10.0	94.3	70-130		B8B0074	12-Feb-18	1.00 g	22-Feb-18 17:19	1
PFHxS	12.0	10.0	120	70-130		B8B0074	12-Feb-18	1.00 g	22-Feb-18 17:19	1
PFOA	11.3	10.0	113	70-130		B8B0074	12-Feb-18	1.00 g	22-Feb-18 17:19	1
PFOS	12.0	10.0	120	70-130		B8B0074	12-Feb-18	1.00 g	22-Feb-18 17:19	1
PFNA	11.3	10.0	113	70-130		B8B0074	12-Feb-18	1.00 g	22-Feb-18 17:19	1
PFDA	10.8	10.0	108	70-130		B8B0074	12-Feb-18	1.00 g	22-Feb-18 17:19	1
MeFOSAA	10.6	10.0	106	70-130		B8B0074	12-Feb-18	1.00 g	22-Feb-18 17:19	1
PFOA	11.5	10.0	115	70-130		B8B0074	12-Feb-18	1.00 g	22-Feb-18 17:19	1
EtFOSAA	11.1	10.0	111	70-130		B8B0074	12-Feb-18	1.00 g	22-Feb-18 17:19	1
PFDaA	13.0	10.0	130	70-130		B8B0074	12-Feb-18	1.00 g	22-Feb-18 17:19	1
PFTrDA	10.6	10.0	106	60-130		B8B0074	12-Feb-18	1.00 g	22-Feb-18 17:19	1
PFTeDA	13.0	10.0	130	70-130		B8B0074	12-Feb-18	1.00 g	22-Feb-18 17:19	1
Labeled Standards	Type		% Rec	Limits	Qualifiers	Batch	Extracted	Samp Size	Analyzed	Dilution
13C3-PFBS	IS		93.3	50- 150		B8B0074	12-Feb-18	1.00 g	22-Feb-18 17:19	1
13C2-PFHxA	IS		86.0	50- 150		B8B0074	12-Feb-18	1.00 g	22-Feb-18 17:19	1
13C4-PFHpA	IS		98.2	50- 150		B8B0074	12-Feb-18	1.00 g	22-Feb-18 17:19	1
18O2-PFHxS	IS		96.8	50- 150		B8B0074	12-Feb-18	1.00 g	22-Feb-18 17:19	1
13C2-PFOA	IS		82.2	50- 150		B8B0074	12-Feb-18	1.00 g	22-Feb-18 17:19	1
13C8-PFOS	IS		78.5	50- 150		B8B0074	12-Feb-18	1.00 g	22-Feb-18 17:19	1
13C5-PFNA	IS		78.8	50- 150		B8B0074	12-Feb-18	1.00 g	22-Feb-18 17:19	1
13C2-PFDA	IS		61.1	50- 150		B8B0074	12-Feb-18	1.00 g	22-Feb-18 17:19	1
d3-MeFOSAA	IS		55.4	50- 150		B8B0074	12-Feb-18	1.00 g	22-Feb-18 17:19	1
13C2-PFOA	IS		51.0	50- 150		B8B0074	12-Feb-18	1.00 g	22-Feb-18 17:19	1
d5-EtFOSAA	IS		57.8	50- 150		B8B0074	12-Feb-18	1.00 g	22-Feb-18 17:19	1
13C2-PFDaA	IS		57.7	50- 150		B8B0074	12-Feb-18	1.00 g	22-Feb-18 17:19	1
13C2-PFTeDA	IS		56.8	50- 150		B8B0074	12-Feb-18	1.00 g	22-Feb-18 17:19	1

Sample ID: WI-AF-SB614-0001-0118

VAL - PFAS

Client Data				Laboratory Data			
Name:	CH2M Hill	Matrix:	Soil	Lab Sample:	1800268-01	Column:	BEH C18
Project:	NAS WI- AULT FIELD	Date Collected:	05-Jan-18 09:15	Date Received:	07-Feb-18 10:29		
Location:	SB-614			% Solids:	52.9		

Analyte	Conc. (ng/g)	DL	LOD	LOQ	Qualifiers	Batch	Extracted	Samp Size	Analyzed	Dilution
PFBS	ND	0.388	1.07	2.14		B8B0074	12-Feb-18	1.77 g	22-Feb-18 00:17	1
PFHxA	ND	0.217	1.07	2.14		B8B0074	12-Feb-18	1.77 g	22-Feb-18 00:17	1
PFHpA	ND	0.219	1.07	2.14		B8B0074	12-Feb-18	1.77 g	22-Feb-18 00:17	1
PFHxS	ND	0.331	1.07	2.14		B8B0074	12-Feb-18	1.77 g	22-Feb-18 00:17	1
PFOA	ND	0.252	1.07	2.14		B8B0074	12-Feb-18	1.77 g	22-Feb-18 00:17	1
PFOS	ND	0.902	1.07	2.14		B8B0074	12-Feb-18	1.77 g	22-Feb-18 00:17	1
PFNA	ND	0.190	1.07	2.14		B8B0074	12-Feb-18	1.77 g	22-Feb-18 00:17	1
PFDA	ND	0.273	1.07	2.14		B8B0074	12-Feb-18	1.77 g	22-Feb-18 00:17	1
MeFOSAA	ND	0.323	1.07	2.14		B8B0074	12-Feb-18	1.77 g	22-Feb-18 00:17	1
PFUnA	ND	0.378	1.07	2.14		B8B0074	12-Feb-18	1.77 g	22-Feb-18 00:17	1
EtFOSAA	ND	0.343	1.07	2.14		B8B0074	12-Feb-18	1.77 g	22-Feb-18 00:17	1
PFDoA	ND	0.295	1.07	2.14		B8B0074	12-Feb-18	1.77 g	22-Feb-18 00:17	1
PFTrDA	ND	0.130	1.07	2.14		B8B0074	12-Feb-18	1.77 g	22-Feb-18 00:17	1
PFTeDA	ND	0.211	1.07	2.14		B8B0074	12-Feb-18	1.77 g	22-Feb-18 00:17	1

Labeled Standards	Type	% Recovery	Limits	Qualifiers	Batch	Extracted	Samp Size	Analyzed	Dilution
13C3-PFBS	IS	89.6	50 - 150		B8B0074	12-Feb-18	1.77 g	22-Feb-18 00:17	1
13C2-PFHxA	IS	88.9	50 - 150		B8B0074	12-Feb-18	1.77 g	22-Feb-18 00:17	1
13C4-PFHpA	IS	85.1	50 - 150		B8B0074	12-Feb-18	1.77 g	22-Feb-18 00:17	1
18O2-PFHxS	IS	91.2	50 - 150		B8B0074	12-Feb-18	1.77 g	22-Feb-18 00:17	1
13C2-PFOA	IS	75.0	50 - 150		B8B0074	12-Feb-18	1.77 g	22-Feb-18 00:17	1
13C8-PFOS	IS	84.2	50 - 150		B8B0074	12-Feb-18	1.77 g	22-Feb-18 00:17	1
13C5-PFNA	IS	79.0	50 - 150		B8B0074	12-Feb-18	1.77 g	22-Feb-18 00:17	1
13C2-PFDA	IS	62.8	50 - 150		B8B0074	12-Feb-18	1.77 g	22-Feb-18 00:17	1
d3-MeFOSAA	IS	50.8	50 - 150		B8B0074	12-Feb-18	1.77 g	22-Feb-18 00:17	1
13C2-PFUnA	IS	51.8	50 - 150		B8B0074	12-Feb-18	1.77 g	22-Feb-18 00:17	1
d5-EtFOSAA	IS	57.9	50 - 150		B8B0074	12-Feb-18	1.77 g	22-Feb-18 00:17	1
13C2-PFDoA	IS	60.8	50 - 150		B8B0074	12-Feb-18	1.77 g	22-Feb-18 00:17	1
13C2-PFTeDA	IS	93.9	50 - 150		B8B0074	12-Feb-18	1.77 g	22-Feb-18 00:17	1

DL - Detection Limit

LOD - Limit of Detection
LOQ - Limit of quantitation

LCL-UCL- Lower control limit - upper control limit
The results are reported in dry weight.
The sample size is reported in wet weight.
Results reported to the DL.

When reported, PFHxS, PFOA and PFOS include both linear and branched isomers.
Only the linear isomer is reported for all other analytes.

Sample ID: WI-AF-SB614-0102-0118

VAL - PFAS

Client Data				Laboratory Data			
Name:	CH2M Hill	Matrix:	Soil	Lab Sample:	1800268-02	Column:	BEH C18
Project:	NAS WI- AULT FIELD	Date Collected:	05-Jan-18 09:18	Date Received:	07-Feb-18 10:29		
Location:	SB-614			% Solids:	73.2		

Analyte	Conc. (ng/g)	DL	LOD	LOQ	Qualifiers	Batch	Extracted	Samp Size	Analyzed	Dilution
PFBS	ND	0.397	1.09	2.19		B8B0074	12-Feb-18	1.25 g	22-Feb-18 00:29	1
PFHxA	ND	0.222	1.09	2.19		B8B0074	12-Feb-18	1.25 g	22-Feb-18 00:29	1
PFHpA	ND	0.224	1.09	2.19		B8B0074	12-Feb-18	1.25 g	22-Feb-18 00:29	1
PFHxS	ND	0.339	1.09	2.19		B8B0074	12-Feb-18	1.25 g	22-Feb-18 00:29	1
PFOA	ND	0.258	1.09	2.19		B8B0074	12-Feb-18	1.25 g	22-Feb-18 00:29	1
PFOS	ND	0.923	1.09	2.19		B8B0074	12-Feb-18	1.25 g	22-Feb-18 00:29	1
PFNA	ND	0.194	1.09	2.19		B8B0074	12-Feb-18	1.25 g	22-Feb-18 00:29	1
PFDA	ND	0.280	1.09	2.19		B8B0074	12-Feb-18	1.25 g	22-Feb-18 00:29	1
MeFOSAA	ND	0.330	1.09	2.19		B8B0074	12-Feb-18	1.25 g	22-Feb-18 00:29	1
PFUnA	ND	0.387	1.09	2.19		B8B0074	12-Feb-18	1.25 g	22-Feb-18 00:29	1
EtFOSAA	ND	0.351	1.09	2.19		B8B0074	12-Feb-18	1.25 g	22-Feb-18 00:29	1
PFDoA	ND	0.302	1.09	2.19		B8B0074	12-Feb-18	1.25 g	22-Feb-18 00:29	1
PFTrDA	ND	0.133	1.09	2.19		B8B0074	12-Feb-18	1.25 g	22-Feb-18 00:29	1
PFTeDA	ND	0.216	1.09	2.19		B8B0074	12-Feb-18	1.25 g	22-Feb-18 00:29	1

Labeled Standards	Type	% Recovery	Limits	Qualifiers	Batch	Extracted	Samp Size	Analyzed	Dilution
13C3-PFBS	IS	97.7	50 - 150		B8B0074	12-Feb-18	1.25 g	22-Feb-18 00:29	1
13C2-PFHxA	IS	88.1	50 - 150		B8B0074	12-Feb-18	1.25 g	22-Feb-18 00:29	1
13C4-PFHpA	IS	88.1	50 - 150		B8B0074	12-Feb-18	1.25 g	22-Feb-18 00:29	1
18O2-PFHxS	IS	78.8	50 - 150		B8B0074	12-Feb-18	1.25 g	22-Feb-18 00:29	1
13C2-PFOA	IS	79.0	50 - 150		B8B0074	12-Feb-18	1.25 g	22-Feb-18 00:29	1
13C8-PFOS	IS	80.7	50 - 150		B8B0074	12-Feb-18	1.25 g	22-Feb-18 00:29	1
13C5-PFNA	IS	72.9	50 - 150		B8B0074	12-Feb-18	1.25 g	22-Feb-18 00:29	1
13C2-PFDA	IS	88.0	50 - 150		B8B0074	12-Feb-18	1.25 g	22-Feb-18 00:29	1
d3-MeFOSAA	IS	59.5	50 - 150		B8B0074	12-Feb-18	1.25 g	22-Feb-18 00:29	1
13C2-PFUnA	IS	78.1	50 - 150		B8B0074	12-Feb-18	1.25 g	22-Feb-18 00:29	1
d5-EtFOSAA	IS	74.9	50 - 150		B8B0074	12-Feb-18	1.25 g	22-Feb-18 00:29	1
13C2-PFDoA	IS	76.8	50 - 150		B8B0074	12-Feb-18	1.25 g	22-Feb-18 00:29	1
13C2-PFTeDA	IS	108	50 - 150		B8B0074	12-Feb-18	1.25 g	22-Feb-18 00:29	1

DL - Detection Limit

LOD - Limit of Detection
LOQ - Limit of quantitation

LCL-UCL- Lower control limit - upper control limit
The results are reported in dry weight.
The sample size is reported in wet weight.
Results reported to the DL.

When reported, PFHxS, PFOA and PFOS include both linear and branched isomers.
Only the linear isomer is reported for all other analytes.

Sample ID: WI-AF-SB614P-0102-0118

VAL - PFAS

Client Data				Laboratory Data			
Name:	CH2M Hill	Matrix:	Soil	Lab Sample:	1800268-03	Column:	BEH C18
Project:	NAS WI- AULT FIELD	Date Collected:	05-Jan-18 09:20	Date Received:	07-Feb-18 10:29		
Location:	SB-614			% Solids:	72.5		

Analyte	Conc. (ng/g)	DL	LOD	LOQ	Qualifiers	Batch	Extracted	Samp Size	Analyzed	Dilution
PFBS	ND	0.391	1.08	2.15		B8B0074	12-Feb-18	1.28 g	22-Feb-18 17:30	1
PFHxA	ND	0.219	1.08	2.15		B8B0074	12-Feb-18	1.28 g	22-Feb-18 17:30	1
PFHpA	ND	0.221	1.08	2.15		B8B0074	12-Feb-18	1.28 g	22-Feb-18 17:30	1
PFHxS	ND	0.334	1.08	2.15		B8B0074	12-Feb-18	1.28 g	22-Feb-18 17:30	1
PFOA	ND	0.254	1.08	2.15		B8B0074	12-Feb-18	1.28 g	22-Feb-18 17:30	1
PFOS	ND	0.910	1.08	2.15		B8B0074	12-Feb-18	1.28 g	22-Feb-18 17:30	1
PFNA	ND	0.192	1.08	2.15		B8B0074	12-Feb-18	1.28 g	22-Feb-18 17:30	1
PFDA	ND	0.276	1.08	2.15		B8B0074	12-Feb-18	1.28 g	22-Feb-18 17:30	1
MeFOSAA	ND	0.325	1.08	2.15		B8B0074	12-Feb-18	1.28 g	22-Feb-18 17:30	1
PFUnA	ND	0.381	1.08	2.15		B8B0074	12-Feb-18	1.28 g	22-Feb-18 17:30	1
EtFOSAA	ND	0.346	1.08	2.15		B8B0074	12-Feb-18	1.28 g	22-Feb-18 17:30	1
PFDoA	ND	0.297	1.08	2.15		B8B0074	12-Feb-18	1.28 g	22-Feb-18 17:30	1
PFTeDA	ND	0.131	1.08	2.15		B8B0074	12-Feb-18	1.28 g	22-Feb-18 17:30	1
PFTeDA	ND	0.213	1.08	2.15		B8B0074	12-Feb-18	1.28 g	22-Feb-18 17:30	1

Labeled Standards	Type	% Recovery	Limits	Qualifiers	Batch	Extracted	Samp Size	Analyzed	Dilution
13C3-PFBS	IS	97.7	50 - 150		B8B0074	12-Feb-18	1.28 g	22-Feb-18 17:30	1
13C2-PFHxA	IS	76.8	50 - 150		B8B0074	12-Feb-18	1.28 g	22-Feb-18 17:30	1
13C4-PFHpA	IS	87.9	50 - 150		B8B0074	12-Feb-18	1.28 g	22-Feb-18 17:30	1
18O2-PFHxS	IS	83.3	50 - 150		B8B0074	12-Feb-18	1.28 g	22-Feb-18 17:30	1
13C2-PFOA	IS	80.2	50 - 150		B8B0074	12-Feb-18	1.28 g	22-Feb-18 17:30	1
13C8-PFOS	IS	94.4	50 - 150		B8B0074	12-Feb-18	1.28 g	22-Feb-18 17:30	1
13C5-PFNA	IS	87.7	50 - 150		B8B0074	12-Feb-18	1.28 g	22-Feb-18 17:30	1
13C2-PFDA	IS	93.2	50 - 150		B8B0074	12-Feb-18	1.28 g	22-Feb-18 17:30	1
d3-MeFOSAA	IS	58.1	50 - 150		B8B0074	12-Feb-18	1.28 g	22-Feb-18 17:30	1
13C2-PFUnA	IS	77.5	50 - 150		B8B0074	12-Feb-18	1.28 g	22-Feb-18 17:30	1
d5-EtFOSAA	IS	71.0	50 - 150		B8B0074	12-Feb-18	1.28 g	22-Feb-18 17:30	1
13C2-PFDoA	IS	69.5	50 - 150		B8B0074	12-Feb-18	1.28 g	22-Feb-18 17:30	1
13C2-PFTeDA	IS	55.8	50 - 150		B8B0074	12-Feb-18	1.28 g	22-Feb-18 17:30	1

DL - Detection Limit

LOD - Limit of Detection
LOQ - Limit of quantitation

LCL-UCL- Lower control limit - upper control limit
The results are reported in dry weight.
The sample size is reported in wet weight.
Results reported to the DL.

When reported, PFHxS, PFOA and PFOS include both linear and branched isomers.
Only the linear isomer is reported for all other analytes.

Sample ID: WI-AF-SB612-0001-0118

VAL - PFAS

Client Data				Laboratory Data			
Name:	CH2M Hill	Matrix:	Soil	Lab Sample:	1800268-04	Column:	BEH C18
Project:	NAS WI- AULT FIELD	Date Collected:	07-Jan-18 08:55	Date Received:	07-Feb-18 10:29		
Location:	SB-612			% Solids:	74.1		

Analyte	Conc. (ng/g)	DL	LOD	LOQ	Qualifiers	Batch	Extracted	Samp Size	Analyzed	Dilution
PFBS	ND	0.371	1.02	2.04		B8B0074	12-Feb-18	1.32 g	22-Feb-18 00:52	1
PFHxA	ND	0.207	1.02	2.04		B8B0074	12-Feb-18	1.32 g	22-Feb-18 00:52	1
PFHpA	ND	0.209	1.02	2.04		B8B0074	12-Feb-18	1.32 g	22-Feb-18 00:52	1
PFHxS	ND	0.317	1.02	2.04		B8B0074	12-Feb-18	1.32 g	22-Feb-18 00:52	1
PFOA	ND	0.241	1.02	2.04		B8B0074	12-Feb-18	1.32 g	22-Feb-18 00:52	1
PFOS	ND	0.864	1.02	2.04		B8B0074	12-Feb-18	1.32 g	22-Feb-18 00:52	1
PFNA	ND	0.182	1.02	2.04		B8B0074	12-Feb-18	1.32 g	22-Feb-18 00:52	1
PFDA	ND	0.262	1.02	2.04		B8B0074	12-Feb-18	1.32 g	22-Feb-18 00:52	1
MeFOSAA	ND	0.309	1.02	2.04		B8B0074	12-Feb-18	1.32 g	22-Feb-18 00:52	1
PFUnA	ND	0.362	1.02	2.04		B8B0074	12-Feb-18	1.32 g	22-Feb-18 00:52	1
EtFOSAA	ND	0.328	1.02	2.04		B8B0074	12-Feb-18	1.32 g	22-Feb-18 00:52	1
PFDoA	ND	0.282	1.02	2.04		B8B0074	12-Feb-18	1.32 g	22-Feb-18 00:52	1
PFTrDA	ND	0.125	1.02	2.04		B8B0074	12-Feb-18	1.32 g	22-Feb-18 00:52	1
PFTeDA	ND	0.202	1.02	2.04		B8B0074	12-Feb-18	1.32 g	22-Feb-18 00:52	1

Labeled Standards	Type	% Recovery	Limits	Qualifiers	Batch	Extracted	Samp Size	Analyzed	Dilution
13C3-PFBS	IS	89.4	50 - 150		B8B0074	12-Feb-18	1.32 g	22-Feb-18 00:52	1
13C2-PFHxA	IS	78.1	50 - 150		B8B0074	12-Feb-18	1.32 g	22-Feb-18 00:52	1
13C4-PFHpA	IS	85.8	50 - 150		B8B0074	12-Feb-18	1.32 g	22-Feb-18 00:52	1
18O2-PFHxS	IS	78.5	50 - 150		B8B0074	12-Feb-18	1.32 g	22-Feb-18 00:52	1
13C2-PFOA	IS	84.2	50 - 150		B8B0074	12-Feb-18	1.32 g	22-Feb-18 00:52	1
13C8-PFOS	IS	86.8	50 - 150		B8B0074	12-Feb-18	1.32 g	22-Feb-18 00:52	1
13C5-PFNA	IS	76.7	50 - 150		B8B0074	12-Feb-18	1.32 g	22-Feb-18 00:52	1
13C2-PFDA	IS	74.5	50 - 150		B8B0074	12-Feb-18	1.32 g	22-Feb-18 00:52	1
d3-MeFOSAA	IS	64.5	50 - 150		B8B0074	12-Feb-18	1.32 g	22-Feb-18 00:52	1
13C2-PFUnA	IS	67.3	50 - 150		B8B0074	12-Feb-18	1.32 g	22-Feb-18 00:52	1
d5-EtFOSAA	IS	76.5	50 - 150		B8B0074	12-Feb-18	1.32 g	22-Feb-18 00:52	1
13C2-PFDoA	IS	76.1	50 - 150		B8B0074	12-Feb-18	1.32 g	22-Feb-18 00:52	1
13C2-PFTeDA	IS	81.6	50 - 150		B8B0074	12-Feb-18	1.32 g	22-Feb-18 00:52	1

DL - Detection Limit

LOD - Limit of Detection
LOQ - Limit of quantitation

LCL-UCL- Lower control limit - upper control limit
The results are reported in dry weight.
The sample size is reported in wet weight.
Results reported to the DL.

When reported, PFHxS, PFOA and PFOS include both linear and branched isomers.
Only the linear isomer is reported for all other analytes.

Sample ID: WI-AF-SB612-0204-0118

VAL - PFAS

Client Data				Laboratory Data			
Name:	CH2M Hill	Matrix:	Soil	Lab Sample:	1800268-05	Column:	BEH C18
Project:	NAS WI- AULT FIELD	Date Collected:	07-Jan-18 09:00	Date Received:	07-Feb-18 10:29		
Location:	SB-612			% Solids:	77.7		

Analyte	Conc. (ng/g)	DL	LOD	LOQ	Qualifiers	Batch	Extracted	Samp Size	Analyzed	Dilution
PFBS	ND	0.374	1.03	2.06		B8B0074	12-Feb-18	1.25 g	22-Feb-18 17:42	1
PFHxA	ND	0.209	1.03	2.06		B8B0074	12-Feb-18	1.25 g	22-Feb-18 17:42	1
PFHpA	ND	0.211	1.03	2.06		B8B0074	12-Feb-18	1.25 g	22-Feb-18 17:42	1
PFHxS	ND	0.319	1.03	2.06		B8B0074	12-Feb-18	1.25 g	22-Feb-18 17:42	1
PFOA	ND	0.243	1.03	2.06		B8B0074	12-Feb-18	1.25 g	22-Feb-18 17:42	1
PFOS	ND	0.870	1.03	2.06		B8B0074	12-Feb-18	1.25 g	22-Feb-18 17:42	1
PFNA	ND	0.183	1.03	2.06		B8B0074	12-Feb-18	1.25 g	22-Feb-18 17:42	1
PFDA	ND	0.263	1.03	2.06		B8B0074	12-Feb-18	1.25 g	22-Feb-18 17:42	1
MeFOSAA	ND	0.311	1.03	2.06		B8B0074	12-Feb-18	1.25 g	22-Feb-18 17:42	1
PFUnA	ND	0.364	1.03	2.06		B8B0074	12-Feb-18	1.25 g	22-Feb-18 17:42	1
EtFOSAA	ND	0.330	1.03	2.06		B8B0074	12-Feb-18	1.25 g	22-Feb-18 17:42	1
PFDoA	ND	0.284	1.03	2.06		B8B0074	12-Feb-18	1.25 g	22-Feb-18 17:42	1
PFTrDA	ND	0.126	1.03	2.06		B8B0074	12-Feb-18	1.25 g	22-Feb-18 17:42	1
PFTeDA	ND	0.204	1.03	2.06		B8B0074	12-Feb-18	1.25 g	22-Feb-18 17:42	1

Labeled Standards	Type	% Recovery	Limits	Qualifiers	Batch	Extracted	Samp Size	Analyzed	Dilution
13C3-PFBS	IS	107	50 - 150		B8B0074	12-Feb-18	1.25 g	22-Feb-18 17:42	1
13C2-PFHxA	IS	94.3	50 - 150		B8B0074	12-Feb-18	1.25 g	22-Feb-18 17:42	1
13C4-PFHpA	IS	89.3	50 - 150		B8B0074	12-Feb-18	1.25 g	22-Feb-18 17:42	1
18O2-PFHxS	IS	100	50 - 150		B8B0074	12-Feb-18	1.25 g	22-Feb-18 17:42	1
13C2-PFOA	IS	82.4	50 - 150		B8B0074	12-Feb-18	1.25 g	22-Feb-18 17:42	1
13C8-PFOS	IS	110	50 - 150		B8B0074	12-Feb-18	1.25 g	22-Feb-18 17:42	1
13C5-PFNA	IS	75.7	50 - 150		B8B0074	12-Feb-18	1.25 g	22-Feb-18 17:42	1
13C2-PFDA	IS	99.5	50 - 150		B8B0074	12-Feb-18	1.25 g	22-Feb-18 17:42	1
d3-MeFOSAA	IS	75.1	50 - 150		B8B0074	12-Feb-18	1.25 g	22-Feb-18 17:42	1
13C2-PFUnA	IS	84.4	50 - 150		B8B0074	12-Feb-18	1.25 g	22-Feb-18 17:42	1
d5-EtFOSAA	IS	73.8	50 - 150		B8B0074	12-Feb-18	1.25 g	22-Feb-18 17:42	1
13C2-PFDoA	IS	85.9	50 - 150		B8B0074	12-Feb-18	1.25 g	22-Feb-18 17:42	1
13C2-PFTeDA	IS	125	50 - 150		B8B0074	12-Feb-18	1.25 g	22-Feb-18 17:42	1

DL - Detection Limit

LOD - Limit of Detection
LOQ - Limit of quantitation

LCL-UCL- Lower control limit - upper control limit
The results are reported in dry weight.
The sample size is reported in wet weight.
Results reported to the DL.

When reported, PFHxS, PFOA and PFOS include both linear and branched isomers.
Only the linear isomer is reported for all other analytes.

Sample ID: WI-AF-SB612-04H05H-0118

VAL - PFAS

Client Data				Laboratory Data			
Name:	CH2M Hill	Matrix:	Soil	Lab Sample:	1800268-06	Column:	BEH C18
Project:	NAS WI- AULT FIELD	Date Collected:	07-Jan-18 09:20	Date Received:	07-Feb-18 10:29		
Location:	SB-612			% Solids:	71.6		

Analyte	Conc. (ng/g)	DL	LOD	LOQ	Qualifiers	Batch	Extracted	Samp Size	Analyzed	Dilution
PFBS	ND	0.345	0.951	1.90		B8B0074	12-Feb-18	1.47 g	22-Feb-18 01:14	1
PFHxA	ND	0.193	0.951	1.90		B8B0074	12-Feb-18	1.47 g	22-Feb-18 01:14	1
PFHpA	ND	0.195	0.951	1.90		B8B0074	12-Feb-18	1.47 g	22-Feb-18 01:14	1
PFHxS	ND	0.295	0.951	1.90		B8B0074	12-Feb-18	1.47 g	22-Feb-18 01:14	1
PFOA	ND	0.224	0.951	1.90		B8B0074	12-Feb-18	1.47 g	22-Feb-18 01:14	1
PFOS	ND	0.803	0.951	1.90		B8B0074	12-Feb-18	1.47 g	22-Feb-18 01:14	1
PFNA	ND	0.169	0.951	1.90		B8B0074	12-Feb-18	1.47 g	22-Feb-18 01:14	1
PFDA	ND	0.243	0.951	1.90		B8B0074	12-Feb-18	1.47 g	22-Feb-18 01:14	1
MeFOSAA	ND	0.287	0.951	1.90		B8B0074	12-Feb-18	1.47 g	22-Feb-18 01:14	1
PFOA	ND	0.336	0.951	1.90		B8B0074	12-Feb-18	1.47 g	22-Feb-18 01:14	1
EtFOSAA	ND	0.305	0.951	1.90		B8B0074	12-Feb-18	1.47 g	22-Feb-18 01:14	1
PFDaA	ND	0.262	0.951	1.90		B8B0074	12-Feb-18	1.47 g	22-Feb-18 01:14	1
PFTeDA	ND	0.116	0.951	1.90		B8B0074	12-Feb-18	1.47 g	22-Feb-18 01:14	1
PFTeDA	ND	0.188	0.951	1.90		B8B0074	12-Feb-18	1.47 g	22-Feb-18 01:14	1

Labeled Standards	Type	% Recovery	Limits	Qualifiers	Batch	Extracted	Samp Size	Analyzed	Dilution
13C3-PFBS	IS	105	50 - 150		B8B0074	12-Feb-18	1.47 g	22-Feb-18 01:14	1
13C2-PFHxA	IS	84.0	50 - 150		B8B0074	12-Feb-18	1.47 g	22-Feb-18 01:14	1
13C4-PFHpA	IS	89.5	50 - 150		B8B0074	12-Feb-18	1.47 g	22-Feb-18 01:14	1
18O2-PFHxS	IS	91.2	50 - 150		B8B0074	12-Feb-18	1.47 g	22-Feb-18 01:14	1
13C2-PFOA	IS	79.4	50 - 150		B8B0074	12-Feb-18	1.47 g	22-Feb-18 01:14	1
13C8-PFOS	IS	95.5	50 - 150		B8B0074	12-Feb-18	1.47 g	22-Feb-18 01:14	1
13C5-PFNA	IS	88.7	50 - 150		B8B0074	12-Feb-18	1.47 g	22-Feb-18 01:14	1
13C2-PFDA	IS	77.2	50 - 150		B8B0074	12-Feb-18	1.47 g	22-Feb-18 01:14	1
d3-MeFOSAA	IS	77.4	50 - 150		B8B0074	12-Feb-18	1.47 g	22-Feb-18 01:14	1
13C2-PFOA	IS	95.2	50 - 150		B8B0074	12-Feb-18	1.47 g	22-Feb-18 01:14	1
d5-EtFOSAA	IS	86.6	50 - 150		B8B0074	12-Feb-18	1.47 g	22-Feb-18 01:14	1
13C2-PFDaA	IS	90.5	50 - 150		B8B0074	12-Feb-18	1.47 g	22-Feb-18 01:14	1
13C2-PFTeDA	IS	132	50 - 150		B8B0074	12-Feb-18	1.47 g	22-Feb-18 01:14	1

DL - Detection Limit

LOD - Limit of Detection
LOQ - Limit of quantitation

LCL-UCL- Lower control limit - upper control limit
The results are reported in dry weight.
The sample size is reported in wet weight.
Results reported to the DL.

When reported, PFHxS, PFOA and PFOS include both linear and branched isomers.
Only the linear isomer is reported for all other analytes.

Sample ID: WI-AF-SB612-04H05H-0118

VAL - PFAS

Name:	CH2M Hill	Lab Sample:	B8B0074-MS1/B8B0074-MSD1	Source Lab Sample:	1800268-06
Project:	NAS WI- AULT FIELD	QC Batch:	B8B0074	Date Extracted:	12-Feb-18
Matrix:	Solid	Samp Size:	1.43/1.50 g	Column:	BEH C18

Analyte	Sample (ng/g)	MS (ng/g)	MS Spike Amt	MS % Rec	MS Quals	MSD (ng/g)	MSD Spike Amt	MSD % Rec	RPD	MSD Quals	%Rec Limits	RPD Limits	MS Analyzed	MS Dil	MSD Analyzed	MSD Dil
PFBS	ND	13.1	9.77	135	H	12.1	9.32	130	3.77		70-130	30	21-Feb-18 23:43	1	21-Feb-18 23:54	1
PFHxA	ND	12.7	9.77	130		10.2	9.32	110	16.7		70-130	30	21-Feb-18 23:43	1	21-Feb-18 23:54	1
PFHpA	ND	10.9	9.77	111		11.4	9.32	123	10.3		70-130	30	21-Feb-18 23:43	1	21-Feb-18 23:54	1
PFHxS	ND	9.81	9.77	99.8		8.93	9.32	95.2	4.72		70-130	30	21-Feb-18 23:43	1	21-Feb-18 23:54	1
PFOA	ND	11.3	9.77	115		10.4	9.32	111	3.54		70-130	30	21-Feb-18 23:43	1	21-Feb-18 23:54	1
PFOS	ND	11.3	9.77	116		10.7	9.32	114	1.74		70-130	30	21-Feb-18 23:43	1	21-Feb-18 23:54	1
PFNA	ND	9.77	9.77	100.0		10.5	9.32	112	11.3		70-130	30	21-Feb-18 23:43	1	21-Feb-18 23:54	1
PFDA	ND	12.4	9.77	126		9.12	9.32	97.9	25.1		70-130	30	21-Feb-18 23:43	1	21-Feb-18 23:54	1
MeFOSAA	ND	10.2	9.77	104		11.0	9.32	118	12.6		70-130	30	21-Feb-18 23:43	1	21-Feb-18 23:54	1
PFUnA	ND	10.7	9.77	110		10.1	9.32	109	0.913		70-130	30	21-Feb-18 23:43	1	21-Feb-18 23:54	1
EtFOSAA	ND	11.0	9.77	112		9.67	9.32	104	7.41		70-130	30	21-Feb-18 23:43	1	21-Feb-18 23:54	1
PFDoA	ND	10.4	9.77	107		14.9	9.32	160	39.7	H	70-130	30	21-Feb-18 23:43	1	21-Feb-18 23:54	1
PFTrDA	ND	14.3	9.77	146	H	10.9	9.32	116	22.9		60-130	30	21-Feb-18 23:43	1	21-Feb-18 23:54	1
PFTeDA	ND	9.00	9.77	92.2		8.91	9.32	95.6	3.62		70-130	30	21-Feb-18 23:43	1	21-Feb-18 23:54	1

Labeled Standards	Type	MS % Rec	MS Quals	MSD % Rec	MSD Quals	Limits	MS Analyzed	MS Dil	MSD Analyzed	MSD Dil
13C3-PFBS	IS	95.9		100		50-150	21-Feb-18 23:43	1	21-Feb-18 23:54	1
13C2-PFHxA	IS	72.5		92.5		50-150	21-Feb-18 23:43	1	21-Feb-18 23:54	1
13C4-PFHpA	IS	81.9		80.0		50-150	21-Feb-18 23:43	1	21-Feb-18 23:54	1
18O2-PFHxS	IS	97.6		97.0		50-150	21-Feb-18 23:43	1	21-Feb-18 23:54	1
13C2-PFOA	IS	84.7		85.4		50-150	21-Feb-18 23:43	1	21-Feb-18 23:54	1
13C8-PFOS	IS	78.9		98.6		50-150	21-Feb-18 23:43	1	21-Feb-18 23:54	1
13C5-PFNA	IS	90.1		88.7		50-150	21-Feb-18 23:43	1	21-Feb-18 23:54	1
13C2-PFDA	IS	86.5		73.6		50-150	21-Feb-18 23:43	1	21-Feb-18 23:54	1
d3-MeFOSAA	IS	87.8		59.7		50-150	21-Feb-18 23:43	1	21-Feb-18 23:54	1
13C2-PFUnA	IS	90.3		69.8		50-150	21-Feb-18 23:43	1	21-Feb-18 23:54	1
d5-EtFOSAA	IS	90.3		71.7		50-150	21-Feb-18 23:43	1	21-Feb-18 23:54	1
13C2-PFDoA	IS	104		58.7		50-150	21-Feb-18 23:43	1	21-Feb-18 23:54	1
13C2-PFTeDA	IS	119		82.1		50-150	21-Feb-18 23:43	1	21-Feb-18 23:54	1

Sample ID: WI-AF-SB612-6870-0118

VAL - PFAS

Client Data				Laboratory Data			
Name:	CH2M Hill	Matrix:	Soil	Lab Sample:	1800268-07	Column:	BEH C18
Project:	NAS WI- AULT FIELD	Date Collected:	07-Jan-18 13:00	Date Received:	07-Feb-18 10:29		
Location:	SB612			% Solids:	82.3		

Analyte	Conc. (ng/g)	DL	LOD	LOQ	Qualifiers	Batch	Extracted	Samp Size	Analyzed	Dilution
PFBS	ND	0.339	0.935	1.87		B8B0074	12-Feb-18	1.30 g	22-Feb-18 17:53	1
PFHxA	ND	0.190	0.935	1.87		B8B0074	12-Feb-18	1.30 g	22-Feb-18 17:53	1
PFHpA	ND	0.192	0.935	1.87		B8B0074	12-Feb-18	1.30 g	22-Feb-18 17:53	1
PFHxS	ND	0.290	0.935	1.87		B8B0074	12-Feb-18	1.30 g	22-Feb-18 17:53	1
PFOA	ND	0.221	0.935	1.87		B8B0074	12-Feb-18	1.30 g	22-Feb-18 17:53	1
PFOS	ND	0.790	0.935	1.87		B8B0074	12-Feb-18	1.30 g	22-Feb-18 17:53	1
PFNA	ND	0.166	0.935	1.87		B8B0074	12-Feb-18	1.30 g	22-Feb-18 17:53	1
PFDA	ND	0.239	0.935	1.87		B8B0074	12-Feb-18	1.30 g	22-Feb-18 17:53	1
MeFOSAA	ND	0.282	0.935	1.87		B8B0074	12-Feb-18	1.30 g	22-Feb-18 17:53	1
PFUnA	ND	0.331	0.935	1.87		B8B0074	12-Feb-18	1.30 g	22-Feb-18 17:53	1
EtFOSAA	ND	0.300	0.935	1.87		B8B0074	12-Feb-18	1.30 g	22-Feb-18 17:53	1
PFDoA	ND	0.258	0.935	1.87		B8B0074	12-Feb-18	1.30 g	22-Feb-18 17:53	1
PFTrDA	ND	0.114	0.935	1.87		B8B0074	12-Feb-18	1.30 g	22-Feb-18 17:53	1
PFTeDA	ND	0.185	0.935	1.87		B8B0074	12-Feb-18	1.30 g	22-Feb-18 17:53	1

Labeled Standards	Type	% Recovery	Limits	Qualifiers	Batch	Extracted	Samp Size	Analyzed	Dilution
13C3-PFBS	IS	97.8	50 - 150		B8B0074	12-Feb-18	1.30 g	22-Feb-18 17:53	1
13C2-PFHxA	IS	81.2	50 - 150		B8B0074	12-Feb-18	1.30 g	22-Feb-18 17:53	1
13C4-PFHpA	IS	88.2	50 - 150		B8B0074	12-Feb-18	1.30 g	22-Feb-18 17:53	1
18O2-PFHxS	IS	105	50 - 150		B8B0074	12-Feb-18	1.30 g	22-Feb-18 17:53	1
13C2-PFOA	IS	83.0	50 - 150		B8B0074	12-Feb-18	1.30 g	22-Feb-18 17:53	1
13C8-PFOS	IS	74.1	50 - 150		B8B0074	12-Feb-18	1.30 g	22-Feb-18 17:53	1
13C5-PFNA	IS	77.1	50 - 150		B8B0074	12-Feb-18	1.30 g	22-Feb-18 17:53	1
13C2-PFDA	IS	93.9	50 - 150		B8B0074	12-Feb-18	1.30 g	22-Feb-18 17:53	1
d3-MeFOSAA	IS	78.6	50 - 150		B8B0074	12-Feb-18	1.30 g	22-Feb-18 17:53	1
13C2-PFUnA	IS	68.6	50 - 150		B8B0074	12-Feb-18	1.30 g	22-Feb-18 17:53	1
d5-EtFOSAA	IS	71.2	50 - 150		B8B0074	12-Feb-18	1.30 g	22-Feb-18 17:53	1
13C2-PFDoA	IS	88.0	50 - 150		B8B0074	12-Feb-18	1.30 g	22-Feb-18 17:53	1
13C2-PFTeDA	IS	92.6	50 - 150		B8B0074	12-Feb-18	1.30 g	22-Feb-18 17:53	1

DL - Detection Limit

LOD - Limit of Detection
LOQ - Limit of quantitation

LCL-UCL- Lower control limit - upper control limit
The results are reported in dry weight.
The sample size is reported in wet weight.
Results reported to the DL.

When reported, PFHxS, PFOA and PFOS include both linear and branched isomers.
Only the linear isomer is reported for all other analytes.

Sample ID: WI-AF-SB613-000H-0118

VAL - PFAS

Client Data				Laboratory Data			
Name:	CH2M Hill	Matrix:	Soil	Lab Sample:	1800268-08	Column:	BEH C18
Project:	NAS WI- AULT FIELD	Date Collected:	07-Jan-18 11:55	Date Received:	07-Feb-18 10:29		
Location:	SB613			% Solids:	72.6		

Analyte	Conc. (ng/g)	DL	LOD	LOQ	Qualifiers	Batch	Extracted	Samp Size	Analyzed	Dilution
PFBS	ND	0.360	0.991	1.98		B8B0074	12-Feb-18	1.39 g	22-Feb-18 18:05	1
PFHxA	ND	0.201	0.991	1.98		B8B0074	12-Feb-18	1.39 g	22-Feb-18 18:05	1
PFHpA	ND	0.203	0.991	1.98		B8B0074	12-Feb-18	1.39 g	22-Feb-18 18:05	1
PFHxS	ND	0.307	0.991	1.98		B8B0074	12-Feb-18	1.39 g	22-Feb-18 18:05	1
PFOA	ND	0.234	0.991	1.98		B8B0074	12-Feb-18	1.39 g	22-Feb-18 18:05	1
PFOS	ND	0.837	0.991	1.98		B8B0074	12-Feb-18	1.39 g	22-Feb-18 18:05	1
PFNA	ND	0.176	0.991	1.98		B8B0074	12-Feb-18	1.39 g	22-Feb-18 18:05	1
PFDA	ND	0.254	0.991	1.98		B8B0074	12-Feb-18	1.39 g	22-Feb-18 18:05	1
MeFOSAA	ND	0.299	0.991	1.98		B8B0074	12-Feb-18	1.39 g	22-Feb-18 18:05	1
PFUnA	ND	0.351	0.991	1.98		B8B0074	12-Feb-18	1.39 g	22-Feb-18 18:05	1
EtFOSAA	ND	0.318	0.991	1.98		B8B0074	12-Feb-18	1.39 g	22-Feb-18 18:05	1
PFDoA	ND	0.273	0.991	1.98		B8B0074	12-Feb-18	1.39 g	22-Feb-18 18:05	1
PFTrDA	ND	0.121	0.991	1.98		B8B0074	12-Feb-18	1.39 g	22-Feb-18 18:05	1
PFTeDA	ND	0.196	0.991	1.98		B8B0074	12-Feb-18	1.39 g	22-Feb-18 18:05	1

Labeled Standards	Type	% Recovery	Limits	Qualifiers	Batch	Extracted	Samp Size	Analyzed	Dilution
13C3-PFBS	IS	89.9	50 - 150		B8B0074	12-Feb-18	1.39 g	22-Feb-18 18:05	1
13C2-PFHxA	IS	72.7	50 - 150		B8B0074	12-Feb-18	1.39 g	22-Feb-18 18:05	1
13C4-PFHpA	IS	81.7	50 - 150		B8B0074	12-Feb-18	1.39 g	22-Feb-18 18:05	1
18O2-PFHxS	IS	76.7	50 - 150		B8B0074	12-Feb-18	1.39 g	22-Feb-18 18:05	1
13C2-PFOA	IS	70.9	50 - 150		B8B0074	12-Feb-18	1.39 g	22-Feb-18 18:05	1
13C8-PFOS	IS	90.1	50 - 150		B8B0074	12-Feb-18	1.39 g	22-Feb-18 18:05	1
13C5-PFNA	IS	68.8	50 - 150		B8B0074	12-Feb-18	1.39 g	22-Feb-18 18:05	1
13C2-PFDA	IS	85.6	50 - 150		B8B0074	12-Feb-18	1.39 g	22-Feb-18 18:05	1
d3-MeFOSAA	IS	75.1	50 - 150		B8B0074	12-Feb-18	1.39 g	22-Feb-18 18:05	1
13C2-PFUnA	IS	77.1	50 - 150		B8B0074	12-Feb-18	1.39 g	22-Feb-18 18:05	1
d5-EtFOSAA	IS	75.3	50 - 150		B8B0074	12-Feb-18	1.39 g	22-Feb-18 18:05	1
13C2-PFDoA	IS	89.7	50 - 150		B8B0074	12-Feb-18	1.39 g	22-Feb-18 18:05	1
13C2-PFTeDA	IS	113	50 - 150		B8B0074	12-Feb-18	1.39 g	22-Feb-18 18:05	1

DL - Detection Limit

LOD - Limit of Detection
LOQ - Limit of quantitation

LCL-UCL- Lower control limit - upper control limit
The results are reported in dry weight.
The sample size is reported in wet weight.
Results reported to the DL.

When reported, PFHxS, PFOA and PFOS include both linear and branched isomers.
Only the linear isomer is reported for all other analytes.

Sample ID: WI-AF-SB613-0H02-0118

VAL - PFAS

Client Data				Laboratory Data			
Name:	CH2M Hill	Matrix:	Soil	Lab Sample:	1800268-09	Column:	BEH C18
Project:	NAS WI- AULT FIELD	Date Collected:	07-Jan-18 12:00	Date Received:	07-Feb-18 10:29		
Location:	SB613			% Solids:	72.1		

Analyte	Conc. (ng/g)	DL	LOD	LOQ	Qualifiers	Batch	Extracted	Samp Size	Analyzed	Dilution
PFBS	ND	0.376	1.04	2.07		B8B0074	12-Feb-18	1.34 g	22-Feb-18 18:16	1
PFHxA	ND	0.210	1.04	2.07		B8B0074	12-Feb-18	1.34 g	22-Feb-18 18:16	1
PFHpA	ND	0.212	1.04	2.07		B8B0074	12-Feb-18	1.34 g	22-Feb-18 18:16	1
PFHxS	ND	0.321	1.04	2.07		B8B0074	12-Feb-18	1.34 g	22-Feb-18 18:16	1
PFOA	ND	0.244	1.04	2.07		B8B0074	12-Feb-18	1.34 g	22-Feb-18 18:16	1
PFOS	ND	0.875	1.04	2.07		B8B0074	12-Feb-18	1.34 g	22-Feb-18 18:16	1
PFNA	ND	0.184	1.04	2.07		B8B0074	12-Feb-18	1.34 g	22-Feb-18 18:16	1
PFDA	ND	0.265	1.04	2.07		B8B0074	12-Feb-18	1.34 g	22-Feb-18 18:16	1
MeFOSAA	ND	0.313	1.04	2.07		B8B0074	12-Feb-18	1.34 g	22-Feb-18 18:16	1
PFUnA	ND	0.367	1.04	2.07		B8B0074	12-Feb-18	1.34 g	22-Feb-18 18:16	1
EtFOSAA	ND	0.332	1.04	2.07		B8B0074	12-Feb-18	1.34 g	22-Feb-18 18:16	1
PFDoA	ND	0.286	1.04	2.07		B8B0074	12-Feb-18	1.34 g	22-Feb-18 18:16	1
PFTrDA	ND	0.126	1.04	2.07		B8B0074	12-Feb-18	1.34 g	22-Feb-18 18:16	1
PFTeDA	ND	0.205	1.04	2.07		B8B0074	12-Feb-18	1.34 g	22-Feb-18 18:16	1

Labeled Standards	Type	% Recovery	Limits	Qualifiers	Batch	Extracted	Samp Size	Analyzed	Dilution
13C3-PFBS	IS	99.1	50 - 150		B8B0074	12-Feb-18	1.34 g	22-Feb-18 18:16	1
13C2-PFHxA	IS	76.8	50 - 150		B8B0074	12-Feb-18	1.34 g	22-Feb-18 18:16	1
13C4-PFHpA	IS	85.9	50 - 150		B8B0074	12-Feb-18	1.34 g	22-Feb-18 18:16	1
18O2-PFHxS	IS	75.9	50 - 150		B8B0074	12-Feb-18	1.34 g	22-Feb-18 18:16	1
13C2-PFOA	IS	69.8	50 - 150		B8B0074	12-Feb-18	1.34 g	22-Feb-18 18:16	1
13C8-PFOS	IS	89.0	50 - 150		B8B0074	12-Feb-18	1.34 g	22-Feb-18 18:16	1
13C5-PFNA	IS	75.2	50 - 150		B8B0074	12-Feb-18	1.34 g	22-Feb-18 18:16	1
13C2-PFDA	IS	76.9	50 - 150		B8B0074	12-Feb-18	1.34 g	22-Feb-18 18:16	1
d3-MeFOSAA	IS	62.7	50 - 150		B8B0074	12-Feb-18	1.34 g	22-Feb-18 18:16	1
13C2-PFUnA	IS	66.4	50 - 150		B8B0074	12-Feb-18	1.34 g	22-Feb-18 18:16	1
d5-EtFOSAA	IS	68.4	50 - 150		B8B0074	12-Feb-18	1.34 g	22-Feb-18 18:16	1
13C2-PFDoA	IS	80.2	50 - 150		B8B0074	12-Feb-18	1.34 g	22-Feb-18 18:16	1
13C2-PFTeDA	IS	113	50 - 150		B8B0074	12-Feb-18	1.34 g	22-Feb-18 18:16	1

DL - Detection Limit

LOD - Limit of Detection
LOQ - Limit of quantitation

LCL-UCL- Lower control limit - upper control limit
The results are reported in dry weight.
The sample size is reported in wet weight.
Results reported to the DL.

When reported, PFHxS, PFOA and PFOS include both linear and branched isomers.
Only the linear isomer is reported for all other analytes.

Sample ID: WI-AF-SB613-03H04H-0118

VAL - PFAS

Client Data				Laboratory Data			
Name:	CH2M Hill	Matrix:	Soil	Lab Sample:	1800268-10	Column:	BEH C18
Project:	NAS WI- AULT FIELD	Date Collected:	10-Jan-18 12:10	Date Received:	07-Feb-18 10:29		
Location:	SB613			% Solids:	73.8		

Analyte	Conc. (ng/g)	DL	LOD	LOQ	Qualifiers	Batch	Extracted	Samp Size	Analyzed	Dilution
PFBS	ND	0.410	1.13	2.26		B8B0074	12-Feb-18	1.20 g	22-Feb-18 18:28	1
PFHxA	ND	0.229	1.13	2.26		B8B0074	12-Feb-18	1.20 g	22-Feb-18 18:28	1
PFHpA	ND	0.232	1.13	2.26		B8B0074	12-Feb-18	1.20 g	22-Feb-18 18:28	1
PFHxS	ND	0.350	1.13	2.26		B8B0074	12-Feb-18	1.20 g	22-Feb-18 18:28	1
PFOA	ND	0.267	1.13	2.26		B8B0074	12-Feb-18	1.20 g	22-Feb-18 18:28	1
PFOS	ND	0.955	1.13	2.26		B8B0074	12-Feb-18	1.20 g	22-Feb-18 18:28	1
PFNA	ND	0.201	1.13	2.26		B8B0074	12-Feb-18	1.20 g	22-Feb-18 18:28	1
PFDA	ND	0.289	1.13	2.26		B8B0074	12-Feb-18	1.20 g	22-Feb-18 18:28	1
MeFOSAA	ND	0.341	1.13	2.26		B8B0074	12-Feb-18	1.20 g	22-Feb-18 18:28	1
PFUnA	ND	0.400	1.13	2.26		B8B0074	12-Feb-18	1.20 g	22-Feb-18 18:28	1
EtFOSAA	ND	0.363	1.13	2.26		B8B0074	12-Feb-18	1.20 g	22-Feb-18 18:28	1
PFDoA	ND	0.312	1.13	2.26		B8B0074	12-Feb-18	1.20 g	22-Feb-18 18:28	1
PFTrDA	ND	0.138	1.13	2.26		B8B0074	12-Feb-18	1.20 g	22-Feb-18 18:28	1
PFTeDA	ND	0.224	1.13	2.26		B8B0074	12-Feb-18	1.20 g	22-Feb-18 18:28	1

Labeled Standards	Type	% Recovery	Limits	Qualifiers	Batch	Extracted	Samp Size	Analyzed	Dilution
13C3-PFBS	IS	95.4	50 - 150		B8B0074	12-Feb-18	1.20 g	22-Feb-18 18:28	1
13C2-PFHxA	IS	79.5	50 - 150		B8B0074	12-Feb-18	1.20 g	22-Feb-18 18:28	1
13C4-PFHpA	IS	84.6	50 - 150		B8B0074	12-Feb-18	1.20 g	22-Feb-18 18:28	1
18O2-PFHxS	IS	93.8	50 - 150		B8B0074	12-Feb-18	1.20 g	22-Feb-18 18:28	1
13C2-PFOA	IS	75.1	50 - 150		B8B0074	12-Feb-18	1.20 g	22-Feb-18 18:28	1
13C8-PFOS	IS	88.4	50 - 150		B8B0074	12-Feb-18	1.20 g	22-Feb-18 18:28	1
13C5-PFNA	IS	63.7	50 - 150		B8B0074	12-Feb-18	1.20 g	22-Feb-18 18:28	1
13C2-PFDA	IS	84.1	50 - 150		B8B0074	12-Feb-18	1.20 g	22-Feb-18 18:28	1
d3-MeFOSAA	IS	62.2	50 - 150		B8B0074	12-Feb-18	1.20 g	22-Feb-18 18:28	1
13C2-PFUnA	IS	74.1	50 - 150		B8B0074	12-Feb-18	1.20 g	22-Feb-18 18:28	1
d5-EtFOSAA	IS	58.1	50 - 150		B8B0074	12-Feb-18	1.20 g	22-Feb-18 18:28	1
13C2-PFDoA	IS	66.3	50 - 150		B8B0074	12-Feb-18	1.20 g	22-Feb-18 18:28	1
13C2-PFTeDA	IS	81.8	50 - 150		B8B0074	12-Feb-18	1.20 g	22-Feb-18 18:28	1

DL - Detection Limit

LOD - Limit of Detection
LOQ - Limit of quantitation

LCL-UCL- Lower control limit - upper control limit
The results are reported in dry weight.
The sample size is reported in wet weight.
Results reported to the DL.

When reported, PFHxS, PFOA and PFOS include both linear and branched isomers.
Only the linear isomer is reported for all other analytes.

Sample ID: WI-AF-SB613-5657H-0118

VAL - PFAS

Client Data				Laboratory Data			
Name:	CH2M Hill	Matrix:	Soil	Lab Sample:	1800268-11	Column:	BEH C18
Project:	NAS WI- AULT FIELD	Date Collected:	10-Jan-18 15:15	Date Received:	07-Feb-18 10:29		
Location:	SB613			% Solids:	94.9		

Analyte	Conc. (ng/g)	DL	LOD	LOQ	Qualifiers	Batch	Extracted	Samp Size	Analyzed	Dilution
PFBS	ND	0.311	0.857	1.71		B8B0074	12-Feb-18	1.23 g	22-Feb-18 18:39	1
PFHxA	ND	0.174	0.857	1.71		B8B0074	12-Feb-18	1.23 g	22-Feb-18 18:39	1
PFHpA	ND	0.176	0.857	1.71		B8B0074	12-Feb-18	1.23 g	22-Feb-18 18:39	1
PFHxS	ND	0.266	0.857	1.71		B8B0074	12-Feb-18	1.23 g	22-Feb-18 18:39	1
PFOA	ND	0.202	0.857	1.71		B8B0074	12-Feb-18	1.23 g	22-Feb-18 18:39	1
PFOS	ND	0.724	0.857	1.71		B8B0074	12-Feb-18	1.23 g	22-Feb-18 18:39	1
PFNA	ND	0.153	0.857	1.71		B8B0074	12-Feb-18	1.23 g	22-Feb-18 18:39	1
PFDA	ND	0.219	0.857	1.71		B8B0074	12-Feb-18	1.23 g	22-Feb-18 18:39	1
MeFOSAA	ND	0.259	0.857	1.71		B8B0074	12-Feb-18	1.23 g	22-Feb-18 18:39	1
PFUnA	ND	0.303	0.857	1.71		B8B0074	12-Feb-18	1.23 g	22-Feb-18 18:39	1
EtFOSAA	ND	0.275	0.857	1.71		B8B0074	12-Feb-18	1.23 g	22-Feb-18 18:39	1
PFDoA	ND	0.237	0.857	1.71		B8B0074	12-Feb-18	1.23 g	22-Feb-18 18:39	1
PFTeDA	ND	0.105	0.857	1.71		B8B0074	12-Feb-18	1.23 g	22-Feb-18 18:39	1
PFTeDA	ND	0.170	0.857	1.71		B8B0074	12-Feb-18	1.23 g	22-Feb-18 18:39	1

Labeled Standards	Type	% Recovery	Limits	Qualifiers	Batch	Extracted	Samp Size	Analyzed	Dilution
13C3-PFBS	IS	116	50 - 150		B8B0074	12-Feb-18	1.23 g	22-Feb-18 18:39	1
13C2-PFHxA	IS	78.9	50 - 150		B8B0074	12-Feb-18	1.23 g	22-Feb-18 18:39	1
13C4-PFHpA	IS	101	50 - 150		B8B0074	12-Feb-18	1.23 g	22-Feb-18 18:39	1
18O2-PFHxS	IS	81.8	50 - 150		B8B0074	12-Feb-18	1.23 g	22-Feb-18 18:39	1
13C2-PFOA	IS	84.3	50 - 150		B8B0074	12-Feb-18	1.23 g	22-Feb-18 18:39	1
13C8-PFOS	IS	97.8	50 - 150		B8B0074	12-Feb-18	1.23 g	22-Feb-18 18:39	1
13C5-PFNA	IS	90.5	50 - 150		B8B0074	12-Feb-18	1.23 g	22-Feb-18 18:39	1
13C2-PFDA	IS	75.8	50 - 150		B8B0074	12-Feb-18	1.23 g	22-Feb-18 18:39	1
d3-MeFOSAA	IS	88.1	50 - 150		B8B0074	12-Feb-18	1.23 g	22-Feb-18 18:39	1
13C2-PFUnA	IS	74.2	50 - 150		B8B0074	12-Feb-18	1.23 g	22-Feb-18 18:39	1
d5-EtFOSAA	IS	81.0	50 - 150		B8B0074	12-Feb-18	1.23 g	22-Feb-18 18:39	1
13C2-PFDoA	IS	83.7	50 - 150		B8B0074	12-Feb-18	1.23 g	22-Feb-18 18:39	1
13C2-PFTeDA	IS	100	50 - 150		B8B0074	12-Feb-18	1.23 g	22-Feb-18 18:39	1

DL - Detection Limit

LOD - Limit of Detection
LOQ - Limit of quantitation

LCL-UCL- Lower control limit - upper control limit
The results are reported in dry weight.
The sample size is reported in wet weight.
Results reported to the DL.

When reported, PFHxS, PFOA and PFOS include both linear and branched isomers.
Only the linear isomer is reported for all other analytes.

Sample ID: WI-AF-SB607-000H-0118

VAL - PFAS

Client Data				Laboratory Data			
Name:	CH2M Hill	Matrix:	Soil	Lab Sample:	1800268-12	Column:	BEH C18
Project:	NAS WI- AULT FIELD	Date Collected:	12-Jan-18 15:20	Date Received:	07-Feb-18 10:29		
Location:	SB607			% Solids:	88.5		

Analyte	Conc. (ng/g)	DL	LOD	LOQ	Qualifiers	Batch	Extracted	Samp Size	Analyzed	Dilution
PFBS	ND	0.387	1.07	2.13		B8B0074	12-Feb-18	1.06 g	22-Feb-18 18:51	1
PFHxA	ND	0.216	1.07	2.13		B8B0074	12-Feb-18	1.06 g	22-Feb-18 18:51	1
PFHpA	ND	0.219	1.07	2.13		B8B0074	12-Feb-18	1.06 g	22-Feb-18 18:51	1
PFHxS	ND	0.331	1.07	2.13		B8B0074	12-Feb-18	1.06 g	22-Feb-18 18:51	1
PFOA	ND	0.252	1.07	2.13		B8B0074	12-Feb-18	1.06 g	22-Feb-18 18:51	1
PFOS	ND	0.901	1.07	2.13		B8B0074	12-Feb-18	1.06 g	22-Feb-18 18:51	1
PFNA	ND	0.190	1.07	2.13		B8B0074	12-Feb-18	1.06 g	22-Feb-18 18:51	1
PFDA	ND	0.273	1.07	2.13		B8B0074	12-Feb-18	1.06 g	22-Feb-18 18:51	1
MeFOSAA	ND	0.322	1.07	2.13		B8B0074	12-Feb-18	1.06 g	22-Feb-18 18:51	1
PFUnA	ND	0.377	1.07	2.13		B8B0074	12-Feb-18	1.06 g	22-Feb-18 18:51	1
EtFOSAA	ND	0.342	1.07	2.13		B8B0074	12-Feb-18	1.06 g	22-Feb-18 18:51	1
PFDoA	ND	0.294	1.07	2.13		B8B0074	12-Feb-18	1.06 g	22-Feb-18 18:51	1
PFTrDA	ND	0.130	1.07	2.13		B8B0074	12-Feb-18	1.06 g	22-Feb-18 18:51	1
PFTeDA	ND	0.211	1.07	2.13		B8B0074	12-Feb-18	1.06 g	22-Feb-18 18:51	1

Labeled Standards	Type	% Recovery	Limits	Qualifiers	Batch	Extracted	Samp Size	Analyzed	Dilution
13C3-PFBS	IS	94.3	50 - 150		B8B0074	12-Feb-18	1.06 g	22-Feb-18 18:51	1
13C2-PFHxA	IS	82.1	50 - 150		B8B0074	12-Feb-18	1.06 g	22-Feb-18 18:51	1
13C4-PFHpA	IS	83.6	50 - 150		B8B0074	12-Feb-18	1.06 g	22-Feb-18 18:51	1
18O2-PFHxS	IS	96.0	50 - 150		B8B0074	12-Feb-18	1.06 g	22-Feb-18 18:51	1
13C2-PFOA	IS	69.2	50 - 150		B8B0074	12-Feb-18	1.06 g	22-Feb-18 18:51	1
13C8-PFOS	IS	84.5	50 - 150		B8B0074	12-Feb-18	1.06 g	22-Feb-18 18:51	1
13C5-PFNA	IS	76.2	50 - 150		B8B0074	12-Feb-18	1.06 g	22-Feb-18 18:51	1
13C2-PFDA	IS	86.6	50 - 150		B8B0074	12-Feb-18	1.06 g	22-Feb-18 18:51	1
d3-MeFOSAA	IS	58.3	50 - 150		B8B0074	12-Feb-18	1.06 g	22-Feb-18 18:51	1
13C2-PFUnA	IS	78.6	50 - 150		B8B0074	12-Feb-18	1.06 g	22-Feb-18 18:51	1
d5-EtFOSAA	IS	71.2	50 - 150		B8B0074	12-Feb-18	1.06 g	22-Feb-18 18:51	1
13C2-PFDoA	IS	71.7	50 - 150		B8B0074	12-Feb-18	1.06 g	22-Feb-18 18:51	1
13C2-PFTeDA	IS	81.9	50 - 150		B8B0074	12-Feb-18	1.06 g	22-Feb-18 18:51	1

DL - Detection Limit

LOD - Limit of Detection
LOQ - Limit of quantitation

LCL-UCL- Lower control limit - upper control limit
The results are reported in dry weight.
The sample size is reported in wet weight.
Results reported to the DL.

When reported, PFHxS, PFOA and PFOS include both linear and branched isomers.
Only the linear isomer is reported for all other analytes.

Sample ID: WI-AF-SB607P-000H-0118

VAL - PFAS

Client Data				Laboratory Data			
Name:	CH2M Hill	Matrix:	Soil	Lab Sample:	1800268-13	Column:	BEH C18
Project:	NAS WI- AULT FIELD	Date Collected:	12-Jan-18 15:25	Date Received:	07-Feb-18 10:29		
Location:	SB607			% Solids:	84.2		

Analyte	Conc. (ng/g)	DL	LOD	LOQ	Qualifiers	Batch	Extracted	Samp Size	Analyzed	Dilution
PFBS	ND	0.322	0.886	1.77		B8B0074	12-Feb-18	1.34 g	22-Feb-18 19:02	1
PFHxA	ND	0.180	0.886	1.77		B8B0074	12-Feb-18	1.34 g	22-Feb-18 19:02	1
PFHpA	ND	0.182	0.886	1.77		B8B0074	12-Feb-18	1.34 g	22-Feb-18 19:02	1
PFHxS	ND	0.275	0.886	1.77		B8B0074	12-Feb-18	1.34 g	22-Feb-18 19:02	1
PFOA	ND	0.209	0.886	1.77		B8B0074	12-Feb-18	1.34 g	22-Feb-18 19:02	1
PFOS	ND	0.749	0.886	1.77		B8B0074	12-Feb-18	1.34 g	22-Feb-18 19:02	1
PFNA	ND	0.158	0.886	1.77		B8B0074	12-Feb-18	1.34 g	22-Feb-18 19:02	1
PFDA	ND	0.227	0.886	1.77		B8B0074	12-Feb-18	1.34 g	22-Feb-18 19:02	1
MeFOSAA	ND	0.268	0.886	1.77		B8B0074	12-Feb-18	1.34 g	22-Feb-18 19:02	1
PFUnA	ND	0.314	0.886	1.77		B8B0074	12-Feb-18	1.34 g	22-Feb-18 19:02	1
EtFOSAA	ND	0.285	0.886	1.77		B8B0074	12-Feb-18	1.34 g	22-Feb-18 19:02	1
PFDoA	ND	0.245	0.886	1.77		B8B0074	12-Feb-18	1.34 g	22-Feb-18 19:02	1
PFTrDA	ND	0.108	0.886	1.77		B8B0074	12-Feb-18	1.34 g	22-Feb-18 19:02	1
PFTeDA	ND	0.176	0.886	1.77		B8B0074	12-Feb-18	1.34 g	22-Feb-18 19:02	1

Labeled Standards	Type	% Recovery	Limits	Qualifiers	Batch	Extracted	Samp Size	Analyzed	Dilution
13C3-PFBS	IS	89.6	50 - 150		B8B0074	12-Feb-18	1.34 g	22-Feb-18 19:02	1
13C2-PFHxA	IS	75.1	50 - 150		B8B0074	12-Feb-18	1.34 g	22-Feb-18 19:02	1
13C4-PFHpA	IS	72.3	50 - 150		B8B0074	12-Feb-18	1.34 g	22-Feb-18 19:02	1
18O2-PFHxS	IS	91.9	50 - 150		B8B0074	12-Feb-18	1.34 g	22-Feb-18 19:02	1
13C2-PFOA	IS	80.7	50 - 150		B8B0074	12-Feb-18	1.34 g	22-Feb-18 19:02	1
13C8-PFOS	IS	82.5	50 - 150		B8B0074	12-Feb-18	1.34 g	22-Feb-18 19:02	1
13C5-PFNA	IS	82.4	50 - 150		B8B0074	12-Feb-18	1.34 g	22-Feb-18 19:02	1
13C2-PFDA	IS	72.4	50 - 150		B8B0074	12-Feb-18	1.34 g	22-Feb-18 19:02	1
d3-MeFOSAA	IS	63.6	50 - 150		B8B0074	12-Feb-18	1.34 g	22-Feb-18 19:02	1
13C2-PFUnA	IS	61.8	50 - 150		B8B0074	12-Feb-18	1.34 g	22-Feb-18 19:02	1
d5-EtFOSAA	IS	63.8	50 - 150		B8B0074	12-Feb-18	1.34 g	22-Feb-18 19:02	1
13C2-PFDoA	IS	64.5	50 - 150		B8B0074	12-Feb-18	1.34 g	22-Feb-18 19:02	1
13C2-PFTeDA	IS	82.9	50 - 150		B8B0074	12-Feb-18	1.34 g	22-Feb-18 19:02	1

DL - Detection Limit

LOD - Limit of Detection
LOQ - Limit of quantitation

LCL-UCL- Lower control limit - upper control limit
The results are reported in dry weight.
The sample size is reported in wet weight.
Results reported to the DL.

When reported, PFHxS, PFOA and PFOS include both linear and branched isomers.
Only the linear isomer is reported for all other analytes.

Sample ID: WI-AF-SB607-0203-0118

VAL - PFAS

Client Data				Laboratory Data			
Name:	CH2M Hill	Matrix:	Soil	Lab Sample:	1800268-14	Column:	BEH C18
Project:	NAS WI- AULT FIELD	Date Collected:	12-Jan-18 15:30	Date Received:	07-Feb-18 10:29		
Location:	SB607			% Solids:	87.5		

Analyte	Conc. (ng/g)	DL	LOD	LOQ	Qualifiers	Batch	Extracted	Samp Size	Analyzed	Dilution
PFBS	ND	0.340	0.937	1.87		B8B0074	12-Feb-18	1.22 g	22-Feb-18 19:48	1
PFHxA	ND	0.190	0.937	1.87		B8B0074	12-Feb-18	1.22 g	22-Feb-18 19:48	1
PFHpA	ND	0.192	0.937	1.87		B8B0074	12-Feb-18	1.22 g	22-Feb-18 19:48	1
PFHxS	ND	0.290	0.937	1.87		B8B0074	12-Feb-18	1.22 g	22-Feb-18 19:48	1
PFOA	ND	0.221	0.937	1.87		B8B0074	12-Feb-18	1.22 g	22-Feb-18 19:48	1
PFOS	ND	0.792	0.937	1.87		B8B0074	12-Feb-18	1.22 g	22-Feb-18 19:48	1
PFNA	ND	0.167	0.937	1.87		B8B0074	12-Feb-18	1.22 g	22-Feb-18 19:48	1
PFDA	ND	0.240	0.937	1.87		B8B0074	12-Feb-18	1.22 g	22-Feb-18 19:48	1
MeFOSAA	ND	0.283	0.937	1.87		B8B0074	12-Feb-18	1.22 g	22-Feb-18 19:48	1
PFUnA	ND	0.332	0.937	1.87		B8B0074	12-Feb-18	1.22 g	22-Feb-18 19:48	1
EtFOSAA	ND	0.301	0.937	1.87		B8B0074	12-Feb-18	1.22 g	22-Feb-18 19:48	1
PFDoA	ND	0.259	0.937	1.87		B8B0074	12-Feb-18	1.22 g	22-Feb-18 19:48	1
PFTrDA	ND	0.114	0.937	1.87		B8B0074	12-Feb-18	1.22 g	22-Feb-18 19:48	1
PFTeDA	ND	0.185	0.937	1.87		B8B0074	12-Feb-18	1.22 g	22-Feb-18 19:48	1

Labeled Standards	Type	% Recovery	Limits	Qualifiers	Batch	Extracted	Samp Size	Analyzed	Dilution
13C3-PFBS	IS	94.1	50 - 150		B8B0074	12-Feb-18	1.22 g	22-Feb-18 19:48	1
13C2-PFHxA	IS	83.0	50 - 150		B8B0074	12-Feb-18	1.22 g	22-Feb-18 19:48	1
13C4-PFHpA	IS	95.9	50 - 150		B8B0074	12-Feb-18	1.22 g	22-Feb-18 19:48	1
18O2-PFHxS	IS	81.8	50 - 150		B8B0074	12-Feb-18	1.22 g	22-Feb-18 19:48	1
13C2-PFOA	IS	86.8	50 - 150		B8B0074	12-Feb-18	1.22 g	22-Feb-18 19:48	1
13C8-PFOS	IS	85.1	50 - 150		B8B0074	12-Feb-18	1.22 g	22-Feb-18 19:48	1
13C5-PFNA	IS	107	50 - 150		B8B0074	12-Feb-18	1.22 g	22-Feb-18 19:48	1
13C2-PFDA	IS	74.4	50 - 150		B8B0074	12-Feb-18	1.22 g	22-Feb-18 19:48	1
d3-MeFOSAA	IS	59.2	50 - 150		B8B0074	12-Feb-18	1.22 g	22-Feb-18 19:48	1
13C2-PFUnA	IS	81.1	50 - 150		B8B0074	12-Feb-18	1.22 g	22-Feb-18 19:48	1
d5-EtFOSAA	IS	70.9	50 - 150		B8B0074	12-Feb-18	1.22 g	22-Feb-18 19:48	1
13C2-PFDoA	IS	81.5	50 - 150		B8B0074	12-Feb-18	1.22 g	22-Feb-18 19:48	1
13C2-PFTeDA	IS	119	50 - 150		B8B0074	12-Feb-18	1.22 g	22-Feb-18 19:48	1

DL - Detection Limit

LOD - Limit of Detection
LOQ - Limit of quantitation

LCL-UCL- Lower control limit - upper control limit
The results are reported in dry weight.
The sample size is reported in wet weight.
Results reported to the DL.

When reported, PFHxS, PFOA and PFOS include both linear and branched isomers.
Only the linear isomer is reported for all other analytes.

Sample ID: WI-AF-SB607-0405-0118

VAL - PFAS

Client Data				Laboratory Data			
Name:	CH2M Hill	Matrix:	Soil	Lab Sample:	1800268-15	Column:	BEH C18
Project:	NAS WI- AULT FIELD	Date Collected:	12-Jan-18 15:45	Date Received:	07-Feb-18 10:29		
Location:	SB607			% Solids:	85.2		

Analyte	Conc. (ng/g)	DL	LOD	LOQ	Qualifiers	Batch	Extracted	Samp Size	Analyzed	Dilution
PFBS	ND	0.422	1.16	2.32		B8B0074	12-Feb-18	1.01 g	22-Feb-18 20:00	1
PFHxA	ND	0.236	1.16	2.32		B8B0074	12-Feb-18	1.01 g	22-Feb-18 20:00	1
PFHpA	ND	0.238	1.16	2.32		B8B0074	12-Feb-18	1.01 g	22-Feb-18 20:00	1
PFHxS	ND	0.360	1.16	2.32		B8B0074	12-Feb-18	1.01 g	22-Feb-18 20:00	1
PFOA	ND	0.274	1.16	2.32		B8B0074	12-Feb-18	1.01 g	22-Feb-18 20:00	1
PFOS	ND	0.982	1.16	2.32		B8B0074	12-Feb-18	1.01 g	22-Feb-18 20:00	1
PFNA	ND	0.207	1.16	2.32		B8B0074	12-Feb-18	1.01 g	22-Feb-18 20:00	1
PFDA	ND	0.298	1.16	2.32		B8B0074	12-Feb-18	1.01 g	22-Feb-18 20:00	1
MeFOSAA	ND	0.351	1.16	2.32		B8B0074	12-Feb-18	1.01 g	22-Feb-18 20:00	1
PFUnA	ND	0.412	1.16	2.32		B8B0074	12-Feb-18	1.01 g	22-Feb-18 20:00	1
EtFOSAA	ND	0.373	1.16	2.32		B8B0074	12-Feb-18	1.01 g	22-Feb-18 20:00	1
PFDoA	ND	0.321	1.16	2.32		B8B0074	12-Feb-18	1.01 g	22-Feb-18 20:00	1
PFTrDA	ND	0.142	1.16	2.32		B8B0074	12-Feb-18	1.01 g	22-Feb-18 20:00	1
PFTeDA	ND	0.230	1.16	2.32		B8B0074	12-Feb-18	1.01 g	22-Feb-18 20:00	1

Labeled Standards	Type	% Recovery	Limits	Qualifiers	Batch	Extracted	Samp Size	Analyzed	Dilution
13C3-PFBS	IS	103	50 - 150		B8B0074	12-Feb-18	1.01 g	22-Feb-18 20:00	1
13C2-PFHxA	IS	77.0	50 - 150		B8B0074	12-Feb-18	1.01 g	22-Feb-18 20:00	1
13C4-PFHpA	IS	76.3	50 - 150		B8B0074	12-Feb-18	1.01 g	22-Feb-18 20:00	1
18O2-PFHxS	IS	80.6	50 - 150		B8B0074	12-Feb-18	1.01 g	22-Feb-18 20:00	1
13C2-PFOA	IS	82.1	50 - 150		B8B0074	12-Feb-18	1.01 g	22-Feb-18 20:00	1
13C8-PFOS	IS	83.7	50 - 150		B8B0074	12-Feb-18	1.01 g	22-Feb-18 20:00	1
13C5-PFNA	IS	85.1	50 - 150		B8B0074	12-Feb-18	1.01 g	22-Feb-18 20:00	1
13C2-PFDA	IS	75.0	50 - 150		B8B0074	12-Feb-18	1.01 g	22-Feb-18 20:00	1
d3-MeFOSAA	IS	66.3	50 - 150		B8B0074	12-Feb-18	1.01 g	22-Feb-18 20:00	1
13C2-PFUnA	IS	69.6	50 - 150		B8B0074	12-Feb-18	1.01 g	22-Feb-18 20:00	1
d5-EtFOSAA	IS	67.9	50 - 150		B8B0074	12-Feb-18	1.01 g	22-Feb-18 20:00	1
13C2-PFDoA	IS	88.8	50 - 150		B8B0074	12-Feb-18	1.01 g	22-Feb-18 20:00	1
13C2-PFTeDA	IS	95.8	50 - 150		B8B0074	12-Feb-18	1.01 g	22-Feb-18 20:00	1

DL - Detection Limit

LOD - Limit of Detection
LOQ - Limit of quantitation

LCL-UCL- Lower control limit - upper control limit
The results are reported in dry weight.
The sample size is reported in wet weight.
Results reported to the DL.

When reported, PFHxS, PFOA and PFOS include both linear and branched isomers.
Only the linear isomer is reported for all other analytes.

Sample ID: WI-AF-SB607-1011-0118

VAL - PFAS

Client Data				Laboratory Data			
Name:	CH2M Hill	Matrix:	Soil	Lab Sample:	1800268-16	Column:	BEH C18
Project:	NAS WI- AULT FIELD	Date Collected:	12-Jan-18 15:55	Date Received:	07-Feb-18 10:29		
Location:	SB607			% Solids:	89.0		

Analyte	Conc. (ng/g)	DL	LOD	LOQ	Qualifiers	Batch	Extracted	Samp Size	Analyzed	Dilution
PFBS	ND	0.324	0.892	1.78		B8B0074	12-Feb-18	1.26 g	22-Feb-18 20:11	1
PFHxA	ND	0.181	0.892	1.78		B8B0074	12-Feb-18	1.26 g	22-Feb-18 20:11	1
PFHpA	ND	0.183	0.892	1.78		B8B0074	12-Feb-18	1.26 g	22-Feb-18 20:11	1
PFHxS	ND	0.277	0.892	1.78		B8B0074	12-Feb-18	1.26 g	22-Feb-18 20:11	1
PFOA	ND	0.211	0.892	1.78		B8B0074	12-Feb-18	1.26 g	22-Feb-18 20:11	1
PFOS	ND	0.754	0.892	1.78		B8B0074	12-Feb-18	1.26 g	22-Feb-18 20:11	1
PFNA	ND	0.159	0.892	1.78		B8B0074	12-Feb-18	1.26 g	22-Feb-18 20:11	1
PFDA	ND	0.228	0.892	1.78		B8B0074	12-Feb-18	1.26 g	22-Feb-18 20:11	1
MeFOSAA	ND	0.269	0.892	1.78		B8B0074	12-Feb-18	1.26 g	22-Feb-18 20:11	1
PFUnA	ND	0.316	0.892	1.78		B8B0074	12-Feb-18	1.26 g	22-Feb-18 20:11	1
EtFOSAA	ND	0.286	0.892	1.78		B8B0074	12-Feb-18	1.26 g	22-Feb-18 20:11	1
PFDoA	ND	0.246	0.892	1.78		B8B0074	12-Feb-18	1.26 g	22-Feb-18 20:11	1
PFTeDA	ND	0.109	0.892	1.78		B8B0074	12-Feb-18	1.26 g	22-Feb-18 20:11	1
PFTeDA	ND	0.177	0.892	1.78		B8B0074	12-Feb-18	1.26 g	22-Feb-18 20:11	1

Labeled Standards	Type	% Recovery	Limits	Qualifiers	Batch	Extracted	Samp Size	Analyzed	Dilution
13C3-PFBS	IS	99.8	50 - 150		B8B0074	12-Feb-18	1.26 g	22-Feb-18 20:11	1
13C2-PFHxA	IS	84.2	50 - 150		B8B0074	12-Feb-18	1.26 g	22-Feb-18 20:11	1
13C4-PFHpA	IS	85.7	50 - 150		B8B0074	12-Feb-18	1.26 g	22-Feb-18 20:11	1
18O2-PFHxS	IS	76.2	50 - 150		B8B0074	12-Feb-18	1.26 g	22-Feb-18 20:11	1
13C2-PFOA	IS	91.7	50 - 150		B8B0074	12-Feb-18	1.26 g	22-Feb-18 20:11	1
13C8-PFOS	IS	77.9	50 - 150		B8B0074	12-Feb-18	1.26 g	22-Feb-18 20:11	1
13C5-PFNA	IS	103	50 - 150		B8B0074	12-Feb-18	1.26 g	22-Feb-18 20:11	1
13C2-PFDA	IS	80.4	50 - 150		B8B0074	12-Feb-18	1.26 g	22-Feb-18 20:11	1
d3-MeFOSAA	IS	74.2	50 - 150		B8B0074	12-Feb-18	1.26 g	22-Feb-18 20:11	1
13C2-PFUnA	IS	93.7	50 - 150		B8B0074	12-Feb-18	1.26 g	22-Feb-18 20:11	1
d5-EtFOSAA	IS	77.0	50 - 150		B8B0074	12-Feb-18	1.26 g	22-Feb-18 20:11	1
13C2-PFDoA	IS	77.8	50 - 150		B8B0074	12-Feb-18	1.26 g	22-Feb-18 20:11	1
13C2-PFTeDA	IS	111	50 - 150		B8B0074	12-Feb-18	1.26 g	22-Feb-18 20:11	1

DL - Detection Limit

LOD - Limit of Detection
LOQ - Limit of quantitation

LCL-UCL- Lower control limit - upper control limit
The results are reported in dry weight.
The sample size is reported in wet weight.
Results reported to the DL.

When reported, PFHxS, PFOA and PFOS include both linear and branched isomers.
Only the linear isomer is reported for all other analytes.

Sample ID: WI-AF-SB610-3940-0118

VAL - PFAS

Client Data				Laboratory Data			
Name:	CH2M Hill	Matrix:	Soil	Lab Sample:	1800268-17	Column:	BEH C18
Project:	NAS WI- AULT FIELD	Date Collected:	26-Jan-18 15:45	Date Received:	07-Feb-18 10:29		
Location:	SB610			% Solids:	82.3		

Analyte	Conc. (ng/g)	DL	LOD	LOQ	Qualifiers	Batch	Extracted	Samp Size	Analyzed	Dilution
PFBS	ND	0.401	1.10	2.21		B8B0074	12-Feb-18	1.10 g	22-Feb-18 20:22	1
PFHxA	ND	0.224	1.10	2.21		B8B0074	12-Feb-18	1.10 g	22-Feb-18 20:22	1
PFHpA	ND	0.226	1.10	2.21		B8B0074	12-Feb-18	1.10 g	22-Feb-18 20:22	1
PFHxS	ND	0.342	1.10	2.21		B8B0074	12-Feb-18	1.10 g	22-Feb-18 20:22	1
PFOA	ND	0.261	1.10	2.21		B8B0074	12-Feb-18	1.10 g	22-Feb-18 20:22	1
PFOS	ND	0.934	1.10	2.21		B8B0074	12-Feb-18	1.10 g	22-Feb-18 20:22	1
PFNA	ND	0.197	1.10	2.21		B8B0074	12-Feb-18	1.10 g	22-Feb-18 20:22	1
PFDA	ND	0.283	1.10	2.21		B8B0074	12-Feb-18	1.10 g	22-Feb-18 20:22	1
MeFOSAA	ND	0.334	1.10	2.21		B8B0074	12-Feb-18	1.10 g	22-Feb-18 20:22	1
PFUnA	ND	0.391	1.10	2.21		B8B0074	12-Feb-18	1.10 g	22-Feb-18 20:22	1
EtFOSAA	ND	0.355	1.10	2.21		B8B0074	12-Feb-18	1.10 g	22-Feb-18 20:22	1
PFDoA	ND	0.305	1.10	2.21		B8B0074	12-Feb-18	1.10 g	22-Feb-18 20:22	1
PFTrDA	ND	0.135	1.10	2.21		B8B0074	12-Feb-18	1.10 g	22-Feb-18 20:22	1
PFTeDA	ND	0.219	1.10	2.21		B8B0074	12-Feb-18	1.10 g	22-Feb-18 20:22	1

Labeled Standards	Type	% Recovery	Limits	Qualifiers	Batch	Extracted	Samp Size	Analyzed	Dilution
13C3-PFBS	IS	111	50 - 150		B8B0074	12-Feb-18	1.10 g	22-Feb-18 20:22	1
13C2-PFHxA	IS	76.5	50 - 150		B8B0074	12-Feb-18	1.10 g	22-Feb-18 20:22	1
13C4-PFHpA	IS	102	50 - 150		B8B0074	12-Feb-18	1.10 g	22-Feb-18 20:22	1
18O2-PFHxS	IS	90.7	50 - 150		B8B0074	12-Feb-18	1.10 g	22-Feb-18 20:22	1
13C2-PFOA	IS	85.3	50 - 150		B8B0074	12-Feb-18	1.10 g	22-Feb-18 20:22	1
13C8-PFOS	IS	88.4	50 - 150		B8B0074	12-Feb-18	1.10 g	22-Feb-18 20:22	1
13C5-PFNA	IS	86.0	50 - 150		B8B0074	12-Feb-18	1.10 g	22-Feb-18 20:22	1
13C2-PFDA	IS	94.3	50 - 150		B8B0074	12-Feb-18	1.10 g	22-Feb-18 20:22	1
d3-MeFOSAA	IS	82.6	50 - 150		B8B0074	12-Feb-18	1.10 g	22-Feb-18 20:22	1
13C2-PFUnA	IS	90.5	50 - 150		B8B0074	12-Feb-18	1.10 g	22-Feb-18 20:22	1
d5-EtFOSAA	IS	89.7	50 - 150		B8B0074	12-Feb-18	1.10 g	22-Feb-18 20:22	1
13C2-PFDoA	IS	97.4	50 - 150		B8B0074	12-Feb-18	1.10 g	22-Feb-18 20:22	1
13C2-PFTeDA	IS	87.4	50 - 150		B8B0074	12-Feb-18	1.10 g	22-Feb-18 20:22	1

DL - Detection Limit

LOD - Limit of Detection
LOQ - Limit of quantitation

LCL-UCL- Lower control limit - upper control limit
The results are reported in dry weight.
The sample size is reported in wet weight.
Results reported to the DL.

When reported, PFHxS, PFOA and PFOS include both linear and branched isomers.
Only the linear isomer is reported for all other analytes.

Sample ID: WI-AF-SB610P-3940-0118

VAL - PFAS

Client Data				Laboratory Data			
Name:	CH2M Hill	Matrix:	Soil	Lab Sample:	1800268-18	Column:	BEH C18
Project:	NAS WI- AULT FIELD	Date Collected:	26-Jan-18 15:50	Date Received:	07-Feb-18 10:29		
Location:	SB610			% Solids:	82.6		

Analyte	Conc. (ng/g)	DL	LOD	LOQ	Qualifiers	Batch	Extracted	Samp Size	Analyzed	Dilution
PFBS	ND	0.360	0.992	1.98		B8B0074	12-Feb-18	1.22 g	22-Feb-18 04:52	1
PFHxA	ND	0.201	0.992	1.98		B8B0074	12-Feb-18	1.22 g	22-Feb-18 04:52	1
PFHpA	ND	0.203	0.992	1.98		B8B0074	12-Feb-18	1.22 g	22-Feb-18 04:52	1
PFHxS	ND	0.308	0.992	1.98		B8B0074	12-Feb-18	1.22 g	22-Feb-18 04:52	1
PFOA	ND	0.234	0.992	1.98		B8B0074	12-Feb-18	1.22 g	22-Feb-18 04:52	1
PFOS	ND	0.839	0.992	1.98		B8B0074	12-Feb-18	1.22 g	22-Feb-18 04:52	1
PFNA	ND	0.177	0.992	1.98		B8B0074	12-Feb-18	1.22 g	22-Feb-18 04:52	1
PFDA	ND	0.254	0.992	1.98		B8B0074	12-Feb-18	1.22 g	22-Feb-18 04:52	1
MeFOSAA	ND	0.300	0.992	1.98		B8B0074	12-Feb-18	1.22 g	22-Feb-18 04:52	1
PFUnA	ND	0.351	0.992	1.98		B8B0074	12-Feb-18	1.22 g	22-Feb-18 04:52	1
EtFOSAA	ND	0.319	0.992	1.98		B8B0074	12-Feb-18	1.22 g	22-Feb-18 04:52	1
PFDoA	ND	0.274	0.992	1.98		B8B0074	12-Feb-18	1.22 g	22-Feb-18 20:34	1
PFTrDA	ND	0.121	0.992	1.98		B8B0074	12-Feb-18	1.22 g	22-Feb-18 04:52	1
PFTeDA	ND	0.197	0.992	1.98		B8B0074	12-Feb-18	1.22 g	22-Feb-18 04:52	1

Labeled Standards	Type	% Recovery	Limits	Qualifiers	Batch	Extracted	Samp Size	Analyzed	Dilution
13C3-PFBS	IS	95.2	50 - 150		B8B0074	12-Feb-18	1.22 g	22-Feb-18 04:52	1
13C2-PFHxA	IS	95.3	50 - 150		B8B0074	12-Feb-18	1.22 g	22-Feb-18 04:52	1
13C4-PFHpA	IS	93.3	50 - 150		B8B0074	12-Feb-18	1.22 g	22-Feb-18 04:52	1
18O2-PFHxS	IS	89.6	50 - 150		B8B0074	12-Feb-18	1.22 g	22-Feb-18 04:52	1
13C2-PFOA	IS	88.5	50 - 150		B8B0074	12-Feb-18	1.22 g	22-Feb-18 04:52	1
13C8-PFOS	IS	74.3	50 - 150		B8B0074	12-Feb-18	1.22 g	22-Feb-18 04:52	1
13C5-PFNA	IS	79.1	50 - 150		B8B0074	12-Feb-18	1.22 g	22-Feb-18 04:52	1
13C2-PFDA	IS	73.6	50 - 150		B8B0074	12-Feb-18	1.22 g	22-Feb-18 04:52	1
d3-MeFOSAA	IS	62.2	50 - 150		B8B0074	12-Feb-18	1.22 g	22-Feb-18 04:52	1
13C2-PFUnA	IS	79.2	50 - 150		B8B0074	12-Feb-18	1.22 g	22-Feb-18 04:52	1
d5-EtFOSAA	IS	65.8	50 - 150		B8B0074	12-Feb-18	1.22 g	22-Feb-18 04:52	1
13C2-PFDoA	IS	81.2	50 - 150		B8B0074	12-Feb-18	1.22 g	22-Feb-18 04:52	1
13C2-PFTeDA	IS	85.1	50 - 150		B8B0074	12-Feb-18	1.22 g	22-Feb-18 04:52	1

DL - Detection Limit

LOD - Limit of Detection
LOQ - Limit of quantitation

LCL-UCL- Lower control limit - upper control limit
The results are reported in dry weight.
The sample size is reported in wet weight.
Results reported to the DL.

When reported, PFHxS, PFOA and PFOS include both linear and branched isomers.
Only the linear isomer is reported for all other analytes.

DATA QUALIFIERS & ABBREVIATIONS

B	This compound was also detected in the method blank.
D	Dilution
E	The associated compound concentration exceeded the calibration range of the instrument.
H	Recovery and/or RPD was outside laboratory acceptance limits.
I	Chemical Interference
J	The amount detected is below the Reporting Limit/LOQ.
M	Estimated Maximum Possible Concentration. (CA Region 2 projects only)
*	See Cover Letter
Conc.	Concentration
NA	Not applicable
ND	Not Detected
TEQ	Toxic Equivalency
U	Not Detected (specific projects only)

Unless otherwise noted, solid sample results are reported in dry weight. Tissue samples are reported in wet weight.

CERTIFICATIONS

Accrediting Authority	Certificate Number
Alaska Department of Environmental Conservation	17-013
Arkansas Department of Environmental Quality	17-015-0
California Department of Health – ELAP	2892
DoD ELAP - A2LA Accredited - ISO/IEC 17025:2005	3091.01
Florida Department of Health	E87777-18
Hawaii Department of Health	N/A
Louisiana Department of Environmental Quality	01977
Maine Department of Health	2016026
Minnesota Department of Health	1322288
New Hampshire Environmental Accreditation Program	207717
New Jersey Department of Environmental Protection	CA003
New York Department of Health	11411
Oregon Laboratory Accreditation Program	4042-008
Pennsylvania Department of Environmental Protection	014
Texas Commission on Environmental Quality	T104704189-17-8
Virginia Department of General Services	9077
Washington Department of Ecology	C584
Wisconsin Department of Natural Resources	998036160

Current certificates and lists of licensed parameters are located in the Quality Assurance office and are available upon request.

COA #1

pg 1 of 4



CHAIN OF CUSTODY

For Laboratory Use Only

Work Order #: 1800268 Temp: 0.5 °C
Storage ID: WR-2 Storage Secured: Yes No

Project ID: NAS WI - AULT FIELD PO#: _____ Sampler: MORGAN BRUNO
(name)

TAT Standard: 21 days
(check one): Rush (surcharge may apply)
 14 days 7 days Specify: _____

Invoice to: Name _____ Company _____ Address _____ City _____ State _____ Ph# _____ Fax# _____

Relinquished by (printed name and signature) _____ Date _____ Time _____ Received by (printed name and signature) _____ Date _____ Time _____

Relinquished by (printed name and signature) _____ Date _____ Time _____ Received by (printed name and signature) _____ Date _____ Time _____

SHIP TO: Vista Analytical Laboratory
1104 Windfield Way
El Dorado Hills, CA 95762
(916) 673-1520 * Fax (916) 673-0106

Method of Shipment: Fedex

Add Analysis(es) Requested

Container(s)

Mod EPA Method 537

EPA Method 537(DW only)

1800268

Sample ID	Date	Time	Location/Sample Description	Quantity	Type	Matrix	Add Analysis(es) Requested				Comments						
							PFOA/ PFOS	UCMR3 PFAS List:6	537 List: 14	Full List of 28 Other: Please List Below	PFOA/ PFOS	UCMR3 PFAS List:6	PFAS List: 14				
WI-AF-FB-010510	1/5/18	1010	Reagent Blank	2	PP	AQ			X								
WI-AF-EB01-50-0110	1/5/18	1230	Equip Blank	2	P	AQ			X								
WI-AF-SB614-0101-040	1/5/18	0915	SB-614	1	PS	SO			X								
WI-AF-SB614-0102-0118	1/5/18	0910	SB-614	1	PS	SO			X								
WI-AF-SB614-0102-0118	1/5/18	0920	SB-614	1	PS	SO			X								
WI-AF-FB-010718	1/7/18	1250	Reagent Blank	2	P	AQ			X								
WI-AF-EB02-50-0118	1/7/18	1205	Equip blank	2	P	AQ			X								
WI-AF-SB612-0101-0118	1/7/18	0855	SB-612	1	PJ	SO			X								
WI-AF-SB612-0204-0118	1/7/18	0900	SB-612	1	PS	SO			X								
WI-AF-SB612-045055-0118	1/7/18	0920	SB-612	1	PS	SO			X								

Special Instructions/Comments: _____

SEND DOCUMENTATION AND RESULTS TO:

Name: TIFFANY HILL
Company: CH2M
Address: 100 NG CIRCLE BLVD STE 3000
City: CORVALLIS State: OR Zip: 97330
Phone: 541-768-3149 Fax: _____
Email: TIFFANY.HILL@CH2M.COM

Container Types: P= HDPE, PJ= HDPE Jar
O = Other: _____

Bottle Preservation Type: T = Thiosulfate,
TZ = Trizma: _____

Matrix Types: AQ = Aqueous, DW = Drinking Water, EF = Effluent, PP = Pulp/Paper, SD = Sediment,
SL = Sludge, SO = Soil, WW = Wastewater, B = Blood/Serum, O = Other: _____



CHAIN OF CUSTODY

COOLER #1

Page 2 of 4

For Laboratory Use Only
 Work Order #: 1800268 Temp: 0.5 °C
 Storage ID: WR-2 Storage Secured: Yes No

Project ID: NAS WI - AULT FIELD PO#: _____ Sampler: Morgan Bouno
(name)

TAT Standard: 21 days
 (check one): Rush (surcharge may apply)
 14 days 7 days Specify: _____

Invoice to: Name _____ Company _____ Address _____ City _____ State _____ Ph# _____ Fax# _____

Relinquished by (printed name and signature) _____ Date _____ Time _____ Received by (printed name and signature) _____ Date _____ Time _____

Relinquished by (printed name and signature) _____ Date _____ Time _____ Received by (printed name and signature) _____ Date _____ Time _____

SHIP TO: Vista Analytical Laboratory
 1104 Windfield Way
 El Dorado Hills, CA 95762
 (916) 673-1520 * Fax (916) 673-0106

Method of Shipment:
Fedex

Add Analysis(es) Requested

Container(s)

Mod. EPA Method 537

EPA Method 537(DW only)

ATTN: _____

Tracking No.: _____

Sample ID	Date	Time	Location/Sample Description	Quantity	Type	Matrix	PFON/PFOS				PFAS				Comments
							UCMR3	PFAS List 8	337 List 14	Full List of 26	Other: Please List Below	UCMR3	PFAS List 8	PFAS List 14	
WI-AF-SB612-04.505.5-0118MS	1/7/18	0900	SB612	1	P	SO				X					
WI-AF-SB612-04.505.5-0118SD	1/7/18	0900	SB612	1	P	SO				X					
WI-AF-SB612-6870-0118	1/7/18	1300	SB612	1	P	SO				X					
WI-AF-SB613-0400.5-0118	1/10/18	1155	SB613	1	P	SO				X					
WI-AF-SB613-01.500.2-0118	1/10/18	1200	SB613	1	P	SO				X					
WI-AF-SB613-03.504.5-0118	1/10/18	1210	SB613	1	P	SO				X					
WI-AF-SB613-5057.8-0118	1/10/18	1515	SB613	1	P	SO				X					
WI-AF-FB-011018	1/10/18	1310	SB613	2	P	AQ				X					
WI-AF-EB03-50-0118	1/10/18	1315	SB613	2	P	AQ				X					
WI-AF-SB607-0400.5-0118	1/12/18	1500	SB607	1	P	SO				X					

Special Instructions/Comments: _____

SEND DOCUMENTATION AND RESULTS TO:

Name: TIFFANY HILL
 Company: CH2M
 Address: 1100 NG CIRCLE BLVD STE 300
 City: ORVALLS State: OR Zip: 97334
 Phone: 541-768-3109 Fax: _____
 Email: TIFFANY.HILL@CH2M.COM

Container Types: P= HDPE, PJ= HDPE Jar
 O = Other: _____

Bottle Preservation Type: T = Thiosulfate,
 TZ = Trizma: _____

Matrix Types: AQ = Aqueous, DW = Drinking Water, EF = Effluent, PP = Pulp/Paper, SD = Sediment,
 SL = Sludge, SO = Soil, WW = Wastewater, B = Blood/Serum, O = Other: _____

COOLER #1

Pg 3 of 4



CHAIN OF CUSTODY

For Laboratory Use Only
 Work Order #: 1800268 Temp: 0.5 °C
 Storage ID: WR-8 Storage Secured: Yes No

Project ID: NAS WI - AULT FIELD PO#: _____ Sampler: MOREAU BRUNO
 (name)

TAT (check one): Standard: 21 days
 14 days 7 days Specify: _____
 Rush (surcharge may apply)

Invoice to: Name _____ Company _____ Address _____ City _____ State _____ Ph# _____ Fax# _____

Relinquished by (printed name and signature) <u>CHAM</u>	Date	Time	Received by (printed name and signature) <u>MOREAU BRUNO</u>	Date	Time
Relinquished by (printed name and signature) <u>Rachel Clanner</u>	Date <u>2/6/18</u>	Time <u>1300</u>	Received by (printed name and signature) <u>B. Benedict</u>	Date <u>02/07/18</u>	Time <u>1046</u>

SHIP TO: Vista Analytical Laboratory
 1104 Windfield Way
 El Dorado Hills, CA 95762
 (916) 673-1520 * Fax (916) 673-0106

Method of Shipment: _____ Tracking No.: _____

ATTN: _____

Add Analysis(es) Requested: _____
 Container(s): _____
 Mod. EPA Method 537
 EPA Method 537(DW only)

Sample ID	Date	Time	Location/Sample Description	Add Analysis(es) Requested							Comments		
				Quantity	Type	Matrix	PFOS/PFOA	UCMR3 PFAS List 6	537 List: 14	Full List of 26		Other: Please List Below	
WI-AF-SB607-0405-0110	1/12/18	1525	SB607	1	PS	SU			X				
WI-AF-SB607-0403-0110	1/12/18	1530	SB607	1	PS	SU			X				
WI-AF-SB607-0405-0110	1/12/18	1545	SB607	1	PS	SU			X				
WI-AF-SB607-1011-0110	1/12/18	1555	SB607	1	PS	SU			X				
WI-AF-FB-011210	1/12/18	1600	SB607	2	PS	AQ			X			X	
WI-AF-EB04-SO-0110	1/12/18	1605	SB607	2	PS	AQ			X			X	

Special Instructions/Comments: _____

SEND DOCUMENTATION AND RESULTS TO:
 Name: TIFFANY HILL
 Company: CH2M
 Address: 1100 NE CIRCLE BLVD STE 300
 City: CORVALLIS State: OR Zip: 97334
 Phone: 541-768-3109 Fax: _____
 Email: TIFFANY.HILL@CH2M.COM

Container Types: P= HDPE, PJ= HDPE Jar Bottle Preservation Type: T = Thiosulfate, Matrix Types: AQ = Aqueous, DW = Drinking Water, EF = Effluent, PP = Pulp/Paper, SD = Sediment,
 O = Other: _____ TZ = Trizma: _____ SL = Sludge, SO = Soil, WW = Wastewater, B = Blood/Serum, O = Other: _____

Locker #1

pg 4 of 4



CHAIN OF CUSTODY

For Laboratory Use Only
 Work Order #: 1800268 Temp: 0.5 °C
 Storage ID: WR-2 Storage Secured: Yes No

Project ID: NAS WI - AULT FIELD PO#: _____ Sampler: MORGAN BRUNO
(name)

TAT Standard: 21 days
 (check one): Rush (surcharge may apply) 14 days 7 days Specify: _____

Invoice to: Name _____ Company _____ Address _____ City _____ State _____ Ph# _____ Fax# _____

Relinquished by (printed name and signature) _____ Date _____ Time _____ Received by (printed name and signature) _____ Date _____ Time _____

MORGAN BRUNO my rtr

Relinquished by (printed name and signature) _____ Date _____ Time _____ Received by (printed name and signature) _____ Date _____ Time _____

Rachel Clannan 2/6/18 1300 Benedict DeBruin 02/07/18 1046

SHIP TO: Vista Analytical Laboratory
1104 Windfield Way
El Dorado Hills, CA 95762
(916) 673-1520 * Fax (916) 673-0106

Method of Shipment: _____

Add Analysis(es) Requested

Container(s)

Mod. EPA Method 537

EPA Method 537 (DW only)

1800268

ATTN: _____ Tracking No.: _____

Sample ID	Date	Time	Location/Sample Description	Quantity	Type	Matrix	Add Analysis(es) Requested						Comments					
							PFOA/PFOS	UCMR3 PFAS List 6	337 List: 14	Full List of 26	Other: Please List Below	PFOA/PFOS		UCMR3 PFAS List 6	PFAS List: 14			
<u>WI-AF-EB-Φ13618</u>	<u>1/26/18</u>	<u>1540</u>	<u>SB61Φ</u>	<u>2</u>	<u>P</u>	<u>AQ</u>												
<u>WI-AF-EB1Φ-Φ118</u>	<u>1/26/18</u>	<u>1555</u>	<u>SB61Φ</u>	<u>2</u>	<u>P</u>	<u>AQ</u>												
<u>WI-AF-SB61Φ-394Φ-Φ118</u>	<u>1/26/18</u>	<u>1545</u>	<u>SB61Φ</u>	<u>1</u>	<u>P</u>	<u>SO</u>												
<u>WI-AF-SB61Φ-394Φ-Φ118</u>	<u>1/26/18</u>	<u>1550</u>	<u>SB61Φ</u>	<u>1</u>	<u>P</u>	<u>SO</u>												

Special Instructions/Comments: _____

SEND DOCUMENTATION AND RESULTS TO:

Name: TIFFANY HILL
 Company: CH2M
 Address: 1100 NE CIRCLE BLVD STE 300
 City: CORVALLIS State: OR Zip: 97330
 Phone: 541-768-3109 Fax: _____
 Email: TIFFANY.HILL@CH2M.COM

Container Types: P= HDPE, PJ= HDPE Jar

Bottle Preservation Type: T = Thiosulfate,

Matrix Types: AQ = Aqueous, DW = Drinking Water, EF = Effluent, PP = Pulp/Paper, SD = Sediment,

O = Other: _____

TZ = Trizma: _____

SL = Sludge, SO = Soil, WW = Wastewater, B = Blood/Serum, O = Other: _____

Sample Log-in Checklist

Vista Work Order #: 1800268 TAT 7

Samples Arrival:	Date/Time 02/07/18 1029	Initials: PAB	Location: WR-2
Logged In:	Date/Time 02/07/18 1320	Initials: PAB	Location: WR-2
Delivered By:	<input checked="" type="checkbox"/> FedEx	<input type="checkbox"/> UPS	<input type="checkbox"/> On Trac
	<input type="checkbox"/> GSO	<input type="checkbox"/> DHL	<input type="checkbox"/> Hand Delivered
	<input type="checkbox"/> Other		
Preservation:	<input checked="" type="checkbox"/> Ice	<input type="checkbox"/> Blue Ice	<input type="checkbox"/> Dry Ice
	<input type="checkbox"/> None		
Temp °C: 0.6 (uncorrected)	Time: 1048	Thermometer ID: IR-4	
Temp °C: 0.5 (corrected)	Probe used: Yes <input type="checkbox"/> No <input checked="" type="checkbox"/>		

	YES	NO	NA
Adequate Sample Volume Received?	✓		
Holding Time Acceptable?	✓		
Shipping Container(s) Intact?	✓		
Shipping Custody Seals Intact?	✓		
Shipping Documentation Present?	✓		
Airbill	Trk # 78961537 9965	✓	
Sample Container Intact?	✓		✓
Sample Custody Seals Intact?			✓
Chain of Custody / Sample Documentation Present?	✓		
COC Anomaly/Sample Acceptance Form completed?		✓	
If Chlorinated or Drinking Water Samples, Acceptable Preservation?			✓
Preservation Documented:	Na ₂ S ₂ O ₃	Trizma	None
	Yes	No	NA
Shipping Container	<input checked="" type="checkbox"/> Vista	<input type="checkbox"/> Client	<input checked="" type="checkbox"/> Retain
	<input type="checkbox"/> Return	<input type="checkbox"/> Dispose	

Comments:

EXTRACTION INFORMATION

Process Sheet
 Workorder: **1800268**

PRIORITY

Prep Expiration: 2018-Mar-06
 Client: CH2M Hill

19
 Workorder Due: ~~20~~ Feb-18 00:00
 TAT: 13
WLAB 02/08/18

Method: **VAL - PFAS DoD (LOQ as RL)**
 Matrix: **Solid**

Prep Batch: B8B 0074

Also run: **Percent Solids**
 Version: 537 (14 Analyte)
 DoD: **DoD QSM 5.1**

Prep Data Entered: 02/14/18 MA
 Date and Initials

Initial Sequence: S8B0049

LabSampID	A/B	Prep Rec	Spike Rec	ClientSampleID	Comments	Location	Container
1800268-01	A	<input checked="" type="checkbox"/>	<input checked="" type="checkbox"/>	WI-AF-SB614-0001-0118		WR-2 E-4	HDPE Jar, 6 oz
1800268-02	↓ A-B-C	<input checked="" type="checkbox"/>	<input checked="" type="checkbox"/>	WI-AF-SB614-0102-0118	"WI-AF-SB614-0102-018"	WR-2 E-4	HDPE Jar, 6 oz
1800268-03		<input checked="" type="checkbox"/>	<input checked="" type="checkbox"/>	WI-AF-SB614P-0102-0118		WR-2 E-4	HDPE Jar, 6 oz
1800268-04		<input checked="" type="checkbox"/>	<input checked="" type="checkbox"/>	WI-AF-SB612-0001-0118		WR-2 E-4	HDPE Jar, 6 oz
1800268-05		<input checked="" type="checkbox"/>	<input checked="" type="checkbox"/>	WI-AF-SB612-0204-0118		WR-2 E-4	HDPE Jar, 6 oz
1800268-06		<input checked="" type="checkbox"/>	<input checked="" type="checkbox"/>	WI-AF-SB612-04.505.5-0118	MS/MSD	WR-2 E-4	HDPE Jar, 6 oz
1800268-07		<input checked="" type="checkbox"/>	<input checked="" type="checkbox"/>	WI-AF-SB612-6870-0118		WR-2 E-4	HDPE Jar, 6 oz
1800268-08		<input checked="" type="checkbox"/>	<input checked="" type="checkbox"/>	WI-AF-SB613-000.5-0118		WR-2 E-4	HDPE Jar, 6 oz
1800268-09		<input checked="" type="checkbox"/>	<input checked="" type="checkbox"/>	WI-AF-SB613-0.502-0118		WR-2 E-4	HDPE Jar, 6 oz
1800268-10		<input checked="" type="checkbox"/>	<input checked="" type="checkbox"/>	WI-AF-SB613-03.504.5-0118		WR-2 E-4	HDPE Jar, 6 oz
1800268-11		<input checked="" type="checkbox"/>	<input checked="" type="checkbox"/>	WI-AF-SB613-5657.5-0118		WR-2 E-4	HDPE Jar, 6 oz
1800268-12		<input checked="" type="checkbox"/>	<input checked="" type="checkbox"/>	WI-AF-SB607-000.5-0118		WR-2 E-4	HDPE Jar, 6 oz
1800268-13		<input checked="" type="checkbox"/>	<input checked="" type="checkbox"/>	WI-AF-SB607P-000.5-0118		WR-2 E-4	HDPE Jar, 6 oz
1800268-14		<input checked="" type="checkbox"/>	<input checked="" type="checkbox"/>	WI-AF-SB607-0203-0118		WR-2 E-4	HDPE Jar, 6 oz
1800268-15		<input checked="" type="checkbox"/>	<input checked="" type="checkbox"/>	WI-AF-SB607-0405-0118		WR-2 E-4	HDPE Jar, 6 oz
1800268-16		<input checked="" type="checkbox"/>	<input checked="" type="checkbox"/>	WI-AF-SB607-1011-0118		WR-2 E-4	HDPE Jar, 6 oz
1800268-17		<input checked="" type="checkbox"/>	<input checked="" type="checkbox"/>	WI-AF-SB610-3940-0118		WR-2 E-4	HDPE Jar, 6 oz
1800268-18		<input checked="" type="checkbox"/>	<input checked="" type="checkbox"/>	WI-AF-SB610P-3940-0118		WR-2 E-4	HDPE Jar, 6 oz

Pre-Prep Check Out: HN 2/12/18
 Pre-Prep Check In: HC 2.12.18

Prep Check Out: NA
 Prep Check In: MA

Prep Reconciled Initials/Date: HN 2/12/18
 Spike Reconciled Initials/Date: HC 2.12.18
 VialBoxID: PIKACHU

LabNumber	WetWeight (Initial)	% Solids (Extraction Solids)	DryWeight	Final	Extracted	Ext By	Spike	SpikeAmount	ClientMatrix	Analysis
1800235-02	1.38 ✓	82.98755 ✓	1.1452	1000	12-Feb-18 19:45	HAC			Sediment	VAL - PFAS
1800268-01	1.77 ✓	52.9052 ✓	0.9364 ✓	1000	12-Feb-18 19:45	HAC			Soil	VAL - PFAS DoD (LOQ as
1800268-02	1.25 ✓	73.22176 ✓	0.9153 ✓	1000	12-Feb-18 19:45	HAC			Soil	VAL - PFAS DoD (LOQ as
1800268-03	1.28 ✓	72.52253 ✓	0.9283 ✓	1000	12-Feb-18 19:45	HAC			Soil	VAL - PFAS DoD (LOQ as
1800268-04	1.32 ✓	74.13128 ✓	0.9785 ✓	1000	12-Feb-18 19:45	HAC			Soil	VAL - PFAS DoD (LOQ as
1800268-05	1.25 ✓	77.72926 ✓	0.9716 ✓	1000	12-Feb-18 19:45	HAC			Soil	VAL - PFAS DoD (LOQ as
1800268-06	1.47 ✓	71.56549 ✓	1.0520 ✓	1000	12-Feb-18 19:45	HAC			Soil	VAL - PFAS
1800268-06	1.47			1000	12-Feb-18 19:45	HAC	MA 02/14/18		Soil	VAL - PFAS DoD (LOQ as
1800268-07	1.3 ✓	82.30337 ✓	1.0699 ✓	1000	12-Feb-18 19:45	HAC			Soil	VAL - PFAS DoD (LOQ as
1800268-08	1.39 ✓	72.62357 ✓	1.0095 ✓	1000	12-Feb-18 19:45	HAC			Soil	VAL - PFAS DoD (LOQ as
1800268-09	1.34 ✓	72.05882 ✓	0.9656 ✓	1000	12-Feb-18 19:45	HAC			Soil	VAL - PFAS DoD (LOQ as
1800268-10	1.2 ✓	73.75566 ✓	0.8851 ✓	1000	12-Feb-18 19:45	HAC			Soil	VAL - PFAS DoD (LOQ as
1800268-11	1.23 ✓	94.86166 ✓	1.1668 ✓	1000	12-Feb-18 19:45	HAC			Soil	VAL - PFAS DoD (LOQ as
1800268-12	1.06 ✓	88.47584 ✓	0.9378 ✓	1000	12-Feb-18 19:45	HAC			Soil	VAL - PFAS DoD (LOQ as
1800268-13	1.34 ✓	84.19118 ✓	1.1282 ✓	1000	12-Feb-18 19:45	HAC			Soil	VAL - PFAS DoD (LOQ as
1800268-14	1.22 ✓	87.5 ✓	1.0675 ✓	1000	12-Feb-18 19:45	HAC			Soil	VAL - PFAS DoD (LOQ as
1800268-15	1.01 ✓	85.1735 ✓	0.8603 ✓	1000	12-Feb-18 19:45	HAC			Soil	VAL - PFAS DoD (LOQ as
1800268-16	1.26 ✓	88.95899 ✓	1.1209 ✓	1000	12-Feb-18 19:45	HAC			Soil	VAL - PFAS DoD (LOQ as
1800268-17	1.1 ✓	82.28782 ✓	0.9052 ✓	1000	12-Feb-18 19:45	HAC			Soil	VAL - PFAS DoD (LOQ as
1800268-18	1.22 ✓	82.59109 ✓	1.0076	1000	12-Feb-18 19:45	HAC			Soil	VAL - PFAS DoD (LOQ as
B8B0074-BLK1	1 ✓	100.0000	1.0000	1000	12-Feb-18 19:45	HAC				QC
B8B0074-BS1	1 ✓	100.0000	1.0000	1000	12-Feb-18 19:45	HAC	17L2103 ✓	10 ✓		QC
B8B0074-MS1	1.43 ✓	71.56549	1.0234 ✓	1000	12-Feb-18 19:45	HAC	17L2103 ✓	10 ✓		QC
B8B0074-MSD1	1.5 ✓	71.56549	1.0735 ✓	1000	12-Feb-18 19:45	HAC	17L2103 ✓	10		QC

✓ MA 02/14/18

PREPARATION BENCH SHEET

Matrix: Solid

B8B0074

Chemist: JTC

Method: VAL - PFAS

Prepared using: LCMS - Sonication/SPE Extraction

Prep Date/Time: 12-Feb-18 14:59

Method: VAL - PFAS DoD (LOQ as RL)

1945
JTC

BalanceID: HRMS-9

VISTA Sample ID	Sample Amt. (g)	IS/NS CHEM/WIT DATE	Pre-Ext	Extraction	SPE	RS CHEM/WIT DATE
B8B0074-BLK1	1.00	JTC N/A 2-12-18	JTC 2-12-18	MA 2-13-18	MA 7R 2-13-18	HN 7R 2/13/18
B8B0074-BS1	↓					
B8B0074-MS1 1800268-06	1.89 ^{HN 2/12/18} 1.43					
B8B0074-MSD1 1800268-06	1.50					
1800235-02	1.38					
1800268-01	1.77					
1800268-02	1.25					
1800268-03	1.28					
1800268-04	1.32					
1800268-05	1.25					
1800268-06	1.74 ^{HN 2/12/18} 1.47					
1800268-07	1.30					
1800268-08	1.39					
1800268-09	1.49 ^{HN 2/12/18} 1.34					
1800268-10	1.20					
1800268-11	1.23					

IS: 17L2601, 10µL (V2)
 IS SUP: NA
 NS: 17L2103, 10µL (V3)
 -RS: 17L2332, 10µL (V2)

Ext SOLV: 1:1 MeOH/ACN
 SPE Chem: Strata X-AW 33µm ^{200mg}/_{6mL}
 Ele SOLV: 0.5% NH₄OH in MeOH, MeOH
 Final Volume(s) 1 mL

Notes:

PREPARATION BENCH SHEET

Matrix: Solid

B8B0074

Chemist: JTC

Method: VAL - PFAS

Prepared using: LCMS - Sonication/SPE Extraction

Prep Date/Time: 12-Feb-18 14:09

Method: VAL - PFAS DoD (LOQ as RL)

JTC 1945

BalanceID: HRMS-9

VISTA Sample ID	Sample Amt. (g)	IS/NS CHEM/WIT DATE	Pre-Ext	Extraction	SPE	RS CHEM/WIT DATE
1800268-12	1.06	JTC WIT 2-12-18	JTC 2-12-18	MA 2-13-18	MA 7R 2-13-18	HN 7R 2/13/18
1800268-13	1.34	↓	↓	↓	↓	↓
1800268-14	1.22					
1800268-15	1.01					
1800268-16	1.26					
1800268-17	1.10					
1800268-18	1.22					

IS: <u>17L2601, 10µl (V2)</u>	Ext SOLV: <u>1:1 MeOH/ACN</u>	Notes:
IS SUP: <u>NA</u>	SPE Chem: <u>Strata X-AW 33µm ^{200mg}/_{6ml}</u>	
NS: <u>17L2103, 10µl (V3)</u>	Ele SOLV: <u>0.5% NH4OH in MeOH, MeOH</u>	
.RS: <u>17L2332, 10µl (V2)</u>	Final Volume(s) <u>1 ml</u>	

Percent Moisture/ Percent Solids

D2216-90

BATCH ID

B8B0073

Analyst: HN	Test Code: %Moist/%Solids	Data Entry Verified by: (Initial and Date) <u>MA 02/14/18</u>
Analyte: Dried at 110°C+/-5°C	Units: %	

Inst HRMS-9 Date/Time IN: 2/12/18 18:00 Date/Time OUT: 2/13/18 9:45

Particle Size	SampleID	SampType	Initial and Date:		G		Dry Sample Weight (g)	%Solids RawVal	NA			Visual Inspection	
			Pan Tare Wt. (gms)	HN 02/12/18	MA 02/13/18	pH Before			pH After	Acid Added			
NA	1800235-02	A	Sample	1.2900 ✓	3.7000 ✓	3.2900 ✓	2.0000	82.99	NA	NA	NA	NA	See attachment
NA	1800268-01	A	Sample	1.2800 ✓	4.5500 ✓	3.0100 ✓	1.7300	52.91	NA	NA	NA	NA	See attachment
NA	1800268-02	A	Sample	1.2800 ✓	3.6700 ✓	3.0300 ✓	1.7500	73.22	NA	NA	NA	NA	See attachment
NA	1800268-03	A	Sample	1.2900 ✓	3.5100 ✓	2.9000 ✓	1.6100	72.52	NA	NA	NA	NA	See attachment
NA	1800268-04	A	Sample	1.2800 ✓	3.8700 ✓	3.2000 ✓	1.9200	74.13	NA	NA	NA	NA	See attachment
NA	1800268-05	A	Sample	1.2800 ✓	3.5700 ✓	3.0600 ✓	1.7800	77.73	NA	NA	NA	NA	See attachment
NA	1800268-06	A	Sample	1.2900 ✓	4.4200 ✓	3.5300 ✓	2.2400	71.57	NA	NA	NA	NA	See attachment
NA	1800268-07	A	Sample	1.2800 ✓	4.8400 ✓	4.2100 ✓	2.9300	82.30	NA	NA	NA	NA	See attachment
NA	1800268-08	A	Sample	1.2700 ✓	3.9000 ✓	3.1800 ✓	1.9100	72.62	NA	NA	NA	NA	See attachment
NA	1800268-09	A	Sample	1.2700 ✓	3.9900 ✓	3.2300 ✓	1.9600	72.06	NA	NA	NA	NA	See attachment
NA	1800268-10	A	Sample	1.2900 ✓	3.5000 ✓	2.9200 ✓	1.6300	73.76	NA	NA	NA	NA	See attachment
NA	1800268-11	A	Sample	1.2700 ✓	3.8000 ✓	3.6700 ✓	2.4000	94.86	NA	NA	NA	NA	See attachment
NA	1800268-12	A	Sample	1.2900 ✓	3.9800 ✓	3.6700 ✓	2.3800	88.48	NA	NA	NA	NA	See attachment
NA	1800268-13	A	Sample	1.2800 ✓	4.0000 ✓	3.5700 ✓	2.2900	84.19	NA	NA	NA	NA	See attachment
NA	1800268-14	A	Sample	1.2700 ✓	3.9900 ✓	3.6500 ✓	2.3800	87.50	NA	NA	NA	NA	See attachment
NA	1800268-15	A	Sample	1.2700 ✓	4.4400 ✓	3.9700 ✓	2.7000	85.17	NA	NA	NA	NA	See attachment
NA	1800268-16	A	Sample	1.2700 ✓	4.4400 ✓	4.0900 ✓	2.8200	88.96	NA	NA	NA	NA	See attachment
NA	1800268-17	A	Sample	1.2800 ✓	3.9900 ✓	3.5100 ✓	2.2300	82.29	NA	NA	NA	NA	See attachment
NA	1800268-18	A	Sample	1.2800 ✓	3.7500 ✓	3.3200 ✓	2.0400	82.59	NA	NA	NA	NA	See attachment
A: sample was homogenized HN 02/12/18 ✓													

Percent Moisture/ Percent Solids

D2216-90

BATCH ID

B8B0073

Analyst: HN	Test Code: %Moist/%Solids	Data Entry Verified by: <u>NA</u>
Analyte: Dried at 110°C±5°C	Units: %	(Initial and Date)

Inst HRMS-9

Date/Time IN: 2/12/18 18:00 Date/Time OUT: 2/13/18 9:45

Particle Size	SampID	SampType	Initial and Date:	HN 2/12/18	MA 2/13/18	Dry Sample Weight (g)	%Solids RawVal	pH Before	pH After	Acid Added	Cl-	Visual Inspection	
NA ↓	1800235-02	(A) Sample	1.29	3.70	3.29	←	→	NA	NA	NA	NA	Sand	
	1800268-01	(A) Sample	1.28	4.55	3.01							Wet Mud	
	1800268-02	Sample	1.28	3.67	3.03							Clay	
	1800268-03	Sample	1.29	3.51	2.90							Clay	
	1800268-04	Sample	1.28	3.87	3.20							Mud	
	1800268-05	Sample	1.28	3.57	3.06							Clay	
	1800268-06	Sample	1.29	4.42	3.53							Clay	
	1800268-07	Sample	1.28	4.84	4.21							MA 2/13/18	Clay
	1800268-08	Sample	1.27	3.90	3.18							Mud	
	1800268-09	Sample	1.27	3.99	3.23							Mud	
	1800268-10	Sample	1.29	3.50	2.92							Clay	
	1800268-11	Sample	1.27	3.80	3.67							rocks	
	1800268-12	Sample	1.29	3.98	3.67							wet sand	
	1800268-13	Sample	1.28	4.00	3.57							wet rocks	
	1800268-14	Sample	1.27	3.99	3.65							Mud	
	1800268-15	Sample	1.27	4.44	3.97							Clay	
	1800268-16	Sample	1.27	4.44	4.09							Sand/Moist	
	1800268-17	Sample	1.28	3.99	3.51							Sand/Moist	
↓	1800268-18	↓ Sample	1.28	3.75	3.32	→	Clay/Sand						
(A) Sample was homogenized			HN 2/12/18										

SAMPLE DATA – VAL - PFAS

Dataset: Z:\Projects\PFAS.PRO\Results\180221M1\180221M1-45.qld

Last Altered: Sunday, February 25, 2018 13:31:09 Pacific Standard Time

Printed: Sunday, February 25, 2018 13:32:44 Pacific Standard Time

Method: Z:\Projects\PFAS.PRO\MethDB\PFAS_FULL_80C_022118.mdb 22 Feb 2018 10:27:20

Calibration: Z:\Projects\PFAS.PRO\CurveDB\C18_VAL-PFAS_Q4_02-21-18-FULL.cdb 22 Feb 2018 11:04:24

Name: 180221M1_45, Date: 21-Feb-2018, Time: 23:31:43, ID: B8B0074-BLK1 Method Blank 1, Description: Method Blank

	# Name	Trace	Area	IS Area	Wt./Vol.	RRF	Pred.RT	RT	y Axis Resp.	Conc.	%Rec
1	3 PFBS	299.0 > 79.7		1.09e3	1.00		2.60				
2	5 PFHxA	313.2 > 268.9		2.11e3	1.00		3.19				
3	7 PFHpA	363.0 > 318.9		5.44e3	1.00		3.81				
4	8 L-PFHxS	398.9 > 79.6		7.31e2	1.00		3.85				
5	11 L-PFOA	413 > 368.7		7.13e3	1.00		4.22				
6	14 PFNA	463.0 > 418.8		5.04e3	1.00		4.76				
7	16 L-PFOS	499 > 79.9		2.16e3	1.00		4.74				
8	18 PFDA	513 > 468.8		4.84e3	1.00		5.14				
9	21 N-MeFOSAA	570.1 > 419		2.46e3	1.00		5.29				
10	22 N-EtFOSAA	584.2 > 419		3.46e3	1.00		5.45				

Dataset: Z:\Projects\PFAS.PRO\Results\180221M1\180221M1-45.qld

Last Altered: Sunday, February 25, 2018 13:31:09 Pacific Standard Time

Printed: Sunday, February 25, 2018 13:33:01 Pacific Standard Time

Method: Z:\Projects\PFAS.PRO\MethDB\PFAS_FULL_80C_022118.mdb 22 Feb 2018 10:27:20

Calibration: Z:\Projects\PFAS.PRO\CurveDB\C18_VAL-PFAS_Q4_02-21-18-FULL.cdb 22 Feb 2018 11:04:24

Name: 180221M1_45, Date: 21-Feb-2018, Time: 23:31:43, ID: B8B0074-BLK1 Method Blank 1, Description: Method Blank

#	Name	Trace	Area	IS Area	Wt./Vol.	RRF	Pred.RT	RT	y Axis Resp.	Conc.	%Rec	
1	23	PFUdA	563.0 > 518.9	6.99e3	1.00		5.46					
2	25	PFDoA	612.9 > 569.0	6.20e3	1.00		5.74					
3	27	PFTTrDA	662.9 > 618.9	6.99e3	1.00		5.98					
4	28	PFTeDA	712.9 > 668.8	3.60e3	1.00		6.20					
5	36	13C3-PFBS	302. > 98.8	1.09e3	8.83e3	1.00	0.121	2.69	2.56	1.54	12.7676	102.1
6	37	13C2-PFHxA	315 > 269.8	2.11e3	8.83e3	1.00	0.719	3.19	3.05	2.99	4.1601	83.2
7	38	13C4-PFHpA	367.2 > 321.8	5.44e3	8.83e3	1.00	0.722	3.81	3.67	7.70	10.6559	85.2
8	39	18O2-PFHxS	403.0 > 102.6	7.31e2	2.17e3	1.00	0.376	3.96	3.82	4.21	11.1953	89.6
9	40	13C2-PFOA	414.9 > 369.7	7.13e3	7.84e3	1.00	1.32	4.33	4.19	11.4	8.5860	68.7
10	41	13C5-PFNA	468.2 > 422.9	5.04e3	7.48e3	1.00	0.928	4.76	4.62	8.42	9.0665	72.5
11	42	13C8-PFOA	506.1 > 77.7	7.63e2	1.12e4	1.00	0.235	4.83	4.68	0.850	3.6127	28.9
12	43	13C8-PFOS	507.0 > 79.9	2.16e3	2.53e3	1.00	1.03	4.84	4.70	10.7	10.4051	83.2
13	44	13C2-PFDA	515.1 > 469.9	4.84e3	8.28e3	1.00	1.02	5.14	5.00	7.31	7.1909	57.5
14	45	d3-N-MeFOSAA	573.3 > 419	2.46e3	1.12e4	1.00	0.412	5.29	5.15	2.74	6.6512	53.2
15	46	d5-N-EtFOSAA	589.3 > 419	3.46e3	1.12e4	1.00	0.418	5.45	5.31	3.85	9.2106	73.7
16	47	13C2-PFUdA	565 > 519.8	6.99e3	1.12e4	1.00	1.06	5.46	5.32	7.79	7.3724	59.0
17	48	13C2-PFDoA	615.0 > 569.7	6.20e3	1.12e4	1.00	0.949	5.74	5.60	6.90	7.2689	58.2
18	49	d3-N-MeFOSA	515.2 > 168.9		1.12e4	1.00	0.105	5.84				
19	50	13C2-PFTeDA	714.8 > 669.6	3.60e3	1.12e4	1.00	0.389	6.20	6.07	4.01	10.3051	82.4
20	51	d5-N-ETFOSA	531.1 > 168.9		1.12e4	1.00	0.160	6.22				
21	52	13C2-PFHxDA	815 > 769.7	1.88e3	1.12e4	1.00	0.833	6.51	6.41	2.10	2.5173	50.3
22	53	d7-N-MeFOSE	623.1 > 58.9		1.12e4	1.00	0.148	6.31				
23	54	d9-N-EtFOSE	639.2 > 58.8		1.12e4	1.00	0.131	6.45				
24	55	13C4-PFBA	217. > 171.8	7.22e3	7.22e3	1.00	1.00	1.46	1.33	12.5	12.5000	100.0
25	56	13C5-PFHxA	318 > 272.9	8.83e3	8.83e3	1.00	1.00	3.19	3.05	12.5	12.5000	100.0
26	57	13C3-PFHxS	401.9 > 79.9	2.17e3	2.17e3	1.00	1.00	3.96	3.82	12.5	12.5000	100.0
27	58	13C8-PFOA	421.3 > 376	7.84e3	7.84e3	1.00	1.00	4.33	4.19	12.5	12.5000	100.0
28	59	13C9-PFNA	472.2 > 426.9	7.48e3	7.48e3	1.00	1.00	4.70	4.62	12.5	12.5000	100.0
29	60	13C4-PFOS	503 > 79.9	2.53e3	2.53e3	1.00	1.00	4.84	4.70	12.5	12.5000	100.0
30	61	13C6-PFDA	519.1 > 473.7	8.28e3	8.28e3	1.00	1.00	5.14	5.00	12.5	12.5000	100.0
31	62	13C7-PFUdA	570.1 > 524.8	1.12e4	1.12e4	1.00	1.00	5.46	5.32	12.5	12.5000	100.0
32	63	Total PFHxS	398.9 > 79.6	0.00e0	7.31e2	1.00		3.85		0.000		

Dataset: Z:\Projects\PFAS.PRO\Results\180221M1\180221M1-45.qld

Last Altered: Sunday, February 25, 2018 13:31:09 Pacific Standard Time

Printed: Sunday, February 25, 2018 13:33:01 Pacific Standard Time

Name: 180221M1_45, Date: 21-Feb-2018, Time: 23:31:43, ID: B8B0074-BLK1 Method Blank 1, Description: Method Blank

	# Name	Trace	Area	IS Area	Wt./Vol.	RRF	Pred.RT	RT	y Axis Resp.	Conc.	%Rec
33	64 Total PFOA	413 > 368.7	0.00e0	7.13e3	1.00		4.21		0.000		
34	65 Total PFOS	499 > 79.9	0.00e0	2.16e3	1.00		4.73		0.000		
35	66 Total N-MeFOSAA	570.1 > 419	0.00e0	2.46e3	1.00		5.29		0.000		
36	67 Total N-EtFOSAA	584.2 > 419	0.00e0	3.46e3	1.00		5.45		0.000		
37	70 13C2-4:2 FTS	329.2>308.9	2.04e3	8.83e3	1.00	0.307	3.10	2.96	2.89	9.4098	75.3

Dataset: Z:\Projects\PFAS.PRO\Results\180221M1\180221M1-45.qld

Last Altered: Sunday, February 25, 2018 13:31:09 Pacific Standard Time

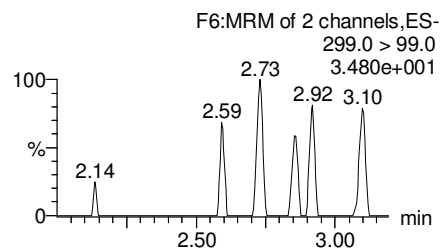
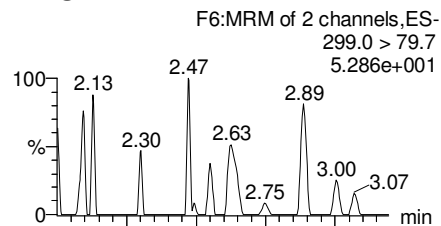
Printed: Sunday, February 25, 2018 13:33:01 Pacific Standard Time

Method: Z:\Projects\PFAS.PRO\MethDB\PFAS_FULL_80C_022118.mdb 22 Feb 2018 10:27:20

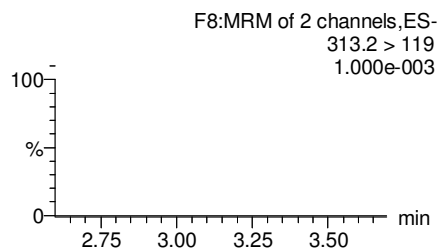
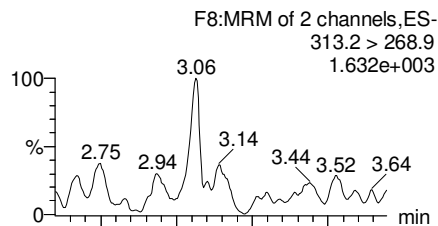
Calibration: Z:\Projects\PFAS.PRO\CurveDB\C18_VAL-PFAS_Q4_02-21-18-FULL.cdb 22 Feb 2018 11:04:24

Name: 180221M1_45, Date: 21-Feb-2018, Time: 23:31:43, ID: B8B0074-BLK1 Method Blank 1, Description: Method Blank

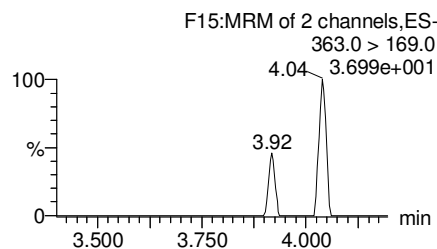
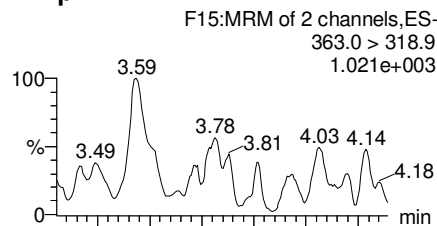
PFBS



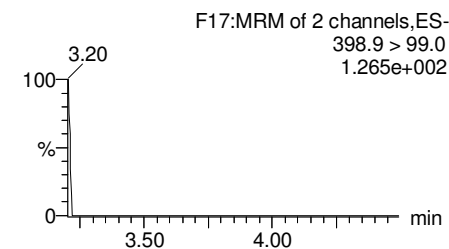
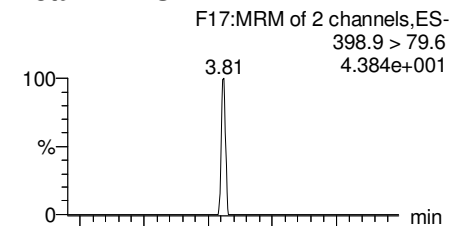
PFHxA



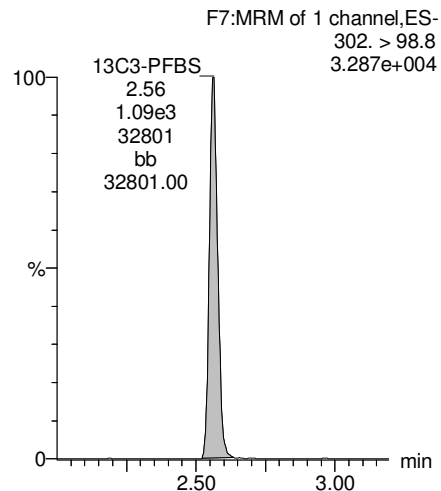
PFHpA



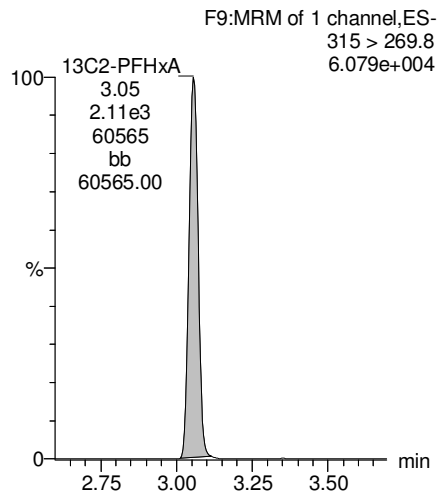
Total PFHxS



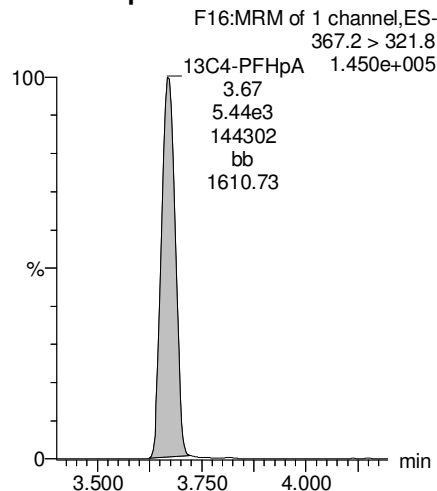
13C3-PFBS



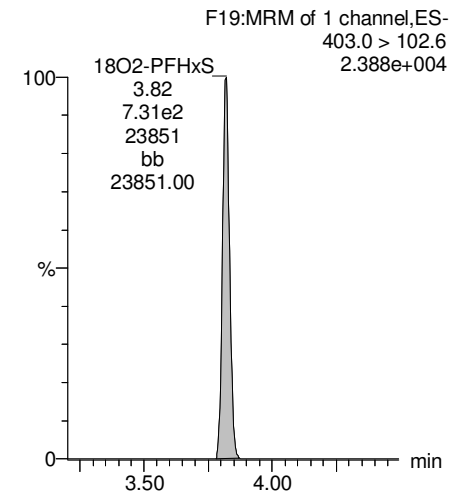
13C2-PFHxA



13C4-PFHpA



18O2-PFHxS



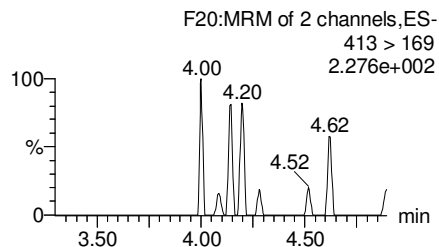
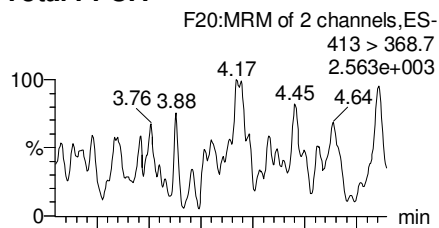
Dataset: Z:\Projects\PFAS.PRO\Results\180221M1\180221M1-45.qld

Last Altered: Sunday, February 25, 2018 13:31:09 Pacific Standard Time

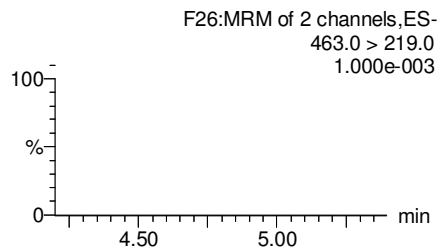
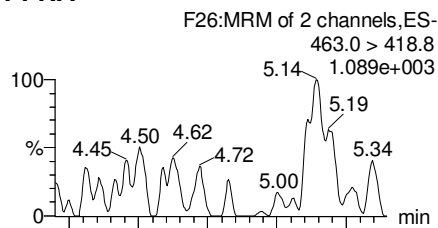
Printed: Sunday, February 25, 2018 13:33:01 Pacific Standard Time

Name: 180221M1_45, Date: 21-Feb-2018, Time: 23:31:43, ID: B8B0074-BLK1 Method Blank 1, Description: Method Blank

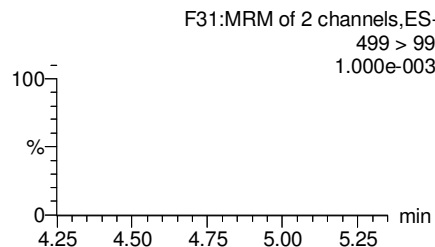
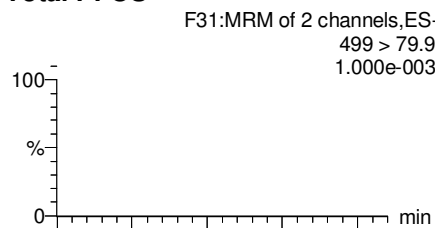
Total PFOA



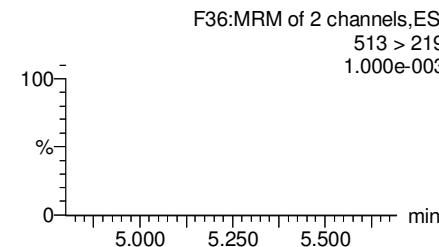
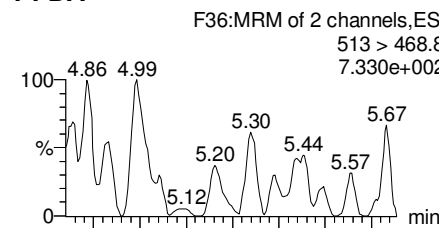
PFNA



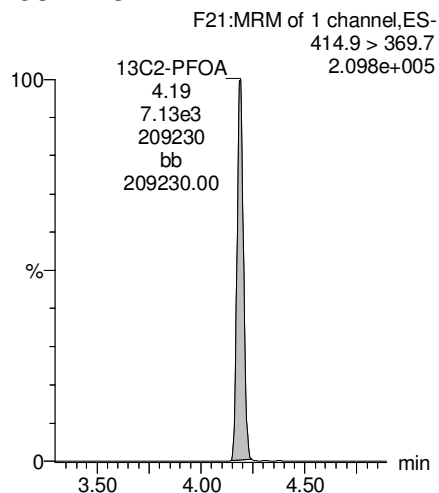
Total PFOS



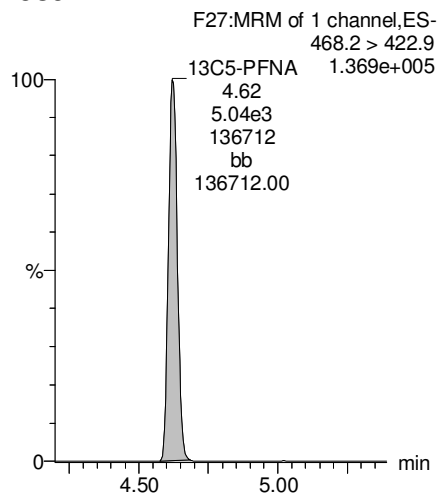
PFDA



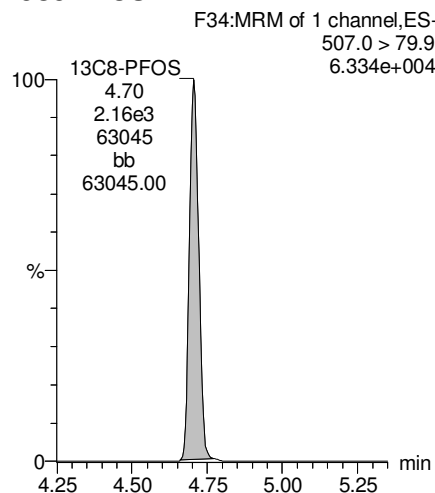
13C2-PFOA



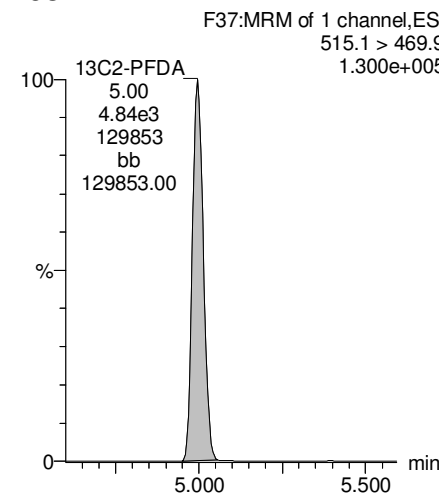
13C5-PFNA



13C8-PFOS



13C2-PFDA



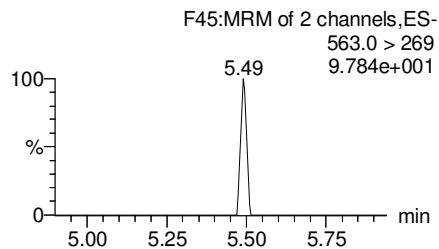
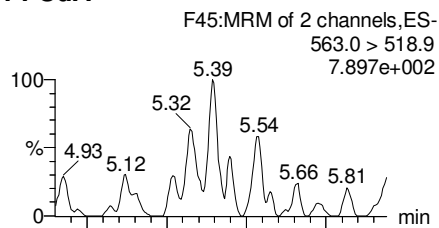
Dataset: Z:\Projects\PFAS.PRO\Results\180221M1\180221M1-45.qld

Last Altered: Sunday, February 25, 2018 13:31:09 Pacific Standard Time

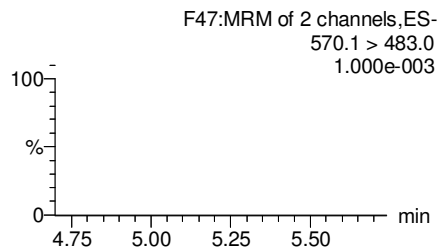
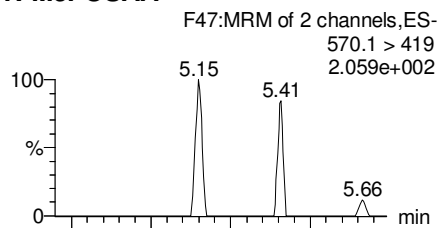
Printed: Sunday, February 25, 2018 13:33:01 Pacific Standard Time

Name: 180221M1_45, Date: 21-Feb-2018, Time: 23:31:43, ID: B8B0074-BLK1 Method Blank 1, Description: Method Blank

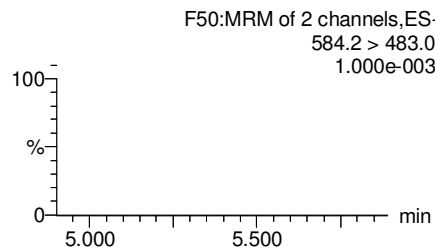
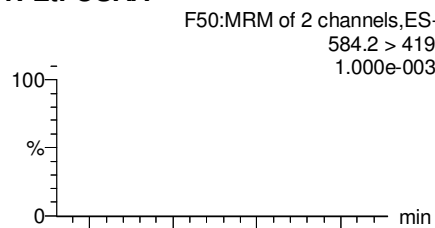
PFUdA



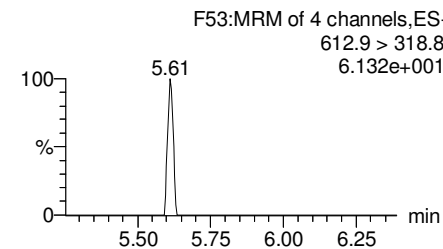
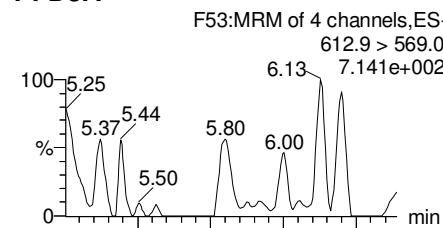
N-MeFOSAA



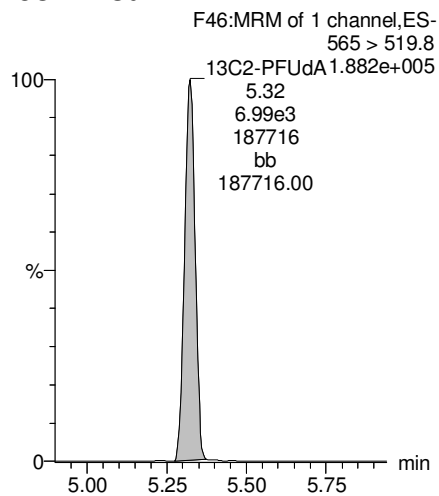
N-EtFOSAA



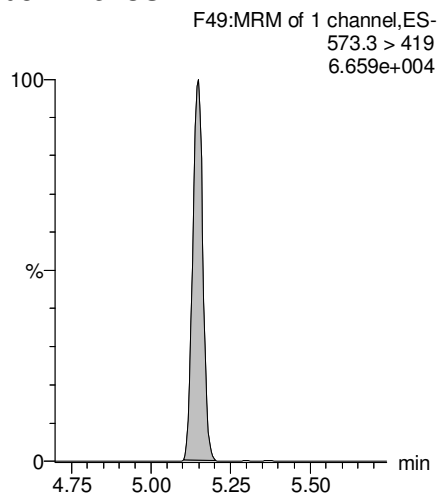
PFDaA



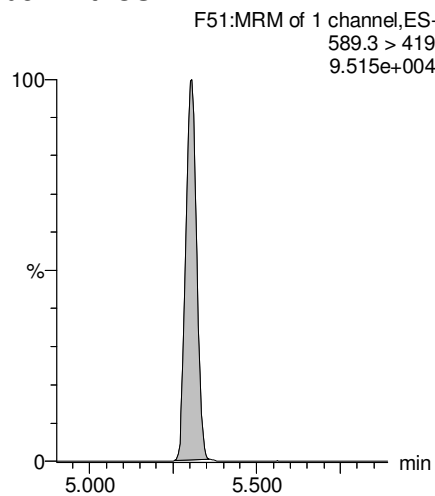
13C2-PFUdA



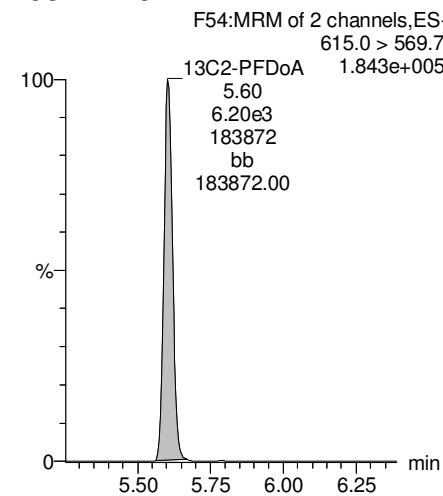
d3-N-MeFOSAA



d5-N-EtFOSAA



13C2-PFDaA



Dataset: Z:\Projects\PFAS.PRO\Results\180221M1\180221M1-45.qld

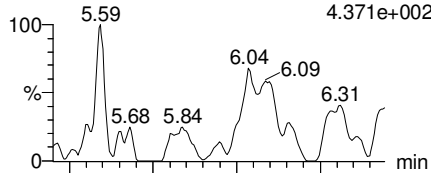
Last Altered: Sunday, February 25, 2018 13:31:09 Pacific Standard Time

Printed: Sunday, February 25, 2018 13:33:01 Pacific Standard Time

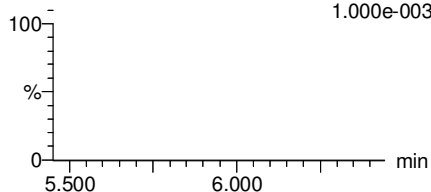
Name: 180221M1_45, Date: 21-Feb-2018, Time: 23:31:43, ID: B8B0074-BLK1 Method Blank 1, Description: Method Blank

PFTrDA

F59:MRM of 2 channels,ES-
662.9 > 618.9
4.371e+002

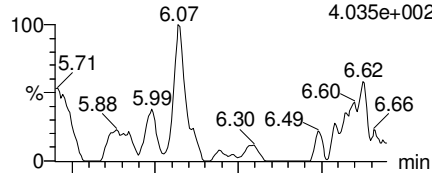


F59:MRM of 2 channels,ES-
662.9 > 319
1.000e-003

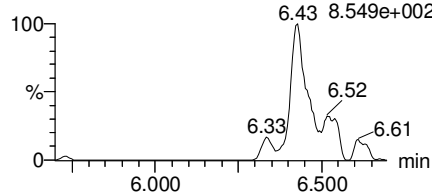


PFTeDA

F60:MRM of 2 channels,ES-
712.9 > 668.8
4.035e+002

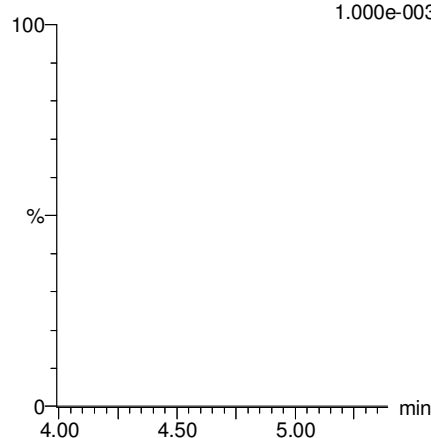


F60:MRM of 2 channels,ES-
712.9 > 369
8.549e+002



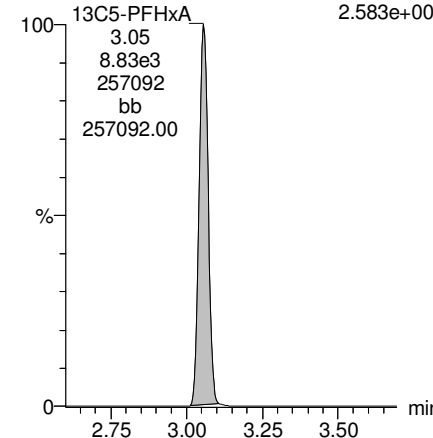
TCDA

F30:MRM of 3 channels,ES-
498.3 > 106.9
1.000e-003



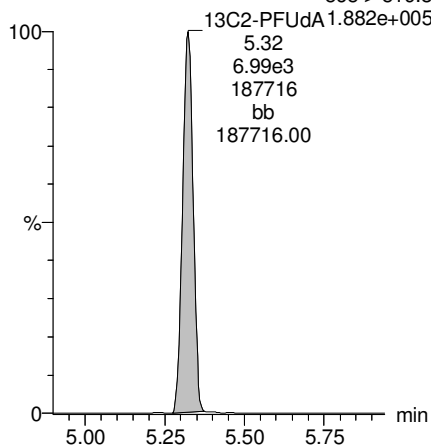
13C5-PFHxA

F10:MRM of 1 channel,ES-
318 > 272.9
2.583e+005



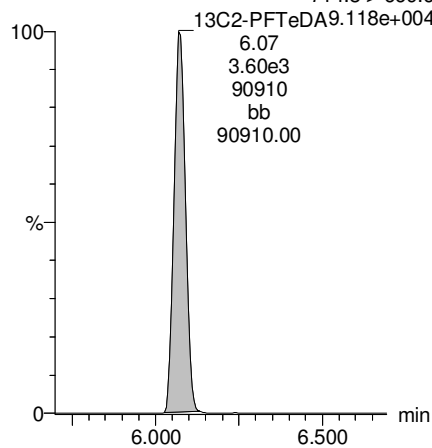
13C2-PFUdA

F46:MRM of 1 channel,ES-
565 > 519.8



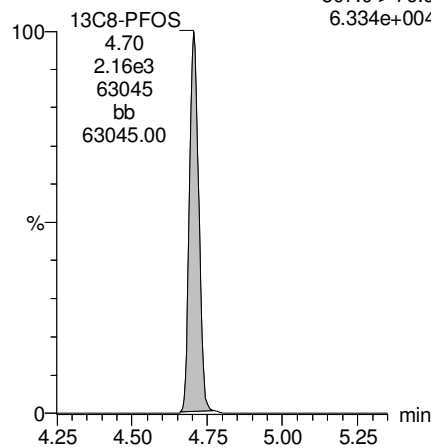
13C2-PFTeDA

F61:MRM of 2 channels,ES-
714.8 > 669.6



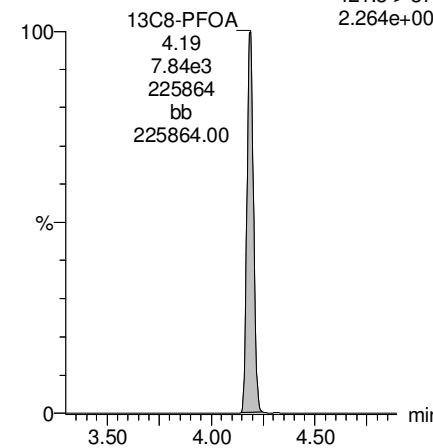
13C8-PFOS

F34:MRM of 1 channel,ES-
507.0 > 79.9



13C8-PFOA

F22:MRM of 1 channel,ES-
421.3 > 376



Dataset: Z:\Projects\PFAS.PRO\Results\180221M1\180221M1-45.qld

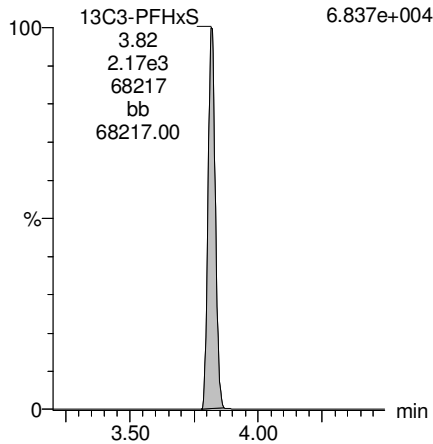
Last Altered: Sunday, February 25, 2018 13:31:09 Pacific Standard Time

Printed: Sunday, February 25, 2018 13:33:01 Pacific Standard Time

Name: 180221M1_45, Date: 21-Feb-2018, Time: 23:31:43, ID: B8B0074-BLK1 Method Blank 1, Description: Method Blank

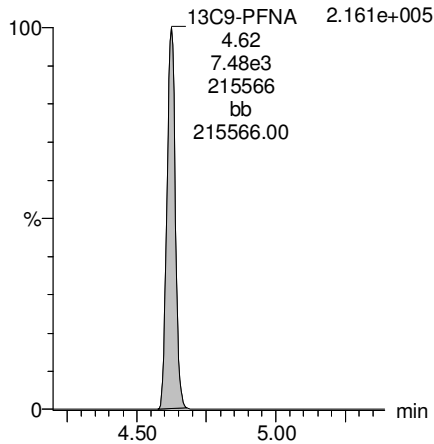
13C3-PFHxS

F18:MRM of 1 channel,ES-
401.9 > 79.9
6.837e+004



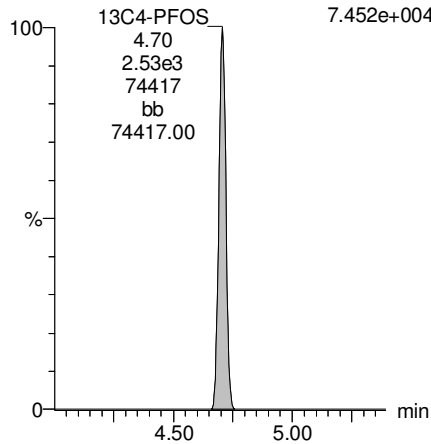
13C9-PFNA

F28:MRM of 1 channel,ES-
472.2 > 426.9
2.161e+005



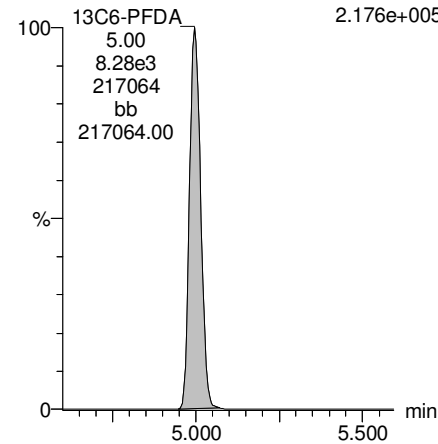
13C4-PFOS

F32:MRM of 1 channel,ES-
503 > 79.9
7.452e+004



13C6-PFDA

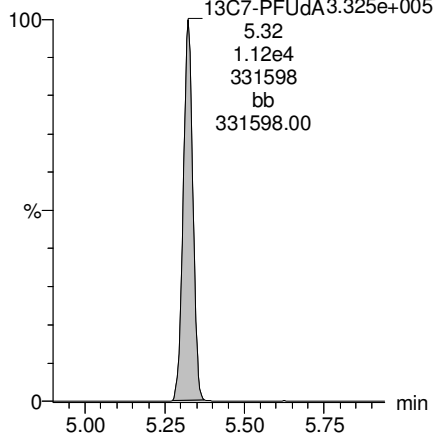
F39:MRM of 1 channel,ES-
519.1 > 473.7
2.176e+005



13C7-PFudA

F48:MRM of 1 channel,ES-
570.1 > 524.8

13C7-PFudA3.325e+005
5.32
1.12e4
331598
bb
331598.00



Dataset: F:\Projects\PFAS.PRO\Results\180222M1\180222M1-16.qld

Last Altered: Monday, February 26, 2018 12:57:29 Pacific Standard Time

Printed: Monday, February 26, 2018 12:58:55 Pacific Standard Time

Method: F:\Projects\PFAS.PRO\MethDB\PFAS_FULL_80C_022218.mdb 23 Feb 2018 08:58:55

Calibration: F:\Projects\PFAS.PRO\CurveDB\C18_VAL-PFAS_Q4_02-22-18-FULL.cdb 23 Feb 2018 10:57:03

Name: 180222M1_16, Date: 22-Feb-2018, Time: 17:19:19, ID: B8B0074-BS1 OPR 1, Description: OPR

	# Name	Trace	Area	IS Area	Wt./Vol.	RRF	Pred.RT	RT	y Axis Resp.	Conc.	%Rec
1	3 PFBS	299.0 > 79.7	1.55e3	1.02e3	1.00		2.60	2.53	19.0	10.0001	100.0
2	5 PFHxA	313.2 > 268.9	7.40e3	2.38e3	1.00		3.19	3.02	15.6	10.4273	104.3
3	7 PFHpA	363.0 > 318.9	6.54e3	6.51e3	1.00		3.81	3.64	12.6	9.4294	94.3
4	8 L-PFHxS	398.9 > 79.6	1.32e3	7.56e2	1.00		3.85	3.78	21.9	11.9659	119.7
5	11 L-PFOA	413 > 368.7	6.51e3	7.78e3	1.00		4.22	4.15	10.5	11.2554	112.6
6	14 PFNA	463.0 > 418.8	6.52e3	5.75e3	1.00		4.76	4.58	14.2	11.2949	112.9
7	16 L-PFOS	499 > 79.9	2.04e3	1.88e3	1.00		4.74	4.67	13.6	12.0180	120.2
8	18 PFDA	513 > 468.8	5.17e3	4.65e3	1.00		5.14	4.96	13.9	10.8216	108.2
9	21 N-MeFOSAA	570.1 > 419	2.78e3	2.34e3	1.00		5.29	5.11	14.9	10.6163	106.2
10	22 N-EtFOSAA	584.2 > 419	2.52e3	2.53e3	1.00		5.45	5.27	12.4	11.0754	110.8
11	23 PFUdA	563.0 > 518.9	5.23e3	5.55e3	1.00		5.46	5.28	11.8	11.4810	114.8

Dataset: F:\Projects\PFAS.PRO\Results\180222M1\180222M1-16.qld

Last Altered: Monday, February 26, 2018 12:57:29 Pacific Standard Time

Printed: Monday, February 26, 2018 12:59:09 Pacific Standard Time

Method: F:\Projects\PFAS.PRO\MethDB\PFAS_FULL_80C_022218.mdb 23 Feb 2018 08:58:55

Calibration: F:\Projects\PFAS.PRO\CurveDB\C18_VAL-PFAS_Q4_02-22-18-FULL.cdb 23 Feb 2018 10:57:03

Name: 180222M1_16, Date: 22-Feb-2018, Time: 17:19:19, ID: B8B0074-BS1 OPR 1, Description: OPR

#	Name	Trace	Area	IS Area	Wt./Vol.	RRF	Pred.RT	RT	y Axis Resp.	Conc.	%Rec
1	25 PFDaA	612.9 > 569.0	6.24e3	5.01e3	1.00		5.74	5.57	15.6	13.0000	130.0
2	27 PFTrDA	662.9 > 618.9	6.47e3	5.01e3	1.00		5.98	5.82	16.1	10.5668	105.7
3	28 PFTeDA	712.9 > 668.8	4.46e3	1.86e3	1.00		6.20	6.03	30.1	13.0400	130.4 H
4	36 13C3-PFBS	302. > 98.8	1.02e3	9.09e3	1.00	0.120	2.69	2.53	1.40	11.6597	93.3
5	37 13C2-PFHxA	315 > 269.8	2.38e3	9.09e3	1.00	0.760	3.19	3.02	3.27	4.2997	86.0
6	38 13C4-PFHpA	367.2 > 321.8	6.51e3	9.09e3	1.00	0.729	3.81	3.63	8.95	12.2739	98.2
7	39 18O2-PFHxS	403.0 > 102.6	7.56e2	2.13e3	1.00	0.367	3.96	3.78	4.44	12.1054	96.8
8	40 13C2-PFOA	414.9 > 369.7	7.78e3	7.73e3	1.00	1.225	4.33	4.15	12.6	10.2710	82.2
9	41 13C5-PFNA	468.2 > 422.9	5.75e3	7.79e3	1.00	0.936	4.76	4.59	9.22	9.8539	78.8
10	42 13C8-PFOSA	506.1 > 77.7	9.42e2	1.04e4	1.00	0.235	4.83	4.64	1.13	4.7991	38.4 H
11	43 13C8-PFOS	507.0 > 79.9	1.88e3	2.35e3	1.00	1.018	4.84	4.67	9.99	9.8096	78.5
12	44 13C2-PFDA	515.1 > 469.9	4.65e3	7.79e3	1.00	0.977	5.14	4.96	7.46	7.6369	61.1
13	45 d3-N-MeFOSAA	573.3 > 419	2.34e3	1.04e4	1.00	0.405	5.29	5.11	2.80	6.9194	55.4
14	46 d5-N-EtFOSAA	589.3 > 419	2.53e3	1.04e4	1.00	0.419	5.45	5.26	3.03	7.2303	57.8
15	47 13C2-PFUdA	565 > 519.8	5.55e3	1.04e4	1.00	1.045	5.46	5.28	6.66	6.3713	51.0
16	48 13C2-PFDoA	615.0 > 569.7	5.01e3	1.04e4	1.00	0.832	5.74	5.57	6.00	7.2112	57.7
17	49 d3-N-MeFOSA	515.2 > 168.9		1.04e4	1.00	0.109	5.84				
18	50 13C2-PFTeDA	714.8 > 669.6	1.86e3	1.04e4	1.00	0.313	6.20	6.04	2.22	7.0950	56.8
19	51 d5-N-ETFOSA	531.1 > 168.9		1.04e4	1.00	0.160	6.22				
20	52 13C2-PFHxDA	815 > 769.7	1.39e3	1.04e4	1.00	0.648	6.51	6.38	1.67	2.5755	51.5
21	53 d7-N-MeFOSE	623.1 > 58.9		1.04e4	1.00	0.150	6.31				
22	54 d9-N-EtFOSE	639.2 > 58.8		1.04e4	1.00	0.142	6.45				
23	55 13C4-PFBA	217. > 171.8	7.11e3	7.11e3	1.00	1.000	1.46	1.29	12.5	12.5000	100.0
24	56 13C5-PFHxA	318 > 272.9	9.09e3	9.09e3	1.00	1.000	3.19	3.02	12.5	12.5000	100.0
25	57 13C3-PFHxS	401.9 > 79.9	2.13e3	2.13e3	1.00	1.000	3.96	3.78	12.5	12.5000	100.0
26	58 13C8-PFOA	421.3 > 376	7.73e3	7.73e3	1.00	1.000	4.33	4.15	12.5	12.5000	100.0
27	59 13C9-PFNA	472.2 > 426.9	7.79e3	7.79e3	1.00	1.000	4.70	4.59	12.5	12.5000	100.0
28	60 13C4-PFOS	503 > 79.9	2.35e3	2.35e3	1.00	1.000	4.84	4.67	12.5	12.5000	100.0
29	61 13C6-PFDA	519.1 > 473.7	7.79e3	7.79e3	1.00	1.000	5.14	4.96	12.5	12.5000	100.0
30	62 13C7-PFUdA	570.1 > 524.8	1.04e4	1.04e4	1.00	1.000	5.46	5.28	12.5	12.5000	100.0
31	63 Total PFHxS	398.9 > 79.6	1.32e3	7.56e2	1.00		3.85		21.9	11.9659	
32	64 Total PFOA	413 > 368.7	6.51e3	7.78e3	1.00		4.21		10.5	11.2554	

Dataset: F:\Projects\PFAS.PRO\Results\180222M1\180222M1-16.qld

Last Altered: Monday, February 26, 2018 12:57:29 Pacific Standard Time

Printed: Monday, February 26, 2018 12:59:09 Pacific Standard Time

Name: 180222M1_16, Date: 22-Feb-2018, Time: 17:19:19, ID: B8B0074-BS1 OPR 1, Description: OPR

	# Name	Trace	Area	IS Area	Wt./Vol.	RRF	Pred.RT	RT	y Axis Resp.	Conc.	%Rec
33	65 Total PFOS	499 > 79.9	2.04e3	1.88e3	1.00		4.73		13.6	12.0180	
34	66 Total N-MeFOSAA	570.1 > 419	2.78e3	2.34e3	1.00		5.29		14.9	10.6163	
35	67 Total N-EtFOSAA	584.2 > 419	2.52e3	2.53e3	1.00		5.45		12.4	11.0754	

Dataset: F:\Projects\PFAS.PRO\Results\180222M1\180222M1-16.qld

Last Altered: Monday, February 26, 2018 12:57:29 Pacific Standard Time

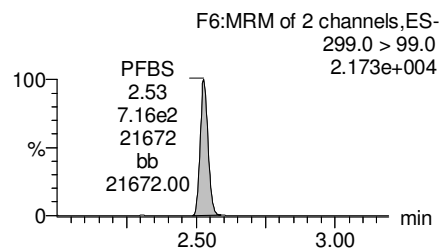
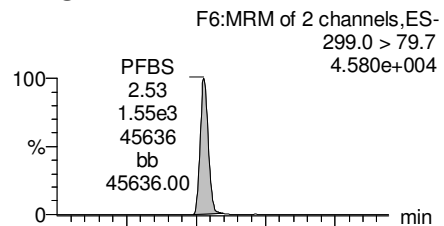
Printed: Monday, February 26, 2018 12:59:09 Pacific Standard Time

Method: F:\Projects\PFAS.PRO\MethDB\PFAS_FULL_80C_022218.mdb 23 Feb 2018 08:58:55

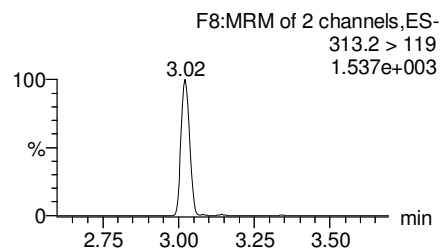
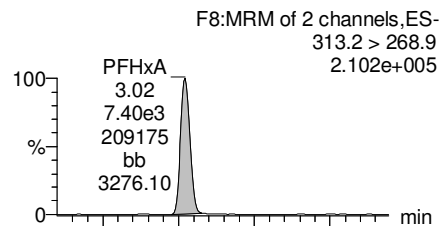
Calibration: F:\Projects\PFAS.PRO\CurveDB\C18_VAL-PFAS_Q4_02-22-18-FULL.cdb 23 Feb 2018 10:57:03

Name: 180222M1_16, Date: 22-Feb-2018, Time: 17:19:19, ID: B8B0074-BS1 OPR 1, Description: OPR

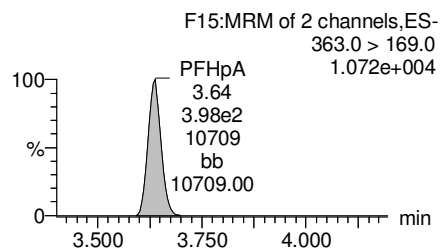
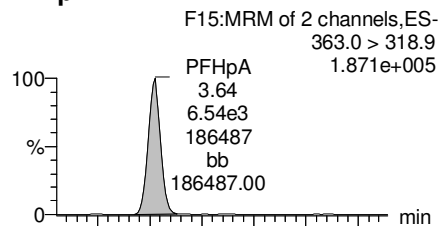
PFBS



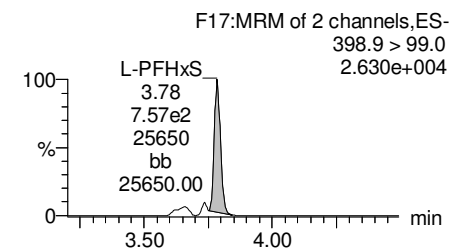
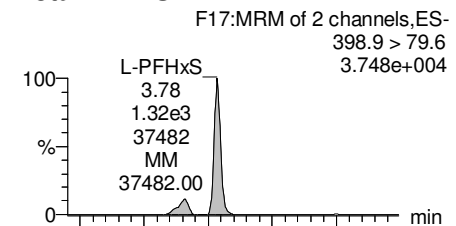
PFHxA



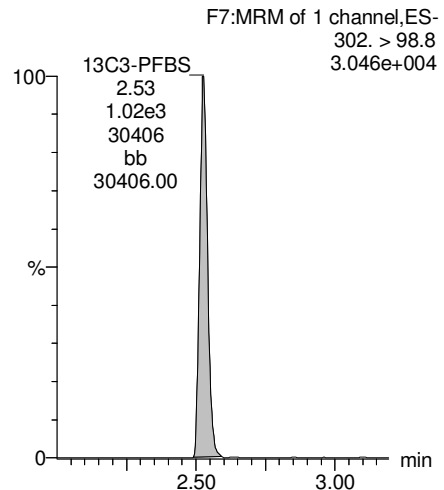
PFHpA



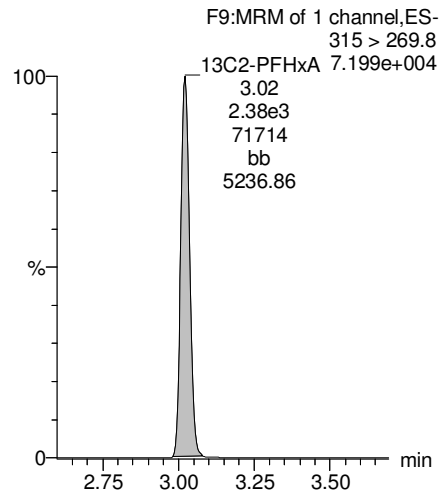
Total PFHxS



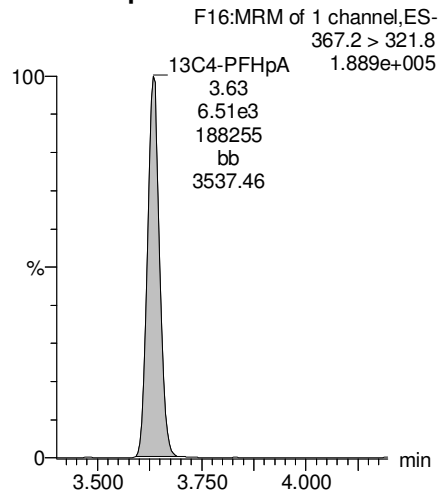
13C3-PFBS



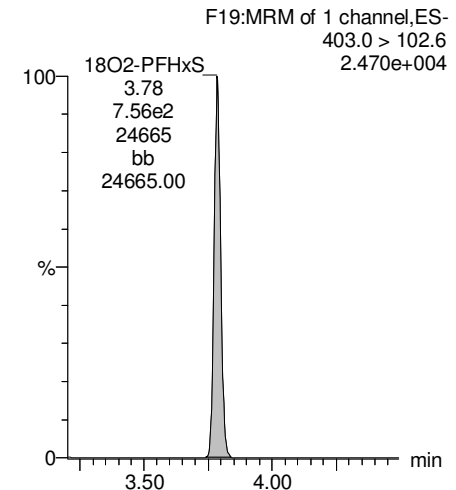
13C2-PFHxA



13C4-PFHpA



18O2-PFHxS



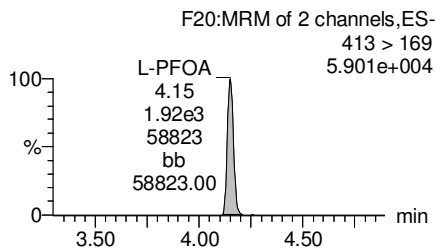
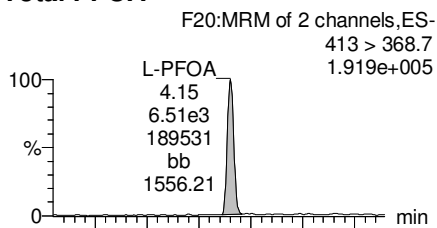
Dataset: F:\Projects\PFAS.PRO\Results\180222M1\180222M1-16.qld

Last Altered: Monday, February 26, 2018 12:57:29 Pacific Standard Time

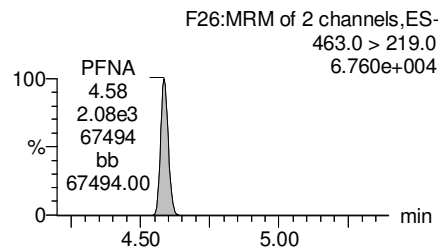
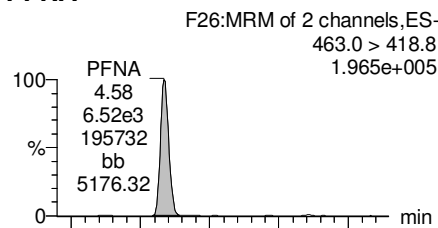
Printed: Monday, February 26, 2018 12:59:09 Pacific Standard Time

Name: 180222M1_16, Date: 22-Feb-2018, Time: 17:19:19, ID: B8B0074-BS1 OPR 1, Description: OPR

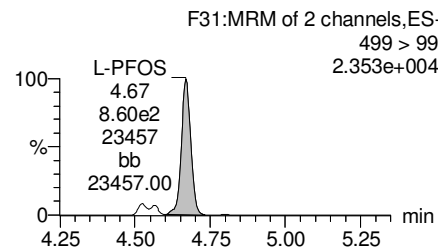
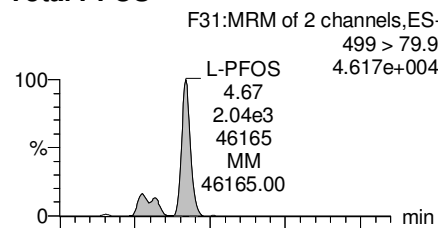
Total PFOA



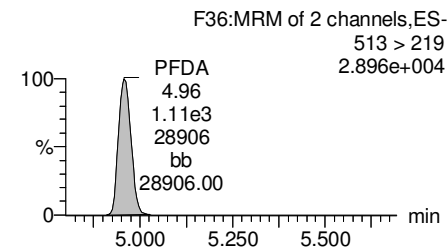
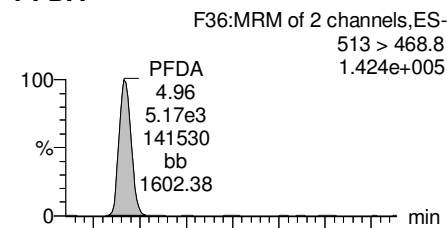
PFNA



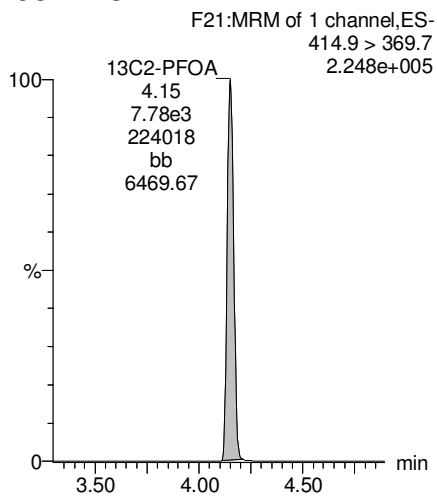
Total PFOS



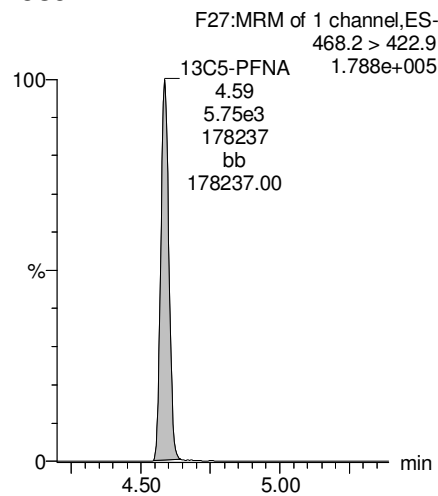
PFDA



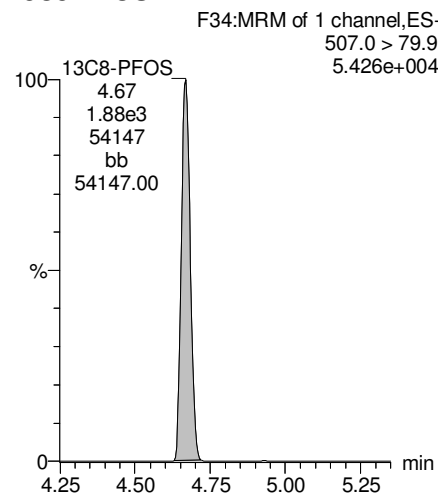
13C2-PFOA



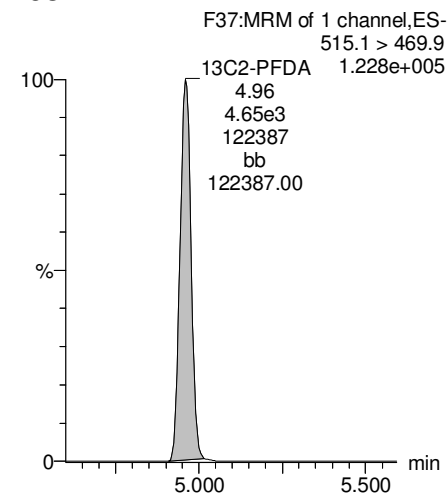
13C5-PFNA



13C8-PFOS



13C2-PFDA



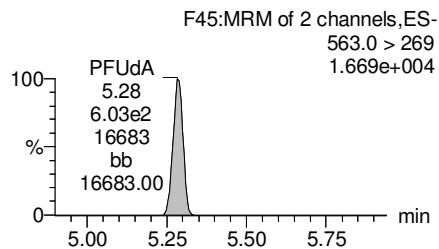
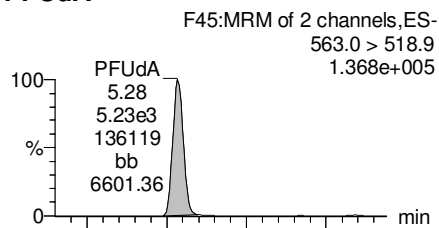
Dataset: F:\Projects\PFAS.PRO\Results\180222M1\180222M1-16.qld

Last Altered: Monday, February 26, 2018 12:57:29 Pacific Standard Time

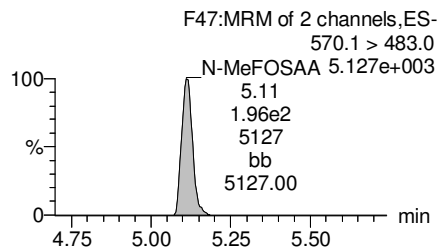
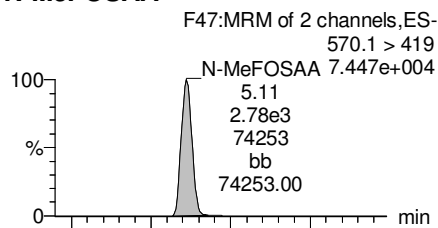
Printed: Monday, February 26, 2018 12:59:09 Pacific Standard Time

Name: 180222M1_16, Date: 22-Feb-2018, Time: 17:19:19, ID: B8B0074-BS1 OPR 1, Description: OPR

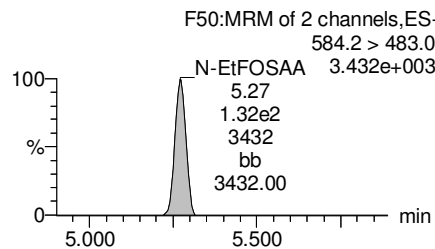
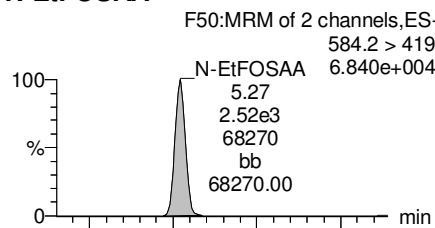
PFUdA



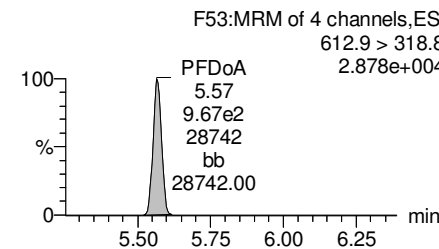
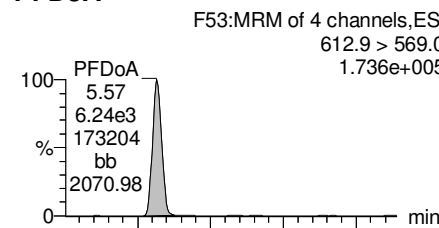
N-MeFOSAA



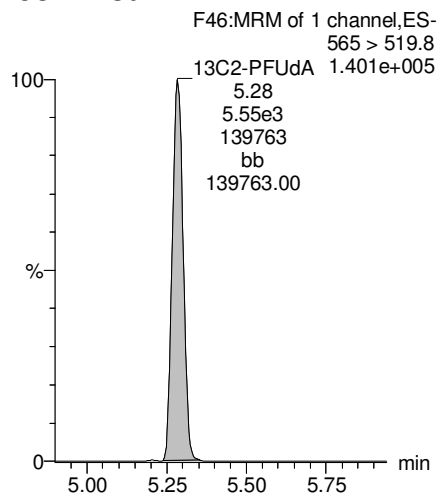
N-EtFOSAA



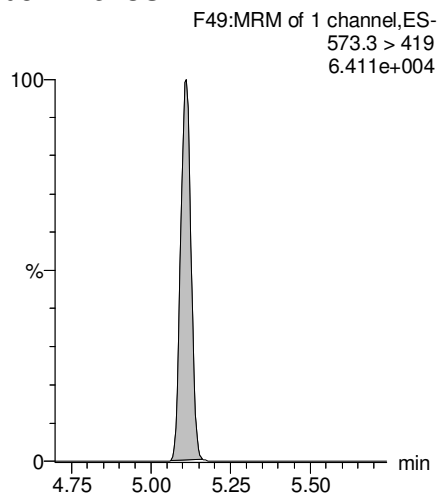
PFDoA



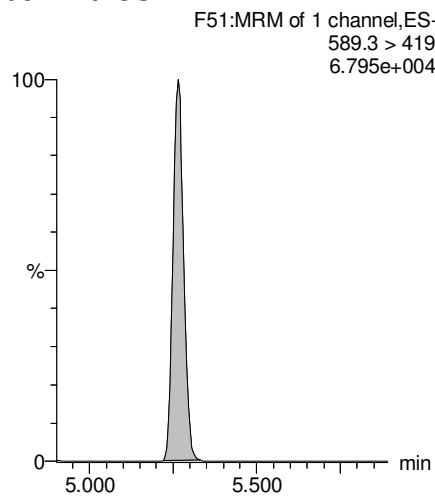
13C2-PFUdA



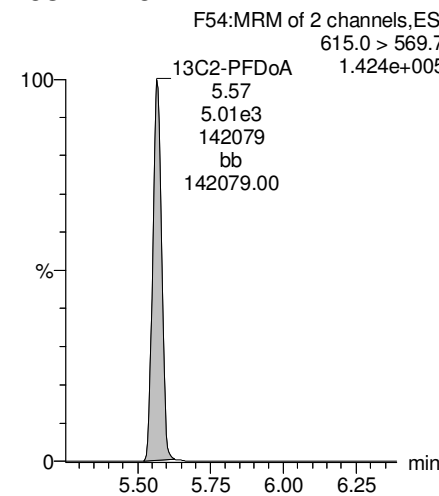
d3-N-MeFOSAA



d5-N-EtFOSAA



13C2-PFDoA



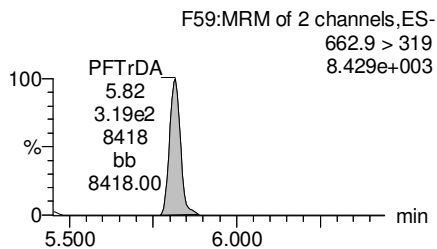
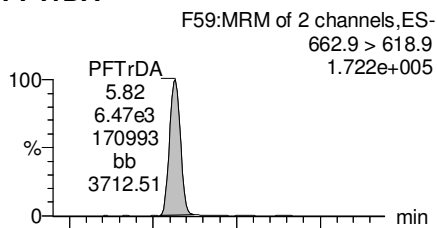
Dataset: F:\Projects\PFAS.PRO\Results\180222M1\180222M1-16.qld

Last Altered: Monday, February 26, 2018 12:57:29 Pacific Standard Time

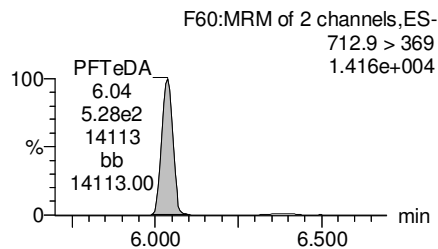
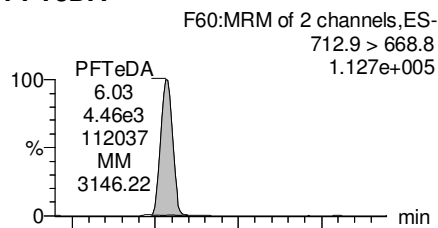
Printed: Monday, February 26, 2018 12:59:09 Pacific Standard Time

Name: 180222M1_16, Date: 22-Feb-2018, Time: 17:19:19, ID: B8B0074-BS1 OPR 1, Description: OPR

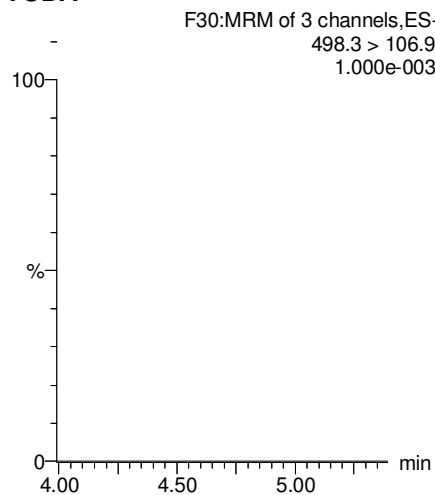
PFTrDA



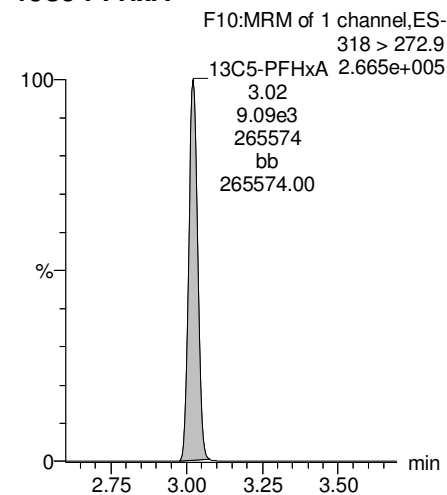
PFTeDA



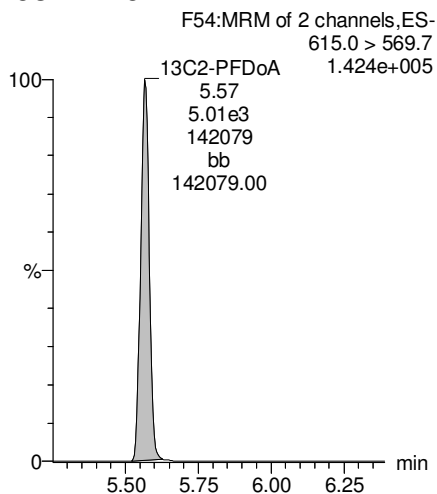
TCDA



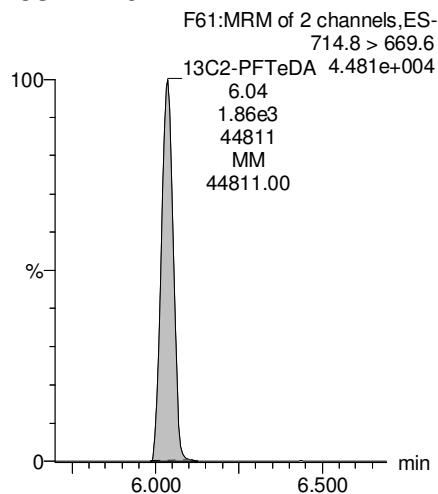
13C5-PFHxA



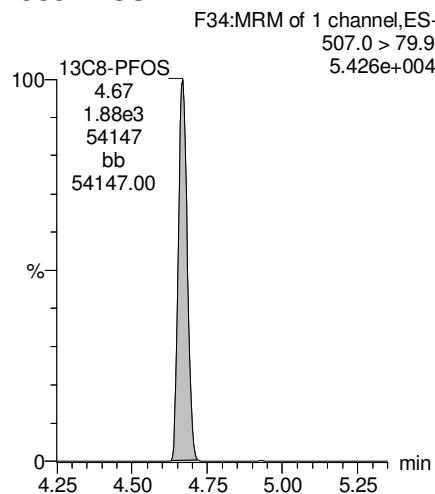
13C2-PFDoA



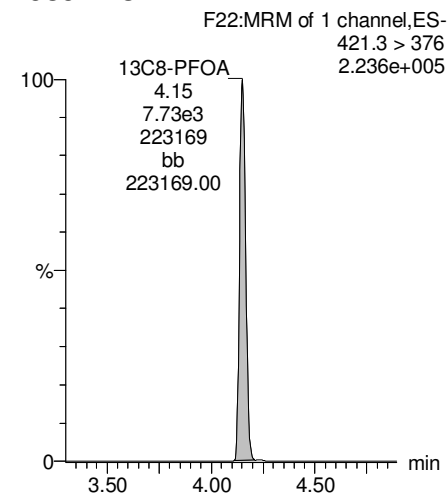
13C2-PFTeDA



13C8-PFOS



13C8-PFOA



Dataset: F:\Projects\PFAS.PRO\Results\180222M1\180222M1-16.qld

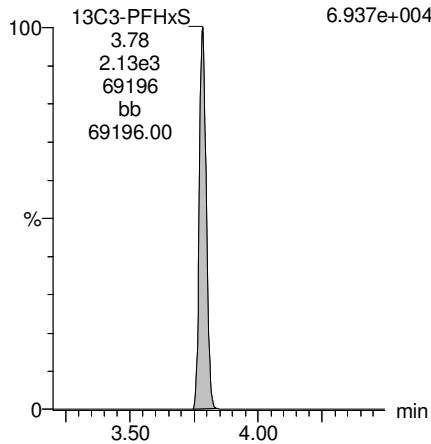
Last Altered: Monday, February 26, 2018 12:57:29 Pacific Standard Time

Printed: Monday, February 26, 2018 12:59:09 Pacific Standard Time

Name: 180222M1_16, Date: 22-Feb-2018, Time: 17:19:19, ID: B8B0074-BS1 OPR 1, Description: OPR

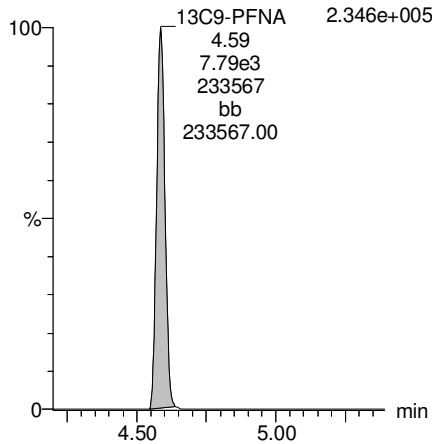
13C3-PFHxS

F18:MRM of 1 channel,ES-
401.9 > 79.9
6.937e+004



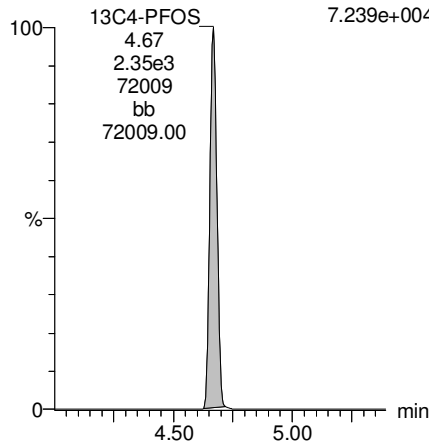
13C9-PFNA

F28:MRM of 1 channel,ES-
472.2 > 426.9
2.346e+005



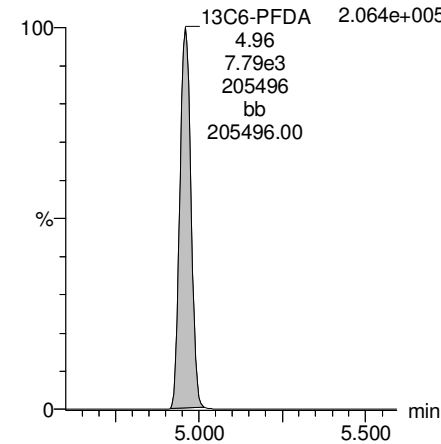
13C4-PFOS

F32:MRM of 1 channel,ES-
503 > 79.9
7.239e+004



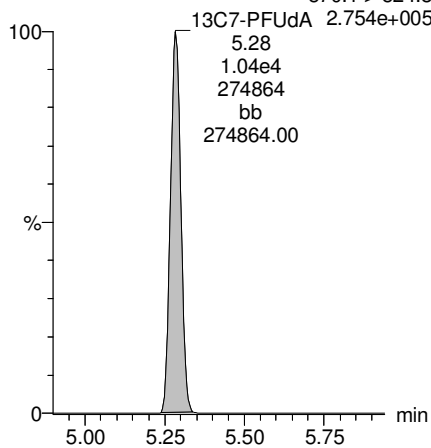
13C6-PFDA

F39:MRM of 1 channel,ES-
519.1 > 473.7
2.064e+005



13C7-PFUdA

F48:MRM of 1 channel,ES-
570.1 > 524.8
2.754e+005



Dataset: Z:\Projects\PFAS.PRO\Results\180221M1\180221M1-49.qld

Last Altered: Sunday, February 25, 2018 13:51:28 Pacific Standard Time

Printed: Sunday, February 25, 2018 13:51:47 Pacific Standard Time

Method: Z:\Projects\PFAS.PRO\MethDB\PFAS_FULL_80C_022118.mdb 22 Feb 2018 10:27:20

Calibration: Z:\Projects\PFAS.PRO\CurveDB\C18_VAL-PFAS_Q4_02-21-18-FULL.cdb 22 Feb 2018 11:04:24

Name: 180221M1_49, Date: 22-Feb-2018, Time: 00:17:37, ID: 1800268-01 WI-AF-SB614-0001-0118 1.77, Description: WI-AF-SB614-0001-0118

	# Name	Trace	Area	IS Area	Wt./Vol.	RRF	Pred.RT	RT	y Axis Resp.	Conc.	%Rec
1	3 PFBS	299.0 > 79.7		9.12e2	0.936		2.60				
2	5 PFHxA	313.2 > 268.9		2.15e3	0.936		3.19				
3	7 PFHpA	363.0 > 318.9		5.18e3	0.936		3.81				
4	8 L-PFHxS	398.9 > 79.6		6.22e2	0.936		3.85				
5	11 L-PFOA	413 > 368.7	1.25e2	7.85e3	0.936		4.22	4.20	0.198	0.1515	
6	14 PFNA	463.0 > 418.8		5.82e3	0.936		4.76				
7	16 L-PFOS	499 > 79.9		1.74e3	0.936		4.74				
8	18 PFDA	513 > 468.8		5.96e3	0.936		5.14				
9	21 N-MeFOSAA	570.1 > 419		2.39e3	0.936		5.29				
10	22 N-EtFOSAA	584.2 > 419		2.76e3	0.936		5.45				

Dataset: Z:\Projects\PFAS.PRO\Results\180221M1\180221M1-49.qld

Last Altered: Sunday, February 25, 2018 13:51:28 Pacific Standard Time

Printed: Sunday, February 25, 2018 13:52:02 Pacific Standard Time

Method: Z:\Projects\PFAS.PRO\MethDB\PFAS_FULL_80C_022118.mdb 22 Feb 2018 10:27:20

Calibration: Z:\Projects\PFAS.PRO\CurveDB\C18_VAL-PFAS_Q4_02-21-18-FULL.cdb 22 Feb 2018 11:04:24

Name: 180221M1_49, Date: 22-Feb-2018, Time: 00:17:37, ID: 1800268-01 WI-AF-SB614-0001-0118 1.77, Description: WI-AF-SB614-0001-0118

#	Name	Trace	Area	IS Area	Wt./Vol.	RRF	Pred.RT	RT	y Axis Resp.	Conc.	%Rec	
1	23	PFUdA	563.0 > 518.9	6.24e3	0.936		5.46					
2	25	PFDoA	612.9 > 569.0	6.57e3	0.936		5.74					
3	27	PFTTrDA	662.9 > 618.9	6.24e3	0.936		5.98					
4	28	PFTeDA	712.9 > 668.8	4.17e3	0.936		6.20					
5	36	13C3-PFBS	302. > 98.8	9.12e2	8.42e3	0.936	0.121	2.69	2.57	1.35	11.9627	89.6
6	37	13C2-PFHxA	315 > 269.8	2.15e3	8.42e3	0.936	0.719	3.19	3.06	3.19	4.7451	88.9
7	38	13C4-PFHpA	367.2 > 321.8	5.18e3	8.42e3	0.936	0.722	3.81	3.67	7.69	11.3634	85.1
8	39	18O2-PFHxS	403.0 > 102.6	6.22e2	1.81e3	0.936	0.376	3.96	3.82	4.29	12.1767	91.2
9	40	13C2-PFOA	414.9 > 369.7	7.85e3	7.90e3	0.936	1.32	4.33	4.19	12.4	10.0181	75.0
10	41	13C5-PFNA	468.2 > 422.9	5.82e3	7.94e3	0.936	0.928	4.76	4.62	9.16	10.5413	79.0
11	42	13C8-PFOA	506.1 > 77.7	1.32e3	1.14e4	0.936	0.235	4.83	4.69	1.45	6.5595	49.1
12	43	13C8-PFOS	507.0 > 79.9	1.74e3	2.01e3	0.936	1.03	4.84	4.70	10.8	11.2461	84.2
13	44	13C2-PFDA	515.1 > 469.9	5.96e3	9.34e3	0.936	1.02	5.14	5.00	7.98	8.3858	62.8
14	45	d3-N-MeFOSAA	573.3 > 419	2.39e3	1.14e4	0.936	0.412	5.29	5.14	2.62	6.7860	50.8
15	46	d5-N-EtFOSAA	589.3 > 419	2.76e3	1.14e4	0.936	0.418	5.45	5.31	3.03	7.7354	57.9
16	47	13C2-PFUdA	565 > 519.8	6.24e3	1.14e4	0.936	1.06	5.46	5.32	6.85	6.9204	51.8
17	48	13C2-PFDoA	615.0 > 569.7	6.57e3	1.14e4	0.936	0.949	5.74	5.60	7.21	8.1120	60.8
18	49	d3-N-MeFOSA	515.2 > 168.9		1.14e4	0.936	0.105	5.84				
19	50	13C2-PFTeDA	714.8 > 669.6	4.17e3	1.14e4	0.936	0.389	6.20	6.07	4.57	12.5394	93.9
20	51	d5-N-ETFOSA	531.1 > 168.9		1.14e4	0.936	0.160	6.22				
21	52	13C2-PFHxDA	815 > 769.7	2.72e3	1.14e4	0.936	0.833	6.51	6.41	2.98	3.8169	71.5
22	53	d7-N-MeFOSE	623.1 > 58.9		1.14e4	0.936	0.148	6.31				
23	54	d9-N-EtFOSE	639.2 > 58.8		1.14e4	0.936	0.131	6.45				
24	55	13C4-PFBA	217. > 171.8	7.19e3	7.19e3	0.936	1.00	1.46	1.33	12.5	13.3487	100.0
25	56	13C5-PFHxA	318 > 272.9	8.42e3	8.42e3	0.936	1.00	3.19	3.06	12.5	13.3487	100.0
26	57	13C3-PFHxS	401.9 > 79.9	1.81e3	1.81e3	0.936	1.00	3.96	3.82	12.5	13.3487	100.0
27	58	13C8-PFOA	421.3 > 376	7.90e3	7.90e3	0.936	1.00	4.33	4.19	12.5	13.3487	100.0
28	59	13C9-PFNA	472.2 > 426.9	7.94e3	7.94e3	0.936	1.00	4.70	4.62	12.5	13.3487	100.0
29	60	13C4-PFOS	503 > 79.9	2.01e3	2.01e3	0.936	1.00	4.84	4.71	12.5	13.3487	100.0
30	61	13C6-PFDA	519.1 > 473.7	9.34e3	9.34e3	0.936	1.00	5.14	5.00	12.5	13.3487	100.0
31	62	13C7-PFUdA	570.1 > 524.8	1.14e4	1.14e4	0.936	1.00	5.46	5.32	12.5	13.3487	100.0
32	63	Total PFHxS	398.9 > 79.6	0.00e0	6.22e2	0.936		3.85		0.000		

Dataset: Z:\Projects\PFAS.PRO\Results\180221M1\180221M1-49.qld

Last Altered: Sunday, February 25, 2018 13:51:28 Pacific Standard Time

Printed: Sunday, February 25, 2018 13:52:02 Pacific Standard Time

Name: 180221M1_49, Date: 22-Feb-2018, Time: 00:17:37, ID: 1800268-01 WI-AF-SB614-0001-0118 1.77, Description: WI-AF-SB614-0001-0118

	# Name	Trace	Area	IS Area	Wt./Vol.	RRF	Pred.RT	RT	y Axis Resp.	Conc.	%Rec
33	64 Total PFOA	413 > 368.7	1.25e2	7.85e3	0.936		4.21		0.198	0.1515	
34	65 Total PFOS	499 > 79.9	0.00e0	1.74e3	0.936		4.73		0.000		
35	66 Total N-MeFOSAA	570.1 > 419	0.00e0	2.39e3	0.936		5.29		0.000		
36	67 Total N-EtFOSAA	584.2 > 419	0.00e0	2.76e3	0.936		5.45		0.000		
37	70 13C2-4:2 FTS	329.2>308.9	2.31e3	8.42e3	0.936	0.307	3.10	2.97	3.43	11.9060	89.2

Dataset: Z:\Projects\PFAS.PRO\Results\180221M1\180221M1-49.qld

Last Altered: Sunday, February 25, 2018 13:51:28 Pacific Standard Time

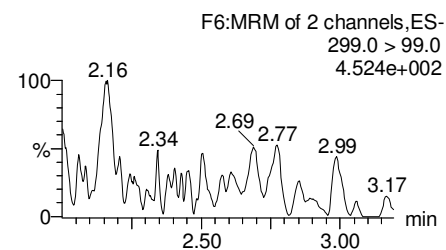
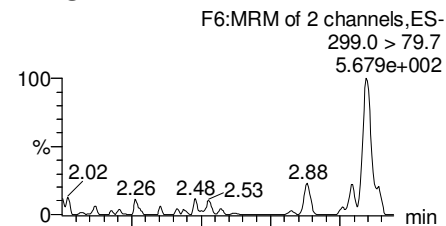
Printed: Sunday, February 25, 2018 13:52:02 Pacific Standard Time

Method: Z:\Projects\PFAS.PRO\MethDB\PFAS_FULL_80C_022118.mdb 22 Feb 2018 10:27:20

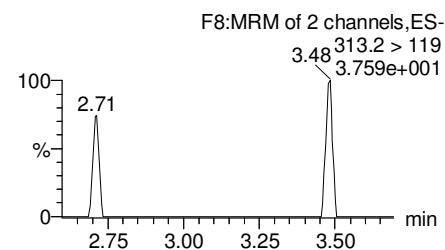
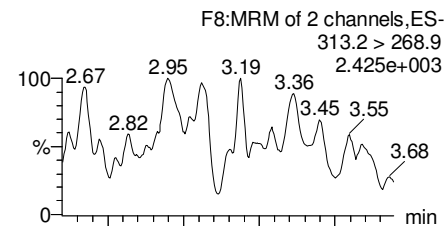
Calibration: Z:\Projects\PFAS.PRO\CurveDB\C18_VAL-PFAS_Q4_02-21-18-FULL.cdb 22 Feb 2018 11:04:24

Name: 180221M1_49, Date: 22-Feb-2018, Time: 00:17:37, ID: 1800268-01 WI-AF-SB614-0001-0118 1.77, Description: WI-AF-SB614-0001-0118

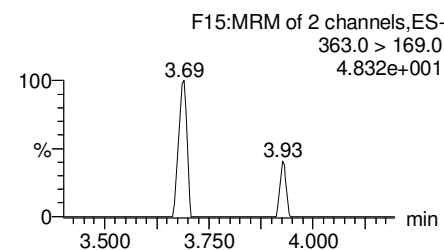
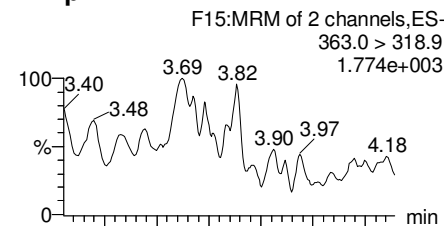
PFBS



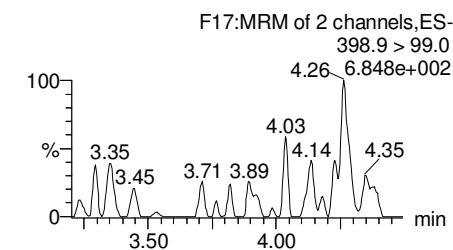
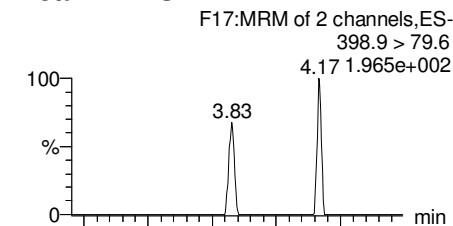
PFHxA



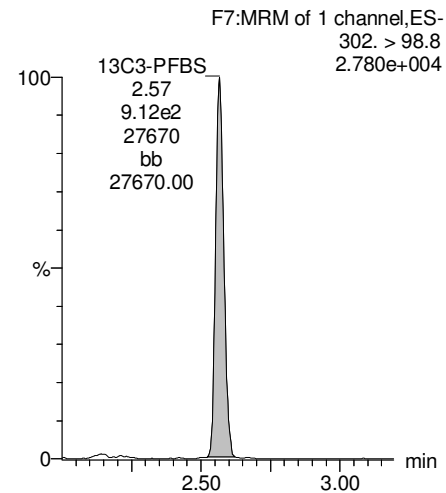
PFHpA



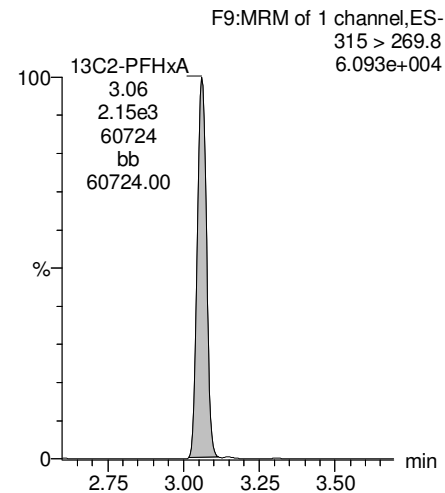
Total PFHxS



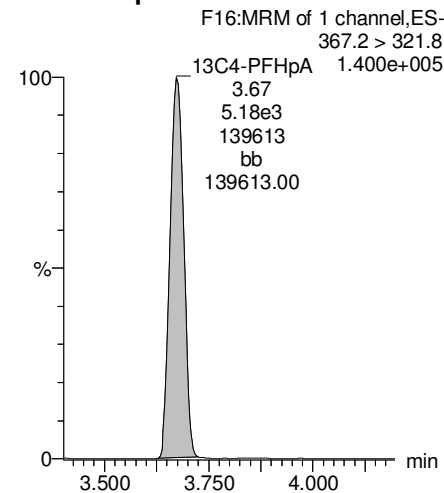
13C3-PFBS



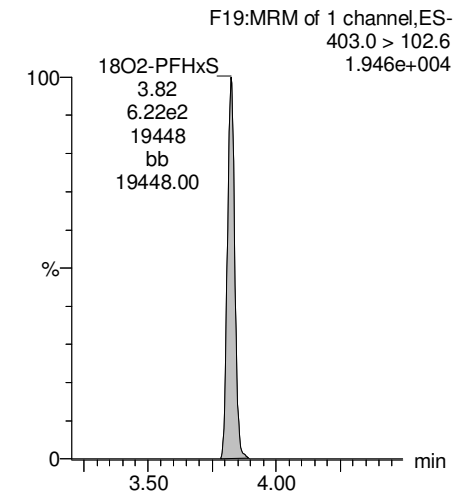
13C2-PFHxA



13C4-PFHpA



18O2-PFHxS



Dataset: Z:\Projects\PFAS.PRO\Results\180221M1\180221M1-49.qld

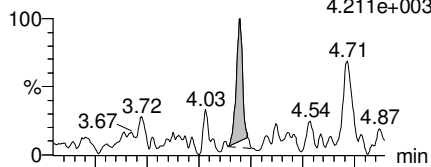
Last Altered: Sunday, February 25, 2018 13:51:28 Pacific Standard Time

Printed: Sunday, February 25, 2018 13:52:02 Pacific Standard Time

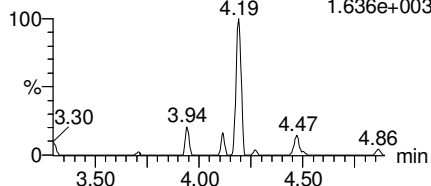
Name: 180221M1_49, Date: 22-Feb-2018, Time: 00:17:37, ID: 1800268-01 WI-AF-SB614-0001-0118 1.77, Description: WI-AF-SB614-0001-0118

Total PFOA

F20:MRM of 2 channels,ES-
413 > 368.7
4.211e+003

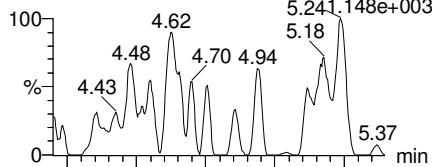


F20:MRM of 2 channels,ES-
413 > 169
1.636e+003

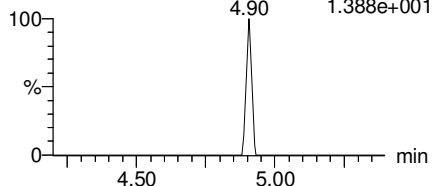


PFNA

F26:MRM of 2 channels,ES-
463.0 > 418.8
5.241-148e+003

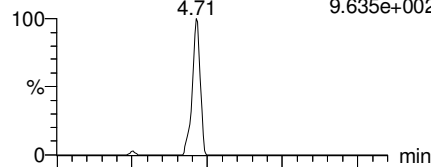


F26:MRM of 2 channels,ES-
463.0 > 219.0
1.388e+001

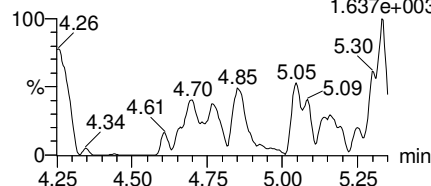


Total PFOS

F31:MRM of 2 channels,ES-
499 > 79.9
9.635e+002

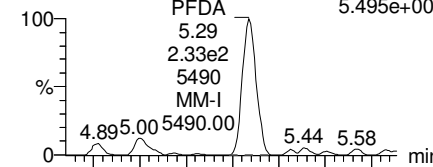


F31:MRM of 2 channels,ES-
499 > 99
1.637e+003

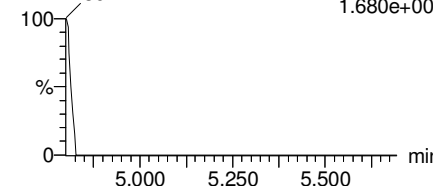


PFDA

F36:MRM of 2 channels,ES-
513 > 468.8
5.495e+003

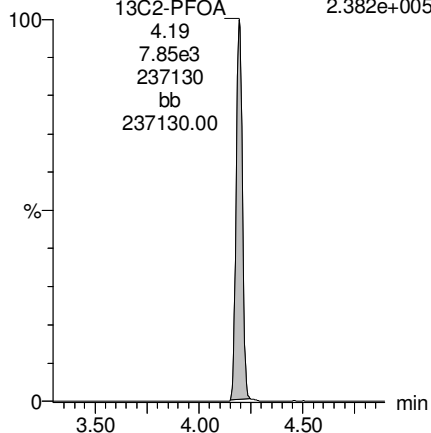


F36:MRM of 2 channels,ES-
513 > 219
1.680e+002



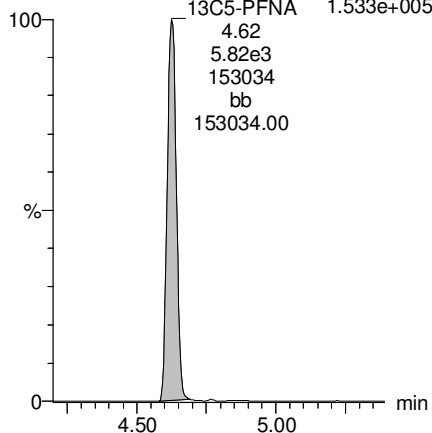
13C2-PFOA

F21:MRM of 1 channel,ES-
414.9 > 369.7
2.382e+005



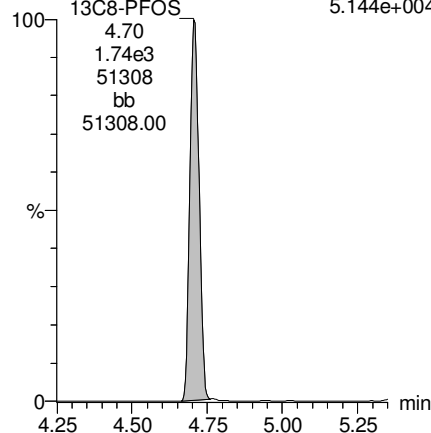
13C5-PFNA

F27:MRM of 1 channel,ES-
468.2 > 422.9
1.533e+005



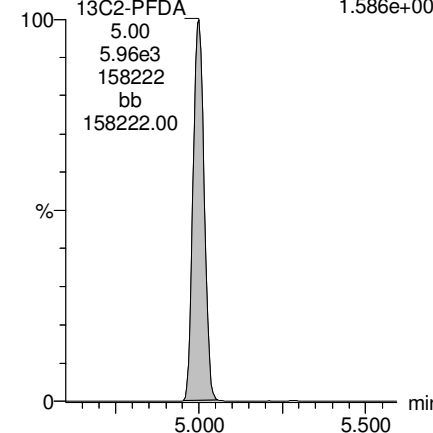
13C8-PFOS

F34:MRM of 1 channel,ES-
507.0 > 79.9
5.144e+004



13C2-PFDA

F37:MRM of 1 channel,ES-
515.1 > 469.9
1.586e+005



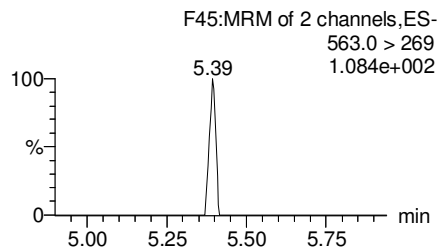
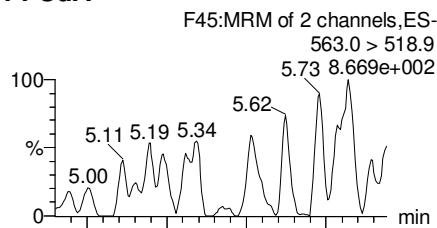
Dataset: Z:\Projects\PFAS.PRO\Results\180221M1\180221M1-49.qld

Last Altered: Sunday, February 25, 2018 13:51:28 Pacific Standard Time

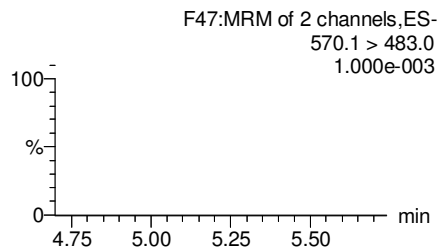
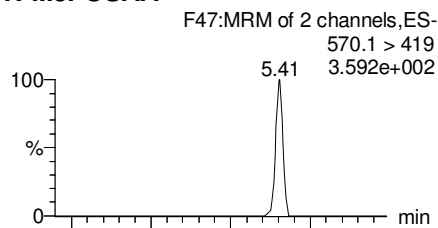
Printed: Sunday, February 25, 2018 13:52:02 Pacific Standard Time

Name: 180221M1_49, Date: 22-Feb-2018, Time: 00:17:37, ID: 1800268-01 WI-AF-SB614-0001-0118 1.77, Description: WI-AF-SB614-0001-0118

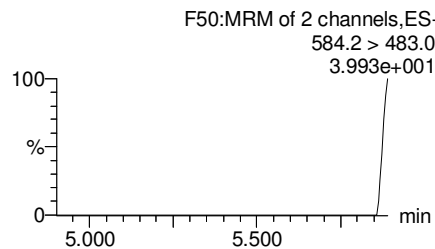
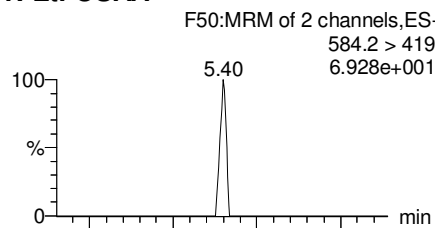
PFUdA



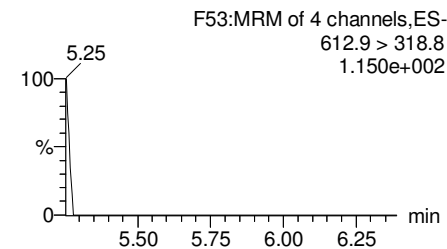
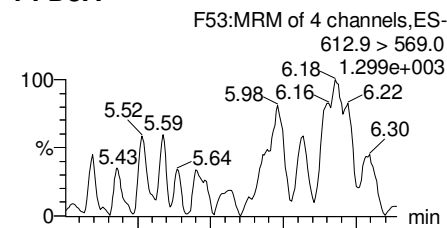
N-MeFOSAA



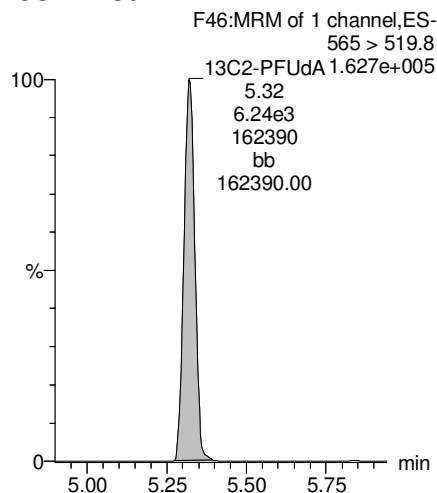
N-EtFOSAA



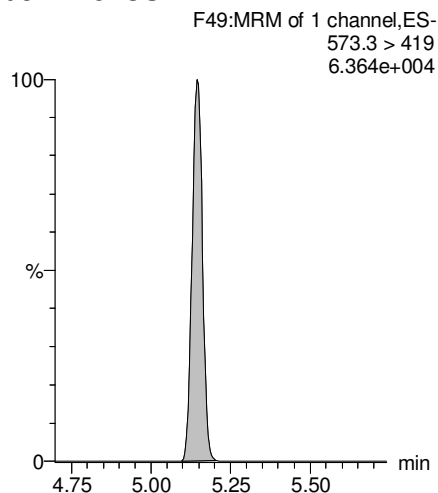
PFDaA



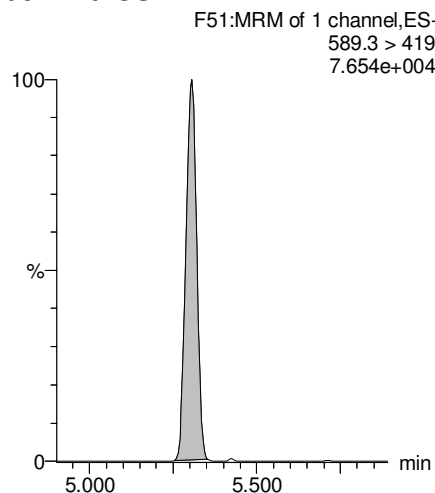
13C2-PFUdA



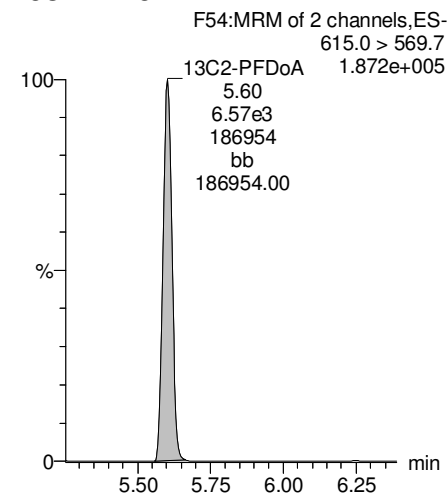
d3-N-MeFOSAA



d5-N-EtFOSAA



13C2-PFDaA



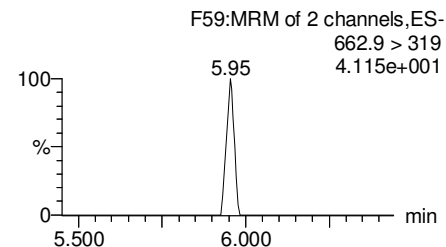
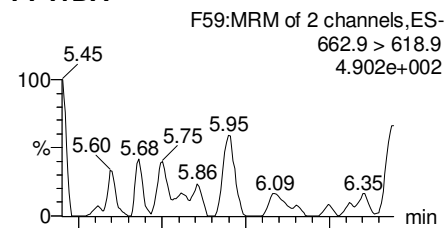
Dataset: Z:\Projects\PFAS.PRO\Results\180221M1\180221M1-49.qld

Last Altered: Sunday, February 25, 2018 13:51:28 Pacific Standard Time

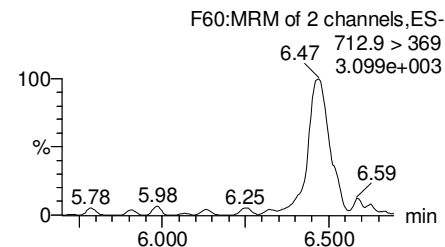
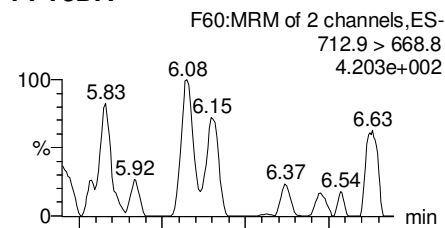
Printed: Sunday, February 25, 2018 13:52:02 Pacific Standard Time

Name: 180221M1_49, Date: 22-Feb-2018, Time: 00:17:37, ID: 1800268-01 WI-AF-SB614-0001-0118 1.77, Description: WI-AF-SB614-0001-0118

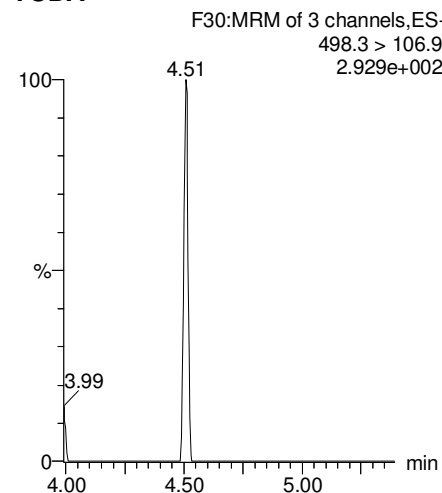
PFTrDA



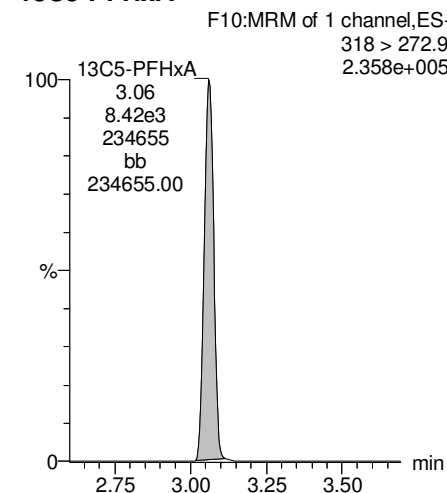
PFTeDA



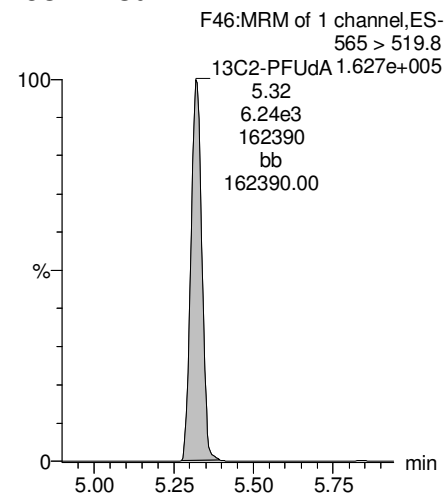
TCDA



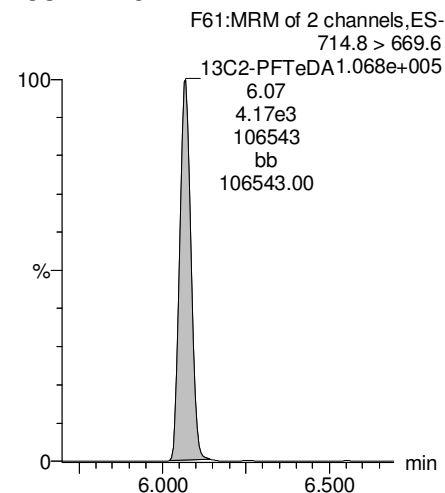
13C5-PFHxA



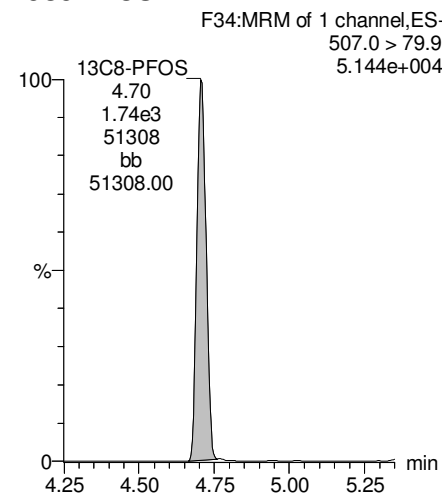
13C2-PFUDa



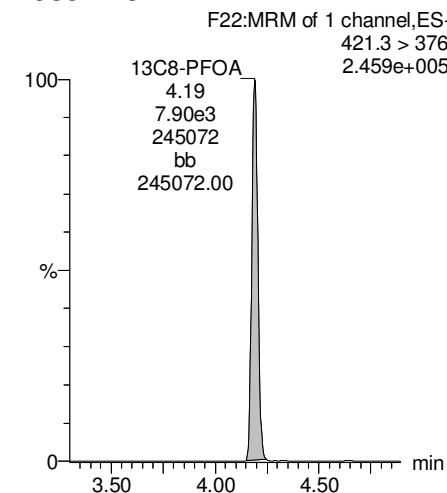
13C2-PFTeDA



13C8-PFOS



13C8-PFOA

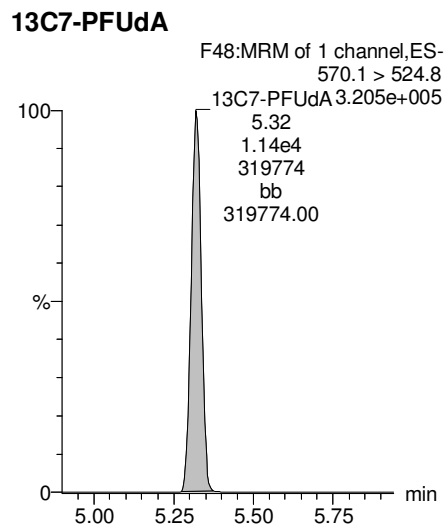
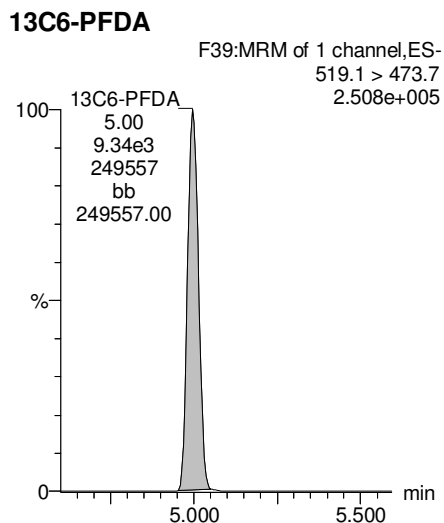
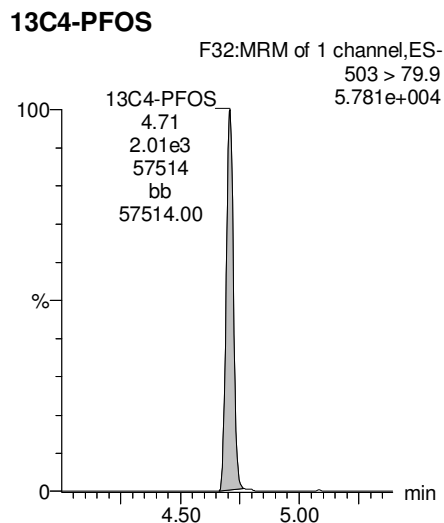
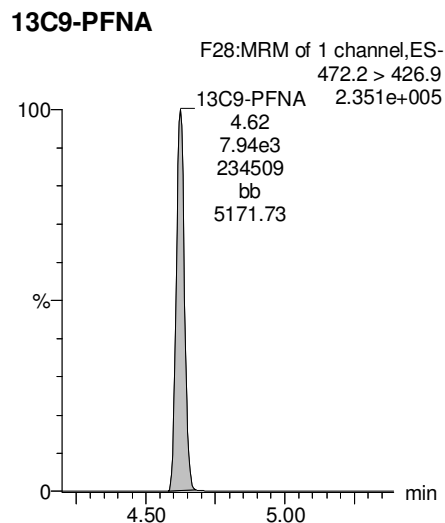
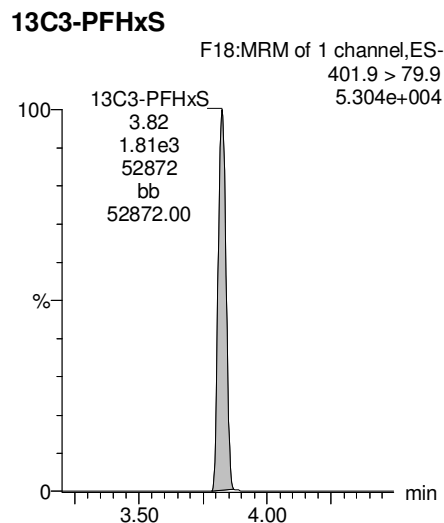


Dataset: Z:\Projects\PFAS.PRO\Results\180221M1\180221M1-49.qld

Last Altered: Sunday, February 25, 2018 13:51:28 Pacific Standard Time

Printed: Sunday, February 25, 2018 13:52:02 Pacific Standard Time

Name: 180221M1_49, Date: 22-Feb-2018, Time: 00:17:37, ID: 1800268-01 WI-AF-SB614-0001-0118 1.77, Description: WI-AF-SB614-0001-0118



Dataset: Z:\Projects\PFAS.PRO\Results\180221M1\180221M1-50.qld

Last Altered: Sunday, February 25, 2018 13:58:11 Pacific Standard Time

Printed: Sunday, February 25, 2018 13:59:13 Pacific Standard Time

Method: Z:\Projects\PFAS.PRO\MethDB\PFAS_FULL_80C_022118.mdb 22 Feb 2018 10:27:20

Calibration: Z:\Projects\PFAS.PRO\CurveDB\C18_VAL-PFAS_Q4_02-21-18-FULL.cdb 22 Feb 2018 11:04:24

Name: 180221M1_50, Date: 22-Feb-2018, Time: 00:29:07, ID: 1800268-02 WI-AF-SB614-0102-0118 1.25, Description: WI-AF-SB614-0102-0118

	# Name	Trace	Area	IS Area	Wt./Vol.	RRF	Pred.RT	RT	y Axis Resp.	Conc.	%Rec
1	3 PFBS	299.0 > 79.7		9.26e2	0.915		2.60				
2	5 PFHxA	313.2 > 268.9		1.99e3	0.915		3.19				
3	7 PFHpA	363.0 > 318.9		4.99e3	0.915		3.81				
4	8 L-PFHxS	398.9 > 79.6		7.15e2	0.915		3.85				
5	11 L-PFOA	413 > 368.7		7.33e3	0.915		4.22				
6	14 PFNA	463.0 > 418.8		5.47e3	0.915		4.76				
7	16 L-PFOS	499 > 79.9		1.83e3	0.915		4.74				
8	18 PFDA	513 > 468.8		6.29e3	0.915		5.14				
9	21 N-MeFOSAA	570.1 > 419		2.44e3	0.915		5.29				
10	22 N-EtFOSAA	584.2 > 419		3.11e3	0.915		5.45				

Dataset: Z:\Projects\PFAS.PRO\Results\180221M1\180221M1-50.qld

Last Altered: Sunday, February 25, 2018 13:58:11 Pacific Standard Time

Printed: Sunday, February 25, 2018 13:59:29 Pacific Standard Time

Method: Z:\Projects\PFAS.PRO\MethDB\PFAS_FULL_80C_022118.mdb 22 Feb 2018 10:27:20

Calibration: Z:\Projects\PFAS.PRO\CurveDB\C18_VAL-PFAS_Q4_02-21-18-FULL.cdb 22 Feb 2018 11:04:24

Name: 180221M1_50, Date: 22-Feb-2018, Time: 00:29:07, ID: 1800268-02 WI-AF-SB614-0102-0118 1.25, Description: WI-AF-SB614-0102-0118

#	Name	Trace	Area	IS Area	Wt./Vol.	RRF	Pred.RT	RT	y Axis Resp.	Conc.	%Rec	
1	23	PFUdA	563.0 > 518.9	8.21e3	0.915		5.46					
2	25	PFDoA	612.9 > 569.0	7.26e3	0.915		5.74					
3	27	PFTTrDA	662.9 > 618.9	8.21e3	0.915		5.98					
4	28	PFTeDA	712.9 > 668.8	4.19e3	0.915		6.20					
5	36	13C3-PFBS	302. > 98.8	9.26e2	7.84e3	0.915	0.121	2.69	2.56	1.48	13.3390	97.7
6	37	13C2-PFHxA	315 > 269.8	1.99e3	7.84e3	0.915	0.719	3.19	3.05	3.16	4.8113	88.1
7	38	13C4-PFHpA	367.2 > 321.8	4.99e3	7.84e3	0.915	0.722	3.81	3.67	7.95	12.0301	88.1
8	39	18O2-PFHxS	403.0 > 102.6	7.15e2	2.41e3	0.915	0.376	3.96	3.81	3.71	10.7590	78.8
9	40	13C2-PFOA	414.9 > 369.7	7.33e3	7.01e3	0.915	1.32	4.33	4.18	13.1	10.7887	79.0
10	41	13C5-PFNA	468.2 > 422.9	5.47e3	8.08e3	0.915	0.928	4.76	4.62	8.46	9.9545	72.9
11	42	13C8-PFOA	506.1 > 77.7	1.36e3	9.95e3	0.915	0.235	4.83	4.68	1.71	7.9491	58.2
12	43	13C8-PFOS	507.0 > 79.9	1.83e3	2.21e3	0.915	1.03	4.84	4.71	10.3	11.0191	80.7
13	44	13C2-PFDA	515.1 > 469.9	6.29e3	7.03e3	0.915	1.02	5.14	4.99	11.2	12.0132	88.0
14	45	d3-N-MeFOSAA	573.3 > 419	2.44e3	9.95e3	0.915	0.412	5.29	5.14	3.06	8.1215	59.5
15	46	d5-N-EtFOSAA	589.3 > 419	3.11e3	9.95e3	0.915	0.418	5.45	5.30	3.91	10.2228	74.9
16	47	13C2-PFUdA	565 > 519.8	8.21e3	9.95e3	0.915	1.06	5.46	5.32	10.3	10.6611	78.1
17	48	13C2-PFDoA	615.0 > 569.7	7.26e3	9.95e3	0.915	0.949	5.74	5.61	9.12	10.4943	76.8
18	49	d3-N-MeFOSA	515.2 > 168.9		9.95e3	0.915	0.105	5.84				
19	50	13C2-PFTeDA	714.8 > 669.6	4.19e3	9.95e3	0.915	0.389	6.20	6.07	5.27	14.7890	108.3
20	51	d5-N-ETFOSA	531.1 > 168.9		9.95e3	0.915	0.160	6.22				
21	52	13C2-PFHxDA	815 > 769.7	3.02e3	9.95e3	0.915	0.833	6.51	6.41	3.79	4.9726	91.0
22	53	d7-N-MeFOSE	623.1 > 58.9		9.95e3	0.915	0.148	6.31				
23	54	d9-N-EtFOSE	639.2 > 58.8		9.95e3	0.915	0.131	6.45				
24	55	13C4-PFBA	217. > 171.8	6.84e3	6.84e3	0.915	1.00	1.46	1.33	12.5	13.6571	100.0
25	56	13C5-PFHxA	318 > 272.9	7.84e3	7.84e3	0.915	1.00	3.19	3.05	12.5	13.6571	100.0
26	57	13C3-PFHxS	401.9 > 79.9	2.41e3	2.41e3	0.915	1.00	3.96	3.82	12.5	13.6571	100.0
27	58	13C8-PFOA	421.3 > 376	7.01e3	7.01e3	0.915	1.00	4.33	4.19	12.5	13.6571	100.0
28	59	13C9-PFNA	472.2 > 426.9	8.08e3	8.08e3	0.915	1.00	4.70	4.62	12.5	13.6571	100.0
29	60	13C4-PFOS	503 > 79.9	2.21e3	2.21e3	0.915	1.00	4.84	4.71	12.5	13.6571	100.0
30	61	13C6-PFDA	519.1 > 473.7	7.03e3	7.03e3	0.915	1.00	5.14	4.99	12.5	13.6571	100.0
31	62	13C7-PFUdA	570.1 > 524.8	9.95e3	9.95e3	0.915	1.00	5.46	5.32	12.5	13.6571	100.0
32	63	Total PFHxS	398.9 > 79.6	0.00e0	7.15e2	0.915		3.85		0.000		

Dataset: Z:\Projects\PFAS.PRO\Results\180221M1\180221M1-50.qld

Last Altered: Sunday, February 25, 2018 13:58:11 Pacific Standard Time

Printed: Sunday, February 25, 2018 13:59:29 Pacific Standard Time

Name: 180221M1_50, Date: 22-Feb-2018, Time: 00:29:07, ID: 1800268-02 WI-AF-SB614-0102-0118 1.25, Description: WI-AF-SB614-0102-0118

	# Name	Trace	Area	IS Area	Wt./Vol.	RRF	Pred.RT	RT	y Axis Resp.	Conc.	%Rec
33	64 Total PFOA	413 > 368.7	0.00e0	7.33e3	0.915		4.21		0.000		
34	65 Total PFOS	499 > 79.9	0.00e0	1.83e3	0.915		4.73		0.000		
35	66 Total N-MeFOSAA	570.1 > 419	0.00e0	2.44e3	0.915		5.29		0.000		
36	67 Total N-EtFOSAA	584.2 > 419	0.00e0	3.11e3	0.915		5.45		0.000		
37	70 13C2-4:2 FTS	329.2>308.9	2.07e3	7.84e3	0.915	0.307	3.10	2.96	3.30	11.7264	85.9

Dataset: Z:\Projects\PFAS.PRO\Results\180221M1\180221M1-50.qld

Last Altered: Sunday, February 25, 2018 13:58:11 Pacific Standard Time

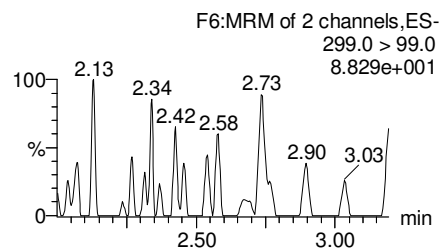
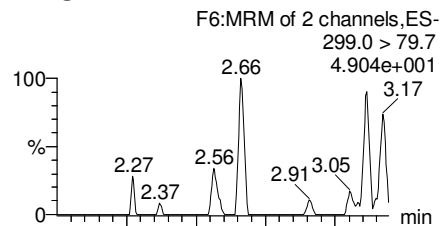
Printed: Sunday, February 25, 2018 13:59:29 Pacific Standard Time

Method: Z:\Projects\PFAS.PRO\MethDB\PFAS_FULL_80C_022118.mdb 22 Feb 2018 10:27:20

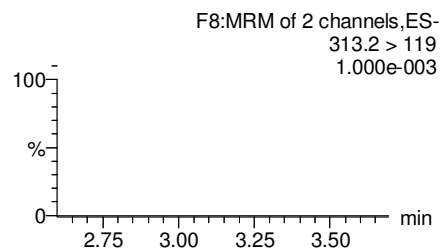
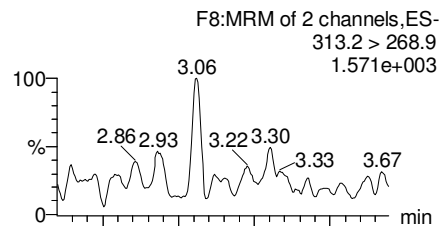
Calibration: Z:\Projects\PFAS.PRO\CurveDB\C18_VAL-PFAS_Q4_02-21-18-FULL.cdb 22 Feb 2018 11:04:24

Name: 180221M1_50, Date: 22-Feb-2018, Time: 00:29:07, ID: 1800268-02 WI-AF-SB614-0102-0118 1.25, Description: WI-AF-SB614-0102-0118

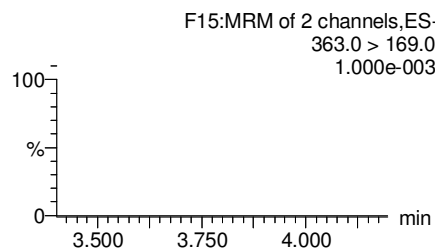
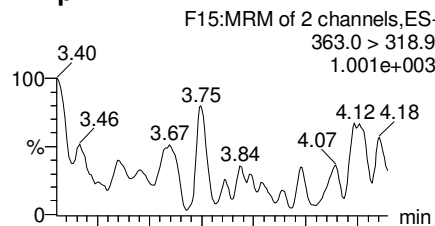
PFBS



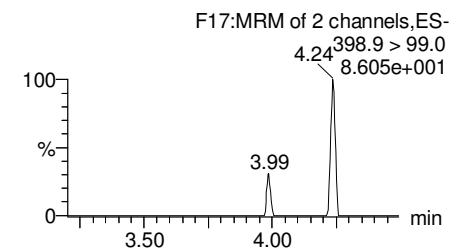
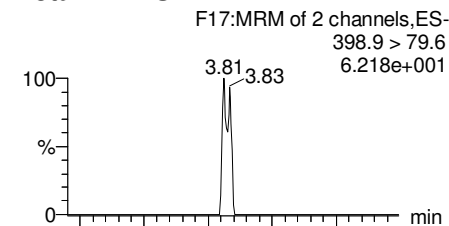
PFHxA



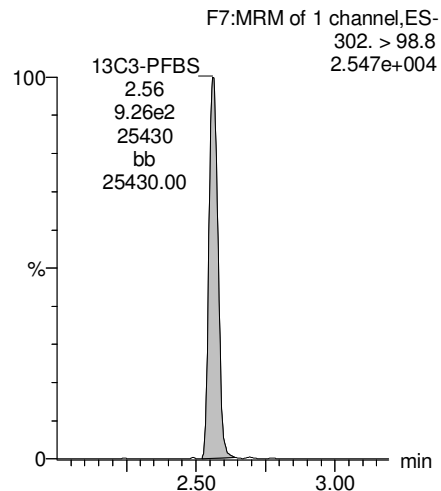
PFHpA



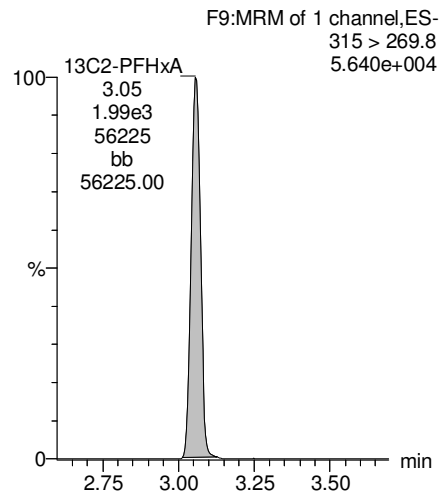
Total PFHxS



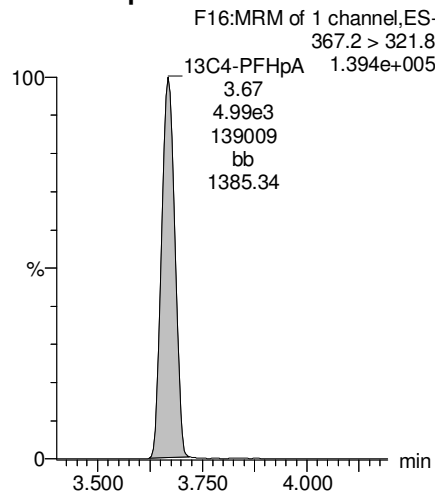
13C3-PFBS



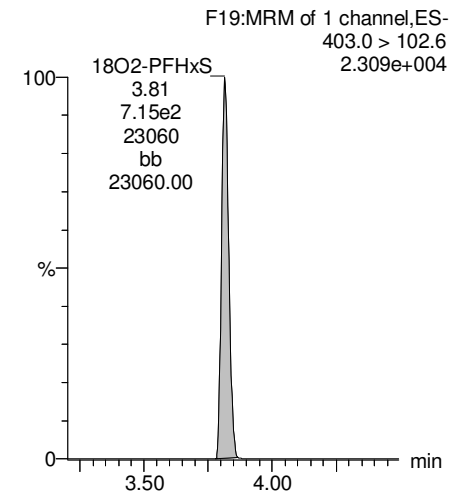
13C2-PFHxA



13C4-PFHpA



18O2-PFHxS



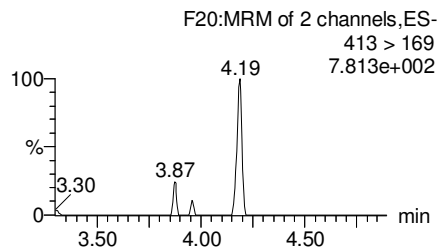
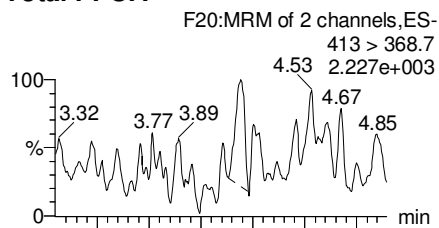
Dataset: Z:\Projects\PFAS.PRO\Results\180221M1\180221M1-50.qld

Last Altered: Sunday, February 25, 2018 13:58:11 Pacific Standard Time

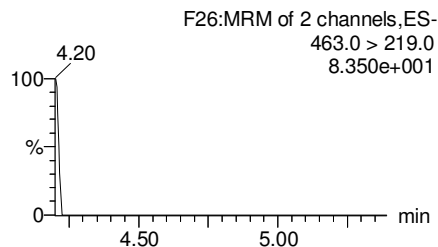
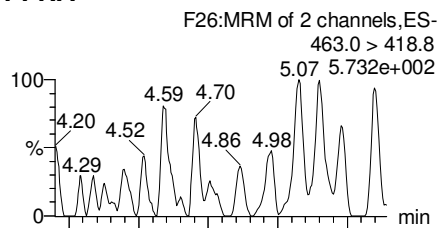
Printed: Sunday, February 25, 2018 13:59:29 Pacific Standard Time

Name: 180221M1_50, Date: 22-Feb-2018, Time: 00:29:07, ID: 1800268-02 WI-AF-SB614-0102-0118 1.25, Description: WI-AF-SB614-0102-0118

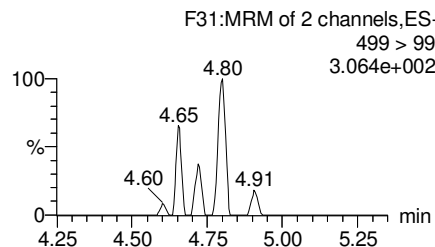
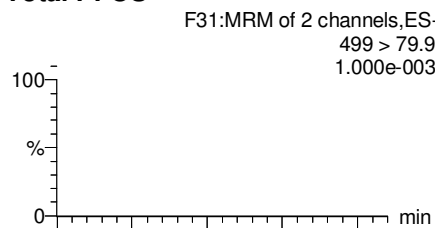
Total PFOA



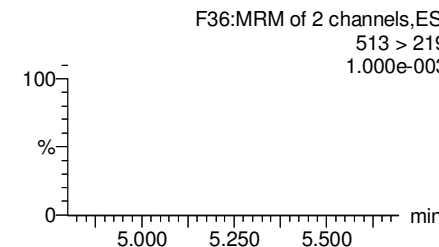
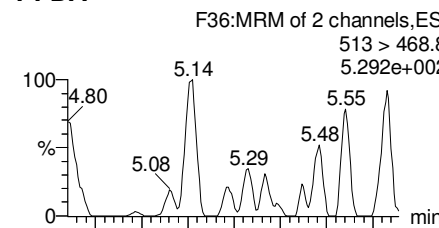
PFNA



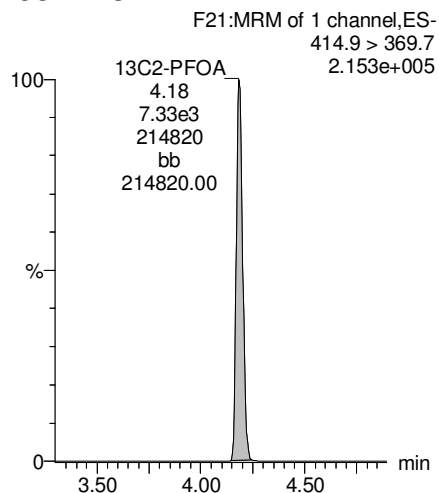
Total PFOS



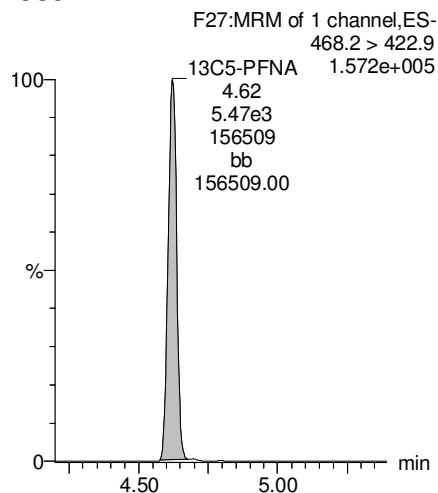
PFDA



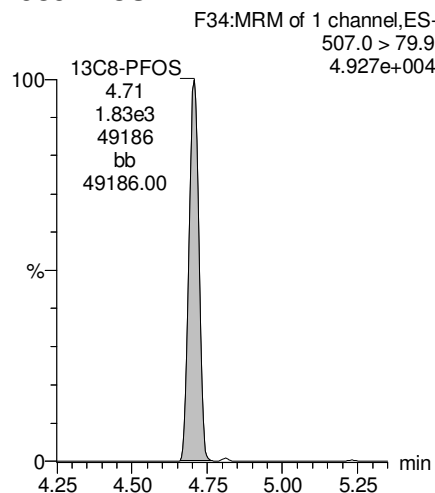
13C2-PFOA



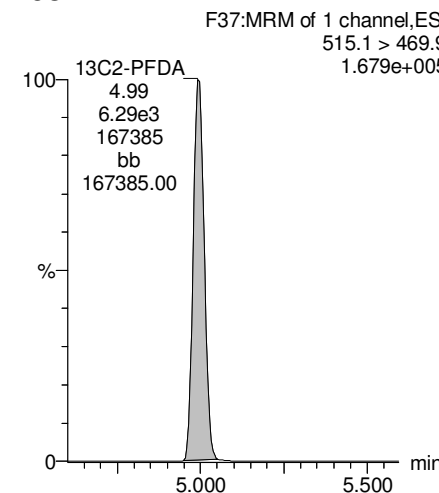
13C5-PFNA



13C8-PFOS



13C2-PFDA



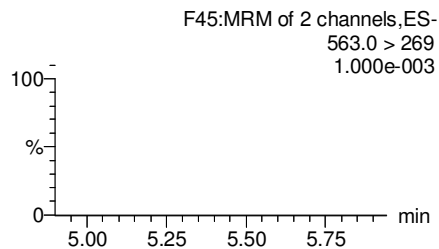
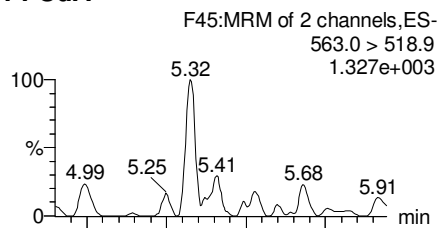
Dataset: Z:\Projects\PFAS.PRO\Results\180221M1\180221M1-50.qld

Last Altered: Sunday, February 25, 2018 13:58:11 Pacific Standard Time

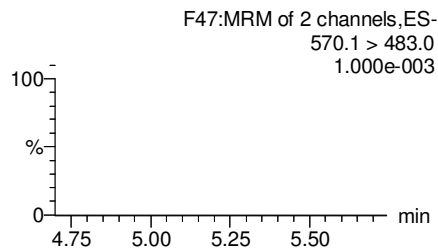
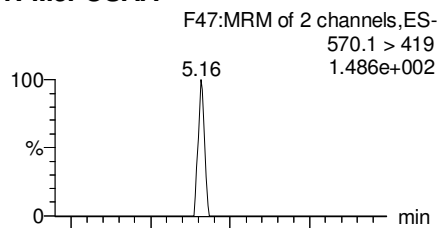
Printed: Sunday, February 25, 2018 13:59:29 Pacific Standard Time

Name: 180221M1_50, Date: 22-Feb-2018, Time: 00:29:07, ID: 1800268-02 WI-AF-SB614-0102-0118 1.25, Description: WI-AF-SB614-0102-0118

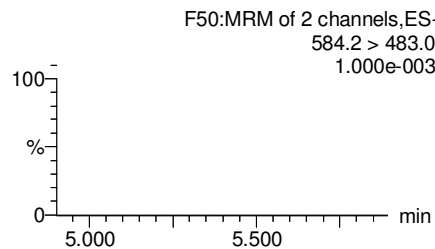
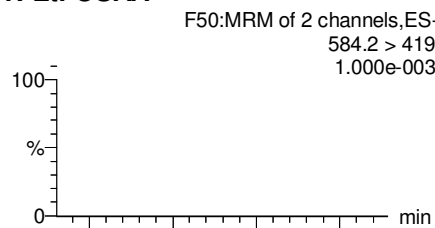
PFUdA



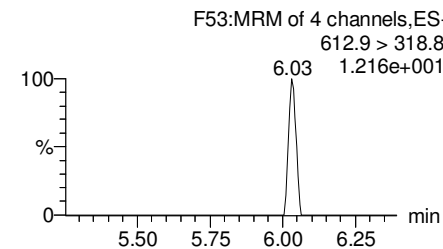
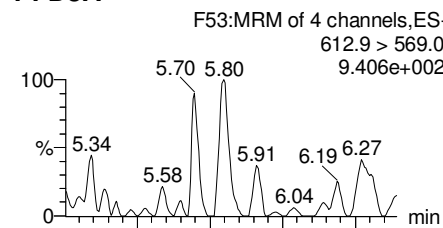
N-MeFOSAA



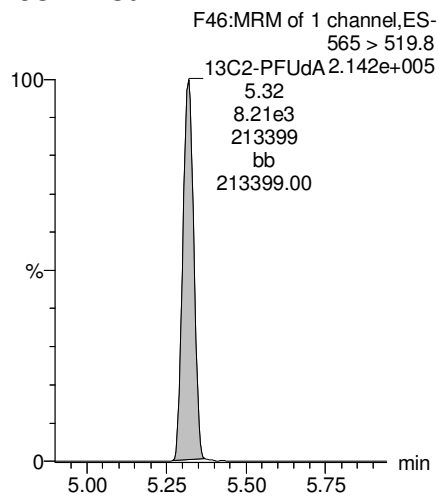
N-EtFOSAA



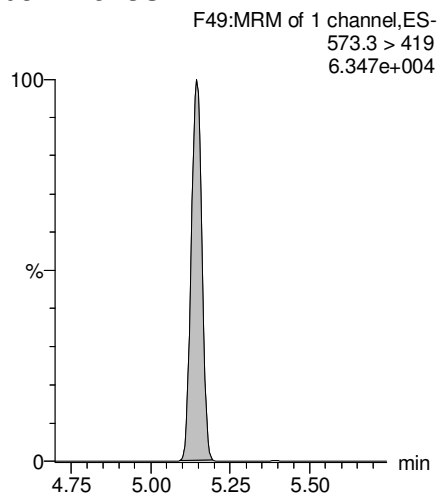
PFDaA



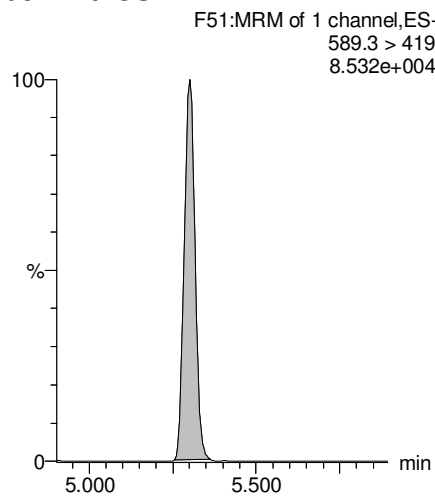
13C2-PFUdA



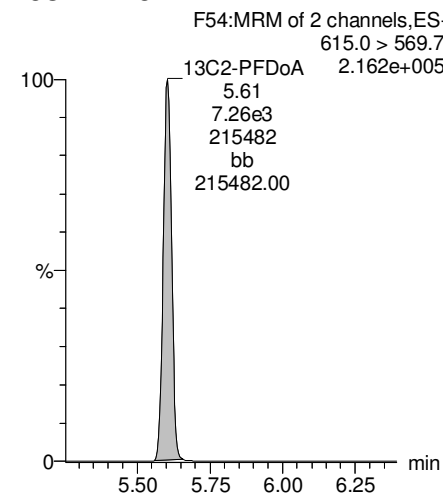
d3-N-MeFOSAA



d5-N-EtFOSAA



13C2-PFDaA



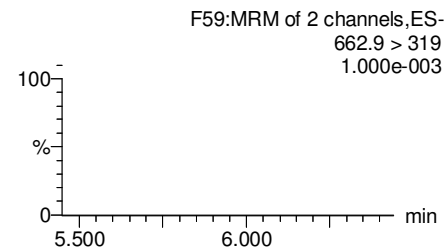
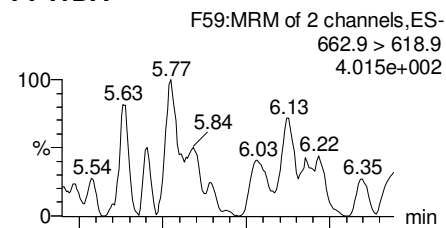
Dataset: Z:\Projects\PFAS.PRO\Results\180221M1\180221M1-50.qld

Last Altered: Sunday, February 25, 2018 13:58:11 Pacific Standard Time

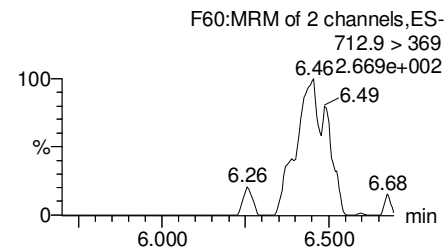
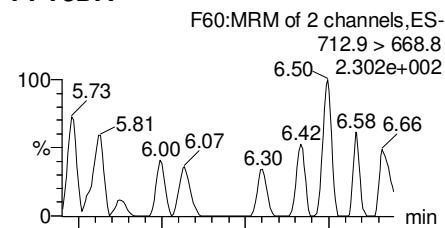
Printed: Sunday, February 25, 2018 13:59:29 Pacific Standard Time

Name: 180221M1_50, Date: 22-Feb-2018, Time: 00:29:07, ID: 1800268-02 WI-AF-SB614-0102-0118 1.25, Description: WI-AF-SB614-0102-0118

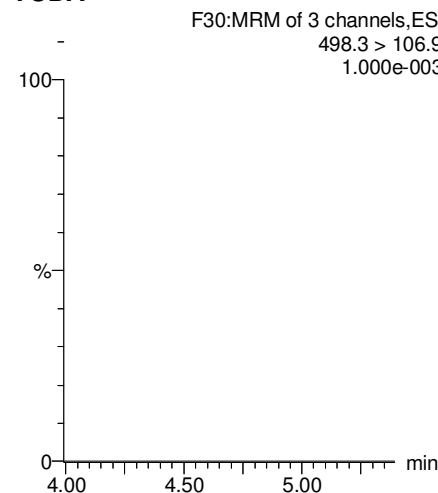
PFTrDA



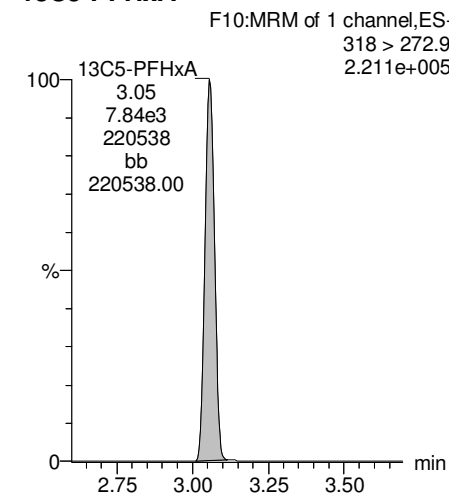
PFTeDA



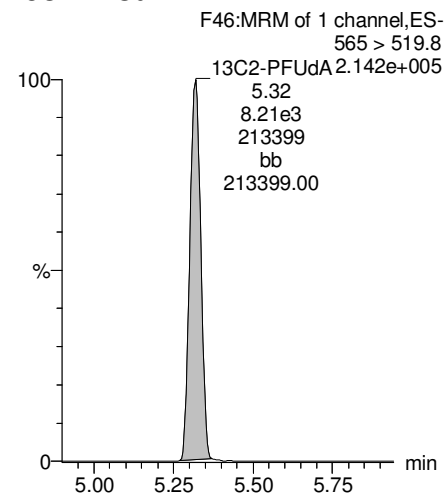
TCDA



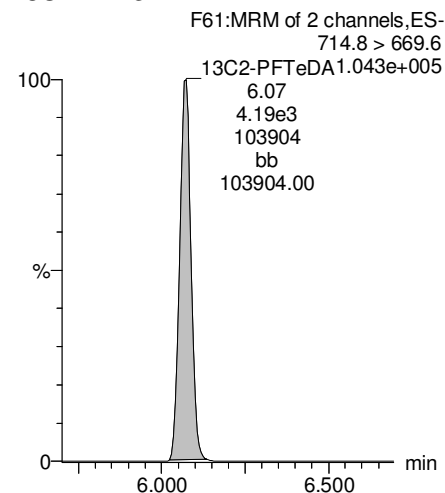
13C5-PFHxA



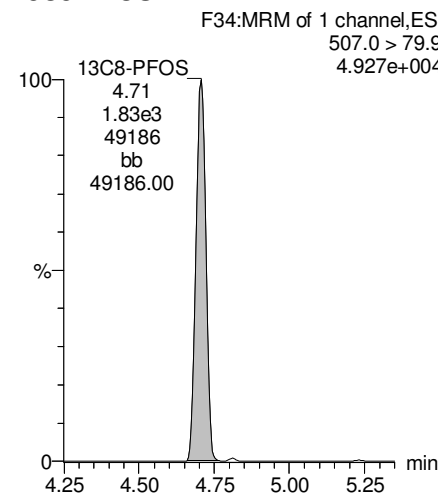
13C2-PFUDa



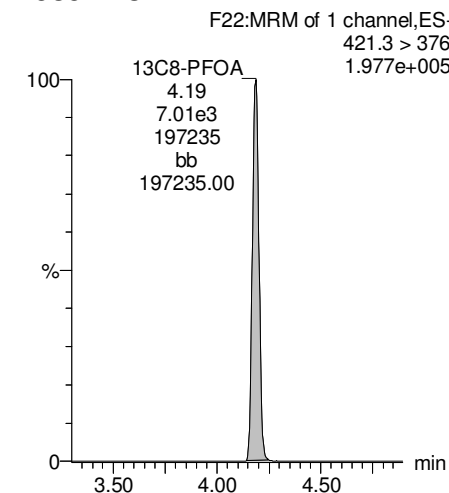
13C2-PFTeDA



13C8-PFOS



13C8-PFOA

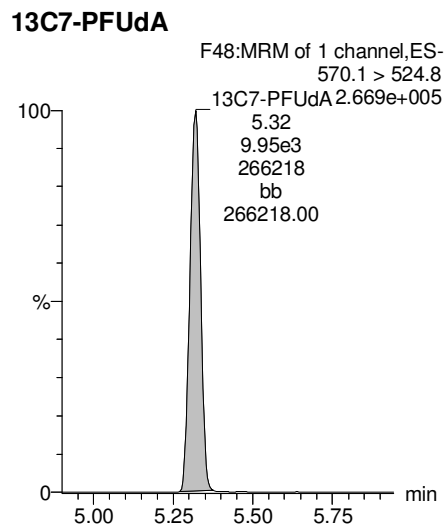
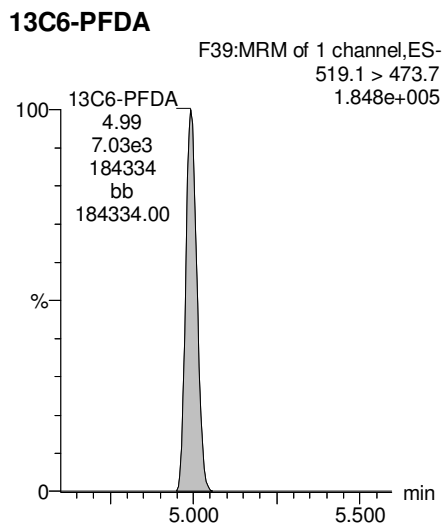
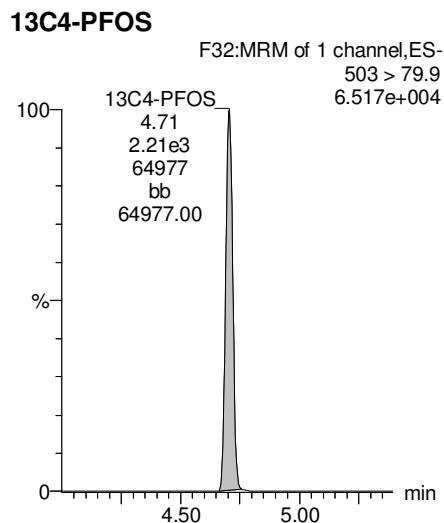
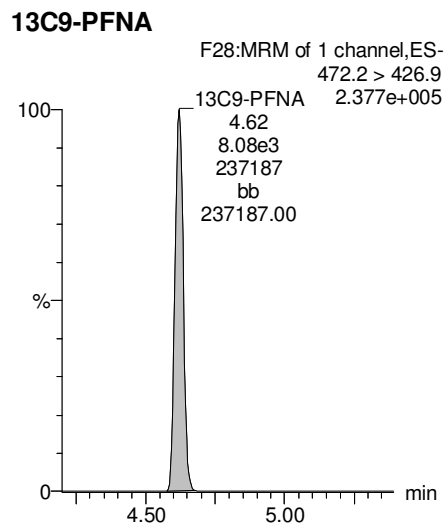
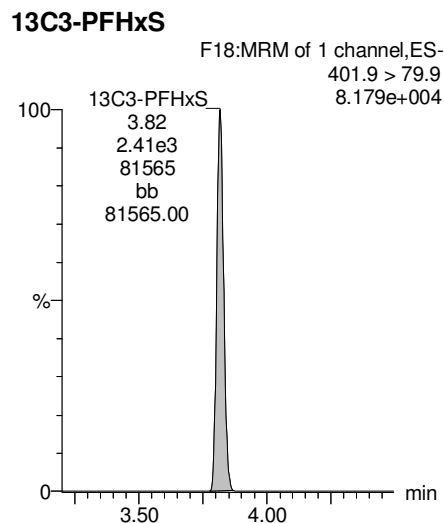


Dataset: Z:\Projects\PFAS.PRO\Results\180221M1\180221M1-50.qld

Last Altered: Sunday, February 25, 2018 13:58:11 Pacific Standard Time

Printed: Sunday, February 25, 2018 13:59:29 Pacific Standard Time

Name: 180221M1_50, Date: 22-Feb-2018, Time: 00:29:07, ID: 1800268-02 WI-AF-SB614-0102-0118 1.25, Description: WI-AF-SB614-0102-0118



Dataset: F:\Projects\PFAS.PRO\Results\180222M1\180222M1-17.qld

Last Altered: Monday, February 26, 2018 13:01:13 Pacific Standard Time

Printed: Monday, February 26, 2018 13:02:51 Pacific Standard Time

Method: F:\Projects\PFAS.PRO\MethDB\PFAS_FULL_80C_022218.mdb 23 Feb 2018 08:58:55

Calibration: F:\Projects\PFAS.PRO\CurveDB\C18_VAL-PFAS_Q4_02-22-18-FULL.cdb 23 Feb 2018 10:57:03

Name: 180222M1_17, Date: 22-Feb-2018, Time: 17:30:45, ID: 1800268-03 WI-AF-SB614P-0102-0118 1.28, Description: WI-AF-SB614P-0102-0118

	# Name	Trace	Area	IS Area	Wt./Vol.	RRF	Pred.RT	RT	y Axis Resp.	Conc.	%Rec
1	3 PFBS	299.0 > 79.7		1.01e3	0.928		2.60				
2	5 PFHxA	313.2 > 268.9		2.00e3	0.928		3.19				
3	7 PFHpA	363.0 > 318.9		5.49e3	0.928		3.81				
4	8 L-PFHxS	398.9 > 79.6		7.53e2	0.928		3.85				
5	11 L-PFOA	413 > 368.7		7.52e3	0.928		4.22				
6	14 PFNA	463.0 > 418.8		6.82e3	0.928		4.76				
7	16 L-PFOS	499 > 79.9		2.00e3	0.928		4.74				
8	18 PFDA	513 > 468.8		7.17e3	0.928		5.14				
9	21 N-MeFOSAA	570.1 > 419		2.12e3	0.928		5.29				
10	22 N-EtFOSAA	584.2 > 419		2.68e3	0.928		5.45				
11	23 PFUdA	563.0 > 518.9		7.30e3	0.928		5.46				

Dataset: F:\Projects\PFAS.PRO\Results\180222M1\180222M1-17.qld

Last Altered: Monday, February 26, 2018 13:01:13 Pacific Standard Time

Printed: Monday, February 26, 2018 13:03:07 Pacific Standard Time

Method: F:\Projects\PFAS.PRO\MethDB\PFAS_FULL_80C_022218.mdb 23 Feb 2018 08:58:55

Calibration: F:\Projects\PFAS.PRO\CurveDB\C18_VAL-PFAS_Q4_02-22-18-FULL.cdb 23 Feb 2018 10:57:03

Name: 180222M1_17, Date: 22-Feb-2018, Time: 17:30:45, ID: 1800268-03 WI-AF-SB614P-0102-0118 1.28, Description: WI-AF-SB614P-0102-0118

#	Name	Trace	Area	IS Area	Wt./Vol.	RRF	Pred.RT	RT	y Axis Resp.	Conc.	%Rec	
1	25	PFDa	612.9 > 569.0	5.22e3	0.928		5.74					
2	27	PFTDA	662.9 > 618.9	5.22e3	0.928		5.98					
3	28	PFTeDA	712.9 > 668.8	1.58e3	0.928		6.20					
4	36	13C3-PFBS	302. > 98.8	1.01e3	8.56e3	0.928	0.120	2.69	2.53	1.47	13.1587	97.7
5	37	13C2-PFHxA	315 > 269.8	2.00e3	8.56e3	0.928	0.760	3.19	3.02	2.92	4.1356	76.8
6	38	13C4-PFHpA	367.2 > 321.8	5.49e3	8.56e3	0.928	0.729	3.81	3.64	8.02	11.8413	87.9
7	39	18O2-PFHxS	403.0 > 102.6	7.53e2	2.46e3	0.928	0.367	3.96	3.78	3.82	11.2230	83.3
8	40	13C2-PFOA	414.9 > 369.7	7.52e3	7.65e3	0.928	1.225	4.33	4.16	12.3	10.7995	80.2
9	41	13C5-PFNA	468.2 > 422.9	6.82e3	8.31e3	0.928	0.936	4.76	4.59	10.3	11.8069	87.7
10	42	13C8-PFOA	506.1 > 77.7	1.69e3	9.01e3	0.928	0.235	4.83	4.64	2.34	10.7142	79.6
11	43	13C8-PFOS	507.0 > 79.9	2.00e3	2.08e3	0.928	1.018	4.84	4.67	12.0	12.7151	94.4
12	44	13C2-PFDA	515.1 > 469.9	7.17e3	7.87e3	0.928	0.977	5.14	4.96	11.4	12.5491	93.2
13	45	d3-N-MeFOSAA	573.3 > 419	2.12e3	9.01e3	0.928	0.405	5.29	5.11	2.94	7.8255	58.1
14	46	d5-N-EtFOSAA	589.3 > 419	2.68e3	9.01e3	0.928	0.419	5.45	5.26	3.71	9.5591	71.0
15	47	13C2-PFUdA	565 > 519.8	7.30e3	9.01e3	0.928	1.045	5.46	5.28	10.1	10.4357	77.5
16	48	13C2-PFDa	615.0 > 569.7	5.22e3	9.01e3	0.928	0.832	5.74	5.57	7.23	9.3628	69.5
17	49	d3-N-MeFOSA	515.2 > 168.9		9.01e3	0.928	0.109	5.84				
18	50	13C2-PFTeDA	714.8 > 669.6	1.58e3	9.01e3	0.928	0.313	6.20	6.03	2.18	7.5078	55.8
19	51	d5-N-ETFOSA	531.1 > 168.9		9.01e3	0.928	0.160	6.22				
20	52	13C2-PFHxDA	815 > 769.7	1.09e3	9.01e3	0.928	0.648	6.51	6.38	1.51	2.5049	46.5
21	53	d7-N-MeFOSE	623.1 > 58.9		9.01e3	0.928	0.150	6.31				
22	54	d9-N-EtFOSE	639.2 > 58.8		9.01e3	0.928	0.142	6.45				
23	55	13C4-PFBA	217. > 171.8	7.57e3	7.57e3	0.928	1.000	1.46	1.29	12.5	13.4656	100.0
24	56	13C5-PFHxA	318 > 272.9	8.56e3	8.56e3	0.928	1.000	3.19	3.02	12.5	13.4656	100.0
25	57	13C3-PFHxS	401.9 > 79.9	2.46e3	2.46e3	0.928	1.000	3.96	3.78	12.5	13.4656	100.0
26	58	13C8-PFOA	421.3 > 376	7.65e3	7.65e3	0.928	1.000	4.33	4.15	12.5	13.4656	100.0
27	59	13C9-PFNA	472.2 > 426.9	8.31e3	8.31e3	0.928	1.000	4.70	4.59	12.5	13.4656	100.0
28	60	13C4-PFOS	503 > 79.9	2.08e3	2.08e3	0.928	1.000	4.84	4.67	12.5	13.4656	100.0
29	61	13C6-PFDA	519.1 > 473.7	7.87e3	7.87e3	0.928	1.000	5.14	4.96	12.5	13.4656	100.0
30	62	13C7-PFUdA	570.1 > 524.8	9.01e3	9.01e3	0.928	1.000	5.46	5.28	12.5	13.4656	100.0
31	63	Total PFHxS	398.9 > 79.6	0.00e0	7.53e2	0.928		3.85		0.000		
32	64	Total PFOA	413 > 368.7	0.00e0	7.52e3	0.928		4.21		0.000		

Dataset: F:\Projects\PFAS.PRO\Results\180222M1\180222M1-17.qld

Last Altered: Monday, February 26, 2018 13:01:13 Pacific Standard Time

Printed: Monday, February 26, 2018 13:03:07 Pacific Standard Time

Name: 180222M1_17, Date: 22-Feb-2018, Time: 17:30:45, ID: 1800268-03 WI-AF-SB614P-0102-0118 1.28, Description: WI-AF-SB614P-0102-0118

	# Name	Trace	Area	IS Area	Wt./Vol.	RRF	Pred.RT	RT	y Axis Resp.	Conc.	%Rec
33	65 Total PFOS	499 > 79.9	0.00e0	2.00e3	0.928		4.73		0.000		
34	66 Total N-MeFOSAA	570.1 > 419	0.00e0	2.12e3	0.928		5.29		0.000		
35	67 Total N-EtFOSAA	584.2 > 419	0.00e0	2.68e3	0.928		5.45		0.000		

Dataset: F:\Projects\PFAS.PRO\Results\180222M1\180222M1-17.qld

Last Altered: Monday, February 26, 2018 13:01:13 Pacific Standard Time

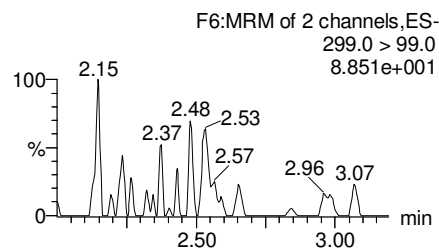
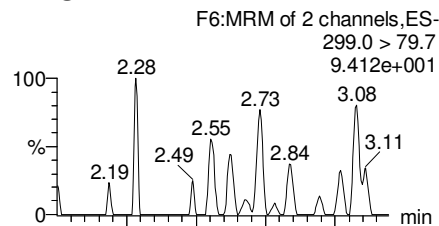
Printed: Monday, February 26, 2018 13:03:07 Pacific Standard Time

Method: F:\Projects\PFAS.PRO\MethDB\PFAS_FULL_80C_022218.mdb 23 Feb 2018 08:58:55

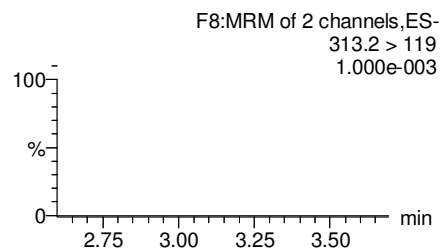
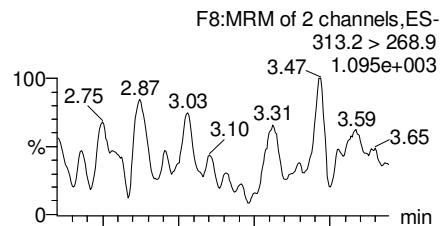
Calibration: F:\Projects\PFAS.PRO\CurveDB\C18_VAL-PFAS_Q4_02-22-18-FULL.cdb 23 Feb 2018 10:57:03

Name: 180222M1_17, Date: 22-Feb-2018, Time: 17:30:45, ID: 1800268-03 WI-AF-SB614P-0102-0118 1.28, Description: WI-AF-SB614P-0102-0118

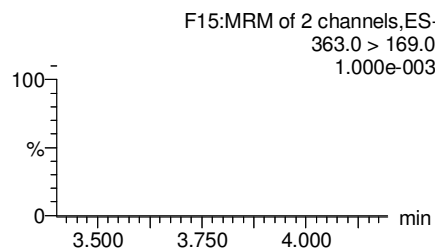
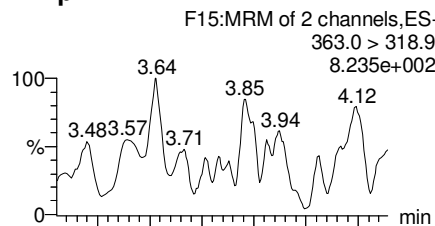
PFBS



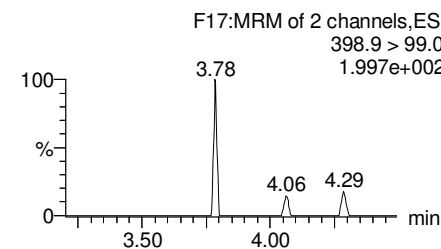
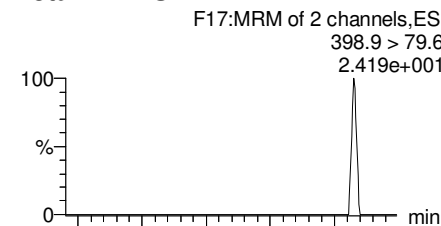
PFHxA



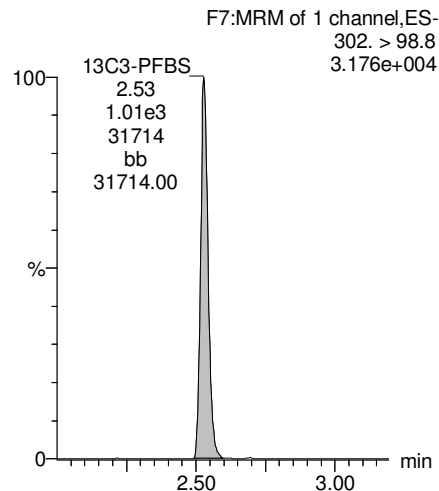
PFHpA



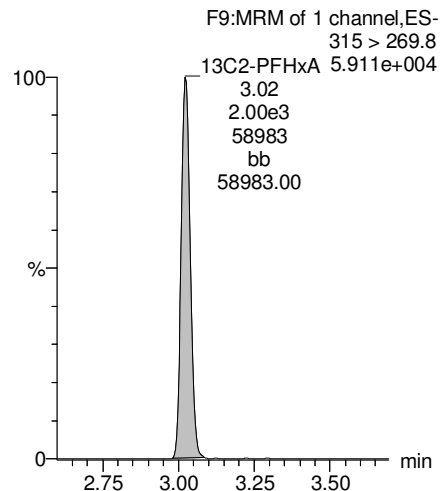
Total PFHxS



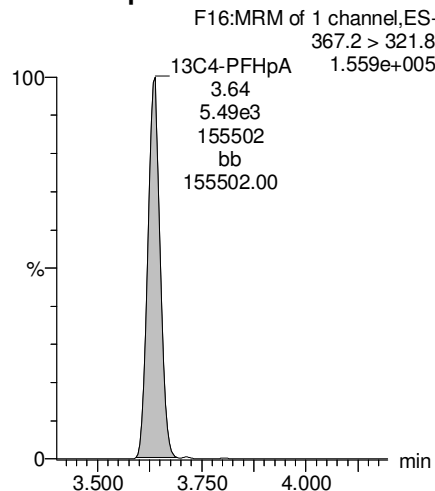
13C3-PFBS



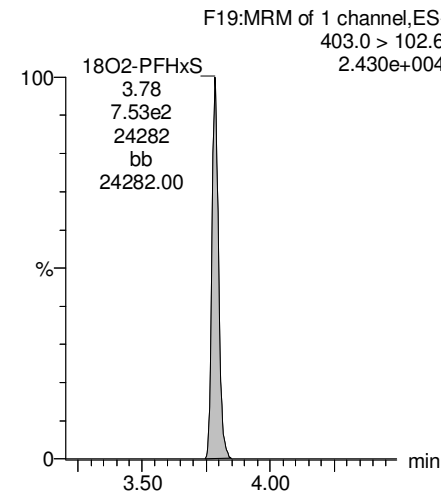
13C2-PFHxA



13C4-PFHpA



18O2-PFHxS



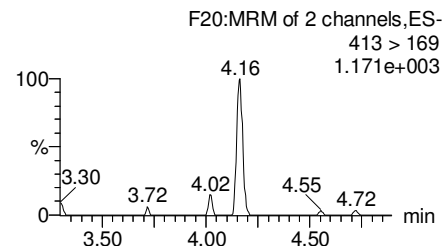
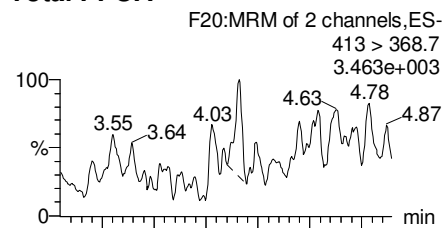
Dataset: F:\Projects\PFAS.PRO\Results\180222M1\180222M1-17.qld

Last Altered: Monday, February 26, 2018 13:01:13 Pacific Standard Time

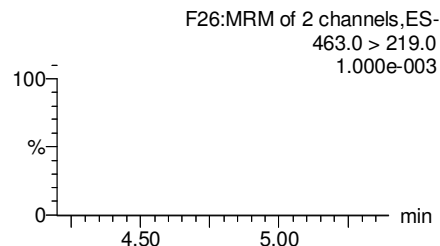
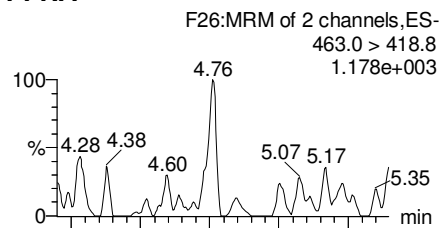
Printed: Monday, February 26, 2018 13:03:07 Pacific Standard Time

Name: 180222M1_17, Date: 22-Feb-2018, Time: 17:30:45, ID: 1800268-03 WI-AF-SB614P-0102-0118 1.28, Description: WI-AF-SB614P-0102-0118

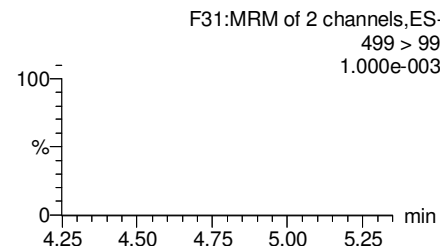
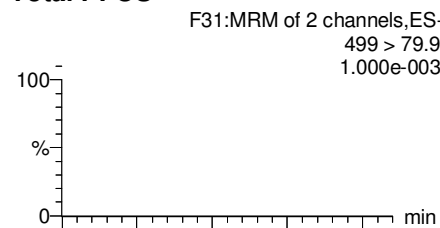
Total PFOA



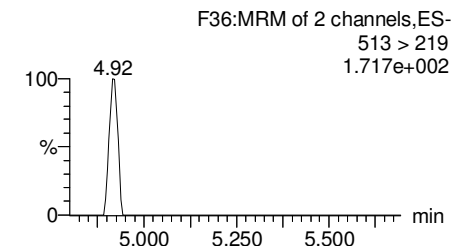
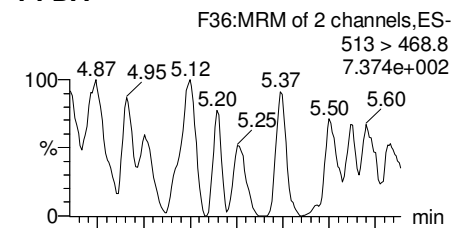
PFNA



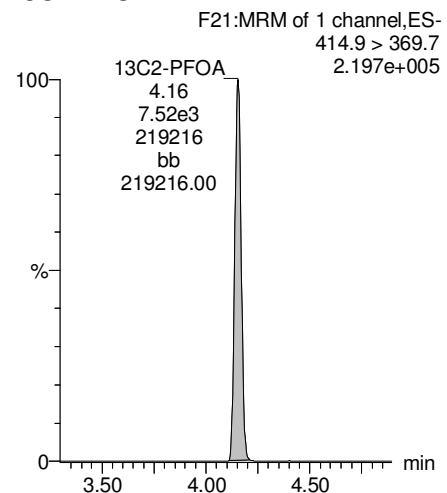
Total PFOS



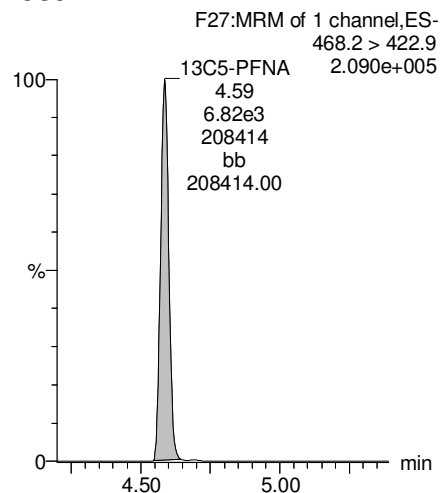
PFDA



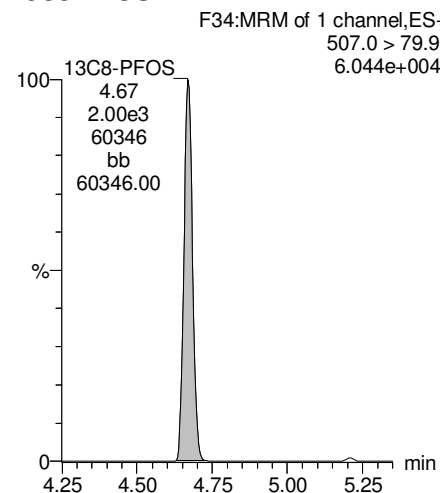
13C2-PFOA



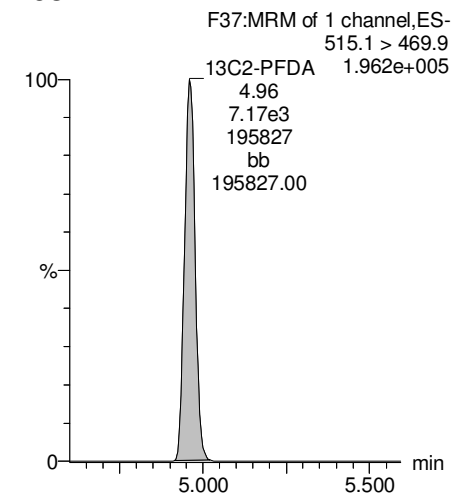
13C5-PFNA



13C8-PFOS



13C2-PFDA



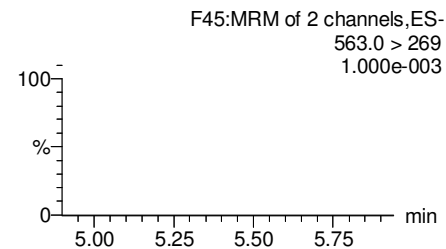
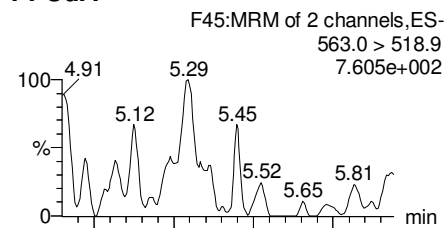
Dataset: F:\Projects\PFAS.PRO\Results\180222M1\180222M1-17.qld

Last Altered: Monday, February 26, 2018 13:01:13 Pacific Standard Time

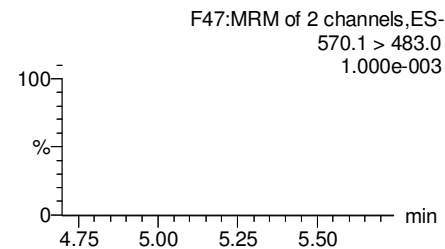
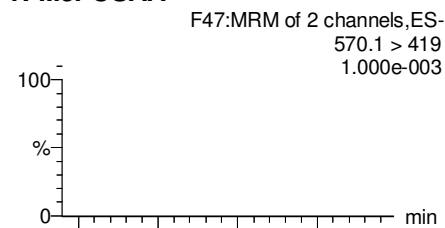
Printed: Monday, February 26, 2018 13:03:07 Pacific Standard Time

Name: 180222M1_17, Date: 22-Feb-2018, Time: 17:30:45, ID: 1800268-03 WI-AF-SB614P-0102-0118 1.28, Description: WI-AF-SB614P-0102-0118

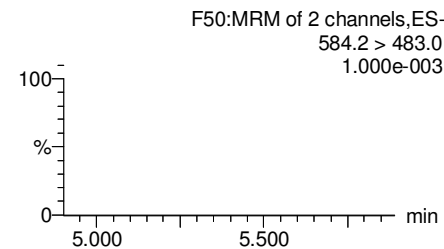
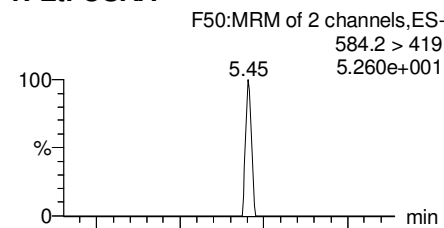
PFUdA



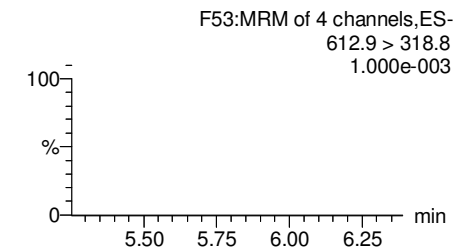
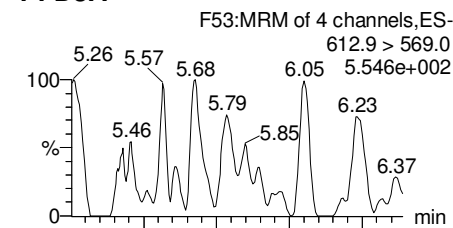
N-MeFOSAA



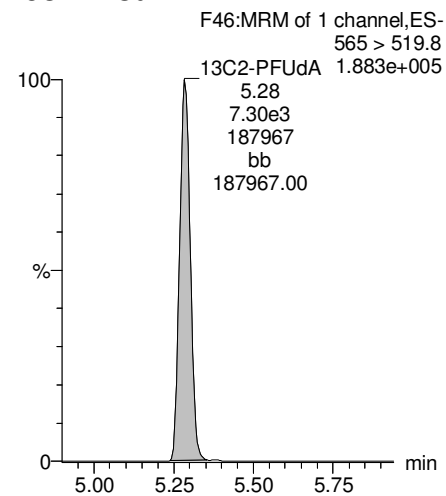
N-EtFOSAA



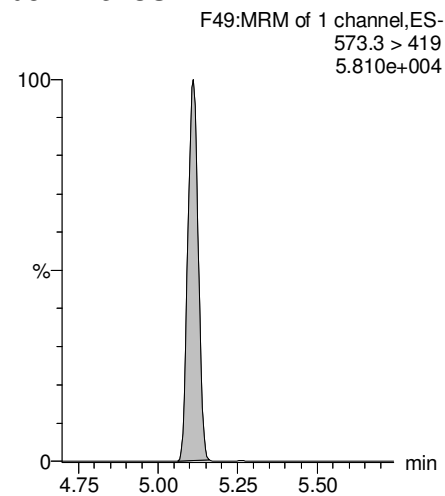
PFDaA



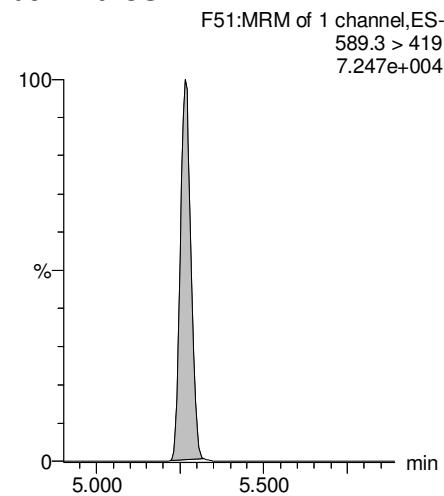
13C2-PFUdA



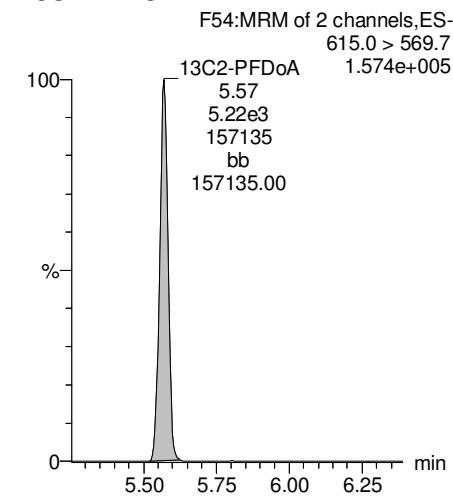
d3-N-MeFOSAA



d5-N-EtFOSAA



13C2-PFDaA



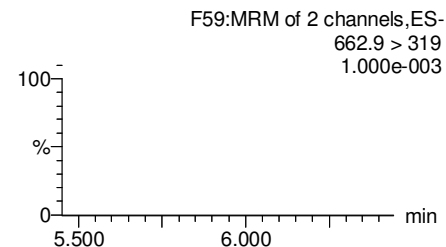
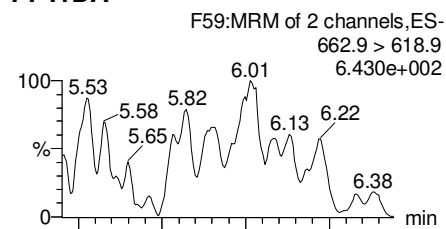
Dataset: F:\Projects\PFAS.PRO\Results\180222M1\180222M1-17.qld

Last Altered: Monday, February 26, 2018 13:01:13 Pacific Standard Time

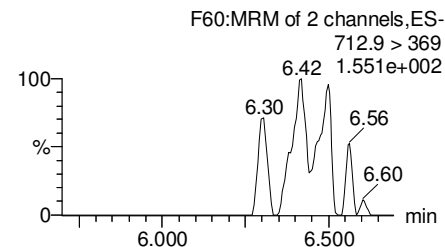
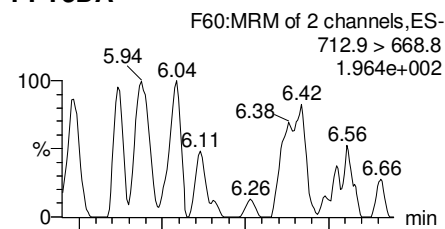
Printed: Monday, February 26, 2018 13:03:07 Pacific Standard Time

Name: 180222M1_17, Date: 22-Feb-2018, Time: 17:30:45, ID: 1800268-03 WI-AF-SB614P-0102-0118 1.28, Description: WI-AF-SB614P-0102-0118

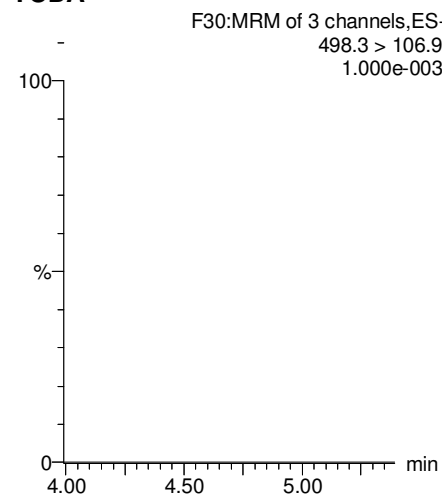
PFTrDA



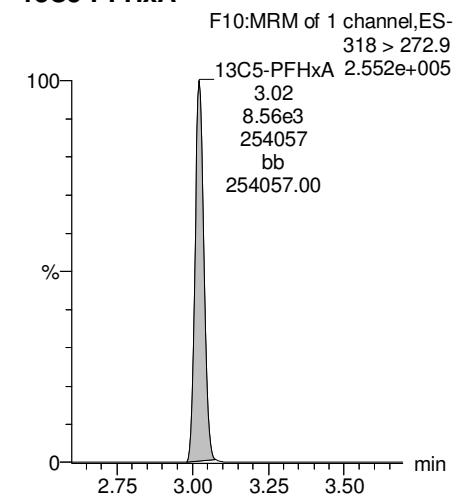
PFTeDA



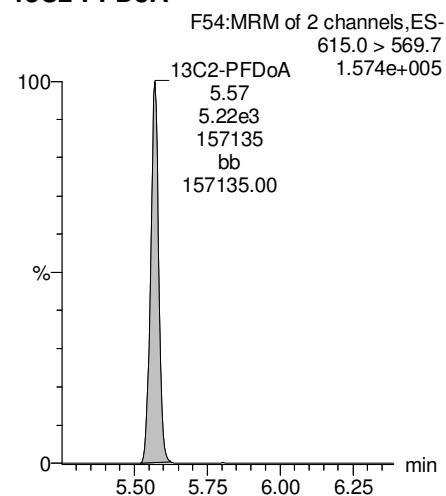
TCDA



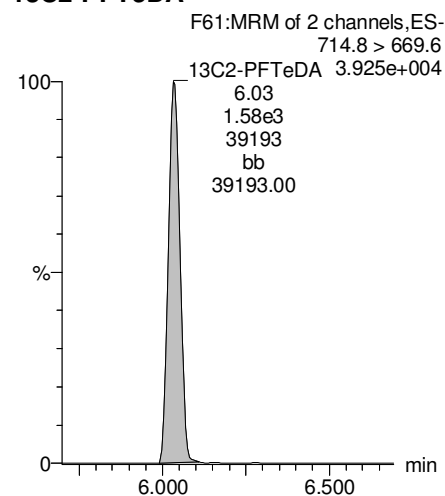
13C5-PFHxA



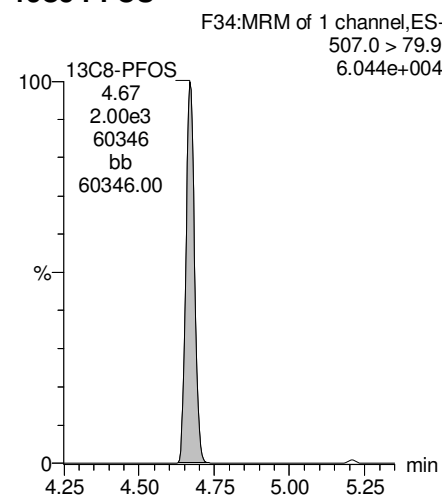
13C2-PFDoA



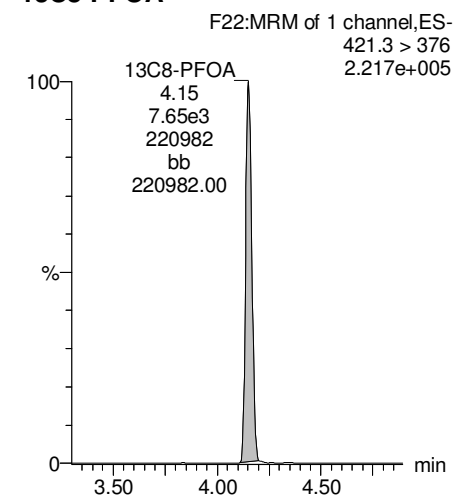
13C2-PFTeDA



13C8-PFOS



13C8-PFOA



Dataset: F:\Projects\PFAS.PRO\Results\180222M1\180222M1-17.qld

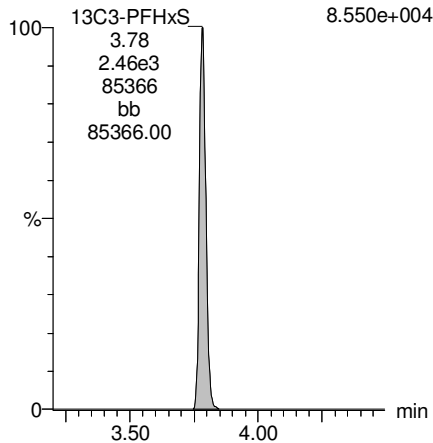
Last Altered: Monday, February 26, 2018 13:01:13 Pacific Standard Time

Printed: Monday, February 26, 2018 13:03:07 Pacific Standard Time

Name: 180222M1_17, Date: 22-Feb-2018, Time: 17:30:45, ID: 1800268-03 WI-AF-SB614P-0102-0118 1.28, Description: WI-AF-SB614P-0102-0118

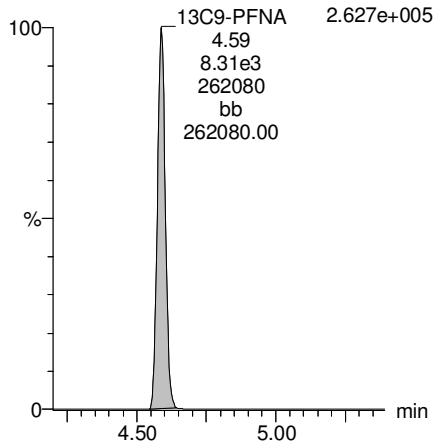
13C3-PFHxS

F18:MRM of 1 channel,ES-
401.9 > 79.9
8.550e+004



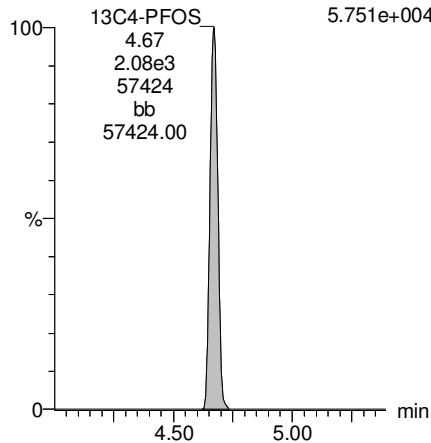
13C9-PFNA

F28:MRM of 1 channel,ES-
472.2 > 426.9
2.627e+005



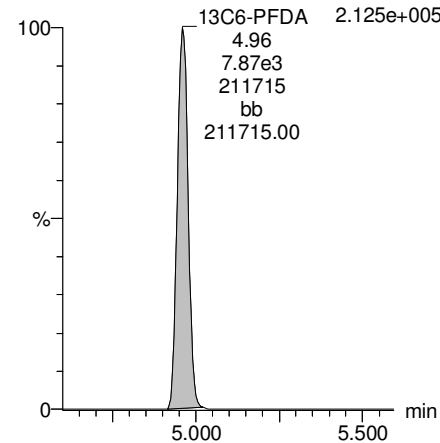
13C4-PFOS

F32:MRM of 1 channel,ES-
503 > 79.9
5.751e+004



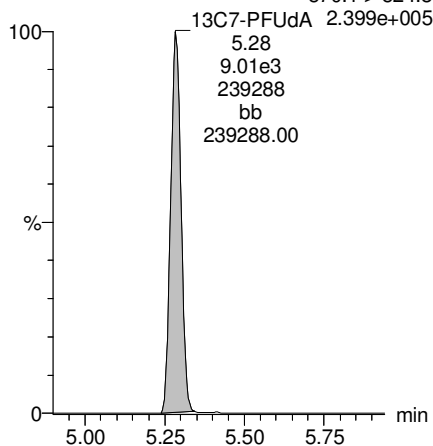
13C6-PFDA

F39:MRM of 1 channel,ES-
519.1 > 473.7
2.125e+005



13C7-PFUdA

F48:MRM of 1 channel,ES-
570.1 > 524.8
2.399e+005



Dataset: Z:\Projects\PFAS.PRO\Results\180221M1\180221M1-52.qld

Last Altered: Sunday, February 25, 2018 14:08:35 Pacific Standard Time

Printed: Sunday, February 25, 2018 14:08:59 Pacific Standard Time

Method: Z:\Projects\PFAS.PRO\MethDB\PFAS_FULL_80C_022118.mdb 22 Feb 2018 10:27:20

Calibration: Z:\Projects\PFAS.PRO\CurveDB\C18_VAL-PFAS_Q4_02-21-18-FULL.cdb 22 Feb 2018 11:04:24

Name: 180221M1_52, Date: 22-Feb-2018, Time: 00:52:00, ID: 1800268-04 WI-AF-SB612-0001-0118 1.32, Description: WI-AF-SB612-0001-0118

	# Name	Trace	Area	IS Area	Wt./Vol.	RRF	Pred.RT	RT	y Axis Resp.	Conc.	%Rec
1	3 PFBS	299.0 > 79.7		9.95e2	0.979		2.60				
2	5 PFHxA	313.2 > 268.9		2.07e3	0.979		3.19				
3	7 PFHpA	363.0 > 318.9		5.71e3	0.979		3.81				
4	8 L-PFHxS	398.9 > 79.6		7.04e2	0.979		3.85				
5	11 L-PFOA	413 > 368.7	1.16e2	7.99e3	0.979		4.22	4.19	0.182	0.1271	
6	14 PFNA	463.0 > 418.8		6.44e3	0.979		4.76				
7	16 L-PFOS	499 > 79.9	1.73e1	1.90e3	0.979		4.74	4.71	0.114	0.1010	
8	18 PFDA	513 > 468.8		7.70e3	0.979		5.14				
9	21 N-MeFOSAA	570.1 > 419		2.82e3	0.979		5.29				
10	22 N-EtFOSAA	584.2 > 419		3.40e3	0.979		5.45				

Dataset: Z:\Projects\PFAS.PRO\Results\180221M1\180221M1-52.qld

Last Altered: Sunday, February 25, 2018 14:08:35 Pacific Standard Time

Printed: Sunday, February 25, 2018 14:09:15 Pacific Standard Time

Method: Z:\Projects\PFAS.PRO\MethDB\PFAS_FULL_80C_022118.mdb 22 Feb 2018 10:27:20

Calibration: Z:\Projects\PFAS.PRO\CurveDB\C18_VAL-PFAS_Q4_02-21-18-FULL.cdb 22 Feb 2018 11:04:24

Name: 180221M1_52, Date: 22-Feb-2018, Time: 00:52:00, ID: 1800268-04 WI-AF-SB612-0001-0118 1.32, Description: WI-AF-SB612-0001-0118

#	Name	Trace	Area	IS Area	Wt./Vol.	RRF	Pred.RT	RT	y Axis Resp.	Conc.	%Rec	
1	23	PFUdA	563.0 > 518.9	7.56e3	0.979		5.46					
2	25	PFDoA	612.9 > 569.0	7.69e3	0.979		5.74					
3	27	PFTTrDA	662.9 > 618.9	7.56e3	0.979		5.98					
4	28	PFTeDA	712.9 > 668.8	3.37e3	0.979		6.20					
5	36	13C3-PFBS	302. > 98.8	9.95e2	9.21e3	0.979	0.121	2.69	2.56	1.35	11.4214	89.4
6	37	13C2-PFHxA	315 > 269.8	2.07e3	9.21e3	0.979	0.719	3.19	3.05	2.81	3.9913	78.1
7	38	13C4-PFHpA	367.2 > 321.8	5.71e3	9.21e3	0.979	0.722	3.81	3.67	7.74	10.9565	85.8
8	39	18O2-PFHxS	403.0 > 102.6	7.04e2	2.38e3	0.979	0.376	3.96	3.82	3.69	10.0278	78.5
9	40	13C2-PFOA	414.9 > 369.7	7.99e3	7.18e3	0.979	1.32	4.33	4.19	13.9	10.7520	84.2
10	41	13C5-PFNA	468.2 > 422.9	6.44e3	9.04e3	0.979	0.928	4.76	4.62	8.91	9.8025	76.7
11	42	13C8-PFOA	506.1 > 77.7	1.29e3	1.06e4	0.979	0.235	4.83	4.68	1.52	6.5954	51.6
12	43	13C8-PFOS	507.0 > 79.9	1.90e3	2.13e3	0.979	1.03	4.84	4.70	11.1	11.0844	86.8
13	44	13C2-PFDA	515.1 > 469.9	7.70e3	1.02e4	0.979	1.02	5.14	5.00	9.47	9.5163	74.5
14	45	d3-N-MeFOSAA	573.3 > 419	2.82e3	1.06e4	0.979	0.412	5.29	5.14	3.32	8.2343	64.5
15	46	d5-N-EtFOSAA	589.3 > 419	3.40e3	1.06e4	0.979	0.418	5.45	5.30	4.00	9.7746	76.5
16	47	13C2-PFUdA	565 > 519.8	7.56e3	1.06e4	0.979	1.06	5.46	5.32	8.89	8.6021	67.3
17	48	13C2-PFDoA	615.0 > 569.7	7.69e3	1.06e4	0.979	0.949	5.74	5.60	9.04	9.7269	76.1
18	49	d3-N-MeFOSA	515.2 > 168.9		1.06e4	0.979	0.105	5.84				
19	50	13C2-PFTeDA	714.8 > 669.6	3.37e3	1.06e4	0.979	0.389	6.20	6.07	3.97	10.4188	81.6
20	51	d5-N-ETFOSA	531.1 > 168.9		1.06e4	0.979	0.160	6.22				
21	52	13C2-PFHxDA	815 > 769.7	2.86e3	1.06e4	0.979	0.833	6.51	6.41	3.37	4.1271	80.8
22	53	d7-N-MeFOSE	623.1 > 58.9	2.22e2	1.06e4	0.979	0.148	6.31	6.18	0.261	1.7987	1.2
23	54	d9-N-EtFOSE	639.2 > 58.8		1.06e4	0.979	0.131	6.45				
24	55	13C4-PFBA	217. > 171.8	7.40e3	7.40e3	0.979	1.00	1.46	1.32	12.5	12.7742	100.0
25	56	13C5-PFHxA	318 > 272.9	9.21e3	9.21e3	0.979	1.00	3.19	3.05	12.5	12.7742	100.0
26	57	13C3-PFHxS	401.9 > 79.9	2.38e3	2.38e3	0.979	1.00	3.96	3.82	12.5	12.7742	100.0
27	58	13C8-PFOA	421.3 > 376	7.18e3	7.18e3	0.979	1.00	4.33	4.19	12.5	12.7742	100.0
28	59	13C9-PFNA	472.2 > 426.9	9.04e3	9.04e3	0.979	1.00	4.70	4.62	12.5	12.7742	100.0
29	60	13C4-PFOS	503 > 79.9	2.13e3	2.13e3	0.979	1.00	4.84	4.70	12.5	12.7742	100.0
30	61	13C6-PFDA	519.1 > 473.7	1.02e4	1.02e4	0.979	1.00	5.14	5.00	12.5	12.7742	100.0
31	62	13C7-PFUdA	570.1 > 524.8	1.06e4	1.06e4	0.979	1.00	5.46	5.32	12.5	12.7742	100.0
32	63	Total PFHxS	398.9 > 79.6	0.00e0	7.04e2	0.979		3.85		0.000		

Dataset: Z:\Projects\PFAS.PRO\Results\180221M1\180221M1-52.qld

Last Altered: Sunday, February 25, 2018 14:08:35 Pacific Standard Time

Printed: Sunday, February 25, 2018 14:09:15 Pacific Standard Time

Name: 180221M1_52, Date: 22-Feb-2018, Time: 00:52:00, ID: 1800268-04 WI-AF-SB612-0001-0118 1.32, Description: WI-AF-SB612-0001-0118

	# Name	Trace	Area	IS Area	Wt./Vol.	RRF	Pred.RT	RT	y Axis Resp.	Conc.	%Rec
33	64 Total PFOA	413 > 368.7	1.16e2	7.99e3	0.979		4.21		0.182	0.1271	
34	65 Total PFOS	499 > 79.9	1.73e1	1.90e3	0.979		4.73		0.114	0.1010	
35	66 Total N-MeFOSAA	570.1 > 419	0.00e0	2.82e3	0.979		5.29		0.000		
36	67 Total N-EtFOSAA	584.2 > 419	0.00e0	3.40e3	0.979		5.45		0.000		
37	70 13C2-4:2 FTS	329.2>308.9	3.05e3	9.21e3	0.979	0.307	3.10	2.96	4.14	13.7532	107.7

Dataset: Z:\Projects\PFAS.PRO\Results\180221M1\180221M1-52.qld

Last Altered: Sunday, February 25, 2018 14:08:35 Pacific Standard Time

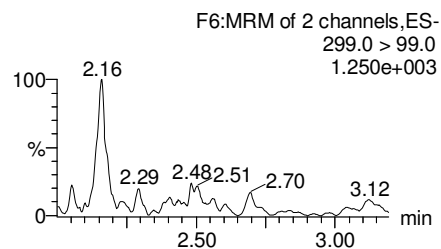
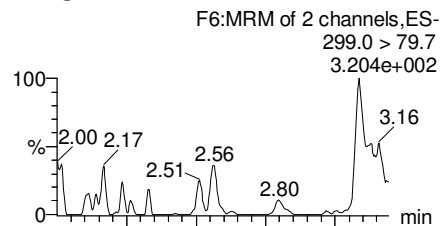
Printed: Sunday, February 25, 2018 14:09:15 Pacific Standard Time

Method: Z:\Projects\PFAS.PRO\MethDB\PFAS_FULL_80C_022118.mdb 22 Feb 2018 10:27:20

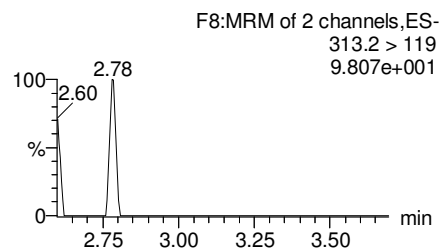
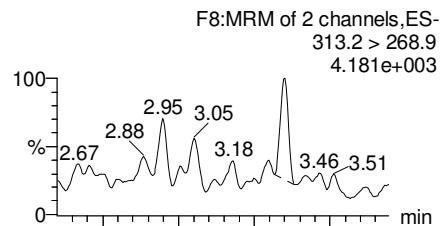
Calibration: Z:\Projects\PFAS.PRO\CurveDB\C18_VAL-PFAS_Q4_02-21-18-FULL.cdb 22 Feb 2018 11:04:24

Name: 180221M1_52, Date: 22-Feb-2018, Time: 00:52:00, ID: 1800268-04 WI-AF-SB612-0001-0118 1.32, Description: WI-AF-SB612-0001-0118

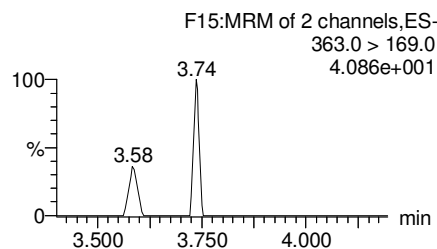
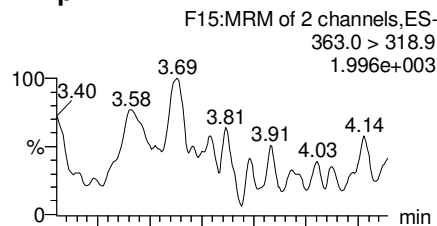
PFBS



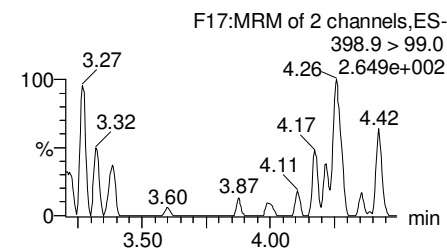
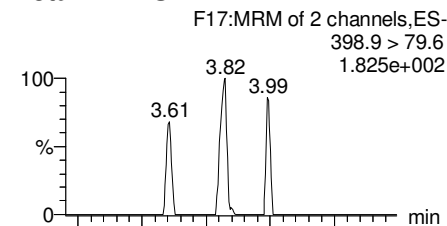
PFHxA



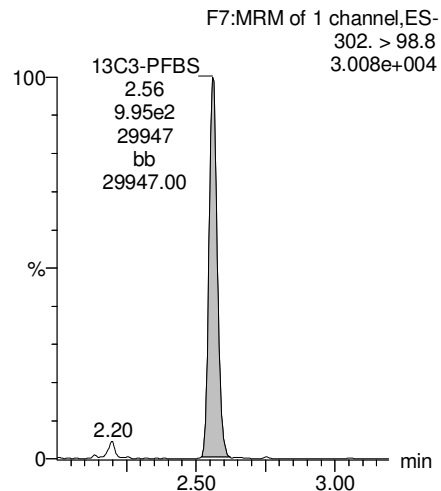
PFHpA



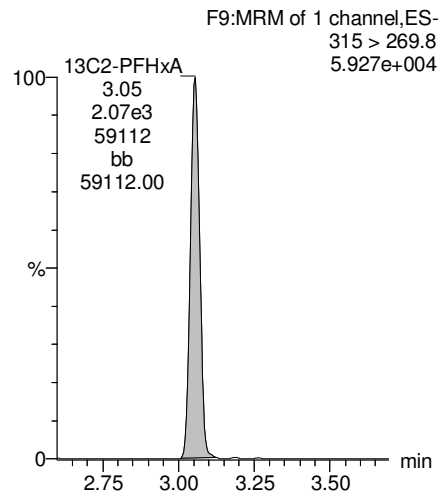
Total PFHxS



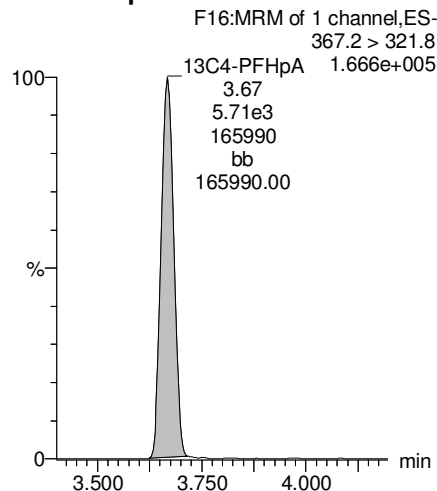
13C3-PFBS



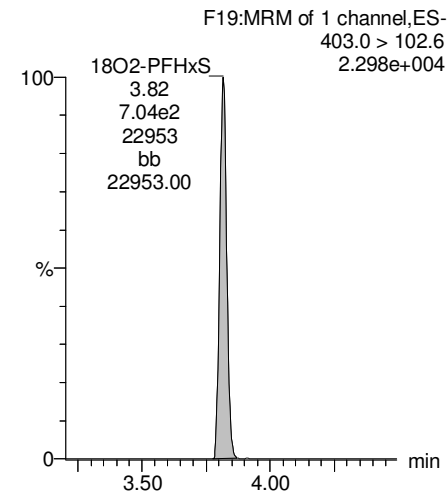
13C2-PFHxA



13C4-PFHpA



18O2-PFHxS



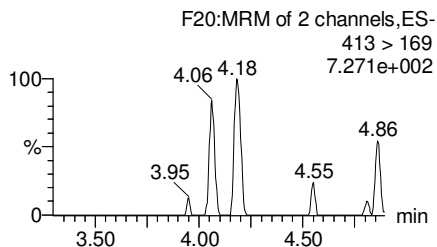
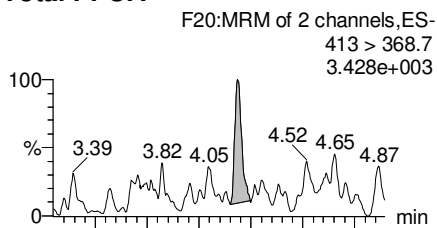
Dataset: Z:\Projects\PFAS.PRO\Results\180221M1\180221M1-52.qld

Last Altered: Sunday, February 25, 2018 14:08:35 Pacific Standard Time

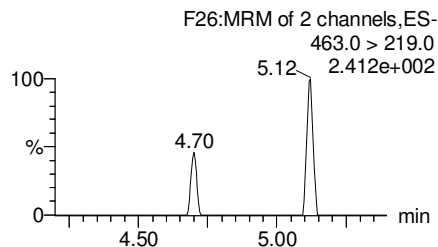
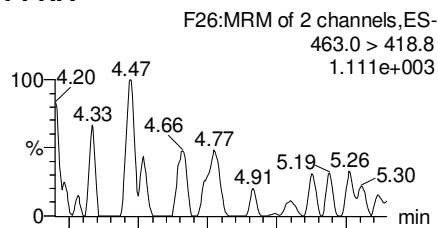
Printed: Sunday, February 25, 2018 14:09:15 Pacific Standard Time

Name: 180221M1_52, Date: 22-Feb-2018, Time: 00:52:00, ID: 1800268-04 WI-AF-SB612-0001-0118 1.32, Description: WI-AF-SB612-0001-0118

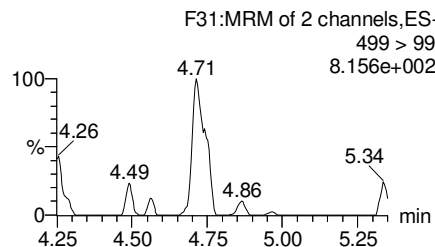
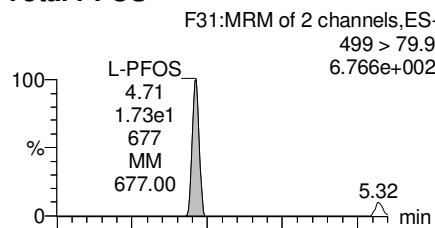
Total PFOA



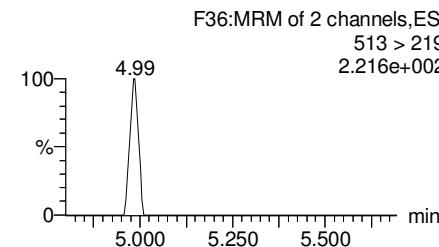
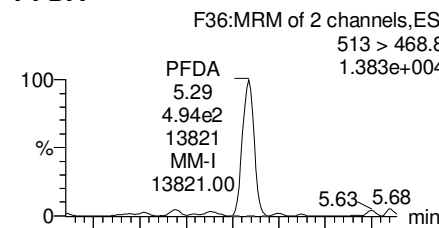
PFNA



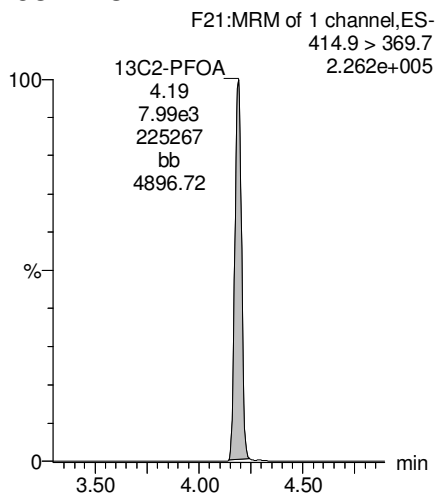
Total PFOS



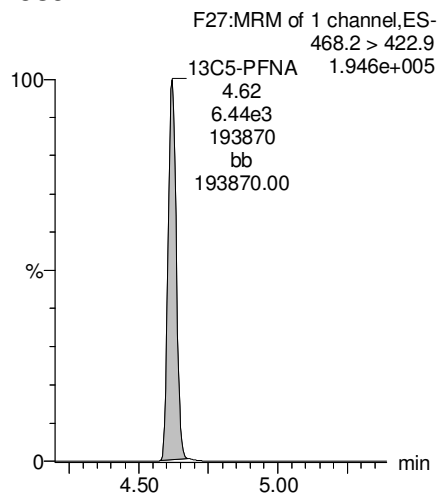
PFDA



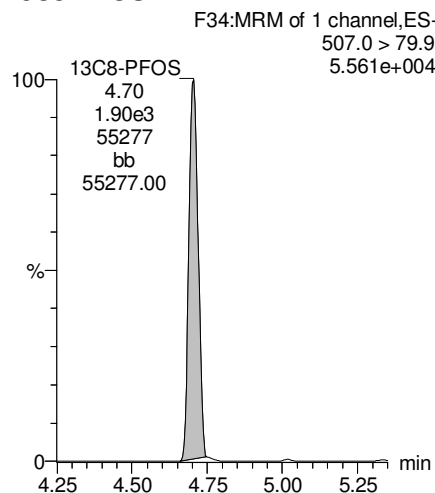
13C2-PFOA



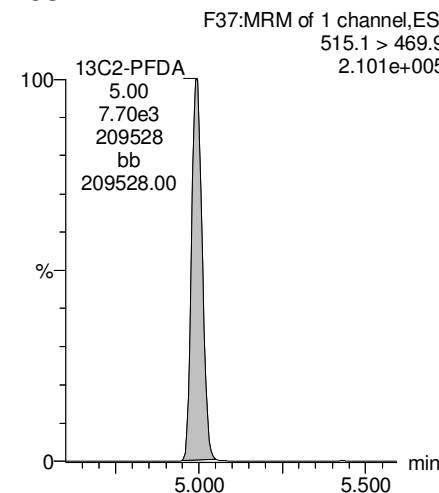
13C5-PFNA



13C8-PFOS



13C2-PFDA



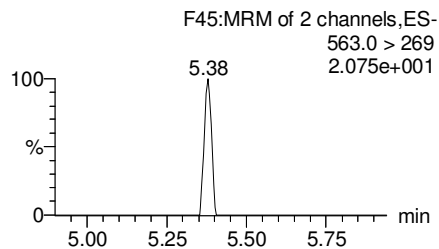
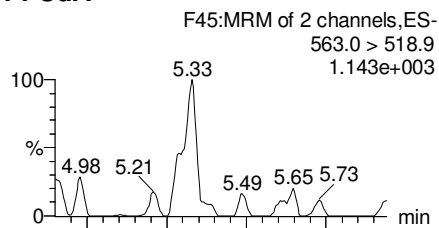
Dataset: Z:\Projects\PFAS.PRO\Results\180221M1\180221M1-52.qld

Last Altered: Sunday, February 25, 2018 14:08:35 Pacific Standard Time

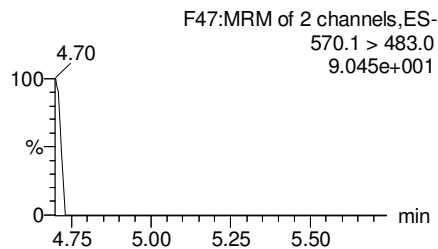
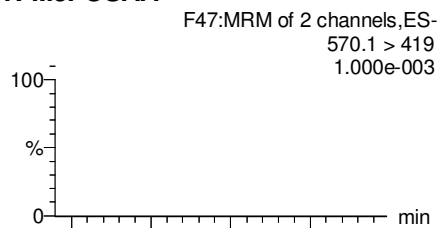
Printed: Sunday, February 25, 2018 14:09:15 Pacific Standard Time

Name: 180221M1_52, Date: 22-Feb-2018, Time: 00:52:00, ID: 1800268-04 WI-AF-SB612-0001-0118 1.32, Description: WI-AF-SB612-0001-0118

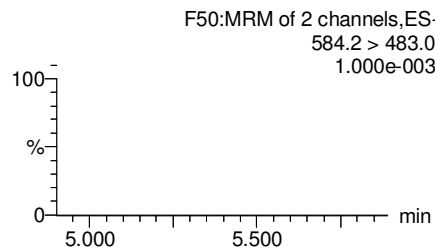
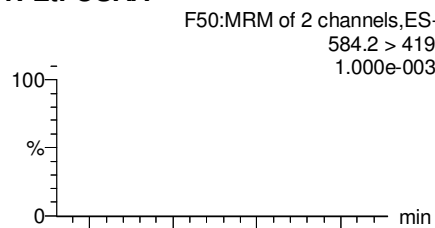
PFUdA



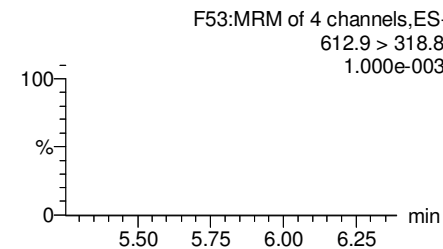
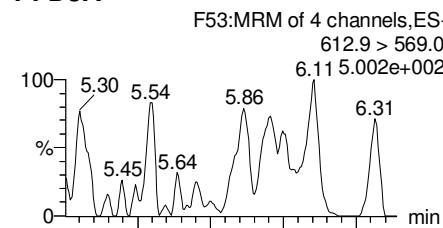
N-MeFOSAA



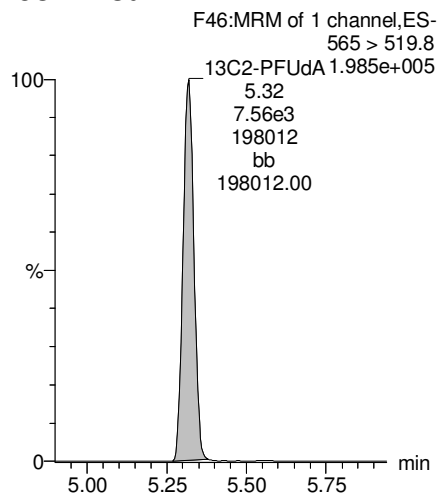
N-EtFOSAA



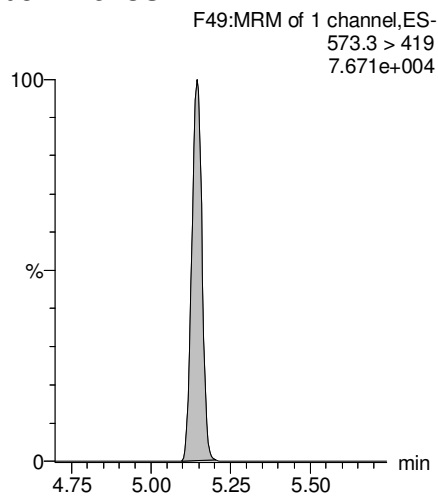
PFDaA



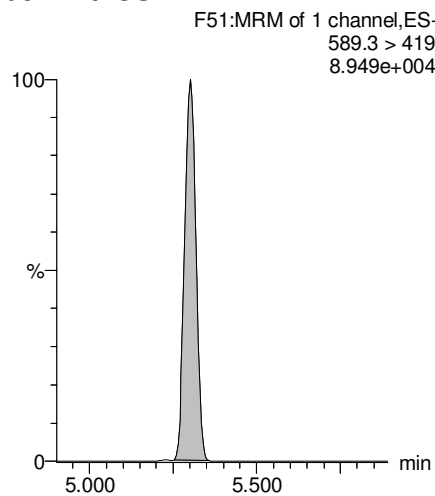
13C2-PFUdA



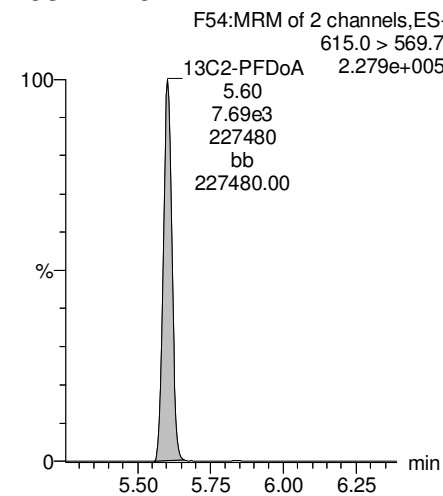
d3-N-MeFOSAA



d5-N-EtFOSAA



13C2-PFDaA



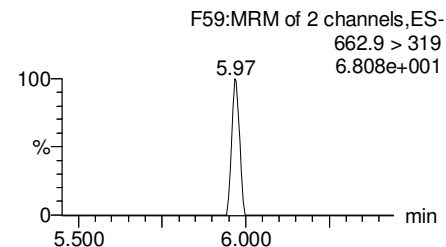
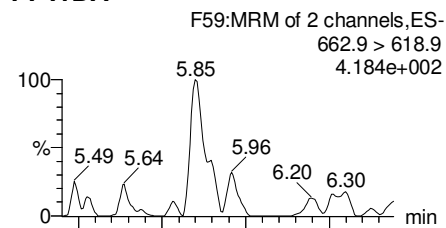
Dataset: Z:\Projects\PFAS.PRO\Results\180221M1\180221M1-52.qld

Last Altered: Sunday, February 25, 2018 14:08:35 Pacific Standard Time

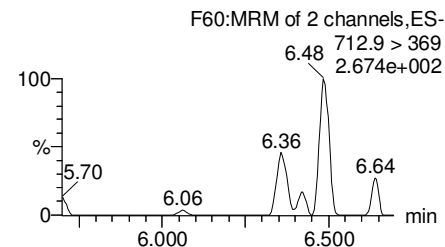
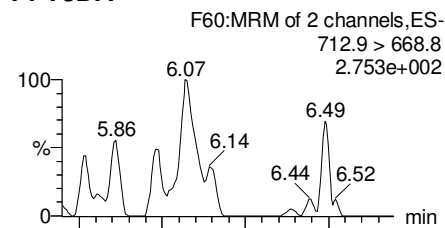
Printed: Sunday, February 25, 2018 14:09:15 Pacific Standard Time

Name: 180221M1_52, Date: 22-Feb-2018, Time: 00:52:00, ID: 1800268-04 WI-AF-SB612-0001-0118 1.32, Description: WI-AF-SB612-0001-0118

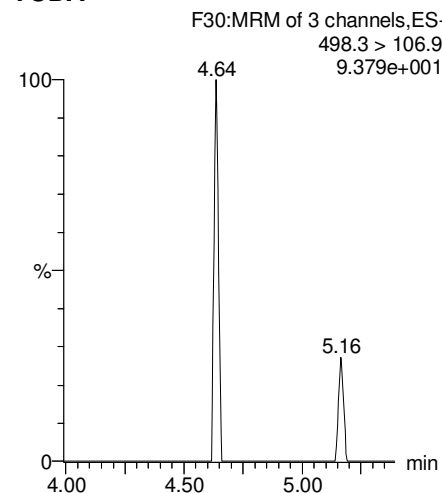
PFTrDA



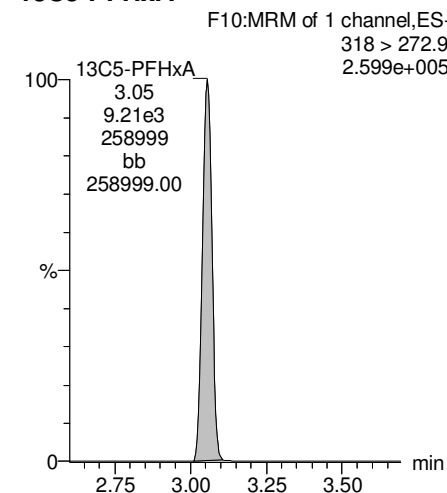
PFTeDA



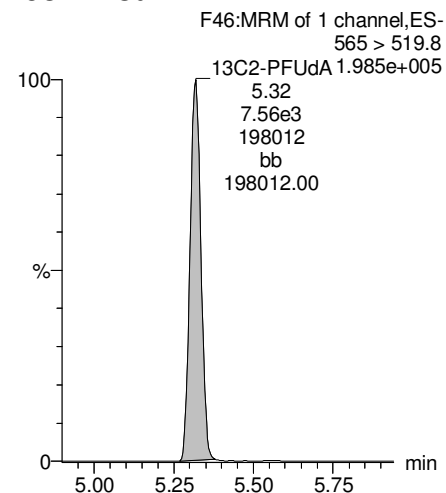
TCDA



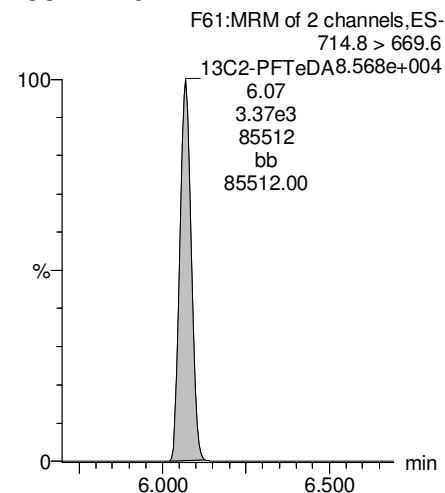
13C5-PFHxA



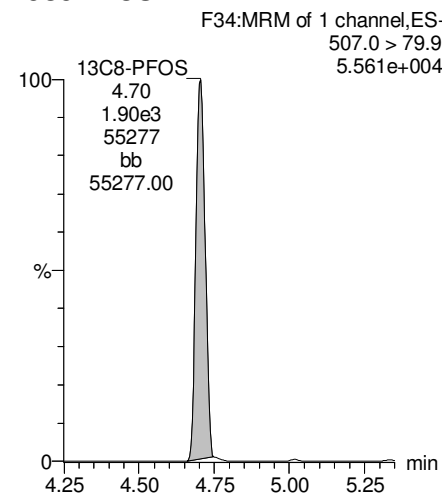
13C2-PFUdA



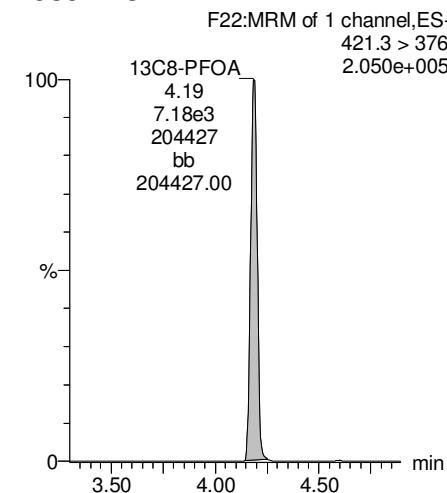
13C2-PFTeDA



13C8-PFOS



13C8-PFOA

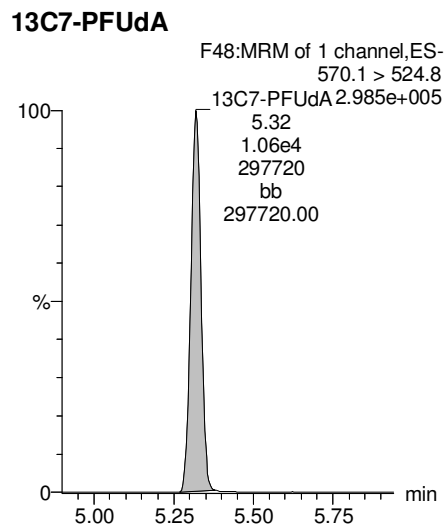
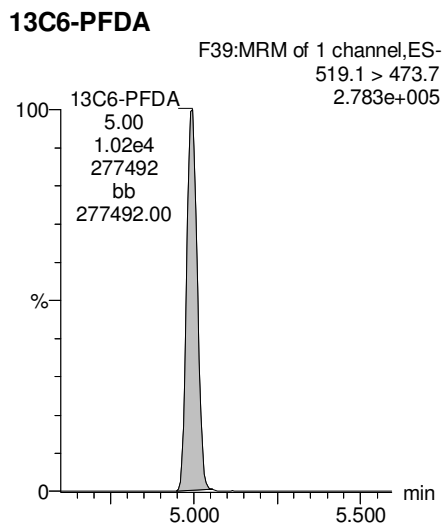
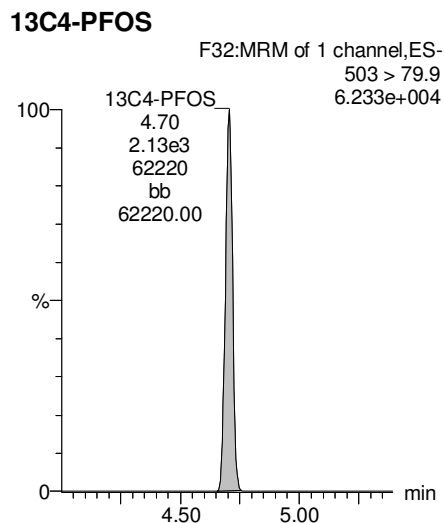
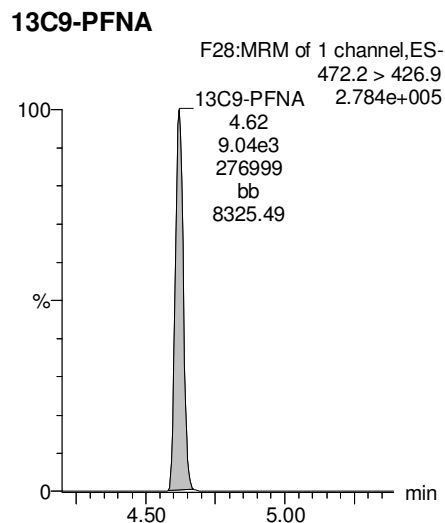
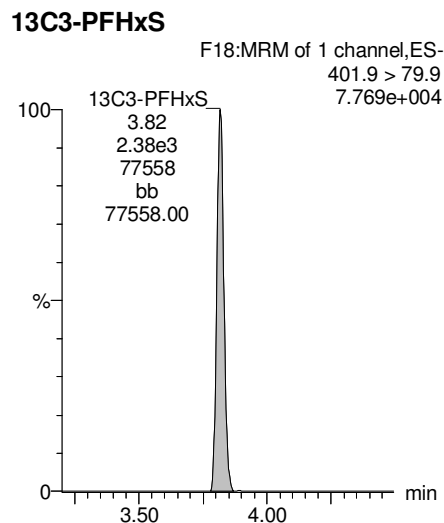


Dataset: Z:\Projects\PFAS.PRO\Results\180221M1\180221M1-52.qld

Last Altered: Sunday, February 25, 2018 14:08:35 Pacific Standard Time

Printed: Sunday, February 25, 2018 14:09:15 Pacific Standard Time

Name: 180221M1_52, Date: 22-Feb-2018, Time: 00:52:00, ID: 1800268-04 WI-AF-SB612-0001-0118 1.32, Description: WI-AF-SB612-0001-0118



Dataset: F:\Projects\PFAS.PRO\Results\180222M1\180222M1-18.qld

Last Altered: Monday, February 26, 2018 13:04:25 Pacific Standard Time

Printed: Monday, February 26, 2018 13:05:04 Pacific Standard Time

Method: F:\Projects\PFAS.PRO\MethDB\PFAS_FULL_80C_022218.mdb 23 Feb 2018 08:58:55

Calibration: F:\Projects\PFAS.PRO\CurveDB\C18_VAL-PFAS_Q4_02-22-18-FULL.cdb 23 Feb 2018 10:57:03

Name: 180222M1_18, Date: 22-Feb-2018, Time: 17:42:12, ID: 1800268-05 WI-AF-SB612-0204-0118 1.25, Description: WI-AF-SB612-0204-0118

	# Name	Trace	Area	IS Area	Wt./Vol.	RRF	Pred.RT	RT	y Axis Resp.	Conc.	%Rec
1	3 PFBS	299.0 > 79.7		1.19e3	0.972		2.60				
2	5 PFHxA	313.2 > 268.9		2.67e3	0.972		3.19				
3	7 PFHpA	363.0 > 318.9		6.06e3	0.972		3.81				
4	8 L-PFHxS	398.9 > 79.6		8.84e2	0.972		3.85				
5	11 L-PFOA	413 > 368.7	1.58e2	8.49e3	0.972		4.22	4.16	0.232	0.1580	
6	14 PFNA	463.0 > 418.8		6.54e3	0.972		4.76				
7	16 L-PFOS	499 > 79.9		2.61e3	0.972		4.74				
8	18 PFDA	513 > 468.8		7.83e3	0.972		5.14				
9	21 N-MeFOSAA	570.1 > 419		2.88e3	0.972		5.29				
10	22 N-EtFOSAA	584.2 > 419		2.93e3	0.972		5.45				
11	23 PFUdA	563.0 > 518.9		8.37e3	0.972		5.46				

Dataset: F:\Projects\PFAS.PRO\Results\180222M1\180222M1-18.qld

Last Altered: Monday, February 26, 2018 13:04:25 Pacific Standard Time

Printed: Monday, February 26, 2018 13:05:12 Pacific Standard Time

Method: F:\Projects\PFAS.PRO\MethDB\PFAS_FULL_80C_022218.mdb 23 Feb 2018 08:58:55

Calibration: F:\Projects\PFAS.PRO\CurveDB\C18_VAL-PFAS_Q4_02-22-18-FULL.cdb 23 Feb 2018 10:57:03

Name: 180222M1_18, Date: 22-Feb-2018, Time: 17:42:12, ID: 1800268-05 WI-AF-SB612-0204-0118 1.25, Description: WI-AF-SB612-0204-0118

#	Name	Trace	Area	IS Area	Wt./Vol.	RRF	Pred.RT	RT	y Axis Resp.	Conc.	%Rec	
1	25	PFDa	612.9 > 569.0	6.78e3	0.972		5.74					
2	27	PFTDA	662.9 > 618.9	6.78e3	0.972		5.98					
3	28	PFTeDA	712.9 > 668.8	3.71e3	0.972		6.20					
4	36	13C3-PFBS	302. > 98.8	1.19e3	9.30e3	0.972	0.120	2.69	2.53	1.60	13.7047	106.5
5	37	13C2-PFHxA	315 > 269.8	2.67e3	9.30e3	0.972	0.760	3.19	3.02	3.58	4.8531	94.3
6	38	13C4-PFHpA	367.2 > 321.8	6.06e3	9.30e3	0.972	0.729	3.81	3.63	8.14	11.4876	89.3
7	39	18O2-PFHxS	403.0 > 102.6	8.84e2	2.41e3	0.972	0.367	3.96	3.78	4.60	12.8908	100.2
8	40	13C2-PFOA	414.9 > 369.7	8.49e3	8.42e3	0.972	1.225	4.33	4.15	12.6	10.5968	82.4
9	41	13C5-PFNA	468.2 > 422.9	6.54e3	9.23e3	0.972	0.936	4.76	4.59	8.85	9.7325	75.7
10	42	13C8-PFOA	506.1 > 77.7	1.19e3	9.49e3	0.972	0.235	4.83	4.64	1.57	6.8760	53.4
11	43	13C8-PFOS	507.0 > 79.9	2.61e3	2.33e3	0.972	1.018	4.84	4.67	14.0	14.1422	109.9
12	44	13C2-PFDA	515.1 > 469.9	7.83e3	8.05e3	0.972	0.977	5.14	4.96	12.2	12.8043	99.5
13	45	d3-N-MeFOSAA	573.3 > 419	2.88e3	9.49e3	0.972	0.405	5.29	5.11	3.80	9.6627	75.1
14	46	d5-N-EtFOSAA	589.3 > 419	2.93e3	9.49e3	0.972	0.419	5.45	5.26	3.86	9.4931	73.8
15	47	13C2-PFUdA	565 > 519.8	8.37e3	9.49e3	0.972	1.045	5.46	5.28	11.0	10.8614	84.4
16	48	13C2-PFDoA	615.0 > 569.7	6.78e3	9.49e3	0.972	0.832	5.74	5.57	8.93	11.0448	85.9
17	49	d3-N-MeFOSA	515.2 > 168.9		9.49e3	0.972	0.109	5.84				
18	50	13C2-PFTeDA	714.8 > 669.6	3.71e3	9.49e3	0.972	0.313	6.20	6.04	4.89	16.0479	124.7
19	51	d5-N-ETFOSA	531.1 > 168.9		9.49e3	0.972	0.160	6.22				
20	52	13C2-PFHxDA	815 > 769.7	2.29e3	9.49e3	0.972	0.648	6.51	6.38	3.02	4.7944	93.2
21	53	d7-N-MeFOSE	623.1 > 58.9		9.49e3	0.972	0.150	6.31				
22	54	d9-N-EtFOSE	639.2 > 58.8		9.49e3	0.972	0.142	6.45				
23	55	13C4-PFBA	217. > 171.8	7.22e3	7.22e3	0.972	1.000	1.46	1.29	12.5	12.8652	100.0
24	56	13C5-PFHxA	318 > 272.9	9.30e3	9.30e3	0.972	1.000	3.19	3.02	12.5	12.8652	100.0
25	57	13C3-PFHxS	401.9 > 79.9	2.41e3	2.41e3	0.972	1.000	3.96	3.78	12.5	12.8652	100.0
26	58	13C8-PFOA	421.3 > 376	8.42e3	8.42e3	0.972	1.000	4.33	4.15	12.5	12.8652	100.0
27	59	13C9-PFNA	472.2 > 426.9	9.23e3	9.23e3	0.972	1.000	4.70	4.59	12.5	12.8652	100.0
28	60	13C4-PFOS	503 > 79.9	2.33e3	2.33e3	0.972	1.000	4.84	4.67	12.5	12.8652	100.0
29	61	13C6-PFDA	519.1 > 473.7	8.05e3	8.05e3	0.972	1.000	5.14	4.96	12.5	12.8652	100.0
30	62	13C7-PFUdA	570.1 > 524.8	9.49e3	9.49e3	0.972	1.000	5.46	5.28	12.5	12.8652	100.0
31	63	Total PFHxS	398.9 > 79.6	0.00e0	8.84e2	0.972		3.85		0.000		
32	64	Total PFOA	413 > 368.7	1.58e2	8.49e3	0.972		4.21		0.232	0.1580	

Dataset: F:\Projects\PFAS.PRO\Results\180222M1\180222M1-18.qld

Last Altered: Monday, February 26, 2018 13:04:25 Pacific Standard Time

Printed: Monday, February 26, 2018 13:05:12 Pacific Standard Time

Name: 180222M1_18, Date: 22-Feb-2018, Time: 17:42:12, ID: 1800268-05 WI-AF-SB612-0204-0118 1.25, Description: WI-AF-SB612-0204-0118

	# Name	Trace	Area	IS Area	Wt./Vol.	RRF	Pred.RT	RT	y Axis Resp.	Conc.	%Rec
33	65 Total PFOS	499 > 79.9	0.00e0	2.61e3	0.972		4.73		0.000		
34	66 Total N-MeFOSAA	570.1 > 419	0.00e0	2.88e3	0.972		5.29		0.000		
35	67 Total N-EtFOSAA	584.2 > 419	0.00e0	2.93e3	0.972		5.45		0.000		

Dataset: F:\Projects\PFAS.PRO\Results\180222M1\180222M1-18.qld

Last Altered: Monday, February 26, 2018 13:04:25 Pacific Standard Time

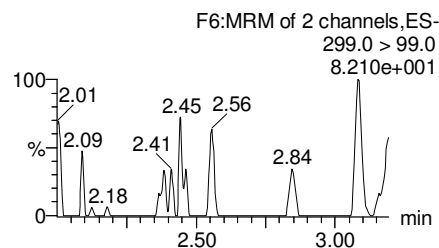
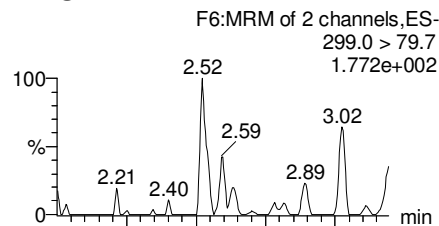
Printed: Monday, February 26, 2018 13:05:12 Pacific Standard Time

Method: F:\Projects\PFAS.PRO\MethDB\PFAS_FULL_80C_022218.mdb 23 Feb 2018 08:58:55


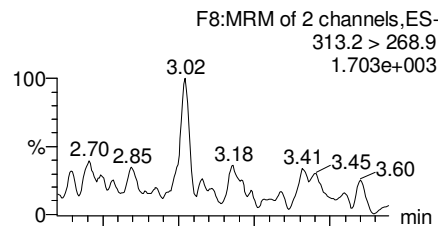
Calibration: F:\Projects\PFAS.PRO\CurveDB\C18_VAL-PFAS_Q4_02-22-18-FULL.cdb 23 Feb 2018 10:57:03

Name: 180222M1_18, Date: 22-Feb-2018, Time: 17:42:12, ID: 1800268-05 WI-AF-SB612-0204-0118 1.25, Description: WI-AF-SB612-0204-0118

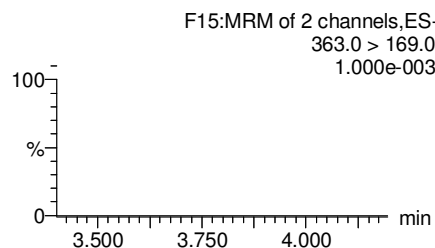
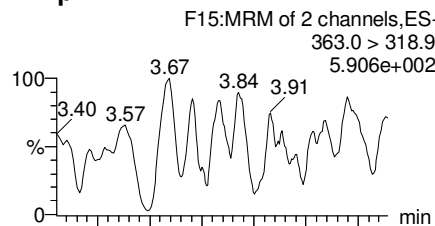
PFBS



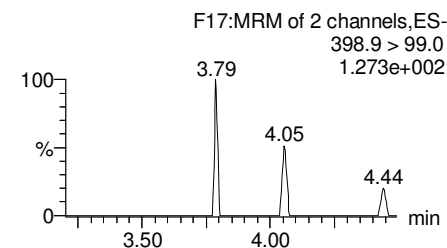
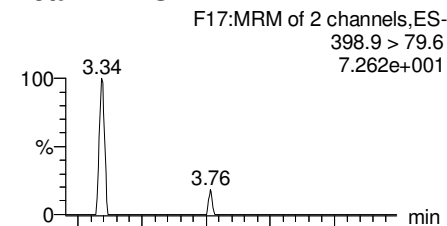
PFHxA



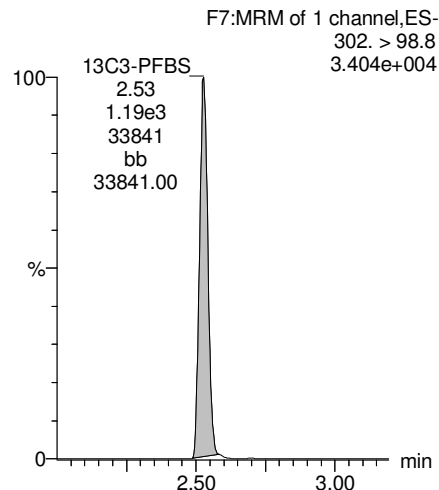
PFHpA



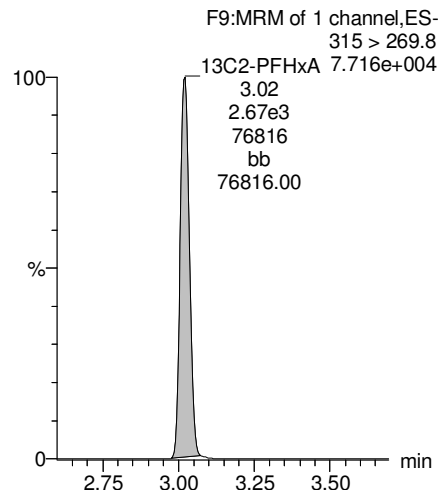
Total PFHxS



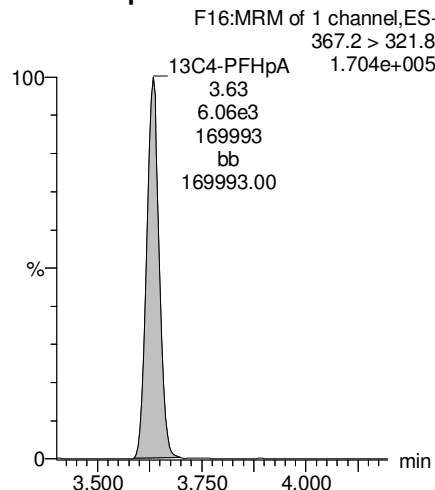
13C3-PFBS



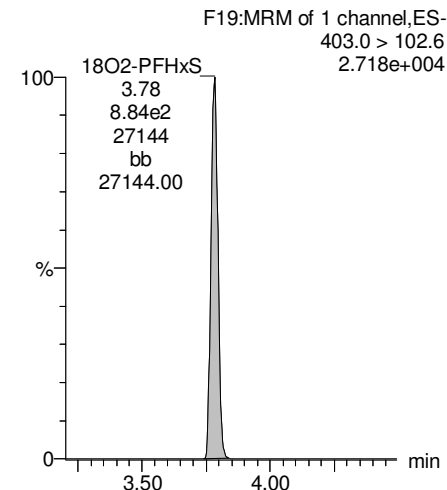
13C2-PFHxA



13C4-PFHpA



18O2-PFHxS



Dataset: F:\Projects\PFAS.PRO\Results\180222M1\180222M1-18.qld

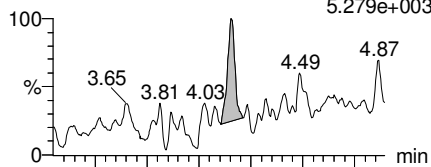
Last Altered: Monday, February 26, 2018 13:04:25 Pacific Standard Time

Printed: Monday, February 26, 2018 13:05:12 Pacific Standard Time

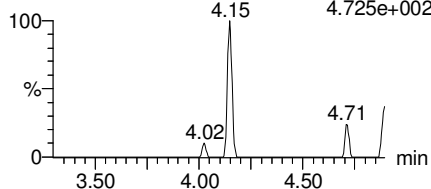
Name: 180222M1_18, Date: 22-Feb-2018, Time: 17:42:12, ID: 1800268-05 WI-AF-SB612-0204-0118 1.25, Description: WI-AF-SB612-0204-0118

Total PFOA

F20:MRM of 2 channels,ES-
413 > 368.7
5.279e+003

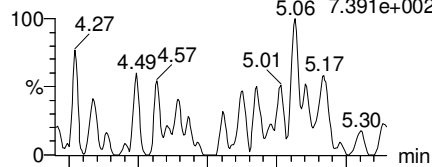


F20:MRM of 2 channels,ES-
413 > 169
4.725e+002

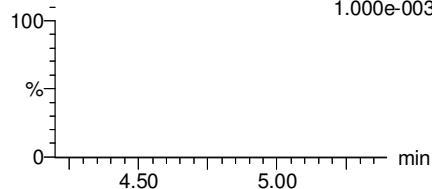


PFNA

F26:MRM of 2 channels,ES-
463.0 > 418.8
7.391e+002




F26:MRM of 2 channels,ES-
463.0 > 219.0
1.000e-003

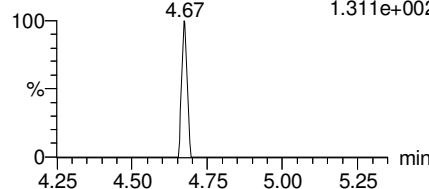


Total PFOS

F31:MRM of 2 channels,ES-
499 > 79.9
1.000e-003

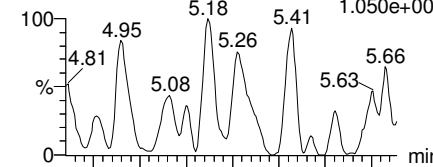


F31:MRM of 2 channels,ES-
499 > 99
1.311e+002

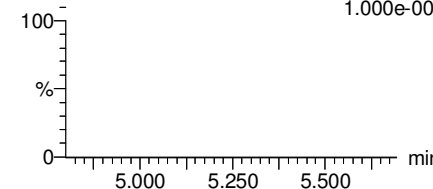


PFDA

F36:MRM of 2 channels,ES-
513 > 468.8
1.050e+003

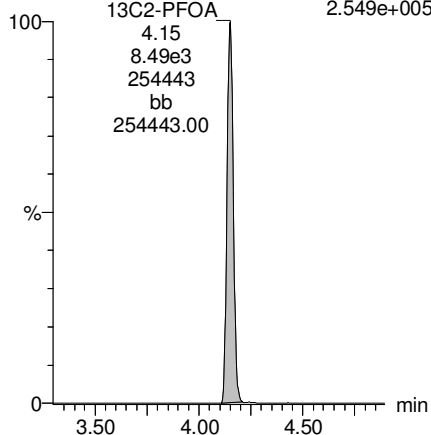


F36:MRM of 2 channels,ES-
513 > 219
1.000e-003



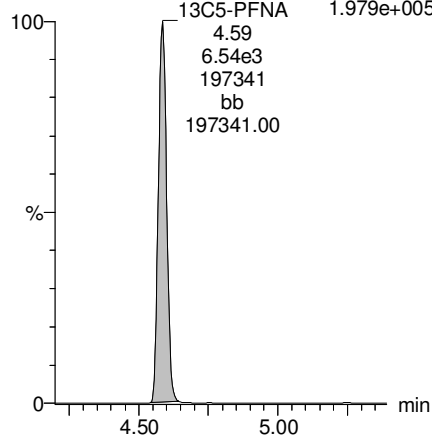
13C2-PFOA

F21:MRM of 1 channel,ES-
414.9 > 369.7
2.549e+005



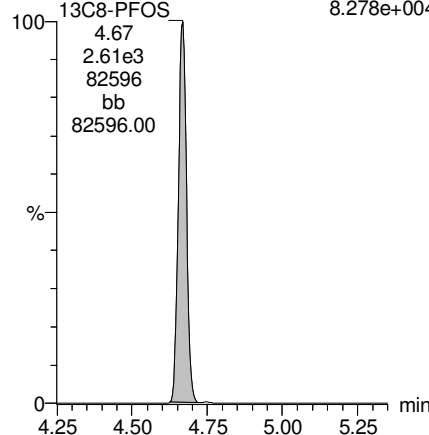
13C5-PFNA

F27:MRM of 1 channel,ES-
468.2 > 422.9
1.979e+005



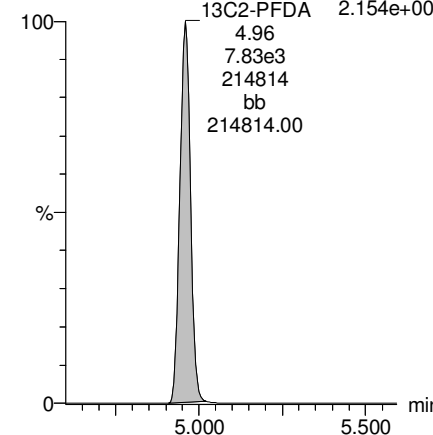
13C8-PFOS

F34:MRM of 1 channel,ES-
507.0 > 79.9
8.278e+004



13C2-PFDA

F37:MRM of 1 channel,ES-
515.1 > 469.9
2.154e+005



Dataset: F:\Projects\PFAS.PRO\Results\180222M1\180222M1-18.qld

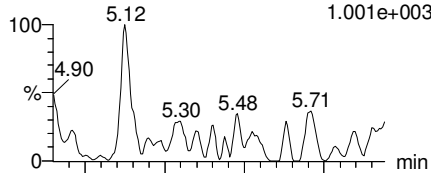
Last Altered: Monday, February 26, 2018 13:04:25 Pacific Standard Time

Printed: Monday, February 26, 2018 13:05:12 Pacific Standard Time

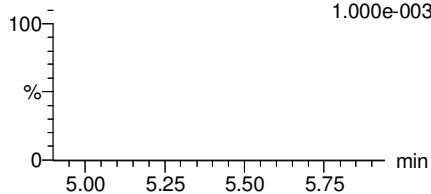
Name: 180222M1_18, Date: 22-Feb-2018, Time: 17:42:12, ID: 1800268-05 WI-AF-SB612-0204-0118 1.25, Description: WI-AF-SB612-0204-0118

PFUdA

F45:MRM of 2 channels,ES-
563.0 > 518.9
1.001e+003

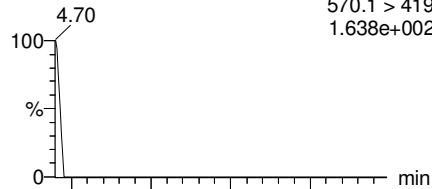


F45:MRM of 2 channels,ES-
563.0 > 269
1.000e-003

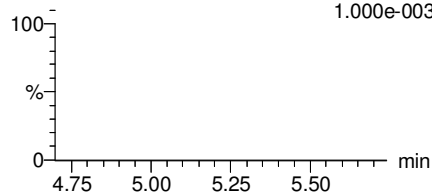


N-MeFOSAA

F47:MRM of 2 channels,ES-
570.1 > 419
1.638e+002

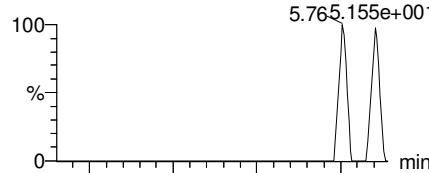


F47:MRM of 2 channels,ES-
570.1 > 483.0
1.000e-003

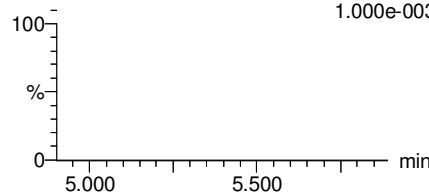


N-EtFOSAA

F50:MRM of 2 channels,ES-
584.2 > 419
5.765.155e+001

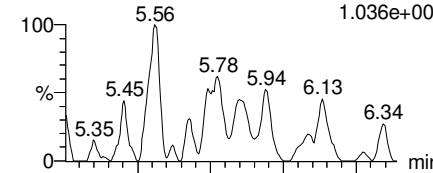


F50:MRM of 2 channels,ES-
584.2 > 483.0
1.000e-003

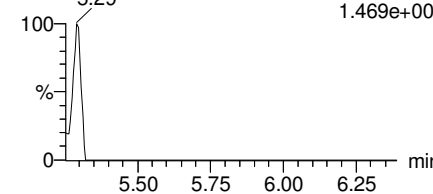


PFDaA

F53:MRM of 4 channels,ES-
612.9 > 569.0
1.036e+003

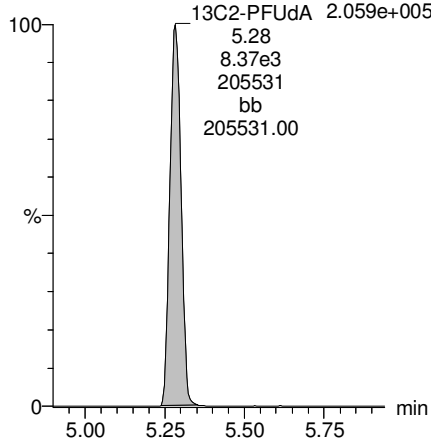


F53:MRM of 4 channels,ES-
612.9 > 318.8
1.469e+002



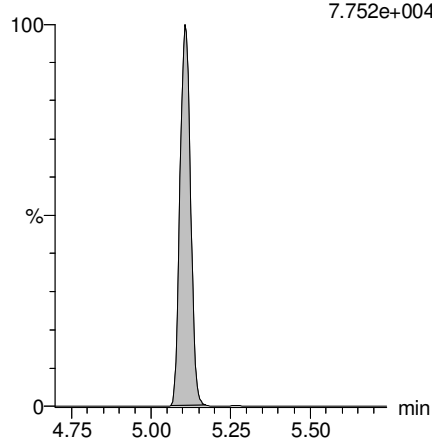
13C2-PFUdA

F46:MRM of 1 channel,ES-
565 > 519.8
2.059e+005



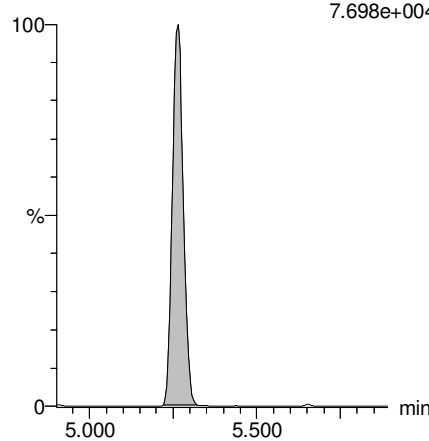
d3-N-MeFOSAA

F49:MRM of 1 channel,ES-
573.3 > 419
7.752e+004



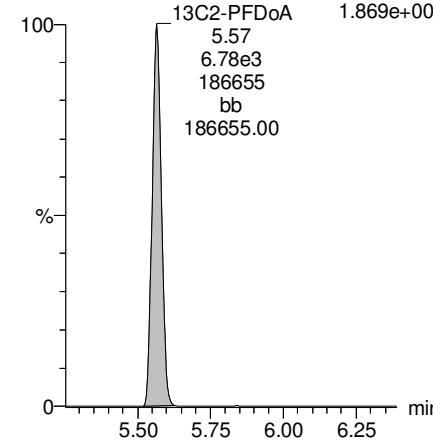
d5-N-EtFOSAA

F51:MRM of 1 channel,ES-
589.3 > 419
7.698e+004



13C2-PFDaA

F54:MRM of 2 channels,ES-
615.0 > 569.7
1.869e+005



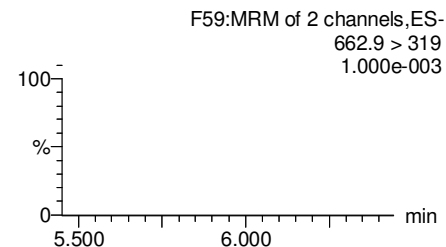
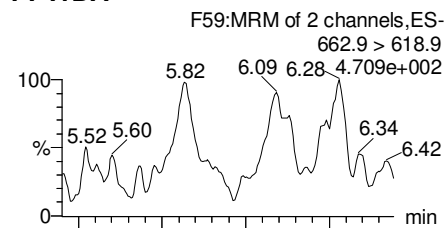
Dataset: F:\Projects\PFAS.PRO\Results\180222M1\180222M1-18.qld

Last Altered: Monday, February 26, 2018 13:04:25 Pacific Standard Time

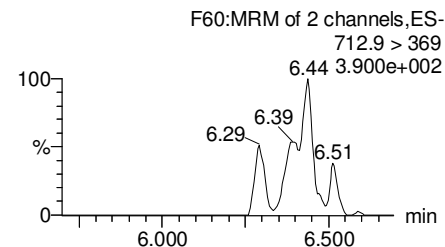
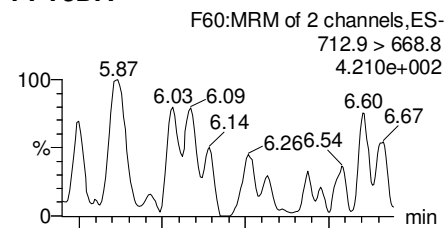
Printed: Monday, February 26, 2018 13:05:12 Pacific Standard Time

Name: 180222M1_18, Date: 22-Feb-2018, Time: 17:42:12, ID: 1800268-05 WI-AF-SB612-0204-0118 1.25, Description: WI-AF-SB612-0204-0118

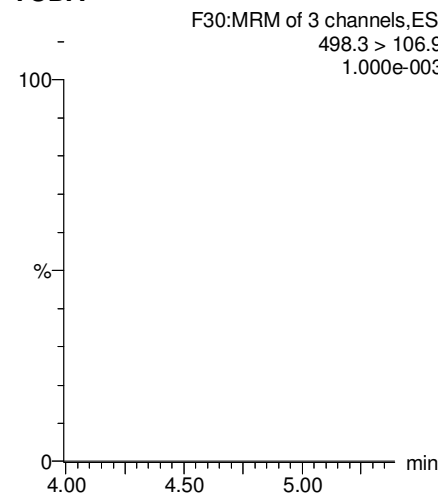
PFTrDA



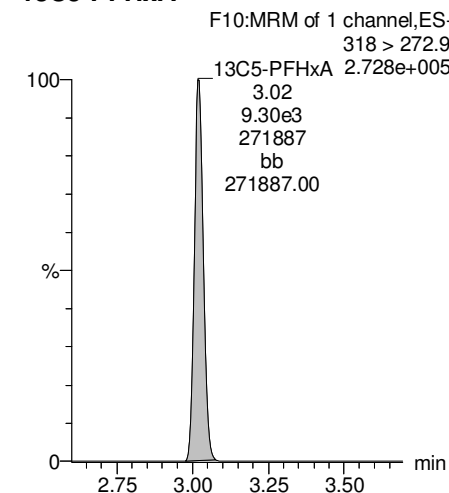
PFTeDA



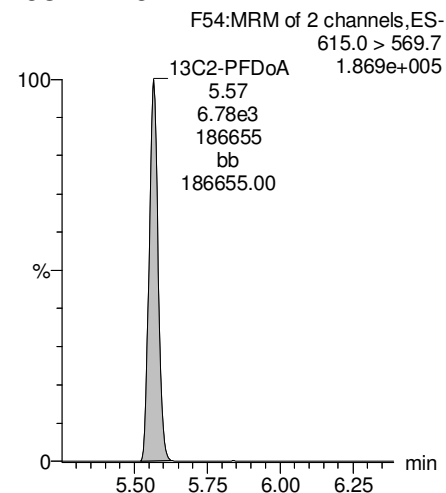
TCDA



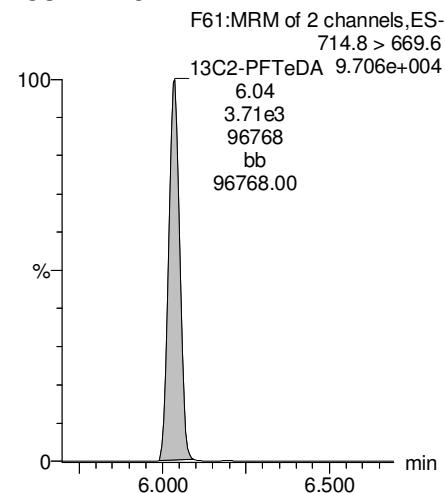
13C5-PFHxA



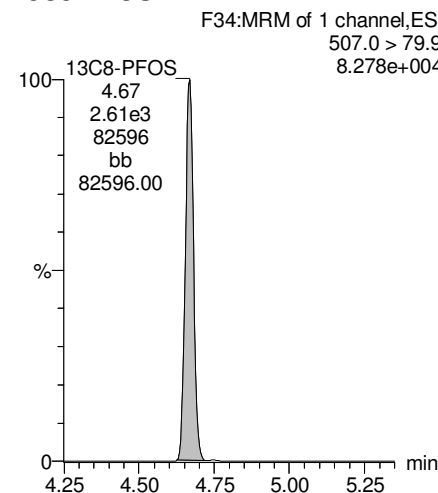
13C2-PFDoA



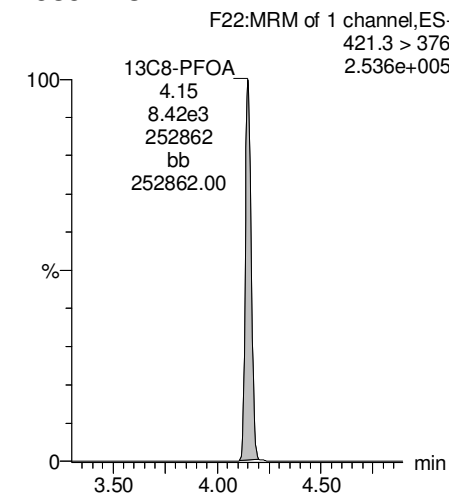
13C2-PFTeDA



13C8-PFOS



13C8-PFOA



Dataset: F:\Projects\PFAS.PRO\Results\180222M1\180222M1-18.qld

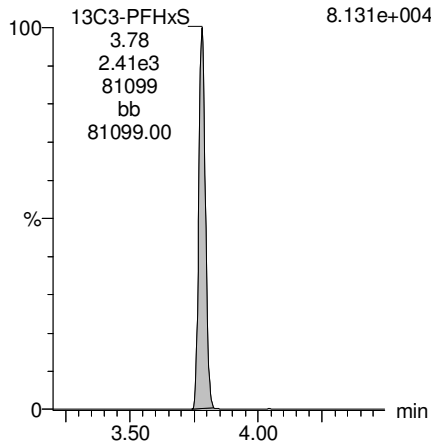
Last Altered: Monday, February 26, 2018 13:04:25 Pacific Standard Time

Printed: Monday, February 26, 2018 13:05:12 Pacific Standard Time

Name: 180222M1_18, Date: 22-Feb-2018, Time: 17:42:12, ID: 1800268-05 WI-AF-SB612-0204-0118 1.25, Description: WI-AF-SB612-0204-0118

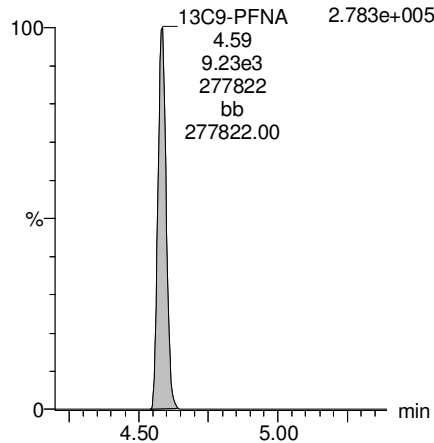
13C3-PFHxS

F18:MRM of 1 channel,ES-
401.9 > 79.9
8.131e+004



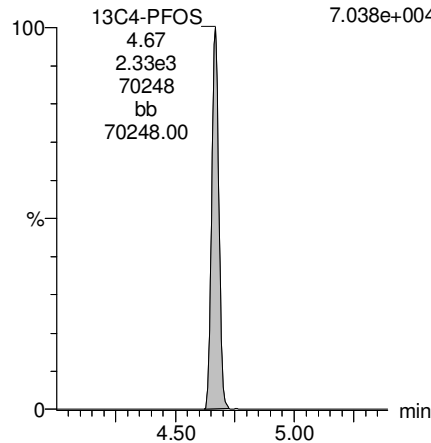
13C9-PFNA

F28:MRM of 1 channel,ES-
472.2 > 426.9
2.783e+005



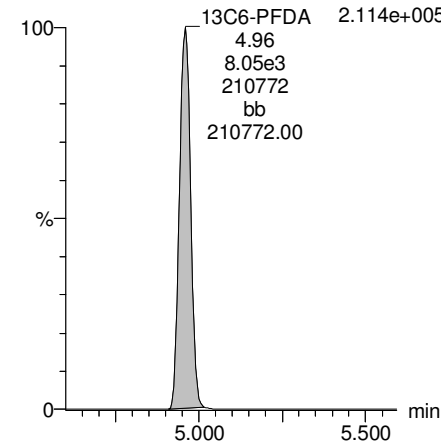
13C4-PFOS

F32:MRM of 1 channel,ES-
503 > 79.9
7.038e+004



13C6-PFDA

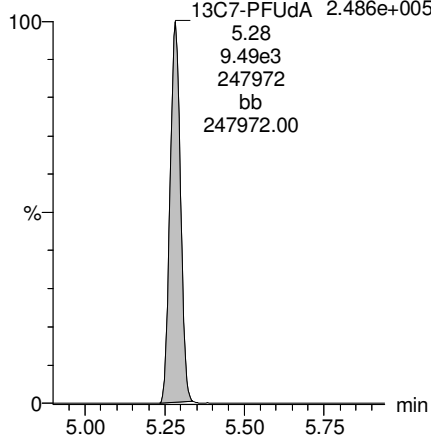
F39:MRM of 1 channel,ES-
519.1 > 473.7
2.114e+005



13C7-PFUdA

F48:MRM of 1 channel,ES-
570.1 > 524.8

13C7-PFUdA 2.486e+005
5.28
9.49e3
247972
bb
247972.00



Vista Analytical Laboratory

Dataset: Z:\Projects\PFAS.PRO\Results\180221M1\180221M1-54.qld

Last Altered: Sunday, February 25, 2018 14:12:10 Pacific Standard Time

Printed: Sunday, February 25, 2018 14:13:04 Pacific Standard Time

Method: Z:\Projects\PFAS.PRO\MethDB\PFAS_FULL_80C_022118.mdb 22 Feb 2018 10:27:20

Calibration: Z:\Projects\PFAS.PRO\CurveDB\C18_VAL-PFAS_Q4_02-21-18-FULL.cdb 22 Feb 2018 11:04:24

Name: 180221M1_54, Date: 22-Feb-2018, Time: 01:14:54, ID: 1800268-06 WI-AF-SB612-04H05H-0118 1.47, Description: WI-AF-SB612-04H05H-0118

	# Name	Trace	Area	IS Area	Wt./Vol.	RRF	Pred.RT	RT	y Axis Resp.	Conc.	%Rec
1	3 PFBS	299.0 > 79.7		1.20e3	1.05		2.60				
2	5 PFHxA	313.2 > 268.9		2.29e3	1.05		3.19				
3	7 PFHpA	363.0 > 318.9		6.12e3	1.05		3.81				
4	8 L-PFHxS	398.9 > 79.6	3.23e-1	9.08e2	1.05		3.85	3.82	0.00445	0.0569	
5	11 L-PFOA	413 > 368.7	9.41e1	9.65e3	1.05		4.22	4.19	0.122	0.0576	
6	14 PFNA	463.0 > 418.8		7.04e3	1.05		4.76				
7	16 L-PFOS	499 > 79.9		2.47e3	1.05		4.74				
8	18 PFDA	513 > 468.8		8.57e3	1.05		5.14				
9	21 N-MeFOSAA	570.1 > 419		3.37e3	1.05		5.29				
10	22 N-EtFOSAA	584.2 > 419		3.83e3	1.05		5.45				

Dataset: Z:\Projects\PFAS.PRO\Results\180221M1\180221M1-54.qld

Last Altered: Sunday, February 25, 2018 14:12:10 Pacific Standard Time

Printed: Sunday, February 25, 2018 14:13:23 Pacific Standard Time

Method: Z:\Projects\PFAS.PRO\MethDB\PFAS_FULL_80C_022118.mdb 22 Feb 2018 10:27:20

Calibration: Z:\Projects\PFAS.PRO\CurveDB\C18_VAL-PFAS_Q4_02-21-18-FULL.cdb 22 Feb 2018 11:04:24

Name: 180221M1_54, Date: 22-Feb-2018, Time: 01:14:54, ID: 1800268-06 WI-AF-SB612-04H05H-0118 1.47, Description: WI-AF-SB612-04H05H-0118

#	Name	Trace	Area	IS Area	Wt./Vol.	RRF	Pred.RT	RT	y Axis Resp.	Conc.	%Rec
1	23	PFUdA	563.0 > 518.9		1.06e4	1.05		5.46			
2	25	PFDoA	612.9 > 569.0		9.10e3	1.05		5.74			
3	27	PFTTrDA	662.9 > 618.9		1.06e4	1.05		5.98			
4	28	PFTeDA	712.9 > 668.8		5.42e3	1.05		6.20			
5	36	13C3-PFBS	302. > 98.8	1.20e3	9.47e3	1.05	0.121	2.69	2.57	1.58	12.4587
6	37	13C2-PFHxA	315 > 269.8	2.29e3	9.47e3	1.05	0.719	3.19	3.06	3.02	3.9947
7	38	13C4-PFHpA	367.2 > 321.8	6.12e3	9.47e3	1.05	0.722	3.81	3.68	8.08	10.6352
8	39	18O2-PFHxS	403.0 > 102.6	9.08e2	2.64e3	1.05	0.376	3.96	3.82	4.29	10.8418
9	40	13C2-PFOA	414.9 > 369.7	9.65e3	9.19e3	1.05	1.32	4.33	4.19	13.1	9.4302
10	41	13C5-PFNA	468.2 > 422.9	7.04e3	8.55e3	1.05	0.928	4.76	4.63	10.3	10.5354
11	42	13C8-PFOA	506.1 > 77.7	1.34e3	1.06e4	1.05	0.235	4.83	4.69	1.58	6.3927
12	43	13C8-PFOS	507.0 > 79.9	2.47e3	2.52e3	1.05	1.03	4.84	4.71	12.3	11.3506
13	44	13C2-PFDA	515.1 > 469.9	8.57e3	1.09e4	1.05	1.02	5.14	5.00	9.81	9.1694
14	45	d3-N-MeFOSAA	573.3 > 419	3.37e3	1.06e4	1.05	0.412	5.29	5.15	3.98	9.1929
15	46	d5-N-EtFOSAA	589.3 > 419	3.83e3	1.06e4	1.05	0.418	5.45	5.31	4.52	10.2852
16	47	13C2-PFUdA	565 > 519.8	1.06e4	1.06e4	1.05	1.06	5.46	5.32	12.6	11.3109
17	48	13C2-PFDoA	615.0 > 569.7	9.10e3	1.06e4	1.05	0.949	5.74	5.60	10.7	10.7544
18	49	d3-N-MeFOSA	515.2 > 168.9		1.06e4	1.05	0.105	5.84			
19	50	13C2-PFTeDA	714.8 > 669.6	5.42e3	1.06e4	1.05	0.389	6.20	6.07	6.40	15.6405
20	51	d5-N-ETFOSA	531.1 > 168.9		1.06e4	1.05	0.160	6.22			
21	52	13C2-PFHxDA	815 > 769.7	4.23e3	1.06e4	1.05	0.833	6.51	6.41	4.99	5.6969
22	53	d7-N-MeFOSE	623.1 > 58.9		1.06e4	1.05	0.148	6.31			
23	54	d9-N-EtFOSE	639.2 > 58.8		1.06e4	1.05	0.131	6.45			
24	55	13C4-PFBA	217. > 171.8	8.77e3	8.77e3	1.05	1.00	1.46	1.33	12.5	11.8820
25	56	13C5-PFHxA	318 > 272.9	9.47e3	9.47e3	1.05	1.00	3.19	3.06	12.5	11.8820
26	57	13C3-PFHxS	401.9 > 79.9	2.64e3	2.64e3	1.05	1.00	3.96	3.82	12.5	11.8820
27	58	13C8-PFOA	421.3 > 376	9.19e3	9.19e3	1.05	1.00	4.33	4.19	12.5	11.8820
28	59	13C9-PFNA	472.2 > 426.9	8.55e3	8.55e3	1.05	1.00	4.70	4.63	12.5	11.8820
29	60	13C4-PFOS	503 > 79.9	2.52e3	2.52e3	1.05	1.00	4.84	4.71	12.5	11.8820
30	61	13C6-PFDA	519.1 > 473.7	1.09e4	1.09e4	1.05	1.00	5.14	5.00	12.5	11.8820
31	62	13C7-PFUdA	570.1 > 524.8	1.06e4	1.06e4	1.05	1.00	5.46	5.32	12.5	11.8820
32	63	Total PFHxS	398.9 > 79.6	3.23e-1	9.08e2	1.05		3.85		0.00445	0.0569

MSF 2/25/2018

Vista Analytical Laboratory

Dataset: Z:\Projects\PFAS.PRO\Results\180221M1\180221M1-54.qld

Last Altered: Sunday, February 25, 2018 14:12:10 Pacific Standard Time

Printed: Sunday, February 25, 2018 14:13:23 Pacific Standard Time

Name: 180221M1_54, Date: 22-Feb-2018, Time: 01:14:54, ID: 1800268-06 WI-AF-SB612-04H05H-0118 1.47, Description: WI-AF-SB612-04H05H-0118

	# Name	Trace	Area	IS Area	Wt./Vol.	RRF	Pred.RT	RT	y Axis Resp.	Conc.	%Rec
33	64 Total PFOA	413 > 368.7	9.41e1	9.65e3	1.05		4.21		0.122	0.0576	
34	65 Total PFOS	499 > 79.9	0.00e0	2.47e3	1.05		4.73		0.000		
35	66 Total N-MeFOSAA	570.1 > 419	0.00e0	3.37e3	1.05		5.29		0.000		
36	67 Total N-EtFOSAA	584.2 > 419	0.00e0	3.83e3	1.05		5.45		0.000		
37	70 13C2-4:2 FTS	329.2>308.9	2.05e3	9.47e3	1.05	0.307	3.10	2.97	2.71	8.3731	70.5

Dataset: Z:\Projects\PFAS.PRO\Results\180221M1\180221M1-54.qld

Last Altered: Sunday, February 25, 2018 14:12:10 Pacific Standard Time

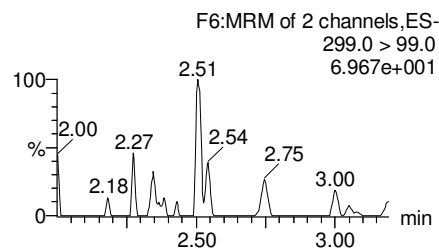
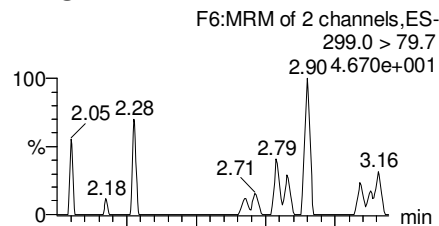
Printed: Sunday, February 25, 2018 14:13:23 Pacific Standard Time

Method: Z:\Projects\PFAS.PRO\MethDB\PFAS_FULL_80C_022118.mdb 22 Feb 2018 10:27:20

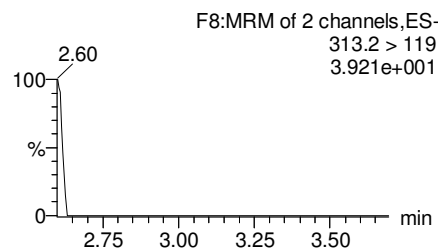
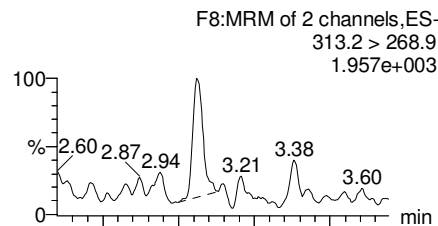
Calibration: Z:\Projects\PFAS.PRO\CurveDB\C18_VAL-PFAS_Q4_02-21-18-FULL.cdb 22 Feb 2018 11:04:24

Name: 180221M1_54, Date: 22-Feb-2018, Time: 01:14:54, ID: 1800268-06 WI-AF-SB612-04H05H-0118 1.47, Description: WI-AF-SB612-04H05H-0118

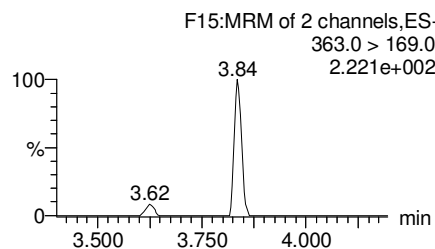
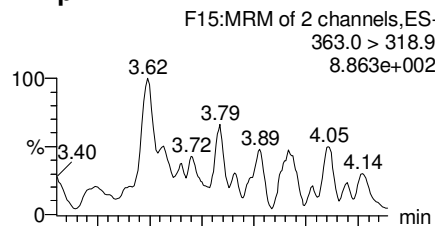
PFBS



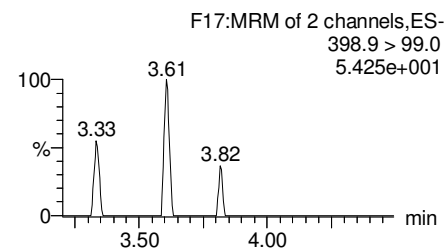
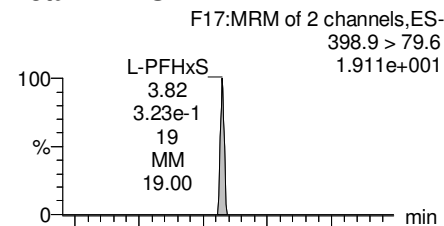
PFHxA



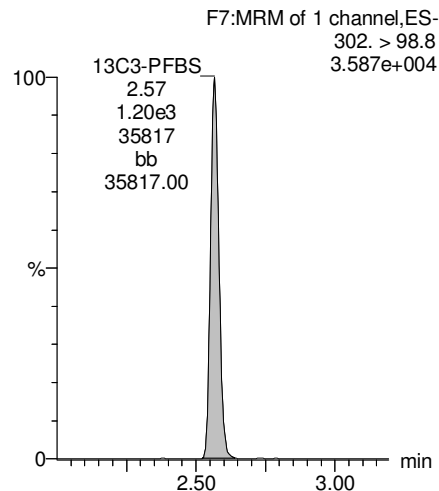
PFHpA



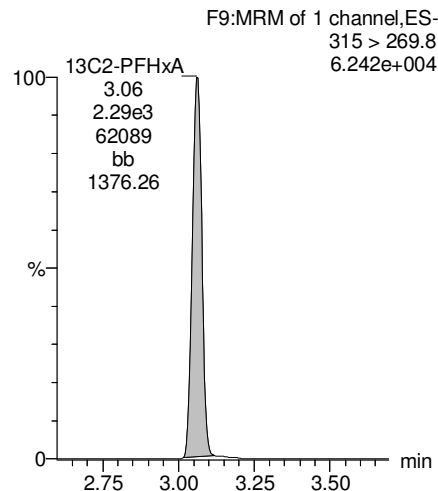
Total PFHxS



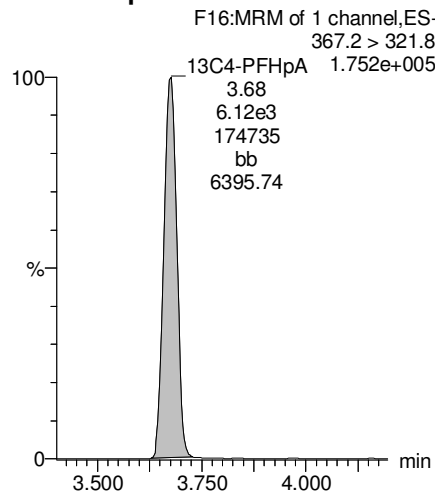
13C3-PFBS



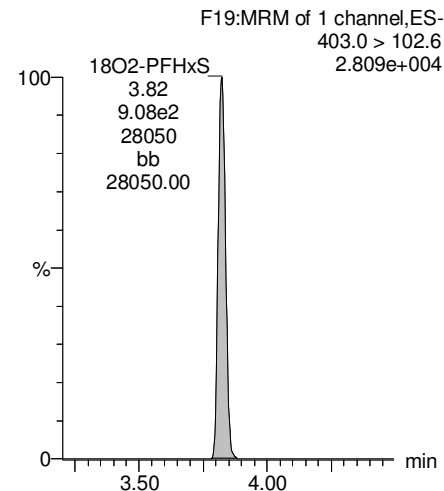
13C2-PFHxA



13C4-PFHpA



18O2-PFHxS



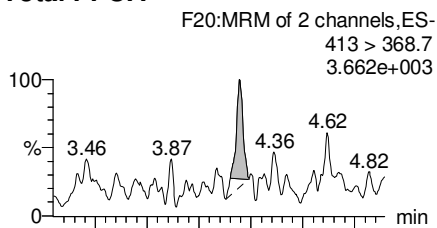
Dataset: Z:\Projects\PFAS.PRO\Results\180221M1\180221M1-54.qld

Last Altered: Sunday, February 25, 2018 14:12:10 Pacific Standard Time

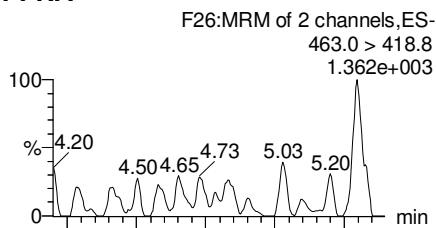
Printed: Sunday, February 25, 2018 14:13:23 Pacific Standard Time

Name: 180221M1_54, Date: 22-Feb-2018, Time: 01:14:54, ID: 1800268-06 WI-AF-SB612-04H05H-0118 1.47, Description: WI-AF-SB612-04H05H-0118

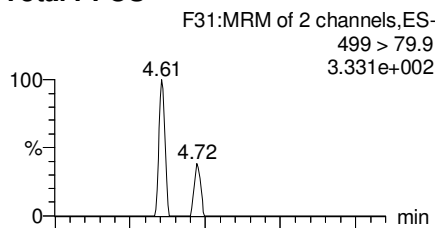
Total PFOA



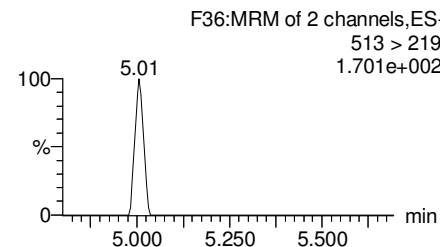
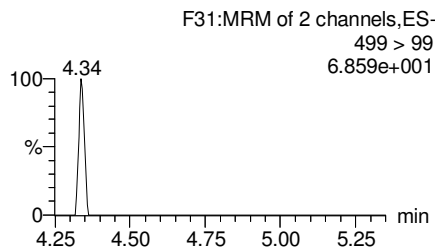
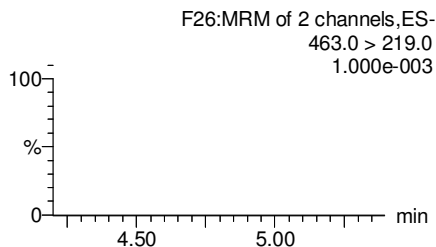
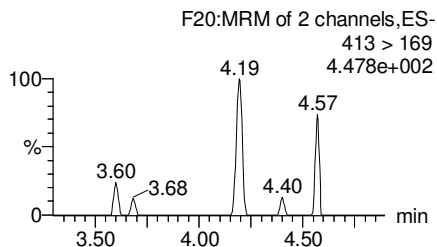
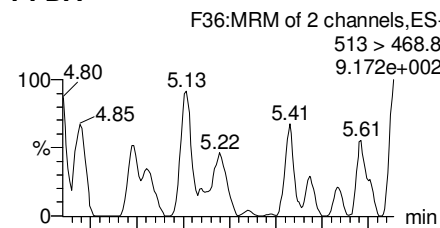
PFNA



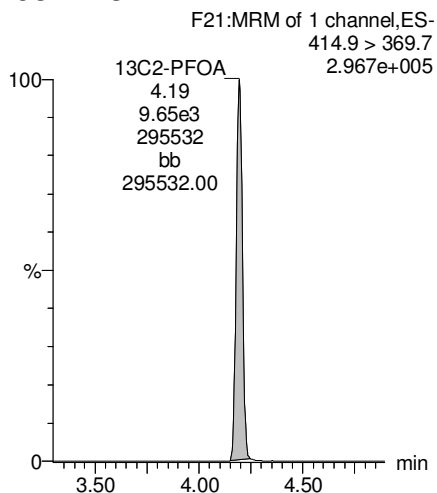
Total PFOS



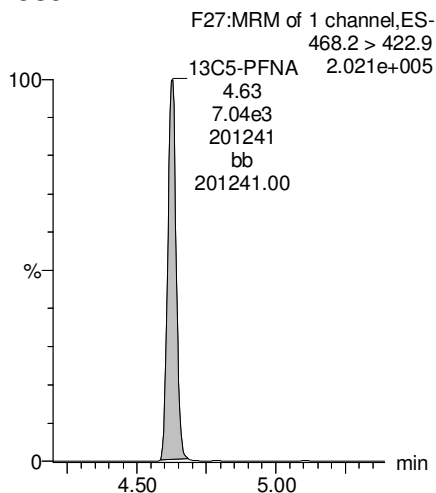
PFDA



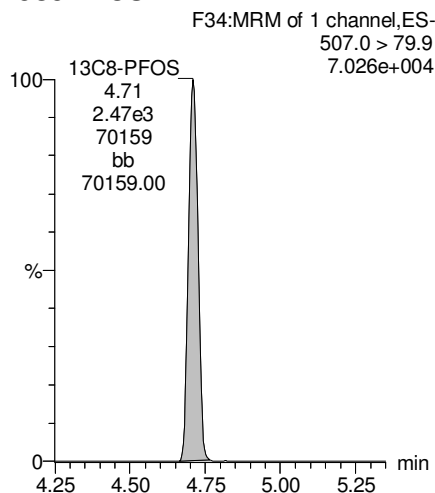
13C2-PFOA



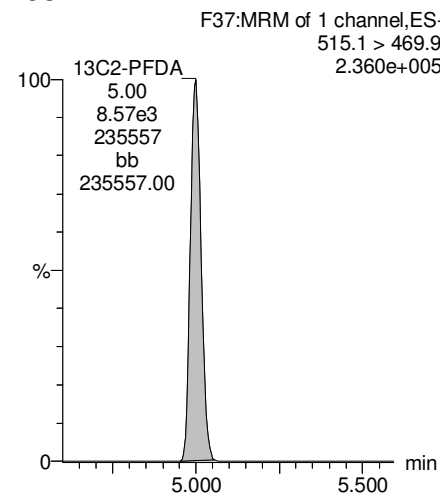
13C5-PFNA



13C8-PFOS



13C2-PFDA



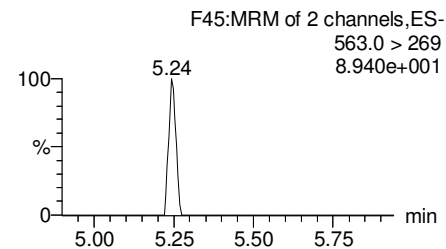
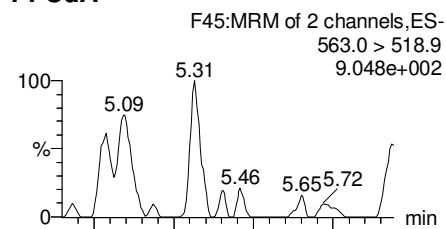
Dataset: Z:\Projects\PFAS.PRO\Results\180221M1\180221M1-54.qld

Last Altered: Sunday, February 25, 2018 14:12:10 Pacific Standard Time

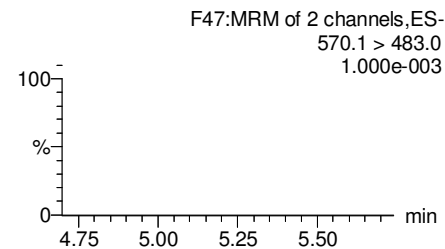
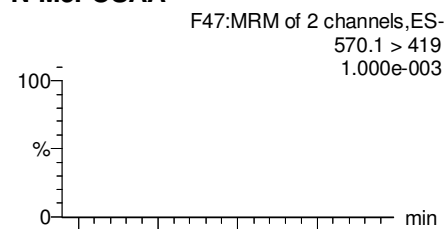
Printed: Sunday, February 25, 2018 14:13:23 Pacific Standard Time

Name: 180221M1_54, Date: 22-Feb-2018, Time: 01:14:54, ID: 1800268-06 WI-AF-SB612-04H05H-0118 1.47, Description: WI-AF-SB612-04H05H-0118

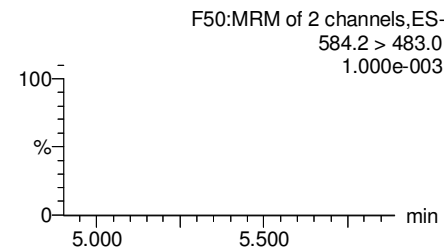
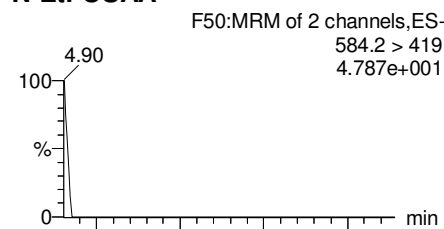
PFUdA



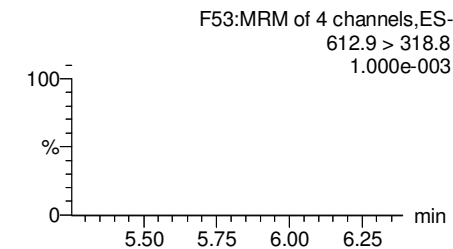
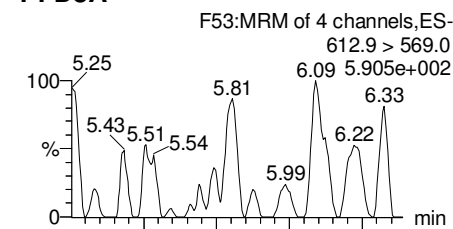
N-MeFOSAA



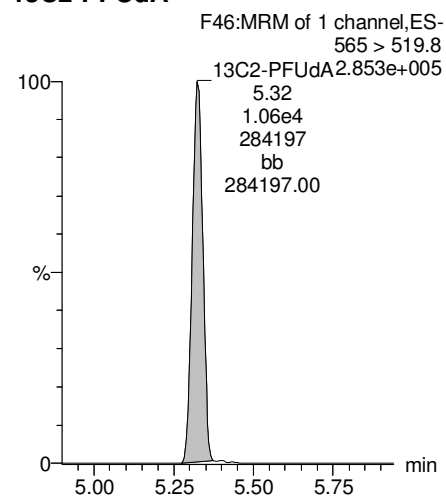
N-EtFOSAA



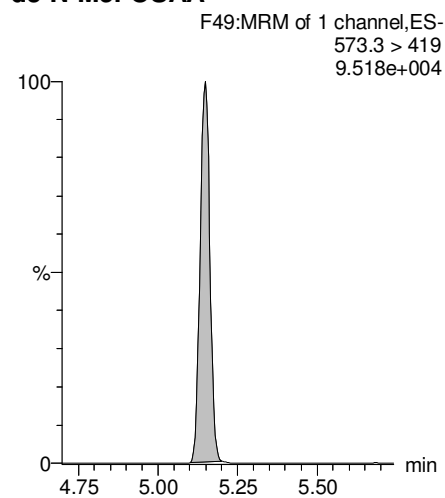
PFDaA



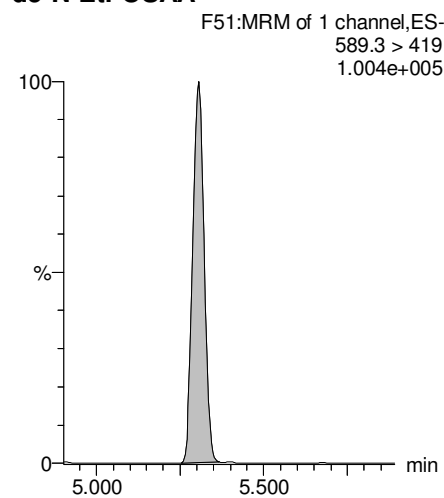
13C2-PFUdA



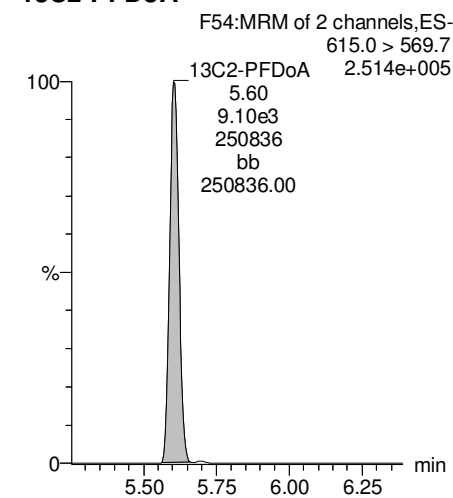
d3-N-MeFOSAA



d5-N-EtFOSAA



13C2-PFDaA



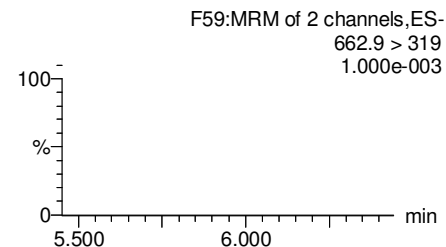
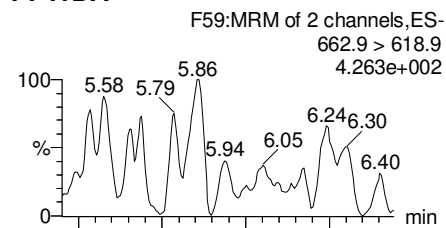
Dataset: Z:\Projects\PFAS.PRO\Results\180221M1\180221M1-54.qld

Last Altered: Sunday, February 25, 2018 14:12:10 Pacific Standard Time

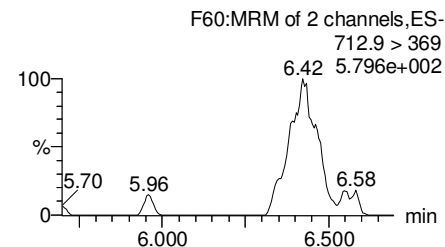
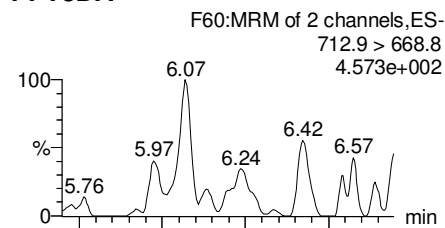
Printed: Sunday, February 25, 2018 14:13:23 Pacific Standard Time

Name: 180221M1_54, Date: 22-Feb-2018, Time: 01:14:54, ID: 1800268-06 WI-AF-SB612-04H05H-0118 1.47, Description: WI-AF-SB612-04H05H-0118

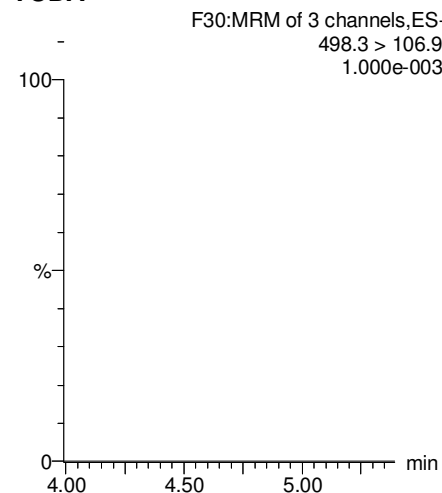
PFTrDA



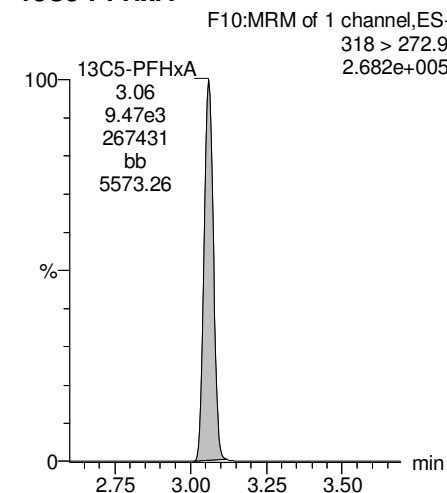
PFTeDA



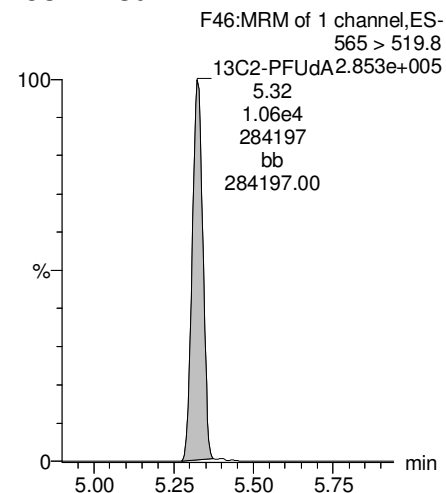
TCDA



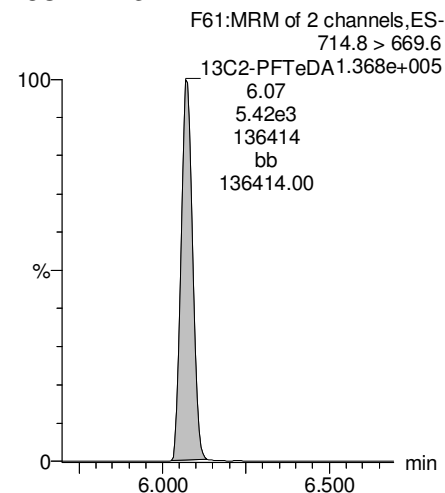
13C5-PFHxA



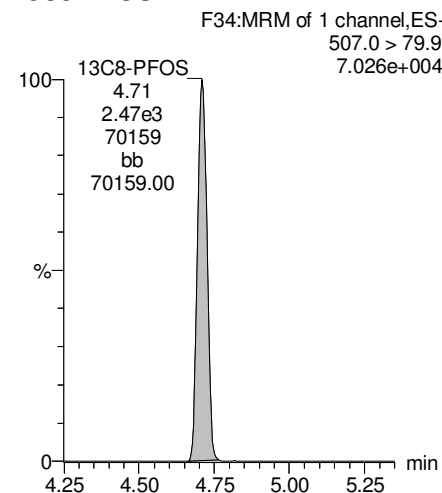
13C2-PFUDa



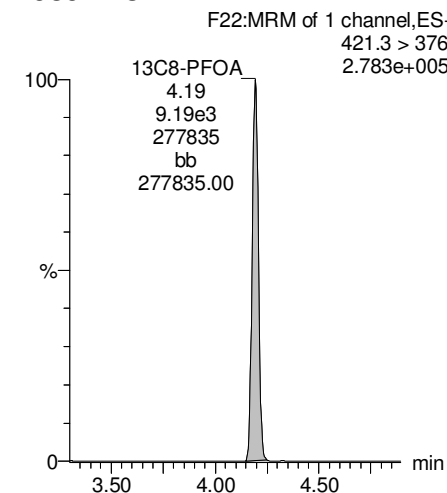
13C2-PFTeDA



13C8-PFOS



13C8-PFOA

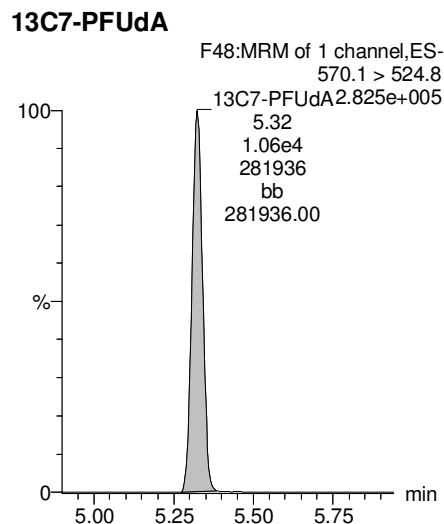
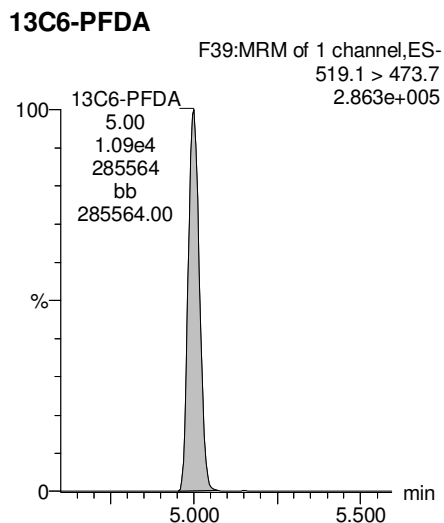
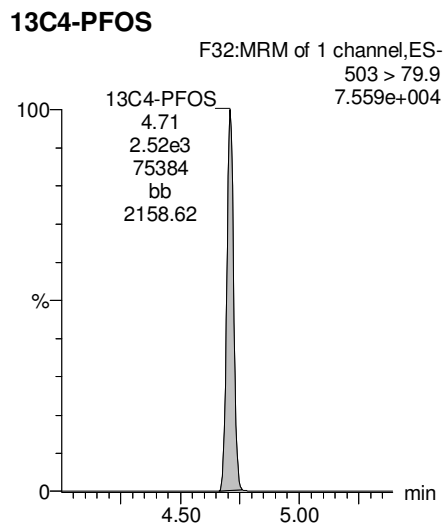
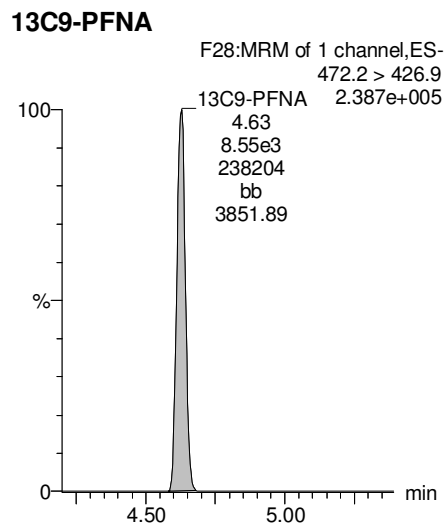
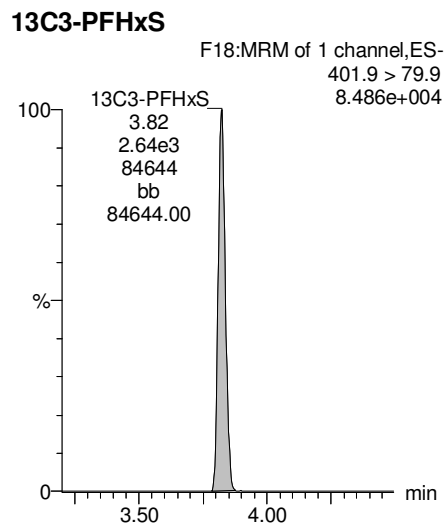


Dataset: Z:\Projects\PFAS.PRO\Results\180221M1\180221M1-54.qld

Last Altered: Sunday, February 25, 2018 14:12:10 Pacific Standard Time

Printed: Sunday, February 25, 2018 14:13:23 Pacific Standard Time

Name: 180221M1_54, Date: 22-Feb-2018, Time: 01:14:54, ID: 1800268-06 WI-AF-SB612-04H05H-0118 1.47, Description: WI-AF-SB612-04H05H-0118



Vista Analytical Laboratory

Dataset: F:\Projects\PFAS.PRO\Results\180221M1\180221M1-46_B.qld

Last Altered: Monday, February 26, 2018 13:46:54 Pacific Standard Time

Printed: Monday, February 26, 2018 13:48:36 Pacific Standard Time

Method: F:\Projects\PFAS.PRO\MethDB\PFAS_FULL_80C_022118.mdb 22 Feb 2018 10:27:20

Calibration: F:\Projects\PFAS.PRO\CurveDB\C18_VAL-PFAS_Q4_02-21-18-FULL.cdb 22 Feb 2018 11:04:24

Name: 180221M1_46, Date: 21-Feb-2018, Time: 23:43:10, ID: B8B0074-MS1 Matrix Spike 1.43, Description: Matrix Spike

	# Name	Trace	Area	IS Area	Wt./Vol.	RRF	Pred.RT	RT	y Axis Resp.	Conc.	%Rec
1	3 PFBS	299.0 > 79.7	1.83e3	1.01e3	1.02		2.60	2.57	22.8	13.1428	
2	5 PFHxA	313.2 > 268.9	6.90e3	1.81e3	1.02		3.19	3.06	19.1	12.6845	
3	7 PFHpA	363.0 > 318.9	5.91e3	5.13e3	1.02		3.81	3.67	14.4	10.8685	
4	8 L-PFHxS	398.9 > 79.6	1.28e3	8.37e2	1.02		3.85	3.82	19.1	9.8069	
5	11 L-PFOA	413 > 368.7	7.32e3	8.35e3	1.02		4.22	4.19	11.0	11.3230	
6	14 PFNA	463.0 > 418.8	7.08e3	6.51e3	1.02		4.76	4.62	13.6	9.7677	
7	16 L-PFOS	499 > 79.9	2.03e3	2.17e3	1.02		4.74	4.71	11.7	11.3422	
8	18 PFDA	513 > 468.8	9.34e3	7.38e3	1.02		5.14	5.00	15.8	12.3529	
9	21 N-MeFOSAA	570.1 > 419	3.50e3	3.01e3	1.02		5.29	5.15	14.5	10.1641	
10	22 N-EtFOSAA	584.2 > 419	3.03e3	3.15e3	1.02		5.45	5.31	12.0	10.9902	
11	23 PFUdA	563.0 > 518.9	7.36e3	7.95e3	1.02		5.46	5.32	11.6	10.7328	

Dataset: F:\Projects\PFAS.PRO\Results\180221M1\180221M1-46_B.qld

Last Altered: Monday, February 26, 2018 13:46:54 Pacific Standard Time

Printed: Monday, February 26, 2018 13:48:45 Pacific Standard Time

Method: F:\Projects\PFAS.PRO\MethDB\PFAS_FULL_80C_022118.mdb 22 Feb 2018 10:27:20

Calibration: F:\Projects\PFAS.PRO\CurveDB\C18_VAL-PFAS_Q4_02-21-18-FULL.cdb 22 Feb 2018 11:04:24

Name: 180221M1_46, Date: 21-Feb-2018, Time: 23:43:10, ID: B8B0074-MS1 Matrix Spike 1.43, Description: Matrix Spike

#	Name	Trace	Area	IS Area	Wt./Vol.	RRF	Pred.RT	RT	y Axis Resp.	Conc.	%Rec
1	25 PFDaA	612.9 > 569.0	7.20e3	8.21e3	1.02		5.74	5.61	11.0	10.4146	
2	27 PFTrDA	662.9 > 618.9	9.93e3	7.95e3	1.02		5.98	5.85	15.6	14.2571	
3	28 PFTeDA	712.9 > 668.8	6.91e3	3.85e3	1.02		6.20	6.07	22.4	9.0042	
4	36 13C3-PFBS	302. > 98.8	1.01e3	8.67e3	1.02	0.121	2.69	2.57	1.45	11.7182	95.9
5	37 13C2-PFHxA	315 > 269.8	1.81e3	8.67e3	1.02	0.719	3.19	3.06	2.60	3.5413	72.5
6	38 13C4-PFHpA	367.2 > 321.8	5.13e3	8.67e3	1.02	0.722	3.81	3.67	7.39	10.0023	81.9
7	39 18O2-PFHxS	403.0 > 102.6	8.37e2	2.28e3	1.02	0.376	3.96	3.82	4.59	11.9212	97.6
8	40 13C2-PFOA	414.9 > 369.7	8.35e3	7.44e3	1.02	1.32	4.33	4.19	14.0	10.3501	84.7
9	41 13C5-PFNA	468.2 > 422.9	6.51e3	7.78e3	1.02	0.928	4.76	4.62	10.5	11.0110	90.1
10	42 13C8-PFOSA	506.1 > 77.7	1.18e3	8.33e3	1.02	0.235	4.83	4.69	1.77	7.3658	60.3
11	43 13C8-PFOS	507.0 > 79.9	2.17e3	2.68e3	1.02	1.03	4.84	4.71	10.1	9.6366	78.9
12	44 13C2-PFDA	515.1 > 469.9	7.38e3	8.39e3	1.02	1.02	5.14	5.00	11.0	10.5593	86.5
13	45 d3-N-MeFOSAA	573.3 > 419	3.01e3	8.33e3	1.02	0.412	5.29	5.14	4.52	10.7215	87.8
14	46 d5-N-EtFOSAA	589.3 > 419	3.15e3	8.33e3	1.02	0.418	5.45	5.30	4.72	11.0350	90.3
15	47 13C2-PFUdA	565 > 519.8	7.95e3	8.33e3	1.02	1.06	5.46	5.32	11.9	11.0314	90.3
16	48 13C2-PFDoA	615.0 > 569.7	8.21e3	8.33e3	1.02	0.949	5.74	5.61	12.3	12.6801	103.8
17	49 d3-N-MeFOSA	515.2 > 168.9		8.33e3	1.02	0.105	5.84				
18	50 13C2-PFTeDA	714.8 > 669.6	3.85e3	8.33e3	1.02	0.389	6.20	6.07	5.77	14.4956	118.7
19	51 d5-N-ETFOSA	531.1 > 168.9		8.33e3	1.02	0.160	6.22				
20	52 13C2-PFHxDA	815 > 769.7	2.60e3	8.33e3	1.02	0.833	6.51	6.41	3.91	4.5817	93.8
21	53 d7-N-MeFOSE	623.1 > 58.9		8.33e3	1.02	0.148	6.31				
22	54 d9-N-EtFOSE	639.2 > 58.8		8.33e3	1.02	0.131	6.45				
23	55 13C4-PFBA	217. > 171.8	6.89e3	6.89e3	1.02	1.00	1.46	1.33	12.5	12.2142	100.0
24	56 13C5-PFHxA	318 > 272.9	8.67e3	8.67e3	1.02	1.00	3.19	3.06	12.5	12.2142	100.0
25	57 13C3-PFHxS	401.9 > 79.9	2.28e3	2.28e3	1.02	1.00	3.96	3.82	12.5	12.2142	100.0
26	58 13C8-PFOA	421.3 > 376	7.44e3	7.44e3	1.02	1.00	4.33	4.19	12.5	12.2142	100.0
27	59 13C9-PFNA	472.2 > 426.9	7.78e3	7.78e3	1.02	1.00	4.70	4.62	12.5	12.2142	100.0
28	60 13C4-PFOS	503 > 79.9	2.68e3	2.68e3	1.02	1.00	4.84	4.71	12.5	12.2142	100.0
29	61 13C6-PFDA	519.1 > 473.7	8.39e3	8.39e3	1.02	1.00	5.14	5.00	12.5	12.2142	100.0
30	62 13C7-PFUdA	570.1 > 524.8	8.33e3	8.33e3	1.02	1.00	5.46	5.32	12.5	12.2142	100.0
31	63 Total PFHxS	398.9 > 79.6	1.28e3	8.37e2	1.02		3.85		19.1	9.8069	
32	64 Total PFOA	413 > 368.7	7.32e3	8.35e3	1.02		4.21		11.0	11.3230	GM for MSF 2/26/2018

Vista Analytical Laboratory

Dataset: F:\Projects\PFAS.PRO\Results\180221M1\180221M1-46_B.qld

Last Altered: Monday, February 26, 2018 13:46:54 Pacific Standard Time

Printed: Monday, February 26, 2018 13:48:45 Pacific Standard Time

Name: 180221M1_46, Date: 21-Feb-2018, Time: 23:43:10, ID: B8B0074-MS1 Matrix Spike 1.43, Description: Matrix Spike

	# Name	Trace	Area	IS Area	Wt./Vol.	RRF	Pred.RT	RT	y Axis Resp.	Conc.	%Rec
33	65 Total PFOS	499 > 79.9	2.03e3	2.17e3	1.02		4.73		11.7	11.3422	
34	66 Total N-MeFOSAA	570.1 > 419	3.50e3	3.01e3	1.02		5.29		14.5	10.1641	
35	67 Total N-EtFOSAA	584.2 > 419	3.03e3	3.15e3	1.02		5.45		12.0	10.9902	

Dataset: F:\Projects\PFAS.PRO\Results\180221M1\180221M1-46_B.qld

Last Altered: Monday, February 26, 2018 13:46:54 Pacific Standard Time

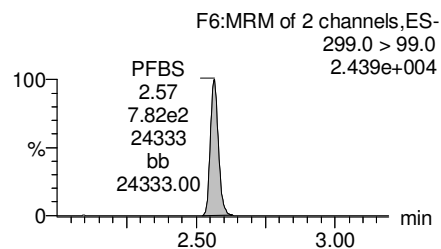
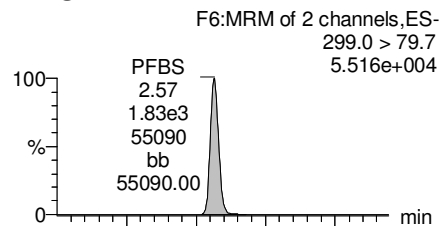
Printed: Monday, February 26, 2018 13:48:45 Pacific Standard Time

Method: F:\Projects\PFAS.PRO\MethDB\PFAS_FULL_80C_022118.mdb 22 Feb 2018 10:27:20

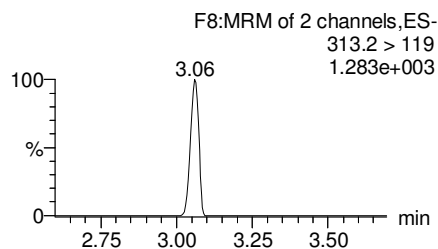
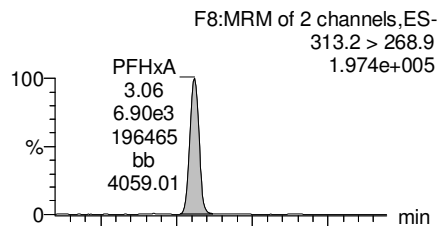
Calibration: F:\Projects\PFAS.PRO\CurveDB\C18_VAL-PFAS_Q4_02-21-18-FULL.cdb 22 Feb 2018 11:04:24

Name: 180221M1_46, Date: 21-Feb-2018, Time: 23:43:10, ID: B8B0074-MS1 Matrix Spike 1.43, Description: Matrix Spike

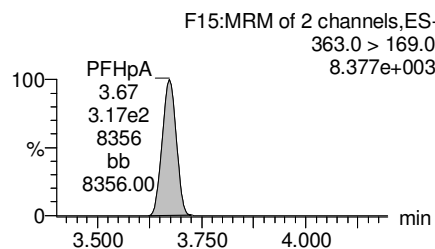
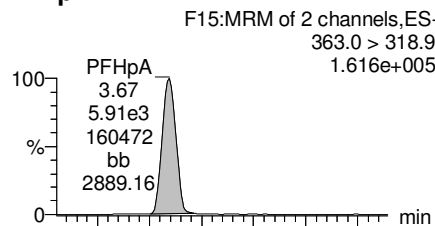
PFBS



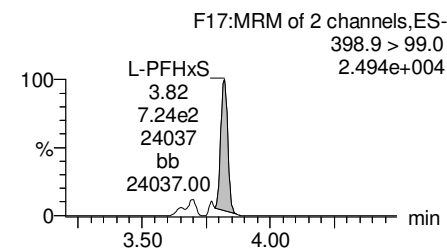
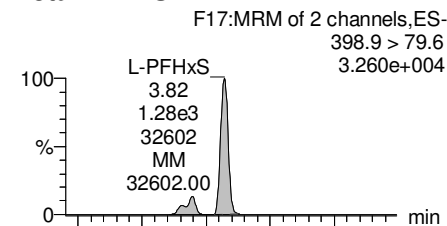
PFHxA



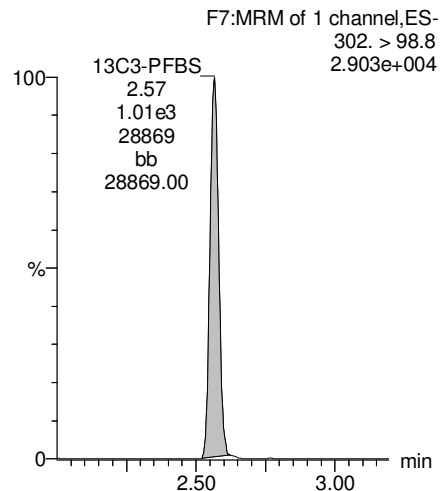
PFHpA



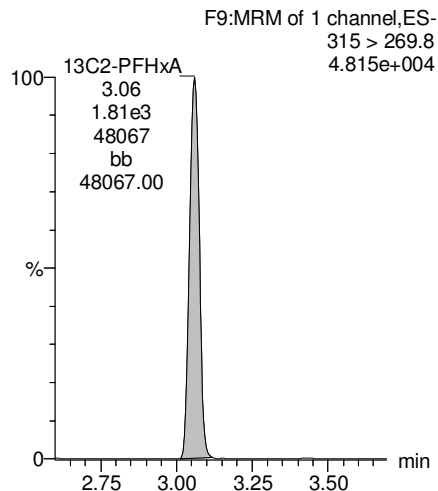
Total PFHxS



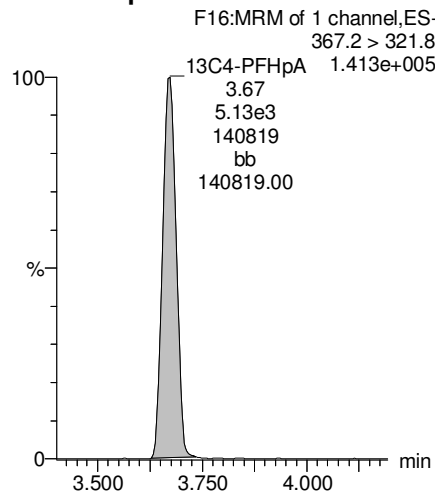
13C3-PFBS



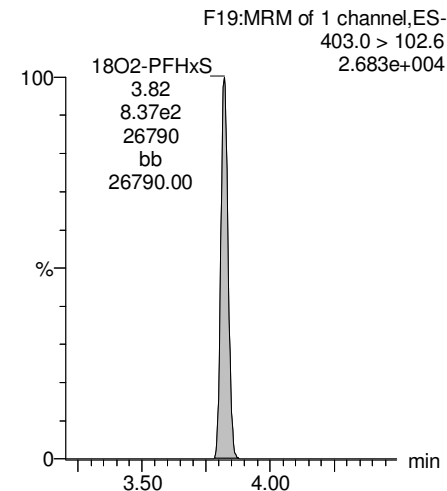
13C2-PFHxA



13C4-PFHpA



18O2-PFHxS



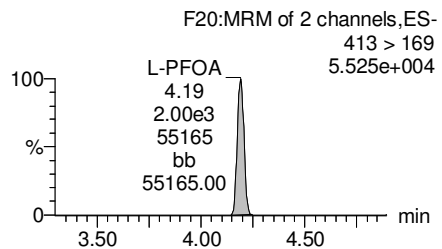
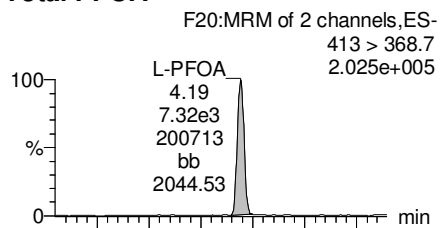
Dataset: F:\Projects\PFAS.PRO\Results\180221M1\180221M1-46_B.qld

Last Altered: Monday, February 26, 2018 13:46:54 Pacific Standard Time

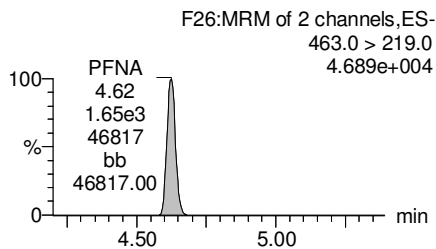
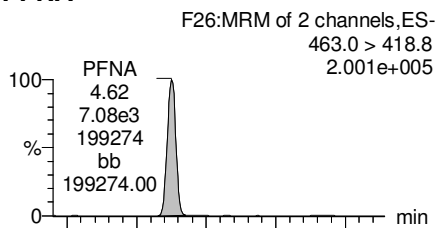
Printed: Monday, February 26, 2018 13:48:45 Pacific Standard Time

Name: 180221M1_46, Date: 21-Feb-2018, Time: 23:43:10, ID: B8B0074-MS1 Matrix Spike 1.43, Description: Matrix Spike

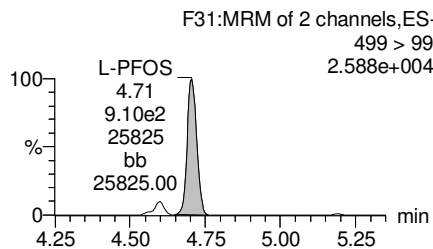
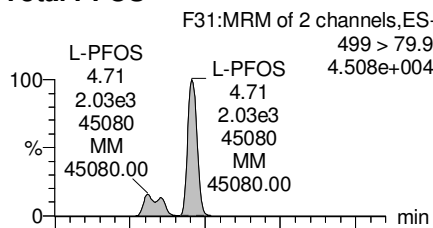
Total PFOA



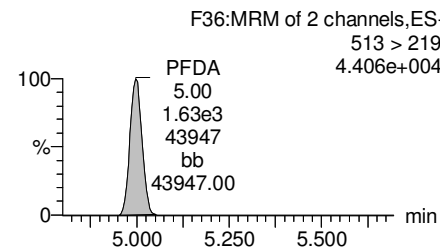
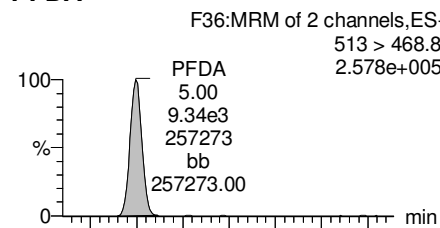
PFNA



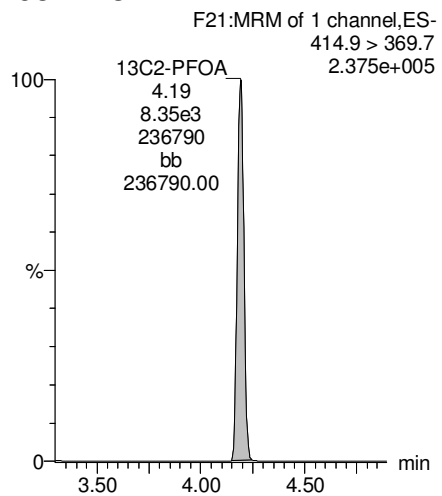
Total PFOS



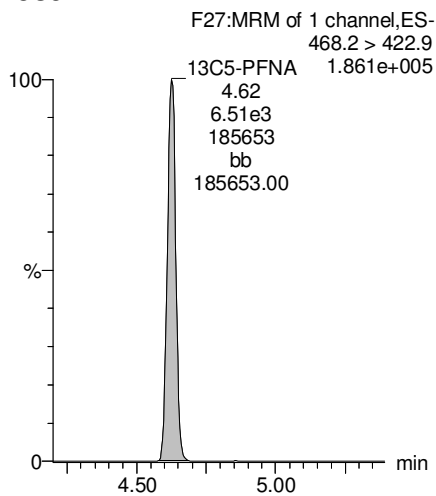
PFDA



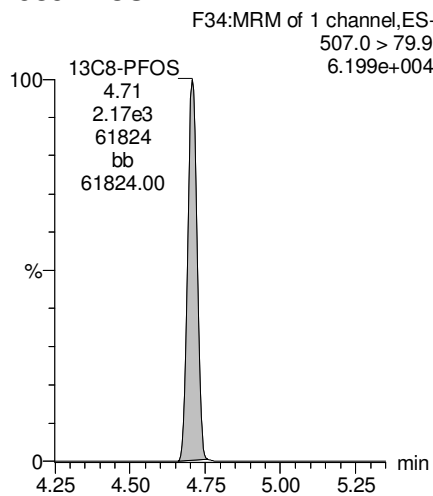
13C2-PFOA



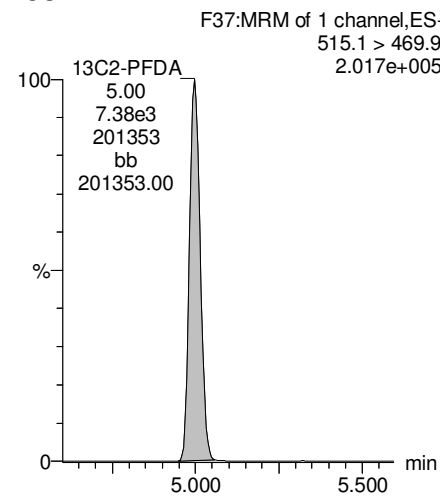
13C5-PFNA



13C8-PFOS



13C2-PFDA



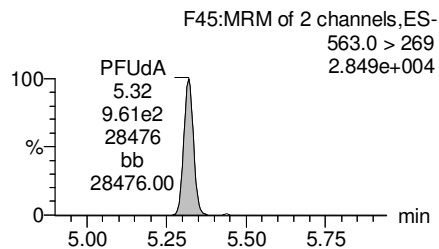
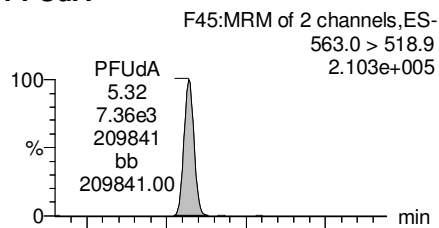
Dataset: F:\Projects\PFAS.PRO\Results\180221M1\180221M1-46_B.qld

Last Altered: Monday, February 26, 2018 13:46:54 Pacific Standard Time

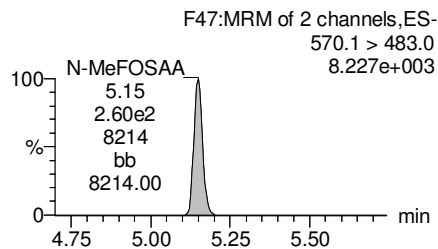
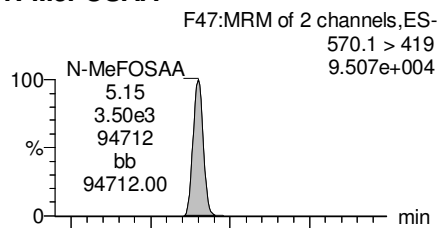
Printed: Monday, February 26, 2018 13:48:45 Pacific Standard Time

Name: 180221M1_46, Date: 21-Feb-2018, Time: 23:43:10, ID: B8B0074-MS1 Matrix Spike 1.43, Description: Matrix Spike

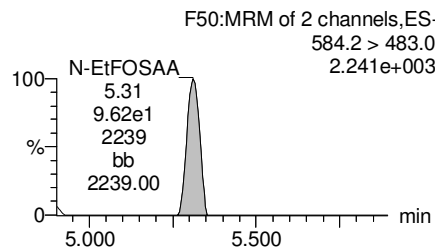
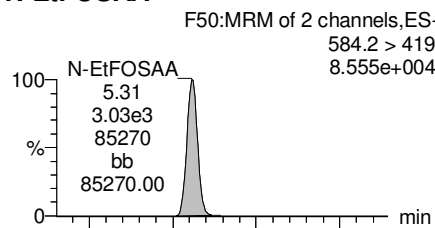
PFUdA



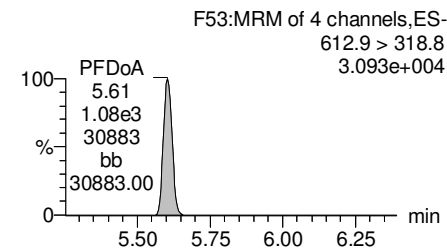
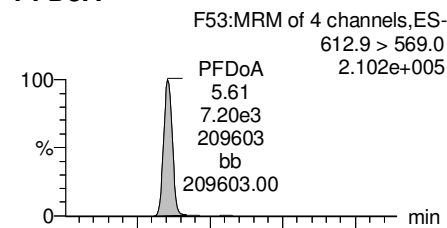
N-MeFOSAA



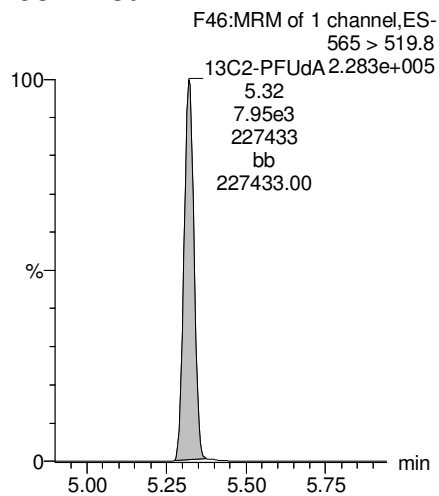
N-EtFOSAA



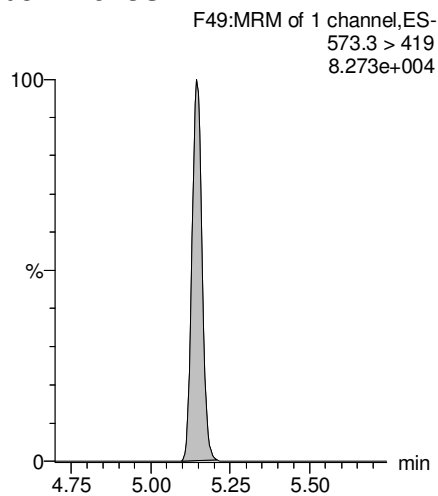
PFDaA



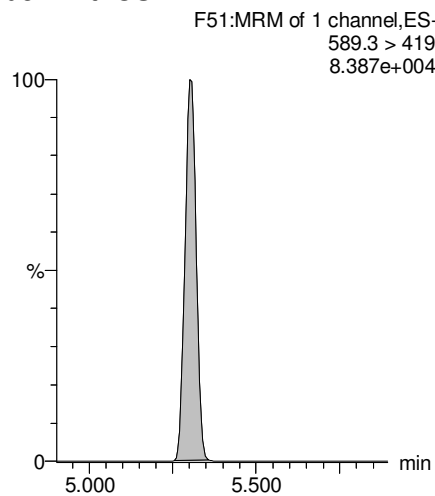
13C2-PFUdA



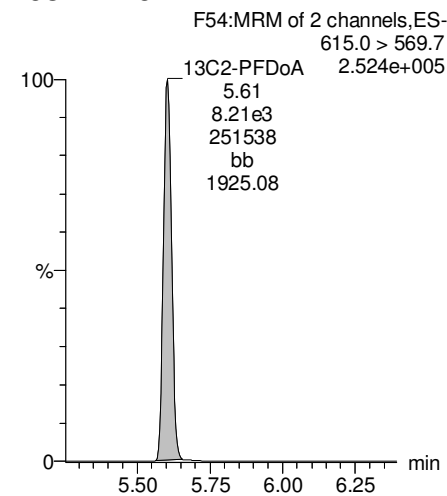
d3-N-MeFOSAA



d5-N-EtFOSAA



13C2-PFDaA



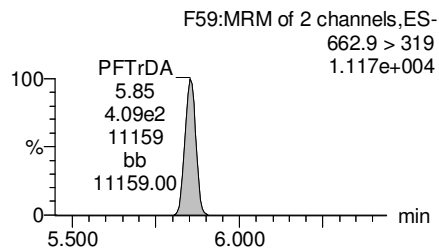
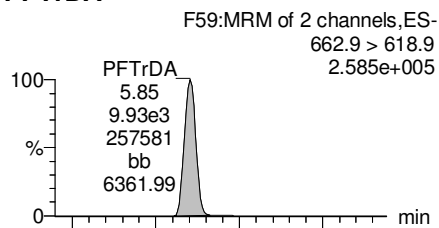
Dataset: F:\Projects\PFAS.PRO\Results\180221M1\180221M1-46_B.qld

Last Altered: Monday, February 26, 2018 13:46:54 Pacific Standard Time

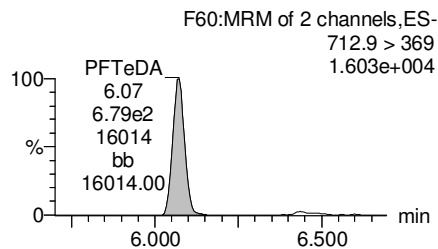
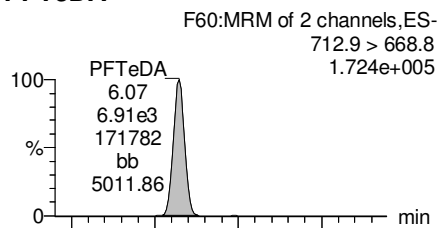
Printed: Monday, February 26, 2018 13:48:45 Pacific Standard Time

Name: 180221M1_46, Date: 21-Feb-2018, Time: 23:43:10, ID: B8B0074-MS1 Matrix Spike 1.43, Description: Matrix Spike

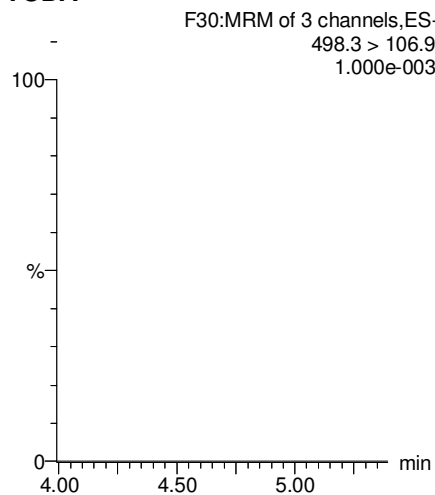
PFTrDA



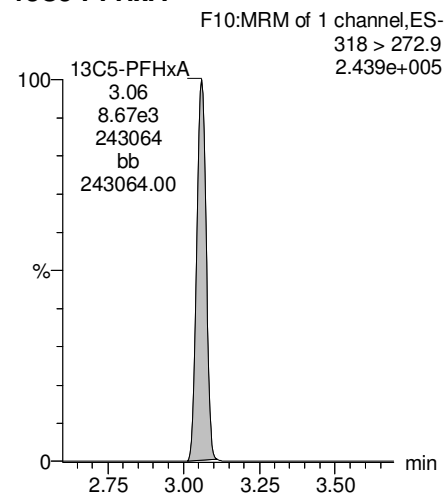
PFTeDA



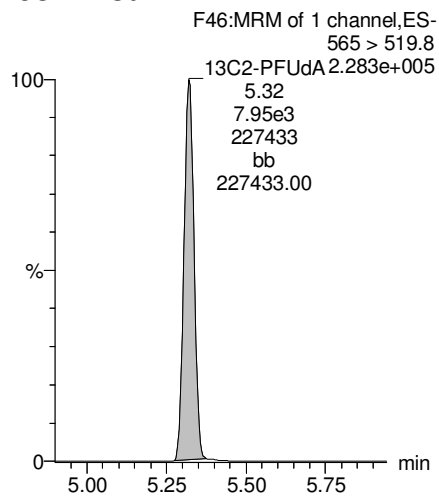
TCDA



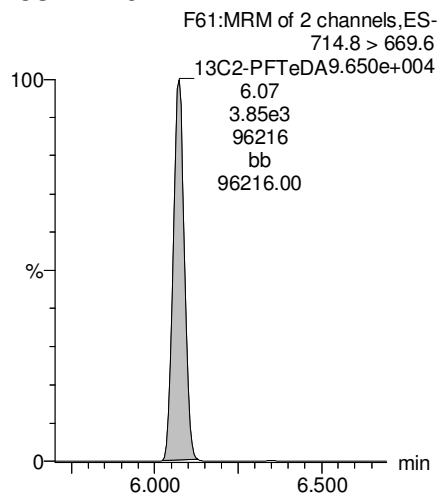
13C5-PFHxA



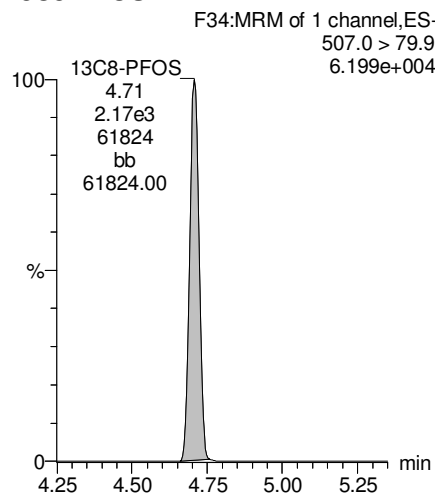
13C2-PFUDa



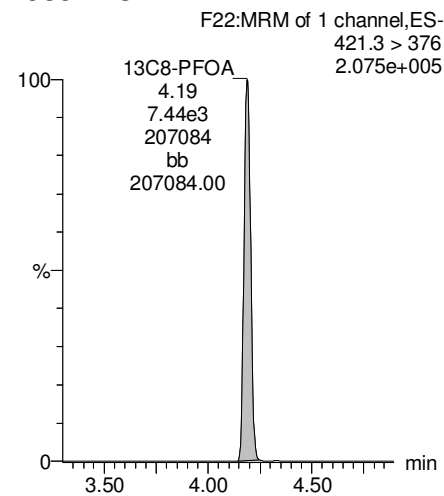
13C2-PFTeDA



13C8-PFOS



13C8-PFOA

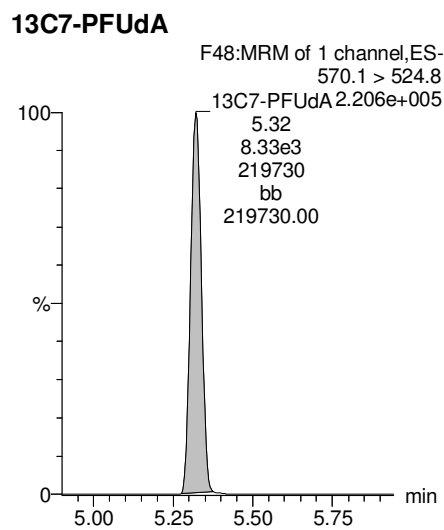
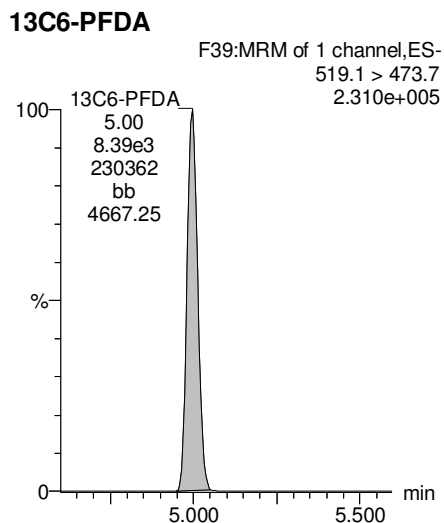
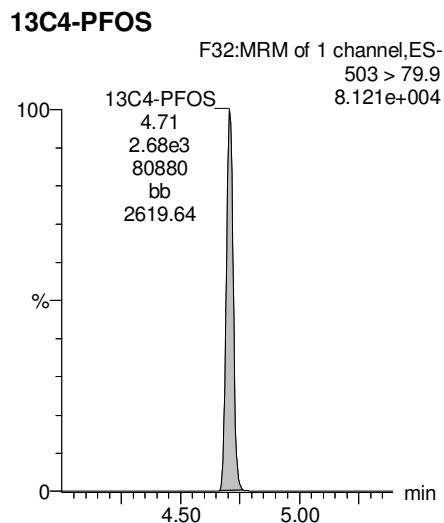
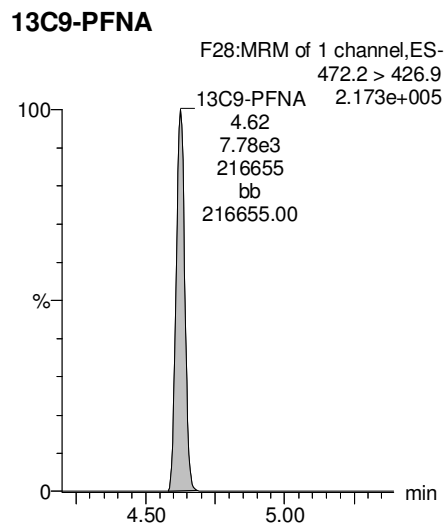
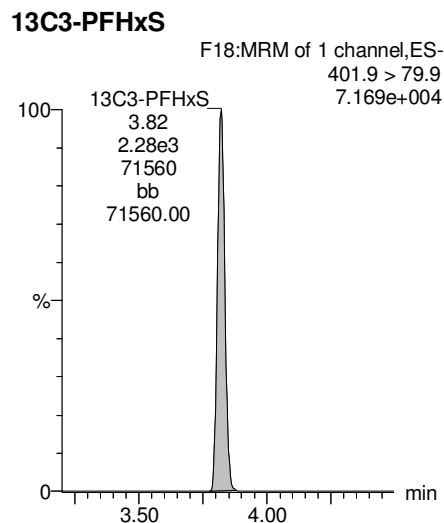


Dataset: F:\Projects\PFAS.PRO\Results\180221M1\180221M1-46_B.qld

Last Altered: Monday, February 26, 2018 13:46:54 Pacific Standard Time

Printed: Monday, February 26, 2018 13:48:45 Pacific Standard Time

Name: 180221M1_46, Date: 21-Feb-2018, Time: 23:43:10, ID: B8B0074-MS1 Matrix Spike 1.43, Description: Matrix Spike



Vista Analytical Laboratory

Dataset: F:\Projects\PFAS.PRO\Results\180221M1\180221M1-47_B.qld

Last Altered: Monday, February 26, 2018 13:51:29 Pacific Standard Time

Printed: Monday, February 26, 2018 13:51:58 Pacific Standard Time

Method: F:\Projects\PFAS.PRO\MethDB\PFAS_FULL_80C_022118.mdb 22 Feb 2018 10:27:20

Calibration: F:\Projects\PFAS.PRO\CurveDB\C18_VAL-PFAS_Q4_02-21-18-FULL.cdb 22 Feb 2018 11:04:24

Name: 180221M1_47, Date: 21-Feb-2018, Time: 23:54:40, ID: B8B0074-MSD1 Matrix Spike Dup 1.5, Description: Matrix Spike Dup

	# Name	Trace	Area	IS Area	Wt./Vol.	RRF	Pred.RT	RT	y Axis Resp.	Conc.	%Rec
1	3 PFBS	299.0 > 79.7	1.73e3	9.83e2	1.07		2.60	2.56	22.1	12.1255	
2	5 PFHxA	313.2 > 268.9	6.97e3	2.16e3	1.07		3.19	3.06	16.2	10.2108	
3	7 PFHpA	363.0 > 318.9	5.96e3	4.69e3	1.07		3.81	3.67	15.9	11.4434	
4	8 L-PFHxS	398.9 > 79.6	1.25e3	8.53e2	1.07		3.85	3.82	18.3	8.9335	
5	11 L-PFOA	413 > 368.7	7.28e3	8.58e3	1.07		4.22	4.19	10.6	10.4470	
6	14 PFNA	463.0 > 418.8	9.13e3	7.46e3	1.07		4.76	4.62	15.3	10.4807	
7	16 L-PFOS	499 > 79.9	2.13e3	2.32e3	1.07		4.74	4.71	11.5	10.6682	
8	18 PFDA	513 > 468.8	7.02e3	7.13e3	1.07		5.14	5.00	12.3	9.1213	
9	21 N-MeFOSAA	570.1 > 419	3.59e3	2.71e3	1.07		5.29	5.15	16.5	11.0290	
10	22 N-EtFOSAA	584.2 > 419	2.94e3	3.31e3	1.07		5.45	5.31	11.1	9.6714	
11	23 PFUdA	563.0 > 518.9	7.47e3	8.14e3	1.07		5.46	5.32	11.5	10.1492	

Dataset: F:\Projects\PFAS.PRO\Results\180221M1\180221M1-47_B.qld

Last Altered: Monday, February 26, 2018 13:51:29 Pacific Standard Time

Printed: Monday, February 26, 2018 13:52:06 Pacific Standard Time

Method: F:\Projects\PFAS.PRO\MethDB\PFAS_FULL_80C_022118.mdb 22 Feb 2018 10:27:20

Calibration: F:\Projects\PFAS.PRO\CurveDB\C18_VAL-PFAS_Q4_02-21-18-FULL.cdb 22 Feb 2018 11:04:24

Name: 180221M1_47, Date: 21-Feb-2018, Time: 23:54:40, ID: B8B0074-MSD1 Matrix Spike Dup 1.5, Description: Matrix Spike Dup

#	Name	Trace	Area	IS Area	Wt./Vol.	RRF	Pred.RT	RT	y Axis Resp.	Conc.	%Rec
1	25 PFDoA	612.9 > 569.0	8.38e3	6.16e3	1.07		5.74	5.60	17.0	14.9273	
2	27 PFTrDA	662.9 > 618.9	8.13e3	8.14e3	1.07		5.98	5.86	12.5	10.8547	
3	28 PFTeDA	712.9 > 668.8	6.56e3	3.53e3	1.07		6.20	6.08	23.3	8.9104	
4	36 13C3-PFBS	302. > 98.8	9.83e2	8.12e3	1.07	0.121	2.69	2.56	1.51	11.6642	100.2
5	37 13C2-PFHxA	315 > 269.8	2.16e3	8.12e3	1.07	0.719	3.19	3.06	3.32	4.3074	92.5
6	38 13C4-PFHpA	367.2 > 321.8	4.69e3	8.12e3	1.07	0.722	3.81	3.67	7.22	9.3107	80.0
7	39 18O2-PFHxS	403.0 > 102.6	8.53e2	2.34e3	1.07	0.376	3.96	3.82	4.56	11.2948	97.0
8	40 13C2-PFOA	414.9 > 369.7	8.58e3	7.58e3	1.07	1.32	4.33	4.19	14.1	9.9491	85.4
9	41 13C5-PFNA	468.2 > 422.9	7.46e3	9.06e3	1.07	0.928	4.76	4.62	10.3	10.3229	88.7
10	42 13C8-PFOSA	506.1 > 77.7	9.72e2	1.10e4	1.07	0.235	4.83	4.68	1.10	4.3580	37.4
11	43 13C8-PFOS	507.0 > 79.9	2.32e3	2.29e3	1.07	1.03	4.84	4.70	12.7	11.4856	98.6
12	44 13C2-PFDA	515.1 > 469.9	7.13e3	9.52e3	1.07	1.02	5.14	5.00	9.36	8.5748	73.6
13	45 d3-N-MeFOSAA	573.3 > 419	2.71e3	1.10e4	1.07	0.412	5.29	5.14	3.07	6.9503	59.7
14	46 d5-N-EtFOSAA	589.3 > 419	3.31e3	1.10e4	1.07	0.418	5.45	5.31	3.74	8.3478	71.7
15	47 13C2-PFUdA	565 > 519.8	8.14e3	1.10e4	1.07	1.06	5.46	5.32	9.21	8.1244	69.8
16	48 13C2-PFDoA	615.0 > 569.7	6.16e3	1.10e4	1.07	0.949	5.74	5.60	6.97	6.8405	58.7
17	49 d3-N-MeFOSA	515.2 > 168.9		1.10e4	1.07	0.105	5.84				
18	50 13C2-PFTeDA	714.8 > 669.6	3.53e3	1.10e4	1.07	0.389	6.20	6.07	3.99	9.5564	82.1
19	51 d5-N-ETFOSA	531.1 > 168.9		1.10e4	1.07	0.160	6.22				
20	52 13C2-PFHxDA	815 > 769.7	1.85e3	1.10e4	1.07	0.833	6.51	6.41	2.09	2.3368	50.2
21	53 d7-N-MeFOSE	623.1 > 58.9		1.10e4	1.07	0.148	6.31				
22	54 d9-N-EtFOSE	639.2 > 58.8		1.10e4	1.07	0.131	6.45				
23	55 13C4-PFBA	217. > 171.8	6.88e3	6.88e3	1.07	1.00	1.46	1.33	12.5	11.6442	100.0
24	56 13C5-PFHxA	318 > 272.9	8.12e3	8.12e3	1.07	1.00	3.19	3.05	12.5	11.6442	100.0
25	57 13C3-PFHxS	401.9 > 79.9	2.34e3	2.34e3	1.07	1.00	3.96	3.82	12.5	11.6442	100.0
26	58 13C8-PFOA	421.3 > 376	7.58e3	7.58e3	1.07	1.00	4.33	4.19	12.5	11.6442	100.0
27	59 13C9-PFNA	472.2 > 426.9	9.06e3	9.06e3	1.07	1.00	4.70	4.62	12.5	11.6442	100.0
28	60 13C4-PFOS	503 > 79.9	2.29e3	2.29e3	1.07	1.00	4.84	4.70	12.5	11.6442	100.0
29	61 13C6-PFDA	519.1 > 473.7	9.52e3	9.52e3	1.07	1.00	5.14	5.00	12.5	11.6442	100.0
30	62 13C7-PFUdA	570.1 > 524.8	1.10e4	1.10e4	1.07	1.00	5.46	5.32	12.5	11.6442	100.0
31	63 Total PFHxS	398.9 > 79.6	1.25e3	8.53e2	1.07		3.85		18.3	8.9335	
32	64 Total PFOA	413 > 368.7	7.28e3	8.58e3	1.07		4.21		10.6	10.4470	GM for MSF 2/26/2018

Vista Analytical Laboratory

Dataset: F:\Projects\PFAS.PRO\Results\180221M1\180221M1-47_B.qld

Last Altered: Monday, February 26, 2018 13:51:29 Pacific Standard Time

Printed: Monday, February 26, 2018 13:52:06 Pacific Standard Time

Name: 180221M1_47, Date: 21-Feb-2018, Time: 23:54:40, ID: B8B0074-MSD1 Matrix Spike Dup 1.5, Description: Matrix Spike Dup

	# Name	Trace	Area	IS Area	Wt./Vol.	RRF	Pred.RT	RT	y Axis Resp.	Conc.	%Rec
33	65 Total PFOS	499 > 79.9	2.13e3	2.32e3	1.07		4.73		11.5	10.6682	
34	66 Total N-MeFOSAA	570.1 > 419	3.59e3	2.71e3	1.07		5.29		16.5	11.0290	
35	67 Total N-EtFOSAA	584.2 > 419	2.94e3	3.31e3	1.07		5.45		11.1	9.6714	

Dataset: F:\Projects\PFAS.PRO\Results\180221M1\180221M1-47_B.qld

Last Altered: Monday, February 26, 2018 13:51:29 Pacific Standard Time

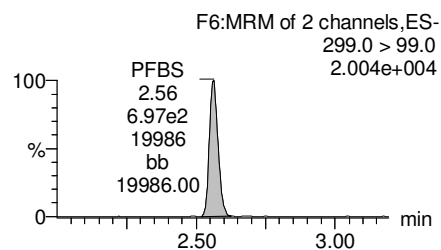
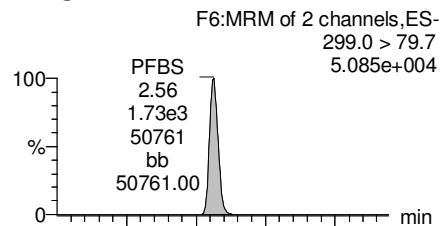
Printed: Monday, February 26, 2018 13:52:06 Pacific Standard Time

Method: F:\Projects\PFAS.PRO\MethDB\PFAS_FULL_80C_022118.mdb 22 Feb 2018 10:27:20

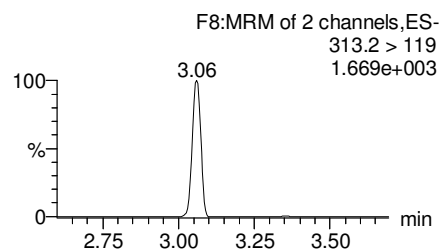
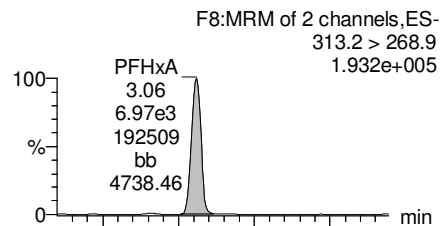
Calibration: F:\Projects\PFAS.PRO\CurveDB\C18_VAL-PFAS_Q4_02-21-18-FULL.cdb 22 Feb 2018 11:04:24

Name: 180221M1_47, Date: 21-Feb-2018, Time: 23:54:40, ID: B8B0074-MSD1 Matrix Spike Dup 1.5, Description: Matrix Spike Dup

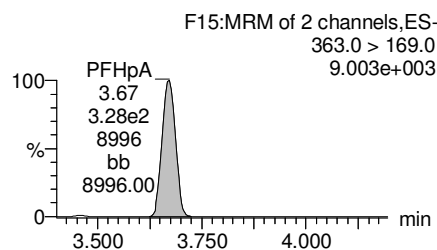
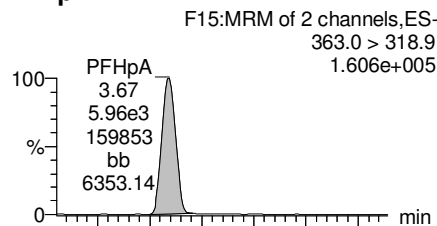
PFBS



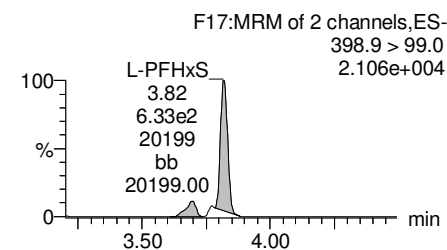
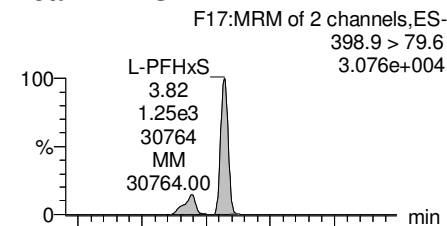
PFHxA



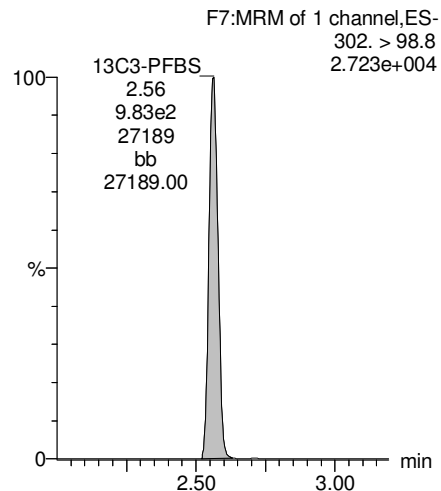
PFHpA



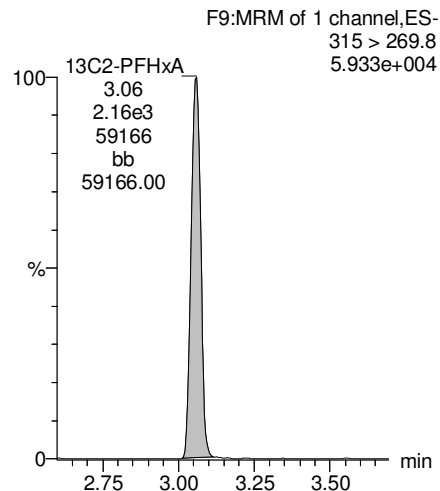
Total PFHxS



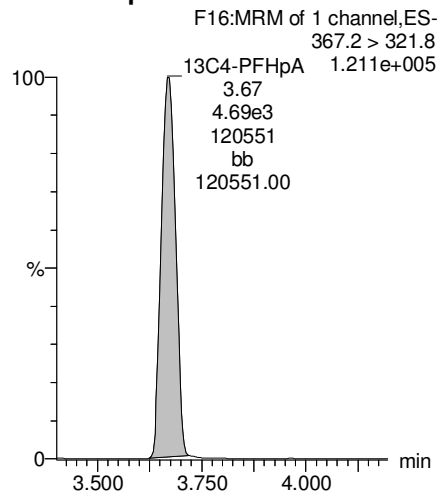
13C3-PFBS



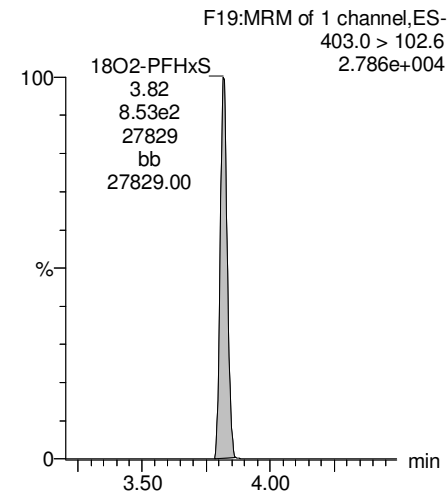
13C2-PFHxA



13C4-PFHpA



18O2-PFHxS



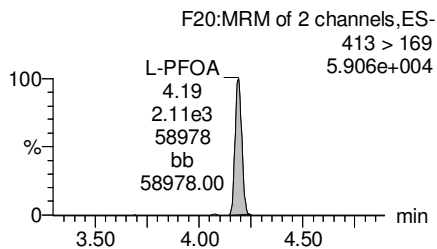
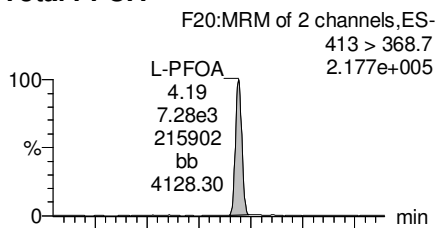
Dataset: F:\Projects\PFAS.PRO\Results\180221M1\180221M1-47_B.qld

Last Altered: Monday, February 26, 2018 13:51:29 Pacific Standard Time

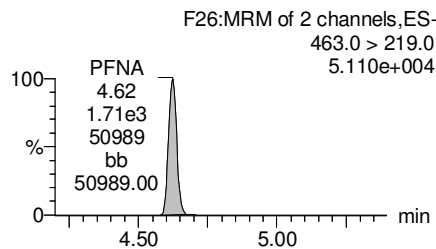
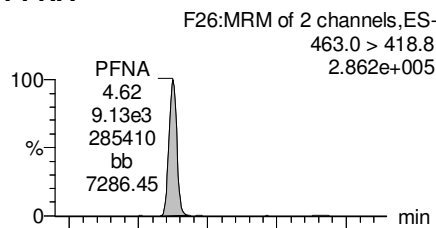
Printed: Monday, February 26, 2018 13:52:06 Pacific Standard Time

Name: 180221M1_47, Date: 21-Feb-2018, Time: 23:54:40, ID: B8B0074-MSD1 Matrix Spike Dup 1.5, Description: Matrix Spike Dup

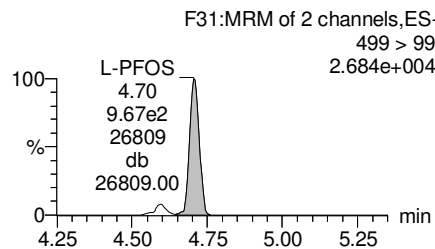
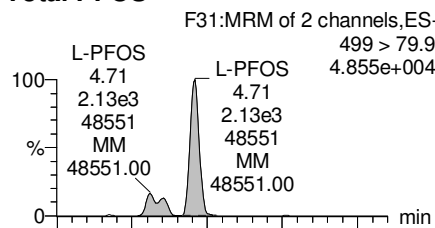
Total PFOA



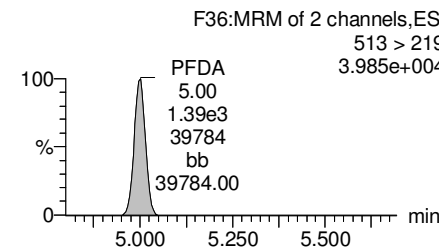
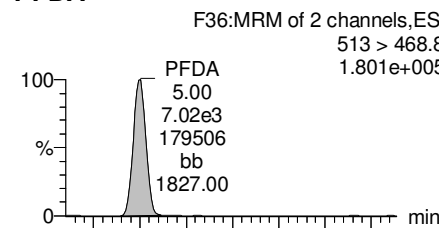
PFNA



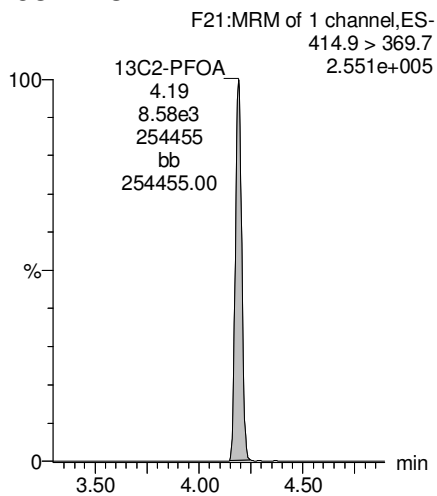
Total PFOS



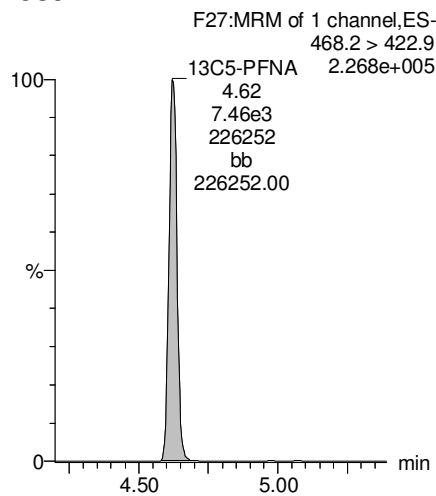
PFDA



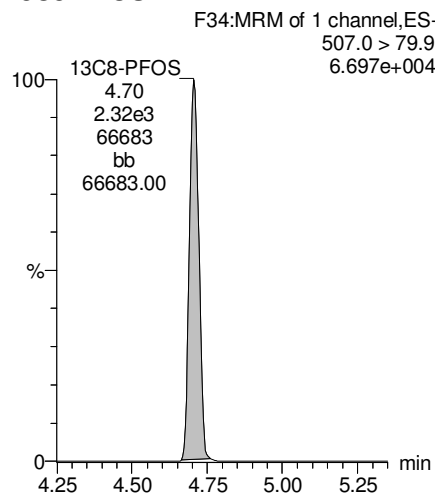
13C2-PFOA



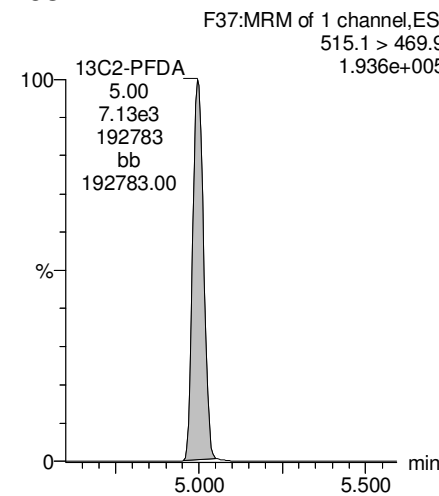
13C5-PFNA



13C8-PFOS



13C2-PFDA



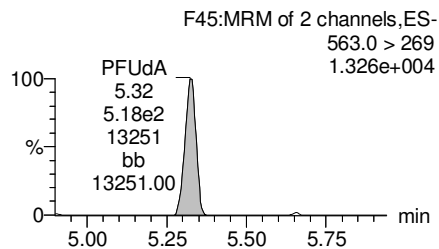
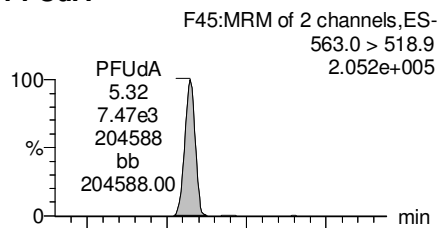
Dataset: F:\Projects\PFAS.PRO\Results\180221M1\180221M1-47_B.qld

Last Altered: Monday, February 26, 2018 13:51:29 Pacific Standard Time

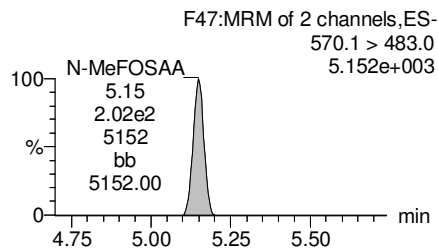
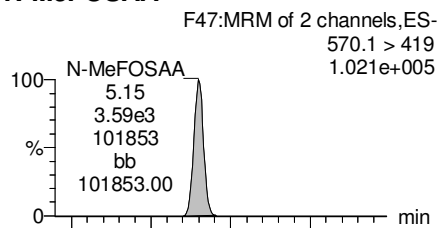
Printed: Monday, February 26, 2018 13:52:06 Pacific Standard Time

Name: 180221M1_47, Date: 21-Feb-2018, Time: 23:54:40, ID: B8B0074-MSD1 Matrix Spike Dup 1.5, Description: Matrix Spike Dup

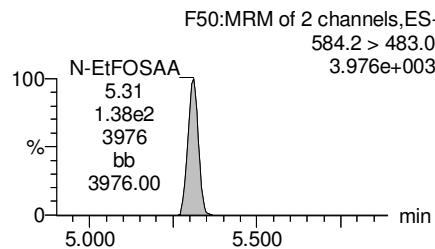
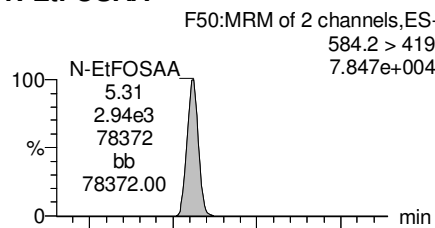
PFUdA



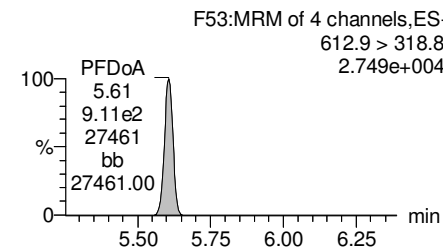
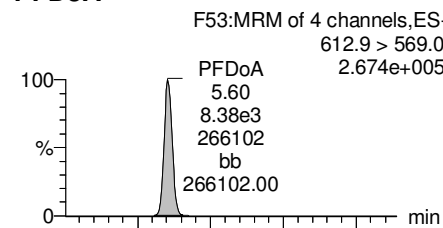
N-MeFOSAA



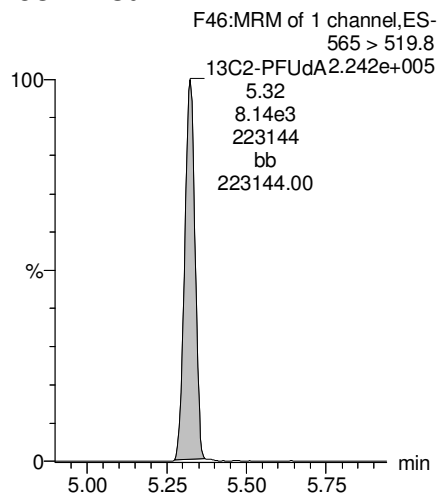
N-EtFOSAA



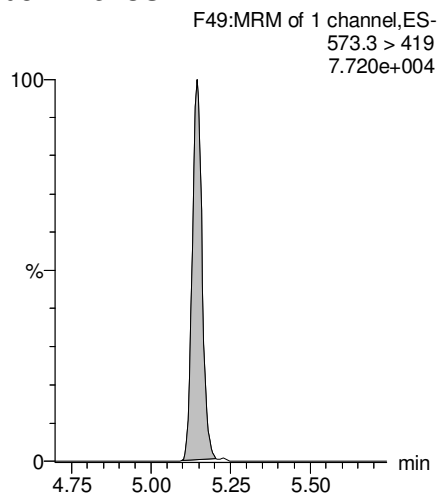
PFDaA



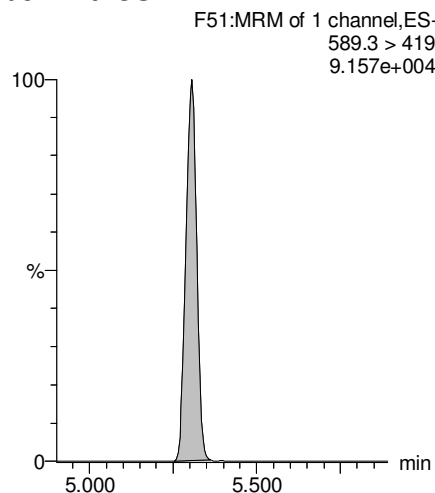
13C2-PFUdA



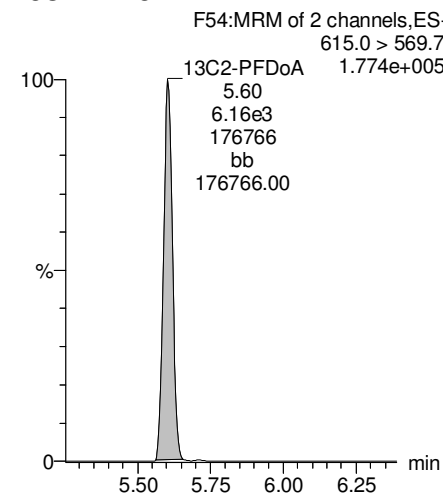
d3-N-MeFOSAA



d5-N-EtFOSAA



13C2-PFDaA



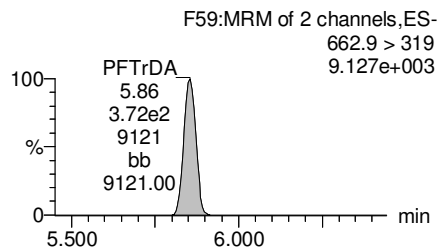
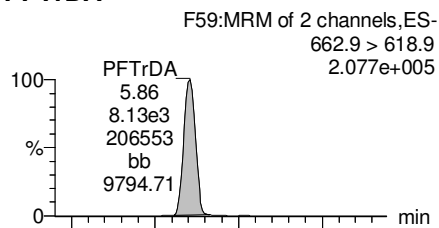
Dataset: F:\Projects\PFAS.PRO\Results\180221M1\180221M1-47_B.qld

Last Altered: Monday, February 26, 2018 13:51:29 Pacific Standard Time

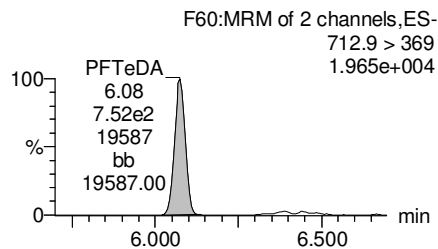
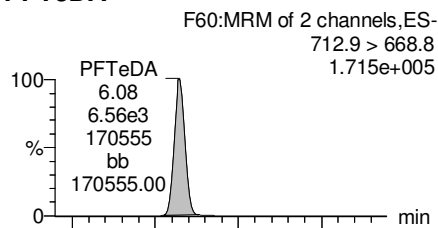
Printed: Monday, February 26, 2018 13:52:06 Pacific Standard Time

Name: 180221M1_47, Date: 21-Feb-2018, Time: 23:54:40, ID: B8B0074-MSD1 Matrix Spike Dup 1.5, Description: Matrix Spike Dup

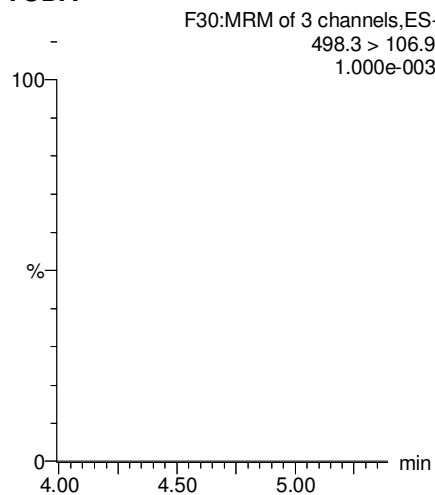
PFTrDA



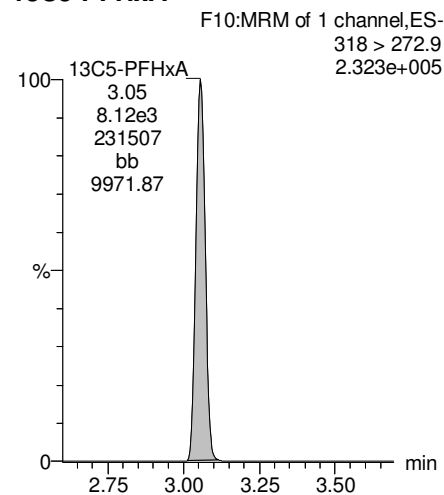
PFTeDA



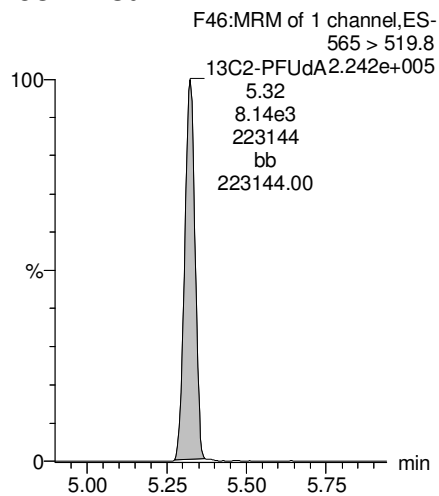
TCDA



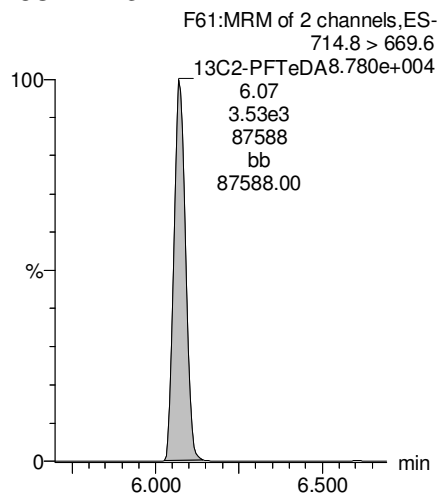
13C5-PFHxA



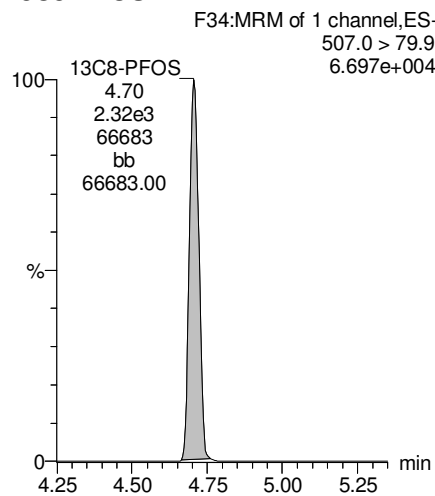
13C2-PFUDA



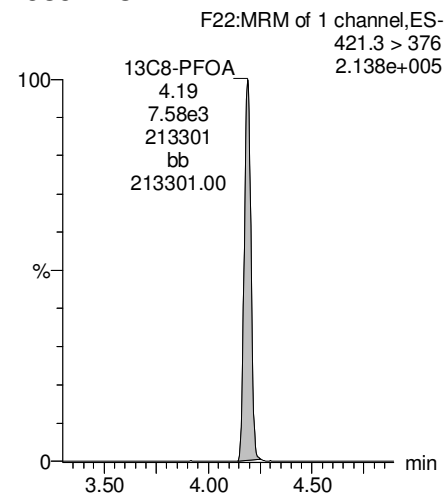
13C2-PFTeDA



13C8-PFOS



13C8-PFOA

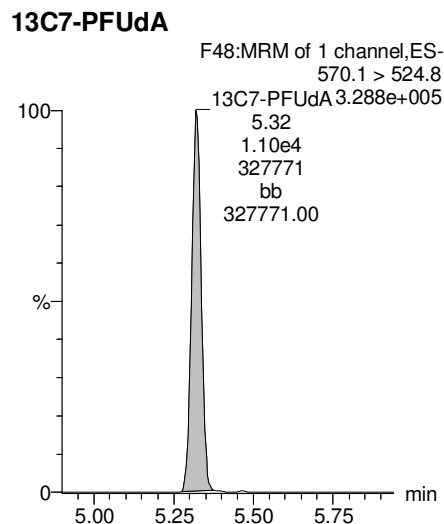
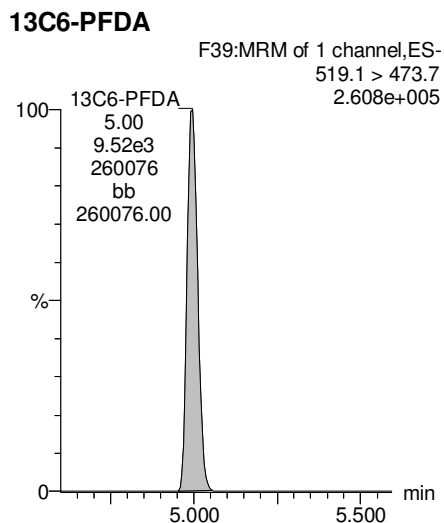
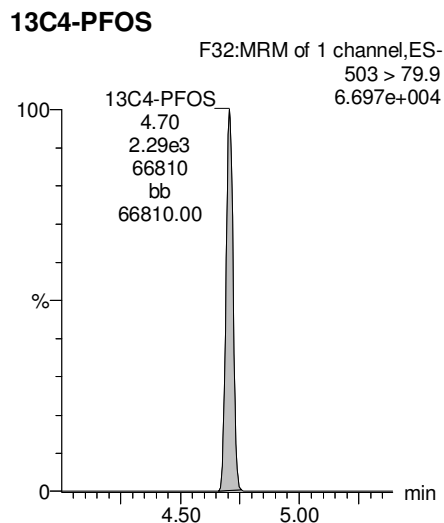
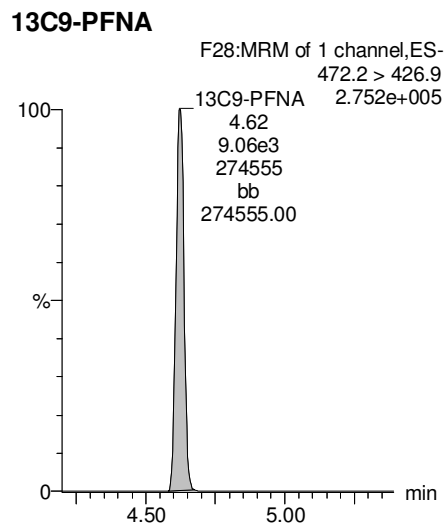
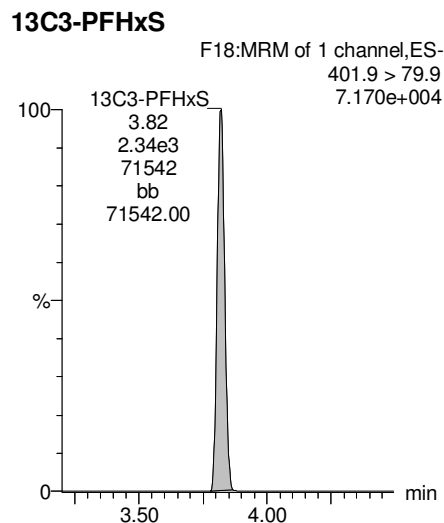


Dataset: F:\Projects\PFAS.PRO\Results\180221M1\180221M1-47_B.qld

Last Altered: Monday, February 26, 2018 13:51:29 Pacific Standard Time

Printed: Monday, February 26, 2018 13:52:06 Pacific Standard Time

Name: 180221M1_47, Date: 21-Feb-2018, Time: 23:54:40, ID: B8B0074-MSD1 Matrix Spike Dup 1.5, Description: Matrix Spike Dup



Dataset: F:\Projects\PFAS.PRO\Results\180222M1\180222M1-19.qld

Last Altered: Monday, February 26, 2018 13:06:10 Pacific Standard Time

Printed: Monday, February 26, 2018 13:06:51 Pacific Standard Time

Method: F:\Projects\PFAS.PRO\MethDB\PFAS_FULL_80C_022218.mdb 23 Feb 2018 08:58:55

Calibration: F:\Projects\PFAS.PRO\CurveDB\C18_VAL-PFAS_Q4_02-22-18-FULL.cdb 23 Feb 2018 10:57:03

Name: 180222M1_19, Date: 22-Feb-2018, Time: 17:53:39, ID: 1800268-07 WI-AF-SB612-6870-0118 1.3, Description: WI-AF-SB612-6870-0118

	# Name	Trace	Area	IS Area	Wt./Vol.	RRF	Pred.RT	RT	y Axis Resp.	Conc.	%Rec
1	3 PFBS	299.0 > 79.7		1.10e3	1.07		2.60				
2	5 PFHxA	313.2 > 268.9		2.31e3	1.07		3.19				
3	7 PFHpA	363.0 > 318.9		6.02e3	1.07		3.81				
4	8 L-PFHxS	398.9 > 79.6		7.98e2	1.07		3.85				
5	11 L-PFOA	413 > 368.7		7.59e3	1.07		4.22				
6	14 PFNA	463.0 > 418.8		6.33e3	1.07		4.76				
7	16 L-PFOS	499 > 79.9		1.80e3	1.07		4.74				
8	18 PFDA	513 > 468.8		7.09e3	1.07		5.14				
9	21 N-MeFOSAA	570.1 > 419		3.20e3	1.07		5.29				
10	22 N-EtFOSAA	584.2 > 419		3.00e3	1.07		5.45				
11	23 PFUdA	563.0 > 518.9		7.22e3	1.07		5.46				

Dataset: F:\Projects\PFAS.PRO\Results\180222M1\180222M1-19.qld

Last Altered: Monday, February 26, 2018 13:06:10 Pacific Standard Time

Printed: Monday, February 26, 2018 13:07:01 Pacific Standard Time

Method: F:\Projects\PFAS.PRO\MethDB\PFAS_FULL_80C_022218.mdb 23 Feb 2018 08:58:55

Calibration: F:\Projects\PFAS.PRO\CurveDB\C18_VAL-PFAS_Q4_02-22-18-FULL.cdb 23 Feb 2018 10:57:03

Name: 180222M1_19, Date: 22-Feb-2018, Time: 17:53:39, ID: 1800268-07 WI-AF-SB612-6870-0118 1.3, Description: WI-AF-SB612-6870-0118

#	Name	Trace	Area	IS Area	Wt./Vol.	RRF	Pred.RT	RT	y Axis Resp.	Conc.	%Rec	
1	25	PFDoA	612.9 > 569.0	7.38e3	1.07		5.74					
2	27	PFTTrDA	662.9 > 618.9	7.38e3	1.07		5.98					
3	28	PFTeDA	712.9 > 668.8	2.92e3	1.07		6.20					
4	36	13C3-PFBS	302. > 98.8	1.10e3	9.36e3	1.07	0.120	2.69	2.53	1.47	11.4227	97.8
5	37	13C2-PFHxA	315 > 269.8	2.31e3	9.36e3	1.07	0.760	3.19	3.02	3.08	3.7923	81.2
6	38	13C4-PFHpA	367.2 > 321.8	6.02e3	9.36e3	1.07	0.729	3.81	3.63	8.04	10.3038	88.2
7	39	18O2-PFHxS	403.0 > 102.6	7.98e2	2.07e3	1.07	0.367	3.96	3.78	4.83	12.2982	105.3
8	40	13C2-PFOA	414.9 > 369.7	7.59e3	7.46e3	1.07	1.225	4.33	4.15	12.7	9.7011	83.0
9	41	13C5-PFNA	468.2 > 422.9	6.33e3	8.77e3	1.07	0.936	4.76	4.59	9.02	9.0064	77.1
10	42	13C8-PFOSA	506.1 > 77.7	1.42e3	1.01e4	1.07	0.235	4.83	4.64	1.76	7.0098	60.0
11	43	13C8-PFOS	507.0 > 79.9	1.80e3	2.39e3	1.07	1.018	4.84	4.67	9.43	8.6570	74.1
12	44	13C2-PFDA	515.1 > 469.9	7.09e3	7.73e3	1.07	0.977	5.14	4.96	11.5	10.9663	93.9
13	45	d3-N-MeFOSAA	573.3 > 419	3.20e3	1.01e4	1.07	0.405	5.29	5.11	3.98	9.1850	78.6
14	46	d5-N-EtFOSAA	589.3 > 419	3.00e3	1.01e4	1.07	0.419	5.45	5.26	3.73	8.3218	71.2
15	47	13C2-PFUdA	565 > 519.8	7.22e3	1.01e4	1.07	1.045	5.46	5.28	8.96	8.0158	68.6
16	48	13C2-PFDoA	615.0 > 569.7	7.38e3	1.01e4	1.07	0.832	5.74	5.57	9.16	10.2850	88.0
17	49	d3-N-MeFOSA	515.2 > 168.9		1.01e4	1.07	0.109	5.84				
18	50	13C2-PFTeDA	714.8 > 669.6	2.92e3	1.01e4	1.07	0.313	6.20	6.03	3.63	10.8153	92.6
19	51	d5-N-ETFOSA	531.1 > 168.9		1.01e4	1.07	0.160	6.22				
20	52	13C2-PFHxDA	815 > 769.7	2.29e3	1.01e4	1.07	0.648	6.51	6.38	2.84	4.0888	87.5
21	53	d7-N-MeFOSE	623.1 > 58.9		1.01e4	1.07	0.150	6.31				
22	54	d9-N-EtFOSE	639.2 > 58.8		1.01e4	1.07	0.142	6.45				
23	55	13C4-PFBA	217. > 171.8	7.63e3	7.63e3	1.07	1.000	1.46	1.29	12.5	11.6829	100.0
24	56	13C5-PFHxA	318 > 272.9	9.36e3	9.36e3	1.07	1.000	3.19	3.02	12.5	11.6829	100.0
25	57	13C3-PFHxS	401.9 > 79.9	2.07e3	2.07e3	1.07	1.000	3.96	3.78	12.5	11.6829	100.0
26	58	13C8-PFOA	421.3 > 376	7.46e3	7.46e3	1.07	1.000	4.33	4.15	12.5	11.6829	100.0
27	59	13C9-PFNA	472.2 > 426.9	8.77e3	8.77e3	1.07	1.000	4.70	4.59	12.5	11.6829	100.0
28	60	13C4-PFOS	503 > 79.9	2.39e3	2.39e3	1.07	1.000	4.84	4.67	12.5	11.6829	100.0
29	61	13C6-PFDA	519.1 > 473.7	7.73e3	7.73e3	1.07	1.000	5.14	4.96	12.5	11.6829	100.0
30	62	13C7-PFUdA	570.1 > 524.8	1.01e4	1.01e4	1.07	1.000	5.46	5.28	12.5	11.6829	100.0
31	63	Total PFHxS	398.9 > 79.6	0.00e0	7.98e2	1.07		3.85		0.000		
32	64	Total PFOA	413 > 368.7	0.00e0	7.59e3	1.07		4.21		0.000		

GM 2/26/2018

Dataset: F:\Projects\PFAS.PRO\Results\180222M1\180222M1-19.qld

Last Altered: Monday, February 26, 2018 13:06:10 Pacific Standard Time

Printed: Monday, February 26, 2018 13:07:01 Pacific Standard Time

Name: 180222M1_19, Date: 22-Feb-2018, Time: 17:53:39, ID: 1800268-07 WI-AF-SB612-6870-0118 1.3, Description: WI-AF-SB612-6870-0118

	# Name	Trace	Area	IS Area	Wt./Vol.	RRF	Pred.RT	RT	y Axis Resp.	Conc.	%Rec
33	65 Total PFOS	499 > 79.9	0.00e0	1.80e3	1.07		4.73		0.000		
34	66 Total N-MeFOSAA	570.1 > 419	0.00e0	3.20e3	1.07		5.29		0.000		
35	67 Total N-EtFOSAA	584.2 > 419	0.00e0	3.00e3	1.07		5.45		0.000		

Dataset: F:\Projects\PFAS.PRO\Results\180222M1\180222M1-19.qld

Last Altered: Monday, February 26, 2018 13:06:10 Pacific Standard Time

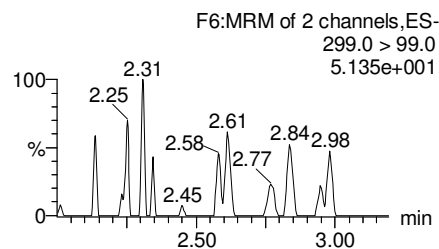
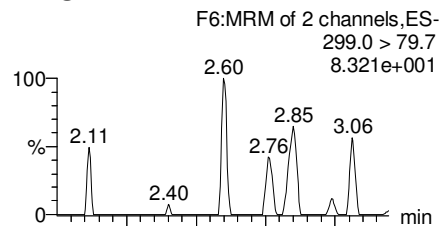
Printed: Monday, February 26, 2018 13:07:01 Pacific Standard Time

Method: F:\Projects\PFAS.PRO\MethDB\PFAS_FULL_80C_022218.mdb 23 Feb 2018 08:58:55

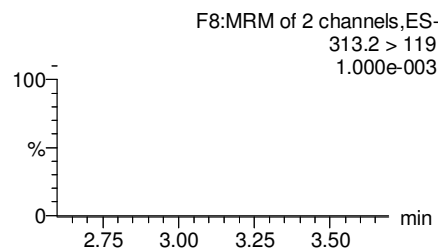
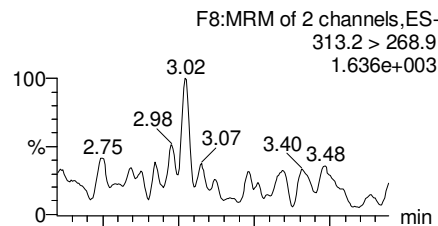
Calibration: F:\Projects\PFAS.PRO\CurveDB\C18_VAL-PFAS_Q4_02-22-18-FULL.cdb 23 Feb 2018 10:57:03

Name: 180222M1_19, Date: 22-Feb-2018, Time: 17:53:39, ID: 1800268-07 WI-AF-SB612-6870-0118 1.3, Description: WI-AF-SB612-6870-0118

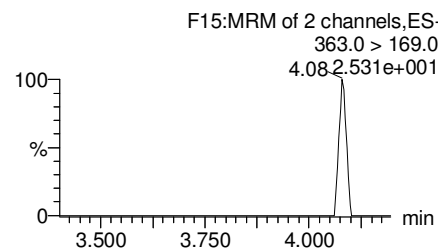
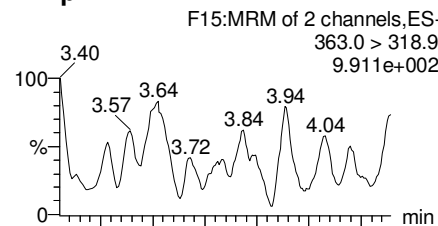
PFBS



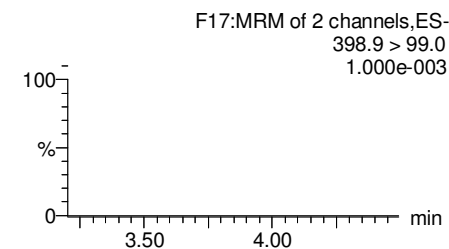
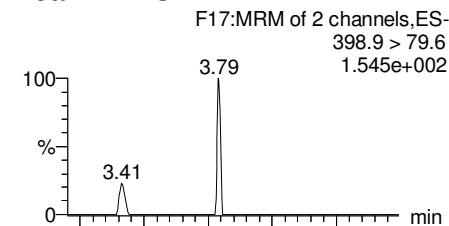
PFHxA



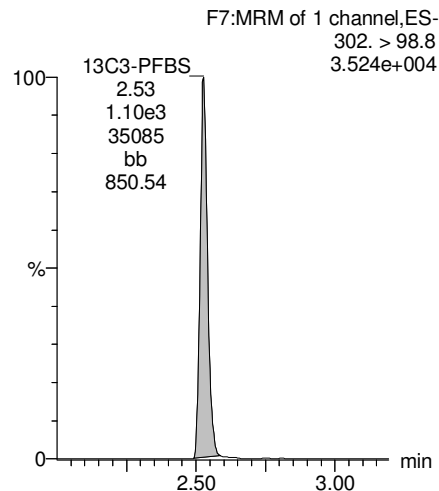
PFHpA



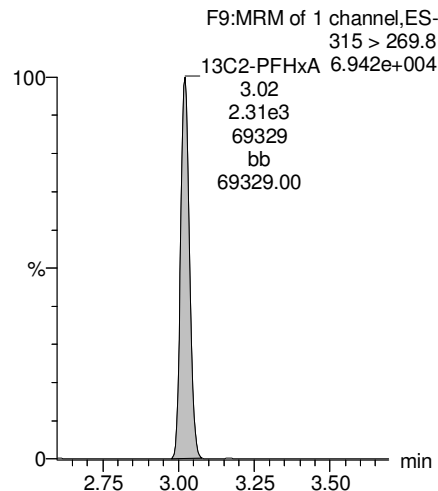
Total PFHxS



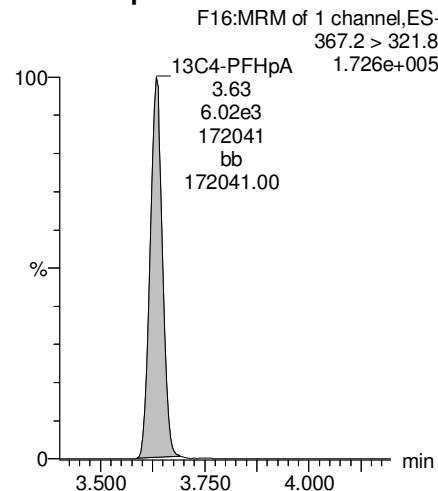
13C3-PFBS



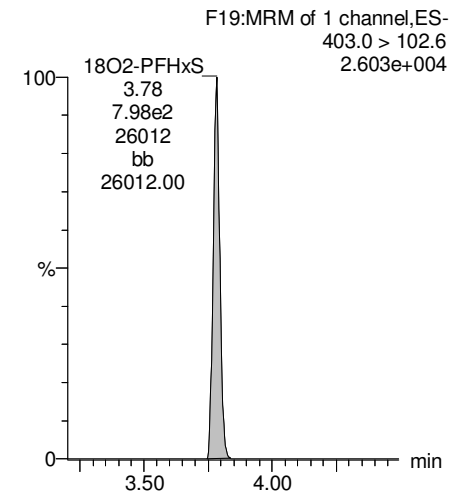
13C2-PFHxA



13C4-PFHpA



18O2-PFHxS



Dataset: F:\Projects\PFAS.PRO\Results\180222M1\180222M1-19.qld

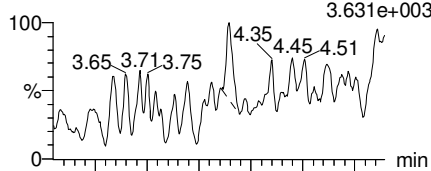
Last Altered: Monday, February 26, 2018 13:06:10 Pacific Standard Time

Printed: Monday, February 26, 2018 13:07:01 Pacific Standard Time

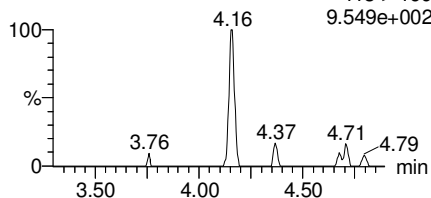
Name: 180222M1_19, Date: 22-Feb-2018, Time: 17:53:39, ID: 1800268-07 WI-AF-SB612-6870-0118 1.3, Description: WI-AF-SB612-6870-0118

Total PFOA

F20:MRM of 2 channels,ES-
413 > 368.7
3.631e+003

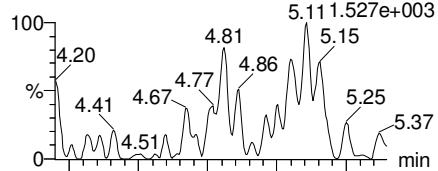


F20:MRM of 2 channels,ES-
413 > 169
9.549e+002

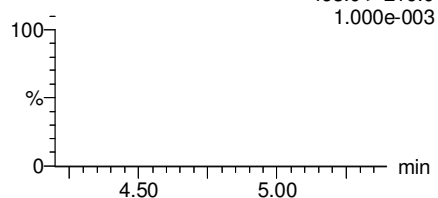


PFNA

F26:MRM of 2 channels,ES-
463.0 > 418.8
5.111.527e+003

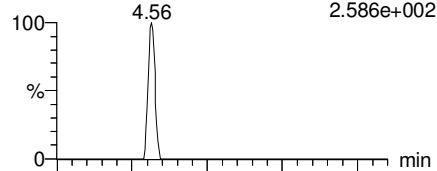


F26:MRM of 2 channels,ES-
463.0 > 219.0
1.000e-003

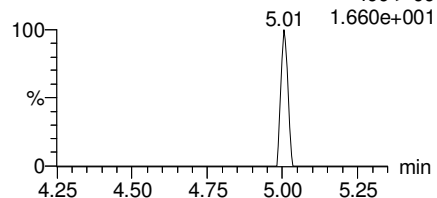


Total PFOS

F31:MRM of 2 channels,ES-
499 > 79.9
2.586e+002

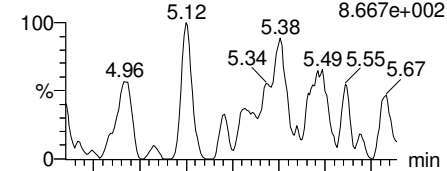


F31:MRM of 2 channels,ES-
499 > 99
1.660e+001

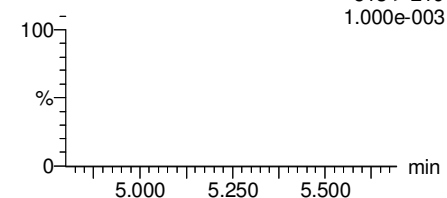


PFDA

F36:MRM of 2 channels,ES-
513 > 468.8
8.667e+002

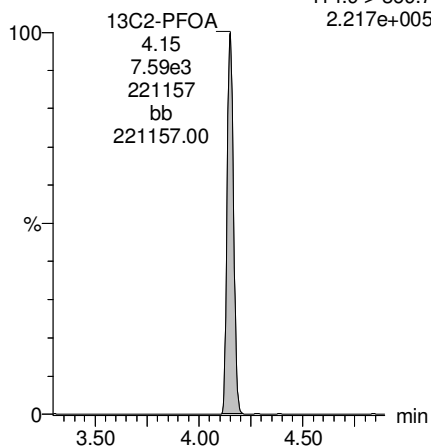


F36:MRM of 2 channels,ES-
513 > 219
1.000e-003



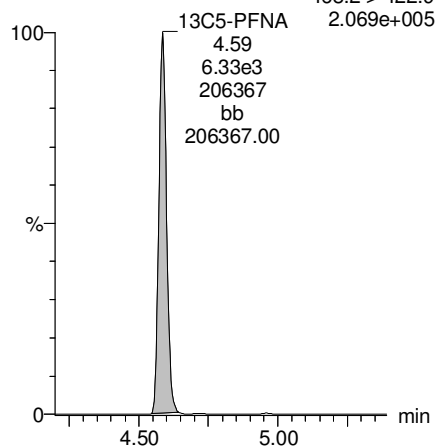
13C2-PFOA

F21:MRM of 1 channel,ES-
414.9 > 369.7
2.217e+005



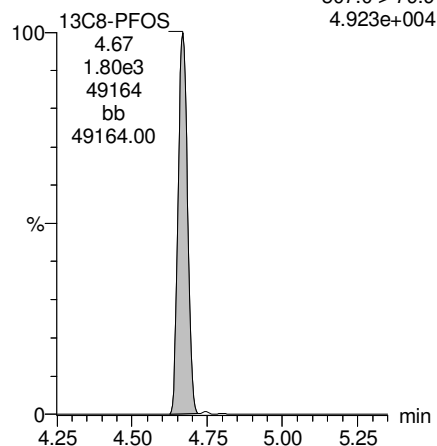
13C5-PFNA

F27:MRM of 1 channel,ES-
468.2 > 422.9
2.069e+005



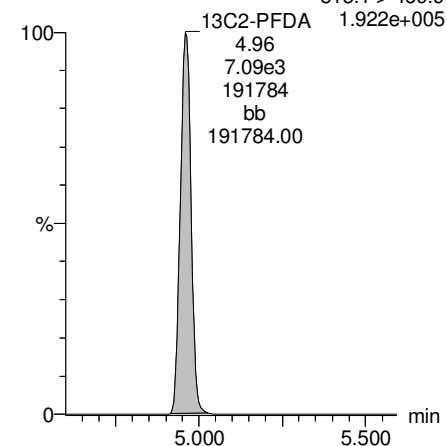
13C8-PFOS

F34:MRM of 1 channel,ES-
507.0 > 79.9
4.923e+004



13C2-PFDA

F37:MRM of 1 channel,ES-
515.1 > 469.9
1.922e+005



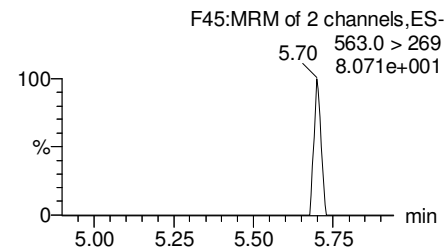
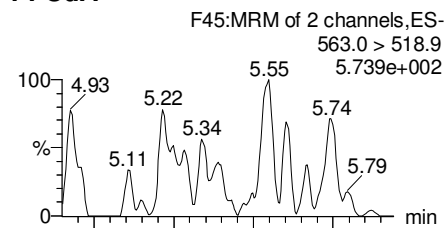
Dataset: F:\Projects\PFAS.PRO\Results\180222M1\180222M1-19.qld

Last Altered: Monday, February 26, 2018 13:06:10 Pacific Standard Time

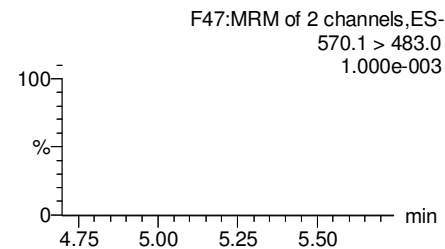
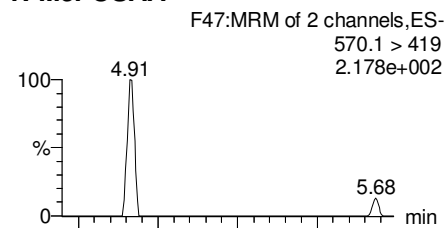
Printed: Monday, February 26, 2018 13:07:01 Pacific Standard Time

Name: 180222M1_19, Date: 22-Feb-2018, Time: 17:53:39, ID: 1800268-07 WI-AF-SB612-6870-0118 1.3, Description: WI-AF-SB612-6870-0118

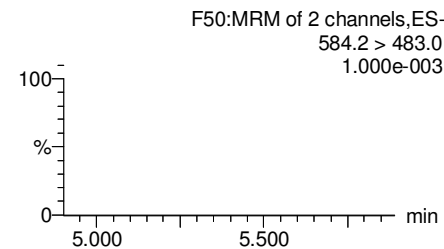
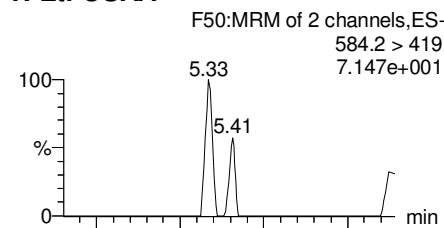
PFUdA



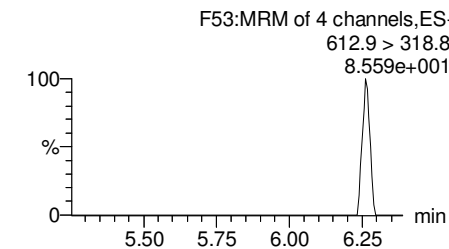
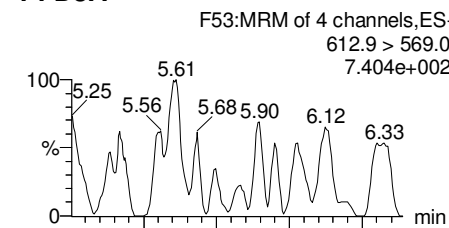
N-MeFOSAA



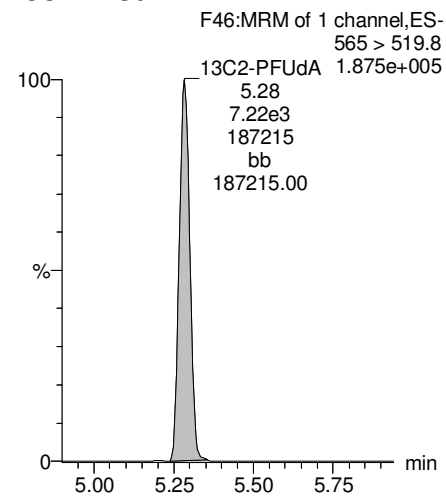
N-EtFOSAA



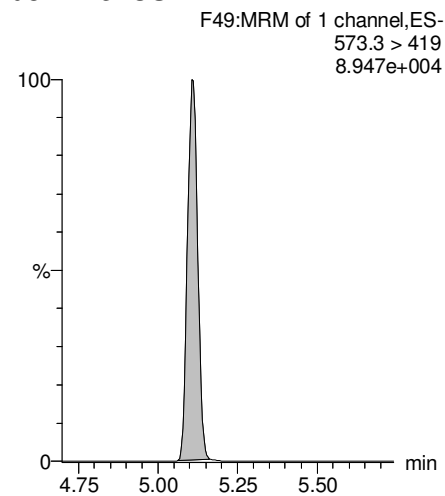
PFDaA



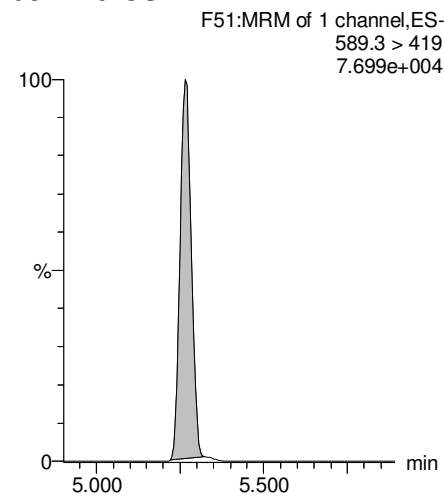
13C2-PFUdA



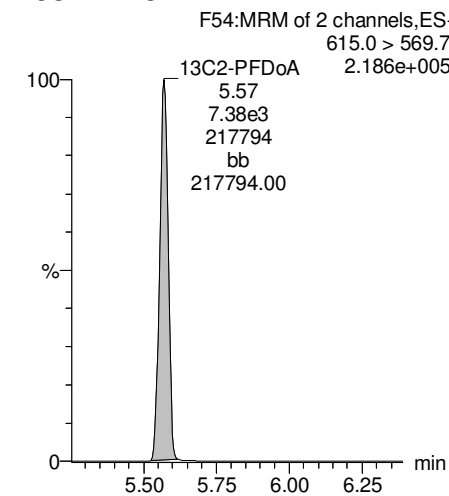
d3-N-MeFOSAA



d5-N-EtFOSAA



13C2-PFDaA



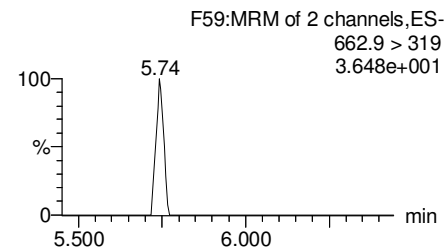
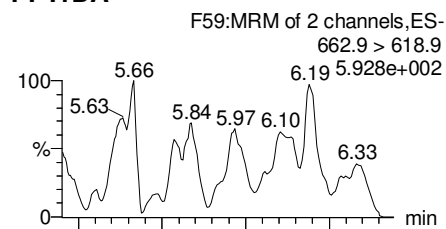
Dataset: F:\Projects\PFAS.PRO\Results\180222M1\180222M1-19.qld

Last Altered: Monday, February 26, 2018 13:06:10 Pacific Standard Time

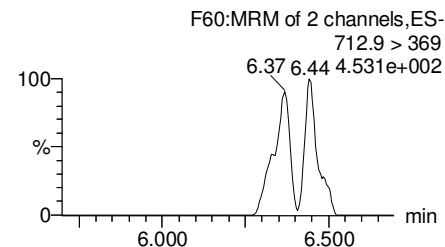
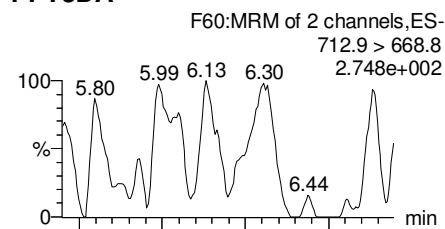
Printed: Monday, February 26, 2018 13:07:01 Pacific Standard Time

Name: 180222M1_19, Date: 22-Feb-2018, Time: 17:53:39, ID: 1800268-07 WI-AF-SB612-6870-0118 1.3, Description: WI-AF-SB612-6870-0118

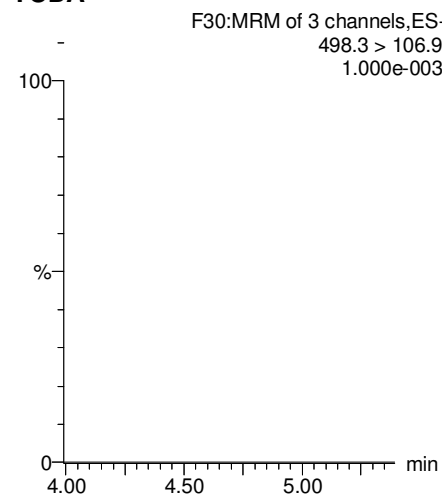
PFTrDA



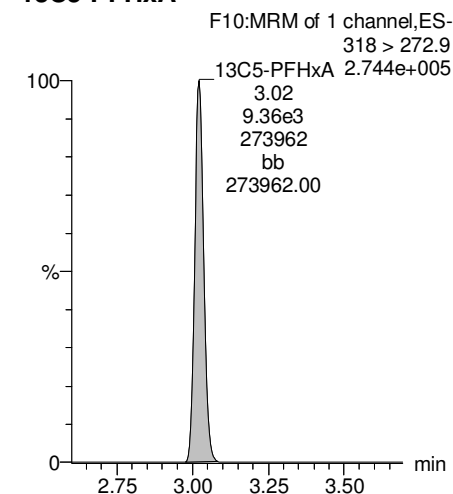
PFTeDA



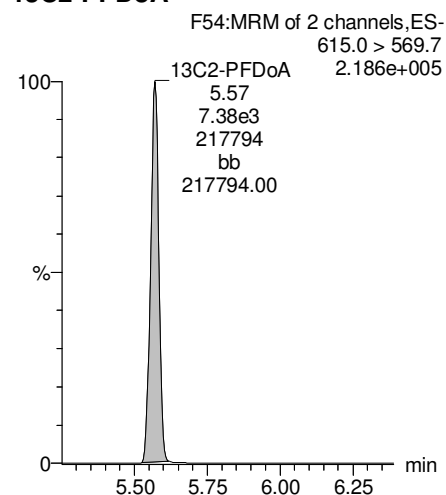
TCDA



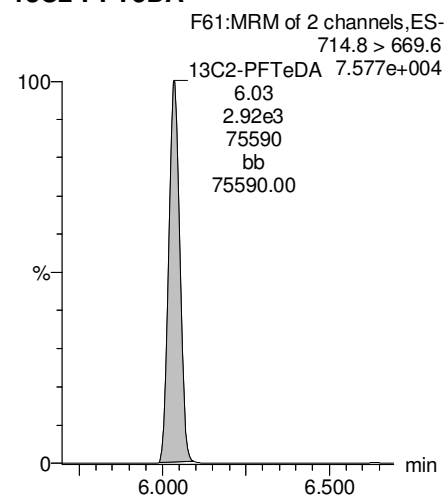
13C5-PFHxA



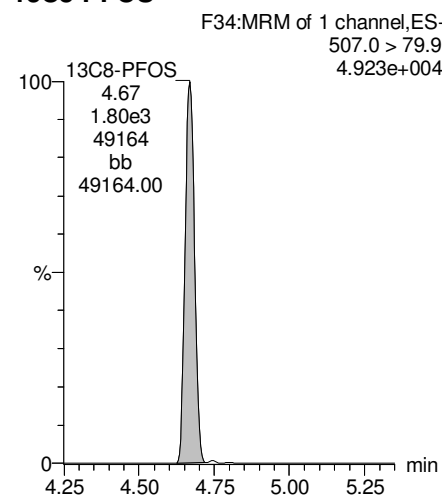
13C2-PFDoA



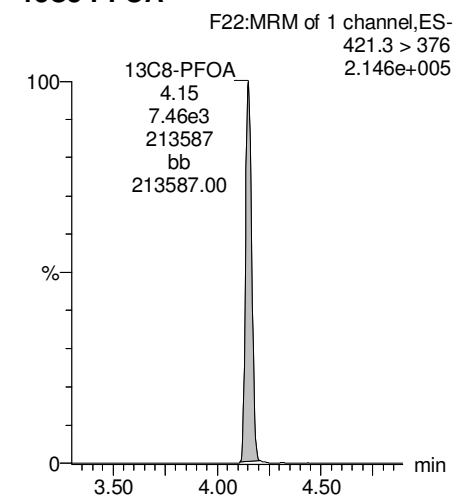
13C2-PFTeDA



13C8-PFOS



13C8-PFOA



Dataset: F:\Projects\PFAS.PRO\Results\180222M1\180222M1-19.qld

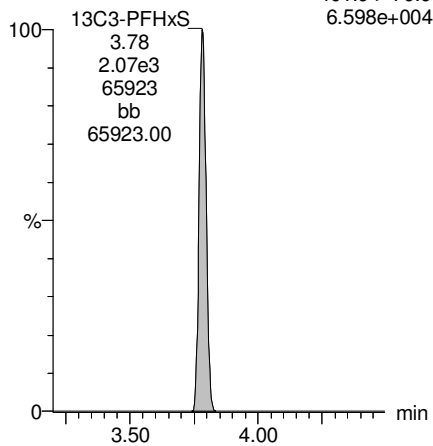
Last Altered: Monday, February 26, 2018 13:06:10 Pacific Standard Time

Printed: Monday, February 26, 2018 13:07:01 Pacific Standard Time

Name: 180222M1_19, Date: 22-Feb-2018, Time: 17:53:39, ID: 1800268-07 WI-AF-SB612-6870-0118 1.3, Description: WI-AF-SB612-6870-0118

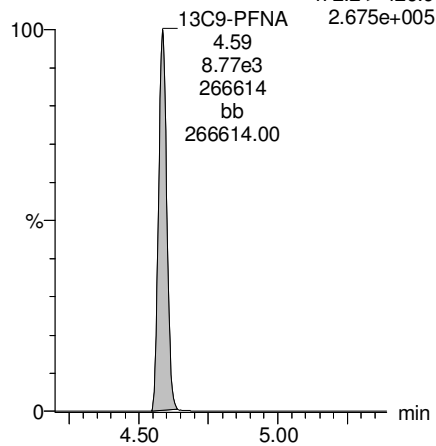
13C3-PFHxS

F18:MRM of 1 channel,ES-
401.9 > 79.9
6.598e+004



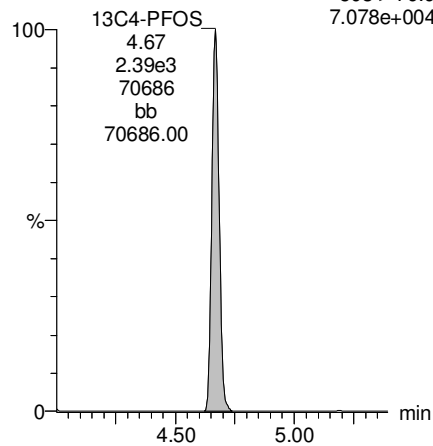
13C9-PFNA

F28:MRM of 1 channel,ES-
472.2 > 426.9
2.675e+005



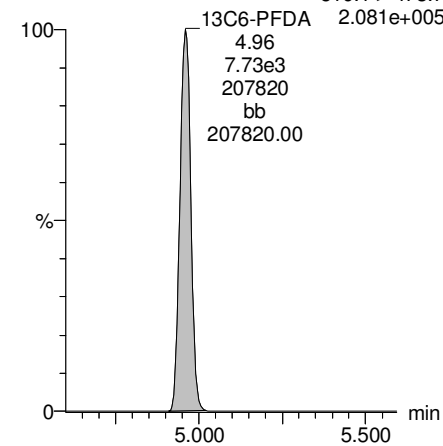
13C4-PFOS

F32:MRM of 1 channel,ES-
503 > 79.9
7.078e+004



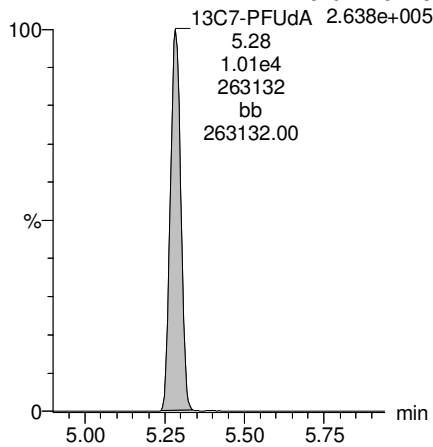
13C6-PFDA

F39:MRM of 1 channel,ES-
519.1 > 473.7
2.081e+005



13C7-PFUdA

F48:MRM of 1 channel,ES-
570.1 > 524.8
2.638e+005



Dataset: F:\Projects\PFAS.PRO\Results\180222M1\180222M1-20.qld

Last Altered: Monday, February 26, 2018 13:08:12 Pacific Standard Time

Printed: Monday, February 26, 2018 13:08:54 Pacific Standard Time

Method: F:\Projects\PFAS.PRO\MethDB\PFAS_FULL_80C_022218.mdb 23 Feb 2018 08:58:55

Calibration: F:\Projects\PFAS.PRO\CurveDB\C18_VAL-PFAS_Q4_02-22-18-FULL.cdb 23 Feb 2018 10:57:03

Name: 180222M1_20, Date: 22-Feb-2018, Time: 18:05:07, ID: 1800268-08 WI-AF-SB613-000H-0118 1.39, Description: WI-AF-SB613-000H-0118

	# Name	Trace	Area	IS Area	Wt./Vol.	RRF	Pred.RT	RT	y Axis Resp.	Conc.	%Rec
1	3 PFBS	299.0 > 79.7		9.36e2	1.01		2.60				
2	5 PFHxA	313.2 > 268.9		1.91e3	1.01		3.19				
3	7 PFHpA	363.0 > 318.9		5.16e3	1.01		3.81				
4	8 L-PFHxS	398.9 > 79.6	2.69e0	6.12e2	1.01		3.85	3.79	0.0548	0.0691	
5	11 L-PFOA	413 > 368.7	9.50e1	6.96e3	1.01		4.22	4.16	0.171	0.0855	
6	14 PFNA	463.0 > 418.8		6.18e3	1.01		4.76				
7	16 L-PFOS	499 > 79.9		1.87e3	1.01		4.74				
8	18 PFDA	513 > 468.8		6.29e3	1.01		5.14				
9	21 N-MeFOSAA	570.1 > 419		2.58e3	1.01		5.29				
10	22 N-EtFOSAA	584.2 > 419		2.68e3	1.01		5.45				
11	23 PFUdA	563.0 > 518.9		6.83e3	1.01		5.46				

Dataset: F:\Projects\PFAS.PRO\Results\180222M1\180222M1-20.qld

Last Altered: Monday, February 26, 2018 13:08:12 Pacific Standard Time

Printed: Monday, February 26, 2018 13:09:03 Pacific Standard Time

Method: F:\Projects\PFAS.PRO\MethDB\PFAS_FULL_80C_022218.mdb 23 Feb 2018 08:58:55

Calibration: F:\Projects\PFAS.PRO\CurveDB\C18_VAL-PFAS_Q4_02-22-18-FULL.cdb 23 Feb 2018 10:57:03

Name: 180222M1_20, Date: 22-Feb-2018, Time: 18:05:07, ID: 1800268-08 WI-AF-SB613-000H-0118 1.39, Description: WI-AF-SB613-000H-0118

#	Name	Trace	Area	IS Area	Wt./Vol.	RRF	Pred.RT	RT	y Axis Resp.	Conc.	%Rec	
1	25	PFDa	612.9 > 569.0	6.34e3	1.01		5.74					
2	27	PFTDA	662.9 > 618.9	6.34e3	1.01		5.98					
3	28	PFTeDA	712.9 > 668.8	3.01e3	1.01		6.20					
4	36	13C3-PFBS	302. > 98.8	9.36e2	8.66e3	1.01	0.120	2.69	2.53	1.35	11.1361	89.9
5	37	13C2-PFHxA	315 > 269.8	1.91e3	8.66e3	1.01	0.760	3.19	3.02	2.76	3.5996	72.7
6	38	13C4-PFHpA	367.2 > 321.8	5.16e3	8.66e3	1.01	0.729	3.81	3.64	7.45	10.1145	81.7
7	39	18O2-PFHxS	403.0 > 102.6	6.12e2	2.18e3	1.01	0.367	3.96	3.78	3.52	9.4989	76.7
8	40	13C2-PFOA	414.9 > 369.7	6.96e3	8.01e3	1.01	1.225	4.33	4.16	10.9	8.7806	70.9
9	41	13C5-PFNA	468.2 > 422.9	6.18e3	9.59e3	1.01	0.936	4.76	4.59	8.05	8.5161	68.8
10	42	13C8-PFOA	506.1 > 77.7	1.45e3	8.49e3	1.01	0.235	4.83	4.65	2.14	9.0146	72.8
11	43	13C8-PFOS	507.0 > 79.9	1.87e3	2.04e3	1.01	1.018	4.84	4.67	11.5	11.1507	90.1
12	44	13C2-PFDA	515.1 > 469.9	6.29e3	7.53e3	1.01	0.977	5.14	4.96	10.5	10.5991	85.6
13	45	d3-N-MeFOSAA	573.3 > 419	2.58e3	8.49e3	1.01	0.405	5.29	5.11	3.80	9.3054	75.1
14	46	d5-N-EtFOSAA	589.3 > 419	2.68e3	8.49e3	1.01	0.419	5.45	5.26	3.94	9.3271	75.3
15	47	13C2-PFUdA	565 > 519.8	6.83e3	8.49e3	1.01	1.045	5.46	5.28	10.1	9.5476	77.1
16	48	13C2-PFDoA	615.0 > 569.7	6.34e3	8.49e3	1.01	0.832	5.74	5.57	9.33	11.1089	89.7
17	49	d3-N-MeFOSA	515.2 > 168.9		8.49e3	1.01	0.109	5.84				
18	50	13C2-PFTeDA	714.8 > 669.6	3.01e3	8.49e3	1.01	0.313	6.20	6.04	4.44	14.0342	113.3
19	51	d5-N-ETFOSA	531.1 > 168.9		8.49e3	1.01	0.160	6.22				
20	52	13C2-PFHxDA	815 > 769.7	2.41e3	8.49e3	1.01	0.648	6.51	6.38	3.55	5.4202	109.4
21	53	d7-N-MeFOSE	623.1 > 58.9	6.21e1	8.49e3	1.01	0.150	6.31	6.18	0.0914	0.6053	0.4
22	54	d9-N-EtFOSE	639.2 > 58.8		8.49e3	1.01	0.142	6.45				
23	55	13C4-PFBA	217. > 171.8	6.89e3	6.89e3	1.01	1.000	1.46	1.30	12.5	12.3828	100.0
24	56	13C5-PFHxA	318 > 272.9	8.66e3	8.66e3	1.01	1.000	3.19	3.02	12.5	12.3828	100.0
25	57	13C3-PFHxS	401.9 > 79.9	2.18e3	2.18e3	1.01	1.000	3.96	3.78	12.5	12.3828	100.0
26	58	13C8-PFOA	421.3 > 376	8.01e3	8.01e3	1.01	1.000	4.33	4.15	12.5	12.3828	100.0
27	59	13C9-PFNA	472.2 > 426.9	9.59e3	9.59e3	1.01	1.000	4.70	4.59	12.5	12.3828	100.0
28	60	13C4-PFOS	503 > 79.9	2.04e3	2.04e3	1.01	1.000	4.84	4.67	12.5	12.3828	100.0
29	61	13C6-PFDA	519.1 > 473.7	7.53e3	7.53e3	1.01	1.000	5.14	4.96	12.5	12.3828	100.0
30	62	13C7-PFUdA	570.1 > 524.8	8.49e3	8.49e3	1.01	1.000	5.46	5.28	12.5	12.3828	100.0
31	63	Total PFHxS	398.9 > 79.6	2.69e0	6.12e2	1.01		3.85		0.0548	0.0691	
32	64	Total PFOA	413 > 368.7	9.50e1	6.96e3	1.01		4.21		0.171	0.0855	

GM 2/26/2018

Dataset: F:\Projects\PFAS.PRO\Results\180222M1\180222M1-20.qld

Last Altered: Monday, February 26, 2018 13:08:12 Pacific Standard Time

Printed: Monday, February 26, 2018 13:09:03 Pacific Standard Time

Name: 180222M1_20, Date: 22-Feb-2018, Time: 18:05:07, ID: 1800268-08 WI-AF-SB613-000H-0118 1.39, Description: WI-AF-SB613-000H-0118

	# Name	Trace	Area	IS Area	Wt./Vol.	RRF	Pred.RT	RT	y Axis Resp.	Conc.	%Rec
33	65 Total PFOS	499 > 79.9	0.00e0	1.87e3	1.01		4.73		0.000		
34	66 Total N-MeFOSAA	570.1 > 419	0.00e0	2.58e3	1.01		5.29		0.000		
35	67 Total N-EtFOSAA	584.2 > 419	0.00e0	2.68e3	1.01		5.45		0.000		

Dataset: F:\Projects\PFAS.PRO\Results\180222M1\180222M1-20.qld

Last Altered: Monday, February 26, 2018 13:08:12 Pacific Standard Time

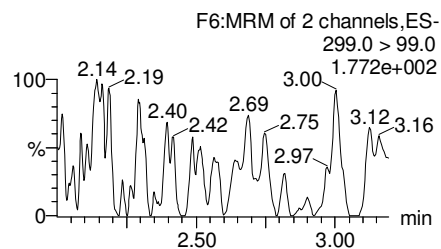
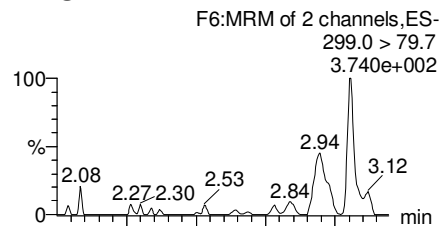
Printed: Monday, February 26, 2018 13:09:03 Pacific Standard Time

Method: F:\Projects\PFAS.PRO\MethDB\PFAS_FULL_80C_022218.mdb 23 Feb 2018 08:58:55

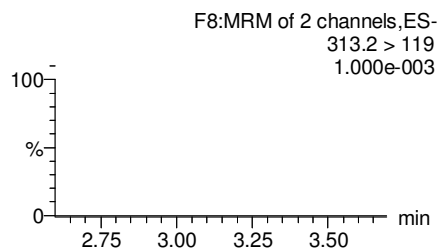
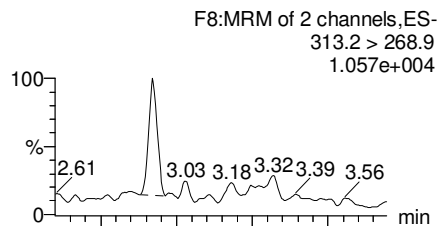
Calibration: F:\Projects\PFAS.PRO\CurveDB\C18_VAL-PFAS_Q4_02-22-18-FULL.cdb 23 Feb 2018 10:57:03

Name: 180222M1_20, Date: 22-Feb-2018, Time: 18:05:07, ID: 1800268-08 WI-AF-SB613-000H-0118 1.39, Description: WI-AF-SB613-000H-0118

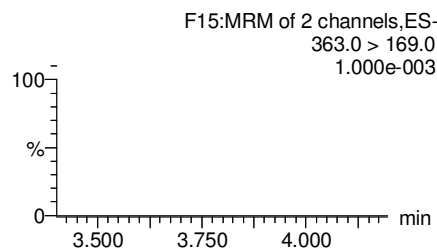
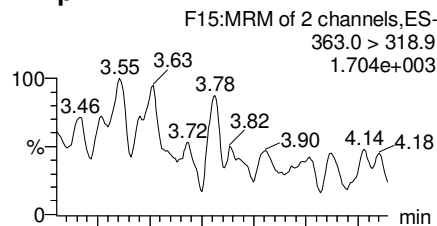
PFBS



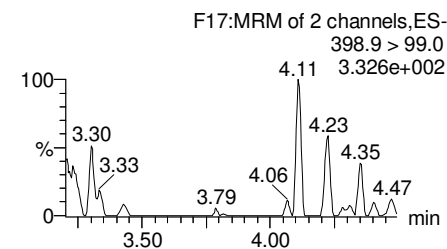
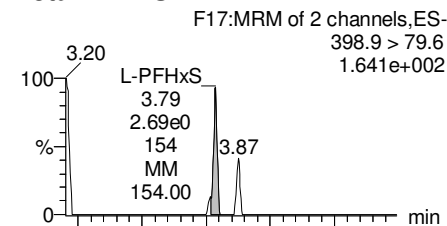
PFHxA



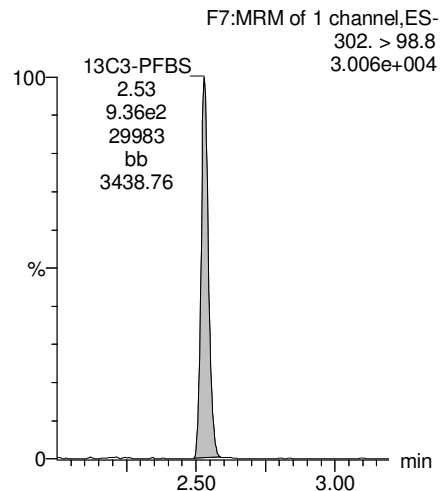
PFHpA



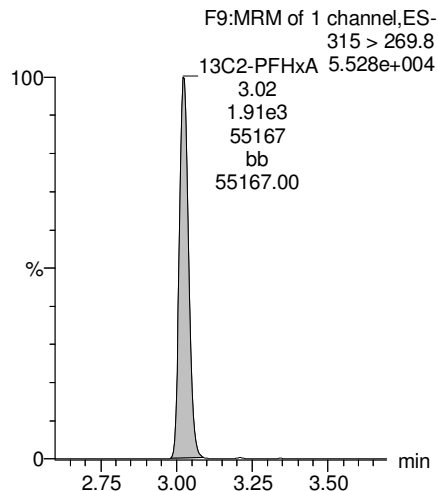
Total PFHxS



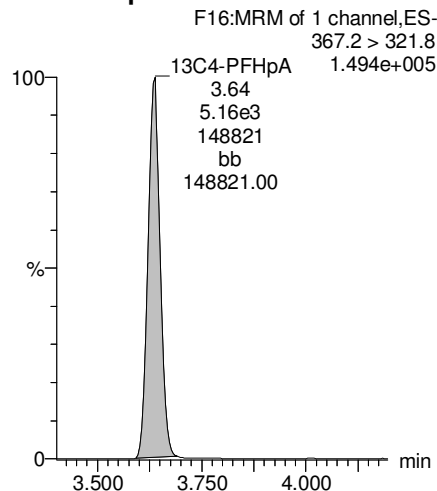
13C3-PFBS



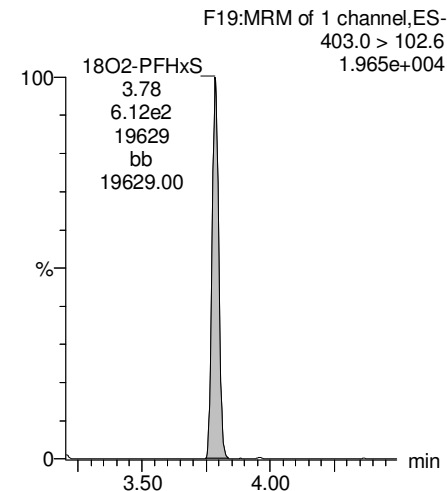
13C2-PFHxA



13C4-PFHpA



18O2-PFHxS



Dataset: F:\Projects\PFAS.PRO\Results\180222M1\180222M1-20.qld

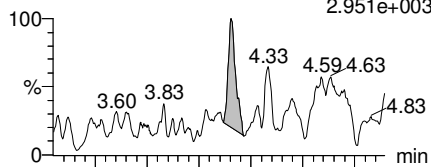
Last Altered: Monday, February 26, 2018 13:08:12 Pacific Standard Time

Printed: Monday, February 26, 2018 13:09:03 Pacific Standard Time

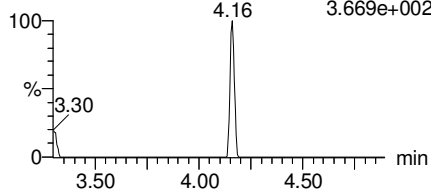
Name: 180222M1_20, Date: 22-Feb-2018, Time: 18:05:07, ID: 1800268-08 WI-AF-SB613-000H-0118 1.39, Description: WI-AF-SB613-000H-0118

Total PFOA

F20:MRM of 2 channels,ES-
413 > 368.7
2.951e+003

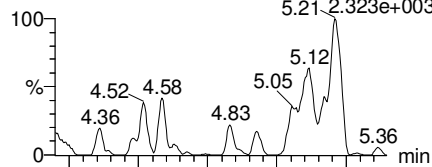


F20:MRM of 2 channels,ES-
413 > 169
3.669e+002

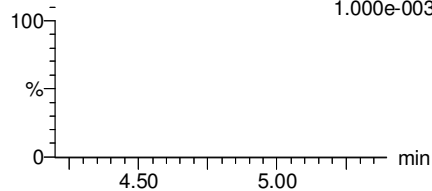


PFNA

F26:MRM of 2 channels,ES-
463.0 > 418.8
5.21-2.323e+003

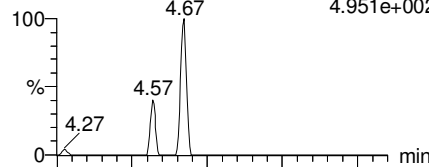


F26:MRM of 2 channels,ES-
463.0 > 219.0
1.000e+003

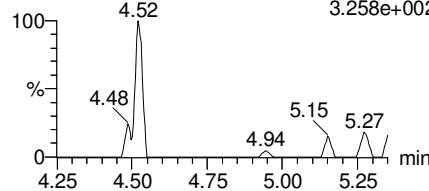


Total PFOS

F31:MRM of 2 channels,ES-
499 > 79.9
4.951e+002

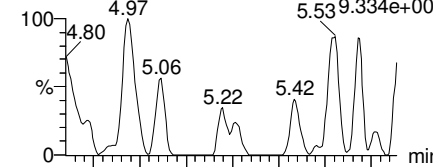


F31:MRM of 2 channels,ES-
499 > 99
3.258e+002

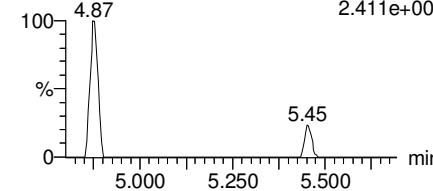


PFDA

F36:MRM of 2 channels,ES-
513 > 468.8
5.539.334e+002

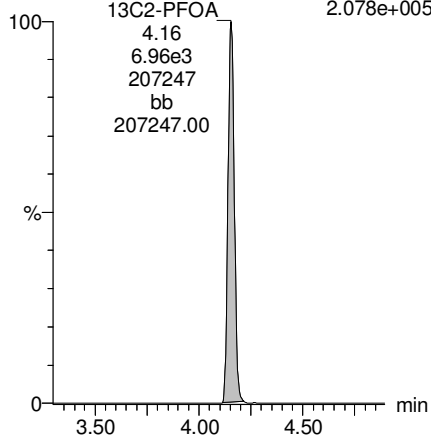


F36:MRM of 2 channels,ES-
513 > 219
2.411e+002



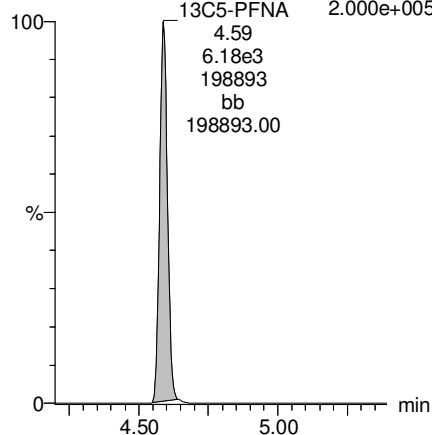
13C2-PFOA

F21:MRM of 1 channel,ES-
414.9 > 369.7
2.078e+005



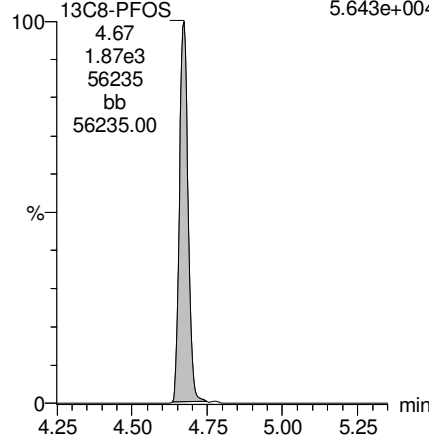
13C5-PFNA

F27:MRM of 1 channel,ES-
468.2 > 422.9
2.000e+005



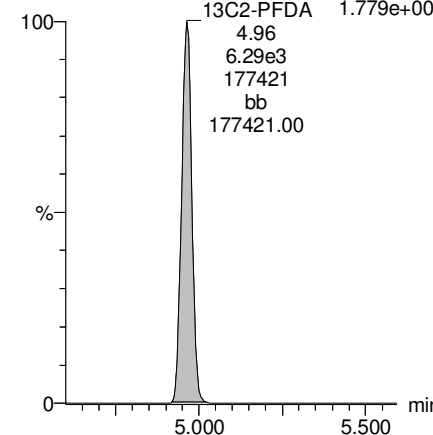
13C8-PFOS

F34:MRM of 1 channel,ES-
507.0 > 79.9
5.643e+004



13C2-PFDA

F37:MRM of 1 channel,ES-
515.1 > 469.9
1.779e+005



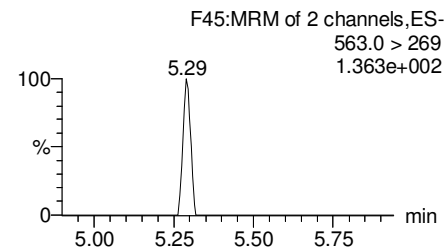
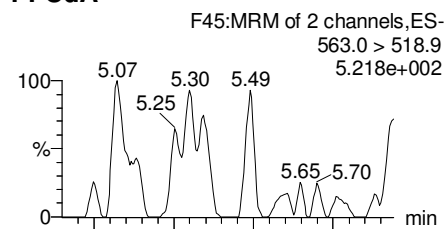
Dataset: F:\Projects\PFAS.PRO\Results\180222M1\180222M1-20.qld

Last Altered: Monday, February 26, 2018 13:08:12 Pacific Standard Time

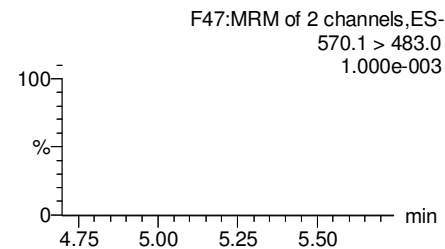
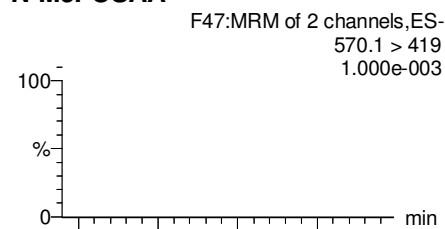
Printed: Monday, February 26, 2018 13:09:03 Pacific Standard Time

Name: 180222M1_20, Date: 22-Feb-2018, Time: 18:05:07, ID: 1800268-08 WI-AF-SB613-000H-0118 1.39, Description: WI-AF-SB613-000H-0118

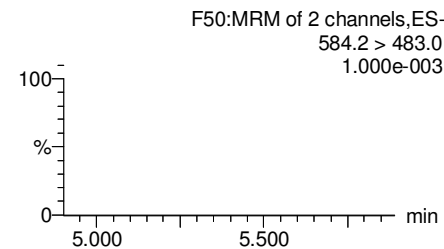
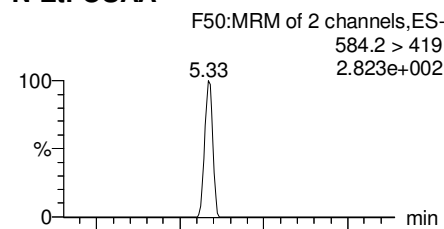
PFUdA



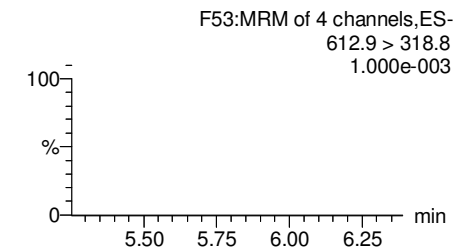
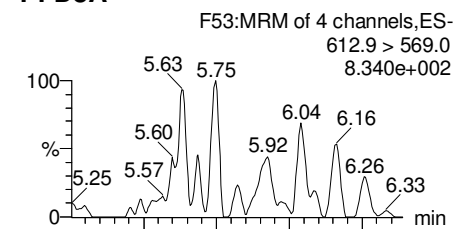
N-MeFOSAA



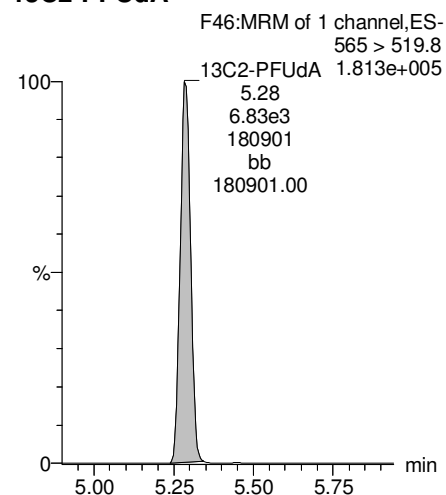
N-EtFOSAA



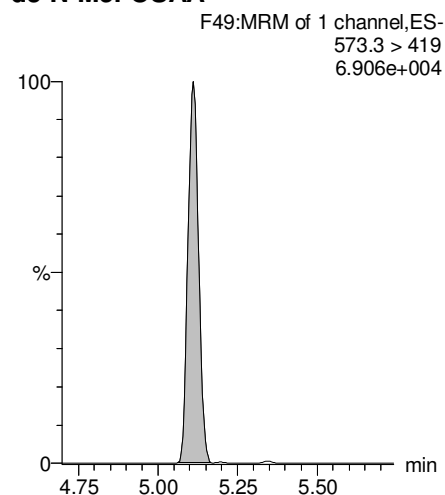
PFDaA



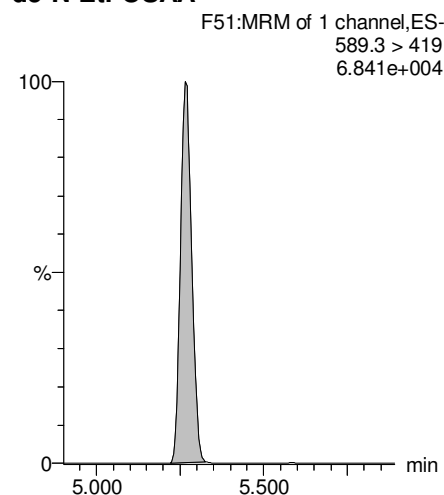
13C2-PFUdA



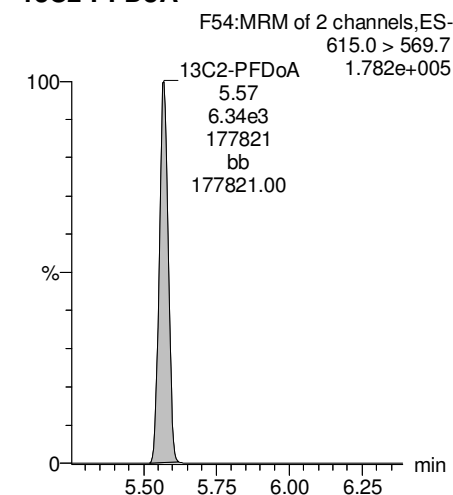
d3-N-MeFOSAA



d5-N-EtFOSAA



13C2-PFDaA



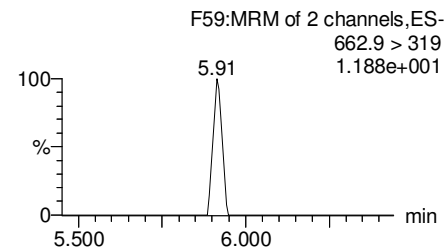
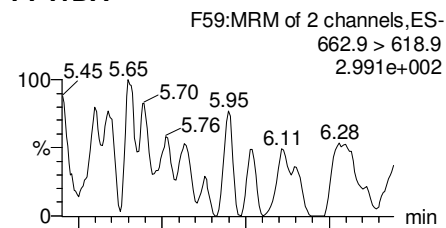
Dataset: F:\Projects\PFAS.PRO\Results\180222M1\180222M1-20.qld

Last Altered: Monday, February 26, 2018 13:08:12 Pacific Standard Time

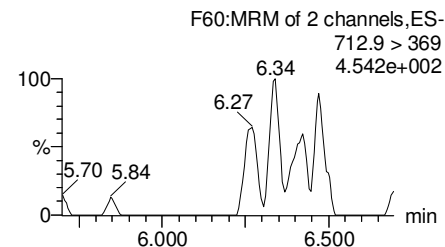
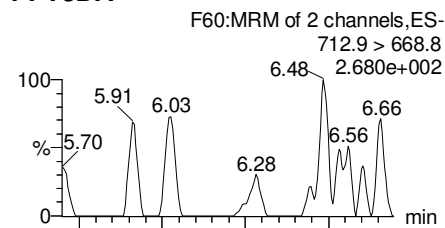
Printed: Monday, February 26, 2018 13:09:03 Pacific Standard Time

Name: 180222M1_20, Date: 22-Feb-2018, Time: 18:05:07, ID: 1800268-08 WI-AF-SB613-000H-0118 1.39, Description: WI-AF-SB613-000H-0118

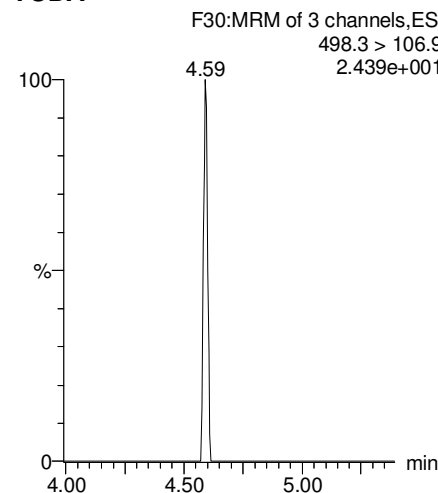
PFTrDA



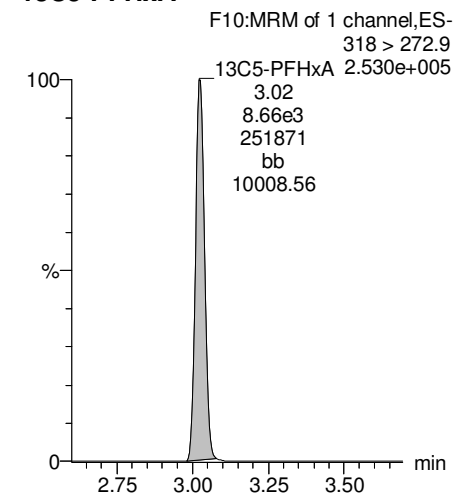
PFTeDA



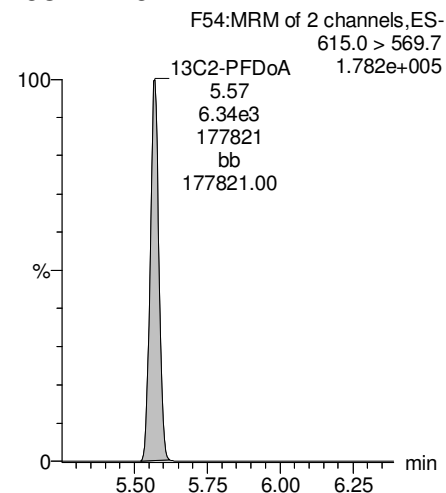
TCDA



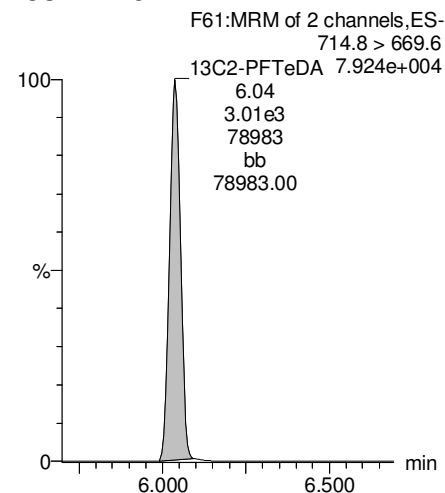
13C5-PFHxA



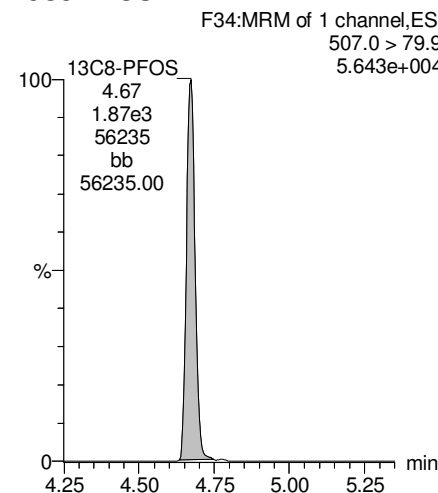
13C2-PFDoA



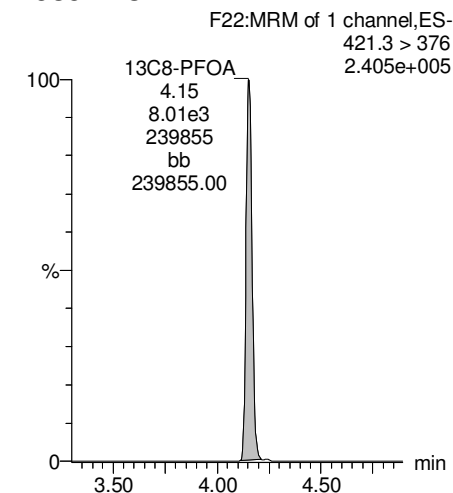
13C2-PFTeDA



13C8-PFOS



13C8-PFOA



Dataset: F:\Projects\PFAS.PRO\Results\180222M1\180222M1-20.qld

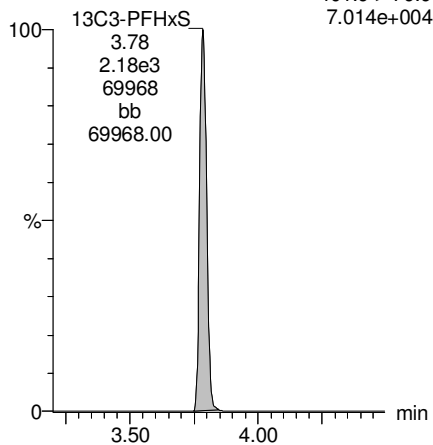
Last Altered: Monday, February 26, 2018 13:08:12 Pacific Standard Time

Printed: Monday, February 26, 2018 13:09:03 Pacific Standard Time

Name: 180222M1_20, Date: 22-Feb-2018, Time: 18:05:07, ID: 1800268-08 WI-AF-SB613-000H-0118 1.39, Description: WI-AF-SB613-000H-0118

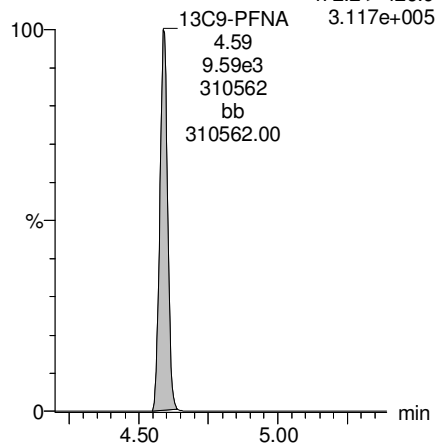
13C3-PFHxS

F18:MRM of 1 channel,ES-
401.9 > 79.9
7.014e+004



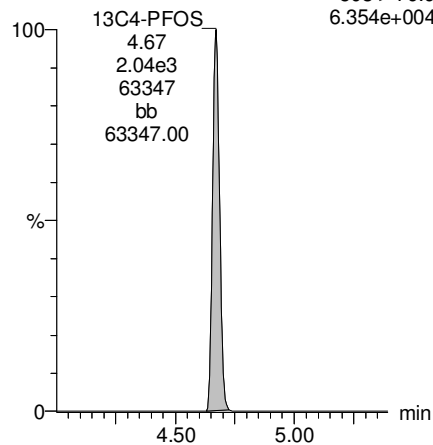
13C9-PFNA

F28:MRM of 1 channel,ES-
472.2 > 426.9
3.117e+005



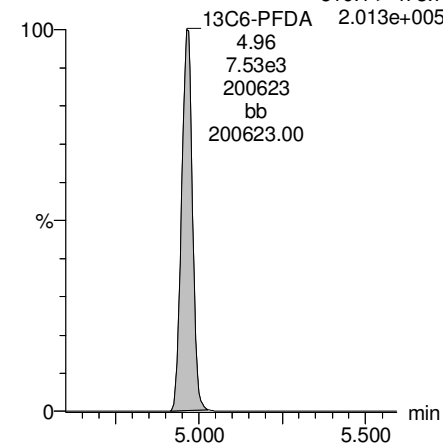
13C4-PFOS

F32:MRM of 1 channel,ES-
503 > 79.9
6.354e+004



13C6-PFDA

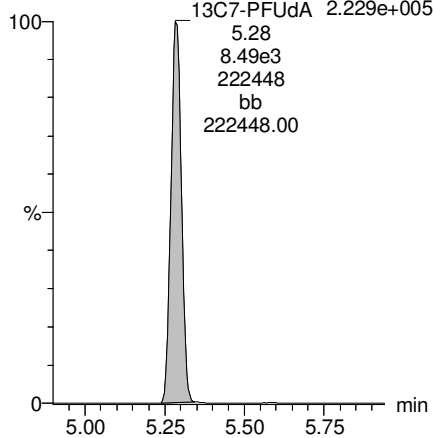
F39:MRM of 1 channel,ES-
519.1 > 473.7
2.013e+005



13C7-PFUdA

F48:MRM of 1 channel,ES-
570.1 > 524.8

13C7-PFUdA 2.229e+005
5.28
8.49e3
222448
bb
222448.00



Dataset: F:\Projects\PFAS.PRO\Results\180222M1\180222M1-21.qld

Last Altered: Monday, February 26, 2018 13:10:45 Pacific Standard Time

Printed: Monday, February 26, 2018 13:11:14 Pacific Standard Time

Method: F:\Projects\PFAS.PRO\MethDB\PFAS_FULL_80C_022218.mdb 23 Feb 2018 08:58:55

Calibration: F:\Projects\PFAS.PRO\CurveDB\C18_VAL-PFAS_Q4_02-22-18-FULL.cdb 23 Feb 2018 10:57:03

Name: 180222M1_21, Date: 22-Feb-2018, Time: 18:16:37, ID: 1800268-09 WI-AF-SB613-0H02-0118 1.34, Description: WI-AF-SB613-0H02-0118

	# Name	Trace	Area	IS Area	Wt./Vol.	RRF	Pred.RT	RT	y Axis Resp.	Conc.	%Rec
1	3 PFBS	299.0 > 79.7		9.71e2	0.966		2.60				
2	5 PFHxA	313.2 > 268.9		1.90e3	0.966		3.19				
3	7 PFHpA	363.0 > 318.9		5.11e3	0.966		3.81				
4	8 L-PFHxS	398.9 > 79.6	4.36e0	6.73e2	0.966		3.85	3.79	0.0811	0.0871	
5	11 L-PFOA	413 > 368.7		7.23e3	0.966		4.22				
6	14 PFNA	463.0 > 418.8		6.71e3	0.966		4.76				
7	16 L-PFOS	499 > 79.9		2.13e3	0.966		4.74				
8	18 PFDA	513 > 468.8		6.80e3	0.966		5.14				
9	21 N-MeFOSAA	570.1 > 419		2.60e3	0.966		5.29				
10	22 N-EtFOSAA	584.2 > 419		2.93e3	0.966		5.45				
11	23 PFUdA	563.0 > 518.9		7.11e3	0.966		5.46				

Dataset: F:\Projects\PFAS.PRO\Results\180222M1\180222M1-21.qld

Last Altered: Monday, February 26, 2018 13:10:45 Pacific Standard Time

Printed: Monday, February 26, 2018 13:11:22 Pacific Standard Time

Method: F:\Projects\PFAS.PRO\MethDB\PFAS_FULL_80C_022218.mdb 23 Feb 2018 08:58:55

Calibration: F:\Projects\PFAS.PRO\CurveDB\C18_VAL-PFAS_Q4_02-22-18-FULL.cdb 23 Feb 2018 10:57:03

Name: 180222M1_21, Date: 22-Feb-2018, Time: 18:16:37, ID: 1800268-09 WI-AF-SB613-0H02-0118 1.34, Description: WI-AF-SB613-0H02-0118

#	Name	Trace	Area	IS Area	Wt./Vol.	RRF	Pred.RT	RT	y Axis Resp.	Conc.	%Rec	
1	25	PFDa	612.9 > 569.0	6.84e3	0.966		5.74					
2	27	PFTDA	662.9 > 618.9	6.84e3	0.966		5.98					
3	28	PFTeDA	712.9 > 668.8	3.62e3	0.966		6.20					
4	36	13C3-PFBS	302. > 98.8	9.71e2	8.16e3	0.966	0.120	2.69	2.53	1.49	12.8277	99.1
5	37	13C2-PFHxA	315 > 269.8	1.90e3	8.16e3	0.966	0.760	3.19	3.03	2.92	3.9753	76.8
6	38	13C4-PFHpA	367.2 > 321.8	5.11e3	8.16e3	0.966	0.729	3.81	3.64	7.83	11.1175	85.9
7	39	18O2-PFHxS	403.0 > 102.6	6.73e2	2.42e3	0.966	0.367	3.96	3.78	3.48	9.8268	75.9
8	40	13C2-PFOA	414.9 > 369.7	7.23e3	8.45e3	0.966	1.225	4.33	4.15	10.7	9.0412	69.8
9	41	13C5-PFNA	468.2 > 422.9	6.71e3	9.54e3	0.966	0.936	4.76	4.59	8.80	9.7356	75.2
10	42	13C8-PFOSA	506.1 > 77.7	1.52e3	1.02e4	0.966	0.235	4.83	4.65	1.86	8.1854	63.2
11	43	13C8-PFOS	507.0 > 79.9	2.13e3	2.35e3	0.966	1.018	4.84	4.67	11.3	11.5157	89.0
12	44	13C2-PFDA	515.1 > 469.9	6.80e3	9.05e3	0.966	0.977	5.14	4.96	9.39	9.9527	76.9
13	45	d3-N-MeFOSAA	573.3 > 419	2.60e3	1.02e4	0.966	0.405	5.29	5.11	3.17	8.1191	62.7
14	46	d5-N-EtFOSAA	589.3 > 419	2.93e3	1.02e4	0.966	0.419	5.45	5.26	3.58	8.8571	68.4
15	47	13C2-PFUdA	565 > 519.8	7.11e3	1.02e4	0.966	1.045	5.46	5.28	8.67	8.5966	66.4
16	48	13C2-PFDoA	615.0 > 569.7	6.84e3	1.02e4	0.966	0.832	5.74	5.57	8.35	10.3850	80.2
17	49	d3-N-MeFOSA	515.2 > 168.9		1.02e4	0.966	0.109	5.84				
18	50	13C2-PFTeDA	714.8 > 669.6	3.62e3	1.02e4	0.966	0.313	6.20	6.04	4.42	14.5915	112.7
19	51	d5-N-ETFOSA	531.1 > 168.9		1.02e4	0.966	0.160	6.22				
20	52	13C2-PFHxDA	815 > 769.7	2.58e3	1.02e4	0.966	0.648	6.51	6.38	3.15	5.0412	97.4
21	53	d7-N-MeFOSE	623.1 > 58.9		1.02e4	0.966	0.150	6.31				
22	54	d9-N-EtFOSE	639.2 > 58.8		1.02e4	0.966	0.142	6.45				
23	55	13C4-PFBA	217. > 171.8	7.10e3	7.10e3	0.966	1.000	1.46	1.30	12.5	12.9455	100.0
24	56	13C5-PFHxA	318 > 272.9	8.16e3	8.16e3	0.966	1.000	3.19	3.02	12.5	12.9455	100.0
25	57	13C3-PFHxS	401.9 > 79.9	2.42e3	2.42e3	0.966	1.000	3.96	3.78	12.5	12.9455	100.0
26	58	13C8-PFOA	421.3 > 376	8.45e3	8.45e3	0.966	1.000	4.33	4.15	12.5	12.9455	100.0
27	59	13C9-PFNA	472.2 > 426.9	9.54e3	9.54e3	0.966	1.000	4.70	4.59	12.5	12.9455	100.0
28	60	13C4-PFOS	503 > 79.9	2.35e3	2.35e3	0.966	1.000	4.84	4.67	12.5	12.9455	100.0
29	61	13C6-PFDA	519.1 > 473.7	9.05e3	9.05e3	0.966	1.000	5.14	4.96	12.5	12.9455	100.0
30	62	13C7-PFUdA	570.1 > 524.8	1.02e4	1.02e4	0.966	1.000	5.46	5.28	12.5	12.9455	100.0
31	63	Total PFHxS	398.9 > 79.6	4.36e0	6.73e2	0.966		3.85		0.0811	0.0871	
32	64	Total PFOA	413 > 368.7	0.00e0	7.23e3	0.966		4.21		0.000		

GM 2/26/2018

Dataset: F:\Projects\PFAS.PRO\Results\180222M1\180222M1-21.qld

Last Altered: Monday, February 26, 2018 13:10:45 Pacific Standard Time

Printed: Monday, February 26, 2018 13:11:22 Pacific Standard Time

Name: 180222M1_21, Date: 22-Feb-2018, Time: 18:16:37, ID: 1800268-09 WI-AF-SB613-0H02-0118 1.34, Description: WI-AF-SB613-0H02-0118

	# Name	Trace	Area	IS Area	Wt./Vol.	RRF	Pred.RT	RT	y Axis Resp.	Conc.	%Rec
33	65 Total PFOS	499 > 79.9	0.00e0	2.13e3	0.966		4.73		0.000		
34	66 Total N-MeFOSAA	570.1 > 419	0.00e0	2.60e3	0.966		5.29		0.000		
35	67 Total N-EtFOSAA	584.2 > 419	0.00e0	2.93e3	0.966		5.45		0.000		

Dataset: F:\Projects\PFAS.PRO\Results\180222M1\180222M1-21.qld

Last Altered: Monday, February 26, 2018 13:10:45 Pacific Standard Time

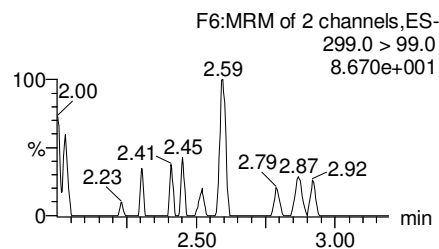
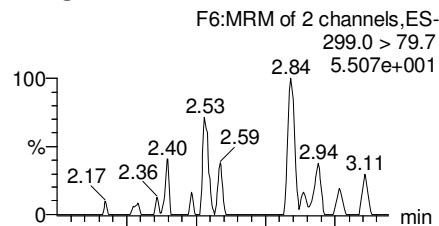
Printed: Monday, February 26, 2018 13:11:22 Pacific Standard Time

Method: F:\Projects\PFAS.PRO\MethDB\PFAS_FULL_80C_022218.mdb 23 Feb 2018 08:58:55

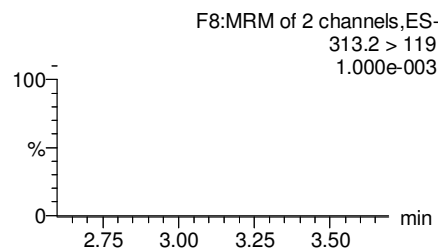
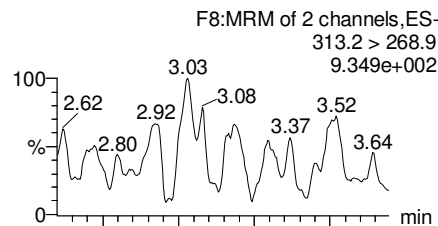
Calibration: F:\Projects\PFAS.PRO\CurveDB\C18_VAL-PFAS_Q4_02-22-18-FULL.cdb 23 Feb 2018 10:57:03

Name: 180222M1_21, Date: 22-Feb-2018, Time: 18:16:37, ID: 1800268-09 WI-AF-SB613-0H02-0118 1.34, Description: WI-AF-SB613-0H02-0118

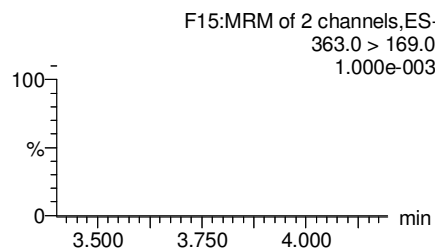
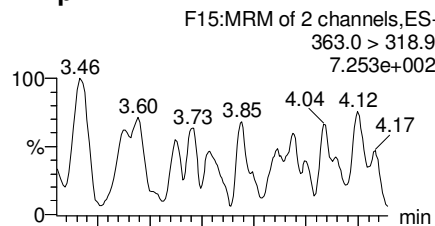
PFBS



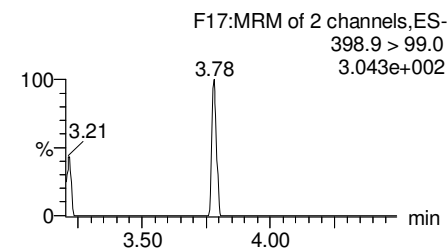
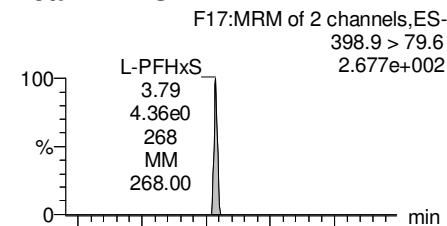
PFHxA



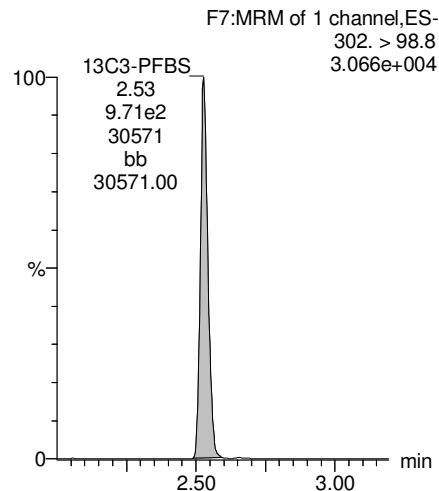
PFHpA



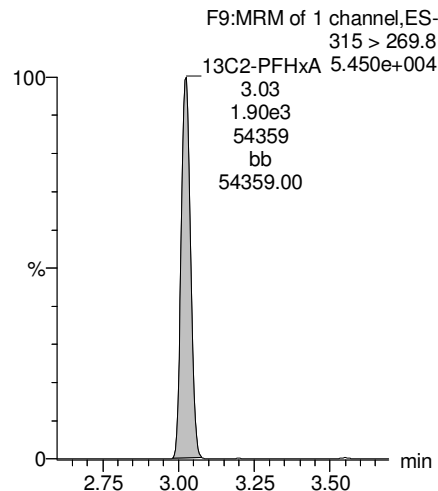
Total PFHxS



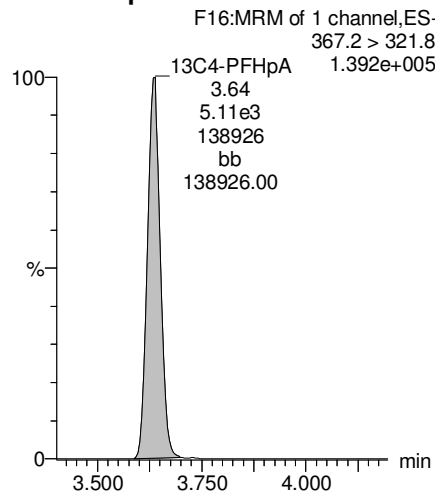
13C3-PFBS



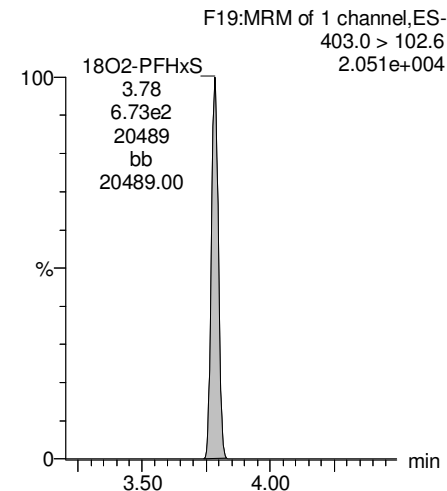
13C2-PFHxA



13C4-PFHpA



18O2-PFHxS



Dataset: F:\Projects\PFAS.PRO\Results\180222M1\180222M1-21.qld

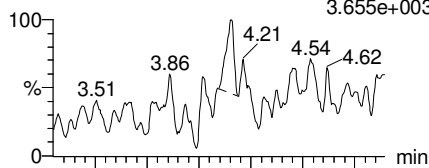
Last Altered: Monday, February 26, 2018 13:10:45 Pacific Standard Time

Printed: Monday, February 26, 2018 13:11:22 Pacific Standard Time

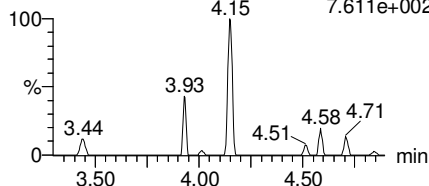
Name: 180222M1_21, Date: 22-Feb-2018, Time: 18:16:37, ID: 1800268-09 WI-AF-SB613-0H02-0118 1.34, Description: WI-AF-SB613-0H02-0118

Total PFOA

F20:MRM of 2 channels,ES-
413 > 368.7
3.655e+003

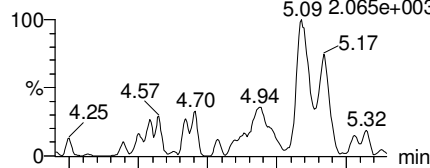


F20:MRM of 2 channels,ES-
413 > 169
7.611e+002

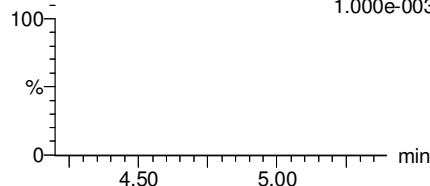


PFNA

F26:MRM of 2 channels,ES-
463.0 > 418.8
2.065e+003

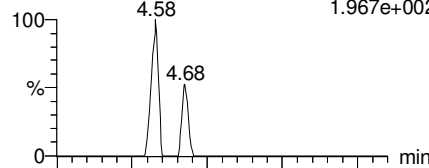


F26:MRM of 2 channels,ES-
463.0 > 219.0
1.000e-003




Total PFOS

F31:MRM of 2 channels,ES-
499 > 79.9
1.967e+002

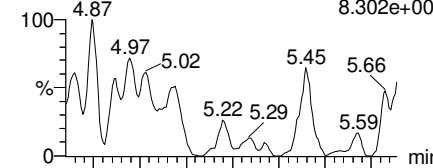


F31:MRM of 2 channels,ES-
499 > 99
4.167e+002

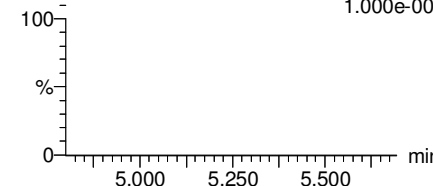


PFDA

F36:MRM of 2 channels,ES-
513 > 468.8
8.302e+002

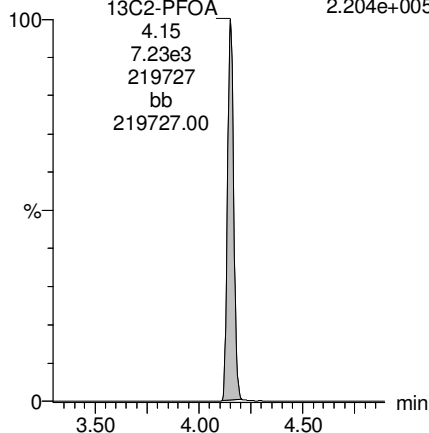


F36:MRM of 2 channels,ES-
513 > 219
1.000e-003



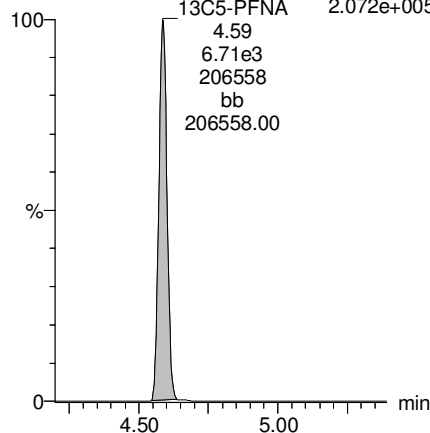
13C2-PFOA

F21:MRM of 1 channel,ES-
414.9 > 369.7
2.204e+005



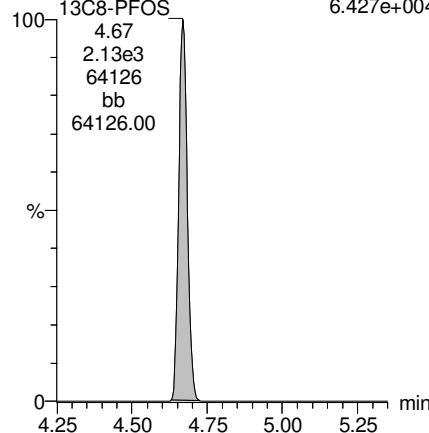
13C5-PFNA

F27:MRM of 1 channel,ES-
468.2 > 422.9
2.072e+005



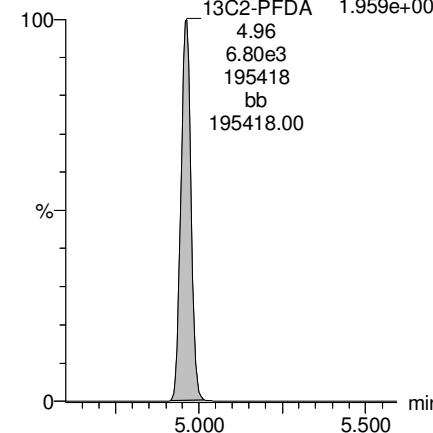
13C8-PFOS

F34:MRM of 1 channel,ES-
507.0 > 79.9
6.427e+004



13C2-PFDA

F37:MRM of 1 channel,ES-
515.1 > 469.9
1.959e+005




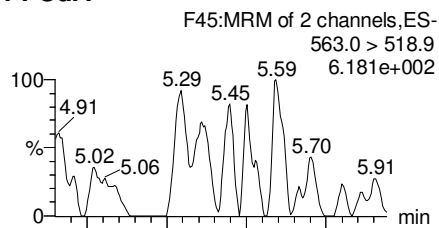
Dataset: F:\Projects\PFAS.PRO\Results\180222M1\180222M1-21.qld

Last Altered: Monday, February 26, 2018 13:10:45 Pacific Standard Time

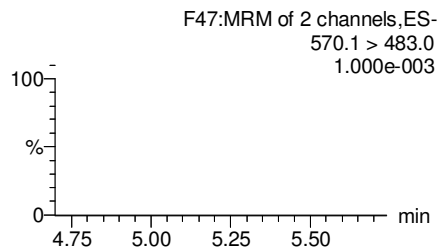
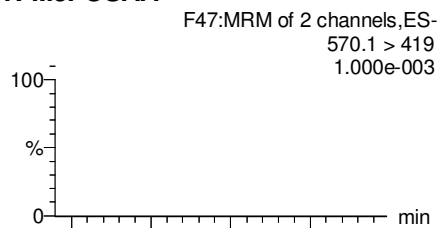
Printed: Monday, February 26, 2018 13:11:22 Pacific Standard Time

Name: 180222M1_21, Date: 22-Feb-2018, Time: 18:16:37, ID: 1800268-09 WI-AF-SB613-0H02-0118 1.34, Description: WI-AF-SB613-0H02-0118

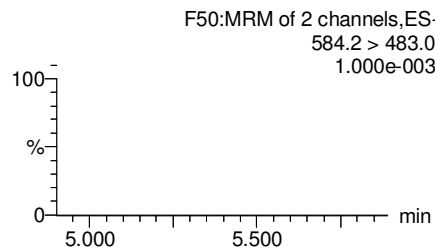
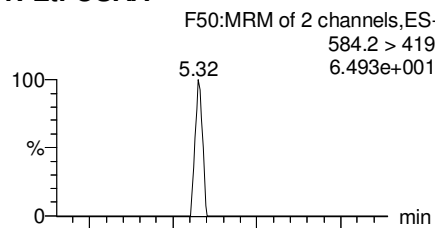
PFUdA



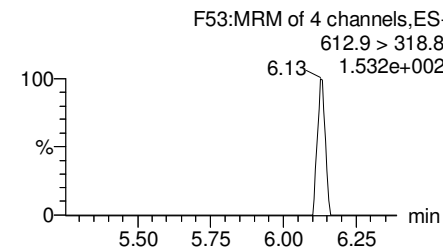
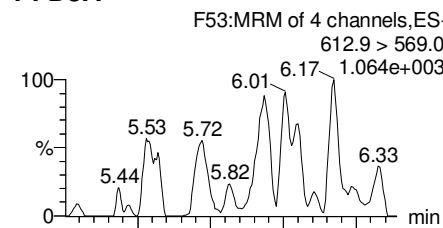
N-MeFOSAA



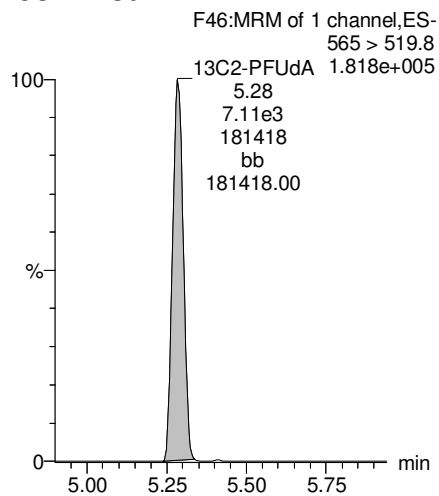
N-EtFOSAA



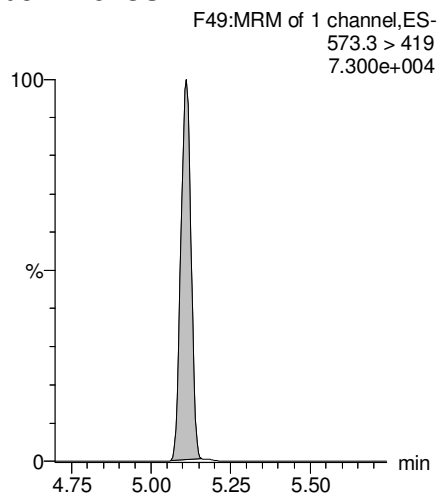
PFDaA



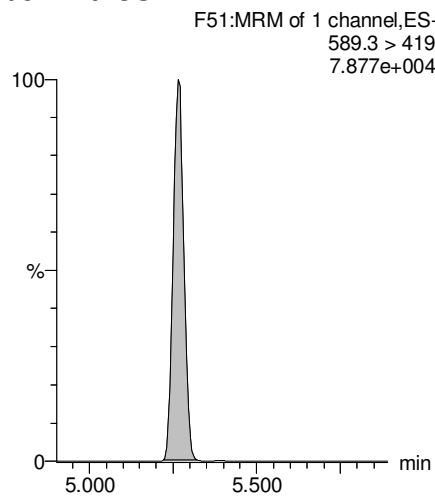
13C2-PFUdA



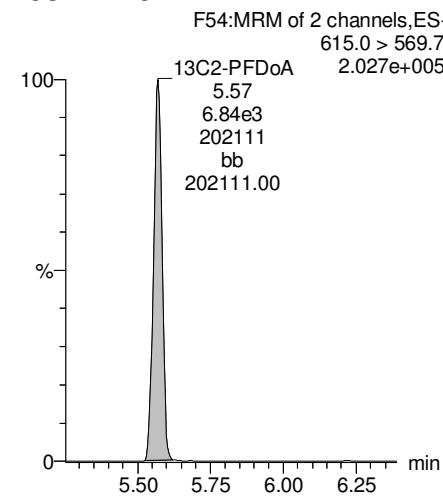
d3-N-MeFOSAA



d5-N-EtFOSAA



13C2-PFDaA



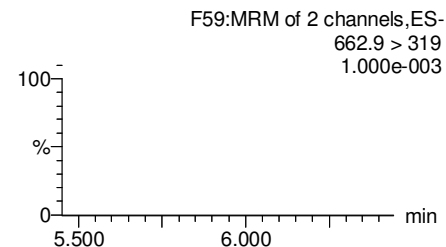
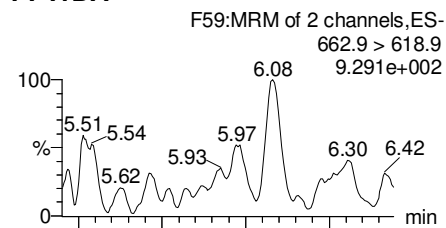
Dataset: F:\Projects\PFAS.PRO\Results\180222M1\180222M1-21.qld

Last Altered: Monday, February 26, 2018 13:10:45 Pacific Standard Time

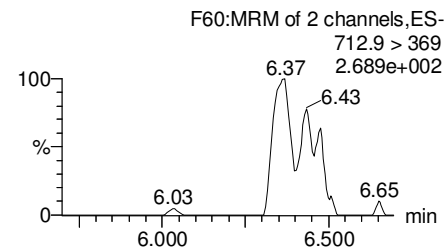
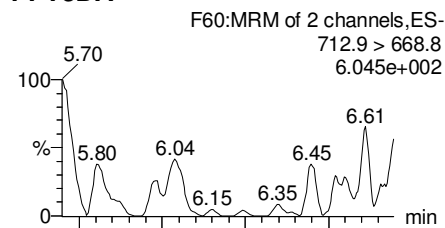
Printed: Monday, February 26, 2018 13:11:22 Pacific Standard Time

Name: 180222M1_21, Date: 22-Feb-2018, Time: 18:16:37, ID: 1800268-09 WI-AF-SB613-0H02-0118 1.34, Description: WI-AF-SB613-0H02-0118

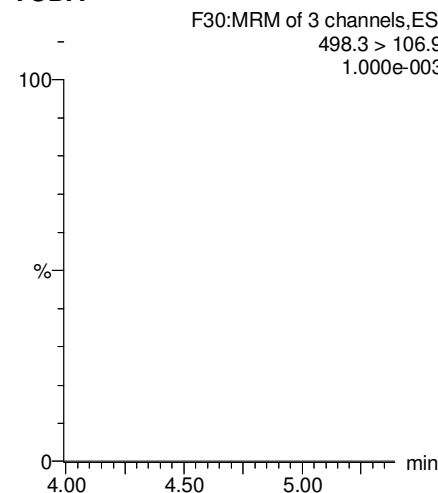
PFTrDA



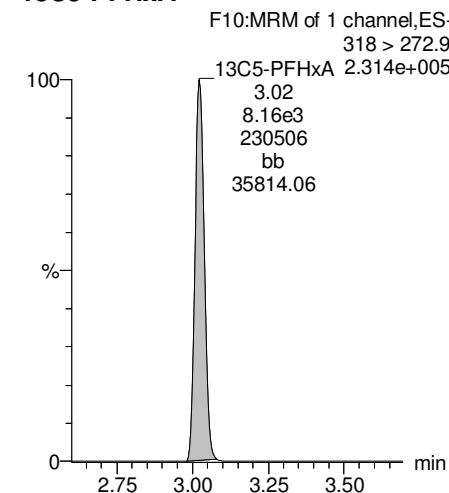
PFTeDA



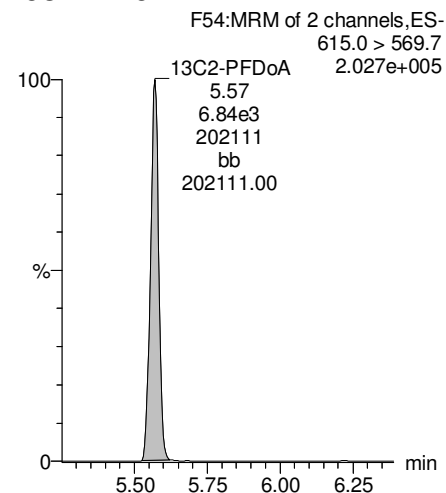
TCDA



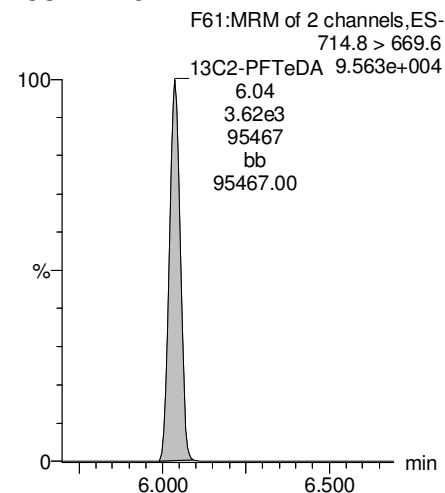
13C5-PFHxA



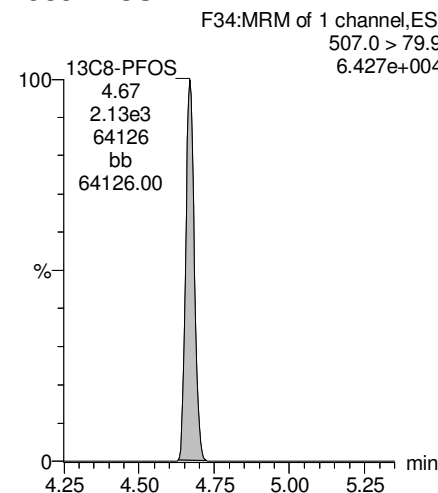
13C2-PFDoA



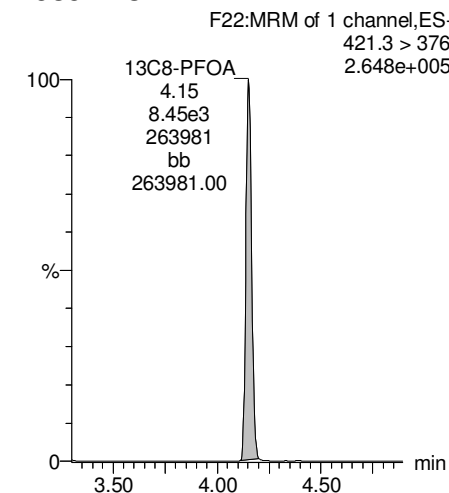
13C2-PFTeDA



13C8-PFOS



13C8-PFOA

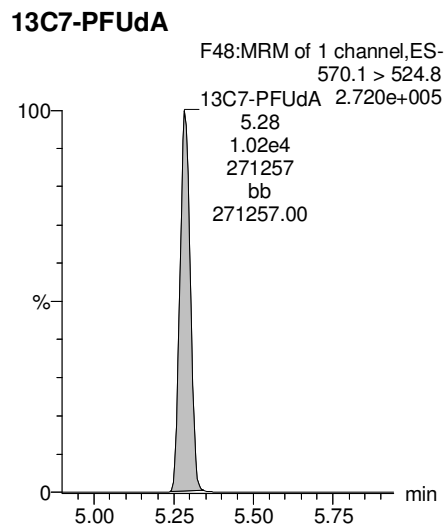
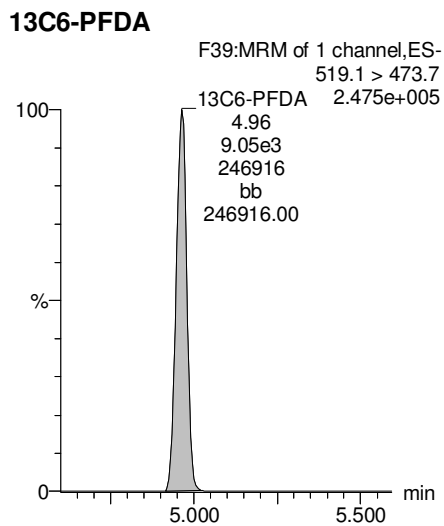
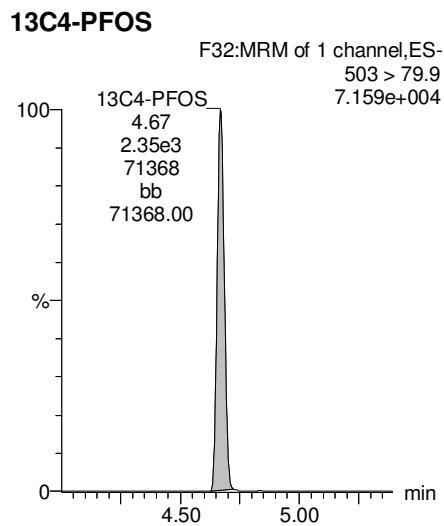
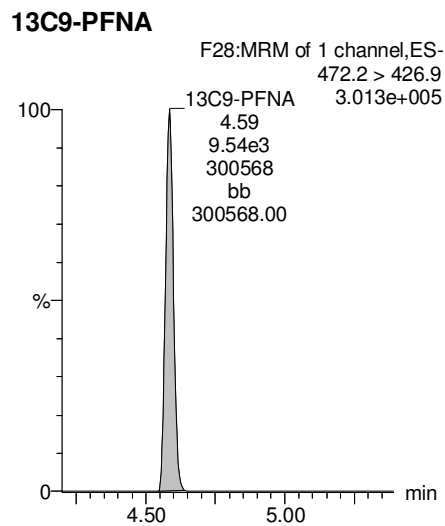
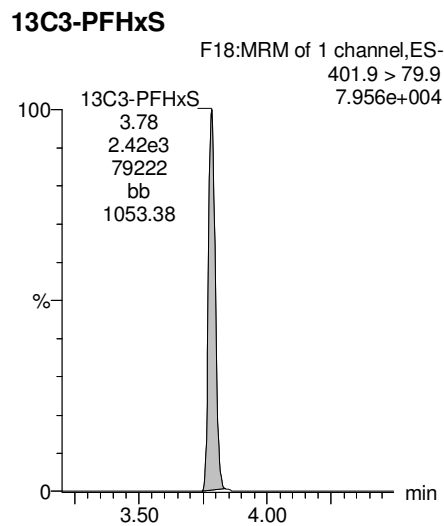


Dataset: F:\Projects\PFAS.PRO\Results\180222M1\180222M1-21.qld

Last Altered: Monday, February 26, 2018 13:10:45 Pacific Standard Time

Printed: Monday, February 26, 2018 13:11:22 Pacific Standard Time

Name: 180222M1_21, Date: 22-Feb-2018, Time: 18:16:37, ID: 1800268-09 WI-AF-SB613-0H02-0118 1.34, Description: WI-AF-SB613-0H02-0118



Dataset: F:\Projects\PFAS.PRO\Results\180222M1\180222M1-22.qld

Last Altered: Monday, February 26, 2018 13:15:28 Pacific Standard Time

Printed: Monday, February 26, 2018 13:16:14 Pacific Standard Time

Method: F:\Projects\PFAS.PRO\MethDB\PFAS_FULL_80C_022218.mdb 23 Feb 2018 08:58:55

Calibration: F:\Projects\PFAS.PRO\CurveDB\C18_VAL-PFAS_Q4_02-22-18-FULL.cdb 23 Feb 2018 10:57:03

Name: 180222M1_22, Date: 22-Feb-2018, Time: 18:28:07, ID: 1800268-10 WI-AF-SB613-03H04H-0118 1.2, Description: WI-AF-SB613-03H04H-0118

	# Name	Trace	Area	IS Area	Wt./Vol.	RRF	Pred.RT	RT	y Axis Resp.	Conc.	%Rec
1	3 PFBS	299.0 > 79.7		9.99e2	0.885		2.60				
2	5 PFHxA	313.2 > 268.9		2.11e3	0.885		3.19				
3	7 PFHpA	363.0 > 318.9		5.38e3	0.885		3.81				
4	8 L-PFHxS	398.9 > 79.6	4.62e-1	8.18e2	0.885		3.85	3.78	0.00706	0.0494	
5	11 L-PFOA	413 > 368.7		7.92e3	0.885		4.22				
6	14 PFNA	463.0 > 418.8		5.74e3	0.885		4.76				
7	16 L-PFOS	499 > 79.9		2.23e3	0.885		4.74				
8	18 PFDA	513 > 468.8		6.91e3	0.885		5.14				
9	21 N-MeFOSAA	570.1 > 419		3.18e3	0.885		5.29				
10	22 N-EtFOSAA	584.2 > 419		3.07e3	0.885		5.45				
11	23 PFUdA	563.0 > 518.9		9.78e3	0.885		5.46				

Dataset: F:\Projects\PFAS.PRO\Results\180222M1\180222M1-22.qld

Last Altered: Monday, February 26, 2018 13:15:28 Pacific Standard Time

Printed: Monday, February 26, 2018 13:16:22 Pacific Standard Time

Method: F:\Projects\PFAS.PRO\MethDB\PFAS_FULL_80C_022218.mdb 23 Feb 2018 08:58:55

Calibration: F:\Projects\PFAS.PRO\CurveDB\C18_VAL-PFAS_Q4_02-22-18-FULL.cdb 23 Feb 2018 10:57:03

Name: 180222M1_22, Date: 22-Feb-2018, Time: 18:28:07, ID: 1800268-10 WI-AF-SB613-03H04H-0118 1.2, Description: WI-AF-SB613-03H04H-0118

#	Name	Trace	Area	IS Area	Wt./Vol.	RRF	Pred.RT	RT	y Axis Resp.	Conc.	%Rec	
1	25	PFDa	612.9 > 569.0	6.97e3	0.885		5.74					
2	27	PFTDA	662.9 > 618.9	6.97e3	0.885		5.98					
3	28	PFTeDA	712.9 > 668.8	3.24e3	0.885		6.20					
4	36	13C3-PFBS	302. > 98.8	9.99e2	8.72e3	0.885	0.120	2.69	2.53	1.43	13.4727	95.4
5	37	13C2-PFHxA	315 > 269.8	2.11e3	8.72e3	0.885	0.760	3.19	3.02	3.02	4.4911	79.5
6	38	13C4-PFHpA	367.2 > 321.8	5.38e3	8.72e3	0.885	0.729	3.81	3.64	7.71	11.9498	84.6
7	39	18O2-PFHxS	403.0 > 102.6	8.18e2	2.38e3	0.885	0.367	3.96	3.78	4.30	13.2444	93.8
8	40	13C2-PFOA	414.9 > 369.7	7.92e3	8.61e3	0.885	1.225	4.33	4.15	11.5	10.6073	75.1
9	41	13C5-PFNA	468.2 > 422.9	5.74e3	9.64e3	0.885	0.936	4.76	4.59	7.45	8.9897	63.7
10	42	13C8-PFOSA	506.1 > 77.7	9.08e2	1.26e4	0.885	0.235	4.83	4.64	0.899	4.3196	30.6
11	43	13C8-PFOS	507.0 > 79.9	2.23e3	2.48e3	0.885	1.018	4.84	4.67	11.3	12.4914	88.4
12	44	13C2-PFDA	515.1 > 469.9	6.91e3	8.41e3	0.885	0.977	5.14	4.96	10.3	11.8782	84.1
13	45	d3-N-MeFOSAA	573.3 > 419	3.18e3	1.26e4	0.885	0.405	5.29	5.11	3.15	8.7864	62.2
14	46	d5-N-EtFOSAA	589.3 > 419	3.07e3	1.26e4	0.885	0.419	5.45	5.26	3.04	8.2086	58.1
15	47	13C2-PFUdA	565 > 519.8	9.78e3	1.26e4	0.885	1.045	5.46	5.28	9.68	10.4703	74.1
16	48	13C2-PFDoA	615.0 > 569.7	6.97e3	1.26e4	0.885	0.832	5.74	5.57	6.90	9.3672	66.3
17	49	d3-N-MeFOSA	515.2 > 168.9		1.26e4	0.885	0.109	5.84				
18	50	13C2-PFTeDA	714.8 > 669.6	3.24e3	1.26e4	0.885	0.313	6.20	6.04	3.20	11.5480	81.8
19	51	d5-N-ETFOSA	531.1 > 168.9		1.26e4	0.885	0.160	6.22				
20	52	13C2-PFHxDA	815 > 769.7	2.29e3	1.26e4	0.885	0.648	6.51	6.38	2.26	3.9477	69.9
21	53	d7-N-MeFOSE	623.1 > 58.9		1.26e4	0.885	0.150	6.31				
22	54	d9-N-EtFOSE	639.2 > 58.8		1.26e4	0.885	0.142	6.45				
23	55	13C4-PFBA	217. > 171.8	7.07e3	7.07e3	0.885	1.000	1.46	1.29	12.5	14.1232	100.0
24	56	13C5-PFHxA	318 > 272.9	8.72e3	8.72e3	0.885	1.000	3.19	3.02	12.5	14.1232	100.0
25	57	13C3-PFHxS	401.9 > 79.9	2.38e3	2.38e3	0.885	1.000	3.96	3.78	12.5	14.1232	100.0
26	58	13C8-PFOA	421.3 > 376	8.61e3	8.61e3	0.885	1.000	4.33	4.15	12.5	14.1232	100.0
27	59	13C9-PFNA	472.2 > 426.9	9.64e3	9.64e3	0.885	1.000	4.70	4.59	12.5	14.1232	100.0
28	60	13C4-PFOS	503 > 79.9	2.48e3	2.48e3	0.885	1.000	4.84	4.67	12.5	14.1232	100.0
29	61	13C6-PFDA	519.1 > 473.7	8.41e3	8.41e3	0.885	1.000	5.14	4.96	12.5	14.1232	100.0
30	62	13C7-PFUdA	570.1 > 524.8	1.26e4	1.26e4	0.885	1.000	5.46	5.28	12.5	14.1232	100.0
31	63	Total PFHxS	398.9 > 79.6	4.62e-1	8.18e2	0.885		3.85		0.00706	0.0494	
32	64	Total PFOA	413 > 368.7	0.00e0	7.92e3	0.885		4.21		0.000		

GM 2/26/2018

Dataset: F:\Projects\PFAS.PRO\Results\180222M1\180222M1-22.qld

Last Altered: Monday, February 26, 2018 13:15:28 Pacific Standard Time

Printed: Monday, February 26, 2018 13:16:22 Pacific Standard Time

Name: 180222M1_22, Date: 22-Feb-2018, Time: 18:28:07, ID: 1800268-10 WI-AF-SB613-03H04H-0118 1.2, Description: WI-AF-SB613-03H04H-0118

	# Name	Trace	Area	IS Area	Wt./Vol.	RRF	Pred.RT	RT	y Axis Resp.	Conc.	%Rec
33	65 Total PFOS	499 > 79.9	0.00e0	2.23e3	0.885		4.73		0.000		
34	66 Total N-MeFOSAA	570.1 > 419	0.00e0	3.18e3	0.885		5.29		0.000		
35	67 Total N-EtFOSAA	584.2 > 419	0.00e0	3.07e3	0.885		5.45		0.000		

Dataset: F:\Projects\PFAS.PRO\Results\180222M1\180222M1-22.qld

Last Altered: Monday, February 26, 2018 13:15:28 Pacific Standard Time

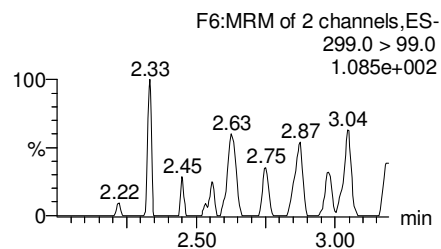
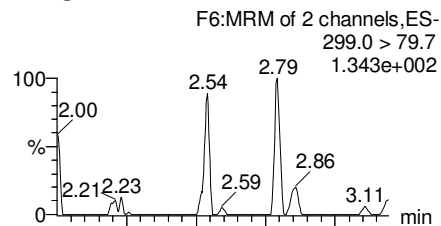
Printed: Monday, February 26, 2018 13:16:22 Pacific Standard Time

Method: F:\Projects\PFAS.PRO\MethDB\PFAS_FULL_80C_022218.mdb 23 Feb 2018 08:58:55

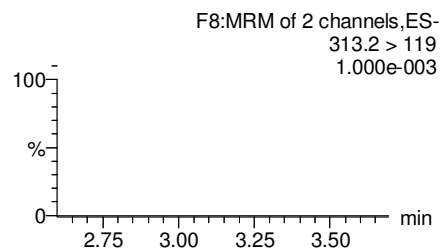
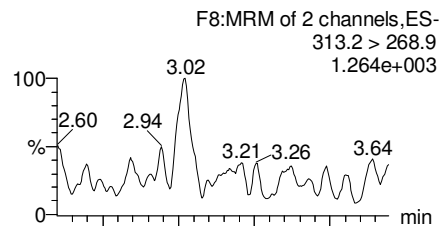
Calibration: F:\Projects\PFAS.PRO\CurveDB\C18_VAL-PFAS_Q4_02-22-18-FULL.cdb 23 Feb 2018 10:57:03

Name: 180222M1_22, Date: 22-Feb-2018, Time: 18:28:07, ID: 1800268-10 WI-AF-SB613-03H04H-0118 1.2, Description: WI-AF-SB613-03H04H-0118

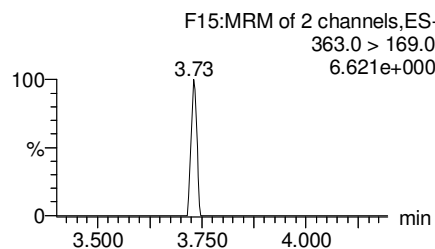
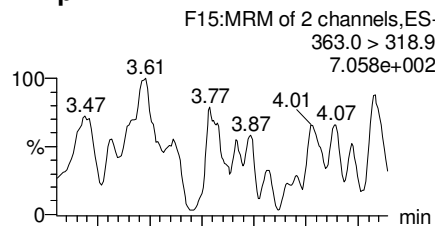
PFBS



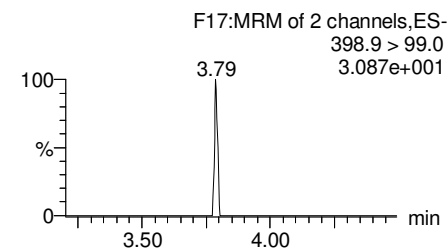
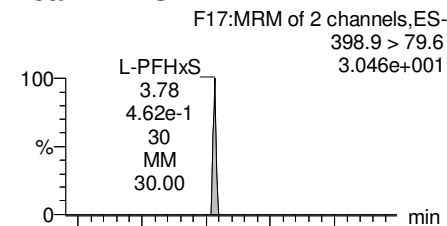
PFHxA



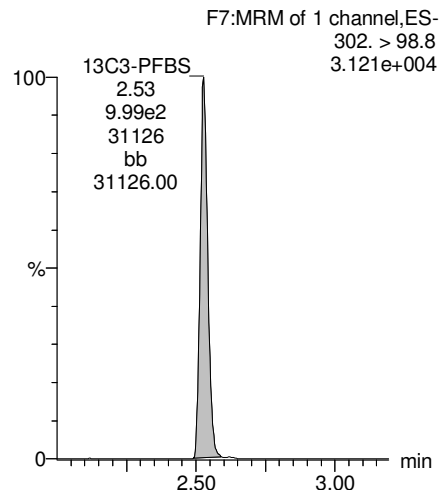
PFHpA



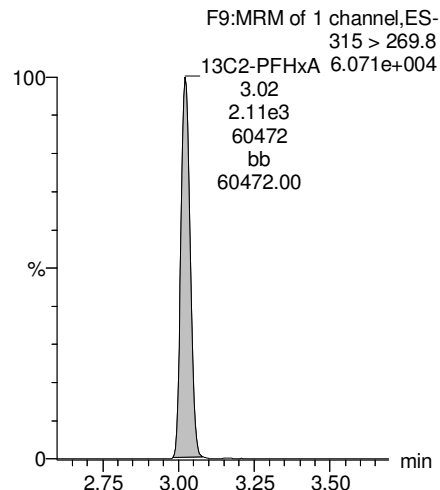
Total PFHxS



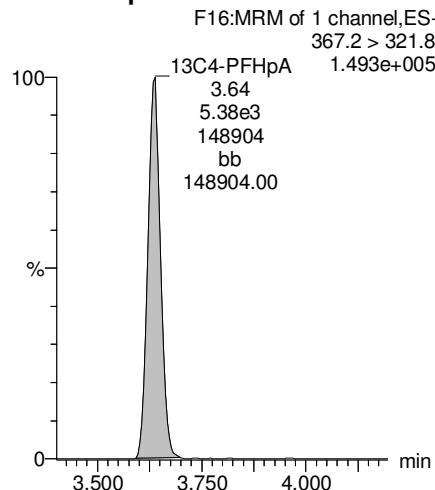
13C3-PFBS



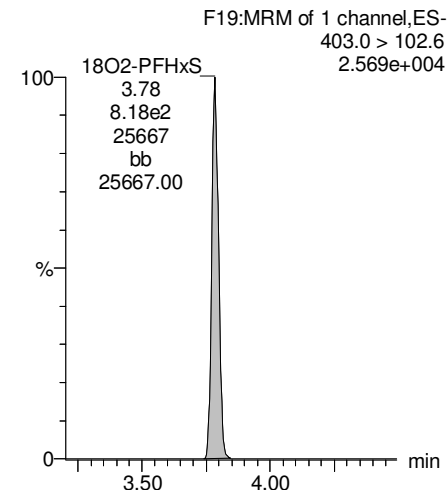
13C2-PFHxA



13C4-PFHpA



18O2-PFHxS



Dataset: F:\Projects\PFAS.PRO\Results\180222M1\180222M1-22.qld

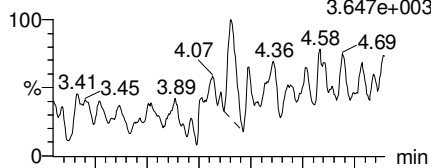
Last Altered: Monday, February 26, 2018 13:15:28 Pacific Standard Time

Printed: Monday, February 26, 2018 13:16:22 Pacific Standard Time

Name: 180222M1_22, Date: 22-Feb-2018, Time: 18:28:07, ID: 1800268-10 WI-AF-SB613-03H04H-0118 1.2, Description: WI-AF-SB613-03H04H-0118

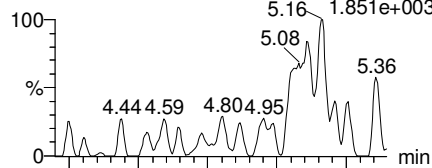
Total PFOA

F20:MRM of 2 channels,ES-
413 > 368.7
3.647e+003



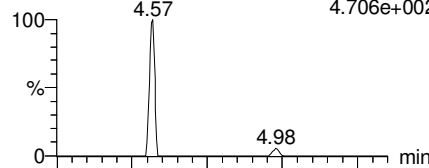
PFNA

F26:MRM of 2 channels,ES-
463.0 > 418.8
1.851e+003



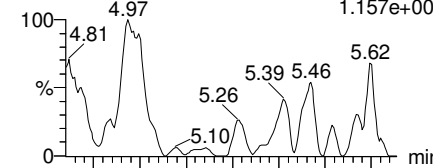
Total PFOS

F31:MRM of 2 channels,ES-
499 > 79.9
4.706e+002

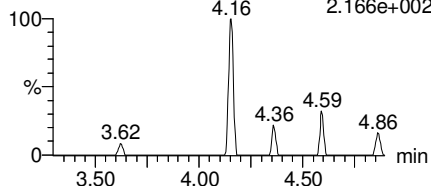


PFDA

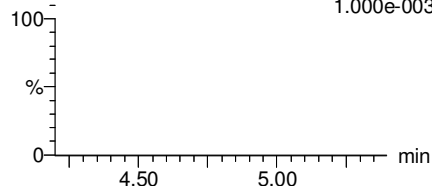
F36:MRM of 2 channels,ES-
513 > 468.8
1.157e+003



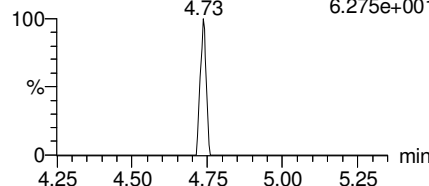
F20:MRM of 2 channels,ES-
413 > 169
2.166e+002



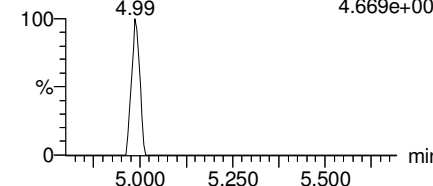
F26:MRM of 2 channels,ES-
463.0 > 219.0
1.000e-003



F31:MRM of 2 channels,ES-
499 > 99
6.275e+001

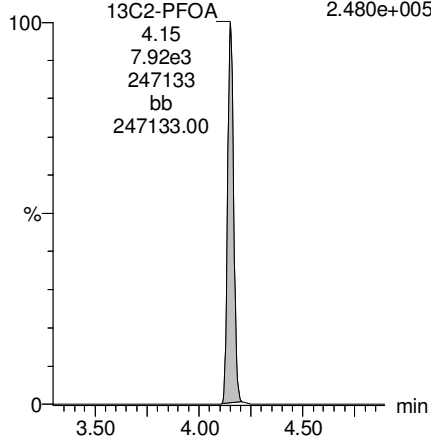


F36:MRM of 2 channels,ES-
513 > 219
4.669e+001



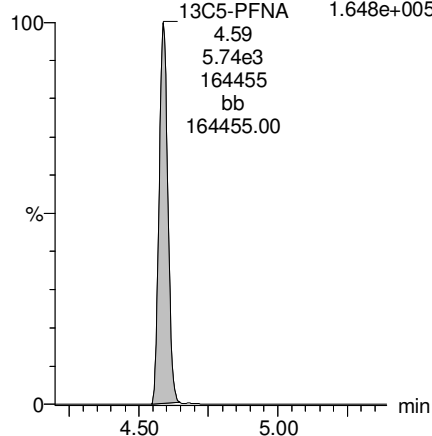
13C2-PFOA

F21:MRM of 1 channel,ES-
414.9 > 369.7
2.480e+005



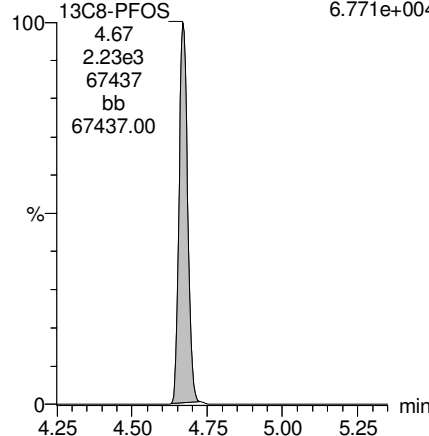
13C5-PFNA

F27:MRM of 1 channel,ES-
468.2 > 422.9
1.648e+005



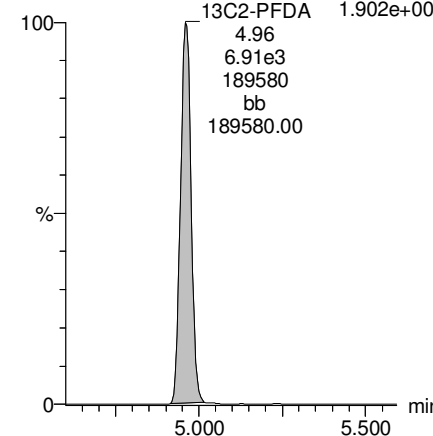
13C8-PFOS

F34:MRM of 1 channel,ES-
507.0 > 79.9
6.771e+004



13C2-PFDA

F37:MRM of 1 channel,ES-
515.1 > 469.9
1.902e+005



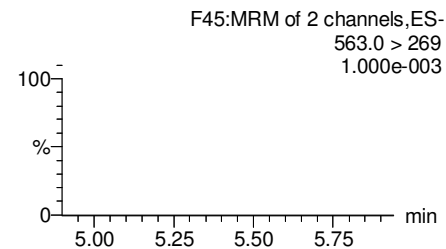
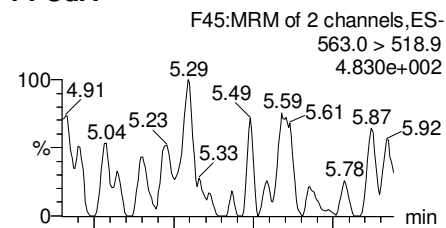
Dataset: F:\Projects\PFAS.PRO\Results\180222M1\180222M1-22.qld

Last Altered: Monday, February 26, 2018 13:15:28 Pacific Standard Time

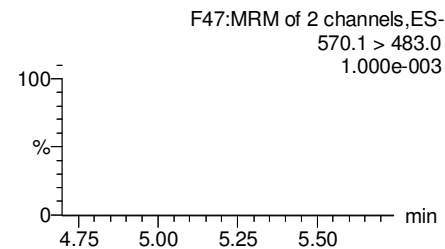
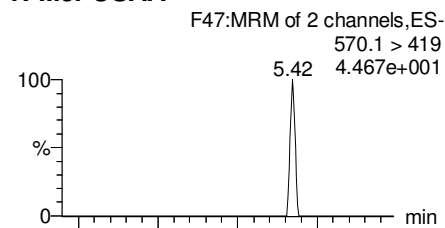
Printed: Monday, February 26, 2018 13:16:22 Pacific Standard Time

Name: 180222M1_22, Date: 22-Feb-2018, Time: 18:28:07, ID: 1800268-10 WI-AF-SB613-03H04H-0118 1.2, Description: WI-AF-SB613-03H04H-0118

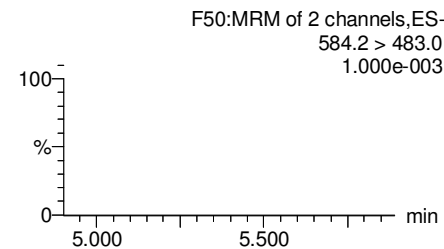
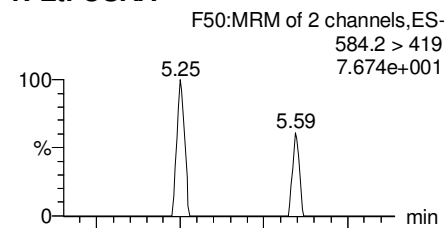
PFUdA



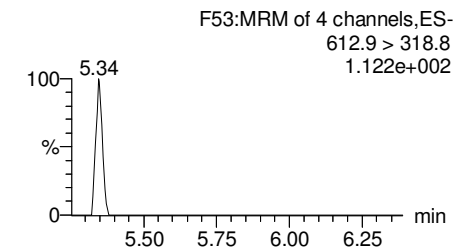
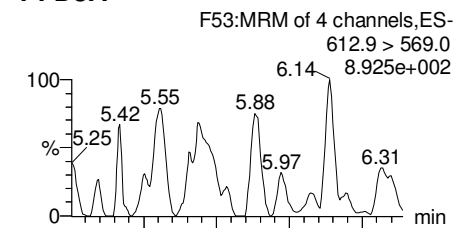
N-MeFOSAA



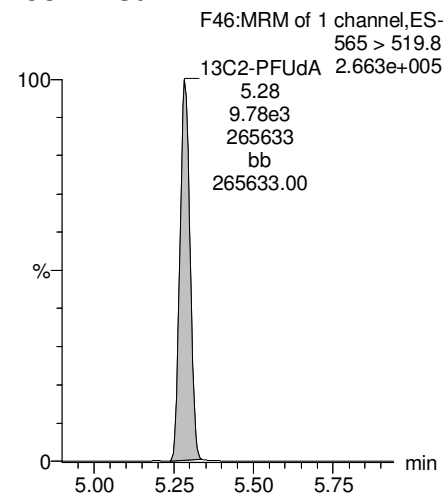
N-EtFOSAA



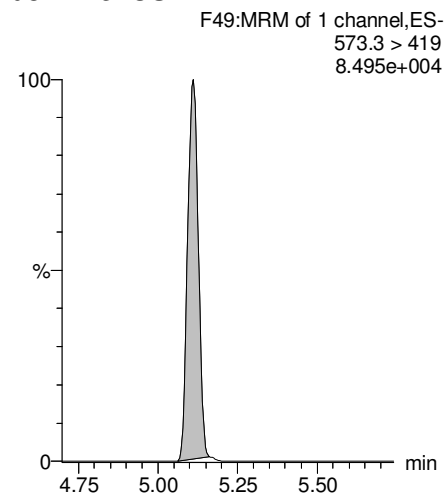
PFDaA



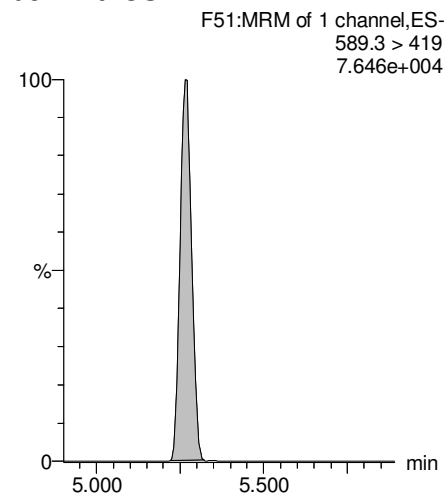
13C2-PFUdA



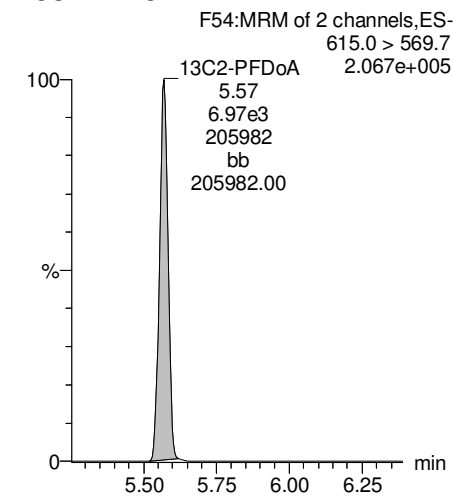
d3-N-MeFOSAA



d5-N-EtFOSAA



13C2-PFDaA



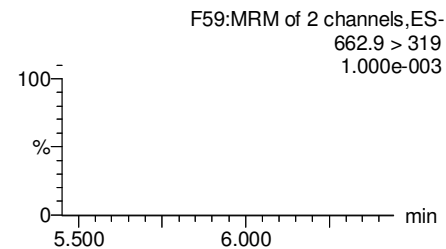
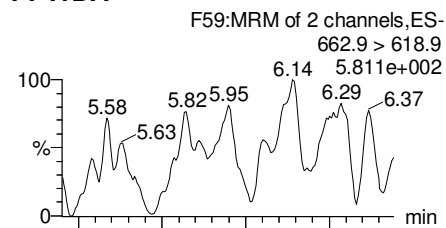
Dataset: F:\Projects\PFAS.PRO\Results\180222M1\180222M1-22.qld

Last Altered: Monday, February 26, 2018 13:15:28 Pacific Standard Time

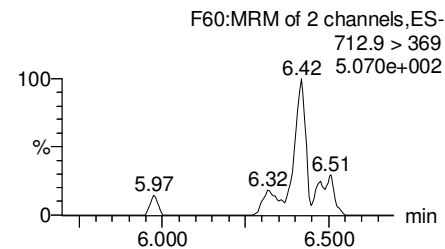
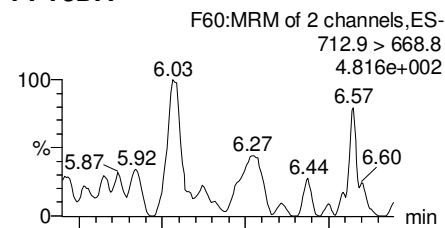
Printed: Monday, February 26, 2018 13:16:22 Pacific Standard Time

Name: 180222M1_22, Date: 22-Feb-2018, Time: 18:28:07, ID: 1800268-10 WI-AF-SB613-03H04H-0118 1.2, Description: WI-AF-SB613-03H04H-0118

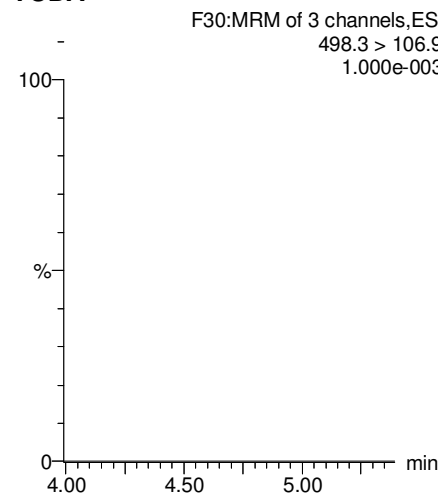
PFTrDA



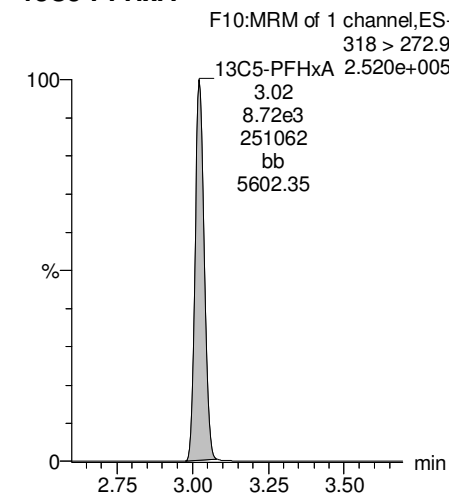
PFTeDA



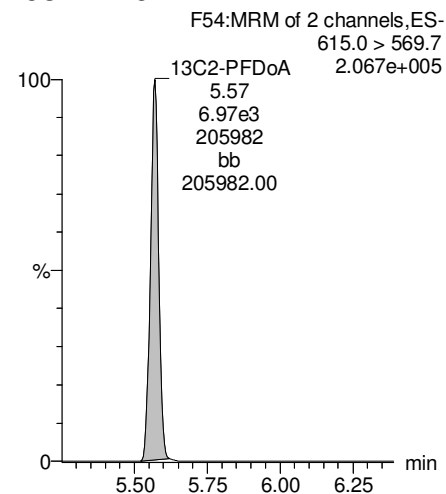
TCDA



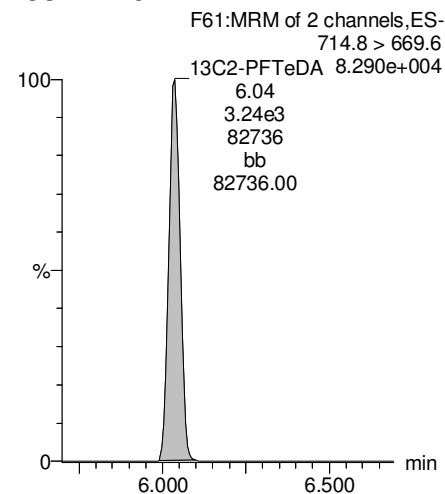
13C5-PFHxA



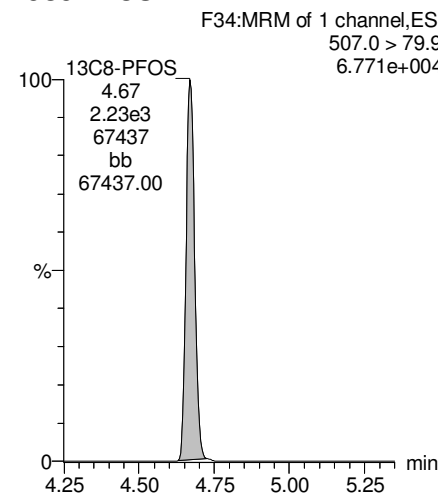
13C2-PFDoA



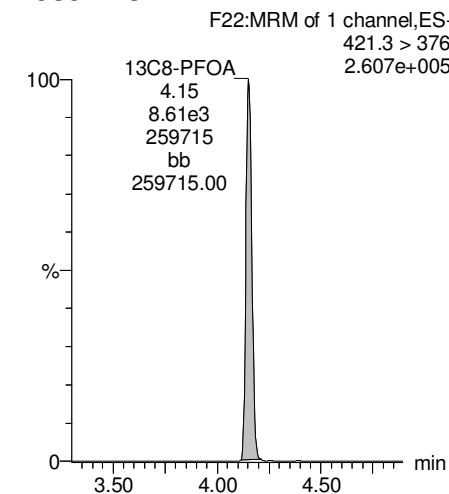
13C2-PFTeDA



13C8-PFOS



13C8-PFOA

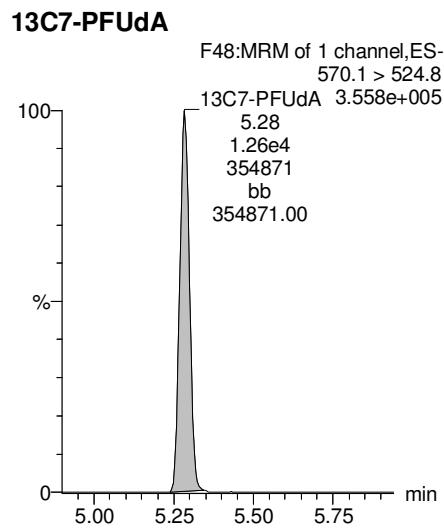
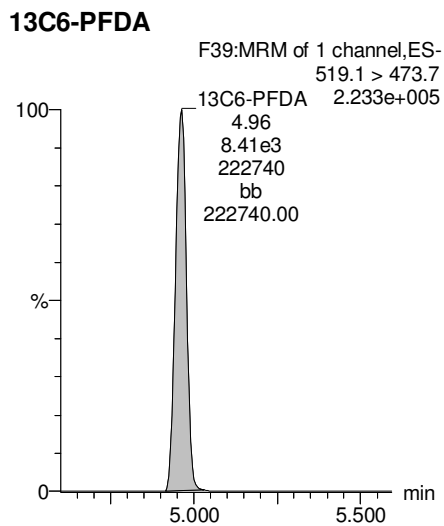
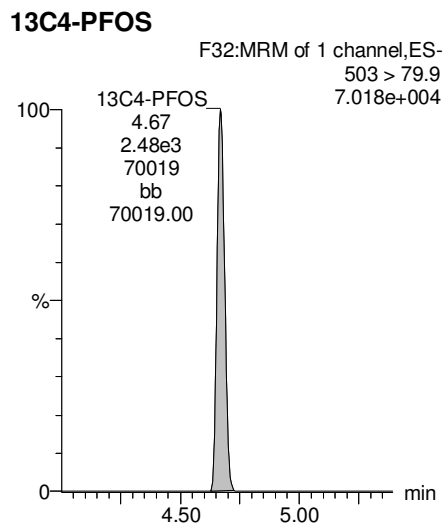
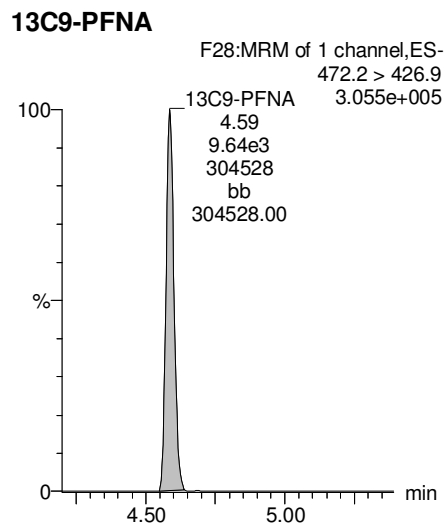
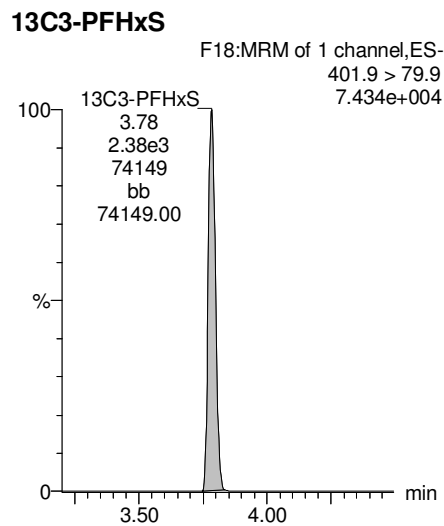


Dataset: F:\Projects\PFAS.PRO\Results\180222M1\180222M1-22.qld

Last Altered: Monday, February 26, 2018 13:15:28 Pacific Standard Time

Printed: Monday, February 26, 2018 13:16:22 Pacific Standard Time

Name: 180222M1_22, Date: 22-Feb-2018, Time: 18:28:07, ID: 1800268-10 WI-AF-SB613-03H04H-0118 1.2, Description: WI-AF-SB613-03H04H-0118



Dataset: F:\Projects\PFAS.PRO\Results\180222M1\180222M1-23.qld

Last Altered: Monday, February 26, 2018 13:19:20 Pacific Standard Time

Printed: Monday, February 26, 2018 13:19:43 Pacific Standard Time

Method: F:\Projects\PFAS.PRO\MethDB\PFAS_FULL_80C_022218.mdb 23 Feb 2018 08:58:55

Calibration: F:\Projects\PFAS.PRO\CurveDB\C18_VAL-PFAS_Q4_02-22-18-FULL.cdb 23 Feb 2018 10:57:03

Name: 180222M1_23, Date: 22-Feb-2018, Time: 18:39:37, ID: 1800268-11 WI-AF-SB613-5657H-0118 1.23, Description: WI-AF-SB613-5657H-0118

	# Name	Trace	Area	IS Area	Wt./Vol.	RRF	Pred.RT	RT	y Axis Resp.	Conc.	%Rec
1	3 PFBS	299.0 > 79.7		1.15e3	1.17		2.60				
2	5 PFHxA	313.2 > 268.9		1.98e3	1.17		3.19				
3	7 PFHpA	363.0 > 318.9		6.07e3	1.17		3.81				
4	8 L-PFHxS	398.9 > 79.6	1.07e0	7.64e2	1.17		3.85	3.80	0.0174	0.0423	
5	11 L-PFOA	413 > 368.7		7.84e3	1.17		4.22				
6	14 PFNA	463.0 > 418.8		6.57e3	1.17		4.76				
7	16 L-PFOS	499 > 79.9		2.27e3	1.17		4.74				
8	18 PFDA	513 > 468.8		7.27e3	1.17		5.14				
9	21 N-MeFOSAA	570.1 > 419		3.65e3	1.17		5.29				
10	22 N-EtFOSAA	584.2 > 419		3.47e3	1.17		5.45				
11	23 PFUdA	563.0 > 518.9		7.94e3	1.17		5.46				

Dataset: F:\Projects\PFAS.PRO\Results\180222M1\180222M1-23.qld

Last Altered: Monday, February 26, 2018 13:19:20 Pacific Standard Time

Printed: Monday, February 26, 2018 13:19:51 Pacific Standard Time

Method: F:\Projects\PFAS.PRO\MethDB\PFAS_FULL_80C_022218.mdb 23 Feb 2018 08:58:55

Calibration: F:\Projects\PFAS.PRO\CurveDB\C18_VAL-PFAS_Q4_02-22-18-FULL.cdb 23 Feb 2018 10:57:03

Name: 180222M1_23, Date: 22-Feb-2018, Time: 18:39:37, ID: 1800268-11 WI-AF-SB613-5657H-0118 1.23, Description: WI-AF-SB613-5657H-0118

#	Name	Trace	Area	IS Area	Wt./Vol.	RRF	Pred.RT	RT	y Axis Resp.	Conc.	%Rec	
1	25	PFDa	612.9 > 569.0	7.13e3	1.17		5.74					
2	27	PFTDA	662.9 > 618.9	7.13e3	1.17		5.98					
3	28	PFTeDA	712.9 > 668.8	3.22e3	1.17		6.20					
4	36	13C3-PFBS	302. > 98.8	1.15e3	8.26e3	1.17	0.120	2.69	2.53	1.75	12.4573	116.3
5	37	13C2-PFHxA	315 > 269.8	1.98e3	8.26e3	1.17	0.760	3.19	3.02	3.00	3.3796	78.9
6	38	13C4-PFHpA	367.2 > 321.8	6.07e3	8.26e3	1.17	0.729	3.81	3.63	9.19	10.7979	100.8
7	39	18O2-PFHxS	403.0 > 102.6	7.64e2	2.55e3	1.17	0.367	3.96	3.78	3.75	8.7591	81.8
8	40	13C2-PFOA	414.9 > 369.7	7.84e3	7.59e3	1.17	1.225	4.33	4.15	12.9	9.0315	84.3
9	41	13C5-PFNA	468.2 > 422.9	6.57e3	7.76e3	1.17	0.936	4.76	4.58	10.6	9.6908	90.5
10	42	13C8-PFOSA	506.1 > 77.7	9.77e2	1.02e4	1.17	0.235	4.83	4.64	1.19	4.3471	40.6
11	43	13C8-PFOS	507.0 > 79.9	2.27e3	2.28e3	1.17	1.018	4.84	4.66	12.5	10.4804	97.8
12	44	13C2-PFDA	515.1 > 469.9	7.27e3	9.81e3	1.17	0.977	5.14	4.95	9.25	8.1204	75.8
13	45	d3-N-MeFOSAA	573.3 > 419	3.65e3	1.02e4	1.17	0.405	5.29	5.11	4.46	9.4399	88.1
14	46	d5-N-EtFOSAA	589.3 > 419	3.47e3	1.02e4	1.17	0.419	5.45	5.26	4.24	8.6757	81.0
15	47	13C2-PFUdA	565 > 519.8	7.94e3	1.02e4	1.17	1.045	5.46	5.28	9.69	7.9529	74.2
16	48	13C2-PFDoA	615.0 > 569.7	7.13e3	1.02e4	1.17	0.832	5.74	5.56	8.71	8.9676	83.7
17	49	d3-N-MeFOSA	515.2 > 168.9		1.02e4	1.17	0.109	5.84				
18	50	13C2-PFTeDA	714.8 > 669.6	3.22e3	1.02e4	1.17	0.313	6.20	6.03	3.93	10.7590	100.4
19	51	d5-N-ETFOSA	531.1 > 168.9		1.02e4	1.17	0.160	6.22				
20	52	13C2-PFHxDA	815 > 769.7	2.40e3	1.02e4	1.17	0.648	6.51	6.38	2.93	3.8742	90.4
21	53	d7-N-MeFOSE	623.1 > 58.9		1.02e4	1.17	0.150	6.31				
22	54	d9-N-EtFOSE	639.2 > 58.8		1.02e4	1.17	0.142	6.45				
23	55	13C4-PFBA	217. > 171.8	6.01e3	6.01e3	1.17	1.000	1.46	1.30	12.5	10.7131	100.0
24	56	13C5-PFHxA	318 > 272.9	8.26e3	8.26e3	1.17	1.000	3.19	3.02	12.5	10.7131	100.0
25	57	13C3-PFHxS	401.9 > 79.9	2.55e3	2.55e3	1.17	1.000	3.96	3.78	12.5	10.7131	100.0
26	58	13C8-PFOA	421.3 > 376	7.59e3	7.59e3	1.17	1.000	4.33	4.15	12.5	10.7131	100.0
27	59	13C9-PFNA	472.2 > 426.9	7.76e3	7.76e3	1.17	1.000	4.70	4.58	12.5	10.7131	100.0
28	60	13C4-PFOS	503 > 79.9	2.28e3	2.28e3	1.17	1.000	4.84	4.66	12.5	10.7131	100.0
29	61	13C6-PFDA	519.1 > 473.7	9.81e3	9.81e3	1.17	1.000	5.14	4.96	12.5	10.7131	100.0
30	62	13C7-PFUdA	570.1 > 524.8	1.02e4	1.02e4	1.17	1.000	5.46	5.28	12.5	10.7131	100.0
31	63	Total PFHxS	398.9 > 79.6	1.07e0	7.64e2	1.17		3.85		0.0174	0.0423	
32	64	Total PFOA	413 > 368.7	0.00e0	7.84e3	1.17		4.21		0.000		

GM 2/26/2018

Dataset: F:\Projects\PFAS.PRO\Results\180222M1\180222M1-23.qld

Last Altered: Monday, February 26, 2018 13:19:20 Pacific Standard Time

Printed: Monday, February 26, 2018 13:19:51 Pacific Standard Time

Name: 180222M1_23, Date: 22-Feb-2018, Time: 18:39:37, ID: 1800268-11 WI-AF-SB613-5657H-0118 1.23, Description: WI-AF-SB613-5657H-0118

	# Name	Trace	Area	IS Area	Wt./Vol.	RRF	Pred.RT	RT	y Axis Resp.	Conc.	%Rec
33	65 Total PFOS	499 > 79.9	0.00e0	2.27e3	1.17		4.73		0.000		
34	66 Total N-MeFOSAA	570.1 > 419	0.00e0	3.65e3	1.17		5.29		0.000		
35	67 Total N-EtFOSAA	584.2 > 419	0.00e0	3.47e3	1.17		5.45		0.000		

Dataset: F:\Projects\PFAS.PRO\Results\180222M1\180222M1-23.qld

Last Altered: Monday, February 26, 2018 13:19:20 Pacific Standard Time

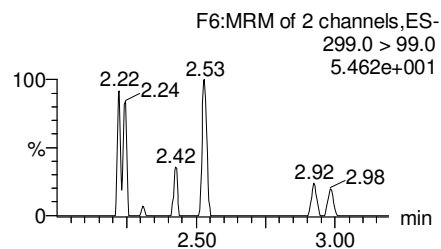
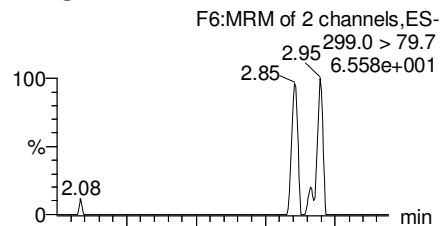
Printed: Monday, February 26, 2018 13:19:51 Pacific Standard Time

Method: F:\Projects\PFAS.PRO\MethDB\PFAS_FULL_80C_022218.mdb 23 Feb 2018 08:58:55

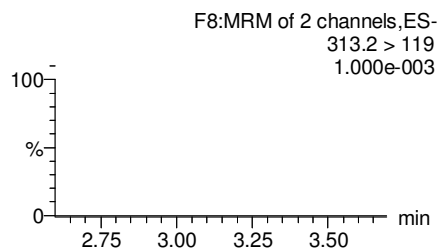
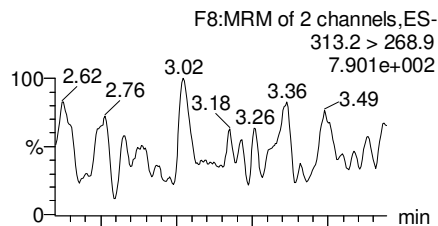
Calibration: F:\Projects\PFAS.PRO\CurveDB\C18_VAL-PFAS_Q4_02-22-18-FULL.cdb 23 Feb 2018 10:57:03

Name: 180222M1_23, Date: 22-Feb-2018, Time: 18:39:37, ID: 1800268-11 WI-AF-SB613-5657H-0118 1.23, Description: WI-AF-SB613-5657H-0118

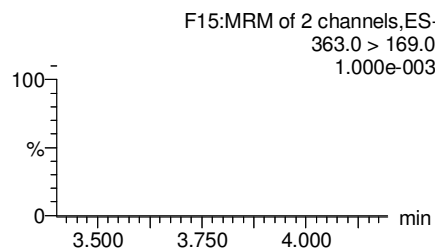
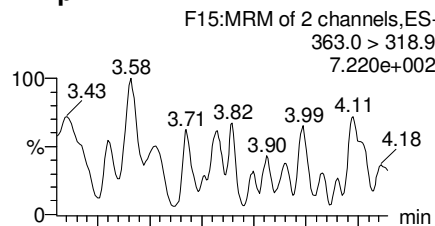
PFBS



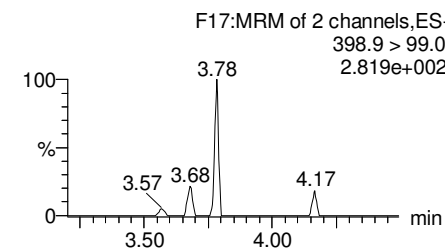
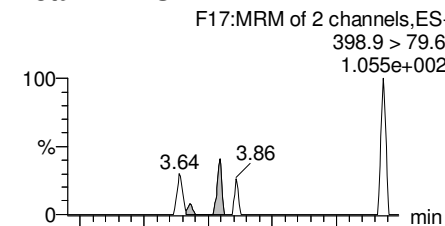
PFHxA



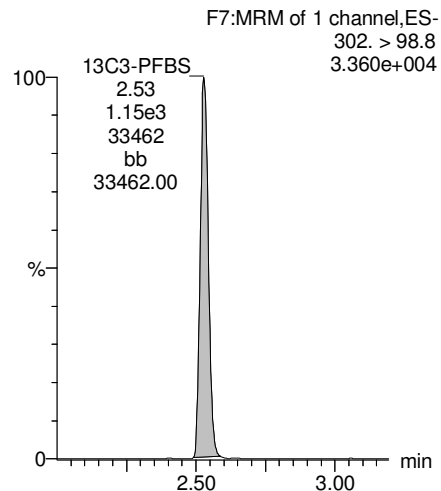
PFHpA



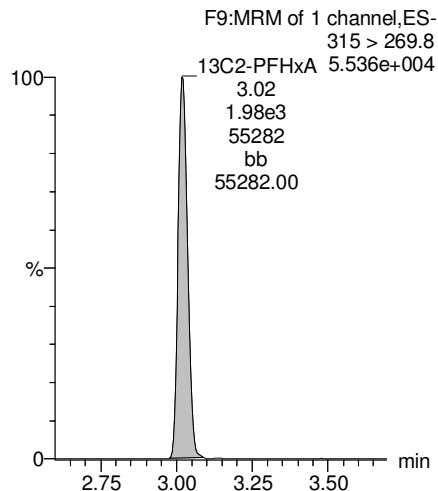
Total PFHxS



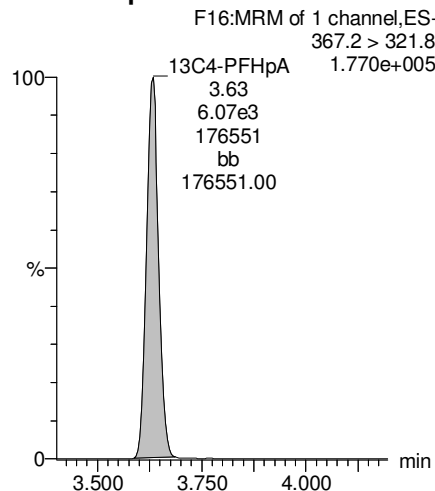
13C3-PFBS



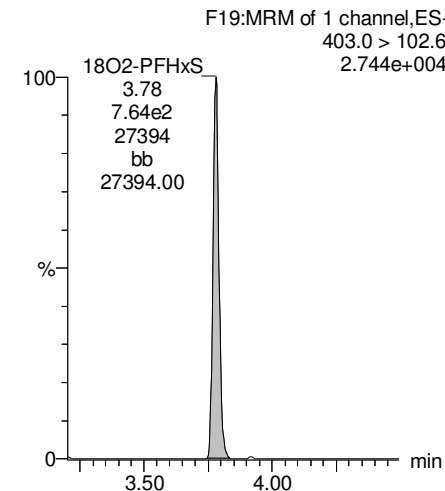
13C2-PFHxA



13C4-PFHpA



18O2-PFHxS



Dataset: F:\Projects\PFAS.PRO\Results\180222M1\180222M1-23.qld

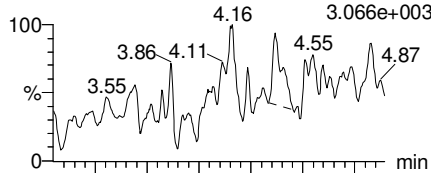
Last Altered: Monday, February 26, 2018 13:19:20 Pacific Standard Time

Printed: Monday, February 26, 2018 13:19:51 Pacific Standard Time

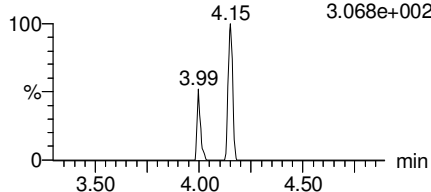
Name: 180222M1_23, Date: 22-Feb-2018, Time: 18:39:37, ID: 1800268-11 WI-AF-SB613-5657H-0118 1.23, Description: WI-AF-SB613-5657H-0118

Total PFOA

F20:MRM of 2 channels,ES-
413 > 368.7
3.066e+003

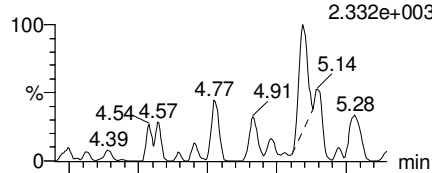


F20:MRM of 2 channels,ES-
413 > 169
3.068e+002

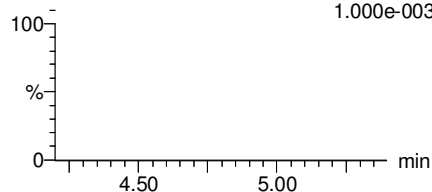


PFNA

F26:MRM of 2 channels,ES-
463.0 > 418.8
2.332e+003

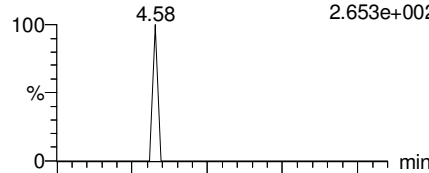


F26:MRM of 2 channels,ES-
463.0 > 219.0
1.000e-003

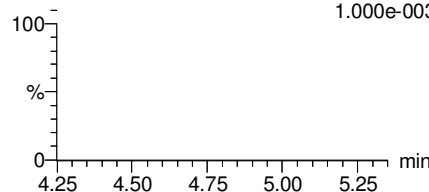


Total PFOS

F31:MRM of 2 channels,ES-
499 > 79.9
2.653e+002

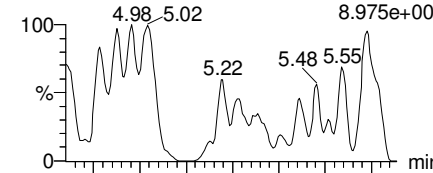


F31:MRM of 2 channels,ES-
499 > 99
1.000e-003

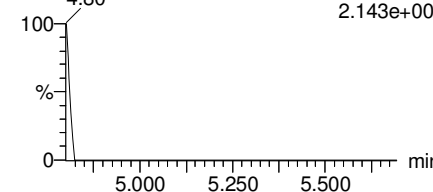


PFDA

F36:MRM of 2 channels,ES-
513 > 468.8
8.975e+002

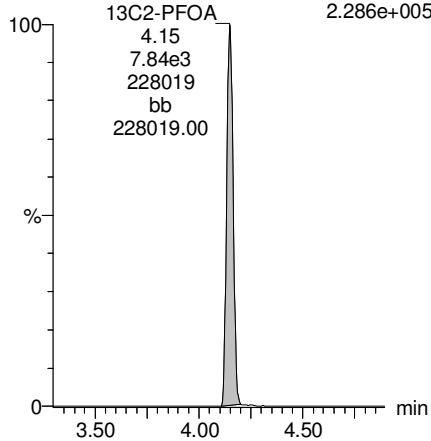


F36:MRM of 2 channels,ES-
513 > 219
2.143e+002



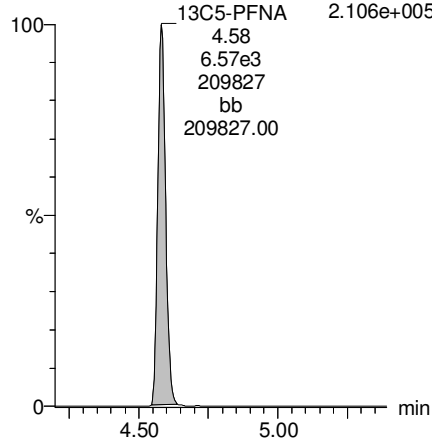
13C2-PFOA

F21:MRM of 1 channel,ES-
414.9 > 369.7
2.286e+005



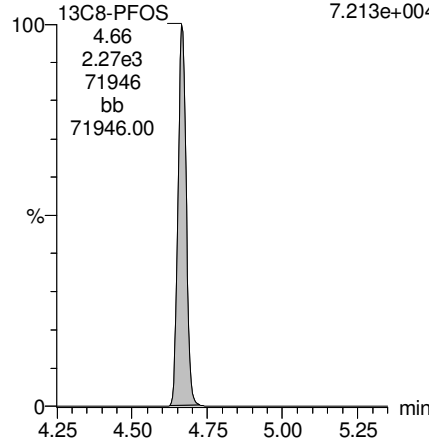
13C5-PFNA

F27:MRM of 1 channel,ES-
468.2 > 422.9
2.106e+005



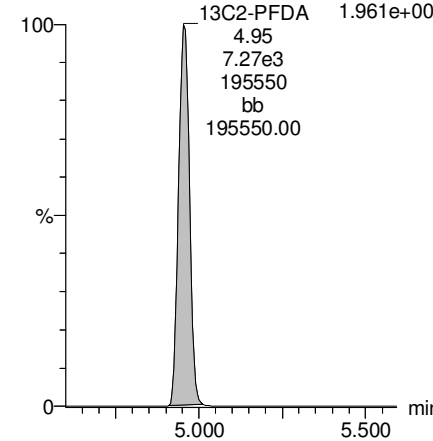
13C8-PFOS

F34:MRM of 1 channel,ES-
507.0 > 79.9
7.213e+004



13C2-PFDA

F37:MRM of 1 channel,ES-
515.1 > 469.9
1.961e+005



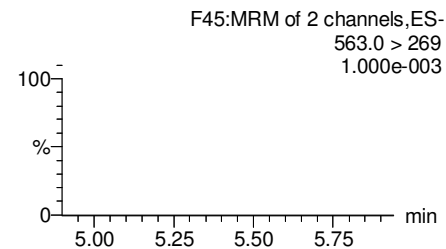
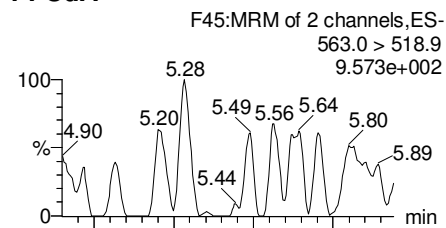
Dataset: F:\Projects\PFAS.PRO\Results\180222M1\180222M1-23.qld

Last Altered: Monday, February 26, 2018 13:19:20 Pacific Standard Time

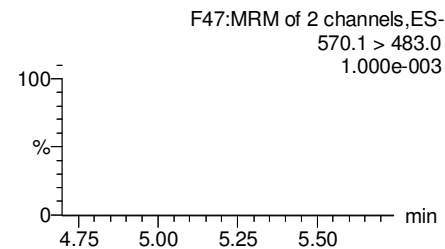
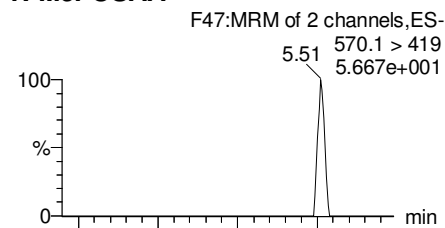
Printed: Monday, February 26, 2018 13:19:51 Pacific Standard Time

Name: 180222M1_23, Date: 22-Feb-2018, Time: 18:39:37, ID: 1800268-11 WI-AF-SB613-5657H-0118 1.23, Description: WI-AF-SB613-5657H-0118

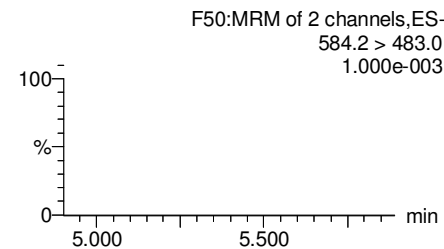
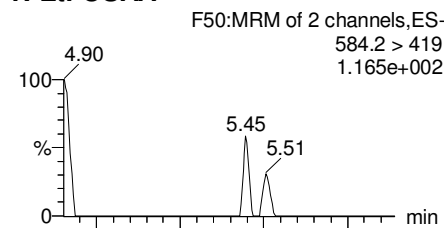
PFUdA



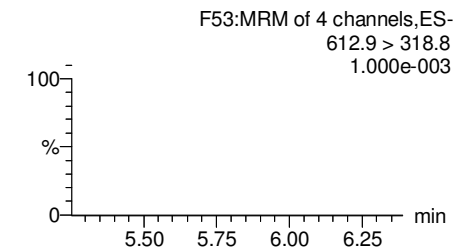
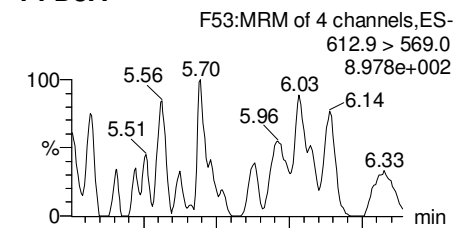
N-MeFOSAA



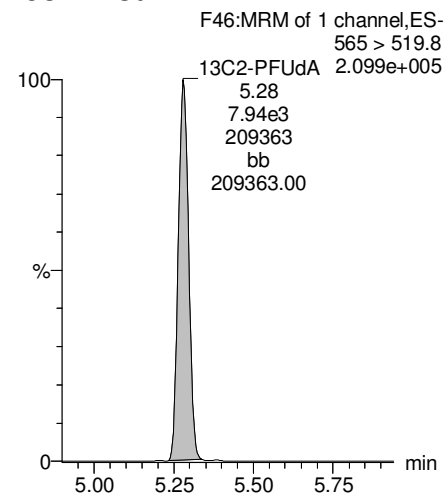
N-EtFOSAA



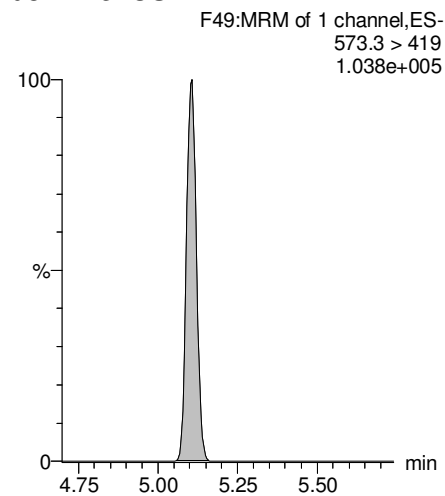
PFDaA



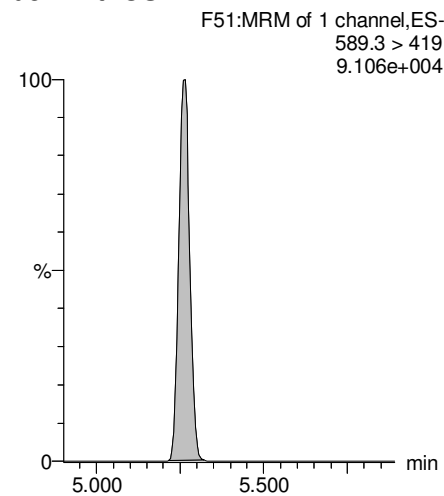
13C2-PFUdA



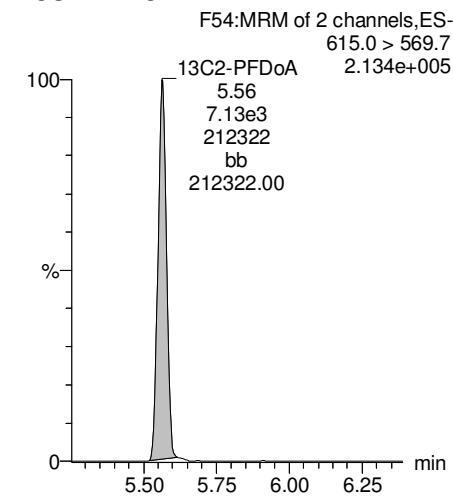
d3-N-MeFOSAA



d5-N-EtFOSAA



13C2-PFDaA



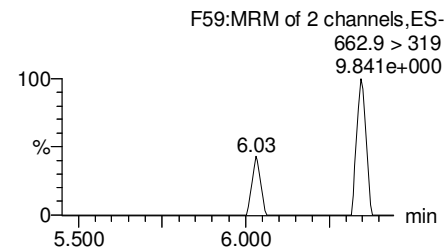
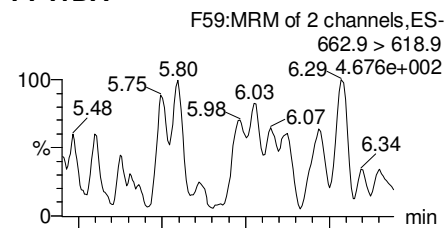
Dataset: F:\Projects\PFAS.PRO\Results\180222M1\180222M1-23.qld

Last Altered: Monday, February 26, 2018 13:19:20 Pacific Standard Time

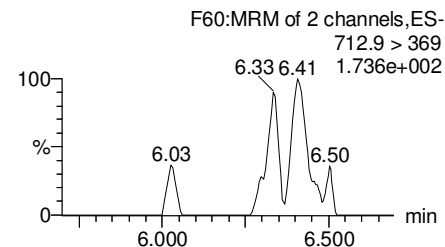
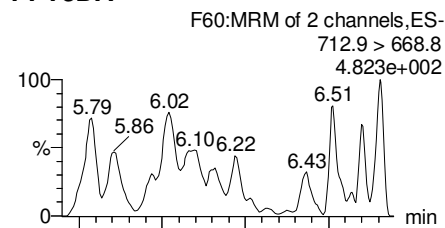
Printed: Monday, February 26, 2018 13:19:51 Pacific Standard Time

Name: 180222M1_23, Date: 22-Feb-2018, Time: 18:39:37, ID: 1800268-11 WI-AF-SB613-5657H-0118 1.23, Description: WI-AF-SB613-5657H-0118

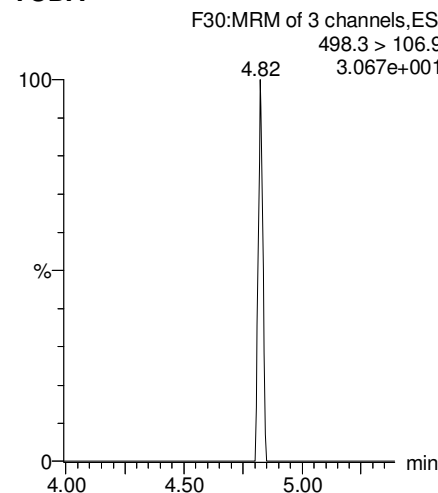
PFTrDA



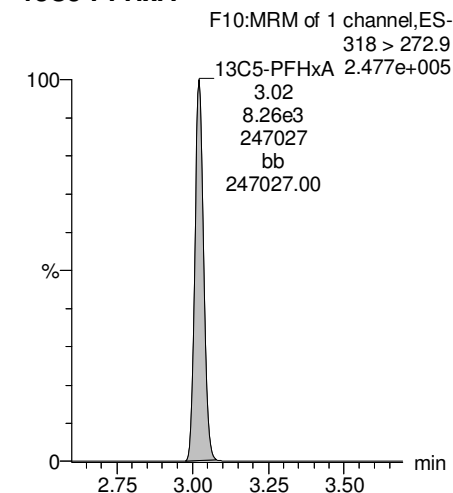
PFTeDA



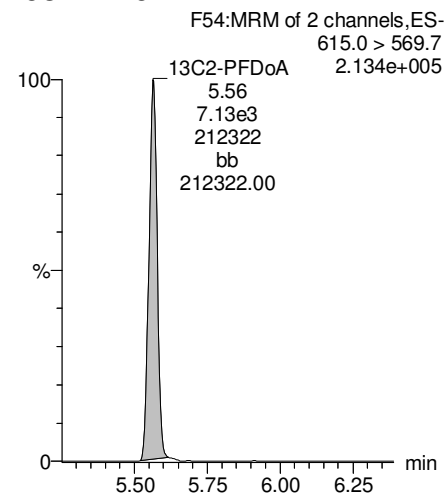
TCDA



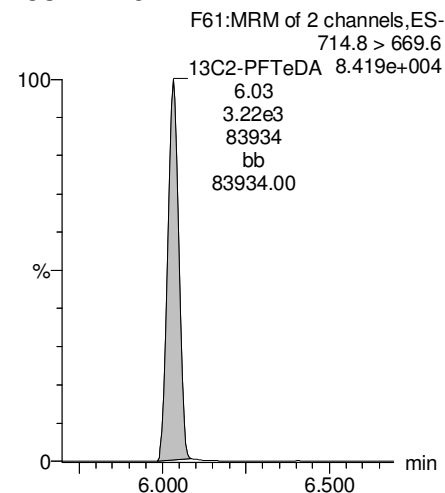
13C5-PFHxA



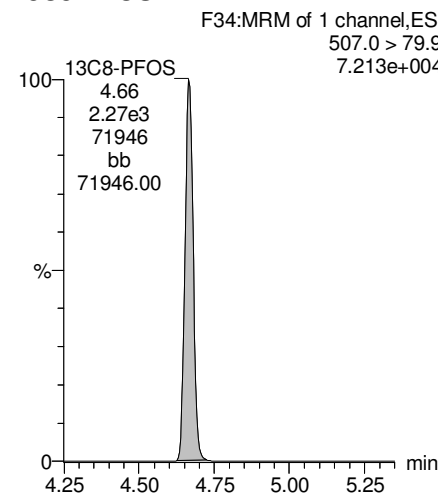
13C2-PFDoA



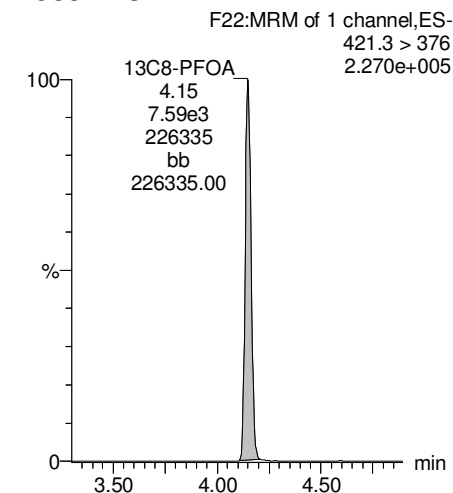
13C2-PFTeDA



13C8-PFOS



13C8-PFOA



Dataset: F:\Projects\PFAS.PRO\Results\180222M1\180222M1-23.qld

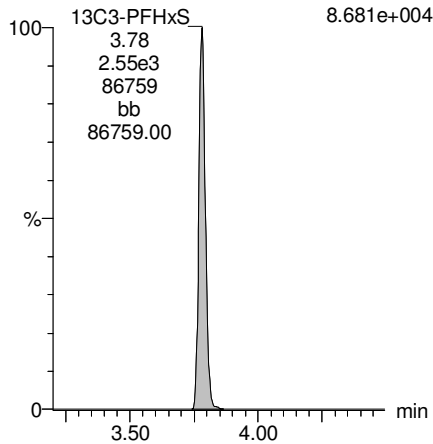
Last Altered: Monday, February 26, 2018 13:19:20 Pacific Standard Time

Printed: Monday, February 26, 2018 13:19:51 Pacific Standard Time

Name: 180222M1_23, Date: 22-Feb-2018, Time: 18:39:37, ID: 1800268-11 WI-AF-SB613-5657H-0118 1.23, Description: WI-AF-SB613-5657H-0118

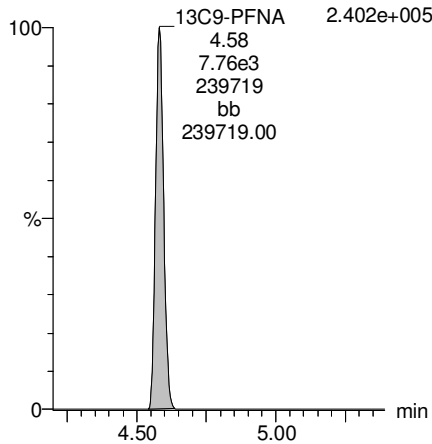
13C3-PFHxS

F18:MRM of 1 channel,ES-
401.9 > 79.9
8.681e+004



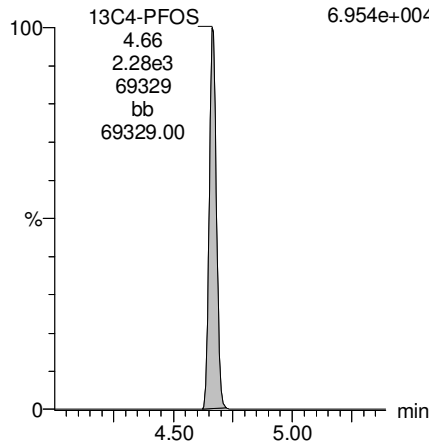
13C9-PFNA

F28:MRM of 1 channel,ES-
472.2 > 426.9
2.402e+005



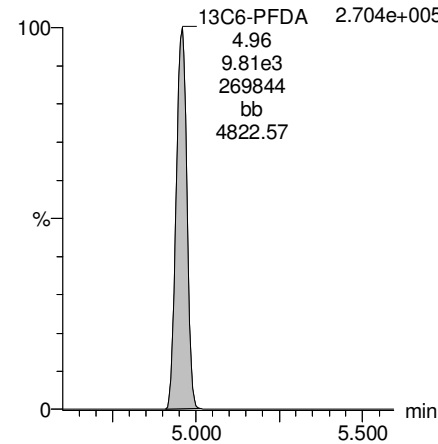
13C4-PFOS

F32:MRM of 1 channel,ES-
503 > 79.9
6.954e+004



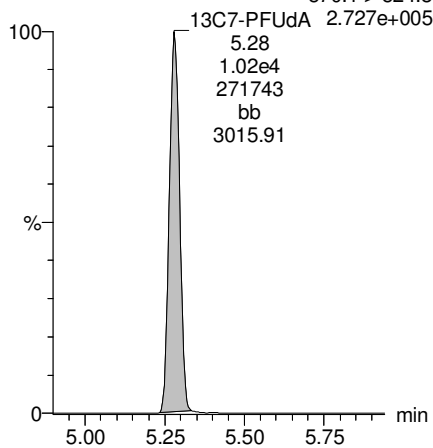
13C6-PFDA

F39:MRM of 1 channel,ES-
519.1 > 473.7
2.704e+005



13C7-PFUDA

F48:MRM of 1 channel,ES-
570.1 > 524.8
2.727e+005



Dataset: F:\Projects\PFAS.PRO\Results\180222M1\180222M1-24.qld

Last Altered: Monday, February 26, 2018 13:20:47 Pacific Standard Time

Printed: Monday, February 26, 2018 13:21:16 Pacific Standard Time

Method: F:\Projects\PFAS.PRO\MethDB\PFAS_FULL_80C_022218.mdb 23 Feb 2018 08:58:55

Calibration: F:\Projects\PFAS.PRO\CurveDB\C18_VAL-PFAS_Q4_02-22-18-FULL.cdb 23 Feb 2018 10:57:03

Name: 180222M1_24, Date: 22-Feb-2018, Time: 18:51:06, ID: 1800268-12 WI-AF-SB607-000H-0118 1.06, Description: WI-AF-SB607-000H-0118

	# Name	Trace	Area	IS Area	Wt./Vol.	RRF	Pred.RT	RT	y Axis Resp.	Conc.	%Rec
1	3 PFBS	299.0 > 79.7		1.01e3	0.938		2.60				
2	5 PFHxA	313.2 > 268.9		2.23e3	0.938		3.19				
3	7 PFHpA	363.0 > 318.9		5.46e3	0.938		3.81				
4	8 L-PFHxS	398.9 > 79.6	1.14e1	8.14e2	0.938		3.85	3.79	0.175	0.1444	
5	11 L-PFOA	413 > 368.7		6.96e3	0.938		4.22				
6	14 PFNA	463.0 > 418.8		6.86e3	0.938		4.76				
7	16 L-PFOS	499 > 79.9		2.00e3	0.938		4.74				
8	18 PFDA	513 > 468.8		6.86e3	0.938		5.14				
9	21 N-MeFOSAA	570.1 > 419		2.63e3	0.938		5.29				
10	22 N-EtFOSAA	584.2 > 419		3.32e3	0.938		5.45				
11	23 PFUdA	563.0 > 518.9		9.15e3	0.938		5.46				

Dataset: F:\Projects\PFAS.PRO\Results\180222M1\180222M1-24.qld

Last Altered: Monday, February 26, 2018 13:20:47 Pacific Standard Time

Printed: Monday, February 26, 2018 13:21:24 Pacific Standard Time

Method: F:\Projects\PFAS.PRO\MethDB\PFAS_FULL_80C_022218.mdb 23 Feb 2018 08:58:55

Calibration: F:\Projects\PFAS.PRO\CurveDB\C18_VAL-PFAS_Q4_02-22-18-FULL.cdb 23 Feb 2018 10:57:03

Name: 180222M1_24, Date: 22-Feb-2018, Time: 18:51:06, ID: 1800268-12 WI-AF-SB607-000H-0118 1.06, Description: WI-AF-SB607-000H-0118

#	Name	Trace	Area	IS Area	Wt./Vol.	RRF	Pred.RT	RT	y Axis Resp.	Conc.	%Rec	
1	25	PFDa	612.9 > 569.0	6.65e3	0.938		5.74					
2	27	PFTDA	662.9 > 618.9	6.65e3	0.938		5.98					
3	28	PFTeDA	712.9 > 668.8	2.86e3	0.938		6.20					
4	36	13C3-PFBS	302. > 98.8	1.01e3	8.95e3	0.938	0.120	2.69	2.53	1.42	12.5672	94.3
5	37	13C2-PFHxA	315 > 269.8	2.23e3	8.95e3	0.938	0.760	3.19	3.03	3.12	4.3745	82.1
6	38	13C4-PFHpA	367.2 > 321.8	5.46e3	8.95e3	0.938	0.729	3.81	3.64	7.63	11.1482	83.6
7	39	18O2-PFHxS	403.0 > 102.6	8.14e2	2.31e3	0.938	0.367	3.96	3.79	4.40	12.7997	96.0
8	40	13C2-PFOA	414.9 > 369.7	6.96e3	8.20e3	0.938	1.225	4.33	4.16	10.6	9.2272	69.2
9	41	13C5-PFNA	468.2 > 422.9	6.86e3	9.62e3	0.938	0.936	4.76	4.59	8.92	10.1547	76.2
10	42	13C8-PFOSA	506.1 > 77.7	1.63e3	1.11e4	0.938	0.235	4.83	4.65	1.83	8.2892	62.2
11	43	13C8-PFOS	507.0 > 79.9	2.00e3	2.32e3	0.938	1.018	4.84	4.68	10.8	11.2663	84.5
12	44	13C2-PFDA	515.1 > 469.9	6.86e3	8.11e3	0.938	0.977	5.14	4.96	10.6	11.5431	86.6
13	45	d3-N-MeFOSAA	573.3 > 419	2.63e3	1.11e4	0.938	0.405	5.29	5.11	2.95	7.7669	58.3
14	46	d5-N-EtFOSAA	589.3 > 419	3.32e3	1.11e4	0.938	0.419	5.45	5.27	3.73	9.4924	71.2
15	47	13C2-PFUdA	565 > 519.8	9.15e3	1.11e4	0.938	1.045	5.46	5.29	10.3	10.4812	78.6
16	48	13C2-PFDoA	615.0 > 569.7	6.65e3	1.11e4	0.938	0.832	5.74	5.57	7.46	9.5522	71.7
17	49	d3-N-MeFOSA	515.2 > 168.9		1.11e4	0.938	0.109	5.84				
18	50	13C2-PFTeDA	714.8 > 669.6	2.86e3	1.11e4	0.938	0.313	6.20	6.04	3.21	10.9170	81.9
19	51	d5-N-ETFOSA	531.1 > 168.9		1.11e4	0.938	0.160	6.22				
20	52	13C2-PFHxDA	815 > 769.7	2.24e3	1.11e4	0.938	0.648	6.51	6.39	2.52	4.1407	77.7
21	53	d7-N-MeFOSE	623.1 > 58.9		1.11e4	0.938	0.150	6.31				
22	54	d9-N-EtFOSE	639.2 > 58.8		1.11e4	0.938	0.142	6.45				
23	55	13C4-PFBA	217. > 171.8	7.81e3	7.81e3	0.938	1.000	1.46	1.28	12.5	13.3284	100.0
24	56	13C5-PFHxA	318 > 272.9	8.95e3	8.95e3	0.938	1.000	3.19	3.03	12.5	13.3284	100.0
25	57	13C3-PFHxS	401.9 > 79.9	2.31e3	2.31e3	0.938	1.000	3.96	3.79	12.5	13.3284	100.0
26	58	13C8-PFOA	421.3 > 376	8.20e3	8.20e3	0.938	1.000	4.33	4.16	12.5	13.3284	100.0
27	59	13C9-PFNA	472.2 > 426.9	9.62e3	9.62e3	0.938	1.000	4.70	4.59	12.5	13.3284	100.0
28	60	13C4-PFOS	503 > 79.9	2.32e3	2.32e3	0.938	1.000	4.84	4.68	12.5	13.3284	100.0
29	61	13C6-PFDA	519.1 > 473.7	8.11e3	8.11e3	0.938	1.000	5.14	4.97	12.5	13.3284	100.0
30	62	13C7-PFUdA	570.1 > 524.8	1.11e4	1.11e4	0.938	1.000	5.46	5.29	12.5	13.3284	100.0
31	63	Total PFHxS	398.9 > 79.6	1.14e1	8.14e2	0.938		3.85		0.175	0.1444	
32	64	Total PFOA	413 > 368.7	0.00e0	6.96e3	0.938		4.21		0.000		

GM 2/26/2018

Dataset: F:\Projects\PFAS.PRO\Results\180222M1\180222M1-24.qld

Last Altered: Monday, February 26, 2018 13:20:47 Pacific Standard Time

Printed: Monday, February 26, 2018 13:21:24 Pacific Standard Time

Name: 180222M1_24, Date: 22-Feb-2018, Time: 18:51:06, ID: 1800268-12 WI-AF-SB607-000H-0118 1.06, Description: WI-AF-SB607-000H-0118

	# Name	Trace	Area	IS Area	Wt./Vol.	RRF	Pred.RT	RT	y Axis Resp.	Conc.	%Rec
33	65 Total PFOS	499 > 79.9	0.00e0	2.00e3	0.938		4.73		0.000		
34	66 Total N-MeFOSAA	570.1 > 419	0.00e0	2.63e3	0.938		5.29		0.000		
35	67 Total N-EtFOSAA	584.2 > 419	0.00e0	3.32e3	0.938		5.45		0.000		

Dataset: F:\Projects\PFAS.PRO\Results\180222M1\180222M1-24.qld

Last Altered: Monday, February 26, 2018 13:20:47 Pacific Standard Time

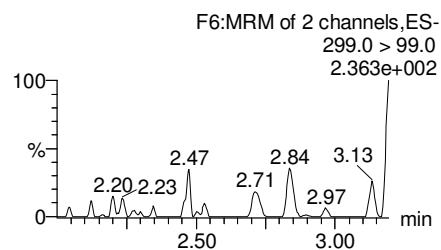
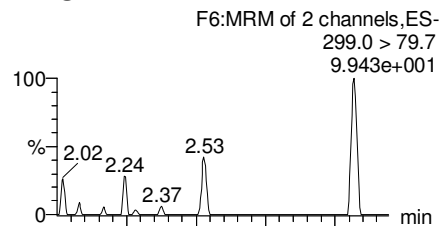
Printed: Monday, February 26, 2018 13:21:24 Pacific Standard Time

Method: F:\Projects\PFAS.PRO\MethDB\PFAS_FULL_80C_022218.mdb 23 Feb 2018 08:58:55

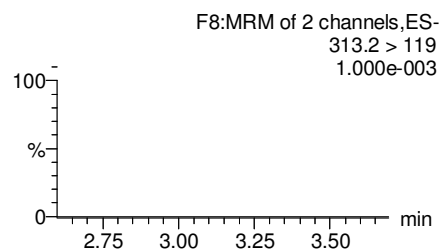
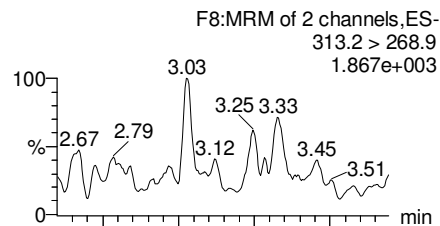
Calibration: F:\Projects\PFAS.PRO\CurveDB\C18_VAL-PFAS_Q4_02-22-18-FULL.cdb 23 Feb 2018 10:57:03

Name: 180222M1_24, Date: 22-Feb-2018, Time: 18:51:06, ID: 1800268-12 WI-AF-SB607-000H-0118 1.06, Description: WI-AF-SB607-000H-0118

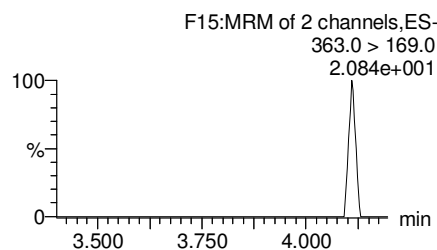
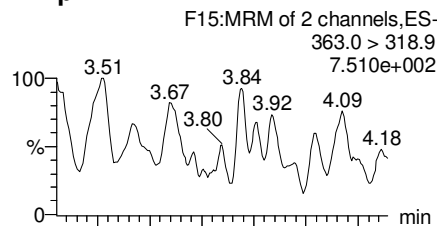
PFBS



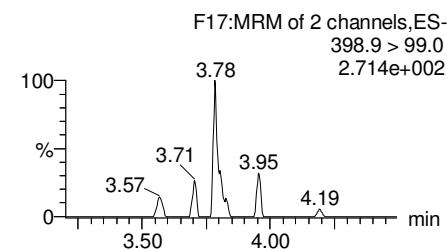
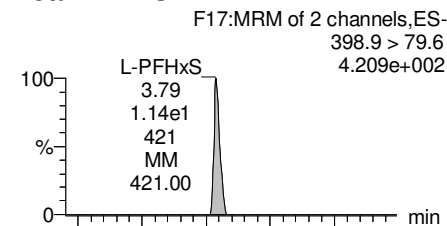
PFHxA



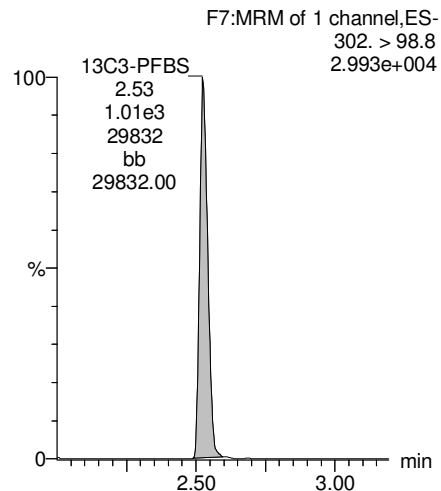
PFHpA



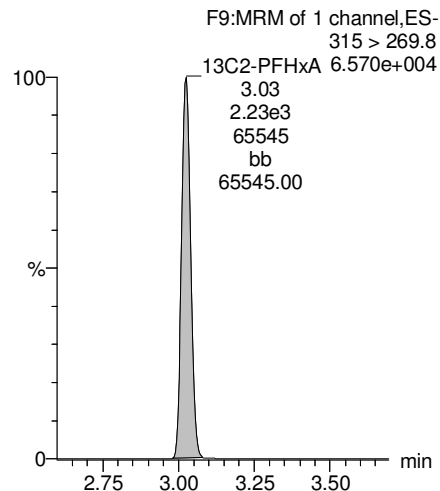
Total PFHxS



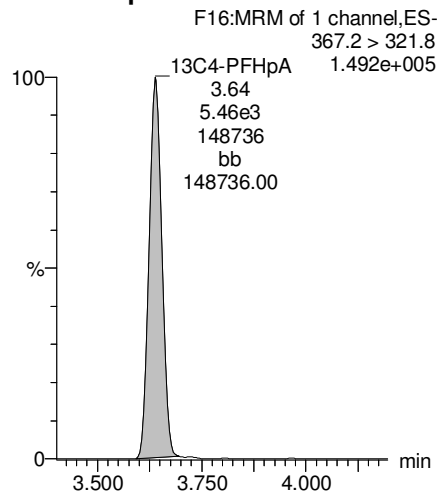
13C3-PFBS



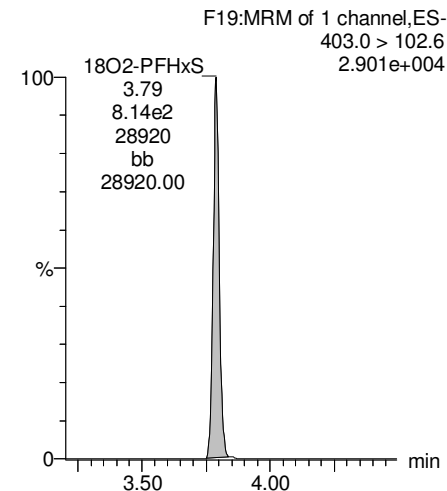
13C2-PFHxA



13C4-PFHpA



18O2-PFHxS



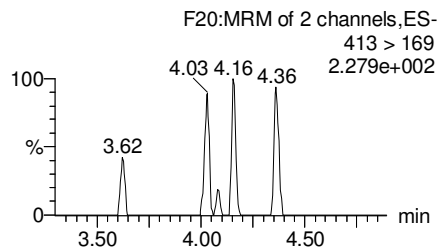
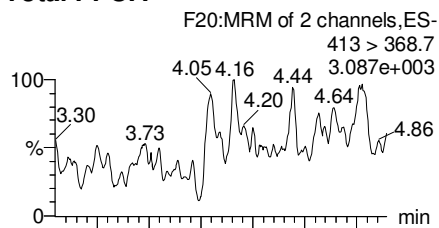
Dataset: F:\Projects\PFAS.PRO\Results\180222M1\180222M1-24.qld

Last Altered: Monday, February 26, 2018 13:20:47 Pacific Standard Time

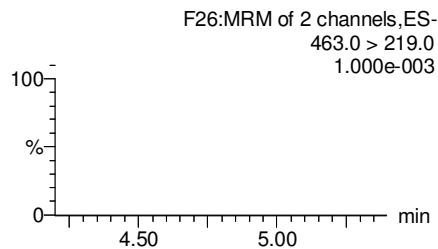
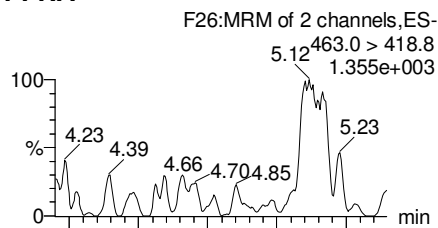
Printed: Monday, February 26, 2018 13:21:24 Pacific Standard Time

Name: 180222M1_24, Date: 22-Feb-2018, Time: 18:51:06, ID: 1800268-12 WI-AF-SB607-000H-0118 1.06, Description: WI-AF-SB607-000H-0118

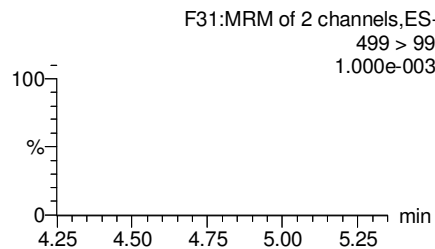
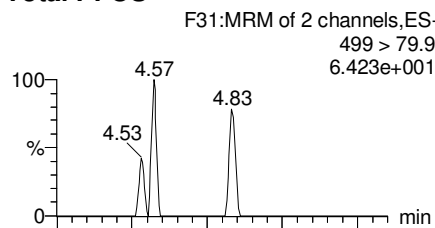
Total PFOA



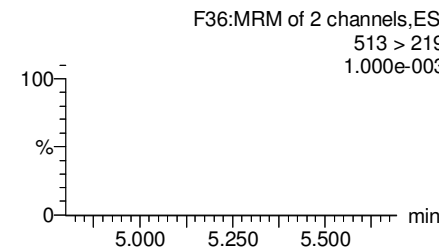
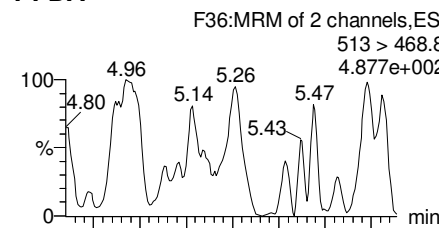
PFNA



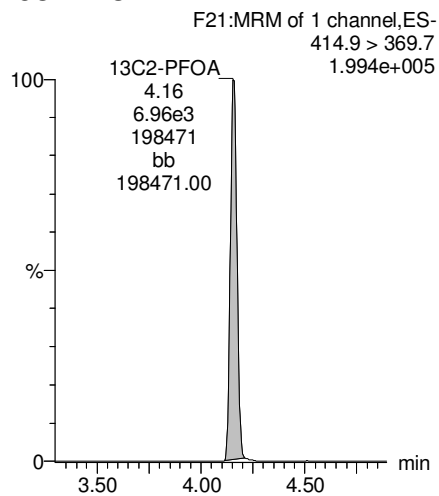
Total PFOS



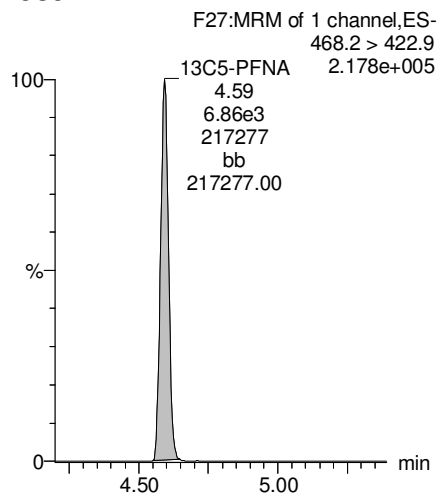
PFDA



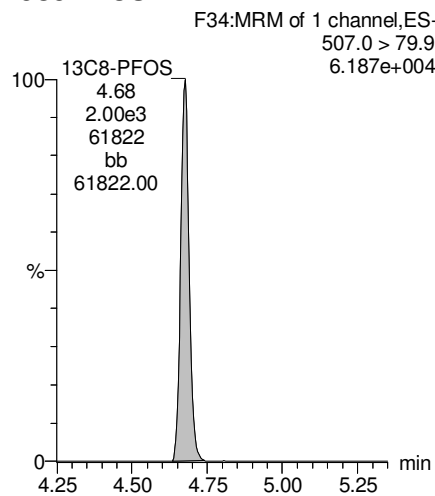
13C2-PFOA



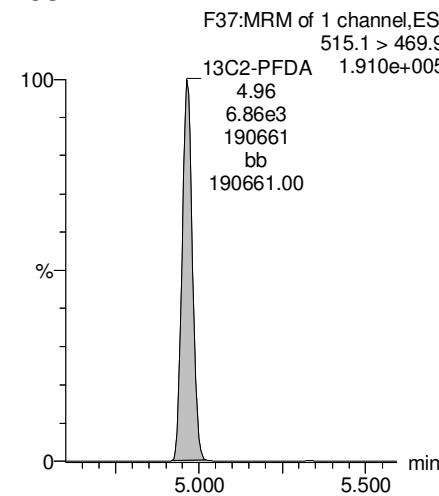
13C5-PFNA



13C8-PFOS



13C2-PFDA



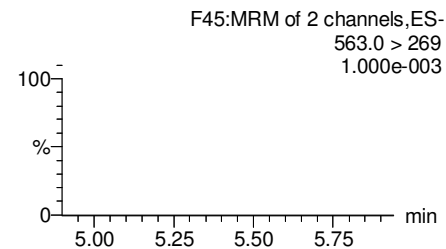
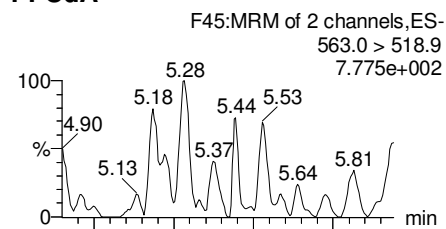
Dataset: F:\Projects\PFAS.PRO\Results\180222M1\180222M1-24.qld

Last Altered: Monday, February 26, 2018 13:20:47 Pacific Standard Time

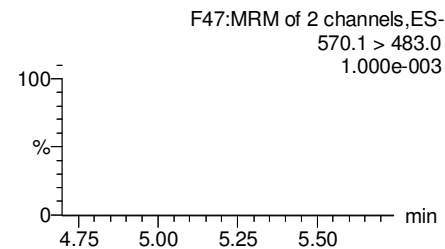
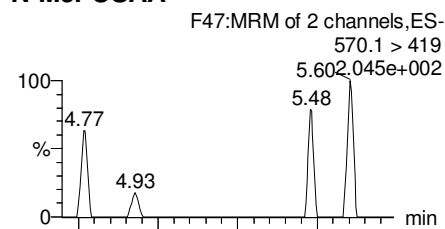
Printed: Monday, February 26, 2018 13:21:24 Pacific Standard Time

Name: 180222M1_24, Date: 22-Feb-2018, Time: 18:51:06, ID: 1800268-12 WI-AF-SB607-000H-0118 1.06, Description: WI-AF-SB607-000H-0118

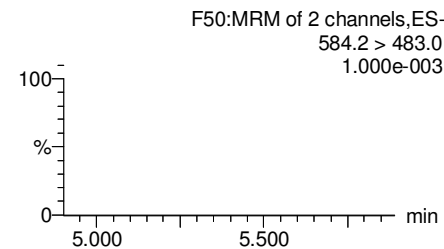
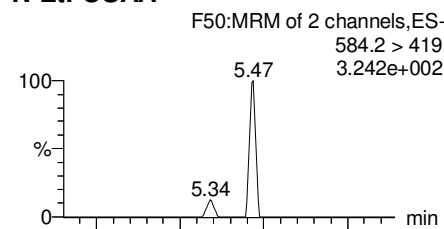
PFUdA



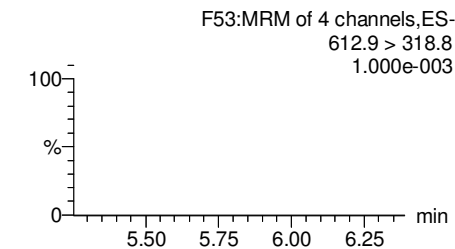
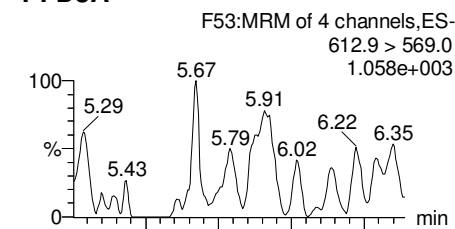
N-MeFOSAA



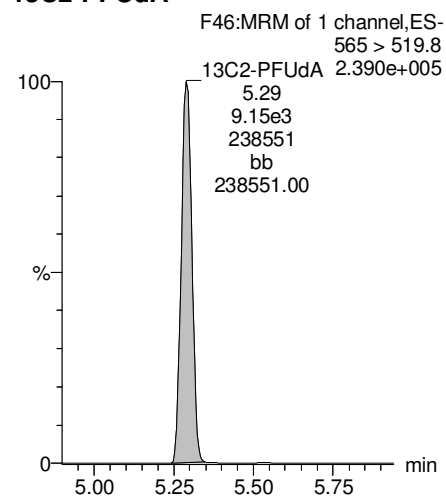
N-EtFOSAA



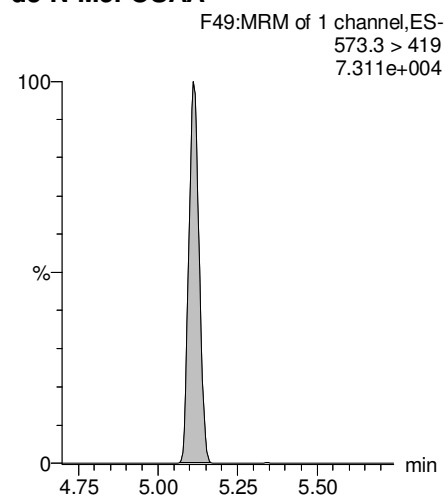
PFDaA



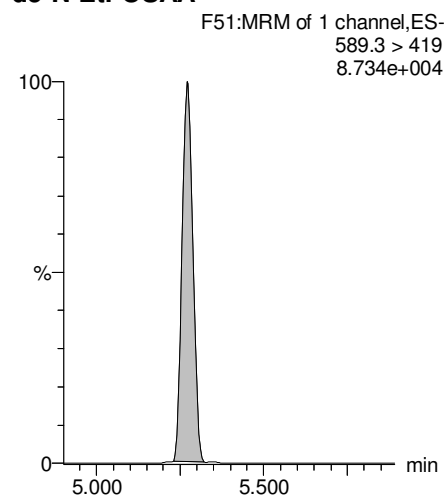
13C2-PFUdA



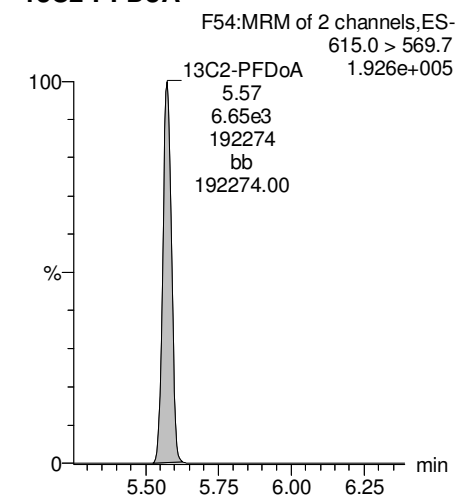
d3-N-MeFOSAA



d5-N-EtFOSAA



13C2-PFDaA



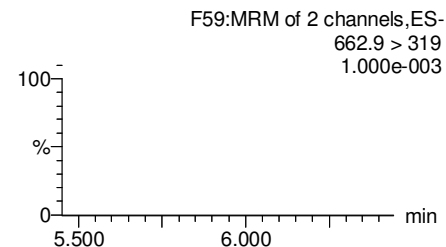
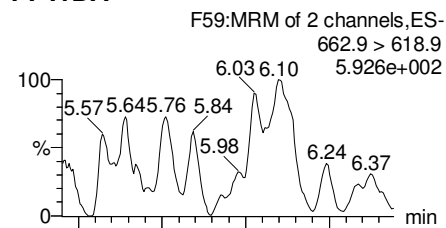
Dataset: F:\Projects\PFAS.PRO\Results\180222M1\180222M1-24.qld

Last Altered: Monday, February 26, 2018 13:20:47 Pacific Standard Time

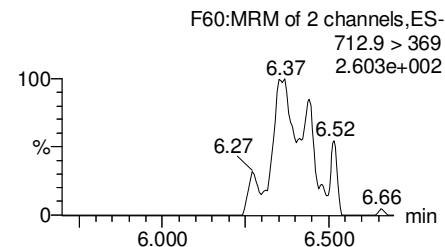
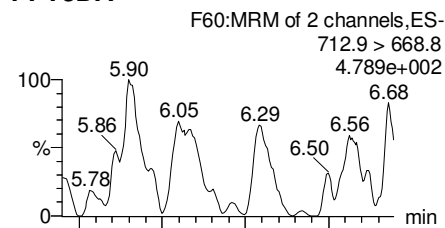
Printed: Monday, February 26, 2018 13:21:24 Pacific Standard Time

Name: 180222M1_24, Date: 22-Feb-2018, Time: 18:51:06, ID: 1800268-12 WI-AF-SB607-000H-0118 1.06, Description: WI-AF-SB607-000H-0118

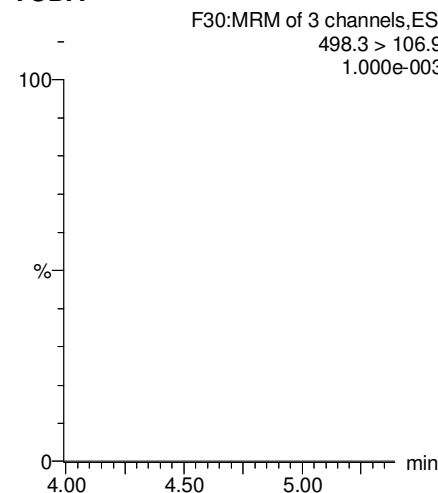
PFTrDA



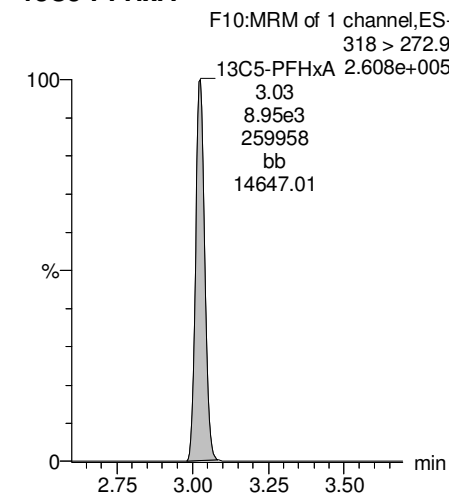
PFTeDA



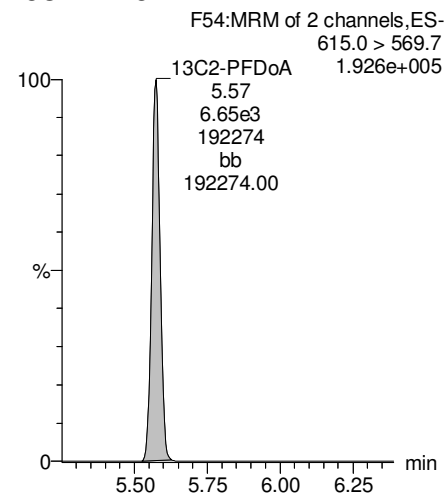
TCDA



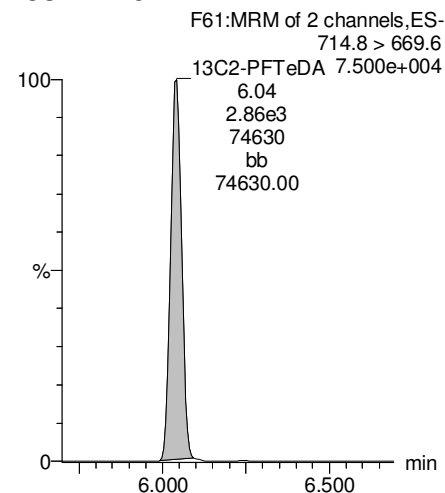
13C5-PFHxA



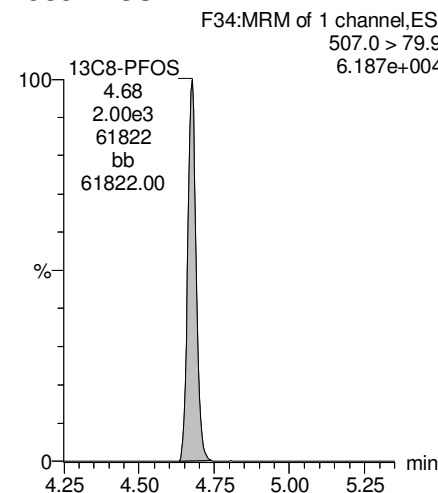
13C2-PFDoA



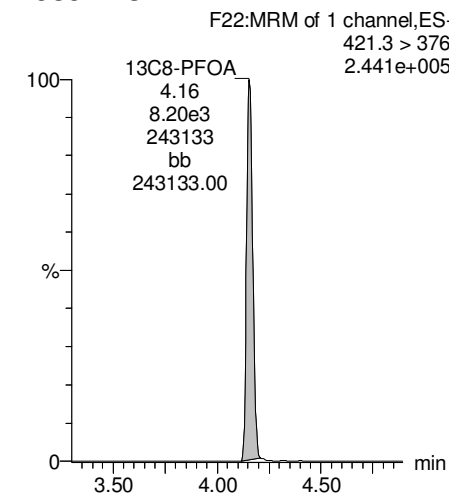
13C2-PFTeDA



13C8-PFOS



13C8-PFOA



Dataset: F:\Projects\PFAS.PRO\Results\180222M1\180222M1-24.qld

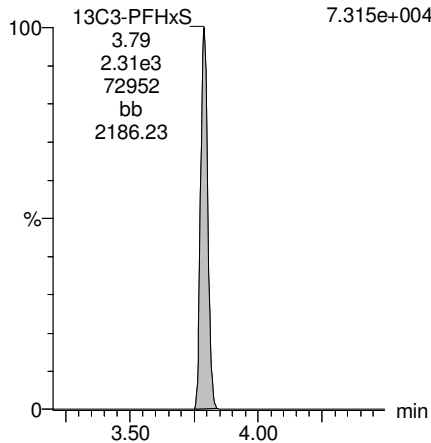
Last Altered: Monday, February 26, 2018 13:20:47 Pacific Standard Time

Printed: Monday, February 26, 2018 13:21:24 Pacific Standard Time

Name: 180222M1_24, Date: 22-Feb-2018, Time: 18:51:06, ID: 1800268-12 WI-AF-SB607-000H-0118 1.06, Description: WI-AF-SB607-000H-0118

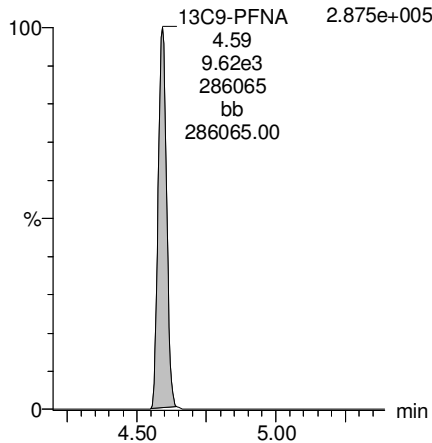
13C3-PFHxS

F18:MRM of 1 channel,ES-
401.9 > 79.9
7.315e+004



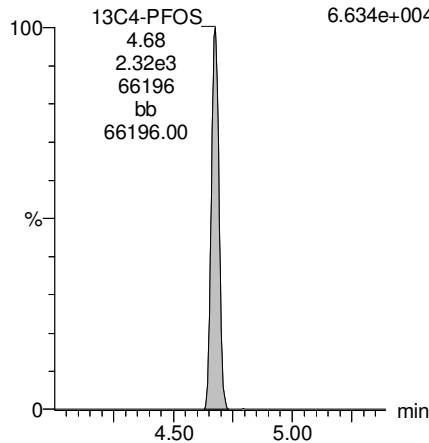
13C9-PFNA

F28:MRM of 1 channel,ES-
472.2 > 426.9
2.875e+005



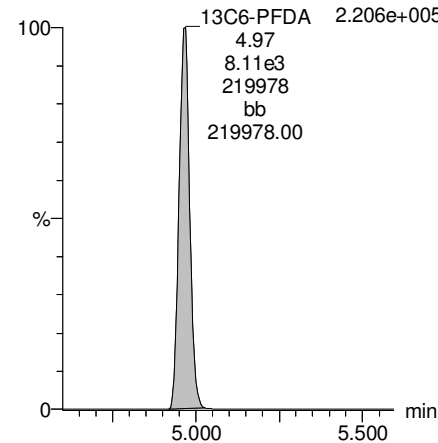
13C4-PFOS

F32:MRM of 1 channel,ES-
503 > 79.9
6.634e+004



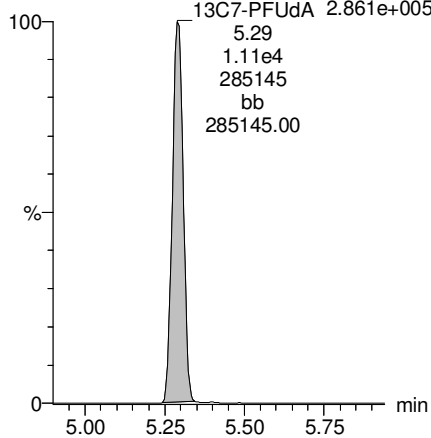
13C6-PFDA

F39:MRM of 1 channel,ES-
519.1 > 473.7
2.206e+005



13C7-PFUDa

F48:MRM of 1 channel,ES-
570.1 > 524.8
2.861e+005



Dataset: F:\Projects\PFAS.PRO\Results\180222M1\180222M1-25.qld

Last Altered: Monday, February 26, 2018 13:22:15 Pacific Standard Time

Printed: Monday, February 26, 2018 13:22:41 Pacific Standard Time

Method: F:\Projects\PFAS.PRO\MethDB\PFAS_FULL_80C_022218.mdb 23 Feb 2018 08:58:55

Calibration: F:\Projects\PFAS.PRO\CurveDB\C18_VAL-PFAS_Q4_02-22-18-FULL.cdb 23 Feb 2018 10:57:03

Name: 180222M1_25, Date: 22-Feb-2018, Time: 19:02:36, ID: 1800268-13 WI-AF-SB607P-000H-0118 1.34, Description: WI-AF-SB607P-000H-0118

	# Name	Trace	Area	IS Area	Wt./Vol.	RRF	Pred.RT	RT	y Axis Resp.	Conc.	%Rec
1	3 PFBS	299.0 > 79.7		1.01e3	1.13		2.60				
2	5 PFHxA	313.2 > 268.9		2.15e3	1.13		3.19				
3	7 PFHpA	363.0 > 318.9		4.97e3	1.13		3.81				
4	8 L-PFHxS	398.9 > 79.6	1.26e1	7.34e2	1.13		3.85	3.79	0.214	0.1390	
5	11 L-PFOA	413 > 368.7		7.78e3	1.13		4.22				
6	14 PFNA	463.0 > 418.8		6.64e3	1.13		4.76				
7	16 L-PFOS	499 > 79.9		2.05e3	1.13		4.74				
8	18 PFDA	513 > 468.8		6.58e3	1.13		5.14				
9	21 N-MeFOSAA	570.1 > 419		3.06e3	1.13		5.29				
10	22 N-EtFOSAA	584.2 > 419		3.18e3	1.13		5.45				
11	23 PFUdA	563.0 > 518.9		7.69e3	1.13		5.46				

Dataset: F:\Projects\PFAS.PRO\Results\180222M1\180222M1-25.qld

Last Altered: Monday, February 26, 2018 13:22:15 Pacific Standard Time

Printed: Monday, February 26, 2018 13:22:48 Pacific Standard Time

Method: F:\Projects\PFAS.PRO\MethDB\PFAS_FULL_80C_022218.mdb 23 Feb 2018 08:58:55

Calibration: F:\Projects\PFAS.PRO\CurveDB\C18_VAL-PFAS_Q4_02-22-18-FULL.cdb 23 Feb 2018 10:57:03

Name: 180222M1_25, Date: 22-Feb-2018, Time: 19:02:36, ID: 1800268-13 WI-AF-SB607P-000H-0118 1.34, Description: WI-AF-SB607P-000H-0118

#	Name	Trace	Area	IS Area	Wt./Vol.	RRF	Pred.RT	RT	y Axis Resp.	Conc.	%Rec	
1	25	PFDa	612.9 > 569.0	6.39e3	1.13		5.74					
2	27	PFTDA	662.9 > 618.9	6.39e3	1.13		5.98					
3	28	PFTeDA	712.9 > 668.8	3.10e3	1.13		6.20					
4	36	13C3-PFBS	302. > 98.8	1.01e3	9.42e3	1.13	0.120	2.69	2.54	1.35	9.9281	89.6
5	37	13C2-PFHxA	315 > 269.8	2.15e3	9.42e3	1.13	0.760	3.19	3.03	2.85	3.3291	75.1
6	38	13C4-PFHpA	367.2 > 321.8	4.97e3	9.42e3	1.13	0.729	3.81	3.64	6.59	8.0102	72.3
7	39	18O2-PFHxS	403.0 > 102.6	7.34e2	2.18e3	1.13	0.367	3.96	3.79	4.22	10.1852	91.9
8	40	13C2-PFOA	414.9 > 369.7	7.78e3	7.87e3	1.13	1.225	4.33	4.16	12.4	8.9407	80.7
9	41	13C5-PFNA	468.2 > 422.9	6.64e3	8.61e3	1.13	0.936	4.76	4.59	9.65	9.1329	82.4
10	42	13C8-PFOSA	506.1 > 77.7	1.65e3	1.19e4	1.13	0.235	4.83	4.65	1.73	6.5257	58.9
11	43	13C8-PFOS	507.0 > 79.9	2.05e3	2.43e3	1.13	1.018	4.84	4.68	10.5	9.1464	82.5
12	44	13C2-PFDA	515.1 > 469.9	6.58e3	9.30e3	1.13	0.977	5.14	4.97	8.84	8.0180	72.4
13	45	d3-N-MeFOSAA	573.3 > 419	3.06e3	1.19e4	1.13	0.405	5.29	5.12	3.22	7.0480	63.6
14	46	d5-N-EtFOSAA	589.3 > 419	3.18e3	1.19e4	1.13	0.419	5.45	5.27	3.34	7.0724	63.8
15	47	13C2-PFUdA	565 > 519.8	7.69e3	1.19e4	1.13	1.045	5.46	5.30	8.07	6.8496	61.8
16	48	13C2-PFDoA	615.0 > 569.7	6.39e3	1.19e4	1.13	0.832	5.74	5.57	6.71	7.1451	64.5
17	49	d3-N-MeFOSA	515.2 > 168.9		1.19e4	1.13	0.109	5.84				
18	50	13C2-PFTeDA	714.8 > 669.6	3.10e3	1.19e4	1.13	0.313	6.20	6.04	3.25	9.1901	82.9
19	51	d5-N-ETFOSA	531.1 > 168.9		1.19e4	1.13	0.160	6.22				
20	52	13C2-PFHxDA	815 > 769.7	2.33e3	1.19e4	1.13	0.648	6.51	6.39	2.45	3.3481	75.5
21	53	d7-N-MeFOSE	623.1 > 58.9		1.19e4	1.13	0.150	6.31				
22	54	d9-N-EtFOSE	639.2 > 58.8		1.19e4	1.13	0.142	6.45				
23	55	13C4-PFBA	217. > 171.8	7.53e3	7.53e3	1.13	1.000	1.46	1.30	12.5	11.0800	100.0
24	56	13C5-PFHxA	318 > 272.9	9.42e3	9.42e3	1.13	1.000	3.19	3.03	12.5	11.0800	100.0
25	57	13C3-PFHxS	401.9 > 79.9	2.18e3	2.18e3	1.13	1.000	3.96	3.79	12.5	11.0800	100.0
26	58	13C8-PFOA	421.3 > 376	7.87e3	7.87e3	1.13	1.000	4.33	4.16	12.5	11.0800	100.0
27	59	13C9-PFNA	472.2 > 426.9	8.61e3	8.61e3	1.13	1.000	4.70	4.59	12.5	11.0800	100.0
28	60	13C4-PFOS	503 > 79.9	2.43e3	2.43e3	1.13	1.000	4.84	4.68	12.5	11.0800	100.0
29	61	13C6-PFDA	519.1 > 473.7	9.30e3	9.30e3	1.13	1.000	5.14	4.97	12.5	11.0800	100.0
30	62	13C7-PFUdA	570.1 > 524.8	1.19e4	1.19e4	1.13	1.000	5.46	5.29	12.5	11.0800	100.0
31	63	Total PFHxS	398.9 > 79.6	1.26e1	7.34e2	1.13		3.85		0.214	0.1390	
32	64	Total PFOA	413 > 368.7	0.00e0	7.78e3	1.13		4.21		0.000		

Dataset: F:\Projects\PFAS.PRO\Results\180222M1\180222M1-25.qld

Last Altered: Monday, February 26, 2018 13:22:15 Pacific Standard Time

Printed: Monday, February 26, 2018 13:22:48 Pacific Standard Time

Name: 180222M1_25, Date: 22-Feb-2018, Time: 19:02:36, ID: 1800268-13 WI-AF-SB607P-000H-0118 1.34, Description: WI-AF-SB607P-000H-0118

	# Name	Trace	Area	IS Area	Wt./Vol.	RRF	Pred.RT	RT	y Axis Resp.	Conc.	%Rec
33	65 Total PFOS	499 > 79.9	0.00e0	2.05e3	1.13		4.73		0.000		
34	66 Total N-MeFOSAA	570.1 > 419	0.00e0	3.06e3	1.13		5.29		0.000		
35	67 Total N-EtFOSAA	584.2 > 419	0.00e0	3.18e3	1.13		5.45		0.000		

Dataset: F:\Projects\PFAS.PRO\Results\180222M1\180222M1-25.qld

Last Altered: Monday, February 26, 2018 13:22:15 Pacific Standard Time

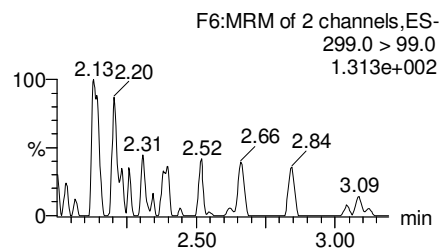
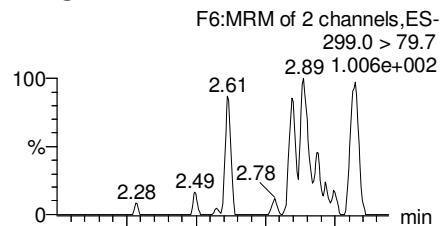
Printed: Monday, February 26, 2018 13:22:48 Pacific Standard Time

Method: F:\Projects\PFAS.PRO\MethDB\PFAS_FULL_80C_022218.mdb 23 Feb 2018 08:58:55

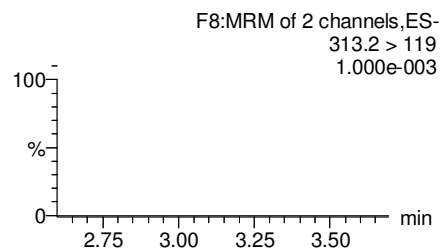
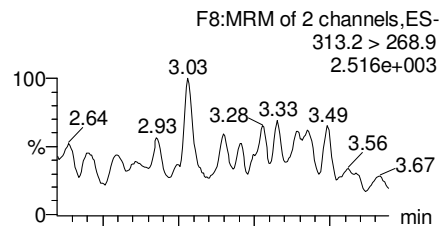
Calibration: F:\Projects\PFAS.PRO\CurveDB\C18_VAL-PFAS_Q4_02-22-18-FULL.cdb 23 Feb 2018 10:57:03

Name: 180222M1_25, Date: 22-Feb-2018, Time: 19:02:36, ID: 1800268-13 WI-AF-SB607P-000H-0118 1.34, Description: WI-AF-SB607P-000H-0118

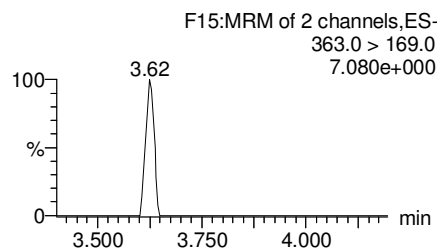
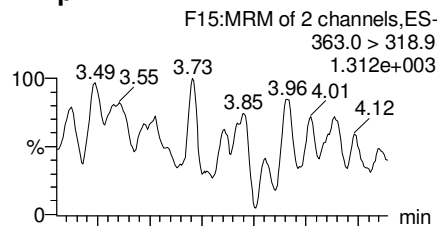
PFBS



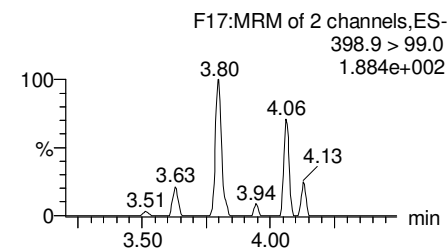
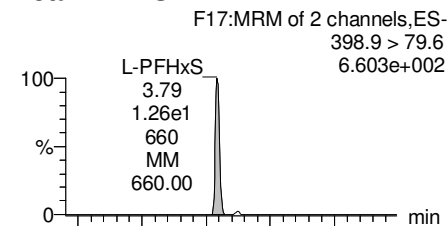
PFHxA



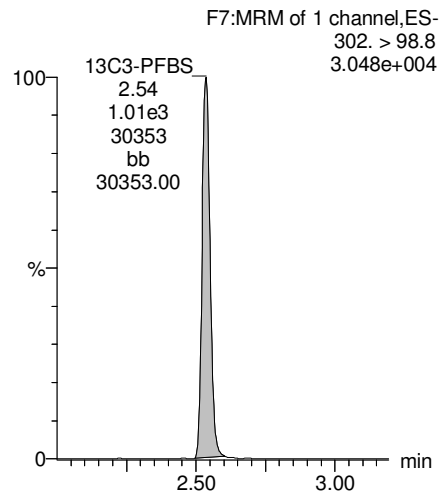
PFHpA



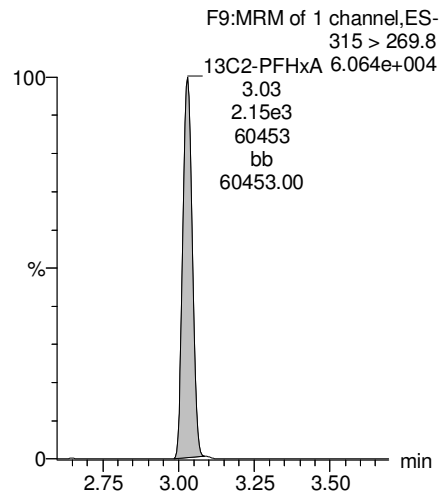
Total PFHxS



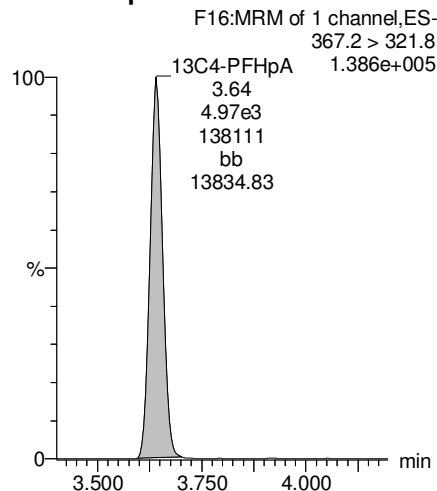
13C3-PFBS



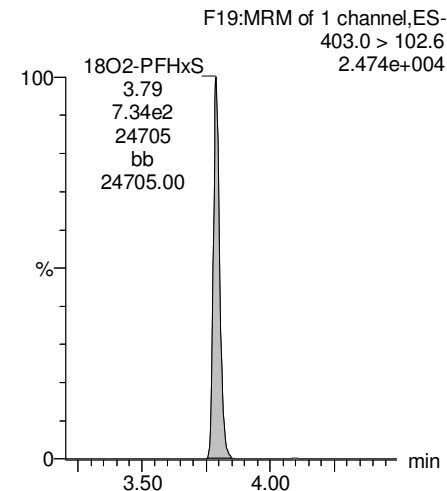
13C2-PFHxA



13C4-PFHpA



18O2-PFHxS



Dataset: F:\Projects\PFAS.PRO\Results\180222M1\180222M1-25.qld

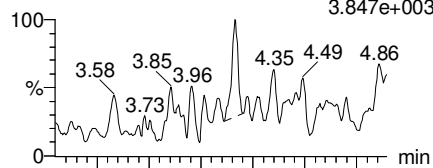
Last Altered: Monday, February 26, 2018 13:22:15 Pacific Standard Time

Printed: Monday, February 26, 2018 13:22:48 Pacific Standard Time

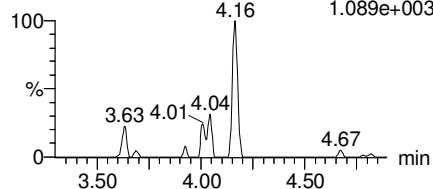
Name: 180222M1_25, Date: 22-Feb-2018, Time: 19:02:36, ID: 1800268-13 WI-AF-SB607P-000H-0118 1.34, Description: WI-AF-SB607P-000H-0118

Total PFOA

F20:MRM of 2 channels,ES-
413 > 368.7
3.847e+003

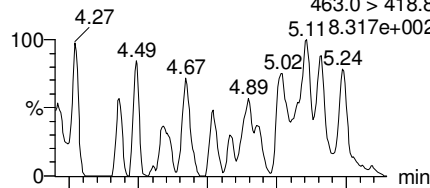


F20:MRM of 2 channels,ES-
413 > 169
1.089e+003

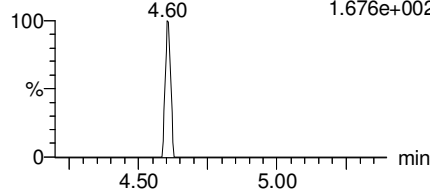


PFNA

F26:MRM of 2 channels,ES-
463.0 > 418.8
5.118.317e+002

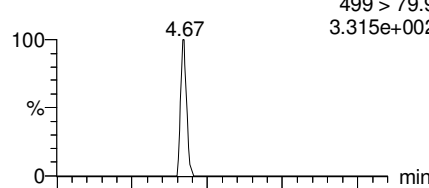


F26:MRM of 2 channels,ES-
463.0 > 219.0
1.676e+002

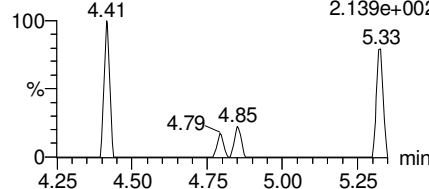


Total PFOS

F31:MRM of 2 channels,ES-
499 > 79.9
3.315e+002

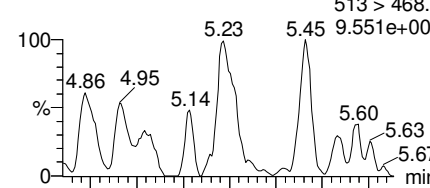


F31:MRM of 2 channels,ES-
499 > 99
2.139e+002

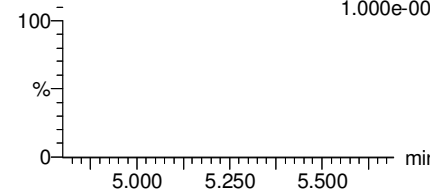


PFDA

F36:MRM of 2 channels,ES-
513 > 468.8
9.551e+002

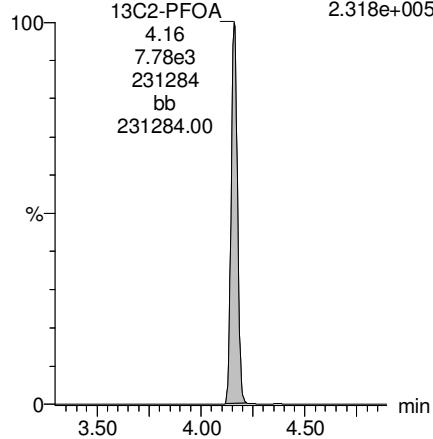


F36:MRM of 2 channels,ES-
513 > 219
1.000e-003



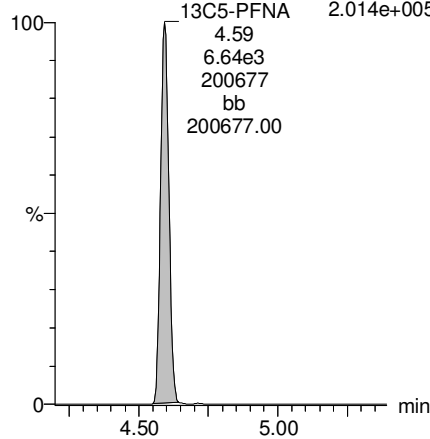
13C2-PFOA

F21:MRM of 1 channel,ES-
414.9 > 369.7
2.318e+005



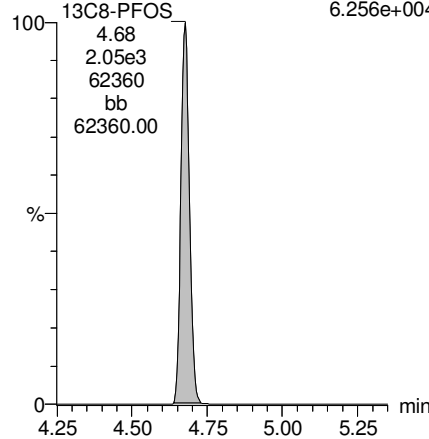
13C5-PFNA

F27:MRM of 1 channel,ES-
468.2 > 422.9
2.014e+005



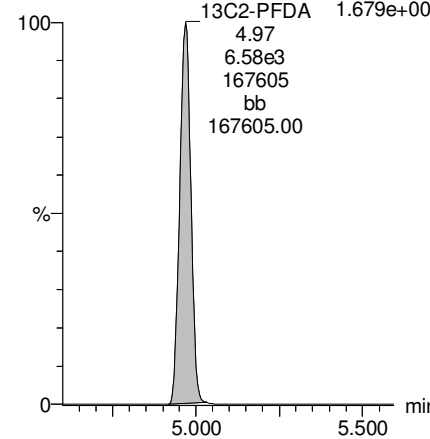
13C8-PFOS

F34:MRM of 1 channel,ES-
507.0 > 79.9
6.256e+004



13C2-PFDA

F37:MRM of 1 channel,ES-
515.1 > 469.9
1.679e+005



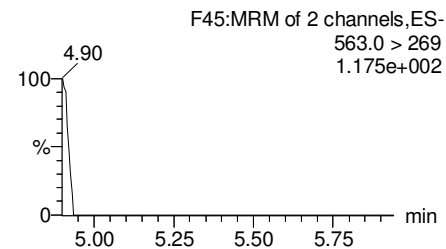
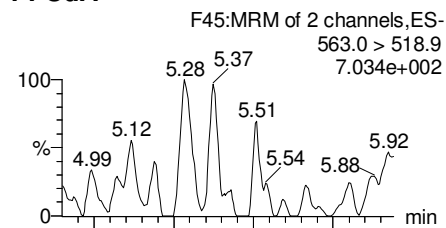
Dataset: F:\Projects\PFAS.PRO\Results\180222M1\180222M1-25.qld

Last Altered: Monday, February 26, 2018 13:22:15 Pacific Standard Time

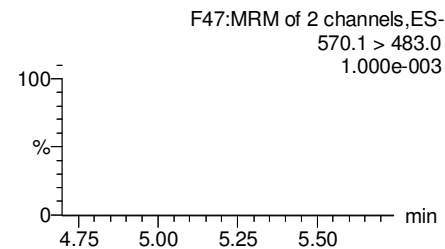
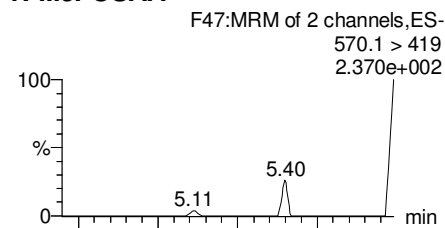
Printed: Monday, February 26, 2018 13:22:48 Pacific Standard Time

Name: 180222M1_25, Date: 22-Feb-2018, Time: 19:02:36, ID: 1800268-13 WI-AF-SB607P-000H-0118 1.34, Description: WI-AF-SB607P-000H-0118

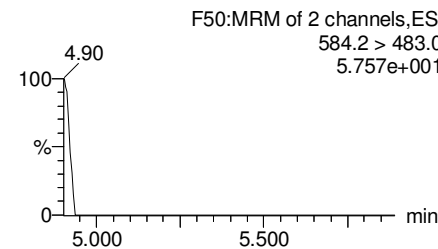
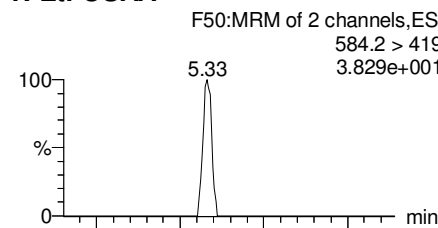
PFUdA



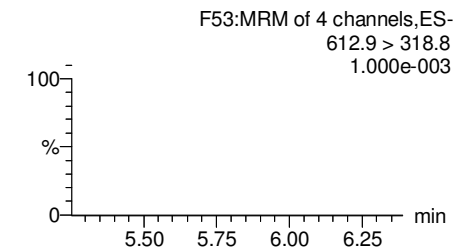
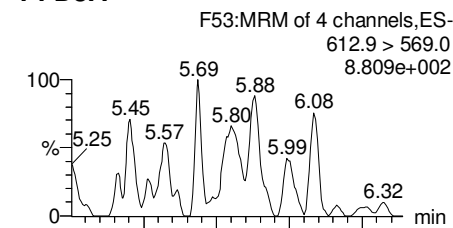
N-MeFOSAA



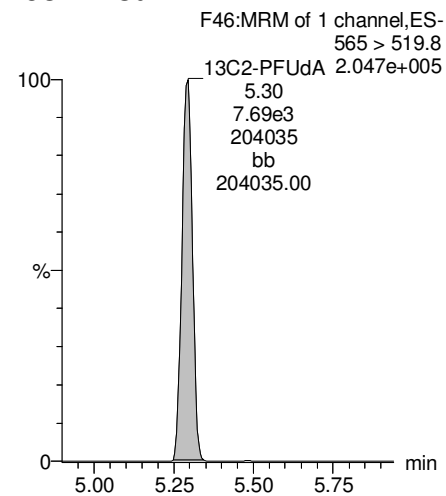
N-EtFOSAA



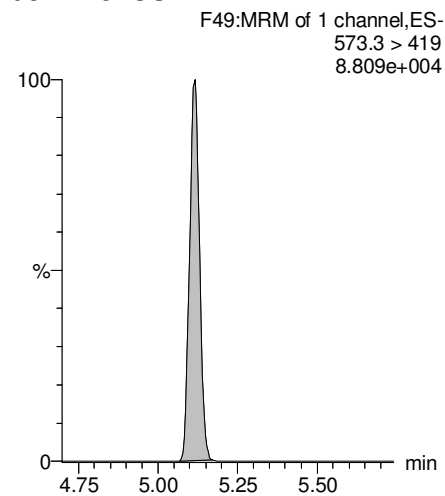
PFDaA



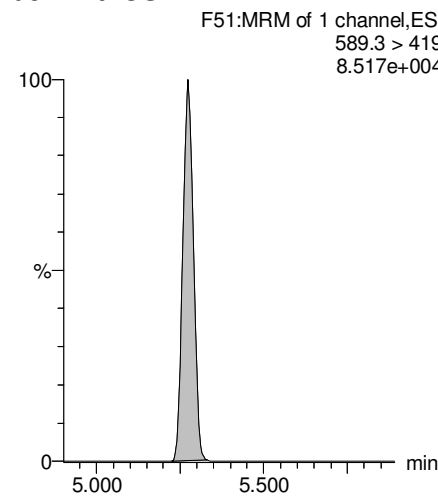
13C2-PFUdA



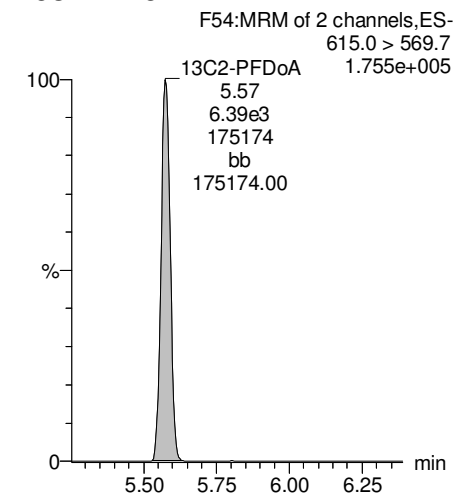
d3-N-MeFOSAA



d5-N-EtFOSAA



13C2-PFDaA



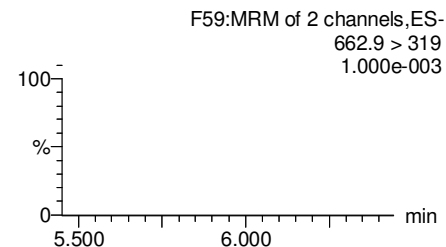
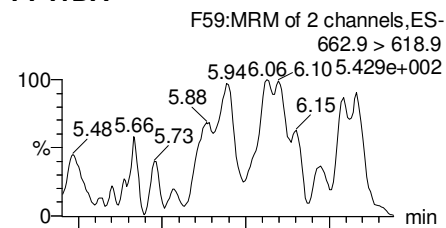
Dataset: F:\Projects\PFAS.PRO\Results\180222M1\180222M1-25.qld

Last Altered: Monday, February 26, 2018 13:22:15 Pacific Standard Time

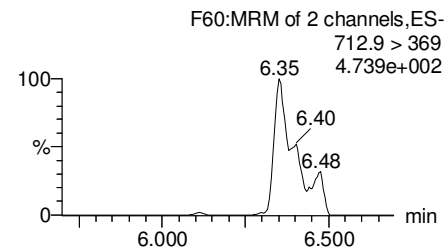
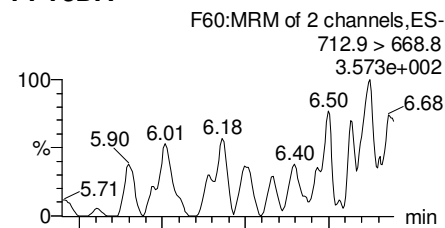
Printed: Monday, February 26, 2018 13:22:48 Pacific Standard Time

Name: 180222M1_25, Date: 22-Feb-2018, Time: 19:02:36, ID: 1800268-13 WI-AF-SB607P-000H-0118 1.34, Description: WI-AF-SB607P-000H-0118

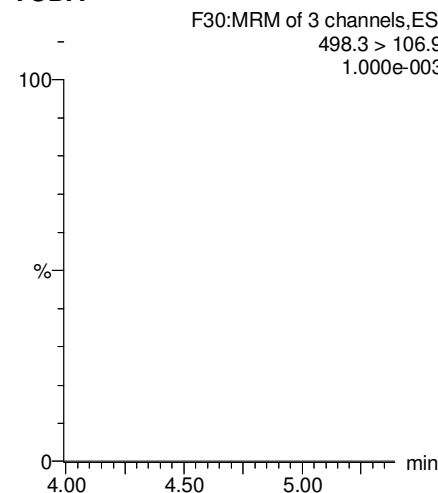
PFTrDA



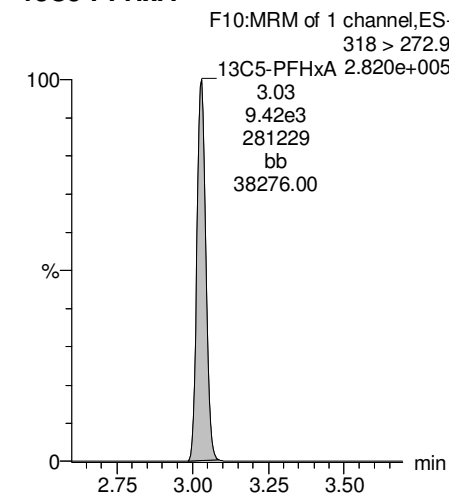
PFTeDA



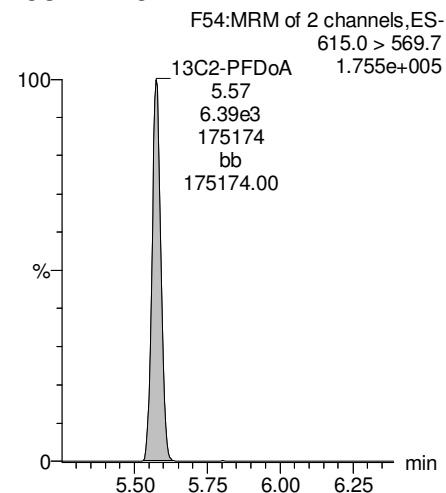
TCDA



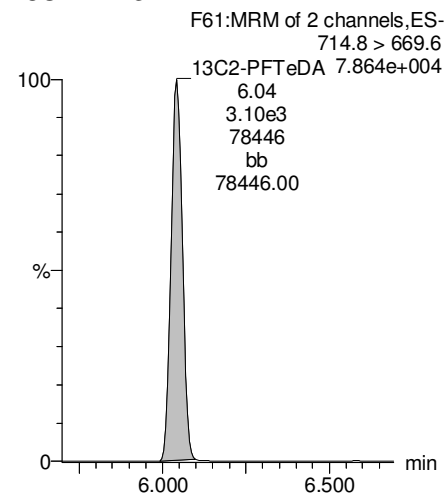
13C5-PFHxA



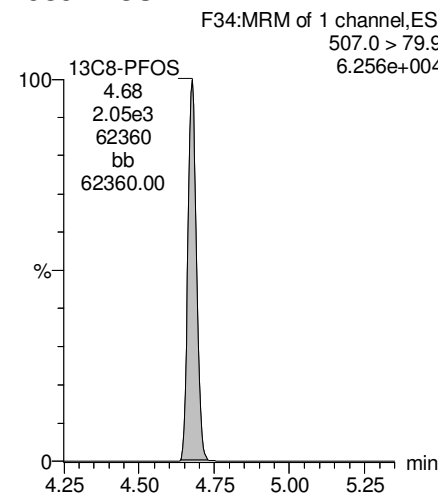
13C2-PFDoA



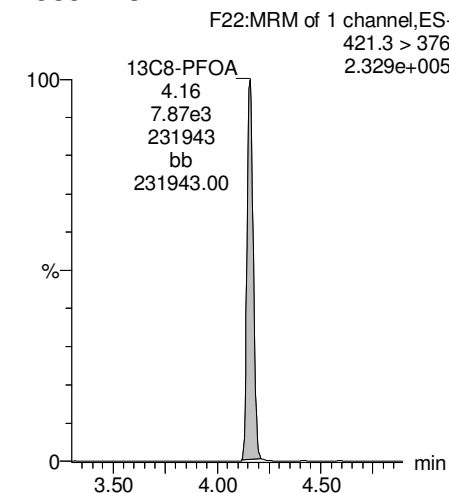
13C2-PFTeDA



13C8-PFOS



13C8-PFOA



Dataset: F:\Projects\PFAS.PRO\Results\180222M1\180222M1-25.qld

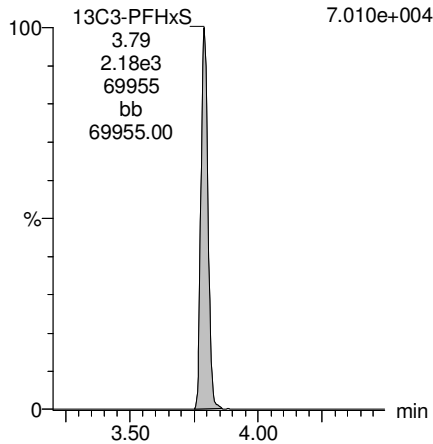
Last Altered: Monday, February 26, 2018 13:22:15 Pacific Standard Time

Printed: Monday, February 26, 2018 13:22:48 Pacific Standard Time

Name: 180222M1_25, Date: 22-Feb-2018, Time: 19:02:36, ID: 1800268-13 WI-AF-SB607P-000H-0118 1.34, Description: WI-AF-SB607P-000H-0118

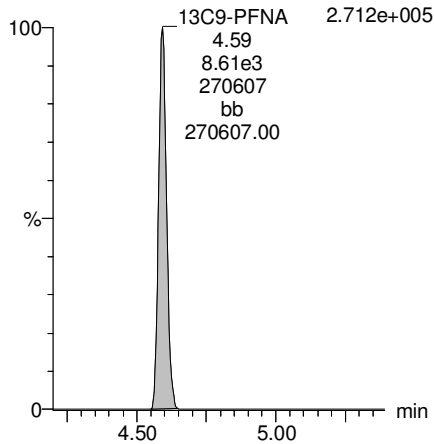
13C3-PFHxS

F18:MRM of 1 channel,ES-
401.9 > 79.9
7.010e+004



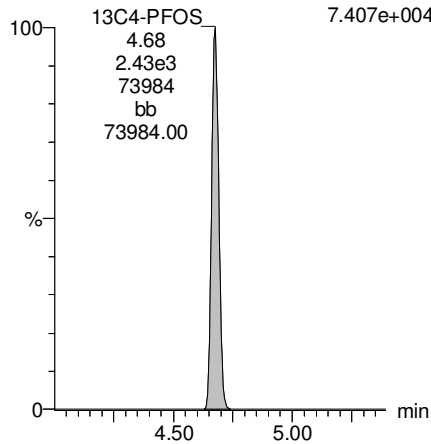
13C9-PFNA

F28:MRM of 1 channel,ES-
472.2 > 426.9
2.712e+005



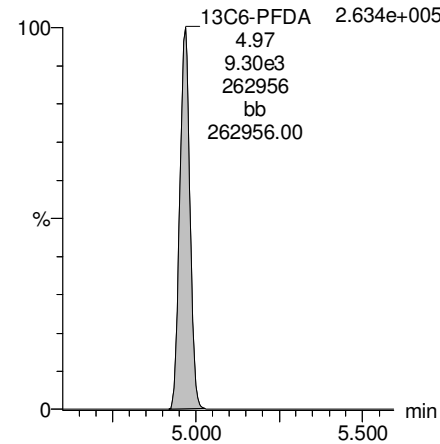
13C4-PFOS

F32:MRM of 1 channel,ES-
503 > 79.9
7.407e+004



13C6-PFDA

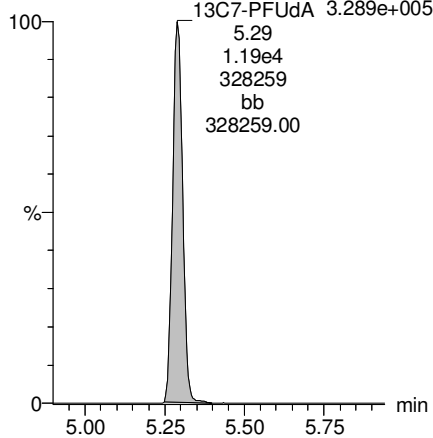
F39:MRM of 1 channel,ES-
519.1 > 473.7
2.634e+005



13C7-PFUdA

F48:MRM of 1 channel,ES-
570.1 > 524.8

13C7-PFUdA 3.289e+005
5.29
1.19e4
328259
bb
328259.00



Dataset: F:\Projects\PFAS.PRO\Results\180222M1\180222M1-29.qld

Last Altered: Monday, February 26, 2018 13:26:42 Pacific Standard Time

Printed: Monday, February 26, 2018 13:27:09 Pacific Standard Time

Method: F:\Projects\PFAS.PRO\MethDB\PFAS_FULL_80C_022218.mdb 23 Feb 2018 08:58:55

Calibration: F:\Projects\PFAS.PRO\CurveDB\C18_VAL-PFAS_Q4_02-22-18-FULL.cdb 23 Feb 2018 10:57:03

Name: 180222M1_29, Date: 22-Feb-2018, Time: 19:48:35, ID: 1800268-14 WI-AF-SB607-0203-0118 1.22, Description: WI-AF-SB607-0203-0118

	# Name	Trace	Area	IS Area	Wt./Vol.	RRF	Pred.RT	RT	y Axis Resp.	Conc.	%Rec
1	3 PFBS	299.0 > 79.7		9.12e2	1.07		2.60				
2	5 PFHxA	313.2 > 268.9		2.04e3	1.07		3.19				
3	7 PFHpA	363.0 > 318.9		5.64e3	1.07		3.81				
4	8 L-PFHxS	398.9 > 79.6	9.34e0	6.47e2	1.07		3.85	3.78	0.180	0.1295	
5	11 L-PFOA	413 > 368.7		6.87e3	1.07		4.22				
6	14 PFNA	463.0 > 418.8		7.01e3	1.07		4.76				
7	16 L-PFOS	499 > 79.9	6.47e-1	1.83e3	1.07		4.74	4.56	0.00443	0.1087	
8	18 PFDA	513 > 468.8		7.40e3	1.07		5.14				
9	21 N-MeFOSAA	570.1 > 419		2.24e3	1.07		5.29				
10	22 N-EtFOSAA	584.2 > 419		2.77e3	1.07		5.45				
11	23 PFUdA	563.0 > 518.9		7.92e3	1.07		5.46				

Dataset: F:\Projects\PFAS.PRO\Results\180222M1\180222M1-29.qld

Last Altered: Monday, February 26, 2018 13:26:42 Pacific Standard Time

Printed: Monday, February 26, 2018 13:27:16 Pacific Standard Time

Method: F:\Projects\PFAS.PRO\MethDB\PFAS_FULL_80C_022218.mdb 23 Feb 2018 08:58:55

Calibration: F:\Projects\PFAS.PRO\CurveDB\C18_VAL-PFAS_Q4_02-22-18-FULL.cdb 23 Feb 2018 10:57:03

Name: 180222M1_29, Date: 22-Feb-2018, Time: 19:48:35, ID: 1800268-14 WI-AF-SB607-0203-0118 1.22, Description: WI-AF-SB607-0203-0118

#	Name	Trace	Area	IS Area	Wt./Vol.	RRF	Pred.RT	RT	y Axis Resp.	Conc.	%Rec	
1	25	PFDa	612.9 > 569.0	6.33e3	1.07		5.74					
2	27	PFTDA	662.9 > 618.9	6.33e3	1.07		5.98					
3	28	PFTeDA	712.9 > 668.8	3.49e3	1.07		6.20					
4	36	13C3-PFBS	302. > 98.8	9.12e2	8.07e3	1.07	0.120	2.69	2.53	1.41	11.0163	94.1
5	37	13C2-PFHxA	315 > 269.8	2.04e3	8.07e3	1.07	0.760	3.19	3.02	3.15	3.8877	83.0
6	38	13C4-PFHpA	367.2 > 321.8	5.64e3	8.07e3	1.07	0.729	3.81	3.64	8.74	11.2272	95.9
7	39	18O2-PFHxS	403.0 > 102.6	6.47e2	2.16e3	1.07	0.367	3.96	3.78	3.75	9.5765	81.8
8	40	13C2-PFOA	414.9 > 369.7	6.87e3	6.46e3	1.07	1.225	4.33	4.16	13.3	10.1681	86.8
9	41	13C5-PFNA	468.2 > 422.9	7.01e3	6.99e3	1.07	0.936	4.76	4.59	12.5	12.5445	107.1
10	42	13C8-PFOSA	506.1 > 77.7	1.58e3	9.34e3	1.07	0.235	4.83	4.65	2.11	8.4217	71.9
11	43	13C8-PFOS	507.0 > 79.9	1.83e3	2.11e3	1.07	1.018	4.84	4.67	10.8	9.9637	85.1
12	44	13C2-PFDA	515.1 > 469.9	7.40e3	1.02e4	1.07	0.977	5.14	4.96	9.09	8.7145	74.4
13	45	d3-N-MeFOSAA	573.3 > 419	2.24e3	9.34e3	1.07	0.405	5.29	5.11	2.99	6.9352	59.2
14	46	d5-N-EtFOSAA	589.3 > 419	2.77e3	9.34e3	1.07	0.419	5.45	5.27	3.71	8.3070	70.9
15	47	13C2-PFUdA	565 > 519.8	7.92e3	9.34e3	1.07	1.045	5.46	5.28	10.6	9.5008	81.1
16	48	13C2-PFDoA	615.0 > 569.7	6.33e3	9.34e3	1.07	0.832	5.74	5.57	8.48	9.5435	81.5
17	49	d3-N-MeFOSA	515.2 > 168.9		9.34e3	1.07	0.109	5.84				
18	50	13C2-PFTeDA	714.8 > 669.6	3.49e3	9.34e3	1.07	0.313	6.20	6.04	4.67	13.9494	119.1
19	51	d5-N-ETFOSA	531.1 > 168.9		9.34e3	1.07	0.160	6.22				
20	52	13C2-PFHxDA	815 > 769.7	2.14e3	9.34e3	1.07	0.648	6.51	6.38	2.87	4.1478	88.6
21	53	d7-N-MeFOSE	623.1 > 58.9		9.34e3	1.07	0.150	6.31				
22	54	d9-N-EtFOSE	639.2 > 58.8		9.34e3	1.07	0.142	6.45				
23	55	13C4-PFBA	217. > 171.8	6.13e3	6.13e3	1.07	1.000	1.46	1.30	12.5	11.7096	100.0
24	56	13C5-PFHxA	318 > 272.9	8.07e3	8.07e3	1.07	1.000	3.19	3.02	12.5	11.7096	100.0
25	57	13C3-PFHxS	401.9 > 79.9	2.16e3	2.16e3	1.07	1.000	3.96	3.78	12.5	11.7096	100.0
26	58	13C8-PFOA	421.3 > 376	6.46e3	6.46e3	1.07	1.000	4.33	4.16	12.5	11.7096	100.0
27	59	13C9-PFNA	472.2 > 426.9	6.99e3	6.99e3	1.07	1.000	4.70	4.59	12.5	11.7096	100.0
28	60	13C4-PFOS	503 > 79.9	2.11e3	2.11e3	1.07	1.000	4.84	4.67	12.5	11.7096	100.0
29	61	13C6-PFDA	519.1 > 473.7	1.02e4	1.02e4	1.07	1.000	5.14	4.96	12.5	11.7096	100.0
30	62	13C7-PFUdA	570.1 > 524.8	9.34e3	9.34e3	1.07	1.000	5.46	5.29	12.5	11.7096	100.0
31	63	Total PFHxS	398.9 > 79.6	9.34e0	6.47e2	1.07		3.85		0.180	0.1295	
32	64	Total PFOA	413 > 368.7	0.00e0	6.87e3	1.07		4.21		0.000		

Dataset: F:\Projects\PFAS.PRO\Results\180222M1\180222M1-29.qld

Last Altered: Monday, February 26, 2018 13:26:42 Pacific Standard Time

Printed: Monday, February 26, 2018 13:27:16 Pacific Standard Time

Name: 180222M1_29, Date: 22-Feb-2018, Time: 19:48:35, ID: 1800268-14 WI-AF-SB607-0203-0118 1.22, Description: WI-AF-SB607-0203-0118

	# Name	Trace	Area	IS Area	Wt./Vol.	RRF	Pred.RT	RT	y Axis Resp.	Conc.	%Rec
33	65 Total PFOS	499 > 79.9	6.47e-1	1.83e3	1.07		4.73		0.00443	0.1087	
34	66 Total N-MeFOSAA	570.1 > 419	0.00e0	2.24e3	1.07		5.29		0.000		
35	67 Total N-EtFOSAA	584.2 > 419	0.00e0	2.77e3	1.07		5.45		0.000		

Dataset: F:\Projects\PFAS.PRO\Results\180222M1\180222M1-29.qld

Last Altered: Monday, February 26, 2018 13:26:42 Pacific Standard Time

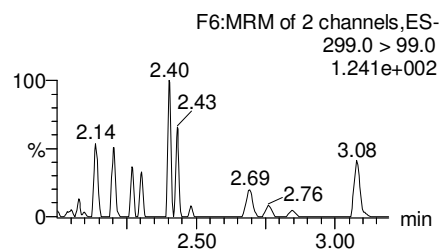
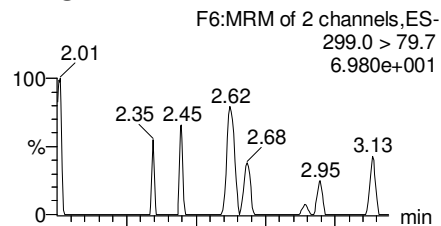
Printed: Monday, February 26, 2018 13:27:16 Pacific Standard Time

Method: F:\Projects\PFAS.PRO\MethDB\PFAS_FULL_80C_022218.mdb 23 Feb 2018 08:58:55

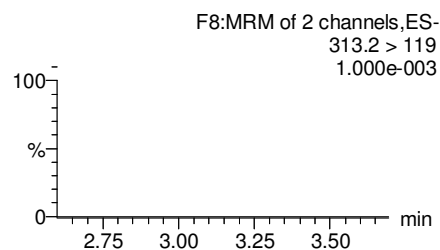
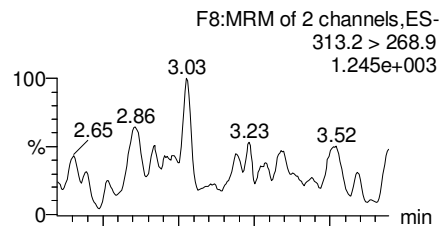
Calibration: F:\Projects\PFAS.PRO\CurveDB\C18_VAL-PFAS_Q4_02-22-18-FULL.cdb 23 Feb 2018 10:57:03

Name: 180222M1_29, Date: 22-Feb-2018, Time: 19:48:35, ID: 1800268-14 WI-AF-SB607-0203-0118 1.22, Description: WI-AF-SB607-0203-0118

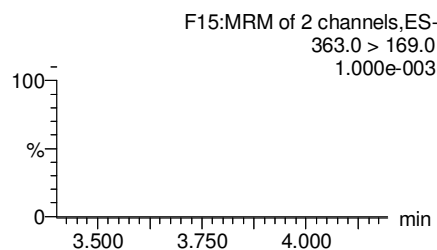
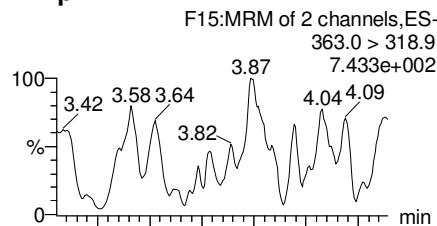
PFBS



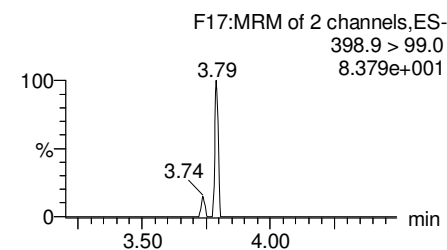
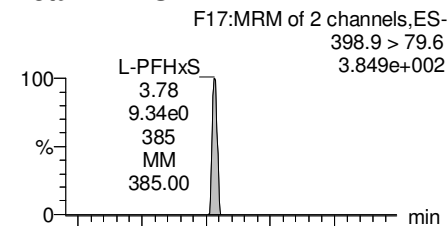
PFHxA



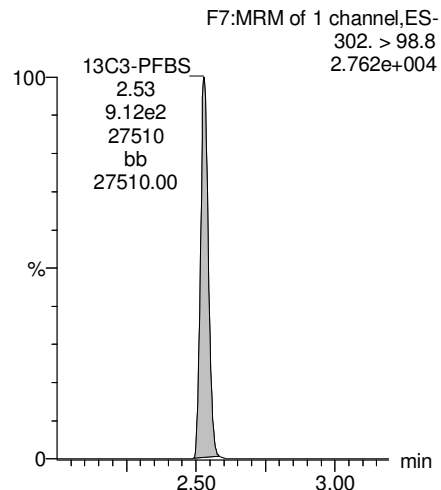
PFHpA



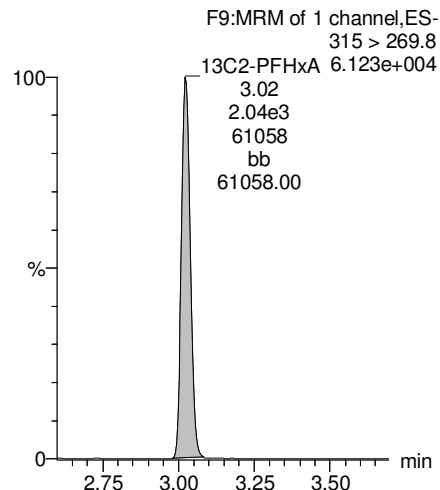
Total PFHxS



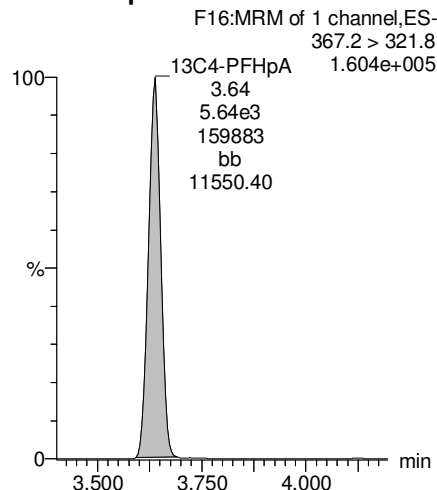
13C3-PFBS



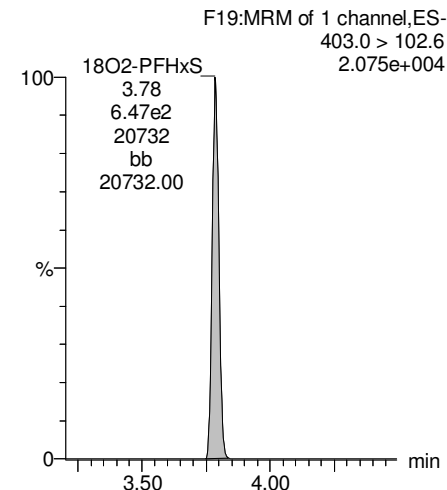
13C2-PFHxA



13C4-PFHpA



18O2-PFHxS



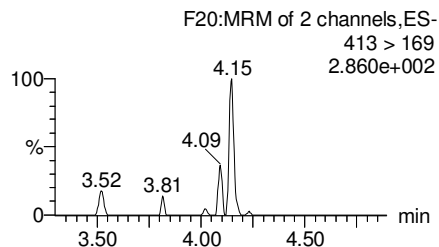
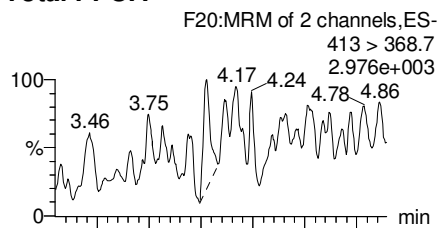
Dataset: F:\Projects\PFAS.PRO\Results\180222M1\180222M1-29.qld

Last Altered: Monday, February 26, 2018 13:26:42 Pacific Standard Time

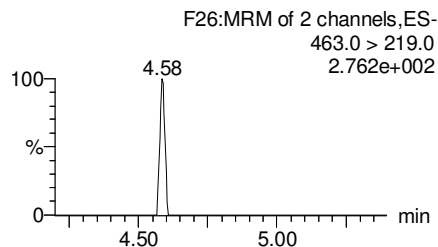
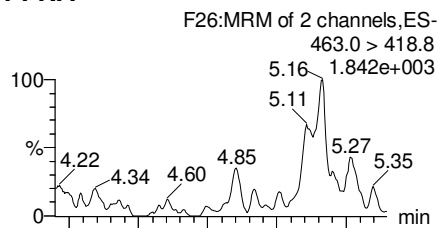
Printed: Monday, February 26, 2018 13:27:16 Pacific Standard Time

Name: 180222M1_29, Date: 22-Feb-2018, Time: 19:48:35, ID: 1800268-14 WI-AF-SB607-0203-0118 1.22, Description: WI-AF-SB607-0203-0118

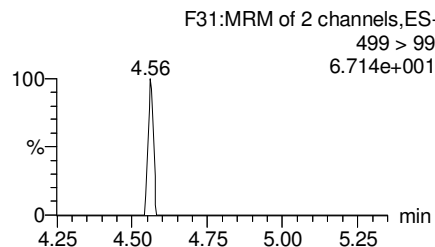
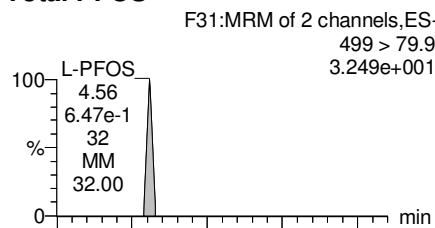
Total PFOA



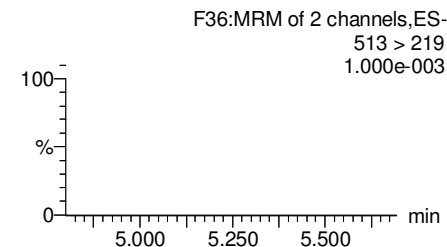
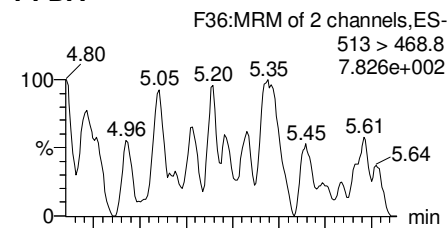
PFNA



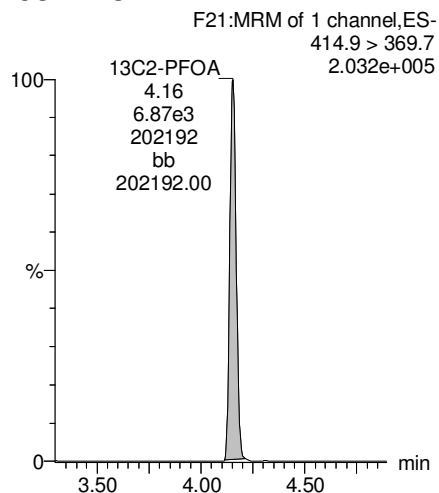
Total PFOS



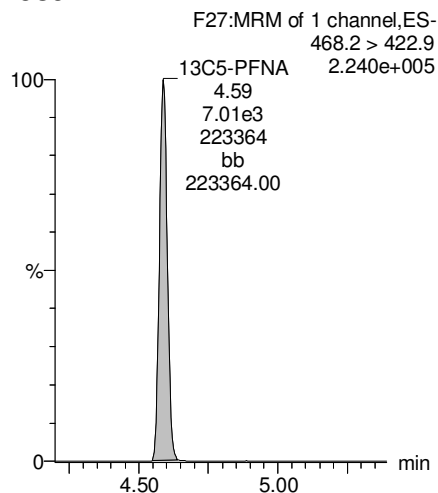
PFDA



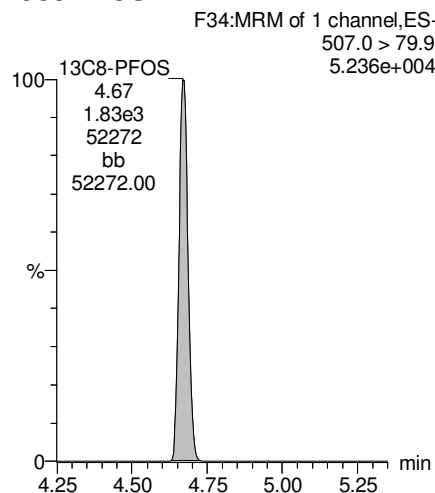
13C2-PFOA



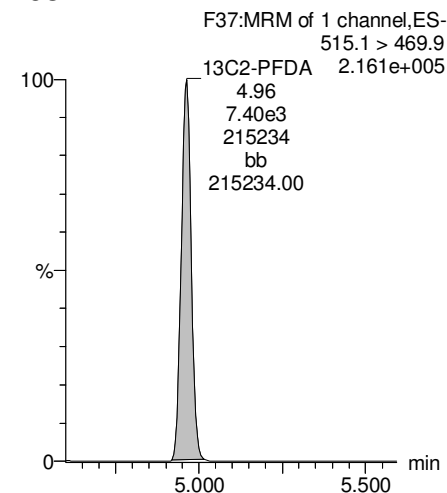
13C5-PFNA



13C8-PFOS



13C2-PFDA



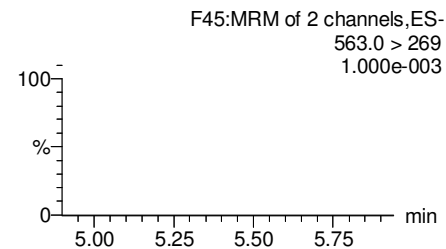
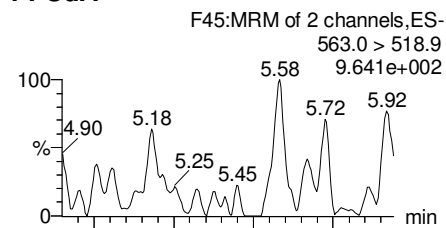
Dataset: F:\Projects\PFAS.PRO\Results\180222M1\180222M1-29.qld

Last Altered: Monday, February 26, 2018 13:26:42 Pacific Standard Time

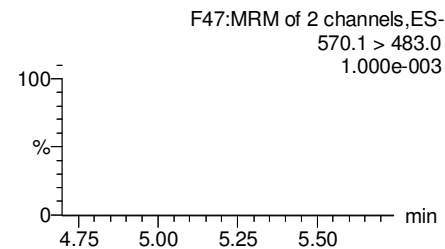
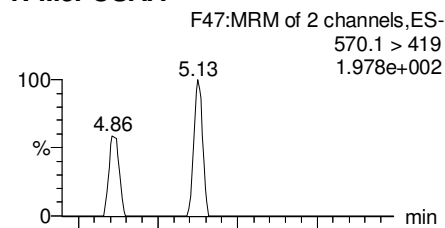
Printed: Monday, February 26, 2018 13:27:16 Pacific Standard Time

Name: 180222M1_29, Date: 22-Feb-2018, Time: 19:48:35, ID: 1800268-14 WI-AF-SB607-0203-0118 1.22, Description: WI-AF-SB607-0203-0118

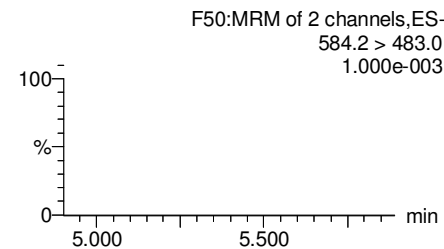
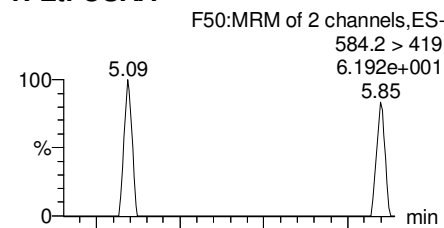
PFUdA



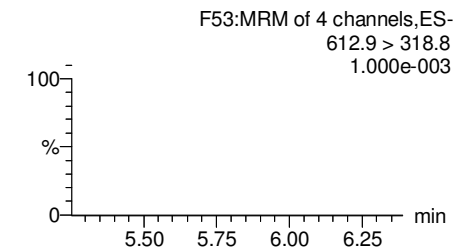
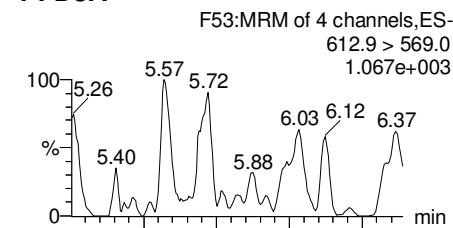
N-MeFOSAA



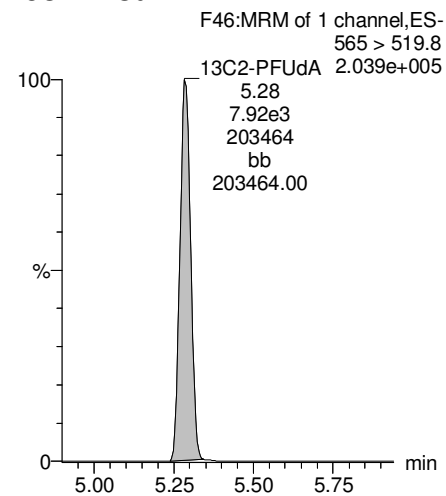
N-EtFOSAA



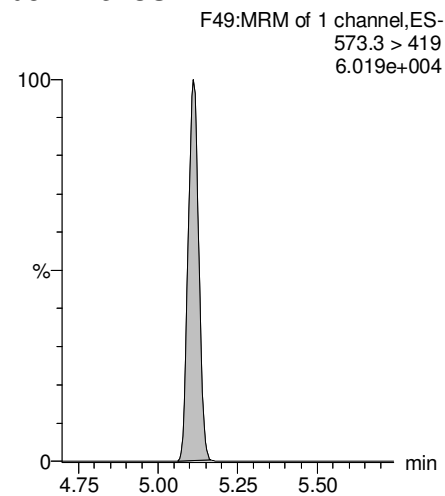
PFDaA



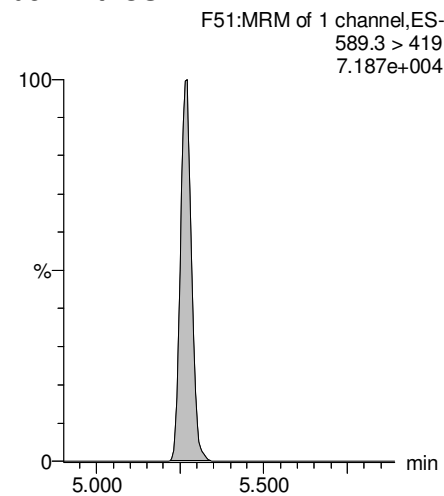
13C2-PFUdA



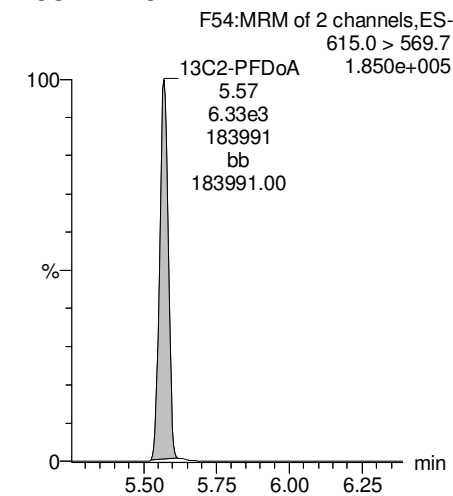
d3-N-MeFOSAA



d5-N-EtFOSAA



13C2-PFDaA



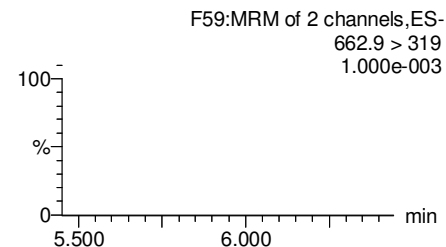
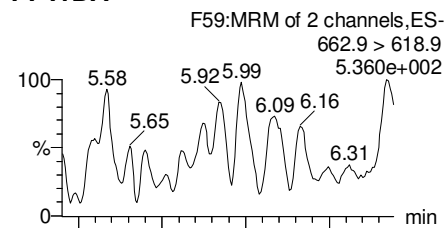
Dataset: F:\Projects\PFAS.PRO\Results\180222M1\180222M1-29.qld

Last Altered: Monday, February 26, 2018 13:26:42 Pacific Standard Time

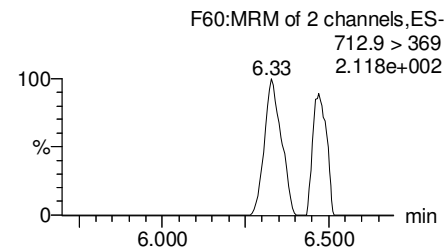
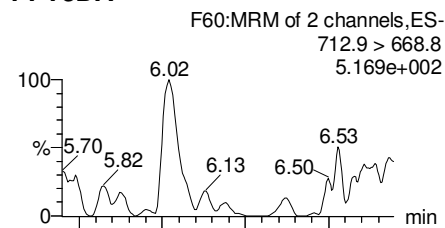
Printed: Monday, February 26, 2018 13:27:16 Pacific Standard Time

Name: 180222M1_29, Date: 22-Feb-2018, Time: 19:48:35, ID: 1800268-14 WI-AF-SB607-0203-0118 1.22, Description: WI-AF-SB607-0203-0118

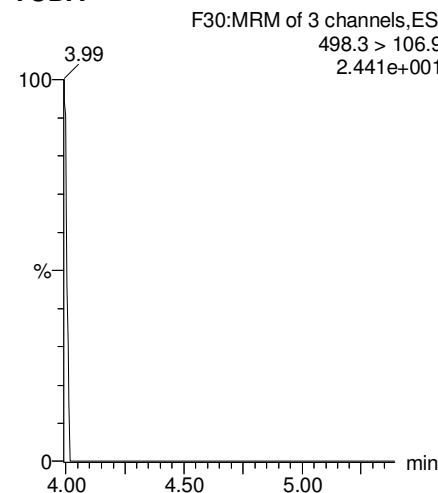
PFTrDA



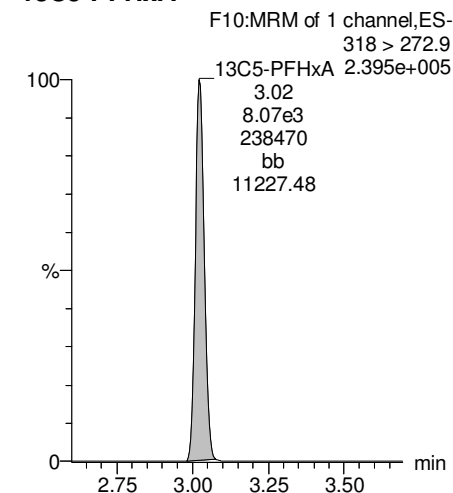
PFTeDA



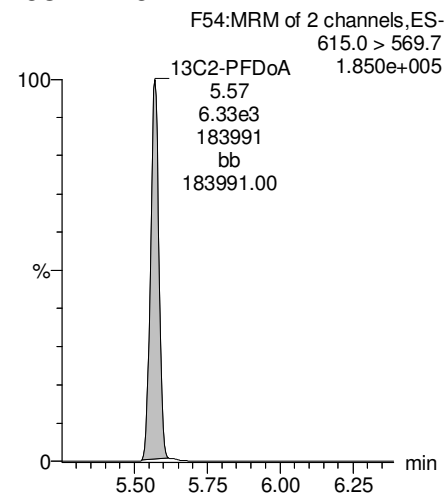
TCDA



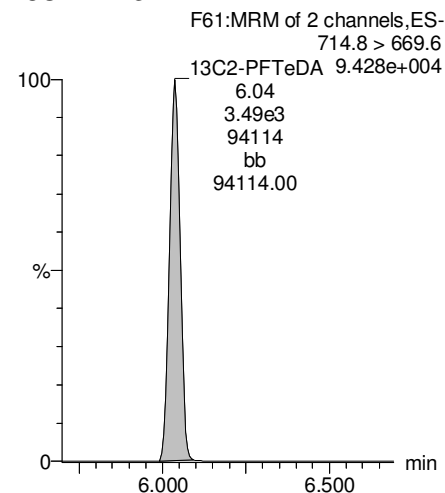
13C5-PFHxA



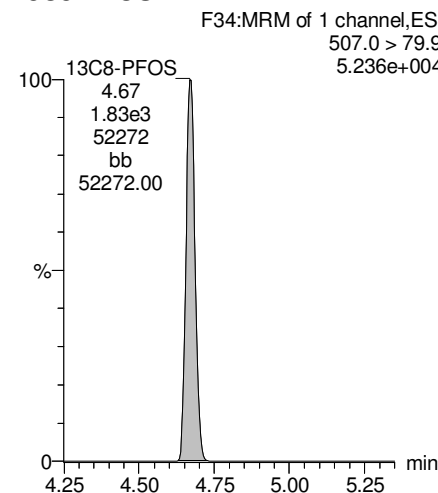
13C2-PFDoA



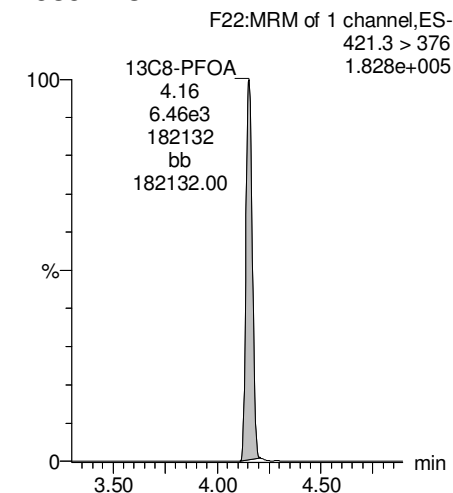
13C2-PFTeDA



13C8-PFOS



13C8-PFOA



Dataset: F:\Projects\PFAS.PRO\Results\180222M1\180222M1-29.qld

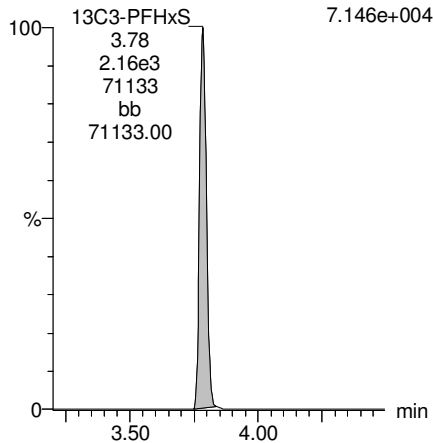
Last Altered: Monday, February 26, 2018 13:26:42 Pacific Standard Time

Printed: Monday, February 26, 2018 13:27:16 Pacific Standard Time

Name: 180222M1_29, Date: 22-Feb-2018, Time: 19:48:35, ID: 1800268-14 WI-AF-SB607-0203-0118 1.22, Description: WI-AF-SB607-0203-0118

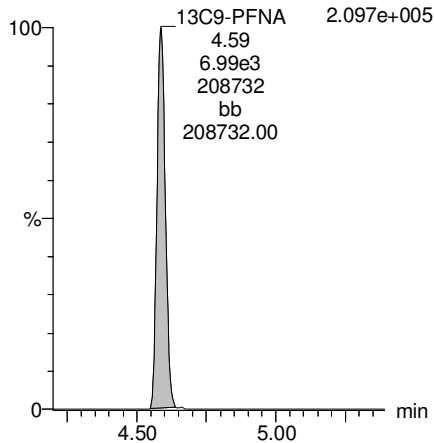
13C3-PFHxS

F18:MRM of 1 channel,ES-
401.9 > 79.9
7.146e+004



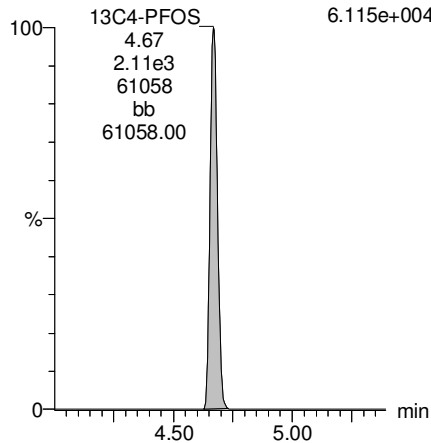
13C9-PFNA

F28:MRM of 1 channel,ES-
472.2 > 426.9
2.097e+005



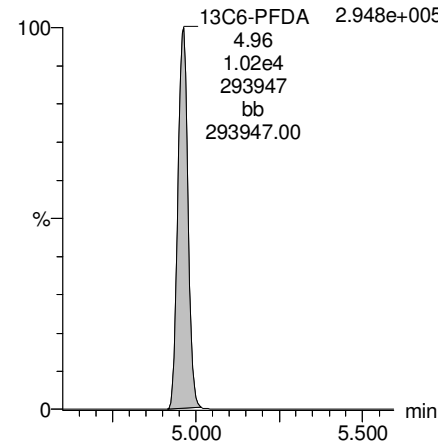
13C4-PFOS

F32:MRM of 1 channel,ES-
503 > 79.9
6.115e+004



13C6-PFDA

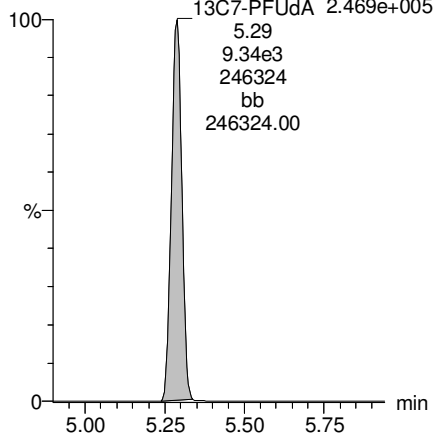
F39:MRM of 1 channel,ES-
519.1 > 473.7
2.948e+005



13C7-PFUdA

F48:MRM of 1 channel,ES-
570.1 > 524.8

13C7-PFUdA 2.469e+005
5.29
9.34e3
246324
bb
246324.00



Dataset: F:\Projects\PFAS.PRO\Results\180222M1\180222M1-30.qld

Last Altered: Monday, February 26, 2018 13:27:58 Pacific Standard Time

Printed: Monday, February 26, 2018 13:28:36 Pacific Standard Time

Method: F:\Projects\PFAS.PRO\MethDB\PFAS_FULL_80C_022218.mdb 23 Feb 2018 08:58:55

Calibration: F:\Projects\PFAS.PRO\CurveDB\C18_VAL-PFAS_Q4_02-22-18-FULL.cdb 23 Feb 2018 10:57:03

Name: 180222M1_30, Date: 22-Feb-2018, Time: 20:00:00, ID: 1800268-15 WI-AF-SB607-0405-0118 1.01, Description: WI-AF-SB607-0405-0118

	# Name	Trace	Area	IS Area	Wt./Vol.	RRF	Pred.RT	RT	y Axis Resp.	Conc.	%Rec
1	3 PFBS	299.0 > 79.7		9.97e2	0.860		2.60				
2	5 PFHxA	313.2 > 268.9		1.89e3	0.860		3.19				
3	7 PFHpA	363.0 > 318.9		4.50e3	0.860		3.81				
4	8 L-PFHxS	398.9 > 79.6		6.03e2	0.860		3.85				
5	11 L-PFOA	413 > 368.7		6.82e3	0.860		4.22				
6	14 PFNA	463.0 > 418.8		6.33e3	0.860		4.76				
7	16 L-PFOS	499 > 79.9		1.91e3	0.860		4.74				
8	18 PFDA	513 > 468.8		6.36e3	0.860		5.14				
9	21 N-MeFOSAA	570.1 > 419		2.60e3	0.860		5.29				
10	22 N-EtFOSAA	584.2 > 419		2.76e3	0.860		5.45				
11	23 PFUdA	563.0 > 518.9		7.04e3	0.860		5.46				

Dataset: F:\Projects\PFAS.PRO\Results\180222M1\180222M1-30.qld

Last Altered: Monday, February 26, 2018 13:27:58 Pacific Standard Time

Printed: Monday, February 26, 2018 13:28:43 Pacific Standard Time

Method: F:\Projects\PFAS.PRO\MethDB\PFAS_FULL_80C_022218.mdb 23 Feb 2018 08:58:55

Calibration: F:\Projects\PFAS.PRO\CurveDB\C18_VAL-PFAS_Q4_02-22-18-FULL.cdb 23 Feb 2018 10:57:03

Name: 180222M1_30, Date: 22-Feb-2018, Time: 20:00:00, ID: 1800268-15 WI-AF-SB607-0405-0118 1.01, Description: WI-AF-SB607-0405-0118

#	Name	Trace	Area	IS Area	Wt./Vol.	RRF	Pred.RT	RT	y Axis Resp.	Conc.	%Rec	
1	25	PFDa	612.9 > 569.0	7.16e3	0.860		5.74					
2	27	PFTDA	662.9 > 618.9	7.16e3	0.860		5.98					
3	28	PFTeDA	712.9 > 668.8	2.91e3	0.860		6.20					
4	36	13C3-PFBS	302. > 98.8	9.97e2	8.08e3	0.860	0.120	2.69	2.53	1.54	14.9307	102.8
5	37	13C2-PFHxA	315 > 269.8	1.89e3	8.08e3	0.860	0.760	3.19	3.03	2.93	4.4753	77.0
6	38	13C4-PFHpA	367.2 > 321.8	4.50e3	8.08e3	0.860	0.729	3.81	3.64	6.96	11.0865	76.3
7	39	18O2-PFHxS	403.0 > 102.6	6.03e2	2.04e3	0.860	0.367	3.96	3.79	3.70	11.7167	80.6
8	40	13C2-PFOA	414.9 > 369.7	6.82e3	6.78e3	0.860	1.225	4.33	4.16	12.6	11.9237	82.1
9	41	13C5-PFNA	468.2 > 422.9	6.33e3	7.94e3	0.860	0.936	4.76	4.59	9.96	12.3637	85.1
10	42	13C8-PFOSA	506.1 > 77.7	1.36e3	9.69e3	0.860	0.235	4.83	4.65	1.75	8.6604	59.6
11	43	13C8-PFOS	507.0 > 79.9	1.91e3	2.24e3	0.860	1.018	4.84	4.67	10.7	12.1651	83.7
12	44	13C2-PFDA	515.1 > 469.9	6.36e3	8.68e3	0.860	0.977	5.14	4.96	9.15	10.8915	75.0
13	45	d3-N-MeFOSAA	573.3 > 419	2.60e3	9.69e3	0.860	0.405	5.29	5.11	3.35	9.6267	66.3
14	46	d5-N-EtFOSAA	589.3 > 419	2.76e3	9.69e3	0.860	0.419	5.45	5.27	3.55	9.8691	67.9
15	47	13C2-PFUdA	565 > 519.8	7.04e3	9.69e3	0.860	1.045	5.46	5.28	9.08	10.1081	69.6
16	48	13C2-PFDoA	615.0 > 569.7	7.16e3	9.69e3	0.860	0.832	5.74	5.57	9.24	12.9002	88.8
17	49	d3-N-MeFOSA	515.2 > 168.9		9.69e3	0.860	0.109	5.84				
18	50	13C2-PFTeDA	714.8 > 669.6	2.91e3	9.69e3	0.860	0.313	6.20	6.04	3.75	13.9243	95.8
19	51	d5-N-ETFOSA	531.1 > 168.9		9.69e3	0.860	0.160	6.22				
20	52	13C2-PFHxDA	815 > 769.7	2.51e3	9.69e3	0.860	0.648	6.51	6.38	3.24	5.8060	99.9
21	53	d7-N-MeFOSE	623.1 > 58.9		9.69e3	0.860	0.150	6.31				
22	54	d9-N-EtFOSE	639.2 > 58.8		9.69e3	0.860	0.142	6.45				
23	55	13C4-PFBA	217. > 171.8	6.46e3	6.46e3	0.860	1.000	1.46	1.29	12.5	14.5306	100.0
24	56	13C5-PFHxA	318 > 272.9	8.08e3	8.08e3	0.860	1.000	3.19	3.03	12.5	14.5306	100.0
25	57	13C3-PFHxS	401.9 > 79.9	2.04e3	2.04e3	0.860	1.000	3.96	3.78	12.5	14.5306	100.0
26	58	13C8-PFOA	421.3 > 376	6.78e3	6.78e3	0.860	1.000	4.33	4.15	12.5	14.5306	100.0
27	59	13C9-PFNA	472.2 > 426.9	7.94e3	7.94e3	0.860	1.000	4.70	4.59	12.5	14.5306	100.0
28	60	13C4-PFOS	503 > 79.9	2.24e3	2.24e3	0.860	1.000	4.84	4.67	12.5	14.5306	100.0
29	61	13C6-PFDA	519.1 > 473.7	8.68e3	8.68e3	0.860	1.000	5.14	4.96	12.5	14.5306	100.0
30	62	13C7-PFUdA	570.1 > 524.8	9.69e3	9.69e3	0.860	1.000	5.46	5.28	12.5	14.5306	100.0
31	63	Total PFHxS	398.9 > 79.6	0.00e0	6.03e2	0.860		3.85		0.000		
32	64	Total PFOA	413 > 368.7	0.00e0	6.82e3	0.860		4.21		0.000		

GM 2/26/2018

Dataset: F:\Projects\PFAS.PRO\Results\180222M1\180222M1-30.qld

Last Altered: Monday, February 26, 2018 13:27:58 Pacific Standard Time

Printed: Monday, February 26, 2018 13:28:43 Pacific Standard Time

Name: 180222M1_30, Date: 22-Feb-2018, Time: 20:00:00, ID: 1800268-15 WI-AF-SB607-0405-0118 1.01, Description: WI-AF-SB607-0405-0118

	# Name	Trace	Area	IS Area	Wt./Vol.	RRF	Pred.RT	RT	y Axis Resp.	Conc.	%Rec
33	65 Total PFOS	499 > 79.9	0.00e0	1.91e3	0.860		4.73		0.000		
34	66 Total N-MeFOSAA	570.1 > 419	0.00e0	2.60e3	0.860		5.29		0.000		
35	67 Total N-EtFOSAA	584.2 > 419	0.00e0	2.76e3	0.860		5.45		0.000		

Dataset: F:\Projects\PFAS.PRO\Results\180222M1\180222M1-30.qld

Last Altered: Monday, February 26, 2018 13:27:58 Pacific Standard Time

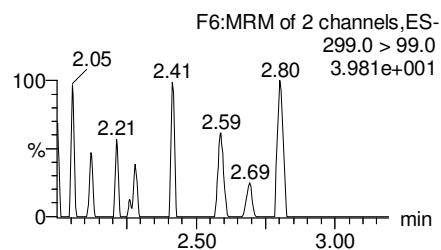
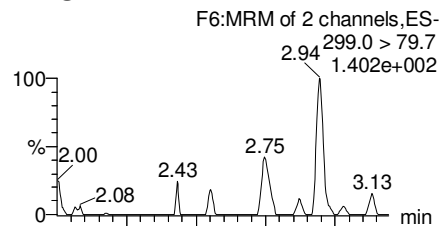
Printed: Monday, February 26, 2018 13:28:43 Pacific Standard Time

Method: F:\Projects\PFAS.PRO\MethDB\PFAS_FULL_80C_022218.mdb 23 Feb 2018 08:58:55

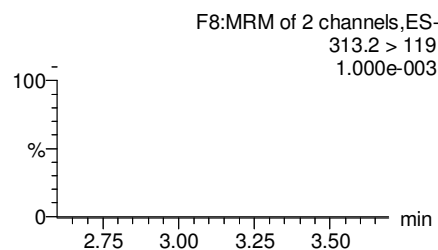
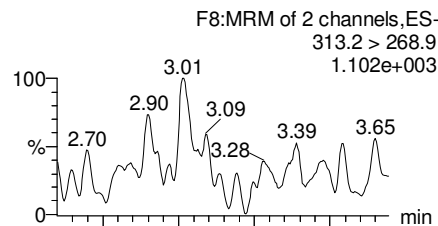
Calibration: F:\Projects\PFAS.PRO\CurveDB\C18_VAL-PFAS_Q4_02-22-18-FULL.cdb 23 Feb 2018 10:57:03

Name: 180222M1_30, Date: 22-Feb-2018, Time: 20:00:00, ID: 1800268-15 WI-AF-SB607-0405-0118 1.01, Description: WI-AF-SB607-0405-0118

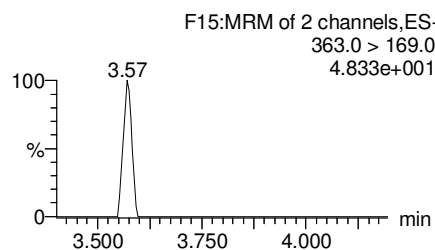
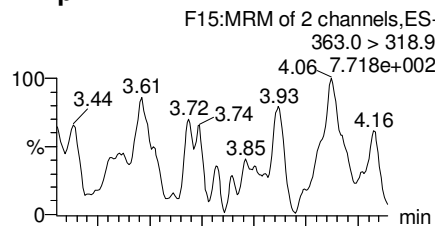
PFBS



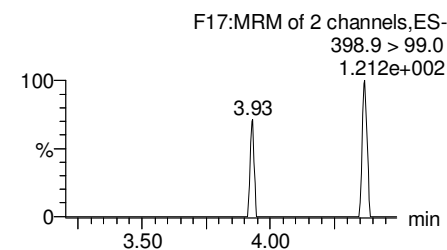
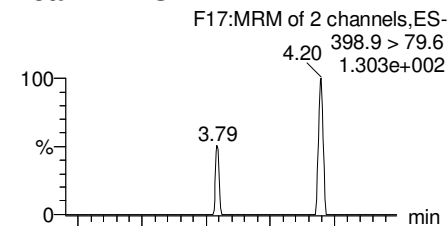
PFHxA



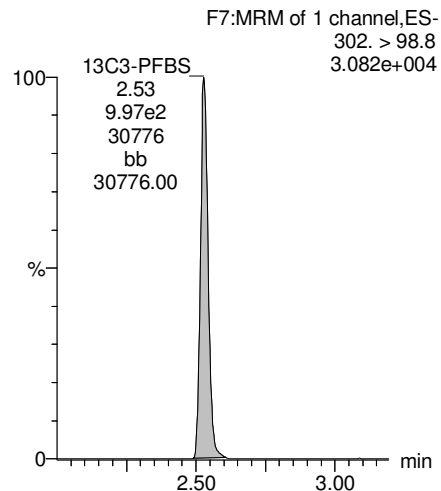
PFHpA



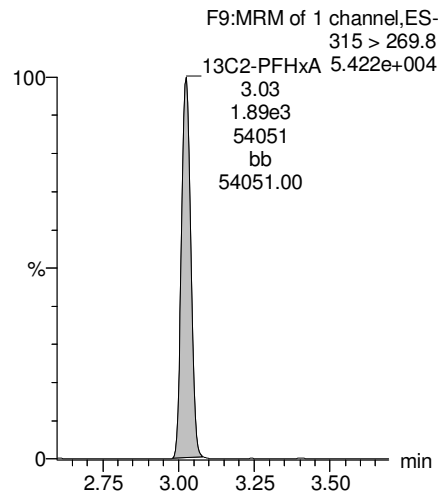
Total PFHxS



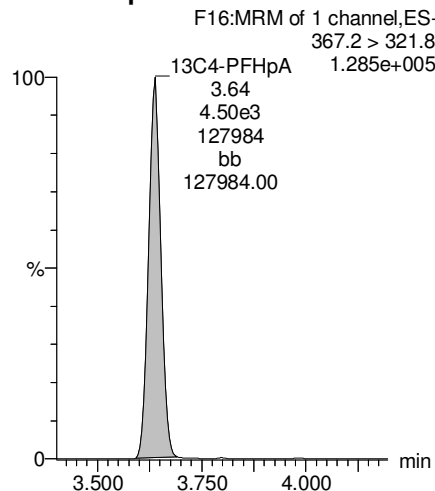
13C3-PFBS



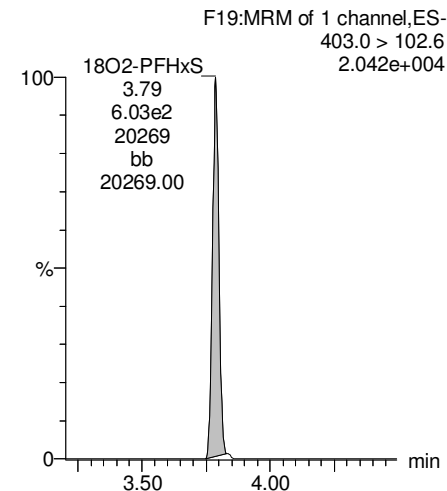
13C2-PFHxA



13C4-PFHpA



18O2-PFHxS



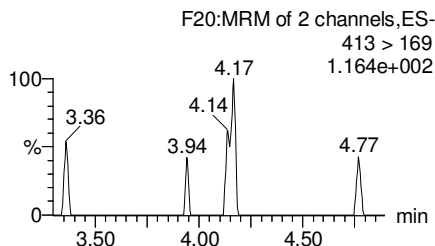
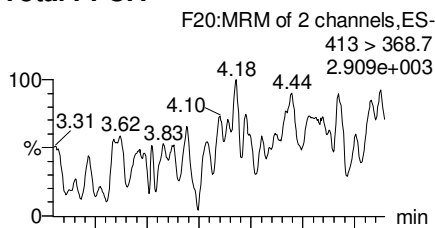
Dataset: F:\Projects\PFAS.PRO\Results\180222M1\180222M1-30.qld

Last Altered: Monday, February 26, 2018 13:27:58 Pacific Standard Time

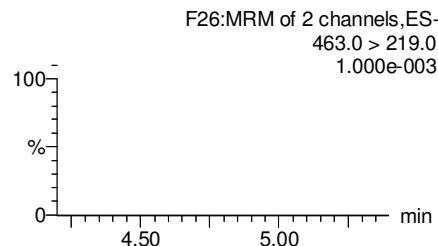
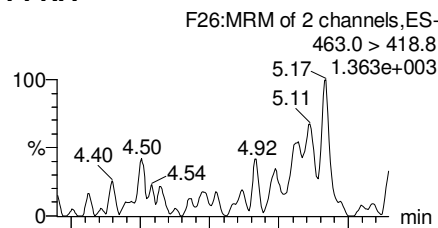
Printed: Monday, February 26, 2018 13:28:43 Pacific Standard Time

Name: 180222M1_30, Date: 22-Feb-2018, Time: 20:00:00, ID: 1800268-15 WI-AF-SB607-0405-0118 1.01, Description: WI-AF-SB607-0405-0118

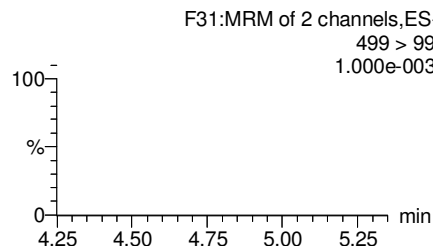
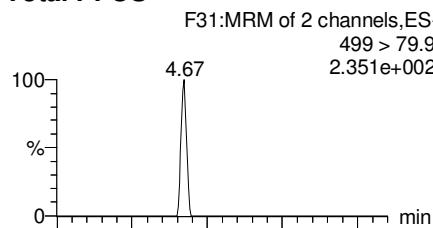
Total PFOA



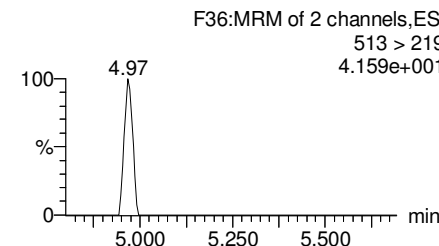
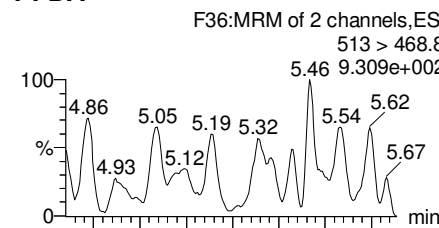
PFNA



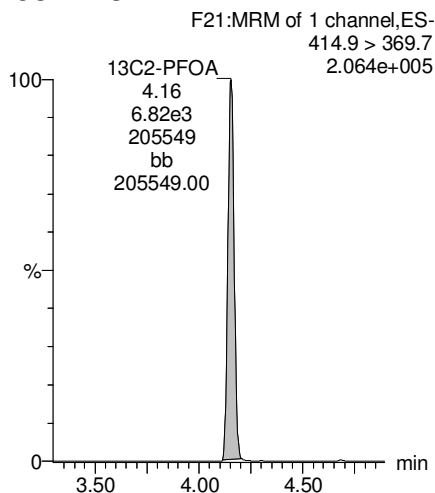
Total PFOS



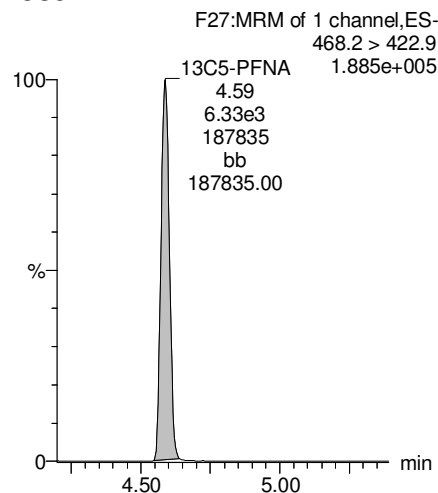
PFDA



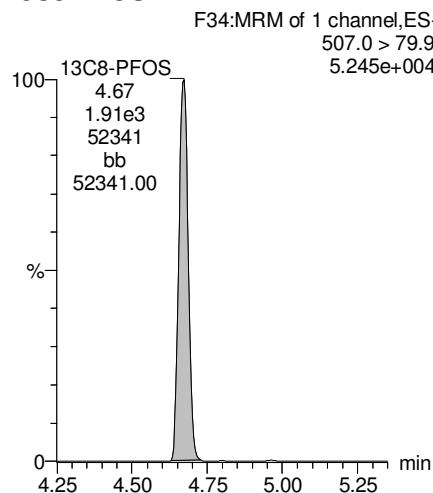
13C2-PFOA



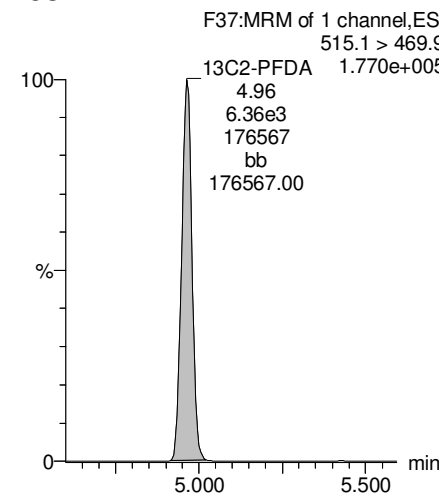
13C5-PFNA



13C8-PFOS



13C2-PFDA



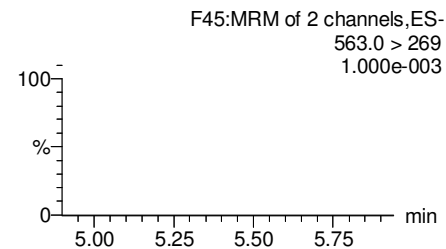
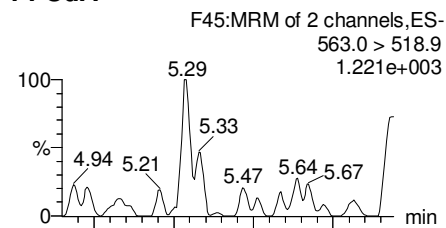
Dataset: F:\Projects\PFAS.PRO\Results\180222M1\180222M1-30.qld

Last Altered: Monday, February 26, 2018 13:27:58 Pacific Standard Time

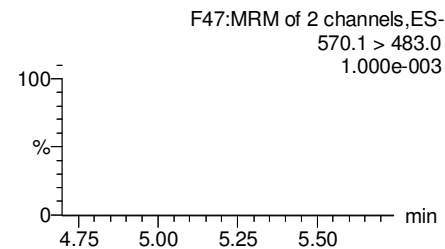
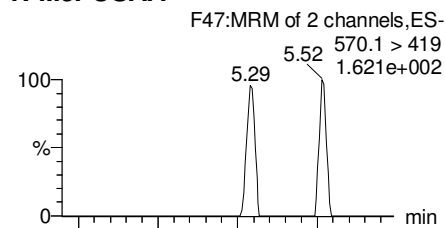
Printed: Monday, February 26, 2018 13:28:43 Pacific Standard Time

Name: 180222M1_30, Date: 22-Feb-2018, Time: 20:00:00, ID: 1800268-15 WI-AF-SB607-0405-0118 1.01, Description: WI-AF-SB607-0405-0118

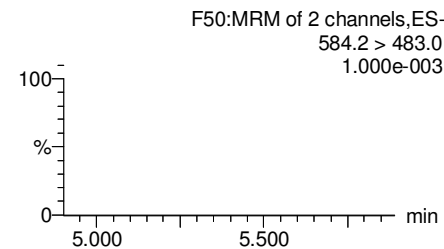
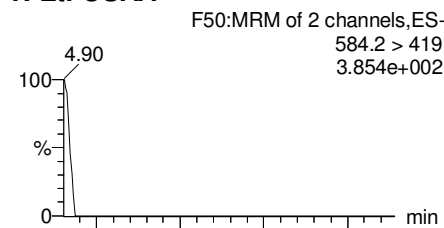
PFUdA



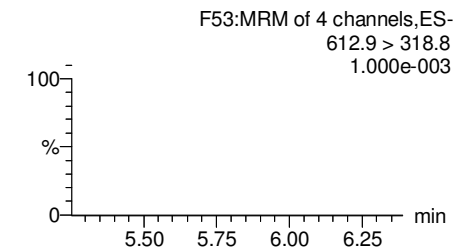
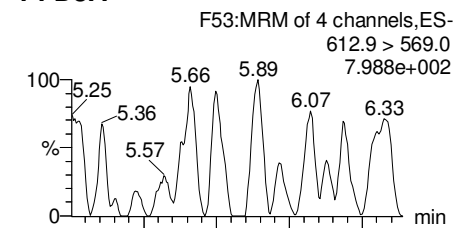
N-MeFOSAA



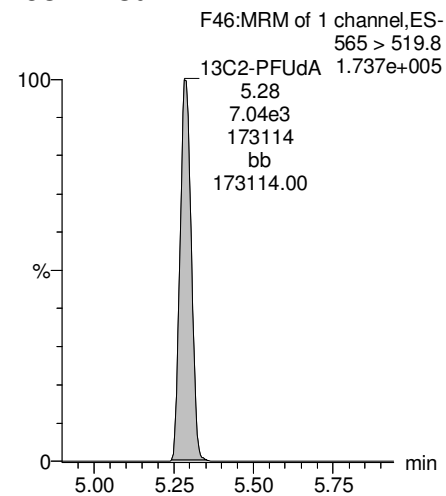
N-EtFOSAA



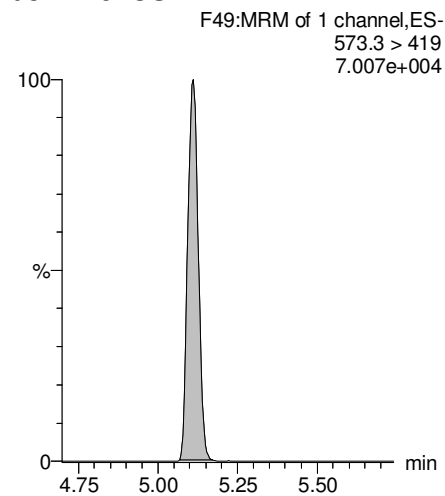
PFDaA



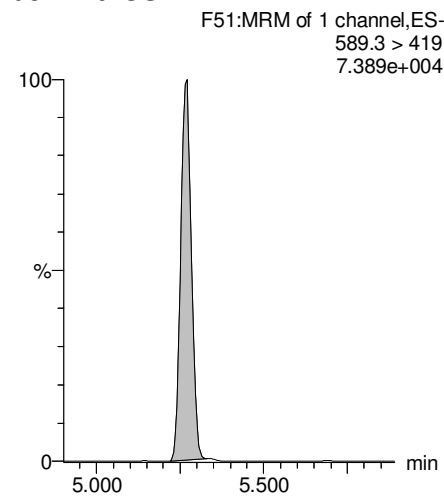
13C2-PFUdA



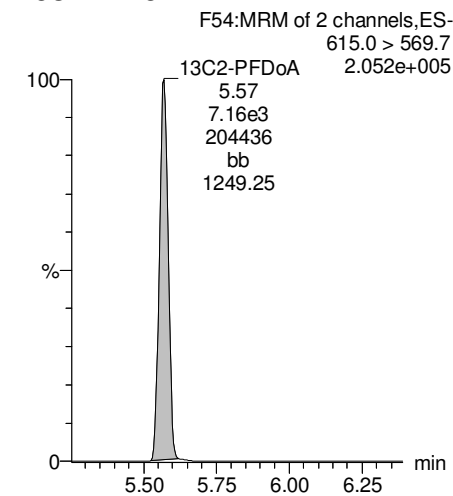
d3-N-MeFOSAA



d5-N-EtFOSAA



13C2-PFDaA



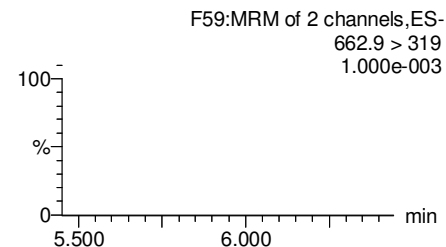
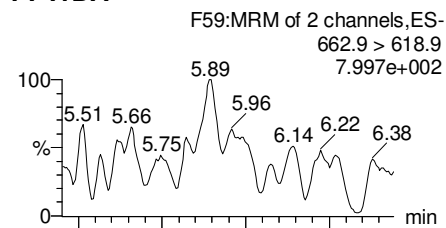
Dataset: F:\Projects\PFAS.PRO\Results\180222M1\180222M1-30.qld

Last Altered: Monday, February 26, 2018 13:27:58 Pacific Standard Time

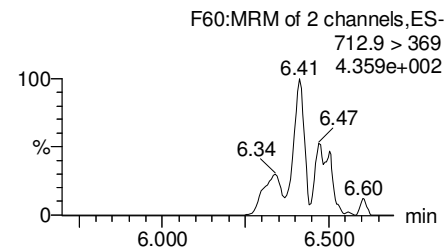
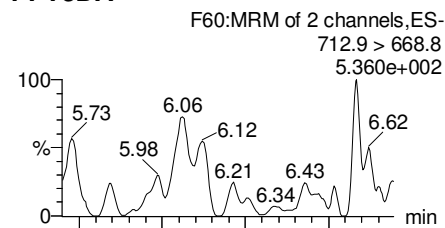
Printed: Monday, February 26, 2018 13:28:43 Pacific Standard Time

Name: 180222M1_30, Date: 22-Feb-2018, Time: 20:00:00, ID: 1800268-15 WI-AF-SB607-0405-0118 1.01, Description: WI-AF-SB607-0405-0118

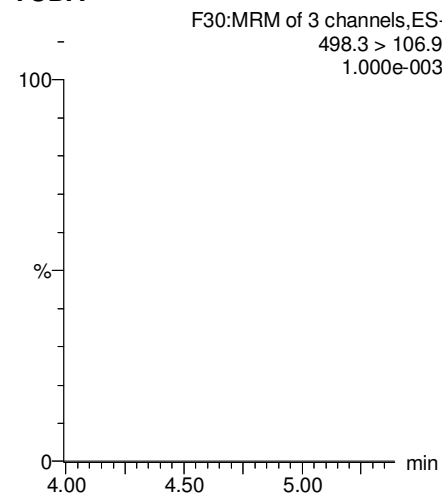
PFTrDA



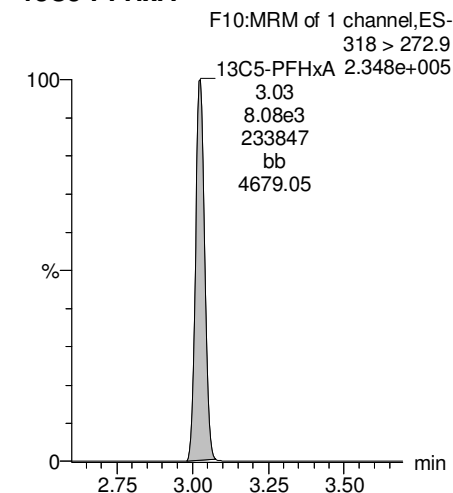
PFTeDA



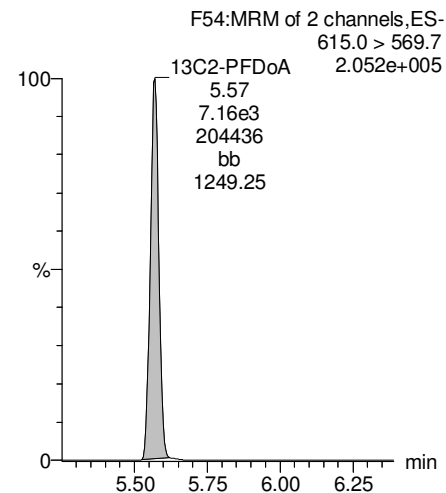
TCDA



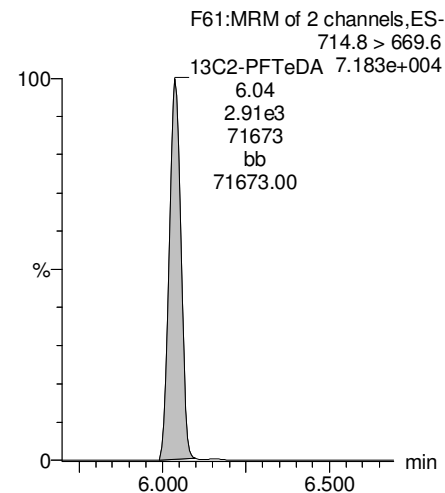
13C5-PFHxA



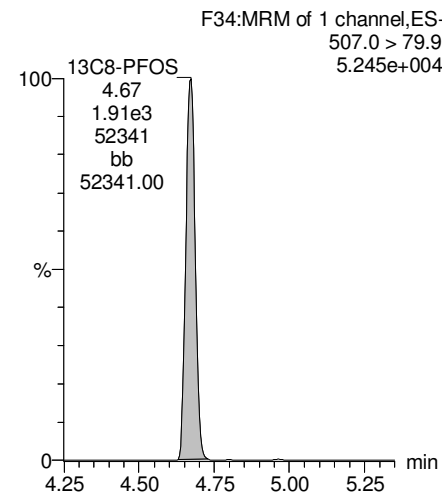
13C2-PFDoA



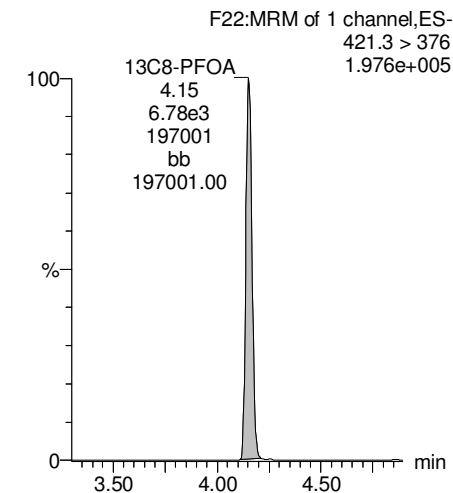
13C2-PFTeDA



13C8-PFOS



13C8-PFOA



Dataset: F:\Projects\PFAS.PRO\Results\180222M1\180222M1-30.qld

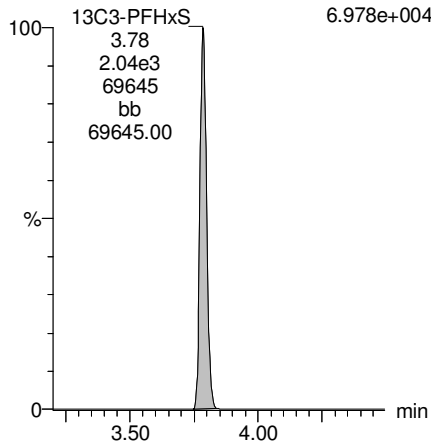
Last Altered: Monday, February 26, 2018 13:27:58 Pacific Standard Time

Printed: Monday, February 26, 2018 13:28:43 Pacific Standard Time

Name: 180222M1_30, Date: 22-Feb-2018, Time: 20:00:00, ID: 1800268-15 WI-AF-SB607-0405-0118 1.01, Description: WI-AF-SB607-0405-0118

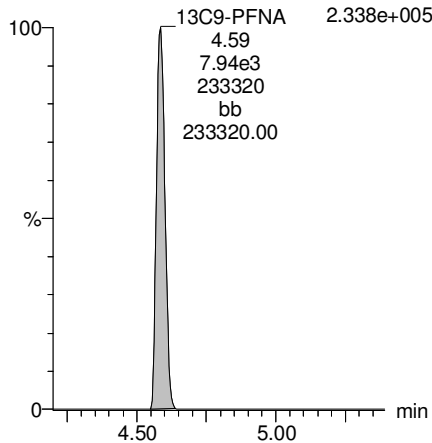
13C3-PFHxS

F18:MRM of 1 channel,ES-
401.9 > 79.9
6.978e+004



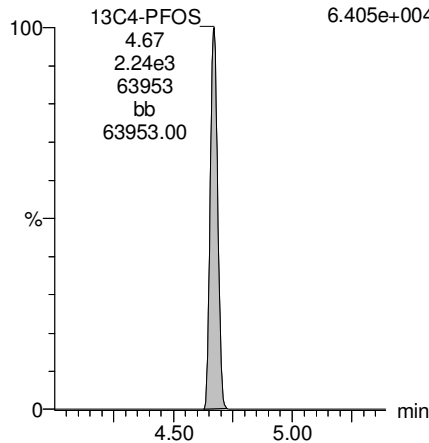
13C9-PFNA

F28:MRM of 1 channel,ES-
472.2 > 426.9
2.338e+005



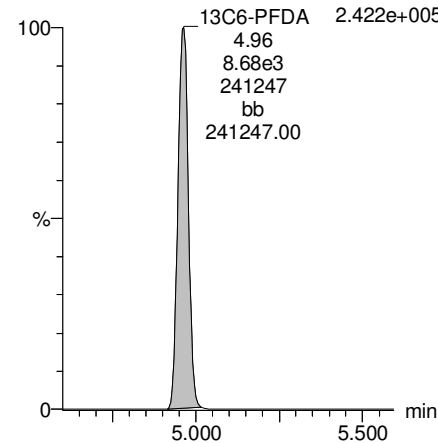
13C4-PFOS

F32:MRM of 1 channel,ES-
503 > 79.9
6.405e+004



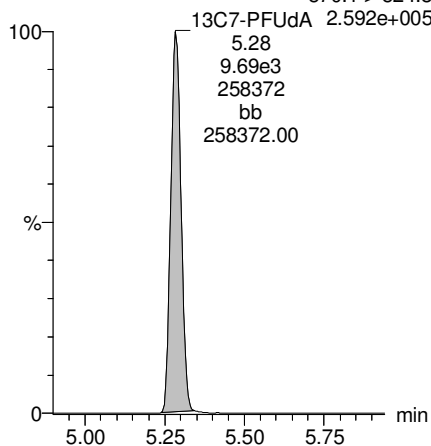
13C6-PFDA

F39:MRM of 1 channel,ES-
519.1 > 473.7
2.422e+005



13C7-PFUdA

F48:MRM of 1 channel,ES-
570.1 > 524.8
2.592e+005



Dataset: F:\Projects\PFAS.PRO\Results\180222M1\180222M1-31.qld

Last Altered: Monday, February 26, 2018 13:30:00 Pacific Standard Time

Printed: Monday, February 26, 2018 13:30:33 Pacific Standard Time

Method: F:\Projects\PFAS.PRO\MethDB\PFAS_FULL_80C_022218.mdb 23 Feb 2018 08:58:55

Calibration: F:\Projects\PFAS.PRO\CurveDB\C18_VAL-PFAS_Q4_02-22-18-FULL.cdb 23 Feb 2018 10:57:03

Name: 180222M1_31, Date: 22-Feb-2018, Time: 20:11:27, ID: 1800268-16 WI-AF-SB607-1011-0118 1.26, Description: WI-AF-SB607-1011-0118

	# Name	Trace	Area	IS Area	Wt./Vol.	RRF	Pred.RT	RT	y Axis Resp.	Conc.	%Rec
1	3 PFBS	299.0 > 79.7	1.35e0	1.04e3	1.12		2.60	2.52	0.0161	0.0801	
2	5 PFHxA	313.2 > 268.9		2.23e3	1.12		3.19				
3	7 PFHpA	363.0 > 318.9		5.44e3	1.12		3.81				
4	8 L-PFHxS	398.9 > 79.6	1.69e0	6.82e2	1.12		3.85	3.80	0.0310	0.0506	
5	11 L-PFOA	413 > 368.7		9.11e3	1.12		4.22				
6	14 PFNA	463.0 > 418.8		7.18e3	1.12		4.76				
7	16 L-PFOS	499 > 79.9		1.99e3	1.12		4.74				
8	18 PFDA	513 > 468.8		7.18e3	1.12		5.14				
9	21 N-MeFOSAA	570.1 > 419		2.78e3	1.12		5.29				
10	22 N-EtFOSAA	584.2 > 419		2.99e3	1.12		5.45				
11	23 PFUdA	563.0 > 518.9		9.06e3	1.12		5.46				

Dataset: F:\Projects\PFAS.PRO\Results\180222M1\180222M1-31.qld

Last Altered: Monday, February 26, 2018 13:30:00 Pacific Standard Time

Printed: Monday, February 26, 2018 13:30:44 Pacific Standard Time

Method: F:\Projects\PFAS.PRO\MethDB\PFAS_FULL_80C_022218.mdb 23 Feb 2018 08:58:55

Calibration: F:\Projects\PFAS.PRO\CurveDB\C18_VAL-PFAS_Q4_02-22-18-FULL.cdb 23 Feb 2018 10:57:03

Name: 180222M1_31, Date: 22-Feb-2018, Time: 20:11:27, ID: 1800268-16 WI-AF-SB607-1011-0118 1.26, Description: WI-AF-SB607-1011-0118

#	Name	Trace	Area	IS Area	Wt./Vol.	RRF	Pred.RT	RT	y Axis Resp.	Conc.	%Rec	
1	25	PFDa	612.9 > 569.0	6.00e3	1.12		5.74					
2	27	PFTDA	662.9 > 618.9	6.00e3	1.12		5.98					
3	28	PFTeDA	712.9 > 668.8	3.21e3	1.12		6.20					
4	36	13C3-PFBS	302. > 98.8	1.04e3	8.70e3	1.12	0.120	2.69	2.53	1.50	11.1351	99.8
5	37	13C2-PFHxA	315 > 269.8	2.23e3	8.70e3	1.12	0.760	3.19	3.03	3.20	3.7574	84.2
6	38	13C4-PFHpA	367.2 > 321.8	5.44e3	8.70e3	1.12	0.729	3.81	3.64	7.81	9.5535	85.7
7	39	18O2-PFHxS	403.0 > 102.6	6.82e2	2.44e3	1.12	0.367	3.96	3.79	3.50	8.5024	76.2
8	40	13C2-PFOA	414.9 > 369.7	9.11e3	8.10e3	1.12	1.225	4.33	4.16	14.1	10.2297	91.7
9	41	13C5-PFNA	468.2 > 422.9	7.18e3	7.43e3	1.12	0.936	4.76	4.59	12.1	11.5110	103.2
10	42	13C8-PFOA	506.1 > 77.7	1.16e3	9.26e3	1.12	0.235	4.83	4.65	1.56	5.9370	53.2
11	43	13C8-PFOS	507.0 > 79.9	1.99e3	2.50e3	1.12	1.018	4.84	4.67	9.91	8.6852	77.9
12	44	13C2-PFDA	515.1 > 469.9	7.18e3	9.14e3	1.12	0.977	5.14	4.96	9.82	8.9707	80.4
13	45	d3-N-MeFOSAA	573.3 > 419	2.78e3	9.26e3	1.12	0.405	5.29	5.11	3.75	8.2759	74.2
14	46	d5-N-EtFOSAA	589.3 > 419	2.99e3	9.26e3	1.12	0.419	5.45	5.27	4.03	8.5890	77.0
15	47	13C2-PFUdA	565 > 519.8	9.06e3	9.26e3	1.12	1.045	5.46	5.29	12.2	10.4453	93.7
16	48	13C2-PFDoA	615.0 > 569.7	6.00e3	9.26e3	1.12	0.832	5.74	5.57	8.10	8.6801	77.8
17	49	d3-N-MeFOSA	515.2 > 168.9		9.26e3	1.12	0.109	5.84				
18	50	13C2-PFTeDA	714.8 > 669.6	3.21e3	9.26e3	1.12	0.313	6.20	6.04	4.33	12.3397	110.7
19	51	d5-N-ETFOSA	531.1 > 168.9		9.26e3	1.12	0.160	6.22				
20	52	13C2-PFHxDA	815 > 769.7	2.55e3	9.26e3	1.12	0.648	6.51	6.38	3.45	4.7464	106.4
21	53	d7-N-MeFOSE	623.1 > 58.9		9.26e3	1.12	0.150	6.31				
22	54	d9-N-EtFOSE	639.2 > 58.8		9.26e3	1.12	0.142	6.45				
23	55	13C4-PFBA	217. > 171.8	6.36e3	6.36e3	1.12	1.000	1.46	1.29	12.5	11.1519	100.0
24	56	13C5-PFHxA	318 > 272.9	8.70e3	8.70e3	1.12	1.000	3.19	3.03	12.5	11.1519	100.0
25	57	13C3-PFHxS	401.9 > 79.9	2.44e3	2.44e3	1.12	1.000	3.96	3.79	12.5	11.1519	100.0
26	58	13C8-PFOA	421.3 > 376	8.10e3	8.10e3	1.12	1.000	4.33	4.16	12.5	11.1519	100.0
27	59	13C9-PFNA	472.2 > 426.9	7.43e3	7.43e3	1.12	1.000	4.70	4.59	12.5	11.1519	100.0
28	60	13C4-PFOS	503 > 79.9	2.50e3	2.50e3	1.12	1.000	4.84	4.67	12.5	11.1519	100.0
29	61	13C6-PFDA	519.1 > 473.7	9.14e3	9.14e3	1.12	1.000	5.14	4.96	12.5	11.1519	100.0
30	62	13C7-PFUdA	570.1 > 524.8	9.26e3	9.26e3	1.12	1.000	5.46	5.29	12.5	11.1519	100.0
31	63	Total PFHxS	398.9 > 79.6	1.69e0	6.82e2	1.12		3.85		0.0310	0.0506	
32	64	Total PFOA	413 > 368.7	0.00e0	9.11e3	1.12		4.21		0.000		

Dataset: F:\Projects\PFAS.PRO\Results\180222M1\180222M1-31.qld

Last Altered: Monday, February 26, 2018 13:30:00 Pacific Standard Time

Printed: Monday, February 26, 2018 13:30:44 Pacific Standard Time

Name: 180222M1_31, Date: 22-Feb-2018, Time: 20:11:27, ID: 1800268-16 WI-AF-SB607-1011-0118 1.26, Description: WI-AF-SB607-1011-0118

	# Name	Trace	Area	IS Area	Wt./Vol.	RRF	Pred.RT	RT	y Axis Resp.	Conc.	%Rec
33	65 Total PFOS	499 > 79.9	0.00e0	1.99e3	1.12		4.73		0.000		
34	66 Total N-MeFOSAA	570.1 > 419	0.00e0	2.78e3	1.12		5.29		0.000		
35	67 Total N-EtFOSAA	584.2 > 419	0.00e0	2.99e3	1.12		5.45		0.000		

Dataset: F:\Projects\PFAS.PRO\Results\180222M1\180222M1-31.qld

Last Altered: Monday, February 26, 2018 13:30:00 Pacific Standard Time

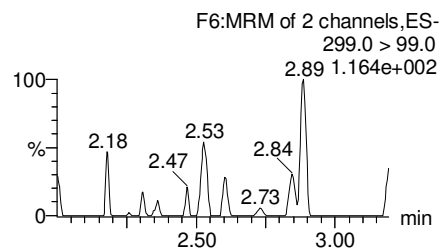
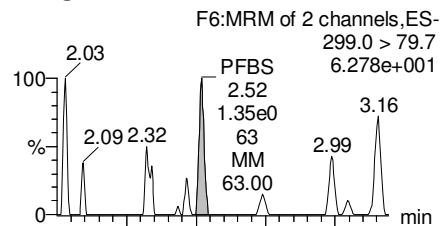
Printed: Monday, February 26, 2018 13:30:44 Pacific Standard Time

Method: F:\Projects\PFAS.PRO\MethDB\PFAS_FULL_80C_022218.mdb 23 Feb 2018 08:58:55

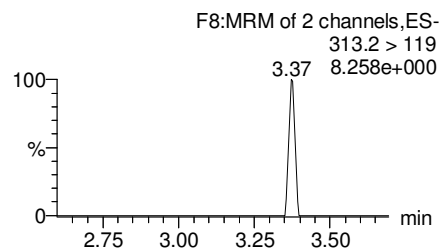
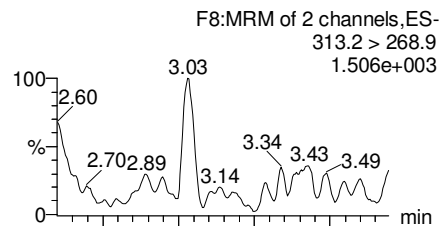
Calibration: F:\Projects\PFAS.PRO\CurveDB\C18_VAL-PFAS_Q4_02-22-18-FULL.cdb 23 Feb 2018 10:57:03

Name: 180222M1_31, Date: 22-Feb-2018, Time: 20:11:27, ID: 1800268-16 WI-AF-SB607-1011-0118 1.26, Description: WI-AF-SB607-1011-0118

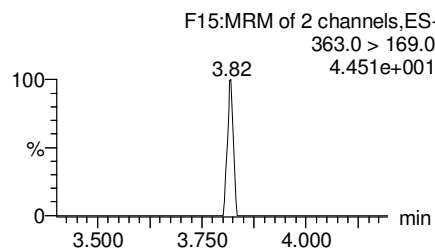
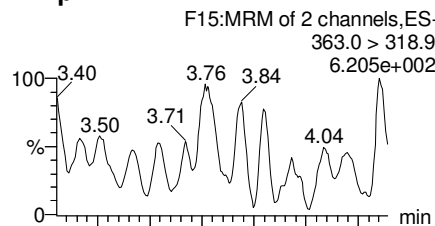
PFBS



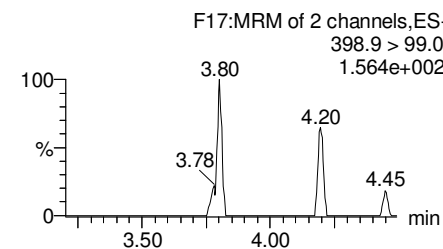
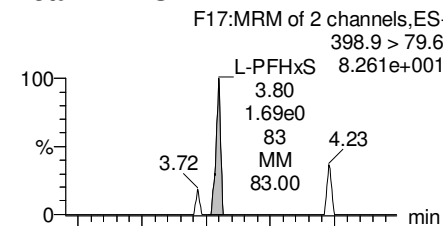
PFHxA



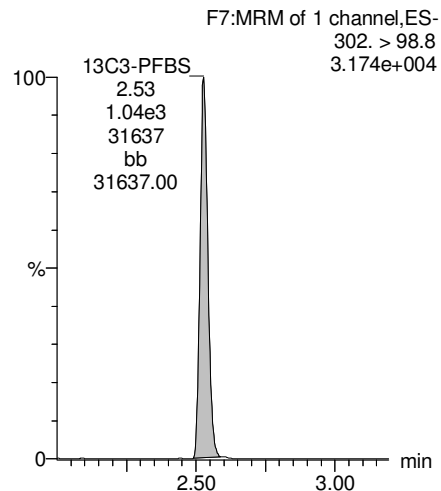
PFHpA



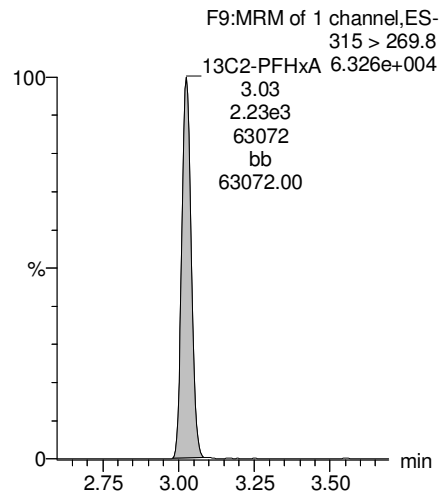
Total PFHxS



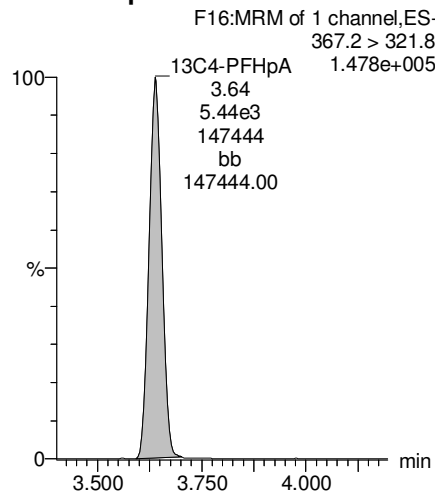
13C3-PFBS



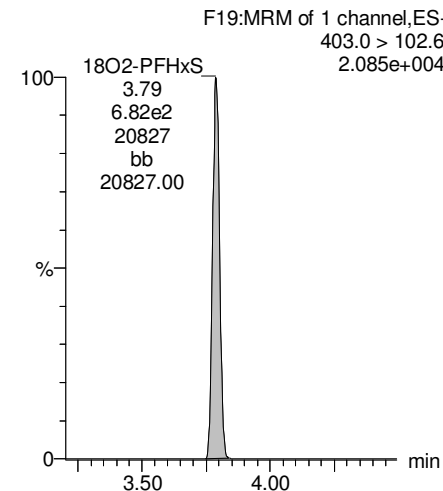
13C2-PFHxA



13C4-PFHpA



18O2-PFHxS



Dataset: F:\Projects\PFAS.PRO\Results\180222M1\180222M1-31.qld

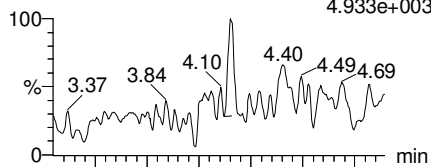
Last Altered: Monday, February 26, 2018 13:30:00 Pacific Standard Time

Printed: Monday, February 26, 2018 13:30:44 Pacific Standard Time

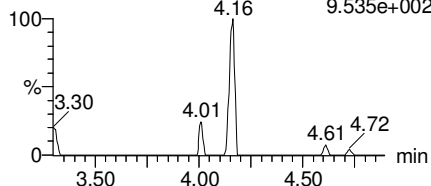
Name: 180222M1_31, Date: 22-Feb-2018, Time: 20:11:27, ID: 1800268-16 WI-AF-SB607-1011-0118 1.26, Description: WI-AF-SB607-1011-0118

Total PFOA

F20:MRM of 2 channels,ES-
413 > 368.7
4.933e+003

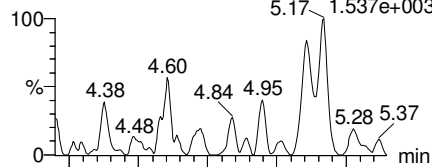


F20:MRM of 2 channels,ES-
413 > 169
9.535e+002

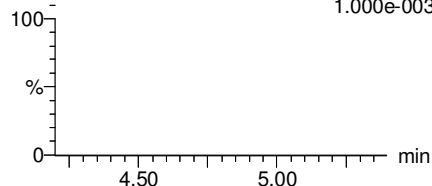


PFNA

F26:MRM of 2 channels,ES-
463.0 > 418.8
1.537e+003

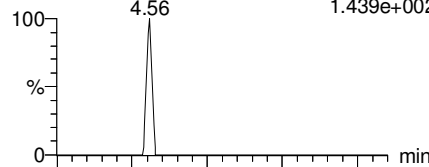


F26:MRM of 2 channels,ES-
463.0 > 219.0
1.000e-003

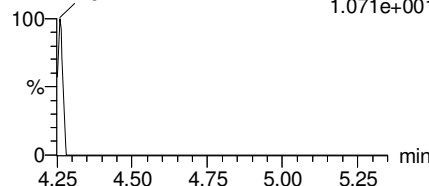


Total PFOS

F31:MRM of 2 channels,ES-
499 > 79.9
1.439e+002

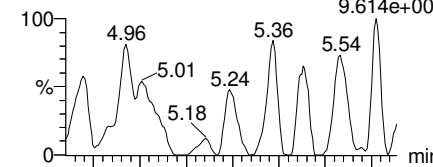


F31:MRM of 2 channels,ES-
499 > 99
1.071e+001

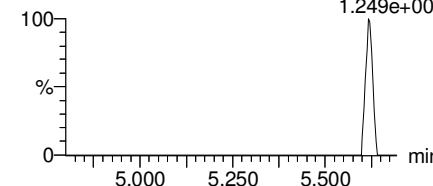


PFDA

F36:MRM of 2 channels,ES-
513 > 468.8
9.614e+002

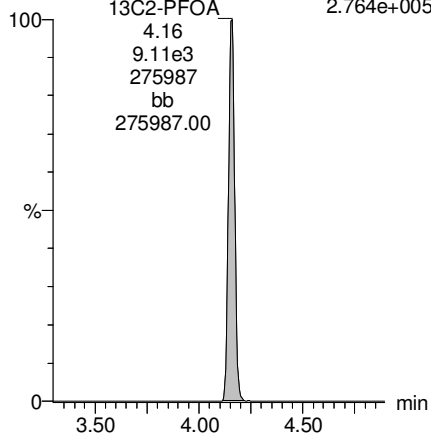


F36:MRM of 2 channels,ES-
513 > 219
1.249e+002



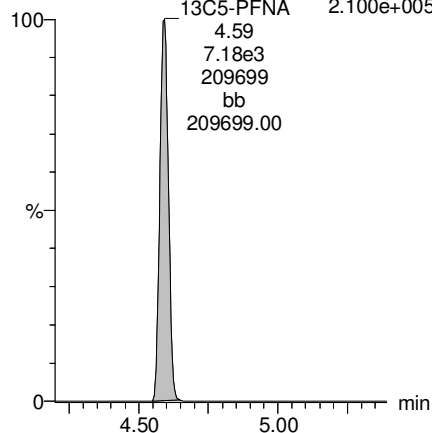
13C2-PFOA

F21:MRM of 1 channel,ES-
414.9 > 369.7
2.764e+005



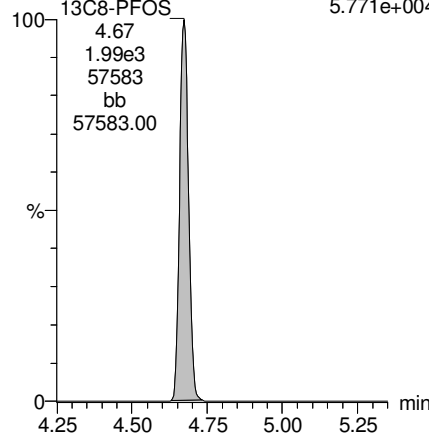
13C5-PFNA

F27:MRM of 1 channel,ES-
468.2 > 422.9
2.100e+005



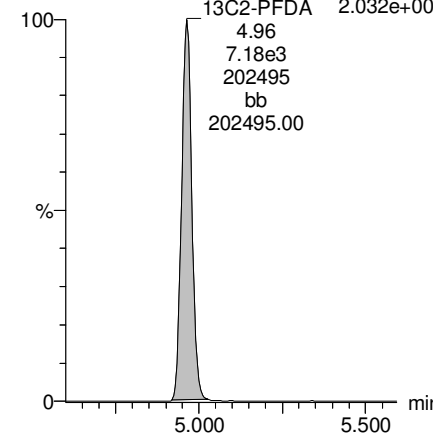
13C8-PFOS

F34:MRM of 1 channel,ES-
507.0 > 79.9
5.771e+004



13C2-PFDA

F37:MRM of 1 channel,ES-
515.1 > 469.9
2.032e+005



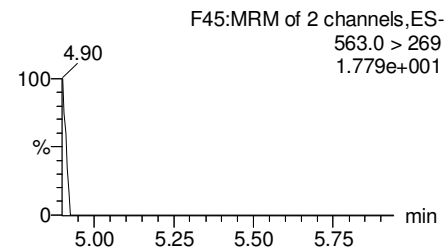
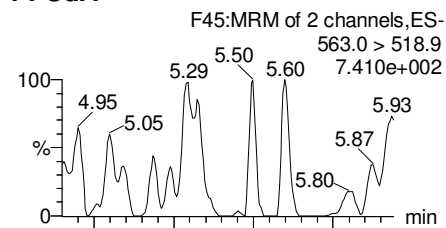
Dataset: F:\Projects\PFAS.PRO\Results\180222M1\180222M1-31.qld

Last Altered: Monday, February 26, 2018 13:30:00 Pacific Standard Time

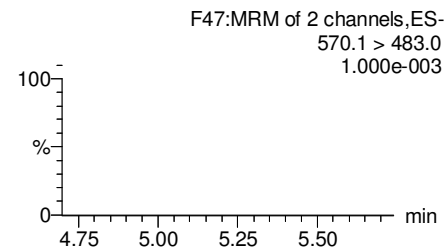
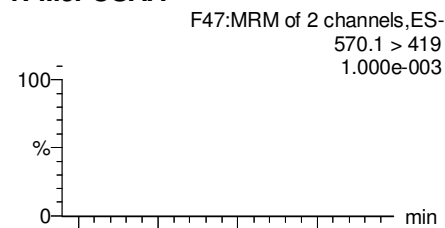
Printed: Monday, February 26, 2018 13:30:44 Pacific Standard Time

Name: 180222M1_31, Date: 22-Feb-2018, Time: 20:11:27, ID: 1800268-16 WI-AF-SB607-1011-0118 1.26, Description: WI-AF-SB607-1011-0118

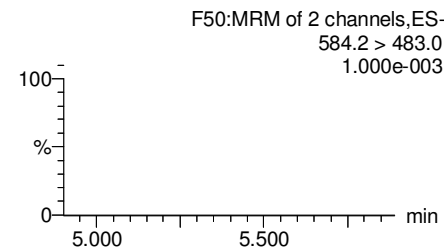
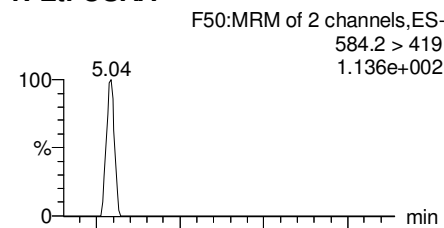
PFUdA



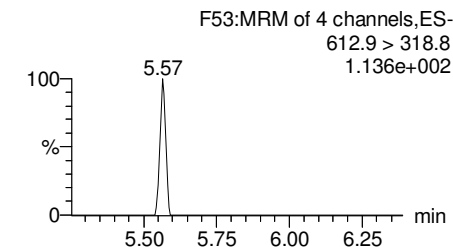
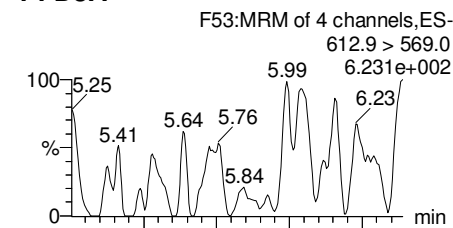
N-MeFOSAA



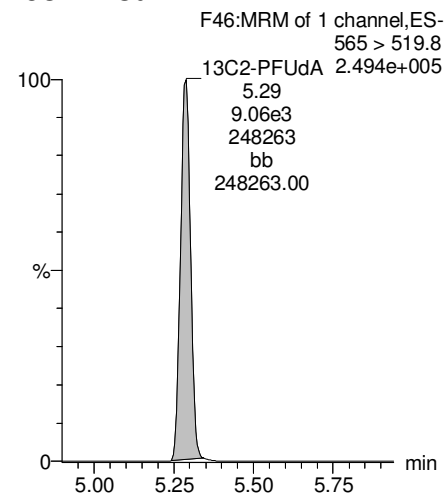
N-EtFOSAA



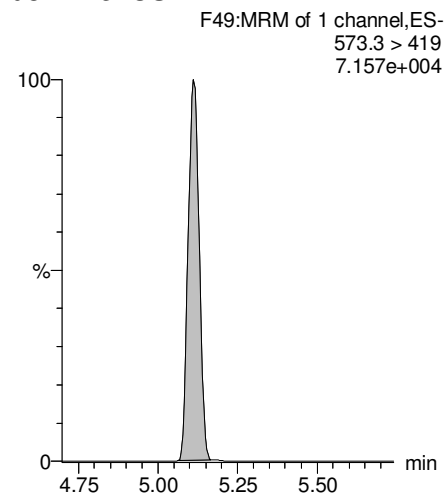
PFDaA



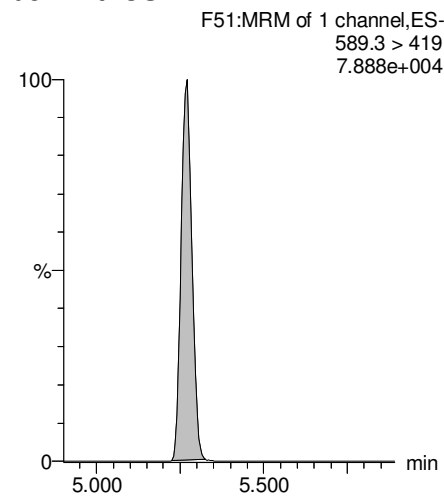
13C2-PFUdA



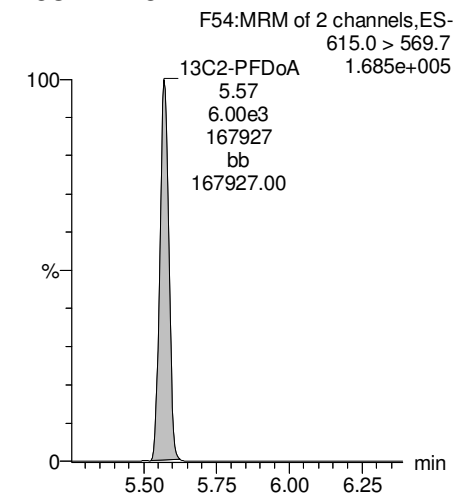
d3-N-MeFOSAA



d5-N-EtFOSAA



13C2-PFDaA



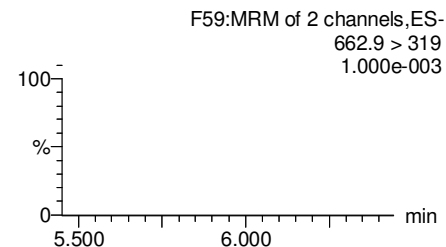
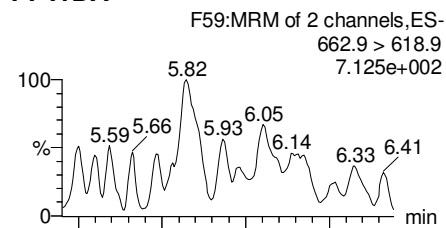
Dataset: F:\Projects\PFAS.PRO\Results\180222M1\180222M1-31.qld

Last Altered: Monday, February 26, 2018 13:30:00 Pacific Standard Time

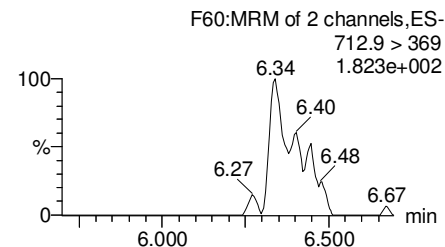
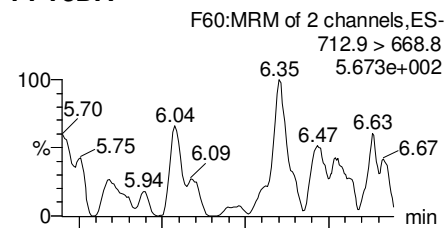
Printed: Monday, February 26, 2018 13:30:44 Pacific Standard Time

Name: 180222M1_31, Date: 22-Feb-2018, Time: 20:11:27, ID: 1800268-16 WI-AF-SB607-1011-0118 1.26, Description: WI-AF-SB607-1011-0118

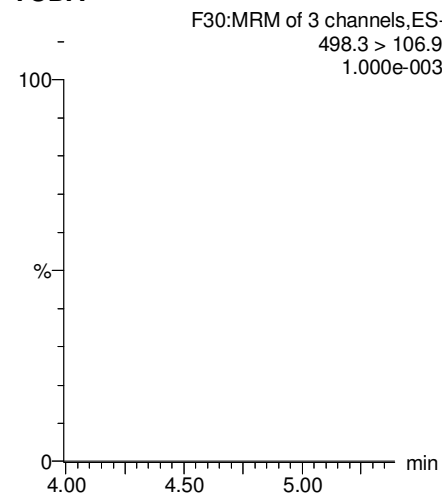
PFTrDA



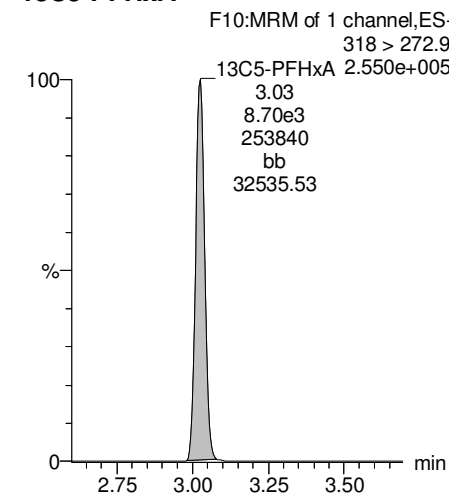
PFTeDA



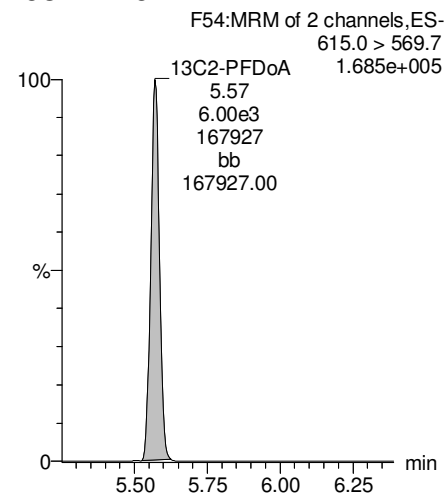
TCDA



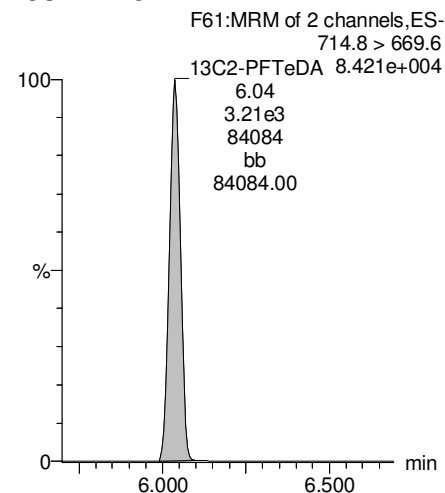
13C5-PFHxA



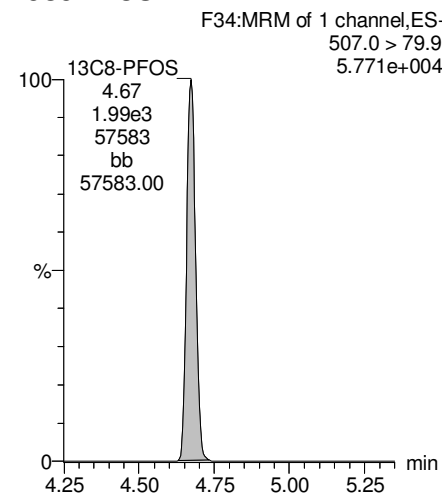
13C2-PFDoA



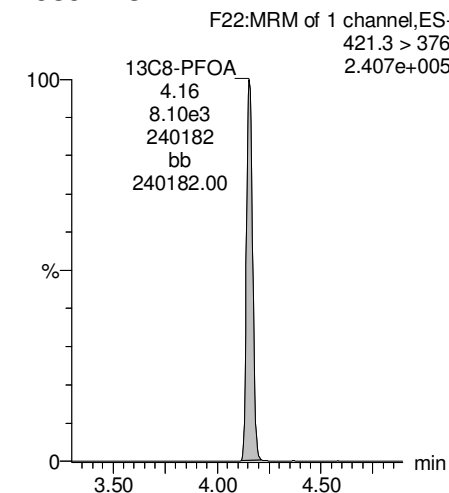
13C2-PFTeDA



13C8-PFOS



13C8-PFOA



Dataset: F:\Projects\PFAS.PRO\Results\180222M1\180222M1-31.qld

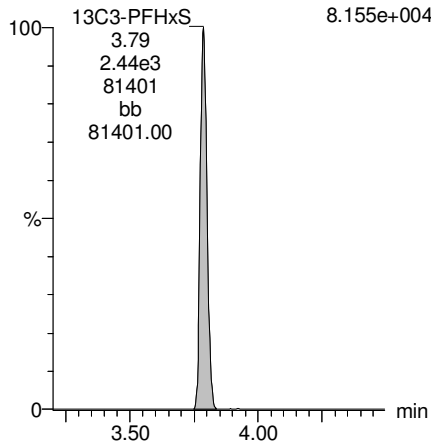
Last Altered: Monday, February 26, 2018 13:30:00 Pacific Standard Time

Printed: Monday, February 26, 2018 13:30:44 Pacific Standard Time

Name: 180222M1_31, Date: 22-Feb-2018, Time: 20:11:27, ID: 1800268-16 WI-AF-SB607-1011-0118 1.26, Description: WI-AF-SB607-1011-0118

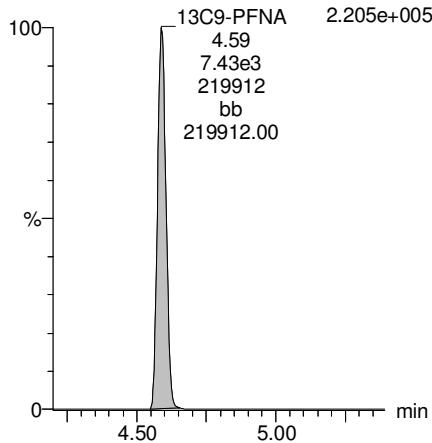
13C3-PFHxS

F18:MRM of 1 channel,ES-
401.9 > 79.9
8.155e+004



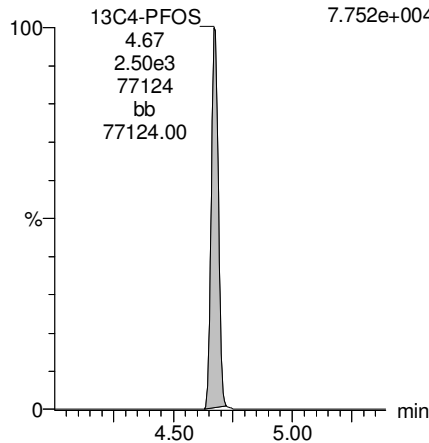
13C9-PFNA

F28:MRM of 1 channel,ES-
472.2 > 426.9
2.205e+005



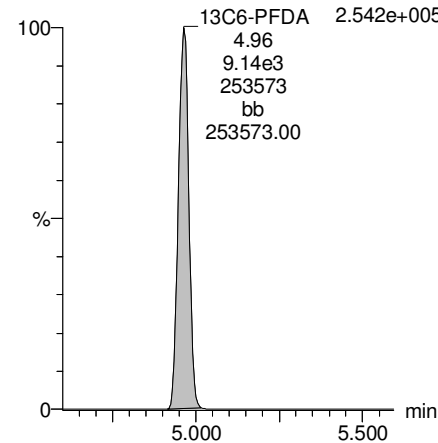
13C4-PFOS

F32:MRM of 1 channel,ES-
503 > 79.9
7.752e+004



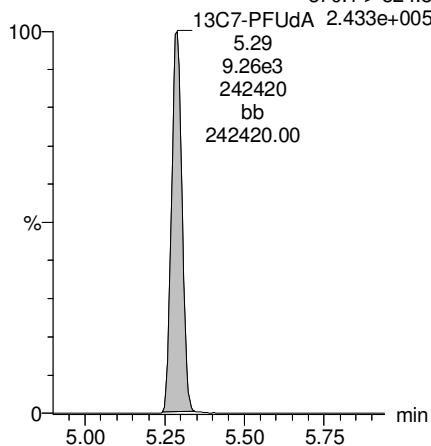
13C6-PFDA

F39:MRM of 1 channel,ES-
519.1 > 473.7
2.542e+005



13C7-PFUdA

F48:MRM of 1 channel,ES-
570.1 > 524.8
2.433e+005



Dataset: F:\Projects\PFAS.PRO\Results\180222M1\180222M1-32.qld

Last Altered: Monday, February 26, 2018 13:31:30 Pacific Standard Time

Printed: Monday, February 26, 2018 13:31:55 Pacific Standard Time

Method: F:\Projects\PFAS.PRO\MethDB\PFAS_FULL_80C_022218.mdb 23 Feb 2018 08:58:55

Calibration: F:\Projects\PFAS.PRO\CurveDB\C18_VAL-PFAS_Q4_02-22-18-FULL.cdb 23 Feb 2018 10:57:03

Name: 180222M1_32, Date: 22-Feb-2018, Time: 20:22:53, ID: 1800268-17 WI-AF-SB610-3940-0118 1.1, Description: WI-AF-SB610-3940-0118

	# Name	Trace	Area	IS Area	Wt./Vol.	RRF	Pred.RT	RT	y Axis Resp.	Conc.	%Rec
1	3 PFBS	299.0 > 79.7		1.05e3	0.905		2.60				
2	5 PFHxA	313.2 > 268.9		1.83e3	0.905		3.19				
3	7 PFHpA	363.0 > 318.9		5.83e3	0.905		3.81				
4	8 L-PFHxS	398.9 > 79.6	1.98e0	6.89e2	0.905		3.85	3.78	0.0359	0.0657	
5	11 L-PFOA	413 > 368.7		7.80e3	0.905		4.22				
6	14 PFNA	463.0 > 418.8		6.09e3	0.905		4.76				
7	16 L-PFOS	499 > 79.9		1.89e3	0.905		4.74				
8	18 PFDA	513 > 468.8		6.27e3	0.905		5.14				
9	21 N-MeFOSAA	570.1 > 419		2.63e3	0.905		5.29				
10	22 N-EtFOSAA	584.2 > 419		2.95e3	0.905		5.45				
11	23 PFUdA	563.0 > 518.9		7.43e3	0.905		5.46				

Dataset: F:\Projects\PFAS.PRO\Results\180222M1\180222M1-32.qld

Last Altered: Monday, February 26, 2018 13:31:30 Pacific Standard Time

Printed: Monday, February 26, 2018 13:32:14 Pacific Standard Time

Method: F:\Projects\PFAS.PRO\MethDB\PFAS_FULL_80C_022218.mdb 23 Feb 2018 08:58:55

Calibration: F:\Projects\PFAS.PRO\CurveDB\C18_VAL-PFAS_Q4_02-22-18-FULL.cdb 23 Feb 2018 10:57:03

Name: 180222M1_32, Date: 22-Feb-2018, Time: 20:22:53, ID: 1800268-17 WI-AF-SB610-3940-0118 1.1, Description: WI-AF-SB610-3940-0118

#	Name	Trace	Area	IS Area	Wt./Vol.	RRF	Pred.RT	RT	y Axis Resp.	Conc.	%Rec	
1	25	PFDa	612.9 > 569.0	6.37e3	0.905		5.74					
2	27	PFTDA	662.9 > 618.9	6.37e3	0.905		5.98					
3	28	PFTeDA	712.9 > 668.8	2.15e3	0.905		6.20					
4	36	13C3-PFBS	302. > 98.8	1.05e3	7.87e3	0.905	0.120	2.69	2.53	1.66	15.2680	110.6
5	37	13C2-PFHxA	315 > 269.8	1.83e3	7.87e3	0.905	0.760	3.19	3.03	2.91	4.2238	76.5
6	38	13C4-PFHpA	367.2 > 321.8	5.83e3	7.87e3	0.905	0.729	3.81	3.63	9.26	14.0280	101.6
7	39	18O2-PFHxS	403.0 > 102.6	6.89e2	2.07e3	0.905	0.367	3.96	3.78	4.16	12.5248	90.7
8	40	13C2-PFOA	414.9 > 369.7	7.80e3	7.46e3	0.905	1.225	4.33	4.15	13.1	11.7805	85.3
9	41	13C5-PFNA	468.2 > 422.9	6.09e3	7.57e3	0.905	0.936	4.76	4.59	10.1	11.8802	86.0
10	42	13C8-PFOA	506.1 > 77.7	8.22e2	7.85e3	0.905	0.235	4.83	4.64	1.31	6.1475	44.5
11	43	13C8-PFOS	507.0 > 79.9	1.89e3	2.10e3	0.905	1.018	4.84	4.67	11.3	12.2118	88.4
12	44	13C2-PFDA	515.1 > 469.9	6.27e3	6.80e3	0.905	0.977	5.14	4.96	11.5	13.0285	94.3
13	45	d3-N-MeFOSAA	573.3 > 419	2.63e3	7.85e3	0.905	0.405	5.29	5.10	4.18	11.4110	82.6
14	46	d5-N-EtFOSAA	589.3 > 419	2.95e3	7.85e3	0.905	0.419	5.45	5.26	4.70	12.3914	89.7
15	47	13C2-PFUdA	565 > 519.8	7.43e3	7.85e3	0.905	1.045	5.46	5.28	11.8	12.5026	90.5
16	48	13C2-PFDoA	615.0 > 569.7	6.37e3	7.85e3	0.905	0.832	5.74	5.56	10.1	13.4478	97.4
17	49	d3-N-MeFOSA	515.2 > 168.9		7.85e3	0.905	0.109	5.84				
18	50	13C2-PFTeDA	714.8 > 669.6	2.15e3	7.85e3	0.905	0.313	6.20	6.03	3.43	12.0760	87.4
19	51	d5-N-ETFOSA	531.1 > 168.9		7.85e3	0.905	0.160	6.22				
20	52	13C2-PFHxDA	815 > 769.7	2.17e3	7.85e3	0.905	0.648	6.51	6.38	3.45	5.8890	106.6
21	53	d7-N-MeFOSE	623.1 > 58.9		7.85e3	0.905	0.150	6.31				
22	54	d9-N-EtFOSE	639.2 > 58.8		7.85e3	0.905	0.142	6.45				
23	55	13C4-PFBA	217. > 171.8	6.31e3	6.31e3	0.905	1.000	1.46	1.29	12.5	13.8096	100.0
24	56	13C5-PFHxA	318 > 272.9	7.87e3	7.87e3	0.905	1.000	3.19	3.02	12.5	13.8096	100.0
25	57	13C3-PFHxS	401.9 > 79.9	2.07e3	2.07e3	0.905	1.000	3.96	3.78	12.5	13.8096	100.0
26	58	13C8-PFOA	421.3 > 376	7.46e3	7.46e3	0.905	1.000	4.33	4.15	12.5	13.8096	100.0
27	59	13C9-PFNA	472.2 > 426.9	7.57e3	7.57e3	0.905	1.000	4.70	4.58	12.5	13.8096	100.0
28	60	13C4-PFOS	503 > 79.9	2.10e3	2.10e3	0.905	1.000	4.84	4.67	12.5	13.8096	100.0
29	61	13C6-PFDA	519.1 > 473.7	6.80e3	6.80e3	0.905	1.000	5.14	4.96	12.5	13.8096	100.0
30	62	13C7-PFUdA	570.1 > 524.8	7.85e3	7.85e3	0.905	1.000	5.46	5.28	12.5	13.8096	100.0
31	63	Total PFHxS	398.9 > 79.6	1.98e0	6.89e2	0.905		3.85		0.0359	0.0657	
32	64	Total PFOA	413 > 368.7	0.00e0	7.80e3	0.905		4.21		0.000		

H

Dataset: F:\Projects\PFAS.PRO\Results\180222M1\180222M1-32.qld

Last Altered: Monday, February 26, 2018 13:31:30 Pacific Standard Time

Printed: Monday, February 26, 2018 13:32:14 Pacific Standard Time

Name: 180222M1_32, Date: 22-Feb-2018, Time: 20:22:53, ID: 1800268-17 WI-AF-SB610-3940-0118 1.1, Description: WI-AF-SB610-3940-0118

	# Name	Trace	Area	IS Area	Wt./Vol.	RRF	Pred.RT	RT	y Axis Resp.	Conc.	%Rec
33	65 Total PFOS	499 > 79.9	0.00e0	1.89e3	0.905		4.73		0.000		
34	66 Total N-MeFOSAA	570.1 > 419	0.00e0	2.63e3	0.905		5.29		0.000		
35	67 Total N-EtFOSAA	584.2 > 419	0.00e0	2.95e3	0.905		5.45		0.000		

Dataset: F:\Projects\PFAS.PRO\Results\180222M1\180222M1-32.qld

Last Altered: Monday, February 26, 2018 13:31:30 Pacific Standard Time

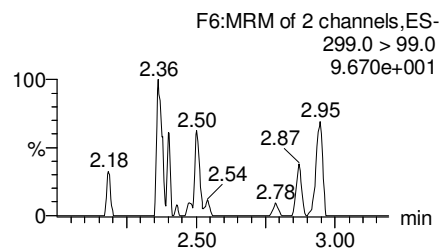
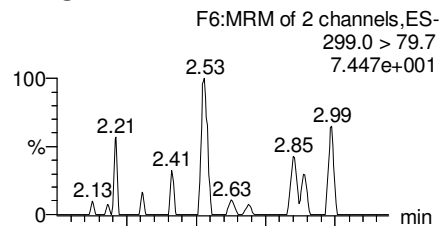
Printed: Monday, February 26, 2018 13:32:14 Pacific Standard Time

Method: F:\Projects\PFAS.PRO\MethDB\PFAS_FULL_80C_022218.mdb 23 Feb 2018 08:58:55

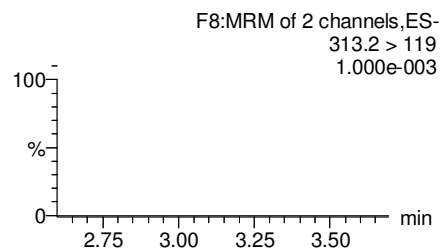
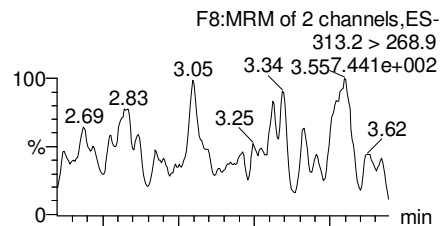
Calibration: F:\Projects\PFAS.PRO\CurveDB\C18_VAL-PFAS_Q4_02-22-18-FULL.cdb 23 Feb 2018 10:57:03

Name: 180222M1_32, Date: 22-Feb-2018, Time: 20:22:53, ID: 1800268-17 WI-AF-SB610-3940-0118 1.1, Description: WI-AF-SB610-3940-0118

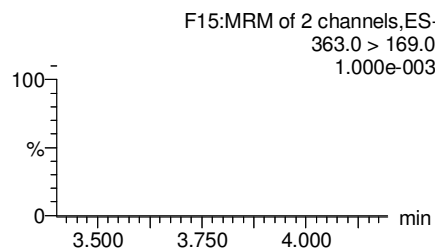
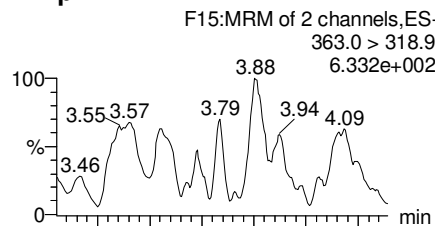
PFBS



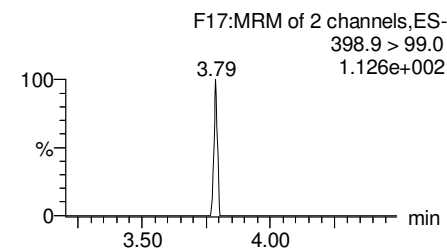
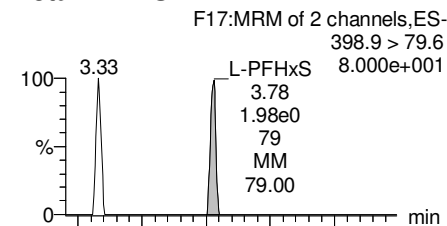
PFHxA



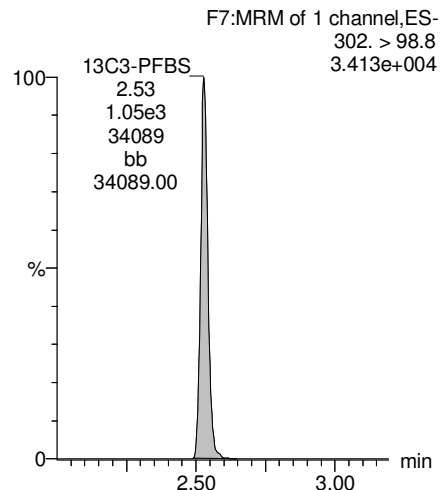
PFHpA



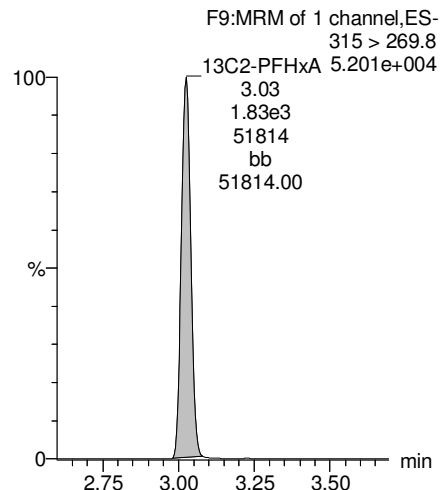
Total PFHxS



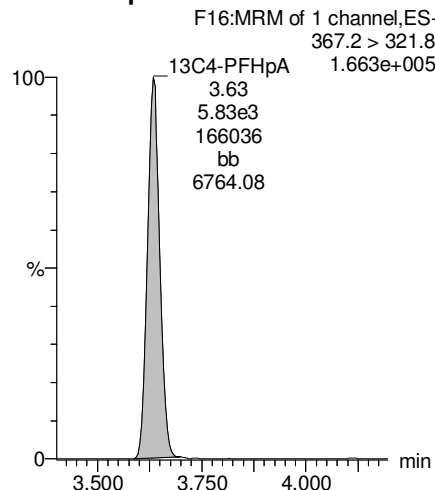
13C3-PFBS



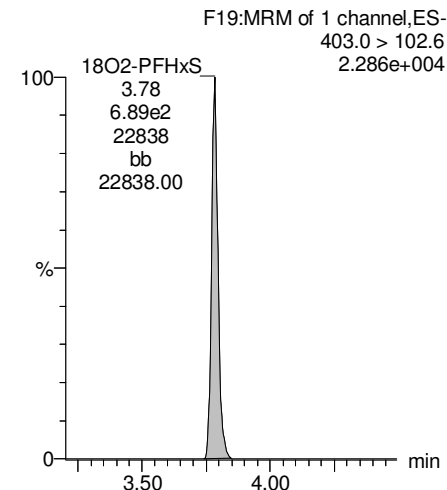
13C2-PFHxA



13C4-PFHpA



18O2-PFHxS



Dataset: F:\Projects\PFAS.PRO\Results\180222M1\180222M1-32.qld

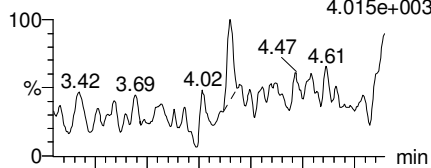
Last Altered: Monday, February 26, 2018 13:31:30 Pacific Standard Time

Printed: Monday, February 26, 2018 13:32:14 Pacific Standard Time

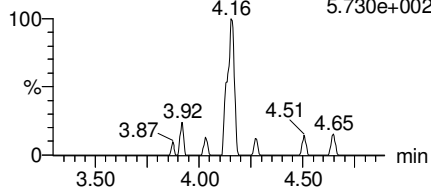
Name: 180222M1_32, Date: 22-Feb-2018, Time: 20:22:53, ID: 1800268-17 WI-AF-SB610-3940-0118 1.1, Description: WI-AF-SB610-3940-0118

Total PFOA

F20:MRM of 2 channels,ES-
413 > 368.7
4.015e+003

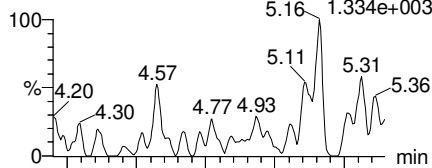


F20:MRM of 2 channels,ES-
413 > 169
5.730e+002

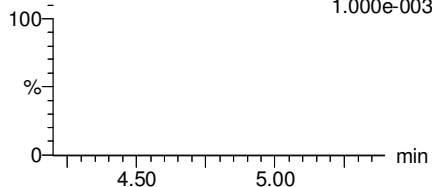


PFNA

F26:MRM of 2 channels,ES-
463.0 > 418.8
1.334e+003




F26:MRM of 2 channels,ES-
463.0 > 219.0
1.000e-003

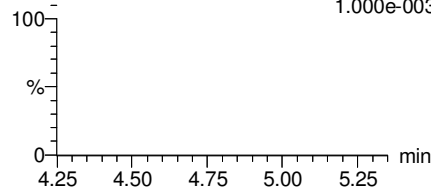


Total PFOS

F31:MRM of 2 channels,ES-
499 > 79.9
1.000e-003

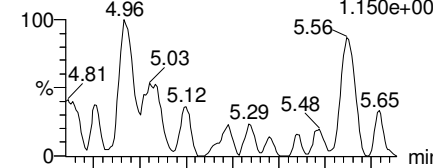


F31:MRM of 2 channels,ES-
499 > 99
1.000e-003

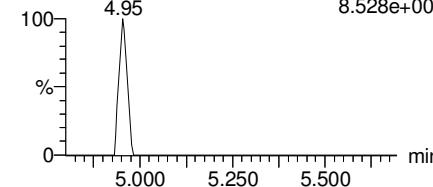


PFDA

F36:MRM of 2 channels,ES-
513 > 468.8
1.150e+003

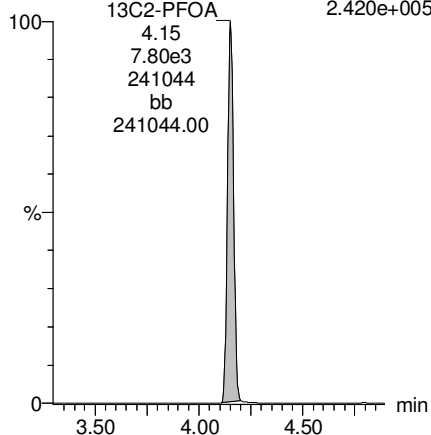


F36:MRM of 2 channels,ES-
513 > 219
8.528e+001



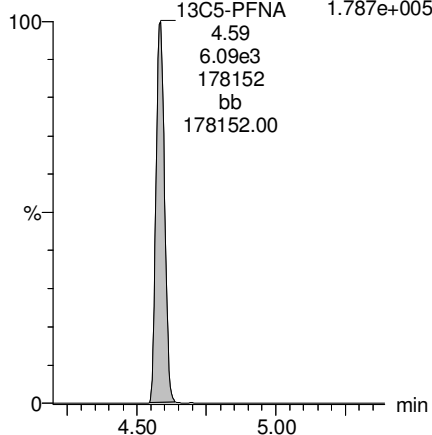
13C2-PFOA

F21:MRM of 1 channel,ES-
414.9 > 369.7
2.420e+005



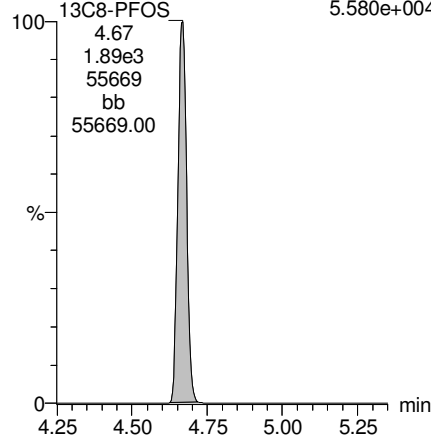
13C5-PFNA

F27:MRM of 1 channel,ES-
468.2 > 422.9
1.787e+005



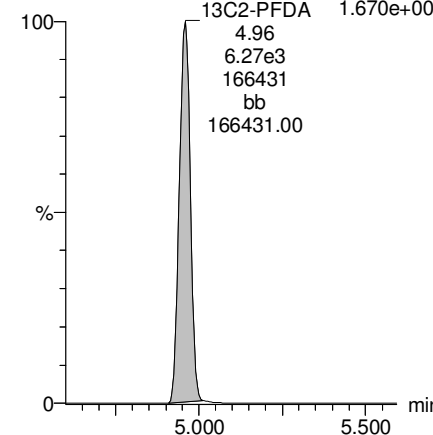
13C8-PFOS

F34:MRM of 1 channel,ES-
507.0 > 79.9
5.580e+004



13C2-PFDA

F37:MRM of 1 channel,ES-
515.1 > 469.9
1.670e+005



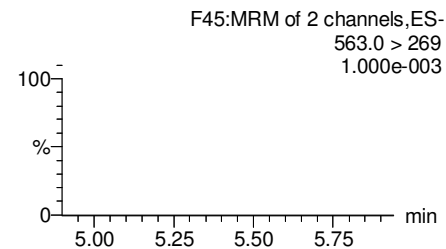
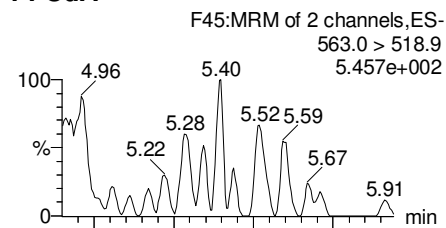
Dataset: F:\Projects\PFAS.PRO\Results\180222M1\180222M1-32.qld

Last Altered: Monday, February 26, 2018 13:31:30 Pacific Standard Time

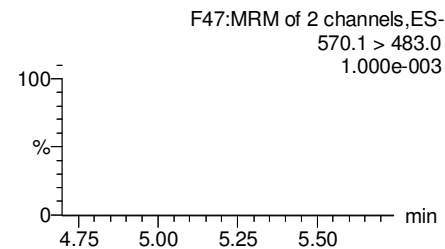
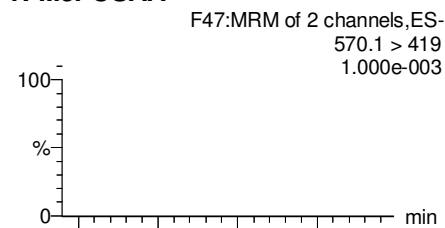
Printed: Monday, February 26, 2018 13:32:14 Pacific Standard Time

Name: 180222M1_32, Date: 22-Feb-2018, Time: 20:22:53, ID: 1800268-17 WI-AF-SB610-3940-0118 1.1, Description: WI-AF-SB610-3940-0118

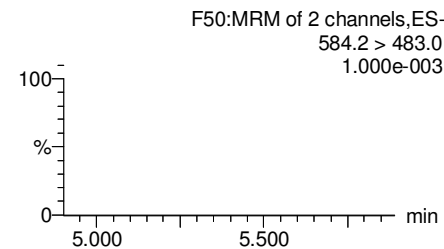
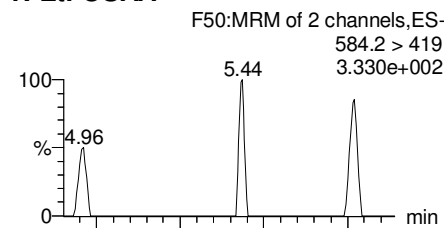
PFUdA



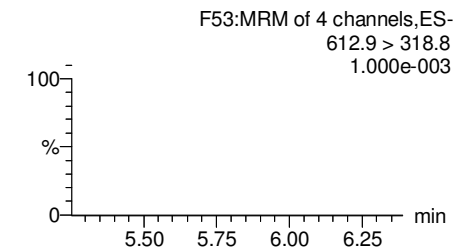
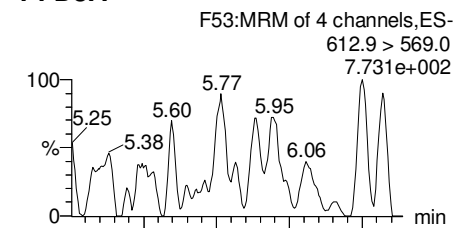
N-MeFOSAA



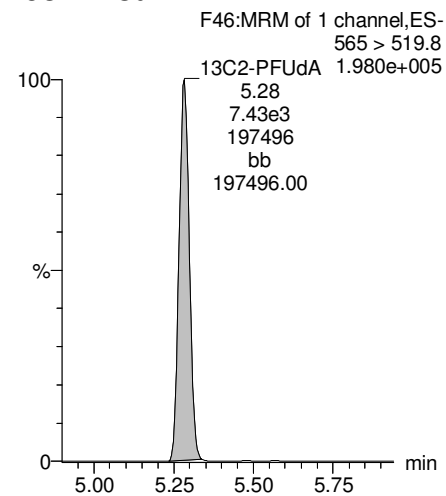
N-EtFOSAA



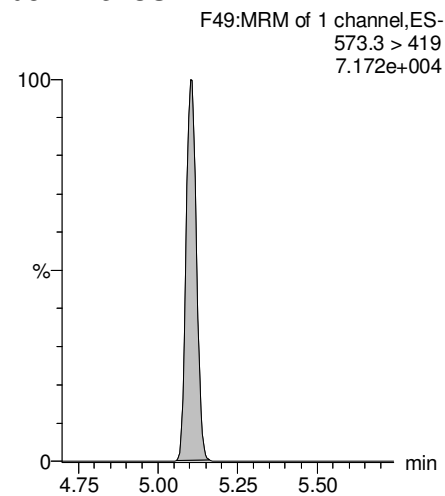
PFDaA



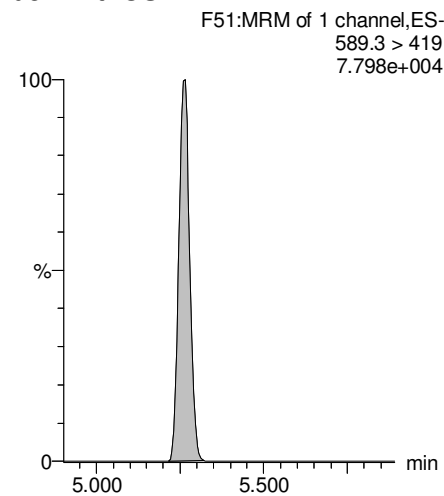
13C2-PFUdA



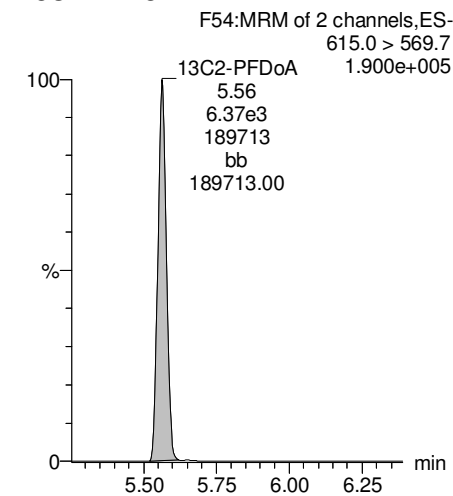
d3-N-MeFOSAA



d5-N-EtFOSAA



13C2-PFDaA



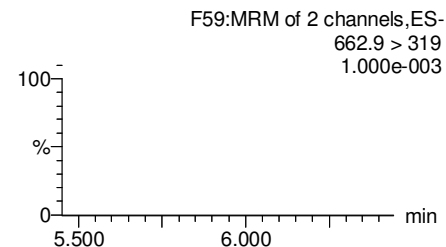
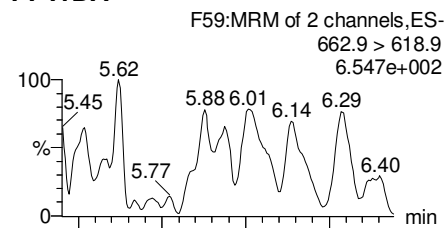
Dataset: F:\Projects\PFAS.PRO\Results\180222M1\180222M1-32.qld

Last Altered: Monday, February 26, 2018 13:31:30 Pacific Standard Time

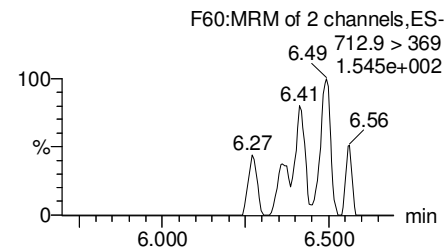
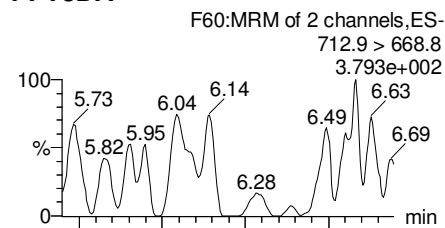
Printed: Monday, February 26, 2018 13:32:14 Pacific Standard Time

Name: 180222M1_32, Date: 22-Feb-2018, Time: 20:22:53, ID: 1800268-17 WI-AF-SB610-3940-0118 1.1, Description: WI-AF-SB610-3940-0118

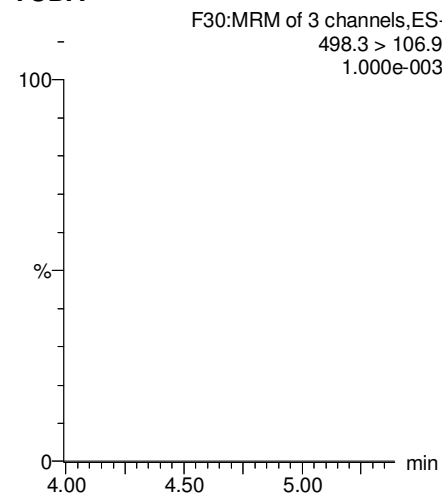
PFTrDA



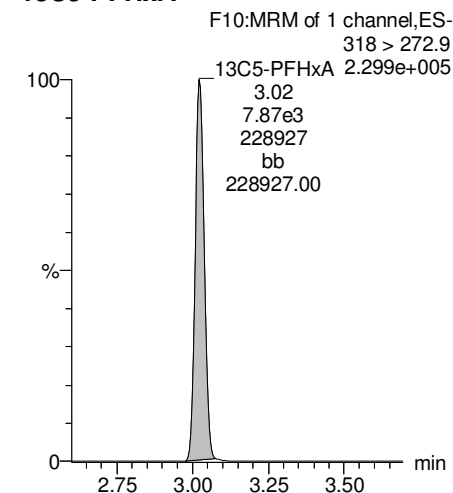
PFTeDA



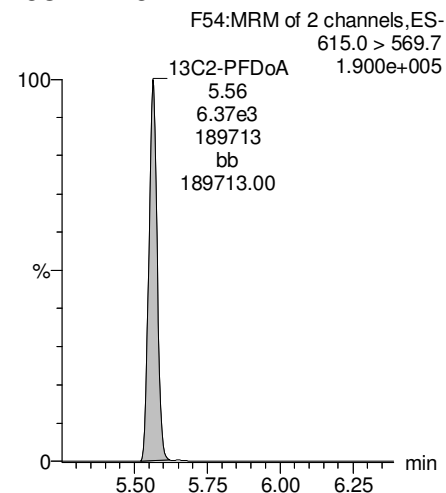
TCDA



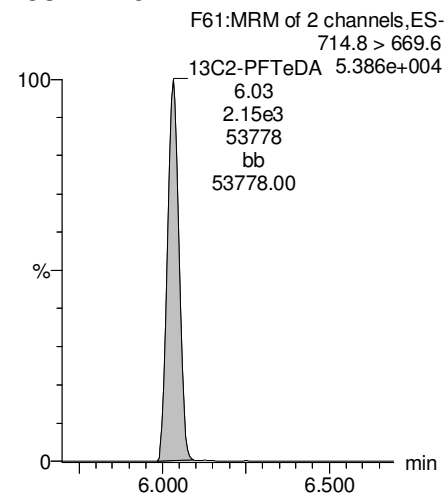
13C5-PFHxA



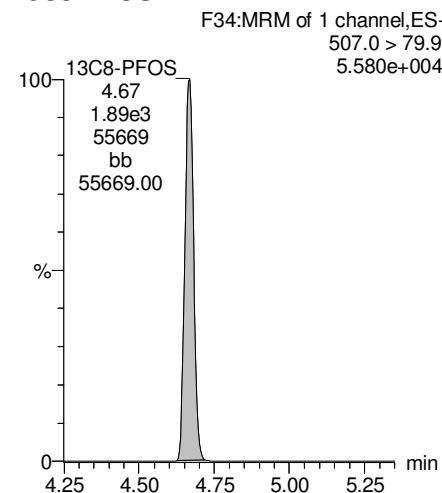
13C2-PFDoA



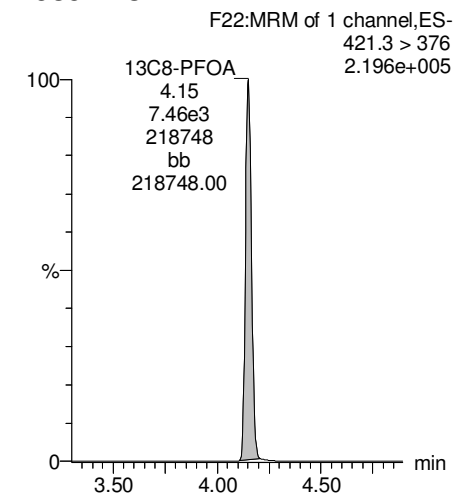
13C2-PFTeDA



13C8-PFOS



13C8-PFOA

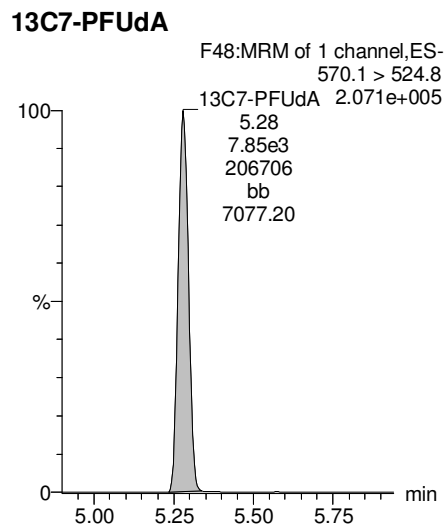
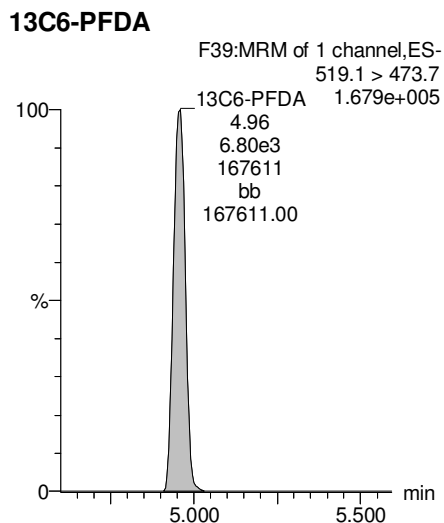
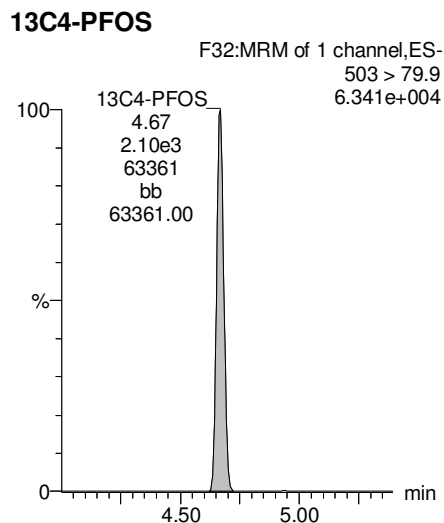
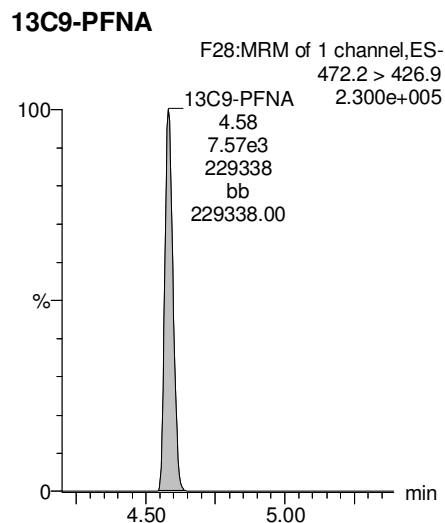
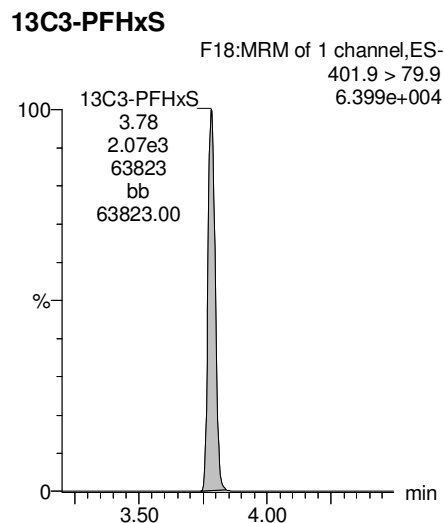


Dataset: F:\Projects\PFAS.PRO\Results\180222M1\180222M1-32.qld

Last Altered: Monday, February 26, 2018 13:31:30 Pacific Standard Time

Printed: Monday, February 26, 2018 13:32:14 Pacific Standard Time

Name: 180222M1_32, Date: 22-Feb-2018, Time: 20:22:53, ID: 1800268-17 WI-AF-SB610-3940-0118 1.1, Description: WI-AF-SB610-3940-0118



Dataset: F:\Projects\PFAS.PRO\Results\180221M1\180221M1-73_B.qld

Last Altered: Monday, February 26, 2018 13:52:51 Pacific Standard Time

Printed: Monday, February 26, 2018 13:54:23 Pacific Standard Time

Method: F:\Projects\PFAS.PRO\MethDB\PFAS_FULL_80C_022118.mdb 22 Feb 2018 10:27:20

Calibration: F:\Projects\PFAS.PRO\CurveDB\C18_VAL-PFAS_Q4_02-21-18-FULL.cdb 22 Feb 2018 11:04:24

Name: 180221M1_73, Date: 22-Feb-2018, Time: 04:52:40, ID: 1800268-18 WI-AF-SB610P-3940-0118 1.22, Description: WI-AF-SB610P-3940-0118

	# Name	Trace	Area	IS Area	Wt./Vol.	RRF	Pred.RT	RT	y Axis Resp.	Conc.	%Rec
1	3 PFBS	299.0 > 79.7		8.43e2	1.01		2.60				
2	5 PFHxA	313.2 > 268.9		2.01e3	1.01		3.19				
3	7 PFHpA	363.0 > 318.9		4.94e3	1.01		3.81				
4	8 L-PFHxS	398.9 > 79.6		5.76e2	1.01		3.85				
5	11 L-PFOA	413 > 368.7		7.02e3	1.01		4.22				
6	14 PFNA	463.0 > 418.8		6.28e3	1.01		4.76				
7	16 L-PFOS	499 > 79.9		1.56e3	1.01		4.74				
8	18 PFDA	513 > 468.8		5.24e3	1.01		5.14				
9	21 N-MeFOSAA	570.1 > 419		2.31e3	1.01		5.29				
10	22 N-EtFOSAA	584.2 > 419		2.48e3	1.01		5.45				
11	23 PFUdA	563.0 > 518.9		7.54e3	1.01		5.46				

Dataset: F:\Projects\PFAS.PRO\Results\180221M1\180221M1-73_B.qld

Last Altered: Monday, February 26, 2018 13:52:51 Pacific Standard Time

Printed: Monday, February 26, 2018 13:54:44 Pacific Standard Time

Method: F:\Projects\PFAS.PRO\MethDB\PFAS_FULL_80C_022118.mdb 22 Feb 2018 10:27:20

Calibration: F:\Projects\PFAS.PRO\CurveDB\C18_VAL-PFAS_Q4_02-21-18-FULL.cdb 22 Feb 2018 11:04:24

Name: 180221M1_73, Date: 22-Feb-2018, Time: 04:52:40, ID: 1800268-18 WI-AF-SB610P-3940-0118 1.22, Description: WI-AF-SB610P-3940-0118

#	Name	Trace	Area	IS Area	Wt./Vol.	RRF	Pred.RT	RT	y Axis Resp.	Conc.	%Rec	
1	27	PFTrDA	662.9 > 618.9	7.54e3	1.01		5.98					
2	28	PFTeDA	712.9 > 668.8	2.99e3	1.01		6.20					
3	36	13C3-PFBS	302. > 98.8	8.43e2	7.33e3	1.01	0.121	2.69	2.56	1.44	11.8063	95.2
4	37	13C2-PFHxA	315 > 269.8	2.01e3	7.33e3	1.01	0.719	3.19	3.05	3.42	4.7271	95.3
5	38	13C4-PFHpA	367.2 > 321.8	4.94e3	7.33e3	1.01	0.722	3.81	3.67	8.42	11.5715	93.3
6	39	18O2-PFHxS	403.0 > 102.6	5.76e2	1.71e3	1.01	0.376	3.96	3.82	4.21	11.1116	89.6
7	40	13C2-PFOA	414.9 > 369.7	7.02e3	6.00e3	1.01	1.32	4.33	4.19	14.6	10.9751	88.5
8	41	13C5-PFNA	468.2 > 422.9	6.28e3	8.55e3	1.01	0.928	4.76	4.62	9.18	9.8111	79.1
9	42	13C8-PFOSA	506.1 > 77.7	1.31e3	9.02e3	1.01	0.235	4.83	4.68	1.81	7.6353	61.5
10	43	13C8-PFOS	507.0 > 79.9	1.56e3	2.04e3	1.01	1.03	4.84	4.70	9.52	9.2115	74.3
11	44	13C2-PFDA	515.1 > 469.9	5.24e3	7.00e3	1.01	1.02	5.14	4.99	9.36	9.1362	73.6
12	45	d3-N-MeFOSAA	573.3 > 419	2.31e3	9.02e3	1.01	0.412	5.29	5.14	3.20	7.7205	62.2
13	46	d5-N-EtFOSAA	589.3 > 419	2.48e3	9.02e3	1.01	0.418	5.45	5.30	3.44	8.1590	65.8
14	47	13C2-PFUdA	565 > 519.8	7.54e3	9.02e3	1.01	1.06	5.46	5.31	10.5	9.8213	79.2
15	48	13C2-PFDoA	615.0 > 569.7	6.95e3	9.02e3	1.01	0.949	5.74	5.60	9.63	10.0672	81.2
16	49	d3-N-MeFOSA	515.2 > 168.9		9.02e3	1.01	0.105	5.84				
17	50	13C2-PFTeDA	714.8 > 669.6	2.99e3	9.02e3	1.01	0.389	6.20	6.06	4.14	10.5553	85.1
18	51	d5-N-ETFOSA	531.1 > 168.9		9.02e3	1.01	0.160	6.22				
19	52	13C2-PFHxDA	815 > 769.7	2.14e3	9.02e3	1.01	0.833	6.51	6.41	2.97	3.5378	71.3
20	53	d7-N-MeFOSE	623.1 > 58.9		9.02e3	1.01	0.148	6.31				
21	54	d9-N-EtFOSE	639.2 > 58.8		9.02e3	1.01	0.131	6.45				
22	55	13C4-PFBA	217. > 171.8	5.82e3	5.82e3	1.01	1.00	1.46	1.32	12.5	12.4056	100.0
23	56	13C5-PFHxA	318 > 272.9	7.33e3	7.33e3	1.01	1.00	3.19	3.05	12.5	12.4056	100.0
24	57	13C3-PFHxS	401.9 > 79.9	1.71e3	1.71e3	1.01	1.00	3.96	3.82	12.5	12.4056	100.0
25	58	13C8-PFOA	421.3 > 376	6.00e3	6.00e3	1.01	1.00	4.33	4.18	12.5	12.4056	100.0
26	59	13C9-PFNA	472.2 > 426.9	8.55e3	8.55e3	1.01	1.00	4.70	4.62	12.5	12.4056	100.0
27	60	13C4-PFOS	503 > 79.9	2.04e3	2.04e3	1.01	1.00	4.84	4.70	12.5	12.4056	100.0
28	61	13C6-PFDA	519.1 > 473.7	7.00e3	7.00e3	1.01	1.00	5.14	4.99	12.5	12.4056	100.0
29	62	13C7-PFUdA	570.1 > 524.8	9.02e3	9.02e3	1.01	1.00	5.46	5.32	12.5	12.4056	100.0
30	63	Total PFHxS	398.9 > 79.6	0.00e0	5.76e2	1.01		3.85		0.000		
31	64	Total PFOA	413 > 368.7	0.00e0	7.02e3	1.01		4.21		0.000		
32	65	Total PFOS	499 > 79.9	0.00e0	1.56e3	1.01		4.73		0.000		

GM for MSF 2/26/2018

Dataset: F:\Projects\PFAS.PRO\Results\180221M1\180221M1-73_B.qld

Last Altered: Monday, February 26, 2018 13:52:51 Pacific Standard Time

Printed: Monday, February 26, 2018 13:54:44 Pacific Standard Time

Name: 180221M1_73, Date: 22-Feb-2018, Time: 04:52:40, ID: 1800268-18 WI-AF-SB610P-3940-0118 1.22, Description: WI-AF-SB610P-3940-0118

	# Name	Trace	Area	IS Area	Wt./Vol.	RRF	Pred.RT	RT	y Axis Resp.	Conc.	%Rec
33	66 Total N-MeFOSAA	570.1 > 419	0.00e0	2.31e3	1.01		5.29		0.000		
34	67 Total N-EtFOSAA	584.2 > 419	0.00e0	2.48e3	1.01		5.45		0.000		

Dataset: F:\Projects\PFAS.PRO\Results\180221M1\180221M1-73_B.qld

Last Altered: Monday, February 26, 2018 13:52:51 Pacific Standard Time

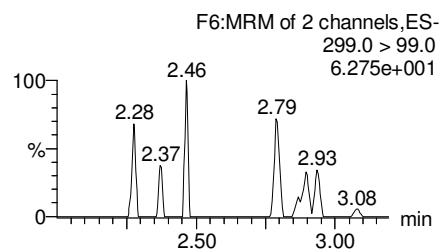
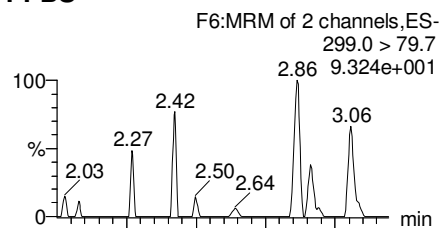
Printed: Monday, February 26, 2018 13:54:44 Pacific Standard Time

Method: F:\Projects\PFAS.PRO\MethDB\PFAS_FULL_80C_022118.mdb 22 Feb 2018 10:27:20

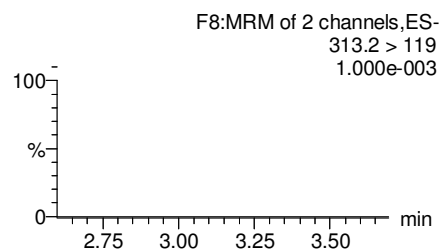
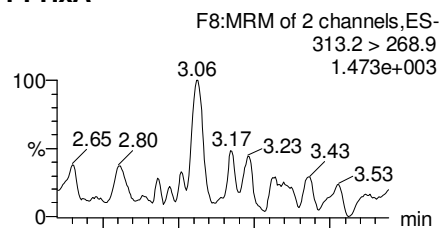
Calibration: F:\Projects\PFAS.PRO\CurveDB\C18_VAL-PFAS_Q4_02-21-18-FULL.cdb 22 Feb 2018 11:04:24

Name: 180221M1_73, Date: 22-Feb-2018, Time: 04:52:40, ID: 1800268-18 WI-AF-SB610P-3940-0118 1.22, Description: WI-AF-SB610P-3940-0118

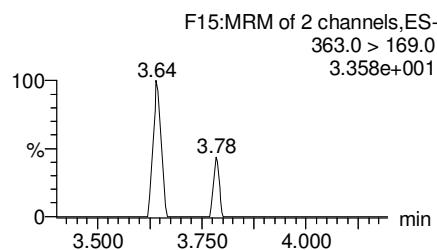
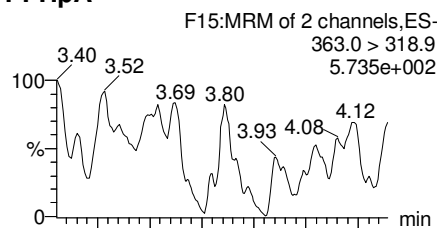
PFBS



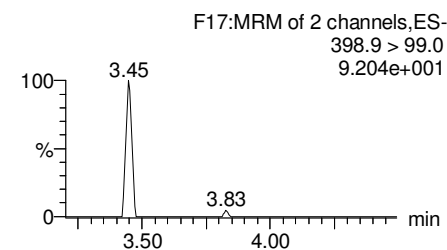
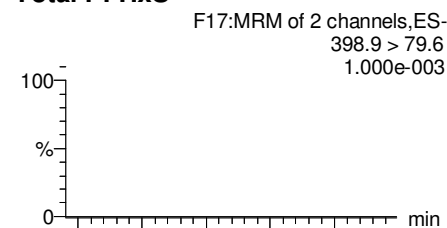
PFHxA



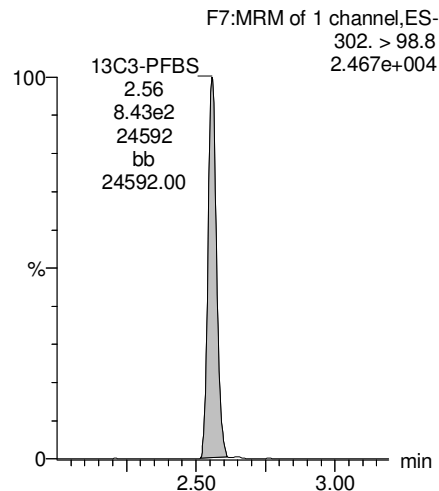
PFHpA



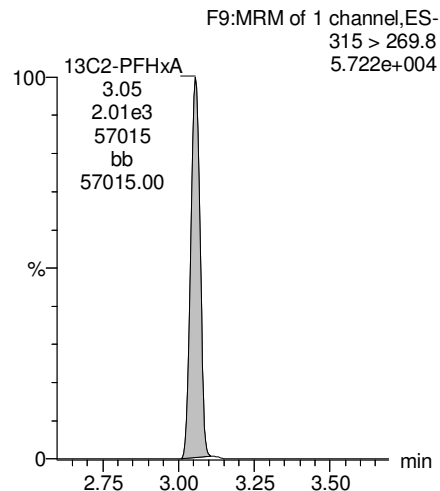
Total PFHxS



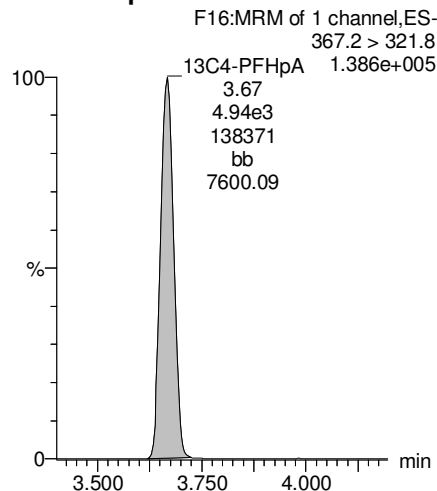
13C3-PFBS



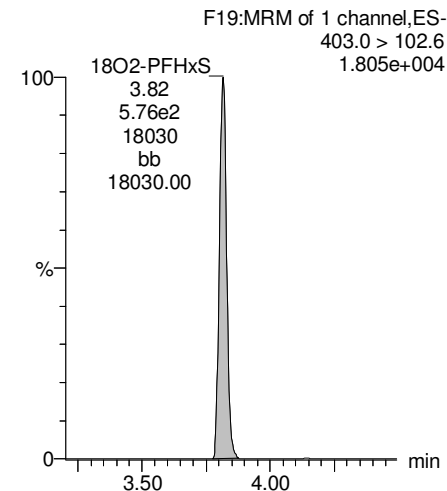
13C2-PFHxA



13C4-PFHpA



18O2-PFHxS



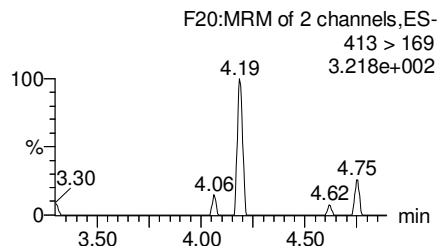
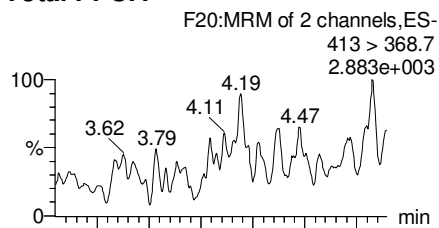
Dataset: F:\Projects\PFAS.PRO\Results\180221M1\180221M1-73_B.qld

Last Altered: Monday, February 26, 2018 13:52:51 Pacific Standard Time

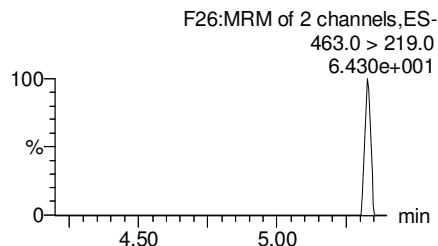
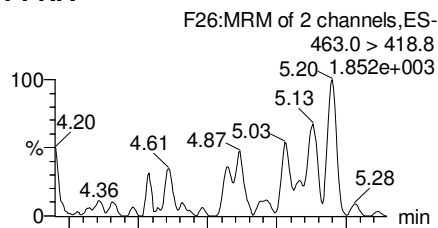
Printed: Monday, February 26, 2018 13:54:44 Pacific Standard Time

Name: 180221M1_73, Date: 22-Feb-2018, Time: 04:52:40, ID: 1800268-18 WI-AF-SB610P-3940-0118 1.22, Description: WI-AF-SB610P-3940-0118

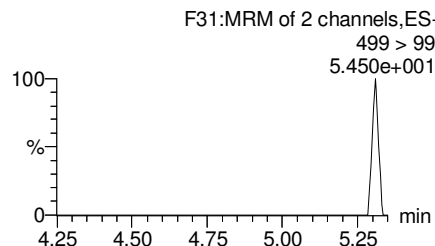
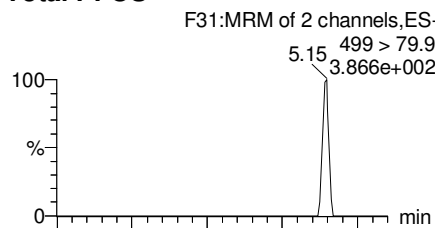
Total PFOA



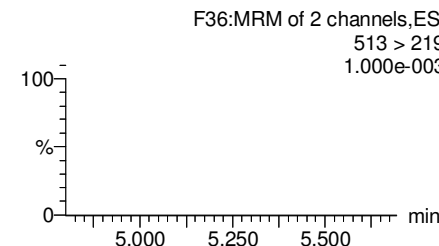
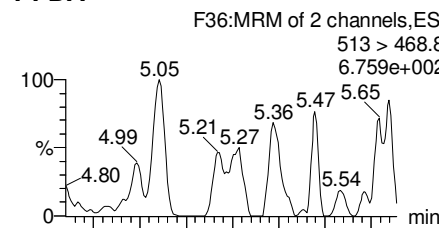
PFNA



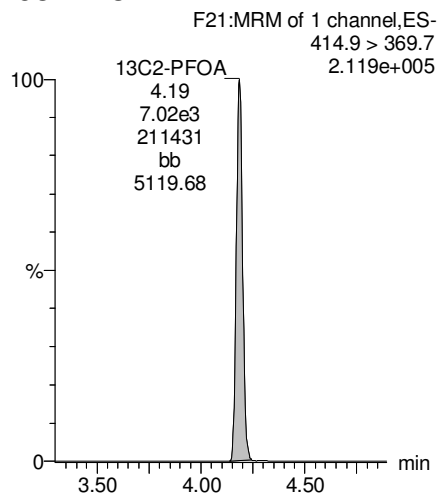
Total PFOS



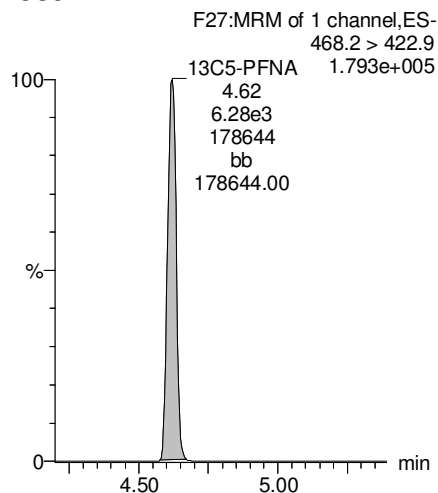
PFDA



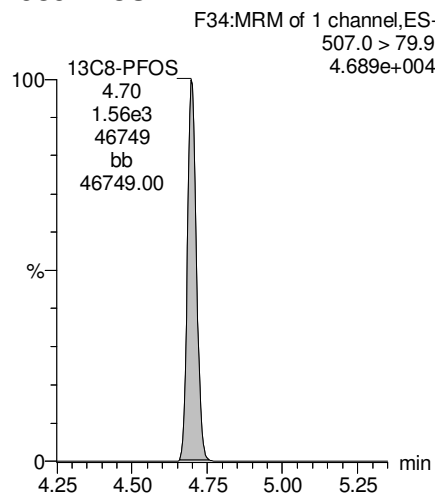
13C2-PFOA



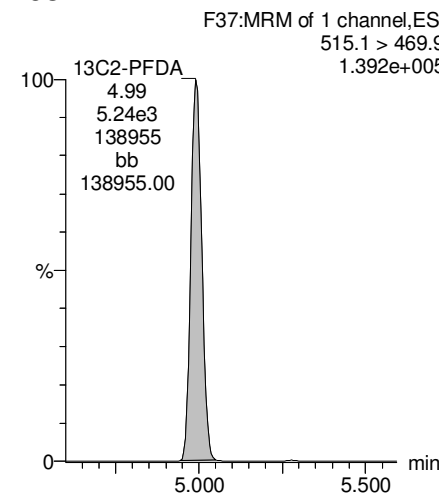
13C5-PFNA



13C8-PFOS



13C2-PFDA



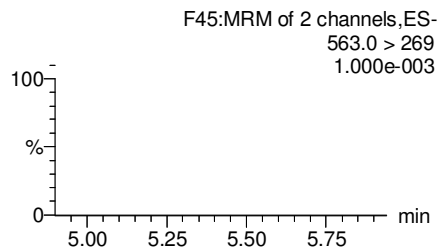
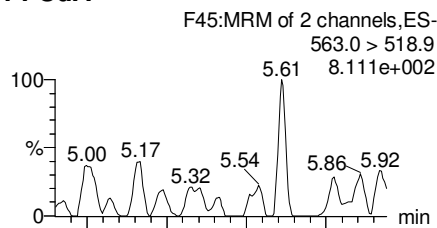
Dataset: F:\Projects\PFAS.PRO\Results\180221M1\180221M1-73_B.qld

Last Altered: Monday, February 26, 2018 13:52:51 Pacific Standard Time

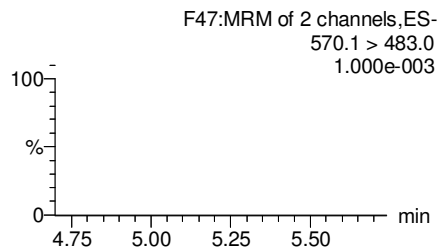
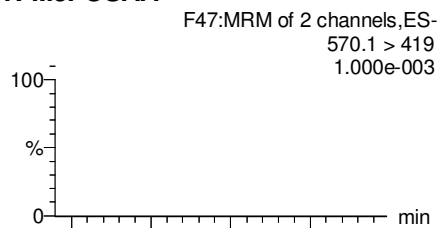
Printed: Monday, February 26, 2018 13:54:44 Pacific Standard Time

Name: 180221M1_73, Date: 22-Feb-2018, Time: 04:52:40, ID: 1800268-18 WI-AF-SB610P-3940-0118 1.22, Description: WI-AF-SB610P-3940-0118

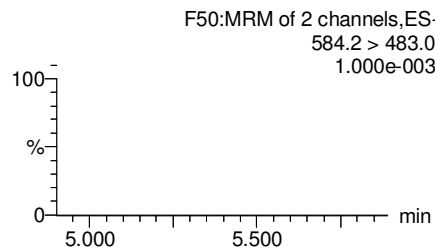
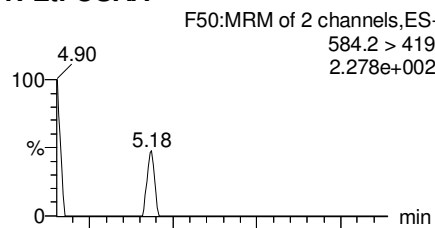
PFUdA



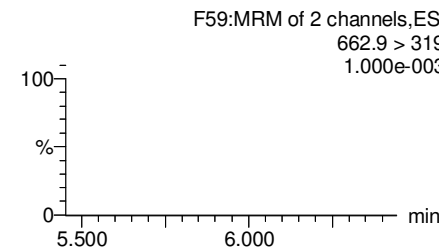
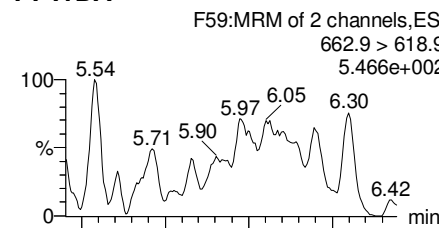
N-MeFOSAA



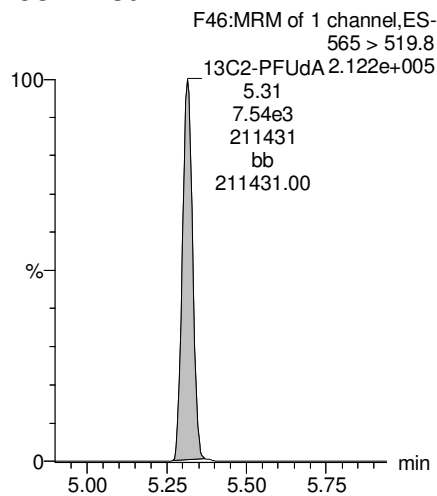
N-EtFOSAA



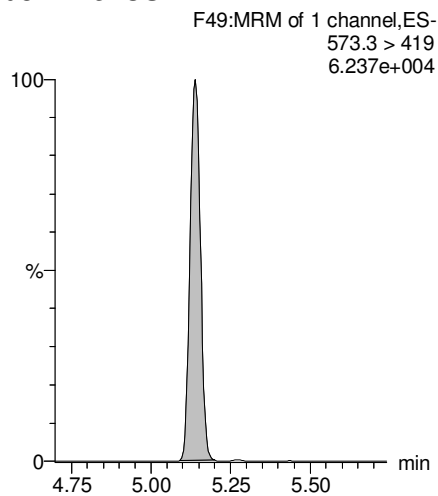
PFTrDA



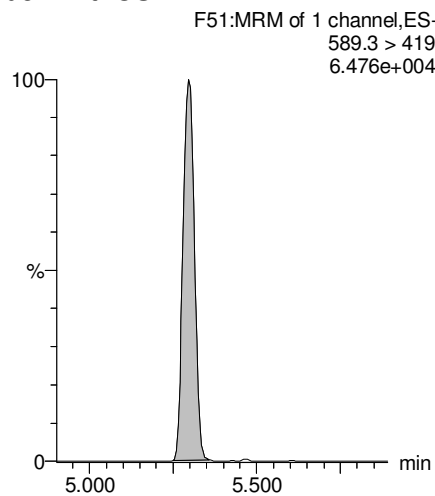
13C2-PFUdA



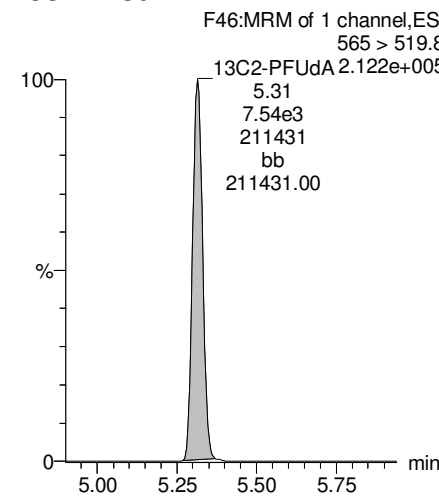
d3-N-MeFOSAA



d5-N-EtFOSAA



13C2-PFUdA



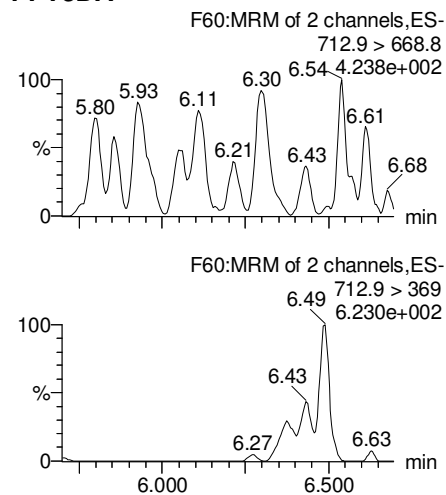
Dataset: F:\Projects\PFAS.PRO\Results\180221M1\180221M1-73_B.qld

Last Altered: Monday, February 26, 2018 13:52:51 Pacific Standard Time

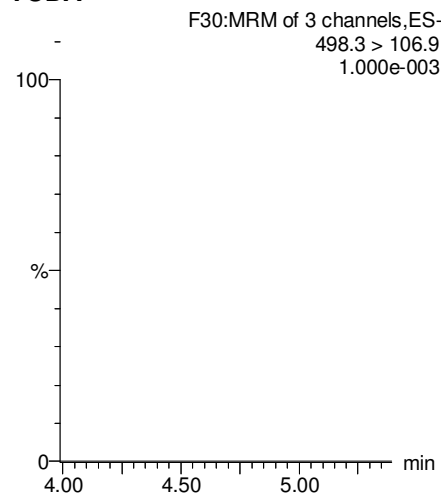
Printed: Monday, February 26, 2018 13:54:44 Pacific Standard Time

Name: 180221M1_73, Date: 22-Feb-2018, Time: 04:52:40, ID: 1800268-18 WI-AF-SB610P-3940-0118 1.22, Description: WI-AF-SB610P-3940-0118

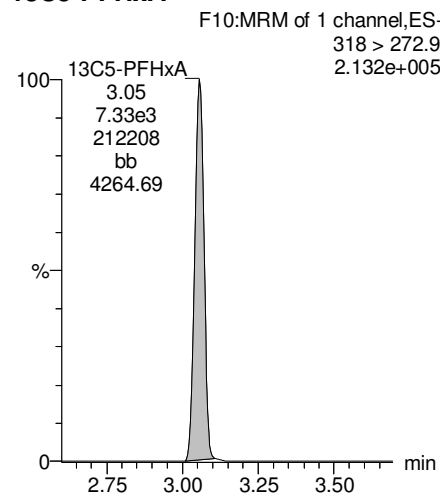
PFTeDA



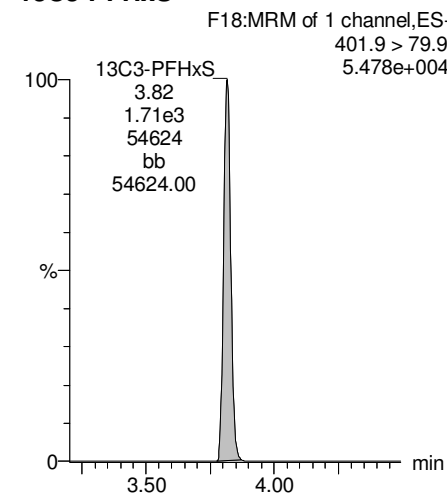
TCDA



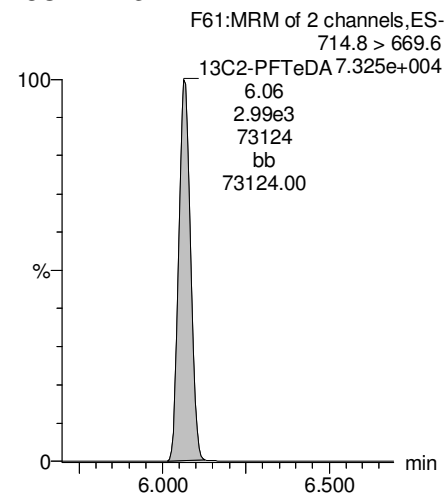
13C5-PFHxA



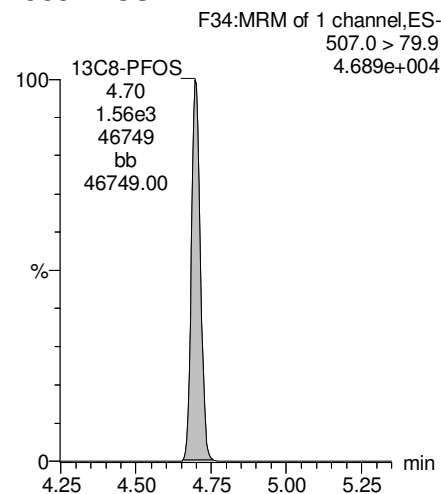
13C3-PFHxS



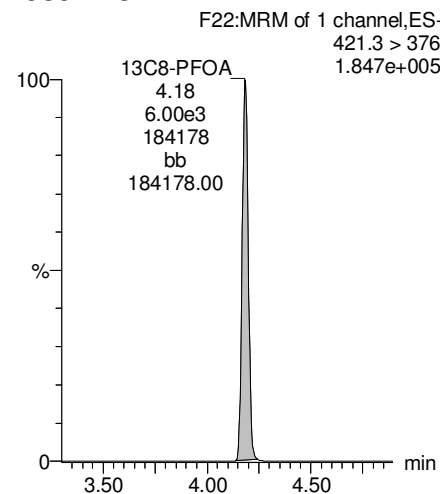
13C2-PFTeDA



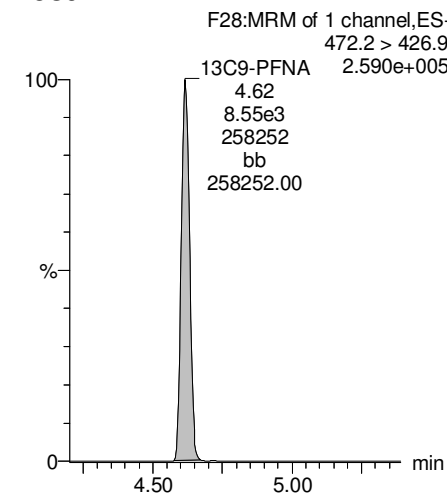
13C8-PFOS



13C8-PFOA



13C9-PFNA



Dataset: F:\Projects\PFAS.PRO\Results\180221M1\180221M1-73_B.qld

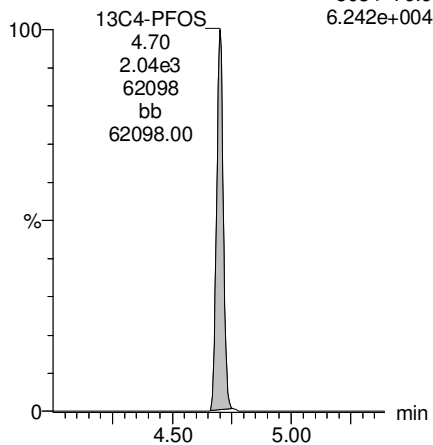
Last Altered: Monday, February 26, 2018 13:52:51 Pacific Standard Time

Printed: Monday, February 26, 2018 13:54:44 Pacific Standard Time

Name: 180221M1_73, Date: 22-Feb-2018, Time: 04:52:40, ID: 1800268-18 WI-AF-SB610P-3940-0118 1.22, Description: WI-AF-SB610P-3940-0118

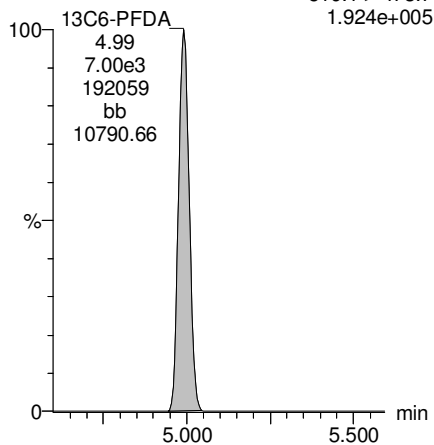
13C4-PFOS

F32:MRM of 1 channel,ES-
503 > 79.9
6.242e+004



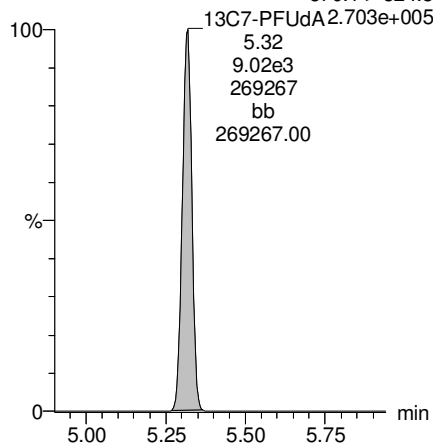
13C6-PFDA

F39:MRM of 1 channel,ES-
519.1 > 473.7
1.924e+005



13C7-PFUdA

F48:MRM of 1 channel,ES-
570.1 > 524.8
2.703e+005



Dataset: F:\Projects\PFAS.PRO\Results\180222M1\180222M1-33.qld

Last Altered: Monday, February 26, 2018 13:33:07 Pacific Standard Time

Printed: Monday, February 26, 2018 13:33:52 Pacific Standard Time

Method: F:\Projects\PFAS.PRO\MethDB\PFAS_FULL_80C_022218.mdb 23 Feb 2018 08:58:55

Calibration: F:\Projects\PFAS.PRO\CurveDB\C18_VAL-PFAS_Q4_02-22-18-FULL.cdb 23 Feb 2018 10:57:03

Name: 180222M1_33, Date: 22-Feb-2018, Time: 20:34:20, ID: 1800268-18 WI-AF-SB610P-3940-0118 1.22, Description: WI-AF-SB610P-3940-0118

	# Name	Trace	Area	IS Area	RRF	Divisor1	Pred.RT	RT	y Axis Resp.	Conc.	%Rec
1	25 PFDoA	612.9 > 569.0		6.95e3		1.0076	5.74				
2	48 13C2-PFDoA	615.0 > 569.7	6.95e3	1.03e4	0.832	1.0076	5.74	5.57	8.44	10.1	81.1
3	62 13C7-PFUdA	570.1 > 524.8	1.03e4	1.03e4	1.000	1.0076	5.46	5.28	12.5	12.4	100.0

Dataset: F:\Projects\PFAS.PRO\Results\180222M1\180222M1-33.qld

Last Altered: Monday, February 26, 2018 13:33:07 Pacific Standard Time

Printed: Monday, February 26, 2018 13:33:52 Pacific Standard Time

Method: F:\Projects\PFAS.PRO\MethDB\PFAS_FULL_80C_022218.mdb 23 Feb 2018 08:58:55

Calibration: F:\Projects\PFAS.PRO\CurveDB\C18_VAL-PFAS_Q4_02-22-18-FULL.cdb 23 Feb 2018 10:57:03

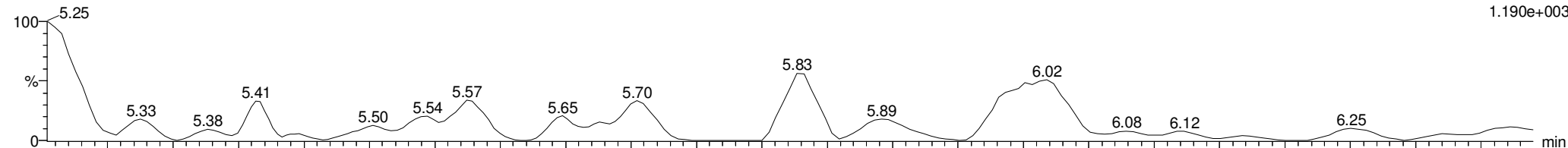
Name: 180222M1_33, Date: 22-Feb-2018, Time: 20:34:20, ID: 1800268-18 WI-AF-SB610P-3940-0118 1.22, Description: WI-AF-SB610P-3940-0118

PFD0A

180222M1_33 Smooth(Mn,1x2)

WI-AF-SB610P-3940-0118 1800268-18 WI-AF-SB610P-3940-0118 1.22

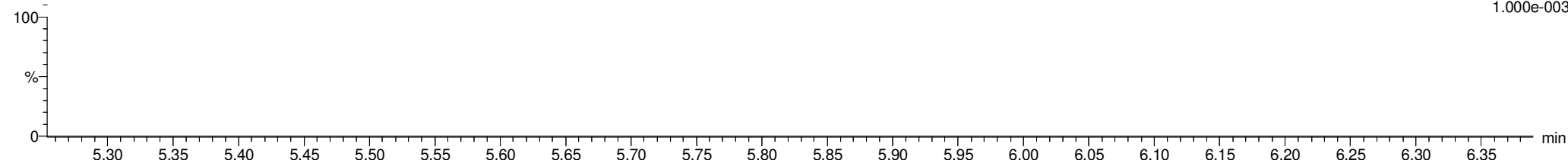
F53:MRM of 4 channels,ES-
612.9 > 569.0
1.190e+003



180222M1_33 Smooth(Mn,1x2)

WI-AF-SB610P-3940-0118 1800268-18 WI-AF-SB610P-3940-0118 1.22

F53:MRM of 4 channels,ES-
612.9 > 318.8
1.000e-003

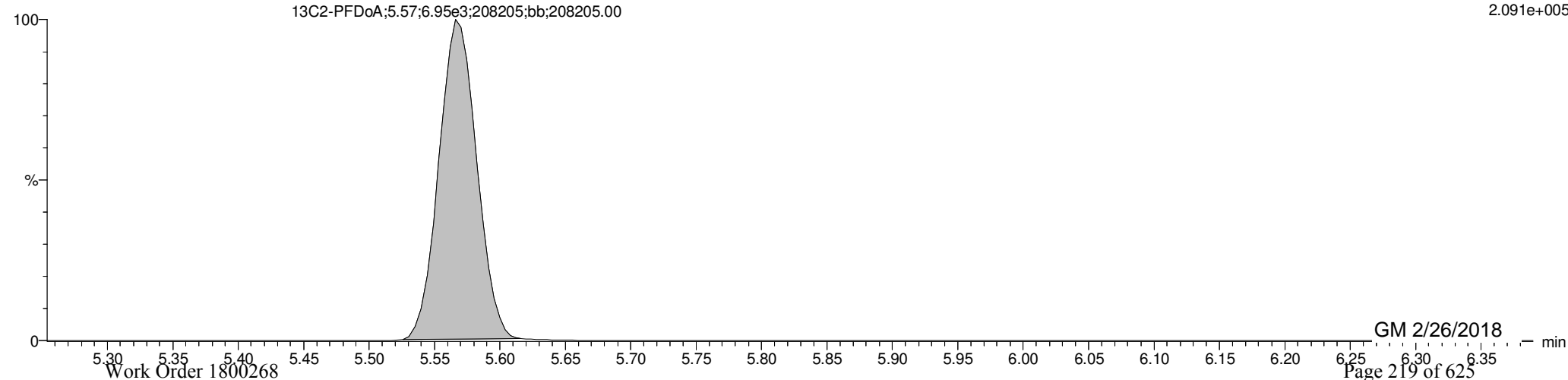


13C2-PFD0A

180222M1_33 Smooth(Mn,1x2)

WI-AF-SB610P-3940-0118 1800268-18 WI-AF-SB610P-3940-0118 1.22

F54:MRM of 2 channels,ES-
615.0 > 569.7
2.091e+005



Dataset: F:\Projects\PFAS.PRO\Results\180222M1\180222M1-33.qld

Last Altered: Monday, February 26, 2018 13:33:07 Pacific Standard Time

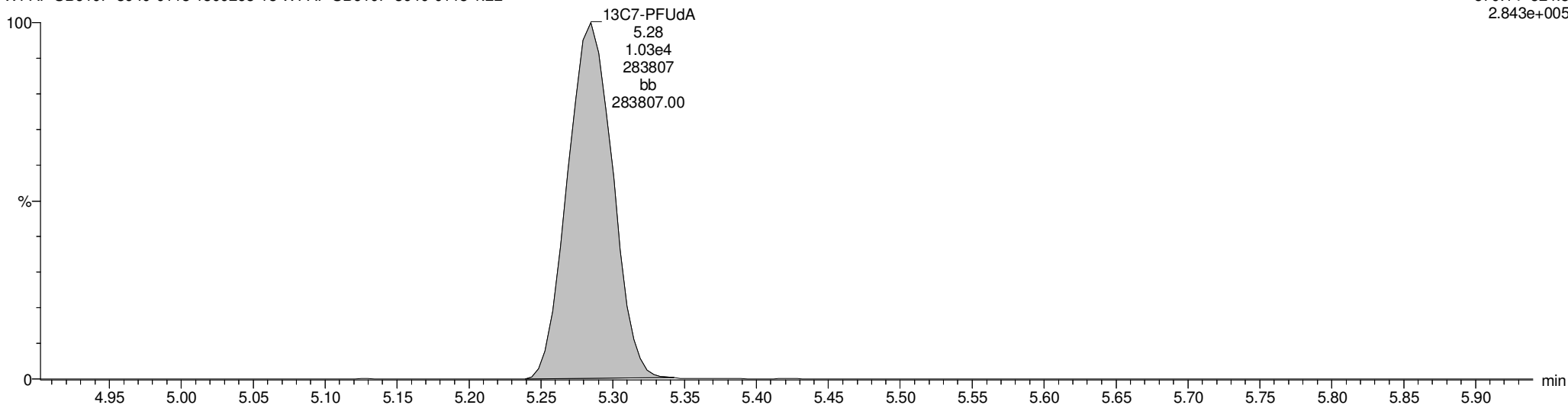
Printed: Monday, February 26, 2018 13:33:52 Pacific Standard Time

Name: 180222M1_33, Date: 22-Feb-2018, Time: 20:34:20, ID: 1800268-18 WI-AF-SB610P-3940-0118 1.22, Description: WI-AF-SB610P-3940-0118

13C7-PFUdA

180222M1_33 Smooth(Mn,1x2)
WI-AF-SB610P-3940-0118 1800268-18 WI-AF-SB610P-3940-0118 1.22

F48:MRM of 1 channel,ES-
570.1 > 524.8
2.843e+005



**INJECTION INTERNAL STANDARD (IIS) AREAS,
INSTRUMENT BLANKS (IB)
AND
CONTINUING CALIBRATION VERIFICATIONS (CCV)**

Dataset: Untitled

Last Altered: Thursday, February 22, 2018 14:56:59 Pacific Standard Time

Printed: Thursday, February 22, 2018 14:59:55 Pacific Standard Time

Method: F:\Projects\PFAS.PRO\MethDB\PFAS_RS-2-5-18.mdb 06 Feb 2018 10:46:28
Calibration: 22 Feb 2018 14:56:23

Name: 180221M1_9, Date: 21-Feb-2018, Time: 16:38:20, ID: ST180221M1-6 PFC CS3 18B0815, Description: PFC CS3 18B0815

	# Name	ID	Area	%Rec	Area Out
1	1 13C4-PFBA	ST180221M1-6 PFC CS3 18B0815	9.55e3	100.0	NO
2	2 13C5-PFHxA	ST180221M1-6 PFC CS3 18B0815	1.40e4	100.0	NO
3	3 13C3-PFHxS	ST180221M1-6 PFC CS3 18B0815	3.35e3	100.0	NO
4	4 13C8-PFOA	ST180221M1-6 PFC CS3 18B0815	1.20e4	100.0	NO
5	5 13C9-PFNA	ST180221M1-6 PFC CS3 18B0815	1.54e4	100.0	NO
6	6 13C4-PFOS	ST180221M1-6 PFC CS3 18B0815	3.53e3	100.0	NO
7	7 13C6-PFDA	ST180221M1-6 PFC CS3 18B0815	1.26e4	100.0	NO
8	8 13C7-PFUDa	ST180221M1-6 PFC CS3 18B0815	1.61e4	100.0	NO

Name: 180221M1_10, Date: 21-Feb-2018, Time: 16:49:50, ID: ST180221M1-7 PFC CS4 18B0816, Description: PFC CS4 18B0816

	# Name	ID	Area	%Rec	Area Out
1	1 13C4-PFBA	ST180221M1-7 PFC CS4 18B0816	9.48e3	99.3	NO
2	2 13C5-PFHxA	ST180221M1-7 PFC CS4 18B0816	1.43e4	102.2	NO
3	3 13C3-PFHxS	ST180221M1-7 PFC CS4 18B0816	3.37e3	100.5	NO
4	4 13C8-PFOA	ST180221M1-7 PFC CS4 18B0816	1.22e4	101.8	NO
5	5 13C9-PFNA	ST180221M1-7 PFC CS4 18B0816	1.50e4	97.7	NO
6	6 13C4-PFOS	ST180221M1-7 PFC CS4 18B0816	3.69e3	104.3	NO
7	7 13C6-PFDA	ST180221M1-7 PFC CS4 18B0816	1.57e4	124.6	NO
8	8 13C7-PFUDa	ST180221M1-7 PFC CS4 18B0816	1.40e4	87.4	NO

Name: 180221M1_11, Date: 21-Feb-2018, Time: 17:01:19, ID: ST180221M1-8 PFC CS5 18B0817, Description: PFC CS5 18B0817

	# Name	ID	Area	%Rec	Area Out
1	1 13C4-PFBA	ST180221M1-8 PFC CS5 18B0817	9.74e3	102.0	NO
2	2 13C5-PFHxA	ST180221M1-8 PFC CS5 18B0817	1.42e4	100.9	NO
3	3 13C3-PFHxS	ST180221M1-8 PFC CS5 18B0817	3.24e3	96.6	NO
4	4 13C8-PFOA	ST180221M1-8 PFC CS5 18B0817	1.22e4	101.4	NO
5	5 13C9-PFNA	ST180221M1-8 PFC CS5 18B0817	1.46e4	95.3	NO
6	6 13C4-PFOS	ST180221M1-8 PFC CS5 18B0817	3.31e3	93.6	NO
7	7 13C6-PFDA	ST180221M1-8 PFC CS5 18B0817	1.21e4	96.0	NO
8	8 13C7-PFUDa	ST180221M1-8 PFC CS5 18B0817	1.36e4	84.9	NO

Name: 180221M1_12, Date: 21-Feb-2018, Time: 17:12:48, ID: ST180221M1-9 PFC CS6 18B0818, Description: PFC CS6 18B0818

	# Name	ID	Area	%Rec	Area Out
1	1 13C4-PFBA	ST180221M1-9 PFC CS6 18B0818	9.00e3	94.2	NO
2	2 13C5-PFHxA	ST180221M1-9 PFC CS6 18B0818	1.42e4	101.3	NO
3	3 13C3-PFHxS	ST180221M1-9 PFC CS6 18B0818	3.30e3	98.5	NO
4	4 13C8-PFOA	ST180221M1-9 PFC CS6 18B0818	1.22e4	102.0	NO
5	5 13C9-PFNA	ST180221M1-9 PFC CS6 18B0818	1.07e4	69.9	NO
6	6 13C4-PFOS	ST180221M1-9 PFC CS6 18B0818	3.46e3	97.8	NO
7	7 13C6-PFDA	ST180221M1-9 PFC CS6 18B0818	1.28e4	101.3	NO
8	8 13C7-PFUDa	ST180221M1-9 PFC CS6 18B0818	1.21e4	75.1	NO

Dataset: Untitled

Last Altered: Thursday, February 22, 2018 14:56:59 Pacific Standard Time

Printed: Thursday, February 22, 2018 14:59:55 Pacific Standard Time

Name: 180221M1_13, Date: 21-Feb-2018, Time: 17:24:17, ID: ST180221M1-10 PFC CS7 18B0819, Description: PFC CS7 18B0819

	# Name	ID	Area	%Rec	Area Out
1	1 13C4-PFBA	ST180221M1-10 PFC CS7 18B0819	9.05e3	94.8	NO
2	2 13C5-PFHxA	ST180221M1-10 PFC CS7 18B0819	1.28e4	91.3	NO
3	3 13C3-PFHxS	ST180221M1-10 PFC CS7 18B0819	2.85e3	84.9	NO
4	4 13C8-PFOA	ST180221M1-10 PFC CS7 18B0819	1.02e4	85.4	NO
5	5 13C9-PFNA	ST180221M1-10 PFC CS7 18B0819	1.07e4	69.7	NO
6	6 13C4-PFOS	ST180221M1-10 PFC CS7 18B0819	2.81e3	79.5	NO
7	7 13C6-PFDA	ST180221M1-10 PFC CS7 18B0819	1.16e4	92.1	NO
8	8 13C7-PFUDa	ST180221M1-10 PFC CS7 18B0819	1.35e4	84.3	NO

Name: 180221M1_14, Date: 21-Feb-2018, Time: 17:35:46, ID: IPA, Description: IPA

	# Name	ID	Area	%Rec	Area Out
1	1 13C4-PFBA	IPA			NO
2	2 13C5-PFHxA	IPA			NO
3	3 13C3-PFHxS	IPA			NO
4	4 13C8-PFOA	IPA			NO
5	5 13C9-PFNA	IPA			NO
6	6 13C4-PFOS	IPA			NO
7	7 13C6-PFDA	IPA			NO
8	8 13C7-PFUDa	IPA	7.12e0	0.0	YES

Name: 180221M1_15, Date: 21-Feb-2018, Time: 17:47:16, ID: ICV180221M1-1 PFC ICV 18B0809, Description: PFC ICV 18B0809

	# Name	ID	Area	%Rec	Area Out
1	1 13C4-PFBA	ICV180221M1-1 PFC ICV 18B0809	1.01e4	106.2	NO
2	2 13C5-PFHxA	ICV180221M1-1 PFC ICV 18B0809	1.44e4	102.6	NO
3	3 13C3-PFHxS	ICV180221M1-1 PFC ICV 18B0809	3.71e3	110.8	NO
4	4 13C8-PFOA	ICV180221M1-1 PFC ICV 18B0809	1.28e4	106.7	NO
5	5 13C9-PFNA	ICV180221M1-1 PFC ICV 18B0809	1.41e4	91.9	NO
6	6 13C4-PFOS	ICV180221M1-1 PFC ICV 18B0809	3.67e3	103.8	NO
7	7 13C6-PFDA	ICV180221M1-1 PFC ICV 18B0809	1.27e4	100.5	NO
8	8 13C7-PFUDa	ICV180221M1-1 PFC ICV 18B0809	1.72e4	107.3	NO

Name: 180221M1_16, Date: 21-Feb-2018, Time: 17:58:45, ID: IPA, Description: IPA

	# Name	ID	Area	%Rec	Area Out
1	1 13C4-PFBA	IPA			NO
2	2 13C5-PFHxA	IPA			NO
3	3 13C3-PFHxS	IPA			NO
4	4 13C8-PFOA	IPA			NO
5	5 13C9-PFNA	IPA	5.80e0	0.0	YES
6	6 13C4-PFOS	IPA			NO
7	7 13C6-PFDA	IPA			NO
8	8 13C7-PFUDa	IPA			NO

Dataset: Untitled

Last Altered: Thursday, February 22, 2018 14:56:59 Pacific Standard Time

Printed: Thursday, February 22, 2018 14:59:55 Pacific Standard Time

Name: 180221M1_17, Date: 21-Feb-2018, Time: 18:10:17, ID: 1702096-01@5X 980560360 3, Description: 980560360

	# Name	ID	Area	%Rec	Area Out
1	1 13C4-PFBA	1702096-01@5X 980560360 3	7.45e3	78.0	NO
2	2 13C5-PFHxA	1702096-01@5X 980560360 3	9.49e3	67.6	NO
3	3 13C3-PFHxS	1702096-01@5X 980560360 3	2.96e3	88.2	NO
4	4 13C8-PFOA	1702096-01@5X 980560360 3	7.86e3	65.6	NO
5	5 13C9-PFNA	1702096-01@5X 980560360 3	7.65e3	49.8	YES
6	6 13C4-PFOS	1702096-01@5X 980560360 3	3.04e3	85.9	NO
7	7 13C6-PFDA	1702096-01@5X 980560360 3	8.60e3	68.3	NO
8	8 13C7-PFUdA	1702096-01@5X 980560360 3	1.05e4	65.3	NO

Name: 180221M1_18, Date: 21-Feb-2018, Time: 18:21:41, ID: B8B0043-BS1 OPR 0.25, Description: OPR

	# Name	ID	Area	%Rec	Area Out
1	1 13C4-PFBA	B8B0043-BS1 OPR 0.25	6.69e3	70.1	NO
2	2 13C5-PFHxA	B8B0043-BS1 OPR 0.25	8.91e3	63.5	NO
3	3 13C3-PFHxS	B8B0043-BS1 OPR 0.25	2.43e3	72.5	NO
4	4 13C8-PFOA	B8B0043-BS1 OPR 0.25	8.35e3	69.7	NO
5	5 13C9-PFNA	B8B0043-BS1 OPR 0.25	8.60e3	55.9	NO
6	6 13C4-PFOS	B8B0043-BS1 OPR 0.25	2.25e3	63.6	NO
7	7 13C6-PFDA	B8B0043-BS1 OPR 0.25	9.59e3	76.1	NO
8	8 13C7-PFUdA	B8B0043-BS1 OPR 0.25	1.08e4	67.0	NO

Name: 180221M1_19, Date: 21-Feb-2018, Time: 18:33:08, ID: B8B0043-BSD1 LCSD 0.25, Description: LCSD

	# Name	ID	Area	%Rec	Area Out
1	1 13C4-PFBA	B8B0043-BSD1 LCSD 0.25	7.16e3	75.0	NO
2	2 13C5-PFHxA	B8B0043-BSD1 LCSD 0.25	9.14e3	65.1	NO
3	3 13C3-PFHxS	B8B0043-BSD1 LCSD 0.25	2.47e3	73.7	NO
4	4 13C8-PFOA	B8B0043-BSD1 LCSD 0.25	8.71e3	72.6	NO
5	5 13C9-PFNA	B8B0043-BSD1 LCSD 0.25	1.01e4	65.5	NO
6	6 13C4-PFOS	B8B0043-BSD1 LCSD 0.25	2.45e3	69.4	NO
7	7 13C6-PFDA	B8B0043-BSD1 LCSD 0.25	1.13e4	89.7	NO
8	8 13C7-PFUdA	B8B0043-BSD1 LCSD 0.25	9.05e3	56.4	NO

Name: 180221M1_20, Date: 21-Feb-2018, Time: 18:44:35, ID: B8B0043-BLK1 Method Blank 0.25, Description: Method Blank

	# Name	ID	Area	%Rec	Area Out
1	1 13C4-PFBA	B8B0043-BLK1 Method Blank 0.25	6.95e3	72.8	NO
2	2 13C5-PFHxA	B8B0043-BLK1 Method Blank 0.25	8.03e3	57.2	NO
3	3 13C3-PFHxS	B8B0043-BLK1 Method Blank 0.25	2.20e3	65.7	NO
4	4 13C8-PFOA	B8B0043-BLK1 Method Blank 0.25	7.96e3	66.4	NO
5	5 13C9-PFNA	B8B0043-BLK1 Method Blank 0.25	8.10e3	52.7	NO
6	6 13C4-PFOS	B8B0043-BLK1 Method Blank 0.25	2.06e3	58.2	NO
7	7 13C6-PFDA	B8B0043-BLK1 Method Blank 0.25	7.73e3	61.3	NO
8	8 13C7-PFUdA	B8B0043-BLK1 Method Blank 0.25	8.30e3	51.7	NO

Dataset: Untitled

Last Altered: Thursday, February 22, 2018 14:56:59 Pacific Standard Time

Printed: Thursday, February 22, 2018 14:59:55 Pacific Standard Time

Name: 180221M1_21, Date: 21-Feb-2018, Time: 18:56:02, ID: 1800250-01 GW0509180130RAP 0.25986, Description: GW0509180130RAP

	#	Name	ID	Area	%Rec	Area Out
1	1	13C4-PFBA	1800250-01 GW0509180130RAP 0.259...	8.56e3	89.6	NO
2	2	13C5-PFHxA	1800250-01 GW0509180130RAP 0.259...	9.53e3	67.9	NO
3	3	13C3-PFHxS	1800250-01 GW0509180130RAP 0.259...	2.52e3	75.1	NO
4	4	13C8-PFOA	1800250-01 GW0509180130RAP 0.259...	7.84e3	65.4	NO
5	5	13C9-PFNA	1800250-01 GW0509180130RAP 0.259...	8.76e3	57.0	NO
6	6	13C4-PFOS	1800250-01 GW0509180130RAP 0.259...	2.38e3	67.3	NO
7	7	13C6-PFDA	1800250-01 GW0509180130RAP 0.259...	8.77e3	69.6	NO
8	8	13C7-PFUDa	1800250-01 GW0509180130RAP 0.259...	1.01e4	62.8	NO

Name: 180221M1_22, Date: 21-Feb-2018, Time: 19:07:32, ID: 1800250-02 GW1519180130RAP 0.26483, Description: GW1519180130RAP

	#	Name	ID	Area	%Rec	Area Out
1	1	13C4-PFBA	1800250-02 GW1519180130RAP 0.264...	8.29e3	86.7	NO
2	2	13C5-PFHxA	1800250-02 GW1519180130RAP 0.264...	9.33e3	66.5	NO
3	3	13C3-PFHxS	1800250-02 GW1519180130RAP 0.264...	3.00e3	89.5	NO
4	4	13C8-PFOA	1800250-02 GW1519180130RAP 0.264...	9.16e3	76.4	NO
5	5	13C9-PFNA	1800250-02 GW1519180130RAP 0.264...	1.01e4	65.4	NO
6	6	13C4-PFOS	1800250-02 GW1519180130RAP 0.264...	2.68e3	75.8	NO
7	7	13C6-PFDA	1800250-02 GW1519180130RAP 0.264...	1.08e4	85.6	NO
8	8	13C7-PFUDa	1800250-02 GW1519180130RAP 0.264...	1.26e4	78.4	NO

Name: 180221M1_23, Date: 21-Feb-2018, Time: 19:19:01, ID: 1800250-03 GW2529180130RAP 0.26364, Description: GW2529180130RAP

	#	Name	ID	Area	%Rec	Area Out
1	1	13C4-PFBA	1800250-03 GW2529180130RAP 0.263...	8.03e3	84.1	NO
2	2	13C5-PFHxA	1800250-03 GW2529180130RAP 0.263...	1.02e4	72.6	NO
3	3	13C3-PFHxS	1800250-03 GW2529180130RAP 0.263...	3.08e3	92.0	NO
4	4	13C8-PFOA	1800250-03 GW2529180130RAP 0.263...	9.20e3	76.7	NO
5	5	13C9-PFNA	1800250-03 GW2529180130RAP 0.263...	1.09e4	70.9	NO
6	6	13C4-PFOS	1800250-03 GW2529180130RAP 0.263...	3.16e3	89.3	NO
7	7	13C6-PFDA	1800250-03 GW2529180130RAP 0.263...	1.14e4	90.3	NO
8	8	13C7-PFUDa	1800250-03 GW2529180130RAP 0.263...	1.26e4	78.1	NO

Name: 180221M1_24, Date: 21-Feb-2018, Time: 19:30:31, ID: 1800250-04 GW3741180131RAP 0.26062, Description: GW3741180131RAP

	#	Name	ID	Area	%Rec	Area Out
1	1	13C4-PFBA	1800250-04 GW3741180131RAP 0.260...	6.72e3	70.4	NO
2	2	13C5-PFHxA	1800250-04 GW3741180131RAP 0.260...	7.80e3	55.6	NO
3	3	13C3-PFHxS	1800250-04 GW3741180131RAP 0.260...	2.75e3	82.0	NO
4	4	13C8-PFOA	1800250-04 GW3741180131RAP 0.260...	6.76e3	56.3	NO
5	5	13C9-PFNA	1800250-04 GW3741180131RAP 0.260...	8.48e3	55.2	NO
6	6	13C4-PFOS	1800250-04 GW3741180131RAP 0.260...	2.84e3	80.5	NO
7	7	13C6-PFDA	1800250-04 GW3741180131RAP 0.260...	8.76e3	69.5	NO
8	8	13C7-PFUDa	1800250-04 GW3741180131RAP 0.260...	1.09e4	67.7	NO

Dataset: Untitled

Last Altered: Thursday, February 22, 2018 14:56:59 Pacific Standard Time

Printed: Thursday, February 22, 2018 14:59:55 Pacific Standard Time

Name: 180221M1_25, Date: 21-Feb-2018, Time: 19:42:00, ID: 1800250-05 GW0610180131RAP 0.26466, Description: GW0610180131RAP

	# Name	ID	Area	%Rec	Area Out
1	1 13C4-PFBA	1800250-05 GW0610180131RAP 0.264...	7.59e3	79.5	NO
2	2 13C5-PFHxA	1800250-05 GW0610180131RAP 0.264...	9.73e3	69.4	NO
3	3 13C3-PFHxS	1800250-05 GW0610180131RAP 0.264...	2.96e3	88.3	NO
4	4 13C8-PFOA	1800250-05 GW0610180131RAP 0.264...	8.59e3	71.6	NO
5	5 13C9-PFNA	1800250-05 GW0610180131RAP 0.264...	9.18e3	59.7	NO
6	6 13C4-PFOS	1800250-05 GW0610180131RAP 0.264...	2.75e3	77.8	NO
7	7 13C6-PFDA	1800250-05 GW0610180131RAP 0.264...	8.30e3	65.9	NO
8	8 13C7-PFUDa	1800250-05 GW0610180131RAP 0.264...	1.02e4	63.7	NO

Name: 180221M1_26, Date: 21-Feb-2018, Time: 19:53:29, ID: 1800250-06 GW1620180131RAP 0.26655, Description: GW1620180131RAP

	# Name	ID	Area	%Rec	Area Out
1	1 13C4-PFBA	1800250-06 GW1620180131RAP 0.266...	7.73e3	80.9	NO
2	2 13C5-PFHxA	1800250-06 GW1620180131RAP 0.266...	9.23e3	65.8	NO
3	3 13C3-PFHxS	1800250-06 GW1620180131RAP 0.266...	2.85e3	84.9	NO
4	4 13C8-PFOA	1800250-06 GW1620180131RAP 0.266...	8.03e3	66.9	NO
5	5 13C9-PFNA	1800250-06 GW1620180131RAP 0.266...	8.57e3	55.8	NO
6	6 13C4-PFOS	1800250-06 GW1620180131RAP 0.266...	2.71e3	76.8	NO
7	7 13C6-PFDA	1800250-06 GW1620180131RAP 0.266...	9.18e3	72.9	NO
8	8 13C7-PFUDa	1800250-06 GW1620180131RAP 0.266...	1.06e4	66.0	NO

Name: 180221M1_27, Date: 21-Feb-2018, Time: 20:04:59, ID: 1800250-07 FD-GW1620180131RAP 0.26758, Description: FD-GW1620180131RAP

	# Name	ID	Area	%Rec	Area Out
1	1 13C4-PFBA	1800250-07 FD-GW1620180131RAP 0....	6.62e3	69.3	NO
2	2 13C5-PFHxA	1800250-07 FD-GW1620180131RAP 0....	6.86e3	48.9	YES
3	3 13C3-PFHxS	1800250-07 FD-GW1620180131RAP 0....	2.45e3	73.0	NO
4	4 13C8-PFOA	1800250-07 FD-GW1620180131RAP 0....	8.07e3	67.3	NO
5	5 13C9-PFNA	1800250-07 FD-GW1620180131RAP 0....	8.07e3	52.5	NO
6	6 13C4-PFOS	1800250-07 FD-GW1620180131RAP 0....	2.53e3	71.6	NO
7	7 13C6-PFDA	1800250-07 FD-GW1620180131RAP 0....	8.65e3	68.7	NO
8	8 13C7-PFUDa	1800250-07 FD-GW1620180131RAP 0....	9.66e3	60.2	NO

Name: 180221M1_28, Date: 21-Feb-2018, Time: 20:16:28, ID: 1800250-08 GW2529180131RAP 0.26581, Description: GW2529180131RAP

	# Name	ID	Area	%Rec	Area Out
1	1 13C4-PFBA	1800250-08 GW2529180131RAP 0.265...	5.51e3	57.7	NO
2	2 13C5-PFHxA	1800250-08 GW2529180131RAP 0.265...	7.97e3	56.8	NO
3	3 13C3-PFHxS	1800250-08 GW2529180131RAP 0.265...	2.44e3	72.9	NO
4	4 13C8-PFOA	1800250-08 GW2529180131RAP 0.265...	6.64e3	55.3	NO
5	5 13C9-PFNA	1800250-08 GW2529180131RAP 0.265...	7.40e3	48.1	YES
6	6 13C4-PFOS	1800250-08 GW2529180131RAP 0.265...	2.58e3	73.0	NO
7	7 13C6-PFDA	1800250-08 GW2529180131RAP 0.265...	7.12e3	56.5	NO
8	8 13C7-PFUDa	1800250-08 GW2529180131RAP 0.265...	1.17e4	72.7	NO

Dataset: Untitled

Last Altered: Thursday, February 22, 2018 14:56:59 Pacific Standard Time
Printed: Thursday, February 22, 2018 14:59:55 Pacific Standard Time

Name: 180221M1_29, Date: 21-Feb-2018, Time: 20:27:57, ID: 1800250-09 GW3640180201RAP 0.26404, Description: GW3640180201RAP

	# Name	ID	Area	%Rec	Area Out
1	1 13C4-PFBA	1800250-09 GW3640180201RAP 0.264...	7.74e3	81.1	NO
2	2 13C5-PFHxA	1800250-09 GW3640180201RAP 0.264...	8.60e3	61.3	NO
3	3 13C3-PFHxS	1800250-09 GW3640180201RAP 0.264...	2.38e3	70.8	NO
4	4 13C8-PFOA	1800250-09 GW3640180201RAP 0.264...	7.42e3	61.9	NO
5	5 13C9-PFNA	1800250-09 GW3640180201RAP 0.264...	7.11e3	46.3	YES
6	6 13C4-PFOS	1800250-09 GW3640180201RAP 0.264...	2.67e3	75.6	NO
7	7 13C6-PFDA	1800250-09 GW3640180201RAP 0.264...	7.85e3	62.3	NO
8	8 13C7-PFUdA	1800250-09 GW3640180201RAP 0.264...	1.10e4	68.5	NO

Name: 180221M1_30, Date: 21-Feb-2018, Time: 20:39:27, ID: IPA, Description: IPA

	# Name	ID	Area	%Rec	Area Out
1	1 13C4-PFBA	IPA			NO
2	2 13C5-PFHxA	IPA			NO
3	3 13C3-PFHxS	IPA			NO
4	4 13C8-PFOA	IPA			NO
5	5 13C9-PFNA	IPA			NO
6	6 13C4-PFOS	IPA			NO
7	7 13C6-PFDA	IPA			NO
8	8 13C7-PFUdA	IPA			NO

Name: 180221M1_31, Date: 21-Feb-2018, Time: 20:50:56, ID: ST180221M1-11 PFC CS3 18B0815, Description: PFC CS3 18B0815

	# Name	ID	Area	%Rec	Area Out
1	1 13C4-PFBA	ST180221M1-11 PFC CS3 18B0815	9.06e3	94.8	NO
2	2 13C5-PFHxA	ST180221M1-11 PFC CS3 18B0815	1.56e4	111.0	NO
3	3 13C3-PFHxS	ST180221M1-11 PFC CS3 18B0815	3.60e3	107.4	NO
4	4 13C8-PFOA	ST180221M1-11 PFC CS3 18B0815	1.30e4	108.2	NO
5	5 13C9-PFNA	ST180221M1-11 PFC CS3 18B0815	1.29e4	84.2	NO
6	6 13C4-PFOS	ST180221M1-11 PFC CS3 18B0815	2.89e3	81.6	NO
7	7 13C6-PFDA	ST180221M1-11 PFC CS3 18B0815	1.26e4	100.4	NO
8	8 13C7-PFUdA	ST180221M1-11 PFC CS3 18B0815	1.48e4	92.4	NO

Name: 180221M1_32, Date: 21-Feb-2018, Time: 21:02:26, ID: IPA, Description: IPA

	# Name	ID	Area	%Rec	Area Out
1	1 13C4-PFBA	IPA			NO
2	2 13C5-PFHxA	IPA			NO
3	3 13C3-PFHxS	IPA			NO
4	4 13C8-PFOA	IPA			NO
5	5 13C9-PFNA	IPA			NO
6	6 13C4-PFOS	IPA			NO
7	7 13C6-PFDA	IPA			NO
8	8 13C7-PFUdA	IPA			NO

Dataset: Untitled

Last Altered: Thursday, February 22, 2018 14:56:59 Pacific Standard Time
Printed: Thursday, February 22, 2018 14:59:55 Pacific Standard Time

Name: 180221M1_33, Date: 21-Feb-2018, Time: 21:13:55, ID: 1800264-01 GW4650180201RAP 0.25714, Description: GW4650180201RAP

	# Name	ID	Area	%Rec	Area Out
1	1 13C4-PFBA	1800264-01 GW4650180201RAP 0.257...	7.43e3	77.8	NO
2	2 13C5-PFHxA	1800264-01 GW4650180201RAP 0.257...	9.68e3	69.0	NO
3	3 13C3-PFHxS	1800264-01 GW4650180201RAP 0.257...	2.27e3	67.8	NO
4	4 13C8-PFOA	1800264-01 GW4650180201RAP 0.257...	7.57e3	63.1	NO
5	5 13C9-PFNA	1800264-01 GW4650180201RAP 0.257...	7.54e3	49.0	YES
6	6 13C4-PFOS	1800264-01 GW4650180201RAP 0.257...	2.44e3	69.0	NO
7	7 13C6-PFDA	1800264-01 GW4650180201RAP 0.257...	9.63e3	76.5	NO
8	8 13C7-PFUDa	1800264-01 GW4650180201RAP 0.257...	1.14e4	71.1	NO

Name: 180221M1_34, Date: 21-Feb-2018, Time: 21:25:22, ID: 1800269-01 WI-AF-FB-010518 0.11996, Description: WI-AF-FB-010518

	# Name	ID	Area	%Rec	Area Out
1	1 13C4-PFBA	1800269-01 WI-AF-FB-010518 0.11996	7.69e3	80.5	NO
2	2 13C5-PFHxA	1800269-01 WI-AF-FB-010518 0.11996	1.01e4	72.0	NO
3	3 13C3-PFHxS	1800269-01 WI-AF-FB-010518 0.11996	2.91e3	86.9	NO
4	4 13C8-PFOA	1800269-01 WI-AF-FB-010518 0.11996	7.89e3	65.7	NO
5	5 13C9-PFNA	1800269-01 WI-AF-FB-010518 0.11996	1.03e4	67.1	NO
6	6 13C4-PFOS	1800269-01 WI-AF-FB-010518 0.11996	2.61e3	73.8	NO
7	7 13C6-PFDA	1800269-01 WI-AF-FB-010518 0.11996	9.61e3	76.3	NO
8	8 13C7-PFUDa	1800269-01 WI-AF-FB-010518 0.11996	9.11e3	56.7	NO

Name: 180221M1_35, Date: 21-Feb-2018, Time: 21:36:51, ID: 1800269-02 WI-AF-EB01-SO-0118 0.11331, Description: WI-AF-EB01-SO-0118

	# Name	ID	Area	%Rec	Area Out
1	1 13C4-PFBA	1800269-02 WI-AF-EB01-SO-0118 0.11...	7.30e3	76.4	NO
2	2 13C5-PFHxA	1800269-02 WI-AF-EB01-SO-0118 0.11...	9.03e3	64.4	NO
3	3 13C3-PFHxS	1800269-02 WI-AF-EB01-SO-0118 0.11...	2.89e3	86.2	NO
4	4 13C8-PFOA	1800269-02 WI-AF-EB01-SO-0118 0.11...	8.81e3	73.5	NO
5	5 13C9-PFNA	1800269-02 WI-AF-EB01-SO-0118 0.11...	7.37e3	48.0	YES
6	6 13C4-PFOS	1800269-02 WI-AF-EB01-SO-0118 0.11...	2.90e3	82.0	NO
7	7 13C6-PFDA	1800269-02 WI-AF-EB01-SO-0118 0.11...	8.08e3	64.1	NO
8	8 13C7-PFUDa	1800269-02 WI-AF-EB01-SO-0118 0.11...	8.87e3	55.2	NO

Name: 180221M1_36, Date: 21-Feb-2018, Time: 21:48:20, ID: 1800269-03 WI-AF-FB-010718 0.11871, Description: WI-AF-FB-010718

	# Name	ID	Area	%Rec	Area Out
1	1 13C4-PFBA	1800269-03 WI-AF-FB-010718 0.11871	7.21e3	75.5	NO
2	2 13C5-PFHxA	1800269-03 WI-AF-FB-010718 0.11871	9.28e3	66.1	NO
3	3 13C3-PFHxS	1800269-03 WI-AF-FB-010718 0.11871	2.49e3	74.2	NO
4	4 13C8-PFOA	1800269-03 WI-AF-FB-010718 0.11871	7.65e3	63.8	NO
5	5 13C9-PFNA	1800269-03 WI-AF-FB-010718 0.11871	9.53e3	62.0	NO
6	6 13C4-PFOS	1800269-03 WI-AF-FB-010718 0.11871	2.34e3	66.3	NO
7	7 13C6-PFDA	1800269-03 WI-AF-FB-010718 0.11871	9.39e3	74.5	NO
8	8 13C7-PFUDa	1800269-03 WI-AF-FB-010718 0.11871	9.93e3	61.8	NO

Dataset: Untitled

Last Altered: Thursday, February 22, 2018 14:56:59 Pacific Standard Time

Printed: Thursday, February 22, 2018 14:59:55 Pacific Standard Time

Name: 180221M1_37, Date: 21-Feb-2018, Time: 21:59:49, ID: 1800269-04 WI-AF-EB02-SO-0118 0.09189, Description: WI-AF-EB02-SO-0118

	# Name	ID	Area	%Rec	Area Out
1	1 13C4-PFBA	1800269-04 WI-AF-EB02-SO-0118 0.09...	8.02e3	83.9	NO
2	2 13C5-PFHxA	1800269-04 WI-AF-EB02-SO-0118 0.09...	8.70e3	62.0	NO
3	3 13C3-PFHxS	1800269-04 WI-AF-EB02-SO-0118 0.09...	2.46e3	73.5	NO
4	4 13C8-PFOA	1800269-04 WI-AF-EB02-SO-0118 0.09...	7.70e3	64.2	NO
5	5 13C9-PFNA	1800269-04 WI-AF-EB02-SO-0118 0.09...	9.03e3	58.7	NO
6	6 13C4-PFOS	1800269-04 WI-AF-EB02-SO-0118 0.09...	2.03e3	57.3	NO
7	7 13C6-PFDA	1800269-04 WI-AF-EB02-SO-0118 0.09...	9.20e3	73.0	NO
8	8 13C7-PFUDa	1800269-04 WI-AF-EB02-SO-0118 0.09...	1.04e4	65.0	NO

Name: 180221M1_38, Date: 21-Feb-2018, Time: 22:11:16, ID: 1800269-05 WI-AF-FB-011018 0.11822, Description: WI-AF-FB-011018

	# Name	ID	Area	%Rec	Area Out
1	1 13C4-PFBA	1800269-05 WI-AF-FB-011018 0.11822	7.57e3	79.2	NO
2	2 13C5-PFHxA	1800269-05 WI-AF-FB-011018 0.11822	9.32e3	66.4	NO
3	3 13C3-PFHxS	1800269-05 WI-AF-FB-011018 0.11822	2.35e3	70.2	NO
4	4 13C8-PFOA	1800269-05 WI-AF-FB-011018 0.11822	7.64e3	63.7	NO
5	5 13C9-PFNA	1800269-05 WI-AF-FB-011018 0.11822	1.02e4	66.1	NO
6	6 13C4-PFOS	1800269-05 WI-AF-FB-011018 0.11822	2.98e3	84.4	NO
7	7 13C6-PFDA	1800269-05 WI-AF-FB-011018 0.11822	1.06e4	84.0	NO
8	8 13C7-PFUDa	1800269-05 WI-AF-FB-011018 0.11822	1.01e4	62.8	NO

Name: 180221M1_39, Date: 21-Feb-2018, Time: 22:22:45, ID: 1800269-06 WI-AF-EB03-SO-0118 0.11899, Description: WI-AF-EB03-SO-0118

	# Name	ID	Area	%Rec	Area Out
1	1 13C4-PFBA	1800269-06 WI-AF-EB03-SO-0118 0.11...	7.92e3	82.9	NO
2	2 13C5-PFHxA	1800269-06 WI-AF-EB03-SO-0118 0.11...	1.06e4	75.8	NO
3	3 13C3-PFHxS	1800269-06 WI-AF-EB03-SO-0118 0.11...	2.79e3	83.1	NO
4	4 13C8-PFOA	1800269-06 WI-AF-EB03-SO-0118 0.11...	8.50e3	70.9	NO
5	5 13C9-PFNA	1800269-06 WI-AF-EB03-SO-0118 0.11...	1.04e4	67.7	NO
6	6 13C4-PFOS	1800269-06 WI-AF-EB03-SO-0118 0.11...	2.87e3	81.1	NO
7	7 13C6-PFDA	1800269-06 WI-AF-EB03-SO-0118 0.11...	8.71e3	69.1	NO
8	8 13C7-PFUDa	1800269-06 WI-AF-EB03-SO-0118 0.11...	1.27e4	79.1	NO

Name: 180221M1_40, Date: 21-Feb-2018, Time: 22:34:15, ID: 1800269-07 WI-AF-FB-011218 0.11884, Description: WI-AF-FB-011218

	# Name	ID	Area	%Rec	Area Out
1	1 13C4-PFBA	1800269-07 WI-AF-FB-011218 0.11884	7.91e3	82.9	NO
2	2 13C5-PFHxA	1800269-07 WI-AF-FB-011218 0.11884	9.32e3	66.4	NO
3	3 13C3-PFHxS	1800269-07 WI-AF-FB-011218 0.11884	2.72e3	81.1	NO
4	4 13C8-PFOA	1800269-07 WI-AF-FB-011218 0.11884	9.35e3	77.9	NO
5	5 13C9-PFNA	1800269-07 WI-AF-FB-011218 0.11884	1.01e4	65.4	NO
6	6 13C4-PFOS	1800269-07 WI-AF-FB-011218 0.11884	2.81e3	79.4	NO
7	7 13C6-PFDA	1800269-07 WI-AF-FB-011218 0.11884	1.15e4	90.9	NO
8	8 13C7-PFUDa	1800269-07 WI-AF-FB-011218 0.11884	1.18e4	73.4	NO

Dataset: Untitled

Last Altered: Thursday, February 22, 2018 14:56:59 Pacific Standard Time
Printed: Thursday, February 22, 2018 14:59:55 Pacific Standard Time

Name: 180221M1_41, Date: 21-Feb-2018, Time: 22:45:44, ID: 1800269-08 WI-AF-EB04-SO-0118 0.11209, Description: WI-AF-EB04-SO-0118

	# Name	ID	Area	%Rec	Area Out
1	1 13C4-PFBA	1800269-08 WI-AF-EB04-SO-0118 0.11...	8.32e3	87.1	NO
2	2 13C5-PFHxA	1800269-08 WI-AF-EB04-SO-0118 0.11...	9.72e3	69.3	NO
3	3 13C3-PFHxS	1800269-08 WI-AF-EB04-SO-0118 0.11...	2.74e3	81.7	NO
4	4 13C8-PFOA	1800269-08 WI-AF-EB04-SO-0118 0.11...	7.89e3	65.8	NO
5	5 13C9-PFNA	1800269-08 WI-AF-EB04-SO-0118 0.11...	8.65e3	56.3	NO
6	6 13C4-PFOS	1800269-08 WI-AF-EB04-SO-0118 0.11...	3.11e3	88.0	NO
7	7 13C6-PFDA	1800269-08 WI-AF-EB04-SO-0118 0.11...	9.52e3	75.6	NO
8	8 13C7-PFUdA	1800269-08 WI-AF-EB04-SO-0118 0.11...	1.15e4	71.4	NO

Name: 180221M1_42, Date: 21-Feb-2018, Time: 22:57:13, ID: 1800269-09 WI-AF-FB-012618 0.11891, Description: WI-AF-FB-012618

	# Name	ID	Area	%Rec	Area Out
1	1 13C4-PFBA	1800269-09 WI-AF-FB-012618 0.11891	7.71e3	80.7	NO
2	2 13C5-PFHxA	1800269-09 WI-AF-FB-012618 0.11891	9.08e3	64.7	NO
3	3 13C3-PFHxS	1800269-09 WI-AF-FB-012618 0.11891	2.37e3	70.7	NO
4	4 13C8-PFOA	1800269-09 WI-AF-FB-012618 0.11891	7.76e3	64.7	NO
5	5 13C9-PFNA	1800269-09 WI-AF-FB-012618 0.11891	8.54e3	55.6	NO
6	6 13C4-PFOS	1800269-09 WI-AF-FB-012618 0.11891	2.46e3	69.6	NO
7	7 13C6-PFDA	1800269-09 WI-AF-FB-012618 0.11891	1.14e4	90.6	NO
8	8 13C7-PFUdA	1800269-09 WI-AF-FB-012618 0.11891	1.19e4	74.0	NO

Name: 180221M1_43, Date: 21-Feb-2018, Time: 23:08:43, ID: 1800269-10 WI-AF-EB10-0118 0.12107, Description: WI-AF-EB10-0118

	# Name	ID	Area	%Rec	Area Out
1	1 13C4-PFBA	1800269-10 WI-AF-EB10-0118 0.12107	6.94e3	72.6	NO
2	2 13C5-PFHxA	1800269-10 WI-AF-EB10-0118 0.12107	9.59e3	68.3	NO
3	3 13C3-PFHxS	1800269-10 WI-AF-EB10-0118 0.12107	2.36e3	70.3	NO
4	4 13C8-PFOA	1800269-10 WI-AF-EB10-0118 0.12107	7.58e3	63.2	NO
5	5 13C9-PFNA	1800269-10 WI-AF-EB10-0118 0.12107	7.29e3	47.5	YES
6	6 13C4-PFOS	1800269-10 WI-AF-EB10-0118 0.12107	2.37e3	66.9	NO
7	7 13C6-PFDA	1800269-10 WI-AF-EB10-0118 0.12107	9.35e3	74.3	NO
8	8 13C7-PFUdA	1800269-10 WI-AF-EB10-0118 0.12107	1.09e4	67.9	NO

Name: 180221M1_44, Date: 21-Feb-2018, Time: 23:20:13, ID: B8B0074-BS1 OPR 1, Description: OPR

	# Name	ID	Area	%Rec	Area Out
1	1 13C4-PFBA	B8B0074-BS1 OPR 1	6.49e3	67.9	NO
2	2 13C5-PFHxA	B8B0074-BS1 OPR 1	7.77e3	55.3	NO
3	3 13C3-PFHxS	B8B0074-BS1 OPR 1	2.19e3	65.3	NO
4	4 13C8-PFOA	B8B0074-BS1 OPR 1	7.25e3	60.4	NO
5	5 13C9-PFNA	B8B0074-BS1 OPR 1	7.14e3	46.5	YES
6	6 13C4-PFOS	B8B0074-BS1 OPR 1	2.03e3	57.5	NO
7	7 13C6-PFDA	B8B0074-BS1 OPR 1	7.81e3	62.0	NO
8	8 13C7-PFUdA	B8B0074-BS1 OPR 1	8.79e3	54.7	NO

Dataset: Untitled

Last Altered: Thursday, February 22, 2018 14:56:59 Pacific Standard Time

Printed: Thursday, February 22, 2018 14:59:55 Pacific Standard Time

Name: 180221M1_45, Date: 21-Feb-2018, Time: 23:31:43, ID: B8B0074-BLK1 Method Blank 1, Description: Method Blank

	# Name	ID	Area	%Rec	Area Out
1	1 13C4-PFBA	B8B0074-BLK1 Method Blank 1	7.22e3	75.6	NO
2	2 13C5-PFHxA	B8B0074-BLK1 Method Blank 1	8.83e3	62.9	NO
3	3 13C3-PFHxS	B8B0074-BLK1 Method Blank 1	2.16e3	64.6	NO
4	4 13C8-PFOA	B8B0074-BLK1 Method Blank 1	7.84e3	65.4	NO
5	5 13C9-PFNA	B8B0074-BLK1 Method Blank 1	7.48e3	48.6	YES
6	6 13C4-PFOS	B8B0074-BLK1 Method Blank 1	2.53e3	71.7	NO
7	7 13C6-PFDA	B8B0074-BLK1 Method Blank 1	8.28e3	65.7	NO
8	8 13C7-PFUDa	B8B0074-BLK1 Method Blank 1	1.12e4	69.9	NO

Name: 180221M1_46, Date: 21-Feb-2018, Time: 23:43:10, ID: B8B0074-MS1 Matrix Spike 1.43, Description: Matrix Spike

	# Name	ID	Area	%Rec	Area Out
1	1 13C4-PFBA	B8B0074-MS1 Matrix Spike 1.43	6.89e3	72.2	NO
2	2 13C5-PFHxA	B8B0074-MS1 Matrix Spike 1.43	8.67e3	61.8	NO
3	3 13C3-PFHxS	B8B0074-MS1 Matrix Spike 1.43	2.28e3	68.0	NO
4	4 13C8-PFOA	B8B0074-MS1 Matrix Spike 1.43	7.44e3	62.1	NO
5	5 13C9-PFNA	B8B0074-MS1 Matrix Spike 1.43	7.78e3	50.6	NO
6	6 13C4-PFOS	B8B0074-MS1 Matrix Spike 1.43	2.68e3	75.9	NO
7	7 13C6-PFDA	B8B0074-MS1 Matrix Spike 1.43	8.39e3	66.7	NO
8	8 13C7-PFUDa	B8B0074-MS1 Matrix Spike 1.43	8.33e3	51.9	NO

Name: 180221M1_47, Date: 21-Feb-2018, Time: 23:54:40, ID: B8B0074-MSD1 Matrix Spike Dup 1.5, Description: Matrix Spike Dup

	# Name	ID	Area	%Rec	Area Out
1	1 13C4-PFBA	B8B0074-MSD1 Matrix Spike Dup 1.5	6.88e3	72.1	NO
2	2 13C5-PFHxA	B8B0074-MSD1 Matrix Spike Dup 1.5	8.12e3	57.8	NO
3	3 13C3-PFHxS	B8B0074-MSD1 Matrix Spike Dup 1.5	2.34e3	69.7	NO
4	4 13C8-PFOA	B8B0074-MSD1 Matrix Spike Dup 1.5	7.58e3	63.2	NO
5	5 13C9-PFNA	B8B0074-MSD1 Matrix Spike Dup 1.5	9.06e3	59.0	NO
6	6 13C4-PFOS	B8B0074-MSD1 Matrix Spike Dup 1.5	2.29e3	64.8	NO
7	7 13C6-PFDA	B8B0074-MSD1 Matrix Spike Dup 1.5	9.52e3	75.6	NO
8	8 13C7-PFUDa	B8B0074-MSD1 Matrix Spike Dup 1.5	1.10e4	68.7	NO

Name: 180221M1_48, Date: 22-Feb-2018, Time: 00:06:07, ID: 1800235-02 SB010102180123JLB 1.38, Description: SB010102180123JLB

	# Name	ID	Area	%Rec	Area Out
1	1 13C4-PFBA	1800235-02 SB010102180123JLB 1.38	7.48e3	78.4	NO
2	2 13C5-PFHxA	1800235-02 SB010102180123JLB 1.38	8.79e3	62.6	NO
3	3 13C3-PFHxS	1800235-02 SB010102180123JLB 1.38	2.41e3	71.9	NO
4	4 13C8-PFOA	1800235-02 SB010102180123JLB 1.38	7.29e3	60.8	NO
5	5 13C9-PFNA	1800235-02 SB010102180123JLB 1.38	7.05e3	45.9	YES
6	6 13C4-PFOS	1800235-02 SB010102180123JLB 1.38	2.25e3	63.7	NO
7	7 13C6-PFDA	1800235-02 SB010102180123JLB 1.38	7.86e3	62.4	NO
8	8 13C7-PFUDa	1800235-02 SB010102180123JLB 1.38	1.03e4	63.8	NO

Dataset: Untitled

Last Altered: Thursday, February 22, 2018 14:56:59 Pacific Standard Time

Printed: Thursday, February 22, 2018 14:59:55 Pacific Standard Time

Name: 180221M1_49, Date: 22-Feb-2018, Time: 00:17:37, ID: 1800268-01 WI-AF-SB614-0001-0118 1.77,
Description: WI-AF-SB614-0001-0118

	# Name	ID	Area	%Rec	Area Out
1	1 13C4-PFBA	1800268-01 WI-AF-SB614-0001-0118 1...	7.23e3	75.7	NO
2	2 13C5-PFHxA	1800268-01 WI-AF-SB614-0001-0118 1...	8.42e3	60.0	NO
3	3 13C3-PFHxS	1800268-01 WI-AF-SB614-0001-0118 1...	1.81e3	54.0	NO
4	4 13C8-PFOA	1800268-01 WI-AF-SB614-0001-0118 1...	7.90e3	65.9	NO
5	5 13C9-PFNA	1800268-01 WI-AF-SB614-0001-0118 1...	7.94e3	51.7	NO
6	6 13C4-PFOS	1800268-01 WI-AF-SB614-0001-0118 1...	2.01e3	57.0	NO
7	7 13C6-PFDA	1800268-01 WI-AF-SB614-0001-0118 1...	9.34e3	74.1	NO
8	8 13C7-PFUDa	1800268-01 WI-AF-SB614-0001-0118 1...	1.14e4	71.0	NO

Name: 180221M1_50, Date: 22-Feb-2018, Time: 00:29:07, ID: 1800268-02 WI-AF-SB614-0102-0118 1.25,
Description: WI-AF-SB614-0102-0118

	# Name	ID	Area	%Rec	Area Out
1	1 13C4-PFBA	1800268-02 WI-AF-SB614-0102-0118 1...	6.84e3	71.6	NO
2	2 13C5-PFHxA	1800268-02 WI-AF-SB614-0102-0118 1...	7.89e3	56.2	NO
3	3 13C3-PFHxS	1800268-02 WI-AF-SB614-0102-0118 1...	2.41e3	72.0	NO
4	4 13C8-PFOA	1800268-02 WI-AF-SB614-0102-0118 1...	7.01e3	58.5	NO
5	5 13C9-PFNA	1800268-02 WI-AF-SB614-0102-0118 1...	8.08e3	52.6	NO
6	6 13C4-PFOS	1800268-02 WI-AF-SB614-0102-0118 1...	2.21e3	62.5	NO
7	7 13C6-PFDA	1800268-02 WI-AF-SB614-0102-0118 1...	7.03e3	55.8	NO
8	8 13C7-PFUDa	1800268-02 WI-AF-SB614-0102-0118 1...	9.95e3	62.0	NO

Name: 180221M1_51, Date: 22-Feb-2018, Time: 00:40:33, ID: 1800268-03 WI-AF-SB614P-0102-0118 1.28,
Description: WI-AF-SB614P-0102-0118

	# Name	ID	Area	%Rec	Area Out
1	1 13C4-PFBA	1800268-03 WI-AF-SB614P-0102-0118 ...	7.06e3	74.0	NO
2	2 13C5-PFHxA	1800268-03 WI-AF-SB614P-0102-0118 ...	8.15e3	58.1	NO
3	3 13C3-PFHxS	1800268-03 WI-AF-SB614P-0102-0118 ...	2.19e3	65.3	NO
4	4 13C8-PFOA	1800268-03 WI-AF-SB614P-0102-0118 ...	7.90e3	65.9	NO
5	5 13C9-PFNA	1800268-03 WI-AF-SB614P-0102-0118 ...	6.90e3	44.9	YES
6	6 13C4-PFOS	1800268-03 WI-AF-SB614P-0102-0118 ...	2.00e3	56.5	NO
7	7 13C6-PFDA	1800268-03 WI-AF-SB614P-0102-0118 ...	6.31e3	50.1	NO
8	8 13C7-PFUDa	1800268-03 WI-AF-SB614P-0102-0118 ...	1.06e4	65.8	NO

Name: 180221M1_52, Date: 22-Feb-2018, Time: 00:52:00, ID: 1800268-04 WI-AF-SB612-0001-0118 1.32,
Description: WI-AF-SB612-0001-0118

	# Name	ID	Area	%Rec	Area Out
1	1 13C4-PFBA	1800268-04 WI-AF-SB612-0001-0118 1...	7.40e3	77.5	NO
2	2 13C5-PFHxA	1800268-04 WI-AF-SB612-0001-0118 1...	9.21e3	65.6	NO
3	3 13C3-PFHxS	1800268-04 WI-AF-SB612-0001-0118 1...	2.38e3	71.1	NO
4	4 13C8-PFOA	1800268-04 WI-AF-SB612-0001-0118 1...	7.18e3	59.8	NO
5	5 13C9-PFNA	1800268-04 WI-AF-SB612-0001-0118 1...	9.04e3	58.8	NO
6	6 13C4-PFOS	1800268-04 WI-AF-SB612-0001-0118 1...	2.13e3	60.3	NO
7	7 13C6-PFDA	1800268-04 WI-AF-SB612-0001-0118 1...	1.02e4	80.8	NO
8	8 13C7-PFUDa	1800268-04 WI-AF-SB612-0001-0118 1...	1.06e4	66.2	NO

Dataset: Untitled

Last Altered: Thursday, February 22, 2018 14:56:59 Pacific Standard Time
Printed: Thursday, February 22, 2018 14:59:55 Pacific Standard Time

Name: 180221M1_53, Date: 22-Feb-2018, Time: 01:03:27, ID: 1800268-05 WI-AF-SB612-0204-0118 1.25, Description: WI-AF-SB612-0204-0118

	# Name	ID	Area	%Rec	Area Out
1	1 13C4-PFBA	1800268-05 WI-AF-SB612-0204-0118 1...	6.93e3	72.5	NO
2	2 13C5-PFHxA	1800268-05 WI-AF-SB612-0204-0118 1...	8.73e3	62.2	NO
3	3 13C3-PFHxS	1800268-05 WI-AF-SB612-0204-0118 1...	2.54e3	75.6	NO
4	4 13C8-PFOA	1800268-05 WI-AF-SB612-0204-0118 1...	7.35e3	61.3	NO
5	5 13C9-PFNA	1800268-05 WI-AF-SB612-0204-0118 1...	7.24e3	47.1	YES
6	6 13C4-PFOS	1800268-05 WI-AF-SB612-0204-0118 1...	2.23e3	63.0	NO
7	7 13C6-PFDA	1800268-05 WI-AF-SB612-0204-0118 1...	1.01e4	80.4	NO
8	8 13C7-PFUDa	1800268-05 WI-AF-SB612-0204-0118 1...	1.02e4	63.3	NO

Name: 180221M1_54, Date: 22-Feb-2018, Time: 01:14:54, ID: 1800268-06 WI-AF-SB612-04H05H-0118 1.47, Description: WI-AF-SB612-04H05H-0118

	# Name	ID	Area	%Rec	Area Out
1	1 13C4-PFBA	1800268-06 WI-AF-SB612-04H05H-011...	8.77e3	91.8	NO
2	2 13C5-PFHxA	1800268-06 WI-AF-SB612-04H05H-011...	9.47e3	67.5	NO
3	3 13C3-PFHxS	1800268-06 WI-AF-SB612-04H05H-011...	2.64e3	78.9	NO
4	4 13C8-PFOA	1800268-06 WI-AF-SB612-04H05H-011...	9.19e3	76.6	NO
5	5 13C9-PFNA	1800268-06 WI-AF-SB612-04H05H-011...	8.55e3	55.6	NO
6	6 13C4-PFOS	1800268-06 WI-AF-SB612-04H05H-011...	2.52e3	71.2	NO
7	7 13C6-PFDA	1800268-06 WI-AF-SB612-04H05H-011...	1.09e4	86.8	NO
8	8 13C7-PFUDa	1800268-06 WI-AF-SB612-04H05H-011...	1.06e4	65.9	NO

Name: 180221M1_55, Date: 22-Feb-2018, Time: 01:26:15, ID: 1800279-03 REEPDW151 0.12119, Description: REEPDW151

	# Name	ID	Area	%Rec	Area Out
1	1 13C4-PFBA	1800279-03 REEPDW151 0.12119	4.23e3	44.3	YES
2	2 13C5-PFHxA	1800279-03 REEPDW151 0.12119	6.41e3	45.7	YES
3	3 13C3-PFHxS	1800279-03 REEPDW151 0.12119	2.72e3	81.2	NO
4	4 13C8-PFOA	1800279-03 REEPDW151 0.12119	5.74e3	47.8	YES
5	5 13C9-PFNA	1800279-03 REEPDW151 0.12119	6.16e3	40.1	YES
6	6 13C4-PFOS	1800279-03 REEPDW151 0.12119	2.99e3	84.6	NO
7	7 13C6-PFDA	1800279-03 REEPDW151 0.12119	7.89e3	62.7	NO
8	8 13C7-PFUDa	1800279-03 REEPDW151 0.12119	9.35e3	58.2	NO

Name: 180221M1_56, Date: 22-Feb-2018, Time: 01:37:42, ID: IPA, Description: IPA

	# Name	ID	Area	%Rec	Area Out
1	1 13C4-PFBA	IPA			NO
2	2 13C5-PFHxA	IPA	9.08e0	0.1	YES
3	3 13C3-PFHxS	IPA			NO
4	4 13C8-PFOA	IPA	7.16e0	0.1	YES
5	5 13C9-PFNA	IPA	7.52e0	0.0	YES
6	6 13C4-PFOS	IPA			NO
7	7 13C6-PFDA	IPA			NO
8	8 13C7-PFUDa	IPA			NO

Dataset: Untitled

Last Altered: Thursday, February 22, 2018 14:56:59 Pacific Standard Time
Printed: Thursday, February 22, 2018 14:59:55 Pacific Standard Time

Name: 180221M1_57, Date: 22-Feb-2018, Time: 01:49:09, ID: ST180221M1-12 PFC CS3 18B0815, Description: PFC CS3 18B0815

	# Name	ID	Area	%Rec	Area Out
1	1 13C4-PFBA	ST180221M1-12 PFC CS3 18B0815	8.45e3	88.5	NO
2	2 13C5-PFHxA	ST180221M1-12 PFC CS3 18B0815	1.61e4	115.0	NO
3	3 13C3-PFHxS	ST180221M1-12 PFC CS3 18B0815	3.60e3	107.3	NO
4	4 13C8-PFOA	ST180221M1-12 PFC CS3 18B0815	1.22e4	101.8	NO
5	5 13C9-PFNA	ST180221M1-12 PFC CS3 18B0815	1.24e4	80.6	NO
6	6 13C4-PFOS	ST180221M1-12 PFC CS3 18B0815	4.27e3	120.9	NO
7	7 13C6-PFDA	ST180221M1-12 PFC CS3 18B0815	1.28e4	101.6	NO
8	8 13C7-PFUDa	ST180221M1-12 PFC CS3 18B0815	1.57e4	97.7	NO

Name: 180221M1_58, Date: 22-Feb-2018, Time: 02:00:36, ID: IPA, Description: IPA

	# Name	ID	Area	%Rec	Area Out
1	1 13C4-PFBA	IPA			NO
2	2 13C5-PFHxA	IPA			NO
3	3 13C3-PFHxS	IPA			NO
4	4 13C8-PFOA	IPA			NO
5	5 13C9-PFNA	IPA			NO
6	6 13C4-PFOS	IPA			NO
7	7 13C6-PFDA	IPA	8.91e0	0.1	YES
8	8 13C7-PFUDa	IPA			NO

Name: 180221M1_59, Date: 22-Feb-2018, Time: 02:12:03, ID: 1800268-07 WI-AF-SB612-6870-0118 1.3, Description: WI-AF-SB612-6870-0118

	# Name	ID	Area	%Rec	Area Out
1	1 13C4-PFBA	1800268-07 WI-AF-SB612-6870-0118 1.3	7.11e3	74.4	NO
2	2 13C5-PFHxA	1800268-07 WI-AF-SB612-6870-0118 1.3	8.40e3	59.9	NO
3	3 13C3-PFHxS	1800268-07 WI-AF-SB612-6870-0118 1.3	2.34e3	69.9	NO
4	4 13C8-PFOA	1800268-07 WI-AF-SB612-6870-0118 1.3	7.61e3	63.4	NO
5	5 13C9-PFNA	1800268-07 WI-AF-SB612-6870-0118 1.3	8.47e3	55.1	NO
6	6 13C4-PFOS	1800268-07 WI-AF-SB612-6870-0118 1.3	2.19e3	61.9	NO
7	7 13C6-PFDA	1800268-07 WI-AF-SB612-6870-0118 1.3	7.97e3	63.3	NO
8	8 13C7-PFUDa	1800268-07 WI-AF-SB612-6870-0118 1.3	9.58e3	59.6	NO

Name: 180221M1_60, Date: 22-Feb-2018, Time: 02:23:29, ID: 1800268-08 WI-AF-SB613-000H-0118 1.39, Description: WI-AF-SB613-000H-0118

	# Name	ID	Area	%Rec	Area Out
1	1 13C4-PFBA	1800268-08 WI-AF-SB613-000H-0118 ...	6.61e3	69.2	NO
2	2 13C5-PFHxA	1800268-08 WI-AF-SB613-000H-0118 ...	8.50e3	60.6	NO
3	3 13C3-PFHxS	1800268-08 WI-AF-SB613-000H-0118 ...	1.72e3	51.2	NO
4	4 13C8-PFOA	1800268-08 WI-AF-SB613-000H-0118 ...	7.75e3	64.6	NO
5	5 13C9-PFNA	1800268-08 WI-AF-SB613-000H-0118 ...	7.51e3	48.9	YES
6	6 13C4-PFOS	1800268-08 WI-AF-SB613-000H-0118 ...	2.09e3	59.0	NO
7	7 13C6-PFDA	1800268-08 WI-AF-SB613-000H-0118 ...	7.68e3	61.0	NO
8	8 13C7-PFUDa	1800268-08 WI-AF-SB613-000H-0118 ...	8.35e3	52.0	NO

Dataset: Untitled

Last Altered: Thursday, February 22, 2018 14:56:59 Pacific Standard Time
Printed: Thursday, February 22, 2018 14:59:55 Pacific Standard Time

Name: 180221M1_61, Date: 22-Feb-2018, Time: 02:34:56, ID: 1800268-09 WI-AF-SB613-0H02-0118 1.34,
Description: WI-AF-SB613-0H02-0118

	# Name	ID	Area	%Rec	Area Out
1	1 13C4-PFBA	1800268-09 WI-AF-SB613-0H02-0118 ...	7.09e3	74.2	NO
2	2 13C5-PFHxA	1800268-09 WI-AF-SB613-0H02-0118 ...	9.09e3	64.8	NO
3	3 13C3-PFHxS	1800268-09 WI-AF-SB613-0H02-0118 ...	1.88e3	56.0	NO
4	4 13C8-PFOA	1800268-09 WI-AF-SB613-0H02-0118 ...	7.16e3	59.7	NO
5	5 13C9-PFNA	1800268-09 WI-AF-SB613-0H02-0118 ...	9.37e3	61.0	NO
6	6 13C4-PFOS	1800268-09 WI-AF-SB613-0H02-0118 ...	2.36e3	66.6	NO
7	7 13C6-PFDA	1800268-09 WI-AF-SB613-0H02-0118 ...	8.98e3	71.3	NO
8	8 13C7-PFUDa	1800268-09 WI-AF-SB613-0H02-0118 ...	1.15e4	71.9	NO

Name: 180221M1_62, Date: 22-Feb-2018, Time: 02:46:23, ID: 1800268-10 WI-AF-SB613-03H04H-0118 1.2,
Description: WI-AF-SB613-03H04H-0118

	# Name	ID	Area	%Rec	Area Out
1	1 13C4-PFBA	1800268-10 WI-AF-SB613-03H04H-011...	7.23e3	75.6	NO
2	2 13C5-PFHxA	1800268-10 WI-AF-SB613-03H04H-011...	8.01e3	57.1	NO
3	3 13C3-PFHxS	1800268-10 WI-AF-SB613-03H04H-011...	2.48e3	73.9	NO
4	4 13C8-PFOA	1800268-10 WI-AF-SB613-03H04H-011...	8.11e3	67.6	NO
5	5 13C9-PFNA	1800268-10 WI-AF-SB613-03H04H-011...	8.83e3	57.5	NO
6	6 13C4-PFOS	1800268-10 WI-AF-SB613-03H04H-011...	2.25e3	63.6	NO
7	7 13C6-PFDA	1800268-10 WI-AF-SB613-03H04H-011...	8.01e3	63.6	NO
8	8 13C7-PFUDa	1800268-10 WI-AF-SB613-03H04H-011...	1.05e4	65.4	NO

Name: 180221M1_63, Date: 22-Feb-2018, Time: 02:57:50, ID: 1800268-11 WI-AF-SB613-5657H-0118 1.23,
Description: WI-AF-SB613-5657H-0118

	# Name	ID	Area	%Rec	Area Out
1	1 13C4-PFBA	1800268-11 WI-AF-SB613-5657H-0118 ...	5.91e3	61.9	NO
2	2 13C5-PFHxA	1800268-11 WI-AF-SB613-5657H-0118 ...	7.79e3	55.5	NO
3	3 13C3-PFHxS	1800268-11 WI-AF-SB613-5657H-0118 ...	2.45e3	73.1	NO
4	4 13C8-PFOA	1800268-11 WI-AF-SB613-5657H-0118 ...	8.05e3	67.1	NO
5	5 13C9-PFNA	1800268-11 WI-AF-SB613-5657H-0118 ...	9.98e3	64.9	NO
6	6 13C4-PFOS	1800268-11 WI-AF-SB613-5657H-0118 ...	2.51e3	71.0	NO
7	7 13C6-PFDA	1800268-11 WI-AF-SB613-5657H-0118 ...	1.04e4	82.5	NO
8	8 13C7-PFUDa	1800268-11 WI-AF-SB613-5657H-0118 ...	1.01e4	63.0	NO

Name: 180221M1_64, Date: 22-Feb-2018, Time: 03:09:21, ID: 1800268-12 WI-AF-SB607-000H-0118 1.06,
Description: WI-AF-SB607-000H-0118

	# Name	ID	Area	%Rec	Area Out
1	1 13C4-PFBA	1800268-12 WI-AF-SB607-000H-0118 ...	7.59e3	79.4	NO
2	2 13C5-PFHxA	1800268-12 WI-AF-SB607-000H-0118 ...	9.56e3	68.2	NO
3	3 13C3-PFHxS	1800268-12 WI-AF-SB607-000H-0118 ...	2.24e3	66.7	NO
4	4 13C8-PFOA	1800268-12 WI-AF-SB607-000H-0118 ...	7.57e3	63.1	NO
5	5 13C9-PFNA	1800268-12 WI-AF-SB607-000H-0118 ...	8.00e3	52.1	NO
6	6 13C4-PFOS	1800268-12 WI-AF-SB607-000H-0118 ...	2.31e3	65.4	NO
7	7 13C6-PFDA	1800268-12 WI-AF-SB607-000H-0118 ...	9.37e3	74.4	NO
8	8 13C7-PFUDa	1800268-12 WI-AF-SB607-000H-0118 ...	8.85e3	55.1	NO

Dataset: Untitled

Last Altered: Thursday, February 22, 2018 14:56:59 Pacific Standard Time
Printed: Thursday, February 22, 2018 14:59:55 Pacific Standard Time

Name: 180221M1_65, Date: 22-Feb-2018, Time: 03:20:47, ID: 1800268-13 WI-AF-SB607P-000H-0118 1.34, Description: WI-AF-SB607P-000H-0118

	# Name	ID	Area	%Rec	Area Out
1	1 13C4-PFBA	1800268-13 WI-AF-SB607P-000H-0118...	7.33e3	76.8	NO
2	2 13C5-PFHxA	1800268-13 WI-AF-SB607P-000H-0118...	8.16e3	58.2	NO
3	3 13C3-PFHxS	1800268-13 WI-AF-SB607P-000H-0118...	2.19e3	65.2	NO
4	4 13C8-PFOA	1800268-13 WI-AF-SB607P-000H-0118...	8.02e3	66.9	NO
5	5 13C9-PFNA	1800268-13 WI-AF-SB607P-000H-0118...	7.86e3	51.1	NO
6	6 13C4-PFOS	1800268-13 WI-AF-SB607P-000H-0118...	2.41e3	68.3	NO
7	7 13C6-PFDA	1800268-13 WI-AF-SB607P-000H-0118...	8.32e3	66.1	NO
8	8 13C7-PFUdA	1800268-13 WI-AF-SB607P-000H-0118...	1.23e4	76.6	NO

Name: 180221M1_66, Date: 22-Feb-2018, Time: 03:32:17, ID: 1800268-14 WI-AF-SB607-0203-0118 1.22, Description: WI-AF-SB607-0203-0118

	# Name	ID	Area	%Rec	Area Out
1	1 13C4-PFBA	1800268-14 WI-AF-SB607-0203-0118 1...	5.88e3	61.5	NO
2	2 13C5-PFHxA	1800268-14 WI-AF-SB607-0203-0118 1...	7.85e3	55.9	NO
3	3 13C3-PFHxS	1800268-14 WI-AF-SB607-0203-0118 1...	1.79e3	53.3	NO
4	4 13C8-PFOA	1800268-14 WI-AF-SB607-0203-0118 1...	7.00e3	58.4	NO
5	5 13C9-PFNA	1800268-14 WI-AF-SB607-0203-0118 1...	7.74e3	50.3	NO
6	6 13C4-PFOS	1800268-14 WI-AF-SB607-0203-0118 1...	2.00e3	56.7	NO
7	7 13C6-PFDA	1800268-14 WI-AF-SB607-0203-0118 1...	8.18e3	64.9	NO
8	8 13C7-PFUdA	1800268-14 WI-AF-SB607-0203-0118 1...	8.25e3	51.4	NO

Name: 180221M1_67, Date: 22-Feb-2018, Time: 03:43:44, ID: 1800268-15 WI-AF-SB607-0405-0118 1.01, Description: WI-AF-SB607-0405-0118

	# Name	ID	Area	%Rec	Area Out
1	1 13C4-PFBA	1800268-15 WI-AF-SB607-0405-0118 1...	6.11e3	63.9	NO
2	2 13C5-PFHxA	1800268-15 WI-AF-SB607-0405-0118 1...	7.57e3	53.9	NO
3	3 13C3-PFHxS	1800268-15 WI-AF-SB607-0405-0118 1...	2.19e3	65.2	NO
4	4 13C8-PFOA	1800268-15 WI-AF-SB607-0405-0118 1...	6.28e3	52.4	NO
5	5 13C9-PFNA	1800268-15 WI-AF-SB607-0405-0118 1...	6.43e3	41.9	YES
6	6 13C4-PFOS	1800268-15 WI-AF-SB607-0405-0118 1...	2.05e3	58.0	NO
7	7 13C6-PFDA	1800268-15 WI-AF-SB607-0405-0118 1...	6.90e3	54.8	NO
8	8 13C7-PFUdA	1800268-15 WI-AF-SB607-0405-0118 1...	9.06e3	56.4	NO

Name: 180221M1_68, Date: 22-Feb-2018, Time: 03:55:14, ID: IPA, Description: IPA

	# Name	ID	Area	%Rec	Area Out
1	1 13C4-PFBA	IPA			NO
2	2 13C5-PFHxA	IPA			NO
3	3 13C3-PFHxS	IPA			NO
4	4 13C8-PFOA	IPA			NO
5	5 13C9-PFNA	IPA			NO
6	6 13C4-PFOS	IPA			NO
7	7 13C6-PFDA	IPA			NO
8	8 13C7-PFUdA	IPA			NO

Dataset: Untitled

Last Altered: Thursday, February 22, 2018 14:56:59 Pacific Standard Time
Printed: Thursday, February 22, 2018 14:59:55 Pacific Standard Time

Name: 180221M1_69, Date: 22-Feb-2018, Time: 04:06:44, ID: ST180221M1-13 PFC CS0 18B0812, Description: PFC CS0 18B0812

	# Name	ID	Area	%Rec	Area Out
1	1 13C4-PFBA	ST180221M1-13 PFC CS0 18B0812	9.43e3	98.7	NO
2	2 13C5-PFHxA	ST180221M1-13 PFC CS0 18B0812	1.76e4	125.2	NO
3	3 13C3-PFHxS	ST180221M1-13 PFC CS0 18B0812	4.55e3	135.6	NO
4	4 13C8-PFOA	ST180221M1-13 PFC CS0 18B0812	1.51e4	126.1	NO
5	5 13C9-PFNA	ST180221M1-13 PFC CS0 18B0812	1.62e4	105.6	NO
6	6 13C4-PFOS	ST180221M1-13 PFC CS0 18B0812	4.55e3	128.7	NO
7	7 13C6-PFDA	ST180221M1-13 PFC CS0 18B0812	1.63e4	129.8	NO
8	8 13C7-PFUDa	ST180221M1-13 PFC CS0 18B0812	1.86e4	115.8	NO

Name: 180221M1_70, Date: 22-Feb-2018, Time: 04:18:11, ID: IPA, Description: IPA

	# Name	ID	Area	%Rec	Area Out
1	1 13C4-PFBA	IPA			NO
2	2 13C5-PFHxA	IPA			NO
3	3 13C3-PFHxS	IPA			NO
4	4 13C8-PFOA	IPA			NO
5	5 13C9-PFNA	IPA			NO
6	6 13C4-PFOS	IPA			NO
7	7 13C6-PFDA	IPA	5.57e0	0.0	YES
8	8 13C7-PFUDa	IPA			NO

Name: 180221M1_71, Date: 22-Feb-2018, Time: 04:29:40, ID: 1800268-16 WI-AF-SB607-1011-0118 1.26, Description: WI-AF-SB607-1011-0118

	# Name	ID	Area	%Rec	Area Out
1	1 13C4-PFBA	1800268-16 WI-AF-SB607-1011-0118 1...	5.91e3	61.8	NO
2	2 13C5-PFHxA	1800268-16 WI-AF-SB607-1011-0118 1...	7.38e3	52.6	NO
3	3 13C3-PFHxS	1800268-16 WI-AF-SB607-1011-0118 1...	1.82e3	54.3	NO
4	4 13C8-PFOA	1800268-16 WI-AF-SB607-1011-0118 1...	6.90e3	57.5	NO
5	5 13C9-PFNA	1800268-16 WI-AF-SB607-1011-0118 1...	7.40e3	48.1	YES
6	6 13C4-PFOS	1800268-16 WI-AF-SB607-1011-0118 1...	1.91e3	54.1	NO
7	7 13C6-PFDA	1800268-16 WI-AF-SB607-1011-0118 1...	7.20e3	57.1	NO
8	8 13C7-PFUDa	1800268-16 WI-AF-SB607-1011-0118 1...	1.01e4	62.7	NO

Name: 180221M1_72, Date: 22-Feb-2018, Time: 04:41:10, ID: 1800268-17 WI-AF-SB610-3940-0118 1.1, Description: WI-AF-SB610-3940-0118

	# Name	ID	Area	%Rec	Area Out
1	1 13C4-PFBA	1800268-17 WI-AF-SB610-3940-0118 1.1	5.93e3	62.1	NO
2	2 13C5-PFHxA	1800268-17 WI-AF-SB610-3940-0118 1.1	7.27e3	51.8	NO
3	3 13C3-PFHxS	1800268-17 WI-AF-SB610-3940-0118 1.1	1.91e3	56.8	NO
4	4 13C8-PFOA	1800268-17 WI-AF-SB610-3940-0118 1.1	5.98e3	49.9	YES
5	5 13C9-PFNA	1800268-17 WI-AF-SB610-3940-0118 1.1	7.05e3	45.9	YES
6	6 13C4-PFOS	1800268-17 WI-AF-SB610-3940-0118 1.1	1.87e3	52.9	NO
7	7 13C6-PFDA	1800268-17 WI-AF-SB610-3940-0118 1.1	8.20e3	65.1	NO
8	8 13C7-PFUDa	1800268-17 WI-AF-SB610-3940-0118 1.1	9.82e3	61.1	NO

Dataset: Untitled

Last Altered: Thursday, February 22, 2018 14:56:59 Pacific Standard Time

Printed: Thursday, February 22, 2018 14:59:55 Pacific Standard Time

Name: 180221M1_73, Date: 22-Feb-2018, Time: 04:52:40, ID: 1800268-18 WI-AF-SB610P-3940-0118 1.22,
Description: WI-AF-SB610P-3940-0118

	# Name	ID	Area	%Rec	Area Out
1	1 13C4-PFBA	1800268-18 WI-AF-SB610P-3940-0118 ...	5.82e3	61.0	NO
2	2 13C5-PFHxA	1800268-18 WI-AF-SB610P-3940-0118 ...	7.33e3	52.2	NO
3	3 13C3-PFHxS	1800268-18 WI-AF-SB610P-3940-0118 ...	1.71e3	50.9	NO
4	4 13C8-PFOA	1800268-18 WI-AF-SB610P-3940-0118 ...	6.00e3	50.0	NO
5	5 13C9-PFNA	1800268-18 WI-AF-SB610P-3940-0118 ...	8.55e3	55.6	NO
6	6 13C4-PFOS	1800268-18 WI-AF-SB610P-3940-0118 ...	2.04e3	57.8	NO
7	7 13C6-PFDA	1800268-18 WI-AF-SB610P-3940-0118 ...	7.00e3	55.6	NO
8	8 13C7-PFUDa	1800268-18 WI-AF-SB610P-3940-0118 ...	9.02e3	56.1	NO

Name: 180221M1_74, Date: 22-Feb-2018, Time: 05:04:07, ID: 1800246-10 WT1801311125MK 0.24971,
Description: WT1801311125MK

	# Name	ID	Area	%Rec	Area Out
1	1 13C4-PFBA	1800246-10 WT1801311125MK 0.24971	8.17e3	85.5	NO
2	2 13C5-PFHxA	1800246-10 WT1801311125MK 0.24971	1.00e4	71.5	NO
3	3 13C3-PFHxS	1800246-10 WT1801311125MK 0.24971	2.85e3	84.8	NO
4	4 13C8-PFOA	1800246-10 WT1801311125MK 0.24971	1.09e4	90.8	NO
5	5 13C9-PFNA	1800246-10 WT1801311125MK 0.24971	9.02e3	58.7	NO
6	6 13C4-PFOS	1800246-10 WT1801311125MK 0.24971	2.77e3	78.3	NO
7	7 13C6-PFDA	1800246-10 WT1801311125MK 0.24971	1.15e4	91.3	NO
8	8 13C7-PFUDa	1800246-10 WT1801311125MK 0.24971	1.34e4	83.2	NO

Name: 180221M1_75, Date: 22-Feb-2018, Time: 05:15:36, ID: 1800246-11 WT1801311140MK 0.24503,
Description: WT1801311140MK

	# Name	ID	Area	%Rec	Area Out
1	1 13C4-PFBA	1800246-11 WT1801311140MK 0.24503	9.76e3	102.2	NO
2	2 13C5-PFHxA	1800246-11 WT1801311140MK 0.24503	1.20e4	85.5	NO
3	3 13C3-PFHxS	1800246-11 WT1801311140MK 0.24503	3.17e3	94.4	NO
4	4 13C8-PFOA	1800246-11 WT1801311140MK 0.24503	1.12e4	93.6	NO
5	5 13C9-PFNA	1800246-11 WT1801311140MK 0.24503	1.17e4	76.0	NO
6	6 13C4-PFOS	1800246-11 WT1801311140MK 0.24503	2.84e3	80.2	NO
7	7 13C6-PFDA	1800246-11 WT1801311140MK 0.24503	1.21e4	96.0	NO
8	8 13C7-PFUDa	1800246-11 WT1801311140MK 0.24503	1.16e4	72.3	NO

Name: 180221M1_76, Date: 22-Feb-2018, Time: 05:27:03, ID: 1800246-12 WT1801311355MK 0.24759,
Description: WT1801311355MK

	# Name	ID	Area	%Rec	Area Out
1	1 13C4-PFBA	1800246-12 WT1801311355MK 0.24759	9.20e3	96.3	NO
2	2 13C5-PFHxA	1800246-12 WT1801311355MK 0.24759	1.12e4	80.2	NO
3	3 13C3-PFHxS	1800246-12 WT1801311355MK 0.24759	2.68e3	79.8	NO
4	4 13C8-PFOA	1800246-12 WT1801311355MK 0.24759	9.16e3	76.4	NO
5	5 13C9-PFNA	1800246-12 WT1801311355MK 0.24759	1.13e4	73.8	NO
6	6 13C4-PFOS	1800246-12 WT1801311355MK 0.24759	2.75e3	77.8	NO
7	7 13C6-PFDA	1800246-12 WT1801311355MK 0.24759	1.07e4	84.9	NO
8	8 13C7-PFUDa	1800246-12 WT1801311355MK 0.24759	1.20e4	75.0	NO

Dataset: Untitled

Last Altered: Thursday, February 22, 2018 14:56:59 Pacific Standard Time

Printed: Thursday, February 22, 2018 14:59:55 Pacific Standard Time

Name: 180221M1_77, Date: 22-Feb-2018, Time: 05:38:32, ID: 1800246-13 WT1801311405MK 0.24265, Description: WT1801311405MK

#	Name	ID	Area	%Rec	Area Out
1	1 13C4-PFBA	1800246-13 WT1801311405MK 0.24265	9.88e3	103.5	NO
2	2 13C5-PFHxA	1800246-13 WT1801311405MK 0.24265	1.16e4	83.0	NO
3	3 13C3-PFHxS	1800246-13 WT1801311405MK 0.24265	3.06e3	91.4	NO
4	4 13C8-PFOA	1800246-13 WT1801311405MK 0.24265	1.05e4	87.5	NO
5	5 13C9-PFNA	1800246-13 WT1801311405MK 0.24265	1.04e4	67.5	NO
6	6 13C4-PFOS	1800246-13 WT1801311405MK 0.24265	2.91e3	82.4	NO
7	7 13C6-PFDA	1800246-13 WT1801311405MK 0.24265	9.91e3	78.7	NO
8	8 13C7-PFUdA	1800246-13 WT1801311405MK 0.24265	1.16e4	72.1	NO

Name: 180221M1_78, Date: 22-Feb-2018, Time: 05:50:02, ID: B8B0095-BS1 OPR 0.25, Description: OPR

#	Name	ID	Area	%Rec	Area Out
1	1 13C4-PFBA	B8B0095-BS1 OPR 0.25	8.67e3	90.8	NO
2	2 13C5-PFHxA	B8B0095-BS1 OPR 0.25	1.01e4	72.0	NO
3	3 13C3-PFHxS	B8B0095-BS1 OPR 0.25	3.10e3	92.6	NO
4	4 13C8-PFOA	B8B0095-BS1 OPR 0.25	1.10e4	92.1	NO
5	5 13C9-PFNA	B8B0095-BS1 OPR 0.25	1.04e4	67.7	NO
6	6 13C4-PFOS	B8B0095-BS1 OPR 0.25	2.90e3	82.2	NO
7	7 13C6-PFDA	B8B0095-BS1 OPR 0.25	1.27e4	100.9	NO
8	8 13C7-PFUdA	B8B0095-BS1 OPR 0.25	1.20e4	74.8	NO

Name: 180221M1_79, Date: 22-Feb-2018, Time: 06:01:31, ID: B8B0095-BSD1 LCSD 0.25, Description: LCSD

#	Name	ID	Area	%Rec	Area Out
1	1 13C4-PFBA	B8B0095-BSD1 LCSD 0.25	1.02e4	107.2	NO
2	2 13C5-PFHxA	B8B0095-BSD1 LCSD 0.25	1.18e4	84.4	NO
3	3 13C3-PFHxS	B8B0095-BSD1 LCSD 0.25	3.51e3	104.8	NO
4	4 13C8-PFOA	B8B0095-BSD1 LCSD 0.25	1.13e4	94.6	NO
5	5 13C9-PFNA	B8B0095-BSD1 LCSD 0.25	1.30e4	84.5	NO
6	6 13C4-PFOS	B8B0095-BSD1 LCSD 0.25	3.36e3	95.1	NO
7	7 13C6-PFDA	B8B0095-BSD1 LCSD 0.25	1.32e4	104.9	NO
8	8 13C7-PFUdA	B8B0095-BSD1 LCSD 0.25	1.75e4	109.0	NO

Name: 180221M1_80, Date: 22-Feb-2018, Time: 06:12:58, ID: B8B0095-BLK1 Method Blank 0.25, Description: Method Blank

#	Name	ID	Area	%Rec	Area Out
1	1 13C4-PFBA	B8B0095-BLK1 Method Blank 0.25	8.61e3	90.1	NO
2	2 13C5-PFHxA	B8B0095-BLK1 Method Blank 0.25	1.12e4	79.7	NO
3	3 13C3-PFHxS	B8B0095-BLK1 Method Blank 0.25	2.75e3	82.0	NO
4	4 13C8-PFOA	B8B0095-BLK1 Method Blank 0.25	9.24e3	77.0	NO
5	5 13C9-PFNA	B8B0095-BLK1 Method Blank 0.25	1.10e4	71.4	NO
6	6 13C4-PFOS	B8B0095-BLK1 Method Blank 0.25	2.86e3	80.8	NO
7	7 13C6-PFDA	B8B0095-BLK1 Method Blank 0.25	1.31e4	103.7	NO
8	8 13C7-PFUdA	B8B0095-BLK1 Method Blank 0.25	1.12e4	69.5	NO

Dataset: Untitled

Last Altered: Thursday, February 22, 2018 14:56:59 Pacific Standard Time
Printed: Thursday, February 22, 2018 14:59:55 Pacific Standard Time

Name: 180221M1_81, Date: 22-Feb-2018, Time: 06:24:27, ID: 1800273-05RE1 MCA-EB-02 0.24963, Description: MCA-EB-02

	# Name	ID	Area	%Rec	Area Out
1	1 13C4-PFBA	1800273-05RE1 MCA-EB-02 0.24963	7.70e3	80.6	NO
2	2 13C5-PFHxA	1800273-05RE1 MCA-EB-02 0.24963	9.87e3	70.3	NO
3	3 13C3-PFHxS	1800273-05RE1 MCA-EB-02 0.24963	2.86e3	85.4	NO
4	4 13C8-PFOA	1800273-05RE1 MCA-EB-02 0.24963	7.92e3	66.1	NO
5	5 13C9-PFNA	1800273-05RE1 MCA-EB-02 0.24963	1.13e4	73.5	NO
6	6 13C4-PFOS	1800273-05RE1 MCA-EB-02 0.24963	2.85e3	80.7	NO
7	7 13C6-PFDA	1800273-05RE1 MCA-EB-02 0.24963	8.24e3	65.4	NO
8	8 13C7-PFUdA	1800273-05RE1 MCA-EB-02 0.24963	1.18e4	73.4	NO

Name: 180221M1_82, Date: 22-Feb-2018, Time: 06:35:57, ID: 1800279-01RE1 REEPDW150 0.11792, Description: REEPDW150

	# Name	ID	Area	%Rec	Area Out
1	1 13C4-PFBA	1800279-01RE1 REEPDW150 0.11792	8.21e3	86.0	NO
2	2 13C5-PFHxA	1800279-01RE1 REEPDW150 0.11792	1.09e4	77.8	NO
3	3 13C3-PFHxS	1800279-01RE1 REEPDW150 0.11792	3.08e3	91.8	NO
4	4 13C8-PFOA	1800279-01RE1 REEPDW150 0.11792	9.68e3	80.7	NO
5	5 13C9-PFNA	1800279-01RE1 REEPDW150 0.11792	8.83e3	57.4	NO
6	6 13C4-PFOS	1800279-01RE1 REEPDW150 0.11792	2.49e3	70.4	NO
7	7 13C6-PFDA	1800279-01RE1 REEPDW150 0.11792	8.60e3	68.3	NO
8	8 13C7-PFUdA	1800279-01RE1 REEPDW150 0.11792	1.23e4	76.7	NO

Name: 180221M1_83, Date: 22-Feb-2018, Time: 06:47:27, ID: 1800294-01 GW1802071410AB 0.25657, Description: GW1802071410AB

	# Name	ID	Area	%Rec	Area Out
1	1 13C4-PFBA	1800294-01 GW1802071410AB 0.25657	8.27e3	86.6	NO
2	2 13C5-PFHxA	1800294-01 GW1802071410AB 0.25657	9.88e3	70.4	NO
3	3 13C3-PFHxS	1800294-01 GW1802071410AB 0.25657	2.49e3	74.2	NO
4	4 13C8-PFOA	1800294-01 GW1802071410AB 0.25657	1.03e4	86.3	NO
5	5 13C9-PFNA	1800294-01 GW1802071410AB 0.25657	9.24e3	60.1	NO
6	6 13C4-PFOS	1800294-01 GW1802071410AB 0.25657	2.75e3	77.8	NO
7	7 13C6-PFDA	1800294-01 GW1802071410AB 0.25657	9.99e3	79.4	NO
8	8 13C7-PFUdA	1800294-01 GW1802071410AB 0.25657	1.40e4	87.1	NO

Name: 180221M1_84, Date: 22-Feb-2018, Time: 06:58:54, ID: 1800294-02 GW1802071515AB 0.25263, Description: GW1802071515AB

	# Name	ID	Area	%Rec	Area Out
1	1 13C4-PFBA	1800294-02 GW1802071515AB 0.25263	8.24e3	86.3	NO
2	2 13C5-PFHxA	1800294-02 GW1802071515AB 0.25263	1.11e4	78.8	NO
3	3 13C3-PFHxS	1800294-02 GW1802071515AB 0.25263	2.61e3	77.8	NO
4	4 13C8-PFOA	1800294-02 GW1802071515AB 0.25263	8.14e3	67.8	NO
5	5 13C9-PFNA	1800294-02 GW1802071515AB 0.25263	9.97e3	64.9	NO
6	6 13C4-PFOS	1800294-02 GW1802071515AB 0.25263	2.81e3	79.4	NO
7	7 13C6-PFDA	1800294-02 GW1802071515AB 0.25263	9.13e3	72.5	NO
8	8 13C7-PFUdA	1800294-02 GW1802071515AB 0.25263	1.15e4	71.4	NO

Dataset: Untitled

Last Altered: Thursday, February 22, 2018 14:56:59 Pacific Standard Time

Printed: Thursday, February 22, 2018 14:59:55 Pacific Standard Time

Name: 180221M1_85, Date: 22-Feb-2018, Time: 07:10:21, ID: IPA, Description: IPA

	# Name	ID	Area	%Rec	Area Out
1	1 13C4-PFBA	IPA			NO
2	2 13C5-PFHxA	IPA			NO
3	3 13C3-PFHxS	IPA			NO
4	4 13C8-PFOA	IPA			NO
5	5 13C9-PFNA	IPA			NO
6	6 13C4-PFOS	IPA			NO
7	7 13C6-PFDA	IPA			NO
8	8 13C7-PFUdA	IPA			NO

Name: 180221M1_86, Date: 22-Feb-2018, Time: 07:21:48, ID: ST180221M1-14 PFC CS3 18B0815, Description: PFC CS3 18B0815

	# Name	ID	Area	%Rec	Area Out
1	1 13C4-PFBA	ST180221M1-14 PFC CS3 18B0815	8.92e3	93.4	NO
2	2 13C5-PFHxA	ST180221M1-14 PFC CS3 18B0815	1.72e4	122.4	NO
3	3 13C3-PFHxS	ST180221M1-14 PFC CS3 18B0815	4.28e3	127.6	NO
4	4 13C8-PFOA	ST180221M1-14 PFC CS3 18B0815	1.39e4	116.0	NO
5	5 13C9-PFNA	ST180221M1-14 PFC CS3 18B0815	1.51e4	98.3	NO
6	6 13C4-PFOS	ST180221M1-14 PFC CS3 18B0815	3.95e3	111.6	NO
7	7 13C6-PFDA	ST180221M1-14 PFC CS3 18B0815	1.56e4	124.2	NO
8	8 13C7-PFUdA	ST180221M1-14 PFC CS3 18B0815	1.69e4	105.1	NO

Name: 180221M1_87, Date: 22-Feb-2018, Time: 07:33:14, ID: IPA, Description: IPA

	# Name	ID	Area	%Rec	Area Out
1	1 13C4-PFBA	IPA			NO
2	2 13C5-PFHxA	IPA			NO
3	3 13C3-PFHxS	IPA			NO
4	4 13C8-PFOA	IPA			NO
5	5 13C9-PFNA	IPA			NO
6	6 13C4-PFOS	IPA			NO
7	7 13C6-PFDA	IPA	6.20e0	0.0	YES
8	8 13C7-PFUdA	IPA	7.84e0	0.0	YES

Name: 180221M1_88, Date: 22-Feb-2018, Time: 07:44:44, ID: 1800294-03 GW1802071620AB 0.25388, Description: GW1802071620AB

	# Name	ID	Area	%Rec	Area Out
1	1 13C4-PFBA	1800294-03 GW1802071620AB 0.25388	9.89e3	103.6	NO
2	2 13C5-PFHxA	1800294-03 GW1802071620AB 0.25388	1.15e4	81.8	NO
3	3 13C3-PFHxS	1800294-03 GW1802071620AB 0.25388	3.16e3	94.3	NO
4	4 13C8-PFOA	1800294-03 GW1802071620AB 0.25388	9.24e3	77.1	NO
5	5 13C9-PFNA	1800294-03 GW1802071620AB 0.25388	1.16e4	75.3	NO
6	6 13C4-PFOS	1800294-03 GW1802071620AB 0.25388	3.03e3	85.8	NO
7	7 13C6-PFDA	1800294-03 GW1802071620AB 0.25388	1.09e4	86.9	NO
8	8 13C7-PFUdA	1800294-03 GW1802071620AB 0.25388	1.15e4	71.7	NO

Dataset: Untitled

Last Altered: Thursday, February 22, 2018 14:56:59 Pacific Standard Time
Printed: Thursday, February 22, 2018 14:59:55 Pacific Standard Time

Name: 180221M1_89, Date: 22-Feb-2018, Time: 07:56:14, ID: 1800294-04 GW1802071425MK 0.25152, Description: GW1802071425MK

	# Name	ID	Area	%Rec	Area Out
1	1 13C4-PFBA	1800294-04 GW1802071425MK 0.25152	9.05e3	94.8	NO
2	2 13C5-PFHxA	1800294-04 GW1802071425MK 0.25152	1.11e4	79.0	NO
3	3 13C3-PFHxS	1800294-04 GW1802071425MK 0.25152	3.38e3	100.9	NO
4	4 13C8-PFOA	1800294-04 GW1802071425MK 0.25152	1.01e4	84.1	NO
5	5 13C9-PFNA	1800294-04 GW1802071425MK 0.25152	1.19e4	77.7	NO
6	6 13C4-PFOS	1800294-04 GW1802071425MK 0.25152	2.89e3	81.7	NO
7	7 13C6-PFDA	1800294-04 GW1802071425MK 0.25152	9.41e3	74.7	NO
8	8 13C7-PFUDa	1800294-04 GW1802071425MK 0.25152	1.30e4	81.0	NO

Name: 180221M1_90, Date: 22-Feb-2018, Time: 08:07:41, ID: B8B0106-BS1 OPR 0.25, Description: OPR

	# Name	ID	Area	%Rec	Area Out
1	1 13C4-PFBA	B8B0106-BS1 OPR 0.25	6.23e3	65.2	NO
2	2 13C5-PFHxA	B8B0106-BS1 OPR 0.25	7.62e3	54.3	NO
3	3 13C3-PFHxS	B8B0106-BS1 OPR 0.25	2.47e3	73.6	NO
4	4 13C8-PFOA	B8B0106-BS1 OPR 0.25	6.98e3	58.2	NO
5	5 13C9-PFNA	B8B0106-BS1 OPR 0.25	8.29e3	53.9	NO
6	6 13C4-PFOS	B8B0106-BS1 OPR 0.25	2.60e3	73.7	NO
7	7 13C6-PFDA	B8B0106-BS1 OPR 0.25	7.43e3	59.0	NO
8	8 13C7-PFUDa	B8B0106-BS1 OPR 0.25	8.62e3	53.7	NO

Name: 180221M1_91, Date: 22-Feb-2018, Time: 08:19:11, ID: B8B0106-BSD1 LCSD 0.25, Description: LCSD

	# Name	ID	Area	%Rec	Area Out
1	1 13C4-PFBA	B8B0106-BSD1 LCSD 0.25	7.94e3	83.1	NO
2	2 13C5-PFHxA	B8B0106-BSD1 LCSD 0.25	8.98e3	64.0	NO
3	3 13C3-PFHxS	B8B0106-BSD1 LCSD 0.25	2.76e3	82.3	NO
4	4 13C8-PFOA	B8B0106-BSD1 LCSD 0.25	8.79e3	73.3	NO
5	5 13C9-PFNA	B8B0106-BSD1 LCSD 0.25	1.06e4	68.9	NO
6	6 13C4-PFOS	B8B0106-BSD1 LCSD 0.25	2.65e3	74.9	NO
7	7 13C6-PFDA	B8B0106-BSD1 LCSD 0.25	8.82e3	70.0	NO
8	8 13C7-PFUDa	B8B0106-BSD1 LCSD 0.25	1.10e4	68.4	NO

Name: 180221M1_92, Date: 22-Feb-2018, Time: 08:30:32, ID: B8B0106-BLK1 Method Blank 0.25, Description: Method Blank

	# Name	ID	Area	%Rec	Area Out
1	1 13C4-PFBA	B8B0106-BLK1 Method Blank 0.25	7.02e3	73.5	NO
2	2 13C5-PFHxA	B8B0106-BLK1 Method Blank 0.25	8.78e3	62.5	NO
3	3 13C3-PFHxS	B8B0106-BLK1 Method Blank 0.25	2.56e3	76.4	NO
4	4 13C8-PFOA	B8B0106-BLK1 Method Blank 0.25	9.26e3	77.3	NO
5	5 13C9-PFNA	B8B0106-BLK1 Method Blank 0.25	9.53e3	62.0	NO
6	6 13C4-PFOS	B8B0106-BLK1 Method Blank 0.25	1.87e3	53.0	NO
7	7 13C6-PFDA	B8B0106-BLK1 Method Blank 0.25	9.84e3	78.1	NO
8	8 13C7-PFUDa	B8B0106-BLK1 Method Blank 0.25	9.64e3	60.0	NO

Dataset: Untitled

Last Altered: Thursday, February 22, 2018 14:56:59 Pacific Standard Time

Printed: Thursday, February 22, 2018 14:59:55 Pacific Standard Time

Name: 180221M1_93, Date: 22-Feb-2018, Time: 08:41:59, ID: 1800294-05RE1 GW1802071520MK 0.25646, Description: GW1802071520MK

	# Name	ID	Area	%Rec	Area Out
1	1 13C4-PFBA	1800294-05RE1 GW1802071520MK 0...	7.59e3	79.4	NO
2	2 13C5-PFHxA	1800294-05RE1 GW1802071520MK 0...	1.01e4	72.2	NO
3	3 13C3-PFHxS	1800294-05RE1 GW1802071520MK 0...	2.43e3	72.6	NO
4	4 13C8-PFOA	1800294-05RE1 GW1802071520MK 0...	7.77e3	64.8	NO
5	5 13C9-PFNA	1800294-05RE1 GW1802071520MK 0...	8.49e3	55.2	NO
6	6 13C4-PFOS	1800294-05RE1 GW1802071520MK 0...	2.73e3	77.3	NO
7	7 13C6-PFDA	1800294-05RE1 GW1802071520MK 0...	8.99e3	71.4	NO
8	8 13C7-PFUDa	1800294-05RE1 GW1802071520MK 0...	1.12e4	69.5	NO

Name: 180221M1_94, Date: 22-Feb-2018, Time: 08:53:26, ID: 1800294-06RE1 GW1802071630MK 0.26587, Description: GW1802071630MK

	# Name	ID	Area	%Rec	Area Out
1	1 13C4-PFBA	1800294-06RE1 GW1802071630MK 0...	8.00e3	83.7	NO
2	2 13C5-PFHxA	1800294-06RE1 GW1802071630MK 0...	9.33e3	66.5	NO
3	3 13C3-PFHxS	1800294-06RE1 GW1802071630MK 0...	2.85e3	84.9	NO
4	4 13C8-PFOA	1800294-06RE1 GW1802071630MK 0...	8.15e3	67.9	NO
5	5 13C9-PFNA	1800294-06RE1 GW1802071630MK 0...	8.25e3	53.7	NO
6	6 13C4-PFOS	1800294-06RE1 GW1802071630MK 0...	2.19e3	62.0	NO
7	7 13C6-PFDA	1800294-06RE1 GW1802071630MK 0...	9.19e3	73.0	NO
8	8 13C7-PFUDa	1800294-06RE1 GW1802071630MK 0...	1.05e4	65.2	NO

Name: 180221M1_95, Date: 22-Feb-2018, Time: 09:04:56, ID: 1800294-07RE1 GW1802071635MKDUP 0.25917, Description: GW1802071635MKDUP

	# Name	ID	Area	%Rec	Area Out
1	1 13C4-PFBA	1800294-07RE1 GW1802071635MKD...	6.91e3	72.4	NO
2	2 13C5-PFHxA	1800294-07RE1 GW1802071635MKD...	9.63e3	68.6	NO
3	3 13C3-PFHxS	1800294-07RE1 GW1802071635MKD...	2.98e3	88.9	NO
4	4 13C8-PFOA	1800294-07RE1 GW1802071635MKD...	8.73e3	72.8	NO
5	5 13C9-PFNA	1800294-07RE1 GW1802071635MKD...	8.73e3	56.8	NO
6	6 13C4-PFOS	1800294-07RE1 GW1802071635MKD...	2.69e3	76.0	NO
7	7 13C6-PFDA	1800294-07RE1 GW1802071635MKD...	7.83e3	62.2	NO
8	8 13C7-PFUDa	1800294-07RE1 GW1802071635MKD...	1.07e4	66.9	NO

Name: 180221M1_96, Date: 22-Feb-2018, Time: 09:16:25, ID: 1800304-01RE1 EB011802051415AB 0.25855, Description: EB011802051415AB

	# Name	ID	Area	%Rec	Area Out
1	1 13C4-PFBA	1800304-01RE1 EB011802051415AB 0...	8.48e3	88.7	NO
2	2 13C5-PFHxA	1800304-01RE1 EB011802051415AB 0...	9.77e3	69.6	NO
3	3 13C3-PFHxS	1800304-01RE1 EB011802051415AB 0...	2.58e3	77.0	NO
4	4 13C8-PFOA	1800304-01RE1 EB011802051415AB 0...	8.71e3	72.6	NO
5	5 13C9-PFNA	1800304-01RE1 EB011802051415AB 0...	9.41e3	61.2	NO
6	6 13C4-PFOS	1800304-01RE1 EB011802051415AB 0...	2.84e3	80.3	NO
7	7 13C6-PFDA	1800304-01RE1 EB011802051415AB 0...	1.04e4	82.8	NO
8	8 13C7-PFUDa	1800304-01RE1 EB011802051415AB 0...	1.13e4	70.4	NO

Dataset: Untitled

Last Altered: Thursday, February 22, 2018 14:56:59 Pacific Standard Time

Printed: Thursday, February 22, 2018 14:59:55 Pacific Standard Time

Name: 180221M1_97, Date: 22-Feb-2018, Time: 09:27:54, ID: 1800304-02RE1 GW1802051530AB 0.25084, Description: GW1802051530AB

	# Name	ID	Area	%Rec	Area Out
1	1 13C4-PFBA	1800304-02RE1 GW1802051530AB 0....	7.59e3	79.5	NO
2	2 13C5-PFHxA	1800304-02RE1 GW1802051530AB 0....	9.93e3	70.7	NO
3	3 13C3-PFHxS	1800304-02RE1 GW1802051530AB 0....	2.58e3	76.9	NO
4	4 13C8-PFOA	1800304-02RE1 GW1802051530AB 0....	9.21e3	76.8	NO
5	5 13C9-PFNA	1800304-02RE1 GW1802051530AB 0....	7.43e3	48.3	YES
6	6 13C4-PFOS	1800304-02RE1 GW1802051530AB 0....	2.41e3	68.1	NO
7	7 13C6-PFDA	1800304-02RE1 GW1802051530AB 0....	8.38e3	66.5	NO
8	8 13C7-PFUDa	1800304-02RE1 GW1802051530AB 0....	9.23e3	57.5	NO

Name: 180221M1_98, Date: 22-Feb-2018, Time: 09:39:21, ID: 1800304-03RE1 GW1802051640AB 0.25399, Description: GW1802051640AB

	# Name	ID	Area	%Rec	Area Out
1	1 13C4-PFBA	1800304-03RE1 GW1802051640AB 0....	6.37e3	66.7	NO
2	2 13C5-PFHxA	1800304-03RE1 GW1802051640AB 0....	8.50e3	60.6	NO
3	3 13C3-PFHxS	1800304-03RE1 GW1802051640AB 0....	2.40e3	71.7	NO
4	4 13C8-PFOA	1800304-03RE1 GW1802051640AB 0....	6.44e3	53.7	NO
5	5 13C9-PFNA	1800304-03RE1 GW1802051640AB 0....	7.76e3	50.5	NO
6	6 13C4-PFOS	1800304-03RE1 GW1802051640AB 0....	2.67e3	75.4	NO
7	7 13C6-PFDA	1800304-03RE1 GW1802051640AB 0....	7.83e3	62.2	NO
8	8 13C7-PFUDa	1800304-03RE1 GW1802051640AB 0....	7.89e3	49.1	YES

Name: 180221M1_99, Date: 22-Feb-2018, Time: 09:50:50, ID: 1800304-04RE1 GW1802051510MK 0.26045, Description: GW1802051510MK

	# Name	ID	Area	%Rec	Area Out
1	1 13C4-PFBA	1800304-04RE1 GW1802051510MK 0....	6.85e3	71.7	NO
2	2 13C5-PFHxA	1800304-04RE1 GW1802051510MK 0....	8.94e3	63.8	NO
3	3 13C3-PFHxS	1800304-04RE1 GW1802051510MK 0....	2.36e3	70.4	NO
4	4 13C8-PFOA	1800304-04RE1 GW1802051510MK 0....	7.66e3	63.9	NO
5	5 13C9-PFNA	1800304-04RE1 GW1802051510MK 0....	7.49e3	48.7	YES
6	6 13C4-PFOS	1800304-04RE1 GW1802051510MK 0....	2.62e3	74.1	NO
7	7 13C6-PFDA	1800304-04RE1 GW1802051510MK 0....	8.72e3	69.3	NO
8	8 13C7-PFUDa	1800304-04RE1 GW1802051510MK 0....	9.29e3	57.8	NO

Name: 180221M1_100, Date: 22-Feb-2018, Time: 10:02:17, ID: 1800304-05RE1 GW1802051625MK 0.25932, Description: GW1802051625MK

	# Name	ID	Area	%Rec	Area Out
1	1 13C4-PFBA	1800304-05RE1 GW1802051625MK 0....	7.50e3	78.5	NO
2	2 13C5-PFHxA	1800304-05RE1 GW1802051625MK 0....	9.39e3	66.9	NO
3	3 13C3-PFHxS	1800304-05RE1 GW1802051625MK 0....	2.78e3	82.8	NO
4	4 13C8-PFOA	1800304-05RE1 GW1802051625MK 0....	8.42e3	70.2	NO
5	5 13C9-PFNA	1800304-05RE1 GW1802051625MK 0....	8.75e3	57.0	NO
6	6 13C4-PFOS	1800304-05RE1 GW1802051625MK 0....	2.56e3	72.4	NO
7	7 13C6-PFDA	1800304-05RE1 GW1802051625MK 0....	7.42e3	58.9	NO
8	8 13C7-PFUDa	1800304-05RE1 GW1802051625MK 0....	1.15e4	71.8	NO

Dataset: Untitled

Last Altered: Thursday, February 22, 2018 14:56:59 Pacific Standard Time

Printed: Thursday, February 22, 2018 14:59:55 Pacific Standard Time

Name: 180221M1_101, Date: 22-Feb-2018, Time: 10:13:47, ID: 1800305-01 REEPDW164 0.11246, Description: REEPDW164

	# Name	ID	Area	%Rec	Area Out
1	1 13C4-PFBA	1800305-01 REEPDW164 0.11246	5.60e3	58.7	NO
2	2 13C5-PFHxA	1800305-01 REEPDW164 0.11246	7.68e3	54.7	NO
3	3 13C3-PFHxS	1800305-01 REEPDW164 0.11246	2.42e3	72.3	NO
4	4 13C8-PFOA	1800305-01 REEPDW164 0.11246	7.39e3	61.6	NO
5	5 13C9-PFNA	1800305-01 REEPDW164 0.11246	7.66e3	49.8	YES
6	6 13C4-PFOS	1800305-01 REEPDW164 0.11246	2.13e3	60.2	NO
7	7 13C6-PFDA	1800305-01 REEPDW164 0.11246	8.81e3	70.0	NO
8	8 13C7-PFUDa	1800305-01 REEPDW164 0.11246	8.78e3	54.6	NO

Name: 180221M1_102, Date: 22-Feb-2018, Time: 10:25:17, ID: IPA, Description: IPA

	# Name	ID	Area	%Rec	Area Out
1	1 13C4-PFBA	IPA			NO
2	2 13C5-PFHxA	IPA			NO
3	3 13C3-PFHxS	IPA			NO
4	4 13C8-PFOA	IPA			NO
5	5 13C9-PFNA	IPA			NO
6	6 13C4-PFOS	IPA			NO
7	7 13C6-PFDA	IPA			NO
8	8 13C7-PFUDa	IPA			NO

Name: 180221M1_103, Date: 22-Feb-2018, Time: 10:36:43, ID: ST180221M1-15 PFC CS3 18B0815, Description: PFC CS3 18B0815

	# Name	ID	Area	%Rec	Area Out
1	1 13C4-PFBA	ST180221M1-15 PFC CS3 18B0815	8.50e3	89.0	NO
2	2 13C5-PFHxA	ST180221M1-15 PFC CS3 18B0815	1.90e4	135.5	NO
3	3 13C3-PFHxS	ST180221M1-15 PFC CS3 18B0815	3.97e3	118.3	NO
4	4 13C8-PFOA	ST180221M1-15 PFC CS3 18B0815	1.55e4	129.4	NO
5	5 13C9-PFNA	ST180221M1-15 PFC CS3 18B0815	1.77e4	115.1	NO
6	6 13C4-PFOS	ST180221M1-15 PFC CS3 18B0815	3.94e3	111.6	NO
7	7 13C6-PFDA	ST180221M1-15 PFC CS3 18B0815	1.67e4	132.8	NO
8	8 13C7-PFUDa	ST180221M1-15 PFC CS3 18B0815	2.02e4	125.5	NO

Name: 180221M1_104, Date: 22-Feb-2018, Time: 10:48:13, ID: IPA, Description: IPA

	# Name	ID	Area	%Rec	Area Out
1	1 13C4-PFBA	IPA			NO
2	2 13C5-PFHxA	IPA			NO
3	3 13C3-PFHxS	IPA			NO
4	4 13C8-PFOA	IPA			NO
5	5 13C9-PFNA	IPA			NO
6	6 13C4-PFOS	IPA			NO
7	7 13C6-PFDA	IPA			NO
8	8 13C7-PFUDa	IPA			NO

Dataset: Untitled

Last Altered: Thursday, February 22, 2018 14:56:59 Pacific Standard Time

Printed: Thursday, February 22, 2018 14:59:55 Pacific Standard Time

Name: 180221M1_105, Date: 22-Feb-2018, Time: 10:59:42, ID: 1800305-02 REEPDW165 0.11853, Description: REEPDW165

	# Name	ID	Area	%Rec	Area Out
1	1 13C4-PFBA	1800305-02 REEPDW165 0.11853	5.20e3	54.4	NO
2	2 13C5-PFHxA	1800305-02 REEPDW165 0.11853	6.47e3	46.1	YES
3	3 13C3-PFHxS	1800305-02 REEPDW165 0.11853	2.27e3	67.7	NO
4	4 13C8-PFOA	1800305-02 REEPDW165 0.11853	5.92e3	49.4	YES
5	5 13C9-PFNA	1800305-02 REEPDW165 0.11853	5.86e3	38.1	YES
6	6 13C4-PFOS	1800305-02 REEPDW165 0.11853	2.05e3	58.1	NO
7	7 13C6-PFDA	1800305-02 REEPDW165 0.11853	7.07e3	56.1	NO
8	8 13C7-PFUdA	1800305-02 REEPDW165 0.11853	9.91e3	61.7	NO

Name: 180221M1_106, Date: 22-Feb-2018, Time: 11:11:12, ID: 1800305-03 REEPDW166 0.11597, Description: REEPDW166

	# Name	ID	Area	%Rec	Area Out
1	1 13C4-PFBA	1800305-03 REEPDW166 0.11597	5.54e3	58.0	NO
2	2 13C5-PFHxA	1800305-03 REEPDW166 0.11597	7.90e3	56.3	NO
3	3 13C3-PFHxS	1800305-03 REEPDW166 0.11597	2.42e3	72.3	NO
4	4 13C8-PFOA	1800305-03 REEPDW166 0.11597	6.46e3	53.8	NO
5	5 13C9-PFNA	1800305-03 REEPDW166 0.11597	7.11e3	46.3	YES
6	6 13C4-PFOS	1800305-03 REEPDW166 0.11597	2.44e3	68.9	NO
7	7 13C6-PFDA	1800305-03 REEPDW166 0.11597	6.36e3	50.5	NO
8	8 13C7-PFUdA	1800305-03 REEPDW166 0.11597	7.10e3	44.2	YES

Name: 180221M1_107, Date: 22-Feb-2018, Time: 11:22:39, ID: 1800305-04 REEPDW167 0.09912, Description: REEPDW167

	# Name	ID	Area	%Rec	Area Out
1	1 13C4-PFBA	1800305-04 REEPDW167 0.09912	7.87e3	82.4	NO
2	2 13C5-PFHxA	1800305-04 REEPDW167 0.09912	9.41e3	67.1	NO
3	3 13C3-PFHxS	1800305-04 REEPDW167 0.09912	2.60e3	77.6	NO
4	4 13C8-PFOA	1800305-04 REEPDW167 0.09912	9.11e3	76.0	NO
5	5 13C9-PFNA	1800305-04 REEPDW167 0.09912	9.23e3	60.1	NO
6	6 13C4-PFOS	1800305-04 REEPDW167 0.09912	2.11e3	59.6	NO
7	7 13C6-PFDA	1800305-04 REEPDW167 0.09912	7.65e3	60.7	NO
8	8 13C7-PFUdA	1800305-04 REEPDW167 0.09912	9.91e3	61.7	NO

Name: 180221M1_108, Date: 22-Feb-2018, Time: 11:34:08, ID: 1800305-05 REEPDW168 0.11911, Description: REEPDW168

	# Name	ID	Area	%Rec	Area Out
1	1 13C4-PFBA	1800305-05 REEPDW168 0.11911	7.49e3	78.4	NO
2	2 13C5-PFHxA	1800305-05 REEPDW168 0.11911	8.45e3	60.2	NO
3	3 13C3-PFHxS	1800305-05 REEPDW168 0.11911	1.92e3	57.3	NO
4	4 13C8-PFOA	1800305-05 REEPDW168 0.11911	7.86e3	65.5	NO
5	5 13C9-PFNA	1800305-05 REEPDW168 0.11911	8.92e3	58.0	NO
6	6 13C4-PFOS	1800305-05 REEPDW168 0.11911	2.05e3	58.1	NO
7	7 13C6-PFDA	1800305-05 REEPDW168 0.11911	8.13e3	64.5	NO
8	8 13C7-PFUdA	1800305-05 REEPDW168 0.11911	1.05e4	65.2	NO

Dataset: Untitled

Last Altered: Thursday, February 22, 2018 14:56:59 Pacific Standard Time

Printed: Thursday, February 22, 2018 14:59:55 Pacific Standard Time

Name: 180221M1_109, Date: 22-Feb-2018, Time: 11:45:38, ID: 1800305-06 REEPDW169 0.11678, Description: REEPDW169

	# Name	ID	Area	%Rec	Area Out
1	1 13C4-PFBA	1800305-06 REEPDW169 0.11678	6.85e3	71.7	NO
2	2 13C5-PFHxA	1800305-06 REEPDW169 0.11678	8.54e3	60.9	NO
3	3 13C3-PFHxS	1800305-06 REEPDW169 0.11678	2.83e3	84.3	NO
4	4 13C8-PFOA	1800305-06 REEPDW169 0.11678	8.30e3	69.2	NO
5	5 13C9-PFNA	1800305-06 REEPDW169 0.11678	8.72e3	56.7	NO
6	6 13C4-PFOS	1800305-06 REEPDW169 0.11678	2.29e3	64.8	NO
7	7 13C6-PFDA	1800305-06 REEPDW169 0.11678	1.05e4	83.3	NO
8	8 13C7-PFUDa	1800305-06 REEPDW169 0.11678	1.00e4	62.3	NO

Name: 180221M1_110, Date: 22-Feb-2018, Time: 11:57:07, ID: 1800305-07 REEPDW170 0.1136, Description: REEPDW170

	# Name	ID	Area	%Rec	Area Out
1	1 13C4-PFBA	1800305-07 REEPDW170 0.1136	7.53e3	78.8	NO
2	2 13C5-PFHxA	1800305-07 REEPDW170 0.1136	1.10e4	78.5	NO
3	3 13C3-PFHxS	1800305-07 REEPDW170 0.1136	2.77e3	82.6	NO
4	4 13C8-PFOA	1800305-07 REEPDW170 0.1136	8.53e3	71.1	NO
5	5 13C9-PFNA	1800305-07 REEPDW170 0.1136	8.03e3	52.2	NO
6	6 13C4-PFOS	1800305-07 REEPDW170 0.1136	2.42e3	68.6	NO
7	7 13C6-PFDA	1800305-07 REEPDW170 0.1136	8.78e3	69.7	NO
8	8 13C7-PFUDa	1800305-07 REEPDW170 0.1136	1.20e4	75.0	NO

Name: 180221M1_111, Date: 22-Feb-2018, Time: 12:08:37, ID: 1800305-08 REEPDW516 0.12039, Description: REEPDW516

	# Name	ID	Area	%Rec	Area Out
1	1 13C4-PFBA	1800305-08 REEPDW516 0.12039	7.13e3	74.6	NO
2	2 13C5-PFHxA	1800305-08 REEPDW516 0.12039	8.63e3	61.5	NO
3	3 13C3-PFHxS	1800305-08 REEPDW516 0.12039	2.55e3	76.0	NO
4	4 13C8-PFOA	1800305-08 REEPDW516 0.12039	8.72e3	72.7	NO
5	5 13C9-PFNA	1800305-08 REEPDW516 0.12039	9.07e3	59.0	NO
6	6 13C4-PFOS	1800305-08 REEPDW516 0.12039	3.19e3	90.2	NO
7	7 13C6-PFDA	1800305-08 REEPDW516 0.12039	1.02e4	81.2	NO
8	8 13C7-PFUDa	1800305-08 REEPDW516 0.12039	9.97e3	62.1	NO

Name: 180221M1_112, Date: 22-Feb-2018, Time: 12:20:06, ID: 1800305-09 REEPDW171 0.1205, Description: REEPDW171

	# Name	ID	Area	%Rec	Area Out
1	1 13C4-PFBA	1800305-09 REEPDW171 0.1205	7.82e3	81.9	NO
2	2 13C5-PFHxA	1800305-09 REEPDW171 0.1205	1.04e4	74.4	NO
3	3 13C3-PFHxS	1800305-09 REEPDW171 0.1205	2.51e3	74.8	NO
4	4 13C8-PFOA	1800305-09 REEPDW171 0.1205	8.45e3	70.4	NO
5	5 13C9-PFNA	1800305-09 REEPDW171 0.1205	8.96e3	58.3	NO
6	6 13C4-PFOS	1800305-09 REEPDW171 0.1205	2.24e3	63.4	NO
7	7 13C6-PFDA	1800305-09 REEPDW171 0.1205	8.07e3	64.0	NO
8	8 13C7-PFUDa	1800305-09 REEPDW171 0.1205	9.45e3	58.8	NO

Dataset: Untitled

Last Altered: Thursday, February 22, 2018 14:56:59 Pacific Standard Time
Printed: Thursday, February 22, 2018 14:59:55 Pacific Standard Time

Name: 180221M1_113, Date: 22-Feb-2018, Time: 12:31:36, ID: 1800305-10 REEPDW172 0.11734, Description: REEPDW172

	# Name	ID	Area	%Rec	Area Out
1	1 13C4-PFBA	1800305-10 REEPDW172 0.11734	6.90e3	72.2	NO
2	2 13C5-PFHxA	1800305-10 REEPDW172 0.11734	9.73e3	69.4	NO
3	3 13C3-PFHxS	1800305-10 REEPDW172 0.11734	2.48e3	73.8	NO
4	4 13C8-PFOA	1800305-10 REEPDW172 0.11734	7.60e3	63.3	NO
5	5 13C9-PFNA	1800305-10 REEPDW172 0.11734	7.69e3	50.0	NO
6	6 13C4-PFOS	1800305-10 REEPDW172 0.11734	2.33e3	66.0	NO
7	7 13C6-PFDA	1800305-10 REEPDW172 0.11734	8.76e3	69.5	NO
8	8 13C7-PFUDa	1800305-10 REEPDW172 0.11734	9.67e3	60.2	NO

Name: 180221M1_114, Date: 22-Feb-2018, Time: 12:43:06, ID: 1800305-11 REEPDW173 0.11855, Description: REEPDW173

	# Name	ID	Area	%Rec	Area Out
1	1 13C4-PFBA	1800305-11 REEPDW173 0.11855	6.46e3	67.6	NO
2	2 13C5-PFHxA	1800305-11 REEPDW173 0.11855	8.15e3	58.1	NO
3	3 13C3-PFHxS	1800305-11 REEPDW173 0.11855	2.50e3	74.7	NO
4	4 13C8-PFOA	1800305-11 REEPDW173 0.11855	7.01e3	58.5	NO
5	5 13C9-PFNA	1800305-11 REEPDW173 0.11855	9.67e3	62.9	NO
6	6 13C4-PFOS	1800305-11 REEPDW173 0.11855	2.57e3	72.7	NO
7	7 13C6-PFDA	1800305-11 REEPDW173 0.11855	7.13e3	56.6	NO
8	8 13C7-PFUDa	1800305-11 REEPDW173 0.11855	1.10e4	68.7	NO

Name: 180221M1_115, Date: 22-Feb-2018, Time: 12:54:35, ID: IPA, Description: IPA

	# Name	ID	Area	%Rec	Area Out
1	1 13C4-PFBA	IPA			NO
2	2 13C5-PFHxA	IPA			NO
3	3 13C3-PFHxS	IPA			NO
4	4 13C8-PFOA	IPA			NO
5	5 13C9-PFNA	IPA			NO
6	6 13C4-PFOS	IPA			NO
7	7 13C6-PFDA	IPA			NO
8	8 13C7-PFUDa	IPA			NO

Name: 180221M1_116, Date: 22-Feb-2018, Time: 13:06:05, ID: ST180221M1-16 PFC CS3 18B0815, Description: PFC CS3 18B0815

	# Name	ID	Area	%Rec	Area Out
1	1 13C4-PFBA	ST180221M1-16 PFC CS3 18B0815	9.07e3	95.0	NO
2	2 13C5-PFHxA	ST180221M1-16 PFC CS3 18B0815	1.68e4	119.8	NO
3	3 13C3-PFHxS	ST180221M1-16 PFC CS3 18B0815	4.08e3	121.6	NO
4	4 13C8-PFOA	ST180221M1-16 PFC CS3 18B0815	1.37e4	113.9	NO
5	5 13C9-PFNA	ST180221M1-16 PFC CS3 18B0815	1.69e4	109.8	NO
6	6 13C4-PFOS	ST180221M1-16 PFC CS3 18B0815	4.00e3	113.1	NO
7	7 13C6-PFDA	ST180221M1-16 PFC CS3 18B0815	1.48e4	117.7	NO
8	8 13C7-PFUDa	ST180221M1-16 PFC CS3 18B0815	2.01e4	125.5	NO

Dataset: Untitled

Last Altered: Thursday, February 22, 2018 11:23:16 Pacific Standard Time

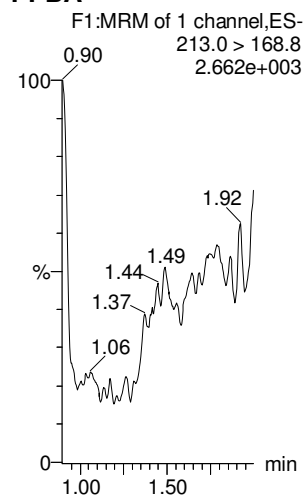
Printed: Thursday, February 22, 2018 11:23:25 Pacific Standard Time

Method: F:\Projects\PFAS.PRO\MethDB\PFAS_FULL_80C_022118.mdb 22 Feb 2018 10:27:20

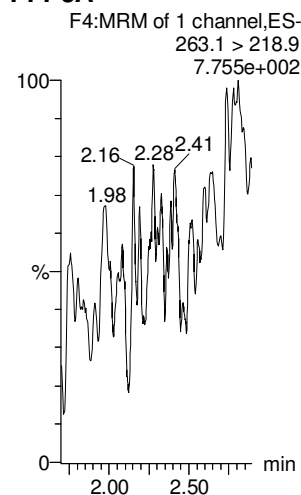
Calibration: F:\Projects\PFAS.PRO\CurveDB\C18_VAL-PFAS_Q4_02-21-18-FULL.cdb 22 Feb 2018 11:04:24

Name: 180221M1_14, Date: 21-Feb-2018, Time: 17:35:46, ID: IPA, Description: IPA

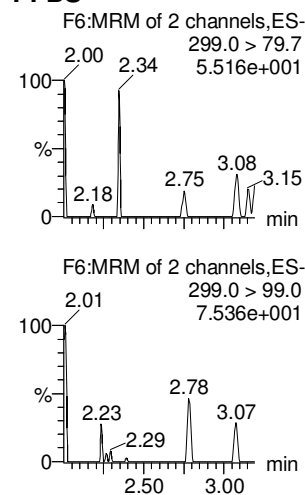
PFBA



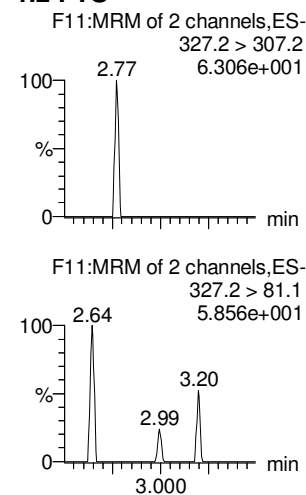
PFPeA



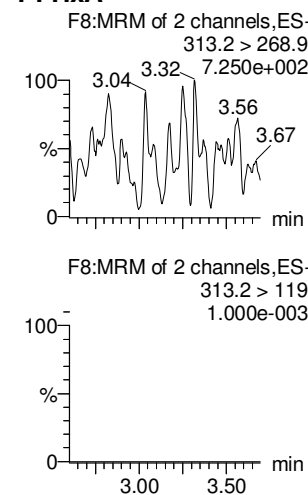
PFBS



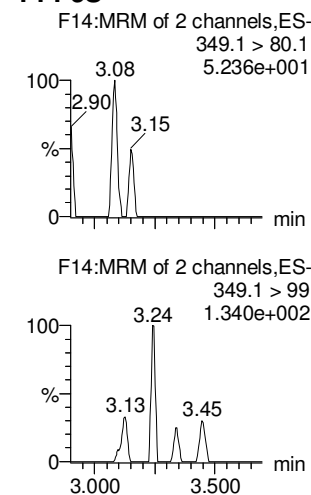
4:2 FTS



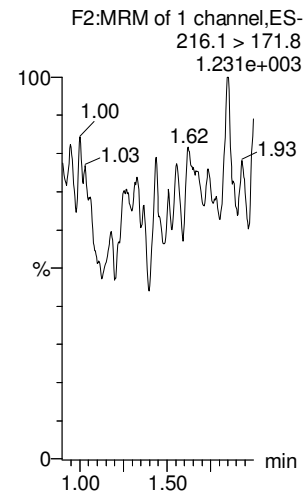
PFHxA



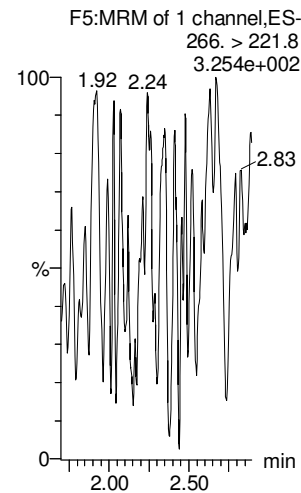
PFPeS



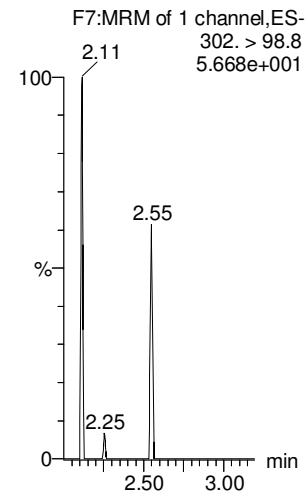
13C3-PFBA



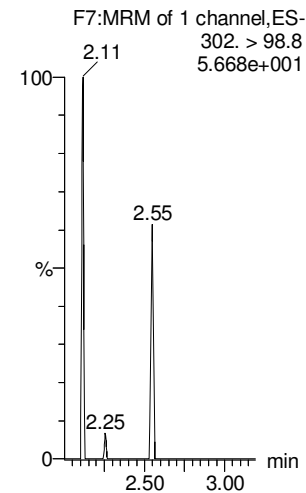
13C3-PFPeA



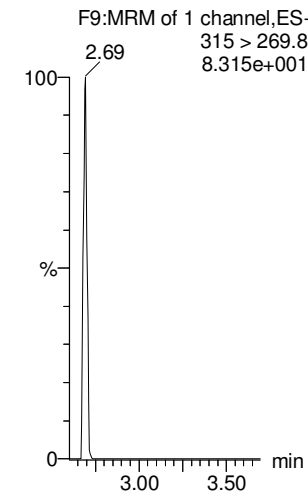
13C3-PFBS



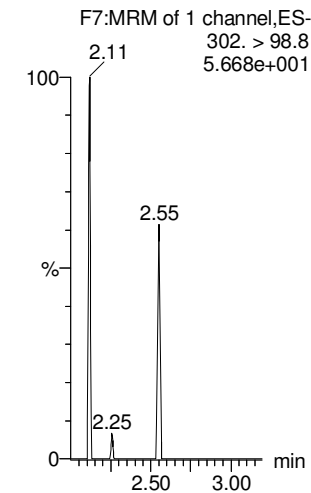
13C3-PFBS



13C2-PFHxA



13C3-PFBS



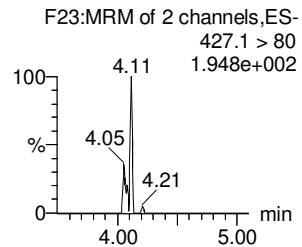
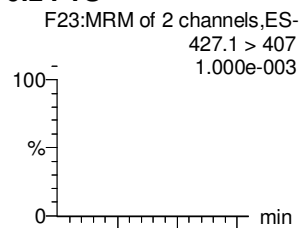
Dataset: Untitled

Last Altered: Thursday, February 22, 2018 11:23:16 Pacific Standard Time

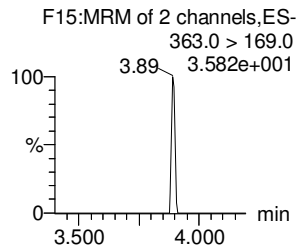
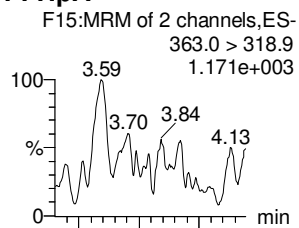
Printed: Thursday, February 22, 2018 11:23:25 Pacific Standard Time

Name: 180221M1_14, Date: 21-Feb-2018, Time: 17:35:46, ID: IPA, Description: IPA

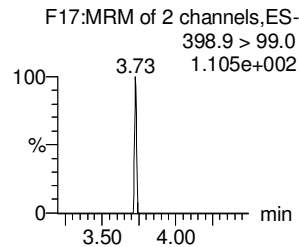
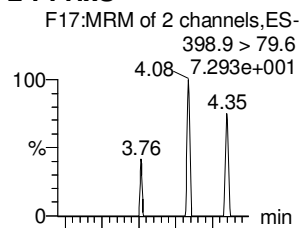
6:2 FTS



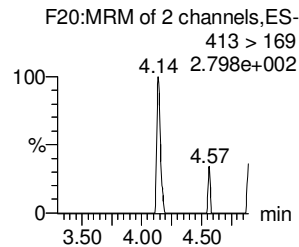
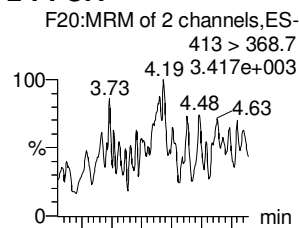
PFHpA



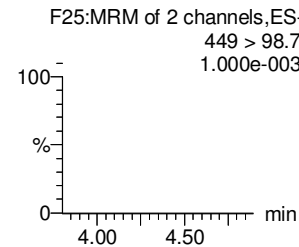
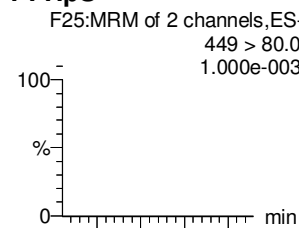
L-PFHxS



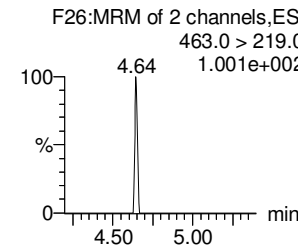
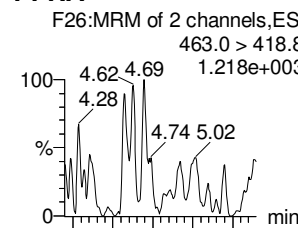
L-PFOA



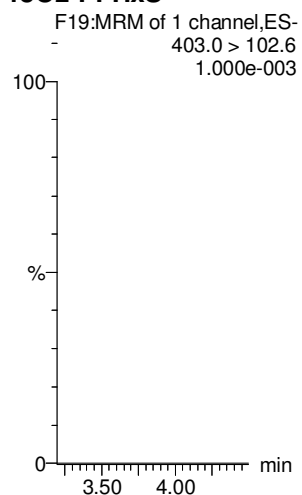
PFHpS



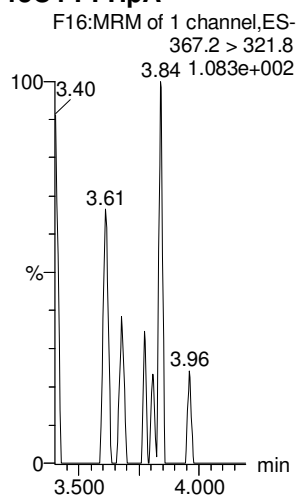
PFNA



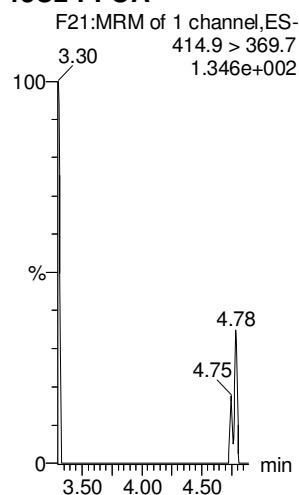
18O2-PFHxS



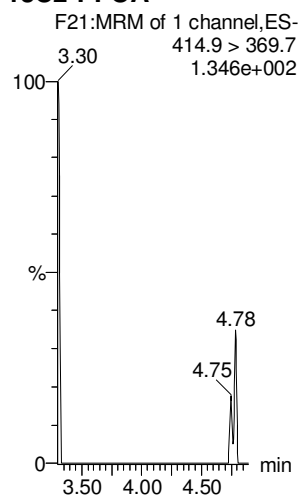
13C4-PFHpA



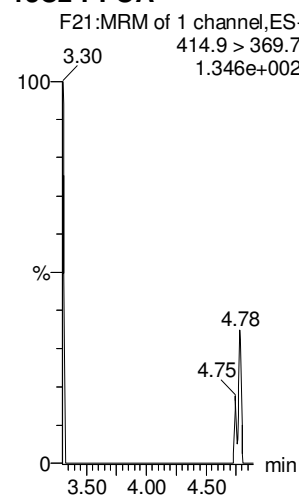
13C2-PFOA



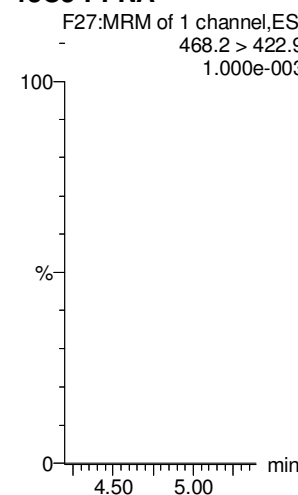
13C2-PFOA



13C2-PFOA



13C5-PFNA



Dataset: Untitled

Last Altered: Thursday, February 22, 2018 11:23:16 Pacific Standard Time

Printed: Thursday, February 22, 2018 11:23:25 Pacific Standard Time

Name: 180221M1_14, Date: 21-Feb-2018, Time: 17:35:46, ID: IPA, Description: IPA

PFOSA

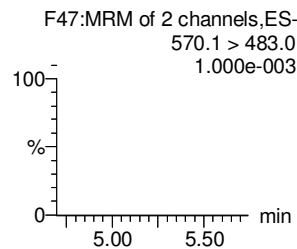
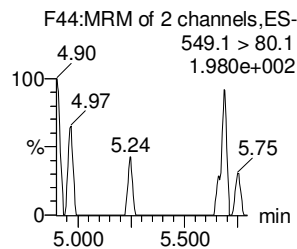
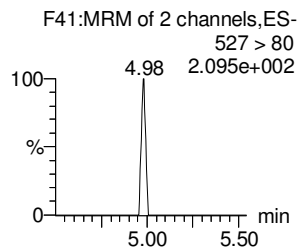
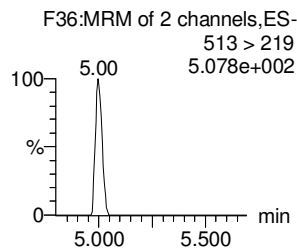
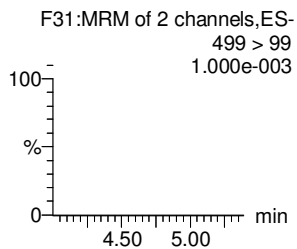
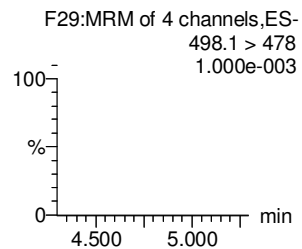
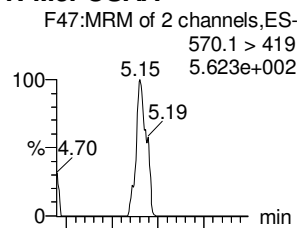
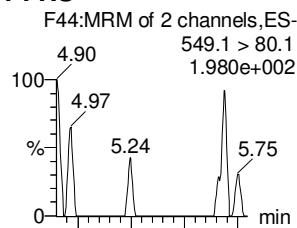
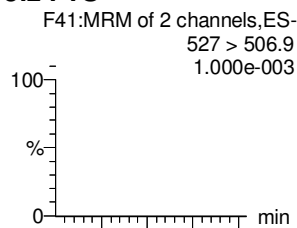
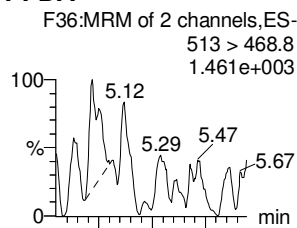
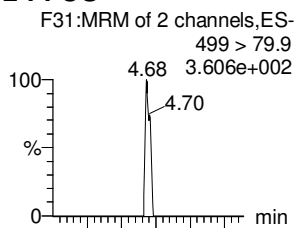
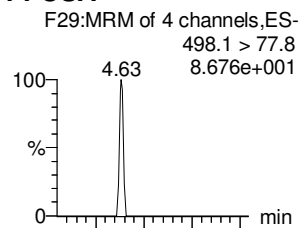
L-PFOS

PFDA

8:2 FTS

PFNS

N-MeFOSAA



13C8-PFOSA

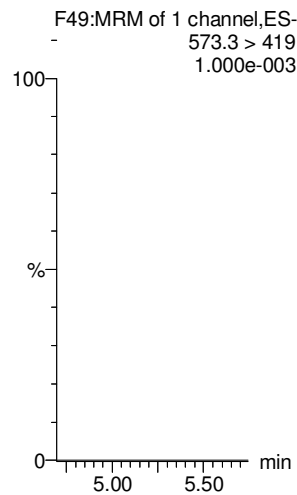
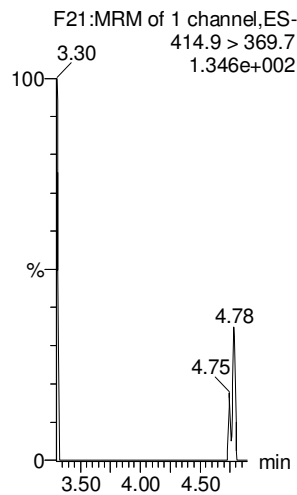
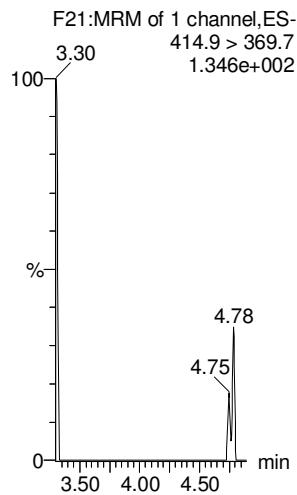
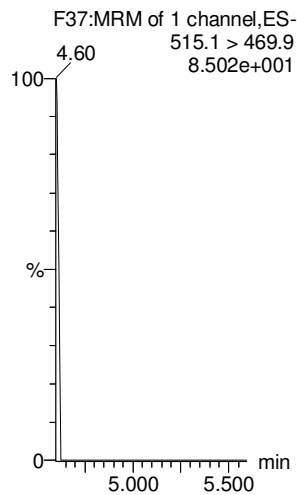
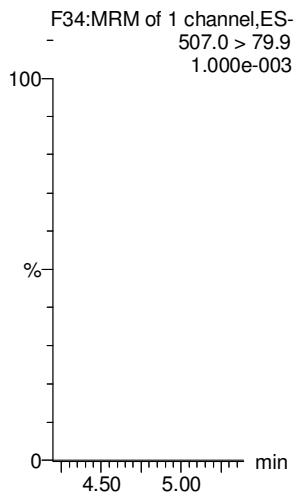
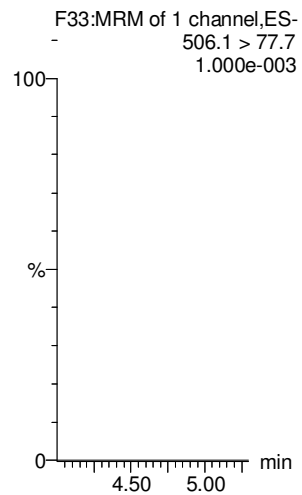
13C8-PFOS

13C2-PFDA

13C2-PFOA

13C2-PFOA

d3-N-MeFOSAA



Dataset: Untitled

Last Altered: Thursday, February 22, 2018 11:23:16 Pacific Standard Time

Printed: Thursday, February 22, 2018 11:23:25 Pacific Standard Time

Name: 180221M1_14, Date: 21-Feb-2018, Time: 17:35:46, ID: IPA, Description: IPA

N-EtFOSAA

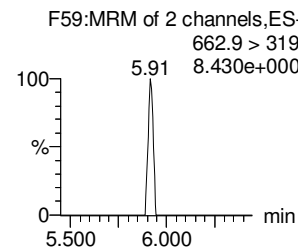
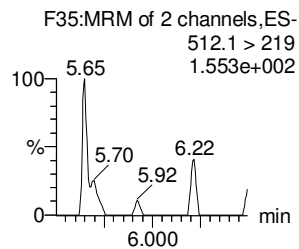
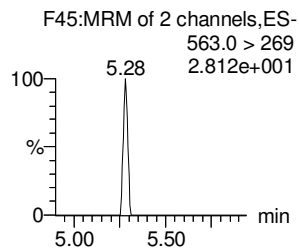
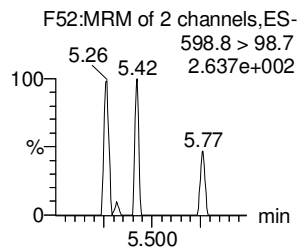
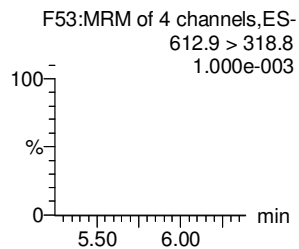
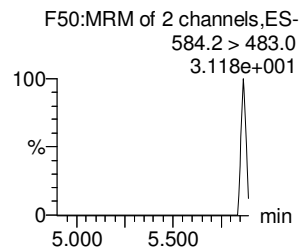
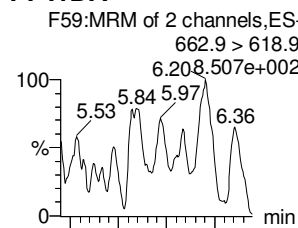
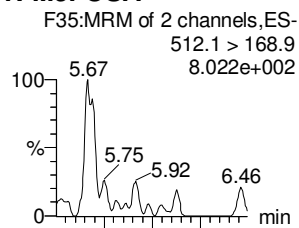
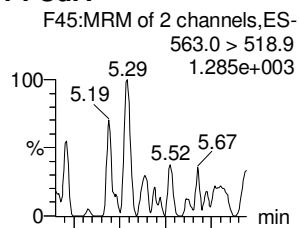
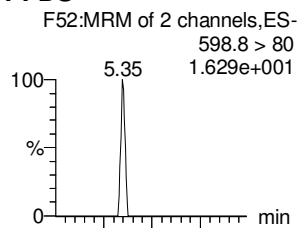
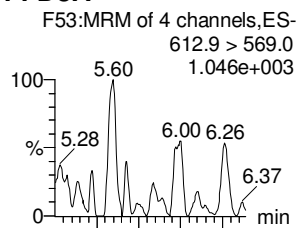
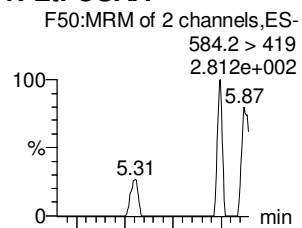
PFDoA

PFDS

PFUdA

N-MeFOSA

PFTrDA



d5-N-EtFOSAA

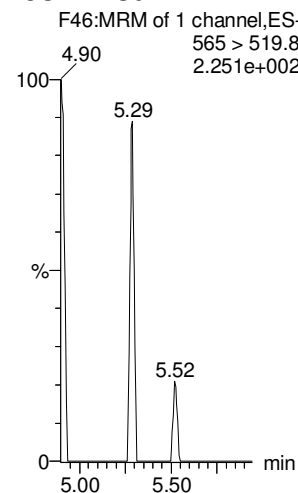
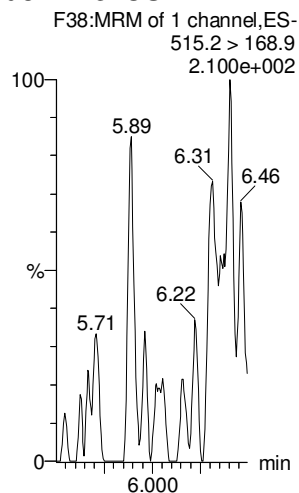
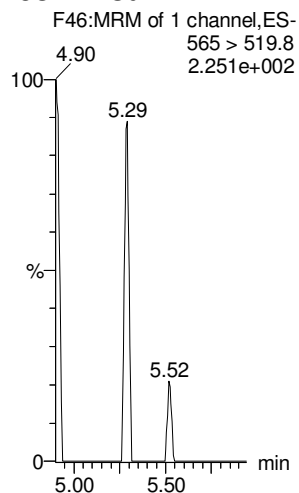
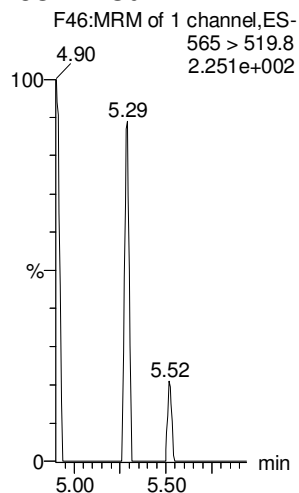
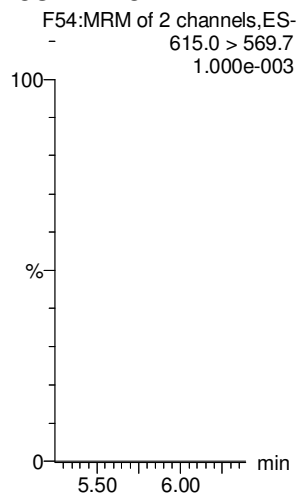
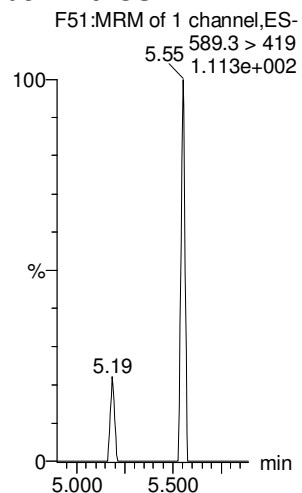
13C2-PFDoA

13C2-PFUdA

13C2-PFUdA

d3-N-MeFOSA

13C2-PFUdA



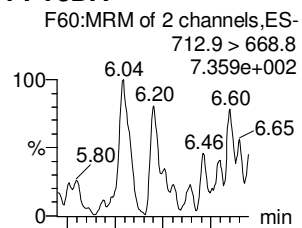
Dataset: Untitled

Last Altered: Thursday, February 22, 2018 11:23:16 Pacific Standard Time

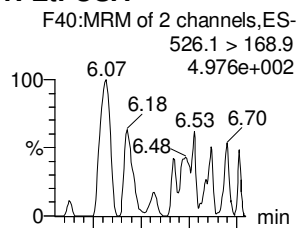
Printed: Thursday, February 22, 2018 11:23:25 Pacific Standard Time

Name: 180221M1_14, Date: 21-Feb-2018, Time: 17:35:46, ID: IPA, Description: IPA

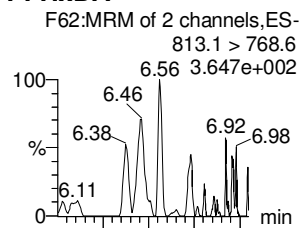
PFTeDA



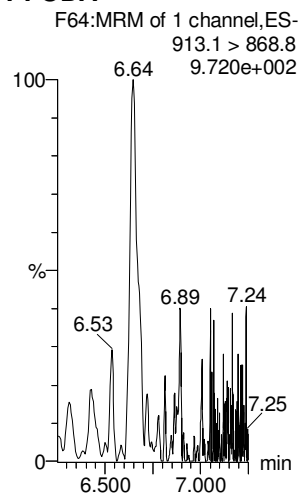
N-EtFOSE



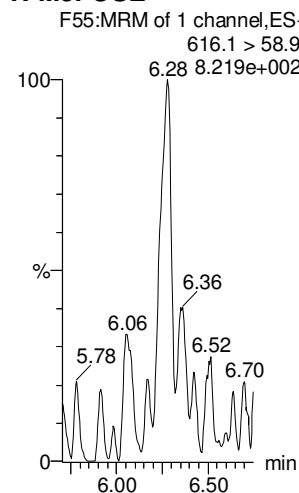
PFHxDA



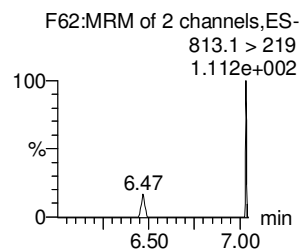
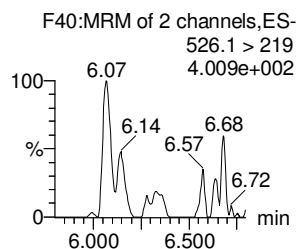
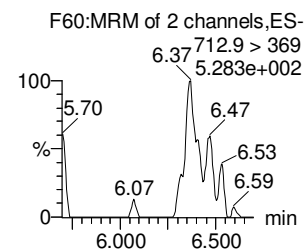
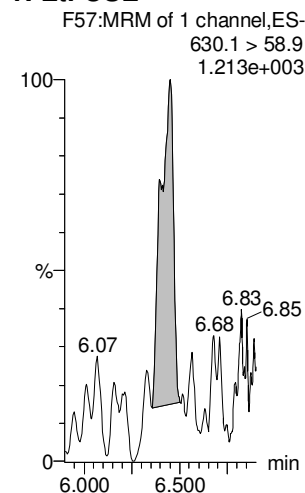
PFODA



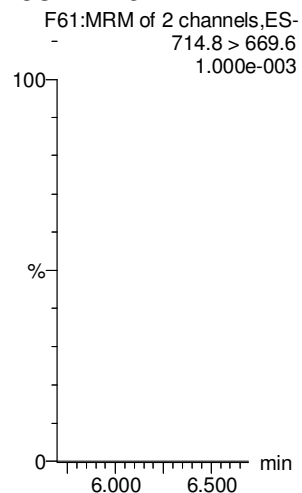
N-MeFOSE



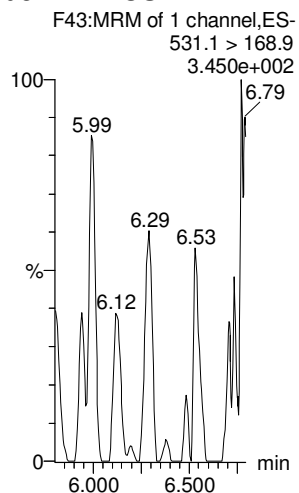
N-EtFOSE



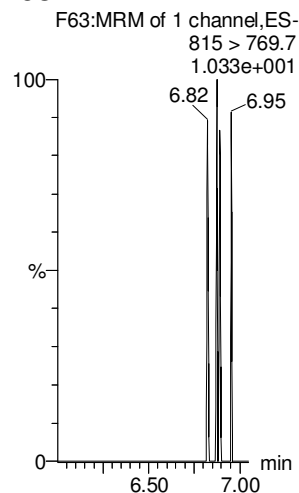
13C2-PFTeDA



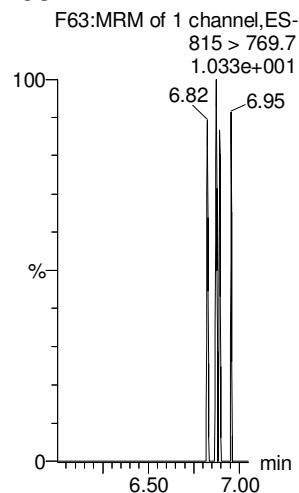
d5-N-ETFOSE



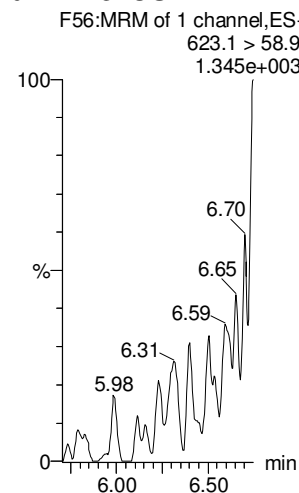
13C2-PFHxDA



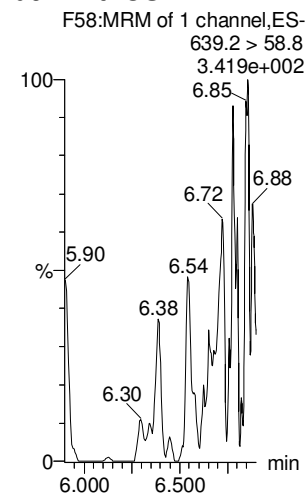
13C2-PFHxDA



d7-N-MeFOSE



d9-N-EtFOSE



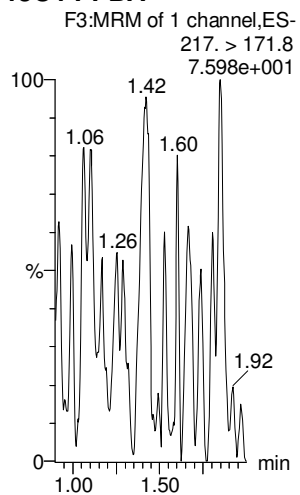
Dataset: Untitled

Last Altered: Thursday, February 22, 2018 11:23:16 Pacific Standard Time

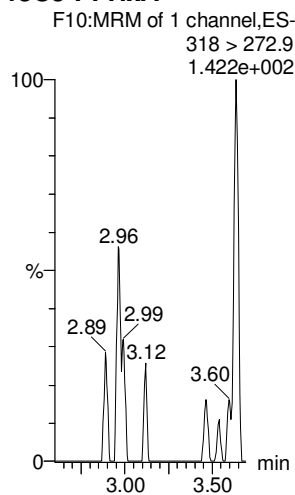
Printed: Thursday, February 22, 2018 11:23:25 Pacific Standard Time

Name: 180221M1_14, Date: 21-Feb-2018, Time: 17:35:46, ID: IPA, Description: IPA

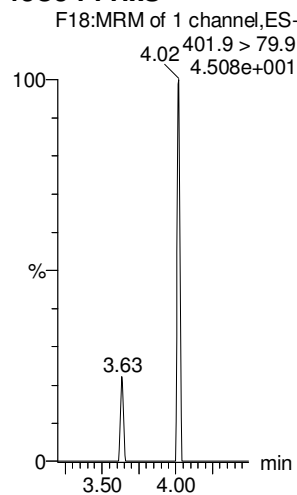
13C4-PFBA



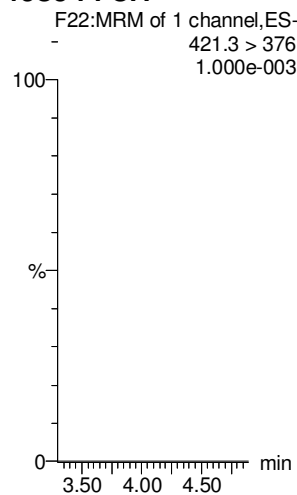
13C5-PFHxA



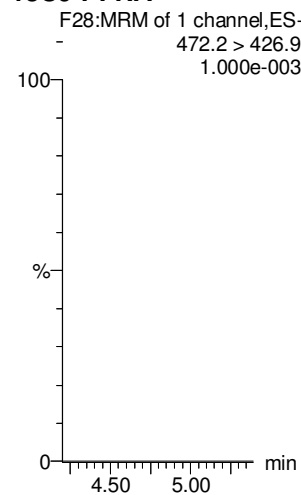
13C3-PFHxS



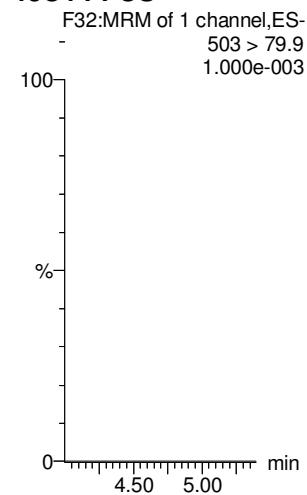
13C8-PFOA



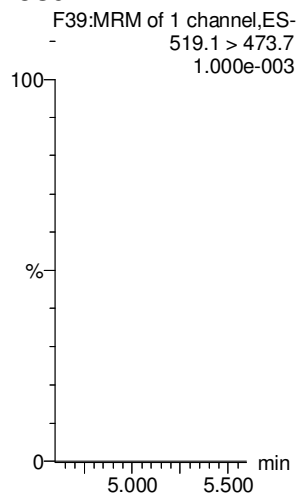
13C9-PFNA



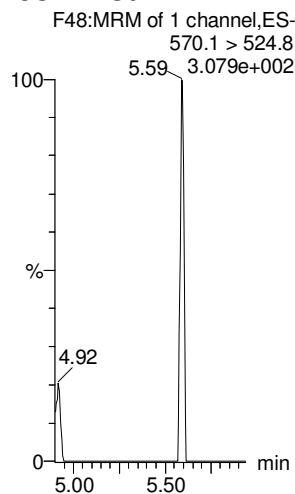
13C4-PFOS



13C6-PFDA



13C7-PFUdA



LC Calibration Standards Review Checklist

024

Calibration ID:	ION Ratio	Concentration	C-Cals Name	Sign Date	Correct I-Cal	Manual Integrations	
ST180221M1-11 LMH	<input checked="" type="checkbox"/>	<input checked="" type="checkbox"/>	<input checked="" type="checkbox"/>	<input checked="" type="checkbox"/>	<input checked="" type="checkbox"/>	<input checked="" type="checkbox"/>	<input type="checkbox"/>
T -12 LMH	<input type="checkbox"/>	<input checked="" type="checkbox"/> (A)	<input checked="" type="checkbox"/>	<input checked="" type="checkbox"/>	<input checked="" type="checkbox"/>	<input checked="" type="checkbox"/>	<input type="checkbox"/>
-13 LMH	<input type="checkbox"/>	<input checked="" type="checkbox"/> (B)	<input checked="" type="checkbox"/>	<input checked="" type="checkbox"/>	<input checked="" type="checkbox"/>	<input checked="" type="checkbox"/>	<input type="checkbox"/>
-14 LMH	<input type="checkbox"/>	<input checked="" type="checkbox"/> (C)	<input checked="" type="checkbox"/>	<input checked="" type="checkbox"/>	<input checked="" type="checkbox"/>	<input checked="" type="checkbox"/>	<input type="checkbox"/>
-15 LMH	<input type="checkbox"/>	<input checked="" type="checkbox"/> (D)	<input checked="" type="checkbox"/>	<input checked="" type="checkbox"/>	<input checked="" type="checkbox"/>	<input checked="" type="checkbox"/>	<input type="checkbox"/>
↓ -16 LMH	<input checked="" type="checkbox"/>	<input checked="" type="checkbox"/> (E)	<input checked="" type="checkbox"/>	<input checked="" type="checkbox"/>	<input checked="" type="checkbox"/>	<input checked="" type="checkbox"/>	<input checked="" type="checkbox"/>
_____ LMH	<input type="checkbox"/>	<input type="checkbox"/>	<input type="checkbox"/>	<input type="checkbox"/>	<input type="checkbox"/>	<input type="checkbox"/>	<input type="checkbox"/>
_____ LMH	<input type="checkbox"/>	<input type="checkbox"/>	<input type="checkbox"/>	<input type="checkbox"/>	<input type="checkbox"/>	<input type="checkbox"/>	<input type="checkbox"/>
_____ LMH	<input type="checkbox"/>	<input type="checkbox"/>	<input type="checkbox"/>	<input type="checkbox"/>	<input type="checkbox"/>	<input type="checkbox"/>	<input type="checkbox"/>
_____ LMH	<input type="checkbox"/>	<input type="checkbox"/>	<input type="checkbox"/>	<input type="checkbox"/>	<input type="checkbox"/>	<input type="checkbox"/>	<input type="checkbox"/>

ME

Full Mass Cal. Date: 12/27/17

Run Log Present:

of Samples per Sequence Checked:

Instrument Blank Saved: 180221M

IIS Area Saved: 180221M1

Reviewed By: JA 02/23/2018
Initials/Date

Comments:

(A) PFDOA >130%.

(B) PFDS, PFDOA >130%.

(C) PFDOA >130%.

(D) PFNS >130%.

(E) PFTVDA >130%.

Dataset: F:\Projects\PFAS.PRO\Results\180221M1\180221M1-31.qld

✓ JA.
02/23/2018

Last Altered: Thursday, February 22, 2018 15:01:16 Pacific Standard Time

Printed: Thursday, February 22, 2018 15:01:42 Pacific Standard Time

Method: F:\Projects\PFAS.PRO\MethDB\PFAS_FULL_80C_022118.mdb 22 Feb 2018 10:27:20

Calibration: F:\Projects\PFAS.PRO\CurveDB\C18_VAL-PFAS_Q4_02-21-18-FULL.cdb 22 Feb 2018 11:04:24

Name: 180221M1_31, Date: 21-Feb-2018, Time: 20:50:56, ID: ST180221M1-11 PFC CS3 18B0815, Description: PFC CS3 18B0815

#	Name	Trace	Area	IS Area	RRF	Pred.RT	RT	y Axis Resp.	Conc.	%Rec	Recovery Out
1	1 PFBA	213.0 > 168.8	8.94e3	9.62e3		1.46	1.32	11.6	10.1	101.4	NO
2	2 PFPeA	263.1 > 218.9	1.08e4	1.29e4		2.42	2.28	10.5	10.5	105.0	NO
3	3 PFBS	299.0 > 79.7	2.51e3	1.73e3		2.60	2.56	18.1	10.7	106.9	NO
4	4 4:2 FTS	327.2>307.2	2.12e3	1.73e3		3.00	2.96	15.3	13.0	129.6	NO
5	5 PFHxA	313.2 > 268.9	1.24e4	3.78e3		3.19	3.05	16.4	11.1	111.3	NO
6	6 PFPeS	349.1>80.1	2.59e3	1.73e3		3.39	3.25	18.7	9.64	96.4	NO
7	7 PFHpA	363.0 > 318.9	1.24e4	9.91e3		3.81	3.67	15.7	12.1	121.1	NO
8	8 L-PFHxS	398.9 > 79.6	1.88e3	1.35e3		3.85	3.82	17.5	9.18	91.8	NO
9	10 6:2 FTS	427.1 > 407	3.08e3	1.50e4		4.28	4.13	2.56	11.7	117.4	NO
10	11 L-PFOA	413 > 368.7	1.25e4	1.50e4		4.22	4.19	10.4	11.0	109.7	NO
11	13 PFHpS	449 > 80.0	3.12e3	3.91e3		4.44	4.30	9.98	9.38	93.8	NO
12	14 PFNA	463.0 > 418.8	1.35e4	1.24e4		4.76	4.62	13.6	10.0	100.2	NO
13	15 PFOSA	498.1 > 77.8	3.52e3	4.03e3		4.83	4.68	10.9	10.6	105.9	NO
14	16 L-PFOS	499 > 79.9	2.75e3	3.91e3		4.74	4.70	8.79	8.73	87.3	NO
15	18 PFDA	513 > 468.8	1.21e4	1.13e4		5.14	5.00	13.4	10.7	106.8	NO
16	19 8:2 FTS	527 > 506.9	2.81e3	1.50e4		5.12	4.97	2.34	12.4	124.1	NO
17	20 PFNS	549.1>80.1	2.64e3	3.91e3		5.08	5.06	8.44	8.90	89.0	NO
18	21 N-MeFOSAA	570.1 > 419	6.70e3	5.34e3		5.29	5.15	15.7	11.2	112.3	NO
19	22 N-EtFOSAA	584.2 > 419	5.77e3	6.61e3		5.45	5.31	10.9	10.2	101.9	NO
20	23 PFUdA	563.0 > 518.9	1.15e4	1.62e4		5.46	5.32	8.91	8.45	84.5	NO
21	24 PFDS	598.8 > 80	3.08e3	1.62e4		5.51	5.37	2.38	8.95	89.5	NO
22	25 PFDoA	612.9 > 569.0	1.21e4	1.26e4		5.74	5.61	12.0	11.6	116.2	NO
23	26 N-MeFOSA	512.1 > 168.9	7.27e3	1.97e4		5.84	5.73	55.2	56.7	113.4	NO
24	27 PFTrDA	662.9 > 618.9	1.49e4	1.62e4		5.98	5.86	11.5	10.7	107.0	NO
25	28 PFTeDA	712.9 > 668.8	1.06e4	5.68e3		6.20	6.08	23.3	9.58	95.8	NO
26	29 N-EtFOSA	526.1 > 168.9	9.44e3	3.09e4		6.22	6.14	45.8	50.6	101.2	NO
27	30 PFHxDA	813.1 > 768.6	5.09e3	4.64e3		6.51	6.41	5.48	9.37	93.7	NO
28	31 PFODA	913.1 > 868.8	7.44e3	4.64e3		6.74	6.65	8.01	9.53	95.3	NO
29	32 N-MeFOSE	616.1 > 58.9	8.86e3	2.72e4		6.31	6.29	48.8	46.6	93.1	NO
30	33 N-EtFOSE	630.1 > 58.9	1.15e4	2.55e4		6.45	6.45	67.7	55.1	110.2	NO
31	34 13C3-PFBA	216.1 > 171.8	9.62e3	1.22e4	0.880	1.46	1.33	9.87	11.2	89.8	NO

dm
2/22/18

Dataset: F:\Projects\PFAS.PRO\Results\180221M1\180221M1-31.qid

Last Altered: Thursday, February 22, 2018 15:01:16 Pacific Standard Time

Printed: Thursday, February 22, 2018 15:01:42 Pacific Standard Time

Name: 180221M1_31, Date: 21-Feb-2018, Time: 20:50:56, ID: ST180221M1-11 PFC CS3 18B0815, Description: PFC CS3 18B0815

#	Name	Trace	Area	IS Area	RRF	Pred RT	RT	y Axis Resp.	Conc.	%Rec	Recovery Out	
32	35	13C3-PFPeA	266. > 221.8	1.29e4	1.56e4	0.917	2.42	2.28	10.3	11.3	90.3	NO
33	36	13C3-PFBS	302. > 98.8	1.73e3	1.56e4	0.121	2.69	2.56	1.39	11.5	92.1	NO
34	37	13C2-PFHxA	315 > 269.8	3.78e3	1.56e4	0.719	3.19	3.05	3.03	4.22	84.4	NO
35	38	13C4-PFHpA	367.2 > 321.8	9.91e3	1.56e4	0.722	3.81	3.67	7.96	11.0	88.2	NO
36	39	18O2-PFHxS	403.0 > 102.6	1.35e3	3.60e3	0.376	3.96	3.82	4.68	12.4	99.5	NO
37	40	13C2-PFOA	414.9 > 369.7	1.50e4	1.30e4	1.324	4.33	4.19	14.5	10.9	87.4	NO
38	41	13C5-PFNA	468.2 > 422.9	1.24e4	1.29e4	0.928	4.76	4.62	11.9	12.8	102.8	NO
39	42	13C8-PFOSA	506.1 > 77.7	4.03e3	1.48e4	0.235	4.83	4.68	3.39	14.4	115.4	NO
40	43	13C8-PFOS	507.0 > 79.9	3.91e3	2.89e3	1.026	4.84	4.70	16.9	16.5	132.2	NO
41	44	13C2-PFDA	515.1 > 469.9	1.13e4	1.26e4	1.017	5.14	5.00	11.1	11.0	87.6	NO
42	45	d3-N-MeFOSAA	573.3 > 419	5.34e3	1.48e4	0.412	5.29	5.14	4.50	10.9	87.4	NO
43	46	d5-N-EtFOSAA	589.3 > 419	6.61e3	1.48e4	0.418	5.45	5.30	5.57	13.3	106.7	NO
44	47	13C2-PFUdA	565 > 519.8	1.62e4	1.48e4	1.056	5.46	5.32	13.6	12.9	103.2	NO
45	48	13C2-PFDoA	615.0 > 569.7	1.26e4	1.48e4	0.949	5.74	5.61	10.6	11.2	89.3	NO
46	49	d3-N-MeFOSA	515.2 > 168.9	1.97e4	1.48e4	0.105	5.84	5.75	16.6	158	105.5	NO
47	50	13C2-PFTeDA	714.8 > 669.6	5.68e3	1.48e4	0.389	6.20	6.07	4.79	12.3	98.4	NO
48	51	d5-N-ETFOSA	531.1 > 168.9	3.09e4	1.48e4	0.160	6.22	6.16	26.0	163	108.4	NO
49	52	13C2-PFHxDA	815 > 769.7	4.64e3	1.48e4	0.833	6.51	6.41	3.91	4.69	93.8	NO
50	53	d7-N-MeFOSE	623.1 > 58.9	2.72e4	1.48e4	0.148	6.31	6.29	23.0	155	103.3	NO
51	54	d9-N-EtFOSE	639.2 > 58.8	2.55e4	1.48e4	0.131	6.45	6.44	21.5	164	109.7	NO
52	55	13C4-PFBA	217. > 171.8	1.22e4	1.22e4	1.000	1.46	1.33	12.5	12.5	100.0	NO
53	56	13C5-PFHxA	318 > 272.9	1.56e4	1.56e4	1.000	3.19	3.05	12.5	12.5	100.0	NO
54	57	13C3-PFHxS	401.9 > 79.9	3.60e3	3.60e3	1.000	3.96	3.82	12.5	12.5	100.0	NO
55	58	13C8-PFOA	421.3 > 376	1.30e4	1.30e4	1.000	4.33	4.19	12.5	12.5	100.0	NO
56	59	13C9-PFNA	472.2 > 426.9	1.29e4	1.29e4	1.000	4.70	4.62	12.5	12.5	100.0	NO
57	60	13C4-PFOS	503 > 79.9	2.89e3	2.89e3	1.000	4.84	4.71	12.5	12.5	100.0	NO
58	61	13C6-PFDA	519.1 > 473.7	1.26e4	1.26e4	1.000	5.14	5.00	12.5	12.5	100.0	NO
59	62	13C7-PFUdA	570.1 > 524.8	1.48e4	1.48e4	1.000	5.46	5.32	12.5	12.5	100.0	NO

Vista Analytical Laboratory

Dataset: Untitled

Last Altered: Friday, February 23, 2018 08:35:27 Pacific Standard Time

Printed: Friday, February 23, 2018 08:37:50 Pacific Standard Time

Method: F:\Projects\PFAS.PRO\MethDB\PFAS_FULL_80C_022118.mdb 22 Feb 2018 10:27:20

Calibration: F:\Projects\PFAS.PRO\CurveDB\C18_VAL-PFAS_Q4_02-21-18-FULL.cdb 22 Feb 2018 11:04:24

Compound name: PFBA

	Name	ID	Acq.Date	Acq.Time
1	180221M1_3	IPA	21-Feb-18	15:29:36
2	180221M1_4	ST180221M1-1 PFC CS-2 18B0810	21-Feb-18	15:41:08
3	180221M1_5	ST180221M1-2 PFC CS-1 18B0811	21-Feb-18	15:52:33
4	180221M1_6	ST180221M1-3 PFC CS0 18B0812	21-Feb-18	16:03:59
5	180221M1_7	ST180221M1-4 PFC CS1 18B0813	21-Feb-18	16:15:27
6	180221M1_8	ST180221M1-5 PFC CS2 18B0814	21-Feb-18	16:26:53
7	180221M1_9	ST180221M1-6 PFC CS3 18B0815	21-Feb-18	16:38:20
8	180221M1_10	ST180221M1-7 PFC CS4 18B0816	21-Feb-18	16:49:50
9	180221M1_11	ST180221M1-8 PFC CS5 18B0817	21-Feb-18	17:01:19
10	180221M1_12	ST180221M1-9 PFC CS6 18B0818	21-Feb-18	17:12:48
11	180221M1_13	ST180221M1-10 PFC CS7 18B0819	21-Feb-18	17:24:17
12	180221M1_14	IPA	21-Feb-18	17:35:46
13	180221M1_15	ICV180221M1-1 PFC ICV 18B0809	21-Feb-18	17:47:16
14	180221M1_16	IPA	21-Feb-18	17:58:45
15	180221M1_17	1702096-01@5X 980560360 3	21-Feb-18	18:10:17
16	180221M1_18	B8B0043-BS1 OPR 0.25	21-Feb-18	18:21:41
17	180221M1_19	B8B0043-BSD1 LCSD 0.25	21-Feb-18	18:33:08
18	180221M1_20	B8B0043-BLK1 Method Blank 0.25	21-Feb-18	18:44:35
19	180221M1_21	1800250-01 GW0509180130RAP 0.25986	21-Feb-18	18:56:02
20	180221M1_22	1800250-02 GW1519180130RAP 0.26483	21-Feb-18	19:07:32
21	180221M1_23	1800250-03 GW2529180130RAP 0.26364	21-Feb-18	19:19:01
22	180221M1_24	1800250-04 GW3741180131RAP 0.26062	21-Feb-18	19:30:31
23	180221M1_25	1800250-05 GW0610180131RAP 0.26466	21-Feb-18	19:42:00
24	180221M1_26	1800250-06 GW1620180131RAP 0.26655	21-Feb-18	19:53:29
25	180221M1_27	1800250-07 FD-GW1620180131RAP 0.26758	21-Feb-18	20:04:59
26	180221M1_28	1800250-08 GW2529180131RAP 0.26581	21-Feb-18	20:16:28
27	180221M1_29	1800250-09 GW3640180201RAP 0.26404	21-Feb-18	20:27:57
28	180221M1_30	IPA	21-Feb-18	20:39:27
29	180221M1_31	ST180221M1-11 PFC CS3 18B0815	21-Feb-18	20:50:56
30	180221M1_32	IPA	21-Feb-18	21:02:26
31	180221M1_33	1800264-01 GW4650180201RAP 0.25714	21-Feb-18	21:13:55

Vista Analytical Laboratory

Dataset: Untitled

Last Altered: Friday, February 23, 2018 08:35:27 Pacific Standard Time

Printed: Friday, February 23, 2018 08:37:50 Pacific Standard Time

Compound name: PFBA

	Name	ID	Acq.Date	Acq.Time
32	180221M1_34	1800269-01 WI-AF-FB-010518 0.11996	21-Feb-18	21:25:22
33	180221M1_35	1800269-02 WI-AF-EB01-SO-0118 0.11331	21-Feb-18	21:36:51
34	180221M1_36	1800269-03 WI-AF-FB-010718 0.11871	21-Feb-18	21:48:20
35	180221M1_37	1800269-04 WI-AF-EB02-SO-0118 0.09189	21-Feb-18	21:59:49
36	180221M1_38	1800269-05 WI-AF-FB-011018 0.11822	21-Feb-18	22:11:16
37	180221M1_39	1800269-06 WI-AF-EB03-SO-0118 0.11899	21-Feb-18	22:22:45
38	180221M1_40	1800269-07 WI-AF-FB-011218 0.11884	21-Feb-18	22:34:15
39	180221M1_41	1800269-08 WI-AF-EB04-SO-0118 0.11209	21-Feb-18	22:45:44
40	180221M1_42	1800269-09 WI-AF-FB-012618 0.11891	21-Feb-18	22:57:13
41	180221M1_43	1800269-10 WI-AF-EB10-0118 0.12107	21-Feb-18	23:08:43
42	180221M1_44	B8B0074-BS1 OPR 1	21-Feb-18	23:20:13
43	180221M1_45	B8B0074-BLK1 Method Blank 1	21-Feb-18	23:31:43
44	180221M1_46	B8B0074-MS1 Matrix Spike 1.43	21-Feb-18	23:43:10
45	180221M1_47	B8B0074-MSD1 Matrix Spike Dup 1.5	21-Feb-18	23:54:40
46	180221M1_48	1800235-02 SB010102180123JLB 1.38	22-Feb-18	00:06:07
47	180221M1_49	1800268-01 WI-AF-SB614-0001-0118 1.77	22-Feb-18	00:17:37
48	180221M1_50	1800268-02 WI-AF-SB614-0102-0118 1.25	22-Feb-18	00:29:07
49	180221M1_51	1800268-03 WI-AF-SB614P-0102-0118 1.28	22-Feb-18	00:40:33
50	180221M1_52	1800268-04 WI-AF-SB612-0001-0118 1.32	22-Feb-18	00:52:00
51	180221M1_53	1800268-05 WI-AF-SB612-0204-0118 1.25	22-Feb-18	01:03:27
52	180221M1_54	1800268-06 WI-AF-SB612-04H05H-0118 1.47	22-Feb-18	01:14:54
53	180221M1_55	1800279-03 REEPDW151 0.12119	22-Feb-18	01:26:15
54	180221M1_56	IPA	22-Feb-18	01:37:42
55	180221M1_57	ST180221M1-12 PFC CS3 18B0815	22-Feb-18	01:49:09
56	180221M1_58	IPA	22-Feb-18	02:00:36
57	180221M1_59	1800268-07 WI-AF-SB612-6870-0118 1.3	22-Feb-18	02:12:03
58	180221M1_60	1800268-08 WI-AF-SB613-000H-0118 1.39	22-Feb-18	02:23:29
59	180221M1_61	1800268-09 WI-AF-SB613-0H02-0118 1.34	22-Feb-18	02:34:56
60	180221M1_62	1800268-10 WI-AF-SB613-03H04H-0118 1.2	22-Feb-18	02:46:23
61	180221M1_63	1800268-11 WI-AF-SB613-5657H-0118 1.23	22-Feb-18	02:57:50
62	180221M1_64	1800268-12 WI-AF-SB607-000H-0118 1.06	22-Feb-18	03:09:21
63	180221M1_65	1800268-13 WI-AF-SB607P-000H-0118 1.34	22-Feb-18	03:20:47
64	180221M1_66	1800268-14 WI-AF-SB607-0203-0118 1.22	22-Feb-18	03:32:17
65	180221M1_67	1800268-15 WI-AF-SB607-0405-0118 1.01	22-Feb-18	03:43:44

Dataset: Untitled

Last Altered: Friday, February 23, 2018 08:35:27 Pacific Standard Time

Printed: Friday, February 23, 2018 08:37:50 Pacific Standard Time

Compound name: PFBA

	Name	ID	Acq.Date	Acq.Time
66	180221M1_68	IPA	22-Feb-18	03:55:14
67	180221M1_69	ST180221M1-13 PFC CS0 18B0812	22-Feb-18	04:06:44
68	180221M1_70	IPA	22-Feb-18	04:18:11
69	180221M1_71	1800268-16 WI-AF-SB607-1011-0118 1.26	22-Feb-18	04:29:40
70	180221M1_72	1800268-17 WI-AF-SB610-3940-0118 1.1	22-Feb-18	04:41:10
71	180221M1_73	1800268-18 WI-AF-SB610P-3940-0118 1.22	22-Feb-18	04:52:40
72	180221M1_74	1800246-10 WT1801311125MK 0.24971	22-Feb-18	05:04:07
73	180221M1_75	1800246-11 WT1801311140MK 0.24503	22-Feb-18	05:15:36
74	180221M1_76	1800246-12 WT1801311355MK 0.24759	22-Feb-18	05:27:03
75	180221M1_77	1800246-13 WT1801311405MK 0.24265	22-Feb-18	05:38:32
76	180221M1_78	B8B0095-BS1 OPR 0.25	22-Feb-18	05:50:02
77	180221M1_79	B8B0095-BSD1 LCSD 0.25	22-Feb-18	06:01:31
78	180221M1_80	B8B0095-BLK1 Method Blank 0.25	22-Feb-18	06:12:58
79	180221M1_81	1800273-05RE1 MCA-EB-02 0.24963	22-Feb-18	06:24:27
80	180221M1_82	1800279-01RE1 REEPDW150 0.11792	22-Feb-18	06:35:57
81	180221M1_83	1800294-01 GW1802071410AB 0.25657	22-Feb-18	06:47:27
82	180221M1_84	1800294-02 GW1802071515AB 0.25263	22-Feb-18	06:58:54
83	180221M1_85	IPA	22-Feb-18	07:10:21
84	180221M1_86	ST180221M1-14 PFC CS3 18B0815	22-Feb-18	07:21:48
85	180221M1_87	IPA	22-Feb-18	07:33:14
86	180221M1_88	1800294-03 GW1802071620AB 0.25388	22-Feb-18	07:44:44
87	180221M1_89	1800294-04 GW1802071425MK 0.25152	22-Feb-18	07:56:14
88	180221M1_90	B8B0106-BS1 OPR 0.25	22-Feb-18	08:07:41
89	180221M1_91	B8B0106-BSD1 LCSD 0.25	22-Feb-18	08:19:11
90	180221M1_92	B8B0106-BLK1 Method Blank 0.25	22-Feb-18	08:30:32
91	180221M1_93	1800294-05RE1 GW1802071520MK 0.25646	22-Feb-18	08:41:59
92	180221M1_94	1800294-06RE1 GW1802071630MK 0.26587	22-Feb-18	08:53:26
93	180221M1_95	1800294-07RE1 GW1802071635MKDUP 0.259...	22-Feb-18	09:04:56
94	180221M1_96	1800304-01RE1 EB011802051415AB 0.25855	22-Feb-18	09:16:25
95	180221M1_97	1800304-02RE1 GW1802051530AB 0.25084	22-Feb-18	09:27:54
96	180221M1_98	1800304-03RE1 GW1802051640AB 0.25399	22-Feb-18	09:39:21
97	180221M1_99	1800304-04RE1 GW1802051510MK 0.26045	22-Feb-18	09:50:50
98	180221M1_100	1800304-05RE1 GW1802051625MK 0.25932	22-Feb-18	10:02:17
99	180221M1_101	1800305-01 REEPDW164 0.11246	22-Feb-18	10:13:47

Dataset: Untitled

Last Altered: Friday, February 23, 2018 08:35:27 Pacific Standard Time

Printed: Friday, February 23, 2018 08:37:50 Pacific Standard Time

Compound name: PFBA

	Name	ID	Acq.Date	Acq.Time
100	180221M1_102	IPA	22-Feb-18	10:25:17
101	180221M1_103	ST180221M1-15 PFC CS3 18B0815	22-Feb-18	10:36:43
102	180221M1_104	IPA	22-Feb-18	10:48:13
103	180221M1_105	1800305-02 REEPDW165 0.11853	22-Feb-18	10:59:42
104	180221M1_106	1800305-03 REEPDW166 0.11597	22-Feb-18	11:11:12
105	180221M1_107	1800305-04 REEPDW167 0.09912	22-Feb-18	11:22:39
106	180221M1_108	1800305-05 REEPDW168 0.11911	22-Feb-18	11:34:08
107	180221M1_109	1800305-06 REEPDW169 0.11678	22-Feb-18	11:45:38
108	180221M1_110	1800305-07 REEPDW170 0.1136	22-Feb-18	11:57:07
109	180221M1_111	1800305-08 REEPDW516 0.12039	22-Feb-18	12:08:37
110	180221M1_112	1800305-09 REEPDW171 0.1205	22-Feb-18	12:20:06
111	180221M1_113	1800305-10 REEPDW172 0.11734	22-Feb-18	12:31:36
112	180221M1_114	1800305-11 REEPDW173 0.11855	22-Feb-18	12:43:06
113	180221M1_115	IPA	22-Feb-18	12:54:35
114	180221M1_116	ST180221M1-16 PFC CS3 18B0815	22-Feb-18	13:06:05
115	180221M1_117	IPA	22-Feb-18	13:17:33

Dataset: F:\Projects\PFAS.PRO\Results\180221M1\180221M1-31.qld

Last Altered: Thursday, February 22, 2018 15:01:16 Pacific Standard Time

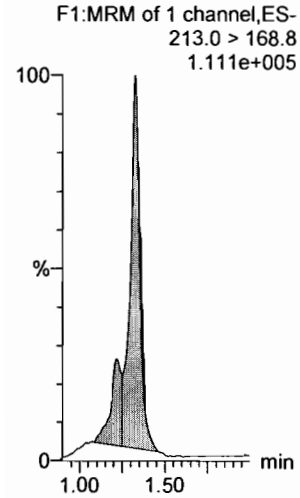
Printed: Thursday, February 22, 2018 15:01:42 Pacific Standard Time

Method: F:\Projects\PFAS.PRO\MethDB\PFAS_FULL_80C_022118.mdb 22 Feb 2018 10:27:20

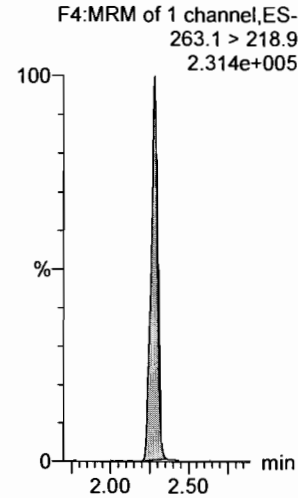
Calibration: F:\Projects\PFAS.PRO\CurveDB\C18_VAL-PFAS_Q4_02-21-18-FULL.cdb 22 Feb 2018 11:04:24

Name: 180221M1_31, Date: 21-Feb-2018, Time: 20:50:56, ID: ST180221M1-11 PFC CS3 18B0815, Description: PFC CS3 18B0815

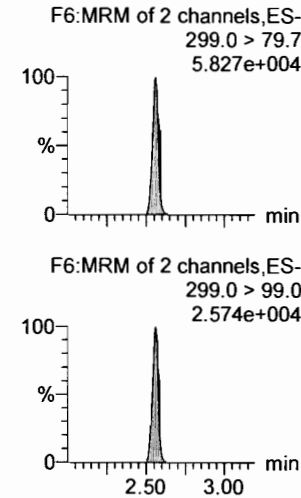
PFBA



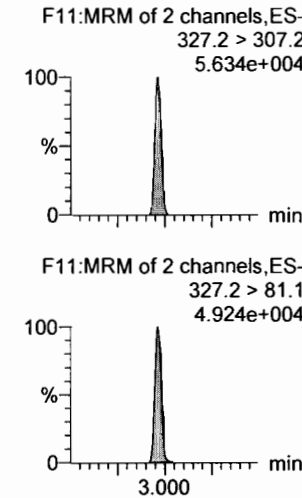
PFPeA



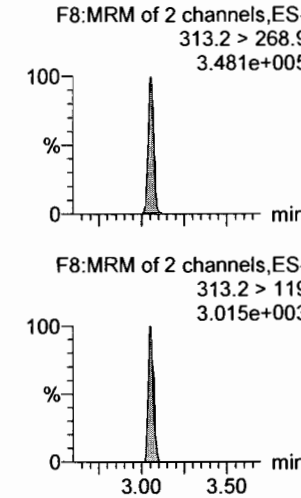
PFBS



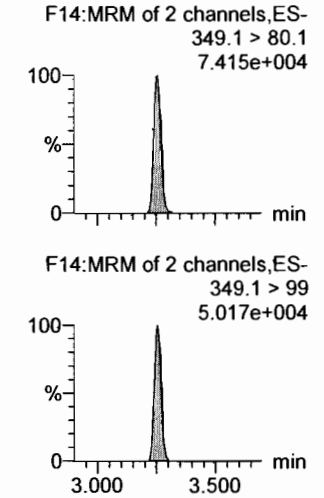
4:2 FTS



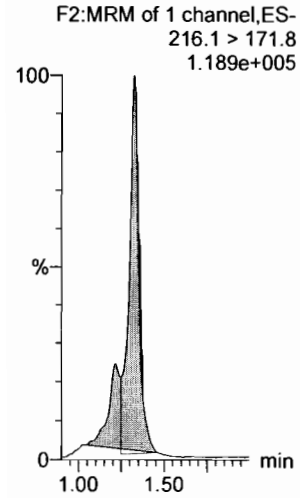
PFHxA



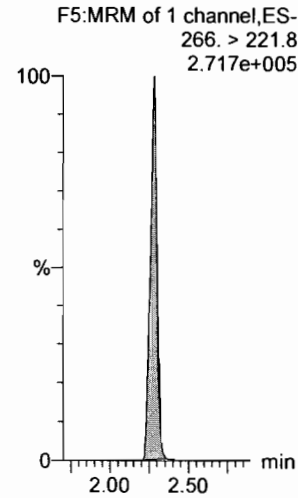
PFPeS



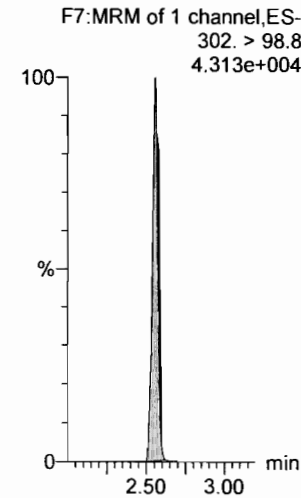
13C3-PFBA



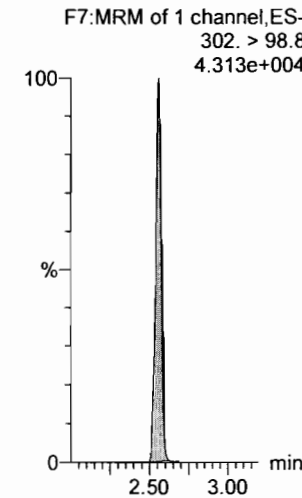
13C3-PFPeA



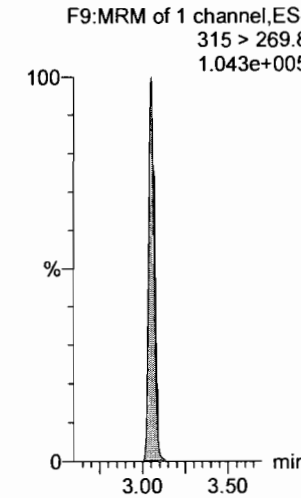
13C3-PFBS



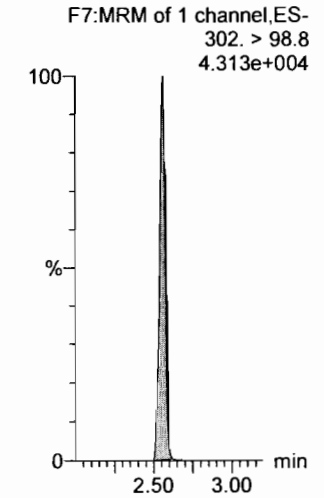
13C3-PFBS



13C2-PFHxA



13C3-PFBS



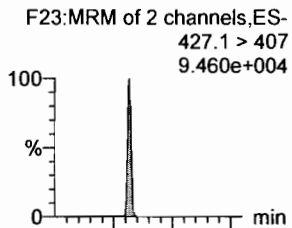
Dataset: F:\Projects\PFAS.PRO\Results\180221M1\180221M1-31.qld

Last Altered: Thursday, February 22, 2018 15:01:16 Pacific Standard Time

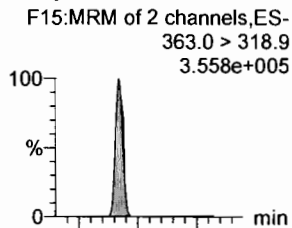
Printed: Thursday, February 22, 2018 15:01:42 Pacific Standard Time

Name: 180221M1_31, Date: 21-Feb-2018, Time: 20:50:56, ID: ST180221M1-11 PFC CS3 18B0815, Description: PFC CS3 18B0815

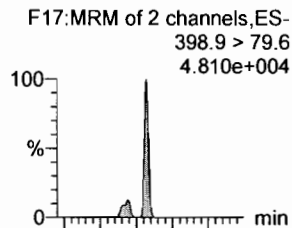
6:2 FTS



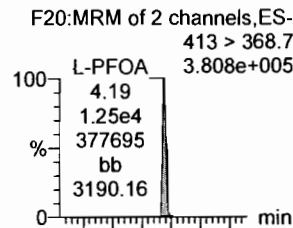
PFHpA



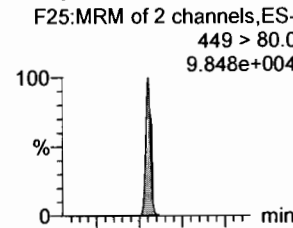
L-PFHxS



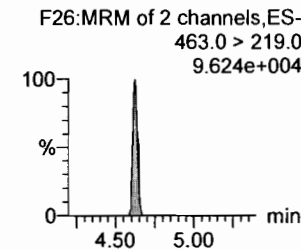
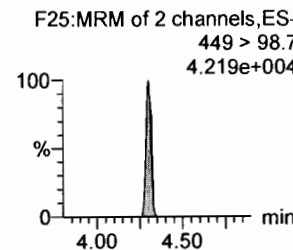
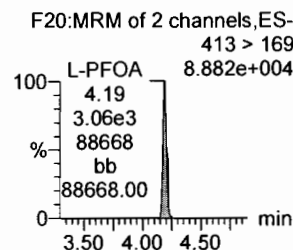
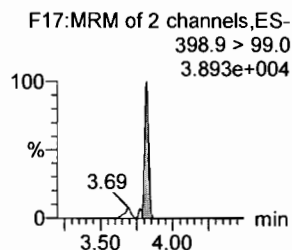
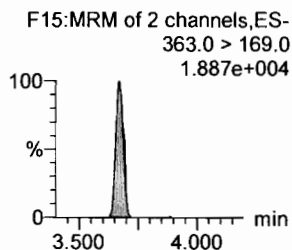
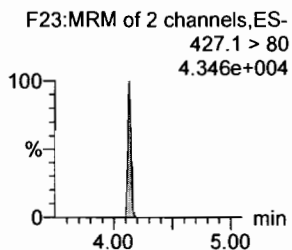
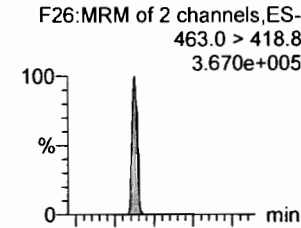
L-PFOA



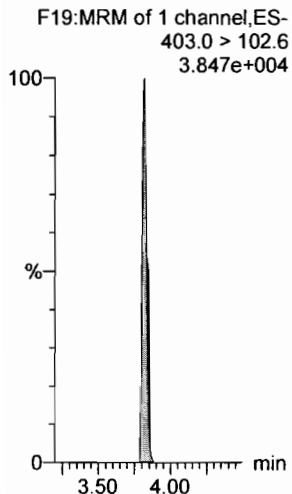
PFHpS



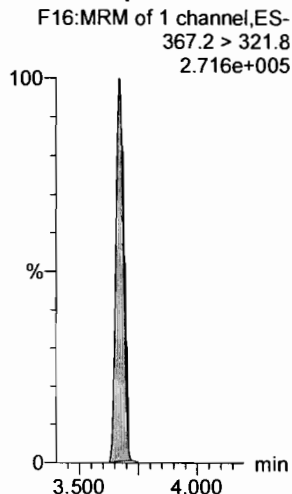
PFNA



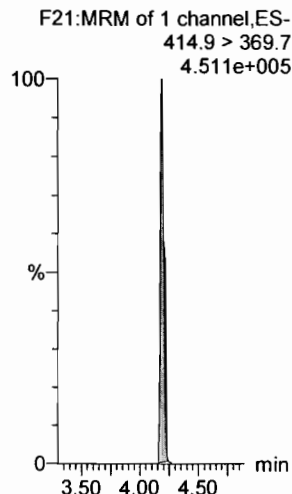
1802-PFHxS



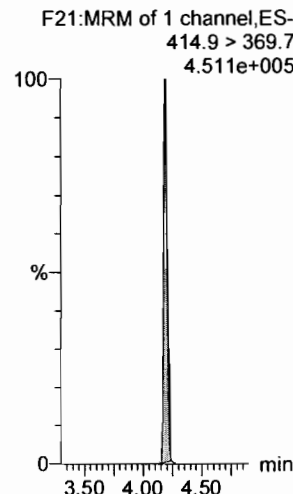
13C4-PFHpA



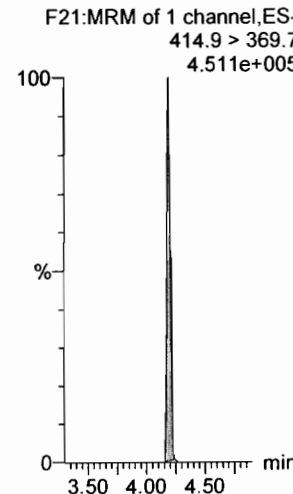
13C2-PFOA



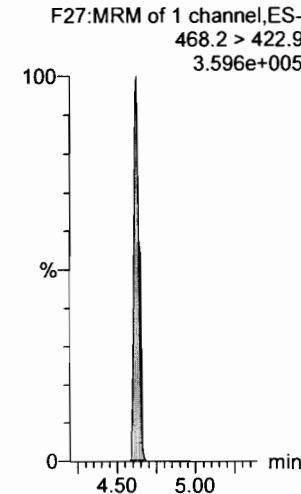
13C2-PFOA



13C2-PFOA



13C5-PFNA



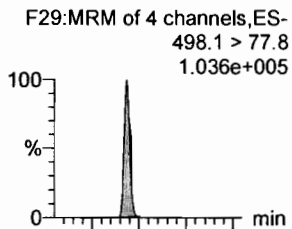
Dataset: F:\Projects\PFAS.PRO\Results\180221M1\180221M1-31.qld

Last Altered: Thursday, February 22, 2018 15:01:16 Pacific Standard Time

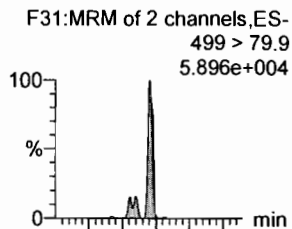
Printed: Thursday, February 22, 2018 15:01:42 Pacific Standard Time

Name: 180221M1_31, Date: 21-Feb-2018, Time: 20:50:56, ID: ST180221M1-11 PFC CS3 18B0815, Description: PFC CS3 18B0815

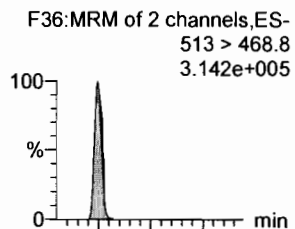
PFOSA



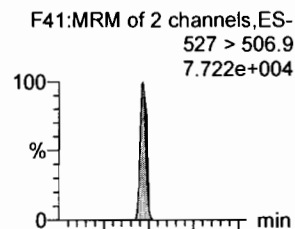
L-PFOS



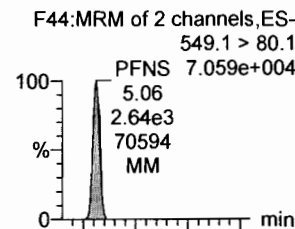
PFDA



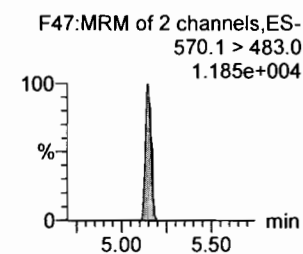
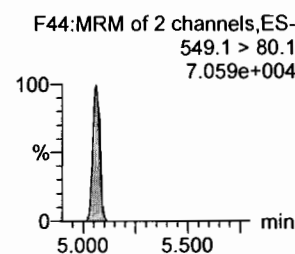
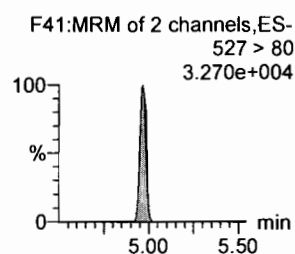
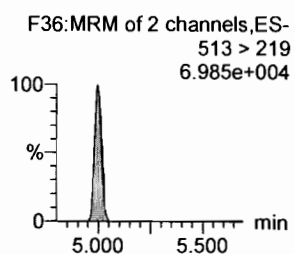
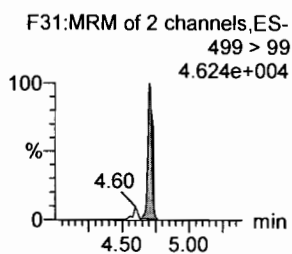
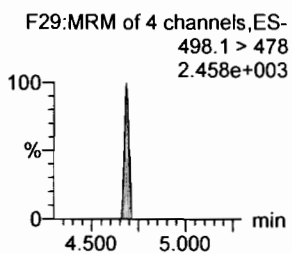
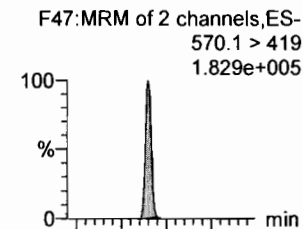
8:2 FTS



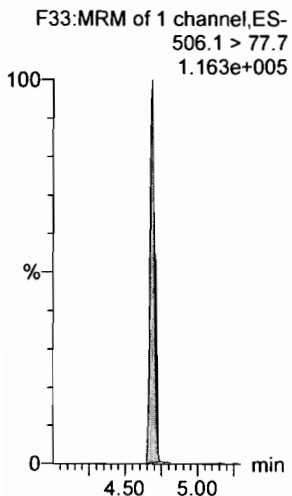
PFNS



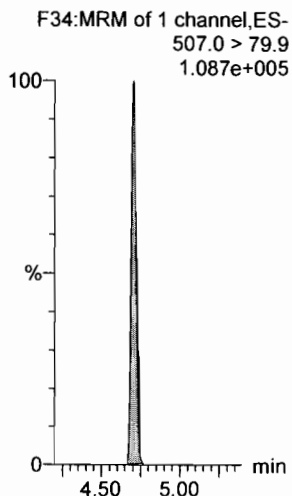
N-MeFOSAA



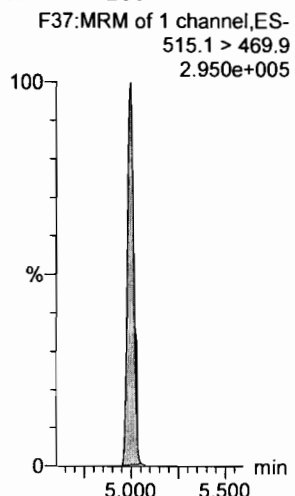
13C8-PFOSA



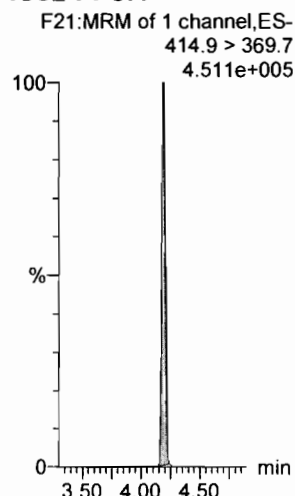
13C8-PFOS



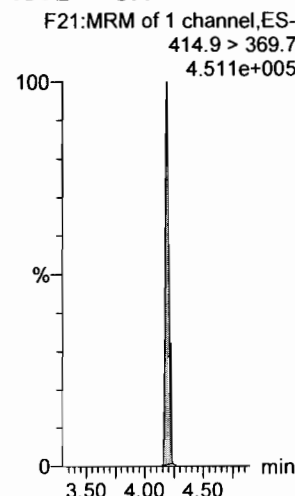
13C2-PFDA



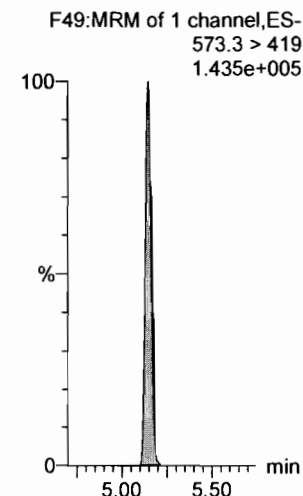
13C2-PFOA



13C2-PFOA



d3-N-MeFOSAA



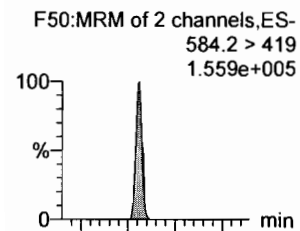
Dataset: F:\Projects\PFAS.PRO\Results\180221M1\180221M1-31.qld

Last Altered: Thursday, February 22, 2018 15:01:16 Pacific Standard Time

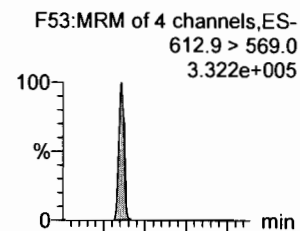
Printed: Thursday, February 22, 2018 15:01:42 Pacific Standard Time

Name: 180221M1_31, Date: 21-Feb-2018, Time: 20:50:56, ID: ST180221M1-11 PFC CS3 18B0815, Description: PFC CS3 18B0815

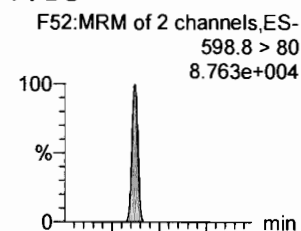
N-EtFOSAA



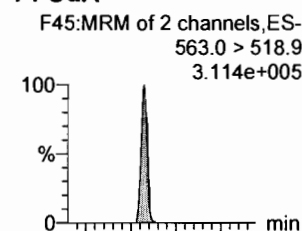
PFDoA



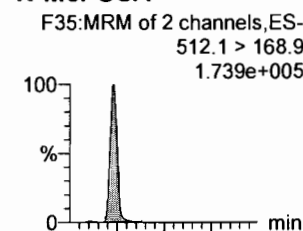
PFDS



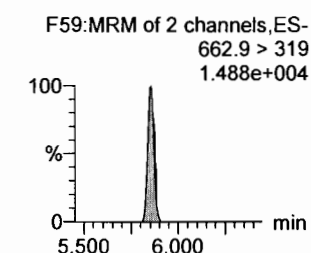
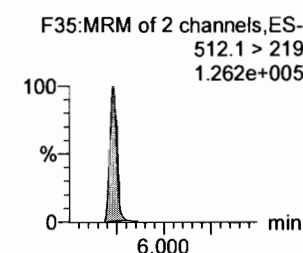
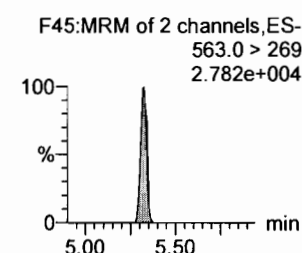
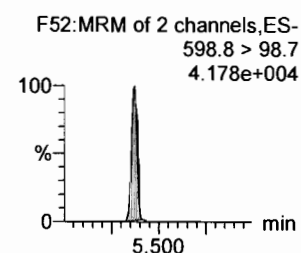
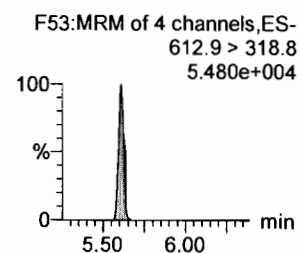
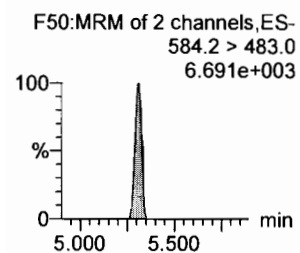
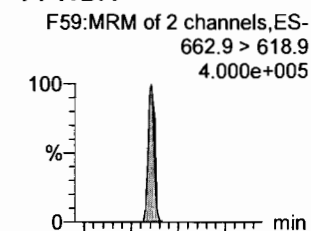
PFUdA



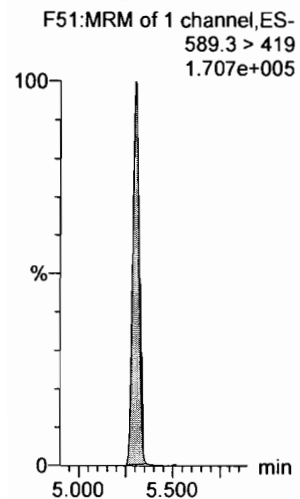
N-MeFOSA



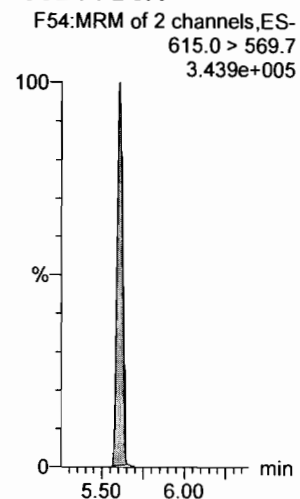
PFTrDA



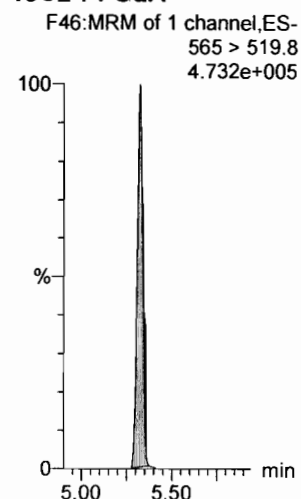
d5-N-EtFOSAA



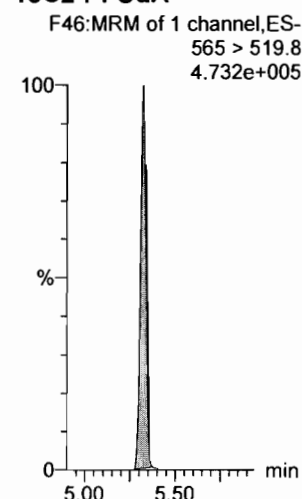
13C2-PFDoA



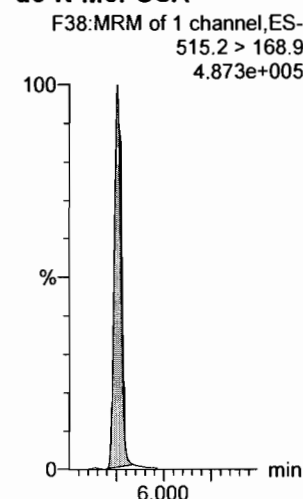
13C2-PFUdA



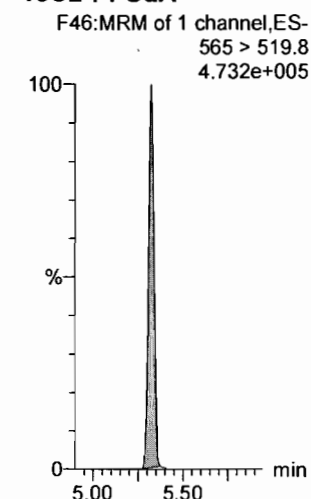
13C2-PFUdA



d3-N-MeFOSA



13C2-PFUdA



Dataset: F:\Projects\PFAS.PRO\Results\180221M1\180221M1-31.qld

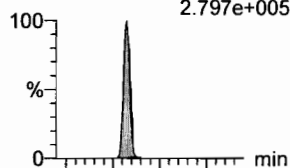
Last Altered: Thursday, February 22, 2018 15:01:16 Pacific Standard Time

Printed: Thursday, February 22, 2018 15:01:42 Pacific Standard Time

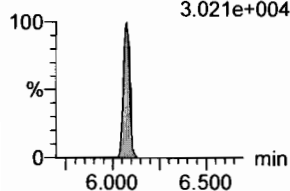
Name: 180221M1_31, Date: 21-Feb-2018, Time: 20:50:56, ID: ST180221M1-11 PFC CS3 18B0815, Description: PFC CS3 18B0815

PFTeDA

F60:MRM of 2 channels,ES-
712.9 > 668.8
2.797e+005




F60:MRM of 2 channels,ES-
712.9 > 369
3.021e+004

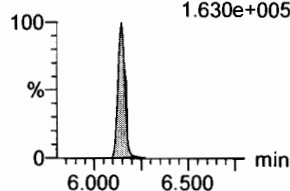


N-EtFOSA

F40:MRM of 2 channels,ES-
526.1 > 168.9
2.283e+005

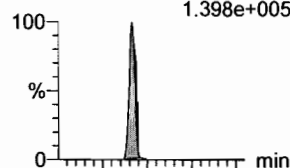


F40:MRM of 2 channels,ES-
526.1 > 219
1.630e+005

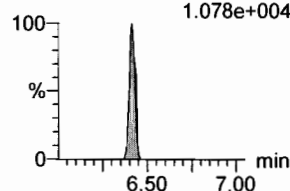


PFHxDA

F62:MRM of 2 channels,ES-
813.1 > 768.6
1.398e+005

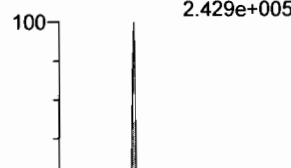


F62:MRM of 2 channels,ES-
813.1 > 219
1.078e+004

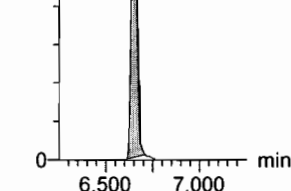


PFODA

F64:MRM of 1 channel,ES-
913.1 > 868.8
2.429e+005




F64:MRM of 1 channel,ES-
913.1 > 868.8
2.429e+005

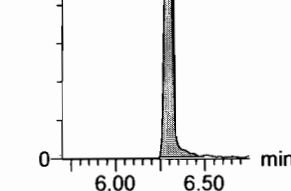


N-MeFOSE

F55:MRM of 1 channel,ES-
616.1 > 58.9
2.007e+005

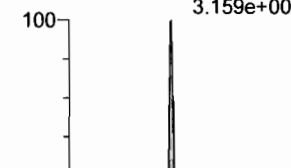


F55:MRM of 1 channel,ES-
616.1 > 58.9
2.007e+005

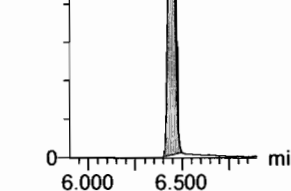


N-EtFOSE

F57:MRM of 1 channel,ES-
630.1 > 58.9
3.159e+005




F57:MRM of 1 channel,ES-
630.1 > 58.9
3.159e+005

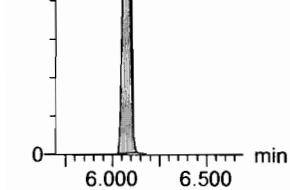


13C2-PFTeDA

F61:MRM of 2 channels,ES-
714.8 > 669.6
1.457e+005




F61:MRM of 2 channels,ES-
714.8 > 669.6
1.457e+005

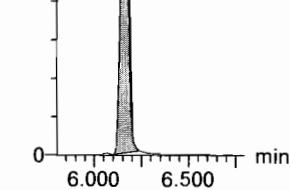


d5-N-ETFOSA

F43:MRM of 1 channel,ES-
531.1 > 168.9
7.369e+005



F43:MRM of 1 channel,ES-
531.1 > 168.9
7.369e+005

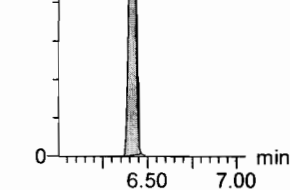


13C2-PFHxDA

F63:MRM of 1 channel,ES-
815 > 769.7
1.252e+005



F63:MRM of 1 channel,ES-
815 > 769.7
1.252e+005

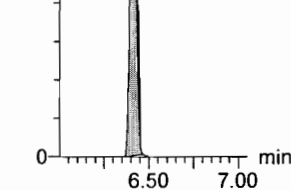


13C2-PFHxDA

F63:MRM of 1 channel,ES-
815 > 769.7
1.252e+005

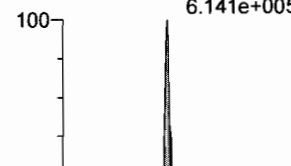


F63:MRM of 1 channel,ES-
815 > 769.7
1.252e+005

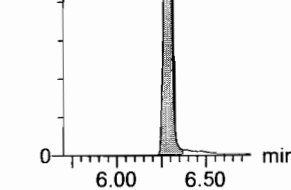


d7-N-MeFOSE

F56:MRM of 1 channel,ES-
623.1 > 58.9
6.141e+005

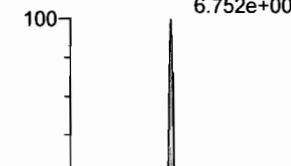


F56:MRM of 1 channel,ES-
623.1 > 58.9
6.141e+005

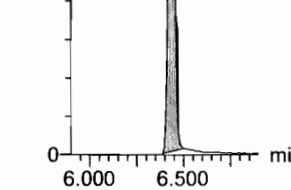


d9-N-EtFOSE

F58:MRM of 1 channel,ES-
639.2 > 58.8
6.752e+005



F58:MRM of 1 channel,ES-
639.2 > 58.8
6.752e+005



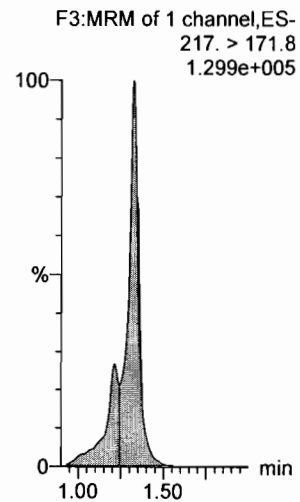
Dataset: F:\Projects\PFAS.PRO\Results\180221M1\180221M1-31.qld

Last Altered: Thursday, February 22, 2018 15:01:16 Pacific Standard Time

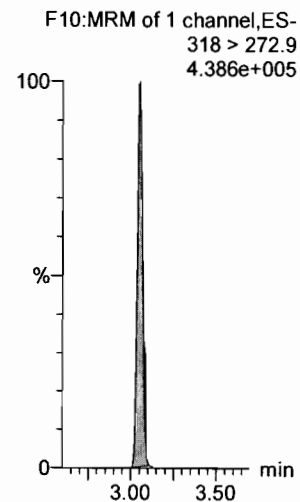
Printed: Thursday, February 22, 2018 15:01:42 Pacific Standard Time

Name: 180221M1_31, Date: 21-Feb-2018, Time: 20:50:56, ID: ST180221M1-11 PFC CS3 18B0815, Description: PFC CS3 18B0815

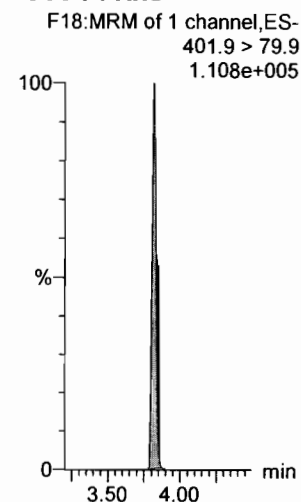
13C4-PFBA




13C5-PFHxA



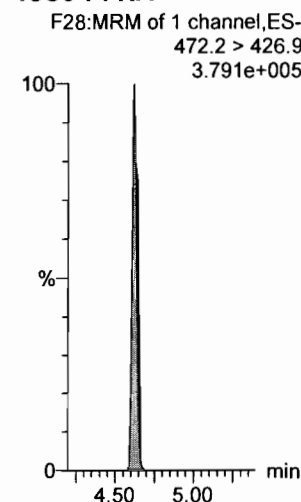
13C3-PFHxS



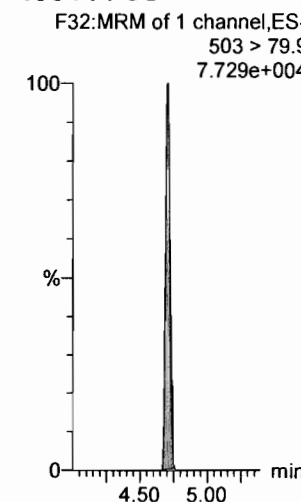
13C8-PFOA



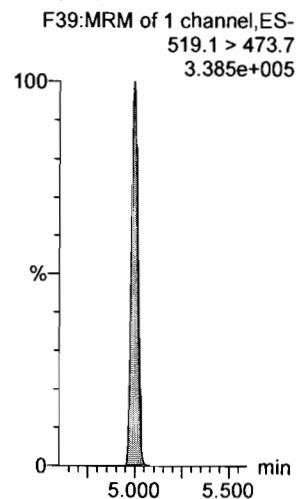
13C9-PFNA



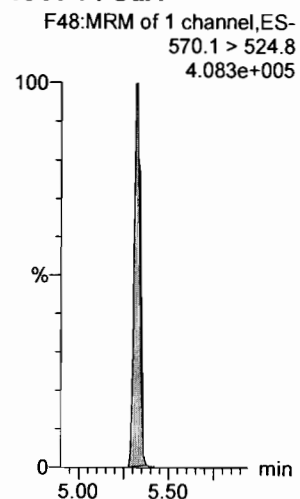
13C4-PFOS



13C6-PFDA



13C7-PFUdA



Dataset: F:\Projects\PFAS.PRO\Results\180221M1\180221M1-57.qld

Last Altered: Thursday, February 22, 2018 15:03:26 Pacific Standard Time

Printed: Thursday, February 22, 2018 15:03:37 Pacific Standard Time

*✓ JA.
02/23/2018*

(P) Above limit criteria.

Method: F:\Projects\PFAS.PRO\MethDB\PFAS_FULL_80C_022118.mdb 22 Feb 2018 10:27:20

Calibration: F:\Projects\PFAS.PRO\CurveDB\C18_VAL-PFAS_Q4_02-21-18-FULL.cdb 22 Feb 2018 11:04:24

Name: 180221M1_57, Date: 22-Feb-2018, Time: 01:49:09, ID: ST180221M1-12 PFC CS3 18B0815, Description: PFC CS3 18B0815

#	Name	Trace	Area	IS Area	RRF	Pred.RT	RT	y Axis Resp.	Conc.	%Rec	Recovery	Out
1	1 PFBA	213.0 > 168.8	8.64e3	9.69e3		1.46	1.32	11.2	9.74	97.4		NO
2	2 PFPeA	263.1 > 218.9	1.16e4	1.14e4		2.42	2.28	12.7	12.7	127.5		NO
3	3 PFBS	299.0 > 79.7	2.59e3	1.82e3		2.60	2.56	17.7	10.5	104.7		NO
4	4 4:2 FTS	327.2>307.2	2.10e3	1.82e3		3.00	2.96	14.4	12.2	122.0		NO
5	5 PFHxA	313.2 > 268.9	1.40e4	4.37e3		3.19	3.05	16.0	10.8	108.3		NO
6	6 PFPeS	349.1>80.1	2.67e3	1.82e3		3.39	3.25	18.3	9.47	94.7		NO
7	7 PFHpA	363.0 > 318.9	1.20e4	1.03e4		3.81	3.67	14.5	11.2	111.6		NO
8	8 L-PFHxS	398.9 > 79.6	2.30e3	1.37e3		3.85	3.82	21.0	11.0	110.3		NO
9	10 6:2 FTS	427.1 > 407	2.98e3	1.63e4		4.28	4.13	2.28	10.4	104.5		NO
10	11 L-PFOA	413 > 368.7	1.42e4	1.63e4		4.22	4.19	10.9	11.5	115.0		NO
11	13 PFHpS	449 > 80.0	3.30e3	3.59e3		4.44	4.30	11.5	10.8	108.3		NO
12	14 PFNA	463.0 > 418.8	1.41e4	1.22e4		4.76	4.62	14.4	10.6	106.1		NO
13	15 PFOSA	498.1 > 77.8	3.55e3	4.28e3		4.83	4.68	10.4	10.0	100.2		NO
14	16 L-PFOS	499 > 79.9	3.12e3	3.59e3		4.74	4.70	10.9	10.8	107.9		NO
15	18 PFDA	513 > 468.8	1.31e4	1.09e4		5.14	5.00	15.0	12.0	120.1		NO
16	19 8:2 FTS	527 > 506.9	2.87e3	1.63e4		5.12	4.96	2.20	11.7	116.7		NO
17	20 PFNS	549.1>80.1	2.53e3	3.59e3		5.08	5.06	8.83	9.30	93.0		NO
18	21 N-MeFOSAA	570.1 > 419	6.72e3	6.71e3		5.29	5.15	12.5	8.96	89.6		NO
19	22 N-EtFOSAA	584.2 > 419	6.33e3	6.48e3		5.45	5.31	12.2	11.4	114.0		NO
20	23 PFUdA	563.0 > 518.9	1.13e4	1.67e4		5.46	5.32	8.48	8.05	80.5		NO
21	24 PFDS	598.8 > 80	3.96e3	1.67e4		5.51	5.37	2.97	11.1	111.5		NO
22	25 PFDoA	612.9 > 569.0	1.59e4	1.23e4		5.74	5.60	16.1	15.3	152.6		YES (P)
23	26 N-MeFOSA	512.1 > 168.9	7.77e3	2.11e4		5.84	5.73	55.1	56.6	113.2		NO
24	27 PFTrDA	662.9 > 618.9	1.81e4	1.67e4		5.98	5.85	13.5	12.6	126.4		NO
25	28 PFTeDA	712.9 > 668.8	1.21e4	6.61e3		6.20	6.07	22.8	9.37	93.7		NO
26	29 N-EtFOSA	526.1 > 168.9	1.05e4	3.24e4		6.22	6.14	48.7	53.8	107.6		NO
27	30 PFHxDA	813.1 > 768.6	6.50e3	5.46e3		6.51	6.41	5.95	10.2	101.8		NO
28	31 PFODA	913.1 > 868.8	9.11e3	5.46e3		6.74	6.65	8.34	9.92	99.2		NO
29	32 N-MeFOSE	616.1 > 58.9	9.58e3	2.97e4		6.31	6.29	48.3	46.1	92.3		NO
30	33 N-EtFOSE	630.1 > 58.9	1.21e4	2.97e4		6.45	6.45	60.9	49.6	99.1		NO
31	34 13C3-PFBA	216.1 > 171.8	9.69e3	1.05e4	0.880	1.46	1.33	11.6	13.1	105.1		NO

*DM
2/22/18*

Dataset: F:\Projects\PFAS.PRO\Results\180221M1\180221M1-57.qld

Last Altered: Thursday, February 22, 2018 15:03:26 Pacific Standard Time

Printed: Thursday, February 22, 2018 15:03:37 Pacific Standard Time

Name: 180221M1_57, Date: 22-Feb-2018, Time: 01:49:09, ID: ST180221M1-12 PFC CS3 18B0815, Description: PFC CS3 18B0815

	# Name	Trace	Area	IS Area	RRF	Pred.RT	RT	y Axis Resp.	Conc.	%Rec	Recovery Out
32	35 13C3-PFPeA	266. > 221.8	1.14e4	1.61e4	0.917	2.42	2.28	8.86	9.66	77.3	NO
33	36 13C3-PFBS	302. > 98.8	1.82e3	1.61e4	0.121	2.69	2.56	1.41	11.7	93.5	NO
34	37 13C2-PFHxA	315 > 269.8	4.37e3	1.61e4	0.719	3.19	3.05	3.39	4.71	94.3	NO
35	38 13C4-PFHpA	367.2 > 321.8	1.03e4	1.61e4	0.722	3.81	3.67	8.01	11.1	88.7	NO
36	39 18O2-PFHxS	403.0 > 102.6	1.37e3	3.60e3	0.376	3.96	3.82	4.76	12.6	101.1	NO
37	40 13C2-PFOA	414.9 > 369.7	1.63e4	1.22e4	1.324	4.33	4.19	16.7	12.6	101.1	NO
38	41 13C5-PFNA	468.2 > 422.9	1.22e4	1.24e4	0.928	4.76	4.62	12.4	13.3	106.5	NO
39	42 13C8-PFOSA	506.1 > 77.7	4.28e3	1.57e4	0.235	4.83	4.68	3.41	14.5	116.0	NO
40	43 13C8-PFOS	507.0 > 79.9	3.59e3	4.27e3	1.026	4.84	4.70	10.5	10.2	81.8	NO
41	44 13C2-PFDA	515.1 > 469.9	1.09e4	1.28e4	1.017	5.14	5.00	10.6	10.5	83.7	NO
42	45 d3-N-MeFOSAA	573.3 > 419	6.71e3	1.57e4	0.412	5.29	5.14	5.35	13.0	104.0	NO
43	46 d5-N-EtFOSAA	589.3 > 419	6.48e3	1.57e4	0.418	5.45	5.30	5.16	12.4	98.9	NO
44	47 13C2-PFUdA	565 > 519.8	1.67e4	1.57e4	1.056	5.46	5.32	13.3	12.6	100.7	NO
45	48 13C2-PFDoA	615.0 > 569.7	1.23e4	1.57e4	0.949	5.74	5.60	9.80	10.3	82.6	NO
46	49 d3-N-MeFOSA	515.2 > 168.9	2.11e4	1.57e4	0.105	5.84	5.75	16.9	160	107.0	NO
47	50 13C2-PFTeDA	714.8 > 669.6	6.61e3	1.57e4	0.389	6.20	6.07	5.26	13.5	108.2	NO
48	51 d5-N-ETFOSA	531.1 > 168.9	3.24e4	1.57e4	0.160	6.22	6.16	25.8	161	107.6	NO
49	52 13C2-PFHxDA	815 > 769.7	5.46e3	1.57e4	0.833	6.51	6.41	4.35	5.22	104.4	NO
50	53 d7-N-MeFOSE	623.1 > 58.9	2.97e4	1.57e4	0.148	6.31	6.29	23.7	160	106.6	NO
51	54 d9-N-EtFOSE	639.2 > 58.8	2.97e4	1.57e4	0.131	6.45	6.44	23.7	181	120.8	NO
52	55 13C4-PFBA	217. > 171.8	1.05e4	1.05e4	1.000	1.46	1.32	12.5	12.5	100.0	NO
53	56 13C5-PFHxA	318 > 272.9	1.61e4	1.61e4	1.000	3.19	3.05	12.5	12.5	100.0	NO
54	57 13C3-PFHxS	401.9 > 79.9	3.60e3	3.60e3	1.000	3.96	3.82	12.5	12.5	100.0	NO
55	58 13C8-PFOA	421.3 > 376	1.22e4	1.22e4	1.000	4.33	4.19	12.5	12.5	100.0	NO
56	59 13C9-PFNA	472.2 > 426.9	1.24e4	1.24e4	1.000	4.70	4.62	12.5	12.5	100.0	NO
57	60 13C4-PFOS	503 > 79.9	4.27e3	4.27e3	1.000	4.84	4.70	12.5	12.5	100.0	NO
58	61 13C6-PFDA	519.1 > 473.7	1.28e4	1.28e4	1.000	5.14	5.00	12.5	12.5	100.0	NO
59	62 13C7-PFUdA	570.1 > 524.8	1.57e4	1.57e4	1.000	5.46	5.32	12.5	12.5	100.0	NO

Dataset: Untitled

Last Altered: Friday, February 23, 2018 08:35:27 Pacific Standard Time

Printed: Friday, February 23, 2018 08:37:50 Pacific Standard Time

Method: F:\Projects\PFAS.PRO\MethDB\PFAS_FULL_80C_022118.mdb 22 Feb 2018 10:27:20

Calibration: F:\Projects\PFAS.PRO\CurveDB\C18_VAL-PFAS_Q4_02-21-18-FULL.cdb 22 Feb 2018 11:04:24

Compound name: PFBA

	Name	ID	Acq Date	Acq Time
1	180221M1_3	IPA	21-Feb-18	15:29:36
2	180221M1_4	ST180221M1-1 PFC CS-2 18B0810	21-Feb-18	15:41:08
3	180221M1_5	ST180221M1-2 PFC CS-1 18B0811	21-Feb-18	15:52:33
4	180221M1_6	ST180221M1-3 PFC CS0 18B0812	21-Feb-18	16:03:59
5	180221M1_7	ST180221M1-4 PFC CS1 18B0813	21-Feb-18	16:15:27
6	180221M1_8	ST180221M1-5 PFC CS2 18B0814	21-Feb-18	16:26:53
7	180221M1_9	ST180221M1-6 PFC CS3 18B0815	21-Feb-18	16:38:20
8	180221M1_10	ST180221M1-7 PFC CS4 18B0816	21-Feb-18	16:49:50
9	180221M1_11	ST180221M1-8 PFC CS5 18B0817	21-Feb-18	17:01:19
10	180221M1_12	ST180221M1-9 PFC CS6 18B0818	21-Feb-18	17:12:48
11	180221M1_13	ST180221M1-10 PFC CS7 18B0819	21-Feb-18	17:24:17
12	180221M1_14	IPA	21-Feb-18	17:35:46
13	180221M1_15	ICV180221M1-1 PFC ICV 18B0809	21-Feb-18	17:47:16
14	180221M1_16	IPA	21-Feb-18	17:58:45
15	180221M1_17	1702096-01@5X 980560360 3	21-Feb-18	18:10:17
16	180221M1_18	B8B0043-BS1 OPR 0.25	21-Feb-18	18:21:41
17	180221M1_19	B8B0043-BSD1 LCSD 0.25	21-Feb-18	18:33:08
18	180221M1_20	B8B0043-BLK1 Method Blank 0.25	21-Feb-18	18:44:35
19	180221M1_21	1800250-01 GW0509180130RAP 0.25986	21-Feb-18	18:56:02
20	180221M1_22	1800250-02 GW1519180130RAP 0.26483	21-Feb-18	19:07:32
21	180221M1_23	1800250-03 GW2529180130RAP 0.26364	21-Feb-18	19:19:01
22	180221M1_24	1800250-04 GW3741180131RAP 0.26062	21-Feb-18	19:30:31
23	180221M1_25	1800250-05 GW0610180131RAP 0.26466	21-Feb-18	19:42:00
24	180221M1_26	1800250-06 GW1620180131RAP 0.26655	21-Feb-18	19:53:29
25	180221M1_27	1800250-07 FD-GW1620180131RAP 0.26758	21-Feb-18	20:04:59
26	180221M1_28	1800250-08 GW2529180131RAP 0.26581	21-Feb-18	20:16:28
27	180221M1_29	1800250-09 GW3640180201RAP 0.26404	21-Feb-18	20:27:57
28	180221M1_30	IPA	21-Feb-18	20:39:27
29	180221M1_31	ST180221M1-11 PFC CS3 18B0815	21-Feb-18	20:50:56
30	180221M1_32	IPA	21-Feb-18	21:02:26
31	180221M1_33	1800264-01 GW4650180201RAP 0.25714	21-Feb-18	21:13:55

Dataset: Untitled

Last Altered: Friday, February 23, 2018 08:35:27 Pacific Standard Time

Printed: Friday, February 23, 2018 08:37:50 Pacific Standard Time

Compound name: PFBA

	Name	ID	Acq.Date	Acq.Time
32	180221M1_34	1800269-01 WI-AF-FB-010518 0.11996	21-Feb-18	21:25:22
33	180221M1_35	1800269-02 WI-AF-EB01-SO-0118 0.11331	21-Feb-18	21:36:51
34	180221M1_36	1800269-03 WI-AF-FB-010718 0.11871	21-Feb-18	21:48:20
35	180221M1_37	1800269-04 WI-AF-EB02-SO-0118 0.09189	21-Feb-18	21:59:49
36	180221M1_38	1800269-05 WI-AF-FB-011018 0.11822	21-Feb-18	22:11:16
37	180221M1_39	1800269-06 WI-AF-EB03-SO-0118 0.11899	21-Feb-18	22:22:45
38	180221M1_40	1800269-07 WI-AF-FB-011218 0.11884	21-Feb-18	22:34:15
39	180221M1_41	1800269-08 WI-AF-EB04-SO-0118 0.11209	21-Feb-18	22:45:44
40	180221M1_42	1800269-09 WI-AF-FB-012618 0.11891	21-Feb-18	22:57:13
41	180221M1_43	1800269-10 WI-AF-EB10-0118 0.12107	21-Feb-18	23:08:43
42	180221M1_44	B8B0074-BS1 OPR 1	21-Feb-18	23:20:13
43	180221M1_45	B8B0074-BLK1 Method Blank 1	21-Feb-18	23:31:43
44	180221M1_46	B8B0074-MS1 Matrix Spike 1.43	21-Feb-18	23:43:10
45	180221M1_47	B8B0074-MSD1 Matrix Spike Dup 1.5	21-Feb-18	23:54:40
46	180221M1_48	1800235-02 SB010102180123JLB 1.38	22-Feb-18	00:06:07
47	180221M1_49	1800268-01 WI-AF-SB614-0001-0118 1.77	22-Feb-18	00:17:37
48	180221M1_50	1800268-02 WI-AF-SB614-0102-0118 1.25	22-Feb-18	00:29:07
49	180221M1_51	1800268-03 WI-AF-SB614P-0102-0118 1.28	22-Feb-18	00:40:33
50	180221M1_52	1800268-04 WI-AF-SB612-0001-0118 1.32	22-Feb-18	00:52:00
51	180221M1_53	1800268-05 WI-AF-SB612-0204-0118 1.25	22-Feb-18	01:03:27
52	180221M1_54	1800268-06 WI-AF-SB612-04H05H-0118 1.47	22-Feb-18	01:14:54
53	180221M1_55	1800279-03 REEPDW151 0.12119	22-Feb-18	01:26:15
54	180221M1_56	IPA	22-Feb-18	01:37:42
55	180221M1_57	ST180221M1-12 PFC CS3 18B0815	22-Feb-18	01:49:09
56	180221M1_58	IPA	22-Feb-18	02:00:36
57	180221M1_59	1800268-07 WI-AF-SB612-6870-0118 1.3	22-Feb-18	02:12:03
58	180221M1_60	1800268-08 WI-AF-SB613-000H-0118 1.39	22-Feb-18	02:23:29
59	180221M1_61	1800268-09 WI-AF-SB613-0H02-0118 1.34	22-Feb-18	02:34:56
60	180221M1_62	1800268-10 WI-AF-SB613-03H04H-0118 1.2	22-Feb-18	02:46:23
61	180221M1_63	1800268-11 WI-AF-SB613-5657H-0118 1.23	22-Feb-18	02:57:50
62	180221M1_64	1800268-12 WI-AF-SB607-000H-0118 1.06	22-Feb-18	03:09:21
63	180221M1_65	1800268-13 WI-AF-SB607P-000H-0118 1.34	22-Feb-18	03:20:47
64	180221M1_66	1800268-14 WI-AF-SB607-0203-0118 1.22	22-Feb-18	03:32:17
65	180221M1_67	1800268-15 WI-AF-SB607-0405-0118 1.01	22-Feb-18	03:43:44

Dataset: Untitled

Last Altered: Friday, February 23, 2018 08:35:27 Pacific Standard Time

Printed: Friday, February 23, 2018 08:37:50 Pacific Standard Time

Compound name: PFBA

	Name	ID	Acq.Date	Acq.Time
66	180221M1_68	IPA	22-Feb-18	03:55:14
67	180221M1_69	ST180221M1-13 PFC CS0 18B0812	22-Feb-18	04:06:44
68	180221M1_70	IPA	22-Feb-18	04:18:11
69	180221M1_71	1800268-16 WI-AF-SB607-1011-0118 1.26	22-Feb-18	04:29:40
70	180221M1_72	1800268-17 WI-AF-SB610-3940-0118 1.1	22-Feb-18	04:41:10
71	180221M1_73	1800268-18 WI-AF-SB610P-3940-0118 1.22	22-Feb-18	04:52:40
72	180221M1_74	1800246-10 WT1801311125MK 0.24971	22-Feb-18	05:04:07
73	180221M1_75	1800246-11 WT1801311140MK 0.24503	22-Feb-18	05:15:36
74	180221M1_76	1800246-12 WT1801311355MK 0.24759	22-Feb-18	05:27:03
75	180221M1_77	1800246-13 WT1801311405MK 0.24265	22-Feb-18	05:38:32
76	180221M1_78	B8B0095-BS1 OPR 0.25	22-Feb-18	05:50:02
77	180221M1_79	B8B0095-BSD1 LCSD 0.25	22-Feb-18	06:01:31
78	180221M1_80	B8B0095-BLK1 Method Blank 0.25	22-Feb-18	06:12:58
79	180221M1_81	1800273-05RE1 MCA-EB-02 0.24963	22-Feb-18	06:24:27
80	180221M1_82	1800279-01RE1 REEPDW150 0.11792	22-Feb-18	06:35:57
81	180221M1_83	1800294-01 GW1802071410AB 0.25657	22-Feb-18	06:47:27
82	180221M1_84	1800294-02 GW1802071515AB 0.25263	22-Feb-18	06:58:54
83	180221M1_85	IPA	22-Feb-18	07:10:21
84	180221M1_86	ST180221M1-14 PFC CS3 18B0815	22-Feb-18	07:21:48
85	180221M1_87	IPA	22-Feb-18	07:33:14
86	180221M1_88	1800294-03 GW1802071620AB 0.25388	22-Feb-18	07:44:44
87	180221M1_89	1800294-04 GW1802071425MK 0.25152	22-Feb-18	07:56:14
88	180221M1_90	B8B0106-BS1 OPR 0.25	22-Feb-18	08:07:41
89	180221M1_91	B8B0106-BSD1 LCSD 0.25	22-Feb-18	08:19:11
90	180221M1_92	B8B0106-BLK1 Method Blank 0.25	22-Feb-18	08:30:32
91	180221M1_93	1800294-05RE1 GW1802071520MK 0.25646	22-Feb-18	08:41:59
92	180221M1_94	1800294-06RE1 GW1802071630MK 0.26587	22-Feb-18	08:53:26
93	180221M1_95	1800294-07RE1 GW1802071635MKDUP 0.259...	22-Feb-18	09:04:56
94	180221M1_96	1800304-01RE1 EB011802051415AB 0.25855	22-Feb-18	09:16:25
95	180221M1_97	1800304-02RE1 GW1802051530AB 0.25084	22-Feb-18	09:27:54
96	180221M1_98	1800304-03RE1 GW1802051640AB 0.25399	22-Feb-18	09:39:21
97	180221M1_99	1800304-04RE1 GW1802051510MK 0.26045	22-Feb-18	09:50:50
98	180221M1_100	1800304-05RE1 GW1802051625MK 0.25932	22-Feb-18	10:02:17
99	180221M1_101	1800305-01 REEPDW164 0.11246	22-Feb-18	10:13:47

Dataset: Untitled

Last Altered: Friday, February 23, 2018 08:35:27 Pacific Standard Time

Printed: Friday, February 23, 2018 08:37:50 Pacific Standard Time

Compound name: PFBA

	Name	ID	Acq.Date	Acq.Time
100	180221M1_102	IPA	22-Feb-18	10:25:17
101	180221M1_103	ST180221M1-15 PFC CS3 18B0815	22-Feb-18	10:36:43
102	180221M1_104	IPA	22-Feb-18	10:48:13
103	180221M1_105	1800305-02 REEPDW165 0.11853	22-Feb-18	10:59:42
104	180221M1_106	1800305-03 REEPDW166 0.11597	22-Feb-18	11:11:12
105	180221M1_107	1800305-04 REEPDW167 0.09912	22-Feb-18	11:22:39
106	180221M1_108	1800305-05 REEPDW168 0.11911	22-Feb-18	11:34:08
107	180221M1_109	1800305-06 REEPDW169 0.11678	22-Feb-18	11:45:38
108	180221M1_110	1800305-07 REEPDW170 0.1136	22-Feb-18	11:57:07
109	180221M1_111	1800305-08 REEPDW516 0.12039	22-Feb-18	12:08:37
110	180221M1_112	1800305-09 REEPDW171 0.1205	22-Feb-18	12:20:06
111	180221M1_113	1800305-10 REEPDW172 0.11734	22-Feb-18	12:31:36
112	180221M1_114	1800305-11 REEPDW173 0.11855	22-Feb-18	12:43:06
113	180221M1_115	IPA	22-Feb-18	12:54:35
114	180221M1_116	ST180221M1-16 PFC CS3 18B0815	22-Feb-18	13:06:05
115	180221M1_117	IPA	22-Feb-18	13:17:33

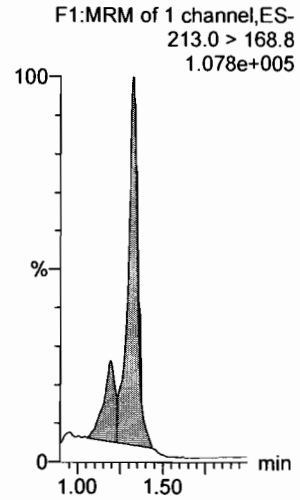
Dataset: F:\Projects\PFAS.PRO\Results\180221M1\180221M1-57.qld

Last Altered: Thursday, February 22, 2018 15:03:26 Pacific Standard Time
Printed: Thursday, February 22, 2018 15:03:37 Pacific Standard Time

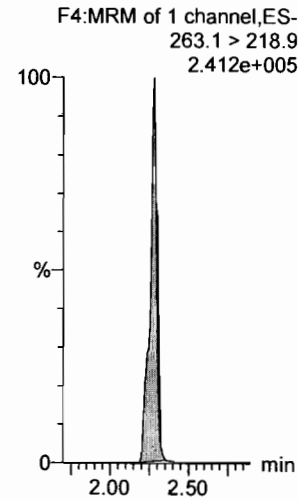
Method: F:\Projects\PFAS.PRO\MethDB\PFAS_FULL_80C_022118.mdb 22 Feb 2018 10:27:20
Calibration: F:\Projects\PFAS.PRO\CurveDB\C18_VAL-PFAS_Q4_02-21-18-FULL.cdb 22 Feb 2018 11:04:24

Name: 180221M1_57, Date: 22-Feb-2018, Time: 01:49:09, ID: ST180221M1-12 PFC CS3 18B0815, Description: PFC CS3 18B0815

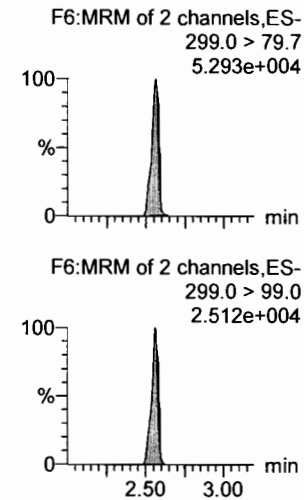
PFBA



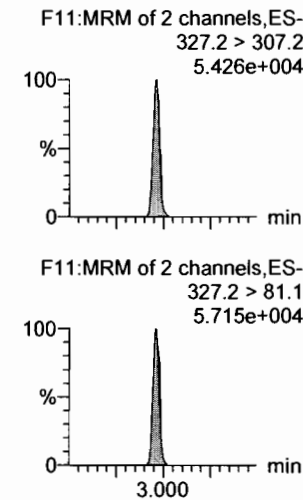
PFPeA



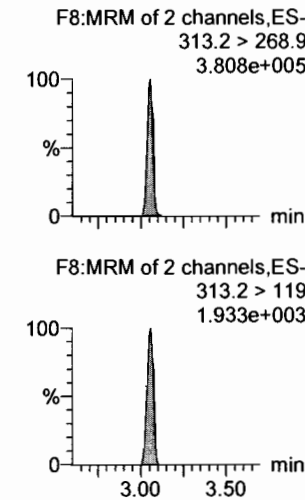
PFBS



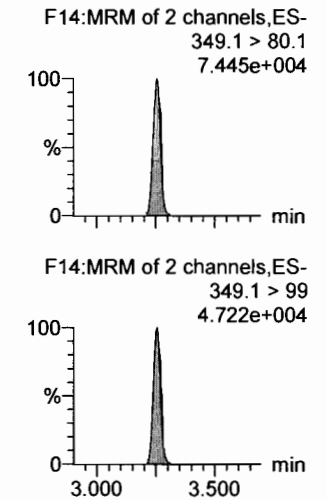
4:2 FTS



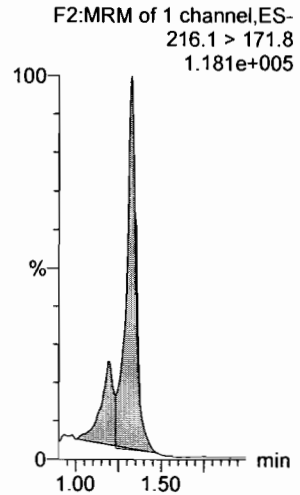
PFHxA



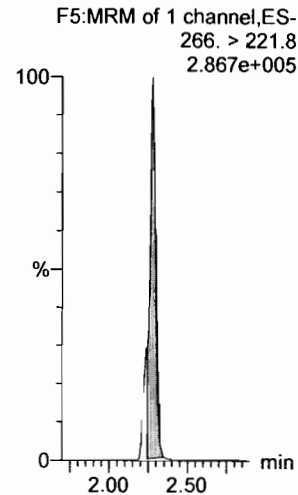
PFPeS



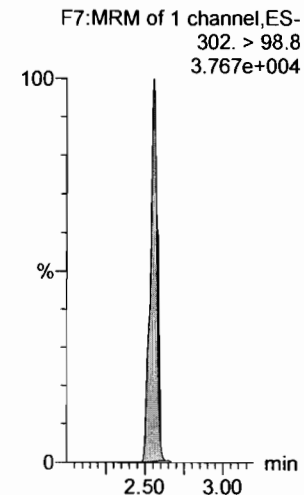
13C3-PFBA



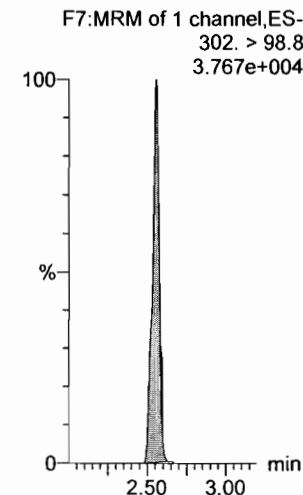
13C3-PFPeA



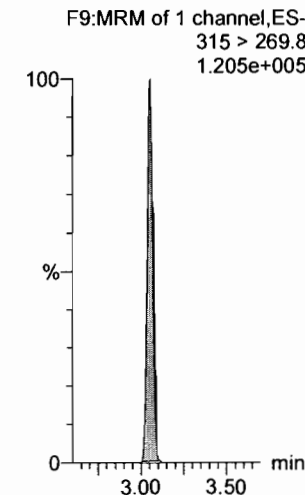
13C3-PFBS



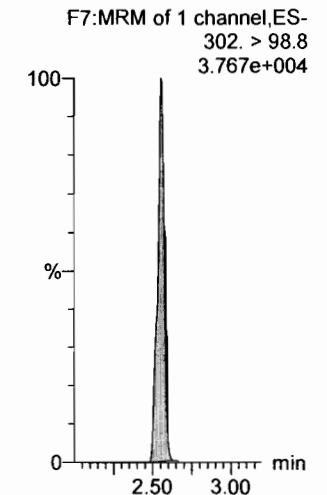
13C3-PFBS



13C2-PFHxA



13C3-PFBS

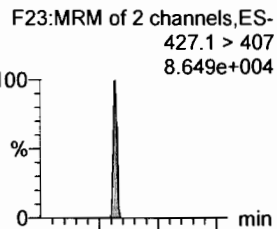


Dataset: F:\Projects\PFAS.PRO\Results\180221M1\180221M1-57.qld

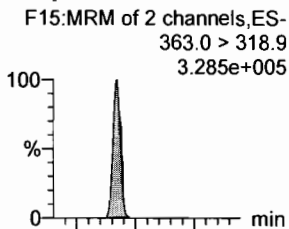
Last Altered: Thursday, February 22, 2018 15:03:26 Pacific Standard Time
Printed: Thursday, February 22, 2018 15:03:37 Pacific Standard Time

Name: 180221M1_57, Date: 22-Feb-2018, Time: 01:49:09, ID: ST180221M1-12 PFC CS3 18B0815, Description: PFC CS3 18B0815

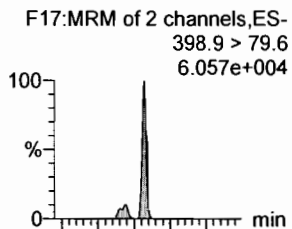
6:2 FTS



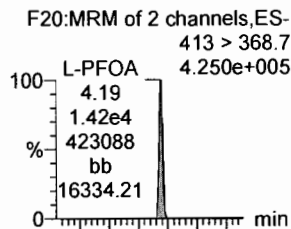
PFHpA



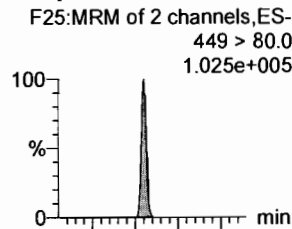
L-PFHxS



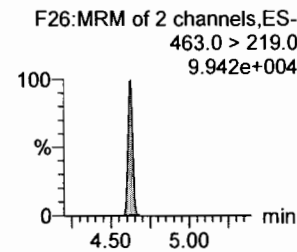
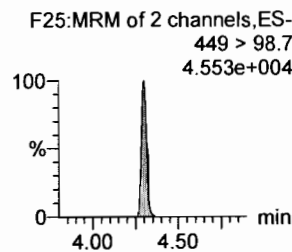
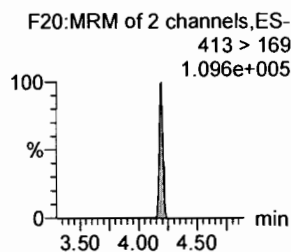
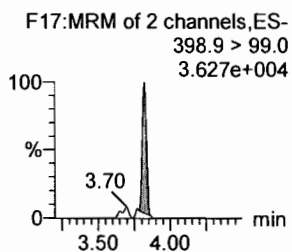
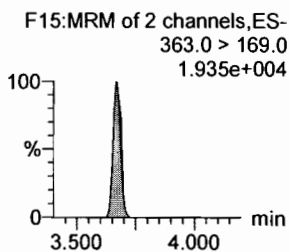
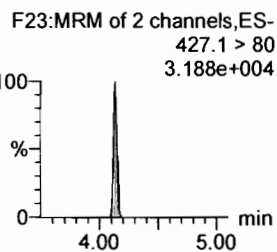
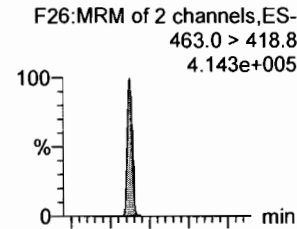
L-PFOA




PFHpS



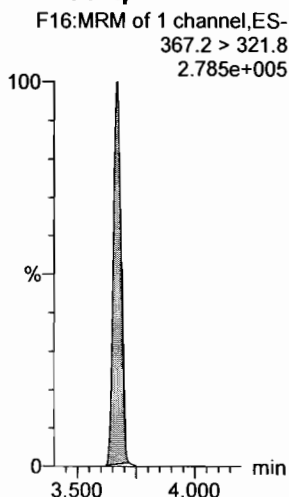
PFNA



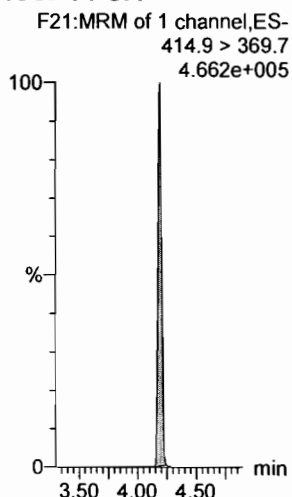
1802-PFHxS



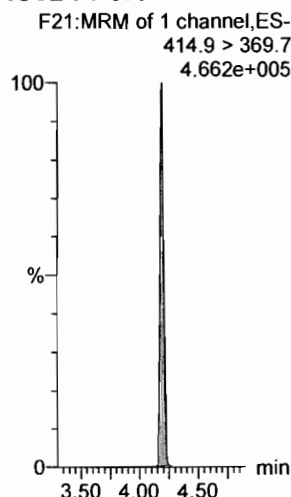
13C4-PFHpA




13C2-PFOA



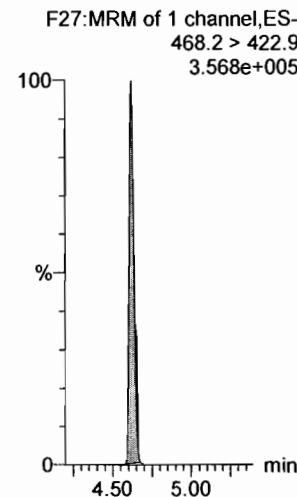
13C2-PFOA



13C2-PFOA



13C5-PFNA



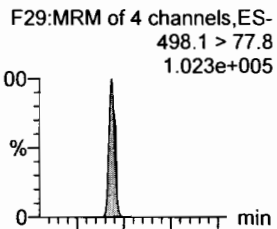
Dataset: F:\Projects\PFAS.PRO\Results\180221M1\180221M1-57.qld

Last Altered: Thursday, February 22, 2018 15:03:26 Pacific Standard Time

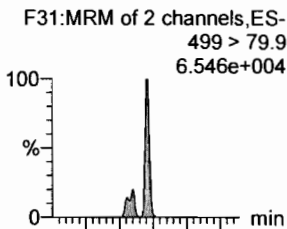
Printed: Thursday, February 22, 2018 15:03:37 Pacific Standard Time

Name: 180221M1_57, Date: 22-Feb-2018, Time: 01:49:09, ID: ST180221M1-12 PFC CS3 18B0815, Description: PFC CS3 18B0815

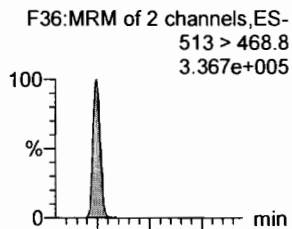
PFOSA



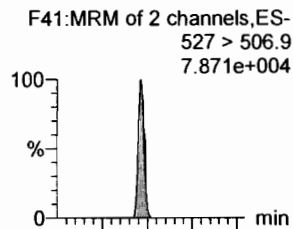
L-PFOS



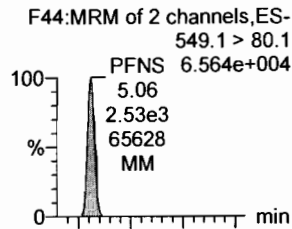
PFDA



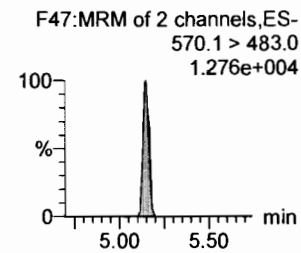
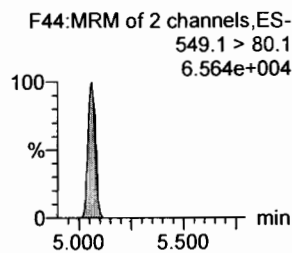
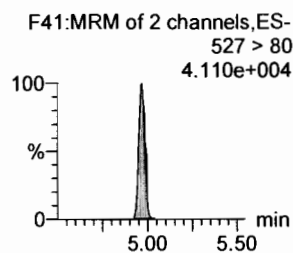
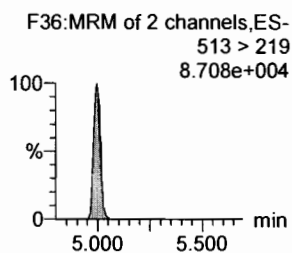
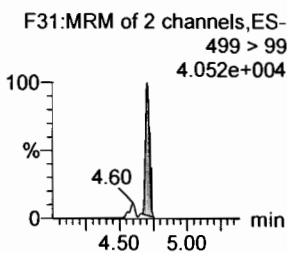
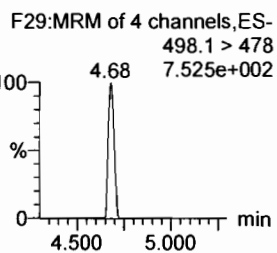
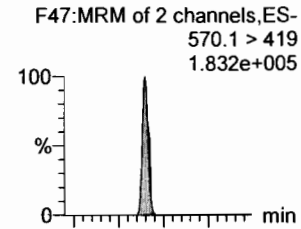
8:2 FTS



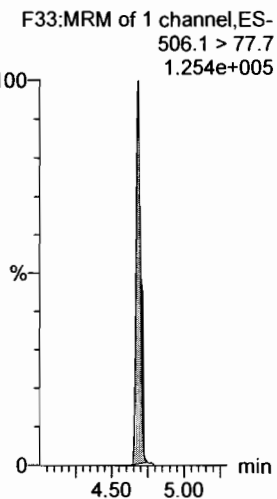
PFNS



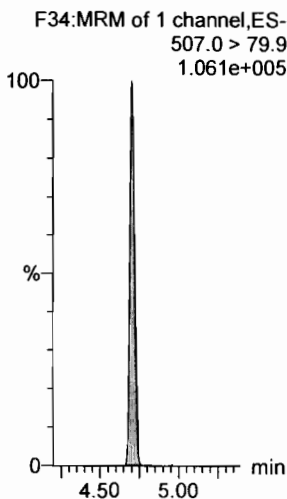
N-MeFOSAA



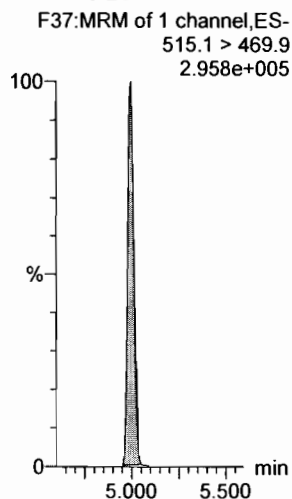
13C8-PFOSA



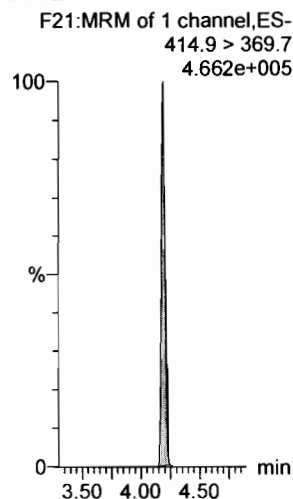
13C8-PFOS



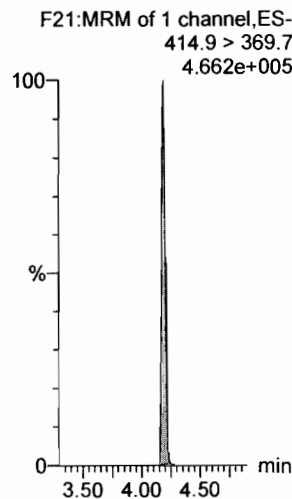
13C2-PFDA



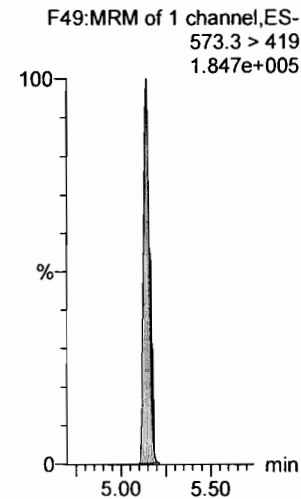
13C2-PFOA



13C2-PFOA



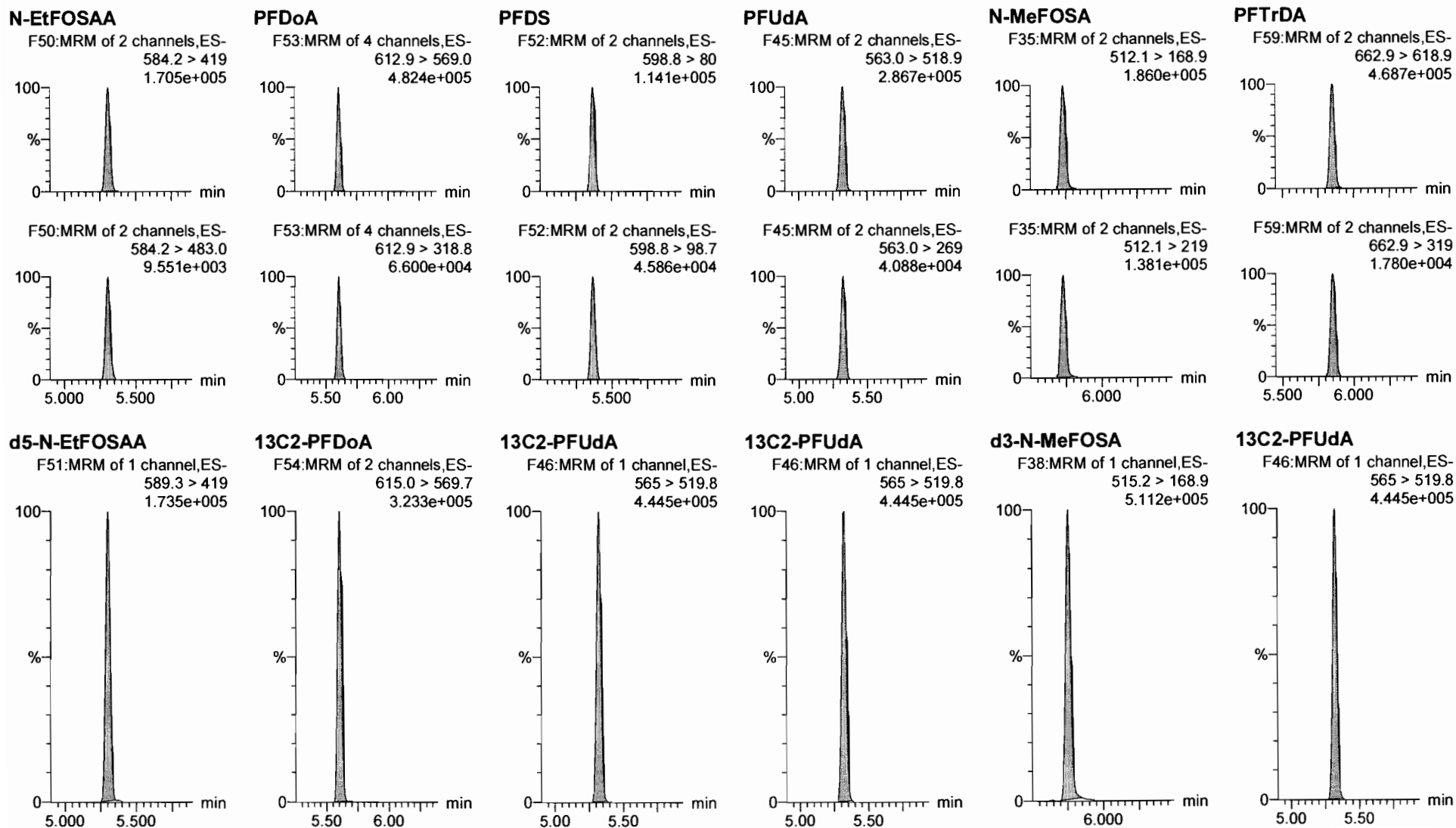
d3-N-MeFOSAA



Dataset: F:\Projects\PFAS.PRO\Results\180221M1\180221M1-57.qld

Last Altered: Thursday, February 22, 2018 15:03:26 Pacific Standard Time
Printed: Thursday, February 22, 2018 15:03:37 Pacific Standard Time

Name: 180221M1_57, Date: 22-Feb-2018, Time: 01:49:09, ID: ST180221M1-12 PFC CS3 18B0815, Description: PFC CS3 18B0815



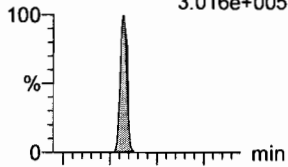
Dataset: F:\Projects\PFAS.PRO\Results\180221M1\180221M1-57.qld

Last Altered: Thursday, February 22, 2018 15:03:26 Pacific Standard Time
Printed: Thursday, February 22, 2018 15:03:37 Pacific Standard Time

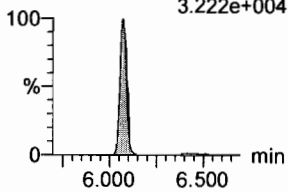
Name: 180221M1_57, Date: 22-Feb-2018, Time: 01:49:09, ID: ST180221M1-12 PFC CS3 18B0815, Description: PFC CS3 18B0815

PFTeDA

F60:MRM of 2 channels,ES-
712.9 > 668.8
3.016e+005

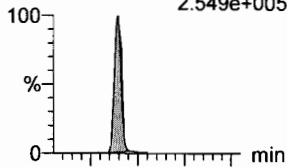


F60:MRM of 2 channels,ES-
712.9 > 369
3.222e+004

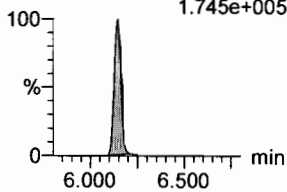


N-EtFOSA

F40:MRM of 2 channels,ES-
526.1 > 168.9
2.549e+005

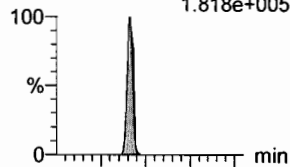


F40:MRM of 2 channels,ES-
526.1 > 219
1.745e+005

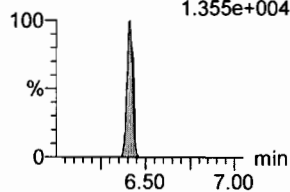


PFHxDA

F62:MRM of 2 channels,ES-
813.1 > 768.6
1.818e+005




F62:MRM of 2 channels,ES-
813.1 > 219
1.355e+004




PFODA

F64:MRM of 1 channel,ES-
913.1 > 868.8
2.986e+005



N-MeFOSE

F55:MRM of 1 channel,ES-
616.1 > 58.9
2.246e+005




N-EtFOSE

F57:MRM of 1 channel,ES-
630.1 > 58.9
3.155e+005



13C2-PFTeDA

F61:MRM of 2 channels,ES-
714.8 > 669.6
1.717e+005



d5-N-ETFOSA

F43:MRM of 1 channel,ES-
531.1 > 168.9
7.725e+005



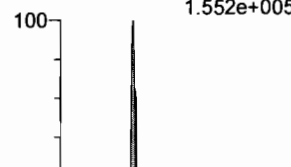
13C2-PFHxDA

F63:MRM of 1 channel,ES-
815 > 769.7
1.552e+005



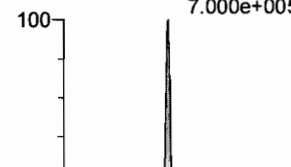
13C2-PFHxDA

F63:MRM of 1 channel,ES-
815 > 769.7
1.552e+005




d7-N-MeFOSE

F56:MRM of 1 channel,ES-
623.1 > 58.9
7.000e+005



d9-N-EtFOSE

F58:MRM of 1 channel,ES-
639.2 > 58.8
8.072e+005



Dataset: F:\Projects\PFAS.PRO\Results\180221M1\180221M1-57.qld

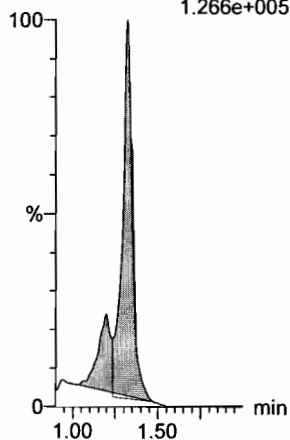
Last Altered: Thursday, February 22, 2018 15:03:26 Pacific Standard Time

Printed: Thursday, February 22, 2018 15:03:37 Pacific Standard Time

Name: 180221M1_57, Date: 22-Feb-2018, Time: 01:49:09, ID: ST180221M1-12 PFC CS3 18B0815, Description: PFC CS3 18B0815

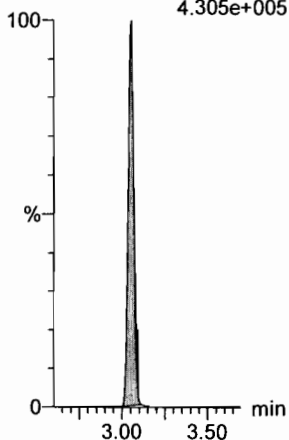
13C4-PFBA

F3:MRM of 1 channel,ES-
217. > 171.8
1.266e+005



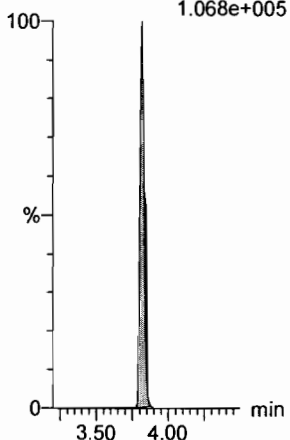
13C5-PFHxA

F10:MRM of 1 channel,ES-
318 > 272.9
4.305e+005



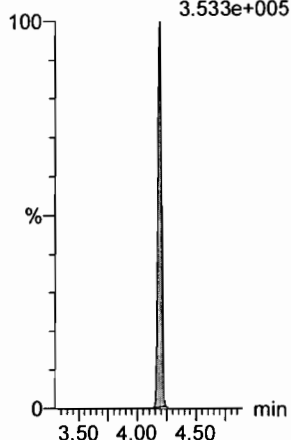
13C3-PFHxS

F18:MRM of 1 channel,ES-
401.9 > 79.9
1.068e+005



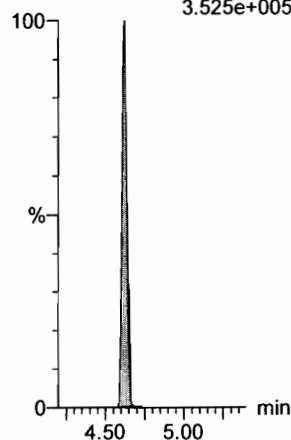
13C8-PFOA

F22:MRM of 1 channel,ES-
421.3 > 376
3.533e+005



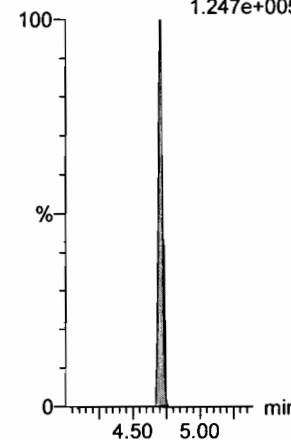
13C9-PFNA

F28:MRM of 1 channel,ES-
472.2 > 426.9
3.525e+005



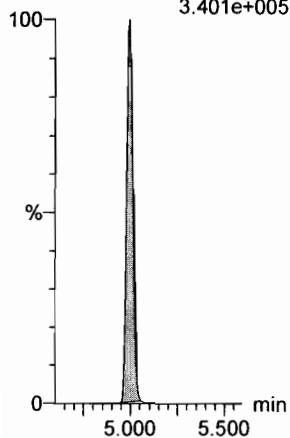
13C4-PFOS

F32:MRM of 1 channel,ES-
503 > 79.9
1.247e+005



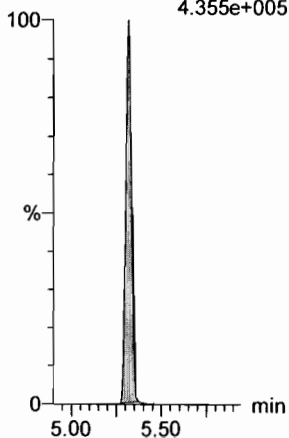
13C6-PFDA

F39:MRM of 1 channel,ES-
519.1 > 473.7
3.401e+005



13C7-PFUdA

F48:MRM of 1 channel,ES-
570.1 > 524.8
4.355e+005



Dataset: F:\Projects\PFAS.PRO\Results\180221M1\180221M1-69.qld

Last Altered: Thursday, February 22, 2018 15:05:30 Pacific Standard Time
Printed: Thursday, February 22, 2018 15:33:36 Pacific Standard Time

*✓ JA.
02/23/2018*

*Ⓟ Above limit
inference.*

Method: F:\Projects\PFAS.PRO\MethDB\PFAS_FULL_80C_022118.mdb 22 Feb 2018 10:27:20
Calibration: F:\Projects\PFAS.PRO\CurveDB\C18_VAL-PFAS_Q4_02-21-18-FULL.cdb 22 Feb 2018 11:04:24

Name: 180221M1_69, Date: 22-Feb-2018, Time: 04:06:44, ID: ST180221M1-13 PFC CS0 18B0812, Description: PFC CS0 18B0812

#	Name	Trace	Area	IS Area	RRF	Pred.RT	RT	y Axis Resp.	Conc.	%Rec	Recovery	Out
1	1 PFBA	213.0 > 168.8	8.22e2	1.01e4		1.46	1.32	1.02	0.925	92.5		NO
2	2 PFPeA	263.1 > 218.9	1.30e3	1.49e4		2.42	2.28	1.09	1.08	108.1		NO
3	3 PFBS	299.0 > 79.7	3.10e2	1.89e3		2.60	2.56	2.05	1.21	120.7		NO
4	4 4:2 FTS	327.2>307.2	2.48e2	1.89e3		3.00	2.96	1.64	1.15	114.9		NO
5	5 PFHxA	313.2 > 268.9	1.72e3	4.83e3		3.19	3.05	1.78	1.17	116.8		NO
6	6 PFPeS	349.1>80.1	2.75e2	1.89e3		3.39	3.25	1.82	1.01	101.3		NO
7	7 PFHpA	363.0 > 318.9	1.26e3	1.22e4		3.81	3.67	1.29	0.895	89.5		NO
8	8 L-PFHxS	398.9 > 79.6	1.77e2	1.47e3		3.85	3.82	1.51	0.847	84.7		NO
9	10 6:2 FTS	427.1 > 407	2.99e2	1.92e4		4.28	4.13	0.195	0.958	95.8		NO
10	11 L-PFOA	413 > 368.7	1.51e3	1.92e4		4.22	4.19	0.985	0.978	97.8		NO
11	13 PFHpS	449 > 80.0	3.97e2	3.83e3		4.44	4.30	1.30	1.18	118.4		NO
12	14 PFNA	463.0 > 418.8	1.61e3	1.45e4		4.76	4.62	1.39	1.01	101.3		NO
13	15 PFOSA	498.1 > 77.8	3.57e2	4.08e3		4.83	4.68	1.09	0.873	87.3		NO
14	16 L-PFOS	499 > 79.9	3.33e2	3.83e3		4.74	4.71	1.09	1.07	106.9		NO
15	18 PFDA	513 > 468.8	1.28e3	1.44e4		5.14	5.00	1.11	0.810	81.0		NO
16	19 8:2 FTS	527 > 506.9	3.81e2	1.92e4		5.12	4.96	0.249	1.23	123.1		NO
17	20 PFNS	549.1>80.1	2.98e2	3.83e3		5.08	5.06	0.974	1.17	117.3		NO
18	21 N-MeFOSAA	570.1 > 419	7.29e2	6.25e3		5.29	5.15	1.46	1.12	111.6		NO
19	22 N-EtFOSAA	584.2 > 419	6.49e2	7.84e3		5.45	5.31	1.04	1.02	102.5		NO
20	23 PFUdA	563.0 > 518.9	1.59e3	1.54e4		5.46	5.31	1.29	1.23	122.9		NO
21	24 PFDS	598.8 > 80	4.33e2	1.54e4		5.51	5.37	0.352	1.35	135.4		YES
22	25 PFDoA	612.9 > 569.0	1.63e3	1.36e4		5.74	5.60	1.50	1.53	152.6		YES
23	26 N-MeFOSA	512.1 > 168.9	8.25e2	2.39e4		5.84	5.73	5.19	4.89	97.8		NO
24	27 PFTrDA	662.9 > 618.9	1.65e3	1.54e4		5.98	5.86	1.34	1.15	115.0		NO
25	28 PFTeDA	712.9 > 668.8	1.16e3	6.35e3		6.20	6.07	2.28	1.02	102.4		NO
26	29 N-EtFOSA	526.1 > 168.9	1.12e3	3.52e4		6.22	6.14	4.78	4.92	98.5		NO
27	30 PFHxDA	813.1 > 768.6	7.81e2	7.09e3		6.51	6.41	0.550	0.889	88.9		NO
28	31 PFOA	913.1 > 868.8	9.23e2	7.09e3		6.74	6.65	0.650	0.802	80.2		NO
29	32 N-MeFOSE	616.1 > 58.9	9.17e2	3.44e4		6.31	6.29	3.99	3.95	79.0		NO
30	33 N-EtFOSE	630.1 > 58.9	1.20e3	2.74e4		6.45	6.45	6.58	5.18	103.7		NO
31	34 13C3-PFBA	216.1 > 171.8	1.01e4	1.19e4	0.880	1.46	1.33	10.5	12.0	95.8		NO

*DM
2/22/18*

Dataset: F:\Projects\PFAS.PRO\Results\180221M1\180221M1-69.qld

Last Altered: Thursday, February 22, 2018 15:05:30 Pacific Standard Time

Printed: Thursday, February 22, 2018 15:33:36 Pacific Standard Time

Name: 180221M1_69, Date: 22-Feb-2018, Time: 04:06:44, ID: ST180221M1-13 PFC CS0 18B0812, Description: PFC CS0 18B0812

#	Name	Trace	Area	IS Area	RRF	Pred RT	RT	y Axis Resp.	Conc.	%Rec	Recovery Out	
32	35	13C3-PFPeA	266. > 221.8	1.49e4	1.76e4	0.917	2.42	2.28	10.6	11.6	92.5	NO
33	36	13C3-PFBS	302. > 98.8	1.89e3	1.76e4	0.121	2.69	2.56	1.34	11.1	89.0	NO
34	37	13C2-PFHxA	315 > 269.8	4.83e3	1.76e4	0.719	3.19	3.05	3.44	4.78	95.7	NO
35	38	13C4-PFHpA	367.2 > 321.8	1.22e4	1.76e4	0.722	3.81	3.67	8.66	12.0	95.9	NO
36	39	18O2-PFHxS	403.0 > 102.6	1.47e3	4.56e3	0.376	3.96	3.82	4.02	10.7	85.5	NO
37	40	13C2-PFOA	414.9 > 369.7	1.92e4	1.51e4	1.324	4.33	4.19	15.9	12.0	95.8	NO
38	41	13C5-PFNA	468.2 > 422.9	1.45e4	1.62e4	0.928	4.76	4.62	11.2	12.0	96.2	NO
39	42	13C8-PFOSA	506.1 > 77.7	4.08e3	1.86e4	0.235	4.83	4.68	2.74	11.7	93.3	NO
40	43	13C8-PFOS	507.0 > 79.9	3.83e3	4.55e3	1.026	4.84	4.70	10.5	10.3	82.0	NO
41	44	13C2-PFDA	515.1 > 469.9	1.44e4	1.63e4	1.017	5.14	5.00	11.0	10.8	86.7	NO
42	45	d3-N-MeFOSAA	573.3 > 419	6.25e3	1.86e4	0.412	5.29	5.14	4.20	10.2	81.6	NO
43	46	d5-N-EtFOSAA	589.3 > 419	7.84e3	1.86e4	0.418	5.45	5.30	5.27	12.6	100.9	NO
44	47	13C2-PFUdA	565 > 519.8	1.54e4	1.86e4	1.056	5.46	5.32	10.3	9.79	78.3	NO
45	48	13C2-PFDoA	615.0 > 569.7	1.36e4	1.86e4	0.949	5.74	5.60	9.13	9.62	77.0	NO
46	49	d3-N-MeFOSA	515.2 > 168.9	2.39e4	1.86e4	0.105	5.84	5.75	16.0	153	101.9	NO
47	50	13C2-PFTeDA	714.8 > 669.6	6.35e3	1.86e4	0.389	6.20	6.07	4.27	11.0	87.8	NO
48	51	d5-N-ETFOSA	531.1 > 168.9	3.52e4	1.86e4	0.160	6.22	6.16	23.6	148	98.4	NO
49	52	13C2-PFHxDA	815 > 769.7	7.09e3	1.86e4	0.833	6.51	6.41	4.77	5.72	114.5	NO
50	53	d7-N-MeFOSE	623.1 > 58.9	3.44e4	1.86e4	0.148	6.31	6.29	23.2	156	104.2	NO
51	54	d9-N-EtFOSE	639.2 > 58.8	2.74e4	1.86e4	0.131	6.45	6.44	18.4	141	94.1	NO
52	55	13C4-PFBA	217. > 171.8	1.19e4	1.19e4	1.000	1.46	1.33	12.5	12.5	100.0	NO
53	56	13C5-PFHxA	318 > 272.9	1.76e4	1.76e4	1.000	3.19	3.05	12.5	12.5	100.0	NO
54	57	13C3-PFHxS	401.9 > 79.9	4.56e3	4.56e3	1.000	3.96	3.82	12.5	12.5	100.0	NO
55	58	13C8-PFOA	421.3 > 376	1.51e4	1.51e4	1.000	4.33	4.19	12.5	12.5	100.0	NO
56	59	13C9-PFNA	472.2 > 426.9	1.62e4	1.62e4	1.000	4.70	4.62	12.5	12.5	100.0	NO
57	60	13C4-PFOS	503 > 79.9	4.55e3	4.55e3	1.000	4.84	4.70	12.5	12.5	100.0	NO
58	61	13C6-PFDA	519.1 > 473.7	1.63e4	1.63e4	1.000	5.14	5.00	12.5	12.5	100.0	NO
59	62	13C7-PFUdA	570.1 > 524.8	1.86e4	1.86e4	1.000	5.46	5.32	12.5	12.5	100.0	NO

Dataset: Untitled

Last Altered: Friday, February 23, 2018 08:35:27 Pacific Standard Time

Printed: Friday, February 23, 2018 08:37:50 Pacific Standard Time

Method: F:\Projects\PFAS.PRO\MethDB\PFAS_FULL_80C_022118.mdb 22 Feb 2018 10:27:20

Calibration: F:\Projects\PFAS.PRO\CurveDB\C18_VAL-PFAS_Q4_02-21-18-FULL.cdb 22 Feb 2018 11:04:24

Compound name: PFBA

	Name	ID	Acq.Date	Acq.Time
1	180221M1_3	IPA	21-Feb-18	15:29:36
2	180221M1_4	ST180221M1-1 PFC CS-2 18B0810	21-Feb-18	15:41:08
3	180221M1_5	ST180221M1-2 PFC CS-1 18B0811	21-Feb-18	15:52:33
4	180221M1_6	ST180221M1-3 PFC CS0 18B0812	21-Feb-18	16:03:59
5	180221M1_7	ST180221M1-4 PFC CS1 18B0813	21-Feb-18	16:15:27
6	180221M1_8	ST180221M1-5 PFC CS2 18B0814	21-Feb-18	16:26:53
7	180221M1_9	ST180221M1-6 PFC CS3 18B0815	21-Feb-18	16:38:20
8	180221M1_10	ST180221M1-7 PFC CS4 18B0816	21-Feb-18	16:49:50
9	180221M1_11	ST180221M1-8 PFC CS5 18B0817	21-Feb-18	17:01:19
10	180221M1_12	ST180221M1-9 PFC CS6 18B0818	21-Feb-18	17:12:48
11	180221M1_13	ST180221M1-10 PFC CS7 18B0819	21-Feb-18	17:24:17
12	180221M1_14	IPA	21-Feb-18	17:35:46
13	180221M1_15	ICV180221M1-1 PFC ICV 18B0809	21-Feb-18	17:47:16
14	180221M1_16	IPA	21-Feb-18	17:58:45
15	180221M1_17	1702096-01@5X 980560360 3	21-Feb-18	18:10:17
16	180221M1_18	B8B0043-BS1 OPR 0.25	21-Feb-18	18:21:41
17	180221M1_19	B8B0043-BSD1 LCSD 0.25	21-Feb-18	18:33:08
18	180221M1_20	B8B0043-BLK1 Method Blank 0.25	21-Feb-18	18:44:35
19	180221M1_21	1800250-01 GW0509180130RAP 0.25986	21-Feb-18	18:56:02
20	180221M1_22	1800250-02 GW1519180130RAP 0.26483	21-Feb-18	19:07:32
21	180221M1_23	1800250-03 GW2529180130RAP 0.26364	21-Feb-18	19:19:01
22	180221M1_24	1800250-04 GW3741180131RAP 0.26062	21-Feb-18	19:30:31
23	180221M1_25	1800250-05 GW0610180131RAP 0.26466	21-Feb-18	19:42:00
24	180221M1_26	1800250-06 GW1620180131RAP 0.26655	21-Feb-18	19:53:29
25	180221M1_27	1800250-07 FD-GW1620180131RAP 0.26758	21-Feb-18	20:04:59
26	180221M1_28	1800250-08 GW2529180131RAP 0.26581	21-Feb-18	20:16:28
27	180221M1_29	1800250-09 GW3640180201RAP 0.26404	21-Feb-18	20:27:57
28	180221M1_30	IPA	21-Feb-18	20:39:27
29	180221M1_31	ST180221M1-11 PFC CS3 18B0815	21-Feb-18	20:50:56
30	180221M1_32	IPA	21-Feb-18	21:02:26
31	180221M1_33	1800264-01 GW4650180201RAP 0.25714	21-Feb-18	21:13:55

Vista Analytical Laboratory

Dataset: Untitled

Last Altered: Friday, February 23, 2018 08:35:27 Pacific Standard Time

Printed: Friday, February 23, 2018 08:37:50 Pacific Standard Time

Compound name: PFBA

	Name	ID	Acq.Date	Acq.Time
32	180221M1_34	1800269-01 WI-AF-FB-010518 0.11996	21-Feb-18	21:25:22
33	180221M1_35	1800269-02 WI-AF-EB01-SO-0118 0.11331	21-Feb-18	21:36:51
34	180221M1_36	1800269-03 WI-AF-FB-010718 0.11871	21-Feb-18	21:48:20
35	180221M1_37	1800269-04 WI-AF-EB02-SO-0118 0.09189	21-Feb-18	21:59:49
36	180221M1_38	1800269-05 WI-AF-FB-011018 0.11822	21-Feb-18	22:11:16
37	180221M1_39	1800269-06 WI-AF-EB03-SO-0118 0.11899	21-Feb-18	22:22:45
38	180221M1_40	1800269-07 WI-AF-FB-011218 0.11884	21-Feb-18	22:34:15
39	180221M1_41	1800269-08 WI-AF-EB04-SO-0118 0.11209	21-Feb-18	22:45:44
40	180221M1_42	1800269-09 WI-AF-FB-012618 0.11891	21-Feb-18	22:57:13
41	180221M1_43	1800269-10 WI-AF-EB10-0118 0.12107	21-Feb-18	23:08:43
42	180221M1_44	B8B0074-BS1 OPR 1	21-Feb-18	23:20:13
43	180221M1_45	B8B0074-BLK1 Method Blank 1	21-Feb-18	23:31:43
44	180221M1_46	B8B0074-MS1 Matrix Spike 1.43	21-Feb-18	23:43:10
45	180221M1_47	B8B0074-MSD1 Matrix Spike Dup 1.5	21-Feb-18	23:54:40
46	180221M1_48	1800235-02 SB010102180123JLB 1.38	22-Feb-18	00:06:07
47	180221M1_49	1800268-01 WI-AF-SB614-0001-0118 1.77	22-Feb-18	00:17:37
48	180221M1_50	1800268-02 WI-AF-SB614-0102-0118 1.25	22-Feb-18	00:29:07
49	180221M1_51	1800268-03 WI-AF-SB614P-0102-0118 1.28	22-Feb-18	00:40:33
50	180221M1_52	1800268-04 WI-AF-SB612-0001-0118 1.32	22-Feb-18	00:52:00
51	180221M1_53	1800268-05 WI-AF-SB612-0204-0118 1.25	22-Feb-18	01:03:27
52	180221M1_54	1800268-06 WI-AF-SB612-04H05H-0118 1.47	22-Feb-18	01:14:54
53	180221M1_55	1800279-03 REEPDW151 0.12119	22-Feb-18	01:26:15
54	180221M1_56	IPA	22-Feb-18	01:37:42
55	180221M1_57	ST180221M1-12 PFC CS3 18B0815	22-Feb-18	01:49:09
56	180221M1_58	IPA	22-Feb-18	02:00:36
57	180221M1_59	1800268-07 WI-AF-SB612-6870-0118 1.3	22-Feb-18	02:12:03
58	180221M1_60	1800268-08 WI-AF-SB613-000H-0118 1.39	22-Feb-18	02:23:29
59	180221M1_61	1800268-09 WI-AF-SB613-0H02-0118 1.34	22-Feb-18	02:34:56
60	180221M1_62	1800268-10 WI-AF-SB613-03H04H-0118 1.2	22-Feb-18	02:46:23
61	180221M1_63	1800268-11 WI-AF-SB613-5657H-0118 1.23	22-Feb-18	02:57:50
62	180221M1_64	1800268-12 WI-AF-SB607-000H-0118 1.06	22-Feb-18	03:09:21
63	180221M1_65	1800268-13 WI-AF-SB607P-000H-0118 1.34	22-Feb-18	03:20:47
64	180221M1_66	1800268-14 WI-AF-SB607-0203-0118 1.22	22-Feb-18	03:32:17
65	180221M1_67	1800268-15 WI-AF-SB607-0405-0118 1.01	22-Feb-18	03:43:44

Dataset: Untitled

Last Altered: Friday, February 23, 2018 08:35:27 Pacific Standard Time
 Printed: Friday, February 23, 2018 08:37:50 Pacific Standard Time

Compound name: PFBA

	Name	ID	Acq.Date	Acq.Time
66	180221M1_68	IPA	22-Feb-18	03:55:14
67	180221M1_69	ST180221M1-13 PFC CS0 18B0812	22-Feb-18	04:06:44
68	180221M1_70	IPA	22-Feb-18	04:18:11
69	180221M1_71	1800268-16 WI-AF-SB607-1011-0118 1.26	22-Feb-18	04:29:40
70	180221M1_72	1800268-17 WI-AF-SB610-3940-0118 1.1	22-Feb-18	04:41:10
71	180221M1_73	1800268-18 WI-AF-SB610P-3940-0118 1.22	22-Feb-18	04:52:40
72	180221M1_74	1800246-10 WT1801311125MK 0.24971	22-Feb-18	05:04:07
73	180221M1_75	1800246-11 WT1801311140MK 0.24503	22-Feb-18	05:15:36
74	180221M1_76	1800246-12 WT1801311355MK 0.24759	22-Feb-18	05:27:03
75	180221M1_77	1800246-13 WT1801311405MK 0.24265	22-Feb-18	05:38:32
76	180221M1_78	B8B0095-BS1 OPR 0.25	22-Feb-18	05:50:02
77	180221M1_79	B8B0095-BSD1 LCSD 0.25	22-Feb-18	06:01:31
78	180221M1_80	B8B0095-BLK1 Method Blank 0.25	22-Feb-18	06:12:58
79	180221M1_81	1800273-05RE1 MCA-EB-02 0.24963	22-Feb-18	06:24:27
80	180221M1_82	1800279-01RE1 REEPDW150 0.11792	22-Feb-18	06:35:57
81	180221M1_83	1800294-01 GW1802071410AB 0.25657	22-Feb-18	06:47:27
82	180221M1_84	1800294-02 GW1802071515AB 0.25263	22-Feb-18	06:58:54
83	180221M1_85	IPA	22-Feb-18	07:10:21
84	180221M1_86	ST180221M1-14 PFC CS3 18B0815	22-Feb-18	07:21:48
85	180221M1_87	IPA	22-Feb-18	07:33:14
86	180221M1_88	1800294-03 GW1802071620AB 0.25388	22-Feb-18	07:44:44
87	180221M1_89	1800294-04 GW1802071425MK 0.25152	22-Feb-18	07:56:14
88	180221M1_90	B8B0106-BS1 OPR 0.25	22-Feb-18	08:07:41
89	180221M1_91	B8B0106-BSD1 LCSD 0.25	22-Feb-18	08:19:11
90	180221M1_92	B8B0106-BLK1 Method Blank 0.25	22-Feb-18	08:30:32
91	180221M1_93	1800294-05RE1 GW1802071520MK 0.25646	22-Feb-18	08:41:59
92	180221M1_94	1800294-06RE1 GW1802071630MK 0.26587	22-Feb-18	08:53:26
93	180221M1_95	1800294-07RE1 GW1802071635MKDUP 0.259...	22-Feb-18	09:04:56
94	180221M1_96	1800304-01RE1 EB011802051415AB 0.25855	22-Feb-18	09:16:25
95	180221M1_97	1800304-02RE1 GW1802051530AB 0.25084	22-Feb-18	09:27:54
96	180221M1_98	1800304-03RE1 GW1802051640AB 0.25399	22-Feb-18	09:39:21
97	180221M1_99	1800304-04RE1 GW1802051510MK 0.26045	22-Feb-18	09:50:50
98	180221M1_100	1800304-05RE1 GW1802051625MK 0.25932	22-Feb-18	10:02:17
99	180221M1_101	1800305-01 REEPDW164 0.11246	22-Feb-18	10:13:47

Vista Analytical Laboratory

Dataset: Untitled

Last Altered: Friday, February 23, 2018 08:35:27 Pacific Standard Time

Printed: Friday, February 23, 2018 08:37:50 Pacific Standard Time

Compound name: PFBA

	Name	ID	Acq.Date	Acq.Time
100	180221M1_102	IPA	22-Feb-18	10:25:17
101	180221M1_103	ST180221M1-15 PFC CS3 18B0815	22-Feb-18	10:36:43
102	180221M1_104	IPA	22-Feb-18	10:48:13
103	180221M1_105	1800305-02 REEPDW165 0.11853	22-Feb-18	10:59:42
104	180221M1_106	1800305-03 REEPDW166 0.11597	22-Feb-18	11:11:12
105	180221M1_107	1800305-04 REEPDW167 0.09912	22-Feb-18	11:22:39
106	180221M1_108	1800305-05 REEPDW168 0.11911	22-Feb-18	11:34:08
107	180221M1_109	1800305-06 REEPDW169 0.11678	22-Feb-18	11:45:38
108	180221M1_110	1800305-07 REEPDW170 0.1136	22-Feb-18	11:57:07
109	180221M1_111	1800305-08 REEPDW516 0.12039	22-Feb-18	12:08:37
110	180221M1_112	1800305-09 REEPDW171 0.1205	22-Feb-18	12:20:06
111	180221M1_113	1800305-10 REEPDW172 0.11734	22-Feb-18	12:31:36
112	180221M1_114	1800305-11 REEPDW173 0.11855	22-Feb-18	12:43:06
113	180221M1_115	IPA	22-Feb-18	12:54:35
114	180221M1_116	ST180221M1-16 PFC CS3 18B0815	22-Feb-18	13:06:05
115	180221M1_117	IPA	22-Feb-18	13:17:33

Dataset: F:\Projects\PFAS.PRO\Results\180221M1\180221M1-69.qld

Last Altered: Thursday, February 22, 2018 15:05:30 Pacific Standard Time

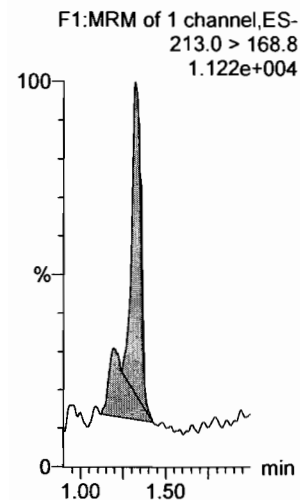
Printed: Thursday, February 22, 2018 15:33:36 Pacific Standard Time

Method: F:\Projects\PFAS.PRO\MethDB\PFAS_FULL_80C_022118.mdb 22 Feb 2018 10:27:20


Calibration: F:\Projects\PFAS.PRO\CurveDB\C18_VAL-PFAS_Q4_02-21-18-FULL.cdb 22 Feb 2018 11:04:24

Name: 180221M1_69, Date: 22-Feb-2018, Time: 04:06:44, ID: ST180221M1-13 PFC CS0 18B0812, Description: PFC CS0 18B0812

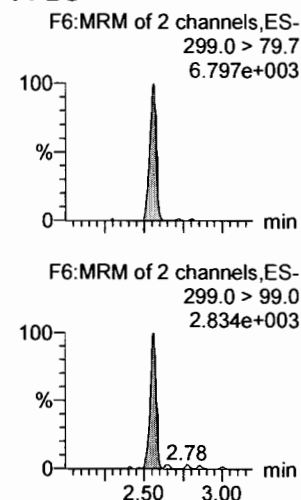
PFBA



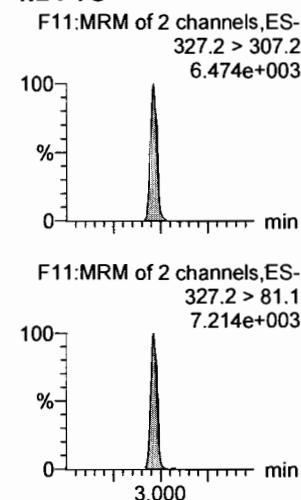
PFPeA



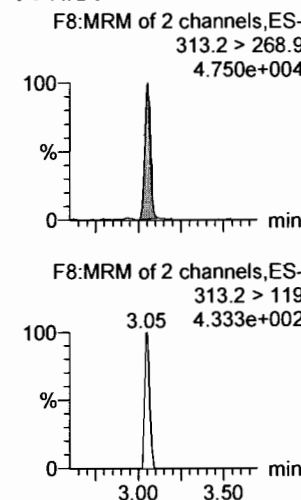
PFBS



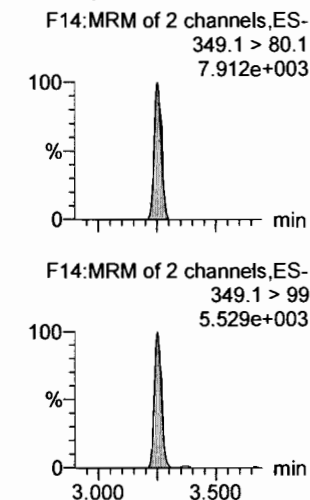
4:2 FTS



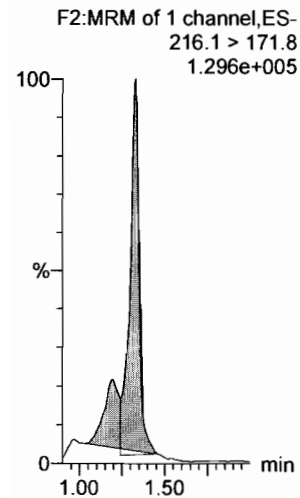
PFHxA



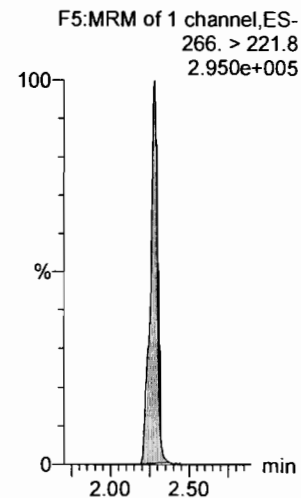
PFPeS



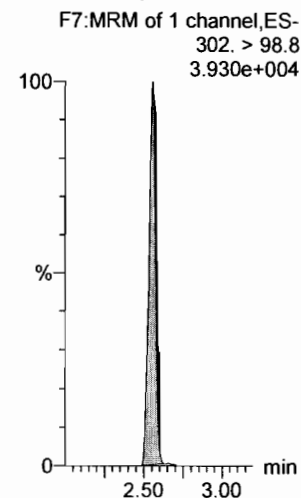
¹³C3-PFBA



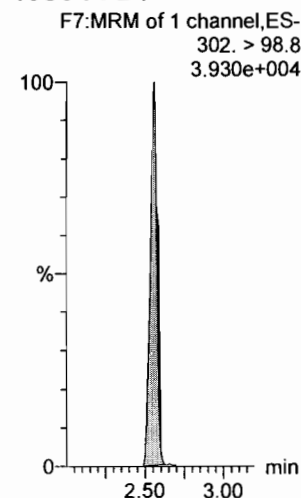
¹³C3-PFPeA



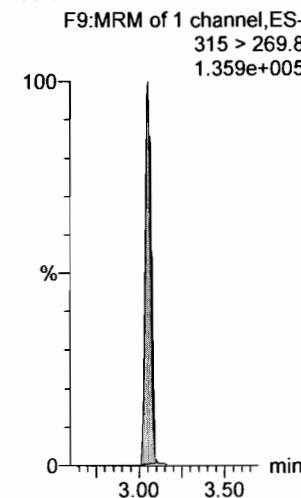
¹³C3-PFBS



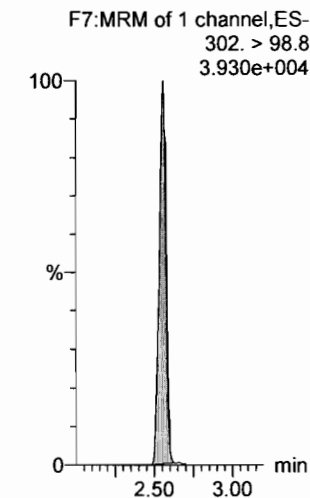
¹³C3-PFBS



¹³C2-PFHxA



¹³C3-PFBS



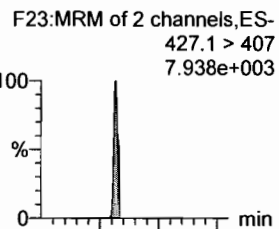
Dataset: F:\Projects\PFAS.PRO\Results\180221M1\180221M1-69.qld

Last Altered: Thursday, February 22, 2018 15:05:30 Pacific Standard Time

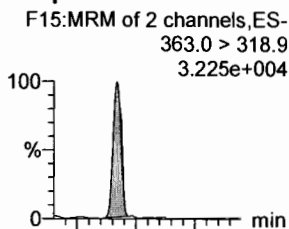
Printed: Thursday, February 22, 2018 15:33:36 Pacific Standard Time

Name: 180221M1_69, Date: 22-Feb-2018, Time: 04:06:44, ID: ST180221M1-13 PFC CS0 18B0812, Description: PFC CS0 18B0812

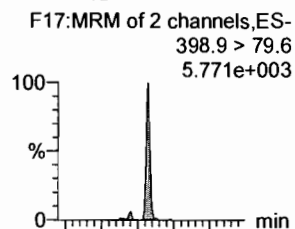
6:2 FTS



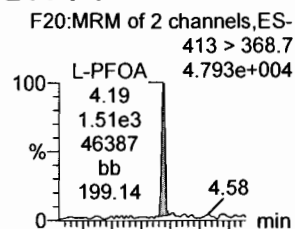
PFHpA



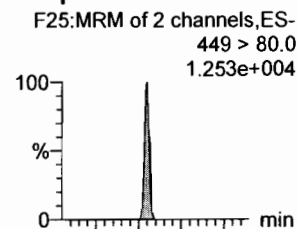
L-PFHxS



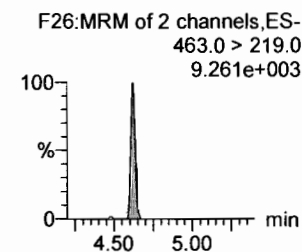
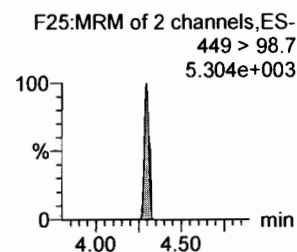
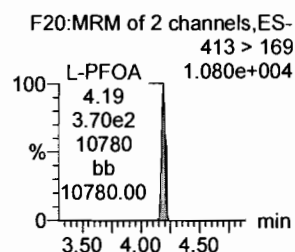
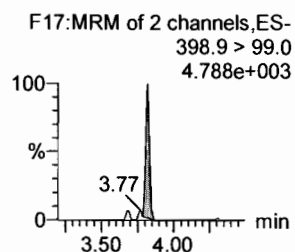
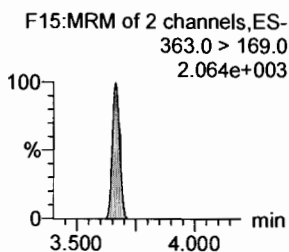
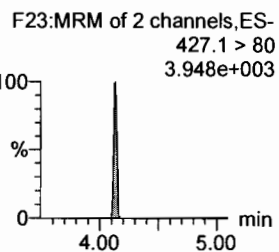
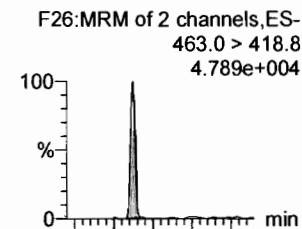
L-PFOA




PFHpS



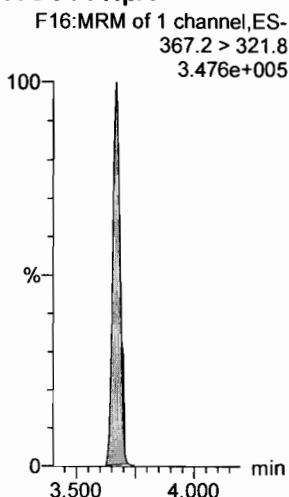
PFNA



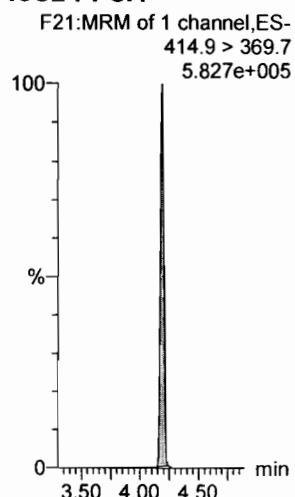
18O2-PFHxS



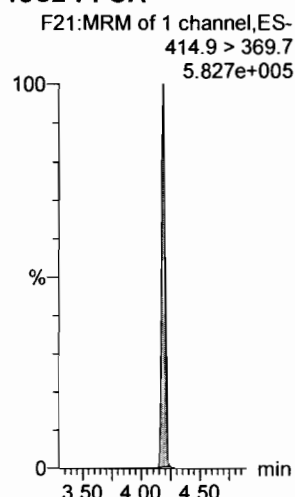
13C4-PFHpA



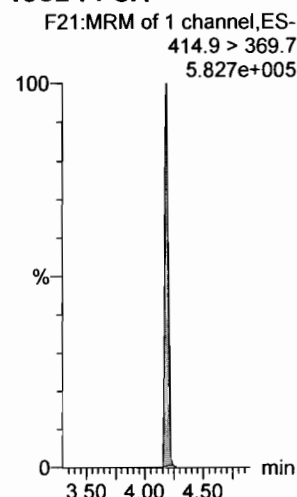
13C2-PFOA



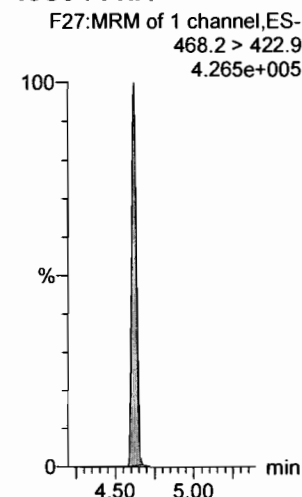
13C2-PFOA



13C2-PFOA



13C5-PFNA



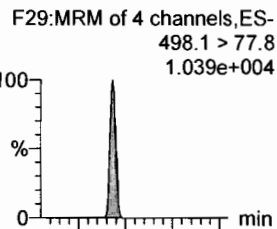
Dataset: F:\Projects\PFAS.PRO\Results\180221M1\180221M1-69.qld

Last Altered: Thursday, February 22, 2018 15:05:30 Pacific Standard Time

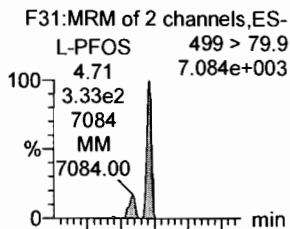
Printed: Thursday, February 22, 2018 15:33:36 Pacific Standard Time

Name: 180221M1_69, Date: 22-Feb-2018, Time: 04:06:44, ID: ST180221M1-13 PFC CS0 18B0812, Description: PFC CS0 18B0812

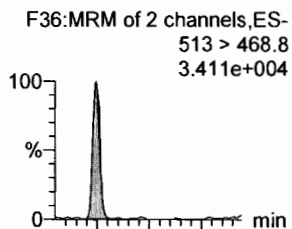
PFOSA



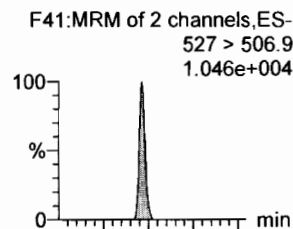
L-PFOS



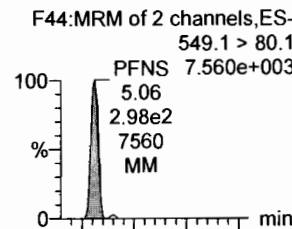
PFDA



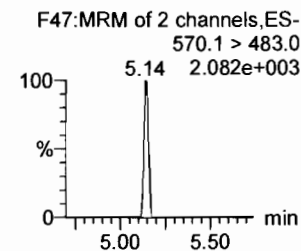
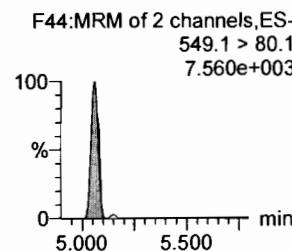
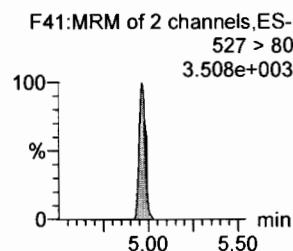
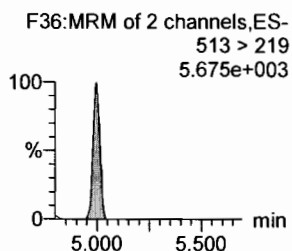
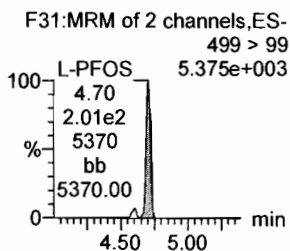
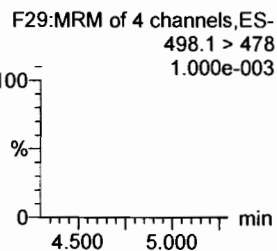
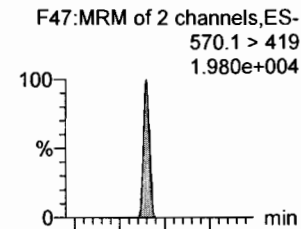
8:2 FTS



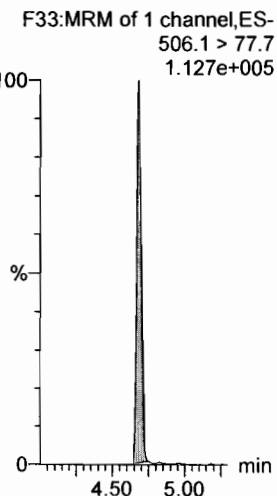
PFNS



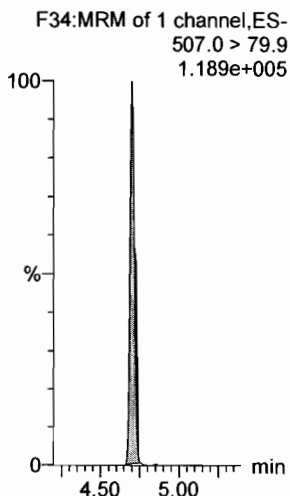
N-MeFOSAA



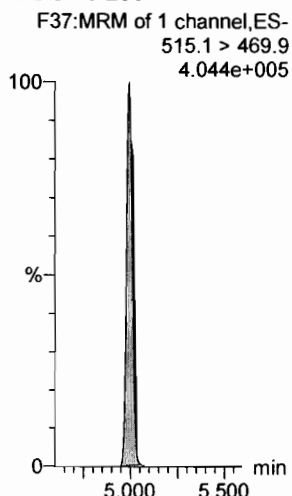
13C8-PFOSA



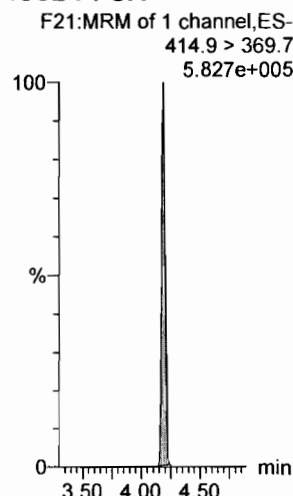
13C8-PFOS



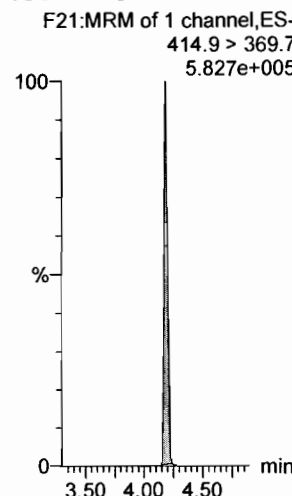
13C2-PFDA



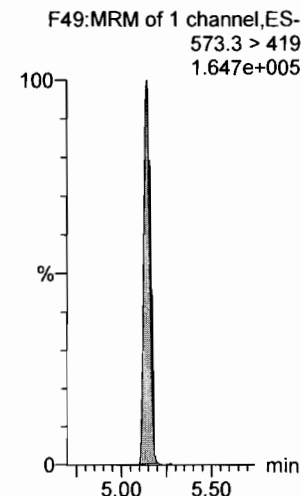
13C2-PFOA



13C2-PFOA



d3-N-MeFOSAA

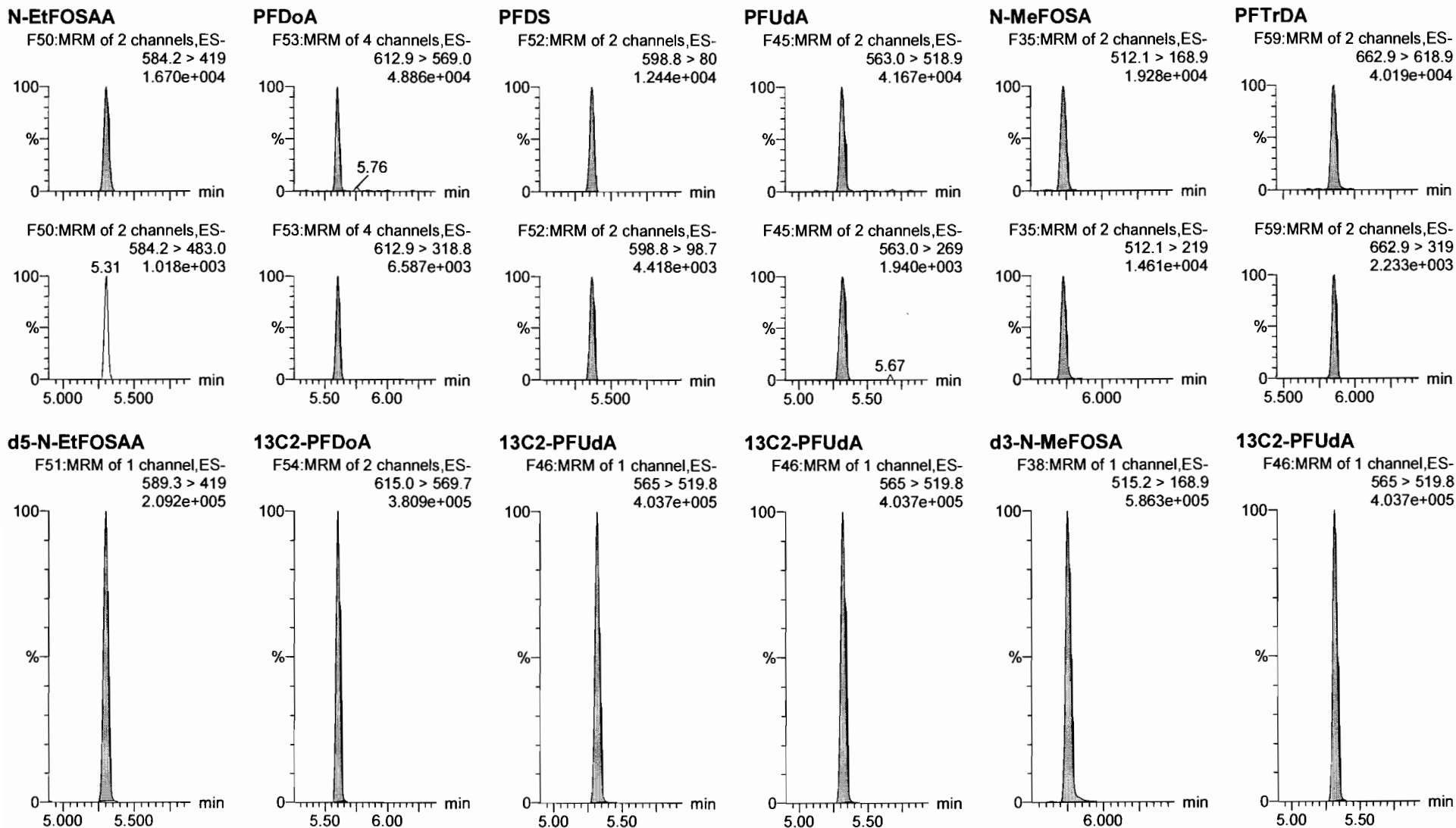


Dataset: F:\Projects\PFAS.PRO\Results\180221M1\180221M1-69.qld

Last Altered: Thursday, February 22, 2018 15:05:30 Pacific Standard Time

Printed: Thursday, February 22, 2018 15:33:36 Pacific Standard Time

Name: 180221M1_69, Date: 22-Feb-2018, Time: 04:06:44, ID: ST180221M1-13 PFC CS0 18B0812, Description: PFC CS0 18B0812

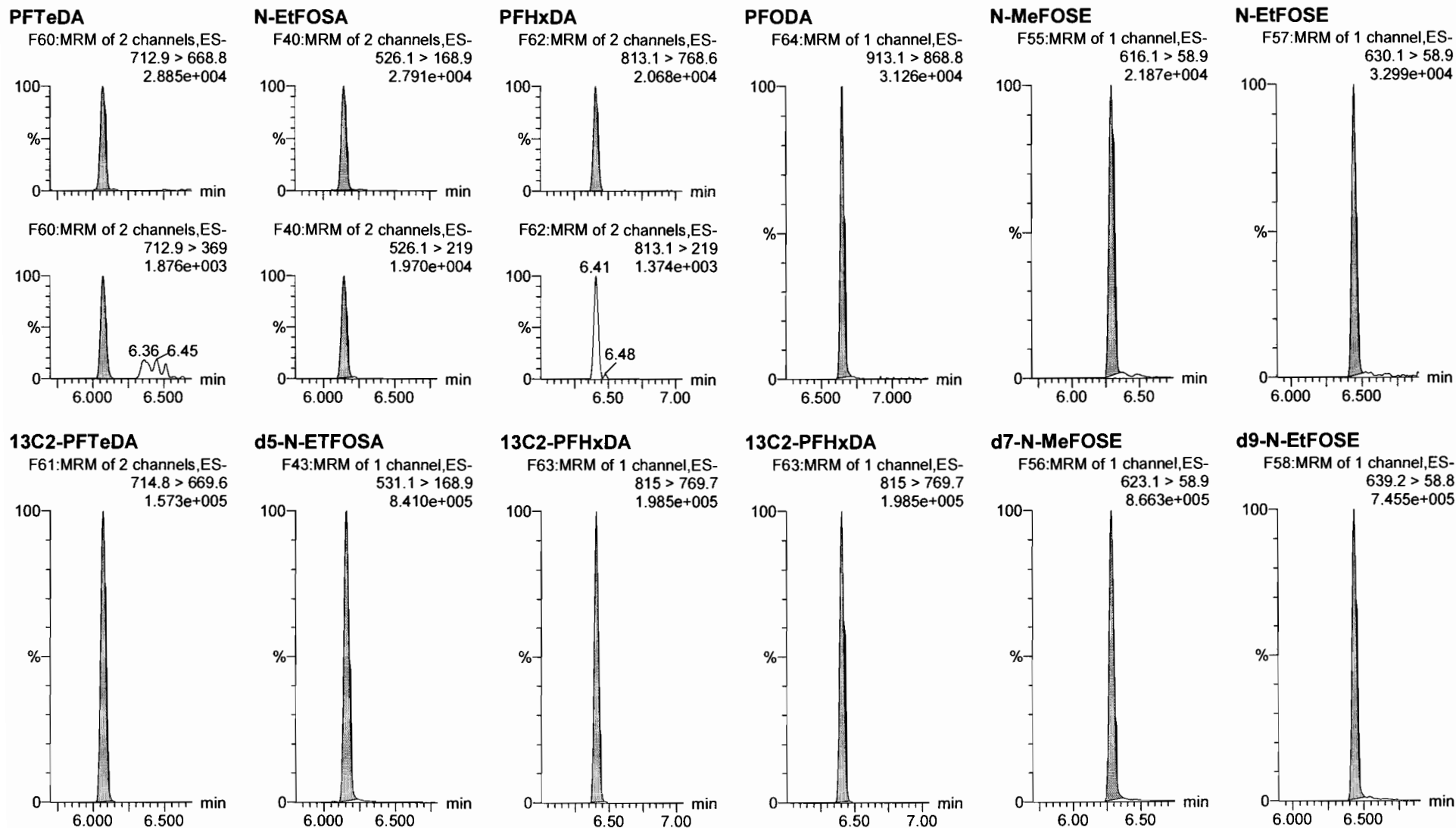


Dataset: F:\Projects\PFAS.PRO\Results\180221M1\180221M1-69.qld

Last Altered: Thursday, February 22, 2018 15:05:30 Pacific Standard Time

Printed: Thursday, February 22, 2018 15:33:36 Pacific Standard Time

Name: 180221M1_69, Date: 22-Feb-2018, Time: 04:06:44, ID: ST180221M1-13 PFC CS0 18B0812, Description: PFC CS0 18B0812



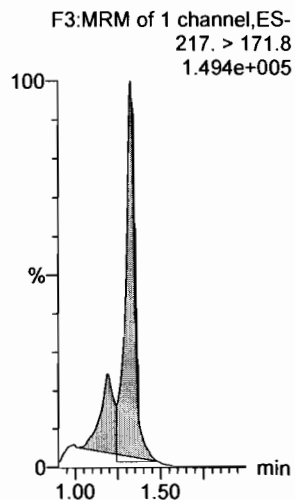
Dataset: F:\Projects\PFAS.PRO\Results\180221M1\180221M1-69.qld

Last Altered: Thursday, February 22, 2018 15:05:30 Pacific Standard Time

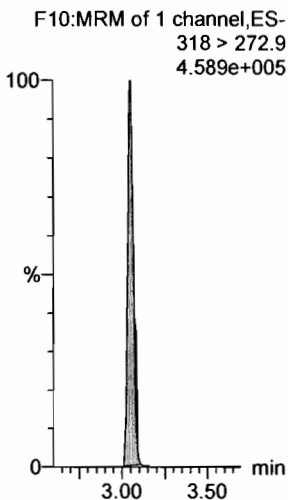
Printed: Thursday, February 22, 2018 15:33:36 Pacific Standard Time

Name: 180221M1_69, Date: 22-Feb-2018, Time: 04:06:44, ID: ST180221M1-13 PFC CS0 18B0812, Description: PFC CS0 18B0812


13C4-PFBA




13C5-PFHxA



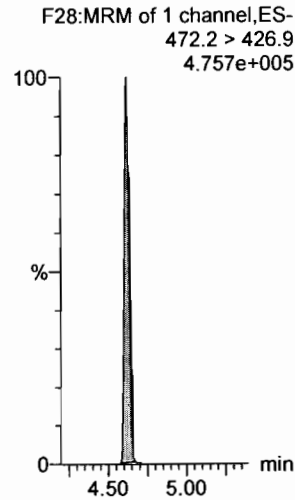
13C3-PFHxS



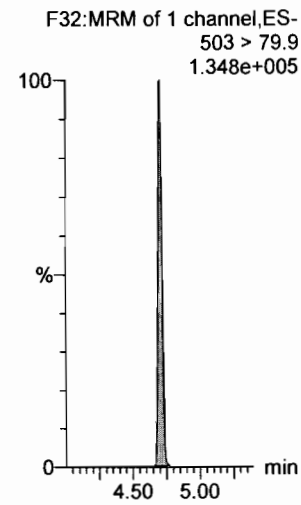
13C8-PFOA



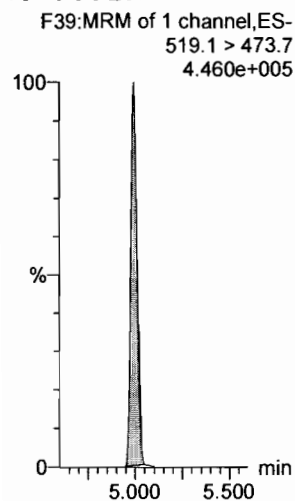
13C9-PFNA



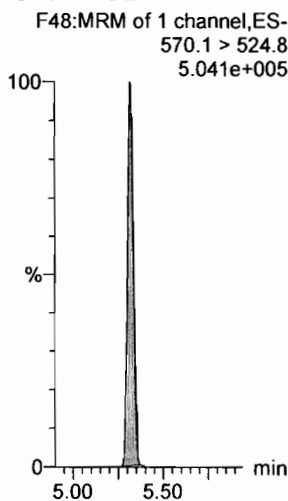
13C4-PFOS



13C6-PFDA



13C7-PFUdA



Dataset: Untitled

Last Altered: Friday, February 23, 2018 14:06:22 Pacific Standard Time

Printed: Friday, February 23, 2018 14:06:43 Pacific Standard Time

Method: F:\Projects\PFAS.PRO\MethDB\PFAS_RS-2-5-18.mdb 06 Feb 2018 10:46:28
Calibration: 23 Feb 2018 14:03:35

Name: 180222M1_7, Date: 22-Feb-2018, Time: 15:36:03, ID: ST180222M1-6 PFC CS3 18B0815, Description: PFC CS3 18B0815

	# Name	ID	Area	%Rec	Area Out
1	1 13C4-PFBA	ST180222M1-6 PFC CS3 18B0815	7.47e3	100.0	NO
2	2 13C5-PFHxA	ST180222M1-6 PFC CS3 18B0815	1.52e4	100.0	NO
3	3 13C3-PFHxS	ST180222M1-6 PFC CS3 18B0815	3.59e3	100.0	NO
4	4 13C8-PFOA	ST180222M1-6 PFC CS3 18B0815	1.30e4	100.0	NO
5	5 13C9-PFNA	ST180222M1-6 PFC CS3 18B0815	1.20e4	100.0	NO
6	6 13C4-PFOS	ST180222M1-6 PFC CS3 18B0815	3.36e3	100.0	NO
7	7 13C6-PFDA	ST180222M1-6 PFC CS3 18B0815	1.25e4	100.0	NO
8	8 13C7-PFUDa	ST180222M1-6 PFC CS3 18B0815	1.34e4	100.0	NO

Name: 180222M1_8, Date: 22-Feb-2018, Time: 15:47:29, ID: ST180222M1-7 PFC CS4 18B0816, Description: PFC CS4 18B0816

	# Name	ID	Area	%Rec	Area Out
1	1 13C4-PFBA	ST180222M1-7 PFC CS4 18B0816	6.79e3	90.9	NO
2	2 13C5-PFHxA	ST180222M1-7 PFC CS4 18B0816	1.35e4	88.9	NO
3	3 13C3-PFHxS	ST180222M1-7 PFC CS4 18B0816	3.71e3	103.3	NO
4	4 13C8-PFOA	ST180222M1-7 PFC CS4 18B0816	1.07e4	82.0	NO
5	5 13C9-PFNA	ST180222M1-7 PFC CS4 18B0816	1.28e4	107.1	NO
6	6 13C4-PFOS	ST180222M1-7 PFC CS4 18B0816	3.24e3	96.5	NO
7	7 13C6-PFDA	ST180222M1-7 PFC CS4 18B0816	1.22e4	97.8	NO
8	8 13C7-PFUDa	ST180222M1-7 PFC CS4 18B0816	1.61e4	120.6	NO

Name: 180222M1_9, Date: 22-Feb-2018, Time: 15:58:59, ID: ST180222M1-8 PFC CS5 18B0817, Description: PFC CS5 18B0817

	# Name	ID	Area	%Rec	Area Out
1	1 13C4-PFBA	ST180222M1-8 PFC CS5 18B0817	6.78e3	90.7	NO
2	2 13C5-PFHxA	ST180222M1-8 PFC CS5 18B0817	1.31e4	86.1	NO
3	3 13C3-PFHxS	ST180222M1-8 PFC CS5 18B0817	3.10e3	86.4	NO
4	4 13C8-PFOA	ST180222M1-8 PFC CS5 18B0817	1.15e4	88.0	NO
5	5 13C9-PFNA	ST180222M1-8 PFC CS5 18B0817	1.28e4	107.3	NO
6	6 13C4-PFOS	ST180222M1-8 PFC CS5 18B0817	3.38e3	100.8	NO
7	7 13C6-PFDA	ST180222M1-8 PFC CS5 18B0817	1.29e4	103.6	NO
8	8 13C7-PFUDa	ST180222M1-8 PFC CS5 18B0817	1.48e4	110.7	NO

Name: 180222M1_10, Date: 22-Feb-2018, Time: 16:10:28, ID: ST180222M1-9 PFC CS6 18B0818, Description: PFC CS6 18B0818

	# Name	ID	Area	%Rec	Area Out
1	1 13C4-PFBA	ST180222M1-9 PFC CS6 18B0818	6.99e3	93.6	NO
2	2 13C5-PFHxA	ST180222M1-9 PFC CS6 18B0818	1.30e4	85.5	NO
3	3 13C3-PFHxS	ST180222M1-9 PFC CS6 18B0818	3.04e3	84.5	NO
4	4 13C8-PFOA	ST180222M1-9 PFC CS6 18B0818	1.02e4	78.6	NO
5	5 13C9-PFNA	ST180222M1-9 PFC CS6 18B0818	9.72e3	81.2	NO
6	6 13C4-PFOS	ST180222M1-9 PFC CS6 18B0818	2.93e3	87.2	NO
7	7 13C6-PFDA	ST180222M1-9 PFC CS6 18B0818	1.04e4	83.8	NO
8	8 13C7-PFUDa	ST180222M1-9 PFC CS6 18B0818	1.20e4	90.0	NO

Dataset: Untitled

Last Altered: Friday, February 23, 2018 14:06:22 Pacific Standard Time

Printed: Friday, February 23, 2018 14:06:43 Pacific Standard Time

Name: 180222M1_11, Date: 22-Feb-2018, Time: 16:21:58, ID: ST180222M1-10 PFC CS7 18B0819, Description: PFC CS7 18B0819

	# Name	ID	Area	%Rec	Area Out
1	1 13C4-PFBA	ST180222M1-10 PFC CS7 18B0819	6.84e3	91.5	NO
2	2 13C5-PFHxA	ST180222M1-10 PFC CS7 18B0819	1.15e4	75.6	NO
3	3 13C3-PFHxS	ST180222M1-10 PFC CS7 18B0819	2.69e3	74.9	NO
4	4 13C8-PFOA	ST180222M1-10 PFC CS7 18B0819	1.00e4	77.1	NO
5	5 13C9-PFNA	ST180222M1-10 PFC CS7 18B0819	1.20e4	100.5	NO
6	6 13C4-PFOS	ST180222M1-10 PFC CS7 18B0819	2.94e3	87.7	NO
7	7 13C6-PFDA	ST180222M1-10 PFC CS7 18B0819	1.13e4	90.8	NO
8	8 13C7-PFUdA	ST180222M1-10 PFC CS7 18B0819	1.01e4	75.4	NO

Name: 180222M1_12, Date: 22-Feb-2018, Time: 16:33:27, ID: IPA, Description: IPA

	# Name	ID	Area	%Rec	Area Out
1	1 13C4-PFBA	IPA			NO
2	2 13C5-PFHxA	IPA			NO
3	3 13C3-PFHxS	IPA			NO
4	4 13C8-PFOA	IPA			NO
5	5 13C9-PFNA	IPA			NO
6	6 13C4-PFOS	IPA			NO
7	7 13C6-PFDA	IPA			NO
8	8 13C7-PFUdA	IPA			NO

Name: 180222M1_13, Date: 22-Feb-2018, Time: 16:44:56, ID: ICV180222M1-1 PFC ICV 18B0809, Description: PFC ICV 18B0809

	# Name	ID	Area	%Rec	Area Out
1	1 13C4-PFBA	ICV180222M1-1 PFC ICV 18B0809	7.10e3	95.0	NO
2	2 13C5-PFHxA	ICV180222M1-1 PFC ICV 18B0809	1.60e4	105.1	NO
3	3 13C3-PFHxS	ICV180222M1-1 PFC ICV 18B0809	3.99e3	111.1	NO
4	4 13C8-PFOA	ICV180222M1-1 PFC ICV 18B0809	1.33e4	101.7	NO
5	5 13C9-PFNA	ICV180222M1-1 PFC ICV 18B0809	1.72e4	143.8	NO
6	6 13C4-PFOS	ICV180222M1-1 PFC ICV 18B0809	3.57e3	106.4	NO
7	7 13C6-PFDA	ICV180222M1-1 PFC ICV 18B0809	1.37e4	109.9	NO
8	8 13C7-PFUdA	ICV180222M1-1 PFC ICV 18B0809	1.46e4	109.3	NO

Name: 180222M1_14, Date: 22-Feb-2018, Time: 16:56:25, ID: IPA, Description: IPA

	# Name	ID	Area	%Rec	Area Out
1	1 13C4-PFBA	IPA	6.81e3	91.2	NO
2	2 13C5-PFHxA	IPA	1.63e4	106.9	NO
3	3 13C3-PFHxS	IPA	3.77e3	104.9	NO
4	4 13C8-PFOA	IPA	1.29e4	99.1	NO
5	5 13C9-PFNA	IPA	1.54e4	128.7	NO
6	6 13C4-PFOS	IPA	3.79e3	113.0	NO
7	7 13C6-PFDA	IPA	1.47e4	118.3	NO
8	8 13C7-PFUdA	IPA	1.60e4	120.0	NO

Dataset: Untitled

Last Altered: Friday, February 23, 2018 14:06:22 Pacific Standard Time

Printed: Friday, February 23, 2018 14:06:43 Pacific Standard Time

Name: 180222M1_15, Date: 22-Feb-2018, Time: 17:07:55, ID: 1702096-01@5X 980560360 3, Description: 980560360

#	Name	ID	Area	%Rec	Area Out
1	1 13C4-PFBA	1702096-01@5X 980560360 3	4.28e3	57.3	NO
2	2 13C5-PFHxA	1702096-01@5X 980560360 3	5.07e3	33.3	YES
3	3 13C3-PFHxS	1702096-01@5X 980560360 3	1.32e3	36.7	YES
4	4 13C8-PFOA	1702096-01@5X 980560360 3	3.97e3	30.4	YES
5	5 13C9-PFNA	1702096-01@5X 980560360 3	3.20e3	26.7	YES
6	6 13C4-PFOS	1702096-01@5X 980560360 3	6.75e2	20.1	YES
7	7 13C6-PFDA	1702096-01@5X 980560360 3	2.06e3	16.5	YES
8	8 13C7-PFUDa	1702096-01@5X 980560360 3	6.46e2	4.8	YES

Name: 180222M1_16, Date: 22-Feb-2018, Time: 17:19:19, ID: B8B0074-BS1 OPR 1, Description: OPR

#	Name	ID	Area	%Rec	Area Out
1	1 13C4-PFBA	B8B0074-BS1 OPR 1	7.16e3	95.9	NO
2	2 13C5-PFHxA	B8B0074-BS1 OPR 1	9.09e3	59.7	NO
3	3 13C3-PFHxS	B8B0074-BS1 OPR 1	2.13e3	59.2	NO
4	4 13C8-PFOA	B8B0074-BS1 OPR 1	7.73e3	59.3	NO
5	5 13C9-PFNA	B8B0074-BS1 OPR 1	7.79e3	65.1	NO
6	6 13C4-PFOS	B8B0074-BS1 OPR 1	2.35e3	70.1	NO
7	7 13C6-PFDA	B8B0074-BS1 OPR 1	7.79e3	62.6	NO
8	8 13C7-PFUDa	B8B0074-BS1 OPR 1	1.04e4	78.1	NO

Name: 180222M1_17, Date: 22-Feb-2018, Time: 17:30:45, ID: 1800268-03 WI-AF-SB614P-0102-0118 1.28, Description: WI-AF-SB614P-0102-0118

#	Name	ID	Area	%Rec	Area Out
1	1 13C4-PFBA	1800268-03 WI-AF-SB614P-0102-0118 ...	7.57e3	101.3	NO
2	2 13C5-PFHxA	1800268-03 WI-AF-SB614P-0102-0118 ...	8.56e3	56.3	NO
3	3 13C3-PFHxS	1800268-03 WI-AF-SB614P-0102-0118 ...	2.46e3	68.6	NO
4	4 13C8-PFOA	1800268-03 WI-AF-SB614P-0102-0118 ...	7.65e3	58.7	NO
5	5 13C9-PFNA	1800268-03 WI-AF-SB614P-0102-0118 ...	8.31e3	69.4	NO
6	6 13C4-PFOS	1800268-03 WI-AF-SB614P-0102-0118 ...	2.08e3	61.9	NO
7	7 13C6-PFDA	1800268-03 WI-AF-SB614P-0102-0118 ...	7.87e3	63.2	NO
8	8 13C7-PFUDa	1800268-03 WI-AF-SB614P-0102-0118 ...	9.01e3	67.5	NO

Name: 180222M1_18, Date: 22-Feb-2018, Time: 17:42:12, ID: 1800268-05 WI-AF-SB612-0204-0118 1.25, Description: WI-AF-SB612-0204-0118

#	Name	ID	Area	%Rec	Area Out
1	1 13C4-PFBA	1800268-05 WI-AF-SB612-0204-0118 1...	7.22e3	96.7	NO
2	2 13C5-PFHxA	1800268-05 WI-AF-SB612-0204-0118 1...	9.30e3	61.1	NO
3	3 13C3-PFHxS	1800268-05 WI-AF-SB612-0204-0118 1...	2.41e3	67.0	NO
4	4 13C8-PFOA	1800268-05 WI-AF-SB612-0204-0118 1...	8.42e3	64.6	NO
5	5 13C9-PFNA	1800268-05 WI-AF-SB612-0204-0118 1...	9.23e3	77.1	NO
6	6 13C4-PFOS	1800268-05 WI-AF-SB612-0204-0118 1...	2.33e3	69.4	NO
7	7 13C6-PFDA	1800268-05 WI-AF-SB612-0204-0118 1...	8.05e3	64.7	NO
8	8 13C7-PFUDa	1800268-05 WI-AF-SB612-0204-0118 1...	9.49e3	71.0	NO

Dataset: Untitled

Last Altered: Friday, February 23, 2018 14:06:22 Pacific Standard Time

Printed: Friday, February 23, 2018 14:06:43 Pacific Standard Time

Name: 180222M1_19, Date: 22-Feb-2018, Time: 17:53:39, ID: 1800268-07 WI-AF-SB612-6870-0118 1.3,
Description: WI-AF-SB612-6870-0118

	# Name	ID	Area	%Rec	Area Out
1	1 13C4-PFBA	1800268-07 WI-AF-SB612-6870-0118 1.3	7.63e3	102.1	NO
2	2 13C5-PFHxA	1800268-07 WI-AF-SB612-6870-0118 1.3	9.36e3	61.5	NO
3	3 13C3-PFHxS	1800268-07 WI-AF-SB612-6870-0118 1.3	2.07e3	57.6	NO
4	4 13C8-PFOA	1800268-07 WI-AF-SB612-6870-0118 1.3	7.46e3	57.2	NO
5	5 13C9-PFNA	1800268-07 WI-AF-SB612-6870-0118 1.3	8.77e3	73.3	NO
6	6 13C4-PFOS	1800268-07 WI-AF-SB612-6870-0118 1.3	2.39e3	71.3	NO
7	7 13C6-PFDA	1800268-07 WI-AF-SB612-6870-0118 1.3	7.73e3	62.1	NO
8	8 13C7-PFUDa	1800268-07 WI-AF-SB612-6870-0118 1.3	1.01e4	75.4	NO

Name: 180222M1_20, Date: 22-Feb-2018, Time: 18:05:07, ID: 1800268-08 WI-AF-SB613-000H-0118 1.39,
Description: WI-AF-SB613-000H-0118

	# Name	ID	Area	%Rec	Area Out
1	1 13C4-PFBA	1800268-08 WI-AF-SB613-000H-0118 ...	6.89e3	92.3	NO
2	2 13C5-PFHxA	1800268-08 WI-AF-SB613-000H-0118 ...	8.66e3	56.9	NO
3	3 13C3-PFHxS	1800268-08 WI-AF-SB613-000H-0118 ...	2.18e3	60.6	NO
4	4 13C8-PFOA	1800268-08 WI-AF-SB613-000H-0118 ...	8.01e3	61.5	NO
5	5 13C9-PFNA	1800268-08 WI-AF-SB613-000H-0118 ...	9.59e3	80.1	NO
6	6 13C4-PFOS	1800268-08 WI-AF-SB613-000H-0118 ...	2.04e3	60.7	NO
7	7 13C6-PFDA	1800268-08 WI-AF-SB613-000H-0118 ...	7.53e3	60.4	NO
8	8 13C7-PFUDa	1800268-08 WI-AF-SB613-000H-0118 ...	8.49e3	63.5	NO

Name: 180222M1_21, Date: 22-Feb-2018, Time: 18:16:37, ID: 1800268-09 WI-AF-SB613-0H02-0118 1.34,
Description: WI-AF-SB613-0H02-0118

	# Name	ID	Area	%Rec	Area Out
1	1 13C4-PFBA	1800268-09 WI-AF-SB613-0H02-0118 ...	7.10e3	95.1	NO
2	2 13C5-PFHxA	1800268-09 WI-AF-SB613-0H02-0118 ...	8.16e3	53.6	NO
3	3 13C3-PFHxS	1800268-09 WI-AF-SB613-0H02-0118 ...	2.42e3	67.3	NO
4	4 13C8-PFOA	1800268-09 WI-AF-SB613-0H02-0118 ...	8.45e3	64.8	NO
5	5 13C9-PFNA	1800268-09 WI-AF-SB613-0H02-0118 ...	9.54e3	79.7	NO
6	6 13C4-PFOS	1800268-09 WI-AF-SB613-0H02-0118 ...	2.35e3	70.1	NO
7	7 13C6-PFDA	1800268-09 WI-AF-SB613-0H02-0118 ...	9.05e3	72.7	NO
8	8 13C7-PFUDa	1800268-09 WI-AF-SB613-0H02-0118 ...	1.02e4	76.7	NO

Name: 180222M1_22, Date: 22-Feb-2018, Time: 18:28:07, ID: 1800268-10 WI-AF-SB613-03H04H-0118 1.2,
Description: WI-AF-SB613-03H04H-0118

	# Name	ID	Area	%Rec	Area Out
1	1 13C4-PFBA	1800268-10 WI-AF-SB613-03H04H-011...	7.07e3	94.7	NO
2	2 13C5-PFHxA	1800268-10 WI-AF-SB613-03H04H-011...	8.72e3	57.3	NO
3	3 13C3-PFHxS	1800268-10 WI-AF-SB613-03H04H-011...	2.38e3	66.2	NO
4	4 13C8-PFOA	1800268-10 WI-AF-SB613-03H04H-011...	8.61e3	66.1	NO
5	5 13C9-PFNA	1800268-10 WI-AF-SB613-03H04H-011...	9.64e3	80.5	NO
6	6 13C4-PFOS	1800268-10 WI-AF-SB613-03H04H-011...	2.48e3	73.8	NO
7	7 13C6-PFDA	1800268-10 WI-AF-SB613-03H04H-011...	8.41e3	67.5	NO
8	8 13C7-PFUDa	1800268-10 WI-AF-SB613-03H04H-011...	1.26e4	94.5	NO

Dataset: Untitled

Last Altered: Friday, February 23, 2018 14:06:22 Pacific Standard Time

Printed: Friday, February 23, 2018 14:06:43 Pacific Standard Time

Name: 180222M1_23, Date: 22-Feb-2018, Time: 18:39:37, ID: 1800268-11 WI-AF-SB613-5657H-0118 1.23, Description: WI-AF-SB613-5657H-0118

	# Name	ID	Area	%Rec	Area Out
1	1 13C4-PFBA	1800268-11 WI-AF-SB613-5657H-0118 ...	6.01e3	80.4	NO
2	2 13C5-PFHxA	1800268-11 WI-AF-SB613-5657H-0118 ...	8.26e3	54.3	NO
3	3 13C3-PFHxS	1800268-11 WI-AF-SB613-5657H-0118 ...	2.55e3	70.9	NO
4	4 13C8-PFOA	1800268-11 WI-AF-SB613-5657H-0118 ...	7.59e3	58.2	NO
5	5 13C9-PFNA	1800268-11 WI-AF-SB613-5657H-0118 ...	7.76e3	64.8	NO
6	6 13C4-PFOS	1800268-11 WI-AF-SB613-5657H-0118 ...	2.28e3	68.0	NO
7	7 13C6-PFDA	1800268-11 WI-AF-SB613-5657H-0118 ...	9.81e3	78.8	NO
8	8 13C7-PFUdA	1800268-11 WI-AF-SB613-5657H-0118 ...	1.02e4	76.6	NO

Name: 180222M1_24, Date: 22-Feb-2018, Time: 18:51:06, ID: 1800268-12 WI-AF-SB607-000H-0118 1.06, Description: WI-AF-SB607-000H-0118

	# Name	ID	Area	%Rec	Area Out
1	1 13C4-PFBA	1800268-12 WI-AF-SB607-000H-0118 ...	7.81e3	104.6	NO
2	2 13C5-PFHxA	1800268-12 WI-AF-SB607-000H-0118 ...	8.95e3	58.8	NO
3	3 13C3-PFHxS	1800268-12 WI-AF-SB607-000H-0118 ...	2.31e3	64.3	NO
4	4 13C8-PFOA	1800268-12 WI-AF-SB607-000H-0118 ...	8.20e3	63.0	NO
5	5 13C9-PFNA	1800268-12 WI-AF-SB607-000H-0118 ...	9.62e3	80.4	NO
6	6 13C4-PFOS	1800268-12 WI-AF-SB607-000H-0118 ...	2.32e3	69.2	NO
7	7 13C6-PFDA	1800268-12 WI-AF-SB607-000H-0118 ...	8.11e3	65.1	NO
8	8 13C7-PFUdA	1800268-12 WI-AF-SB607-000H-0118 ...	1.11e4	83.4	NO

Name: 180222M1_25, Date: 22-Feb-2018, Time: 19:02:36, ID: 1800268-13 WI-AF-SB607P-000H-0118 1.34, Description: WI-AF-SB607P-000H-0118

	# Name	ID	Area	%Rec	Area Out
1	1 13C4-PFBA	1800268-13 WI-AF-SB607P-000H-0118...	7.53e3	100.8	NO
2	2 13C5-PFHxA	1800268-13 WI-AF-SB607P-000H-0118...	9.42e3	61.9	NO
3	3 13C3-PFHxS	1800268-13 WI-AF-SB607P-000H-0118...	2.18e3	60.6	NO
4	4 13C8-PFOA	1800268-13 WI-AF-SB607P-000H-0118...	7.87e3	60.4	NO
5	5 13C9-PFNA	1800268-13 WI-AF-SB607P-000H-0118...	8.61e3	71.9	NO
6	6 13C4-PFOS	1800268-13 WI-AF-SB607P-000H-0118...	2.43e3	72.5	NO
7	7 13C6-PFDA	1800268-13 WI-AF-SB607P-000H-0118...	9.30e3	74.7	NO
8	8 13C7-PFUdA	1800268-13 WI-AF-SB607P-000H-0118...	1.19e4	89.1	NO

Name: 180222M1_26, Date: 22-Feb-2018, Time: 19:14:05, ID: IPA, Description: IPA

	# Name	ID	Area	%Rec	Area Out
1	1 13C4-PFBA	IPA			NO
2	2 13C5-PFHxA	IPA			NO
3	3 13C3-PFHxS	IPA			NO
4	4 13C8-PFOA	IPA			NO
5	5 13C9-PFNA	IPA			NO
6	6 13C4-PFOS	IPA			NO
7	7 13C6-PFDA	IPA			NO
8	8 13C7-PFUdA	IPA			NO

Dataset: Untitled

Last Altered: Friday, February 23, 2018 14:06:22 Pacific Standard Time

Printed: Friday, February 23, 2018 14:06:43 Pacific Standard Time

Name: 180222M1_27, Date: 22-Feb-2018, Time: 19:25:36, ID: ST180221M1-11 PFC CS3 18B0815, Description: PFC CS3 18B0815

	# Name	ID	Area	%Rec	Area Out
1	1 13C4-PFBA	ST180221M1-11 PFC CS3 18B0815	6.64e3	88.9	NO
2	2 13C5-PFHxA	ST180221M1-11 PFC CS3 18B0815	1.50e4	98.7	NO
3	3 13C3-PFHxS	ST180221M1-11 PFC CS3 18B0815	3.51e3	97.7	NO
4	4 13C8-PFOA	ST180221M1-11 PFC CS3 18B0815	1.28e4	98.0	NO
5	5 13C9-PFNA	ST180221M1-11 PFC CS3 18B0815	1.60e4	133.4	NO
6	6 13C4-PFOS	ST180221M1-11 PFC CS3 18B0815	3.70e3	110.3	NO
7	7 13C6-PFDA	ST180221M1-11 PFC CS3 18B0815	1.48e4	118.5	NO
8	8 13C7-PFUDa	ST180221M1-11 PFC CS3 18B0815	1.57e4	117.3	NO

Name: 180222M1_28, Date: 22-Feb-2018, Time: 19:37:02, ID: IPA, Description: IPA

	# Name	ID	Area	%Rec	Area Out
1	1 13C4-PFBA	IPA			NO
2	2 13C5-PFHxA	IPA			NO
3	3 13C3-PFHxS	IPA			NO
4	4 13C8-PFOA	IPA			NO
5	5 13C9-PFNA	IPA			NO
6	6 13C4-PFOS	IPA			NO
7	7 13C6-PFDA	IPA			NO
8	8 13C7-PFUDa	IPA			NO

Name: 180222M1_29, Date: 22-Feb-2018, Time: 19:48:35, ID: 1800268-14 WI-AF-SB607-0203-0118 1.22, Description: WI-AF-SB607-0203-0118

	# Name	ID	Area	%Rec	Area Out
1	1 13C4-PFBA	1800268-14 WI-AF-SB607-0203-0118 1...	6.25e3	83.7	NO
2	2 13C5-PFHxA	1800268-14 WI-AF-SB607-0203-0118 1...	8.07e3	53.0	NO
3	3 13C3-PFHxS	1800268-14 WI-AF-SB607-0203-0118 1...	2.16e3	60.1	NO
4	4 13C8-PFOA	1800268-14 WI-AF-SB607-0203-0118 1...	6.54e3	50.2	NO
5	5 13C9-PFNA	1800268-14 WI-AF-SB607-0203-0118 1...	6.99e3	58.4	NO
6	6 13C4-PFOS	1800268-14 WI-AF-SB607-0203-0118 1...	2.11e3	62.8	NO
7	7 13C6-PFDA	1800268-14 WI-AF-SB607-0203-0118 1...	1.02e4	81.7	NO
8	8 13C7-PFUDa	1800268-14 WI-AF-SB607-0203-0118 1...	9.34e3	69.9	NO

Name: 180222M1_30, Date: 22-Feb-2018, Time: 20:00:00, ID: 1800268-15 WI-AF-SB607-0405-0118 1.01, Description: WI-AF-SB607-0405-0118

	# Name	ID	Area	%Rec	Area Out
1	1 13C4-PFBA	1800268-15 WI-AF-SB607-0405-0118 1...	6.46e3	86.5	NO
2	2 13C5-PFHxA	1800268-15 WI-AF-SB607-0405-0118 1...	8.08e3	53.1	NO
3	3 13C3-PFHxS	1800268-15 WI-AF-SB607-0405-0118 1...	2.03e3	56.6	NO
4	4 13C8-PFOA	1800268-15 WI-AF-SB607-0405-0118 1...	6.78e3	52.1	NO
5	5 13C9-PFNA	1800268-15 WI-AF-SB607-0405-0118 1...	7.94e3	66.4	NO
6	6 13C4-PFOS	1800268-15 WI-AF-SB607-0405-0118 1...	2.24e3	66.6	NO
7	7 13C6-PFDA	1800268-15 WI-AF-SB607-0405-0118 1...	8.68e3	69.7	NO
8	8 13C7-PFUDa	1800268-15 WI-AF-SB607-0405-0118 1...	9.69e3	72.5	NO

Dataset: Untitled

Last Altered: Friday, February 23, 2018 14:06:22 Pacific Standard Time

Printed: Friday, February 23, 2018 14:06:43 Pacific Standard Time

Name: 180222M1_31, Date: 22-Feb-2018, Time: 20:11:27, ID: 1800268-16 WI-AF-SB607-1011-0118 1.26, Description: WI-AF-SB607-1011-0118

	# Name	ID	Area	%Rec	Area Out
1	1 13C4-PFBA	1800268-16 WI-AF-SB607-1011-0118 1...	6.36e3	85.2	NO
2	2 13C5-PFHxA	1800268-16 WI-AF-SB607-1011-0118 1...	8.70e3	57.2	NO
3	3 13C3-PFHxS	1800268-16 WI-AF-SB607-1011-0118 1...	2.44e3	67.8	NO
4	4 13C8-PFOA	1800268-16 WI-AF-SB607-1011-0118 1...	8.10e3	62.2	NO
5	5 13C9-PFNA	1800268-16 WI-AF-SB607-1011-0118 1...	7.43e3	62.1	NO
6	6 13C4-PFOS	1800268-16 WI-AF-SB607-1011-0118 1...	2.50e3	74.6	NO
7	7 13C6-PFDA	1800268-16 WI-AF-SB607-1011-0118 1...	9.14e3	73.4	NO
8	8 13C7-PFUDa	1800268-16 WI-AF-SB607-1011-0118 1...	9.26e3	69.3	NO

Name: 180222M1_32, Date: 22-Feb-2018, Time: 20:22:53, ID: 1800268-17 WI-AF-SB610-3940-0118 1.1, Description: WI-AF-SB610-3940-0118

	# Name	ID	Area	%Rec	Area Out
1	1 13C4-PFBA	1800268-17 WI-AF-SB610-3940-0118 1.1	6.31e3	84.6	NO
2	2 13C5-PFHxA	1800268-17 WI-AF-SB610-3940-0118 1.1	7.87e3	51.7	NO
3	3 13C3-PFHxS	1800268-17 WI-AF-SB610-3940-0118 1.1	2.07e3	57.6	NO
4	4 13C8-PFOA	1800268-17 WI-AF-SB610-3940-0118 1.1	7.46e3	57.2	NO
5	5 13C9-PFNA	1800268-17 WI-AF-SB610-3940-0118 1.1	7.57e3	63.2	NO
6	6 13C4-PFOS	1800268-17 WI-AF-SB610-3940-0118 1.1	2.10e3	62.7	NO
7	7 13C6-PFDA	1800268-17 WI-AF-SB610-3940-0118 1.1	6.80e3	54.6	NO
8	8 13C7-PFUDa	1800268-17 WI-AF-SB610-3940-0118 1.1	7.85e3	58.8	NO

Name: 180222M1_33, Date: 22-Feb-2018, Time: 20:34:20, ID: 1800268-18 WI-AF-SB610P-3940-0118 1.22, Description: WI-AF-SB610P-3940-0118

	# Name	ID	Area	%Rec	Area Out
1	1 13C4-PFBA	1800268-18 WI-AF-SB610P-3940-0118 ...	6.13e3	82.2	NO
2	2 13C5-PFHxA	1800268-18 WI-AF-SB610P-3940-0118 ...	6.74e3	44.3	YES
3	3 13C3-PFHxS	1800268-18 WI-AF-SB610P-3940-0118 ...	2.05e3	57.1	NO
4	4 13C8-PFOA	1800268-18 WI-AF-SB610P-3940-0118 ...	7.47e3	57.3	NO
5	5 13C9-PFNA	1800268-18 WI-AF-SB610P-3940-0118 ...	7.61e3	63.5	NO
6	6 13C4-PFOS	1800268-18 WI-AF-SB610P-3940-0118 ...	1.81e3	53.9	NO
7	7 13C6-PFDA	1800268-18 WI-AF-SB610P-3940-0118 ...	5.66e3	45.4	YES
8	8 13C7-PFUDa	1800268-18 WI-AF-SB610P-3940-0118 ...	1.03e4	77.0	NO

Name: 180222M1_34, Date: 22-Feb-2018, Time: 20:45:50, ID: B8B0095-BS1 OPR 0.25, Description: OPR

	# Name	ID	Area	%Rec	Area Out
1	1 13C4-PFBA	B8B0095-BS1 OPR 0.25	9.49e3	127.1	NO
2	2 13C5-PFHxA	B8B0095-BS1 OPR 0.25	1.17e4	76.9	NO
3	3 13C3-PFHxS	B8B0095-BS1 OPR 0.25	3.23e3	89.9	NO
4	4 13C8-PFOA	B8B0095-BS1 OPR 0.25	1.04e4	80.1	NO
5	5 13C9-PFNA	B8B0095-BS1 OPR 0.25	1.11e4	93.0	NO
6	6 13C4-PFOS	B8B0095-BS1 OPR 0.25	3.51e3	104.7	NO
7	7 13C6-PFDA	B8B0095-BS1 OPR 0.25	1.14e4	91.9	NO
8	8 13C7-PFUDa	B8B0095-BS1 OPR 0.25	1.23e4	92.1	NO

Dataset: Untitled

Last Altered: Friday, February 23, 2018 14:06:22 Pacific Standard Time

Printed: Friday, February 23, 2018 14:06:43 Pacific Standard Time

Name: 180222M1_35, Date: 22-Feb-2018, Time: 20:57:17, ID: B8B0095-BSD1 LCSD 0.25, Description: LCSD

	# Name	ID	Area	%Rec	Area Out
1	1 13C4-PFBA	B8B0095-BSD1 LCSD 0.25	1.03e4	138.3	NO
2	2 13C5-PFHxA	B8B0095-BSD1 LCSD 0.25	1.28e4	83.9	NO
3	3 13C3-PFHxS	B8B0095-BSD1 LCSD 0.25	3.32e3	92.4	NO
4	4 13C8-PFOA	B8B0095-BSD1 LCSD 0.25	1.23e4	94.5	NO
5	5 13C9-PFNA	B8B0095-BSD1 LCSD 0.25	1.21e4	101.4	NO
6	6 13C4-PFOS	B8B0095-BSD1 LCSD 0.25	3.51e3	104.5	NO
7	7 13C6-PFDA	B8B0095-BSD1 LCSD 0.25	1.10e4	88.1	NO
8	8 13C7-PFUDa	B8B0095-BSD1 LCSD 0.25	1.50e4	112.2	NO

Name: 180222M1_36, Date: 22-Feb-2018, Time: 21:08:47, ID: B8B0095-BLK1 Method Blank 0.25, Description: Method Blank

	# Name	ID	Area	%Rec	Area Out
1	1 13C4-PFBA	B8B0095-BLK1 Method Blank 0.25	9.10e3	121.8	NO
2	2 13C5-PFHxA	B8B0095-BLK1 Method Blank 0.25	1.03e4	67.7	NO
3	3 13C3-PFHxS	B8B0095-BLK1 Method Blank 0.25	3.25e3	90.6	NO
4	4 13C8-PFOA	B8B0095-BLK1 Method Blank 0.25	1.07e4	82.2	NO
5	5 13C9-PFNA	B8B0095-BLK1 Method Blank 0.25	1.37e4	114.1	NO
6	6 13C4-PFOS	B8B0095-BLK1 Method Blank 0.25	3.21e3	95.6	NO
7	7 13C6-PFDA	B8B0095-BLK1 Method Blank 0.25	1.05e4	84.3	NO
8	8 13C7-PFUDa	B8B0095-BLK1 Method Blank 0.25	1.36e4	102.1	NO

Name: 180222M1_37, Date: 22-Feb-2018, Time: 21:20:16, ID: 1800273-05RE1 MCA-EB-02 0.24963, Description: MCA-EB-02

	# Name	ID	Area	%Rec	Area Out
1	1 13C4-PFBA	1800273-05RE1 MCA-EB-02 0.24963	8.28e3	110.9	NO
2	2 13C5-PFHxA	1800273-05RE1 MCA-EB-02 0.24963	9.98e3	65.6	NO
3	3 13C3-PFHxS	1800273-05RE1 MCA-EB-02 0.24963	2.97e3	82.7	NO
4	4 13C8-PFOA	1800273-05RE1 MCA-EB-02 0.24963	1.03e4	79.1	NO
5	5 13C9-PFNA	1800273-05RE1 MCA-EB-02 0.24963	1.01e4	84.4	NO
6	6 13C4-PFOS	1800273-05RE1 MCA-EB-02 0.24963	2.79e3	83.1	NO
7	7 13C6-PFDA	1800273-05RE1 MCA-EB-02 0.24963	1.02e4	81.7	NO
8	8 13C7-PFUDa	1800273-05RE1 MCA-EB-02 0.24963	1.06e4	79.5	NO

Name: 180222M1_38, Date: 22-Feb-2018, Time: 21:31:46, ID: 1800279-01RE1 REEPDW150 0.11792, Description: REEPDW150

	# Name	ID	Area	%Rec	Area Out
1	1 13C4-PFBA	1800279-01RE1 REEPDW150 0.11792	8.46e3	113.3	NO
2	2 13C5-PFHxA	1800279-01RE1 REEPDW150 0.11792	1.07e4	70.0	NO
3	3 13C3-PFHxS	1800279-01RE1 REEPDW150 0.11792	3.14e3	87.5	NO
4	4 13C8-PFOA	1800279-01RE1 REEPDW150 0.11792	1.01e4	77.5	NO
5	5 13C9-PFNA	1800279-01RE1 REEPDW150 0.11792	1.15e4	96.4	NO
6	6 13C4-PFOS	1800279-01RE1 REEPDW150 0.11792	3.30e3	98.3	NO
7	7 13C6-PFDA	1800279-01RE1 REEPDW150 0.11792	1.17e4	94.3	NO
8	8 13C7-PFUDa	1800279-01RE1 REEPDW150 0.11792	1.22e4	91.3	NO

Dataset: Untitled

Last Altered: Friday, February 23, 2018 14:06:22 Pacific Standard Time

Printed: Friday, February 23, 2018 14:06:43 Pacific Standard Time

Name: 180222M1_39, Date: 22-Feb-2018, Time: 21:43:15, ID: 1800294-03 GW1802071620AB 0.25388, Description: GW1802071620AB

#	Name	ID	Area	%Rec	Area Out
1	1 13C4-PFBA	1800294-03 GW1802071620AB 0.25388	9.61e3	128.7	NO
2	2 13C5-PFHxA	1800294-03 GW1802071620AB 0.25388	1.32e4	86.6	NO
3	3 13C3-PFHxS	1800294-03 GW1802071620AB 0.25388	3.01e3	83.9	NO
4	4 13C8-PFOA	1800294-03 GW1802071620AB 0.25388	9.66e3	74.2	NO
5	5 13C9-PFNA	1800294-03 GW1802071620AB 0.25388	1.33e4	111.4	NO
6	6 13C4-PFOS	1800294-03 GW1802071620AB 0.25388	3.25e3	96.7	NO
7	7 13C6-PFDA	1800294-03 GW1802071620AB 0.25388	1.20e4	96.3	NO
8	8 13C7-PFUdA	1800294-03 GW1802071620AB 0.25388	1.36e4	101.7	NO

Name: 180222M1_40, Date: 22-Feb-2018, Time: 21:54:45, ID: B8B0106-BS1 OPR 0.25, Description: OPR

#	Name	ID	Area	%Rec	Area Out
1	1 13C4-PFBA	B8B0106-BS1 OPR 0.25	6.80e3	91.1	NO
2	2 13C5-PFHxA	B8B0106-BS1 OPR 0.25	8.16e3	53.6	NO
3	3 13C3-PFHxS	B8B0106-BS1 OPR 0.25	2.23e3	62.1	NO
4	4 13C8-PFOA	B8B0106-BS1 OPR 0.25	7.79e3	59.8	NO
5	5 13C9-PFNA	B8B0106-BS1 OPR 0.25	8.78e3	73.4	NO
6	6 13C4-PFOS	B8B0106-BS1 OPR 0.25	2.70e3	80.3	NO
7	7 13C6-PFDA	B8B0106-BS1 OPR 0.25	8.87e3	71.2	NO
8	8 13C7-PFUdA	B8B0106-BS1 OPR 0.25	9.13e3	68.3	NO

Name: 180222M1_41, Date: 22-Feb-2018, Time: 22:06:12, ID: B8B0106-BSD1 LCSD 0.25, Description: LCSD

#	Name	ID	Area	%Rec	Area Out
1	1 13C4-PFBA	B8B0106-BSD1 LCSD 0.25	7.49e3	100.3	NO
2	2 13C5-PFHxA	B8B0106-BSD1 LCSD 0.25	9.51e3	62.5	NO
3	3 13C3-PFHxS	B8B0106-BSD1 LCSD 0.25	2.57e3	71.5	NO
4	4 13C8-PFOA	B8B0106-BSD1 LCSD 0.25	9.44e3	72.4	NO
5	5 13C9-PFNA	B8B0106-BSD1 LCSD 0.25	1.03e4	86.1	NO
6	6 13C4-PFOS	B8B0106-BSD1 LCSD 0.25	2.53e3	75.5	NO
7	7 13C6-PFDA	B8B0106-BSD1 LCSD 0.25	9.49e3	76.2	NO
8	8 13C7-PFUdA	B8B0106-BSD1 LCSD 0.25	1.16e4	87.0	NO

Name: 180222M1_42, Date: 22-Feb-2018, Time: 22:17:42, ID: B8B0106-BLK1 Method Blank 0.25, Description: Method Blank

#	Name	ID	Area	%Rec	Area Out
1	1 13C4-PFBA	B8B0106-BLK1 Method Blank 0.25	7.49e3	100.2	NO
2	2 13C5-PFHxA	B8B0106-BLK1 Method Blank 0.25	9.86e3	64.8	NO
3	3 13C3-PFHxS	B8B0106-BLK1 Method Blank 0.25	2.36e3	65.8	NO
4	4 13C8-PFOA	B8B0106-BLK1 Method Blank 0.25	8.31e3	63.7	NO
5	5 13C9-PFNA	B8B0106-BLK1 Method Blank 0.25	9.21e3	76.9	NO
6	6 13C4-PFOS	B8B0106-BLK1 Method Blank 0.25	2.52e3	75.2	NO
7	7 13C6-PFDA	B8B0106-BLK1 Method Blank 0.25	9.66e3	77.6	NO
8	8 13C7-PFUdA	B8B0106-BLK1 Method Blank 0.25	1.25e4	93.4	NO

Dataset: Untitled

Last Altered: Friday, February 23, 2018 14:06:22 Pacific Standard Time

Printed: Friday, February 23, 2018 14:06:43 Pacific Standard Time

Name: 180222M1_43, Date: 22-Feb-2018, Time: 22:29:11, ID: 1800305-01 REEPDW164 0.11246, Description: REEPDW164

	# Name	ID	Area	%Rec	Area Out
1	1 13C4-PFBA	1800305-01 REEPDW164 0.11246	5.94e3	79.6	NO
2	2 13C5-PFHxA	1800305-01 REEPDW164 0.11246	7.61e3	50.0	NO
3	3 13C3-PFHxS	1800305-01 REEPDW164 0.11246	2.63e3	73.4	NO
4	4 13C8-PFOA	1800305-01 REEPDW164 0.11246	6.75e3	51.8	NO
5	5 13C9-PFNA	1800305-01 REEPDW164 0.11246	9.17e3	76.6	NO
6	6 13C4-PFOS	1800305-01 REEPDW164 0.11246	2.42e3	72.2	NO
7	7 13C6-PFDA	1800305-01 REEPDW164 0.11246	7.56e3	60.7	NO
8	8 13C7-PFUDa	1800305-01 REEPDW164 0.11246	9.51e3	71.2	NO

Name: 180222M1_44, Date: 22-Feb-2018, Time: 22:40:41, ID: 1800305-02 REEPDW165 0.11853, Description: REEPDW165

	# Name	ID	Area	%Rec	Area Out
1	1 13C4-PFBA	1800305-02 REEPDW165 0.11853	5.27e3	70.6	NO
2	2 13C5-PFHxA	1800305-02 REEPDW165 0.11853	6.70e3	44.0	YES
3	3 13C3-PFHxS	1800305-02 REEPDW165 0.11853	2.57e3	71.7	NO
4	4 13C8-PFOA	1800305-02 REEPDW165 0.11853	7.06e3	54.1	NO
5	5 13C9-PFNA	1800305-02 REEPDW165 0.11853	5.87e3	49.0	YES
6	6 13C4-PFOS	1800305-02 REEPDW165 0.11853	2.33e3	69.5	NO
7	7 13C6-PFDA	1800305-02 REEPDW165 0.11853	7.71e3	61.9	NO
8	8 13C7-PFUDa	1800305-02 REEPDW165 0.11853	9.05e3	67.8	NO

Name: 180222M1_45, Date: 22-Feb-2018, Time: 22:52:11, ID: IPA, Description: IPA

	# Name	ID	Area	%Rec	Area Out
1	1 13C4-PFBA	IPA			NO
2	2 13C5-PFHxA	IPA			NO
3	3 13C3-PFHxS	IPA			NO
4	4 13C8-PFOA	IPA			NO
5	5 13C9-PFNA	IPA			NO
6	6 13C4-PFOS	IPA			NO
7	7 13C6-PFDA	IPA			NO
8	8 13C7-PFUDa	IPA	7.25e0	0.1	YES

Name: 180222M1_46, Date: 22-Feb-2018, Time: 23:03:38, ID: ST180221M1-12 PFC CS3 18B0815, Description: PFC CS3 18B0815

	# Name	ID	Area	%Rec	Area Out
1	1 13C4-PFBA	ST180221M1-12 PFC CS3 18B0815	6.46e3	86.5	NO
2	2 13C5-PFHxA	ST180221M1-12 PFC CS3 18B0815	1.52e4	100.0	NO
3	3 13C3-PFHxS	ST180221M1-12 PFC CS3 18B0815	3.44e3	95.8	NO
4	4 13C8-PFOA	ST180221M1-12 PFC CS3 18B0815	1.44e4	110.5	NO
5	5 13C9-PFNA	ST180221M1-12 PFC CS3 18B0815	1.71e4	142.8	NO
6	6 13C4-PFOS	ST180221M1-12 PFC CS3 18B0815	3.75e3	111.6	NO
7	7 13C6-PFDA	ST180221M1-12 PFC CS3 18B0815	1.29e4	103.2	NO
8	8 13C7-PFUDa	ST180221M1-12 PFC CS3 18B0815	1.52e4	113.7	NO

Dataset: Untitled

Last Altered: Friday, February 23, 2018 14:06:22 Pacific Standard Time

Printed: Friday, February 23, 2018 14:06:43 Pacific Standard Time

Name: 180222M1_47, Date: 22-Feb-2018, Time: 23:15:08, ID: IPA, Description: IPA

	# Name	ID	Area	%Rec	Area Out
1	1 13C4-PFBA	IPA			NO
2	2 13C5-PFHxA	IPA			NO
3	3 13C3-PFHxS	IPA			NO
4	4 13C8-PFOA	IPA			NO
5	5 13C9-PFNA	IPA			NO
6	6 13C4-PFOS	IPA			NO
7	7 13C6-PFDA	IPA			NO
8	8 13C7-PFUdA	IPA	7.61e0	0.1	YES

Name: 180222M1_48, Date: 22-Feb-2018, Time: 23:26:35, ID: 1800305-03 REEPDW166 0.11597, Description: REEPDW166

	# Name	ID	Area	%Rec	Area Out
1	1 13C4-PFBA	1800305-03 REEPDW166 0.11597	6.08e3	81.5	NO
2	2 13C5-PFHxA	1800305-03 REEPDW166 0.11597	8.34e3	54.8	NO
3	3 13C3-PFHxS	1800305-03 REEPDW166 0.11597	2.23e3	62.0	NO
4	4 13C8-PFOA	1800305-03 REEPDW166 0.11597	7.52e3	57.7	NO
5	5 13C9-PFNA	1800305-03 REEPDW166 0.11597	8.99e3	75.1	NO
6	6 13C4-PFOS	1800305-03 REEPDW166 0.11597	2.64e3	78.6	NO
7	7 13C6-PFDA	1800305-03 REEPDW166 0.11597	8.60e3	69.0	NO
8	8 13C7-PFUdA	1800305-03 REEPDW166 0.11597	9.06e3	67.8	NO

Name: 180222M1_49, Date: 22-Feb-2018, Time: 23:38:05, ID: 1800305-04 REEPDW167 0.09912, Description: REEPDW167

	# Name	ID	Area	%Rec	Area Out
1	1 13C4-PFBA	1800305-04 REEPDW167 0.09912	8.55e3	114.5	NO
2	2 13C5-PFHxA	1800305-04 REEPDW167 0.09912	1.03e4	67.9	NO
3	3 13C3-PFHxS	1800305-04 REEPDW167 0.09912	2.70e3	75.1	NO
4	4 13C8-PFOA	1800305-04 REEPDW167 0.09912	7.56e3	58.0	NO
5	5 13C9-PFNA	1800305-04 REEPDW167 0.09912	9.61e3	80.3	NO
6	6 13C4-PFOS	1800305-04 REEPDW167 0.09912	2.24e3	66.9	NO
7	7 13C6-PFDA	1800305-04 REEPDW167 0.09912	9.39e3	75.4	NO
8	8 13C7-PFUdA	1800305-04 REEPDW167 0.09912	9.79e3	73.3	NO

Name: 180222M1_50, Date: 22-Feb-2018, Time: 23:49:32, ID: 1800305-05 REEPDW168 0.11911, Description: REEPDW168

	# Name	ID	Area	%Rec	Area Out
1	1 13C4-PFBA	1800305-05 REEPDW168 0.11911	8.28e3	110.9	NO
2	2 13C5-PFHxA	1800305-05 REEPDW168 0.11911	9.48e3	62.3	NO
3	3 13C3-PFHxS	1800305-05 REEPDW168 0.11911	2.43e3	67.5	NO
4	4 13C8-PFOA	1800305-05 REEPDW168 0.11911	8.24e3	63.2	NO
5	5 13C9-PFNA	1800305-05 REEPDW168 0.11911	1.09e4	90.8	NO
6	6 13C4-PFOS	1800305-05 REEPDW168 0.11911	2.33e3	69.3	NO
7	7 13C6-PFDA	1800305-05 REEPDW168 0.11911	1.03e4	82.6	NO
8	8 13C7-PFUdA	1800305-05 REEPDW168 0.11911	8.16e3	61.0	NO

Dataset: Untitled

Last Altered: Friday, February 23, 2018 14:06:22 Pacific Standard Time

Printed: Friday, February 23, 2018 14:06:43 Pacific Standard Time

Name: 180222M1_51, Date: 23-Feb-2018, Time: 00:01:01, ID: 1800305-06 REEPDW169 0.11678, Description: REEPDW169

	# Name	ID	Area	%Rec	Area Out
1	1 13C4-PFBA	1800305-06 REEPDW169 0.11678	7.16e3	95.9	NO
2	2 13C5-PFHxA	1800305-06 REEPDW169 0.11678	9.43e3	62.0	NO
3	3 13C3-PFHxS	1800305-06 REEPDW169 0.11678	2.74e3	76.2	NO
4	4 13C8-PFOA	1800305-06 REEPDW169 0.11678	8.96e3	68.8	NO
5	5 13C9-PFNA	1800305-06 REEPDW169 0.11678	9.53e3	79.6	NO
6	6 13C4-PFOS	1800305-06 REEPDW169 0.11678	2.36e3	70.5	NO
7	7 13C6-PFDA	1800305-06 REEPDW169 0.11678	9.72e3	78.1	NO
8	8 13C7-PFUDa	1800305-06 REEPDW169 0.11678	1.06e4	79.3	NO

Name: 180222M1_52, Date: 23-Feb-2018, Time: 00:12:31, ID: 1800305-07 REEPDW170 0.1136, Description: REEPDW170

	# Name	ID	Area	%Rec	Area Out
1	1 13C4-PFBA	1800305-07 REEPDW170 0.1136	7.79e3	104.3	NO
2	2 13C5-PFHxA	1800305-07 REEPDW170 0.1136	9.62e3	63.3	NO
3	3 13C3-PFHxS	1800305-07 REEPDW170 0.1136	2.69e3	74.9	NO
4	4 13C8-PFOA	1800305-07 REEPDW170 0.1136	8.63e3	66.3	NO
5	5 13C9-PFNA	1800305-07 REEPDW170 0.1136	1.05e4	87.5	NO
6	6 13C4-PFOS	1800305-07 REEPDW170 0.1136	2.77e3	82.6	NO
7	7 13C6-PFDA	1800305-07 REEPDW170 0.1136	1.00e4	80.6	NO
8	8 13C7-PFUDa	1800305-07 REEPDW170 0.1136	1.23e4	92.3	NO

Name: 180222M1_53, Date: 23-Feb-2018, Time: 00:23:58, ID: 1800305-08 REEPDW516 0.12039, Description: REEPDW516

	# Name	ID	Area	%Rec	Area Out
1	1 13C4-PFBA	1800305-08 REEPDW516 0.12039	7.77e3	104.0	NO
2	2 13C5-PFHxA	1800305-08 REEPDW516 0.12039	9.40e3	61.8	NO
3	3 13C3-PFHxS	1800305-08 REEPDW516 0.12039	3.10e3	86.2	NO
4	4 13C8-PFOA	1800305-08 REEPDW516 0.12039	9.46e3	72.6	NO
5	5 13C9-PFNA	1800305-08 REEPDW516 0.12039	1.17e4	97.7	NO
6	6 13C4-PFOS	1800305-08 REEPDW516 0.12039	3.27e3	97.6	NO
7	7 13C6-PFDA	1800305-08 REEPDW516 0.12039	1.02e4	82.2	NO
8	8 13C7-PFUDa	1800305-08 REEPDW516 0.12039	1.24e4	93.1	NO

Name: 180222M1_54, Date: 23-Feb-2018, Time: 00:35:28, ID: 1800305-09 REEPDW171 0.1205, Description: REEPDW171

	# Name	ID	Area	%Rec	Area Out
1	1 13C4-PFBA	1800305-09 REEPDW171 0.1205	8.58e3	114.9	NO
2	2 13C5-PFHxA	1800305-09 REEPDW171 0.1205	9.91e3	65.1	NO
3	3 13C3-PFHxS	1800305-09 REEPDW171 0.1205	2.35e3	65.4	NO
4	4 13C8-PFOA	1800305-09 REEPDW171 0.1205	8.89e3	68.2	NO
5	5 13C9-PFNA	1800305-09 REEPDW171 0.1205	1.07e4	89.3	NO
6	6 13C4-PFOS	1800305-09 REEPDW171 0.1205	2.17e3	64.8	NO
7	7 13C6-PFDA	1800305-09 REEPDW171 0.1205	9.73e3	78.1	NO
8	8 13C7-PFUDa	1800305-09 REEPDW171 0.1205	1.06e4	79.0	NO

Dataset: Untitled

Last Altered: Friday, February 23, 2018 14:06:22 Pacific Standard Time

Printed: Friday, February 23, 2018 14:06:43 Pacific Standard Time

Name: 180222M1_55, Date: 23-Feb-2018, Time: 00:46:55, ID: 1800305-10 REEPDW172 0.11734, Description: REEPDW172

	# Name	ID	Area	%Rec	Area Out
1	1 13C4-PFBA	1800305-10 REEPDW172 0.11734	6.84e3	91.6	NO
2	2 13C5-PFHxA	1800305-10 REEPDW172 0.11734	9.84e3	64.7	NO
3	3 13C3-PFHxS	1800305-10 REEPDW172 0.11734	2.50e3	69.5	NO
4	4 13C8-PFOA	1800305-10 REEPDW172 0.11734	8.25e3	63.3	NO
5	5 13C9-PFNA	1800305-10 REEPDW172 0.11734	8.71e3	72.8	NO
6	6 13C4-PFOS	1800305-10 REEPDW172 0.11734	2.15e3	64.0	NO
7	7 13C6-PFDA	1800305-10 REEPDW172 0.11734	8.92e3	71.7	NO
8	8 13C7-PFUDa	1800305-10 REEPDW172 0.11734	1.12e4	83.5	NO

Name: 180222M1_56, Date: 23-Feb-2018, Time: 00:58:22, ID: 1800305-11 REEPDW173 0.11855, Description: REEPDW173

	# Name	ID	Area	%Rec	Area Out
1	1 13C4-PFBA	1800305-11 REEPDW173 0.11855	6.61e3	88.6	NO
2	2 13C5-PFHxA	1800305-11 REEPDW173 0.11855	8.48e3	55.7	NO
3	3 13C3-PFHxS	1800305-11 REEPDW173 0.11855	2.63e3	73.2	NO
4	4 13C8-PFOA	1800305-11 REEPDW173 0.11855	6.92e3	53.1	NO
5	5 13C9-PFNA	1800305-11 REEPDW173 0.11855	9.18e3	76.7	NO
6	6 13C4-PFOS	1800305-11 REEPDW173 0.11855	2.75e3	82.0	NO
7	7 13C6-PFDA	1800305-11 REEPDW173 0.11855	9.66e3	77.6	NO
8	8 13C7-PFUDa	1800305-11 REEPDW173 0.11855	1.03e4	76.9	NO

Name: 180222M1_57, Date: 23-Feb-2018, Time: 01:09:49, ID: IPA, Description: IPA

	# Name	ID	Area	%Rec	Area Out
1	1 13C4-PFBA	IPA			NO
2	2 13C5-PFHxA	IPA			NO
3	3 13C3-PFHxS	IPA			NO
4	4 13C8-PFOA	IPA			NO
5	5 13C9-PFNA	IPA			NO
6	6 13C4-PFOS	IPA			NO
7	7 13C6-PFDA	IPA			NO
8	8 13C7-PFUDa	IPA	8.95e0	0.1	YES

Name: 180222M1_58, Date: 23-Feb-2018, Time: 01:21:16, ID: ST180221M1-13 PFC CS3 18B0815, Description: PFC CS3 18B0815

	# Name	ID	Area	%Rec	Area Out
1	1 13C4-PFBA	ST180221M1-13 PFC CS3 18B0815	7.13e3	95.5	NO
2	2 13C5-PFHxA	ST180221M1-13 PFC CS3 18B0815	1.63e4	106.8	NO
3	3 13C3-PFHxS	ST180221M1-13 PFC CS3 18B0815	4.02e3	112.0	NO
4	4 13C8-PFOA	ST180221M1-13 PFC CS3 18B0815	1.40e4	107.3	NO
5	5 13C9-PFNA	ST180221M1-13 PFC CS3 18B0815	1.62e4	135.5	NO
6	6 13C4-PFOS	ST180221M1-13 PFC CS3 18B0815	3.59e3	106.9	NO
7	7 13C6-PFDA	ST180221M1-13 PFC CS3 18B0815	1.26e4	101.4	NO
8	8 13C7-PFUDa	ST180221M1-13 PFC CS3 18B0815	1.72e4	129.0	NO

Dataset: Untitled

Last Altered: Friday, February 23, 2018 14:06:22 Pacific Standard Time

Printed: Friday, February 23, 2018 14:06:43 Pacific Standard Time

Name: 180222M1_59, Date: 23-Feb-2018, Time: 01:32:45, ID: IPA, Description: IPA

	# Name	ID	Area	%Rec	Area Out
1	1 13C4-PFBA	IPA			NO
2	2 13C5-PFHxA	IPA			NO
3	3 13C3-PFHxS	IPA			NO
4	4 13C8-PFOA	IPA			NO
5	5 13C9-PFNA	IPA			NO
6	6 13C4-PFOS	IPA			NO
7	7 13C6-PFDA	IPA			NO
8	8 13C7-PFUdA	IPA			NO

Name: 180222M1_60, Date: 23-Feb-2018, Time: 01:44:15, ID: B8B0036-BS1 OPR 1, Description: OPR

	# Name	ID	Area	%Rec	Area Out
1	1 13C4-PFBA	B8B0036-BS1 OPR 1	8.85e3	118.6	NO
2	2 13C5-PFHxA	B8B0036-BS1 OPR 1	1.11e4	73.0	NO
3	3 13C3-PFHxS	B8B0036-BS1 OPR 1	3.19e3	89.0	NO
4	4 13C8-PFOA	B8B0036-BS1 OPR 1	9.96e3	76.4	NO
5	5 13C9-PFNA	B8B0036-BS1 OPR 1	9.45e3	79.0	NO
6	6 13C4-PFOS	B8B0036-BS1 OPR 1	1.73e3	51.5	NO
7	7 13C6-PFDA	B8B0036-BS1 OPR 1	4.10e3	32.9	YES
8	8 13C7-PFUdA	B8B0036-BS1 OPR 1	1.00e3	7.5	YES

Name: 180222M1_61, Date: 23-Feb-2018, Time: 01:55:45, ID: B8B0036-BLK1 Method Blank 1, Description: Method Blank

	# Name	ID	Area	%Rec	Area Out
1	1 13C4-PFBA	B8B0036-BLK1 Method Blank 1	1.01e4	134.8	NO
2	2 13C5-PFHxA	B8B0036-BLK1 Method Blank 1	1.28e4	84.0	NO
3	3 13C3-PFHxS	B8B0036-BLK1 Method Blank 1	3.34e3	92.9	NO
4	4 13C8-PFOA	B8B0036-BLK1 Method Blank 1	1.09e4	83.6	NO
5	5 13C9-PFNA	B8B0036-BLK1 Method Blank 1	1.02e4	84.8	NO
6	6 13C4-PFOS	B8B0036-BLK1 Method Blank 1	2.12e3	63.3	NO
7	7 13C6-PFDA	B8B0036-BLK1 Method Blank 1	6.28e3	50.4	NO
8	8 13C7-PFUdA	B8B0036-BLK1 Method Blank 1	2.94e3	22.0	YES

Name: 180222M1_62, Date: 23-Feb-2018, Time: 02:07:06, ID: B8B0036-MS1 Matrix Spike 1.36, Description: Matrix Spike

	# Name	ID	Area	%Rec	Area Out
1	1 13C4-PFBA	B8B0036-MS1 Matrix Spike 1.36	1.05e4	140.0	NO
2	2 13C5-PFHxA	B8B0036-MS1 Matrix Spike 1.36	1.27e4	83.5	NO
3	3 13C3-PFHxS	B8B0036-MS1 Matrix Spike 1.36	3.38e3	94.1	NO
4	4 13C8-PFOA	B8B0036-MS1 Matrix Spike 1.36	9.96e3	76.4	NO
5	5 13C9-PFNA	B8B0036-MS1 Matrix Spike 1.36	1.12e4	93.6	NO
6	6 13C4-PFOS	B8B0036-MS1 Matrix Spike 1.36	2.91e3	86.7	NO
7	7 13C6-PFDA	B8B0036-MS1 Matrix Spike 1.36	1.12e4	90.1	NO
8	8 13C7-PFUdA	B8B0036-MS1 Matrix Spike 1.36	5.85e3	43.8	YES

Dataset: Untitled

Last Altered: Friday, February 23, 2018 14:06:22 Pacific Standard Time

Printed: Friday, February 23, 2018 14:06:43 Pacific Standard Time

Name: 180222M1_63, Date: 23-Feb-2018, Time: 02:18:33, ID: B8B0036-MSD1 Matrix Spike Dup 1.45, Description: Matrix Spike Dup

#	Name	ID	Area	%Rec	Area Out
1	1 13C4-PFBA	B8B0036-MSD1 Matrix Spike Dup 1.45	1.11e4	149.1	NO
2	2 13C5-PFHxA	B8B0036-MSD1 Matrix Spike Dup 1.45	1.36e4	89.1	NO
3	3 13C3-PFHxS	B8B0036-MSD1 Matrix Spike Dup 1.45	3.25e3	90.4	NO
4	4 13C8-PFOA	B8B0036-MSD1 Matrix Spike Dup 1.45	1.15e4	88.4	NO
5	5 13C9-PFNA	B8B0036-MSD1 Matrix Spike Dup 1.45	1.18e4	98.2	NO
6	6 13C4-PFOS	B8B0036-MSD1 Matrix Spike Dup 1.45	3.28e3	97.8	NO
7	7 13C6-PFDA	B8B0036-MSD1 Matrix Spike Dup 1.45	1.09e4	87.5	NO
8	8 13C7-PFUDa	B8B0036-MSD1 Matrix Spike Dup 1.45	7.49e3	56.1	NO

Name: 180222M1_64, Date: 23-Feb-2018, Time: 02:30:00, ID: 1800177-01 YEAGR-01-SB01-00-02 1.23, Description: YEAGR-01-SB01-00-02

#	Name	ID	Area	%Rec	Area Out
1	1 13C4-PFBA	1800177-01 YEAGR-01-SB01-00-02 1.23	1.08e4	144.2	NO
2	2 13C5-PFHxA	1800177-01 YEAGR-01-SB01-00-02 1.23	1.34e4	88.3	NO
3	3 13C3-PFHxS	1800177-01 YEAGR-01-SB01-00-02 1.23	3.75e3	104.3	NO
4	4 13C8-PFOA	1800177-01 YEAGR-01-SB01-00-02 1.23	1.22e4	93.4	NO
5	5 13C9-PFNA	1800177-01 YEAGR-01-SB01-00-02 1.23	1.25e4	104.7	NO
6	6 13C4-PFOS	1800177-01 YEAGR-01-SB01-00-02 1.23	3.70e3	110.3	NO
7	7 13C6-PFDA	1800177-01 YEAGR-01-SB01-00-02 1.23	1.21e4	96.9	NO
8	8 13C7-PFUDa	1800177-01 YEAGR-01-SB01-00-02 1.23	9.71e3	72.7	NO

Name: 180222M1_65, Date: 23-Feb-2018, Time: 02:41:29, ID: 1800177-02 YEAGR-01-SB02-00-02 1.16, Description: YEAGR-01-SB02-00-02

#	Name	ID	Area	%Rec	Area Out
1	1 13C4-PFBA	1800177-02 YEAGR-01-SB02-00-02 1.16	1.00e4	134.5	NO
2	2 13C5-PFHxA	1800177-02 YEAGR-01-SB02-00-02 1.16	1.16e4	76.4	NO
3	3 13C3-PFHxS	1800177-02 YEAGR-01-SB02-00-02 1.16	2.61e3	72.8	NO
4	4 13C8-PFOA	1800177-02 YEAGR-01-SB02-00-02 1.16	1.08e4	83.0	NO
5	5 13C9-PFNA	1800177-02 YEAGR-01-SB02-00-02 1.16	1.13e4	94.0	NO
6	6 13C4-PFOS	1800177-02 YEAGR-01-SB02-00-02 1.16	2.45e3	73.1	NO
7	7 13C6-PFDA	1800177-02 YEAGR-01-SB02-00-02 1.16	1.04e4	83.4	NO
8	8 13C7-PFUDa	1800177-02 YEAGR-01-SB02-00-02 1.16	7.76e3	58.1	NO

Name: 180222M1_66, Date: 23-Feb-2018, Time: 02:52:58, ID: 1800177-03 YEAGR-01-SB03-00-02 1.15, Description: YEAGR-01-SB03-00-02

#	Name	ID	Area	%Rec	Area Out
1	1 13C4-PFBA	1800177-03 YEAGR-01-SB03-00-02 1.15	1.00e4	134.0	NO
2	2 13C5-PFHxA	1800177-03 YEAGR-01-SB03-00-02 1.15	1.23e4	81.0	NO
3	3 13C3-PFHxS	1800177-03 YEAGR-01-SB03-00-02 1.15	3.40e3	94.7	NO
4	4 13C8-PFOA	1800177-03 YEAGR-01-SB03-00-02 1.15	1.07e4	82.3	NO
5	5 13C9-PFNA	1800177-03 YEAGR-01-SB03-00-02 1.15	1.05e4	87.4	NO
6	6 13C4-PFOS	1800177-03 YEAGR-01-SB03-00-02 1.15	2.83e3	84.2	NO
7	7 13C6-PFDA	1800177-03 YEAGR-01-SB03-00-02 1.15	8.97e3	72.1	NO
8	8 13C7-PFUDa	1800177-03 YEAGR-01-SB03-00-02 1.15	7.87e3	58.9	NO

Dataset: Untitled

Last Altered: Friday, February 23, 2018 14:06:22 Pacific Standard Time

Printed: Friday, February 23, 2018 14:06:43 Pacific Standard Time

Name: 180222M1_67, Date: 23-Feb-2018, Time: 03:04:28, ID: IPA, Description: IPA

	# Name	ID	Area	%Rec	Area Out
1	1 13C4-PFBA	IPA			NO
2	2 13C5-PFHxA	IPA			NO
3	3 13C3-PFHxS	IPA			NO
4	4 13C8-PFOA	IPA			NO
5	5 13C9-PFNA	IPA	8.21e0	0.1	YES
6	6 13C4-PFOS	IPA			NO
7	7 13C6-PFDA	IPA			NO
8	8 13C7-PFUdA	IPA			NO

Name: 180222M1_68, Date: 23-Feb-2018, Time: 03:15:55, ID: ST180222M1-14 PFC CS0 18B0812, Description: PFC CS0 18B0812

	# Name	ID	Area	%Rec	Area Out
1	1 13C4-PFBA	ST180222M1-14 PFC CS0 18B0812	7.60e3	101.7	NO
2	2 13C5-PFHxA	ST180222M1-14 PFC CS0 18B0812	1.48e4	97.5	NO
3	3 13C3-PFHxS	ST180222M1-14 PFC CS0 18B0812	3.87e3	107.6	NO
4	4 13C8-PFOA	ST180222M1-14 PFC CS0 18B0812	1.43e4	110.1	NO
5	5 13C9-PFNA	ST180222M1-14 PFC CS0 18B0812	1.76e4	146.7	NO
6	6 13C4-PFOS	ST180222M1-14 PFC CS0 18B0812	3.86e3	115.1	NO
7	7 13C6-PFDA	ST180222M1-14 PFC CS0 18B0812	1.71e4	137.2	NO
8	8 13C7-PFUdA	ST180222M1-14 PFC CS0 18B0812	1.75e4	130.7	NO

Name: 180222M1_69, Date: 23-Feb-2018, Time: 03:27:24, ID: IPA, Description: IPA

	# Name	ID	Area	%Rec	Area Out
1	1 13C4-PFBA	IPA			NO
2	2 13C5-PFHxA	IPA			NO
3	3 13C3-PFHxS	IPA			NO
4	4 13C8-PFOA	IPA			NO
5	5 13C9-PFNA	IPA			NO
6	6 13C4-PFOS	IPA			NO
7	7 13C6-PFDA	IPA			NO
8	8 13C7-PFUdA	IPA	6.33e0	0.0	YES

Name: 180222M1_70, Date: 23-Feb-2018, Time: 03:38:53, ID: 1800177-04 YEAGR-01-SB03-08-10 1.15, Description: YEAGR-01-SB03-08-10

	# Name	ID	Area	%Rec	Area Out
1	1 13C4-PFBA	1800177-04 YEAGR-01-SB03-08-10 1.15	1.18e4	158.3	YES
2	2 13C5-PFHxA	1800177-04 YEAGR-01-SB03-08-10 1.15	1.51e4	99.0	NO
3	3 13C3-PFHxS	1800177-04 YEAGR-01-SB03-08-10 1.15	3.55e3	98.7	NO
4	4 13C8-PFOA	1800177-04 YEAGR-01-SB03-08-10 1.15	1.27e4	97.3	NO
5	5 13C9-PFNA	1800177-04 YEAGR-01-SB03-08-10 1.15	1.12e4	93.3	NO
6	6 13C4-PFOS	1800177-04 YEAGR-01-SB03-08-10 1.15	2.76e3	82.3	NO
7	7 13C6-PFDA	1800177-04 YEAGR-01-SB03-08-10 1.15	8.69e3	69.8	NO
8	8 13C7-PFUdA	1800177-04 YEAGR-01-SB03-08-10 1.15	4.83e3	36.1	YES

Dataset: Untitled

Last Altered: Friday, February 23, 2018 14:06:22 Pacific Standard Time
Printed: Friday, February 23, 2018 14:06:43 Pacific Standard Time

Name: 180222M1_71, Date: 23-Feb-2018, Time: 03:50:23, ID: 1800177-05 YEAGR-06-SD01-0-0.5 1.49,
Description: YEAGR-06-SD01-0-0.5

	# Name	ID	Area	%Rec	Area Out
1	1 13C4-PFBA	1800177-05 YEAGR-06-SD01-0-0.5 1.49	1.05e4	140.2	NO
2	2 13C5-PFHxA	1800177-05 YEAGR-06-SD01-0-0.5 1.49	1.03e4	67.8	NO
3	3 13C3-PFHxS	1800177-05 YEAGR-06-SD01-0-0.5 1.49	3.41e3	94.9	NO
4	4 13C8-PFOA	1800177-05 YEAGR-06-SD01-0-0.5 1.49	1.21e4	92.7	NO
5	5 13C9-PFNA	1800177-05 YEAGR-06-SD01-0-0.5 1.49	9.93e3	82.9	NO
6	6 13C4-PFOS	1800177-05 YEAGR-06-SD01-0-0.5 1.49	3.30e3	98.3	NO
7	7 13C6-PFDA	1800177-05 YEAGR-06-SD01-0-0.5 1.49	1.07e4	85.7	NO
8	8 13C7-PFUDa	1800177-05 YEAGR-06-SD01-0-0.5 1.49	7.68e3	57.5	NO

Name: 180222M1_72, Date: 23-Feb-2018, Time: 04:01:50, ID: 1800177-07 YEAGR-09-SB01-00-02 1.15,
Description: YEAGR-09-SB01-00-02

	# Name	ID	Area	%Rec	Area Out
1	1 13C4-PFBA	1800177-07 YEAGR-09-SB01-00-02 1.15	1.05e4	140.5	NO
2	2 13C5-PFHxA	1800177-07 YEAGR-09-SB01-00-02 1.15	1.33e4	87.3	NO
3	3 13C3-PFHxS	1800177-07 YEAGR-09-SB01-00-02 1.15	3.60e3	100.3	NO
4	4 13C8-PFOA	1800177-07 YEAGR-09-SB01-00-02 1.15	1.26e4	96.4	NO
5	5 13C9-PFNA	1800177-07 YEAGR-09-SB01-00-02 1.15	1.00e4	83.7	NO
6	6 13C4-PFOS	1800177-07 YEAGR-09-SB01-00-02 1.15	2.94e3	87.6	NO
7	7 13C6-PFDA	1800177-07 YEAGR-09-SB01-00-02 1.15	8.58e3	68.9	NO
8	8 13C7-PFUDa	1800177-07 YEAGR-09-SB01-00-02 1.15	6.22e3	46.5	YES

Name: 180222M1_73, Date: 23-Feb-2018, Time: 04:13:17, ID: 1800177-08 YEAGR-09-SB01-08-10 1.16,
Description: YEAGR-09-SB01-08-10

	# Name	ID	Area	%Rec	Area Out
1	1 13C4-PFBA	1800177-08 YEAGR-09-SB01-08-10 1.16	1.02e4	136.1	NO
2	2 13C5-PFHxA	1800177-08 YEAGR-09-SB01-08-10 1.16	1.39e4	91.3	NO
3	3 13C3-PFHxS	1800177-08 YEAGR-09-SB01-08-10 1.16	3.68e3	102.4	NO
4	4 13C8-PFOA	1800177-08 YEAGR-09-SB01-08-10 1.16	1.04e4	80.0	NO
5	5 13C9-PFNA	1800177-08 YEAGR-09-SB01-08-10 1.16	1.08e4	90.5	NO
6	6 13C4-PFOS	1800177-08 YEAGR-09-SB01-08-10 1.16	2.72e3	81.0	NO
7	7 13C6-PFDA	1800177-08 YEAGR-09-SB01-08-10 1.16	8.88e3	71.3	NO
8	8 13C7-PFUDa	1800177-08 YEAGR-09-SB01-08-10 1.16	8.91e3	66.7	NO

Name: 180222M1_74, Date: 23-Feb-2018, Time: 04:24:43, ID: 1800177-09 YEAGR-09-SB02-00-02 1.14,
Description: YEAGR-09-SB02-00-02

	# Name	ID	Area	%Rec	Area Out
1	1 13C4-PFBA	1800177-09 YEAGR-09-SB02-00-02 1.14	1.01e4	135.2	NO
2	2 13C5-PFHxA	1800177-09 YEAGR-09-SB02-00-02 1.14	1.33e4	87.3	NO
3	3 13C3-PFHxS	1800177-09 YEAGR-09-SB02-00-02 1.14	3.33e3	92.7	NO
4	4 13C8-PFOA	1800177-09 YEAGR-09-SB02-00-02 1.14	1.20e4	92.1	NO
5	5 13C9-PFNA	1800177-09 YEAGR-09-SB02-00-02 1.14	1.14e4	94.9	NO
6	6 13C4-PFOS	1800177-09 YEAGR-09-SB02-00-02 1.14	2.87e3	85.5	NO
7	7 13C6-PFDA	1800177-09 YEAGR-09-SB02-00-02 1.14	1.00e4	80.4	NO
8	8 13C7-PFUDa	1800177-09 YEAGR-09-SB02-00-02 1.14	6.72e3	50.3	NO

Dataset: Untitled

Last Altered: Friday, February 23, 2018 14:06:22 Pacific Standard Time

Printed: Friday, February 23, 2018 14:06:43 Pacific Standard Time

Name: 180222M1_75, Date: 23-Feb-2018, Time: 04:36:10, ID: 1800177-10 YEAGR-09-SB02-08-10 1.18, Description: YEAGR-09-SB02-08-10

	# Name	ID	Area	%Rec	Area Out
1	1 13C4-PFBA	1800177-10 YEAGR-09-SB02-08-10 1.18	1.00e4	134.5	NO
2	2 13C5-PFHxA	1800177-10 YEAGR-09-SB02-08-10 1.18	1.18e4	77.8	NO
3	3 13C3-PFHxS	1800177-10 YEAGR-09-SB02-08-10 1.18	3.09e3	86.1	NO
4	4 13C8-PFOA	1800177-10 YEAGR-09-SB02-08-10 1.18	1.08e4	82.8	NO
5	5 13C9-PFNA	1800177-10 YEAGR-09-SB02-08-10 1.18	1.11e4	92.8	NO
6	6 13C4-PFOS	1800177-10 YEAGR-09-SB02-08-10 1.18	2.96e3	88.2	NO
7	7 13C6-PFDA	1800177-10 YEAGR-09-SB02-08-10 1.18	1.01e4	80.8	NO
8	8 13C7-PFUDa	1800177-10 YEAGR-09-SB02-08-10 1.18	5.23e3	39.1	YES

Name: 180222M1_76, Date: 23-Feb-2018, Time: 04:47:39, ID: 1800177-11 YEAGR-09-SB03-01-03 1.32, Description: YEAGR-09-SB03-01-03

	# Name	ID	Area	%Rec	Area Out
1	1 13C4-PFBA	1800177-11 YEAGR-09-SB03-01-03 1.32	1.01e4	135.5	NO
2	2 13C5-PFHxA	1800177-11 YEAGR-09-SB03-01-03 1.32	1.22e4	80.4	NO
3	3 13C3-PFHxS	1800177-11 YEAGR-09-SB03-01-03 1.32	3.33e3	92.8	NO
4	4 13C8-PFOA	1800177-11 YEAGR-09-SB03-01-03 1.32	8.66e3	66.5	NO
5	5 13C9-PFNA	1800177-11 YEAGR-09-SB03-01-03 1.32	1.46e4	122.1	NO
6	6 13C4-PFOS	1800177-11 YEAGR-09-SB03-01-03 1.32	2.82e3	84.0	NO
7	7 13C6-PFDA	1800177-11 YEAGR-09-SB03-01-03 1.32	8.30e3	66.7	NO
8	8 13C7-PFUDa	1800177-11 YEAGR-09-SB03-01-03 1.32	6.82e3	51.0	NO

Name: 180222M1_77, Date: 23-Feb-2018, Time: 04:59:06, ID: 1800177-12 YEAGR-09-SB03-08-10 1.12, Description: YEAGR-09-SB03-08-10

	# Name	ID	Area	%Rec	Area Out
1	1 13C4-PFBA	1800177-12 YEAGR-09-SB03-08-10 1.12	1.01e4	135.6	NO
2	2 13C5-PFHxA	1800177-12 YEAGR-09-SB03-08-10 1.12	1.06e4	69.4	NO
3	3 13C3-PFHxS	1800177-12 YEAGR-09-SB03-08-10 1.12	3.45e3	96.0	NO
4	4 13C8-PFOA	1800177-12 YEAGR-09-SB03-08-10 1.12	1.08e4	82.6	NO
5	5 13C9-PFNA	1800177-12 YEAGR-09-SB03-08-10 1.12	1.02e4	85.0	NO
6	6 13C4-PFOS	1800177-12 YEAGR-09-SB03-08-10 1.12	3.05e3	90.9	NO
7	7 13C6-PFDA	1800177-12 YEAGR-09-SB03-08-10 1.12	1.02e4	82.3	NO
8	8 13C7-PFUDa	1800177-12 YEAGR-09-SB03-08-10 1.12	6.34e3	47.5	YES

Name: 180222M1_78, Date: 23-Feb-2018, Time: 05:10:36, ID: 1800195-01 PITTS-22-SB03-0-2 1.13, Description: PITTS-22-SB03-0-2

	# Name	ID	Area	%Rec	Area Out
1	1 13C4-PFBA	1800195-01 PITTS-22-SB03-0-2 1.13	1.01e4	135.7	NO
2	2 13C5-PFHxA	1800195-01 PITTS-22-SB03-0-2 1.13	1.27e4	83.5	NO
3	3 13C3-PFHxS	1800195-01 PITTS-22-SB03-0-2 1.13	3.17e3	88.2	NO
4	4 13C8-PFOA	1800195-01 PITTS-22-SB03-0-2 1.13	1.06e4	81.6	NO
5	5 13C9-PFNA	1800195-01 PITTS-22-SB03-0-2 1.13	1.35e4	112.9	NO
6	6 13C4-PFOS	1800195-01 PITTS-22-SB03-0-2 1.13	2.85e3	84.9	NO
7	7 13C6-PFDA	1800195-01 PITTS-22-SB03-0-2 1.13	1.27e4	101.9	NO
8	8 13C7-PFUDa	1800195-01 PITTS-22-SB03-0-2 1.13	9.72e3	72.8	NO

Dataset: Untitled

Last Altered: Friday, February 23, 2018 14:06:22 Pacific Standard Time

Printed: Friday, February 23, 2018 14:06:43 Pacific Standard Time

Name: 180222M1_79, Date: 23-Feb-2018, Time: 05:22:06, ID: 1800195-02 PITTS-22-SB03-6-8 1.15, Description: PITTS-22-SB03-6-8

	# Name	ID	Area	%Rec	Area Out
1	1 13C4-PFBA	1800195-02 PITTS-22-SB03-6-8 1.15	1.20e4	161.3	YES
2	2 13C5-PFHxA	1800195-02 PITTS-22-SB03-6-8 1.15	1.53e4	100.7	NO
3	3 13C3-PFHxS	1800195-02 PITTS-22-SB03-6-8 1.15	3.86e3	107.6	NO
4	4 13C8-PFOA	1800195-02 PITTS-22-SB03-6-8 1.15	1.26e4	96.7	NO
5	5 13C9-PFNA	1800195-02 PITTS-22-SB03-6-8 1.15	1.18e4	98.3	NO
6	6 13C4-PFOS	1800195-02 PITTS-22-SB03-6-8 1.15	2.95e3	87.9	NO
7	7 13C6-PFDA	1800195-02 PITTS-22-SB03-6-8 1.15	9.03e3	72.5	NO
8	8 13C7-PFUDa	1800195-02 PITTS-22-SB03-6-8 1.15	3.08e3	23.0	YES

Name: 180222M1_80, Date: 23-Feb-2018, Time: 05:33:33, ID: IPA, Description: IPA

	# Name	ID	Area	%Rec	Area Out
1	1 13C4-PFBA	IPA			NO
2	2 13C5-PFHxA	IPA			NO
3	3 13C3-PFHxS	IPA			NO
4	4 13C8-PFOA	IPA			NO
5	5 13C9-PFNA	IPA			NO
6	6 13C4-PFOS	IPA			NO
7	7 13C6-PFDA	IPA			NO
8	8 13C7-PFUDa	IPA	6.66e0	0.0	YES

Name: 180222M1_81, Date: 23-Feb-2018, Time: 05:45:03, ID: ST180221M1-15 PFC CS3 18B0815, Description: PFC CS3 18B0815

	# Name	ID	Area	%Rec	Area Out
1	1 13C4-PFBA	ST180221M1-15 PFC CS3 18B0815	8.15e3	109.1	NO
2	2 13C5-PFHxA	ST180221M1-15 PFC CS3 18B0815	1.80e4	118.0	NO
3	3 13C3-PFHxS	ST180221M1-15 PFC CS3 18B0815	4.22e3	117.5	NO
4	4 13C8-PFOA	ST180221M1-15 PFC CS3 18B0815	1.49e4	114.5	NO
5	5 13C9-PFNA	ST180221M1-15 PFC CS3 18B0815	1.66e4	138.7	NO
6	6 13C4-PFOS	ST180221M1-15 PFC CS3 18B0815	4.11e3	122.3	NO
7	7 13C6-PFDA	ST180221M1-15 PFC CS3 18B0815	1.68e4	135.1	NO
8	8 13C7-PFUDa	ST180221M1-15 PFC CS3 18B0815	1.79e4	134.1	NO

Name: 180222M1_82, Date: 23-Feb-2018, Time: 05:56:32, ID: IPA, Description: IPA

	# Name	ID	Area	%Rec	Area Out
1	1 13C4-PFBA	IPA			NO
2	2 13C5-PFHxA	IPA			NO
3	3 13C3-PFHxS	IPA			NO
4	4 13C8-PFOA	IPA	5.54e0	0.0	YES
5	5 13C9-PFNA	IPA			NO
6	6 13C4-PFOS	IPA			NO
7	7 13C6-PFDA	IPA			NO
8	8 13C7-PFUDa	IPA			NO

Dataset: Untitled

Last Altered: Friday, February 23, 2018 14:06:22 Pacific Standard Time

Printed: Friday, February 23, 2018 14:06:43 Pacific Standard Time

Name: 180222M1_83, Date: 23-Feb-2018, Time: 06:08:02, ID: 1800195-12 PITTS-SO-DUP06-011918 1.18, Description: PITTS-SO-DUP06-011918

	# Name	ID	Area	%Rec	Area Out
1	1 13C4-PFBA	1800195-12 PITTS-SO-DUP06-011918 ...	1.16e4	155.2	YES
2	2 13C5-PFHxA	1800195-12 PITTS-SO-DUP06-011918 ...	1.41e4	92.5	NO
3	3 13C3-PFHxS	1800195-12 PITTS-SO-DUP06-011918 ...	3.57e3	99.3	NO
4	4 13C8-PFOA	1800195-12 PITTS-SO-DUP06-011918 ...	1.08e4	83.0	NO
5	5 13C9-PFNA	1800195-12 PITTS-SO-DUP06-011918 ...	1.09e4	91.2	NO
6	6 13C4-PFOS	1800195-12 PITTS-SO-DUP06-011918 ...	2.24e3	66.7	NO
7	7 13C6-PFDA	1800195-12 PITTS-SO-DUP06-011918 ...	7.28e3	58.5	NO
8	8 13C7-PFUdA	1800195-12 PITTS-SO-DUP06-011918 ...	3.92e3	29.3	YES

Name: 180222M1_84, Date: 23-Feb-2018, Time: 06:19:32, ID: 1800195-13 PITTS-22-SB01-0-2 1.14, Description: PITTS-22-SB01-0-2

	# Name	ID	Area	%Rec	Area Out
1	1 13C4-PFBA	1800195-13 PITTS-22-SB01-0-2 1.14	1.04e4	138.6	NO
2	2 13C5-PFHxA	1800195-13 PITTS-22-SB01-0-2 1.14	1.22e4	80.5	NO
3	3 13C3-PFHxS	1800195-13 PITTS-22-SB01-0-2 1.14	3.57e3	99.5	NO
4	4 13C8-PFOA	1800195-13 PITTS-22-SB01-0-2 1.14	1.00e4	77.0	NO
5	5 13C9-PFNA	1800195-13 PITTS-22-SB01-0-2 1.14	1.26e4	104.9	NO
6	6 13C4-PFOS	1800195-13 PITTS-22-SB01-0-2 1.14	3.01e3	89.6	NO
7	7 13C6-PFDA	1800195-13 PITTS-22-SB01-0-2 1.14	1.04e4	83.7	NO
8	8 13C7-PFUdA	1800195-13 PITTS-22-SB01-0-2 1.14	8.59e3	64.3	NO

Name: 180222M1_85, Date: 23-Feb-2018, Time: 06:30:58, ID: 1800195-14 PITTS-22-SB01-5-7 1.14, Description: PITTS-22-SB01-5-7

	# Name	ID	Area	%Rec	Area Out
1	1 13C4-PFBA	1800195-14 PITTS-22-SB01-5-7 1.14	1.14e4	153.3	YES
2	2 13C5-PFHxA	1800195-14 PITTS-22-SB01-5-7 1.14	1.13e4	74.0	NO
3	3 13C3-PFHxS	1800195-14 PITTS-22-SB01-5-7 1.14	3.74e3	104.2	NO
4	4 13C8-PFOA	1800195-14 PITTS-22-SB01-5-7 1.14	1.19e4	91.1	NO
5	5 13C9-PFNA	1800195-14 PITTS-22-SB01-5-7 1.14	1.06e4	88.2	NO
6	6 13C4-PFOS	1800195-14 PITTS-22-SB01-5-7 1.14	2.90e3	86.4	NO
7	7 13C6-PFDA	1800195-14 PITTS-22-SB01-5-7 1.14	1.07e4	85.6	NO
8	8 13C7-PFUdA	1800195-14 PITTS-22-SB01-5-7 1.14	9.64e3	72.2	NO

Name: 180222M1_86, Date: 23-Feb-2018, Time: 06:42:28, ID: 1800195-15 PITTS-22-SB02-0-2 1.14, Description: PITTS-22-SB02-0-2

	# Name	ID	Area	%Rec	Area Out
1	1 13C4-PFBA	1800195-15 PITTS-22-SB02-0-2 1.14	1.08e4	144.3	NO
2	2 13C5-PFHxA	1800195-15 PITTS-22-SB02-0-2 1.14	1.40e4	92.2	NO
3	3 13C3-PFHxS	1800195-15 PITTS-22-SB02-0-2 1.14	3.80e3	105.7	NO
4	4 13C8-PFOA	1800195-15 PITTS-22-SB02-0-2 1.14	1.24e4	95.3	NO
5	5 13C9-PFNA	1800195-15 PITTS-22-SB02-0-2 1.14	1.29e4	107.9	NO
6	6 13C4-PFOS	1800195-15 PITTS-22-SB02-0-2 1.14	3.20e3	95.4	NO
7	7 13C6-PFDA	1800195-15 PITTS-22-SB02-0-2 1.14	1.07e4	86.2	NO
8	8 13C7-PFUdA	1800195-15 PITTS-22-SB02-0-2 1.14	7.49e3	56.1	NO

Dataset: Untitled

Last Altered: Friday, February 23, 2018 14:06:22 Pacific Standard Time

Printed: Friday, February 23, 2018 14:06:43 Pacific Standard Time

Name: 180222M1_87, Date: 23-Feb-2018, Time: 06:53:58, ID: 1800195-16 PITTS-22-SB02-4-6 1.17, Description: PITTS-22-SB02-4-6

	# Name	ID	Area	%Rec	Area Out
1	1 13C4-PFBA	1800195-16 PITTS-22-SB02-4-6 1.17	1.02e4	136.2	NO
2	2 13C5-PFHxA	1800195-16 PITTS-22-SB02-4-6 1.17	1.15e4	75.7	NO
3	3 13C3-PFHxS	1800195-16 PITTS-22-SB02-4-6 1.17	4.07e3	113.3	NO
4	4 13C8-PFOA	1800195-16 PITTS-22-SB02-4-6 1.17	1.12e4	85.7	NO
5	5 13C9-PFNA	1800195-16 PITTS-22-SB02-4-6 1.17	1.16e4	97.2	NO
6	6 13C4-PFOS	1800195-16 PITTS-22-SB02-4-6 1.17	2.86e3	85.2	NO
7	7 13C6-PFDA	1800195-16 PITTS-22-SB02-4-6 1.17	9.52e3	76.5	NO
8	8 13C7-PFUDa	1800195-16 PITTS-22-SB02-4-6 1.17	7.56e3	56.6	NO

Name: 180222M1_88, Date: 23-Feb-2018, Time: 07:05:25, ID: 1800195-17 PITTS-23-SB03-0-2 1.16, Description: PITTS-23-SB03-0-2

	# Name	ID	Area	%Rec	Area Out
1	1 13C4-PFBA	1800195-17 PITTS-23-SB03-0-2 1.16	1.04e4	139.7	NO
2	2 13C5-PFHxA	1800195-17 PITTS-23-SB03-0-2 1.16	1.28e4	84.3	NO
3	3 13C3-PFHxS	1800195-17 PITTS-23-SB03-0-2 1.16	3.01e3	83.8	NO
4	4 13C8-PFOA	1800195-17 PITTS-23-SB03-0-2 1.16	9.70e3	74.4	NO
5	5 13C9-PFNA	1800195-17 PITTS-23-SB03-0-2 1.16	1.19e4	99.0	NO
6	6 13C4-PFOS	1800195-17 PITTS-23-SB03-0-2 1.16	2.53e3	75.5	NO
7	7 13C6-PFDA	1800195-17 PITTS-23-SB03-0-2 1.16	1.09e4	87.6	NO
8	8 13C7-PFUDa	1800195-17 PITTS-23-SB03-0-2 1.16	7.42e3	55.5	NO

Name: 180222M1_89, Date: 23-Feb-2018, Time: 07:16:55, ID: 1800195-18 PITTS-23-SB03-5-6 1.16, Description: PITTS-23-SB03-5-6

	# Name	ID	Area	%Rec	Area Out
1	1 13C4-PFBA	1800195-18 PITTS-23-SB03-5-6 1.16	1.02e4	136.4	NO
2	2 13C5-PFHxA	1800195-18 PITTS-23-SB03-5-6 1.16	1.17e4	76.9	NO
3	3 13C3-PFHxS	1800195-18 PITTS-23-SB03-5-6 1.16	2.93e3	81.6	NO
4	4 13C8-PFOA	1800195-18 PITTS-23-SB03-5-6 1.16	1.04e4	79.9	NO
5	5 13C9-PFNA	1800195-18 PITTS-23-SB03-5-6 1.16	1.18e4	98.8	NO
6	6 13C4-PFOS	1800195-18 PITTS-23-SB03-5-6 1.16	2.48e3	73.9	NO
7	7 13C6-PFDA	1800195-18 PITTS-23-SB03-5-6 1.16	5.84e3	46.9	YES
8	8 13C7-PFUDa	1800195-18 PITTS-23-SB03-5-6 1.16	1.17e3	8.8	YES

Name: 180222M1_90, Date: 23-Feb-2018, Time: 07:28:22, ID: B8B0071-BS1 OPR 0.125, Description: OPR

	# Name	ID	Area	%Rec	Area Out
1	1 13C4-PFBA	B8B0071-BS1 OPR 0.125	8.52e3	114.1	NO
2	2 13C5-PFHxA	B8B0071-BS1 OPR 0.125	1.08e4	70.7	NO
3	3 13C3-PFHxS	B8B0071-BS1 OPR 0.125	3.12e3	86.8	NO
4	4 13C8-PFOA	B8B0071-BS1 OPR 0.125	9.93e3	76.2	NO
5	5 13C9-PFNA	B8B0071-BS1 OPR 0.125	1.19e4	99.6	NO
6	6 13C4-PFOS	B8B0071-BS1 OPR 0.125	3.39e3	101.0	NO
7	7 13C6-PFDA	B8B0071-BS1 OPR 0.125	1.38e4	110.5	NO
8	8 13C7-PFUDa	B8B0071-BS1 OPR 0.125	1.27e4	95.0	NO

Dataset: Untitled

Last Altered: Friday, February 23, 2018 14:06:22 Pacific Standard Time

Printed: Friday, February 23, 2018 14:06:43 Pacific Standard Time

Name: 180222M1_91, Date: 23-Feb-2018, Time: 07:39:52, ID: B8B0071-BLK1 Method Blank 0.125, Description: Method Blank

	# Name	ID	Area	%Rec	Area Out
1	1 13C4-PFBA	B8B0071-BLK1 Method Blank 0.125	7.27e3	97.4	NO
2	2 13C5-PFHxA	B8B0071-BLK1 Method Blank 0.125	9.06e3	59.6	NO
3	3 13C3-PFHxS	B8B0071-BLK1 Method Blank 0.125	2.96e3	82.6	NO
4	4 13C8-PFOA	B8B0071-BLK1 Method Blank 0.125	1.00e4	76.7	NO
5	5 13C9-PFNA	B8B0071-BLK1 Method Blank 0.125	9.24e3	77.2	NO
6	6 13C4-PFOS	B8B0071-BLK1 Method Blank 0.125	2.61e3	77.7	NO
7	7 13C6-PFDA	B8B0071-BLK1 Method Blank 0.125	7.78e3	62.5	NO
8	8 13C7-PFUDa	B8B0071-BLK1 Method Blank 0.125	9.62e3	72.0	NO

Name: 180222M1_92, Date: 23-Feb-2018, Time: 07:51:19, ID: B8B0071-MS1 Matrix Spike 0.11146, Description: Matrix Spike

	# Name	ID	Area	%Rec	Area Out
1	1 13C4-PFBA	B8B0071-MS1 Matrix Spike 0.11146	8.31e3	111.2	NO
2	2 13C5-PFHxA	B8B0071-MS1 Matrix Spike 0.11146	9.65e3	63.4	NO
3	3 13C3-PFHxS	B8B0071-MS1 Matrix Spike 0.11146	3.19e3	88.7	NO
4	4 13C8-PFOA	B8B0071-MS1 Matrix Spike 0.11146	9.27e3	71.2	NO
5	5 13C9-PFNA	B8B0071-MS1 Matrix Spike 0.11146	9.62e3	80.4	NO
6	6 13C4-PFOS	B8B0071-MS1 Matrix Spike 0.11146	3.03e3	90.2	NO
7	7 13C6-PFDA	B8B0071-MS1 Matrix Spike 0.11146	9.63e3	77.3	NO
8	8 13C7-PFUDa	B8B0071-MS1 Matrix Spike 0.11146	1.22e4	91.5	NO

Name: 180222M1_93, Date: 23-Feb-2018, Time: 08:02:49, ID: B8B0071-MSD1 Matrix Spike Dup 0.11331, Description: Matrix Spike Dup

	# Name	ID	Area	%Rec	Area Out
1	1 13C4-PFBA	B8B0071-MSD1 Matrix Spike Dup 0.113...	7.93e3	106.2	NO
2	2 13C5-PFHxA	B8B0071-MSD1 Matrix Spike Dup 0.113...	1.02e4	67.1	NO
3	3 13C3-PFHxS	B8B0071-MSD1 Matrix Spike Dup 0.113...	2.89e3	80.6	NO
4	4 13C8-PFOA	B8B0071-MSD1 Matrix Spike Dup 0.113...	9.77e3	75.0	NO
5	5 13C9-PFNA	B8B0071-MSD1 Matrix Spike Dup 0.113...	1.02e4	85.6	NO
6	6 13C4-PFOS	B8B0071-MSD1 Matrix Spike Dup 0.113...	3.35e3	99.8	NO
7	7 13C6-PFDA	B8B0071-MSD1 Matrix Spike Dup 0.113...	1.16e4	93.4	NO
8	8 13C7-PFUDa	B8B0071-MSD1 Matrix Spike Dup 0.113...	1.28e4	96.0	NO

Name: 180222M1_94, Date: 23-Feb-2018, Time: 08:14:18, ID: 1800284-01 OF-RW65-0218 0.10925, Description: OF-RW65-0218

	# Name	ID	Area	%Rec	Area Out
1	1 13C4-PFBA	1800284-01 OF-RW65-0218 0.10925	8.67e3	116.1	NO
2	2 13C5-PFHxA	1800284-01 OF-RW65-0218 0.10925	9.71e3	63.8	NO
3	3 13C3-PFHxS	1800284-01 OF-RW65-0218 0.10925	2.84e3	79.1	NO
4	4 13C8-PFOA	1800284-01 OF-RW65-0218 0.10925	1.09e4	83.3	NO
5	5 13C9-PFNA	1800284-01 OF-RW65-0218 0.10925	1.25e4	104.7	NO
6	6 13C4-PFOS	1800284-01 OF-RW65-0218 0.10925	3.33e3	99.2	NO
7	7 13C6-PFDA	1800284-01 OF-RW65-0218 0.10925	1.08e4	86.3	NO
8	8 13C7-PFUDa	1800284-01 OF-RW65-0218 0.10925	1.37e4	102.2	NO

Dataset: Untitled

Last Altered: Friday, February 23, 2018 14:06:22 Pacific Standard Time

Printed: Friday, February 23, 2018 14:06:43 Pacific Standard Time

Name: 180222M1_95, Date: 23-Feb-2018, Time: 08:25:48, ID: 1800284-02 OF-RW65P-0218 0.11249, Description: OF-RW65P-0218

	# Name	ID	Area	%Rec	Area Out
1	1 13C4-PFBA	1800284-02 OF-RW65P-0218 0.11249	8.23e3	110.2	NO
2	2 13C5-PFHxA	1800284-02 OF-RW65P-0218 0.11249	1.18e4	77.6	NO
3	3 13C3-PFHxS	1800284-02 OF-RW65P-0218 0.11249	3.04e3	84.7	NO
4	4 13C8-PFOA	1800284-02 OF-RW65P-0218 0.11249	9.12e3	70.0	NO
5	5 13C9-PFNA	1800284-02 OF-RW65P-0218 0.11249	1.11e4	92.3	NO
6	6 13C4-PFOS	1800284-02 OF-RW65P-0218 0.11249	3.38e3	100.7	NO
7	7 13C6-PFDA	1800284-02 OF-RW65P-0218 0.11249	1.28e4	102.6	NO
8	8 13C7-PFUDa	1800284-02 OF-RW65P-0218 0.11249	1.13e4	84.8	NO

Name: 180222M1_96, Date: 23-Feb-2018, Time: 08:37:17, ID: 1800284-03 OF-FB65-0218 0.11816, Description: OF-FB65-0218

	# Name	ID	Area	%Rec	Area Out
1	1 13C4-PFBA	1800284-03 OF-FB65-0218 0.11816	8.63e3	115.6	NO
2	2 13C5-PFHxA	1800284-03 OF-FB65-0218 0.11816	1.13e4	74.1	NO
3	3 13C3-PFHxS	1800284-03 OF-FB65-0218 0.11816	3.22e3	89.8	NO
4	4 13C8-PFOA	1800284-03 OF-FB65-0218 0.11816	1.04e4	80.0	NO
5	5 13C9-PFNA	1800284-03 OF-FB65-0218 0.11816	1.19e4	99.2	NO
6	6 13C4-PFOS	1800284-03 OF-FB65-0218 0.11816	3.34e3	99.4	NO
7	7 13C6-PFDA	1800284-03 OF-FB65-0218 0.11816	1.11e4	88.8	NO
8	8 13C7-PFUDa	1800284-03 OF-FB65-0218 0.11816	1.35e4	100.9	NO

Name: 180222M1_97, Date: 23-Feb-2018, Time: 08:48:47, ID: 1800284-04 OF-RW49-0218 0.11012, Description: OF-RW49-0218

	# Name	ID	Area	%Rec	Area Out
1	1 13C4-PFBA	1800284-04 OF-RW49-0218 0.11012	8.54e3	114.4	NO
2	2 13C5-PFHxA	1800284-04 OF-RW49-0218 0.11012	1.09e4	71.4	NO
3	3 13C3-PFHxS	1800284-04 OF-RW49-0218 0.11012	3.27e3	91.2	NO
4	4 13C8-PFOA	1800284-04 OF-RW49-0218 0.11012	1.02e4	78.1	NO
5	5 13C9-PFNA	1800284-04 OF-RW49-0218 0.11012	1.07e4	89.3	NO
6	6 13C4-PFOS	1800284-04 OF-RW49-0218 0.11012	2.75e3	81.9	NO
7	7 13C6-PFDA	1800284-04 OF-RW49-0218 0.11012	9.17e3	73.7	NO
8	8 13C7-PFUDa	1800284-04 OF-RW49-0218 0.11012	9.62e3	72.0	NO

Name: 180222M1_98, Date: 23-Feb-2018, Time: 09:00:16, ID: 1800284-05 OF-FB49-0218 0.1157, Description: OF-FB49-0218

	# Name	ID	Area	%Rec	Area Out
1	1 13C4-PFBA	1800284-05 OF-FB49-0218 0.1157	8.32e3	111.4	NO
2	2 13C5-PFHxA	1800284-05 OF-FB49-0218 0.1157	9.77e3	64.2	NO
3	3 13C3-PFHxS	1800284-05 OF-FB49-0218 0.1157	2.83e3	78.7	NO
4	4 13C8-PFOA	1800284-05 OF-FB49-0218 0.1157	9.69e3	74.4	NO
5	5 13C9-PFNA	1800284-05 OF-FB49-0218 0.1157	1.28e4	107.2	NO
6	6 13C4-PFOS	1800284-05 OF-FB49-0218 0.1157	3.17e3	94.3	NO
7	7 13C6-PFDA	1800284-05 OF-FB49-0218 0.1157	1.14e4	91.7	NO
8	8 13C7-PFUDa	1800284-05 OF-FB49-0218 0.1157	9.80e3	73.4	NO

Dataset: Untitled

Last Altered: Friday, February 23, 2018 14:06:22 Pacific Standard Time

Printed: Friday, February 23, 2018 14:06:43 Pacific Standard Time

Name: 180222M1_99, Date: 23-Feb-2018, Time: 09:11:45, ID: IPA, Description: IPA

	# Name	ID	Area	%Rec	Area Out
1	1 13C4-PFBA	IPA			NO
2	2 13C5-PFHxA	IPA			NO
3	3 13C3-PFHxS	IPA			NO
4	4 13C8-PFOA	IPA			NO
5	5 13C9-PFNA	IPA			NO
6	6 13C4-PFOS	IPA			NO
7	7 13C6-PFDA	IPA			NO
8	8 13C7-PFUdA	IPA			NO

Name: 180222M1_100, Date: 23-Feb-2018, Time: 09:23:15, ID: ST180221M1-16 PFC CS3 18B0815, Description: PFC CS3 18B0815

	# Name	ID	Area	%Rec	Area Out
1	1 13C4-PFBA	ST180221M1-16 PFC CS3 18B0815	7.80e3	104.4	NO
2	2 13C5-PFHxA	ST180221M1-16 PFC CS3 18B0815	1.78e4	116.8	NO
3	3 13C3-PFHxS	ST180221M1-16 PFC CS3 18B0815	4.01e3	111.6	NO
4	4 13C8-PFOA	ST180221M1-16 PFC CS3 18B0815	1.45e4	111.1	NO
5	5 13C9-PFNA	ST180221M1-16 PFC CS3 18B0815	1.66e4	138.8	NO
6	6 13C4-PFOS	ST180221M1-16 PFC CS3 18B0815	4.24e3	126.3	NO
7	7 13C6-PFDA	ST180221M1-16 PFC CS3 18B0815	1.81e4	145.7	NO
8	8 13C7-PFUdA	ST180221M1-16 PFC CS3 18B0815	1.94e4	144.9	NO

Name: 180222M1_101, Date: 23-Feb-2018, Time: 09:34:44, ID: IPA, Description: IPA

	# Name	ID	Area	%Rec	Area Out
1	1 13C4-PFBA	IPA			NO
2	2 13C5-PFHxA	IPA			NO
3	3 13C3-PFHxS	IPA			NO
4	4 13C8-PFOA	IPA			NO
5	5 13C9-PFNA	IPA			NO
6	6 13C4-PFOS	IPA			NO
7	7 13C6-PFDA	IPA			NO
8	8 13C7-PFUdA	IPA			NO

Name: 180222M1_102, Date: 23-Feb-2018, Time: 09:46:11, ID: 1800284-06 OF-RW41-0218 0.11145, Description: OF-RW41-0218

	# Name	ID	Area	%Rec	Area Out
1	1 13C4-PFBA	1800284-06 OF-RW41-0218 0.11145	9.43e3	126.3	NO
2	2 13C5-PFHxA	1800284-06 OF-RW41-0218 0.11145	1.11e4	72.9	NO
3	3 13C3-PFHxS	1800284-06 OF-RW41-0218 0.11145	3.24e3	90.2	NO
4	4 13C8-PFOA	1800284-06 OF-RW41-0218 0.11145	1.03e4	79.2	NO
5	5 13C9-PFNA	1800284-06 OF-RW41-0218 0.11145	1.22e4	102.2	NO
6	6 13C4-PFOS	1800284-06 OF-RW41-0218 0.11145	3.00e3	89.5	NO
7	7 13C6-PFDA	1800284-06 OF-RW41-0218 0.11145	1.16e4	93.1	NO
8	8 13C7-PFUdA	1800284-06 OF-RW41-0218 0.11145	1.30e4	97.5	NO

Dataset: Untitled

Last Altered: Friday, February 23, 2018 14:06:22 Pacific Standard Time

Printed: Friday, February 23, 2018 14:06:43 Pacific Standard Time

Name: 180222M1_103, Date: 23-Feb-2018, Time: 09:57:38, ID: 1800284-07 OF-FB41-0218 0.11326, Description: OF-FB41-0218

	# Name	ID	Area	%Rec	Area Out
1	1 13C4-PFBA	1800284-07 OF-FB41-0218 0.11326	7.44e3	99.6	NO
2	2 13C5-PFHxA	1800284-07 OF-FB41-0218 0.11326	9.23e3	60.7	NO
3	3 13C3-PFHxS	1800284-07 OF-FB41-0218 0.11326	2.75e3	76.5	NO
4	4 13C8-PFOA	1800284-07 OF-FB41-0218 0.11326	9.88e3	75.8	NO
5	5 13C9-PFNA	1800284-07 OF-FB41-0218 0.11326	1.09e4	91.3	NO
6	6 13C4-PFOS	1800284-07 OF-FB41-0218 0.11326	2.65e3	78.8	NO
7	7 13C6-PFDA	1800284-07 OF-FB41-0218 0.11326	8.49e3	68.2	NO
8	8 13C7-PFUdA	1800284-07 OF-FB41-0218 0.11326	1.10e4	82.3	NO

Name: 180222M1_104, Date: 23-Feb-2018, Time: 10:09:05, ID: 1800284-08 OF-RW11-0218 0.11113, Description: OF-RW11-0218

	# Name	ID	Area	%Rec	Area Out
1	1 13C4-PFBA	1800284-08 OF-RW11-0218 0.11113	8.90e3	119.2	NO
2	2 13C5-PFHxA	1800284-08 OF-RW11-0218 0.11113	1.11e4	72.9	NO
3	3 13C3-PFHxS	1800284-08 OF-RW11-0218 0.11113	3.11e3	86.7	NO
4	4 13C8-PFOA	1800284-08 OF-RW11-0218 0.11113	9.48e3	72.7	NO
5	5 13C9-PFNA	1800284-08 OF-RW11-0218 0.11113	1.08e4	90.0	NO
6	6 13C4-PFOS	1800284-08 OF-RW11-0218 0.11113	2.80e3	83.5	NO
7	7 13C6-PFDA	1800284-08 OF-RW11-0218 0.11113	1.24e4	99.5	NO
8	8 13C7-PFUdA	1800284-08 OF-RW11-0218 0.11113	1.51e4	113.1	NO

Name: 180222M1_105, Date: 23-Feb-2018, Time: 10:20:35, ID: 1800284-09 OF-FB11-0218 0.1129, Description: OF-FB11-0218

	# Name	ID	Area	%Rec	Area Out
1	1 13C4-PFBA	1800284-09 OF-FB11-0218 0.1129	7.85e3	105.1	NO
2	2 13C5-PFHxA	1800284-09 OF-FB11-0218 0.1129	1.02e4	66.9	NO
3	3 13C3-PFHxS	1800284-09 OF-FB11-0218 0.1129	3.10e3	86.4	NO
4	4 13C8-PFOA	1800284-09 OF-FB11-0218 0.1129	1.01e4	77.8	NO
5	5 13C9-PFNA	1800284-09 OF-FB11-0218 0.1129	1.03e4	85.7	NO
6	6 13C4-PFOS	1800284-09 OF-FB11-0218 0.1129	2.71e3	80.8	NO
7	7 13C6-PFDA	1800284-09 OF-FB11-0218 0.1129	9.40e3	75.5	NO
8	8 13C7-PFUdA	1800284-09 OF-FB11-0218 0.1129	1.13e4	84.8	NO

Name: 180222M1_106, Date: 23-Feb-2018, Time: 10:32:04, ID: 1800284-10 OF-RW25-0218 0.11538, Description: OF-RW25-0218

	# Name	ID	Area	%Rec	Area Out
1	1 13C4-PFBA	1800284-10 OF-RW25-0218 0.11538	9.09e3	121.8	NO
2	2 13C5-PFHxA	1800284-10 OF-RW25-0218 0.11538	1.18e4	77.5	NO
3	3 13C3-PFHxS	1800284-10 OF-RW25-0218 0.11538	3.00e3	83.5	NO
4	4 13C8-PFOA	1800284-10 OF-RW25-0218 0.11538	1.11e4	85.2	NO
5	5 13C9-PFNA	1800284-10 OF-RW25-0218 0.11538	1.22e4	102.3	NO
6	6 13C4-PFOS	1800284-10 OF-RW25-0218 0.11538	2.75e3	81.8	NO
7	7 13C6-PFDA	1800284-10 OF-RW25-0218 0.11538	1.11e4	89.4	NO
8	8 13C7-PFUdA	1800284-10 OF-RW25-0218 0.11538	1.32e4	99.0	NO

Dataset: Untitled

Last Altered: Friday, February 23, 2018 14:06:22 Pacific Standard Time

Printed: Friday, February 23, 2018 14:06:43 Pacific Standard Time

Name: 180222M1_107, Date: 23-Feb-2018, Time: 10:43:34, ID: 1800284-11 OF-FB25-0218 0.11705, Description: OF-FB25-0218

	# Name	ID	Area	%Rec	Area Out
1	1 13C4-PFBA	1800284-11 OF-FB25-0218 0.11705	7.96e3	106.6	NO
2	2 13C5-PFHxA	1800284-11 OF-FB25-0218 0.11705	1.01e4	66.5	NO
3	3 13C3-PFHxS	1800284-11 OF-FB25-0218 0.11705	3.12e3	86.8	NO
4	4 13C8-PFOA	1800284-11 OF-FB25-0218 0.11705	1.03e4	78.9	NO
5	5 13C9-PFNA	1800284-11 OF-FB25-0218 0.11705	1.14e4	95.0	NO
6	6 13C4-PFOS	1800284-11 OF-FB25-0218 0.11705	3.11e3	92.6	NO
7	7 13C6-PFDA	1800284-11 OF-FB25-0218 0.11705	9.44e3	75.8	NO
8	8 13C7-PFUDa	1800284-11 OF-FB25-0218 0.11705	1.11e4	83.0	NO

Name: 180222M1_108, Date: 23-Feb-2018, Time: 10:55:03, ID: 1800284-12 OF-RW12-0218 0.11375, Description: OF-RW12-0218

	# Name	ID	Area	%Rec	Area Out
1	1 13C4-PFBA	1800284-12 OF-RW12-0218 0.11375	9.59e3	128.4	NO
2	2 13C5-PFHxA	1800284-12 OF-RW12-0218 0.11375	1.29e4	84.7	NO
3	3 13C3-PFHxS	1800284-12 OF-RW12-0218 0.11375	3.19e3	88.9	NO
4	4 13C8-PFOA	1800284-12 OF-RW12-0218 0.11375	1.13e4	86.6	NO
5	5 13C9-PFNA	1800284-12 OF-RW12-0218 0.11375	1.26e4	105.7	NO
6	6 13C4-PFOS	1800284-12 OF-RW12-0218 0.11375	3.34e3	99.6	NO
7	7 13C6-PFDA	1800284-12 OF-RW12-0218 0.11375	1.05e4	84.4	NO
8	8 13C7-PFUDa	1800284-12 OF-RW12-0218 0.11375	1.21e4	90.9	NO

Name: 180222M1_109, Date: 23-Feb-2018, Time: 11:06:33, ID: 1800284-13 OF-FB12-0218 0.11329, Description: OF-FB12-0218

	# Name	ID	Area	%Rec	Area Out
1	1 13C4-PFBA	1800284-13 OF-FB12-0218 0.11329	8.13e3	108.8	NO
2	2 13C5-PFHxA	1800284-13 OF-FB12-0218 0.11329	1.13e4	74.2	NO
3	3 13C3-PFHxS	1800284-13 OF-FB12-0218 0.11329	2.85e3	79.3	NO
4	4 13C8-PFOA	1800284-13 OF-FB12-0218 0.11329	9.08e3	69.7	NO
5	5 13C9-PFNA	1800284-13 OF-FB12-0218 0.11329	1.20e4	100.2	NO
6	6 13C4-PFOS	1800284-13 OF-FB12-0218 0.11329	2.79e3	83.2	NO
7	7 13C6-PFDA	1800284-13 OF-FB12-0218 0.11329	1.06e4	85.0	NO
8	8 13C7-PFUDa	1800284-13 OF-FB12-0218 0.11329	1.24e4	92.6	NO

Name: 180222M1_110, Date: 23-Feb-2018, Time: 11:18:03, ID: 1800284-14 OF-RW09-0218 0.10888, Description: OF-RW09-0218

	# Name	ID	Area	%Rec	Area Out
1	1 13C4-PFBA	1800284-14 OF-RW09-0218 0.10888	7.95e3	106.5	NO
2	2 13C5-PFHxA	1800284-14 OF-RW09-0218 0.10888	1.05e4	69.0	NO
3	3 13C3-PFHxS	1800284-14 OF-RW09-0218 0.10888	2.80e3	78.1	NO
4	4 13C8-PFOA	1800284-14 OF-RW09-0218 0.10888	1.05e4	80.7	NO
5	5 13C9-PFNA	1800284-14 OF-RW09-0218 0.10888	1.17e4	97.5	NO
6	6 13C4-PFOS	1800284-14 OF-RW09-0218 0.10888	2.63e3	78.4	NO
7	7 13C6-PFDA	1800284-14 OF-RW09-0218 0.10888	1.06e4	84.8	NO
8	8 13C7-PFUDa	1800284-14 OF-RW09-0218 0.10888	1.11e4	83.4	NO

Dataset: Untitled

Last Altered: Friday, February 23, 2018 14:06:22 Pacific Standard Time

Printed: Friday, February 23, 2018 14:06:43 Pacific Standard Time

Name: 180222M1_111, Date: 23-Feb-2018, Time: 11:29:32, ID: 1800284-15 OF-FB09-0218 0.11462, Description: OF-FB09-0218

	# Name	ID	Area	%Rec	Area Out
1	1 13C4-PFBA	1800284-15 OF-FB09-0218 0.11462	8.13e3	108.9	NO
2	2 13C5-PFHxA	1800284-15 OF-FB09-0218 0.11462	1.03e4	67.6	NO
3	3 13C3-PFHxS	1800284-15 OF-FB09-0218 0.11462	2.88e3	80.2	NO
4	4 13C8-PFOA	1800284-15 OF-FB09-0218 0.11462	8.76e3	67.2	NO
5	5 13C9-PFNA	1800284-15 OF-FB09-0218 0.11462	1.03e4	85.8	NO
6	6 13C4-PFOS	1800284-15 OF-FB09-0218 0.11462	2.50e3	74.5	NO
7	7 13C6-PFDA	1800284-15 OF-FB09-0218 0.11462	1.02e4	81.9	NO
8	8 13C7-PFUdA	1800284-15 OF-FB09-0218 0.11462	1.13e4	84.6	NO

Name: 180222M1_112, Date: 23-Feb-2018, Time: 11:41:02, ID: 1800284-16 OF-RW31-0218 0.11398, Description: OF-RW31-0218

	# Name	ID	Area	%Rec	Area Out
1	1 13C4-PFBA	1800284-16 OF-RW31-0218 0.11398	2.21e2	3.0	YES
2	2 13C5-PFHxA	1800284-16 OF-RW31-0218 0.11398	2.33e2	1.5	YES
3	3 13C3-PFHxS	1800284-16 OF-RW31-0218 0.11398	8.61e1	2.4	YES
4	4 13C8-PFOA	1800284-16 OF-RW31-0218 0.11398	1.86e2	1.4	YES
5	5 13C9-PFNA	1800284-16 OF-RW31-0218 0.11398	2.65e2	2.2	YES
6	6 13C4-PFOS	1800284-16 OF-RW31-0218 0.11398	7.80e1	2.3	YES
7	7 13C6-PFDA	1800284-16 OF-RW31-0218 0.11398	2.27e2	1.8	YES
8	8 13C7-PFUdA	1800284-16 OF-RW31-0218 0.11398	2.83e2	2.1	YES

Name: 180222M1_113, Date: 23-Feb-2018, Time: 11:52:29, ID: 1800284-17 OF-FB31-0218 0.11726, Description: OF-FB31-0218

	# Name	ID	Area	%Rec	Area Out
1	1 13C4-PFBA	1800284-17 OF-FB31-0218 0.11726	7.65e3	102.4	NO
2	2 13C5-PFHxA	1800284-17 OF-FB31-0218 0.11726	1.11e4	73.2	NO
3	3 13C3-PFHxS	1800284-17 OF-FB31-0218 0.11726	2.98e3	83.1	NO
4	4 13C8-PFOA	1800284-17 OF-FB31-0218 0.11726	9.24e3	71.0	NO
5	5 13C9-PFNA	1800284-17 OF-FB31-0218 0.11726	1.02e4	85.0	NO
6	6 13C4-PFOS	1800284-17 OF-FB31-0218 0.11726	3.13e3	93.4	NO
7	7 13C6-PFDA	1800284-17 OF-FB31-0218 0.11726	1.01e4	81.2	NO
8	8 13C7-PFUdA	1800284-17 OF-FB31-0218 0.11726	1.12e4	83.7	NO

Name: 180222M1_114, Date: 23-Feb-2018, Time: 12:03:58, ID: B8B0072-BS1 OPR 1, Description: OPR

	# Name	ID	Area	%Rec	Area Out
1	1 13C4-PFBA	B8B0072-BS1 OPR 1	7.72e3	103.4	NO
2	2 13C5-PFHxA	B8B0072-BS1 OPR 1	1.06e4	69.8	NO
3	3 13C3-PFHxS	B8B0072-BS1 OPR 1	2.98e3	83.0	NO
4	4 13C8-PFOA	B8B0072-BS1 OPR 1	9.85e3	75.6	NO
5	5 13C9-PFNA	B8B0072-BS1 OPR 1	1.12e4	93.5	NO
6	6 13C4-PFOS	B8B0072-BS1 OPR 1	2.81e3	83.8	NO
7	7 13C6-PFDA	B8B0072-BS1 OPR 1	1.05e4	84.2	NO
8	8 13C7-PFUdA	B8B0072-BS1 OPR 1	1.12e4	84.0	NO

Dataset: Untitled

Last Altered: Friday, February 23, 2018 14:06:22 Pacific Standard Time

Printed: Friday, February 23, 2018 14:06:43 Pacific Standard Time

Name: 180222M1_115, Date: 23-Feb-2018, Time: 12:15:27, ID: B8B0072-BLK1 Method Blank 1, Description: Method Blank

	# Name	ID	Area	%Rec	Area Out
1	1 13C4-PFBA	B8B0072-BLK1 Method Blank 1	9.23e3	123.7	NO
2	2 13C5-PFHxA	B8B0072-BLK1 Method Blank 1	1.19e4	78.1	NO
3	3 13C3-PFHxS	B8B0072-BLK1 Method Blank 1	3.22e3	89.8	NO
4	4 13C8-PFOA	B8B0072-BLK1 Method Blank 1	1.02e4	78.2	NO
5	5 13C9-PFNA	B8B0072-BLK1 Method Blank 1	1.07e4	89.4	NO
6	6 13C4-PFOS	B8B0072-BLK1 Method Blank 1	2.71e3	80.6	NO
7	7 13C6-PFDA	B8B0072-BLK1 Method Blank 1	1.28e4	102.5	NO
8	8 13C7-PFUdA	B8B0072-BLK1 Method Blank 1	9.58e3	71.7	NO

Name: 180222M1_116, Date: 23-Feb-2018, Time: 12:26:58, ID: 1800205-01 PFAS in Soil, 462, Soil 101 1.04, Description: PFAS in Soil, 462, Soil 101

	# Name	ID	Area	%Rec	Area Out
1	1 13C4-PFBA	1800205-01 PFAS in Soil, 462, Soil 101 ...	8.34e3	111.7	NO
2	2 13C5-PFHxA	1800205-01 PFAS in Soil, 462, Soil 101 ...	1.08e4	70.7	NO
3	3 13C3-PFHxS	1800205-01 PFAS in Soil, 462, Soil 101 ...	2.65e3	73.9	NO
4	4 13C8-PFOA	1800205-01 PFAS in Soil, 462, Soil 101 ...	9.56e3	73.4	NO
5	5 13C9-PFNA	1800205-01 PFAS in Soil, 462, Soil 101 ...	1.05e4	87.7	NO
6	6 13C4-PFOS	1800205-01 PFAS in Soil, 462, Soil 101 ...	2.38e3	70.8	NO
7	7 13C6-PFDA	1800205-01 PFAS in Soil, 462, Soil 101 ...	1.12e4	90.0	NO
8	8 13C7-PFUdA	1800205-01 PFAS in Soil, 462, Soil 101 ...	1.12e4	83.7	NO

Name: 180222M1_117, Date: 23-Feb-2018, Time: 12:38:27, ID: 1800179-07 YEAGR-04-SB02-08-10 1.11, Description: YEAGR-04-SB02-08-10

	# Name	ID	Area	%Rec	Area Out
1	1 13C4-PFBA	1800179-07 YEAGR-04-SB02-08-10 1.11	7.92e3	106.1	NO
2	2 13C5-PFHxA	1800179-07 YEAGR-04-SB02-08-10 1.11	1.07e4	70.3	NO
3	3 13C3-PFHxS	1800179-07 YEAGR-04-SB02-08-10 1.11	2.57e3	71.5	NO
4	4 13C8-PFOA	1800179-07 YEAGR-04-SB02-08-10 1.11	8.20e3	62.9	NO
5	5 13C9-PFNA	1800179-07 YEAGR-04-SB02-08-10 1.11	1.06e4	88.2	NO
6	6 13C4-PFOS	1800179-07 YEAGR-04-SB02-08-10 1.11	2.61e3	77.8	NO
7	7 13C6-PFDA	1800179-07 YEAGR-04-SB02-08-10 1.11	9.98e3	80.1	NO
8	8 13C7-PFUdA	1800179-07 YEAGR-04-SB02-08-10 1.11	1.23e4	92.4	NO

Name: 180222M1_118, Date: 23-Feb-2018, Time: 12:49:57, ID: IPA, Description: IPA

	# Name	ID	Area	%Rec	Area Out
1	1 13C4-PFBA	IPA			NO
2	2 13C5-PFHxA	IPA	5.04e0	0.0	YES
3	3 13C3-PFHxS	IPA			NO
4	4 13C8-PFOA	IPA			NO
5	5 13C9-PFNA	IPA			NO
6	6 13C4-PFOS	IPA			NO
7	7 13C6-PFDA	IPA	5.36e0	0.0	YES
8	8 13C7-PFUdA	IPA			NO

Dataset: Untitled

Last Altered: Friday, February 23, 2018 14:06:22 Pacific Standard Time

Printed: Friday, February 23, 2018 14:06:43 Pacific Standard Time

Name: 180222M1_119, Date: 23-Feb-2018, Time: 13:01:25, ID: ST180221M1-11 PFC CS3 18B0815, Description: PFC CS3 18B0815

	#	Name	ID	Area	%Rec	Area Out
1	1	13C4-PFBA	ST180221M1-11 PFC CS3 18B0815	7.93e3	106.2	NO
2	2	13C5-PFHxA	ST180221M1-11 PFC CS3 18B0815	1.90e4	125.0	NO
3	3	13C3-PFHxS	ST180221M1-11 PFC CS3 18B0815	4.52e3	126.0	NO
4	4	13C8-PFOA	ST180221M1-11 PFC CS3 18B0815	1.58e4	121.0	NO
5	5	13C9-PFNA	ST180221M1-11 PFC CS3 18B0815	1.60e4	133.8	NO
6	6	13C4-PFOS	ST180221M1-11 PFC CS3 18B0815	4.20e3	125.1	NO
7	7	13C6-PFDA	ST180221M1-11 PFC CS3 18B0815	1.79e4	143.8	NO
8	8	13C7-PFUDa	ST180221M1-11 PFC CS3 18B0815	1.88e4	140.7	NO

Dataset: Untitled

Last Altered: Friday, February 23, 2018 12:10:10 Pacific Standard Time

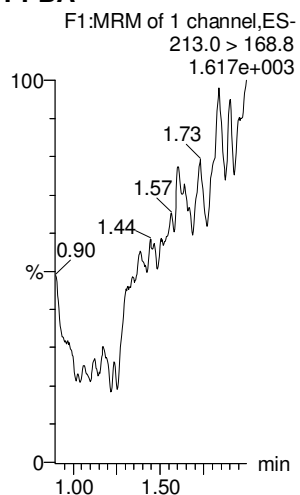
Printed: Friday, February 23, 2018 12:10:19 Pacific Standard Time

Method: F:\Projects\PFAS.PRO\MethDB\PFAS_FULL_80C_022218.mdb 23 Feb 2018 08:58:55

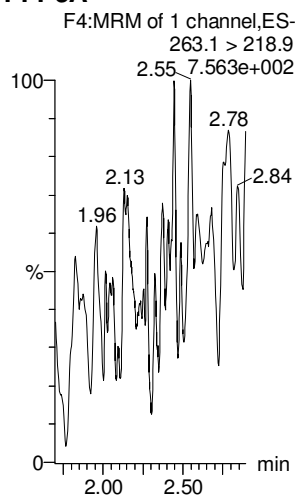
Calibration: F:\Projects\PFAS.PRO\CurveDB\C18_VAL-PFAS_Q4_02-22-18-FULL.cdb 23 Feb 2018 10:57:03

Name: 180222M1_12, Date: 22-Feb-2018, Time: 16:33:27, ID: IPA, Description: IPA

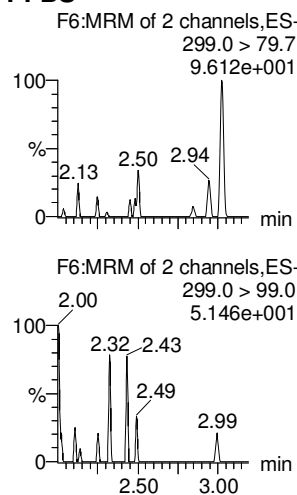
PFBA



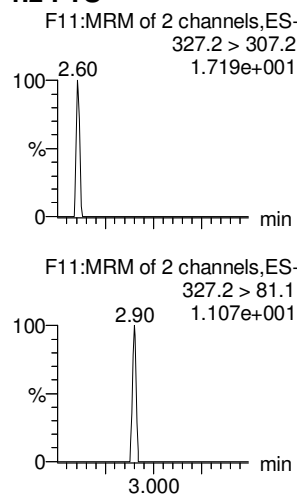
PFPeA



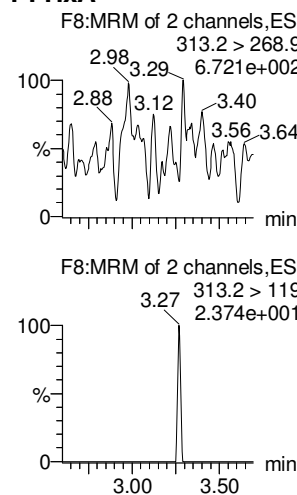
PFBS



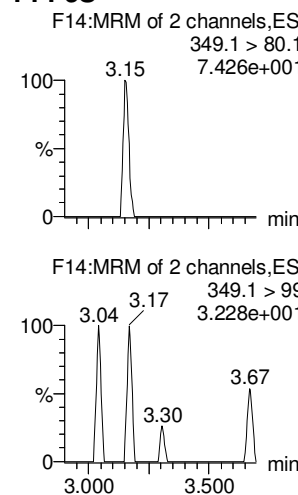
4:2 FTS



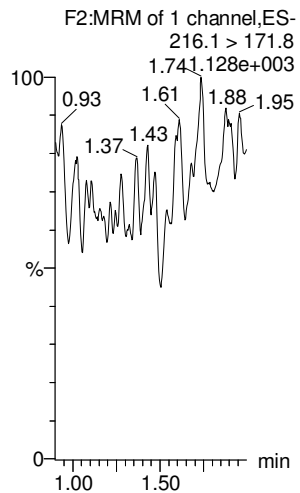
PFHxA



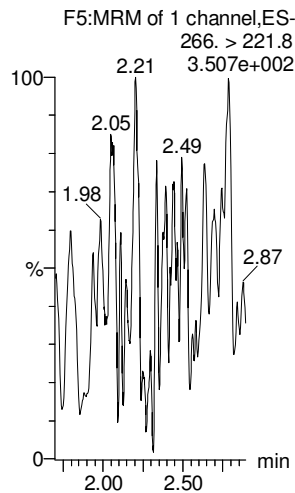
PFPeS



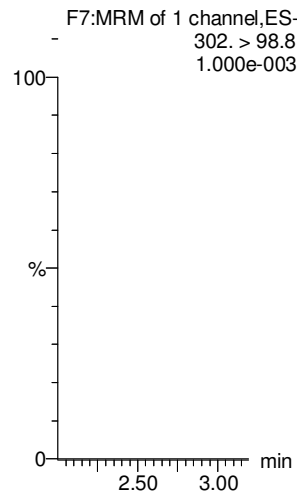
13C3-PFBA



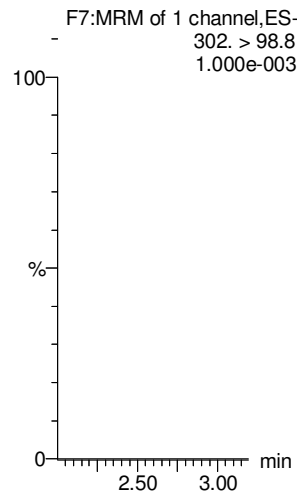
13C3-PFPeA




13C3-PFBS



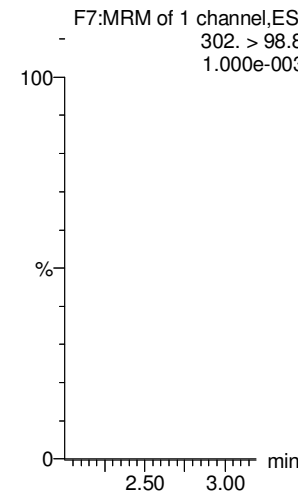
13C3-PFBS



13C2-PFHxA



13C3-PFBS



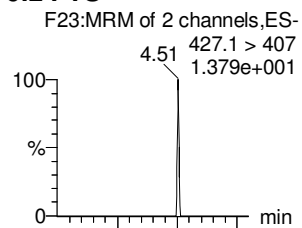
Dataset: Untitled

Last Altered: Friday, February 23, 2018 12:10:10 Pacific Standard Time

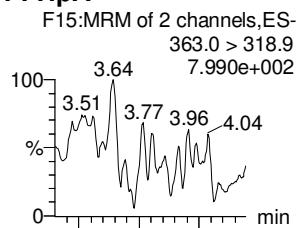
Printed: Friday, February 23, 2018 12:10:19 Pacific Standard Time

Name: 180222M1_12, Date: 22-Feb-2018, Time: 16:33:27, ID: IPA, Description: IPA

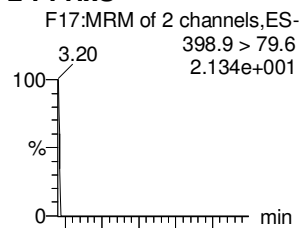
6:2 FTS



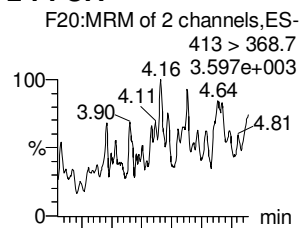
PFHpA



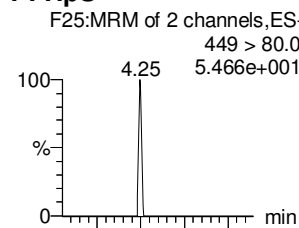
L-PFHxS



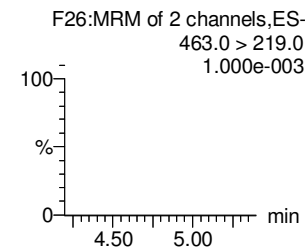
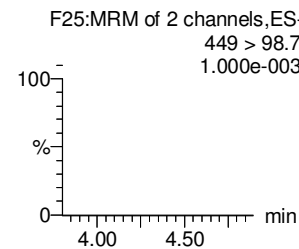
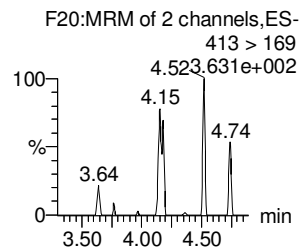
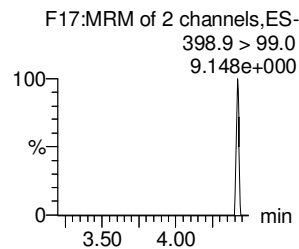
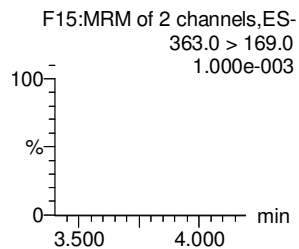
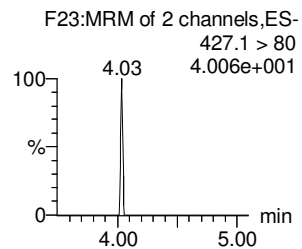
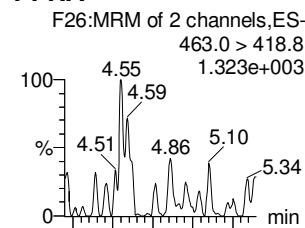
L-PFOA



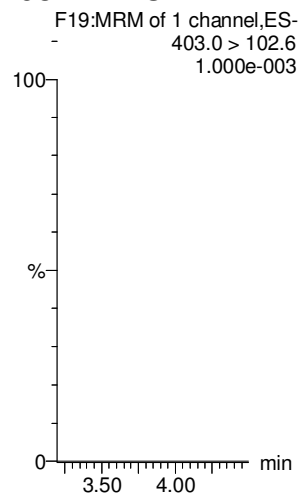
PFHpS



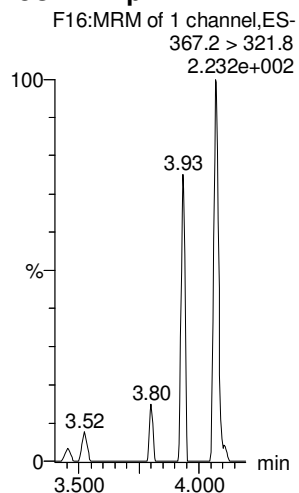
PFNA



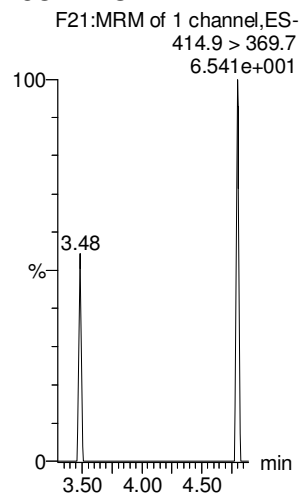
18O2-PFHxS



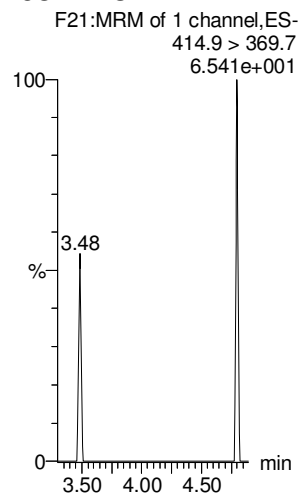
13C4-PFHpA



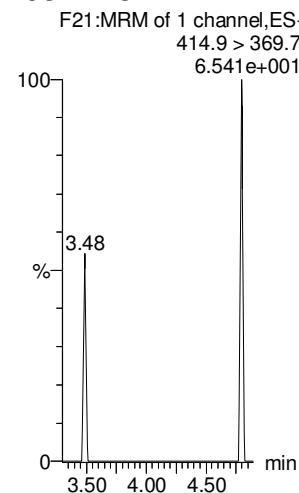
13C2-PFOA



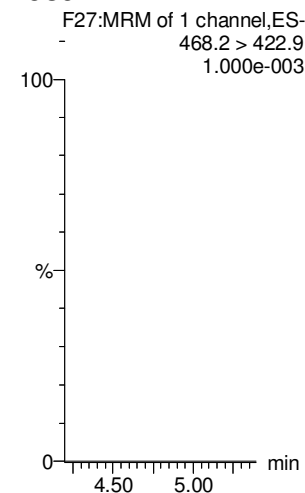
13C2-PFOA



13C2-PFOA



13C5-PFNA



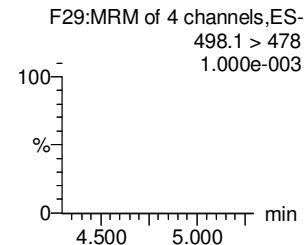
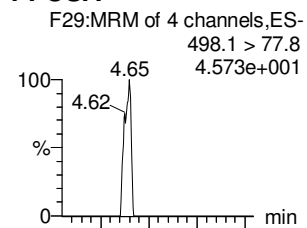
Dataset: Untitled

Last Altered: Friday, February 23, 2018 12:10:10 Pacific Standard Time

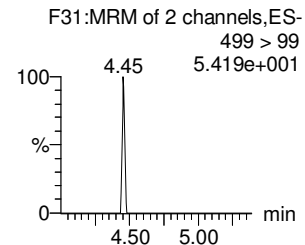
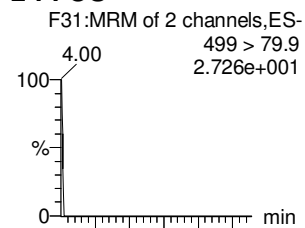
Printed: Friday, February 23, 2018 12:10:19 Pacific Standard Time

Name: 180222M1_12, Date: 22-Feb-2018, Time: 16:33:27, ID: IPA, Description: IPA

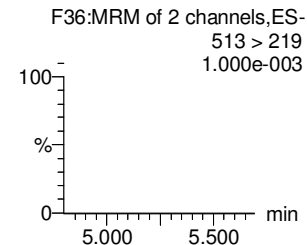
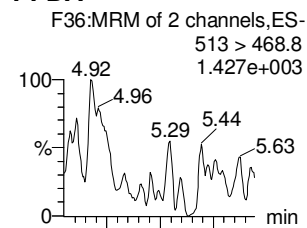
PFOSA



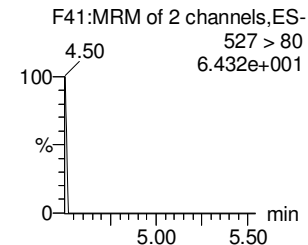
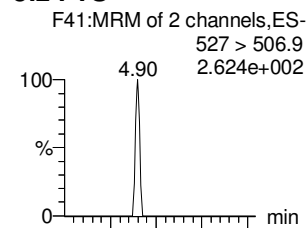
L-PFOS



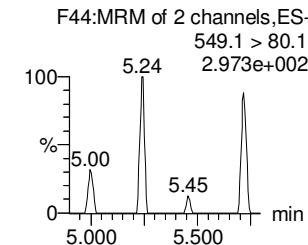
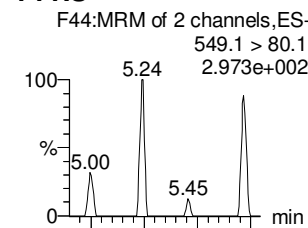
PFDA



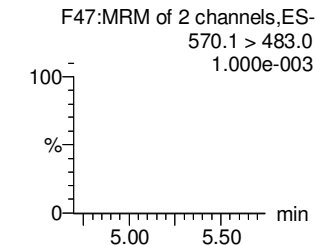
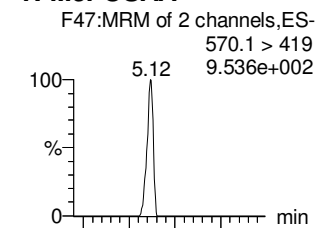
8:2 FTS



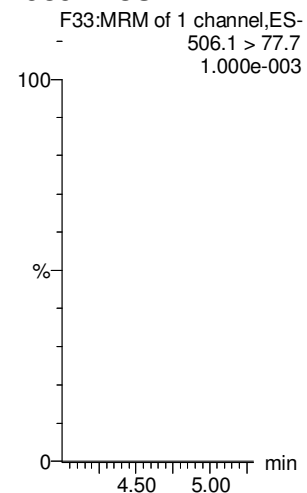
PFNS



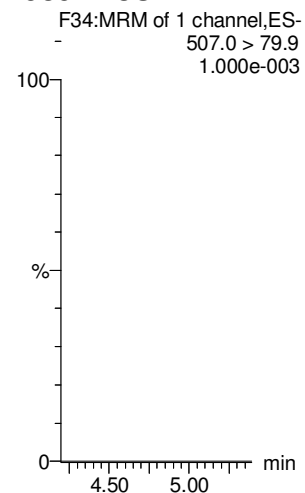
N-MeFOSAA



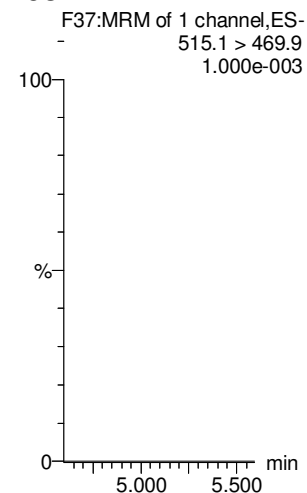
13C8-PFOSA



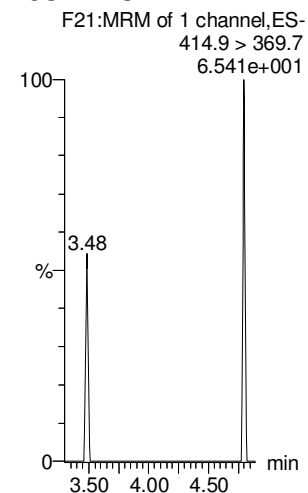
13C8-PFOS



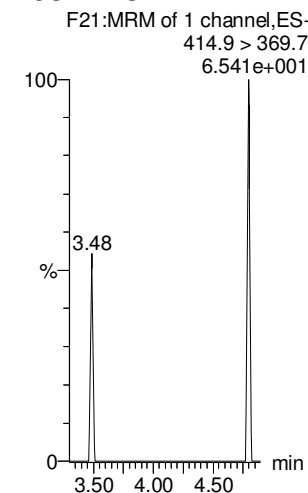
13C2-PFDA



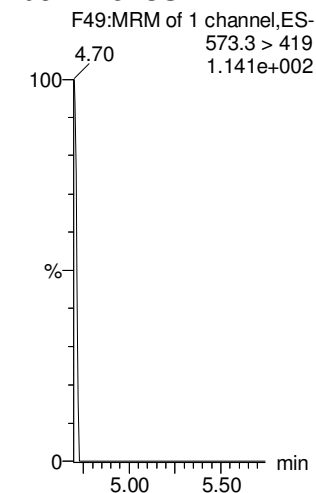
13C2-PFOA



13C2-PFOA



d3-N-MeFOSAA



Dataset: Untitled

Last Altered: Friday, February 23, 2018 12:10:10 Pacific Standard Time

Printed: Friday, February 23, 2018 12:10:19 Pacific Standard Time

Name: 180222M1_12, Date: 22-Feb-2018, Time: 16:33:27, ID: IPA, Description: IPA

N-EtFOSAA

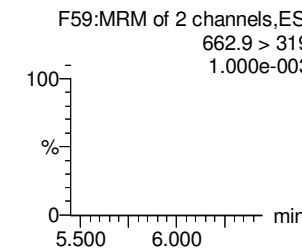
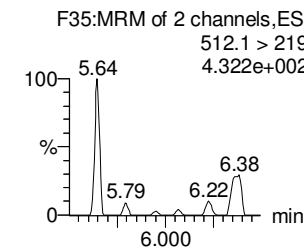
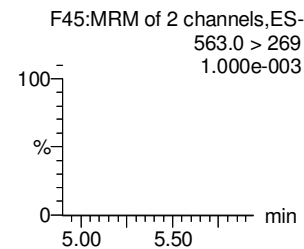
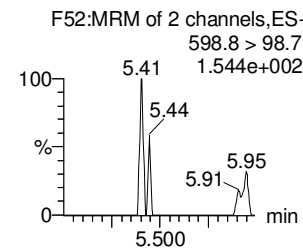
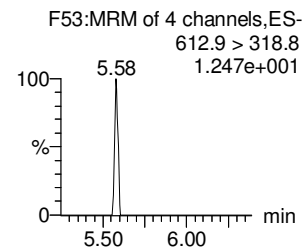
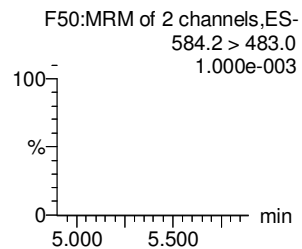
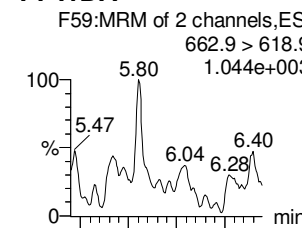
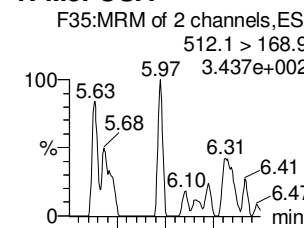
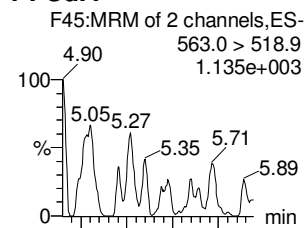
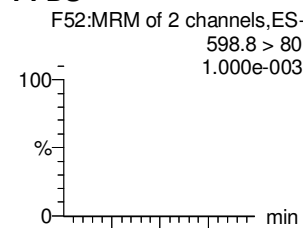
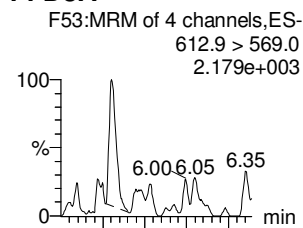
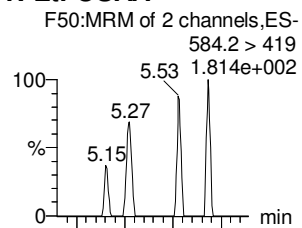
PFDoA

PFDS

PFUdA

N-MeFOSA

PFTrDA



d5-N-EtFOSAA

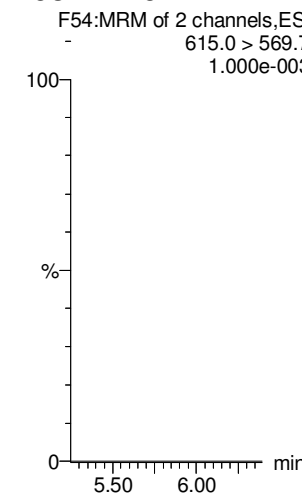
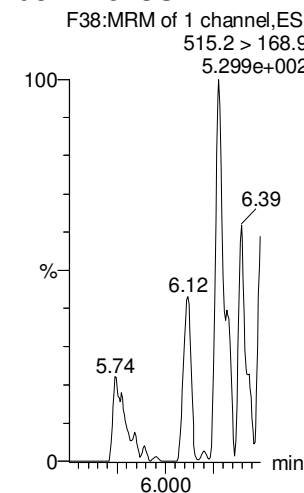
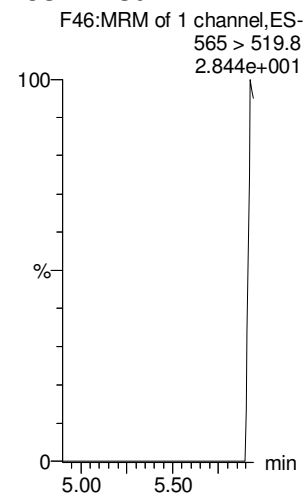
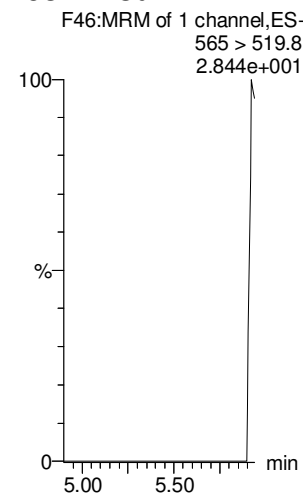
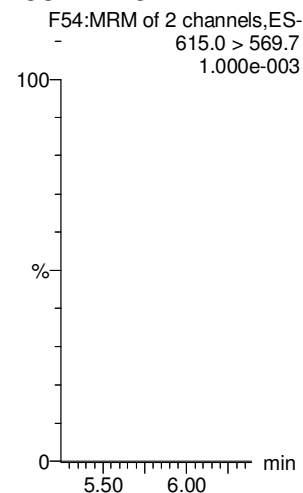
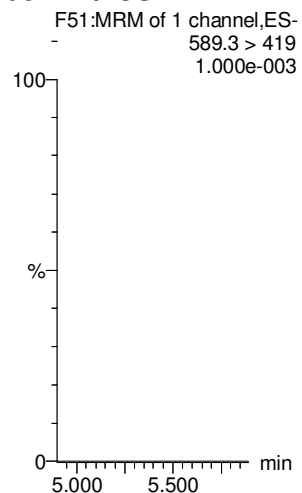
13C2-PFDoA

13C2-PFUdA

13C2-PFUdA

d3-N-MeFOSA

13C2-PFDoA



Dataset: Untitled

Last Altered: Friday, February 23, 2018 12:10:10 Pacific Standard Time

Printed: Friday, February 23, 2018 12:10:19 Pacific Standard Time

Name: 180222M1_12, Date: 22-Feb-2018, Time: 16:33:27, ID: IPA, Description: IPA

PFTeDA

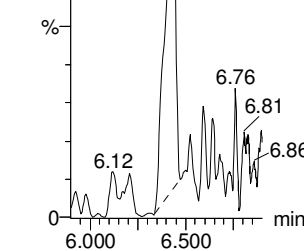
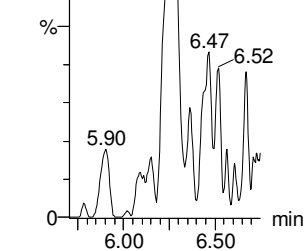
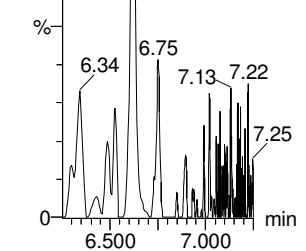
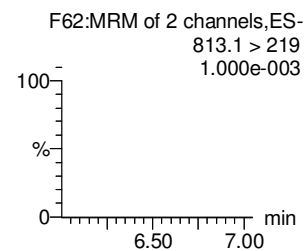
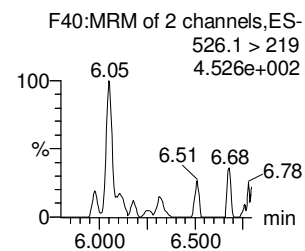
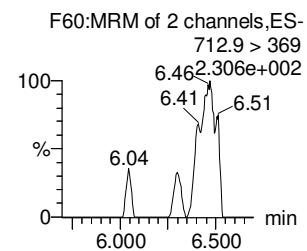
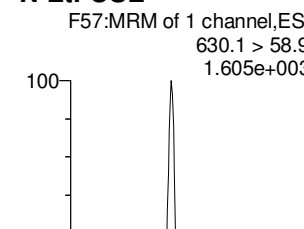
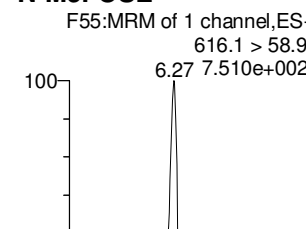
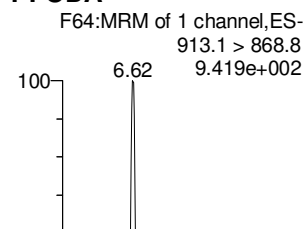
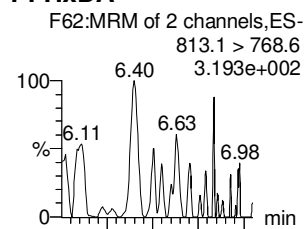
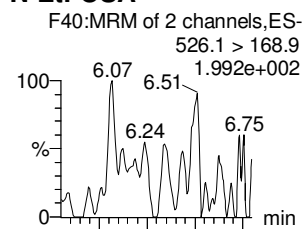
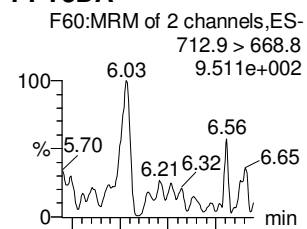
N-EtFOSA

PFHxDA

PFODA

N-MeFOSE

N-EtFOSE



13C2-PFTeDA

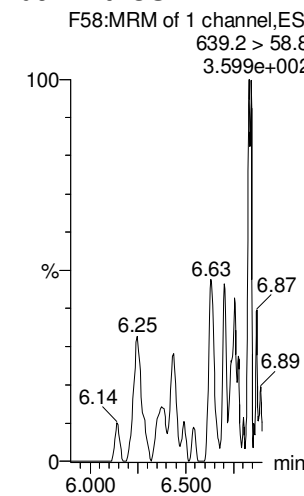
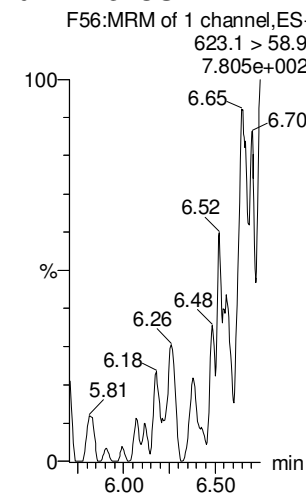
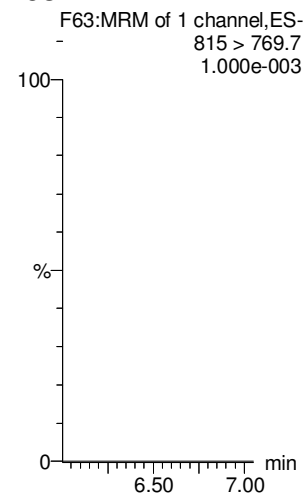
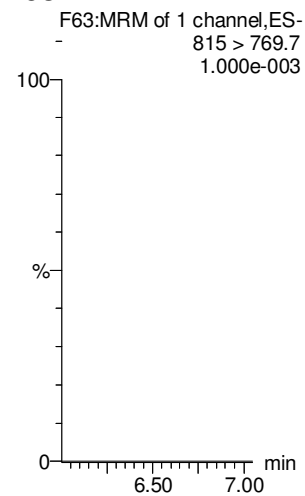
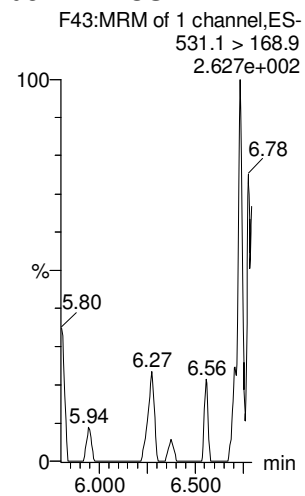
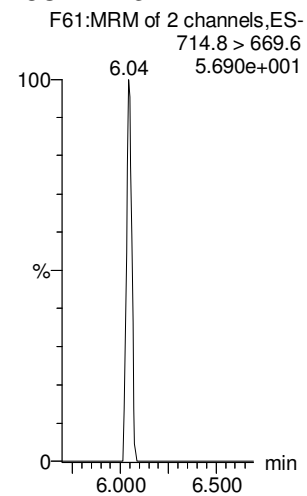
d5-N-ETFOSA

13C2-PFHxDA

13C2-PFHxDA

d7-N-MeFOSE

d9-N-EtFOSE



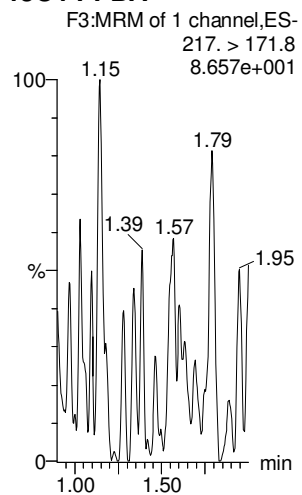
Dataset: Untitled

Last Altered: Friday, February 23, 2018 12:10:10 Pacific Standard Time

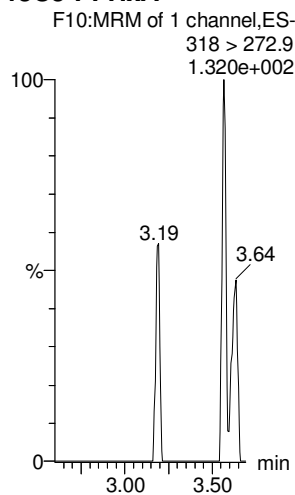
Printed: Friday, February 23, 2018 12:10:19 Pacific Standard Time

Name: 180222M1_12, Date: 22-Feb-2018, Time: 16:33:27, ID: IPA, Description: IPA

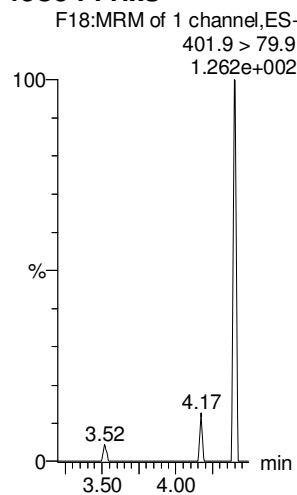
13C4-PFBA



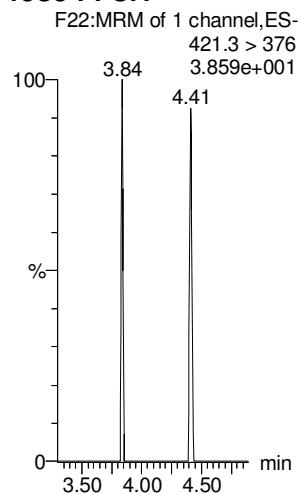
13C5-PFHxA



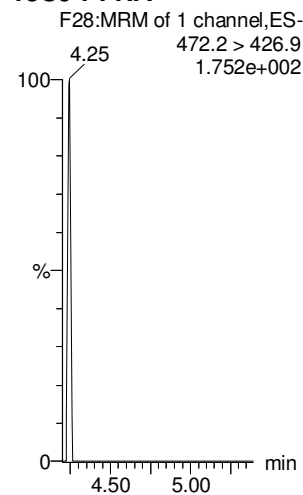
13C3-PFHxS



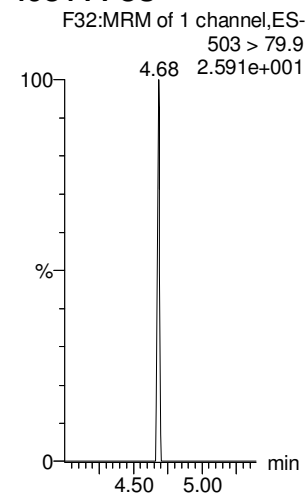
13C8-PFOA



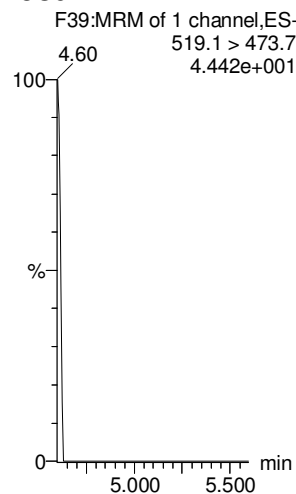
13C9-PFNA



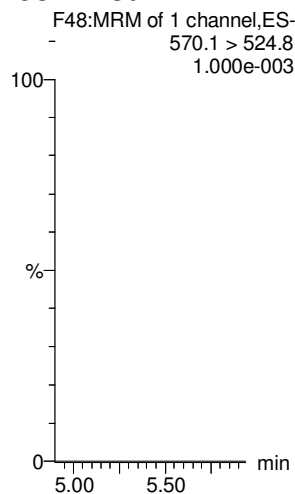
13C4-PFOS



13C6-PFDA



13C7-PFUdA



LC Calibration Standards Review Checklist Q4

Calibration ID:	ION Ratio	Concentration	C-Cals Name	Sign Date	Correct I-Cal	Manual Integrations	
ST180222M1-11 LMH	<input checked="" type="checkbox"/>	<input checked="" type="checkbox"/>	<input checked="" type="checkbox"/>	<input checked="" type="checkbox"/>	<input checked="" type="checkbox"/>	<input checked="" type="checkbox"/>	<input checked="" type="checkbox"/>
-12 LMH	<input type="checkbox"/>	<input checked="" type="checkbox"/>	<input checked="" type="checkbox"/>	<input checked="" type="checkbox"/>	<input checked="" type="checkbox"/>	<input checked="" type="checkbox"/>	<input type="checkbox"/>
-13 LMH	<input type="checkbox"/>	<input checked="" type="checkbox"/>	<input checked="" type="checkbox"/>	<input checked="" type="checkbox"/>	<input checked="" type="checkbox"/>	<input checked="" type="checkbox"/>	<input type="checkbox"/>
-14 LMH	<input type="checkbox"/>	<input checked="" type="checkbox"/> (A)	<input checked="" type="checkbox"/>	<input checked="" type="checkbox"/>	<input checked="" type="checkbox"/>	<input checked="" type="checkbox"/>	<input type="checkbox"/>
-15 LMH	<input type="checkbox"/>	<input checked="" type="checkbox"/> (B)	<input checked="" type="checkbox"/>	<input checked="" type="checkbox"/>	<input checked="" type="checkbox"/>	<input checked="" type="checkbox"/>	<input type="checkbox"/>
-16 LMH	<input type="checkbox"/>	<input checked="" type="checkbox"/> (C)	<input checked="" type="checkbox"/>	<input checked="" type="checkbox"/>	<input checked="" type="checkbox"/>	<input checked="" type="checkbox"/>	<input type="checkbox"/>
-17 LMH	<input checked="" type="checkbox"/>	<input checked="" type="checkbox"/>	<input checked="" type="checkbox"/>	<input checked="" type="checkbox"/>	<input checked="" type="checkbox"/>	<input checked="" type="checkbox"/>	<input checked="" type="checkbox"/>
LMH	<input type="checkbox"/>	<input type="checkbox"/>	<input type="checkbox"/>	<input type="checkbox"/>	<input type="checkbox"/>	<input type="checkbox"/>	<input type="checkbox"/>
LMH	<input type="checkbox"/>	<input type="checkbox"/>	<input type="checkbox"/>	<input type="checkbox"/>	<input type="checkbox"/>	<input type="checkbox"/>	<input type="checkbox"/>
LMH	<input type="checkbox"/>	<input type="checkbox"/>	<input type="checkbox"/>	<input type="checkbox"/>	<input type="checkbox"/>	<input type="checkbox"/>	<input type="checkbox"/>

Full Mass Cal. Date: 12/27/17

Run Log Present:

of Samples per Sequence Checked:

Instrument Blank Saved 180222M

IIS Area Saved 180222M1

Reviewed By: JA. 02/23/2018
Initials/Date

Comments:

(A) 6.2 FTS >130%.

(B) PFHxDA >130%, PFHxDA < 70%.

(C) PFHxDA < 70%.

Dataset: F:\Projects\PFAS.PRO\Results\180222M1\180222M1-27.qld

Last Altered: Friday, February 23, 2018 11:09:57 Pacific Standard Time
Printed: Friday, February 23, 2018 13:36:06 Pacific Standard Time

✓ JA.
02/23/2018

Method: F:\Projects\PFAS.PRO\MethDB\PFAS_FULL_80C_022218.mdb 23 Feb 2018 08:58:55

Calibration: F:\Projects\PFAS.PRO\CurveDB\C18_VAL-PFAS_Q4_02-22-18-FULL.cdb 23 Feb 2018 10:57:03

Name: 180222M1_27, Date: 22-Feb-2018, Time: 19:25:36, ID: ST180222M1-11 PFC CS3 18B0815, Description: PFC CS3 18B0815

#	Name	Trace	Area	IS Area	RRF	Pred.RT	RT	y Axis Resp.	Conc.	%Rec	Recovery	Out
1	1 PFBA	213.0 > 168.8	7.23e3	7.49e3		1.46	1.30	12.1	10.3	102.7		NO
2	2 PFPeA	263.1 > 218.9	1.10e4	1.31e4		2.42	2.25	10.5	10.5	104.9		NO
3	3 PFBS	299.0 > 79.7	2.60e3	1.80e3		2.60	2.53	18.0	9.48	94.8		NO
4	4 4:2 FTS	327.2>307.2	2.30e3	1.80e3		3.00	2.93	16.0	9.84	98.4		NO
5	5 PFHxA	313.2 > 268.9	1.24e4	4.28e3		3.19	3.02	14.5	9.71	97.1		NO
6	6 PFPeS	349.1>80.1	2.76e3	1.80e3		3.39	3.22	19.1	10.1	101.0		NO
7	7 PFHpA	363.0 > 318.9	1.12e4	1.10e4		3.81	3.64	12.7	9.53	95.3		NO
8	8 L-PFHxS	398.9 > 79.6	1.94e3	1.21e3		3.85	3.79	19.9	10.9	109.1		NO
9	10 6:2 FTS	427.1 > 407	2.99e3	1.57e4		4.28	4.10	2.38	9.73	97.3		NO
10	11 L-PFOA	413 > 368.7	1.25e4	1.57e4		4.22	4.16	9.96	10.7	107.1		NO
11	13 PFHpS	449 > 80.0	3.44e3	1.57e4		4.44	4.27	2.74	11.7	117.2		NO
12	14 PFNA	463.0 > 418.8	1.37e4	1.28e4		4.76	4.59	13.4	10.7	106.8		NO
13	15 PFOSA	498.1 > 77.8	3.48e3	3.89e3		4.83	4.65	11.2	10.2	102.2		NO
14	16 L-PFOS	499 > 79.9	2.88e3	3.85e3		4.74	4.67	9.34	8.30	83.0		NO
15	18 PFDA	513 > 468.8	1.57e4	1.47e4		5.14	4.96	13.4	10.4	104.0		NO
16	19 8:2 FTS	527 > 506.9	3.07e3	1.57e4		5.12	4.93	2.44	10.9	109.5		NO
17	20 PFNS	549.1>80.1	2.38e3	3.85e3		5.08	5.03	7.72	9.03	90.3		NO
18	21 N-MeFOSAA	570.1 > 419	7.00e3	6.27e3		5.29	5.12	14.0	9.98	99.8		NO
19	22 N-EiFOSAA	584.2 > 419	5.87e3	6.65e3		5.45	5.27	11.0	9.82	98.2		NO
20	23 PFUdA	563.0 > 518.9	1.24e4	1.40e4		5.46	5.29	11.1	10.8	107.8		NO
21	24 PFDS	598.8 > 80	3.60e3	1.40e4		5.51	5.33	3.22	12.3	123.2		NO
22	25 PFDaA	612.9 > 569.0	1.25e4	1.39e4		5.74	5.57	11.3	9.42	94.2		NO
23	26 N-MeFOSA	512.1 > 168.9	7.44e3	1.99e4		5.84	5.69	56.2	61.1	122.1		NO
24	27 PFTTrDA	662.9 > 618.9	1.66e4	1.39e4		5.98	5.82	14.9	9.81	98.1		NO
25	28 PFTeDA	712.9 > 668.8	1.03e4	5.45e3		6.20	6.04	23.7	10.3	102.6		NO
26	29 N-EiFOSA	526.1 > 168.9	1.01e4	3.05e4		6.22	6.12	49.6	53.4	106.8		NO
27	30 PFHxDA	813.1 > 768.6	5.41e3	4.36e3		6.51	6.38	6.20	8.27	82.7		NO
28	31 PFOA	913.1 > 868.8	7.50e3	4.36e3		6.74	6.62	8.59	10.1	101.3		NO
29	32 N-MeFOSE	616.1 > 58.9	8.50e3	2.42e4		6.31	6.28	52.6	50.2	100.3		NO
30	33 N-EiFOSE	630.1 > 58.9	1.32e4	3.07e4		6.45	6.43	64.5	53.0	106.1		NO
31	34 13C3-PFBA	216.1 > 171.8	7.49e3	8.96e3	0.906	1.46	1.30	10.4	11.5	92.2		NO

2
on 2/23/18

dm
2/23/18

Dataset: F:\Projects\PFAS.PRO\Results\180222M1\180222M1-27.qld

Last Altered: Friday, February 23, 2018 11:09:57 Pacific Standard Time

Printed: Friday, February 23, 2018 13:36:06 Pacific Standard Time

Name: 180222M1_27, Date: 22-Feb-2018, Time: 19:25:36, ID: ST180221M1-11 PFC CS3 18B0815, Description: PFC CS3 18B0815

#	Name	Trace	Area	IS Area	RRF	Pred.RT	RT	y Axis Resp.	Conc.	%Rec	Recovery	Out
32	35	13C3-PFPeA	266. > 221.8	1.31e4	1.50e4	0.917	2.42	2.25	10.9	11.9	95.2	NO
33	36	13C3-PFBS	302. > 98.8	1.80e3	1.50e4	0.120	2.69	2.53	1.50	12.5	99.7	NO
34	37	13C2-PFHxA	315 > 269.8	4.28e3	1.50e4	0.760	3.19	3.03	3.56	4.68	93.7	NO
35	38	13C4-PFHpA	367.2 > 321.8	1.10e4	1.50e4	0.729	3.81	3.64	9.17	12.6	100.5	NO
36	39	18O2-PFHxS	403.0 > 102.6	1.21e3	3.51e3	0.367	3.96	3.78	4.33	11.8	94.3	NO
37	40	13C2-PFOA	414.9 > 369.7	1.57e4	1.28e4	1.225	4.33	4.16	15.4	12.6	100.6	NO
38	41	13C5-PFNA	468.2 > 422.9	1.28e4	1.60e4	0.936	4.76	4.59	9.99	10.7	85.4	NO
39	42	13C8-PFOA	506.1 > 77.7	3.89e3	1.57e4	0.235	4.83	4.65	3.10	13.2	105.6	NO
40	43	13C8-PFOS	507.0 > 79.9	3.85e3	3.70e3	1.018	4.84	4.67	13.0	12.8	102.2	NO
41	44	13C2-PFDA	515.1 > 469.9	1.47e4	1.48e4	0.977	5.14	4.96	12.5	12.8	102.1	NO
42	45	d3-N-MeFOSAA	573.3 > 419	6.27e3	1.57e4	0.405	5.29	5.11	5.00	12.4	98.9	NO
43	46	d5-N-EtFOSAA	589.3 > 419	6.65e3	1.57e4	0.419	5.45	5.26	5.30	12.7	101.3	NO
44	47	13C2-PFUdA	565 > 519.8	1.40e4	1.57e4	1.045	5.46	5.29	11.1	10.7	85.3	NO
45	48	13C2-PFDoA	615.0 > 569.7	1.39e4	1.57e4	0.832	5.74	5.57	11.1	13.3	106.3	NO
46	49	d3-N-MeFOSA	515.2 > 168.9	1.99e4	1.57e4	0.109	5.84	5.72	15.9	146	97.0	NO
47	50	13C2-PFTeDA	714.8 > 669.6	5.45e3	1.57e4	0.313	6.20	6.04	4.35	13.9	110.9	NO
48	51	d5-N-ETFOA	531.1 > 168.9	3.05e4	1.57e4	0.160	6.22	6.13	24.3	152	101.2	NO
49	52	13C2-PFHxDA	815 > 769.7	4.36e3	1.57e4	0.648	6.51	6.38	3.48	5.37	107.4	NO
50	53	d7-N-MeFOSE	623.1 > 58.9	2.42e4	1.57e4	0.150	6.31	6.27	19.3	129	86.2	NO
51	54	d9-N-EtFOSE	639.2 > 58.8	3.07e4	1.57e4	0.142	6.45	6.42	24.5	173	115.3	NO
52	55	13C4-PFBA	217. > 171.8	8.96e3	8.96e3	1.000	1.46	1.30	12.5	12.5	100.0	NO
53	56	13C5-PFHxA	318 > 272.9	1.50e4	1.50e4	1.000	3.19	3.03	12.5	12.5	100.0	NO
54	57	13C3-PFHxS	401.9 > 79.9	3.51e3	3.51e3	1.000	3.96	3.78	12.5	12.5	100.0	NO
55	58	13C8-PFOA	421.3 > 376	1.28e4	1.28e4	1.000	4.33	4.15	12.5	12.5	100.0	NO
56	59	13C9-PFNA	472.2 > 426.9	1.60e4	1.60e4	1.000	4.70	4.59	12.5	12.5	100.0	NO
57	60	13C4-PFOS	503 > 79.9	3.70e3	3.70e3	1.000	4.84	4.67	12.5	12.5	100.0	NO
58	61	13C6-PFDA	519.1 > 473.7	1.48e4	1.48e4	1.000	5.14	4.96	12.5	12.5	100.0	NO
59	62	13C7-PFUdA	570.1 > 524.8	1.57e4	1.57e4	1.000	5.46	5.28	12.5	12.5	100.0	NO

Dataset: Untitled

Last Altered: Friday, February 23, 2018 13:46:24 Pacific Standard Time
 Printed: Friday, February 23, 2018 13:46:39 Pacific Standard Time

Method: F:\Projects\PFAS.PRO\MethDB\PFAS_FULL_80C_022218.mdb 23 Feb 2018 08:58:55
 Calibration: F:\Projects\PFAS.PRO\CurveDB\C18_VAL-PFAS_Q4_02-22-18-FULL.cdb 23 Feb 2018 10:57:03

Compound name: PFBA

	Name	ID	Acq.Date	Acq.Time
1	180222M1_1	IPA	22-Feb-18	14:27:15
2	180222M1_2	ST180222M1-1 PFC CS-2 18B0810	22-Feb-18	14:38:45
3	180222M1_3	ST180222M1-2 PFC CS-1 18B0811	22-Feb-18	14:50:11
4	180222M1_4	ST180222M1-3 PFC CS0 18B0812	22-Feb-18	15:01:42
5	180222M1_5	ST180222M1-4 PFC CS1 18B0813	22-Feb-18	15:13:09
6	180222M1_6	ST180222M1-5 PFC CS2 18B0814	22-Feb-18	15:24:36
7	180222M1_7	ST180222M1-6 PFC CS3 18B0815	22-Feb-18	15:36:03
8	180222M1_8	ST180222M1-7 PFC CS4 18B0816	22-Feb-18	15:47:29
9	180222M1_9	ST180222M1-8 PFC CS5 18B0817	22-Feb-18	15:58:59
10	180222M1_10	ST180222M1-9 PFC CS6 18B0818	22-Feb-18	16:10:28
11	180222M1_11	ST180222M1-10 PFC CS7 18B0819	22-Feb-18	16:21:58
12	180222M1_12	IPA	22-Feb-18	16:33:27
13	180222M1_13	ICV180222M1-1 PFC ICV 18B0809	22-Feb-18	16:44:56
14	180222M1_14	IPA	22-Feb-18	16:56:25
15	180222M1_15	1702096-01@5X 980560360 3	22-Feb-18	17:07:55
16	180222M1_16	B8B0074-BS1 OPR 1	22-Feb-18	17:19:19
17	180222M1_17	1800268-03 WI-AF-SB614P-0102-0118 1.28	22-Feb-18	17:30:45
18	180222M1_18	1800268-05 WI-AF-SB612-0204-0118 1.25	22-Feb-18	17:42:12
19	180222M1_19	1800268-07 WI-AF-SB612-6870-0118 1.3	22-Feb-18	17:53:39
20	180222M1_20	1800268-08 WI-AF-SB613-000H-0118 1.39	22-Feb-18	18:05:07
21	180222M1_21	1800268-09 WI-AF-SB613-0H02-0118 1.34	22-Feb-18	18:16:37
22	180222M1_22	1800268-10 WI-AF-SB613-03H04H-0118 1.2	22-Feb-18	18:28:07
23	180222M1_23	1800268-11 WI-AF-SB613-5657H-0118 1.23	22-Feb-18	18:39:37
24	180222M1_24	1800268-12 WI-AF-SB607-000H-0118 1.06	22-Feb-18	18:51:06
25	180222M1_25	1800268-13 WI-AF-SB607P-000H-0118 1.34	22-Feb-18	19:02:36
26	180222M1_26	IPA 2	22-Feb-18	19:14:05
27	180222M1_27	ST180222M1-11 PFC CS3 18B0815	22-Feb-18	19:25:36
28	180222M1_28	IPA on 2/23/18	22-Feb-18	19:37:02
29	180222M1_29	1800268-14 WI-AF-SB607-0203-0118 1.22	22-Feb-18	19:48:35
30	180222M1_30	1800268-15 WI-AF-SB607-0405-0118 1.01	22-Feb-18	20:00:00
31	180222M1_31	1800268-16 WI-AF-SB607-1011-0118 1.26	22-Feb-18	20:11:27

Dataset: Untitled

Last Altered: Friday, February 23, 2018 13:46:24 Pacific Standard Time

Printed: Friday, February 23, 2018 13:46:39 Pacific Standard Time

Compound name: PFBA

	Name	ID	Acq.Date	Acq.Time
32	180222M1_32	1800268-17 WI-AF-SB610-3940-0118 1.1	22-Feb-18	20:22:53
33	180222M1_33	1800268-18 WI-AF-SB610P-3940-0118 1.22	22-Feb-18	20:34:20
34	180222M1_34	B8B0095-BS1 OPR 0.25	22-Feb-18	20:45:50
35	180222M1_35	B8B0095-BSD1 LCSD 0.25	22-Feb-18	20:57:17
36	180222M1_36	B8B0095-BLK1 Method Blank 0.25	22-Feb-18	21:08:47
37	180222M1_37	1800273-05RE1 MCA-EB-02 0.24963	22-Feb-18	21:20:16
38	180222M1_38	1800279-01RE1 REEPDW150 0.11792	22-Feb-18	21:31:46
39	180222M1_39	1800294-03 GW1802071620AB 0.25388	22-Feb-18	21:43:15
40	180222M1_40	B8B0106-BS1 OPR 0.25	22-Feb-18	21:54:45
41	180222M1_41	B8B0106-BSD1 LCSD 0.25	22-Feb-18	22:06:12
42	180222M1_42	B8B0106-BLK1 Method Blank 0.25	22-Feb-18	22:17:42
43	180222M1_43	1800305-01 REEPDW164 0.11246	22-Feb-18	22:29:11
44	180222M1_44	1800305-02 REEPDW165 0.11853	22-Feb-18	22:40:41
45	180222M1_45	IPA	22-Feb-18	22:52:11
46	180222M1_46	ST180222M1-12 PFC CS3 18B0815	22-Feb-18	23:03:38
47	180222M1_47	IPA <i>am 2/23/18</i>	22-Feb-18	23:15:08
48	180222M1_48	1800305-03 REEPDW166 0.11597	22-Feb-18	23:26:35
49	180222M1_49	1800305-04 REEPDW167 0.09912	22-Feb-18	23:38:05
50	180222M1_50	1800305-05 REEPDW168 0.11911	22-Feb-18	23:49:32
51	180222M1_51	1800305-06 REEPDW169 0.11678	23-Feb-18	00:01:01
52	180222M1_52	1800305-07 REEPDW170 0.1136	23-Feb-18	00:12:31
53	180222M1_53	1800305-08 REEPDW516 0.12039	23-Feb-18	00:23:58
54	180222M1_54	1800305-09 REEPDW171 0.1205	23-Feb-18	00:35:28
55	180222M1_55	1800305-10 REEPDW172 0.11734	23-Feb-18	00:46:55
56	180222M1_56	1800305-11 REEPDW173 0.11855	23-Feb-18	00:58:22
57	180222M1_57	IPA	23-Feb-18	01:09:49
58	180222M1_58	ST180222M1-13 PFC CS3 18B0815	23-Feb-18	01:21:16
59	180222M1_59	IPA <i>am 2/23/18</i>	23-Feb-18	01:32:45
60	180222M1_60	B8B0036-BS1 OPR 1	23-Feb-18	01:44:15
61	180222M1_61	B8B0036-BLK1 Method Blank 1	23-Feb-18	01:55:45
62	180222M1_62	B8B0036-MS1 Matrix Spike 1.36	23-Feb-18	02:07:06
63	180222M1_63	B8B0036-MSD1 Matrix Spike Dup 1.45	23-Feb-18	02:18:33
64	180222M1_64	1800177-01 YEAGR-01-SB01-00-02 1.23	23-Feb-18	02:30:00
65	180222M1_65	1800177-02 YEAGR-01-SB02-00-02 1.16	23-Feb-18	02:41:29

Dataset: Untitled

Last Altered: Friday, February 23, 2018 13:46:24 Pacific Standard Time

Printed: Friday, February 23, 2018 13:46:39 Pacific Standard Time

Compound name: PFBA

	Name	ID	Acq.Date	Acq.Time
66	180222M1_66	1800177-03 YEAGR-01-SB03-00-02 1.15	23-Feb-18	02:52:58
67	180222M1_67	IPA	23-Feb-18	03:04:28
68	180222M1_68	ST180222M1-14 PFC CS0 18B0812	23-Feb-18	03:15:55
69	180222M1_69	IPA	23-Feb-18	03:27:24
70	180222M1_70	1800177-04 YEAGR-01-SB03-08-10 1.15	23-Feb-18	03:38:53
71	180222M1_71	1800177-05 YEAGR-06-SD01-0-0.5 1.49	23-Feb-18	03:50:23
72	180222M1_72	1800177-07 YEAGR-09-SB01-00-02 1.15	23-Feb-18	04:01:50
73	180222M1_73	1800177-08 YEAGR-09-SB01-08-10 1.16	23-Feb-18	04:13:17
74	180222M1_74	1800177-09 YEAGR-09-SB02-00-02 1.14	23-Feb-18	04:24:43
75	180222M1_75	1800177-10 YEAGR-09-SB02-08-10 1.18	23-Feb-18	04:36:10
76	180222M1_76	1800177-11 YEAGR-09-SB03-01-03 1.32	23-Feb-18	04:47:39
77	180222M1_77	1800177-12 YEAGR-09-SB03-08-10 1.12	23-Feb-18	04:59:06
78	180222M1_78	1800195-01 PITTS-22-SB03-0-2 1.13	23-Feb-18	05:10:36
79	180222M1_79	1800195-02 PITTS-22-SB03-6-8 1.15	23-Feb-18	05:22:06
80	180222M1_80	IPA	23-Feb-18	05:33:33
81	180222M1_81	ST180222M1-15 PFC CS3 18B0815	23-Feb-18	05:45:03
82	180222M1_82	IPA <i>on 2/23/18</i>	23-Feb-18	05:56:32
83	180222M1_83	1800195-12 PITTS-SO-DUP06-011918 1.18	23-Feb-18	06:08:02
84	180222M1_84	1800195-13 PITTS-22-SB01-0-2 1.14	23-Feb-18	06:19:32
85	180222M1_85	1800195-14 PITTS-22-SB01-5-7 1.14	23-Feb-18	06:30:58
86	180222M1_86	1800195-15 PITTS-22-SB02-0-2 1.14	23-Feb-18	06:42:28
87	180222M1_87	1800195-16 PITTS-22-SB02-4-6 1.17	23-Feb-18	06:53:58
88	180222M1_88	1800195-17 PITTS-23-SB03-0-2 1.16	23-Feb-18	07:05:25
89	180222M1_89	1800195-18 PITTS-23-SB03-5-6 1.16	23-Feb-18	07:16:55
90	180222M1_90	B8B0071-BS1 OPR 0.125	23-Feb-18	07:28:22
91	180222M1_91	B8B0071-BLK1 Method Blank 0.125	23-Feb-18	07:39:52
92	180222M1_92	B8B0071-MS1 Matrix Spike 0.11146	23-Feb-18	07:51:19
93	180222M1_93	B8B0071-MSD1 Matrix Spike Dup 0.11331	23-Feb-18	08:02:49
94	180222M1_94	1800284-01 OF-RW65-0218 0.10925	23-Feb-18	08:14:18
95	180222M1_95	1800284-02 OF-RW65P-0218 0.11249	23-Feb-18	08:25:48
96	180222M1_96	1800284-03 OF-FB65-0218 0.11816	23-Feb-18	08:37:17
97	180222M1_97	1800284-04 OF-RW49-0218 0.11012	23-Feb-18	08:48:47
98	180222M1_98	1800284-05 OF-FB49-0218 0.1157	23-Feb-18	09:00:16
99	180222M1_99	IPA	23-Feb-18	09:11:45

Dataset: Untitled

Last Altered: Friday, February 23, 2018 13:46:24 Pacific Standard Time

Printed: Friday, February 23, 2018 13:46:39 Pacific Standard Time

Compound name: PFBA

	Name	ID	Acq.Date	Acq.Time
100	180222M1_100	ST180222M1-16 PFC CS3 18B0815	23-Feb-18	09:23:15
101	180222M1_101	IPA <i>on 2/23/18</i>	23-Feb-18	09:34:44
102	180222M1_102	1800284-06 OF-RW41-0218 0.11145	23-Feb-18	09:46:11
103	180222M1_103	1800284-07 OF-FB41-0218 0.11326	23-Feb-18	09:57:38
104	180222M1_104	1800284-08 OF-RW11-0218 0.11113	23-Feb-18	10:09:05
105	180222M1_105	1800284-09 OF-FB11-0218 0.1129	23-Feb-18	10:20:35
106	180222M1_106	1800284-10 OF-RW25-0218 0.11538	23-Feb-18	10:32:04
107	180222M1_107	1800284-11 OF-FB25-0218 0.11705	23-Feb-18	10:43:34
108	180222M1_108	1800284-12 OF-RW12-0218 0.11375	23-Feb-18	10:55:03
109	180222M1_109	1800284-13 OF-FB12-0218 0.11329	23-Feb-18	11:06:33
110	180222M1_110	1800284-14 OF-RW09-0218 0.10888	23-Feb-18	11:18:03
111	180222M1_111	1800284-15 OF-FB09-0218 0.11462	23-Feb-18	11:29:32
112	180222M1_112	1800284-16 OF-RW31-0218 0.11398	23-Feb-18	11:41:02
113	180222M1_113	1800284-17 OF-FB31-0218 0.11726	23-Feb-18	11:52:29
114	180222M1_114	B8B0072-BS1 OPR 1	23-Feb-18	12:03:58
115	180222M1_115	B8B0072-BLK1 Method Blank 1	23-Feb-18	12:15:27
116	180222M1_116	1800205-01 PFAS in Soil, 462, Soil 101 1.04	23-Feb-18	12:26:58
117	180222M1_117	1800179-07 YEAGR-04-SB02-08-10 1.11	23-Feb-18	12:38:27
118	180222M1_118	IPA <i>2 7</i>	23-Feb-18	12:49:57
119	180222M1_119	ST180222M1-17 PFC CS3 18B0815	23-Feb-18	13:01:25
120	180222M1_120	IPA <i>on 2/23/18</i>	23-Feb-18	13:12:55

Dataset: F:\Projects\PFAS.PRO\Results\180222M1\180222M1-27.qld

Last Altered: Friday, February 23, 2018 11:09:57 Pacific Standard Time

Printed: Friday, February 23, 2018 13:36:06 Pacific Standard Time

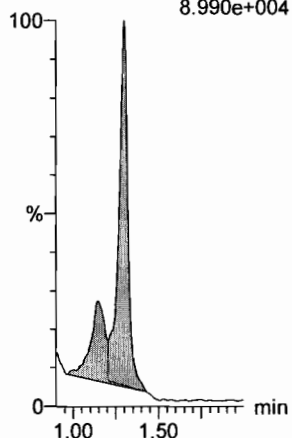
Method: F:\Projects\PFAS.PRO\MethDB\PFAS_FULL_80C_022218.mdb 23 Feb 2018 08:58:55

Calibration: F:\Projects\PFAS.PRO\CurveDB\C18_VAL-PFAS_Q4_02-22-18-FULL.cdb 23 Feb 2018 10:57:03

Name: 180222M1_27, Date: 22-Feb-2018, Time: 19:25:36, ID: ST180222²M1-11 PFC CS3 18B0815, Description: PFC CS3 18B0815
Am 2/23/18

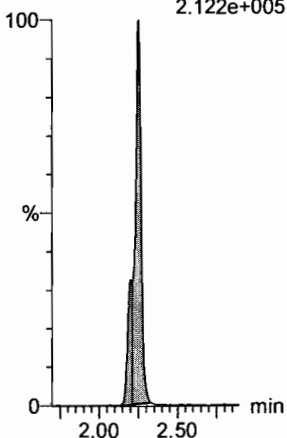
PFBA

F1:MRM of 1 channel,ES-
213.0 > 168.8
8.990e+004



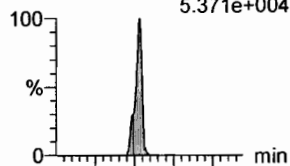
PFPeA

F4:MRM of 1 channel,ES-
263.1 > 218.9
2.122e+005

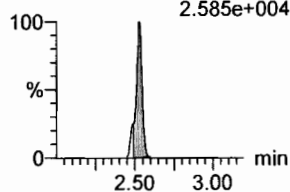


PFBS

F6:MRM of 2 channels,ES-
299.0 > 79.7
5.371e+004

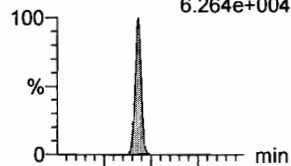


F6:MRM of 2 channels,ES-
299.0 > 99.0
2.585e+004

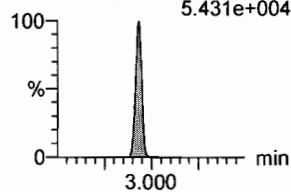


4:2 FTS

F11:MRM of 2 channels,ES-
327.2 > 307.2
6.264e+004

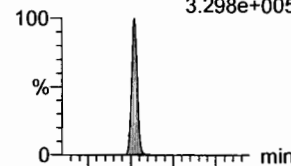


F11:MRM of 2 channels,ES-
327.2 > 81.1
5.431e+004

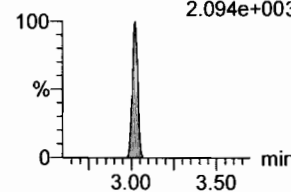


PFHxA

F8:MRM of 2 channels,ES-
313.2 > 268.9
3.298e+005

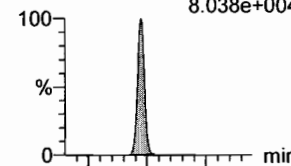


F8:MRM of 2 channels,ES-
313.2 > 119
2.094e+003

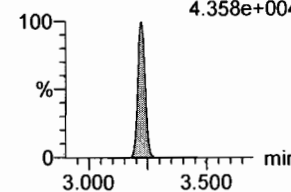


PFPeS

F14:MRM of 2 channels,ES-
349.1 > 80.1
8.038e+004

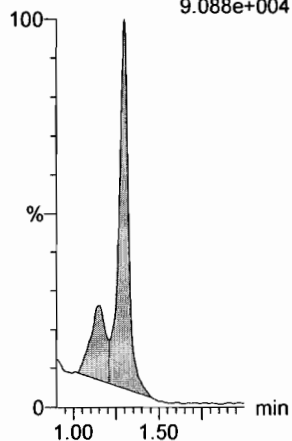


F14:MRM of 2 channels,ES-
349.1 > 99
4.358e+004



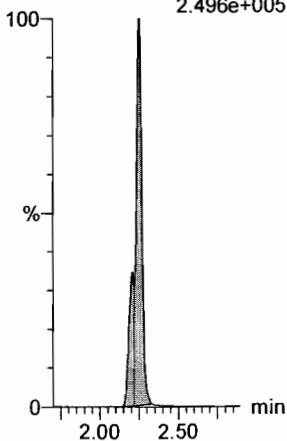
13C3-PFBA

F2:MRM of 1 channel,ES-
216.1 > 171.8
9.088e+004



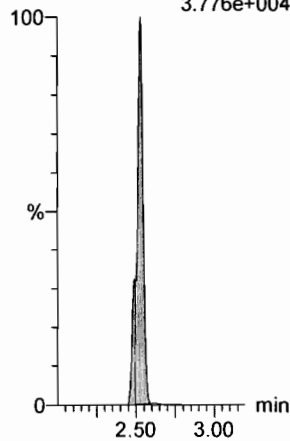
13C3-PFPeA

F5:MRM of 1 channel,ES-
266. > 221.8
2.496e+005



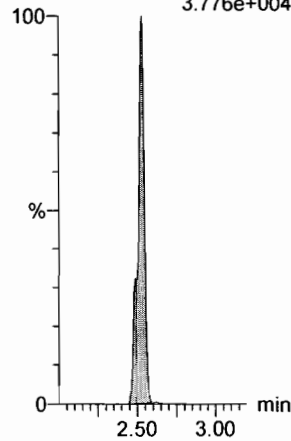
13C3-PFBS

F7:MRM of 1 channel,ES-
302. > 98.8
3.776e+004



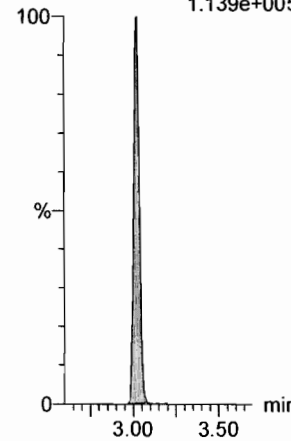
13C3-PFBS

F7:MRM of 1 channel,ES-
302. > 98.8
3.776e+004



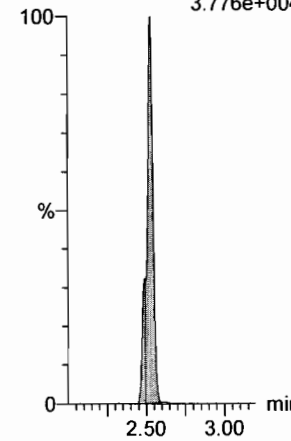
13C2-PFHxA

F9:MRM of 1 channel,ES-
315 > 269.8
1.139e+005



13C3-PFBS

F7:MRM of 1 channel,ES-
302. > 98.8
3.776e+004



Dataset: F:\Projects\PFAS.PRO\Results\180222M1\180222M1-27.qld

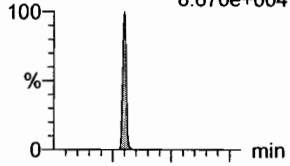
Last Altered: Friday, February 23, 2018 11:09:57 Pacific Standard Time

Printed: Friday, February 23, 2018 13:36:06 Pacific Standard Time

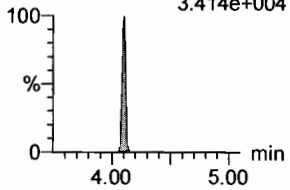
Name: 180222M1_27, Date: 22-Feb-2018, Time: 19:25:36, ID: ST180221M1-11 PFC CS3 18B0815, Description: PFC CS3 18B0815

6:2 FTS

F23:MRM of 2 channels,ES-
427.1 > 407
8.670e+004

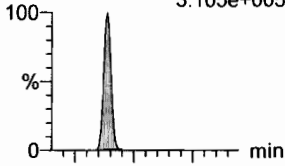


F23:MRM of 2 channels,ES-
427.1 > 80
3.414e+004

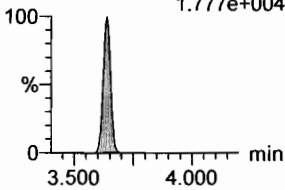


PFHpA

F15:MRM of 2 channels,ES-
363.0 > 318.9
3.105e+005

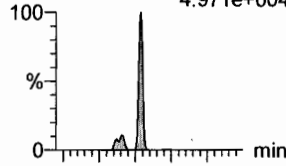


F15:MRM of 2 channels,ES-
363.0 > 169.0
1.777e+004

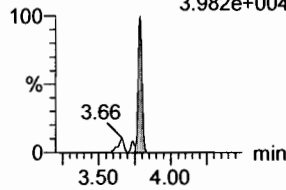


L-PFHxS

F17:MRM of 2 channels,ES-
398.9 > 79.6
4.971e+004

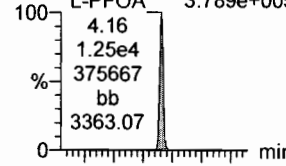


F17:MRM of 2 channels,ES-
398.9 > 99.0
3.982e+004

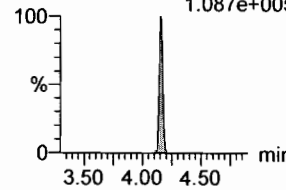


L-PFOA

F20:MRM of 2 channels,ES-
413 > 368.7
3.789e+005

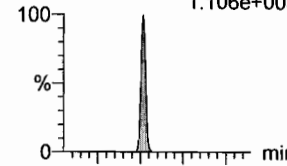


F20:MRM of 2 channels,ES-
413 > 169
1.087e+005

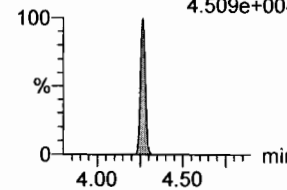


PFHpS

F25:MRM of 2 channels,ES-
449 > 80.0
1.106e+005

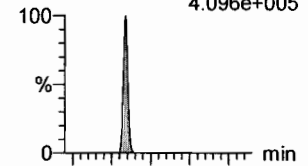


F25:MRM of 2 channels,ES-
449 > 98.7
4.509e+004

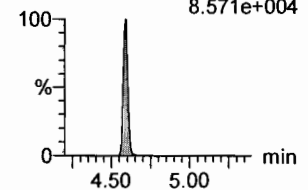


PFNA

F26:MRM of 2 channels,ES-
463.0 > 418.8
4.096e+005

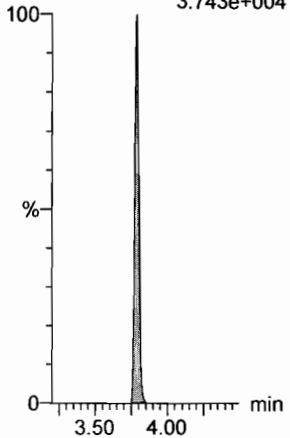


F26:MRM of 2 channels,ES-
463.0 > 219.0
8.571e+004



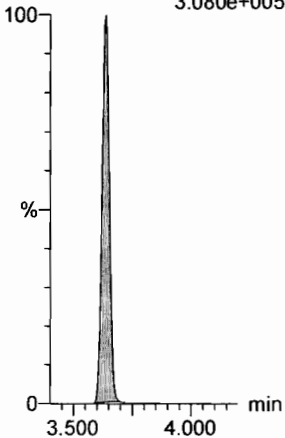
1802-PFHxS

F19:MRM of 1 channel,ES-
403.0 > 102.6
3.743e+004



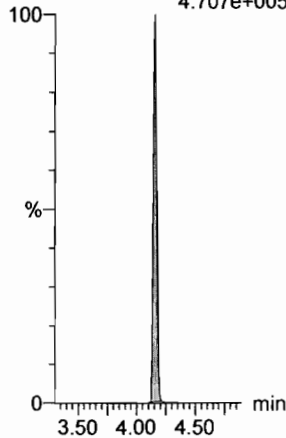
13C4-PFHpA

F16:MRM of 1 channel,ES-
367.2 > 321.8
3.080e+005



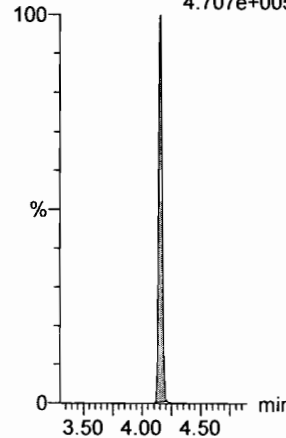
13C2-PFOA

F21:MRM of 1 channel,ES-
414.9 > 369.7
4.707e+005



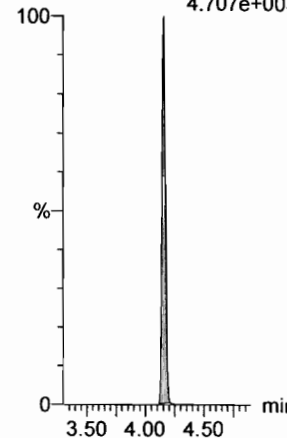
13C2-PFOA

F21:MRM of 1 channel,ES-
414.9 > 369.7
4.707e+005



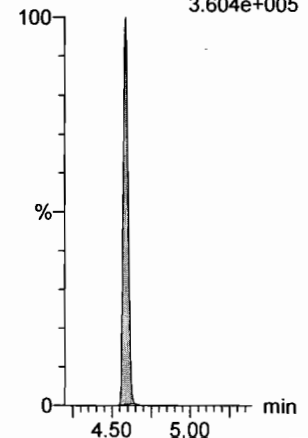
13C2-PFOA

F21:MRM of 1 channel,ES-
414.9 > 369.7
4.707e+005



13C5-PFNA

F27:MRM of 1 channel,ES-
468.2 > 422.9
3.604e+005



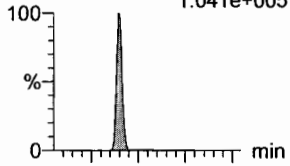
Dataset: F:\Projects\PFAS.PRO\Results\180222M1\180222M1-27.qld

Last Altered: Friday, February 23, 2018 11:09:57 Pacific Standard Time
Printed: Friday, February 23, 2018 13:36:06 Pacific Standard Time

Name: 180222M1_27, Date: 22-Feb-2018, Time: 19:25:36, ID: ST180221M1-11 PFC CS3 18B0815, Description: PFC CS3 18B0815

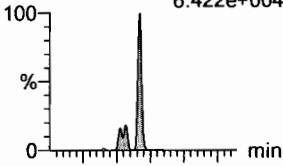
PFOSA

F29:MRM of 4 channels,ES-
498.1 > 77.8
1.041e+005



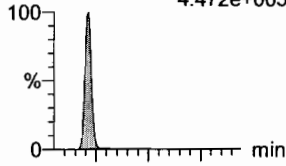
L-PFOS

F31:MRM of 2 channels,ES-
499 > 79.9
6.422e+004



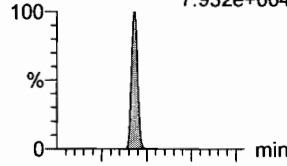
PFDA

F36:MRM of 2 channels,ES-
513 > 468.8
4.472e+005



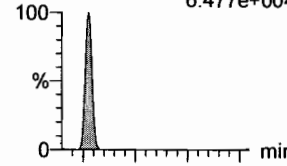
8:2 FTS

F41:MRM of 2 channels,ES-
527 > 506.9
7.932e+004



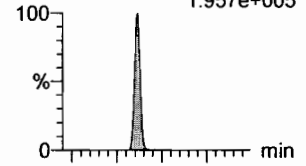
PFNS

F44:MRM of 2 channels,ES-
549.1 > 80.1
6.477e+004

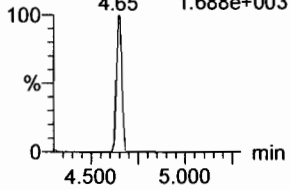


N-MeFOSAA

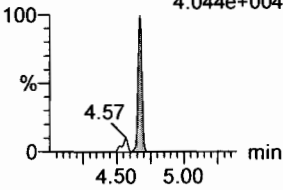
F47:MRM of 2 channels,ES-
570.1 > 419
1.957e+005



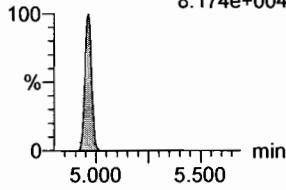
F29:MRM of 4 channels,ES-
498.1 > 478
1.688e+003



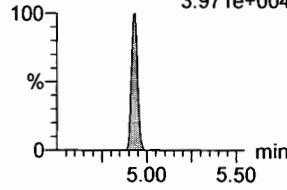
F31:MRM of 2 channels,ES-
499 > 99
4.044e+004



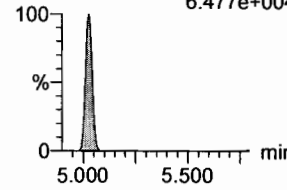
F36:MRM of 2 channels,ES-
513 > 219
8.174e+004



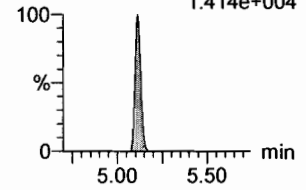
F41:MRM of 2 channels,ES-
527 > 80
3.971e+004



F44:MRM of 2 channels,ES-
549.1 > 80.1
6.477e+004

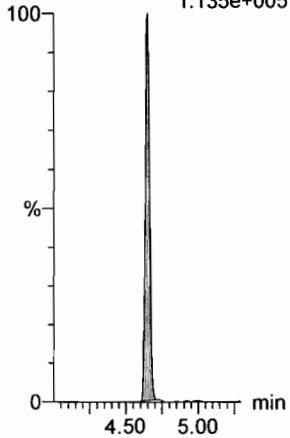


F47:MRM of 2 channels,ES-
570.1 > 483.0
1.414e+004



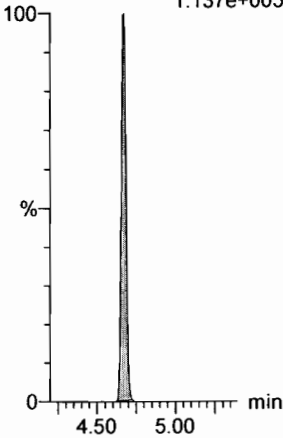
13C8-PFOSA

F33:MRM of 1 channel,ES-
506.1 > 77.7
1.135e+005



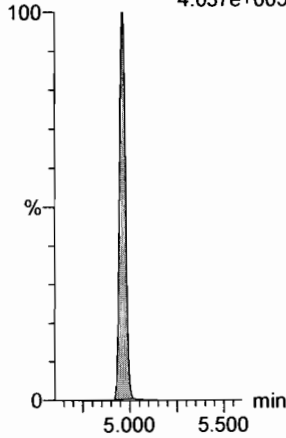
13C8-PFOS

F34:MRM of 1 channel,ES-
507.0 > 79.9
1.137e+005



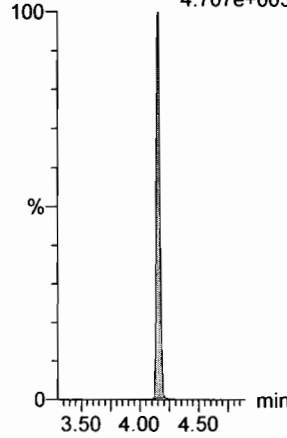
13C2-PFDA

F37:MRM of 1 channel,ES-
515.1 > 469.9
4.037e+005



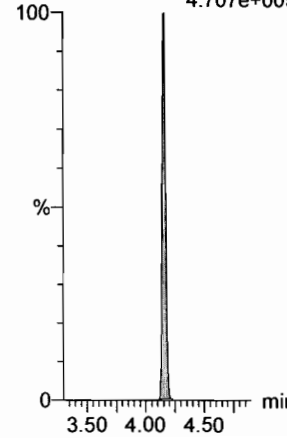
13C2-PFOA

F21:MRM of 1 channel,ES-
414.9 > 369.7
4.707e+005



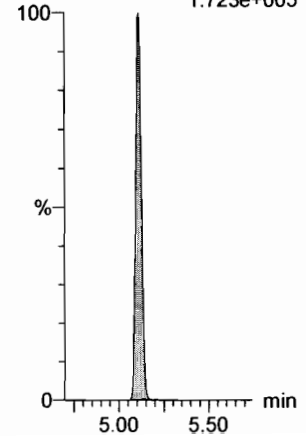
13C2-PFOA

F21:MRM of 1 channel,ES-
414.9 > 369.7
4.707e+005



d3-N-MeFOSAA

F49:MRM of 1 channel,ES-
573.3 > 419
1.723e+005



Dataset: F:\Projects\PFAS.PRO\Results\180222M1\180222M1-27.qld

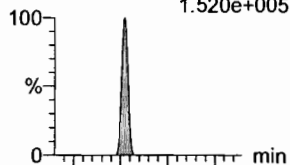
Last Altered: Friday, February 23, 2018 11:09:57 Pacific Standard Time

Printed: Friday, February 23, 2018 13:36:06 Pacific Standard Time

Name: 180222M1_27, Date: 22-Feb-2018, Time: 19:25:36, ID: ST180221M1-11 PFC CS3 18B0815, Description: PFC CS3 18B0815

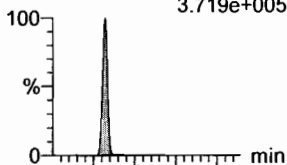
N-EtFOSAA

F50:MRM of 2 channels,ES-
584.2 > 419
1.520e+005



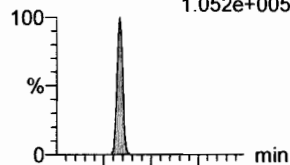
PFDoA

F53:MRM of 4 channels,ES-
612.9 > 569.0
3.719e+005




PFDS

F52:MRM of 2 channels,ES-
598.8 > 80
1.052e+005



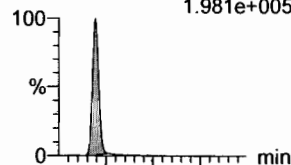
PFUdA

F45:MRM of 2 channels,ES-
563.0 > 518.9
3.177e+005



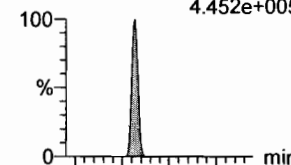
N-MeFOSA

F35:MRM of 2 channels,ES-
512.1 > 168.9
1.981e+005

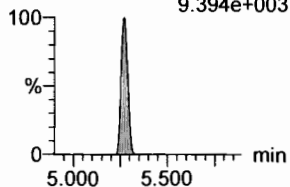


PFTrDA

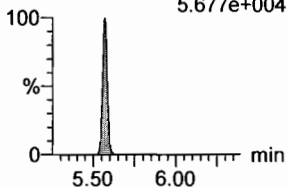
F59:MRM of 2 channels,ES-
662.9 > 618.9
4.452e+005



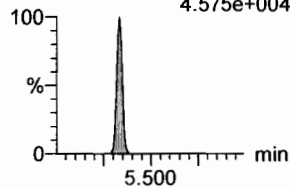
F50:MRM of 2 channels,ES-
584.2 > 483.0
9.394e+003



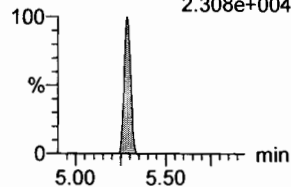
F53:MRM of 4 channels,ES-
612.9 > 318.8
5.677e+004



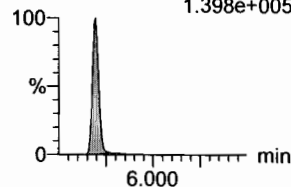
F52:MRM of 2 channels,ES-
598.8 > 98.7
4.575e+004



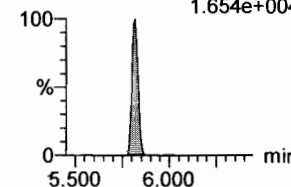
F45:MRM of 2 channels,ES-
563.0 > 269
2.308e+004



F35:MRM of 2 channels,ES-
512.1 > 219
1.398e+005

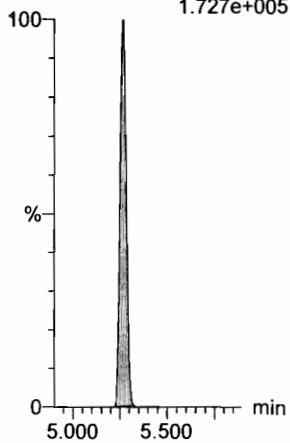


F59:MRM of 2 channels,ES-
662.9 > 319
1.654e+004



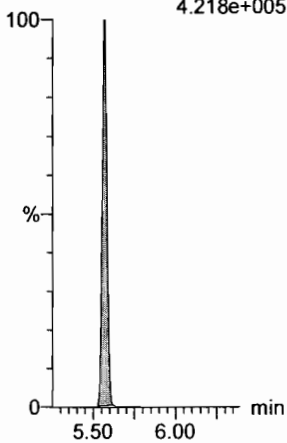
d5-N-EtFOSAA

F51:MRM of 1 channel,ES-
589.3 > 419
1.727e+005



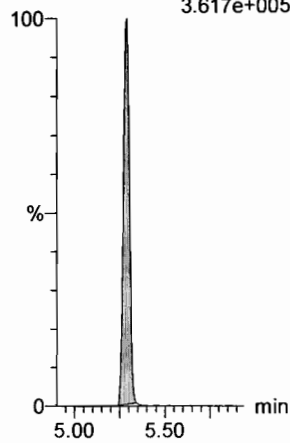
13C2-PFDoA

F54:MRM of 2 channels,ES-
615.0 > 569.7
4.218e+005



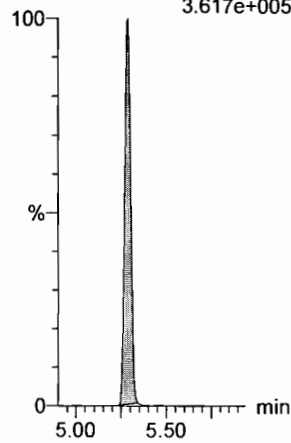
13C2-PFUdA

F46:MRM of 1 channel,ES-
565 > 519.8
3.617e+005



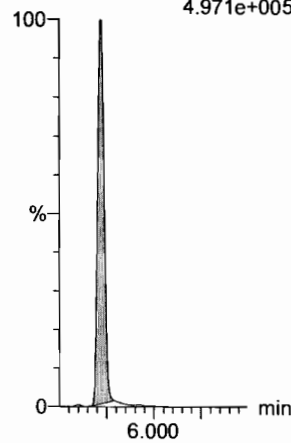
13C2-PFUdA

F46:MRM of 1 channel,ES-
565 > 519.8
3.617e+005



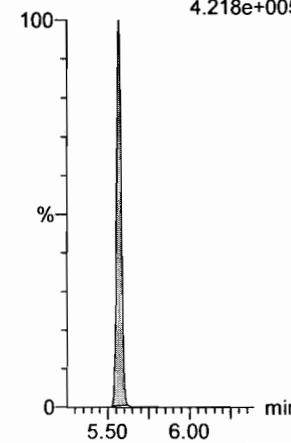
d3-N-MeFOSA

F38:MRM of 1 channel,ES-
515.2 > 168.9
4.971e+005



13C2-PFDoA

F54:MRM of 2 channels,ES-
615.0 > 569.7
4.218e+005



Dataset: F:\Projects\PFAS.PRO\Results\180222M1\180222M1-27.qld

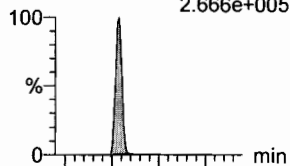
Last Altered: Friday, February 23, 2018 11:09:57 Pacific Standard Time

Printed: Friday, February 23, 2018 13:36:06 Pacific Standard Time

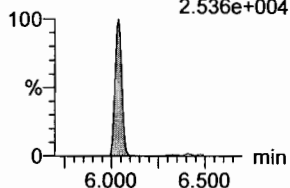
Name: 180222M1_27, Date: 22-Feb-2018, Time: 19:25:36, ID: ST180221M1-11 PFC CS3 18B0815, Description: PFC CS3 18B0815

PFTeDA

F60:MRM of 2 channels,ES-
712.9 > 668.8
2.666e+005

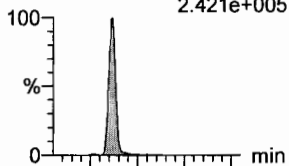


F60:MRM of 2 channels,ES-
712.9 > 369
2.536e+004

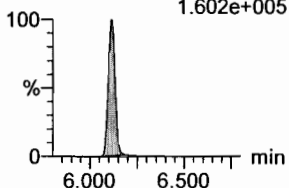


N-EtFOSA

F40:MRM of 2 channels,ES-
526.1 > 168.9
2.421e+005




F40:MRM of 2 channels,ES-
526.1 > 219
1.602e+005

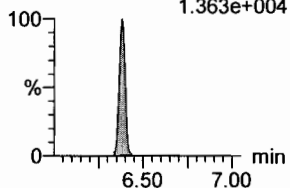


PFHxDA

F62:MRM of 2 channels,ES-
813.1 > 768.6
1.414e+005

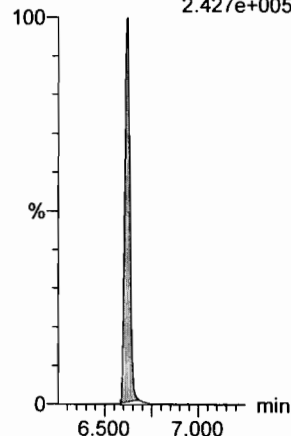


F62:MRM of 2 channels,ES-
813.1 > 219
1.363e+004



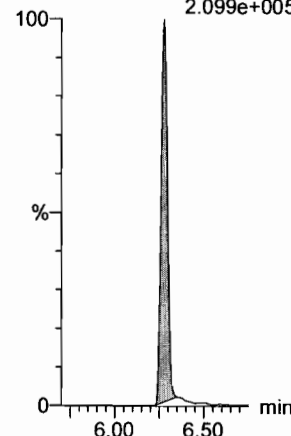
PFODA

F64:MRM of 1 channel,ES-
913.1 > 868.8
2.427e+005



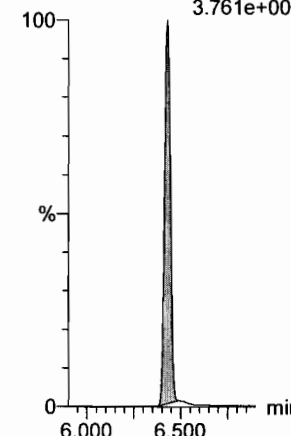
N-MeFOSE

F55:MRM of 1 channel,ES-
616.1 > 58.9
2.099e+005



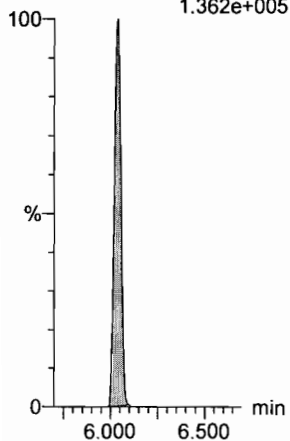
N-EtFOSE

F57:MRM of 1 channel,ES-
630.1 > 58.9
3.761e+005



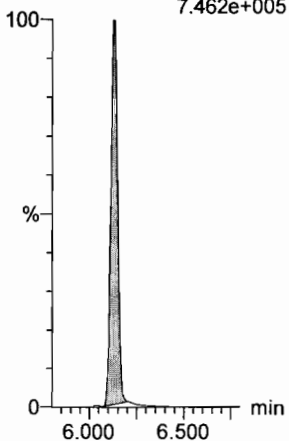
13C2-PFTeDA

F61:MRM of 2 channels,ES-
714.8 > 669.6
1.362e+005



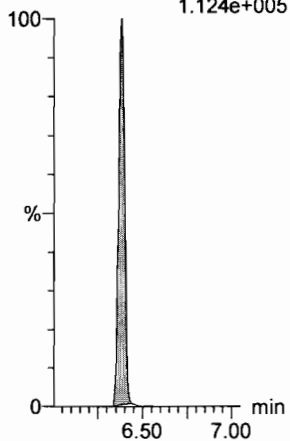
d5-N-ETFOSA

F43:MRM of 1 channel,ES-
531.1 > 168.9
7.462e+005



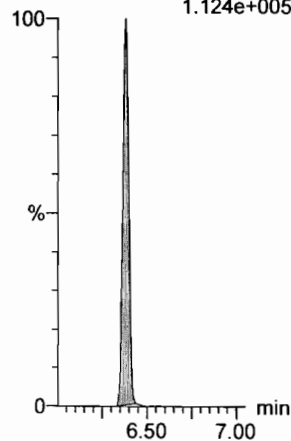
13C2-PFHxDA

F63:MRM of 1 channel,ES-
815 > 769.7
1.124e+005



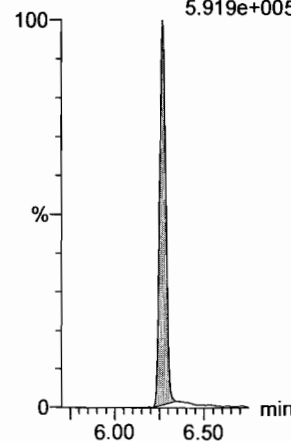
13C2-PFHxDA

F63:MRM of 1 channel,ES-
815 > 769.7
1.124e+005



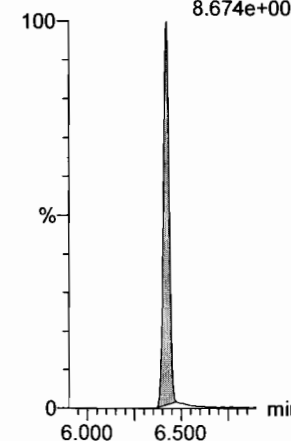
d7-N-MeFOSE

F56:MRM of 1 channel,ES-
623.1 > 58.9
5.919e+005



d9-N-EtFOSE

F58:MRM of 1 channel,ES-
639.2 > 58.8
8.674e+005



Dataset: F:\Projects\PFAS.PRO\Results\180222M1\180222M1-27.qld

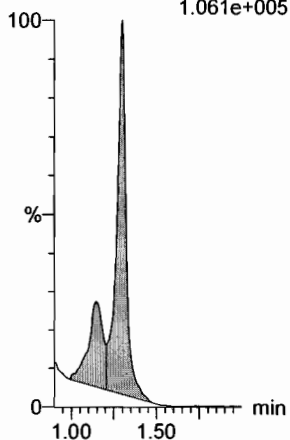
Last Altered: Friday, February 23, 2018 11:09:57 Pacific Standard Time

Printed: Friday, February 23, 2018 13:36:06 Pacific Standard Time

Name: 180222M1_27, Date: 22-Feb-2018, Time: 19:25:36, ID: ST180221M1-11 PFC CS3 18B0815, Description: PFC CS3 18B0815

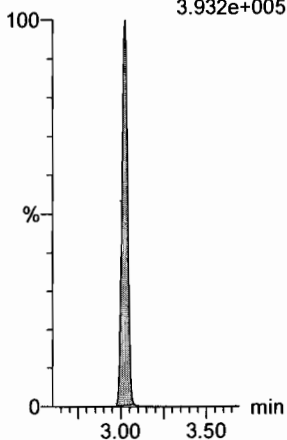
13C4-PFBA

F3:MRM of 1 channel,ES-
217. > 171.8
1.061e+005



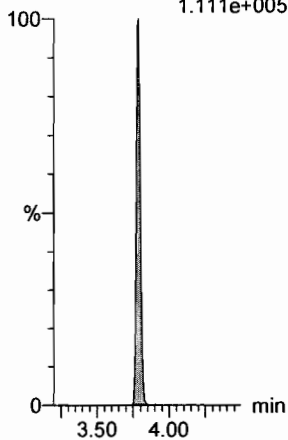
13C5-PFHxA

F10:MRM of 1 channel,ES-
318 > 272.9
3.932e+005



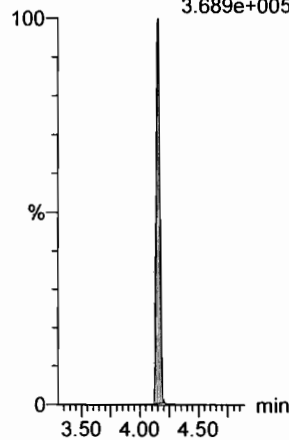
13C3-PFHxS

F18:MRM of 1 channel,ES-
401.9 > 79.9
1.111e+005



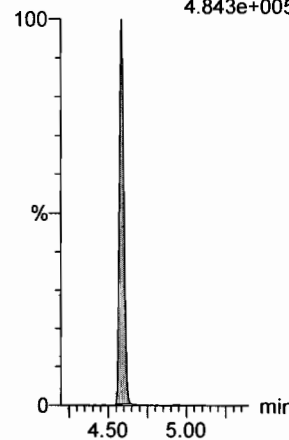
13C8-PFOA

F22:MRM of 1 channel,ES-
421.3 > 376
3.689e+005



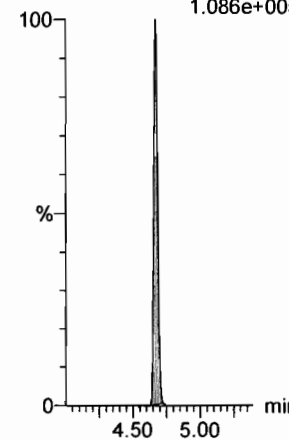
13C9-PFNA

F28:MRM of 1 channel,ES-
472.2 > 426.9
4.843e+005



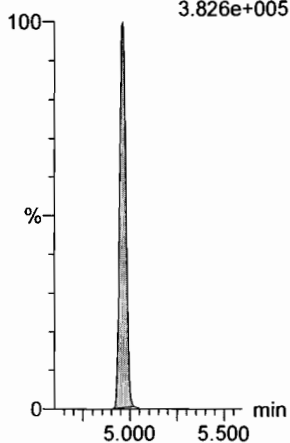
13C4-PFOS

F32:MRM of 1 channel,ES-
503 > 79.9
1.086e+005



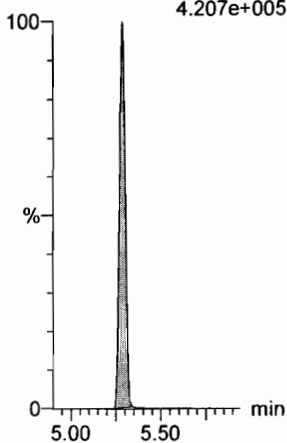
13C6-PFDA

F39:MRM of 1 channel,ES-
519.1 > 473.7
3.826e+005



13C7-PFUDa

F48:MRM of 1 channel,ES-
570.1 > 524.8
4.207e+005



Dataset: F:\Projects\PFAS.PRO\Results\180222M1\180222M1-46.qld

Last Altered: Friday, February 23, 2018 11:11:06 Pacific Standard Time

Printed: Friday, February 23, 2018 13:36:25 Pacific Standard Time

JA.
02/23/2018

Method: F:\Projects\PFAS.PRO\MethDB\PFAS_FULL_80C_022218.mdb 23 Feb 2018 08:58:55

Calibration: F:\Projects\PFAS.PRO\CurveDB\C18_VAL-PFAS_Q4_02-22-18-FULL.cdb 23 Feb 2018 10:57:03

Name: 180222M1_46, Date: 22-Feb-2018, Time: 23:03:38, ID: ST180222M1-12 PFC CS3 18B0815, Description: PFC CS3 18B0815

#	Name	Trace	Area	IS Area	RRF	Pred RT	RT	y Axis Resp.	Conc.	%Rec	Recovery	Out
1	1 PFBA	213.0 > 168.8	7.58e3	8.02e3		1.46	1.29	11.8	10.1	100.6		NO
2	2 PFPeA	263.1 > 218.9	1.11e4	1.32e4		2.42	2.25	10.5	10.5	105.1		NO
3	3 PFBS	299.0 > 79.7	2.56e3	1.83e3		2.60	2.52	17.5	9.19	91.9		NO
4	4 4:2 FTS	327.2>307.2	2.25e3	1.83e3		3.00	2.92	15.4	9.48	94.8		NO
5	5 PFHxA	313.2 > 268.9	1.43e4	4.44e3		3.19	3.02	16.1	10.8	107.7		NO
6	6 PFPeS	349.1>80.1	2.75e3	1.83e3		3.39	3.22	18.8	9.90	99.0		NO
7	7 PFHpA	363.0 > 318.9	1.06e4	1.10e4		3.81	3.63	12.0	9.02	90.2		NO
8	8 L-PFHxS	398.9 > 79.6	1.98e3	1.32e3		3.85	3.78	18.7	10.2	102.4		NO
9	10 6:2 FTS	427.1 > 407	2.85e3	1.69e4		4.28	4.09	2.10	8.62	86.2		NO
10	11 L-PFOA	413 > 368.7	1.38e4	1.69e4		4.22	4.15	10.2	11.0	109.5		NO
11	13 PFHpS	449 > 80.0	3.35e3	1.69e4		4.44	4.26	2.47	10.6	106.1		NO
12	14 PFNA	463.0 > 418.8	1.69e4	1.66e4		4.76	4.58	12.7	10.2	101.5		NO
13	15 PFOSA	498.1 > 77.8	3.34e3	3.90e3		4.83	4.64	10.7	9.80	98.0		NO
14	16 L-PFOS	499 > 79.9	3.51e3	3.61e3		4.74	4.66	12.1	10.8	107.5		NO
15	18 PFDA	513 > 468.8	1.52e4	1.30e4		5.14	4.95	14.6	11.3	113.4		NO
16	19 8:2 FTS	527 > 506.9	2.86e3	1.69e4		5.12	4.93	2.11	9.48	94.8		NO
17	20 PFNS	549.1>80.1	2.76e3	3.61e3		5.08	5.02	9.54	11.2	111.7		NO
18	21 N-MeFOSAA	570.1 > 419	7.87e3	6.22e3		5.29	5.11	15.8	11.3	113.0		NO
19	22 N-EtFOSAA	584.2 > 419	5.36e3	5.91e3		5.45	5.26	11.3	10.1	100.9		NO
20	23 PFUdA	563.0 > 518.9	1.38e4	1.50e4		5.46	5.28	11.5	11.2	112.2		NO
21	24 PFDS	598.8 > 80	3.75e3	1.50e4		5.51	5.32	3.13	12.0	119.8		NO
22	25 PFDaA	612.9 > 569.0	1.45e4	1.39e4		5.74	5.56	13.1	10.9	109.3		NO
23	26 N-MeFOSA	512.1 > 168.9	7.42e3	2.02e4		5.84	5.69	55.0	59.8	119.6		NO
24	27 PFTrDA	662.9 > 618.9	1.60e4	1.39e4		5.98	5.81	14.4	9.47	94.7		NO
25	28 PFTeDA	712.9 > 668.8	1.20e4	6.70e3		6.20	6.03	22.4	9.73	97.3		NO
26	29 N-EtFOSA	526.1 > 168.9	9.53e3	3.11e4		6.22	6.11	46.0	49.5	98.9		NO
27	30 PFHxDA	813.1 > 768.6	4.70e3	4.24e3		6.51	6.38	5.53	7.36	73.6		NO
28	31 PFOA	913.1 > 868.8	7.78e3	4.24e3		6.74	6.61	9.17	10.8	108.2		NO
29	32 N-MeFOSE	616.1 > 58.9	8.62e3	2.65e4		6.31	6.27	48.8	46.5	93.1		NO
30	33 N-EtFOSE	630.1 > 58.9	1.26e4	2.60e4		6.45	6.42	72.6	59.9	119.7		NO
31	34 13C3-PFBA	216.1 > 171.8	8.02e3	8.76e3	0.906	1.46	1.29	11.4	12.6	101.0		NO

2
am 2/23/18

am
2/23/18

Dataset: F:\Projects\PFAS.PRO\Results\180222M1\180222M1-46.qld

Last Altered: Friday, February 23, 2018 11:11:06 Pacific Standard Time

Printed: Friday, February 23, 2018 13:36:25 Pacific Standard Time

Name: 180222M1_46, Date: 22-Feb-2018, Time: 23:03:38, ID: ST180221M1-12 PFC CS3 18B0815, Description: PFC CS3 18B0815

#	Name	Trace	Area	IS Area	RRF	Pred.RT	RT	y Axis Resp.	Conc.	%Rec	Recovery Out
32	35 13C3-PFPeA	266. > 221.8	1.32e4	1.52e4	0.917	2.42	2.25	10.8	11.8	94.6	NO
33	36 13C3-PFBS	302. > 98.8	1.83e3	1.52e4	0.120	2.69	2.53	1.50	12.5	100.0	NO
34	37 13C2-PFHxA	315 > 269.8	4.44e3	1.52e4	0.760	3.19	3.02	3.64	4.79	95.9	NO
35	38 13C4-PFHpA	367.2 > 321.8	1.10e4	1.52e4	0.729	3.81	3.63	9.07	12.4	99.5	NO
36	39 18O2-PFHxS	403.0 > 102.6	1.32e3	3.44e3	0.367	3.96	3.78	4.80	13.1	104.7	NO
37	40 13C2-PFOA	414.9 > 369.7	1.69e4	1.44e4	1.225	4.33	4.15	14.7	12.0	95.8	NO
38	41 13C5-PFNA	468.2 > 422.9	1.66e4	1.71e4	0.936	4.76	4.58	12.1	13.0	103.6	NO
39	42 13C8-PFOA	506.1 > 77.7	3.90e3	1.52e4	0.235	4.83	4.64	3.21	13.6	109.2	NO
40	43 13C8-PFOS	507.0 > 79.9	3.61e3	3.75e3	1.018	4.84	4.66	12.0	11.8	94.6	NO
41	44 13C2-PFDA	515.1 > 469.9	1.30e4	1.29e4	0.977	5.14	4.95	12.6	12.9	103.5	NO
42	45 d3-N-MeFOSAA	573.3 > 419	6.22e3	1.52e4	0.405	5.29	5.10	5.12	12.6	101.2	NO
43	46 d5-N-EtFOSAA	589.3 > 419	5.91e3	1.52e4	0.419	5.45	5.26	4.86	11.6	92.9	NO
44	47 13C2-PFUdA	565 > 519.8	1.50e4	1.52e4	1.045	5.46	5.28	12.3	11.8	94.2	NO
45	48 13C2-PFDoA	615.0 > 569.7	1.39e4	1.52e4	0.832	5.74	5.56	11.4	13.7	109.7	NO
46	49 d3-N-MeFOSA	515.2 > 168.9	2.02e4	1.52e4	0.109	5.84	5.71	16.7	153	101.9	NO
47	50 13C2-PFTeDA	714.8 > 669.6	6.70e3	1.52e4	0.313	6.20	6.03	5.51	17.6	140.7	NO
48	51 d5-N-ETFOSA	531.1 > 168.9	3.11e4	1.52e4	0.160	6.22	6.12	25.6	160	106.5	NO
49	52 13C2-PFHxDA	815 > 769.7	4.24e3	1.52e4	0.648	6.51	6.37	3.49	5.39	107.8	NO
50	53 d7-N-MeFOSE	623.1 > 58.9	2.65e4	1.52e4	0.150	6.31	6.26	21.8	146	97.2	NO
51	54 d9-N-EtFOSE	639.2 > 58.8	2.60e4	1.52e4	0.142	6.45	6.41	21.4	151	100.4	NO
52	55 13C4-PFBA	217. > 171.8	8.76e3	8.76e3	1.000	1.46	1.29	12.5	12.5	100.0	NO
53	56 13C5-PFHxA	318 > 272.9	1.52e4	1.52e4	1.000	3.19	3.02	12.5	12.5	100.0	NO
54	57 13C3-PFHxS	401.9 > 79.9	3.44e3	3.44e3	1.000	3.96	3.78	12.5	12.5	100.0	NO
55	58 13C8-PFOA	421.3 > 376	1.44e4	1.44e4	1.000	4.33	4.15	12.5	12.5	100.0	NO
56	59 13C9-PFNA	472.2 > 426.9	1.71e4	1.71e4	1.000	4.70	4.58	12.5	12.5	100.0	NO
57	60 13C4-PFOS	503 > 79.9	3.75e3	3.75e3	1.000	4.84	4.66	12.5	12.5	100.0	NO
58	61 13C6-PFDA	519.1 > 473.7	1.29e4	1.29e4	1.000	5.14	4.95	12.5	12.5	100.0	NO
59	62 13C7-PFUdA	570.1 > 524.8	1.52e4	1.52e4	1.000	5.46	5.27	12.5	12.5	100.0	NO

Dataset: Untitled

Last Altered: Friday, February 23, 2018 13:46:24 Pacific Standard Time

Printed: Friday, February 23, 2018 13:46:39 Pacific Standard Time

Method: F:\Projects\PFAS.PRO\MethDB\PFAS_FULL_80C_022218.mdb 23 Feb 2018 08:58:55

Calibration: F:\Projects\PFAS.PRO\CurveDB\IC18_VAL-PFAS_Q4_02-22-18-FULL.cdb 23 Feb 2018 10:57:03

Compound name: PFBA

	Name	ID	Acq Date	Acq Time
1	180222M1_1	IPA	22-Feb-18	14:27:15
2	180222M1_2	ST180222M1-1 PFC CS-2 18B0810	22-Feb-18	14:38:45
3	180222M1_3	ST180222M1-2 PFC CS-1 18B0811	22-Feb-18	14:50:11
4	180222M1_4	ST180222M1-3 PFC CS0 18B0812	22-Feb-18	15:01:42
5	180222M1_5	ST180222M1-4 PFC CS1 18B0813	22-Feb-18	15:13:09
6	180222M1_6	ST180222M1-5 PFC CS2 18B0814	22-Feb-18	15:24:36
7	180222M1_7	ST180222M1-6 PFC CS3 18B0815	22-Feb-18	15:36:03
8	180222M1_8	ST180222M1-7 PFC CS4 18B0816	22-Feb-18	15:47:29
9	180222M1_9	ST180222M1-8 PFC CS5 18B0817	22-Feb-18	15:58:59
10	180222M1_10	ST180222M1-9 PFC CS6 18B0818	22-Feb-18	16:10:28
11	180222M1_11	ST180222M1-10 PFC CS7 18B0819	22-Feb-18	16:21:58
12	180222M1_12	IPA	22-Feb-18	16:33:27
13	180222M1_13	ICV180222M1-1 PFC ICV 18B0809	22-Feb-18	16:44:56
14	180222M1_14	IPA	22-Feb-18	16:56:25
15	180222M1_15	1702096-01@5X 980560360 3	22-Feb-18	17:07:55
16	180222M1_16	B8B0074-BS1 OPR 1	22-Feb-18	17:19:19
17	180222M1_17	1800268-03 WI-AF-SB614P-0102-0118 1.28	22-Feb-18	17:30:45
18	180222M1_18	1800268-05 WI-AF-SB612-0204-0118 1.25	22-Feb-18	17:42:12
19	180222M1_19	1800268-07 WI-AF-SB612-6870-0118 1.3	22-Feb-18	17:53:39
20	180222M1_20	1800268-08 WI-AF-SB613-000H-0118 1.39	22-Feb-18	18:05:07
21	180222M1_21	1800268-09 WI-AF-SB613-0H02-0118 1.34	22-Feb-18	18:16:37
22	180222M1_22	1800268-10 WI-AF-SB613-03H04H-0118 1.2	22-Feb-18	18:28:07
23	180222M1_23	1800268-11 WI-AF-SB613-5657H-0118 1.23	22-Feb-18	18:39:37
24	180222M1_24	1800268-12 WI-AF-SB607-000H-0118 1.06	22-Feb-18	18:51:06
25	180222M1_25	1800268-13 WI-AF-SB607P-000H-0118 1.34	22-Feb-18	19:02:36
26	180222M1_26	IPA 2	22-Feb-18	19:14:05
27	180222M1_27	ST180222M1-11 PFC CS3 18B0815	22-Feb-18	19:25:36
28	180222M1_28	IPA on 2/23/18	22-Feb-18	19:37:02
29	180222M1_29	1800268-14 WI-AF-SB607-0203-0118 1.22	22-Feb-18	19:48:35
30	180222M1_30	1800268-15 WI-AF-SB607-0405-0118 1.01	22-Feb-18	20:00:00
31	180222M1_31	1800268-16 WI-AF-SB607-1011-0118 1.26	22-Feb-18	20:11:27

Dataset: Untitled

Last Altered: Friday, February 23, 2018 13:46:24 Pacific Standard Time

Printed: Friday, February 23, 2018 13:46:39 Pacific Standard Time

Compound name: PFBA

	Name	ID	Acq.Date	Acq.Time
32	180222M1_32	1800268-17 WI-AF-SB610-3940-0118 1.1	22-Feb-18	20:22:53
33	180222M1_33	1800268-18 WI-AF-SB610P-3940-0118 1.22	22-Feb-18	20:34:20
34	180222M1_34	B8B0095-BS1 OPR 0.25	22-Feb-18	20:45:50
35	180222M1_35	B8B0095-BSD1 LCSD 0.25	22-Feb-18	20:57:17
36	180222M1_36	B8B0095-BLK1 Method Blank 0.25	22-Feb-18	21:08:47
37	180222M1_37	1800273-05RE1 MCA-EB-02 0.24963	22-Feb-18	21:20:16
38	180222M1_38	1800279-01RE1 REEPDW150 0.11792	22-Feb-18	21:31:46
39	180222M1_39	1800294-03 GW1802071620AB 0.25388	22-Feb-18	21:43:15
40	180222M1_40	B8B0106-BS1 OPR 0.25	22-Feb-18	21:54:45
41	180222M1_41	B8B0106-BSD1 LCSD 0.25	22-Feb-18	22:06:12
42	180222M1_42	B8B0106-BLK1 Method Blank 0.25	22-Feb-18	22:17:42
43	180222M1_43	1800305-01 REEPDW164 0.11246	22-Feb-18	22:29:11
44	180222M1_44	1800305-02 REEPDW165 0.11853	22-Feb-18	22:40:41
45	180222M1_45	IPA	22-Feb-18	22:52:11
46	180222M1_46	ST180222M1-12 PFC CS3 18B0815	22-Feb-18	23:03:38
47	180222M1_47	IPA <i>am 2/23/18</i>	22-Feb-18	23:15:08
48	180222M1_48	1800305-03 REEPDW166 0.11597	22-Feb-18	23:26:35
49	180222M1_49	1800305-04 REEPDW167 0.09912	22-Feb-18	23:38:05
50	180222M1_50	1800305-05 REEPDW168 0.11911	22-Feb-18	23:49:32
51	180222M1_51	1800305-06 REEPDW169 0.11678	23-Feb-18	00:01:01
52	180222M1_52	1800305-07 REEPDW170 0.1136	23-Feb-18	00:12:31
53	180222M1_53	1800305-08 REEPDW516 0.12039	23-Feb-18	00:23:58
54	180222M1_54	1800305-09 REEPDW171 0.1205	23-Feb-18	00:35:28
55	180222M1_55	1800305-10 REEPDW172 0.11734	23-Feb-18	00:46:55
56	180222M1_56	1800305-11 REEPDW173 0.11855	23-Feb-18	00:58:22
57	180222M1_57	IPA	23-Feb-18	01:09:49
58	180222M1_58	ST180222M1-13 PFC CS3 18B0815	23-Feb-18	01:21:16
59	180222M1_59	IPA <i>am 2/23/18</i>	23-Feb-18	01:32:45
60	180222M1_60	B8B0036-BS1 OPR 1	23-Feb-18	01:44:15
61	180222M1_61	B8B0036-BLK1 Method Blank 1	23-Feb-18	01:55:45
62	180222M1_62	B8B0036-MS1 Matrix Spike 1.36	23-Feb-18	02:07:06
63	180222M1_63	B8B0036-MSD1 Matrix Spike Dup 1.45	23-Feb-18	02:18:33
64	180222M1_64	1800177-01 YEAGR-01-SB01-00-02 1.23	23-Feb-18	02:30:00
65	180222M1_65	1800177-02 YEAGR-01-SB02-00-02 1.16	23-Feb-18	02:41:29

Vista Analytical Laboratory

Dataset: Untitled

Last Altered: Friday, February 23, 2018 13:46:24 Pacific Standard Time

Printed: Friday, February 23, 2018 13:46:39 Pacific Standard Time

Compound name: PFBA

	Name	ID	Acq Date	Acq Time
66	180222M1_66	1800177-03 YEAGR-01-SB03-00-02 1.15	23-Feb-18	02:52:58
67	180222M1_67	IPA	23-Feb-18	03:04:28
68	180222M1_68	ST180222M1-14 PFC CS0 18B0812	23-Feb-18	03:15:55
69	180222M1_69	IPA	23-Feb-18	03:27:24
70	180222M1_70	1800177-04 YEAGR-01-SB03-08-10 1.15	23-Feb-18	03:38:53
71	180222M1_71	1800177-05 YEAGR-06-SD01-0-0.5 1.49	23-Feb-18	03:50:23
72	180222M1_72	1800177-07 YEAGR-09-SB01-00-02 1.15	23-Feb-18	04:01:50
73	180222M1_73	1800177-08 YEAGR-09-SB01-08-10 1.16	23-Feb-18	04:13:17
74	180222M1_74	1800177-09 YEAGR-09-SB02-00-02 1.14	23-Feb-18	04:24:43
75	180222M1_75	1800177-10 YEAGR-09-SB02-08-10 1.18	23-Feb-18	04:36:10
76	180222M1_76	1800177-11 YEAGR-09-SB03-01-03 1.32	23-Feb-18	04:47:39
77	180222M1_77	1800177-12 YEAGR-09-SB03-08-10 1.12	23-Feb-18	04:59:06
78	180222M1_78	1800195-01 PITTS-22-SB03-0-2 1.13	23-Feb-18	05:10:36
79	180222M1_79	1800195-02 PITTS-22-SB03-6-8 1.15	23-Feb-18	05:22:06
80	180222M1_80	IPA	23-Feb-18	05:33:33
81	180222M1_81	ST180222M1-15 PFC CS3 18B0815	23-Feb-18	05:45:03
82	180222M1_82	IPA <i>am 2/23/18</i>	23-Feb-18	05:56:32
83	180222M1_83	1800195-12 PITTS-SO-DUP06-011918 1.18	23-Feb-18	06:08:02
84	180222M1_84	1800195-13 PITTS-22-SB01-0-2 1.14	23-Feb-18	06:19:32
85	180222M1_85	1800195-14 PITTS-22-SB01-5-7 1.14	23-Feb-18	06:30:58
86	180222M1_86	1800195-15 PITTS-22-SB02-0-2 1.14	23-Feb-18	06:42:28
87	180222M1_87	1800195-16 PITTS-22-SB02-4-6 1.17	23-Feb-18	06:53:58
88	180222M1_88	1800195-17 PITTS-23-SB03-0-2 1.16	23-Feb-18	07:05:25
89	180222M1_89	1800195-18 PITTS-23-SB03-5-6 1.16	23-Feb-18	07:16:55
90	180222M1_90	B8B0071-BS1 OPR 0.125	23-Feb-18	07:28:22
91	180222M1_91	B8B0071-BLK1 Method Blank 0.125	23-Feb-18	07:39:52
92	180222M1_92	B8B0071-MS1 Matrix Spike 0.11146	23-Feb-18	07:51:19
93	180222M1_93	B8B0071-MSD1 Matrix Spike Dup 0.11331	23-Feb-18	08:02:49
94	180222M1_94	1800284-01 OF-RW65-0218 0.10925	23-Feb-18	08:14:18
95	180222M1_95	1800284-02 OF-RW65P-0218 0.11249	23-Feb-18	08:25:48
96	180222M1_96	1800284-03 OF-FB65-0218 0.11816	23-Feb-18	08:37:17
97	180222M1_97	1800284-04 OF-RW49-0218 0.11012	23-Feb-18	08:48:47
98	180222M1_98	1800284-05 OF-FB49-0218 0.1157	23-Feb-18	09:00:16
99	180222M1_99	IPA	23-Feb-18	09:11:45

Dataset: Untitled

Last Altered: Friday, February 23, 2018 13:46:24 Pacific Standard Time

Printed: Friday, February 23, 2018 13:46:39 Pacific Standard Time

Compound name: PFBA

	Name	ID	Acq.Date	Acq.Time
100	180222M1_100	ST180222M1-16 PFC CS3 18B0815	23-Feb-18	09:23:15
101	180222M1_101	IPA <i>on 2/23/18</i>	23-Feb-18	09:34:44
102	180222M1_102	1800284-06 OF-RW41-0218 0.11145	23-Feb-18	09:46:11
103	180222M1_103	1800284-07 OF-FB41-0218 0.11326	23-Feb-18	09:57:38
104	180222M1_104	1800284-08 OF-RW11-0218 0.11113	23-Feb-18	10:09:05
105	180222M1_105	1800284-09 OF-FB11-0218 0.1129	23-Feb-18	10:20:35
106	180222M1_106	1800284-10 OF-RW25-0218 0.11538	23-Feb-18	10:32:04
107	180222M1_107	1800284-11 OF-FB25-0218 0.11705	23-Feb-18	10:43:34
108	180222M1_108	1800284-12 OF-RW12-0218 0.11375	23-Feb-18	10:55:03
109	180222M1_109	1800284-13 OF-FB12-0218 0.11329	23-Feb-18	11:06:33
110	180222M1_110	1800284-14 OF-RW09-0218 0.10888	23-Feb-18	11:18:03
111	180222M1_111	1800284-15 OF-FB09-0218 0.11462	23-Feb-18	11:29:32
112	180222M1_112	1800284-16 OF-RW31-0218 0.11398	23-Feb-18	11:41:02
113	180222M1_113	1800284-17 OF-FB31-0218 0.11726	23-Feb-18	11:52:29
114	180222M1_114	B8B0072-BS1 OPR 1	23-Feb-18	12:03:58
115	180222M1_115	B8B0072-BLK1 Method Blank 1	23-Feb-18	12:15:27
116	180222M1_116	1800205-01 PFAS in Soil, 462, Soil 101 1.04	23-Feb-18	12:26:58
117	180222M1_117	1800179-07 YEAGR-04-SB02-08-10 1.11	23-Feb-18	12:38:27
118	180222M1_118	IPA <i>2 7</i>	23-Feb-18	12:49:57
119	180222M1_119	ST180222M1-17 PFC CS3 18B0815	23-Feb-18	13:01:25
120	180222M1_120	IPA <i>on 2/23/18 on 2/23/18</i>	23-Feb-18	13:12:55

Dataset: F:\Projects\PFAS.PRO\Results\180222M1\180222M1-46.qld

Last Altered: Friday, February 23, 2018 11:11:06 Pacific Standard Time

Printed: Friday, February 23, 2018 13:36:25 Pacific Standard Time

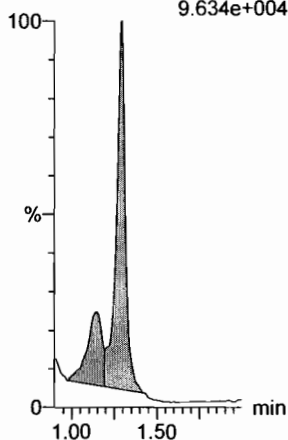
Method: F:\Projects\PFAS.PRO\MethDB\PFAS_FULL_80C_022218.mdb 23 Feb 2018 08:58:55

Calibration: F:\Projects\PFAS.PRO\CurveDB\C18_VAL-PFAS_Q4_02-22-18-FULL.cdb 23 Feb 2018 10:57:03

Name: 180222M1_46, Date: 22-Feb-2018, Time: 23:03:38, ID: ST180222M1-12 PFC CS3 18B0815, Description: PFC CS3 18B0815

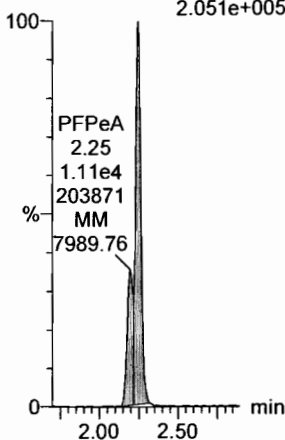
PFBA

F1:MRM of 1 channel,ES-
213.0 > 168.8
9.634e+004



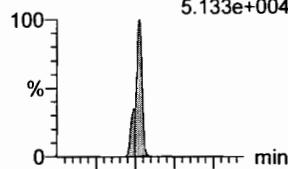
PFPeA

F4:MRM of 1 channel,ES-
263.1 > 218.9
2.051e+005

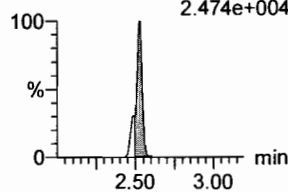


PFBS

F6:MRM of 2 channels,ES-
299.0 > 79.7
5.133e+004

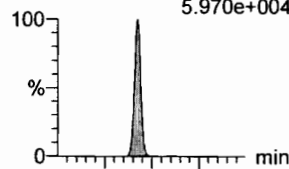


F6:MRM of 2 channels,ES-
299.0 > 99.0
2.474e+004

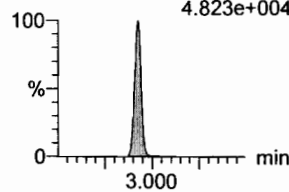


4:2 FTS

F11:MRM of 2 channels,ES-
327.2 > 307.2
5.970e+004

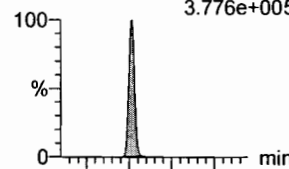


F11:MRM of 2 channels,ES-
327.2 > 81.1
4.823e+004

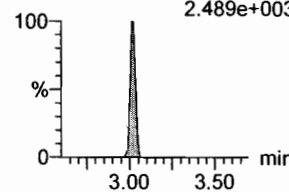


PFHxA

F8:MRM of 2 channels,ES-
313.2 > 268.9
3.776e+005

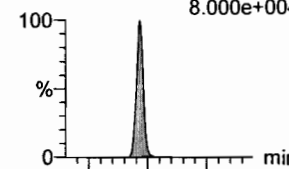


F8:MRM of 2 channels,ES-
313.2 > 119
2.489e+003

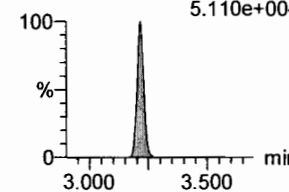


PFPeS

F14:MRM of 2 channels,ES-
349.1 > 80.1
8.000e+004

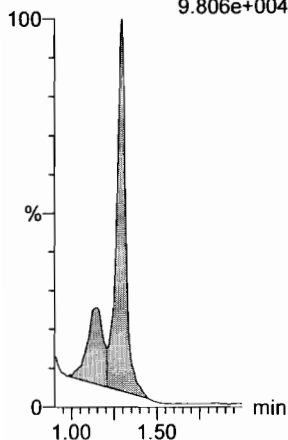


F14:MRM of 2 channels,ES-
349.1 > 99
5.110e+004



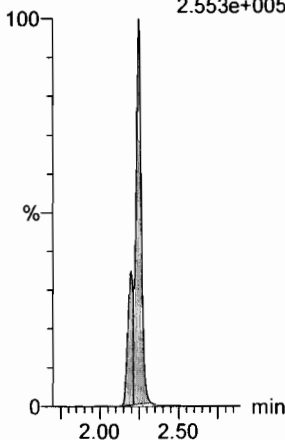
13C3-PFBA

F2:MRM of 1 channel,ES-
216.1 > 171.8
9.806e+004



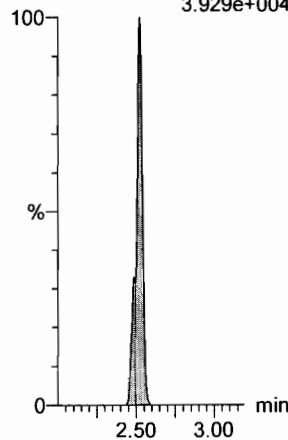
13C3-PFPeA

F5:MRM of 1 channel,ES-
266. > 221.8
2.553e+005



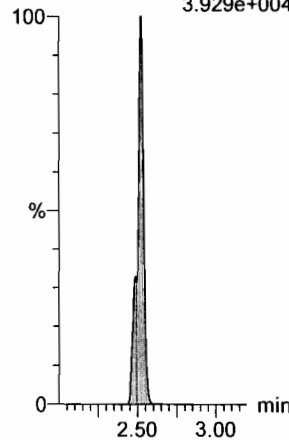
13C3-PFBS

F7:MRM of 1 channel,ES-
302. > 98.8
3.929e+004



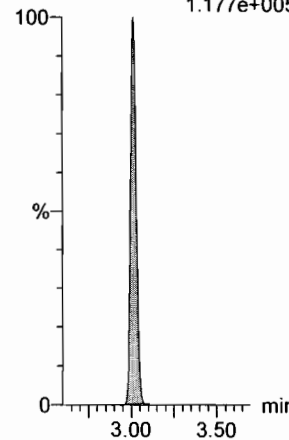
13C3-PFBS

F7:MRM of 1 channel,ES-
302. > 98.8
3.929e+004



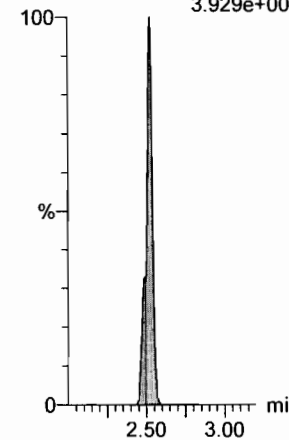
13C2-PFHxA

F9:MRM of 1 channel,ES-
315 > 269.8
1.177e+005



13C3-PFBS

F7:MRM of 1 channel,ES-
302. > 98.8
3.929e+004



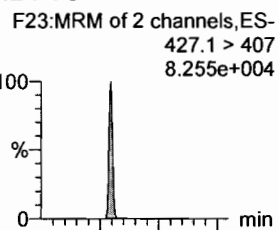
Dataset: F:\Projects\PFAS.PRO\Results\180222M1\180222M1-46.qld

Last Altered: Friday, February 23, 2018 11:11:06 Pacific Standard Time

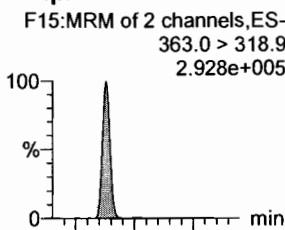
Printed: Friday, February 23, 2018 13:36:25 Pacific Standard Time

Name: 180222M1_46, Date: 22-Feb-2018, Time: 23:03:38, ID: ST180221M1-12 PFC CS3 18B0815, Description: PFC CS3 18B0815

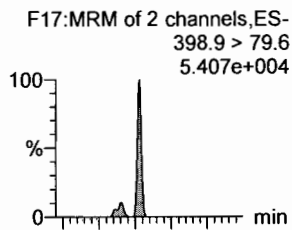
6:2 FTS



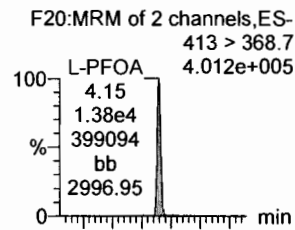
PFHpA



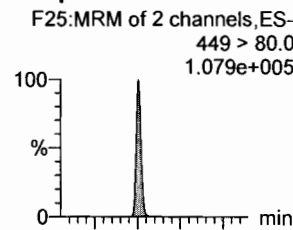
L-PFHxS



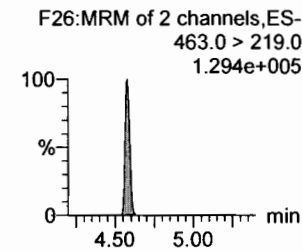
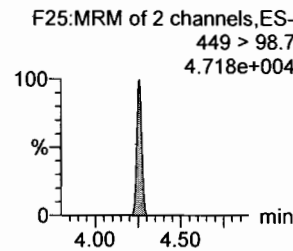
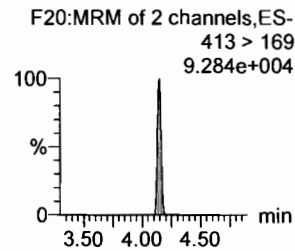
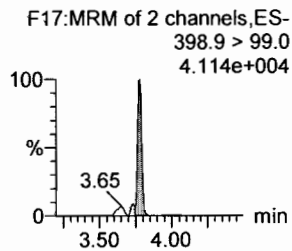
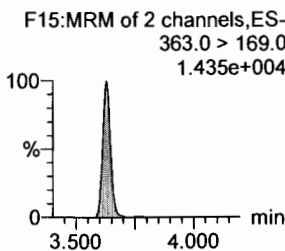
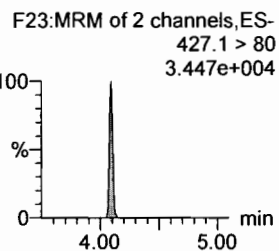
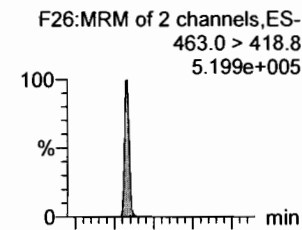
L-PFOA




PFHpS



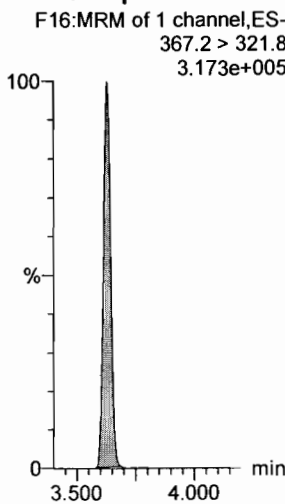
PFNA




18O2-PFHxS



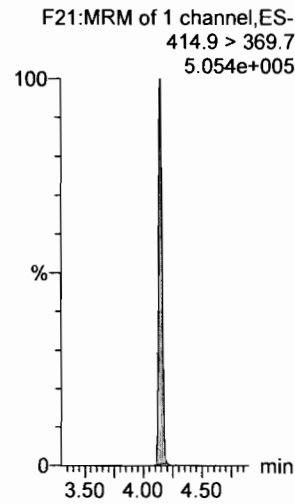
13C4-PFHpa



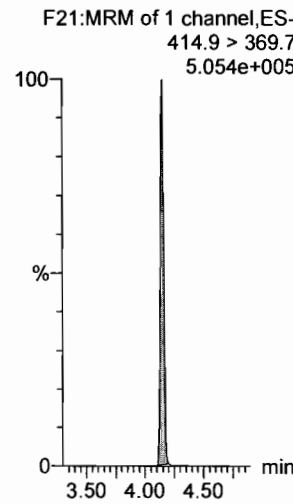
13C2-PFOA



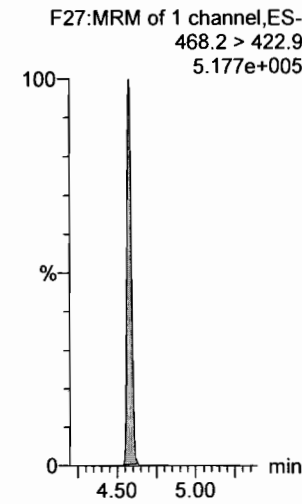
13C2-PFOA



13C2-PFOA



13C5-PFNA

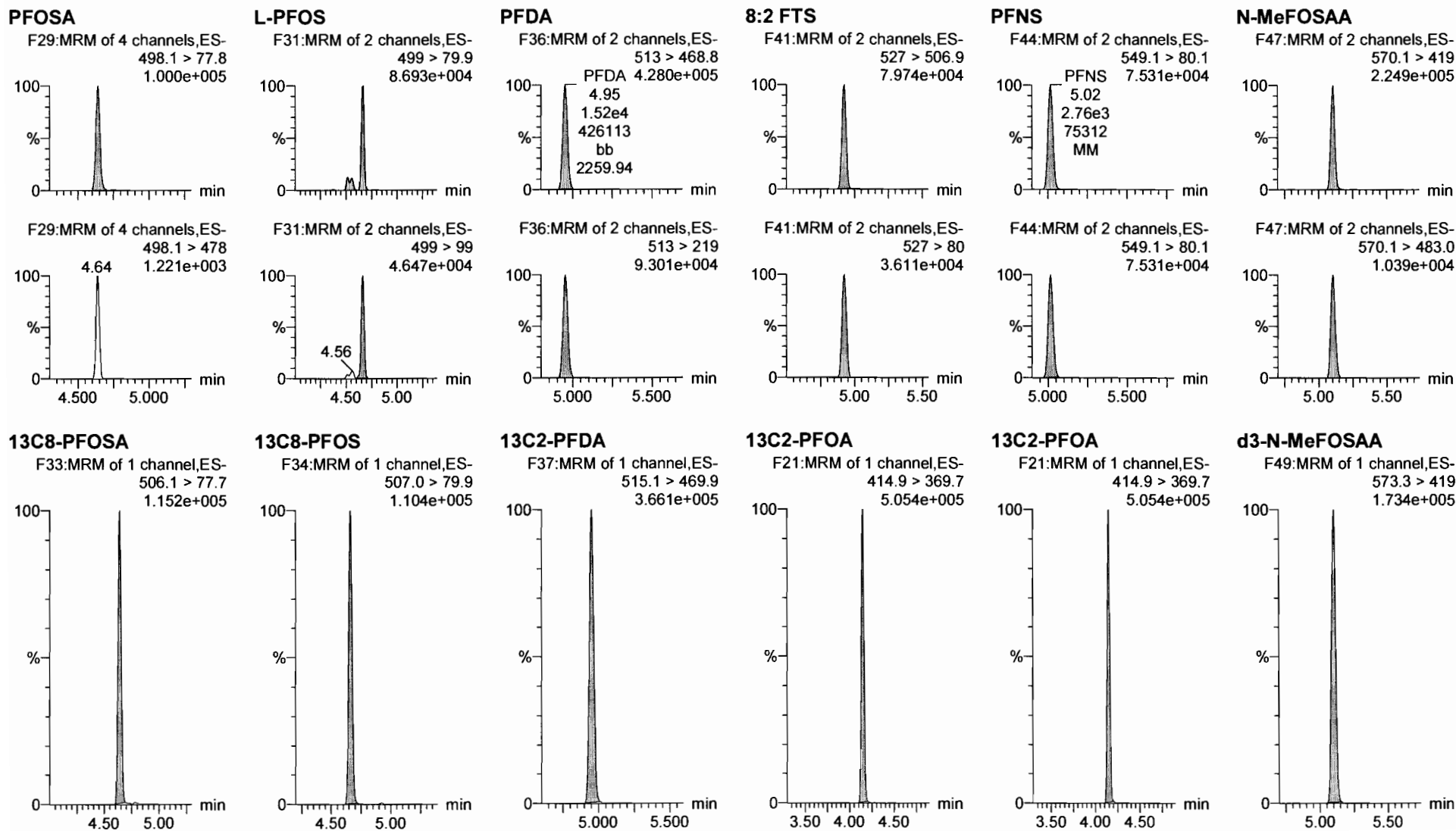


Dataset: F:\Projects\PFAS.PRO\Results\180222M1\180222M1-46.qld

Last Altered: Friday, February 23, 2018 11:11:06 Pacific Standard Time

Printed: Friday, February 23, 2018 13:36:25 Pacific Standard Time

Name: 180222M1_46, Date: 22-Feb-2018, Time: 23:03:38, ID: ST180221M1-12 PFC CS3 18B0815, Description: PFC CS3 18B0815

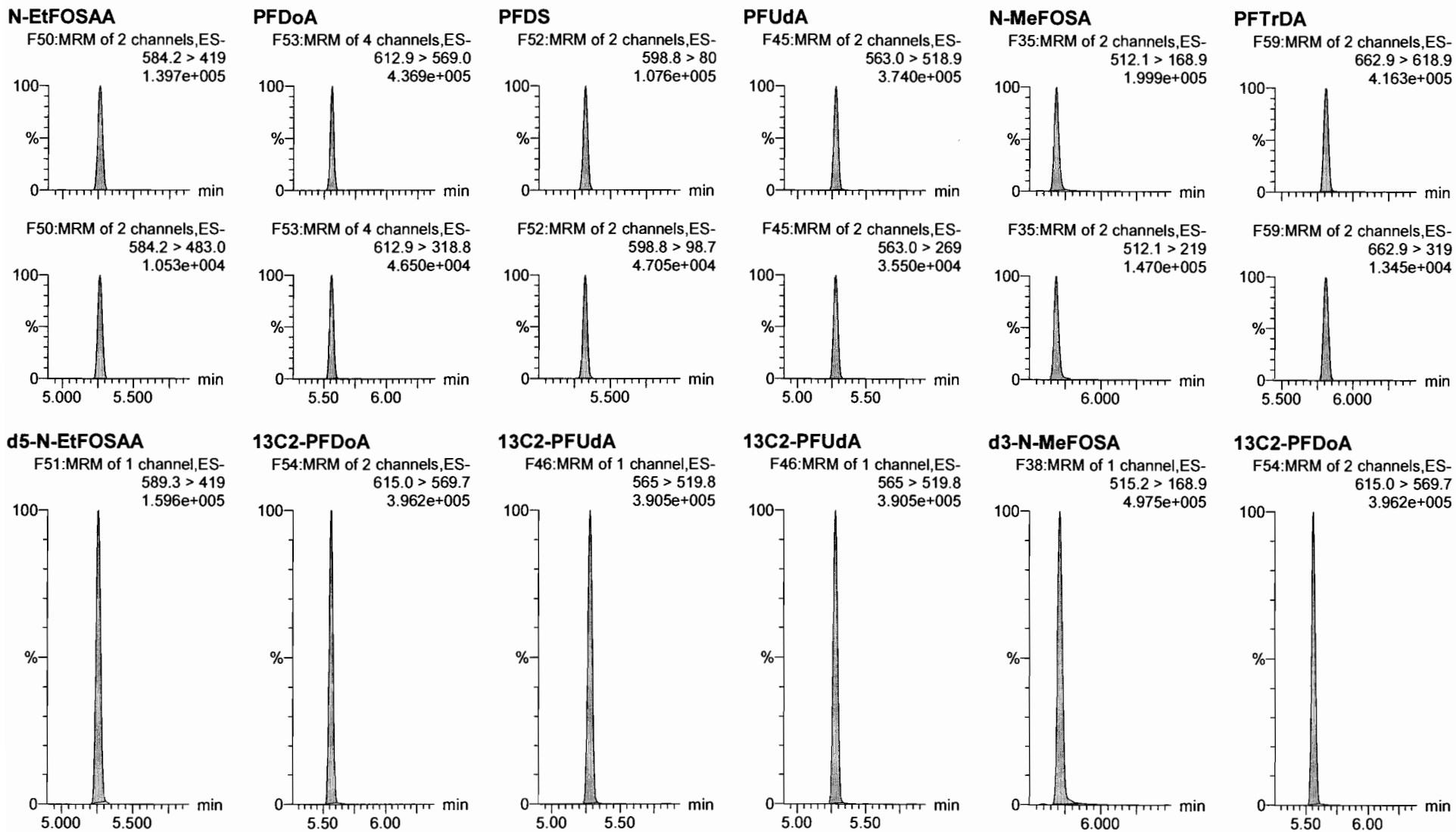


Dataset: F:\Projects\PFAS.PRO\Results\180222M1\180222M1-46.qld

Last Altered: Friday, February 23, 2018 11:11:06 Pacific Standard Time

Printed: Friday, February 23, 2018 13:36:25 Pacific Standard Time

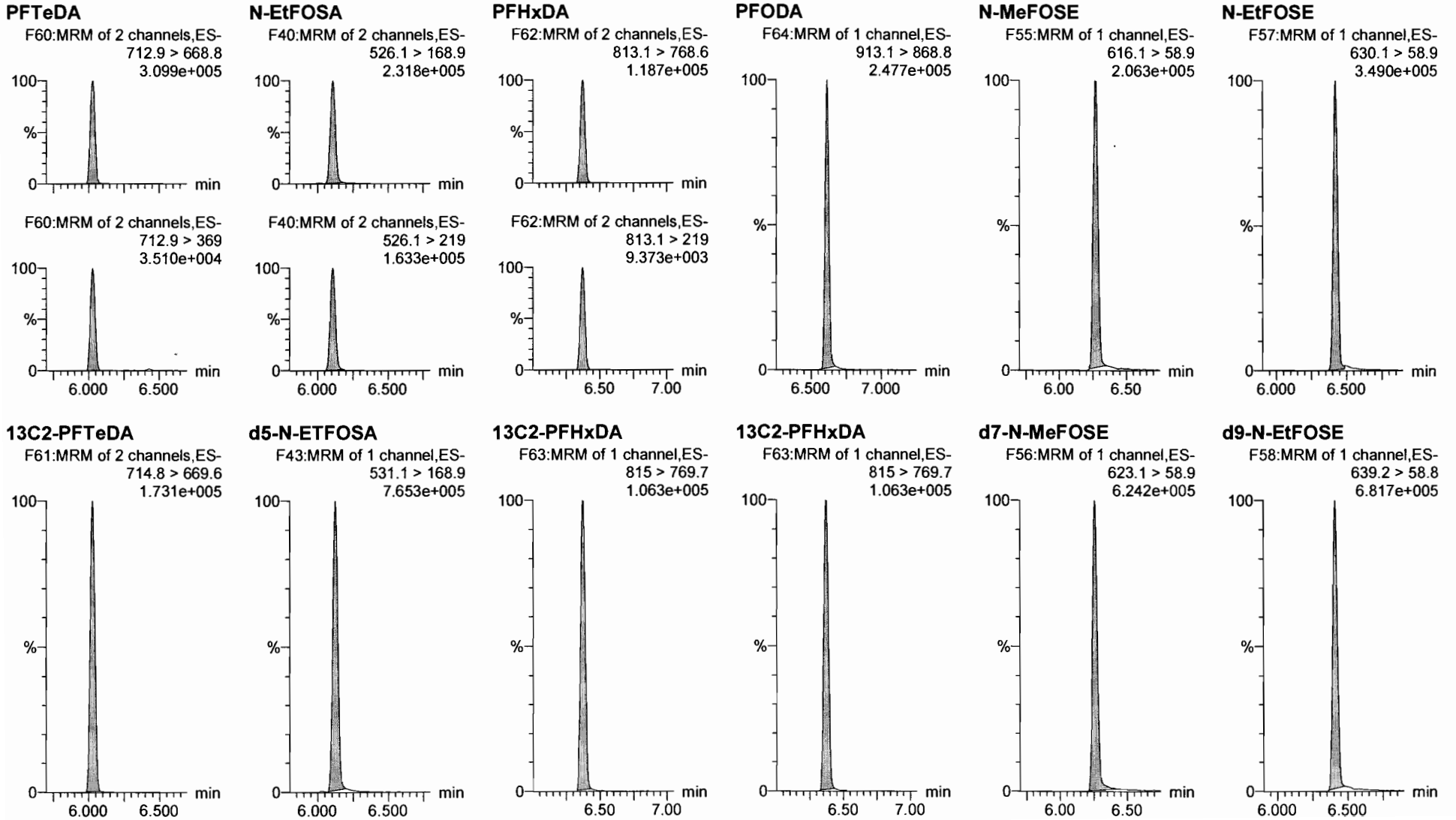
Name: 180222M1_46, Date: 22-Feb-2018, Time: 23:03:38, ID: ST180221M1-12 PFC CS3 18B0815, Description: PFC CS3 18B0815



Dataset: F:\Projects\PFAS.PRO\Results\180222M1\180222M1-46.qld

Last Altered: Friday, February 23, 2018 11:11:06 Pacific Standard Time
Printed: Friday, February 23, 2018 13:36:25 Pacific Standard Time

Name: 180222M1_46, Date: 22-Feb-2018, Time: 23:03:38, ID: ST180221M1-12 PFC CS3 18B0815, Description: PFC CS3 18B0815



Dataset: F:\Projects\PFAS.PRO\Results\180222M1\180222M1-46.qld

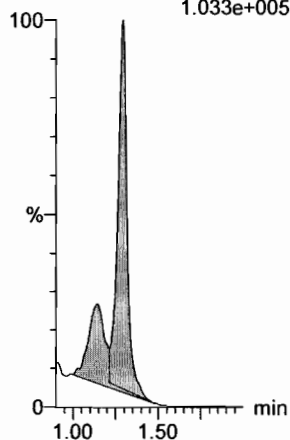
Last Altered: Friday, February 23, 2018 11:11:06 Pacific Standard Time

Printed: Friday, February 23, 2018 13:36:25 Pacific Standard Time

Name: 180222M1_46, Date: 22-Feb-2018, Time: 23:03:38, ID: ST180221M1-12 PFC CS3 18B0815, Description: PFC CS3 18B0815

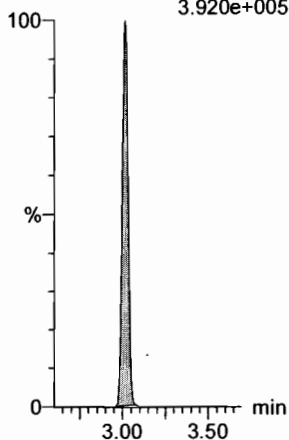
13C4-PFBA

F3:MRM of 1 channel,ES-
217. > 171.8
1.033e+005



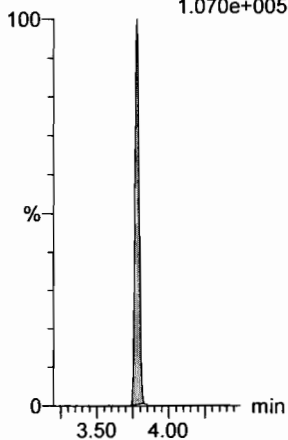
13C5-PFHxA

F10:MRM of 1 channel,ES-
318 > 272.9
3.920e+005



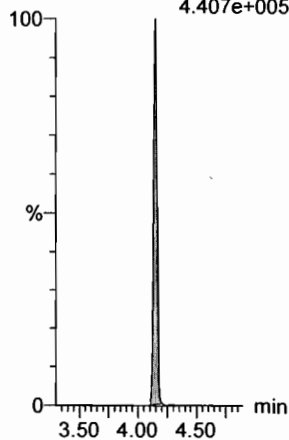
13C3-PFHxS

F18:MRM of 1 channel,ES-
401.9 > 79.9
1.070e+005



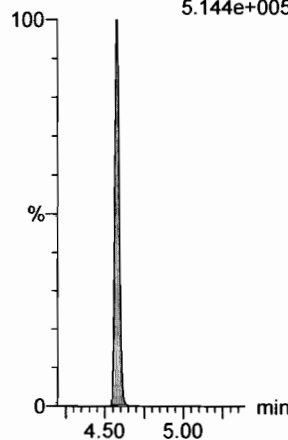
13C8-PFOA

F22:MRM of 1 channel,ES-
421.3 > 376
4.407e+005



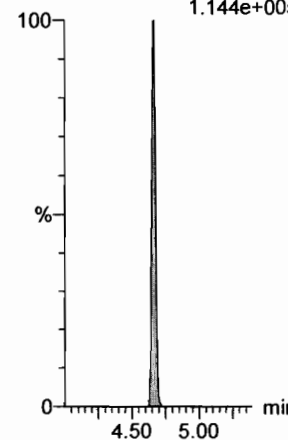
13C9-PFNA

F28:MRM of 1 channel,ES-
472.2 > 426.9
5.144e+005



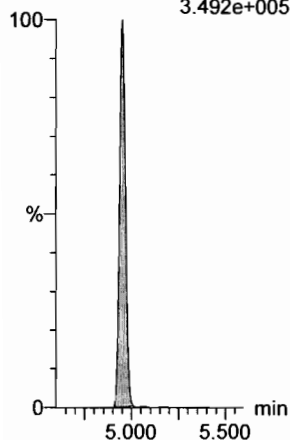
13C4-PFOS

F32:MRM of 1 channel,ES-
503 > 79.9
1.144e+005



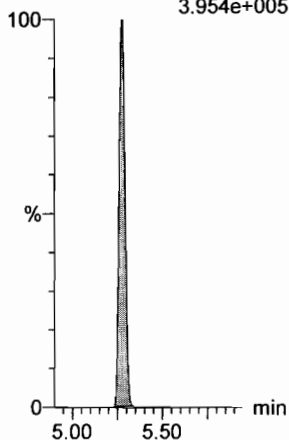
13C6-PFDA

F39:MRM of 1 channel,ES-
519.1 > 473.7
3.492e+005



13C7-PFUDa

F48:MRM of 1 channel,ES-
570.1 > 524.8
3.954e+005



INITIAL CALIBRATION (ICAL)
INCLUDING ASSOCIATED
INITIAL CALIBRATION VERIFICATION (ICV) AND INSTRUMENT BLANK (IB)

Dataset: F:\Projects\PFAS.PRO\Results\180221M1\180221M1-CRV.qld

Last Altered: Thursday, February 22, 2018 11:04:24 Pacific Standard Time
 Printed: Thursday, February 22, 2018 11:09:19 Pacific Standard Time

r/A
 02/22/2018

Method: F:\Projects\PFAS.PRO\MethDB\PFAS_FULL_80C_022118.mdb 22 Feb 2018 10:27:20
 Calibration: F:\Projects\PFAS.PRO\CurveDB\C18_VAL-PFAS_Q4_02-21-18-FULL.cdb 22 Feb 2018 11:04:24

Compound name: PFBA

Correlation coefficient: $r = 0.999753$, $r^2 = 0.999505$

Calibration curve: $1.15009 * x + -0.0434126$

Response type: Internal Std (Ref 34), Area * (IS Conc. / IS Area)

Curve type: Linear, Origin: Include, Weighting: 1/x, Axis trans: None

gm
 2/22/18

#	Name	Type	Std. Conc	RT	Area	IS Area	Response	Conc.	%Dev	Conc. Flag	CoD	CoD Flag	x=excluded
1	180221M1_4	Standard	0.250	1.37	198.829	10698.242	0.232	0.2	-4.1	NO	1.000	NO	MM
2	180221M1_5	Standard	0.500	1.38	442.805	11554.080	0.479	0.5	-9.1	NO	1.000	NO	MM
3	180221M1_6	Standard	1.000	1.37	839.913	9943.627	1.056	1.0	-4.4	NO	1.000	NO	MM
4	180221M1_7	Standard	2.000	1.37	1977.211	11840.092	2.087	1.9	-7.4	NO	1.000	NO	MM
5	180221M1_8	Standard	5.000	1.37	5495.460	11775.549	5.834	5.1	2.2	NO	1.000	NO	MM
6	180221M1_9	Standard	10.000	1.37	10032.289	10433.666	12.019	10.5	4.9	NO	1.000	NO	MM
7	180221M1_10	Standard	50.000	1.36	50553.871	11018.012	57.354	49.9	-0.2	NO	1.000	NO	MM
8	180221M1_11	Standard	100.000	1.37	102315.891	10890.015	117.442	102.2	2.2	NO	1.000	NO	MM
9	180221M1_12	Standard	250.000	1.37	229095.875	9697.565	295.301	256.8	2.7	NO	1.000	NO	MM
10	180221M1_13	Standard	500.000	1.34	492134.938	10899.400	564.406	490.8	-1.8	NO	1.000	NO	MM

Compound name: PFPeA

Correlation coefficient: $r = 0.999840$, $r^2 = 0.999681$

Calibration curve: $0.99631 * x + 0.0146012$

Response type: Internal Std (Ref 35), Area * (IS Conc. / IS Area)

Curve type: Linear, Origin: Exclude, Weighting: 1/x, Axis trans: None

#	Name	Type	Std. Conc	RT	Area	IS Area	Response	Conc.	%Dev	Conc. Flag	CoD	CoD Flag	x=excluded
1	180221M1_4	Standard	0.250	2.33	330.148	15207.316	0.271	0.3	3.1	NO	1.000	NO	bb
2	180221M1_5	Standard	0.500	2.33	547.307	14735.484	0.464	0.5	-9.7	NO	1.000	NO	bb
3	180221M1_6	Standard	1.000	2.32	1241.487	13428.037	1.156	1.1	14.5	NO	1.000	NO	bb
4	180221M1_7	Standard	2.000	2.32	2277.666	15243.866	1.868	1.9	-7.0	NO	1.000	NO	bb
5	180221M1_8	Standard	5.000	2.32	6254.013	15789.111	4.951	5.0	-0.9	NO	1.000	NO	bb
6	180221M1_9	Standard	10.000	2.32	10068.577	12512.198	10.059	10.1	0.8	NO	1.000	NO	bb
7	180221M1_10	Standard	50.000	2.32	54709.027	13529.485	50.546	50.7	1.4	NO	1.000	NO	bb
8	180221M1_11	Standard	100.000	2.32	104313.109	13230.568	98.553	98.9	-1.1	NO	1.000	NO	bb
9	180221M1_12	Standard	250.000	2.32	250797.047	12898.480	243.049	243.9	-2.4	NO	1.000	NO	bb

Dataset: F:\Projects\PFAS.PRO\Results\180221M1\180221M1-CRV.qld

Last Altered: Thursday, February 22, 2018 11:04:24 Pacific Standard Time

Printed: Thursday, February 22, 2018 11:09:19 Pacific Standard Time

Compound name: PFPeA

#	Name	Type	Std. Conc	RT	Area	IS Area	Response	Conc.	%Dev	Conc. Flag	CoD	CoD Flag	x=excluded
10	10 180221M1_13	Standard	500.000	2.29	499513.781	12374.275	504.589	506.4	1.3	NO	1.000	NO	MM

Compound name: PFBS

Coefficient of Determination: R² = 0.999083

Calibration curve: 0.000606242 * x² + 1.68658 * x + 0.0129676

Response type: Internal Std (Ref 36), Area * (IS Conc. / IS Area)

Curve type: 2nd Order, Origin: Exclude, Weighting: 1/x, Axis trans: None

#	Name	Type	Std. Conc	RT	Area	IS Area	Response	Conc.	%Dev	Conc. Flag	CoD	CoD Flag	x=excluded
1	1 180221M1_4	Standard	0.250	2.59	59.303	2019.394	0.367	0.2	-16.0	NO	0.999	NO	MM
2	2 180221M1_5	Standard	0.500	2.59	138.894	2024.499	0.858	0.5	0.1	NO	0.999	NO	bb
3	3 180221M1_6	Standard	1.000	2.60	259.084	1864.330	1.737	1.0	2.2	NO	0.999	NO	bb
4	4 180221M1_7	Standard	2.000	2.59	572.034	2085.519	3.429	2.0	1.2	NO	0.999	NO	bb
5	5 180221M1_8	Standard	5.000	2.59	1440.870	2238.750	8.045	4.8	-4.9	NO	0.999	NO	bb
6	6 180221M1_9	Standard	10.000	2.59	2504.094	1656.761	18.893	11.1	11.5	NO	0.999	NO	bb
7	7 180221M1_10	Standard	50.000	2.59	12985.455	1756.962	92.386	53.7	7.5	NO	0.999	NO	bb
8	8 180221M1_11	Standard	100.000	2.59	25221.164	1774.888	177.625	101.6	1.6	NO	0.999	NO	bb
9	9 180221M1_12	Standard	250.000	2.59	57752.680	1640.171	440.142	240.2	-3.9	NO	0.999	NO	bb
10	10 180221M1_13	Standard	500.000	2.58	107990.109	1345.440	1003.297	503.7	0.7	NO	0.999	NO	bb

Compound name: 4:2 FTS

Coefficient of Determination: R² = 0.998087

Calibration curve: 0.000739901 * x² + 1.14343 * x + 0.326571

Response type: Internal Std (Ref 36), Area * (IS Conc. / IS Area)

Curve type: 2nd Order, Origin: Exclude, Weighting: 1/x, Axis trans: None

#	Name	Type	Std. Conc	RT	Area	IS Area	Response	Conc.	%Dev	Conc. Flag	CoD	CoD Flag	x=excluded
1	1 180221M1_4	Standard	0.250	3.01	46.872	2019.394	0.290			NO	0.998	NO	MMXI
2	2 180221M1_5	Standard	0.500	3.00	125.396	2024.499	0.774	0.4	-21.7	NO	0.998	NO	bb
3	3 180221M1_6	Standard	1.000	3.00	220.156	1864.330	1.476	1.0	0.5	NO	0.998	NO	bb
4	4 180221M1_7	Standard	2.000	3.00	422.251	2085.519	2.531	1.9	-3.7	NO	0.998	NO	bb
5	5 180221M1_8	Standard	5.000	2.99	1139.084	2238.750	6.360	5.3	5.2	NO	0.998	NO	bb
6	6 180221M1_9	Standard	10.000	2.99	1703.952	1656.761	12.856	10.9	8.8	NO	0.998	NO	bb
7	7 180221M1_10	Standard	50.000	2.99	9532.250	1756.962	67.818	56.9	13.9	NO	0.998	NO	bb

Dataset: F:\Projects\PFAS.PRO\Results\180221M1\180221M1-CRV.qld

Last Altered: Thursday, February 22, 2018 11:04:24 Pacific Standard Time
 Printed: Thursday, February 22, 2018 11:09:19 Pacific Standard Time

Compound name: 4:2 FTS

	# Name	Type	Std. Conc	RT	Area	IS Area	Response	Conc.	%Dev	Conc. Flag	CoD	CoD Flag	x=excluded
8	8 180221M1_11	Standard	100.000	2.99	17593.447	1774.888	123.905	101.4	1.4	NO	0.998	NO	bb
9	9 180221M1_12	Standard	250.000	2.99	40946.598	1640.171	312.060	236.5	-5.4	NO	0.998	NO	bb
10	10 180221M1_13	Standard	500.000	2.97	82444.672	1345.440	765.964	504.7	0.9	NO	0.998	NO	bb

Compound name: PFHxA

Coefficient of Determination: R^2 = 0.998706

Calibration curve: $-0.000135275 * x^2 + 1.46917 * x + 0.0678337$

Response type: Internal Std (Ref 37), Area * (IS Conc. / IS Area)

Curve type: 2nd Order, Origin: Include, Weighting: 1/x, Axis trans: None

	# Name	Type	Std. Conc	RT	Area	IS Area	Response	Conc.	%Dev	Conc. Flag	CoD	CoD Flag	x=excluded
1	1 180221M1_4	Standard	0.250	3.09	435.757	4400.937	0.495	0.3	16.3	NO	0.999	NO	bb
2	2 180221M1_5	Standard	0.500	3.09	776.318	4907.573	0.791	0.5	-1.6	NO	0.999	NO	bb
3	3 180221M1_6	Standard	1.000	3.09	1307.730	4257.854	1.536	1.0	-0.1	NO	0.999	NO	bb
4	4 180221M1_7	Standard	2.000	3.08	2854.298	4824.424	2.958	2.0	-1.6	NO	0.999	NO	bb
5	5 180221M1_8	Standard	5.000	3.09	7369.783	4883.672	7.545	5.1	1.8	NO	0.999	NO	bb
6	6 180221M1_9	Standard	10.000	3.09	11857.178	4192.013	14.143	9.6	-4.1	NO	0.999	NO	bb
7	7 180221M1_10	Standard	50.000	3.08	63269.535	3993.265	79.220	54.1	8.3	NO	0.999	NO	bb
8	8 180221M1_11	Standard	100.000	3.09	121762.578	4046.957	150.437	103.3	3.3	NO	0.999	NO	bb
9	9 180221M1_12	Standard	250.000	3.09	276914.156	4057.033	341.277	237.4	-5.0	NO	0.999	NO	bb
10	10 180221M1_13	Standard	500.000	3.07	565439.313	3992.666	708.097	505.4	1.1	NO	0.999	NO	bb

Compound name: PFPeS

Correlation coefficient: r = 0.999358, r^2 = 0.998717

Calibration curve: $1.95288 * x + -0.160257$

Response type: Internal Std (Ref 36), Area * (IS Conc. / IS Area)

Curve type: Linear, Origin: Exclude, Weighting: 1/x, Axis trans: None

	# Name	Type	Std. Conc	RT	Area	IS Area	Response	Conc.	%Dev	Conc. Flag	CoD	CoD Flag	x=excluded
1	1 180221M1_4	Standard	0.250	3.29	56.486	2019.394	0.350	0.3	4.4	NO	0.999	NO	MM
2	2 180221M1_5	Standard	0.500	3.29	140.514	2024.499	0.868	0.5	5.3	NO	0.999	NO	bb
3	3 180221M1_6	Standard	1.000	3.29	311.123	1864.330	2.086	1.2	15.0	NO	0.999	NO	bb
4	4 180221M1_7	Standard	2.000	3.28	539.723	2085.519	3.235	1.7	-13.1	NO	0.999	NO	bb
5	5 180221M1_8	Standard	5.000	3.29	1440.405	2238.750	8.042	4.2	-16.0	NO	0.999	NO	bb

Dataset: F:\Projects\PFAS.PRO\Results\180221M1\180221M1-CRV.qld

Last Altered: Thursday, February 22, 2018 11:04:24 Pacific Standard Time

Printed: Thursday, February 22, 2018 11:09:19 Pacific Standard Time

Compound name: PFPeS

#	Name	Type	Std. Conc	RT	Area	IS Area	Response	Conc.	%Dev	Conc. Flag	CoD	CoD Flag	x=excluded
6	6 180221M1_9	Standard	10.000	3.29	2779.091	1656.761	20.968	10.8	8.2	NO	0.999	NO	bb
7	7 180221M1_10	Standard	50.000	3.28	13520.846	1756.962	96.195	49.3	-1.3	NO	0.999	NO	bb
8	8 180221M1_11	Standard	100.000	3.29	27602.688	1774.888	194.397	99.6	-0.4	NO	0.999	NO	bb
9	9 180221M1_12	Standard	250.000	3.29	60997.195	1640.171	464.869	238.1	-4.8	NO	0.999	NO	bb
10	10 180221M1_13	Standard	500.000	3.27	107807.445	1345.440	1001.600	513.0	2.6	NO	0.999	NO	bb

Compound name: PFHpA

Correlation coefficient: $r = 0.998450$, $r^2 = 0.996903$

Calibration curve: $1.282 * x + 0.145637$

Response type: Internal Std (Ref 38), Area * (IS Conc. / IS Area)

Curve type: Linear, Origin: Exclude, Weighting: 1/x, Axis trans: None

#	Name	Type	Std. Conc	RT	Area	IS Area	Response	Conc.	%Dev	Conc. Flag	CoD	CoD Flag	x=excluded
1	1 180221M1_4	Standard	0.250	3.70	398.356	13434.267	0.371	0.2	-29.8	NO	0.997	NO	bb
2	2 180221M1_5	Standard	0.500	3.70	623.973	11957.473	0.652	0.4	-21.0	NO	0.997	NO	bb
3	3 180221M1_6	Standard	1.000	3.70	1366.034	10320.280	1.655	1.2	17.7	NO	0.997	NO	bb
4	4 180221M1_7	Standard	2.000	3.70	2572.138	11657.860	2.758	2.0	1.9	NO	0.997	NO	bb
5	5 180221M1_8	Standard	5.000	3.70	7082.550	13118.475	6.749	5.2	3.0	NO	0.997	NO	bb
6	6 180221M1_9	Standard	10.000	3.70	11171.322	9641.612	14.483	11.2	11.8	NO	0.997	NO	bb
7	7 180221M1_10	Standard	50.000	3.70	55893.887	10010.862	69.792	54.3	8.7	NO	0.997	NO	bb
8	8 180221M1_11	Standard	100.000	3.70	122119.727	10944.118	139.481	108.7	8.7	NO	0.997	NO	bb
9	9 180221M1_12	Standard	250.000	3.70	256584.484	9644.636	332.548	259.3	3.7	NO	0.997	NO	bb
10	10 180221M1_13	Standard	500.000	3.68	437723.250	8957.927	610.804	476.3	-4.7	NO	0.997	NO	bb

Dataset: F:\Projects\PFAS.PRO\Results\180221M1\180221M1-CRV.qld

Last Altered: Thursday, February 22, 2018 11:04:24 Pacific Standard Time
 Printed: Thursday, February 22, 2018 11:09:19 Pacific Standard Time

Compound name: L-PFHxS

Correlation coefficient: $r = 0.999252$, $r^2 = 0.998504$

Calibration curve: $1.91475 * x + -0.110109$

Response type: Internal Std (Ref 39), Area * (IS Conc. / IS Area)

Curve type: Linear, Origin: Exclude, Weighting: 1/x, Axis trans: None

	# Name	Type	Std. Conc	RT	Area	IS Area	Response	Conc.	%Dev	Conc. Flag	CoD	CoD Flag	x=excluded
1	1 180221M1_4	Standard	0.250	3.85	51.270	1560.509	0.411	0.3	8.8	NO	0.999	NO	MM
2	2 180221M1_5	Standard	0.500	3.85	92.843	1513.077	0.767	0.5	-8.4	NO	0.999	NO	MM
3	3 180221M1_6	Standard	1.000	3.85	207.542	1464.306	1.772	1.0	-1.7	NO	0.999	NO	MM
4	4 180221M1_7	Standard	2.000	3.85	483.711	1489.265	4.060	2.2	8.9	NO	0.999	NO	MM
5	5 180221M1_8	Standard	5.000	3.85	1171.567	1466.186	9.988	5.3	5.5	NO	0.999	NO	MM
6	6 180221M1_9	Standard	10.000	3.85	1782.830	1337.195	16.666	8.8	-12.4	NO	0.999	NO	MM
7	7 180221M1_10	Standard	50.000	3.85	8765.509	1192.385	91.891	48.0	-3.9	NO	0.999	NO	MM
8	8 180221M1_11	Standard	100.000	3.85	18632.678	1220.347	190.854	99.7	-0.3	NO	0.999	NO	MM
9	9 180221M1_12	Standard	250.000	3.85	48617.445	1200.594	506.181	264.4	5.8	NO	0.999	NO	MM
10	10 180221M1_13	Standard	500.000	3.83	85367.648	1140.686	935.486	488.6	-2.3	NO	0.999	NO	MM

Compound name: 6:2 FTS

Coefficient of Determination: $R^2 = 0.999389$

Calibration curve: $-8.08821e-005 * x^2 + 0.220747 * x + -0.0163908$

Response type: Internal Std (Ref 40), Area * (IS Conc. / IS Area)

Curve type: 2nd Order, Origin: Include, Weighting: 1/x, Axis trans: None

	# Name	Type	Std. Conc	RT	Area	IS Area	Response	Conc.	%Dev	Conc. Flag	CoD	CoD Flag	x=excluded
1	1 180221M1_4	Standard	0.250	4.17	38.110	18786.982	0.025	0.2	-24.3	NO	0.999	NO	MM
2	2 180221M1_5	Standard	0.500	4.16	192.153	19407.670	0.124	0.6	27.0	NO	0.999	NO	bb
3	3 180221M1_6	Standard	1.000	4.16	213.952	15478.994	0.173	0.9	-14.3	NO	0.999	NO	bb
4	4 180221M1_7	Standard	2.000	4.16	579.653	21255.453	0.341	1.6	-19.0	NO	0.999	NO	bb
5	5 180221M1_8	Standard	5.000	4.16	1758.271	18930.566	1.161	5.3	6.9	NO	0.999	NO	bb
6	6 180221M1_9	Standard	10.000	4.16	2756.240	16245.793	2.121	9.7	-2.8	NO	0.999	NO	bb
7	7 180221M1_10	Standard	50.000	4.16	13110.885	15848.614	10.341	47.8	-4.5	NO	0.999	NO	bb
8	8 180221M1_11	Standard	100.000	4.16	28008.150	16558.475	21.143	99.5	-0.5	NO	0.999	NO	bb
9	9 180221M1_12	Standard	250.000	4.16	63692.469	15514.998	51.315	256.7	2.7	NO	0.999	NO	bb
10	10 180221M1_13	Standard	500.000	4.14	98796.445	13781.941	89.607	496.2	-0.8	NO	0.999	NO	bb

Dataset: F:\Projects\PFAS.PRO\Results\180221M1\180221M1-CRV.qld

Last Altered: Thursday, February 22, 2018 11:04:24 Pacific Standard Time
 Printed: Thursday, February 22, 2018 11:09:19 Pacific Standard Time

Compound name: L-PFOA

Correlation coefficient: $r = 0.999166$, $r^2 = 0.998333$

Calibration curve: $0.940333 * x + 0.0649829$

Response type: Internal Std (Ref 40), Area * (IS Conc. / IS Area)

Curve type: Linear, Origin: Exclude, Weighting: 1/x, Axis trans: None

#	Name	Type	Std. Conc	RT	Area	IS Area	Response	Conc.	%Dev	Conc. Flag	CoD	CoD Flag	x=excluded
1	1 180221M1_4	Standard	0.250	4.22	435.730	18786.982	0.290	0.2	-4.3	NO	0.998	NO	bb
2	2 180221M1_5	Standard	0.500	4.22	779.515	19407.670	0.502	0.5	-7.0	NO	0.998	NO	bb
3	3 180221M1_6	Standard	1.000	4.21	1333.197	15478.994	1.077	1.1	7.6	NO	0.998	NO	bb
4	4 180221M1_7	Standard	2.000	4.21	3123.007	21255.453	1.837	1.9	-5.8	NO	0.998	NO	bb
5	5 180221M1_8	Standard	5.000	4.21	7134.808	18930.566	4.711	4.9	-1.2	NO	0.998	NO	bb
6	6 180221M1_9	Standard	10.000	4.21	12930.833	16245.793	9.949	10.5	5.1	NO	0.998	NO	bb
7	7 180221M1_10	Standard	50.000	4.22	67650.586	15848.614	53.357	56.7	13.3	NO	0.998	NO	bb
8	8 180221M1_11	Standard	100.000	4.22	115302.680	16558.475	87.042	92.5	-7.5	NO	0.998	NO	bb
9	9 180221M1_12	Standard	250.000	4.21	290112.813	15514.998	233.736	248.5	-0.6	NO	0.998	NO	bb
10	10 180221M1_13	Standard	500.000	4.19	520494.938	13781.941	472.081	502.0	0.4	NO	0.998	NO	bb

Compound name: PFHpS

Coefficient of Determination: $R^2 = 0.999319$

Calibration curve: $-0.000292046 * x^2 + 1.06296 * x + 0.0376986$

Response type: Internal Std (Ref 43), Area * (IS Conc. / IS Area)

Curve type: 2nd Order, Origin: Exclude, Weighting: 1/x, Axis trans: None

#	Name	Type	Std. Conc	RT	Area	IS Area	Response	Conc.	%Dev	Conc. Flag	CoD	CoD Flag	x=excluded
1	1 180221M1_4	Standard	0.250	4.33	60.259	3961.247	0.190	0.1	-42.6	YES	0.999	NO	bbX
2	2 180221M1_5	Standard	0.500	4.32	158.510	4347.649	0.456	0.4	-21.3	NO	0.999	NO	bbX
3	3 180221M1_6	Standard	1.000	4.33	362.093	3247.731	1.394	1.3	27.6	NO	0.999	NO	bb
4	4 180221M1_7	Standard	2.000	4.32	644.461	4192.512	1.921	1.8	-11.3	NO	0.999	NO	bb
5	5 180221M1_8	Standard	5.000	4.32	1590.899	4355.646	4.566	4.3	-14.7	NO	0.999	NO	bb
6	6 180221M1_9	Standard	10.000	4.32	3137.010	3825.722	10.250	9.6	-3.7	NO	0.999	NO	bb
7	7 180221M1_10	Standard	50.000	4.32	13821.755	3242.079	53.290	50.8	1.6	NO	0.999	NO	bb
8	8 180221M1_11	Standard	100.000	4.32	29093.891	3493.279	104.107	100.7	0.7	NO	0.999	NO	bb
9	9 180221M1_12	Standard	250.000	4.32	62592.582	3166.194	247.113	249.6	-0.2	NO	0.999	NO	bb
10	10 180221M1_13	Standard	500.000	4.30	107512.789	3191.003	421.156	452.4	-9.5	NO	0.999	NO	bbX

Dataset: F:\Projects\PFAS.PRO\Results\180221M1\180221M1-CRV.qld

Last Altered: Thursday, February 22, 2018 11:04:24 Pacific Standard Time
 Printed: Thursday, February 22, 2018 11:09:19 Pacific Standard Time

Compound name: PFNA

Coefficient of Determination: $R^2 = 0.991863$

Calibration curve: $2.59272e-005 * x^2 + 1.35784 * x + 0.0148274$

Response type: Internal Std (Ref 41), Area * (IS Conc. / IS Area)

Curve type: 2nd Order, Origin: Exclude, Weighting: 1/x, Axis trans: None

#	Name	Type	Std. Conc	RT	Area	IS Area	Response	Conc.	%Dev	Conc. Flag	CoD	CoD Flag	x=excluded
1	1 180221M1_4	Standard	0.250	4.65	306.087	13873.090	0.276	0.2	-23.1	NO	0.992	NO	bb
2	2 180221M1_5	Standard	0.500	4.65	793.690	14926.753	0.665	0.5	-4.3	NO	0.992	NO	bb
3	3 180221M1_6	Standard	1.000	4.65	1494.147	11139.679	1.677	1.2	22.4	NO	0.992	NO	bb
4	4 180221M1_7	Standard	2.000	4.65	2680.327	13066.313	2.564	1.9	-6.1	NO	0.992	NO	bb
5	5 180221M1_8	Standard	5.000	4.65	8081.262	14566.921	6.935	5.1	1.9	NO	0.992	NO	bb
6	6 180221M1_9	Standard	10.000	4.65	12910.989	11744.938	13.741	10.1	1.1	NO	0.992	NO	bb
7	7 180221M1_10	Standard	50.000	4.64	71955.313	13388.479	67.180	49.4	-1.2	NO	0.992	NO	bb
8	8 180221M1_11	Standard	100.000	4.64	153907.531	11880.648	161.931	119.0	19.0	NO	0.992	NO	bb
9	9 180221M1_12	Standard	250.000	4.64	286768.688	11928.018	300.520	220.4	-11.8	NO	0.992	NO	bb
10	10 180221M1_13	Standard	500.000	4.63	631216.688	11262.025	700.603	511.0	2.2	NO	0.992	NO	bb

Compound name: PFOSA

Correlation coefficient: $r = 0.999105$, $r^2 = 0.998211$

Calibration curve: $1.01241 * x + 0.211516$

Response type: Internal Std (Ref 42), Area * (IS Conc. / IS Area)

Curve type: Linear, Origin: Exclude, Weighting: 1/x, Axis trans: None

#	Name	Type	Std. Conc	RT	Area	IS Area	Response	Conc.	%Dev	Conc. Flag	CoD	CoD Flag	x=excluded
1	1 180221M1_4	Standard	0.250	4.72	61.471	4396.382	0.175			NO	0.998	NO	bbXI
2	2 180221M1_5	Standard	0.500	4.71	153.375	3688.849	0.520	0.3	-39.1	YES	0.998	NO	bbX
3	3 180221M1_6	Standard	1.000	4.71	412.763	3517.536	1.467	1.2	24.0	NO	0.998	NO	bb
4	4 180221M1_7	Standard	2.000	4.71	618.423	4156.400	1.860	1.6	-18.6	NO	0.998	NO	bb
5	5 180221M1_8	Standard	5.000	4.71	1766.594	4096.061	5.391	5.1	2.3	NO	0.998	NO	bb
6	6 180221M1_9	Standard	10.000	4.71	2902.662	3441.599	10.543	10.2	2.0	NO	0.998	NO	bb
7	7 180221M1_10	Standard	50.000	4.71	15064.264	3836.674	49.080	48.3	-3.5	NO	0.998	NO	bb
8	8 180221M1_11	Standard	100.000	4.71	25988.172	3572.159	90.940	89.6	-10.4	NO	0.998	NO	bb
9	9 180221M1_12	Standard	250.000	4.71	68765.273	3282.173	261.889	258.5	3.4	NO	0.998	NO	bb
10	10 180221M1_13	Standard	500.000	4.69	136484.984	3345.802	509.911	503.5	0.7	NO	0.998	NO	bb

Dataset: F:\Projects\PFAS.PRO\Results\180221M1\180221M1-CRV.qld

Last Altered: Thursday, February 22, 2018 11:04:24 Pacific Standard Time

Printed: Thursday, February 22, 2018 11:09:19 Pacific Standard Time

Compound name: L-PFOS

Correlation coefficient: $r = 0.995546$, $r^2 = 0.991112$

Calibration curve: $1.00443 * x + 0.0147798$

Response type: Internal Std (Ref 43), Area * (IS Conc. / IS Area)

Curve type: Linear, Origin: Exclude, Weighting: 1/x, Axis trans: None

#	Name	Type	Std. Conc	RT	Area	IS Area	Response	Conc.	%Dev	Conc. Flag	CoD	CoD Flag	x=excluded
1	1 180221M1_4	Standard	0.250	4.73	72.441	3961.247	0.229	0.2	-14.9	NO	0.991	NO	MM
2	2 180221M1_5	Standard	0.500	4.73	157.880	4347.649	0.454	0.4	-12.6	NO	0.991	NO	MM
3	3 180221M1_6	Standard	1.000	4.73	303.719	3247.731	1.169	1.1	14.9	NO	0.991	NO	MM
4	4 180221M1_7	Standard	2.000	4.73	618.062	4192.512	1.843	1.8	-9.0	NO	0.991	NO	MM
5	5 180221M1_8	Standard	5.000	4.73	1816.312	4355.646	5.213	5.2	3.5	NO	0.991	NO	MM
6	6 180221M1_9	Standard	10.000	4.73	3081.021	3825.722	10.067	10.0	0.1	NO	0.991	NO	MM
7	7 180221M1_10	Standard	50.000	4.73	14925.087	3242.079	57.544	57.3	14.6	NO	0.991	NO	MM
8	8 180221M1_11	Standard	100.000	4.72	27514.023	3493.279	98.453	98.0	-2.0	NO	0.991	NO	MM
9	9 180221M1_12	Standard	250.000	4.73	71802.445	3166.194	283.473	282.2	12.9	NO	0.991	NO	MM
10	10 180221M1_13	Standard	500.000	4.71	118583.453	3191.003	464.523	462.5	-7.5	NO	0.991	NO	MM

Compound name: PFDA

Coefficient of Determination: $R^2 = 0.996469$

Calibration curve: $-0.00164299 * x^2 + 1.2648 * x + 0.0882521$

Response type: Internal Std (Ref 44), Area * (IS Conc. / IS Area)

Curve type: 2nd Order, Origin: Exclude, Weighting: 1/x, Axis trans: None

#	Name	Type	Std. Conc	RT	Area	IS Area	Response	Conc.	%Dev	Conc. Flag	CoD	CoD Flag	x=excluded
1	1 180221M1_4	Standard	0.250	5.02	368.184	13835.229	0.333	0.2	-22.7	NO	0.996	NO	bb
2	2 180221M1_5	Standard	0.500	5.02	845.946	17931.242	0.590	0.4	-20.7	NO	0.996	NO	bb
3	3 180221M1_6	Standard	1.000	5.02	1533.950	12047.957	1.592	1.2	19.0	NO	0.996	NO	bb
4	4 180221M1_7	Standard	2.000	5.02	3838.869	16875.502	2.844	2.2	9.2	NO	0.996	NO	bb
5	5 180221M1_8	Standard	5.000	5.02	8640.810	15423.122	7.003	5.5	10.1	NO	0.996	NO	bb
6	6 180221M1_9	Standard	10.000	5.02	12462.537	11253.305	13.843	11.0	10.3	NO	0.996	NO	bb
7	7 180221M1_10	Standard	50.000	5.02	60168.211	13624.113	55.204	46.4	-7.3	NO	0.996	NO	bb
8	8 180221M1_11	Standard	100.000	5.02	110330.133	12315.657	111.982	102.0	2.0	NO	0.996	NO	bb
9	9 180221M1_12	Standard	250.000	5.01	299633.125	13272.136	282.201			NO	0.996	NO	bbXI
10	10 180221M1_13	Standard	500.000	5.00	619070.063	12461.990	620.958			NO	0.996	NO	bbXI

Dataset: F:\Projects\PFAS.PRO\Results\180221M1\180221M1-CRV.qld

Last Altered: Thursday, February 22, 2018 11:04:24 Pacific Standard Time

Printed: Thursday, February 22, 2018 11:09:19 Pacific Standard Time

Compound name: 8:2 FTS

Coefficient of Determination: $R^2 = 0.993542$

Calibration curve: $-7.62702e-007 * x^2 + 0.186803 * x + 0.018691$

Response type: Internal Std (Ref 40), Area * (IS Conc. / IS Area)

Curve type: 2nd Order, Origin: Include, Weighting: 1/x, Axis trans: None

	# Name	Type	Std. Conc	RT	Area	IS Area	Response	Conc.	%Dev	Conc. Flag	CoD	CoD Flag	x=excluded
1	1 180221M1_4	Standard	0.250	4.99	108.760	18786.982	0.072	0.3	14.9	NO	0.994	NO	bb
2	2 180221M1_5	Standard	0.500	4.99	182.156	19407.670	0.117	0.5	5.6	NO	0.994	NO	bb
3	3 180221M1_6	Standard	1.000	4.99	285.804	15478.994	0.231	1.1	13.5	NO	0.994	NO	bb
4	4 180221M1_7	Standard	2.000	4.99	489.714	21255.453	0.288	1.4	-27.9	NO	0.994	NO	bb
5	5 180221M1_8	Standard	5.000	4.99	1529.667	18930.566	1.010	5.3	6.1	NO	0.994	NO	bb
6	6 180221M1_9	Standard	10.000	4.99	2737.563	16245.793	2.106	11.2	11.8	NO	0.994	NO	bb
7	7 180221M1_10	Standard	50.000	4.99	15163.146	15848.614	11.959	63.9	27.9	NO	0.994	NO	bb
8	8 180221M1_11	Standard	100.000	4.98	22988.361	16558.475	17.354	92.8	-7.2	NO	0.994	NO	bb
9	9 180221M1_12	Standard	250.000	4.98	54259.984	15514.998	43.716	234.1	-6.3	NO	0.994	NO	bb
10	10 180221M1_13	Standard	500.000	4.97	104422.930	13781.941	94.710	508.0	1.6	NO	0.994	NO	bb

Compound name: PFNS

Coefficient of Determination: $R^2 = 0.996995$

Calibration curve: $-0.000264156 * x^2 + 0.968648 * x + -0.161895$

Response type: Internal Std (Ref 43), Area * (IS Conc. / IS Area)

Curve type: 2nd Order, Origin: Exclude, Weighting: 1/x, Axis trans: None

	# Name	Type	Std. Conc	RT	Area	IS Area	Response	Conc.	%Dev	Conc. Flag	CoD	CoD Flag	x=excluded
1	1 180221M1_4	Standard	0.250	5.08	31.155	3961.247	0.098	0.3	7.5	NO	0.997	NO	MM
2	2 180221M1_5	Standard	0.500	5.09	154.285	4347.649	0.444	0.6	25.0	NO	0.997	NO	MM
3	3 180221M1_6	Standard	1.000	5.08	234.355	3247.731	0.902	1.1	9.9	NO	0.997	NO	MM
4	4 180221M1_7	Standard	2.000	5.08	606.372	4192.512	1.808	2.0	1.7	NO	0.997	NO	MM
5	5 180221M1_8	Standard	5.000	5.08	1238.956	4355.646	3.556	3.8	-23.2	NO	0.997	NO	MM
6	6 180221M1_9	Standard	10.000	5.08	2325.501	3825.722	7.598	8.0	-19.7	NO	0.997	NO	MM
7	7 180221M1_10	Standard	50.000	5.08	12367.221	3242.079	47.682	50.1	0.2	NO	0.997	NO	bb
8	8 180221M1_11	Standard	100.000	5.08	24510.000	3493.279	87.704	93.1	-6.9	NO	0.997	NO	MM
9	9 180221M1_12	Standard	250.000	5.08	61027.879	3166.194	240.935	268.6	7.4	NO	0.997	NO	MM
10	10 180221M1_13	Standard	500.000	5.06	105102.273	3191.003	411.713	490.9	-1.8	NO	0.997	NO	MM

Dataset: F:\Projects\PFAS.PRO\Results\180221M1\180221M1-CRV.qld

Last Altered: Thursday, February 22, 2018 11:04:24 Pacific Standard Time
 Printed: Thursday, February 22, 2018 11:09:19 Pacific Standard Time

Compound name: N-MeFOSAA

Coefficient of Determination: R² = 0.998351

Calibration curve: $-0.000492488 * x^2 + 1.41361 * x + -0.117779$

Response type: Internal Std (Ref 45), Area * (IS Conc. / IS Area)

Curve type: 2nd Order, Origin: Include, Weighting: 1/x, Axis trans: None

#	Name	Type	Std. Conc	RT	Area	IS Area	Response	Conc.	%Dev	Conc. Flag	CoD	CoD Flag	x=excluded
1	1 180221M1_4	Standard	0.250	5.17	152.494	7310.144	0.261	0.3	7.1	NO	0.998	NO	bb
2	2 180221M1_5	Standard	0.500	5.17	211.174	6741.796	0.392	0.4	-27.9	NO	0.998	NO	bb
3	3 180221M1_6	Standard	1.000	5.18	618.851	6554.544	1.180	0.9	-8.2	NO	0.998	NO	bb
4	4 180221M1_7	Standard	2.000	5.17	1562.864	6829.780	2.860	2.1	5.4	NO	0.998	NO	bb
5	5 180221M1_8	Standard	5.000	5.17	3325.941	6933.470	5.996	4.3	-13.4	NO	0.998	NO	bb
6	6 180221M1_9	Standard	10.000	5.17	6781.229	6391.959	13.261	9.5	-5.0	NO	0.998	NO	bb
7	7 180221M1_10	Standard	50.000	5.17	35445.289	5875.155	75.414	54.5	8.9	NO	0.998	NO	bb
8	8 180221M1_11	Standard	100.000	5.17	70262.805	6227.823	141.026	103.6	3.6	NO	0.998	NO	bb
9	9 180221M1_12	Standard	250.000	5.17	155505.141	6320.399	307.546	237.3	-5.1	NO	0.998	NO	bb
10	10 180221M1_13	Standard	500.000	5.15	277737.813	5889.082	589.518	506.5	1.3	NO	0.998	NO	bb

Compound name: N-EtFOSAA

Coefficient of Determination: R² = 0.996579

Calibration curve: $-0.000238627 * x^2 + 1.07994 * x + -0.0712979$

Response type: Internal Std (Ref 46), Area * (IS Conc. / IS Area)

Curve type: 2nd Order, Origin: Include, Weighting: 1/x, Axis trans: None

#	Name	Type	Std. Conc	RT	Area	IS Area	Response	Conc.	%Dev	Conc. Flag	CoD	CoD Flag	x=excluded
1	1 180221M1_4	Standard	0.250	5.33	140.116	6882.075	0.254	0.3	20.7	NO	0.997	NO	bb
2	2 180221M1_5	Standard	0.500	5.33	258.824	8234.955	0.393	0.4	-14.0	NO	0.997	NO	bb
3	3 180221M1_6	Standard	1.000	5.32	431.174	6793.147	0.793	0.8	-19.9	NO	0.997	NO	bb
4	4 180221M1_7	Standard	2.000	5.33	1199.609	7213.238	2.079	2.0	-0.4	NO	0.997	NO	bb
5	5 180221M1_8	Standard	5.000	5.32	3076.590	8415.912	4.570	4.3	-14.0	NO	0.997	NO	bb
6	6 180221M1_9	Standard	10.000	5.32	5642.451	6215.961	11.347	10.6	6.0	NO	0.997	NO	bb
7	7 180221M1_10	Standard	50.000	5.32	26334.588	6158.461	53.452	50.1	0.2	NO	0.997	NO	bb
8	8 180221M1_11	Standard	100.000	5.32	46790.730	6219.613	94.039	88.9	-11.1	NO	0.997	NO	bb
9	9 180221M1_12	Standard	250.000	5.32	117749.359	5373.878	273.893	269.8	7.9	NO	0.997	NO	bb
10	10 180221M1_13	Standard	500.000	5.31	199763.906	5278.301	473.078	491.5	-1.7	NO	0.997	NO	bb

Dataset: F:\Projects\PFAS.PRO\Results\180221M1\180221M1-CRV.qld

Last Altered: Thursday, February 22, 2018 11:04:24 Pacific Standard Time
 Printed: Thursday, February 22, 2018 11:09:19 Pacific Standard Time

Compound name: PFUdA

Coefficient of Determination: $R^2 = 0.997898$

Calibration curve: $-0.000292867 * x^2 + 1.05755 * x + -0.00818396$

Response type: Internal Std (Ref 47), Area * (IS Conc. / IS Area)

Curve type: 2nd Order, Origin: Exclude, Weighting: 1/x, Axis trans: None

#	Name	Type	Std. Conc	RT	Area	IS Area	Response	Conc.	%Dev	Conc. Flag	CoD	CoD Flag	x=excluded
1	1 180221M1_4	Standard	0.250	5.35	312.230	20580.400	0.190	0.2	-25.2	NO	0.998	NO	bb
2	2 180221M1_5	Standard	0.500	5.34	833.919	15489.665	0.673	0.6	28.8	NO	0.998	NO	bb
3	3 180221M1_6	Standard	1.000	5.34	1385.960	14308.330	1.211	1.2	15.3	NO	0.998	NO	bb
4	4 180221M1_7	Standard	2.000	5.34	2740.817	16327.658	2.098	2.0	-0.4	NO	0.998	NO	bb
5	5 180221M1_8	Standard	5.000	5.34	8387.789	20192.963	5.192	4.9	-1.5	NO	0.998	NO	bb
6	6 180221M1_9	Standard	10.000	5.34	13321.420	17335.881	9.605	9.1	-8.9	NO	0.998	NO	bb
7	7 180221M1_10	Standard	50.000	5.34	65104.422	17801.938	45.714	43.8	-12.5	NO	0.998	NO	bb
8	8 180221M1_11	Standard	100.000	5.34	126025.867	15305.832	102.923	100.1	0.1	NO	0.998	NO	bb
9	9 180221M1_12	Standard	250.000	5.34	302829.125	14616.598	258.977	264.2	5.7	NO	0.998	NO	MM
10	10 180221M1_13	Standard	500.000	5.33	565418.188	15715.070	449.742	492.4	-1.5	NO	0.998	NO	MM

Compound name: PFDS

Coefficient of Determination: $R^2 = 0.996083$

Calibration curve: $-0.000122242 * x^2 + 0.268366 * x + -0.0109634$

Response type: Internal Std (Ref 47), Area * (IS Conc. / IS Area)

Curve type: 2nd Order, Origin: Exclude, Weighting: 1/x, Axis trans: None

#	Name	Type	Std. Conc	RT	Area	IS Area	Response	Conc.	%Dev	Conc. Flag	CoD	CoD Flag	x=excluded
1	1 180221M1_4	Standard	0.250	5.40	97.156	20580.400	0.059	0.3	4.3	NO	0.996	NO	bb
2	2 180221M1_5	Standard	0.500	5.39	164.769	15489.665	0.133	0.5	7.3	NO	0.996	NO	bb
3	3 180221M1_6	Standard	1.000	5.39	369.545	14308.330	0.323	1.2	24.5	NO	0.996	NO	bb
4	4 180221M1_7	Standard	2.000	5.39	616.078	16327.658	0.472	1.8	-10.0	NO	0.996	NO	bb
5	5 180221M1_8	Standard	5.000	5.39	1927.110	20192.963	1.193	4.5	-10.1	NO	0.996	NO	bb
6	6 180221M1_9	Standard	10.000	5.39	3452.415	17335.881	2.489	9.4	-6.4	NO	0.996	NO	bb
7	7 180221M1_10	Standard	50.000	5.39	15203.979	17801.938	10.676	40.6	-18.9	NO	0.996	NO	bb
8	8 180221M1_11	Standard	100.000	5.39	33260.371	15305.832	27.163	106.4	6.4	NO	0.996	NO	bb
9	9 180221M1_12	Standard	250.000	5.39	72339.430	14616.598	61.864	261.8	4.7	NO	0.996	NO	bb
10	10 180221M1_13	Standard	500.000	5.37	128656.047	15715.070	102.335	491.3	-1.7	NO	0.996	NO	bb

Dataset: F:\Projects\PFAS.PRO\Results\180221M1\180221M1-CRV.qld

Last Altered: Thursday, February 22, 2018 11:04:24 Pacific Standard Time
 Printed: Thursday, February 22, 2018 11:09:19 Pacific Standard Time

Compound name: PFDa

Coefficient of Determination: $R^2 = 0.997683$

Calibration curve: $0.00660461 * x^2 + 0.954531 * x + 0.0304794$

Response type: Internal Std (Ref 48), Area * (IS Conc. / IS Area)

Curve type: 2nd Order, Origin: Exclude, Weighting: 1/x, Axis trans: None

#	Name	Type	Std. Conc	RT	Area	IS Area	Response	Conc.	%Dev	Conc. Flag	CoD	CoD Flag	x=excluded
1	1 180221M1_4	Standard	0.250	5.63	345.400	18487.363	0.234	0.2	-15.0	NO	0.998	NO	bbX
2	2 180221M1_5	Standard	0.500	5.62	1230.647	17213.604	0.894	0.9	79.7	YES	0.998	NO	bbX
3	3 180221M1_6	Standard	1.000	5.63	1427.386	19783.021	0.902	0.9	-9.3	NO	0.998	NO	bb
4	4 180221M1_7	Standard	2.000	5.62	2948.750	17538.285	2.102	2.1	6.9	NO	0.998	NO	bb
5	5 180221M1_8	Standard	5.000	5.62	7055.224	21148.320	4.170	4.2	-15.7	NO	0.998	NO	bb
6	6 180221M1_9	Standard	10.000	5.62	12696.271	12742.907	12.454	12.0	20.2	NO	0.998	NO	bb
7	7 180221M1_10	Standard	50.000	5.62	64745.227	13116.026	61.704	48.4	-3.2	NO	0.998	NO	bb
8	8 180221M1_11	Standard	100.000	5.62	133912.250	10292.833	162.628	100.5	0.5	NO	0.998	NO	bb
9	9 180221M1_12	Standard	250.000	5.62	317106.688	12874.655	307.879	155.4	-37.8	YES	0.998	NO	bbX
10	10 180221M1_13	Standard	500.000	5.61	524270.844	10645.353	615.610	241.5	-51.7	YES	0.998	NO	bbX

Compound name: N-MeFOSA

Correlation coefficient: $r = 0.998061$, $r^2 = 0.996125$

Calibration curve: $0.965882 * x + 0.462407$

Response type: Internal Std (Ref 49), Area * (IS Conc. / IS Area)

Curve type: Linear, Origin: Include, Weighting: 1/x, Axis trans: None

#	Name	Type	Std. Conc	RT	Area	IS Area	Response	Conc.	%Dev	Conc. Flag	CoD	CoD Flag	x=excluded
1	1 180221M1_4	Standard	1.250	5.76	203.921	21732.656	1.407	1.0	-21.7	NO	0.996	NO	bb
2	2 180221M1_5	Standard	2.500	5.76	398.628	20687.824	2.890	2.5	0.5	NO	0.996	NO	bb
3	3 180221M1_6	Standard	5.000	5.76	760.906	20073.107	5.686	5.4	8.2	NO	0.996	NO	bb
4	4 180221M1_7	Standard	10.000	5.76	1416.683	20317.566	10.459	10.3	3.5	NO	0.996	NO	bb
5	5 180221M1_8	Standard	25.000	5.76	3964.216	20944.262	28.391	28.9	15.7	NO	0.996	NO	bb
6	6 180221M1_9	Standard	50.000	5.76	6723.393	18481.703	54.568	56.0	12.0	NO	0.996	NO	bb
7	7 180221M1_10	Standard	250.000	5.76	34560.086	19284.123	268.823	277.8	11.1	NO	0.996	NO	bb
8	8 180221M1_11	Standard	500.000	5.76	67533.555	18562.758	545.718	564.5	12.9	NO	0.996	NO	bb
9	9 180221M1_12	Standard	1250.000	5.75	156781.391	19395.383	1212.516	1254.9	0.4	NO	0.996	NO	bb
10	10 180221M1_13	Standard	2500.000	5.73	294067.313	19085.475	2311.187	2392.3	-4.3	NO	0.996	NO	bb

Dataset: F:\Projects\PFAS.PRO\Results\180221M1\180221M1-CRV.qld

Last Altered: Thursday, February 22, 2018 11:04:24 Pacific Standard Time

Printed: Thursday, February 22, 2018 11:09:19 Pacific Standard Time

Compound name: PFTrDA

Coefficient of Determination: $R^2 = 0.996610$

Calibration curve: $-2.89812e-005 * x^2 + 1.06247 * x + 0.120371$

Response type: Internal Std (Ref 47), Area * (IS Conc. / IS Area)

Curve type: 2nd Order, Origin: Exclude, Weighting: 1/x, Axis trans: None

	# Name	Type	Std. Conc	RT	Area	IS Area	Response	Conc.	%Dev	Conc. Flag	CoD	CoD Flag	x=excluded
1	1 180221M1_4	Standard	0.250	5.87	364.379	20580.400	0.221	0.1	-62.0	YES	0.997	NO	bbX
2	2 180221M1_5	Standard	0.500	5.87	934.695	15489.665	0.754	0.6	19.3	NO	0.997	NO	bb
3	3 180221M1_6	Standard	1.000	5.87	1347.792	14308.330	1.177	1.0	-0.5	NO	0.997	NO	bb
4	4 180221M1_7	Standard	2.000	5.87	3054.507	16327.658	2.338	2.1	4.4	NO	0.997	NO	bb
5	5 180221M1_8	Standard	5.000	5.87	7370.512	20192.963	4.563	4.2	-16.4	NO	0.997	NO	bb
6	6 180221M1_9	Standard	10.000	5.87	15480.945	17335.881	11.163	10.4	4.0	NO	0.997	NO	bb
7	7 180221M1_10	Standard	50.000	5.87	60416.574	17801.938	42.423	39.9	-20.3	NO	0.997	NO	bb
8	8 180221M1_11	Standard	100.000	5.87	139693.813	15305.832	114.085	107.6	7.6	NO	0.997	NO	bb
9	9 180221M1_12	Standard	250.000	5.87	316863.406	14616.598	270.979	256.7	2.7	NO	0.997	NO	bb
10	10 180221M1_13	Standard	500.000	5.86	653818.688	15715.070	520.057	496.1	-0.8	NO	0.997	NO	bb

Compound name: PFTeDA

Coefficient of Determination: $R^2 = 0.996921$

Calibration curve: $-0.00975242 * x^2 + 2.56088 * x + -0.33712$

Response type: Internal Std (Ref 50), Area * (IS Conc. / IS Area)

Curve type: 2nd Order, Origin: Exclude, Weighting: 1/x, Axis trans: None

	# Name	Type	Std. Conc	RT	Area	IS Area	Response	Conc.	%Dev	Conc. Flag	CoD	CoD Flag	x=excluded
1	1 180221M1_4	Standard	0.250	6.09	246.594	7442.645	0.414	0.3	17.5	NO	0.997	NO	bb
2	2 180221M1_5	Standard	0.500	6.09	552.274	6453.336	1.070	0.6	10.1	NO	0.997	NO	bb
3	3 180221M1_6	Standard	1.000	6.09	1093.792	5883.064	2.324	1.0	4.3	NO	0.997	NO	bb
4	4 180221M1_7	Standard	2.000	6.09	1964.907	6888.313	3.566	1.5	-23.4	NO	0.997	NO	bb
5	5 180221M1_8	Standard	5.000	6.09	5749.632	6728.432	10.682	4.4	-12.5	NO	0.997	NO	bb
6	6 180221M1_9	Standard	10.000	6.09	9697.417	4947.296	24.502	10.1	0.9	NO	0.997	NO	bb
7	7 180221M1_10	Standard	50.000	6.09	56555.422	6576.122	107.501	52.7	5.4	NO	0.997	NO	bb
8	8 180221M1_11	Standard	100.000	6.08	86802.852	6945.693	156.217	96.9	-3.1	NO	0.997	NO	bb
9	9 180221M1_12	Standard	250.000	6.08	264439.063	7716.310	428.377			NO	0.997	YES	bbXI
10	10 180221M1_13	Standard	500.000	6.08	453320.969	8362.466	677.613			NO	0.997	YES	dbXI

Dataset: F:\Projects\PFAS.PRO\Results\180221M1\180221M1-CRV.qld

Last Altered: Thursday, February 22, 2018 11:04:24 Pacific Standard Time

Printed: Thursday, February 22, 2018 11:09:19 Pacific Standard Time

Compound name: N-EtFOSA

Coefficient of Determination: R² = 0.999318

Calibration curve: $-3.08493e-005 * x^2 + 0.900363 * x + 0.344015$

Response type: Internal Std (Ref 51), Area * (IS Conc. / IS Area)

Curve type: 2nd Order, Origin: Exclude, Weighting: 1/x, Axis trans: None

	# Name	Type	Std. Conc	RT	Area	IS Area	Response	Conc.	%Dev	Conc. Flag	CoD	CoD Flag	x=excluded
1	1 180221M1_4	Standard	1.250	6.17	260.264	31971.016	1.221	1.0	-22.1	NO	0.999	NO	bb
2	2 180221M1_5	Standard	2.500	6.16	581.184	32890.063	2.651	2.6	2.5	NO	0.999	NO	bb
3	3 180221M1_6	Standard	5.000	6.16	1048.433	32165.043	4.889	5.0	1.0	NO	0.999	NO	bb
4	4 180221M1_7	Standard	10.000	6.16	2096.662	31803.902	9.889	10.6	6.0	NO	0.999	NO	bb
5	5 180221M1_8	Standard	25.000	6.16	5196.575	33752.434	23.094	25.3	1.2	NO	0.999	NO	bb
6	6 180221M1_9	Standard	50.000	6.16	9271.046	28554.660	48.702	53.8	7.6	NO	0.999	NO	bb
7	7 180221M1_10	Standard	250.000	6.16	45377.379	28945.160	235.155	263.2	5.3	NO	0.999	NO	bb
8	8 180221M1_11	Standard	500.000	6.16	86103.828	28788.559	448.636	506.7	1.3	NO	0.999	NO	bb
9	9 180221M1_12	Standard	1250.000	6.16	199899.828	28850.787	1039.312	1203.6	-3.7	NO	0.999	NO	bb
10	10 180221M1_13	Standard	2500.000	6.14	362213.219	26181.793	2075.182	2522.5	0.9	NO	0.999	NO	bb

Compound name: PFHxDA

Coefficient of Determination: R² = 0.996657

Calibration curve: $-0.000398939 * x^2 + 0.585601 * x + 0.0297668$

Response type: Internal Std (Ref 52), Area * (IS Conc. / IS Area)

Curve type: 2nd Order, Origin: Exclude, Weighting: 1/x, Axis trans: None

	# Name	Type	Std. Conc	RT	Area	IS Area	Response	Conc.	%Dev	Conc. Flag	CoD	CoD Flag	x=excluded
1	1 180221M1_4	Standard	0.250	6.43	187.004	5222.737	0.179	0.3	2.0	NO	0.997	NO	bb
2	2 180221M1_5	Standard	0.500	6.42	399.572	5503.904	0.363	0.6	13.8	NO	0.997	NO	bb
3	3 180221M1_6	Standard	1.000	6.42	584.736	5236.638	0.558	0.9	-9.7	NO	0.997	NO	bb
4	4 180221M1_7	Standard	2.000	6.42	1471.396	6162.952	1.194	2.0	-0.5	NO	0.997	NO	bb
5	5 180221M1_8	Standard	5.000	6.42	3281.324	5536.704	2.963	5.0	0.5	NO	0.997	NO	bb
6	6 180221M1_9	Standard	10.000	6.42	5615.216	4788.707	5.863	10.0	0.3	NO	0.997	NO	bb
7	7 180221M1_10	Standard	50.000	6.42	25576.021	4700.019	27.208	48.0	-4.0	NO	0.997	NO	bb
8	8 180221M1_11	Standard	100.000	6.42	48563.500	4853.414	50.030	91.0	-9.0	NO	0.997	NO	bb
9	9 180221M1_12	Standard	250.000	6.42	118659.602	4536.969	130.770	274.6	9.9	NO	0.997	NO	bb
10	10 180221M1_13	Standard	500.000	6.42	231359.047	6105.000	189.483	481.4	-3.7	NO	0.997	NO	bb

Dataset: F:\Projects\PFAS.PRO\Results\180221M1\180221M1-CRV.qld

Last Altered: Thursday, February 22, 2018 11:04:24 Pacific Standard Time

Printed: Thursday, February 22, 2018 11:09:19 Pacific Standard Time

Compound name: PFODA

Coefficient of Determination: $R^2 = 0.997370$

Calibration curve: $-0.000596358 * x^2 + 0.850039 * x + -0.0312147$

Response type: Internal Std (Ref 52), Area * (IS Conc. / IS Area)

Curve type: 2nd Order, Origin: Include, Weighting: 1/x, Axis trans: None

	# Name	Type	Std. Conc	RT	Area	IS Area	Response	Conc.	%Dev	Conc. Flag	CoD	CoD Flag	x=excluded
1	1 180221M1_4	Standard	0.250	6.66	218.680	5222.737	0.209	0.3	13.2	NO	0.997	NO	bb
2	2 180221M1_5	Standard	0.500	6.66	473.813	5503.904	0.430	0.5	8.7	NO	0.997	NO	bb
3	3 180221M1_6	Standard	1.000	6.66	763.534	5236.638	0.729	0.9	-10.5	NO	0.997	NO	bb
4	4 180221M1_7	Standard	2.000	6.66	1741.212	6162.952	1.413	1.7	-15.0	NO	0.997	NO	bb
5	5 180221M1_8	Standard	5.000	6.66	4425.086	5536.704	3.996	4.8	-4.9	NO	0.997	NO	bb
6	6 180221M1_9	Standard	10.000	6.66	7678.586	4788.707	8.017	9.5	-4.7	NO	0.997	NO	bb
7	7 180221M1_10	Standard	50.000	6.66	39317.332	4700.019	41.827	51.1	2.1	NO	0.997	NO	bb
8	8 180221M1_11	Standard	100.000	6.66	70362.227	4853.414	72.487	91.1	-8.9	NO	0.997	NO	bb
9	9 180221M1_12	Standard	250.000	6.66	168639.797	4536.969	185.851	269.7	7.9	NO	0.997	NO	bb
10	10 180221M1_13	Standard	500.000	6.66	331876.375	6105.000	271.807	484.4	-3.1	NO	0.997	NO	bb

Compound name: N-MeFOSE

Coefficient of Determination: $R^2 = 0.991770$

Calibration curve: $-5.32028e-005 * x^2 + 1.05349 * x + -0.168121$

Response type: Internal Std (Ref 53), Area * (IS Conc. / IS Area)

Curve type: 2nd Order, Origin: Exclude, Weighting: 1/x, Axis trans: None

	# Name	Type	Std. Conc	RT	Area	IS Area	Response	Conc.	%Dev	Conc. Flag	CoD	CoD Flag	x=excluded
1	1 180221M1_4	Standard	1.250	6.30	289.175	31484.822	1.378	1.5	17.4	NO	0.992	NO	bb
2	2 180221M1_5	Standard	2.500	6.30	372.247	30310.973	1.842	1.9	-23.7	NO	0.992	NO	bb
3	3 180221M1_6	Standard	5.000	6.30	1100.294	28547.566	5.781	5.6	13.0	NO	0.992	NO	bb
4	4 180221M1_7	Standard	10.000	6.30	2039.348	29761.826	10.278	9.9	-0.8	NO	0.992	NO	bb
5	5 180221M1_8	Standard	25.000	6.30	5535.112	30311.182	27.391	26.2	4.8	NO	0.992	NO	bb
6	6 180221M1_9	Standard	50.000	6.29	8618.563	25771.832	50.163	47.9	-4.2	NO	0.992	NO	bb
7	7 180221M1_10	Standard	250.000	6.30	38684.488	28539.217	203.323	195.1	-22.0	NO	0.992	NO	bd
8	8 180221M1_11	Standard	500.000	6.29	101028.297	24807.309	610.878	598.1	19.6	NO	0.992	NO	bd
9	9 180221M1_12	Standard	1250.000	6.29	211348.891	26851.574	1180.651	1192.7	-4.6	NO	0.992	NO	bb
10	10 180221M1_13	Standard	2500.000	6.29	382943.656	24826.949	2313.677	2516.1	0.6	NO	0.992	NO	bd

Dataset: F:\Projects\PFAS.PRO\Results\180221M1\180221M1-CRV.qld

Last Altered: Thursday, February 22, 2018 11:04:24 Pacific Standard Time

Printed: Thursday, February 22, 2018 11:09:19 Pacific Standard Time

Compound name: N-EtFOSE

Coefficient of Determination: $R^2 = 0.997992$

Calibration curve: $7.26586e-005 * x^2 + 1.22094 * x + 0.245822$

Response type: Internal Std (Ref 54), Area * (IS Conc. / IS Area)

Curve type: 2nd Order, Origin: Exclude, Weighting: 1/x, Axis trans: None

	# Name	Type	Std. Conc	RT	Area	IS Area	Response	Conc.	%Dev	Conc. Flag	CoD	CoD Flag	x=excluded
1	1 180221M1_4	Standard	1.250	6.45	360.576	25459.854	2.124	1.5	23.1	NO	0.998	NO	bb
2	2 180221M1_5	Standard	2.500	6.45	615.343	24561.213	3.758	2.9	15.0	NO	0.998	NO	bb
3	3 180221M1_6	Standard	5.000	6.45	1263.588	32487.461	5.834	4.6	-8.5	NO	0.998	NO	bb
4	4 180221M1_7	Standard	10.000	6.45	1990.458	29076.076	10.269	8.2	-18.0	NO	0.998	NO	bb
5	5 180221M1_8	Standard	25.000	6.45	6035.020	33625.914	26.921	21.8	-12.7	NO	0.998	NO	bb
6	6 180221M1_9	Standard	50.000	6.45	9287.728	20851.270	66.814	54.3	8.7	NO	0.998	NO	bb
7	7 180221M1_10	Standard	250.000	6.45	44031.652	22596.709	292.288	235.9	-5.6	NO	0.998	NO	bb
8	8 180221M1_11	Standard	500.000	6.45	83286.664	21392.949	583.977	465.2	-7.0	NO	0.998	NO	bb
9	9 180221M1_12	Standard	1250.000	6.44	238461.016	20501.051	1744.747	1324.4	6.0	NO	0.998	NO	bb
10	10 180221M1_13	Standard	2500.000	6.45	488415.063	21143.416	3465.015	2473.6	-1.1	NO	0.998	NO	bb

Compound name: 13C3-PFBA

Response Factor: 0.879955

RRF SD: 0.0520611, Relative SD: 5.91634

Response type: Internal Std (Ref 55), Area * (IS Conc. / IS Area)

Curve type: RF

	# Name	Type	Std. Conc	RT	Area	IS Area	Response	Conc.	%Dev	Conc. Flag	CoD	CoD Flag	x=excluded
1	1 180221M1_4	Standard	12.500	1.37	10698.242	12198.709	10.962	12.5	-0.3	NO		NO	MM
2	2 180221M1_5	Standard	12.500	1.37	11554.080	12769.589	11.310	12.9	2.8	NO		NO	MM
3	3 180221M1_6	Standard	12.500	1.37	9943.627	13483.823	9.218	10.5	-16.2	NO		NO	MM
4	4 180221M1_7	Standard	12.500	1.36	11840.092	13151.445	11.254	12.8	2.3	NO		NO	MM
5	5 180221M1_8	Standard	12.500	1.37	11775.549	12884.335	11.424	13.0	3.9	NO		NO	MM
6	6 180221M1_9	Standard	12.500	1.37	10433.666	11718.421	11.130	12.6	1.2	NO		NO	MM
7	7 180221M1_10	Standard	12.500	1.36	11018.012	12267.144	11.227	12.8	2.1	NO		NO	MM
8	8 180221M1_11	Standard	12.500	1.37	10890.015	12408.940	10.970	12.5	-0.3	NO		NO	MM
9	9 180221M1_12	Standard	12.500	1.36	9697.565	10994.588	11.025	12.5	0.2	NO		NO	MM
10	10 180221M1_13	Standard	12.500	1.34	10899.400	11874.283	11.474	13.0	4.3	NO		NO	MM

Dataset: F:\Projects\PFAS.PRO\Results\180221M1\180221M1-CRV.qld

Last Altered: Thursday, February 22, 2018 11:04:24 Pacific Standard Time

Printed: Thursday, February 22, 2018 11:09:19 Pacific Standard Time

Compound name: 13C3-PFPeA

Response Factor: 0.917114

RRF SD: 0.0504586, Relative SD: 5.50188

Response type: Internal Std (Ref 56), Area * (IS Conc. / IS Area)

Curve type: RF

	# Name	Type	Std. Conc	RT	Area	IS Area	Response	Conc.	%Dev	Conc. Flag	CoD	CoD Flag	x=excluded
1	1 180221M1_4	Standard	12.500	2.32	15207.316	15304.752	12.420	13.5	8.3	NO		NO	bb
2	2 180221M1_5	Standard	12.500	2.33	14735.484	16557.984	11.124	12.1	-3.0	NO		NO	bb
3	3 180221M1_6	Standard	12.500	2.32	13428.037	16563.865	10.134	11.0	-11.6	NO		NO	bb
4	4 180221M1_7	Standard	12.500	2.32	15243.866	17018.980	11.196	12.2	-2.3	NO		NO	bb
5	5 180221M1_8	Standard	12.500	2.32	15789.111	16850.559	11.713	12.8	2.2	NO		NO	bb
6	6 180221M1_9	Standard	12.500	2.32	12512.198	14030.379	11.147	12.2	-2.8	NO		NO	bb
7	7 180221M1_10	Standard	12.500	2.32	13529.485	14335.206	11.797	12.9	2.9	NO		NO	bb
8	8 180221M1_11	Standard	12.500	2.32	13230.568	14150.994	11.687	12.7	1.9	NO		NO	bb
9	9 180221M1_12	Standard	12.500	2.32	12898.480	14209.292	11.347	12.4	-1.0	NO		NO	bb
10	10 180221M1_13	Standard	12.500	2.30	12374.275	12811.227	12.074	13.2	5.3	NO		NO	bb

Compound name: 13C3-PFBS

Response Factor: 0.120869

RRF SD: 0.00851463, Relative SD: 7.04452

Response type: Internal Std (Ref 56), Area * (IS Conc. / IS Area)

Curve type: RF

	# Name	Type	Std. Conc	RT	Area	IS Area	Response	Conc.	%Dev	Conc. Flag	CoD	CoD Flag	x=excluded
1	1 180221M1_4	Standard	12.500	2.60	2019.394	15304.752	1.649	13.6	9.2	NO		NO	bb
2	2 180221M1_5	Standard	12.500	2.60	2024.499	16557.984	1.528	12.6	1.2	NO		NO	bb
3	3 180221M1_6	Standard	12.500	2.60	1864.330	16563.865	1.407	11.6	-6.9	NO		NO	bb
4	4 180221M1_7	Standard	12.500	2.59	2085.519	17018.980	1.532	12.7	1.4	NO		NO	bb
5	5 180221M1_8	Standard	12.500	2.60	2238.750	16850.559	1.661	13.7	9.9	NO		NO	bb
6	6 180221M1_9	Standard	12.500	2.59	1656.761	14030.379	1.476	12.2	-2.3	NO		NO	bb
7	7 180221M1_10	Standard	12.500	2.59	1756.962	14335.206	1.532	12.7	1.4	NO		NO	bb
8	8 180221M1_11	Standard	12.500	2.60	1774.888	14150.994	1.568	13.0	3.8	NO		NO	bb
9	9 180221M1_12	Standard	12.500	2.59	1640.171	14209.292	1.443	11.9	-4.5	NO		NO	bb
10	10 180221M1_13	Standard	12.500	2.58	1345.440	12811.227	1.313	10.9	-13.1	NO		NO	bb

Dataset: F:\Projects\PFAS.PRO\Results\180221M1\180221M1-CRV.qld

Last Altered: Thursday, February 22, 2018 11:04:24 Pacific Standard Time
 Printed: Thursday, February 22, 2018 11:09:19 Pacific Standard Time

Compound name: 13C2-PFHxA

Response Factor: 0.718699

RRF SD: 0.0355915, Relative SD: 4.95221

Response type: Internal Std (Ref 56), Area * (IS Conc. / IS Area)

Curve type: RF

	# Name	Type	Std. Conc	RT	Area	IS Area	Response	Conc.	%Dev	Conc. Flag	CoD	CoD Flag	x=excluded
1	1 180221M1_4	Standard	5.000	3.09	4400.937	15304.752	3.594	5.0	0.0	NO		NO	bb
2	2 180221M1_5	Standard	5.000	3.09	4907.573	16557.984	3.705	5.2	3.1	NO		NO	bb
3	3 180221M1_6	Standard	5.000	3.09	4257.854	16563.865	3.213	4.5	-10.6	NO		NO	bb
4	4 180221M1_7	Standard	5.000	3.09	4824.424	17018.980	3.543	4.9	-1.4	NO		NO	bb
5	5 180221M1_8	Standard	5.000	3.09	4883.672	16850.559	3.623	5.0	0.8	NO		NO	bb
6	6 180221M1_9	Standard	5.000	3.09	4192.013	14030.379	3.735	5.2	3.9	NO		NO	bb
7	7 180221M1_10	Standard	5.000	3.08	3993.265	14335.206	3.482	4.8	-3.1	NO		NO	bb
8	8 180221M1_11	Standard	5.000	3.09	4046.957	14150.994	3.575	5.0	-0.5	NO		NO	bb
9	9 180221M1_12	Standard	5.000	3.09	4057.033	14209.292	3.569	5.0	-0.7	NO		NO	bb
10	10 180221M1_13	Standard	5.000	3.07	3992.666	12811.227	3.896	5.4	8.4	NO		NO	bb

Compound name: 13C4-PFHpA

Response Factor: 0.722341

RRF SD: 0.0710404, Relative SD: 9.83474

Response type: Internal Std (Ref 56), Area * (IS Conc. / IS Area)

Curve type: RF

	# Name	Type	Std. Conc	RT	Area	IS Area	Response	Conc.	%Dev	Conc. Flag	CoD	CoD Flag	x=excluded
1	1 180221M1_4	Standard	12.500	3.70	13434.267	15304.752	10.972	15.2	21.5	NO		NO	bb
2	2 180221M1_5	Standard	12.500	3.70	11957.473	16557.984	9.027	12.5	-0.0	NO		NO	bb
3	3 180221M1_6	Standard	12.500	3.71	10320.280	16563.865	7.788	10.8	-13.7	NO		NO	bb
4	4 180221M1_7	Standard	12.500	3.70	11657.860	17018.980	8.562	11.9	-5.2	NO		NO	bb
5	5 180221M1_8	Standard	12.500	3.70	13118.475	16850.559	9.731	13.5	7.8	NO		NO	bb
6	6 180221M1_9	Standard	12.500	3.70	9641.612	14030.379	8.590	11.9	-4.9	NO		NO	bb
7	7 180221M1_10	Standard	12.500	3.70	10010.862	14335.206	8.729	12.1	-3.3	NO		NO	bb
8	8 180221M1_11	Standard	12.500	3.70	10944.118	14150.994	9.667	13.4	7.1	NO		NO	bb
9	9 180221M1_12	Standard	12.500	3.70	9644.636	14209.292	8.484	11.7	-6.0	NO		NO	bb
10	10 180221M1_13	Standard	12.500	3.68	8957.927	12811.227	8.740	12.1	-3.2	NO		NO	bb

Dataset: F:\Projects\PFAS.PRO\Results\180221M1\180221M1-CRV.qld

Last Altered: Thursday, February 22, 2018 11:04:24 Pacific Standard Time
 Printed: Thursday, February 22, 2018 11:09:19 Pacific Standard Time

Compound name: 1802-PFHxS

Response Factor: 0.376325

RRF SD: 0.0191479, Relative SD: 5.08812

Response type: Internal Std (Ref 57), Area * (IS Conc. / IS Area)

Curve type: RF

	# Name	Type	Std. Conc	RT	Area	IS Area	Response	Conc.	%Dev	Conc. Flag	CoD	CoD Flag	x=excluded
1	1 180221M1_4	Standard	12.500	3.85	1560.509	4076.650	4.785	12.7	1.7	NO		NO	bb
2	2 180221M1_5	Standard	12.500	3.85	1513.077	3998.964	4.730	12.6	0.5	NO		NO	bb
3	3 180221M1_6	Standard	12.500	3.85	1464.306	4156.698	4.403	11.7	-6.4	NO		NO	bb
4	4 180221M1_7	Standard	12.500	3.85	1489.265	3730.654	4.990	13.3	6.1	NO		NO	bb
5	5 180221M1_8	Standard	12.500	3.85	1466.186	4108.745	4.461	11.9	-5.2	NO		NO	bb
6	6 180221M1_9	Standard	12.500	3.85	1337.195	3353.277	4.985	13.2	6.0	NO		NO	bb
7	7 180221M1_10	Standard	12.500	3.85	1192.385	3370.330	4.422	11.8	-6.0	NO		NO	bb
8	8 180221M1_11	Standard	12.500	3.85	1220.347	3238.573	4.710	12.5	0.1	NO		NO	bb
9	9 180221M1_12	Standard	12.500	3.85	1200.594	3301.977	4.545	12.1	-3.4	NO		NO	bb
10	10 180221M1_13	Standard	12.500	3.82	1140.686	2846.044	5.010	13.3	6.5	NO		NO	bb

Compound name: 13C2-PFOA

Response Factor: 1.32376

RRF SD: 0.0801076, Relative SD: 6.05151

Response type: Internal Std (Ref 58), Area * (IS Conc. / IS Area)

Curve type: RF

	# Name	Type	Std. Conc	RT	Area	IS Area	Response	Conc.	%Dev	Conc. Flag	CoD	CoD Flag	x=excluded
1	1 180221M1_4	Standard	12.500	4.22	18786.982	13566.197	17.310	13.1	4.6	NO		NO	bb
2	2 180221M1_5	Standard	12.500	4.22	19407.670	13662.314	17.757	13.4	7.3	NO		NO	bb
3	3 180221M1_6	Standard	12.500	4.22	15478.994	13518.291	14.313	10.8	-13.5	NO		NO	bb
4	4 180221M1_7	Standard	12.500	4.22	21255.453	15360.138	17.298	13.1	4.5	NO		NO	bb
5	5 180221M1_8	Standard	12.500	4.22	18930.566	14853.675	15.931	12.0	-3.7	NO		NO	bb
6	6 180221M1_9	Standard	12.500	4.22	16245.793	11992.644	16.933	12.8	2.3	NO		NO	bb
7	7 180221M1_10	Standard	12.500	4.21	15848.614	12208.947	16.226	12.3	-1.9	NO		NO	bb
8	8 180221M1_11	Standard	12.500	4.21	16558.475	12158.682	17.023	12.9	2.9	NO		NO	bb
9	9 180221M1_12	Standard	12.500	4.21	15514.998	12236.040	15.850	12.0	-4.2	NO		NO	bb
10	10 180221M1_13	Standard	12.500	4.19	13781.941	10236.611	16.829	12.7	1.7	NO		NO	bb

Dataset: F:\Projects\PFAS.PRO\Results\180221M1\180221M1-CRV.qld

Last Altered: Thursday, February 22, 2018 11:04:24 Pacific Standard Time

Printed: Thursday, February 22, 2018 11:09:19 Pacific Standard Time

Compound name: 13C5-PFNA

Response Factor: 0.928469

RRF SD: 0.1351, Relative SD: 14.5508

Response type: Internal Std (Ref 59), Area * (IS Conc. / IS Area)

Curve type: RF

	# Name	Type	Std. Conc	RT	Area	IS Area	Response	Conc.	%Dev	Conc. Flag	CoD	CoD Flag	x=excluded
1	1 180221M1_4	Standard	12.500	4.65	13873.090	15098.310	11.486	12.4	-1.0	NO		NO	bb
2	2 180221M1_5	Standard	12.500	4.65	14926.753	14642.771	12.742	13.7	9.8	NO		NO	bb
3	3 180221M1_6	Standard	12.500	4.65	11139.679	15901.936	8.757	9.4	-24.6	NO		NO	bb
4	4 180221M1_7	Standard	12.500	4.65	13066.313	13212.208	12.362	13.3	6.5	NO		NO	bb
5	5 180221M1_8	Standard	12.500	4.65	14566.921	14149.730	12.869	13.9	10.9	NO		NO	bb
6	6 180221M1_9	Standard	12.500	4.65	11744.938	15369.789	9.552	10.3	-17.7	NO		NO	bb
7	7 180221M1_10	Standard	12.500	4.64	13388.479	15020.385	11.142	12.0	-4.0	NO		NO	bb
8	8 180221M1_11	Standard	12.500	4.64	11880.648	14647.480	10.139	10.9	-12.6	NO		NO	bb
9	9 180221M1_12	Standard	12.500	4.64	11928.018	10745.900	13.875	14.9	19.6	NO		NO	bb
10	10 180221M1_13	Standard	12.500	4.63	11262.025	10716.960	13.136	14.1	13.2	NO		NO	bb

Compound name: 13C8-PFOA

Response Factor: 0.235323

RRF SD: 0.0278934, Relative SD: 11.8532

Response type: Internal Std (Ref 62), Area * (IS Conc. / IS Area)

Curve type: RF

	# Name	Type	Std. Conc	RT	Area	IS Area	Response	Conc.	%Dev	Conc. Flag	CoD	CoD Flag	x=excluded
1	1 180221M1_4	Standard	12.500	4.71	4396.382	18858.678	2.914	12.4	-0.9	NO		NO	bb
2	2 180221M1_5	Standard	12.500	4.71	3688.849	15768.224	2.924	12.4	-0.6	NO		NO	bb
3	3 180221M1_6	Standard	12.500	4.71	3517.536	16579.109	2.652	11.3	-9.8	NO		NO	bb
4	4 180221M1_7	Standard	12.500	4.71	4156.400	19555.629	2.657	11.3	-9.7	NO		NO	bb
5	5 180221M1_8	Standard	12.500	4.71	4096.061	21283.885	2.406	10.2	-18.2	NO		NO	bb
6	6 180221M1_9	Standard	12.500	4.71	3441.599	16059.521	2.679	11.4	-8.9	NO		NO	bb
7	7 180221M1_10	Standard	12.500	4.71	3836.674	14039.278	3.416	14.5	16.1	NO		NO	bb
8	8 180221M1_11	Standard	12.500	4.70	3572.159	13631.408	3.276	13.9	11.4	NO		NO	bb
9	9 180221M1_12	Standard	12.500	4.70	3282.173	12053.667	3.404	14.5	15.7	NO		NO	bb
10	10 180221M1_13	Standard	12.500	4.69	3345.802	13541.944	3.088	13.1	5.0	NO		NO	bb

Dataset: F:\Projects\PFAS.PRO\Results\180221M1\180221M1-CRV.qld

Last Altered: Thursday, February 22, 2018 11:04:24 Pacific Standard Time
 Printed: Thursday, February 22, 2018 11:09:19 Pacific Standard Time

Compound name: 13C8-PFOS

Response Factor: 1.026

RRF SD: 0.145682, Relative SD: 14.199

Response type: Internal Std (Ref 60), Area * (IS Conc. / IS Area)

Curve type: RF

	# Name	Type	Std. Conc	RT	Area	IS Area	Response	Conc.	%Dev	Conc. Flag	CoD	CoD Flag	x=excluded
1	1 180221M1_4	Standard	12.500	4.73	3961.247	3721.056	13.307	13.0	3.8	NO		NO	bb
2	2 180221M1_5	Standard	12.500	4.73	4347.649	3473.172	15.647	15.3	22.0	NO		NO	bb
3	3 180221M1_6	Standard	12.500	4.73	3247.731	4409.080	9.208	9.0	-28.2	NO		NO	bb
4	4 180221M1_7	Standard	12.500	4.73	4192.512	4028.100	13.010	12.7	1.4	NO		NO	bb
5	5 180221M1_8	Standard	12.500	4.73	4355.646	3970.172	13.714	13.4	6.9	NO		NO	bb
6	6 180221M1_9	Standard	12.500	4.73	3825.722	3534.574	13.530	13.2	5.5	NO		NO	bb
7	7 180221M1_10	Standard	12.500	4.73	3242.079	3686.796	10.992	10.7	-14.3	NO		NO	bb
8	8 180221M1_11	Standard	12.500	4.73	3493.279	3308.194	13.199	12.9	2.9	NO		NO	bb
9	9 180221M1_12	Standard	12.500	4.73	3166.194	3455.335	11.454	11.2	-10.7	NO		NO	bb
10	10 180221M1_13	Standard	12.500	4.71	3191.003	2811.038	14.190	13.8	10.6	NO		NO	bb

Compound name: 13C2-PFDA

Response Factor: 1.01673

RRF SD: 0.126329, Relative SD: 12.4251

Response type: Internal Std (Ref 61), Area * (IS Conc. / IS Area)

Curve type: RF

	# Name	Type	Std. Conc	RT	Area	IS Area	Response	Conc.	%Dev	Conc. Flag	CoD	CoD Flag	x=excluded
1	1 180221M1_4	Standard	12.500	5.02	13835.229	13457.453	12.851	12.6	1.1	NO		NO	bb
2	2 180221M1_5	Standard	12.500	5.02	17931.242	14625.650	15.325	15.1	20.6	NO		NO	bb
3	3 180221M1_6	Standard	12.500	5.02	12047.957	12230.051	12.314	12.1	-3.1	NO		NO	bb
4	4 180221M1_7	Standard	12.500	5.02	16875.502	14230.100	14.824	14.6	16.6	NO		NO	bb
5	5 180221M1_8	Standard	12.500	5.02	15423.122	18215.658	10.584	10.4	-16.7	NO		NO	bb
6	6 180221M1_9	Standard	12.500	5.02	11253.305	12593.828	11.169	11.0	-12.1	NO		NO	bb
7	7 180221M1_10	Standard	12.500	5.02	13624.113	15691.611	10.853	10.7	-14.6	NO		NO	bb
8	8 180221M1_11	Standard	12.500	5.02	12315.657	12094.318	12.729	12.5	0.2	NO		NO	bb
9	9 180221M1_12	Standard	12.500	5.02	13272.136	12756.060	13.006	12.8	2.3	NO		NO	bb
10	10 180221M1_13	Standard	12.500	5.00	12461.990	11593.339	13.437	13.2	5.7	NO		NO	bb

Dataset: F:\Projects\PFAS.PRO\Results\180221M1\180221M1-CRV.qld

Last Altered: Thursday, February 22, 2018 11:04:24 Pacific Standard Time
 Printed: Thursday, February 22, 2018 11:09:19 Pacific Standard Time

Compound name: d3-N-MeFOSAA

Response Factor: 0.411815

RRF SD: 0.0556634, Relative SD: 13.5166

Response type: Internal Std (Ref 62), Area * (IS Conc. / IS Area)

Curve type: RF

#	Name	Type	Std. Conc	RT	Area	IS Area	Response	Conc.	%Dev	Conc. Flag	CoD	CoD Flag	x=excluded
1	1 180221M1_4	Standard	12.500	5.17	7310.144	18858.678	4.845	11.8	-5.9	NO		NO	bb
2	2 180221M1_5	Standard	12.500	5.17	6741.796	15768.224	5.344	13.0	3.8	NO		NO	bb
3	3 180221M1_6	Standard	12.500	5.17	6554.544	16579.109	4.942	12.0	-4.0	NO		NO	bb
4	4 180221M1_7	Standard	12.500	5.17	6829.780	19555.629	4.366	10.6	-15.2	NO		NO	bb
5	5 180221M1_8	Standard	12.500	5.17	6933.470	21283.885	4.072	9.9	-20.9	NO		NO	bb
6	6 180221M1_9	Standard	12.500	5.16	6391.959	16059.521	4.975	12.1	-3.4	NO		NO	bb
7	7 180221M1_10	Standard	12.500	5.16	5875.155	14039.278	5.231	12.7	1.6	NO		NO	bb
8	8 180221M1_11	Standard	12.500	5.16	6227.823	13631.408	5.711	13.9	10.9	NO		NO	bb
9	9 180221M1_12	Standard	12.500	5.16	6320.399	12053.667	6.554	15.9	27.3	NO		NO	bb
10	10 180221M1_13	Standard	12.500	5.15	5889.082	13541.944	5.436	13.2	5.6	NO		NO	bb

Compound name: d5-N-EtFOSAA

Response Factor: 0.417878

RRF SD: 0.0484171, Relative SD: 11.5864

Response type: Internal Std (Ref 62), Area * (IS Conc. / IS Area)

Curve type: RF

#	Name	Type	Std. Conc	RT	Area	IS Area	Response	Conc.	%Dev	Conc. Flag	CoD	CoD Flag	x=excluded
1	1 180221M1_4	Standard	12.500	5.32	6882.075	18858.678	4.562	10.9	-12.7	NO		NO	bb
2	2 180221M1_5	Standard	12.500	5.32	8234.955	15768.224	6.528	15.6	25.0	NO		NO	bb
3	3 180221M1_6	Standard	12.500	5.32	6793.147	16579.109	5.122	12.3	-1.9	NO		NO	bb
4	4 180221M1_7	Standard	12.500	5.32	7213.238	19555.629	4.611	11.0	-11.7	NO		NO	bb
5	5 180221M1_8	Standard	12.500	5.32	8415.912	21283.885	4.943	11.8	-5.4	NO		NO	bb
6	6 180221M1_9	Standard	12.500	5.32	6215.961	16059.521	4.838	11.6	-7.4	NO		NO	bb
7	7 180221M1_10	Standard	12.500	5.32	6158.461	14039.278	5.483	13.1	5.0	NO		NO	bb
8	8 180221M1_11	Standard	12.500	5.32	6219.613	13631.408	5.703	13.6	9.2	NO		NO	bb
9	9 180221M1_12	Standard	12.500	5.32	5373.878	12053.667	5.573	13.3	6.7	NO		NO	bb
10	10 180221M1_13	Standard	12.500	5.31	5278.301	13541.944	4.872	11.7	-6.7	NO		NO	bb

Dataset: F:\Projects\PFAS.PRO\Results\180221M1\180221M1-CRV.qld

Last Altered: Thursday, February 22, 2018 11:04:24 Pacific Standard Time
 Printed: Thursday, February 22, 2018 11:09:19 Pacific Standard Time

Compound name: 13C2-PFUdA

Response Factor: 1.05638

RRF SD: 0.14518, Relative SD: 13.7432

Response type: Internal Std (Ref 62), Area * (IS Conc. / IS Area)

Curve type: RF

#	Name	Type	Std. Conc	RT	Area	IS Area	Response	Conc.	%Dev	Conc. Flag	CoD	CoD Flag	x=excluded
1	1 180221M1_4	Standard	12.500	5.35	20580.400	18858.678	13.641	12.9	3.3	NO		NO	bb
2	2 180221M1_5	Standard	12.500	5.34	15489.665	15768.224	12.279	11.6	-7.0	NO		NO	bb
3	3 180221M1_6	Standard	12.500	5.34	14308.330	16579.109	10.788	10.2	-18.3	NO		NO	bb
4	4 180221M1_7	Standard	12.500	5.34	16327.658	19555.629	10.437	9.9	-21.0	NO		NO	bb
5	5 180221M1_8	Standard	12.500	5.34	20192.963	21283.885	11.859	11.2	-10.2	NO		NO	bb
6	6 180221M1_9	Standard	12.500	5.34	17335.881	16059.521	13.493	12.8	2.2	NO		NO	bb
7	7 180221M1_10	Standard	12.500	5.34	17801.938	14039.278	15.850	15.0	20.0	NO		NO	bb
8	8 180221M1_11	Standard	12.500	5.34	15305.832	13631.408	14.035	13.3	6.3	NO		NO	bb
9	9 180221M1_12	Standard	12.500	5.34	14616.598	12053.667	15.158	14.3	14.8	NO		NO	bb
10	10 180221M1_13	Standard	12.500	5.32	15715.070	13541.944	14.506	13.7	9.9	NO		NO	bb

Compound name: 13C2-PFDoA

Response Factor: 0.949271

RRF SD: 0.144697, Relative SD: 15.243

Response type: Internal Std (Ref 62), Area * (IS Conc. / IS Area)

Curve type: RF

#	Name	Type	Std. Conc	RT	Area	IS Area	Response	Conc.	%Dev	Conc. Flag	CoD	CoD Flag	x=excluded
1	1 180221M1_4	Standard	12.500	5.62	18487.363	18858.678	12.254	12.9	3.3	NO		NO	bb
2	2 180221M1_5	Standard	12.500	5.62	17213.604	15768.224	13.646	14.4	15.0	NO		NO	bb
3	3 180221M1_6	Standard	12.500	5.62	19783.021	16579.109	14.916	15.7	25.7	NO		NO	bb
4	4 180221M1_7	Standard	12.500	5.62	17538.285	19555.629	11.211	11.8	-5.5	NO		NO	bb
5	5 180221M1_8	Standard	12.500	5.62	21148.320	21283.885	12.420	13.1	4.7	NO		NO	bb
6	6 180221M1_9	Standard	12.500	5.62	12742.907	16059.521	9.918	10.4	-16.4	NO		NO	bb
7	7 180221M1_10	Standard	12.500	5.62	13116.026	14039.278	11.678	12.3	-1.6	NO		NO	bb
8	8 180221M1_11	Standard	12.500	5.62	10292.833	13631.408	9.439	9.9	-20.5	NO		NO	bb
9	9 180221M1_12	Standard	12.500	5.62	12874.655	12053.667	13.351	14.1	12.5	NO		NO	bb
10	10 180221M1_13	Standard	12.500	5.61	10645.353	13541.944	9.826	10.4	-17.2	NO		NO	bb

Dataset: F:\Projects\PFAS.PRO\Results\180221M1\180221M1-CRV.qld

Last Altered: Thursday, February 22, 2018 11:04:24 Pacific Standard Time
 Printed: Thursday, February 22, 2018 11:09:19 Pacific Standard Time

Compound name: d3-N-MeFOSA

Response Factor: 0.105023

RRF SD: 0.0157395, Relative SD: 14.9868

Response type: Internal Std (Ref 62), Area * (IS Conc. / IS Area)

Curve type: RF

#	Name	Type	Std. Conc	RT	Area	IS Area	Response	Conc.	%Dev	Conc. Flag	CoD	CoD Flag	x=excluded
1	1 180221M1_4	Standard	150.000	5.79	21732.656	18858.678	14.405	137.2	-8.6	NO		NO	bb
2	2 180221M1_5	Standard	150.000	5.78	20687.824	15768.224	16.400	156.2	4.1	NO		NO	bb
3	3 180221M1_6	Standard	150.000	5.78	20073.107	16579.109	15.134	144.1	-3.9	NO		NO	bb
4	4 180221M1_7	Standard	150.000	5.78	20317.566	19555.629	12.987	123.7	-17.6	NO		NO	bb
5	5 180221M1_8	Standard	150.000	5.78	20944.262	21283.885	12.301	117.1	-21.9	NO		NO	bb
6	6 180221M1_9	Standard	150.000	5.78	18481.703	16059.521	14.385	137.0	-8.7	NO		NO	bb
7	7 180221M1_10	Standard	150.000	5.78	19284.123	14039.278	17.170	163.5	9.0	NO		NO	bb
8	8 180221M1_11	Standard	150.000	5.78	18562.758	13631.408	17.022	162.1	8.1	NO		NO	bb
9	9 180221M1_12	Standard	150.000	5.78	19395.383	12053.667	20.114	191.5	27.7	NO		NO	bb
10	10 180221M1_13	Standard	150.000	5.76	19085.475	13541.944	17.617	167.7	11.8	NO		NO	bb

Compound name: 13C2-PFTeDA

Response Factor: 0.389142

RRF SD: 0.0713704, Relative SD: 18.3404

Response type: Internal Std (Ref 62), Area * (IS Conc. / IS Area)

Curve type: RF

#	Name	Type	Std. Conc	RT	Area	IS Area	Response	Conc.	%Dev	Conc. Flag	CoD	CoD Flag	x=excluded
1	1 180221M1_4	Standard	12.500	6.09	7442.645	18858.678	4.933	12.7	1.4	NO		NO	bb
2	2 180221M1_5	Standard	12.500	6.09	6453.336	15768.224	5.116	13.1	5.2	NO		NO	bb
3	3 180221M1_6	Standard	12.500	6.09	5883.064	16579.109	4.436	11.4	-8.8	NO		NO	bb
4	4 180221M1_7	Standard	12.500	6.09	6888.313	19555.629	4.403	11.3	-9.5	NO		NO	bb
5	5 180221M1_8	Standard	12.500	6.09	6728.432	21283.885	3.952	10.2	-18.8	NO		NO	bb
6	6 180221M1_9	Standard	12.500	6.09	4947.296	16059.521	3.851	9.9	-20.8	NO		NO	bb
7	7 180221M1_10	Standard	12.500	6.09	6576.122	14039.278	5.855	15.0	20.4	NO		NO	bb
8	8 180221M1_11	Standard	12.500	6.08	6945.693	13631.408	6.369	16.4	30.9	NO		NO	bb
9	9 180221M1_12	Standard	12.500	6.08	7716.310	12053.667	8.002	20.6	64.5	NO		NO	bbX
10	10 180221M1_13	Standard	12.500	6.08	8362.466	13541.944	7.719	19.8	58.7	NO		NO	bbX

Dataset: F:\Projects\PFAS.PRO\Results\180221M1\180221M1-CRV.qld

Last Altered: Thursday, February 22, 2018 11:04:24 Pacific Standard Time
 Printed: Thursday, February 22, 2018 11:09:19 Pacific Standard Time

Compound name: d5-N-ETFOSA

Response Factor: 0.1601

RRF SD: 0.0211145, Relative SD: 13.1883

Response type: Internal Std (Ref 62), Area * (IS Conc. / IS Area)

Curve type: RF

#	Name	Type	Std. Conc	RT	Area	IS Area	Response	Conc.	%Dev	Conc. Flag	CoD	CoD Flag	x=excluded
1	1 180221M1_4	Standard	150.000	6.18	31971.016	18858.678	21.191	132.4	-11.8	NO		NO	bb
2	2 180221M1_5	Standard	150.000	6.18	32890.063	15768.224	26.073	162.9	8.6	NO		NO	bb
3	3 180221M1_6	Standard	150.000	6.18	32165.043	16579.109	24.251	151.5	1.0	NO		NO	bb
4	4 180221M1_7	Standard	150.000	6.17	31803.902	19555.629	20.329	127.0	-15.3	NO		NO	bb
5	5 180221M1_8	Standard	150.000	6.18	33752.434	21283.885	19.823	123.8	-17.5	NO		NO	bb
6	6 180221M1_9	Standard	150.000	6.17	28554.660	16059.521	22.226	138.8	-7.5	NO		NO	bb
7	7 180221M1_10	Standard	150.000	6.17	28945.160	14039.278	25.772	161.0	7.3	NO		NO	bb
8	8 180221M1_11	Standard	150.000	6.17	28788.559	13631.408	26.399	164.9	9.9	NO		NO	bb
9	9 180221M1_12	Standard	150.000	6.17	28850.787	12053.667	29.919	186.9	24.6	NO		NO	bb
10	10 180221M1_13	Standard	150.000	6.16	26181.793	13541.944	24.167	151.0	0.6	NO		NO	bb

Compound name: 13C2-PFHxDA

Response Factor: 0.83334

RRF SD: 0.136505, Relative SD: 16.3805

Response type: Internal Std (Ref 62), Area * (IS Conc. / IS Area)

Curve type: RF

#	Name	Type	Std. Conc	RT	Area	IS Area	Response	Conc.	%Dev	Conc. Flag	CoD	CoD Flag	x=excluded
1	1 180221M1_4	Standard	5.000	6.43	5222.737	18858.678	3.462	4.2	-16.9	NO		NO	bb
2	2 180221M1_5	Standard	5.000	6.42	5503.904	15768.224	4.363	5.2	4.7	NO		NO	bb
3	3 180221M1_6	Standard	5.000	6.42	5236.638	16579.109	3.948	4.7	-5.2	NO		NO	bb
4	4 180221M1_7	Standard	5.000	6.42	6162.952	19555.629	3.939	4.7	-5.5	NO		NO	bb
5	5 180221M1_8	Standard	5.000	6.42	5536.704	21283.885	3.252	3.9	-22.0	NO		NO	bb
6	6 180221M1_9	Standard	5.000	6.42	4788.707	16059.521	3.727	4.5	-10.5	NO		NO	bb
7	7 180221M1_10	Standard	5.000	6.42	4700.019	14039.278	4.185	5.0	0.4	NO		NO	bb
8	8 180221M1_11	Standard	5.000	6.42	4853.414	13631.408	4.451	5.3	6.8	NO		NO	bb
9	9 180221M1_12	Standard	5.000	6.42	4536.969	12053.667	4.705	5.6	12.9	NO		NO	bb
10	10 180221M1_13	Standard	5.000	6.42	6105.000	13541.944	5.635	6.8	35.2	NO		NO	bb

Dataset: F:\Projects\PFAS.PRO\Results\180221M1\180221M1-CRV.qld

Last Altered: Thursday, February 22, 2018 11:04:24 Pacific Standard Time

Printed: Thursday, February 22, 2018 11:09:19 Pacific Standard Time

Compound name: d7-N-MeFOSE

Response Factor: 0.148152

RRF SD: 0.0201937, Relative SD: 13.6304

Response type: Internal Std (Ref 62), Area * (IS Conc. / IS Area)

Curve type: RF

	# Name	Type	Std. Conc	RT	Area	IS Area	Response	Conc.	%Dev	Conc. Flag	CoD	CoD Flag	x=excluded
1	1 180221M1_4	Standard	150.000	6.29	31484.822	18858.678	20.869	140.9	-6.1	NO		NO	bb
2	2 180221M1_5	Standard	150.000	6.29	30310.973	15768.224	24.029	162.2	8.1	NO		NO	bb
3	3 180221M1_6	Standard	150.000	6.29	28547.566	16579.109	21.524	145.3	-3.1	NO		NO	bb
4	4 180221M1_7	Standard	150.000	6.29	29761.826	19555.629	19.024	128.4	-14.4	NO		NO	bd
5	5 180221M1_8	Standard	150.000	6.29	30311.182	21283.885	17.802	120.2	-19.9	NO		NO	bb
6	6 180221M1_9	Standard	150.000	6.29	25771.832	16059.521	20.060	135.4	-9.7	NO		NO	bb
7	7 180221M1_10	Standard	150.000	6.29	28539.217	14039.278	25.410	171.5	14.3	NO		NO	bd
8	8 180221M1_11	Standard	150.000	6.29	24807.309	13631.408	22.748	153.5	2.4	NO		NO	bb
9	9 180221M1_12	Standard	150.000	6.28	26851.574	12053.667	27.846	188.0	25.3	NO		NO	bb
10	10 180221M1_13	Standard	150.000	6.29	24826.949	13541.944	22.917	154.7	3.1	NO		NO	bd

Compound name: d9-N-EtFOSE

Response Factor: 0.130611

RRF SD: 0.0152083, Relative SD: 11.6439

Response type: Internal Std (Ref 62), Area * (IS Conc. / IS Area)

Curve type: RF

	# Name	Type	Std. Conc	RT	Area	IS Area	Response	Conc.	%Dev	Conc. Flag	CoD	CoD Flag	x=excluded
1	1 180221M1_4	Standard	150.000	6.44	25459.854	18858.678	16.875	129.2	-13.9	NO		NO	bd
2	2 180221M1_5	Standard	150.000	6.44	24561.213	15768.224	19.470	149.1	-0.6	NO		NO	bd
3	3 180221M1_6	Standard	150.000	6.44	32487.461	16579.109	24.494	187.5	25.0	NO		NO	bd
4	4 180221M1_7	Standard	150.000	6.44	29076.076	19555.629	18.585	142.3	-5.1	NO		NO	bb
5	5 180221M1_8	Standard	150.000	6.44	33625.914	21283.885	19.748	151.2	0.8	NO		NO	bd
6	6 180221M1_9	Standard	150.000	6.44	20851.270	16059.521	16.230	124.3	-17.2	NO		NO	bb
7	7 180221M1_10	Standard	150.000	6.44	22596.709	14039.278	20.119	154.0	2.7	NO		NO	bb
8	8 180221M1_11	Standard	150.000	6.44	21392.949	13631.408	19.617	150.2	0.1	NO		NO	bb
9	9 180221M1_12	Standard	150.000	6.44	20501.051	12053.667	21.260	162.8	8.5	NO		NO	bd
10	10 180221M1_13	Standard	150.000	6.44	21143.416	13541.944	19.517	149.4	-0.4	NO		NO	bd

Dataset: F:\Projects\PFAS.PRO\Results\180221M1\180221M1-CRV.qld

Last Altered: Thursday, February 22, 2018 11:04:24 Pacific Standard Time
 Printed: Thursday, February 22, 2018 11:09:19 Pacific Standard Time

Compound name: 13C4-PFBA

Response Factor: 1

RRF SD: 0, Relative SD: 0

Response type: Internal Std (Ref 55), Area * (IS Conc. / IS Area)

Curve type: RF

#	Name	Type	Std. Conc	RT	Area	IS Area	Response	Conc.	%Dev	Conc. Flag	CoD	CoD Flag	x=excluded
1	1 180221M1_4	Standard	12.500	1.37	12198.709	12198.709	12.500	12.5	0.0	NO		NO	MM
2	2 180221M1_5	Standard	12.500	1.37	12769.589	12769.589	12.500	12.5	0.0	NO		NO	MM
3	3 180221M1_6	Standard	12.500	1.37	13483.823	13483.823	12.500	12.5	0.0	NO		NO	MM
4	4 180221M1_7	Standard	12.500	1.37	13151.445	13151.445	12.500	12.5	0.0	NO		NO	MM
5	5 180221M1_8	Standard	12.500	1.37	12884.335	12884.335	12.500	12.5	0.0	NO		NO	MM
6	6 180221M1_9	Standard	12.500	1.37	11718.421	11718.421	12.500	12.5	0.0	NO		NO	MM
7	7 180221M1_10	Standard	12.500	1.36	12267.144	12267.144	12.500	12.5	0.0	NO		NO	MM
8	8 180221M1_11	Standard	12.500	1.37	12408.940	12408.940	12.500	12.5	0.0	NO		NO	MM
9	9 180221M1_12	Standard	12.500	1.37	10994.588	10994.588	12.500	12.5	0.0	NO		NO	MM
10	10 180221M1_13	Standard	12.500	1.34	11874.283	11874.283	12.500	12.5	0.0	NO		NO	MM

Compound name: 13C5-PFHxA

Response Factor: 1

RRF SD: 0, Relative SD: 0

Response type: Internal Std (Ref 56), Area * (IS Conc. / IS Area)

Curve type: RF

#	Name	Type	Std. Conc	RT	Area	IS Area	Response	Conc.	%Dev	Conc. Flag	CoD	CoD Flag	x=excluded
1	1 180221M1_4	Standard	12.500	3.09	15304.752	15304.752	12.500	12.5	0.0	NO		NO	bb
2	2 180221M1_5	Standard	12.500	3.09	16557.984	16557.984	12.500	12.5	0.0	NO		NO	bb
3	3 180221M1_6	Standard	12.500	3.09	16563.865	16563.865	12.500	12.5	0.0	NO		NO	bb
4	4 180221M1_7	Standard	12.500	3.09	17018.980	17018.980	12.500	12.5	0.0	NO		NO	bb
5	5 180221M1_8	Standard	12.500	3.09	16850.559	16850.559	12.500	12.5	0.0	NO		NO	bb
6	6 180221M1_9	Standard	12.500	3.09	14030.379	14030.379	12.500	12.5	0.0	NO		NO	bb
7	7 180221M1_10	Standard	12.500	3.08	14335.206	14335.206	12.500	12.5	0.0	NO		NO	bb
8	8 180221M1_11	Standard	12.500	3.09	14150.994	14150.994	12.500	12.5	0.0	NO		NO	bb
9	9 180221M1_12	Standard	12.500	3.08	14209.292	14209.292	12.500	12.5	0.0	NO		NO	bb
10	10 180221M1_13	Standard	12.500	3.07	12811.227	12811.227	12.500	12.5	0.0	NO		NO	bb

Dataset: F:\Projects\PFAS.PRO\Results\180221M1\180221M1-CRV.qld

Last Altered: Thursday, February 22, 2018 11:04:24 Pacific Standard Time

Printed: Thursday, February 22, 2018 11:09:19 Pacific Standard Time

Compound name: 13C3-PFHxS

Response Factor: 1

RRF SD: 0, Relative SD: 0

Response type: Internal Std (Ref 57), Area * (IS Conc. / IS Area)

Curve type: RF

	# Name	Type	Std. Conc	RT	Area	IS Area	Response	Conc.	%Dev	Conc. Flag	CoD	CoD Flag	x=excluded
1	1 180221M1_4	Standard	12.500	3.85	4076.650	4076.650	12.500	12.5	0.0	NO		NO	bb
2	2 180221M1_5	Standard	12.500	3.85	3998.964	3998.964	12.500	12.5	0.0	NO		NO	bb
3	3 180221M1_6	Standard	12.500	3.85	4156.698	4156.698	12.500	12.5	0.0	NO		NO	bb
4	4 180221M1_7	Standard	12.500	3.85	3730.654	3730.654	12.500	12.5	0.0	NO		NO	bb
5	5 180221M1_8	Standard	12.500	3.85	4108.745	4108.745	12.500	12.5	0.0	NO		NO	bb
6	6 180221M1_9	Standard	12.500	3.85	3353.277	3353.277	12.500	12.5	0.0	NO		NO	bb
7	7 180221M1_10	Standard	12.500	3.85	3370.330	3370.330	12.500	12.5	0.0	NO		NO	bb
8	8 180221M1_11	Standard	12.500	3.85	3238.573	3238.573	12.500	12.5	0.0	NO		NO	bb
9	9 180221M1_12	Standard	12.500	3.85	3301.977	3301.977	12.500	12.5	0.0	NO		NO	bb
10	10 180221M1_13	Standard	12.500	3.82	2846.044	2846.044	12.500	12.5	0.0	NO		NO	bb

Compound name: 13C8-PFOA

Response Factor: 1

RRF SD: 0, Relative SD: 0

Response type: Internal Std (Ref 58), Area * (IS Conc. / IS Area)

Curve type: RF

	# Name	Type	Std. Conc	RT	Area	IS Area	Response	Conc.	%Dev	Conc. Flag	CoD	CoD Flag	x=excluded
1	1 180221M1_4	Standard	12.500	4.22	13566.197	13566.197	12.500	12.5	0.0	NO		NO	bb
2	2 180221M1_5	Standard	12.500	4.22	13662.314	13662.314	12.500	12.5	0.0	NO		NO	bb
3	3 180221M1_6	Standard	12.500	4.22	13518.291	13518.291	12.500	12.5	0.0	NO		NO	bb
4	4 180221M1_7	Standard	12.500	4.22	15360.138	15360.138	12.500	12.5	0.0	NO		NO	bb
5	5 180221M1_8	Standard	12.500	4.22	14853.675	14853.675	12.500	12.5	0.0	NO		NO	bb
6	6 180221M1_9	Standard	12.500	4.22	11992.644	11992.644	12.500	12.5	0.0	NO		NO	bb
7	7 180221M1_10	Standard	12.500	4.21	12208.947	12208.947	12.500	12.5	0.0	NO		NO	bb
8	8 180221M1_11	Standard	12.500	4.21	12158.682	12158.682	12.500	12.5	0.0	NO		NO	bb
9	9 180221M1_12	Standard	12.500	4.21	12236.040	12236.040	12.500	12.5	0.0	NO		NO	bb
10	10 180221M1_13	Standard	12.500	4.19	10236.611	10236.611	12.500	12.5	0.0	NO		NO	bb

Dataset: F:\Projects\PFAS.PRO\Results\180221M1\180221M1-CRV.qld

Last Altered: Thursday, February 22, 2018 11:04:24 Pacific Standard Time

Printed: Thursday, February 22, 2018 11:09:19 Pacific Standard Time

Compound name: 13C9-PFNA

Response Factor: 1

RRF SD: 0, Relative SD: 0

Response type: Internal Std (Ref 59), Area * (IS Conc. / IS Area)

Curve type: RF

#	Name	Type	Std. Conc	RT	Area	IS Area	Response	Conc.	%Dev	Conc. Flag	CoD	CoD Flag	x=excluded
1	1 180221M1_4	Standard	12.500	4.65	15098.310	15098.310	12.500	12.5	0.0	NO		NO	bb
2	2 180221M1_5	Standard	12.500	4.65	14642.771	14642.771	12.500	12.5	0.0	NO		NO	bb
3	3 180221M1_6	Standard	12.500	4.65	15901.936	15901.936	12.500	12.5	0.0	NO		NO	bb
4	4 180221M1_7	Standard	12.500	4.65	13212.208	13212.208	12.500	12.5	0.0	NO		NO	bb
5	5 180221M1_8	Standard	12.500	4.65	14149.730	14149.730	12.500	12.5	0.0	NO		NO	bb
6	6 180221M1_9	Standard	12.500	4.64	15369.789	15369.789	12.500	12.5	0.0	NO		NO	bb
7	7 180221M1_10	Standard	12.500	4.64	15020.385	15020.385	12.500	12.5	0.0	NO		NO	bb
8	8 180221M1_11	Standard	12.500	4.64	14647.480	14647.480	12.500	12.5	0.0	NO		NO	bb
9	9 180221M1_12	Standard	12.500	4.64	10745.900	10745.900	12.500	12.5	0.0	NO		NO	bb
10	10 180221M1_13	Standard	12.500	4.63	10716.960	10716.960	12.500	12.5	0.0	NO		NO	bb

Compound name: 13C4-PFOS

Response Factor: 1

RRF SD: 0, Relative SD: 0

Response type: Internal Std (Ref 60), Area * (IS Conc. / IS Area)

Curve type: RF

#	Name	Type	Std. Conc	RT	Area	IS Area	Response	Conc.	%Dev	Conc. Flag	CoD	CoD Flag	x=excluded
1	1 180221M1_4	Standard	12.500	4.74	3721.056	3721.056	12.500	12.5	0.0	NO		NO	bb
2	2 180221M1_5	Standard	12.500	4.73	3473.172	3473.172	12.500	12.5	0.0	NO		NO	bb
3	3 180221M1_6	Standard	12.500	4.73	4409.080	4409.080	12.500	12.5	0.0	NO		NO	bb
4	4 180221M1_7	Standard	12.500	4.73	4028.100	4028.100	12.500	12.5	0.0	NO		NO	bb
5	5 180221M1_8	Standard	12.500	4.73	3970.172	3970.172	12.500	12.5	0.0	NO		NO	bb
6	6 180221M1_9	Standard	12.500	4.73	3534.574	3534.574	12.500	12.5	0.0	NO		NO	bb
7	7 180221M1_10	Standard	12.500	4.73	3686.796	3686.796	12.500	12.5	0.0	NO		NO	bb
8	8 180221M1_11	Standard	12.500	4.73	3308.194	3308.194	12.500	12.5	0.0	NO		NO	bb
9	9 180221M1_12	Standard	12.500	4.72	3455.335	3455.335	12.500	12.5	0.0	NO		NO	bb
10	10 180221M1_13	Standard	12.500	4.71	2811.038	2811.038	12.500	12.5	0.0	NO		NO	bb

Dataset: F:\Projects\PFAS.PRO\Results\180221M1\180221M1-CRV.qld

Last Altered: Thursday, February 22, 2018 11:04:24 Pacific Standard Time

Printed: Thursday, February 22, 2018 11:09:19 Pacific Standard Time

Compound name: 13C6-PFDA

Response Factor: 1

RRF SD: 0, Relative SD: 0

Response type: Internal Std (Ref 61), Area * (IS Conc. / IS Area)

Curve type: RF

	# Name	Type	Std. Conc	RT	Area	IS Area	Response	Conc.	%Dev	Conc. Flag	CoD	CoD Flag	x=excluded
1	1 180221M1_4	Standard	12.500	5.02	13457.453	13457.453	12.500	12.5	0.0	NO		NO	bb
2	2 180221M1_5	Standard	12.500	5.02	14625.650	14625.650	12.500	12.5	0.0	NO		NO	bb
3	3 180221M1_6	Standard	12.500	5.02	12230.051	12230.051	12.500	12.5	0.0	NO		NO	bb
4	4 180221M1_7	Standard	12.500	5.02	14230.100	14230.100	12.500	12.5	0.0	NO		NO	bb
5	5 180221M1_8	Standard	12.500	5.02	18215.658	18215.658	12.500	12.5	0.0	NO		NO	bb
6	6 180221M1_9	Standard	12.500	5.02	12593.828	12593.828	12.500	12.5	0.0	NO		NO	bb
7	7 180221M1_10	Standard	12.500	5.02	15691.611	15691.611	12.500	12.5	0.0	NO		NO	bb
8	8 180221M1_11	Standard	12.500	5.01	12094.318	12094.318	12.500	12.5	0.0	NO		NO	bb
9	9 180221M1_12	Standard	12.500	5.01	12756.060	12756.060	12.500	12.5	0.0	NO		NO	bb
10	10 180221M1_13	Standard	12.500	5.00	11593.339	11593.339	12.500	12.5	0.0	NO		NO	bb

Compound name: 13C7-PFUdA

Response Factor: 1

RRF SD: 0, Relative SD: 0

Response type: Internal Std (Ref 62), Area * (IS Conc. / IS Area)

Curve type: RF

	# Name	Type	Std. Conc	RT	Area	IS Area	Response	Conc.	%Dev	Conc. Flag	CoD	CoD Flag	x=excluded
1	1 180221M1_4	Standard	12.500	5.35	18858.678	18858.678	12.500	12.5	0.0	NO		NO	bb
2	2 180221M1_5	Standard	12.500	5.34	15768.224	15768.224	12.500	12.5	0.0	NO		NO	bb
3	3 180221M1_6	Standard	12.500	5.34	16579.109	16579.109	12.500	12.5	0.0	NO		NO	bb
4	4 180221M1_7	Standard	12.500	5.34	19555.629	19555.629	12.500	12.5	0.0	NO		NO	bb
5	5 180221M1_8	Standard	12.500	5.34	21283.885	21283.885	12.500	12.5	0.0	NO		NO	bb
6	6 180221M1_9	Standard	12.500	5.34	16059.521	16059.521	12.500	12.5	0.0	NO		NO	bb
7	7 180221M1_10	Standard	12.500	5.34	14039.278	14039.278	12.500	12.5	0.0	NO		NO	bb
8	8 180221M1_11	Standard	12.500	5.34	13631.408	13631.408	12.500	12.5	0.0	NO		NO	bb
9	9 180221M1_12	Standard	12.500	5.34	12053.667	12053.667	12.500	12.5	0.0	NO		NO	bb
10	10 180221M1_13	Standard	12.500	5.32	13541.944	13541.944	12.500	12.5	0.0	NO		NO	bb

Dataset: F:\Projects\PFAS.PRO\Results\180221M1\180221M1-CRV.qld

Last Altered: Thursday, February 22, 2018 11:04:24 Pacific Standard Time

Printed: Thursday, February 22, 2018 11:12:28 Pacific Standard Time

Method: F:\Projects\PFAS.PRO\MethDB\PFAS_FULL_80C_022118.mdb 22 Feb 2018 10:27:20

Calibration: F:\Projects\PFAS.PRO\CurveDB\C18_VAL-PFAS_Q4_02-21-18-FULL.cdb 22 Feb 2018 11:04:24

Name: 180221M1_4, Date: 21-Feb-2018, Time: 15:41:08, ID: ST180221M1-1 PFC CS-2 18B0810, Description: PFC CS-2 18B0810

#	Name	IS#	CoD	CoD Flag	%RSD
1	1 PFBA	34	0.9995	NO	
2	2 PFPeA	35	0.9997	NO	
3	3 PFBS	36	0.9991	NO	
4	4 4:2 FTS	36	0.9981	NO	
5	5 PFHxA	37	0.9987	NO	
6	6 PFPeS	36	0.9987	NO	
7	7 PFHpA	38	0.9969	NO	
8	8 L-PFHxS	39	0.9985	NO	
9	10 6:2 FTS	40	0.9994	NO	
10	11 L-PFOA	40	0.9983	NO	
11	13 PFHpS	43	0.9993	NO	
12	14 PFNA	41	0.9919	NO	
13	15 PFOSA	42	0.9982	NO	
14	16 L-PFOS	43	0.9911	NO	
15	18 PFDA	44	0.9965	NO	
16	19 8:2 FTS	40	0.9935	NO	
17	20 PFNS	43	0.9970	NO	
18	21 N-MeFOSAA	45	0.9984	NO	
19	22 N-EtFOSAA	46	0.9966	NO	
20	23 PFUdA	47	0.9979	NO	
21	24 PFDS	47	0.9961	NO	
22	25 PFDoA	48	0.9977	NO	
23	26 N-MeFOSA	49	0.9961	NO	
24	27 PFTrDA	47	0.9966	NO	
25	28 PFTeDA	50	0.9969	NO	
26	29 N-EtFOSA	51	0.9993	NO	
27	30 PFHxDA	52	0.9967	NO	
28	31 PFODA	52	0.9974	NO	
29	32 N-MeFOSE	53	0.9918	NO	
30	33 N-EtFOSE	54	0.9980	NO	
31	34 13C3-PFBA	55		NO	5.916

Dataset: F:\Projects\PFAS.PRO\Results\180221M1\180221M1-CRV.qld

Last Altered: Thursday, February 22, 2018 11:04:24 Pacific Standard Time

Printed: Thursday, February 22, 2018 11:12:28 Pacific Standard Time

Name: 180221M1_4, Date: 21-Feb-2018, Time: 15:41:08, ID: ST180221M1-1 PFC CS-2 18B0810, Description: PFC CS-2 18B0810

	# Name	IS#	CoD	CoD Flag	%RSD
32	35 13C3-PFPeA	56		NO	5.502
33	36 13C3-PFBs	56		NO	7.045
34	37 13C2-PFHxA	56		NO	4.952
35	38 13C4-PFHpA	56		NO	9.835
36	39 18O2-PFHxS	57		NO	5.088
37	40 13C2-PFOA	58		NO	6.052
38	41 13C5-PFNA	59		NO	14.551
39	42 13C8-PFOsA	62		NO	11.853
40	43 13C8-PFOs	60		NO	14.199
41	44 13C2-PFDa	61		NO	12.425
42	45 d3-N-MeFOSAA	62		NO	13.517
43	46 d5-N-EtFOSAA	62		NO	11.586
44	47 13C2-PFUdA	62		NO	13.743
45	48 13C2-PFDa	62		NO	15.243
46	49 d3-N-MeFOSA	62		NO	14.987
47	50 13C2-PFTeDA	62		NO	18.340
48	51 d5-N-ETFOSA	62		NO	13.188
49	52 13C2-PFHxDA	62		NO	16.380
50	53 d7-N-MeFOSE	62		NO	13.630
51	54 d9-N-EtFOSE	62		NO	11.644
52	55 13C4-PFBA	55		NO	0.000
53	56 13C5-PFHxA	56		NO	0.000
54	57 13C3-PFHxS	57		NO	0.000
55	58 13C8-PFOA	58		NO	0.000
56	59 13C9-PFNA	59		NO	0.000
57	60 13C4-PFOs	60		NO	0.000
58	61 13C6-PFDa	61		NO	0.000
59	62 13C7-PFUdA	62		NO	0.000

Dataset: Untitled

Last Altered: Thursday, February 22, 2018 11:18:57 Pacific Standard Time

Printed: Thursday, February 22, 2018 11:19:12 Pacific Standard Time

Method: F:\Projects\PFAS.PRO\MethDB\PFAS_FULL_80C_022118.mdb 22 Feb 2018 10:27:20

Calibration: F:\Projects\PFAS.PRO\CurveDB\C18_VAL-PFAS_Q4_02-21-18-FULL.cdb 22 Feb 2018 11:04:24

Compound name: PFBA

	Name	ID	Acq.Date	Acq.Time
1	180221M1_3	IPA	21-Feb-18	15:29:36
2	180221M1_4	ST180221M1-1 PFC CS-2 18B0810	21-Feb-18	15:41:08
3	180221M1_5	ST180221M1-2 PFC CS-1 18B0811	21-Feb-18	15:52:33
4	180221M1_6	ST180221M1-3 PFC CS0 18B0812	21-Feb-18	16:03:59
5	180221M1_7	ST180221M1-4 PFC CS1 18B0813	21-Feb-18	16:15:27
6	180221M1_8	ST180221M1-5 PFC CS2 18B0814	21-Feb-18	16:26:53
7	180221M1_9	ST180221M1-6 PFC CS3 18B0815	21-Feb-18	16:38:20
8	180221M1_10	ST180221M1-7 PFC CS4 18B0816	21-Feb-18	16:49:50
9	180221M1_11	ST180221M1-8 PFC CS5 18B0817	21-Feb-18	17:01:19
10	180221M1_12	ST180221M1-9 PFC CS6 18B0818	21-Feb-18	17:12:48
11	180221M1_13	ST180221M1-10 PFC CS7 18B0819	21-Feb-18	17:24:17
12	180221M1_14	IPA	21-Feb-18	17:35:46
13	180221M1_15	ICV180221M1-1 PFC ICV 18B0809	21-Feb-18	17:47:16
14	180221M1_16	IPA	21-Feb-18	17:58:45

Dataset: F:\Projects\PFAS.PRO\Results\180221M1\180221M1-CRV.qld

Last Altered: Thursday, February 22, 2018 11:04:24 Pacific Standard Time

Printed: Thursday, February 22, 2018 11:05:56 Pacific Standard Time

Method: F:\Projects\PFAS.PRO\MethDB\PFAS_FULL_80C_022118.mdb 22 Feb 2018 10:27:20

Calibration: F:\Projects\PFAS.PRO\CurveDB\C18_VAL-PFAS_Q4_02-21-18-FULL.cdb 22 Feb 2018 11:04:24

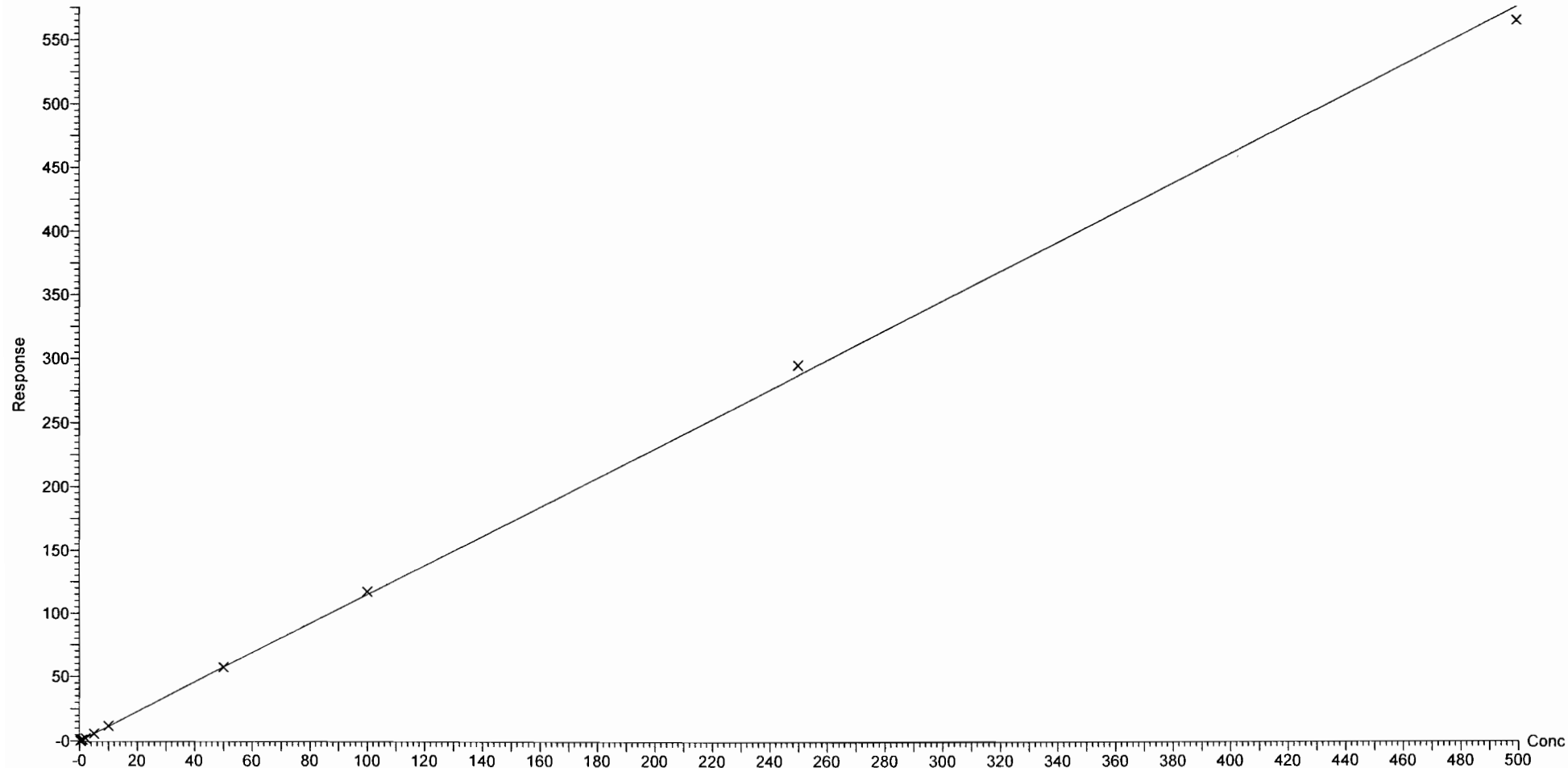
Compound name: PFBA

Correlation coefficient: $r = 0.999753$, $r^2 = 0.999505$

Calibration curve: $1.15009 * x + -0.0434126$

Response type: Internal Std (Ref 34), Area * (IS Conc. / IS Area)

Curve type: Linear, Origin: Include, Weighting: 1/x, Axis trans: None



Dataset: F:\Projects\PFAS.PRO\Results\180221M1\180221M1-CRV.qld

Last Altered: Thursday, February 22, 2018 11:04:24 Pacific Standard Time

Printed: Thursday, February 22, 2018 11:05:56 Pacific Standard Time

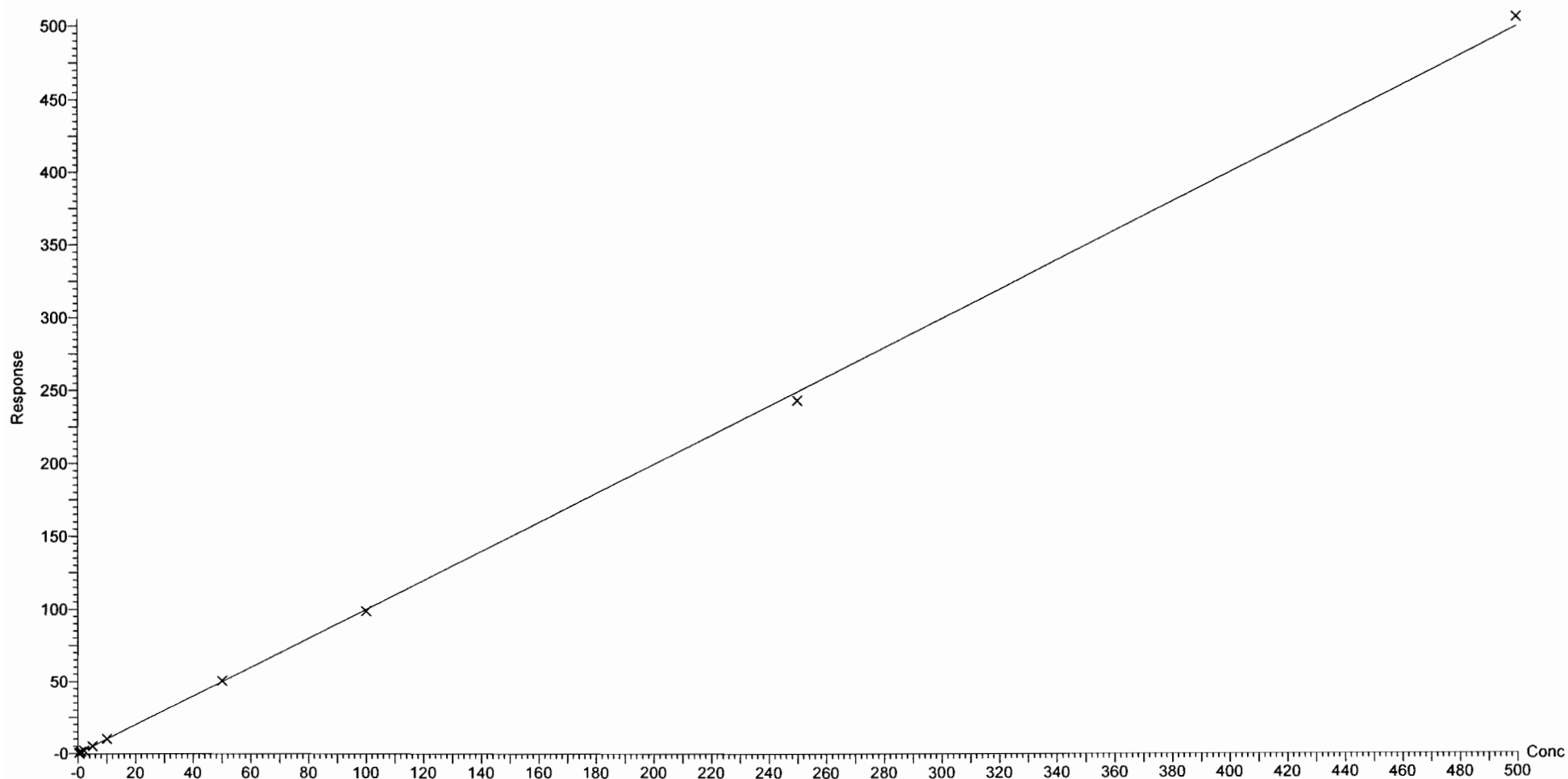
Compound name: PFPeA

Correlation coefficient: $r = 0.999840$, $r^2 = 0.999681$

Calibration curve: $0.99631 * x + 0.0146012$

Response type: Internal Std (Ref 35), Area * (IS Conc. / IS Area)

Curve type: Linear, Origin: Exclude, Weighting: 1/x, Axis trans: None



Dataset: F:\Projects\PFAS.PRO\Results\180221M1\180221M1-CRV.qld

Last Altered: Thursday, February 22, 2018 11:04:24 Pacific Standard Time

Printed: Thursday, February 22, 2018 11:05:56 Pacific Standard Time

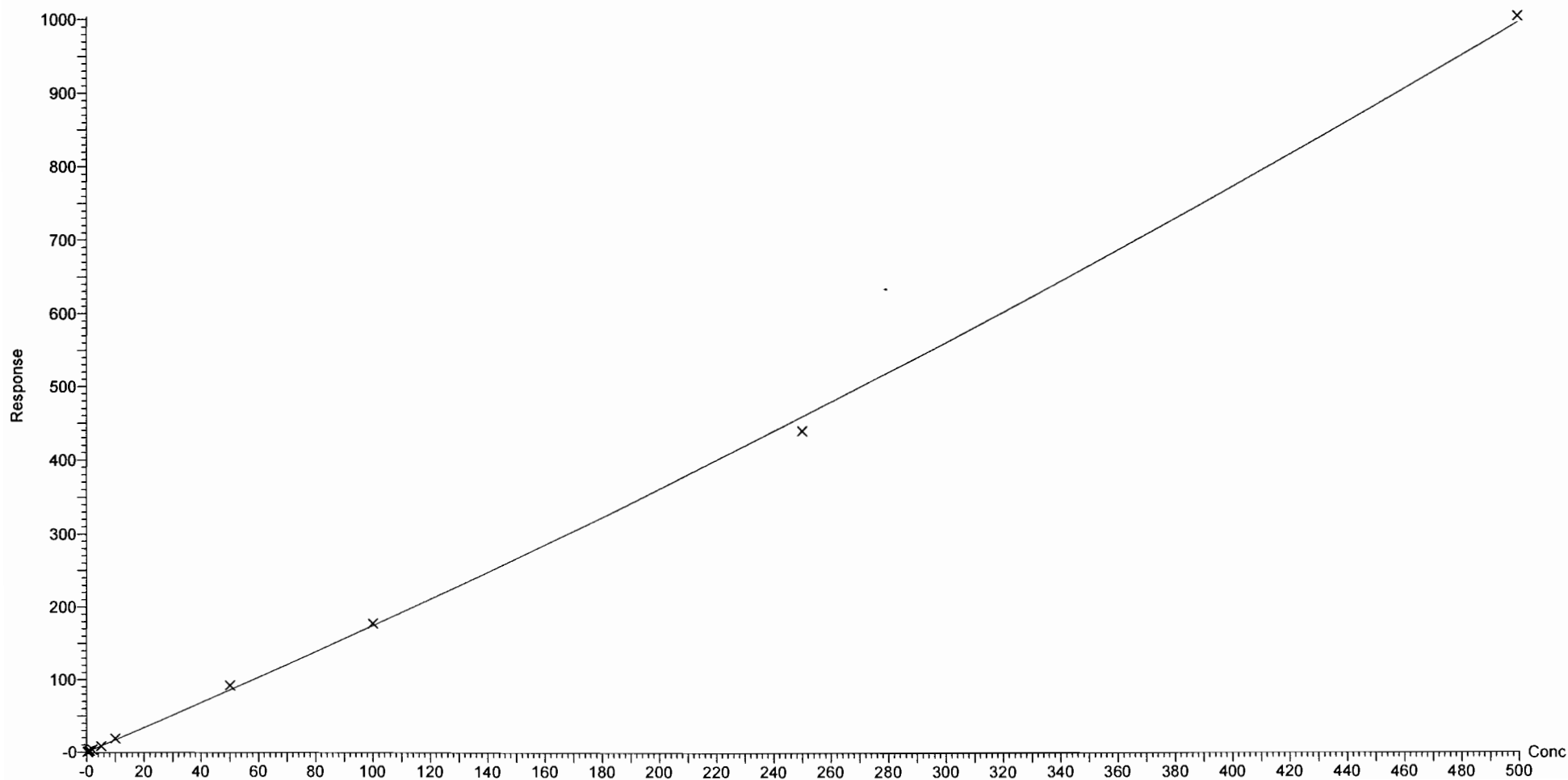
Compound name: PFBS

Coefficient of Determination: $R^2 = 0.999083$

Calibration curve: $0.000606242 * x^2 + 1.68658 * x + 0.0129676$

Response type: Internal Std (Ref 36), Area * (IS Conc. / IS Area)

Curve type: 2nd Order, Origin: Exclude, Weighting: 1/x, Axis trans: None



Dataset: F:\Projects\PFAS.PRO\Results\180221M1\180221M1-CRV.qld

Last Altered: Thursday, February 22, 2018 11:04:24 Pacific Standard Time

Printed: Thursday, February 22, 2018 11:05:56 Pacific Standard Time

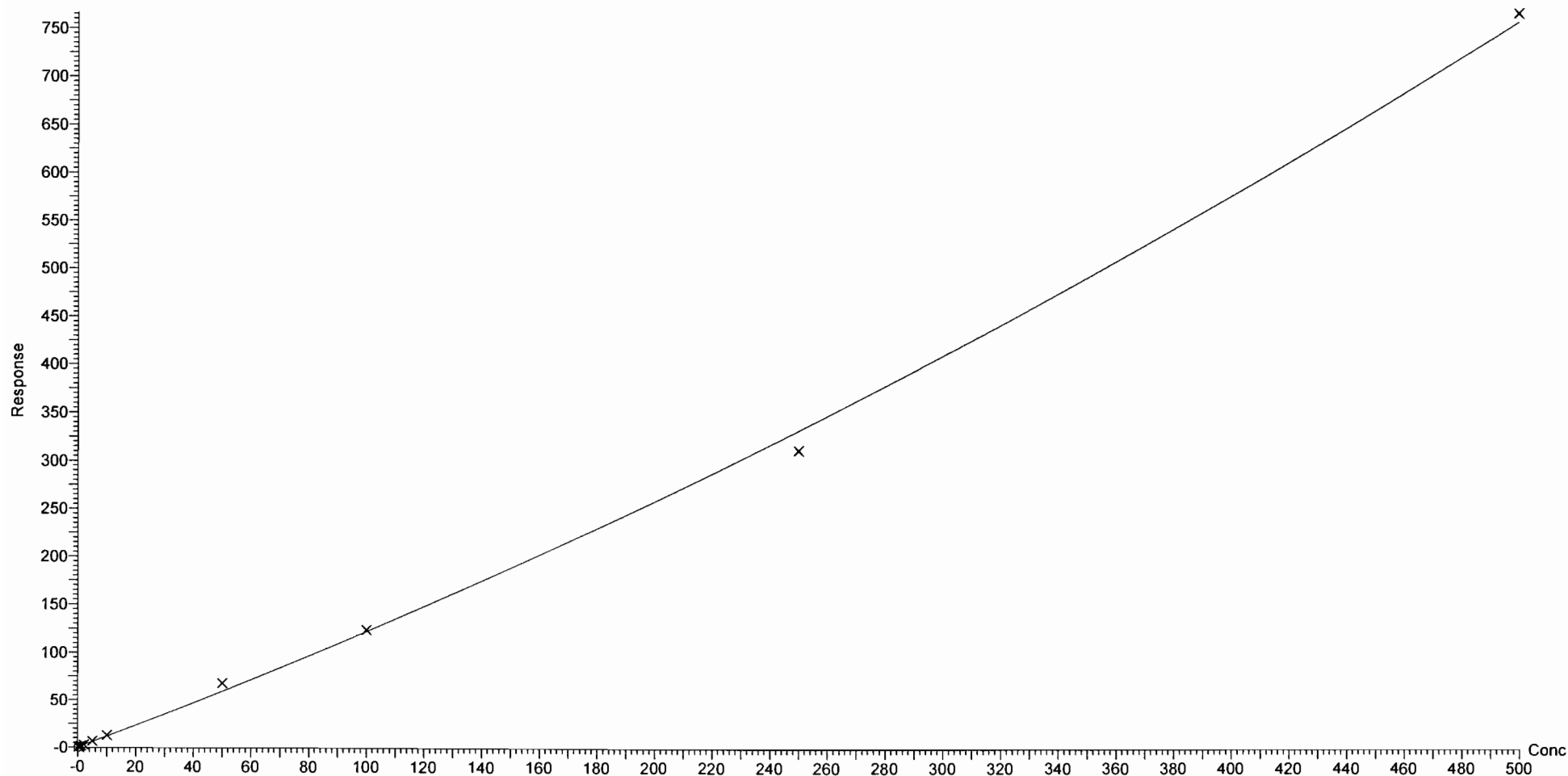
Compound name: 4:2 FTS

Coefficient of Determination: $R^2 = 0.998087$

Calibration curve: $0.000739901 * x^2 + 1.14343 * x + 0.326571$

Response type: Internal Std (Ref 36), Area * (IS Conc. / IS Area)

Curve type: 2nd Order, Origin: Exclude, Weighting: 1/x, Axis trans: None



Dataset: F:\Projects\PFAS.PRO\Results\180221M1\180221M1-CRV.qld

Last Altered: Thursday, February 22, 2018 11:04:24 Pacific Standard Time

Printed: Thursday, February 22, 2018 11:05:56 Pacific Standard Time

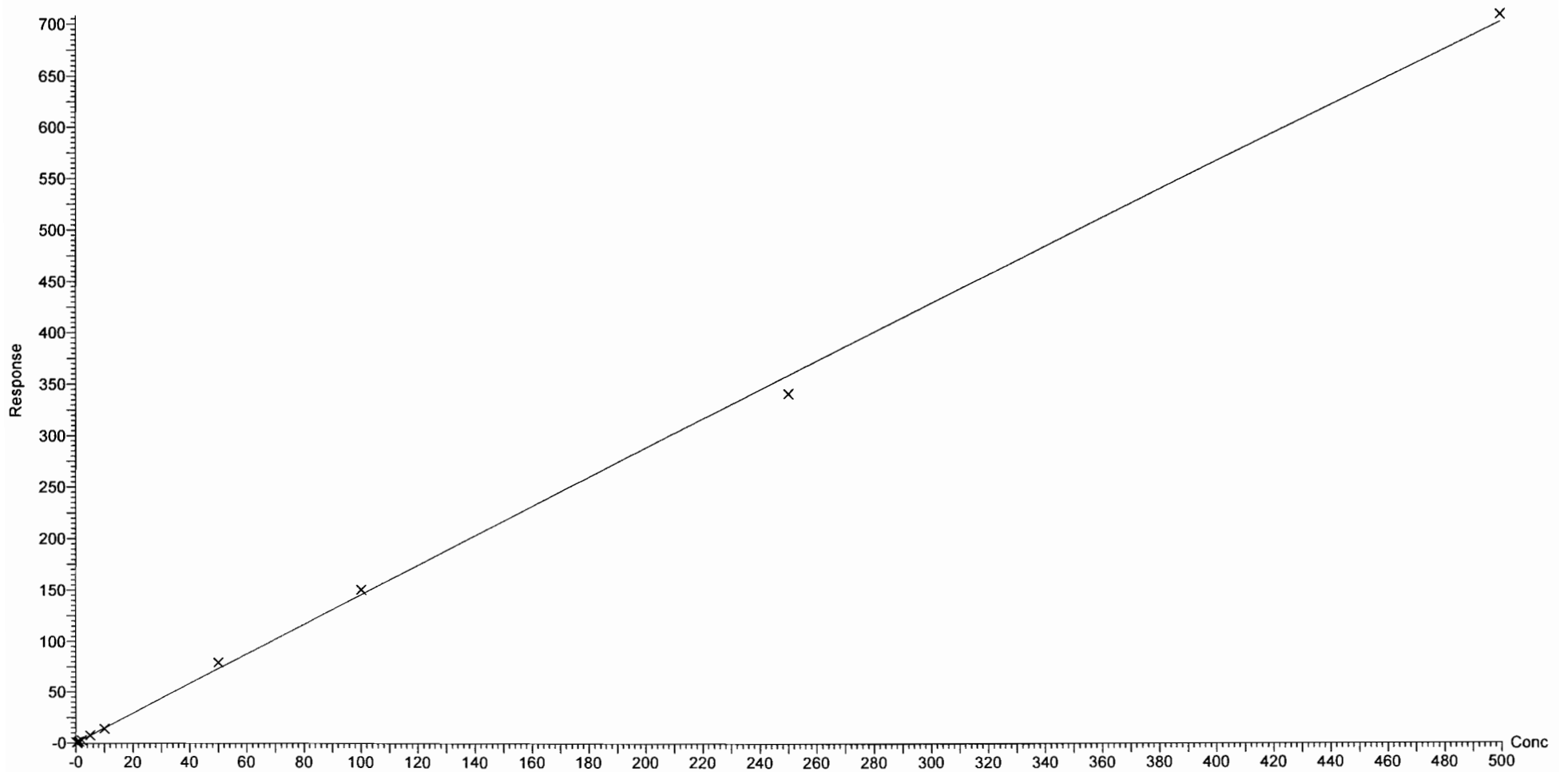
Compound name: PFHxA

Coefficient of Determination: $R^2 = 0.998706$

Calibration curve: $-0.000135275 * x^2 + 1.46917 * x + 0.0678337$

Response type: Internal Std (Ref 37), Area * (IS Conc. / IS Area)

Curve type: 2nd Order, Origin: Include, Weighting: 1/x, Axis trans: None



Dataset: F:\Projects\PFAS.PRO\Results\180221M1\180221M1-CRV.qld

Last Altered: Thursday, February 22, 2018 11:04:24 Pacific Standard Time

Printed: Thursday, February 22, 2018 11:05:56 Pacific Standard Time

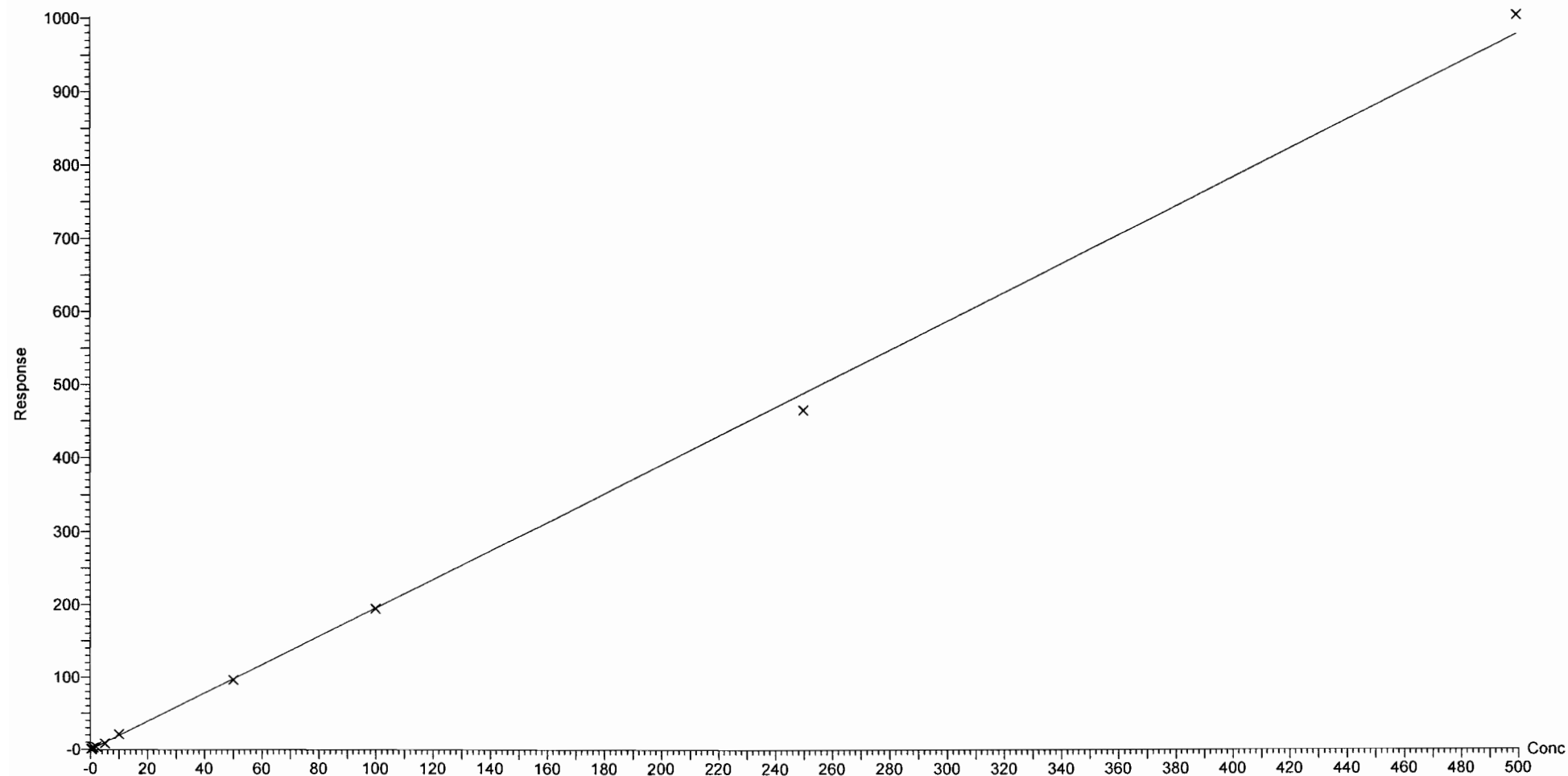
Compound name: PFPeS

Correlation coefficient: $r = 0.999358$, $r^2 = 0.998717$

Calibration curve: $1.95288 * x + -0.160257$

Response type: Internal Std (Ref 36), Area * (IS Conc. / IS Area)

Curve type: Linear, Origin: Exclude, Weighting: 1/x, Axis trans: None



Dataset: F:\Projects\PFAS.PRO\Results\180221M1\180221M1-CRV.qld

Last Altered: Thursday, February 22, 2018 11:04:24 Pacific Standard Time

Printed: Thursday, February 22, 2018 11:05:56 Pacific Standard Time

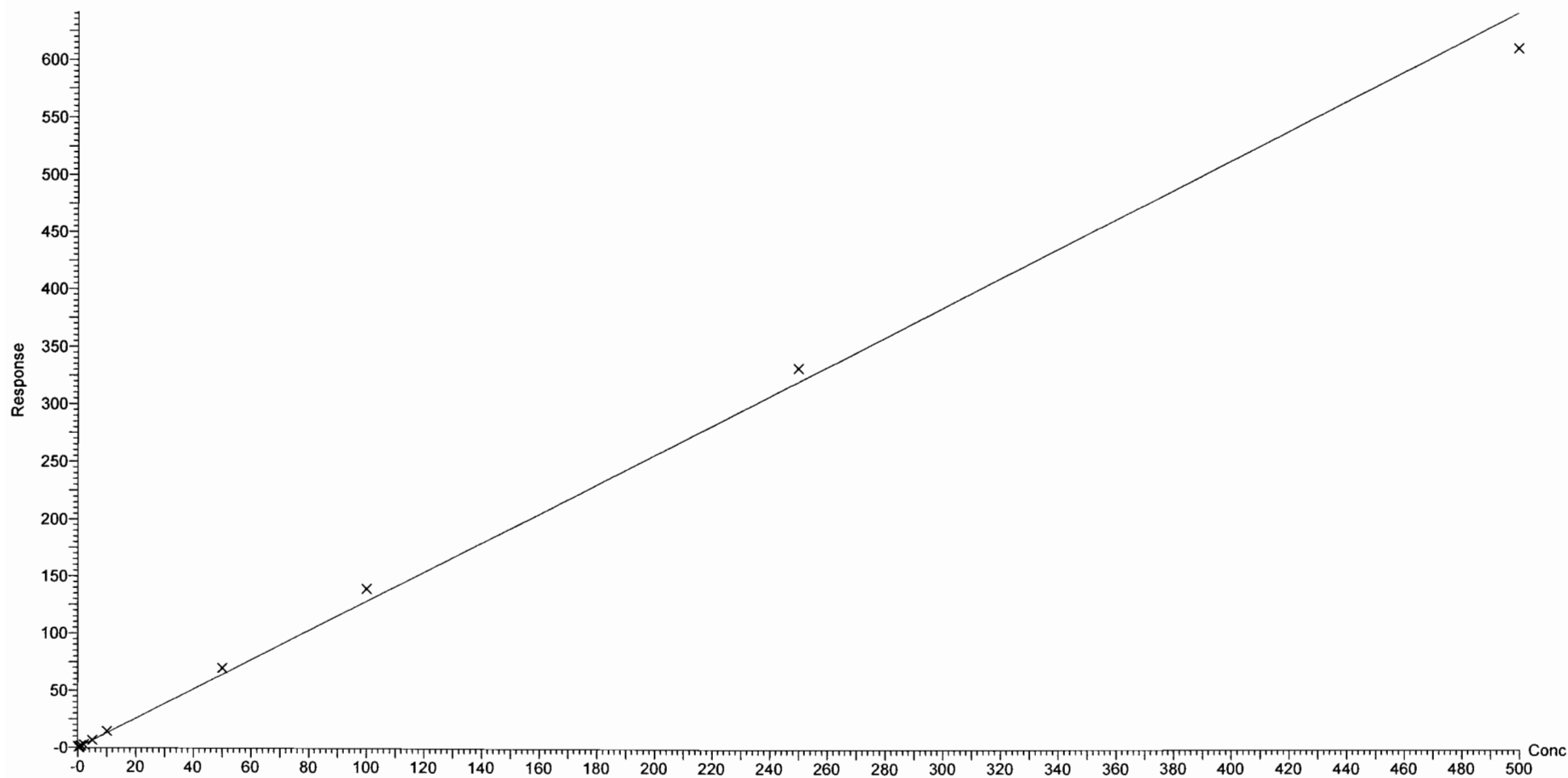
Compound name: PFHpA

Correlation coefficient: $r = 0.998450$, $r^2 = 0.996903$

Calibration curve: $1.282 * x + 0.145637$

Response type: Internal Std (Ref 38), Area * (IS Conc. / IS Area)

Curve type: Linear, Origin: Exclude, Weighting: 1/x, Axis trans: None



Dataset: F:\Projects\PFAS.PRO\Results\180221M1\180221M1-CRV.qld

Last Altered: Thursday, February 22, 2018 11:04:24 Pacific Standard Time

Printed: Thursday, February 22, 2018 11:05:56 Pacific Standard Time

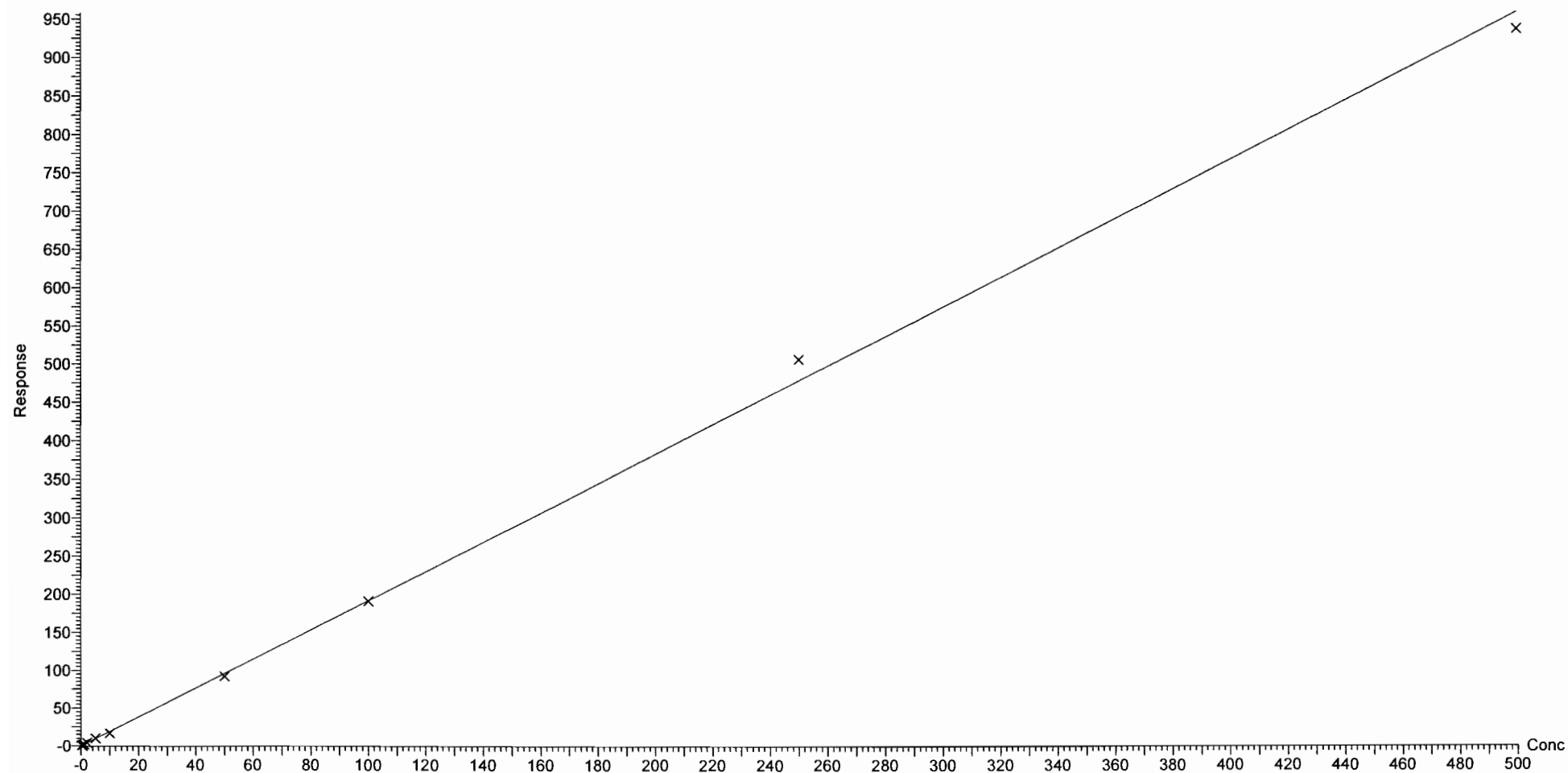
Compound name: L-PFHxS

Correlation coefficient: $r = 0.999252$, $r^2 = 0.998504$

Calibration curve: $1.91475 * x + -0.110109$

Response type: Internal Std (Ref 39), Area * (IS Conc. / IS Area)

Curve type: Linear, Origin: Exclude, Weighting: 1/x, Axis trans: None



Dataset: F:\Projects\PFAS.PRO\Results\180221M1\180221M1-CRV.qld

Last Altered: Thursday, February 22, 2018 11:04:24 Pacific Standard Time

Printed: Thursday, February 22, 2018 11:05:56 Pacific Standard Time

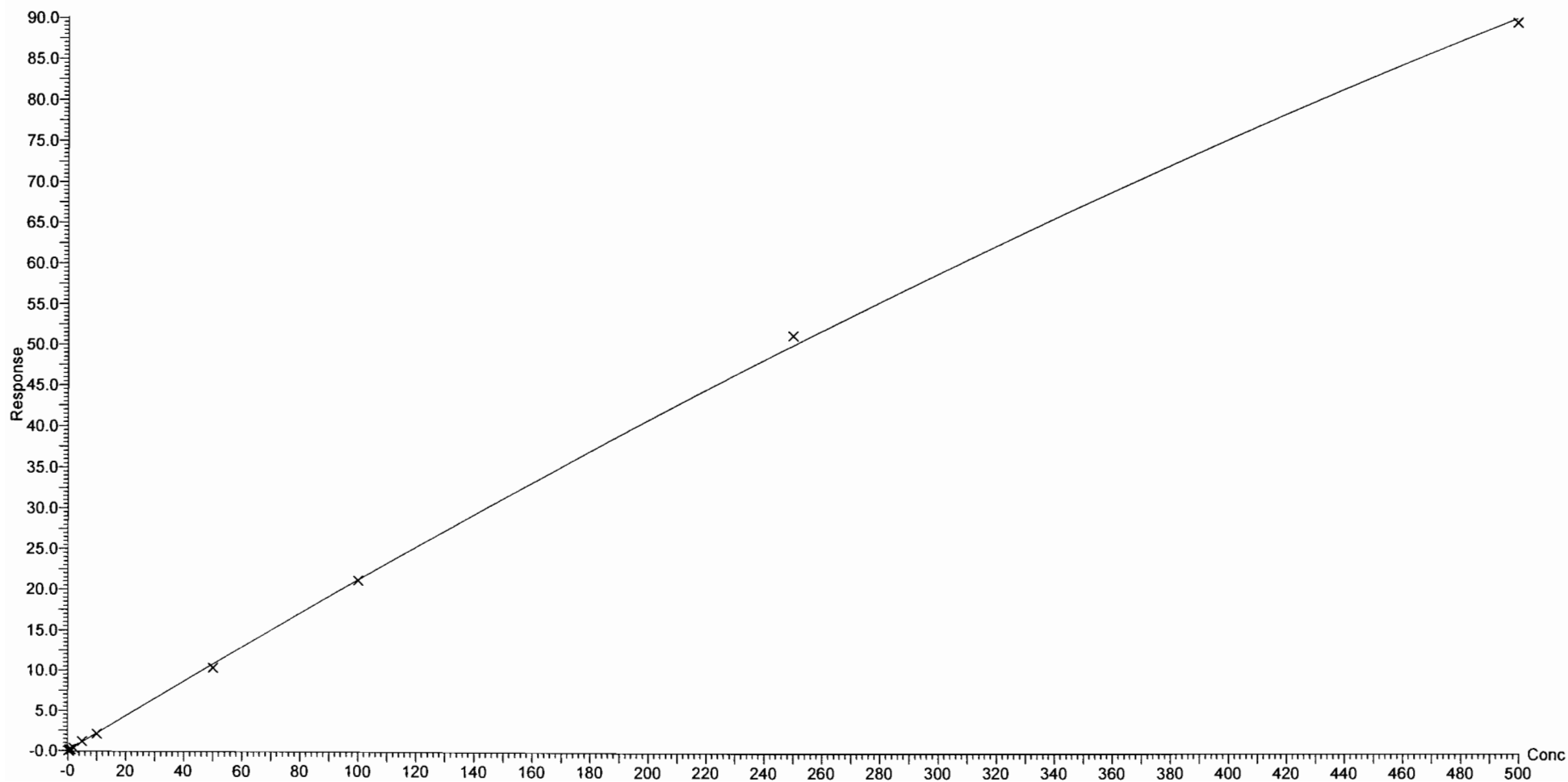
Compound name: 6:2 FTS

Coefficient of Determination: $R^2 = 0.999389$

Calibration curve: $-8.08821e-005 * x^2 + 0.220747 * x + -0.0163908$

Response type: Internal Std (Ref 40), Area * (IS Conc. / IS Area)

Curve type: 2nd Order, Origin: Include, Weighting: 1/x, Axis trans: None



Dataset: F:\Projects\PFAS.PRO\Results\180221M1\180221M1-CRV.qld

Last Altered: Thursday, February 22, 2018 11:04:24 Pacific Standard Time

Printed: Thursday, February 22, 2018 11:05:56 Pacific Standard Time

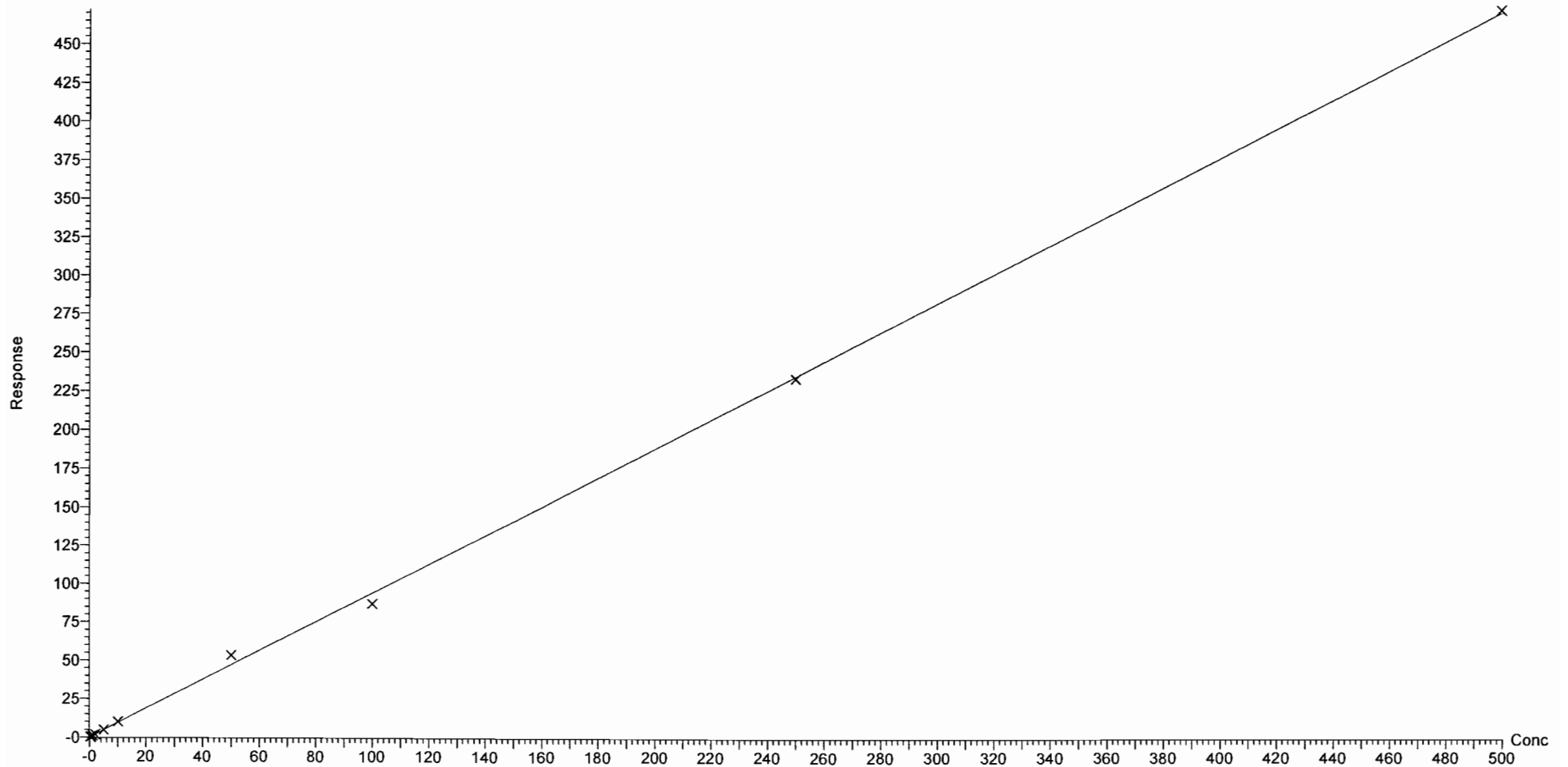
Compound name: L-PFOA

Correlation coefficient: $r = 0.999166$, $r^2 = 0.998333$

Calibration curve: $0.940333 * x + 0.0649829$

Response type: Internal Std (Ref 40), Area * (IS Conc. / IS Area)

Curve type: Linear, Origin: Exclude, Weighting: 1/x, Axis trans: None



Dataset: F:\Projects\PFAS.PRO\Results\180221M1\180221M1-CRV.qld

Last Altered: Thursday, February 22, 2018 11:04:24 Pacific Standard Time

Printed: Thursday, February 22, 2018 11:05:56 Pacific Standard Time

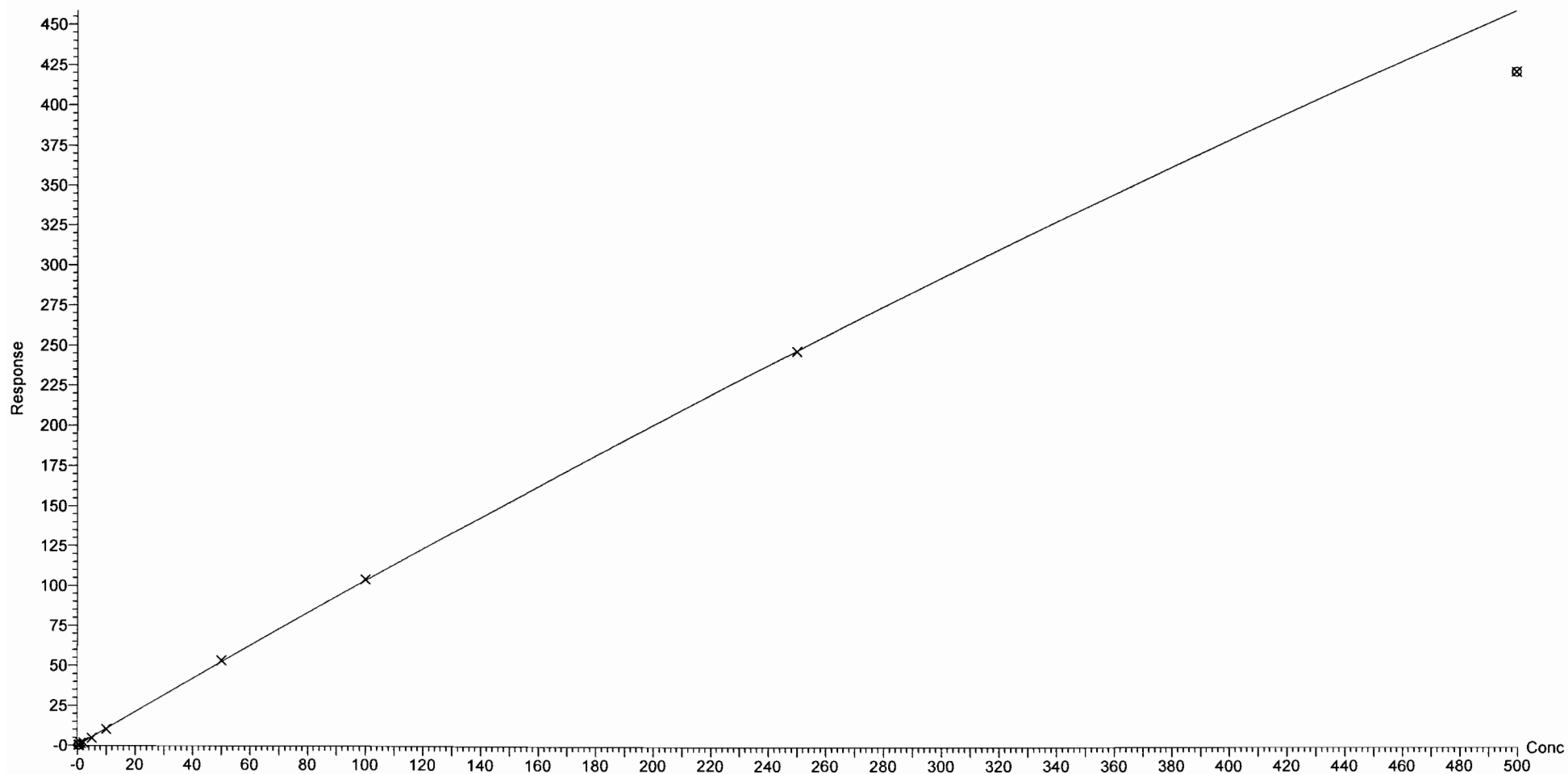
Compound name: PFHpS

Coefficient of Determination: $R^2 = 0.999319$

Calibration curve: $-0.000292046 * x^2 + 1.06296 * x + 0.0376986$

Response type: Internal Std (Ref 43), Area * (IS Conc. / IS Area)

Curve type: 2nd Order, Origin: Exclude, Weighting: 1/x, Axis trans: None



Dataset: F:\Projects\PFAS.PRO\Results\180221M1\180221M1-CRV.qld

Last Altered: Thursday, February 22, 2018 11:04:24 Pacific Standard Time

Printed: Thursday, February 22, 2018 11:05:56 Pacific Standard Time

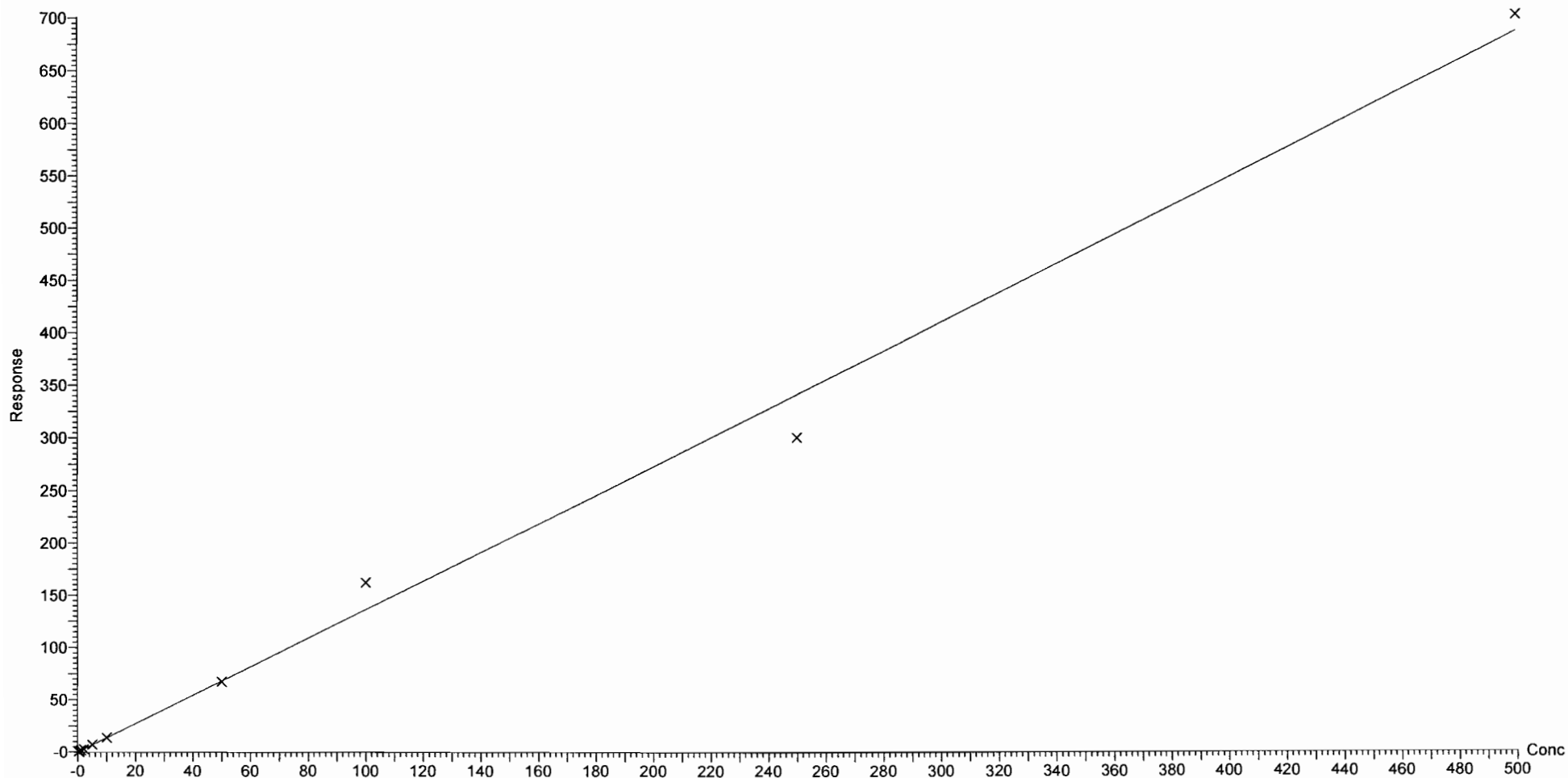
Compound name: PFNA

Coefficient of Determination: $R^2 = 0.991863$

Calibration curve: $2.59272e-005 * x^2 + 1.35784 * x + 0.0148274$

Response type: Internal Std (Ref 41), Area * (IS Conc. / IS Area)

Curve type: 2nd Order, Origin: Exclude, Weighting: 1/x, Axis trans: None



Dataset: F:\Projects\PFAS.PRO\Results\180221M1\180221M1-CRV.qld

Last Altered: Thursday, February 22, 2018 11:04:24 Pacific Standard Time

Printed: Thursday, February 22, 2018 11:05:56 Pacific Standard Time

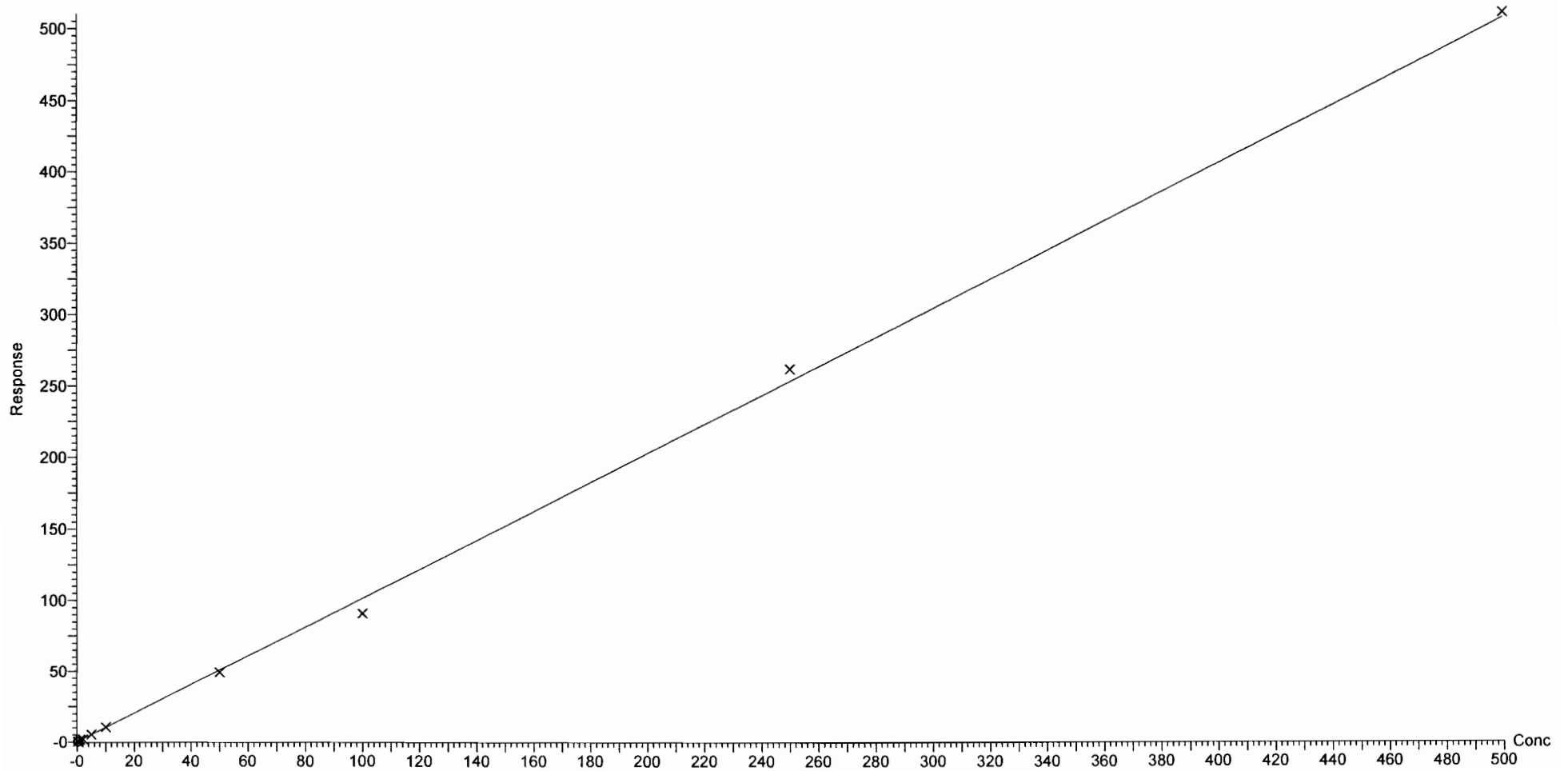
Compound name: PFOSA

Correlation coefficient: $r = 0.999105$, $r^2 = 0.998211$

Calibration curve: $1.01241 * x + 0.211516$

Response type: Internal Std (Ref 42), Area * (IS Conc. / IS Area)

Curve type: Linear, Origin: Exclude, Weighting: 1/x, Axis trans: None



Dataset: F:\Projects\PFAS.PRO\Results\180221M1\180221M1-CRV.qld

Last Altered: Thursday, February 22, 2018 11:04:24 Pacific Standard Time

Printed: Thursday, February 22, 2018 11:05:56 Pacific Standard Time

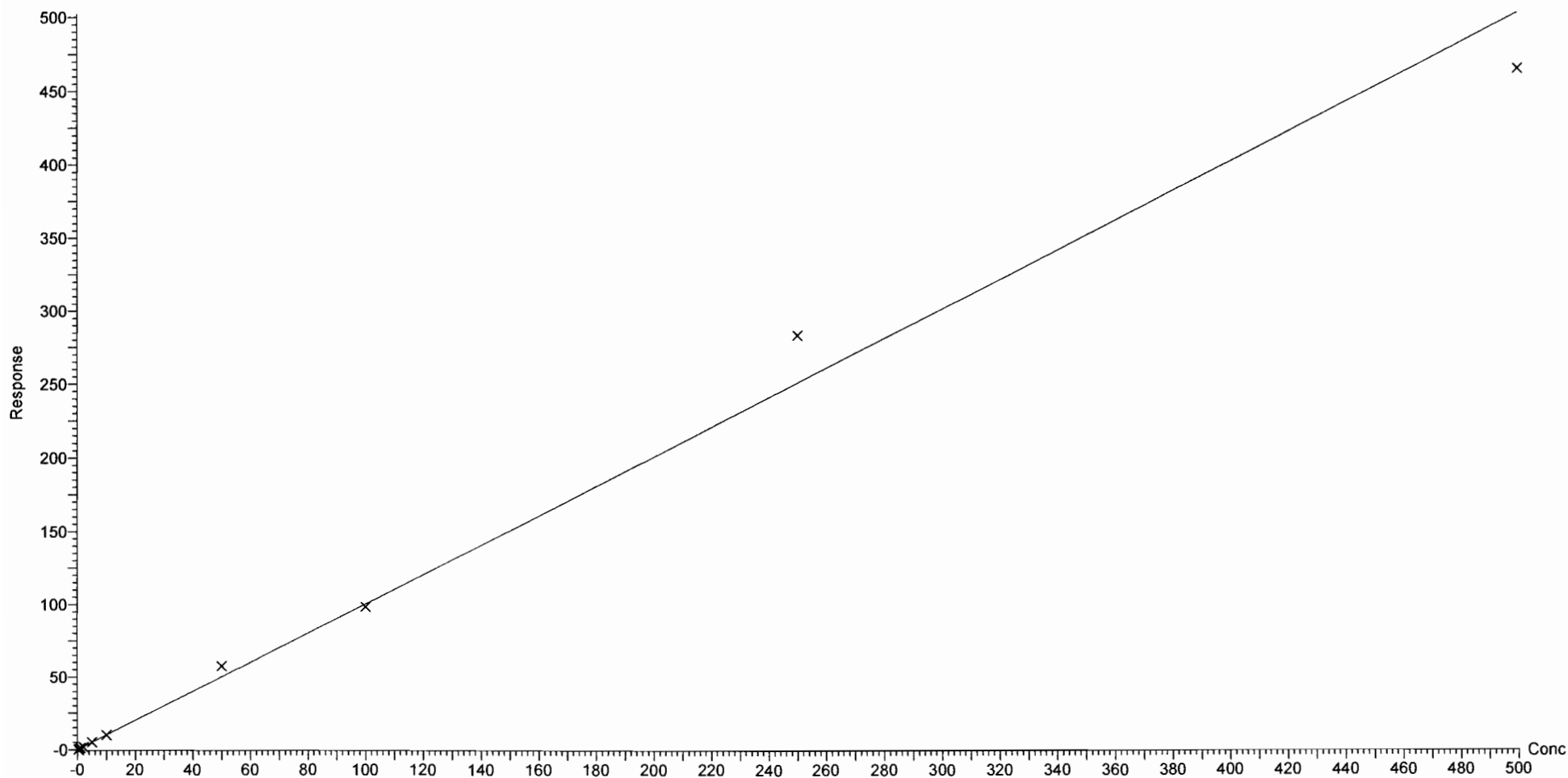
Compound name: L-PFOS

Correlation coefficient: $r = 0.995546$, $r^2 = 0.991112$

Calibration curve: $1.00443 * x + 0.0147798$

Response type: Internal Std (Ref 43), Area * (IS Conc. / IS Area)

Curve type: Linear, Origin: Exclude, Weighting: 1/x, Axis trans: None



Dataset: F:\Projects\PFAS.PRO\Results\180221M1\180221M1-CRV.qld

Last Altered: Thursday, February 22, 2018 11:04:24 Pacific Standard Time

Printed: Thursday, February 22, 2018 11:05:56 Pacific Standard Time

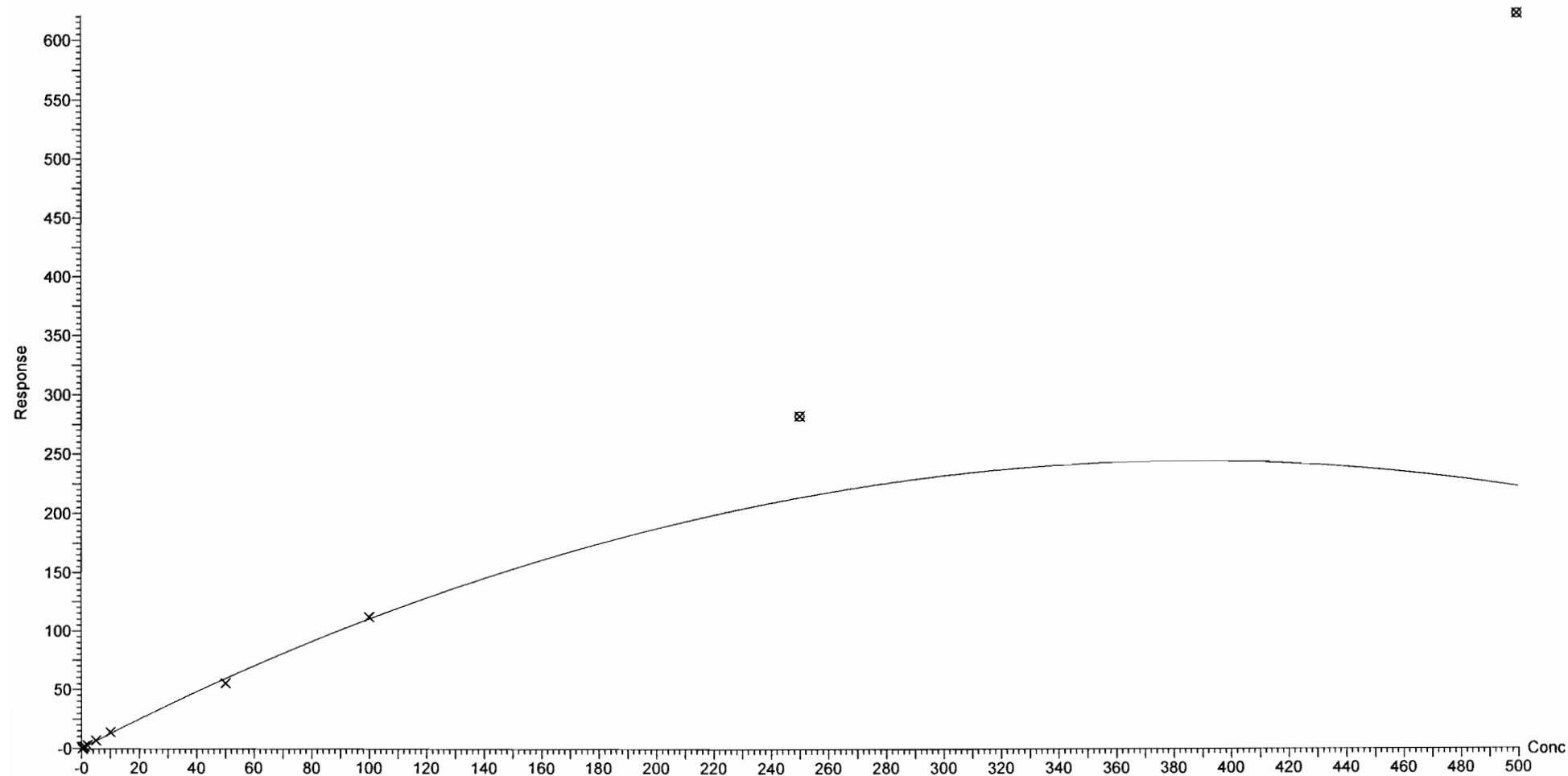
Compound name: PFDA

Coefficient of Determination: $R^2 = 0.996469$

Calibration curve: $-0.00164299 * x^2 + 1.2648 * x + 0.0882521$

Response type: Internal Std (Ref 44), Area * (IS Conc. / IS Area)

Curve type: 2nd Order, Origin: Exclude, Weighting: 1/x, Axis trans: None



Dataset: F:\Projects\PFAS.PRO\Results\180221M1\180221M1-CRV.qld

Last Altered: Thursday, February 22, 2018 11:04:24 Pacific Standard Time

Printed: Thursday, February 22, 2018 11:05:56 Pacific Standard Time

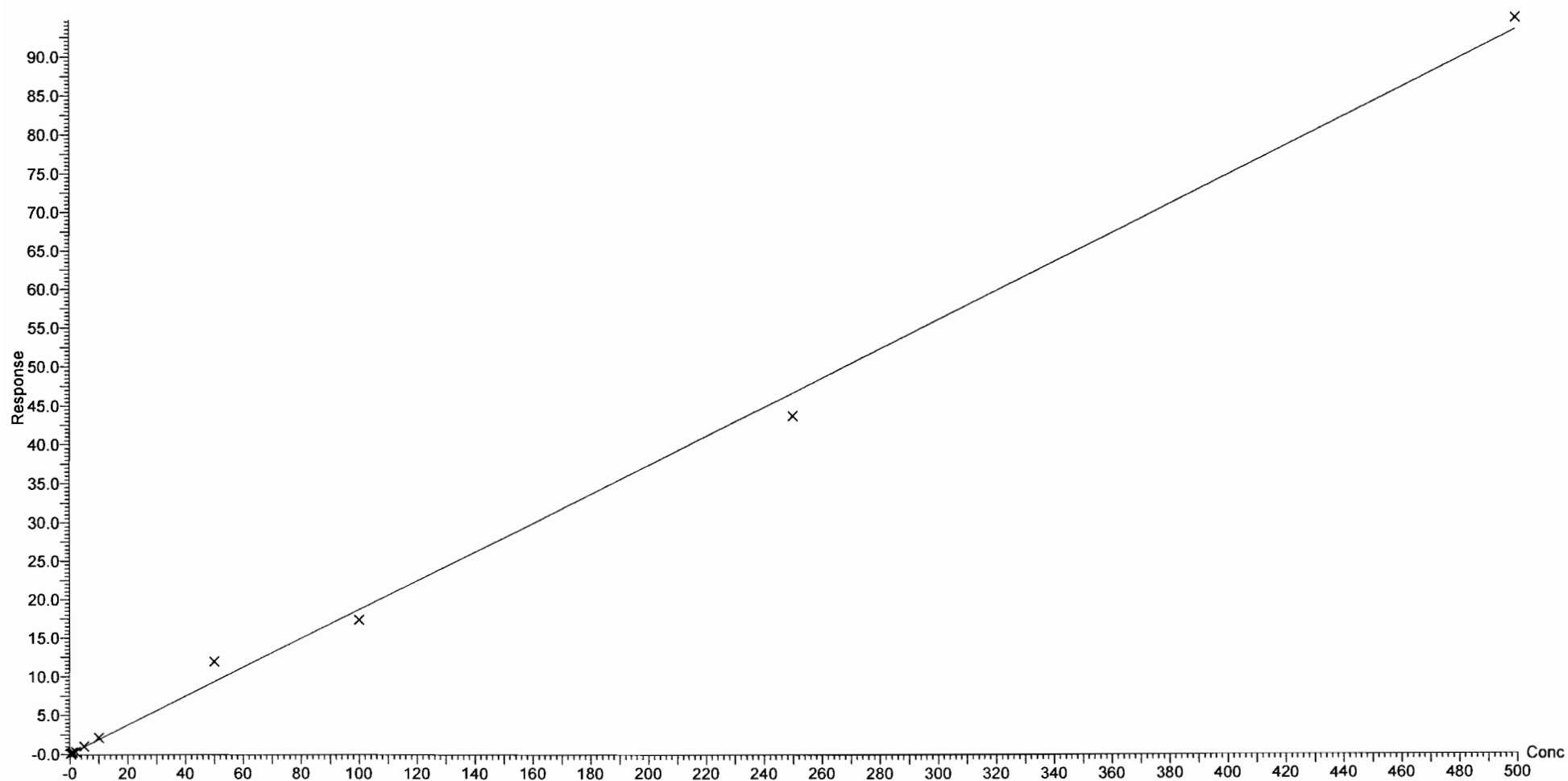
Compound name: 8:2 FTS

Coefficient of Determination: $R^2 = 0.993542$

Calibration curve: $-7.62702e-007 * x^2 + 0.186803 * x + 0.018691$

Response type: Internal Std (Ref 40), Area * (IS Conc. / IS Area)

Curve type: 2nd Order, Origin: Include, Weighting: 1/x, Axis trans: None



Dataset: F:\Projects\PFAS.PRO\Results\180221M1\180221M1-CRV.qld

Last Altered: Thursday, February 22, 2018 11:04:24 Pacific Standard Time

Printed: Thursday, February 22, 2018 11:05:56 Pacific Standard Time

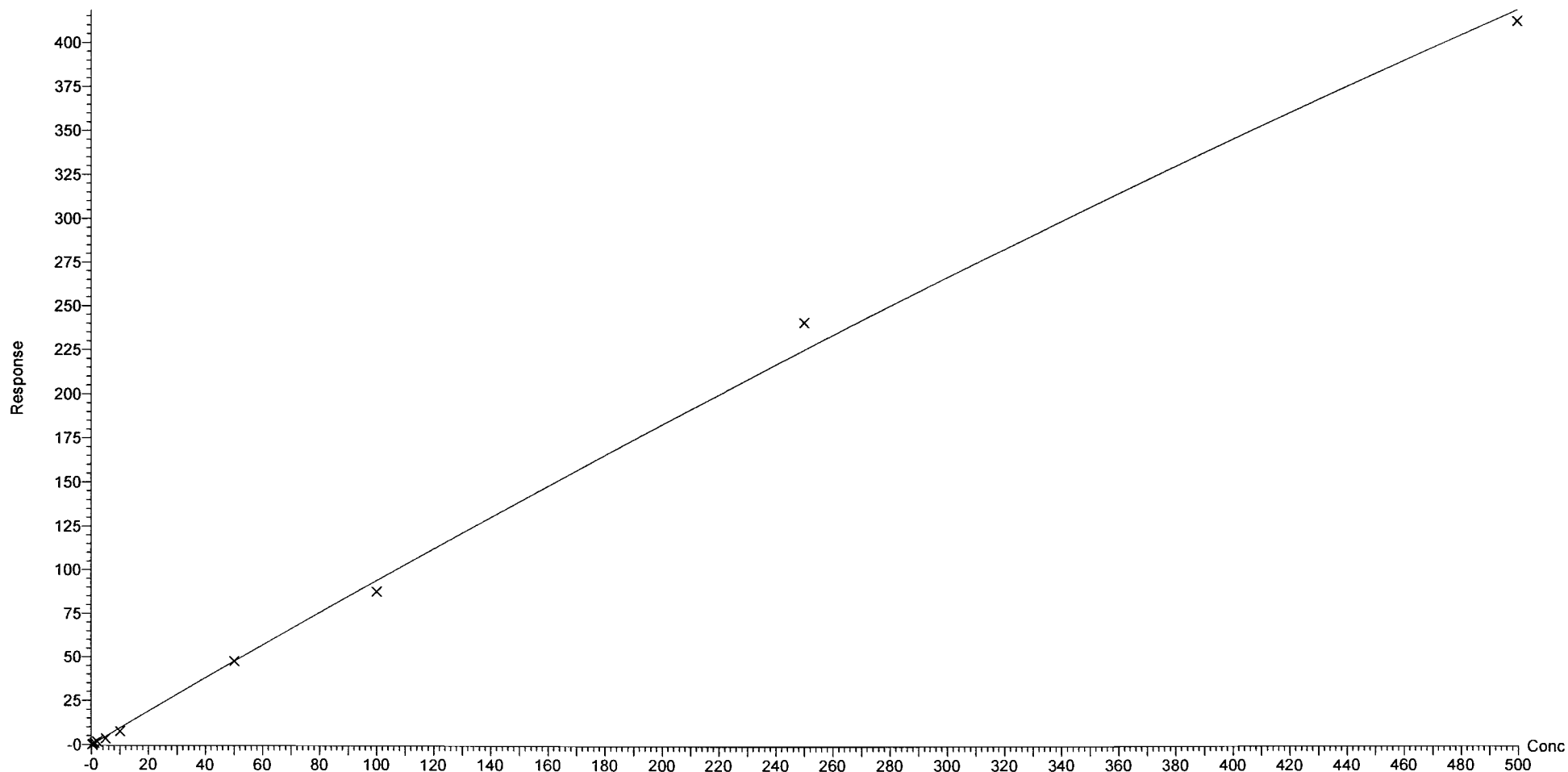
Compound name: PFNS

Coefficient of Determination: $R^2 = 0.996995$

Calibration curve: $-0.000264156 * x^2 + 0.968648 * x + -0.161895$

Response type: Internal Std (Ref 43), Area * (IS Conc. / IS Area)

Curve type: 2nd Order, Origin: Exclude, Weighting: 1/x, Axis trans: None



Dataset: F:\Projects\PFAS.PRO\Results\180221M1\180221M1-CRV.qld

Last Altered: Thursday, February 22, 2018 11:04:24 Pacific Standard Time

Printed: Thursday, February 22, 2018 11:05:56 Pacific Standard Time

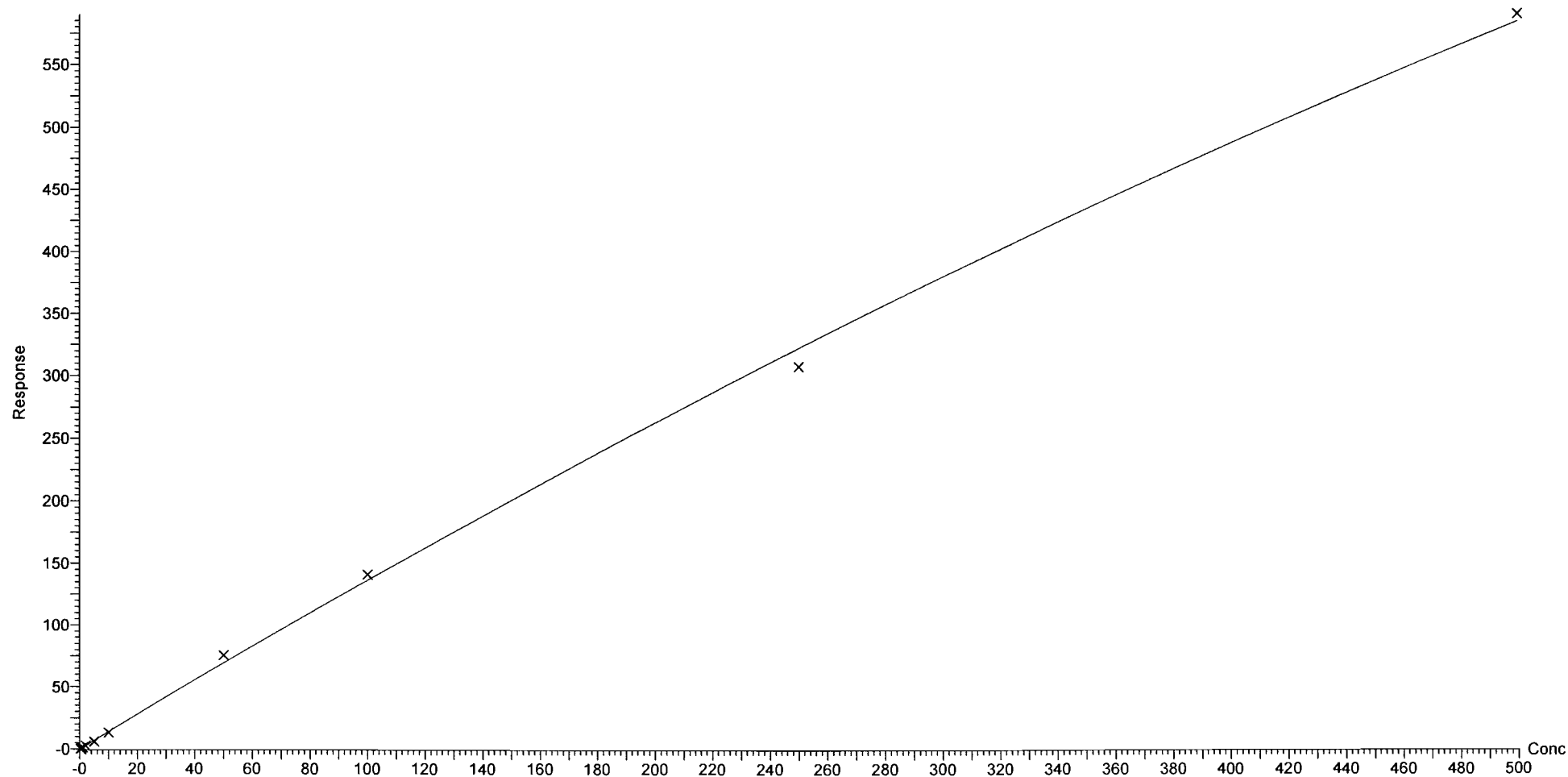
Compound name: N-MeFOSAA

Coefficient of Determination: $R^2 = 0.998351$

Calibration curve: $-0.000492488 * x^2 + 1.41361 * x - 0.117779$

Response type: Internal Std (Ref 45), Area * (IS Conc. / IS Area)

Curve type: 2nd Order, Origin: Include, Weighting: 1/x, Axis trans: None



Dataset: F:\Projects\PFAS.PRO\Results\180221M1\180221M1-CRV.qld

Last Altered: Thursday, February 22, 2018 11:04:24 Pacific Standard Time

Printed: Thursday, February 22, 2018 11:05:56 Pacific Standard Time

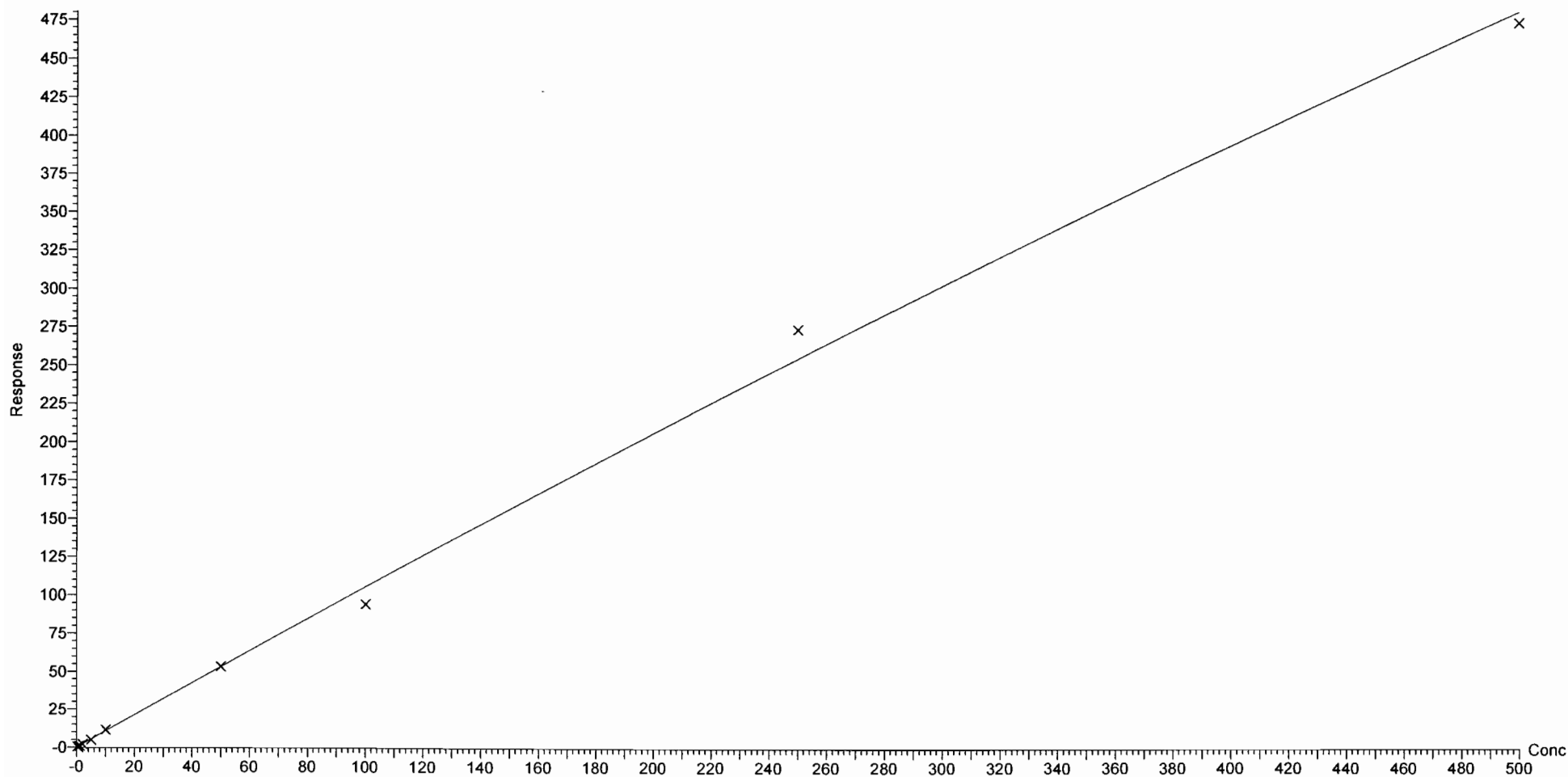
Compound name: N-EtFOSAA

Coefficient of Determination: $R^2 = 0.996579$

Calibration curve: $-0.000238627 * x^2 + 1.07994 * x + -0.0712979$

Response type: Internal Std (Ref 46), Area * (IS Conc. / IS Area)

Curve type: 2nd Order, Origin: Include, Weighting: 1/x, Axis trans: None



Dataset: F:\Projects\PFAS.PRO\Results\180221M1\180221M1-CRV.qld

Last Altered: Thursday, February 22, 2018 11:04:24 Pacific Standard Time

Printed: Thursday, February 22, 2018 11:05:56 Pacific Standard Time

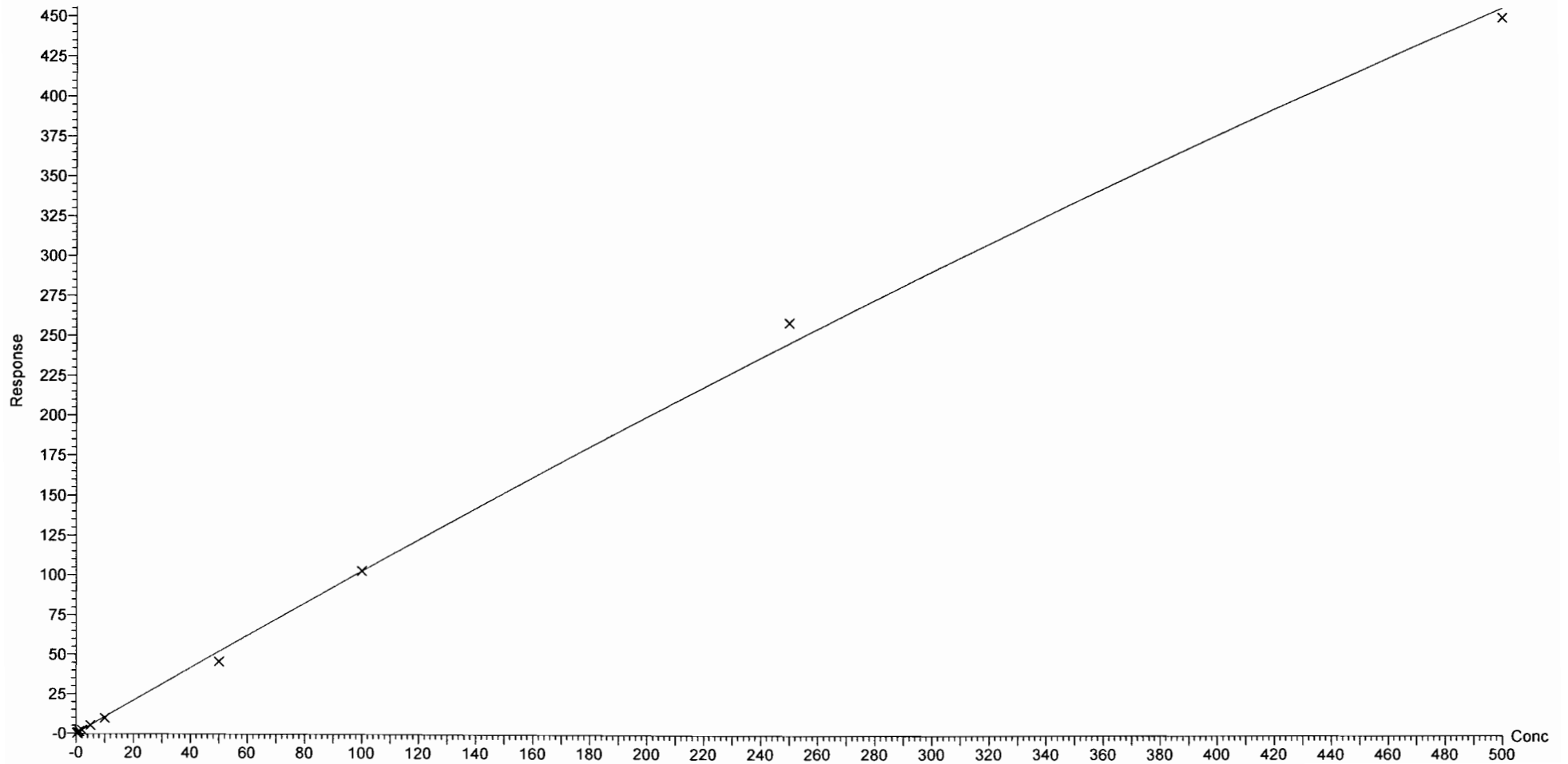
Compound name: PFUdA

Coefficient of Determination: $R^2 = 0.997898$

Calibration curve: $-0.000292867 * x^2 + 1.05755 * x + -0.00818396$

Response type: Internal Std (Ref 47), Area * (IS Conc. / IS Area)

Curve type: 2nd Order, Origin: Exclude, Weighting: 1/x, Axis trans: None



Dataset: F:\Projects\PFAS.PRO\Results\180221M1\180221M1-CRV.qld

Last Altered: Thursday, February 22, 2018 11:04:24 Pacific Standard Time

Printed: Thursday, February 22, 2018 11:05:56 Pacific Standard Time

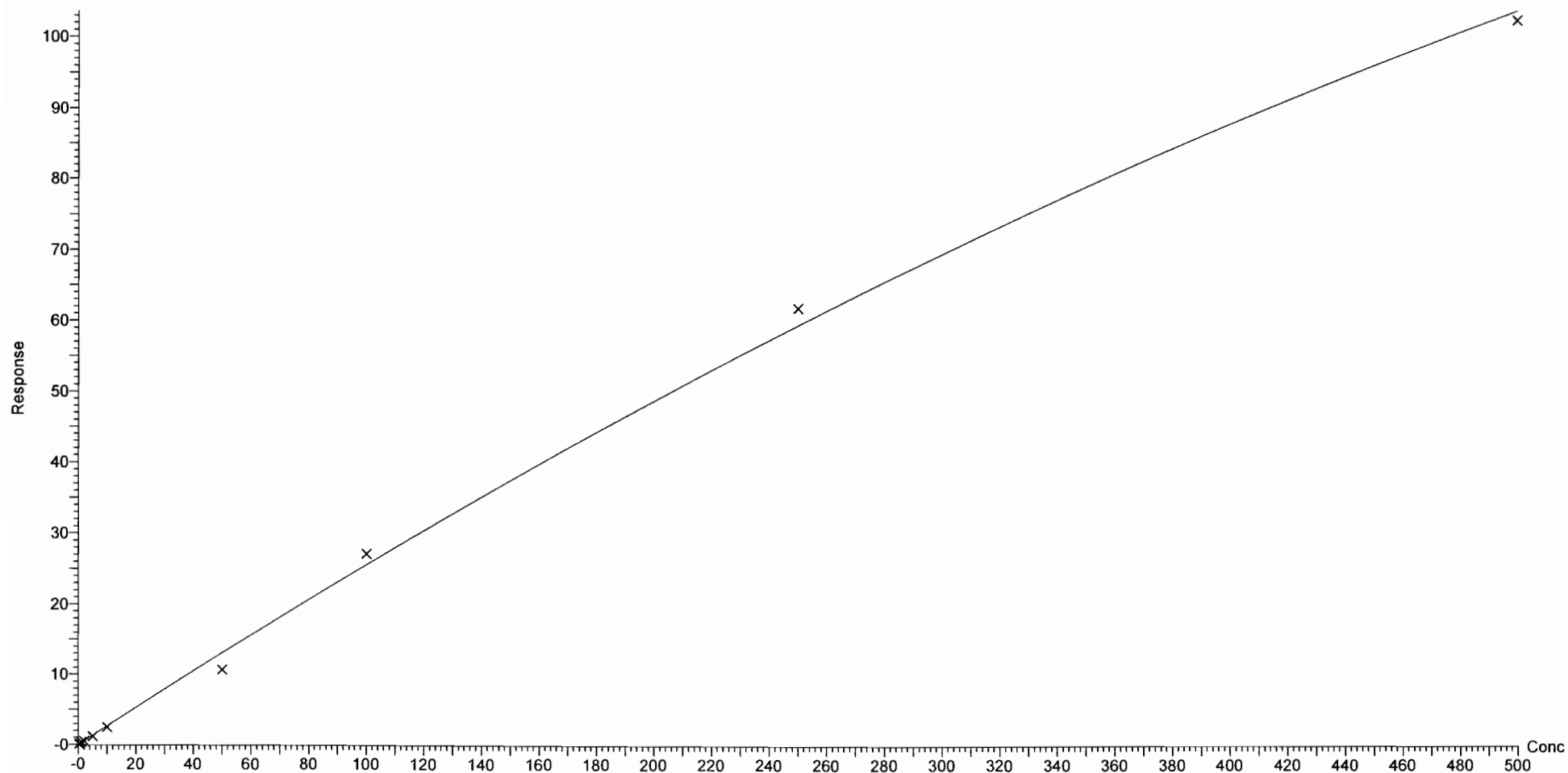
Compound name: PFDS

Coefficient of Determination: $R^2 = 0.996083$

Calibration curve: $-0.000122242 * x^2 + 0.268366 * x + -0.0109634$

Response type: Internal Std (Ref 47), Area * (IS Conc. / IS Area)

Curve type: 2nd Order, Origin: Exclude, Weighting: 1/x, Axis trans: None



Dataset: F:\Projects\PFAS.PRO\Results\180221M1\180221M1-CRV.qld

Last Altered: Thursday, February 22, 2018 11:04:24 Pacific Standard Time

Printed: Thursday, February 22, 2018 11:05:56 Pacific Standard Time

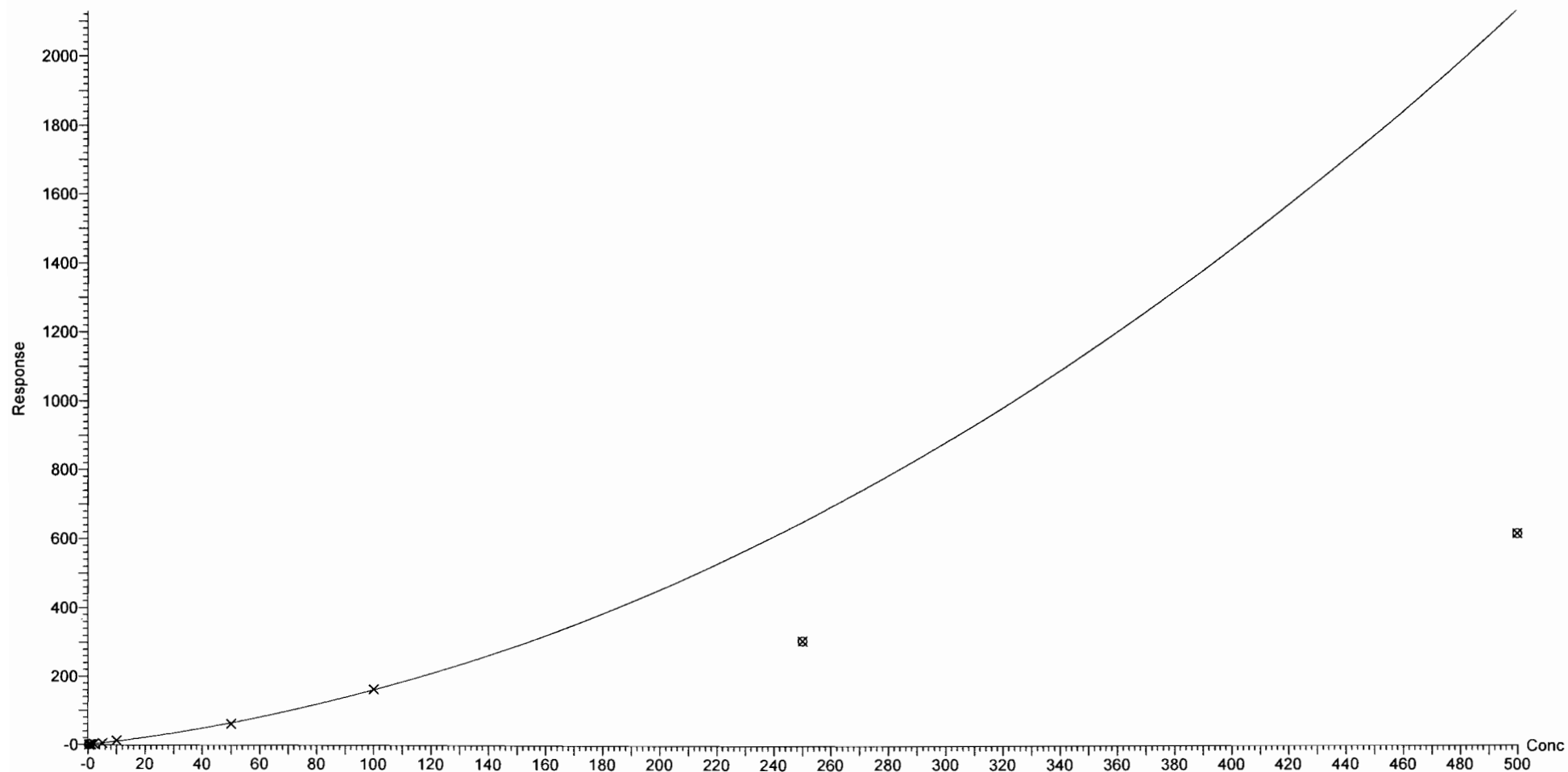
Compound name: PFDoA

Coefficient of Determination: $R^2 = 0.997683$

Calibration curve: $0.00660461 * x^2 + 0.954531 * x + 0.0304794$

Response type: Internal Std (Ref 48), Area * (IS Conc. / IS Area)

Curve type: 2nd Order, Origin: Exclude, Weighting: 1/x, Axis trans: None

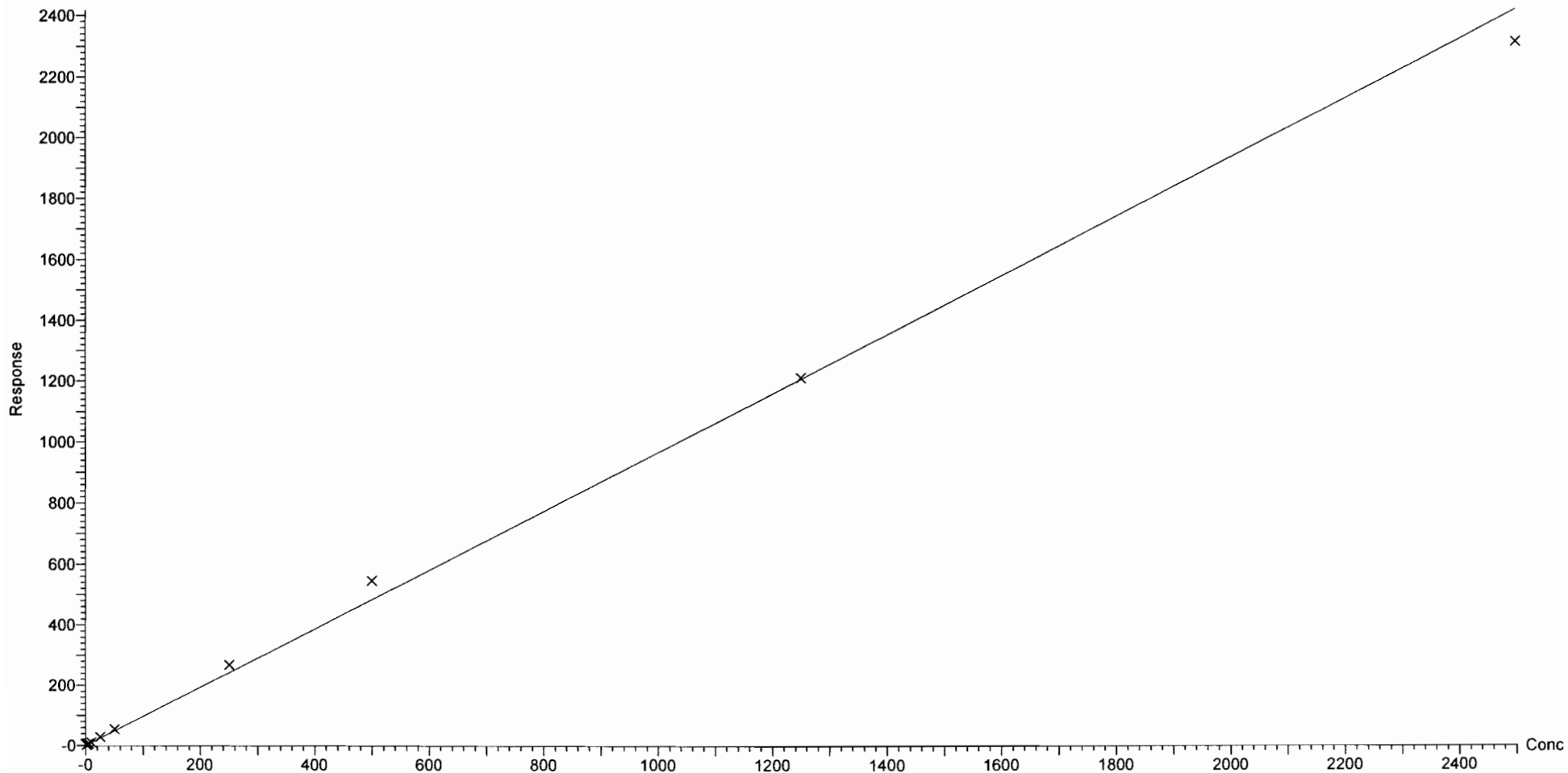


Dataset: F:\Projects\PFAS.PRO\Results\180221M1\180221M1-CRV.qld

Last Altered: Thursday, February 22, 2018 11:04:24 Pacific Standard Time

Printed: Thursday, February 22, 2018 11:05:56 Pacific Standard Time

Compound name: N-MeFOSA
Correlation coefficient: $r = 0.998061$, $r^2 = 0.996125$
Calibration curve: $0.965882 * x + 0.462407$
Response type: Internal Std (Ref 49), Area * (IS Conc. / IS Area)
Curve type: Linear, Origin: Include, Weighting: 1/x, Axis trans: None



Dataset: F:\Projects\PFAS.PRO\Results\180221M1\180221M1-CRV.qld

Last Altered: Thursday, February 22, 2018 11:04:24 Pacific Standard Time

Printed: Thursday, February 22, 2018 11:05:56 Pacific Standard Time

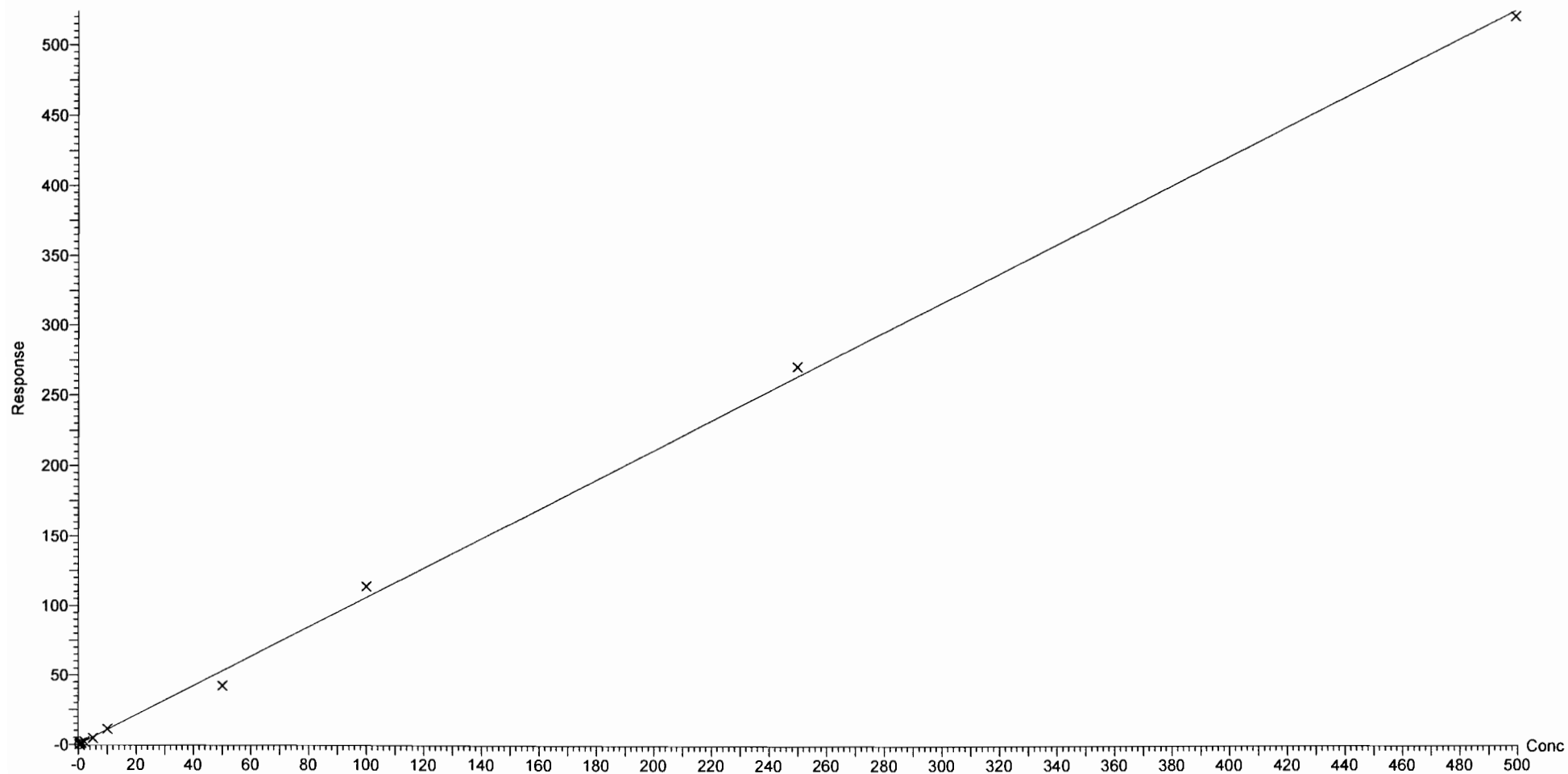
Compound name: PFTrDA

Coefficient of Determination: $R^2 = 0.996610$

Calibration curve: $-2.89812e-005 * x^2 + 1.06247 * x + 0.120371$

Response type: Internal Std (Ref 47), Area * (IS Conc. / IS Area)

Curve type: 2nd Order, Origin: Exclude, Weighting: 1/x, Axis trans: None



Dataset: F:\Projects\PFAS.PRO\Results\180221M1\180221M1-CRV.qld

Last Altered: Thursday, February 22, 2018 11:04:24 Pacific Standard Time

Printed: Thursday, February 22, 2018 11:05:56 Pacific Standard Time

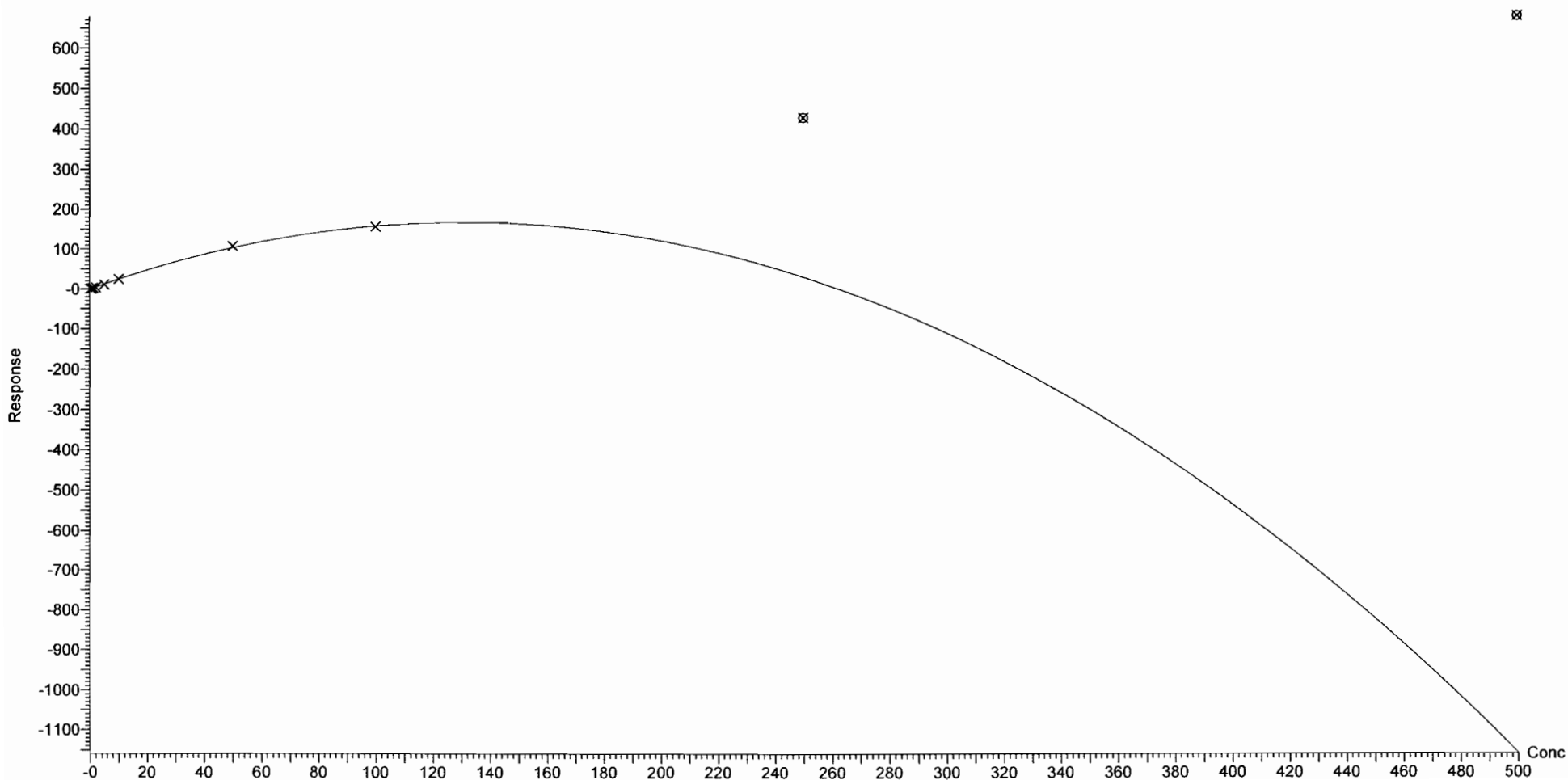
Compound name: PFTeDA

Coefficient of Determination: $R^2 = 0.996921$

Calibration curve: $-0.00975242 * x^2 + 2.56088 * x + -0.33712$

Response type: Internal Std (Ref 50), Area * (IS Conc. / IS Area)

Curve type: 2nd Order, Origin: Exclude, Weighting: 1/x, Axis trans: None



Dataset: F:\Projects\PFAS.PRO\Results\180221M1\180221M1-CRV.qld

Last Altered: Thursday, February 22, 2018 11:04:24 Pacific Standard Time

Printed: Thursday, February 22, 2018 11:05:56 Pacific Standard Time

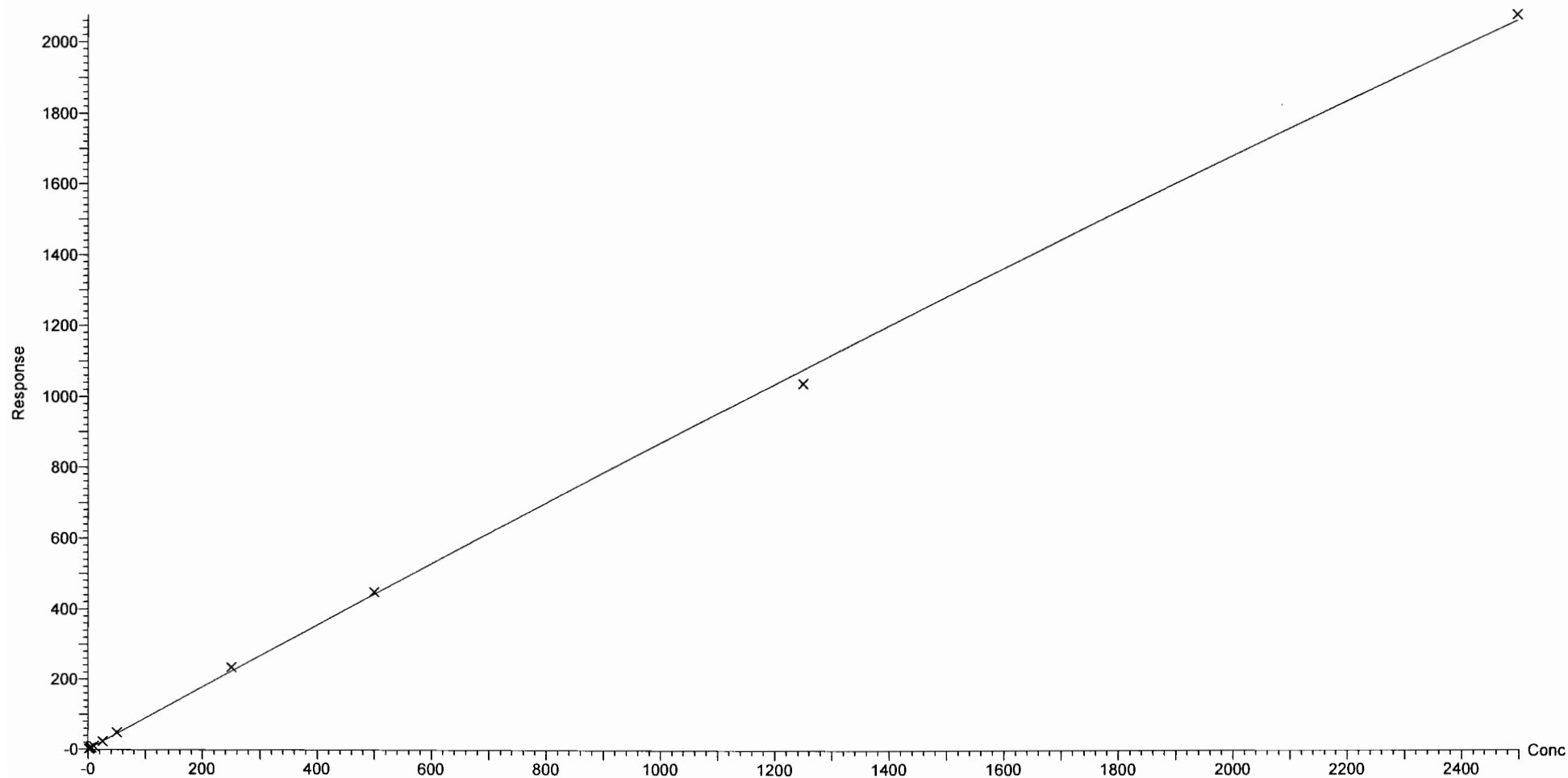
Compound name: N-EtFOSA

Coefficient of Determination: $R^2 = 0.999318$

Calibration curve: $-3.08493e-005 * x^2 + 0.900363 * x + 0.344015$

Response type: Internal Std (Ref 51), Area * (IS Conc. / IS Area)

Curve type: 2nd Order, Origin: Exclude, Weighting: 1/x, Axis trans: None



Dataset: F:\Projects\PFAS.PRO\Results\180221M1\180221M1-CRV.qld

Last Altered: Thursday, February 22, 2018 11:04:24 Pacific Standard Time

Printed: Thursday, February 22, 2018 11:05:56 Pacific Standard Time

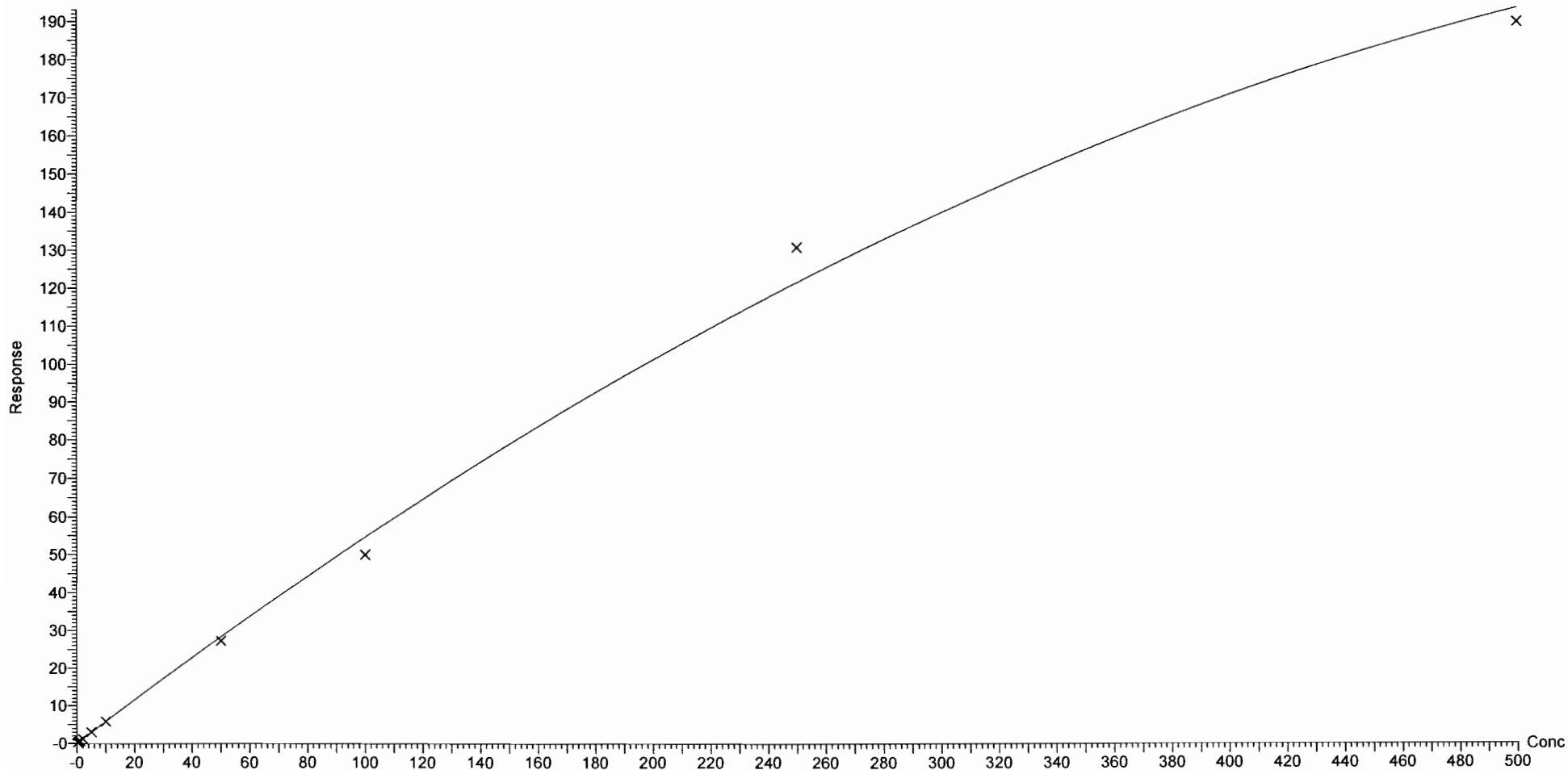
Compound name: PFHxDA

Coefficient of Determination: $R^2 = 0.996657$

Calibration curve: $-0.000398939 * x^2 + 0.585601 * x + 0.0297668$

Response type: Internal Std (Ref 52), Area * (IS Conc. / IS Area)

Curve type: 2nd Order, Origin: Exclude, Weighting: 1/x, Axis trans: None



Dataset: F:\Projects\PFAS.PRO\Results\180221M1\180221M1-CRV.qld

Last Altered: Thursday, February 22, 2018 11:04:24 Pacific Standard Time

Printed: Thursday, February 22, 2018 11:05:56 Pacific Standard Time

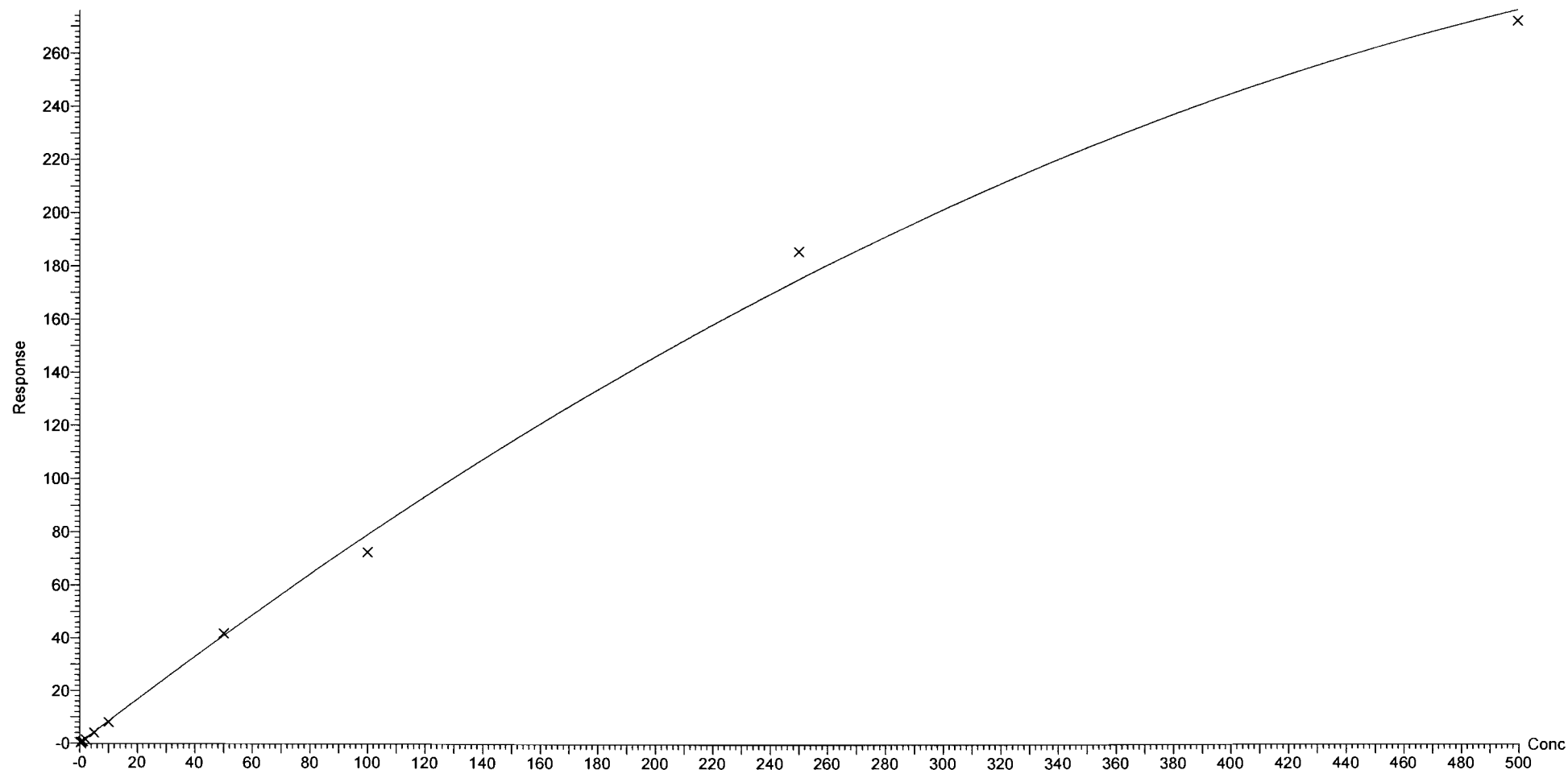
Compound name: PFODA

Coefficient of Determination: $R^2 = 0.997370$

Calibration curve: $-0.000596358 * x^2 + 0.850039 * x - 0.0312147$

Response type: Internal Std (Ref 52), Area * (IS Conc. / IS Area)

Curve type: 2nd Order, Origin: Include, Weighting: 1/x, Axis trans: None



Dataset: F:\Projects\PFAS.PRO\Results\180221M1\180221M1-CRV.qld

Last Altered: Thursday, February 22, 2018 11:04:24 Pacific Standard Time

Printed: Thursday, February 22, 2018 11:05:56 Pacific Standard Time

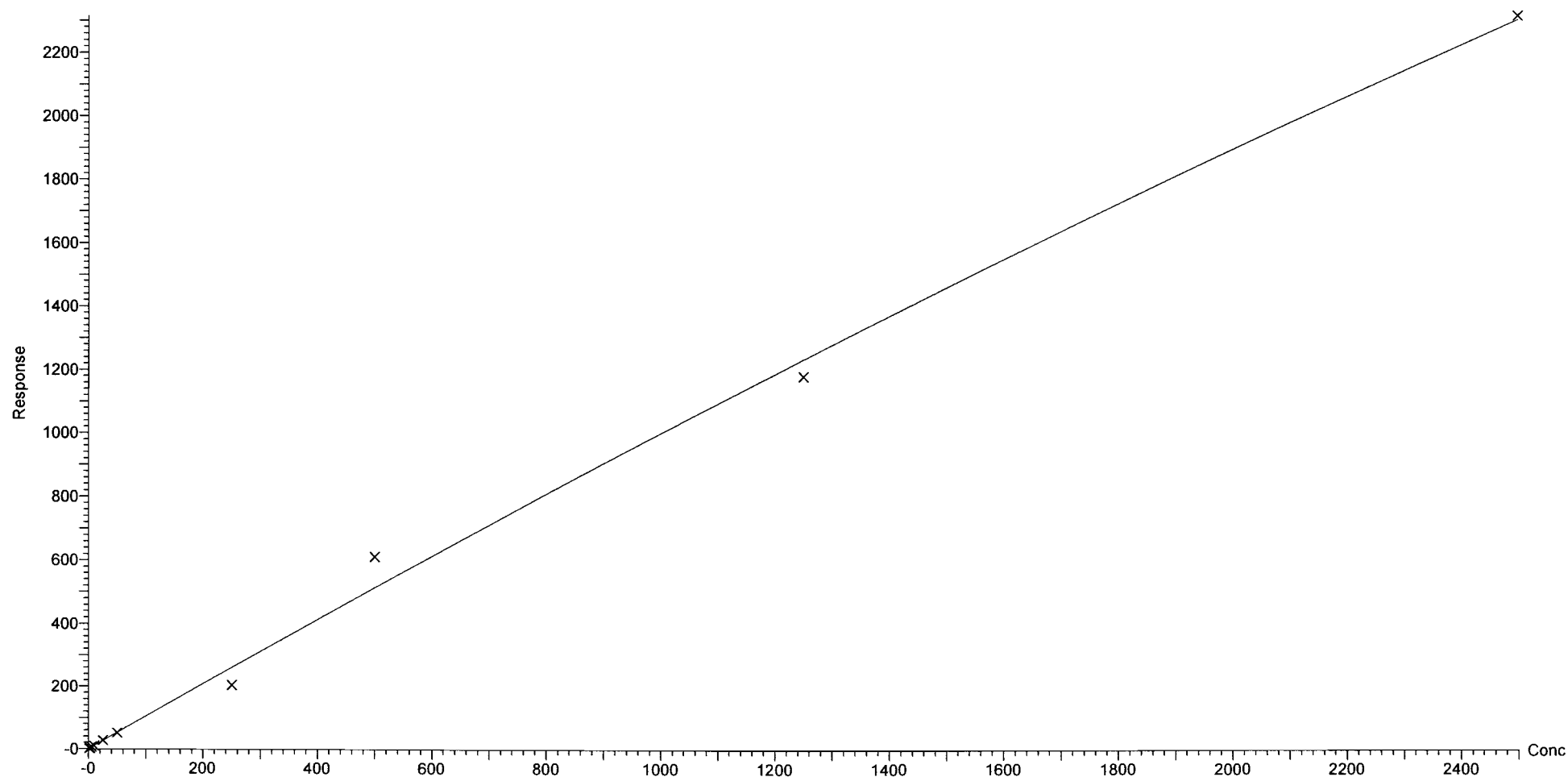
Compound name: N-MeFOSE

Coefficient of Determination: $R^2 = 0.991770$

Calibration curve: $-5.32028e-005 * x^2 + 1.05349 * x + -0.168121$

Response type: Internal Std (Ref 53), Area * (IS Conc. / IS Area)

Curve type: 2nd Order, Origin: Exclude, Weighting: 1/x, Axis trans: None



Dataset: F:\Projects\PFAS.PRO\Results\180221M1\180221M1-CRV.qld

Last Altered: Thursday, February 22, 2018 11:04:24 Pacific Standard Time

Printed: Thursday, February 22, 2018 11:05:56 Pacific Standard Time

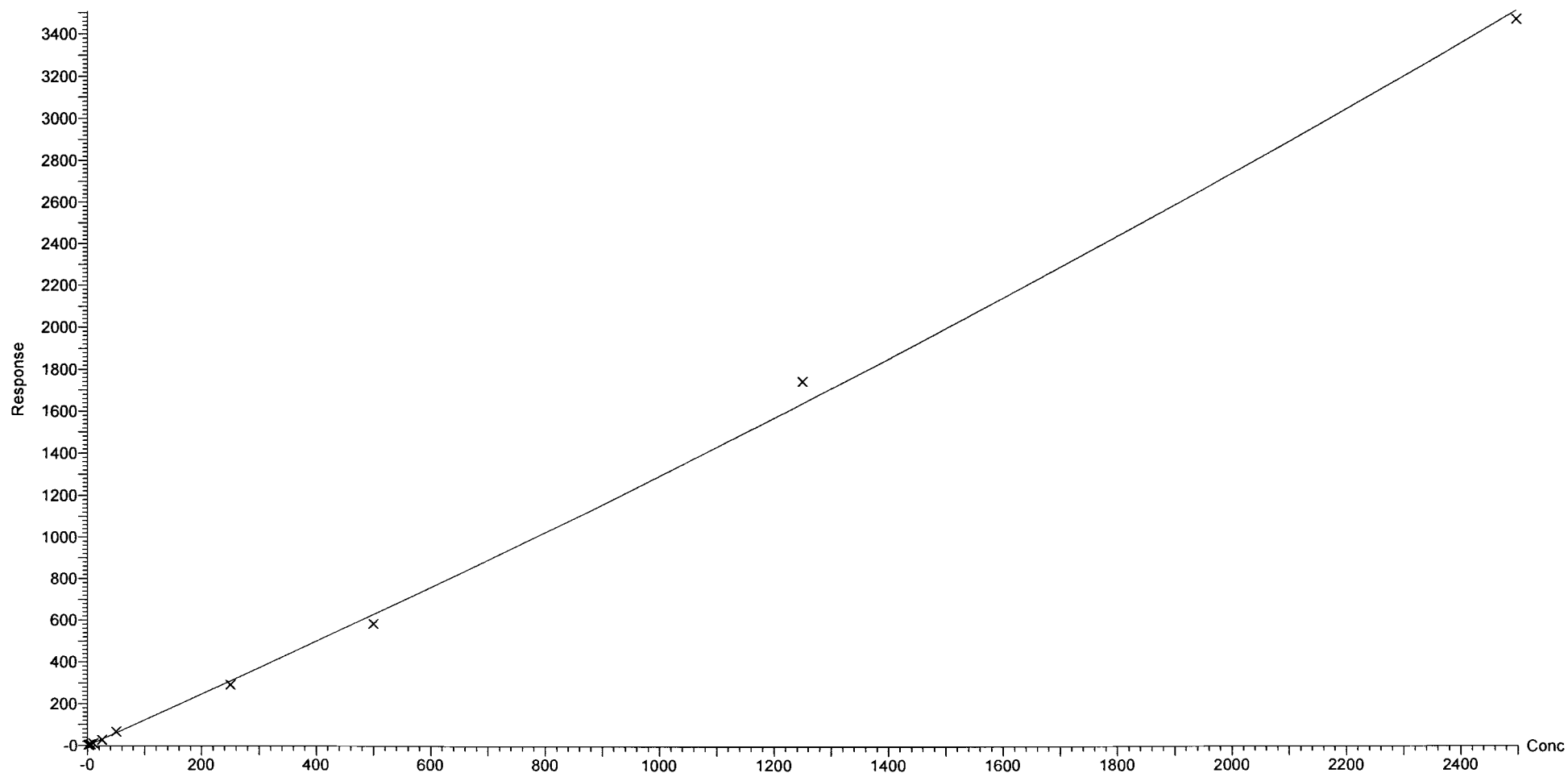
Compound name: N-EtFOSE

Coefficient of Determination: $R^2 = 0.997992$

Calibration curve: $7.26586e-005 * x^2 + 1.22094 * x + 0.245822$

Response type: Internal Std (Ref 54), Area * (IS Conc. / IS Area)

Curve type: 2nd Order, Origin: Exclude, Weighting: 1/x, Axis trans: None



Dataset: F:\Projects\PFAS.PRO\Results\180221M1\180221M1-CRV.qld

Last Altered: Thursday, February 22, 2018 10:52:55 Pacific Standard Time

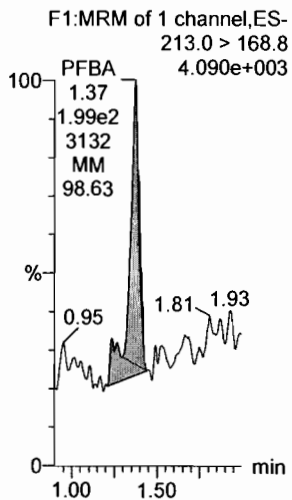
Printed: Thursday, February 22, 2018 10:53:16 Pacific Standard Time

Method: F:\Projects\PFAS.PRO\MethDB\PFAS_FULL_80C_022118.mdb 22 Feb 2018 10:27:20

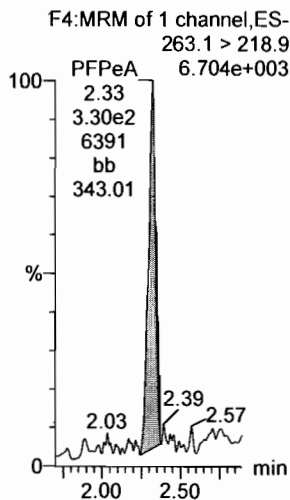
Calibration: 22 Feb 2018 10:52:55

Name: 180221M1_4, Date: 21-Feb-2018, Time: 15:41:08, ID: ST180221M1-1 PFC CS-2 18B0810, Description: PFC CS-2 18B0810

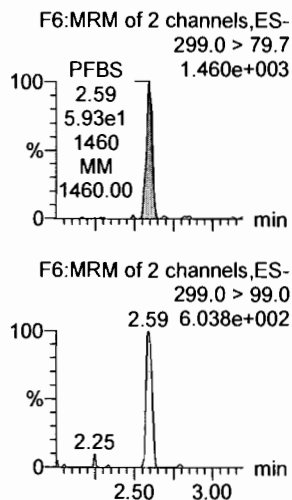
PFBA



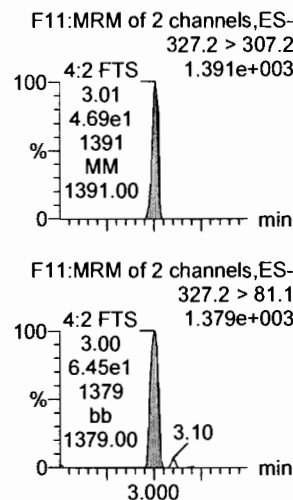
PFPeA



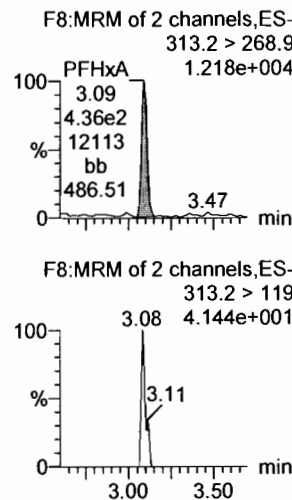
PFBS



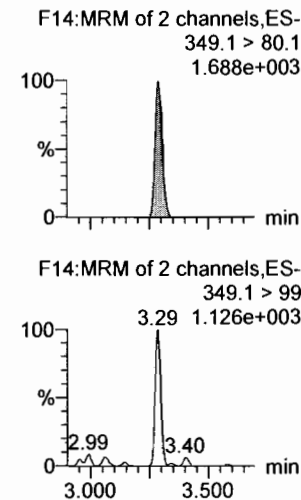
4:2 FTS



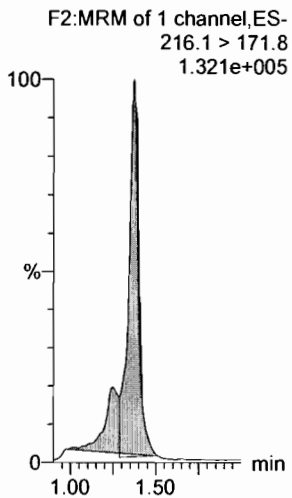
PFHxA



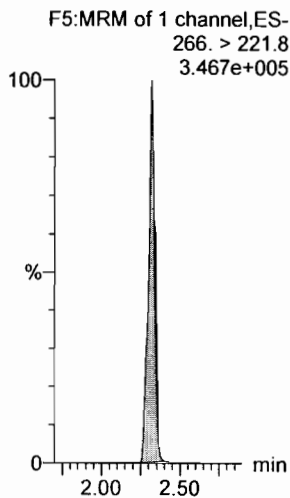
PFPeS



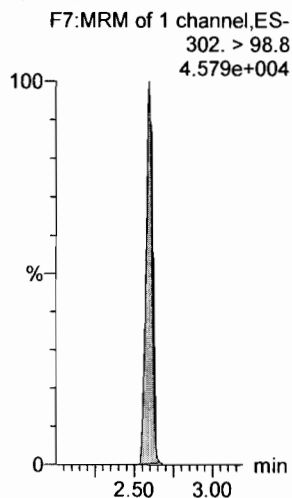
13C3-PFBA



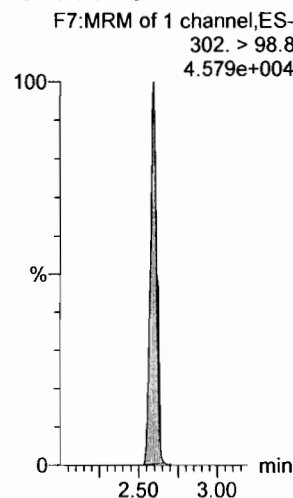
13C3-PFPeA



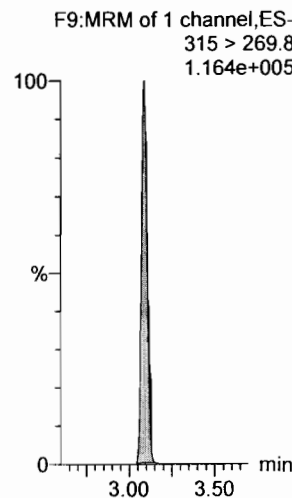
13C3-PFBS



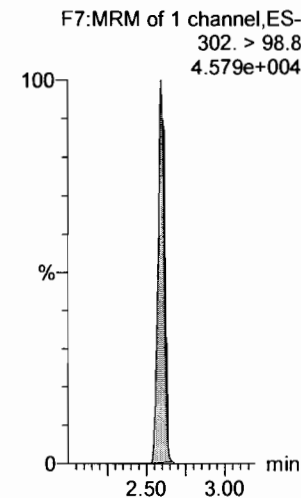
13C3-PFBS



13C2-PFHxA



13C3-PFBS



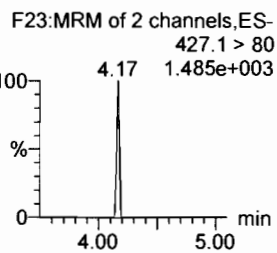
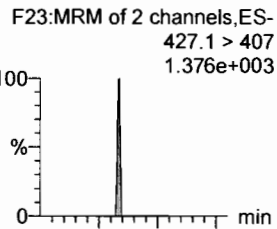
Dataset: F:\Projects\PFAS.PRO\Results\180221M1\180221M1-CRV.qld

Last Altered: Thursday, February 22, 2018 10:52:55 Pacific Standard Time

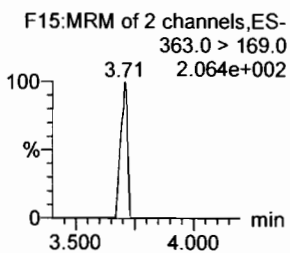
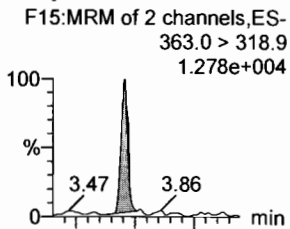
Printed: Thursday, February 22, 2018 10:53:16 Pacific Standard Time

Name: 180221M1_4, Date: 21-Feb-2018, Time: 15:41:08, ID: ST180221M1-1 PFC CS-2 18B0810, Description: PFC CS-2 18B0810

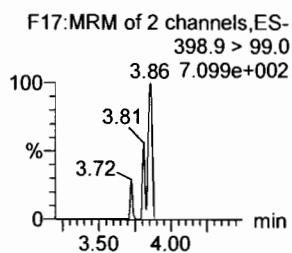
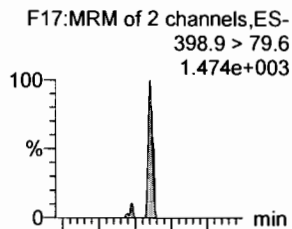
6:2 FTS




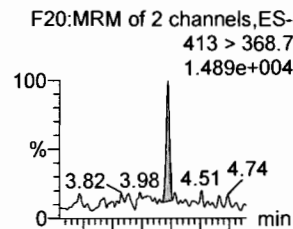
PFHpA



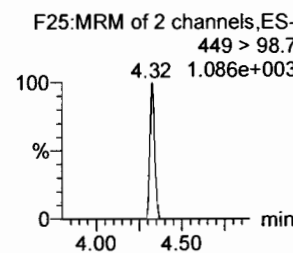
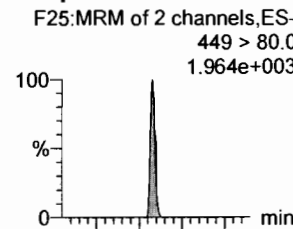
L-PFHxS



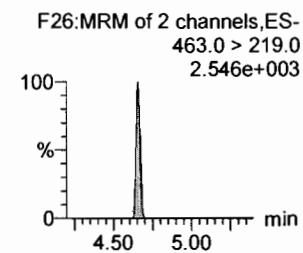
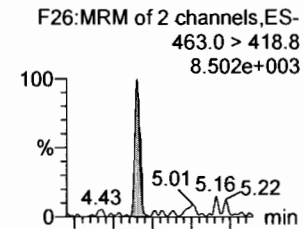
L-PFOA



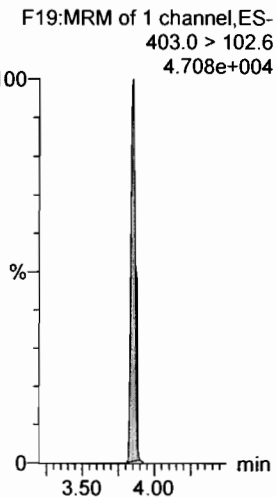
PFHpS



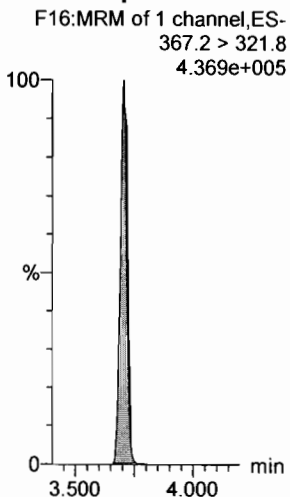
PFNA



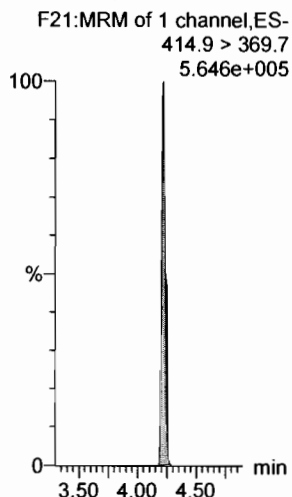
1802-PFHxS



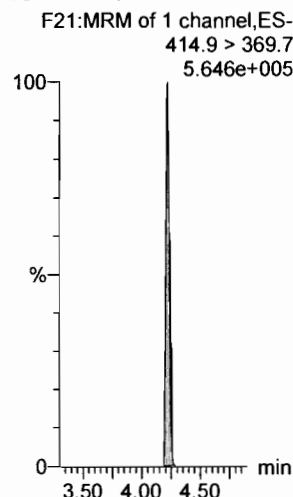
13C4-PFHpA



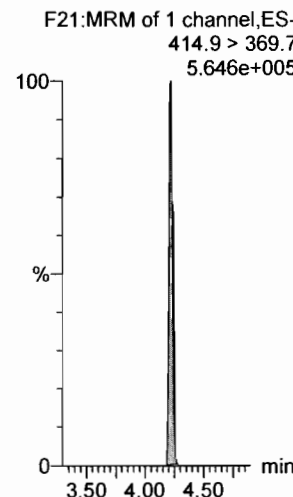
13C2-PFOA



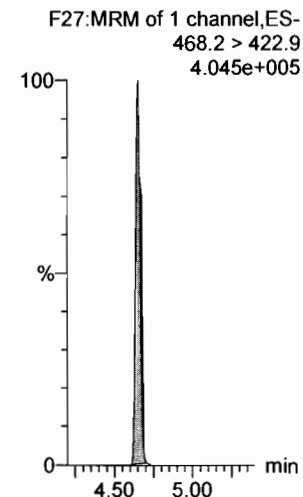
13C2-PFOA



13C2-PFOA



13C5-PFNA



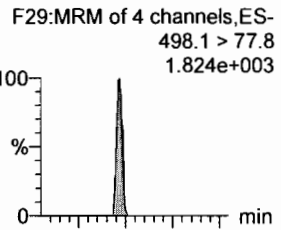
Dataset: F:\Projects\PFAS.PRO\Results\180221M1\180221M1-CRV.qld

Last Altered: Thursday, February 22, 2018 10:52:55 Pacific Standard Time

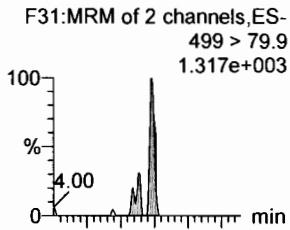
Printed: Thursday, February 22, 2018 10:53:16 Pacific Standard Time

Name: 180221M1_4, Date: 21-Feb-2018, Time: 15:41:08, ID: ST180221M1-1 PFC CS-2 18B0810, Description: PFC CS-2 18B0810

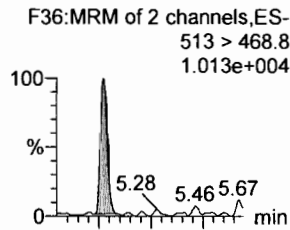
PFOSA



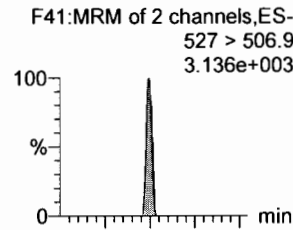
L-PFOS



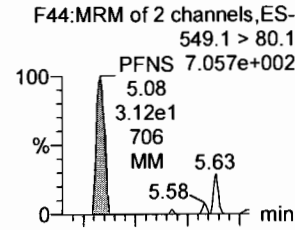
PFDA



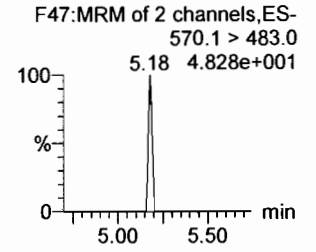
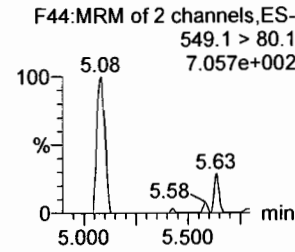
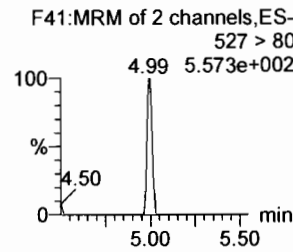
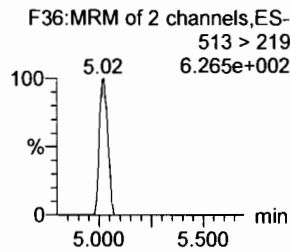
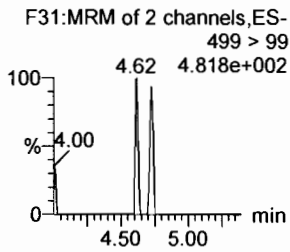
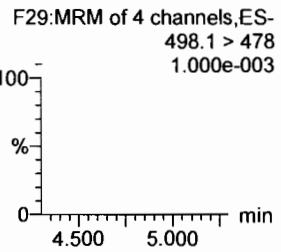
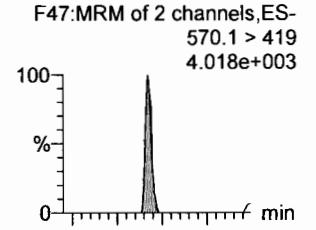
8:2 FTS




PFNS



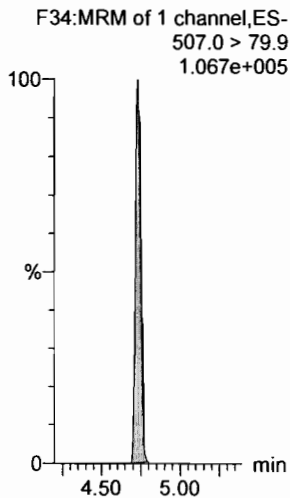
N-MeFOSAA



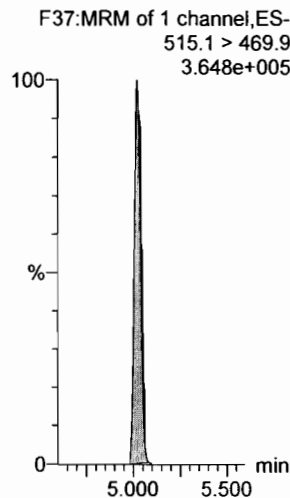
13C8-PFOSA



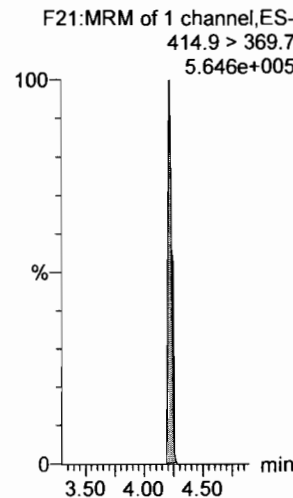
13C8-PFOS



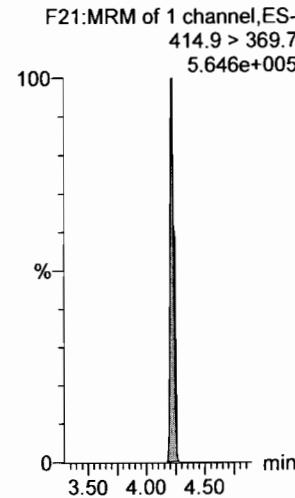
13C2-PFDA



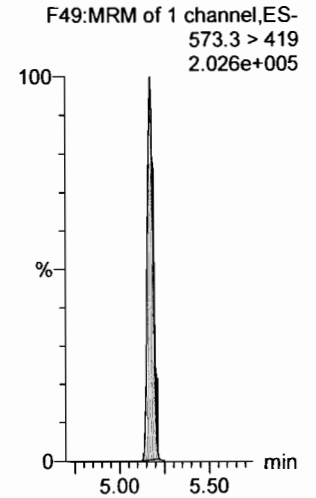
13C2-PFOA



13C2-PFOA



d3-N-MeFOSAA



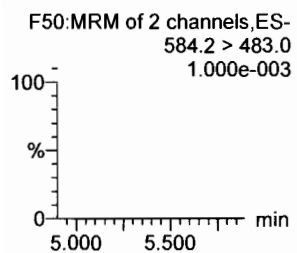
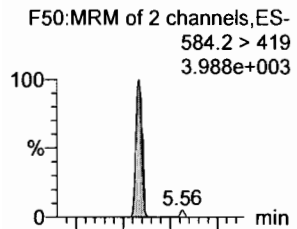
Dataset: F:\Projects\PFAS.PRO\Results\180221M1\180221M1-CRV.qld

Last Altered: Thursday, February 22, 2018 10:52:55 Pacific Standard Time

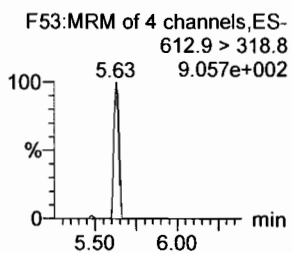
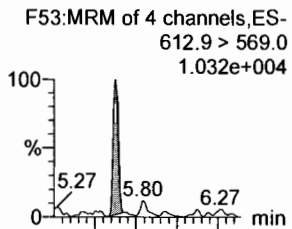
Printed: Thursday, February 22, 2018 10:53:16 Pacific Standard Time

Name: 180221M1_4, Date: 21-Feb-2018, Time: 15:41:08, ID: ST180221M1-1 PFC CS-2 18B0810, Description: PFC CS-2 18B0810

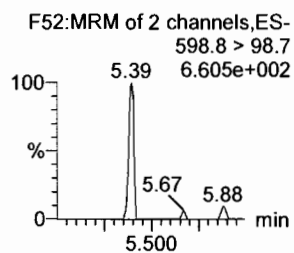
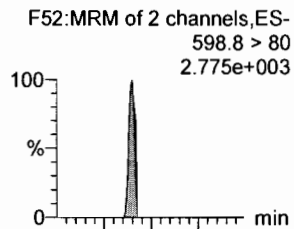
N-EtFOSAA



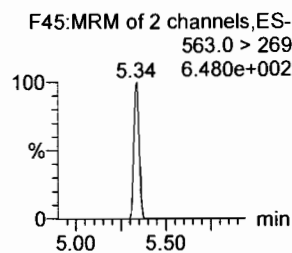
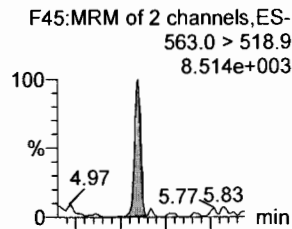
PFDoA



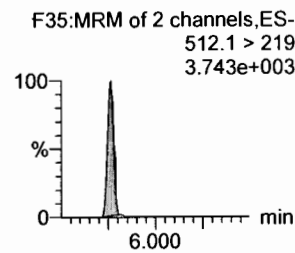
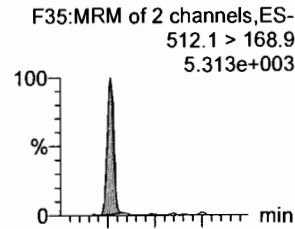
PFDS



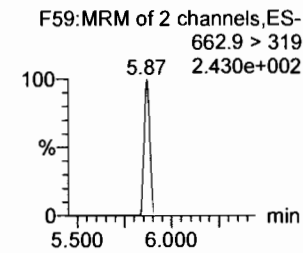
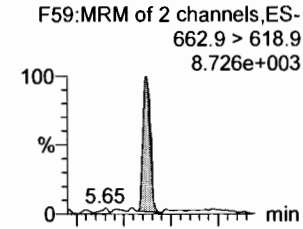
PFUdA



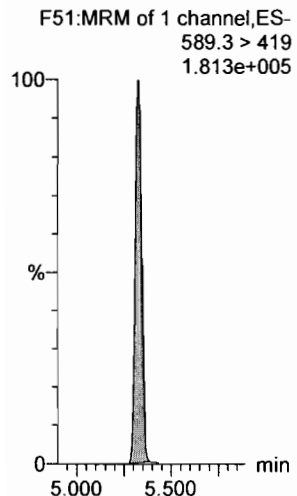
N-MeFOSA



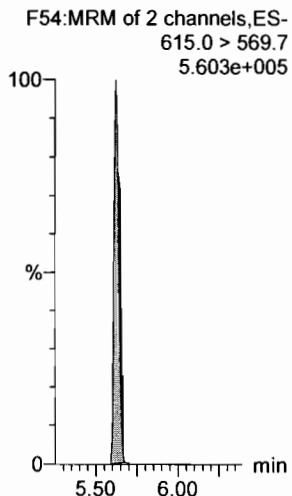
PFTrDA



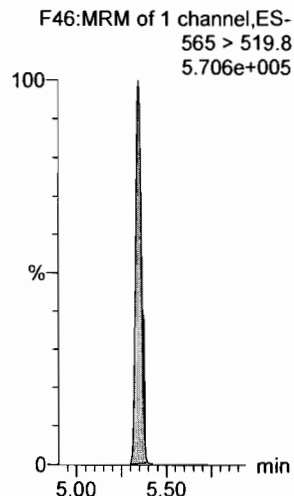
d5-N-EtFOSAA



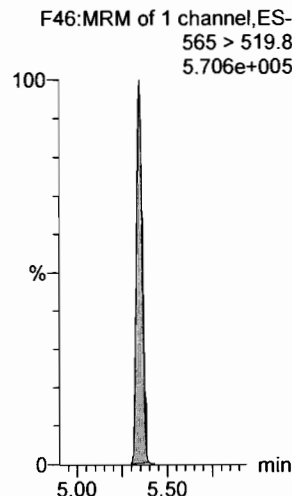
13C2-PFDoA



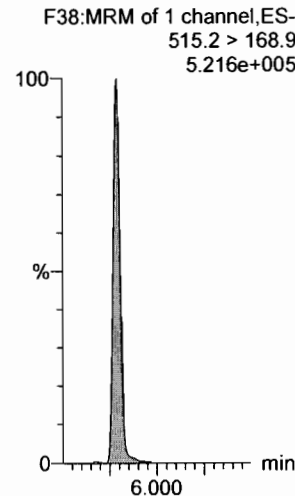
13C2-PFUdA



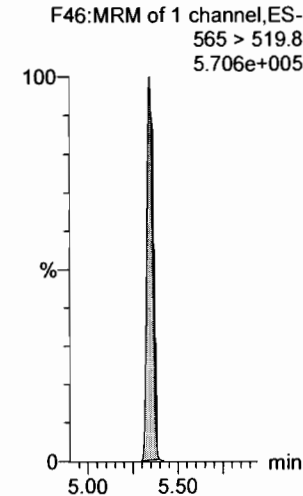
13C2-PFUdA



d3-N-MeFOSA



13C2-PFUdA



Dataset: F:\Projects\PFAS.PRO\Results\180221M1\180221M1-CRV.qld

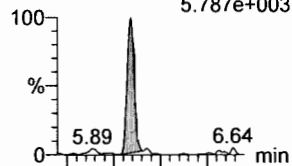
Last Altered: Thursday, February 22, 2018 10:52:55 Pacific Standard Time

Printed: Thursday, February 22, 2018 10:53:16 Pacific Standard Time

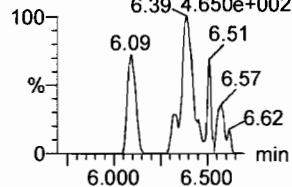
Name: 180221M1_4, Date: 21-Feb-2018, Time: 15:41:08, ID: ST180221M1-1 PFC CS-2 18B0810, Description: PFC CS-2 18B0810

PFTeDA

F60:MRM of 2 channels,ES-
712.9 > 668.8
5.787e+003

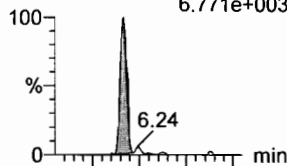


F60:MRM of 2 channels,ES-
712.9 > 369
6.39-4.650e+002

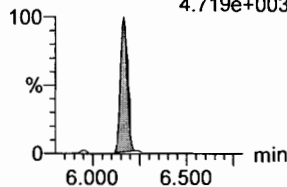


N-EtFOSE

F40:MRM of 2 channels,ES-
526.1 > 168.9
6.771e+003

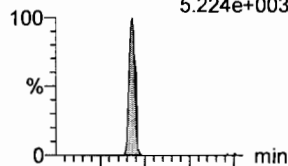


F40:MRM of 2 channels,ES-
526.1 > 219
4.719e+003

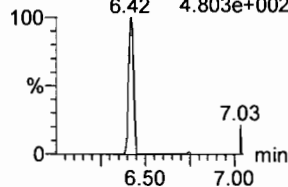


PFHxDA

F62:MRM of 2 channels,ES-
813.1 > 768.6
5.224e+003

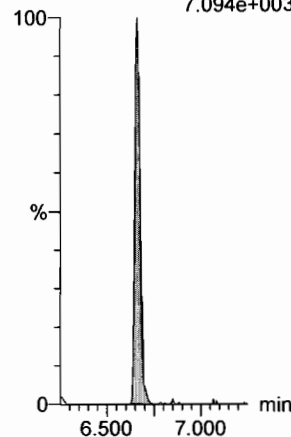


F62:MRM of 2 channels,ES-
813.1 > 219
4.803e+002



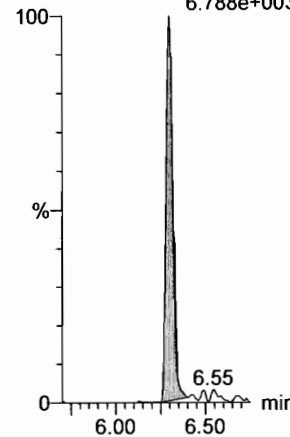
PFODA

F64:MRM of 1 channel,ES-
913.1 > 868.8
7.094e+003



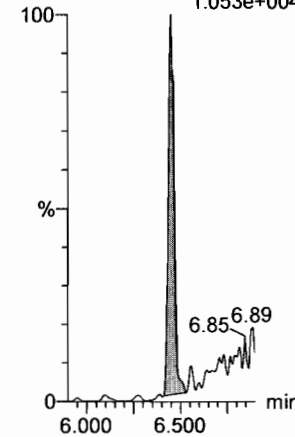
N-MeFOSE

F55:MRM of 1 channel,ES-
616.1 > 58.9
6.788e+003



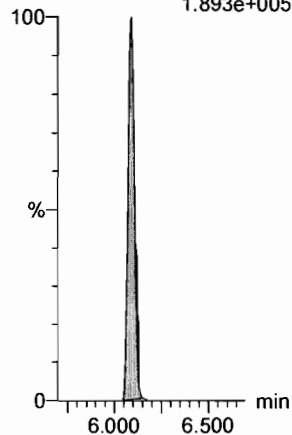
N-EtFOSE

F57:MRM of 1 channel,ES-
630.1 > 58.9
1.053e+004



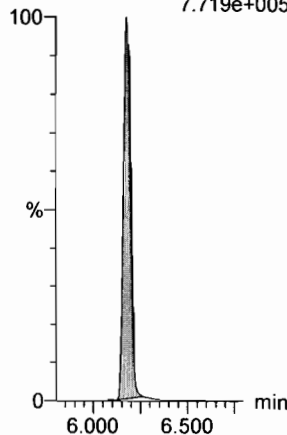
13C2-PFTeDA

F61:MRM of 2 channels,ES-
714.8 > 669.6
1.893e+005



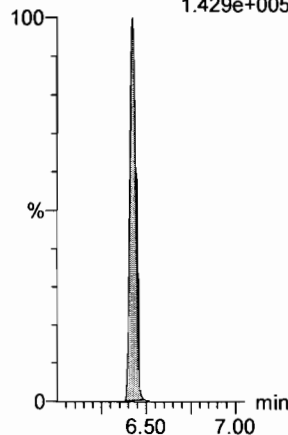
d5-N-ETFOSE

F43:MRM of 1 channel,ES-
531.1 > 168.9
7.719e+005



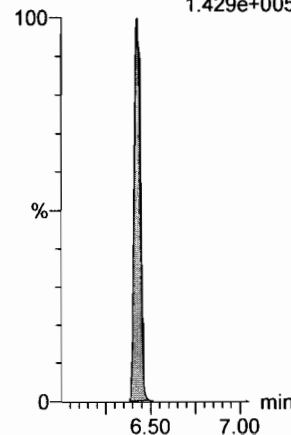
13C2-PFHxDA

F63:MRM of 1 channel,ES-
815 > 769.7
1.429e+005



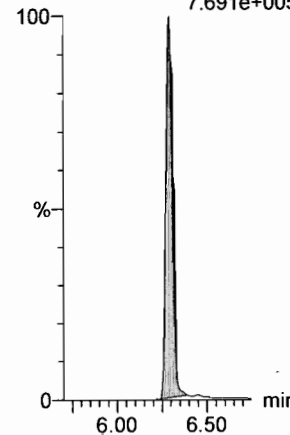
13C2-PFHxDA

F63:MRM of 1 channel,ES-
815 > 769.7
1.429e+005



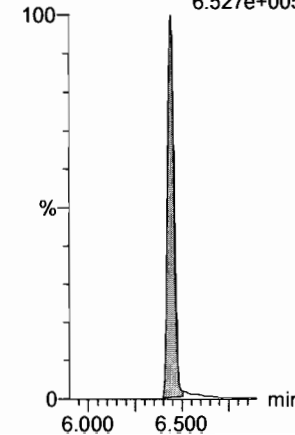
d7-N-MeFOSE

F56:MRM of 1 channel,ES-
623.1 > 58.9
7.691e+005



d9-N-EtFOSE

F58:MRM of 1 channel,ES-
639.2 > 58.8
6.527e+005

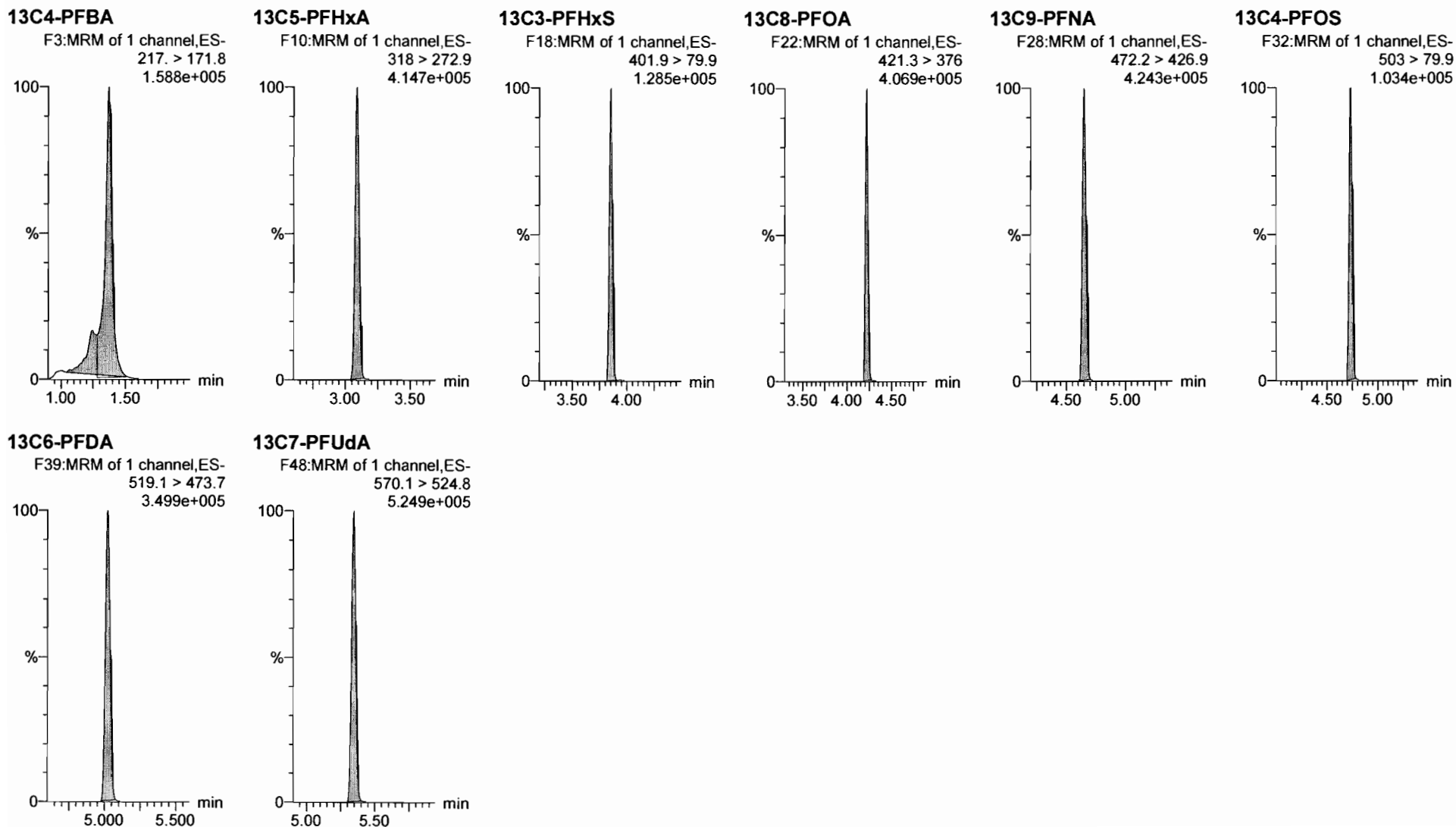


Dataset: F:\Projects\PFAS.PRO\Results\180221M1\180221M1-CRV.qld

Last Altered: Thursday, February 22, 2018 10:52:55 Pacific Standard Time

Printed: Thursday, February 22, 2018 10:53:16 Pacific Standard Time

Name: 180221M1_4, Date: 21-Feb-2018, Time: 15:41:08, ID: ST180221M1-1 PFC CS-2 18B0810, Description: PFC CS-2 18B0810

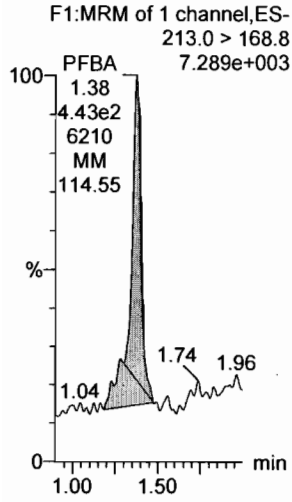


Dataset: F:\Projects\PFAS.PRO\Results\180221M1\180221M1-CRV.qld

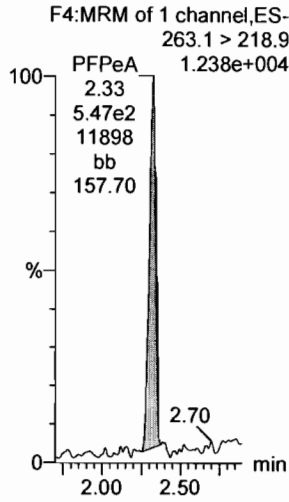
Last Altered: Thursday, February 22, 2018 10:52:55 Pacific Standard Time
Printed: Thursday, February 22, 2018 10:53:16 Pacific Standard Time

Name: 180221M1_5, Date: 21-Feb-2018, Time: 15:52:33, ID: ST180221M1-2 PFC CS-1 18B0811, Description: PFC CS-1 18B0811

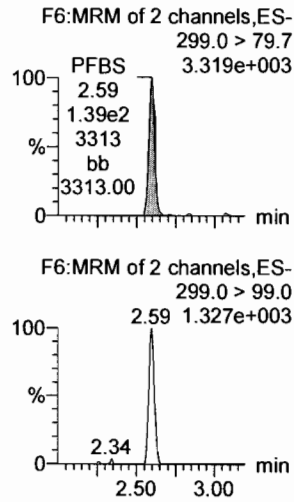
PFBA




PFPeA



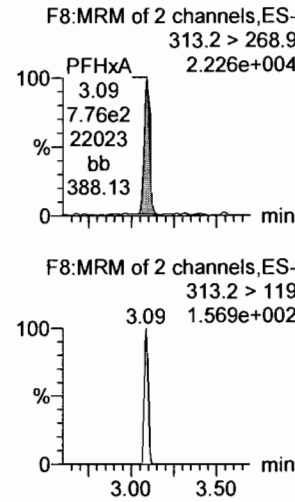
PFBS



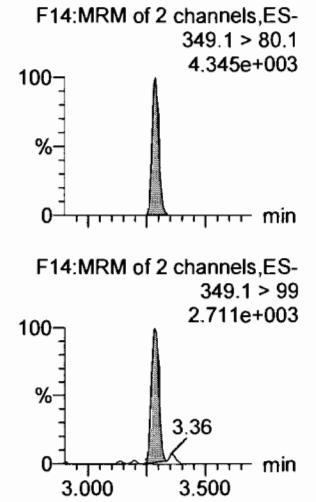
4:2 FTS



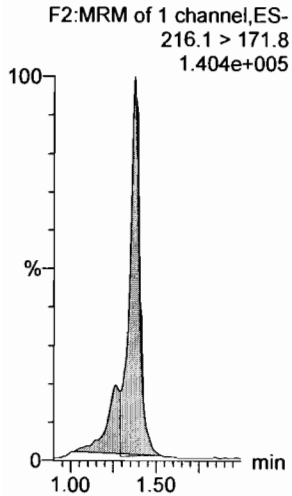
PFHxA



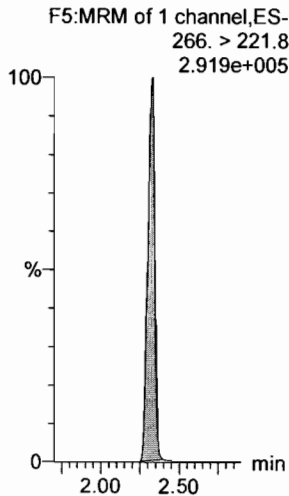
PFPeS



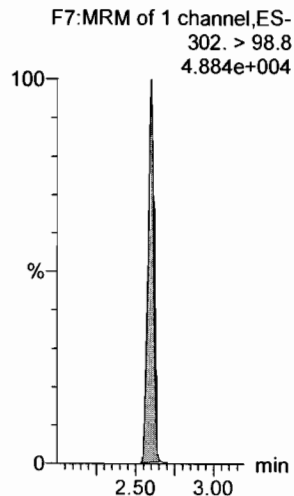
13C3-PFBA



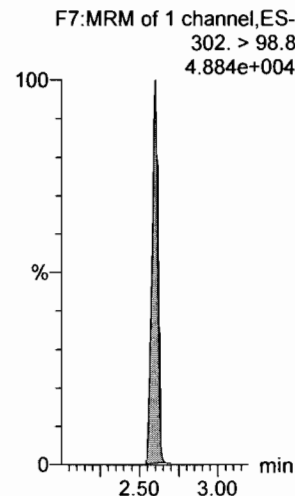
13C3-PFPeA



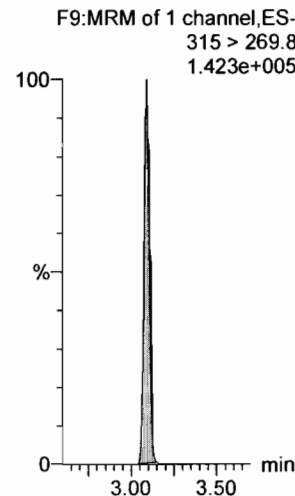
13C3-PFBS



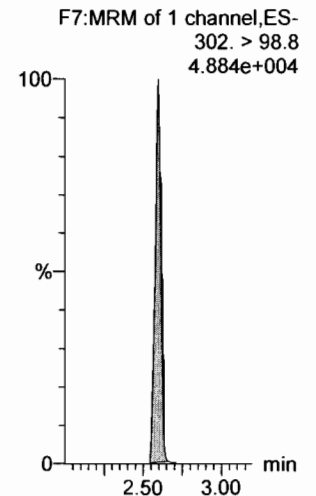
13C3-PFBS



13C2-PFHxA



13C3-PFBS

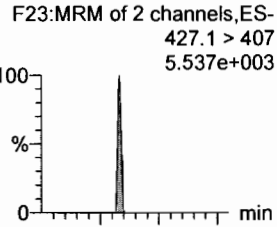


Dataset: F:\Projects\PFAS.PRO\Results\180221M1\180221M1-CRV.qld

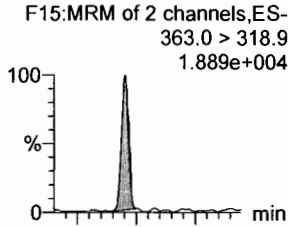
Last Altered: Thursday, February 22, 2018 10:52:55 Pacific Standard Time
Printed: Thursday, February 22, 2018 10:53:16 Pacific Standard Time

Name: 180221M1_5, Date: 21-Feb-2018, Time: 15:52:33, ID: ST180221M1-2 PFC CS-1 18B0811, Description: PFC CS-1 18B0811

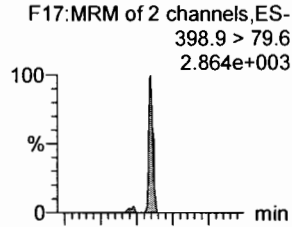
6:2 FTS



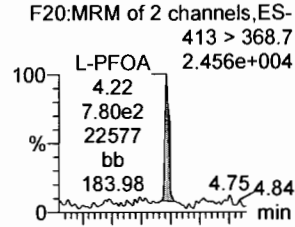
PFHpA



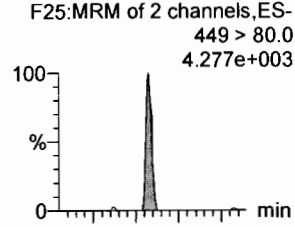
L-PFHxS



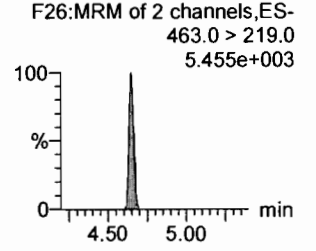
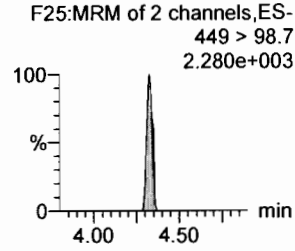
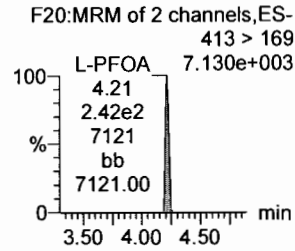
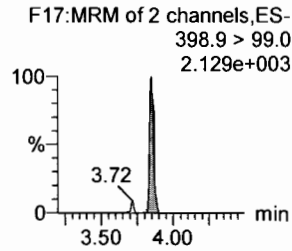
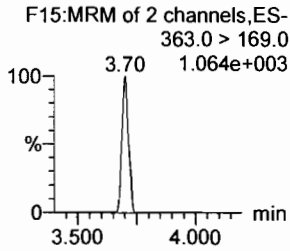
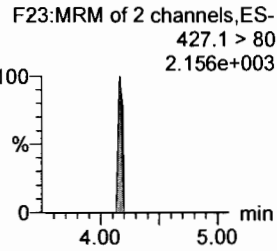
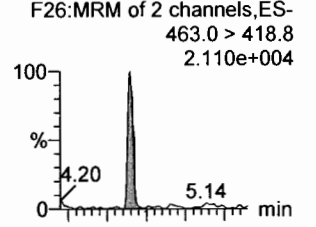
L-PFOA



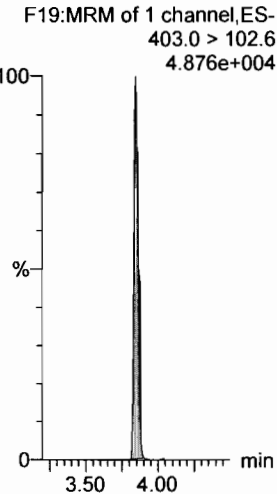
PFHpS



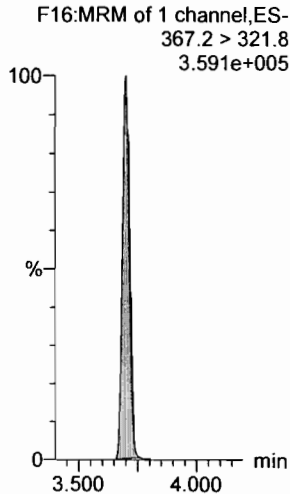
PFNA



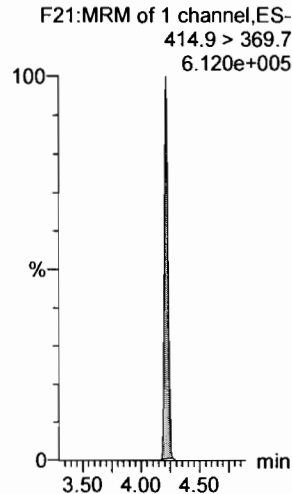
1802-PFHxS



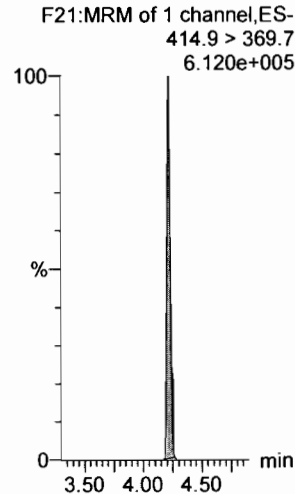
13C4-PFHpA



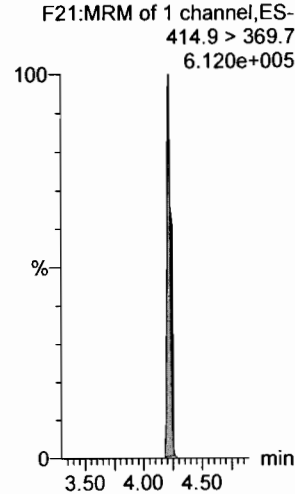
13C2-PFOA



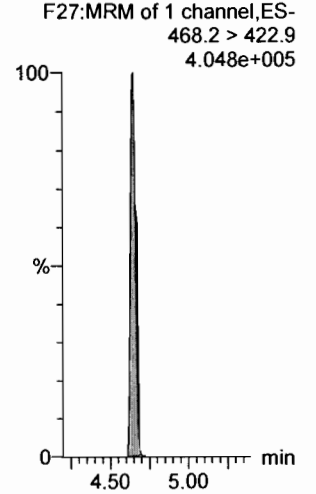
13C2-PFOA



13C2-PFOA



13C5-PFNA



Dataset: F:\Projects\PFAS.PRO\Results\180221M1\180221M1-CRV.qld

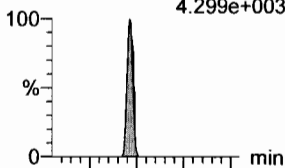
Last Altered: Thursday, February 22, 2018 10:52:55 Pacific Standard Time

Printed: Thursday, February 22, 2018 10:53:16 Pacific Standard Time

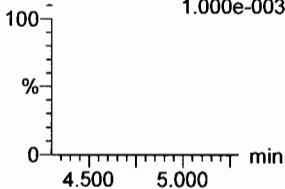
Name: 180221M1_5, Date: 21-Feb-2018, Time: 15:52:33, ID: ST180221M1-2 PFC CS-1 18B0811, Description: PFC CS-1 18B0811

PFOSA

F29:MRM of 4 channels,ES-
498.1 > 77.8
4.299e+003

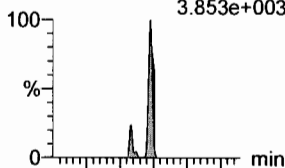


F29:MRM of 4 channels,ES-
498.1 > 478
1.000e-003

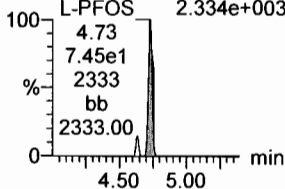


L-PFOS

F31:MRM of 2 channels,ES-
499 > 79.9
3.853e+003

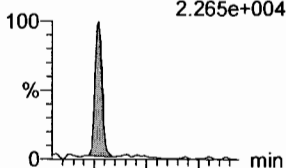


F31:MRM of 2 channels,ES-
499 > 99
2.334e+003

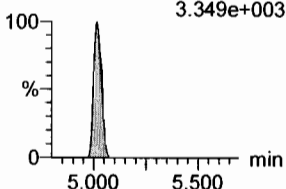


PFDA

F36:MRM of 2 channels,ES-
513 > 468.8
2.265e+004




F36:MRM of 2 channels,ES-
513 > 219
3.349e+003

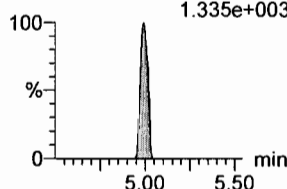


8:2 FTS

F41:MRM of 2 channels,ES-
527 > 506.9
4.885e+003

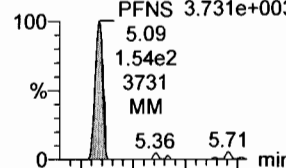


F41:MRM of 2 channels,ES-
527 > 80
1.335e+003

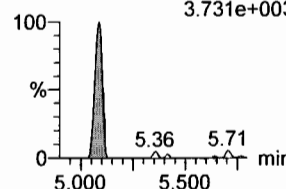


PFNS

F44:MRM of 2 channels,ES-
549.1 > 80.1
3.731e+003

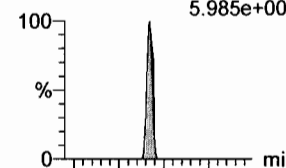


F44:MRM of 2 channels,ES-
549.1 > 80.1
3.731e+003

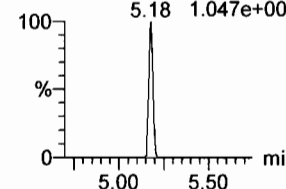


N-MeFOSAA

F47:MRM of 2 channels,ES-
570.1 > 419
5.985e+003

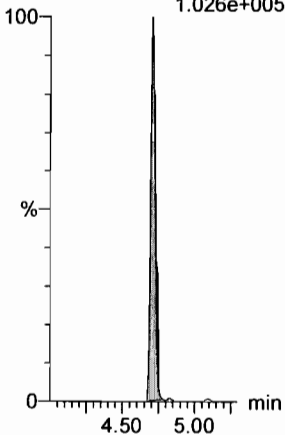


F47:MRM of 2 channels,ES-
570.1 > 483.0
1.047e+003



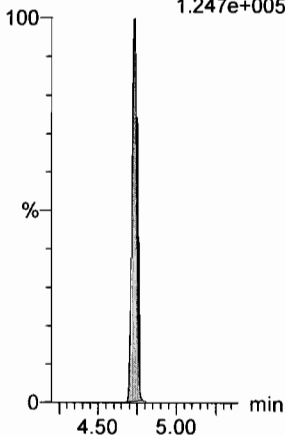
13C8-PFOSA

F33:MRM of 1 channel,ES-
506.1 > 77.7
1.026e+005



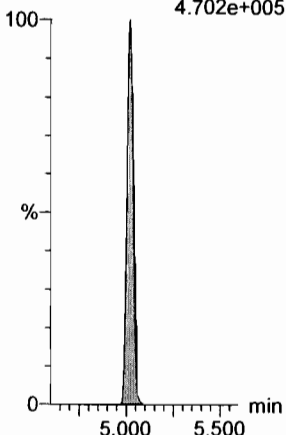
13C8-PFOS

F34:MRM of 1 channel,ES-
507.0 > 79.9
1.247e+005



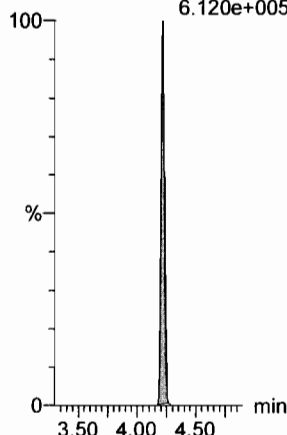
13C2-PFDA

F37:MRM of 1 channel,ES-
515.1 > 469.9
4.702e+005



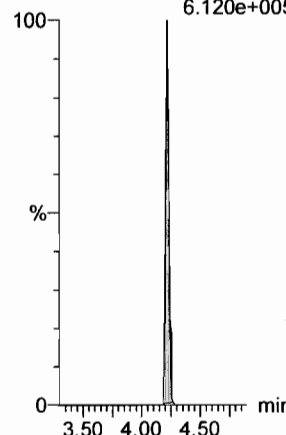
13C2-PFOA

F21:MRM of 1 channel,ES-
414.9 > 369.7
6.120e+005



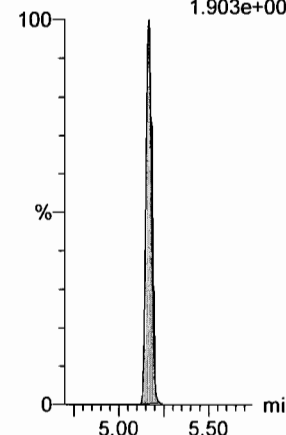
13C2-PFOA

F21:MRM of 1 channel,ES-
414.9 > 369.7
6.120e+005



d3-N-MeFOSAA

F49:MRM of 1 channel,ES-
573.3 > 419
1.903e+005

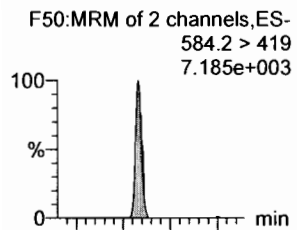


Dataset: F:\Projects\PFAS.PRO\Results\180221M1\180221M1-CRV.qld

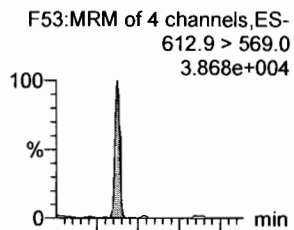
Last Altered: Thursday, February 22, 2018 10:52:55 Pacific Standard Time
Printed: Thursday, February 22, 2018 10:53:16 Pacific Standard Time

Name: 180221M1_5, Date: 21-Feb-2018, Time: 15:52:33, ID: ST180221M1-2 PFC CS-1 18B0811, Description: PFC CS-1 18B0811

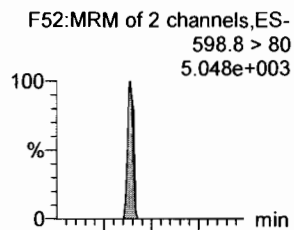
N-EtFOSAA



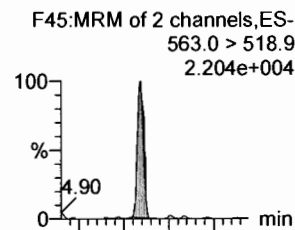
PFDoA



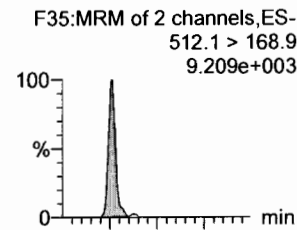
PFDS



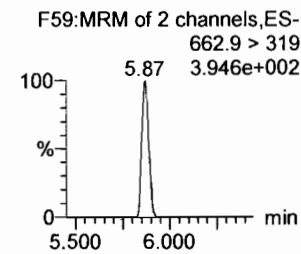
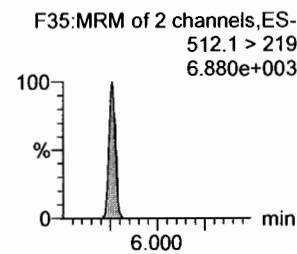
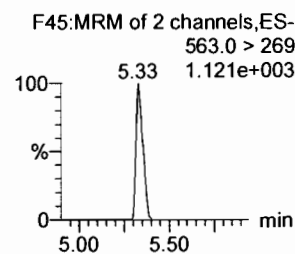
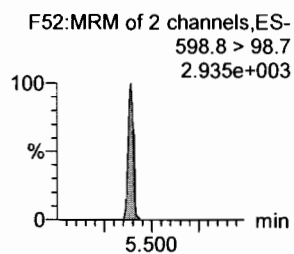
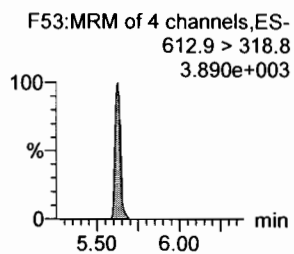
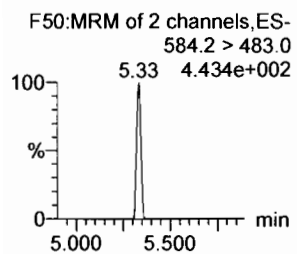
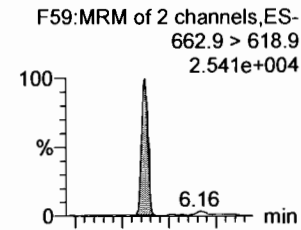
PFUdA



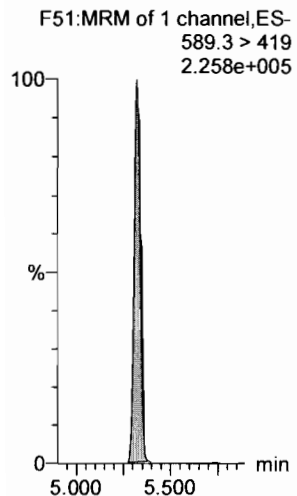
N-MeFOSA



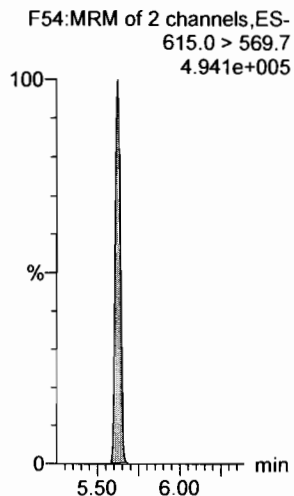
PFTrDA



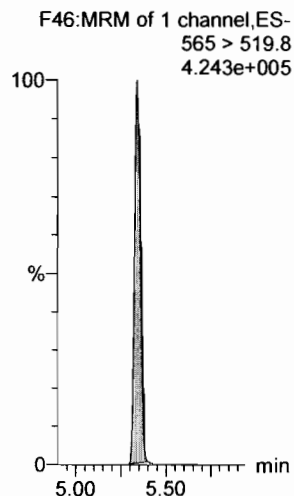
d5-N-EtFOSAA



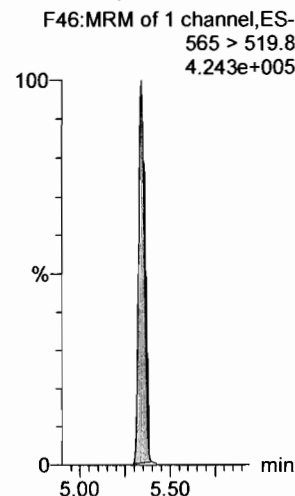
13C2-PFDoA



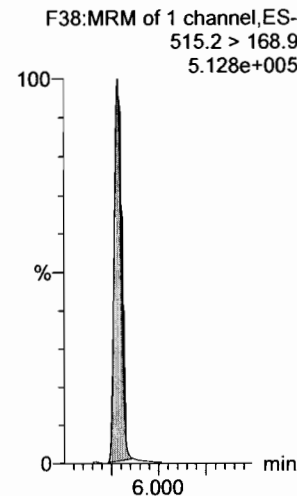
13C2-PFUdA



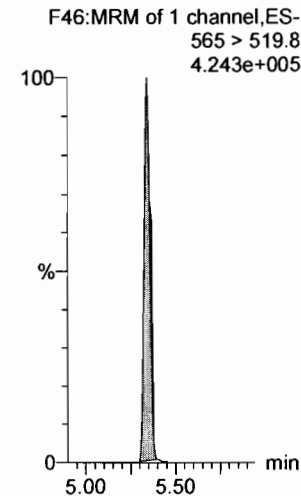
13C2-PFUdA



d3-N-MeFOSA



13C2-PFUdA



Dataset: F:\Projects\PFAS.PRO\Results\180221M1\180221M1-CRV.qld

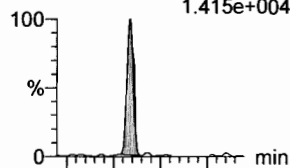
Last Altered: Thursday, February 22, 2018 10:52:55 Pacific Standard Time

Printed: Thursday, February 22, 2018 10:53:16 Pacific Standard Time

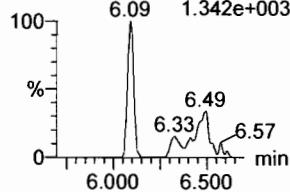
Name: 180221M1_5, Date: 21-Feb-2018, Time: 15:52:33, ID: ST180221M1-2 PFC CS-1 18B0811, Description: PFC CS-1 18B0811

PFTeDA

F60:MRM of 2 channels,ES-
712.9 > 668.8
1.415e+004

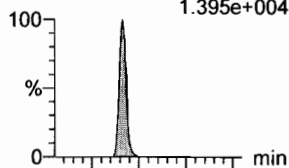


F60:MRM of 2 channels,ES-
712.9 > 369
1.342e+003

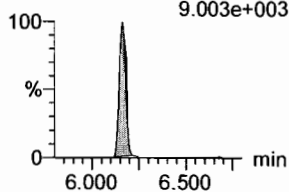


N-EtFOSA

F40:MRM of 2 channels,ES-
526.1 > 168.9
1.395e+004

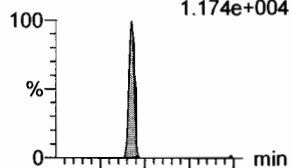


F40:MRM of 2 channels,ES-
526.1 > 219
9.003e+003

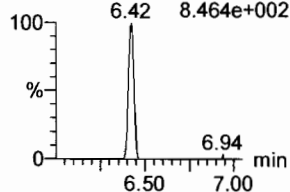


PFHxDA

F62:MRM of 2 channels,ES-
813.1 > 768.6
1.174e+004




F62:MRM of 2 channels,ES-
813.1 > 219
8.464e+002



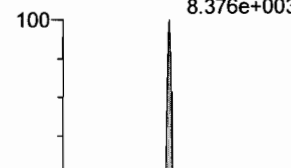
PFODA

F64:MRM of 1 channel,ES-
913.1 > 868.8
1.586e+004

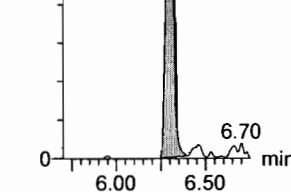


N-MeFOSE

F55:MRM of 1 channel,ES-
616.1 > 58.9
8.376e+003




F55:MRM of 1 channel,ES-
616.1 > 58.9
8.376e+003

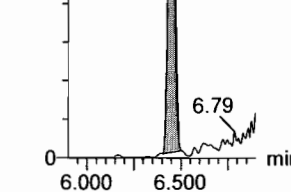


N-EtFOSE

F57:MRM of 1 channel,ES-
630.1 > 58.9
1.708e+004

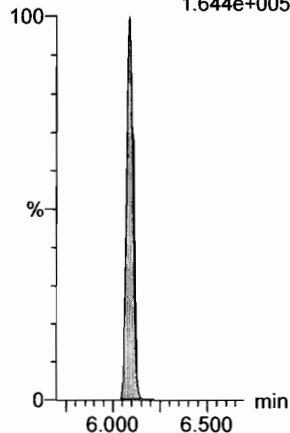


F57:MRM of 1 channel,ES-
630.1 > 58.9
1.708e+004



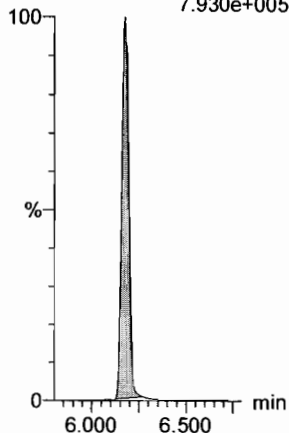
13C2-PFTeDA

F61:MRM of 2 channels,ES-
714.8 > 669.6
1.644e+005



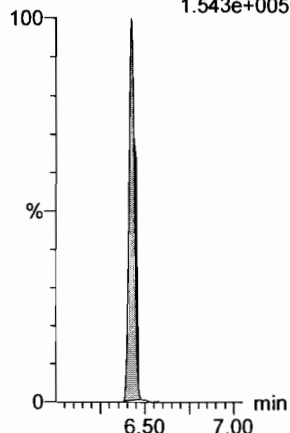
d5-N-ETFOSA

F43:MRM of 1 channel,ES-
531.1 > 168.9
7.930e+005



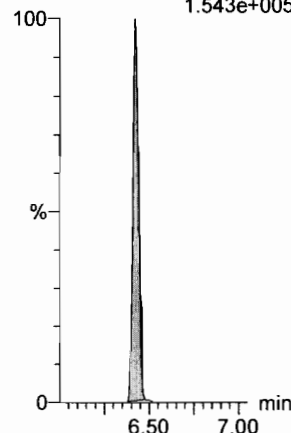
13C2-PFHxDA

F63:MRM of 1 channel,ES-
815 > 769.7
1.543e+005



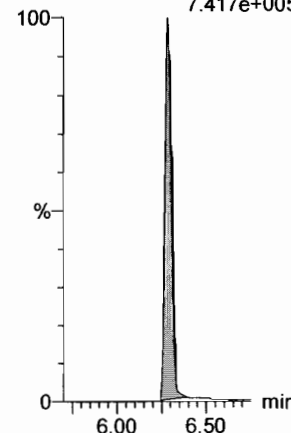
13C2-PFHxDA

F63:MRM of 1 channel,ES-
815 > 769.7
1.543e+005



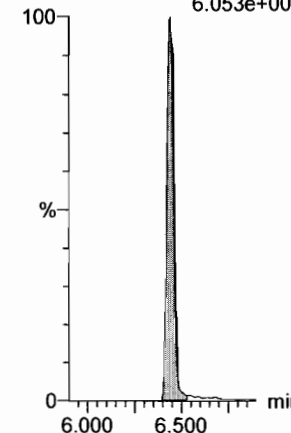
d7-N-MeFOSE

F56:MRM of 1 channel,ES-
623.1 > 58.9
7.417e+005



d9-N-EtFOSE

F58:MRM of 1 channel,ES-
639.2 > 58.8
6.053e+005

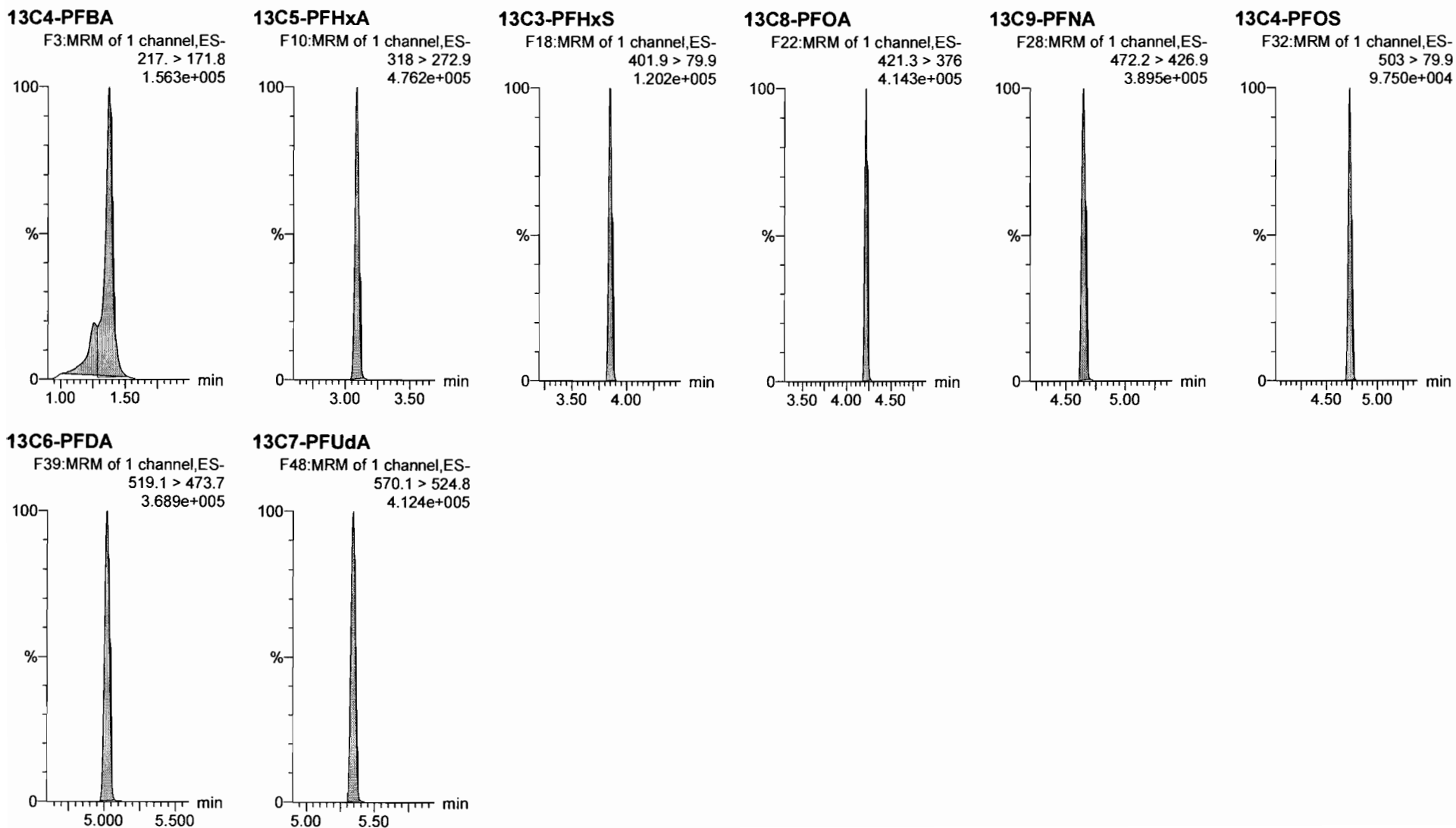


Dataset: F:\Projects\PFAS.PRO\Results\180221M1\180221M1-CRV.qld

Last Altered: Thursday, February 22, 2018 10:52:55 Pacific Standard Time

Printed: Thursday, February 22, 2018 10:53:16 Pacific Standard Time

Name: 180221M1_5, Date: 21-Feb-2018, Time: 15:52:33, ID: ST180221M1-2 PFC CS-1 18B0811, Description: PFC CS-1 18B0811



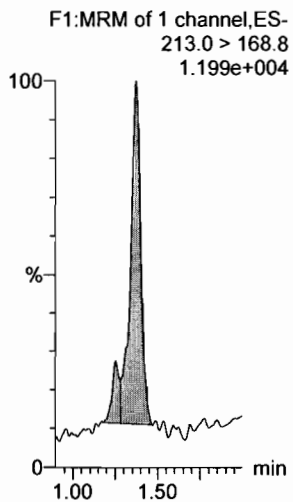
Dataset: F:\Projects\PFAS.PRO\Results\180221M1\180221M1-CRV.qld

Last Altered: Thursday, February 22, 2018 10:52:55 Pacific Standard Time


Printed: Thursday, February 22, 2018 10:53:16 Pacific Standard Time

Name: 180221M1_6, Date: 21-Feb-2018, Time: 16:03:59, ID: ST180221M1-3 PFC CS0 18B0812, Description: PFC CS0 18B0812

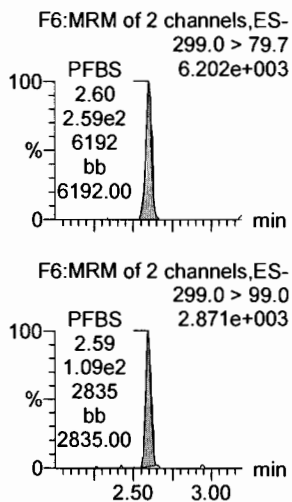
PFBA



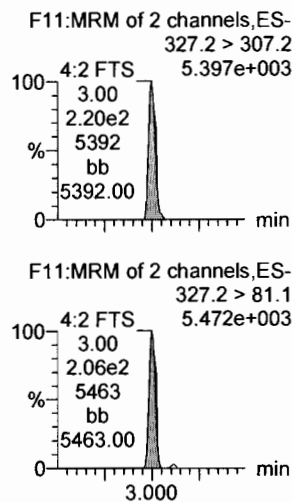
PFPeA



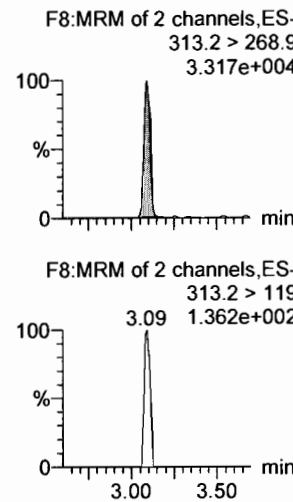
PFBS



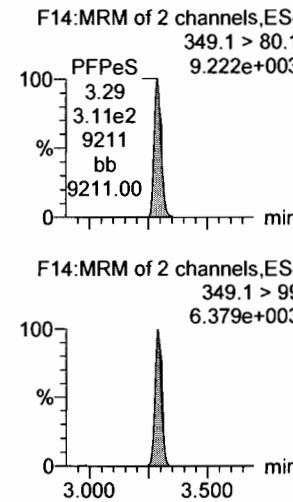
4:2 FTS



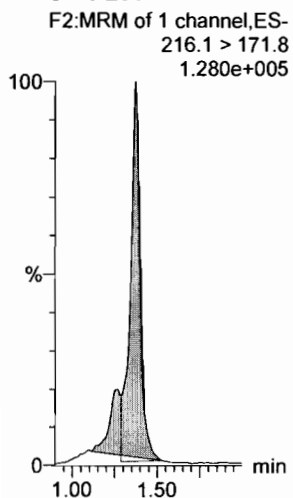
PFHxA



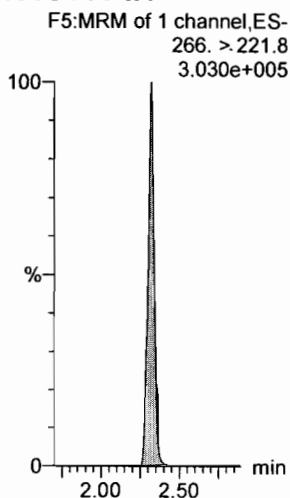
PFPeS



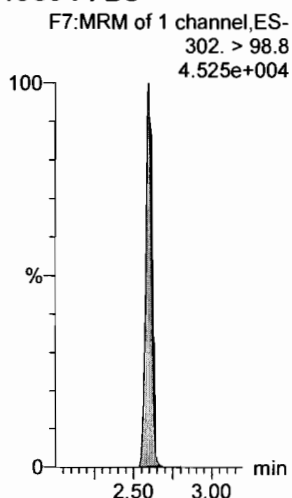
13C3-PFBA



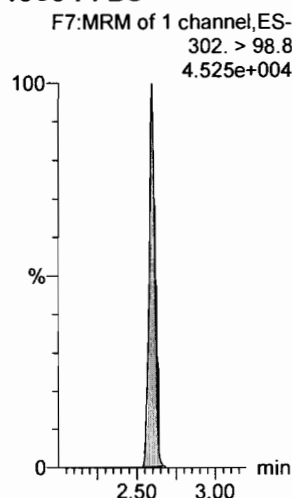
13C3-PFPeA



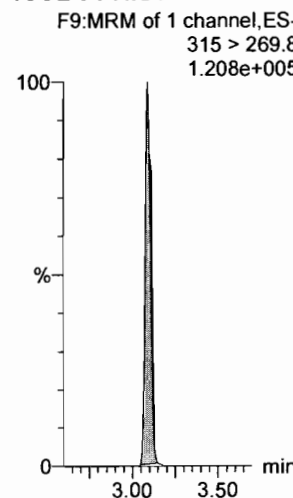
13C3-PFBS



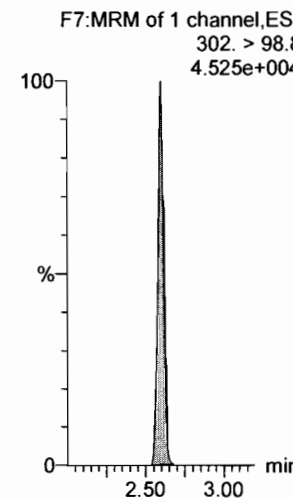
13C3-PFBS



13C2-PFHxA



13C3-PFBS



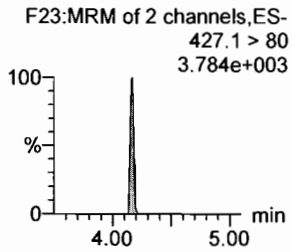
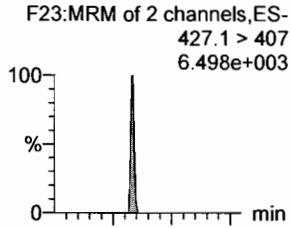
Dataset: F:\Projects\PFAS.PRO\Results\180221M1\180221M1-CRV.qld

Last Altered: Thursday, February 22, 2018 10:52:55 Pacific Standard Time

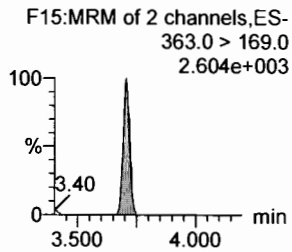
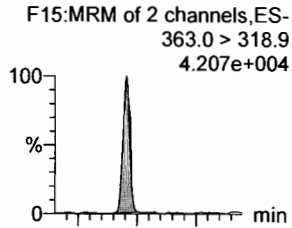
Printed: Thursday, February 22, 2018 10:53:16 Pacific Standard Time

Name: 180221M1_6, Date: 21-Feb-2018, Time: 16:03:59, ID: ST180221M1-3 PFC CS0 18B0812, Description: PFC CS0 18B0812

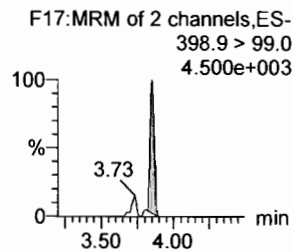
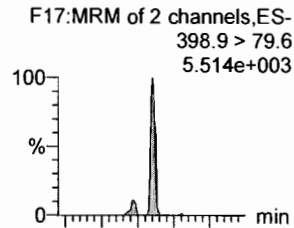
6:2 FTS



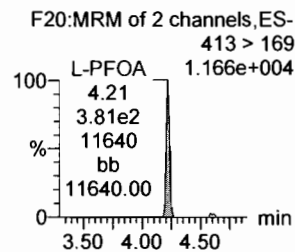
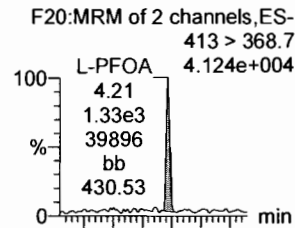
PFHpA



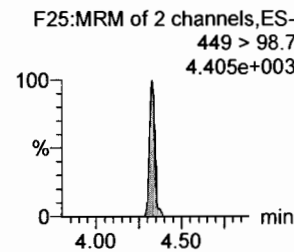
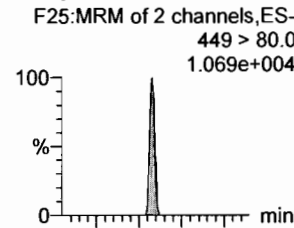
L-PFHxS



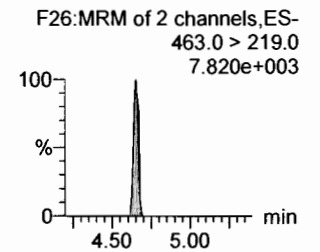
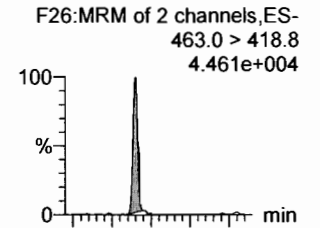
L-PFOA



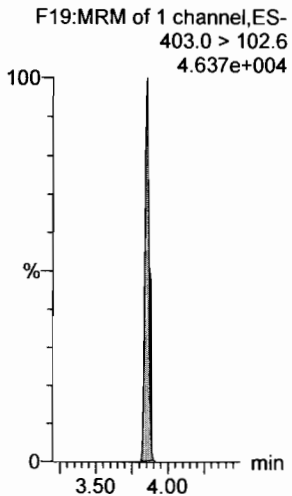
PFHpS



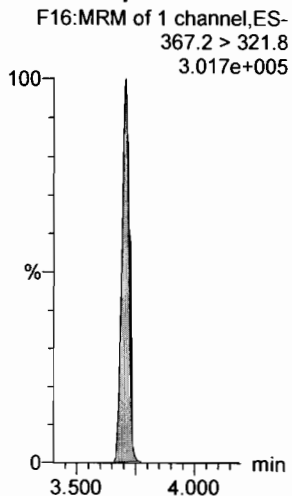
PFNA



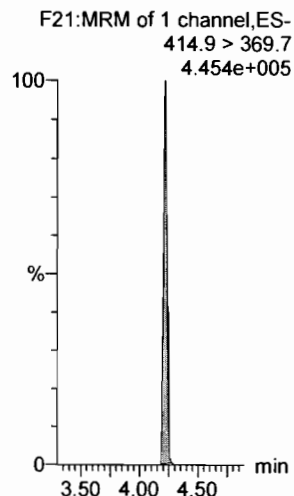
1802-PFHxS



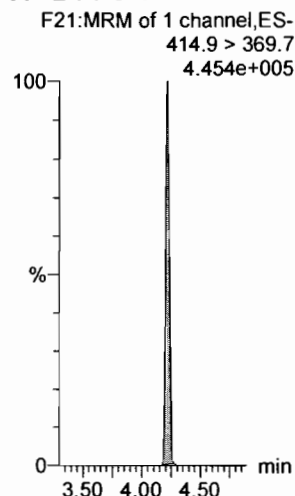
13C4-PFHpA



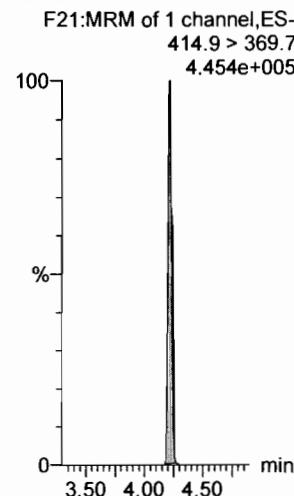
13C2-PFOA



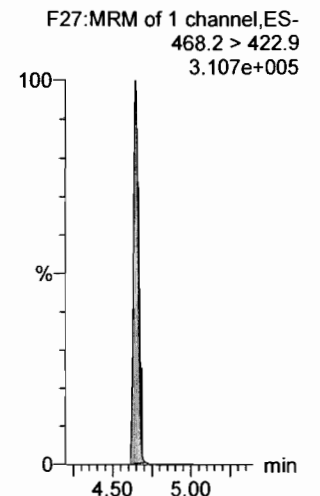
13C2-PFOA



13C2-PFOA



13C5-PFNA

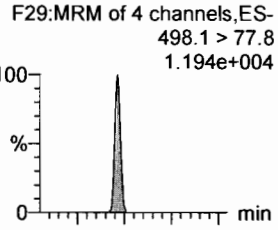


Dataset: F:\Projects\PFAS.PRO\Results\180221M1\180221M1-CRV.qld

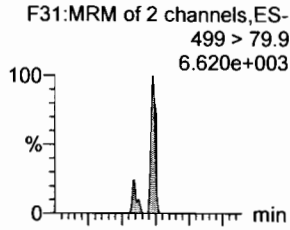
Last Altered: Thursday, February 22, 2018 10:52:55 Pacific Standard Time
Printed: Thursday, February 22, 2018 10:53:16 Pacific Standard Time

Name: 180221M1_6, Date: 21-Feb-2018, Time: 16:03:59, ID: ST180221M1-3 PFC CS0 18B0812, Description: PFC CS0 18B0812

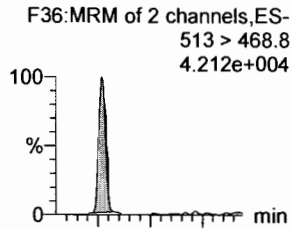
PFOSA



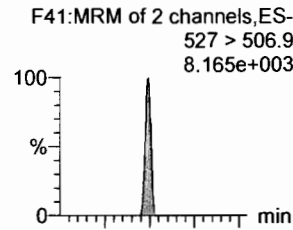
L-PFOS



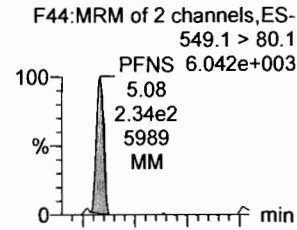
PFDA



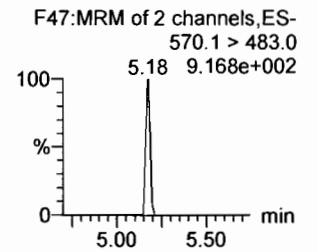
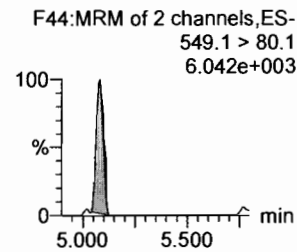
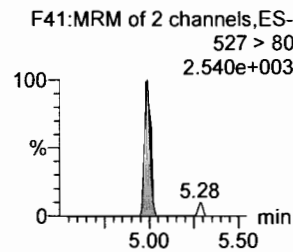
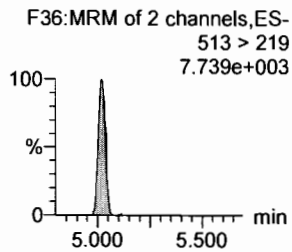
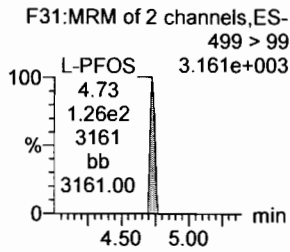
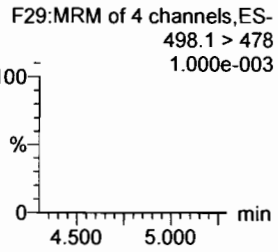
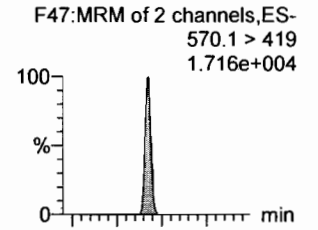
8:2 FTS



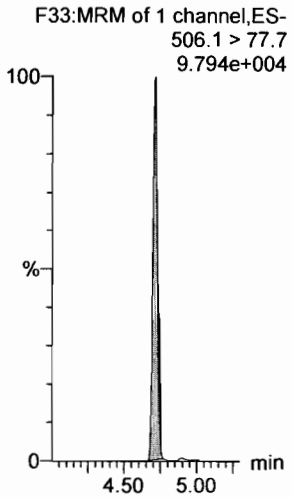
PFNS



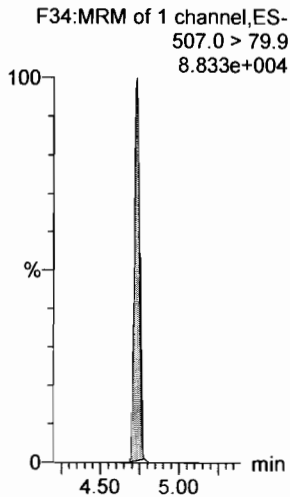
N-MeFOSAA



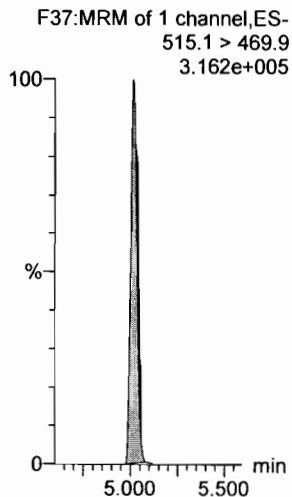
13C8-PFOSA



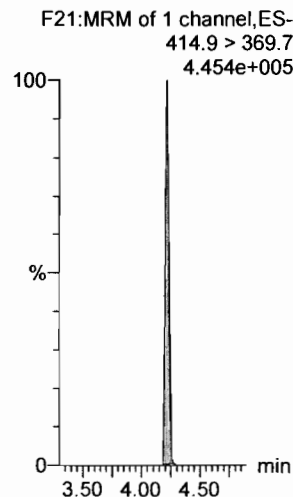
13C8-PFOS



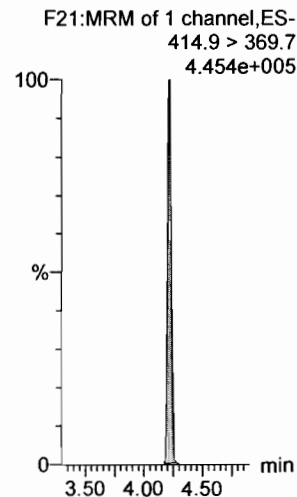
13C2-PFDA



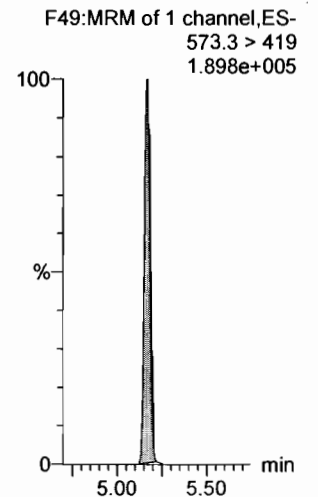
13C2-PFOA



13C2-PFOA



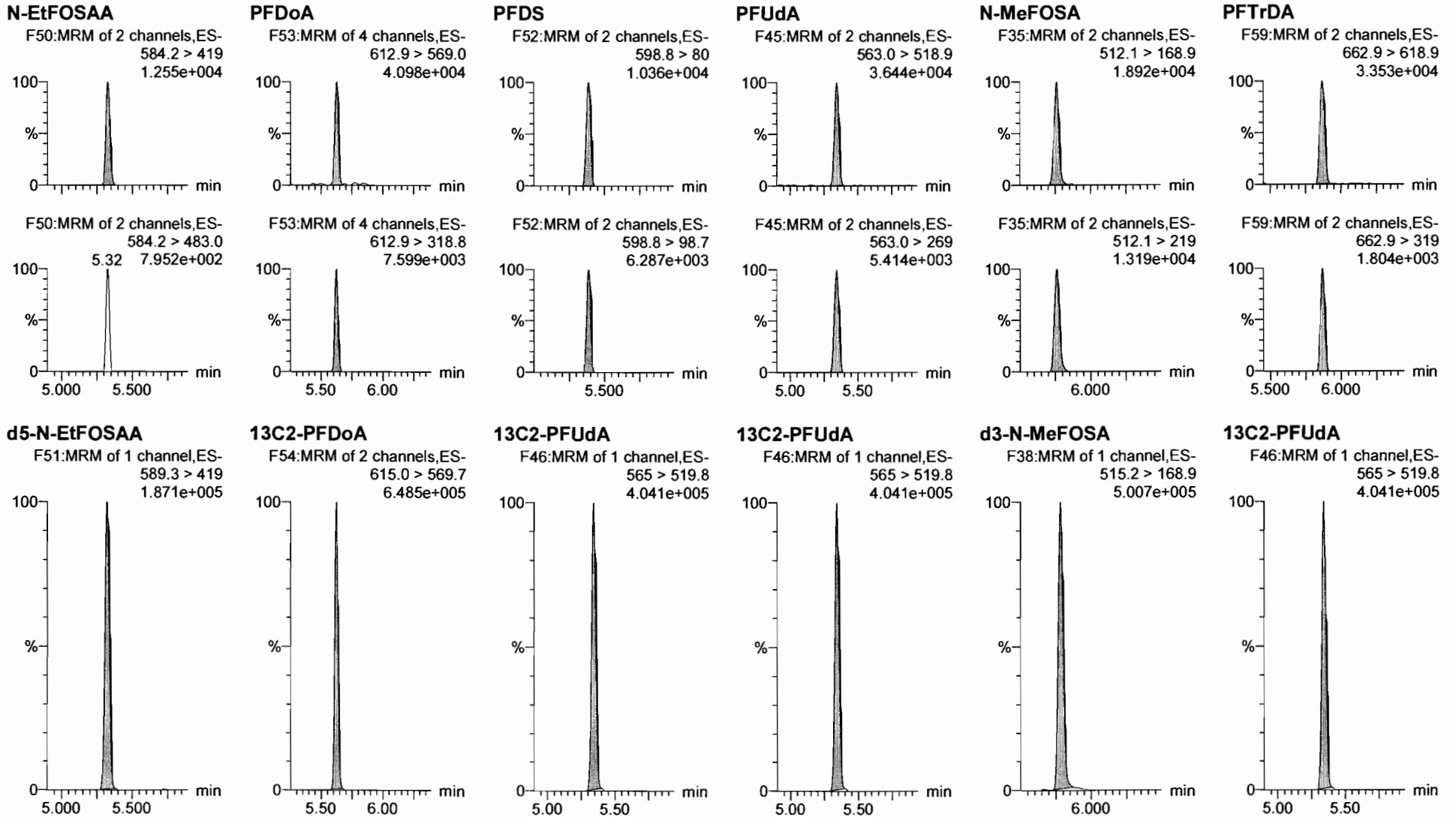
d3-N-MeFOSAA



Dataset: F:\Projects\PFAS.PRO\Results\180221M1\180221M1-CRV.qld

Last Altered: Thursday, February 22, 2018 10:52:55 Pacific Standard Time
Printed: Thursday, February 22, 2018 10:53:16 Pacific Standard Time

Name: 180221M1_6, Date: 21-Feb-2018, Time: 16:03:59, ID: ST180221M1-3 PFC CS0 18B0812, Description: PFC CS0 18B0812



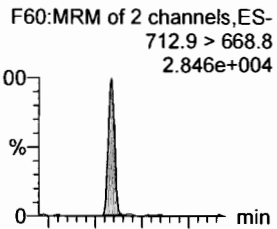
Dataset: F:\Projects\PFAS.PRO\Results\180221M1\180221M1-CRV.qld

Last Altered: Thursday, February 22, 2018 10:52:55 Pacific Standard Time

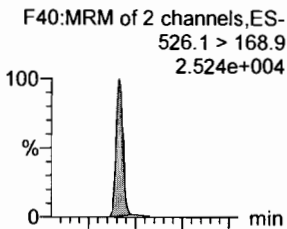
Printed: Thursday, February 22, 2018 10:53:16 Pacific Standard Time

Name: 180221M1_6, Date: 21-Feb-2018, Time: 16:03:59, ID: ST180221M1-3 PFC CS0 18B0812, Description: PFC CS0 18B0812

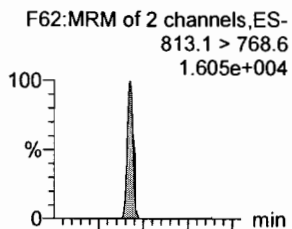
PFTeDA



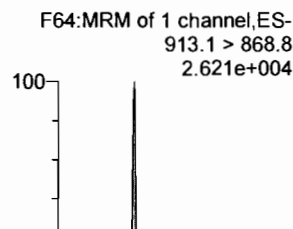
N-EtFOSA



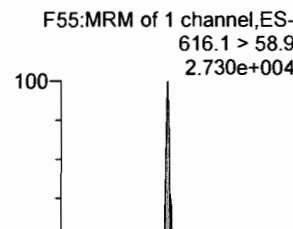
PFHxDA



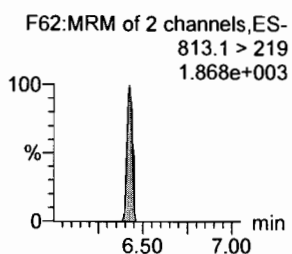
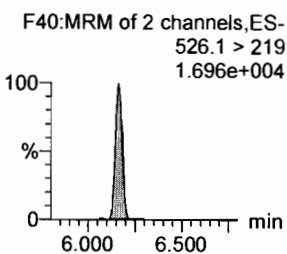
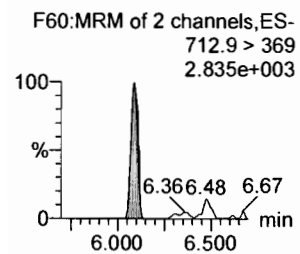

PFODA



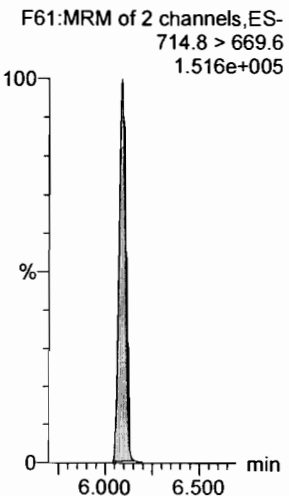
N-MeFOSE



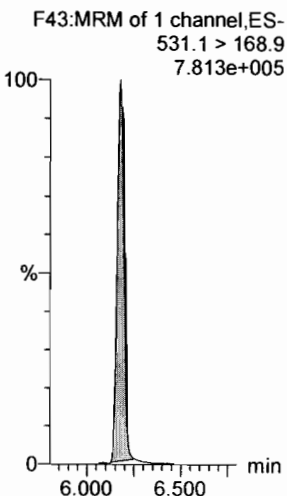
N-EtFOSE



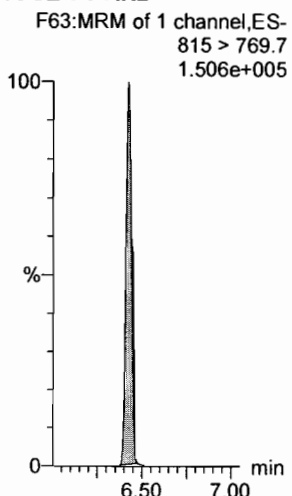
¹³C2-PFTeDA



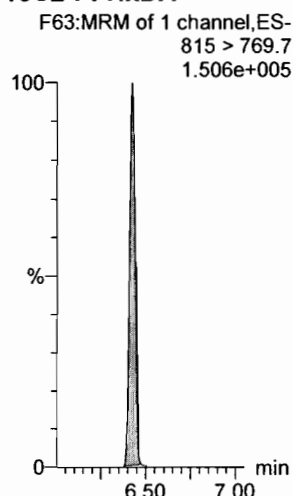
d5-N-ETFOSA



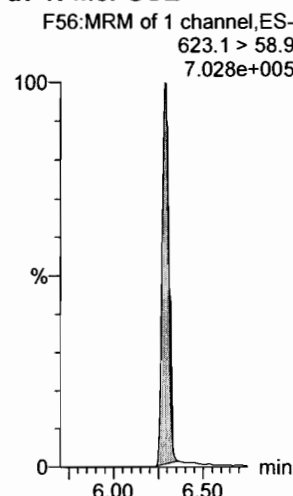
¹³C2-PFHxDA



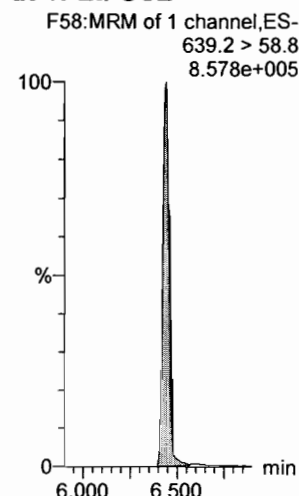
¹³C2-PFHxDA



d7-N-MeFOSE



d9-N-EtFOSE

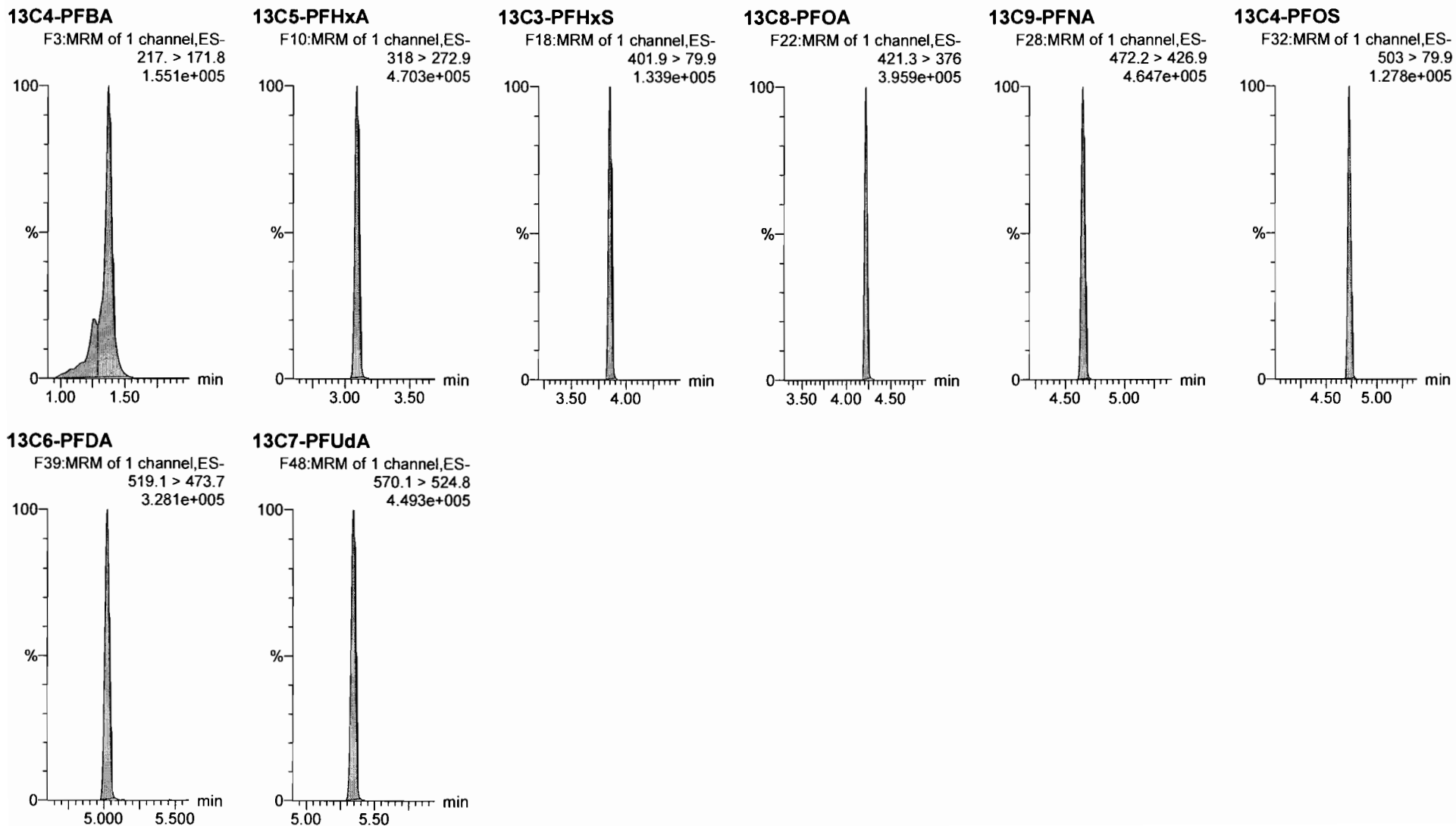


Dataset: F:\Projects\PFAS.PRO\Results\180221M1\180221M1-CRV.qld

Last Altered: Thursday, February 22, 2018 10:52:55 Pacific Standard Time

Printed: Thursday, February 22, 2018 10:53:16 Pacific Standard Time

Name: 180221M1_6, Date: 21-Feb-2018, Time: 16:03:59, ID: ST180221M1-3 PFC CS0 18B0812, Description: PFC CS0 18B0812



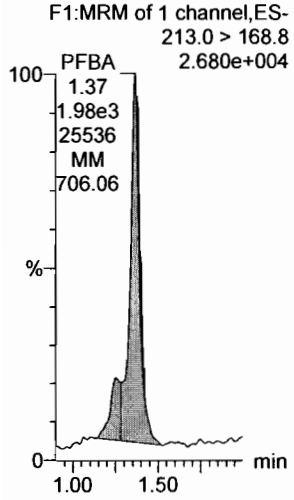
Dataset: F:\Projects\PFAS.PRO\Results\180221M1\180221M1-CRV.qld

Last Altered: Thursday, February 22, 2018 10:52:55 Pacific Standard Time

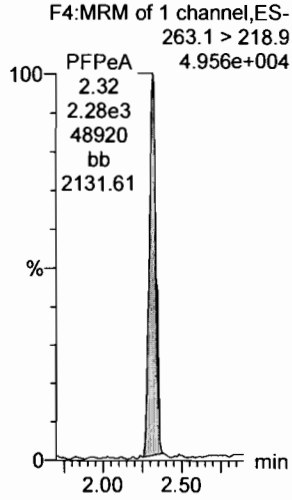
Printed: Thursday, February 22, 2018 10:53:16 Pacific Standard Time

Name: 180221M1_7, Date: 21-Feb-2018, Time: 16:15:27, ID: ST180221M1-4 PFC CS1 18B0813, Description: PFC CS1 18B0813

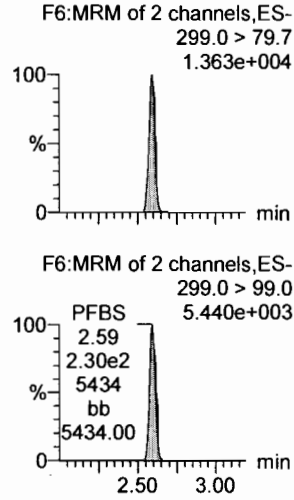
PFBA



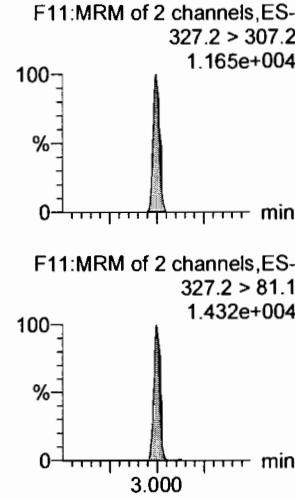
PFPeA



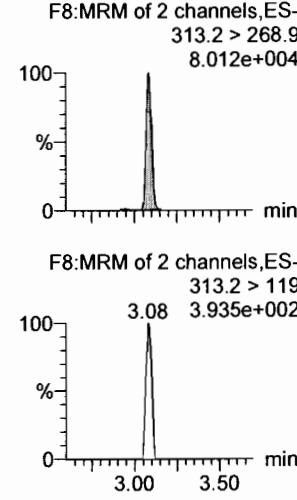
PFBS



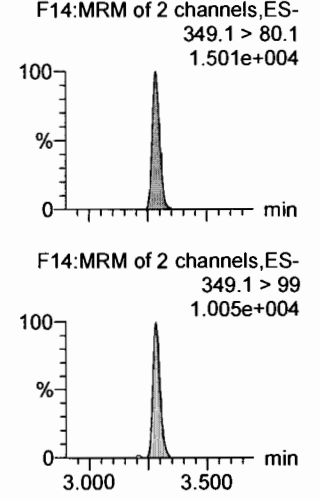
4:2 FTS



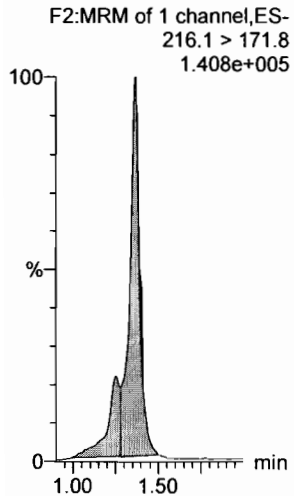
PFHxA



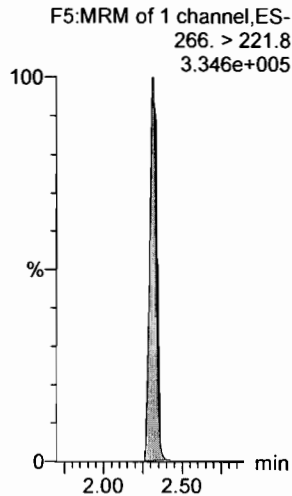
PFPeS



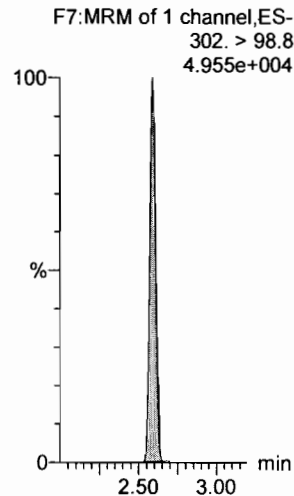
13C3-PFBA



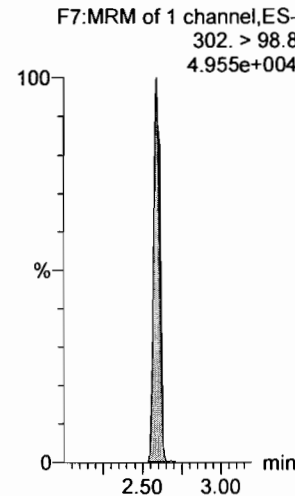
13C3-PFPeA



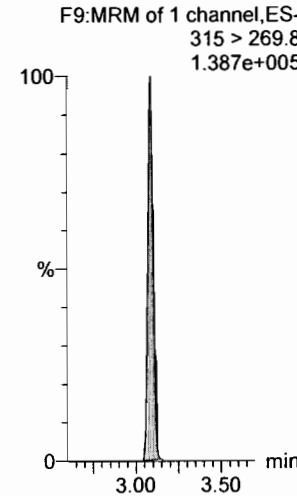
13C3-PFBS



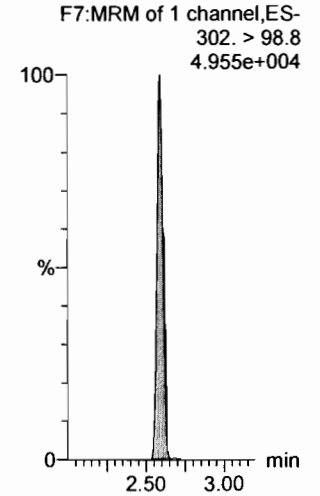
13C3-PFBS



13C2-PFHxA



13C3-PFBS

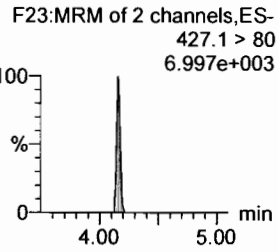
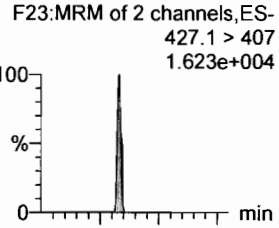


Dataset: F:\Projects\PFAS.PRO\Results\180221M1\180221M1-CRV.qld

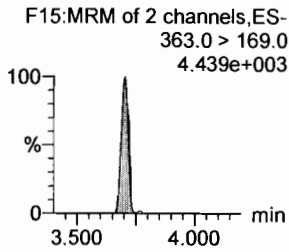
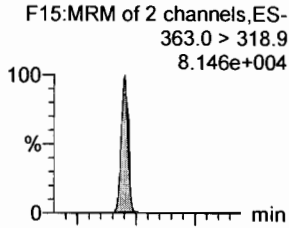
Last Altered: Thursday, February 22, 2018 10:52:55 Pacific Standard Time
Printed: Thursday, February 22, 2018 10:53:16 Pacific Standard Time

Name: 180221M1_7, Date: 21-Feb-2018, Time: 16:15:27, ID: ST180221M1-4 PFC CS1 18B0813, Description: PFC CS1 18B0813

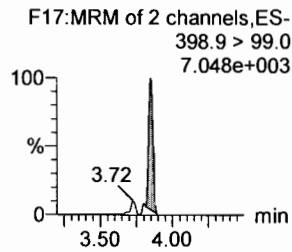
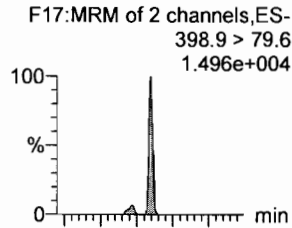
6:2 FTS



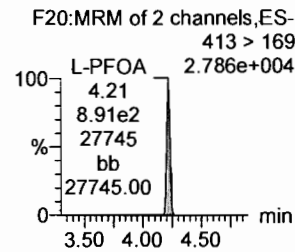
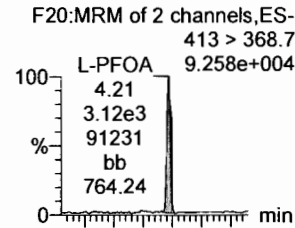
PFHpA



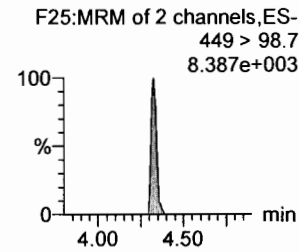
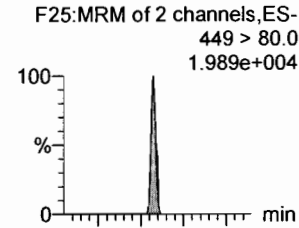
L-PFHxS



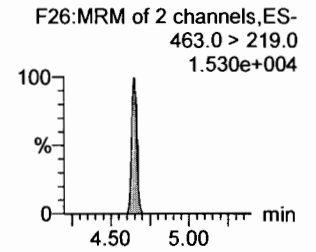
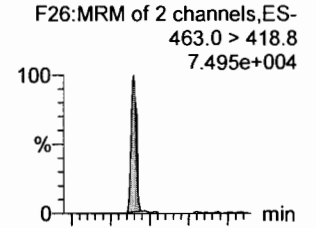
L-PFOA




PFHpS



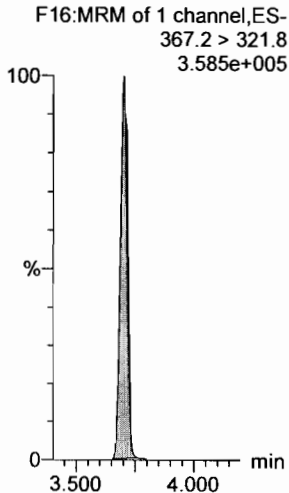
PFNA




18O2-PFHxS



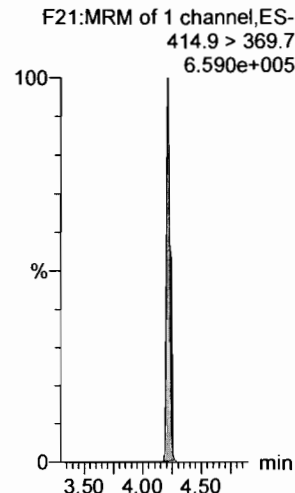
13C4-PFHpA



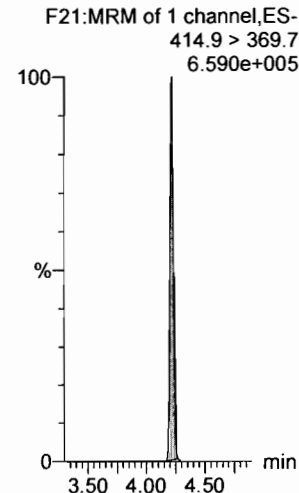
13C2-PFOA



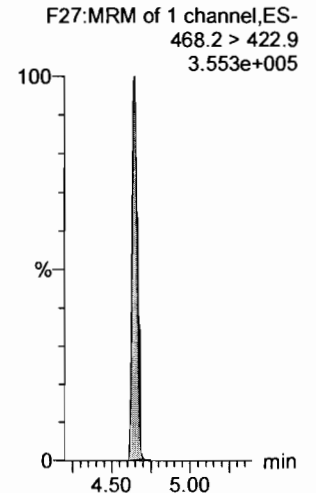
13C2-PFOA



13C2-PFOA



13C5-PFNA

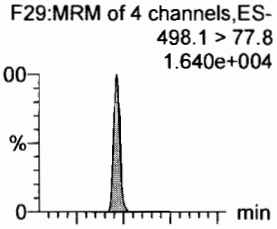


Dataset: F:\Projects\PFAS.PRO\Results\180221M1\180221M1-CRV.qld

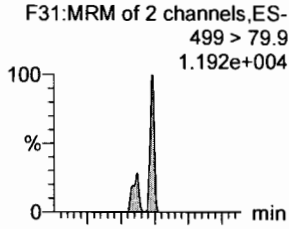
Last Altered: Thursday, February 22, 2018 10:52:55 Pacific Standard Time
Printed: Thursday, February 22, 2018 10:53:16 Pacific Standard Time

Name: 180221M1_7, Date: 21-Feb-2018, Time: 16:15:27, ID: ST180221M1-4 PFC CS1 18B0813, Description: PFC CS1 18B0813

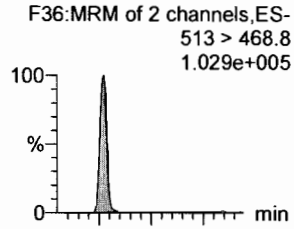
PFOSA



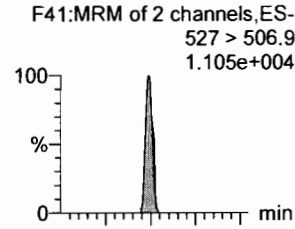
L-PFOS



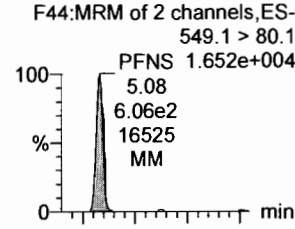
PFDA



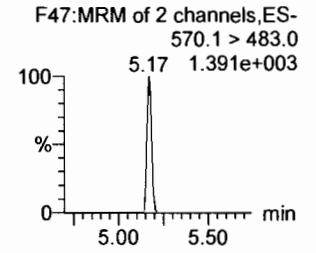
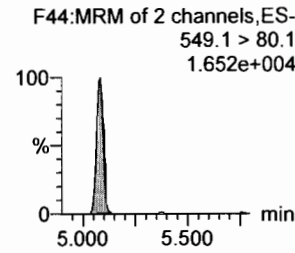
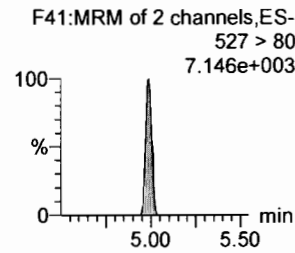
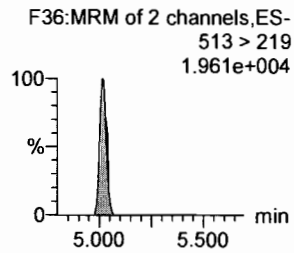
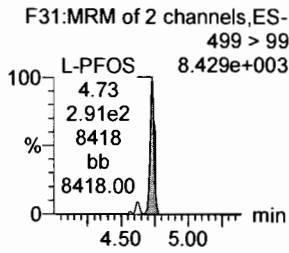
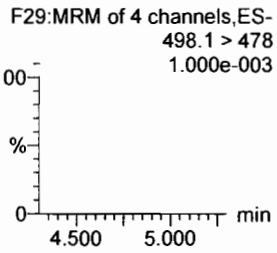
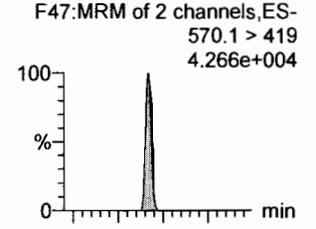
8:2 FTS



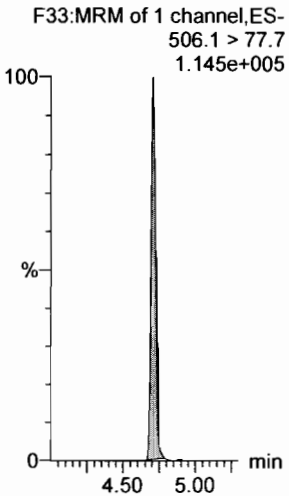
PFNS



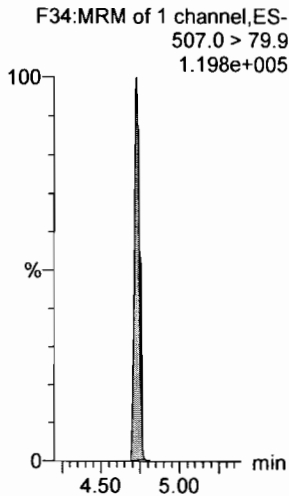
N-MeFOSAA



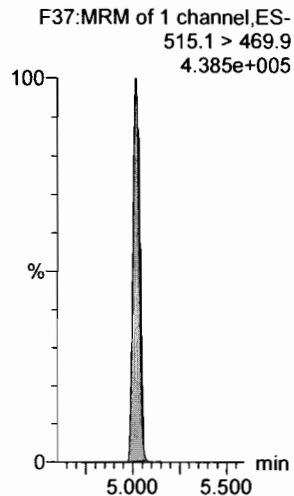
13C8-PFOSA



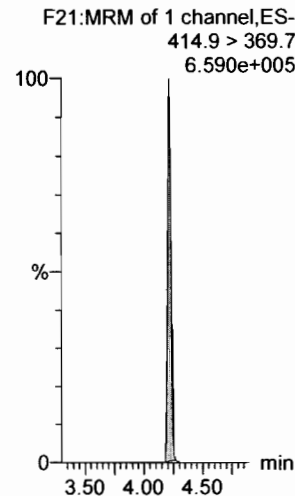
13C8-PFOS



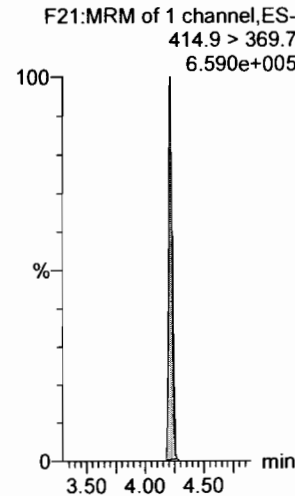
13C2-PFDA



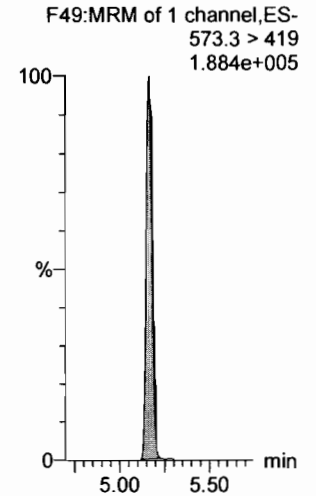
13C2-PFOA



13C2-PFOA



d3-N-MeFOSAA



Dataset: F:\Projects\PFAS.PRO\Results\180221M1\180221M1-CRV.qld

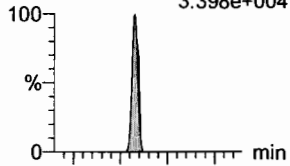
Last Altered: Thursday, February 22, 2018 10:52:55 Pacific Standard Time

Printed: Thursday, February 22, 2018 10:53:16 Pacific Standard Time

Name: 180221M1_7, Date: 21-Feb-2018, Time: 16:15:27, ID: ST180221M1-4 PFC CS1 18B0813, Description: PFC CS1 18B0813

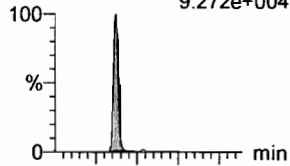
N-EtFOSAA

F50:MRM of 2 channels,ES-
584.2 > 419
3.398e+004




PFDoA

F53:MRM of 4 channels,ES-
612.9 > 569.0
9.272e+004



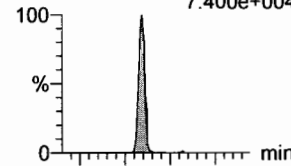
PFDS

F52:MRM of 2 channels,ES-
598.8 > 80
1.743e+004



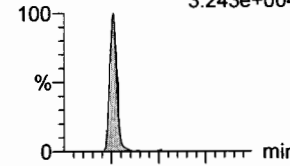
PFUdA

F45:MRM of 2 channels,ES-
563.0 > 518.9
7.400e+004



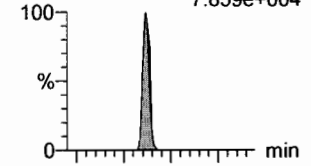
N-MeFOSA

F35:MRM of 2 channels,ES-
512.1 > 168.9
3.243e+004

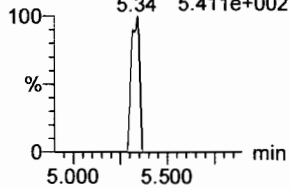


PFTrDA

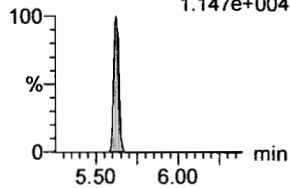
F59:MRM of 2 channels,ES-
662.9 > 618.9
7.859e+004



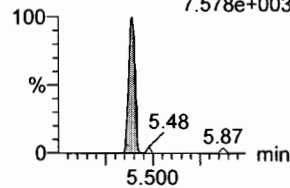
F50:MRM of 2 channels,ES-
584.2 > 483.0
5.34 5.411e+002



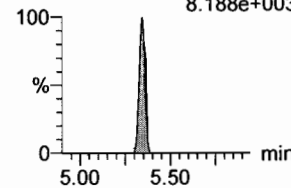
F53:MRM of 4 channels,ES-
612.9 > 318.8
1.147e+004



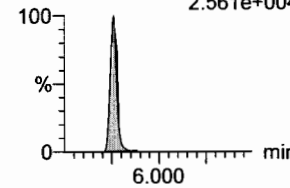
F52:MRM of 2 channels,ES-
598.8 > 98.7
7.578e+003



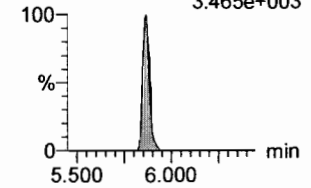
F45:MRM of 2 channels,ES-
563.0 > 269
8.188e+003



F35:MRM of 2 channels,ES-
512.1 > 219
2.561e+004

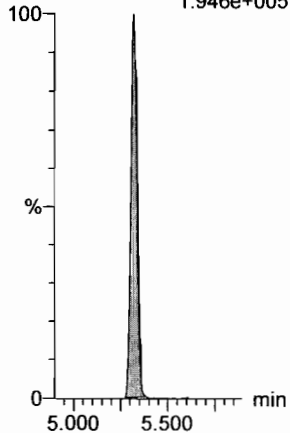


F59:MRM of 2 channels,ES-
662.9 > 319
3.465e+003



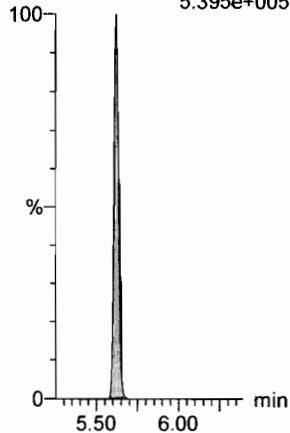
d5-N-EtFOSAA

F51:MRM of 1 channel,ES-
589.3 > 419
1.946e+005



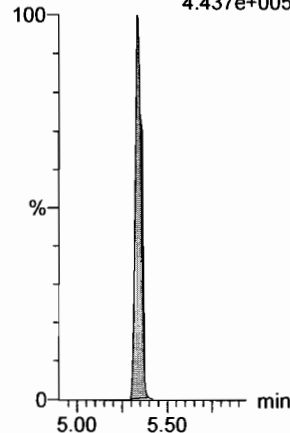
13C2-PFDoA

F54:MRM of 2 channels,ES-
615.0 > 569.7
5.395e+005



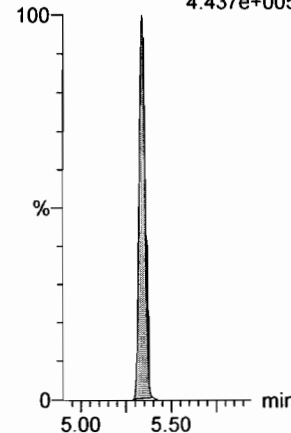
13C2-PFUdA

F46:MRM of 1 channel,ES-
565 > 519.8
4.437e+005



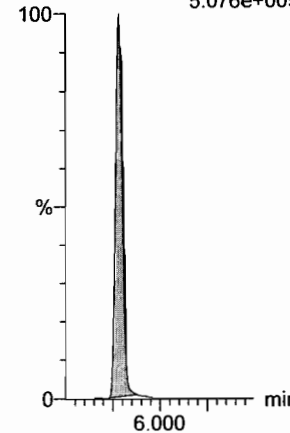
13C2-PFUdA

F46:MRM of 1 channel,ES-
565 > 519.8
4.437e+005



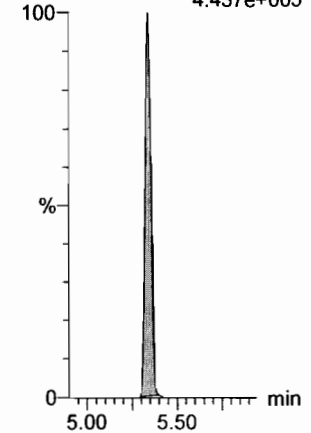
d3-N-MeFOSA

F38:MRM of 1 channel,ES-
515.2 > 168.9
5.076e+005



13C2-PFUdA

F46:MRM of 1 channel,ES-
565 > 519.8
4.437e+005



Dataset: F:\Projects\PFAS.PRO\Results\180221M1\180221M1-CRV.qld

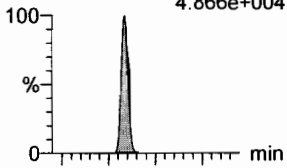
Last Altered: Thursday, February 22, 2018 10:52:55 Pacific Standard Time

Printed: Thursday, February 22, 2018 10:53:16 Pacific Standard Time

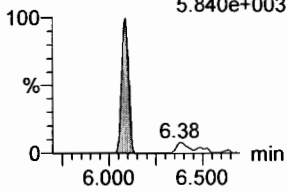
Name: 180221M1_7, Date: 21-Feb-2018, Time: 16:15:27, ID: ST180221M1-4 PFC CS1 18B0813, Description: PFC CS1 18B0813

PFTeDA

F60:MRM of 2 channels,ES-
712.9 > 668.8
4.866e+004

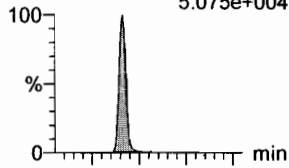


F60:MRM of 2 channels,ES-
712.9 > 369
5.840e+003

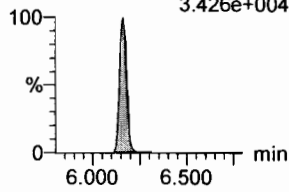


N-EtFOSA

F40:MRM of 2 channels,ES-
526.1 > 168.9
5.075e+004

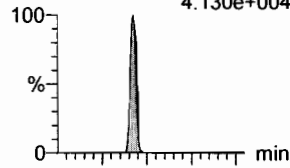


F40:MRM of 2 channels,ES-
526.1 > 219
3.426e+004

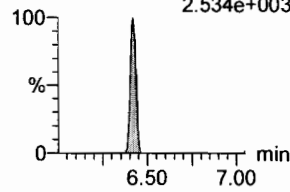


PFHxDA

F62:MRM of 2 channels,ES-
813.1 > 768.6
4.130e+004




F62:MRM of 2 channels,ES-
813.1 > 219
2.534e+003




PFODA

F64:MRM of 1 channel,ES-
913.1 > 868.8
5.890e+004




N-MeFOSE

F55:MRM of 1 channel,ES-
616.1 > 58.9
4.965e+004



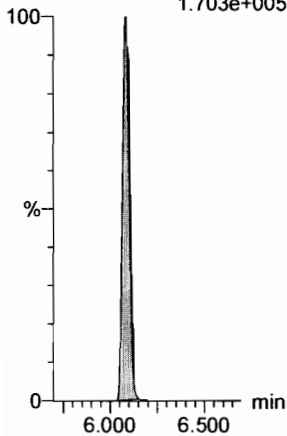
N-EtFOSE

F57:MRM of 1 channel,ES-
630.1 > 58.9
5.283e+004



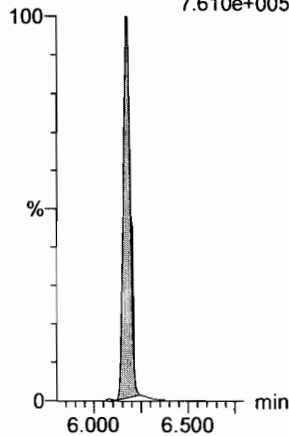
13C2-PFTeDA

F61:MRM of 2 channels,ES-
714.8 > 669.6
1.703e+005



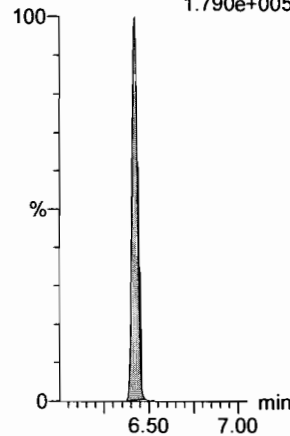
d5-N-ETFOSA

F43:MRM of 1 channel,ES-
531.1 > 168.9
7.610e+005



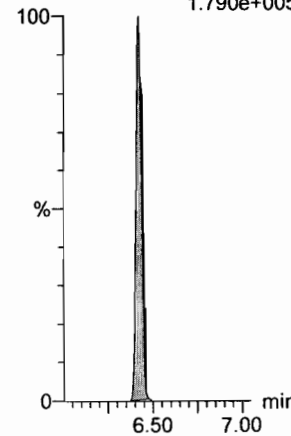
13C2-PFHxDA

F63:MRM of 1 channel,ES-
815 > 769.7
1.790e+005



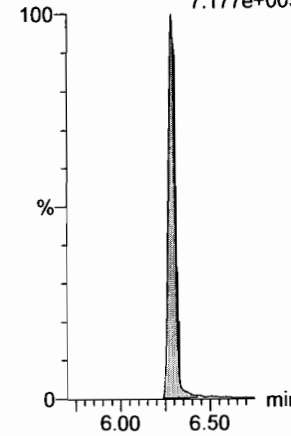
13C2-PFHxDA

F63:MRM of 1 channel,ES-
815 > 769.7
1.790e+005



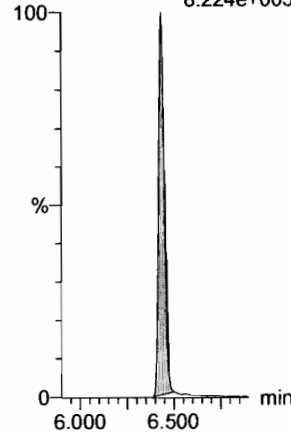
d7-N-MeFOSE

F56:MRM of 1 channel,ES-
623.1 > 58.9
7.177e+005



d9-N-EtFOSE

F58:MRM of 1 channel,ES-
639.2 > 58.8
8.224e+005



Dataset: F:\Projects\PFAS.PRO\Results\180221M1\180221M1-CRV.qld

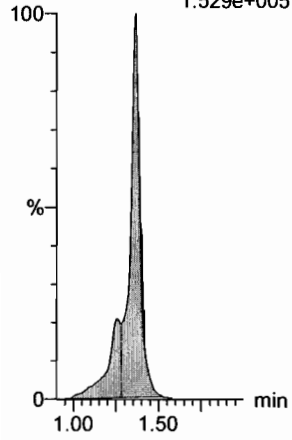
Last Altered: Thursday, February 22, 2018 10:52:55 Pacific Standard Time

Printed: Thursday, February 22, 2018 10:53:16 Pacific Standard Time

Name: 180221M1_7, Date: 21-Feb-2018, Time: 16:15:27, ID: ST180221M1-4 PFC CS1 18B0813, Description: PFC CS1 18B0813

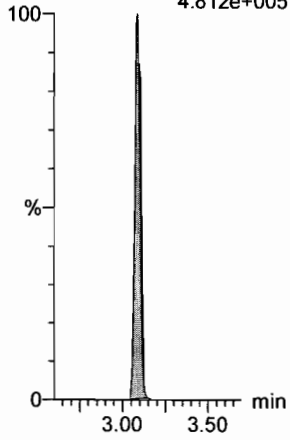
13C4-PFBA

F3:MRM of 1 channel,ES-
217. > 171.8
1.529e+005



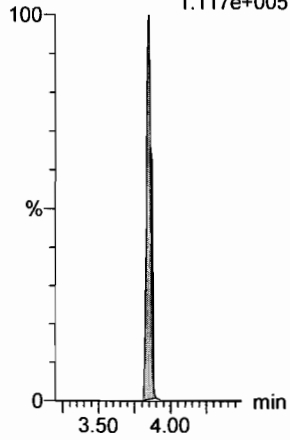
13C5-PFHxA

F10:MRM of 1 channel,ES-
318 > 272.9
4.812e+005



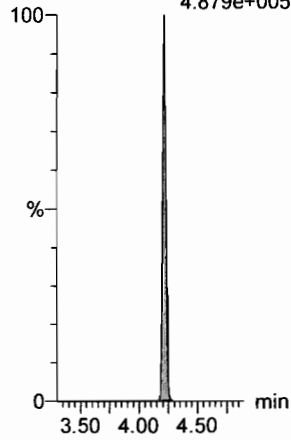
13C3-PFHxS

F18:MRM of 1 channel,ES-
401.9 > 79.9
1.117e+005



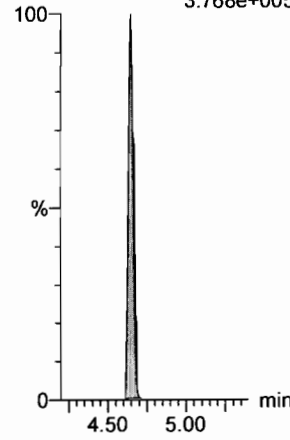
13C8-PFOA

F22:MRM of 1 channel,ES-
421.3 > 376
4.879e+005



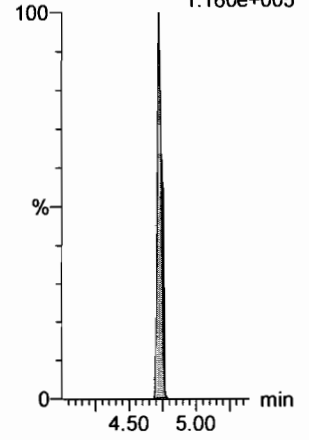
13C9-PFNA

F28:MRM of 1 channel,ES-
472.2 > 426.9
3.768e+005



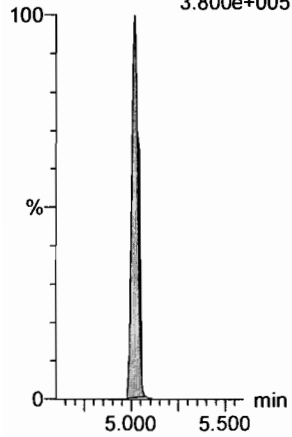
13C4-PFOS

F32:MRM of 1 channel,ES-
503 > 79.9
1.160e+005



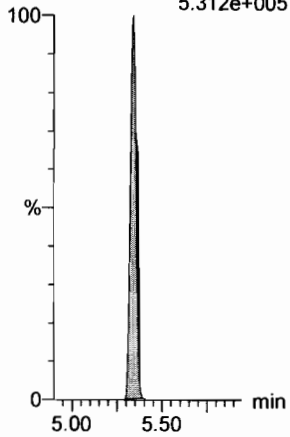
13C6-PFDA

F39:MRM of 1 channel,ES-
519.1 > 473.7
3.800e+005



13C7-PFUdA

F48:MRM of 1 channel,ES-
570.1 > 524.8
5.312e+005



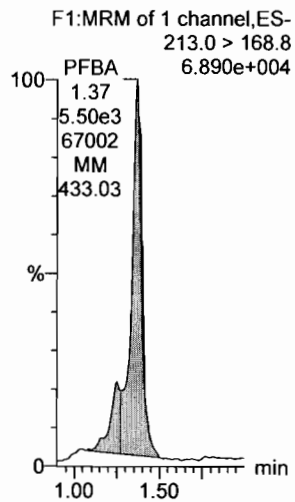
Dataset: F:\Projects\PFAS.PRO\Results\180221M1\180221M1-CRV.qld

Last Altered: Thursday, February 22, 2018 10:52:55 Pacific Standard Time


Printed: Thursday, February 22, 2018 10:53:16 Pacific Standard Time

Name: 180221M1_8, Date: 21-Feb-2018, Time: 16:26:53, ID: ST180221M1-5 PFC CS2 18B0814, Description: PFC CS2 18B0814

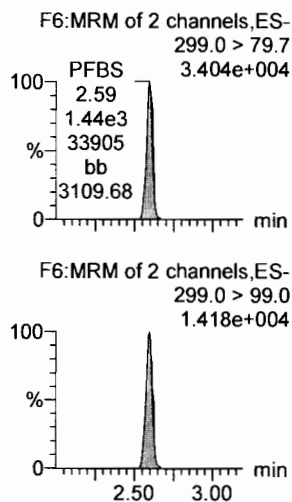
PFBA



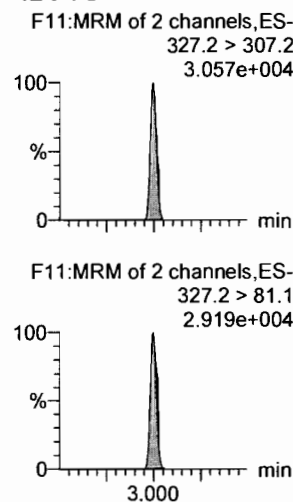
PFPeA



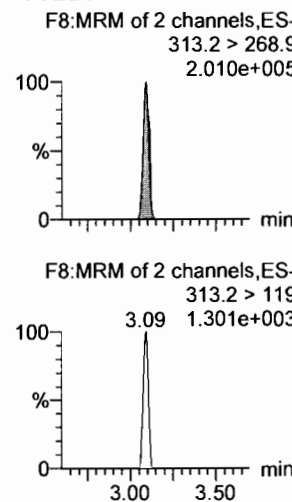
PFBS



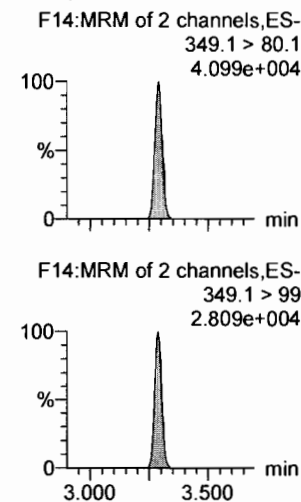
4:2 FTS



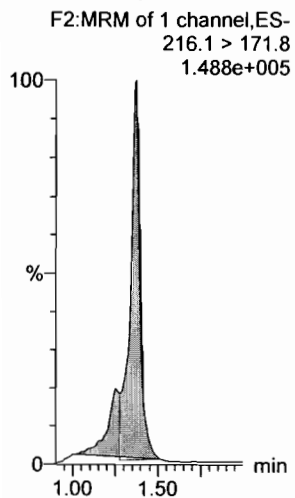
PFHxA



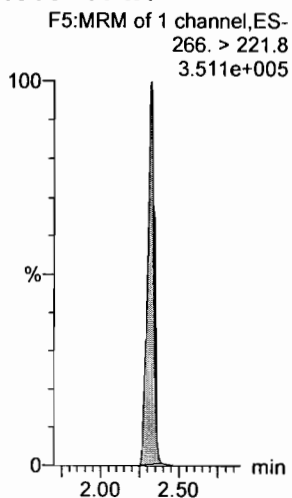
PFPeS




13C3-PFBA



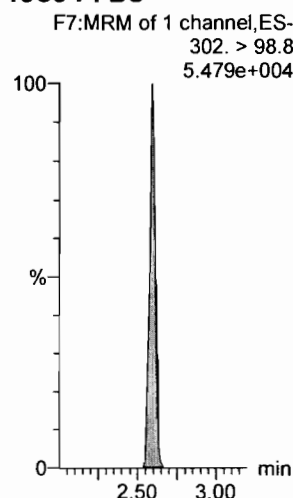
13C3-PFPeA



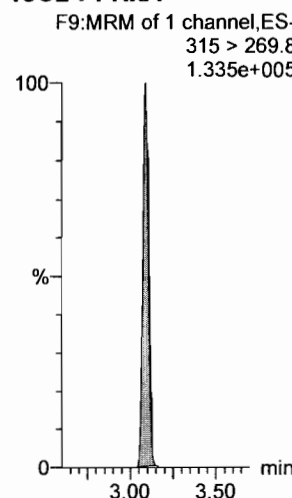
13C3-PFBS



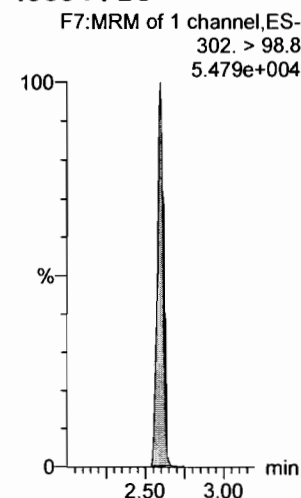
13C3-PFBS



13C2-PFHxA



13C3-PFBS



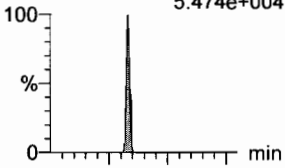
Dataset: F:\Projects\PFAS.PRO\Results\180221M1\180221M1-CRV.qld

Last Altered: Thursday, February 22, 2018 10:52:55 Pacific Standard Time
Printed: Thursday, February 22, 2018 10:53:16 Pacific Standard Time

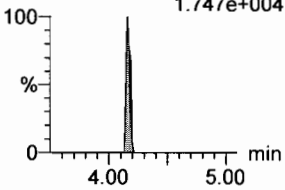
Name: 180221M1_8, Date: 21-Feb-2018, Time: 16:26:53, ID: ST180221M1-5 PFC CS2 18B0814, Description: PFC CS2 18B0814

6:2 FTS

F23:MRM of 2 channels,ES-
427.1 > 407
5.474e+004

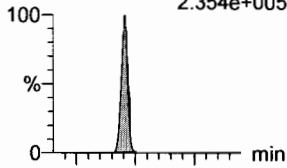


F23:MRM of 2 channels,ES-
427.1 > 80
1.747e+004

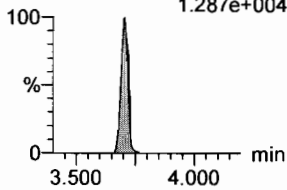


PFHpA

F15:MRM of 2 channels,ES-
363.0 > 318.9
2.354e+005

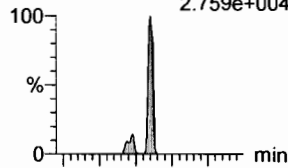


F15:MRM of 2 channels,ES-
363.0 > 169.0
1.287e+004

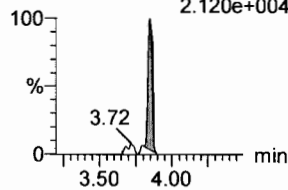


L-PFHxS

F17:MRM of 2 channels,ES-
398.9 > 79.6
2.759e+004

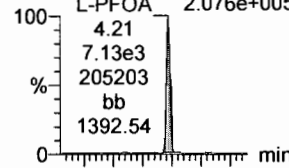


F17:MRM of 2 channels,ES-
398.9 > 99.0
2.120e+004

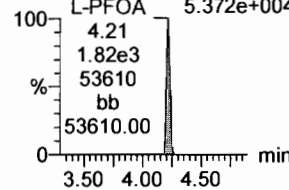


L-PFOA

F20:MRM of 2 channels,ES-
413 > 368.7
2.076e+005

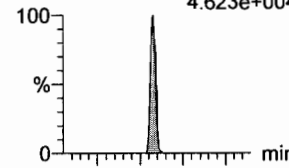


F20:MRM of 2 channels,ES-
413 > 169
5.372e+004

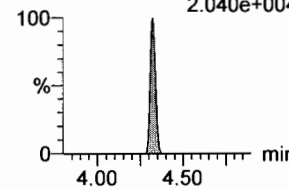


PFHpS

F25:MRM of 2 channels,ES-
449 > 80.0
4.623e+004

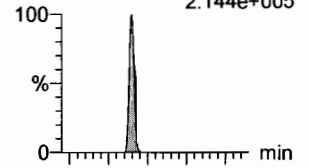


F25:MRM of 2 channels,ES-
449 > 98.7
2.040e+004

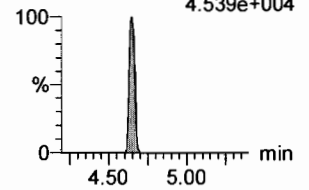


PFNA

F26:MRM of 2 channels,ES-
463.0 > 418.8
2.144e+005

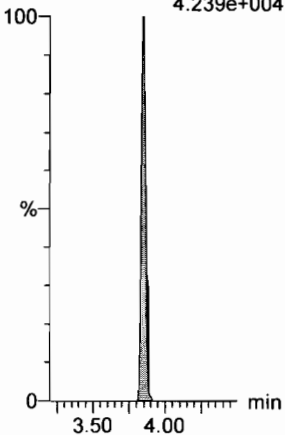


F26:MRM of 2 channels,ES-
463.0 > 219.0
4.539e+004



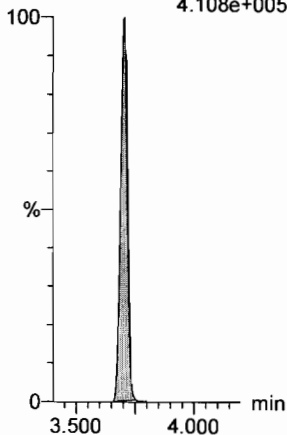
1802-PFHxS

F19:MRM of 1 channel,ES-
403.0 > 102.6
4.239e+004



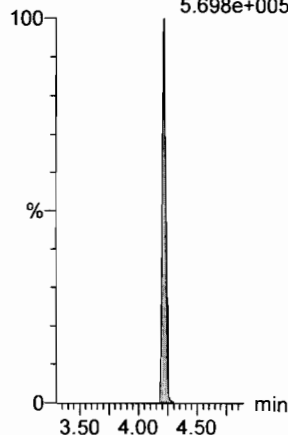
13C4-PFHpA

F16:MRM of 1 channel,ES-
367.2 > 321.8
4.108e+005



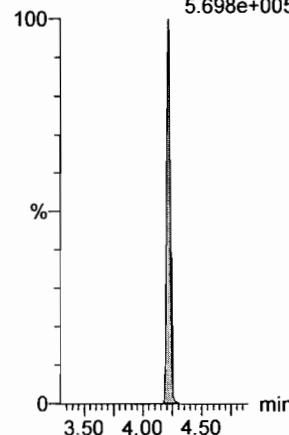
13C2-PFOA

F21:MRM of 1 channel,ES-
414.9 > 369.7
5.698e+005



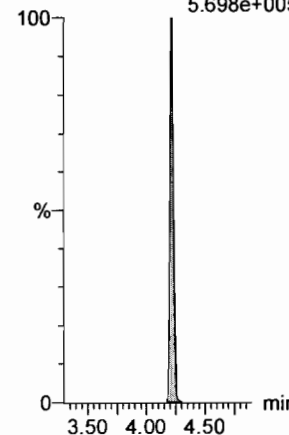
13C2-PFOA

F21:MRM of 1 channel,ES-
414.9 > 369.7
5.698e+005



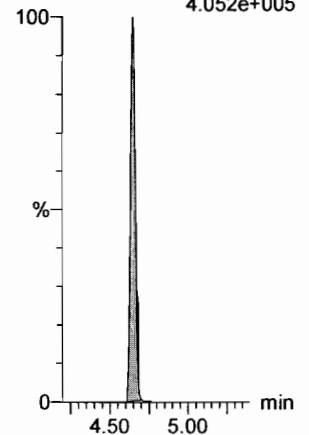
13C2-PFOA

F21:MRM of 1 channel,ES-
414.9 > 369.7
5.698e+005



13C5-PFNA

F27:MRM of 1 channel,ES-
468.2 > 422.9
4.052e+005



Dataset: F:\Projects\PFAS.PRO\Results\180221M1\180221M1-CRV.qld

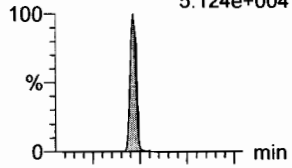
Last Altered: Thursday, February 22, 2018 10:52:55 Pacific Standard Time

Printed: Thursday, February 22, 2018 10:53:16 Pacific Standard Time

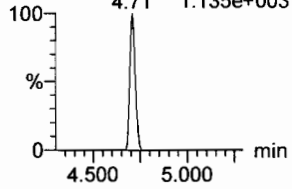
Name: 180221M1_8, Date: 21-Feb-2018, Time: 16:26:53, ID: ST180221M1-5 PFC CS2 18B0814, Description: PFC CS2 18B0814

PFOSA

F29:MRM of 4 channels,ES-
498.1 > 77.8
5.124e+004

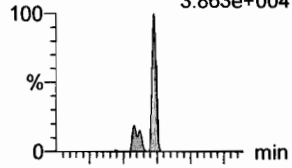


F29:MRM of 4 channels,ES-
498.1 > 478
1.135e+003

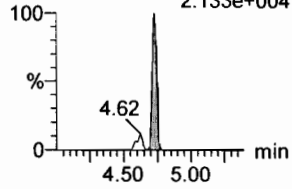


L-PFOS

F31:MRM of 2 channels,ES-
499 > 79.9
3.863e+004

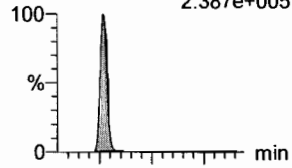


F31:MRM of 2 channels,ES-
499 > 99
2.133e+004

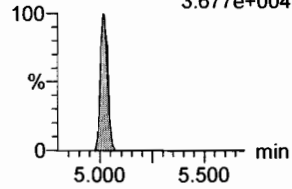


PFDA

F36:MRM of 2 channels,ES-
513 > 468.8
2.387e+005

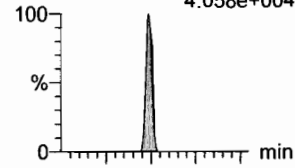


F36:MRM of 2 channels,ES-
513 > 219
3.677e+004

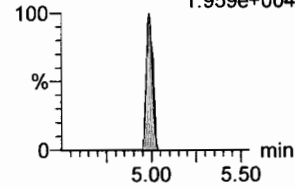


8:2 FTS

F41:MRM of 2 channels,ES-
527 > 506.9
4.058e+004

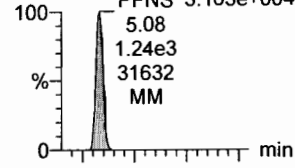


F41:MRM of 2 channels,ES-
527 > 80
1.959e+004

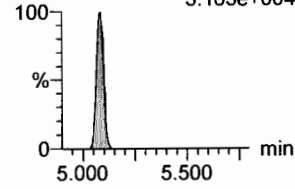


PFNS

F44:MRM of 2 channels,ES-
549.1 > 80.1
3.163e+004

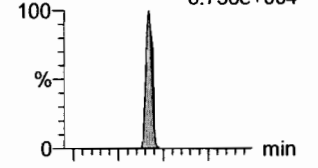


F44:MRM of 2 channels,ES-
549.1 > 80.1
3.163e+004

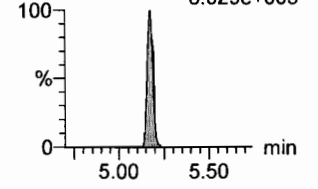


N-MeFOSAA

F47:MRM of 2 channels,ES-
570.1 > 419
8.756e+004




F47:MRM of 2 channels,ES-
570.1 > 483.0
6.029e+003



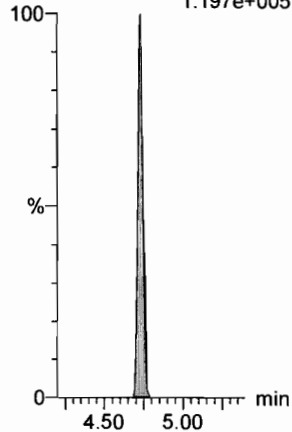
13C8-PFOA

F33:MRM of 1 channel,ES-
506.1 > 77.7
1.138e+005



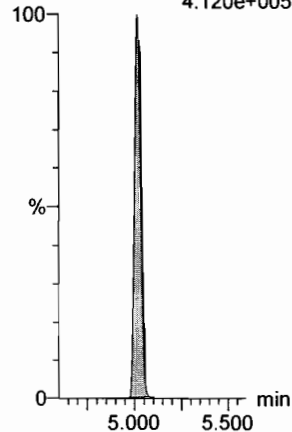
13C8-PFOS

F34:MRM of 1 channel,ES-
507.0 > 79.9
1.197e+005



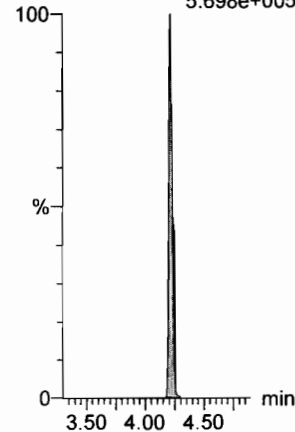
13C2-PFDA

F37:MRM of 1 channel,ES-
515.1 > 469.9
4.120e+005



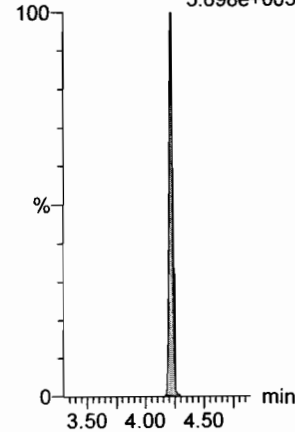
13C2-PFOA

F21:MRM of 1 channel,ES-
414.9 > 369.7
5.698e+005



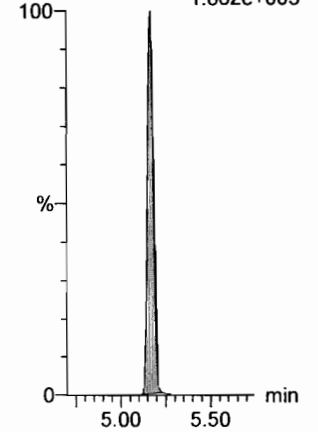
13C2-PFOA

F21:MRM of 1 channel,ES-
414.9 > 369.7
5.698e+005



d3-N-MeFOSAA

F49:MRM of 1 channel,ES-
573.3 > 419
1.862e+005

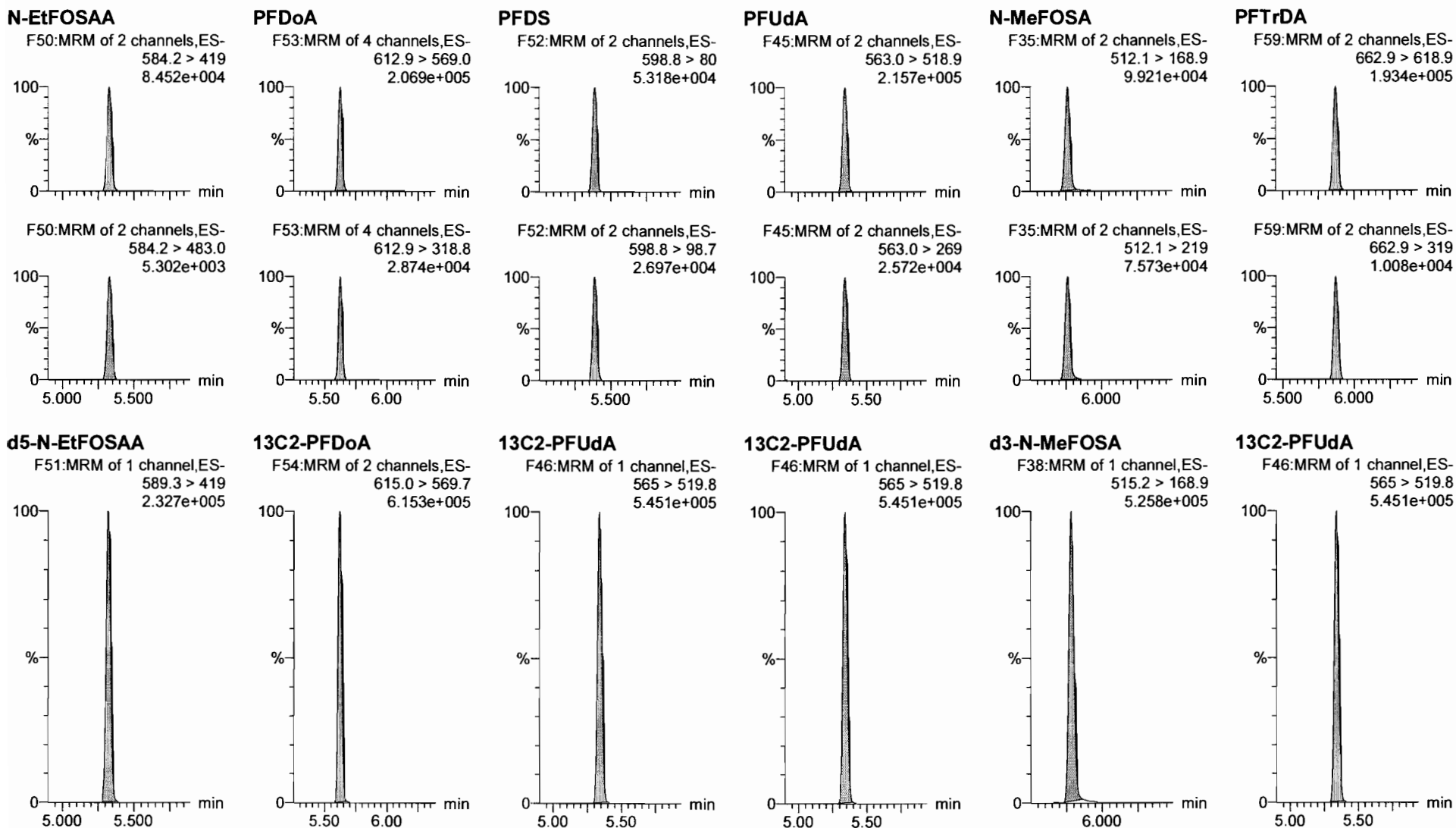


Dataset: F:\Projects\PFAS.PRO\Results\180221M1\180221M1-CRV.qld

Last Altered: Thursday, February 22, 2018 10:52:55 Pacific Standard Time

Printed: Thursday, February 22, 2018 10:53:16 Pacific Standard Time

Name: 180221M1_8, Date: 21-Feb-2018, Time: 16:26:53, ID: ST180221M1-5 PFC CS2 18B0814, Description: PFC CS2 18B0814

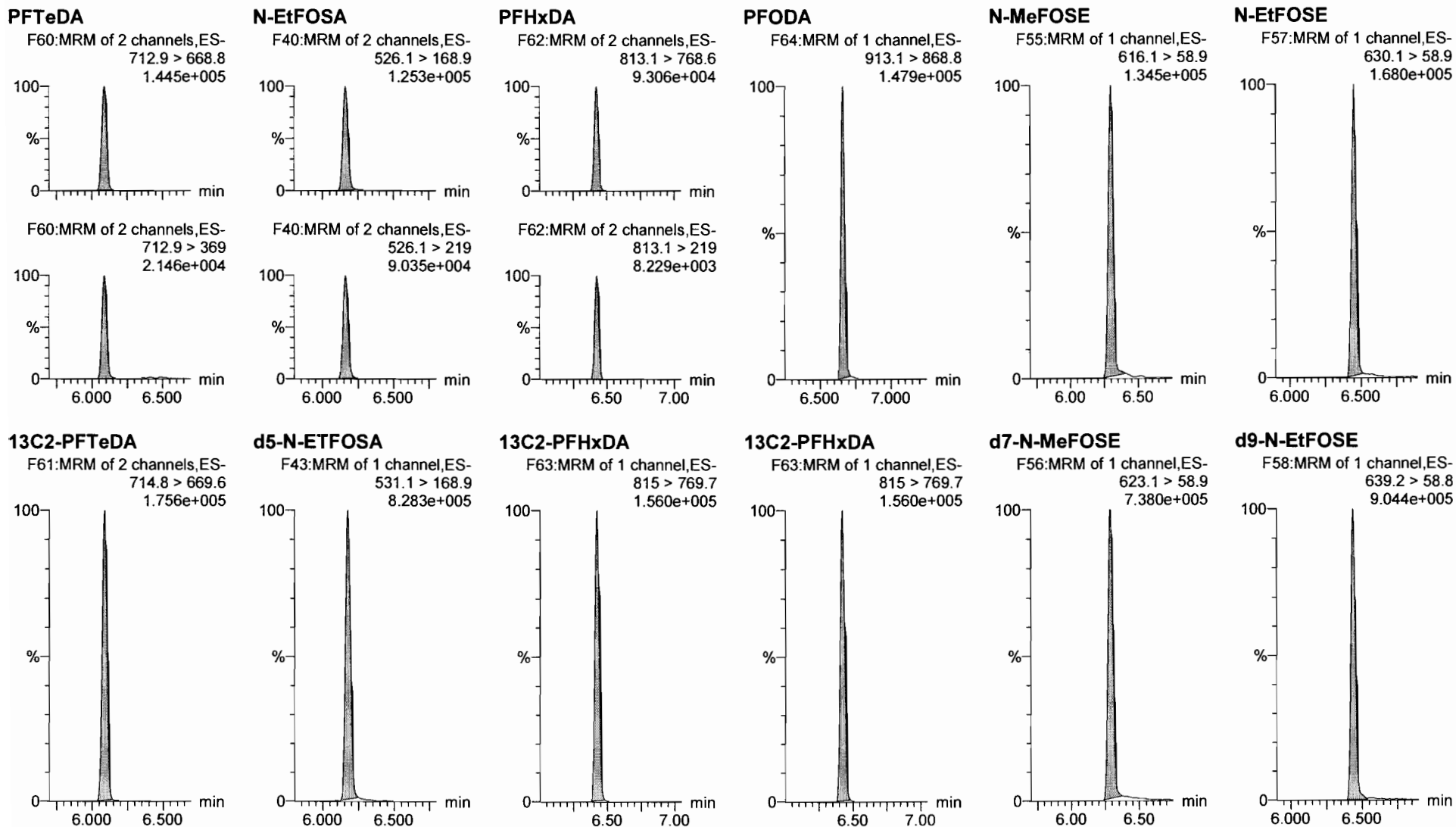


Dataset: F:\Projects\PFAS.PRO\Results\180221M1\180221M1-CRV.qld

Last Altered: Thursday, February 22, 2018 10:52:55 Pacific Standard Time

Printed: Thursday, February 22, 2018 10:53:16 Pacific Standard Time

Name: 180221M1_8, Date: 21-Feb-2018, Time: 16:26:53, ID: ST180221M1-5 PFC CS2 18B0814, Description: PFC CS2 18B0814

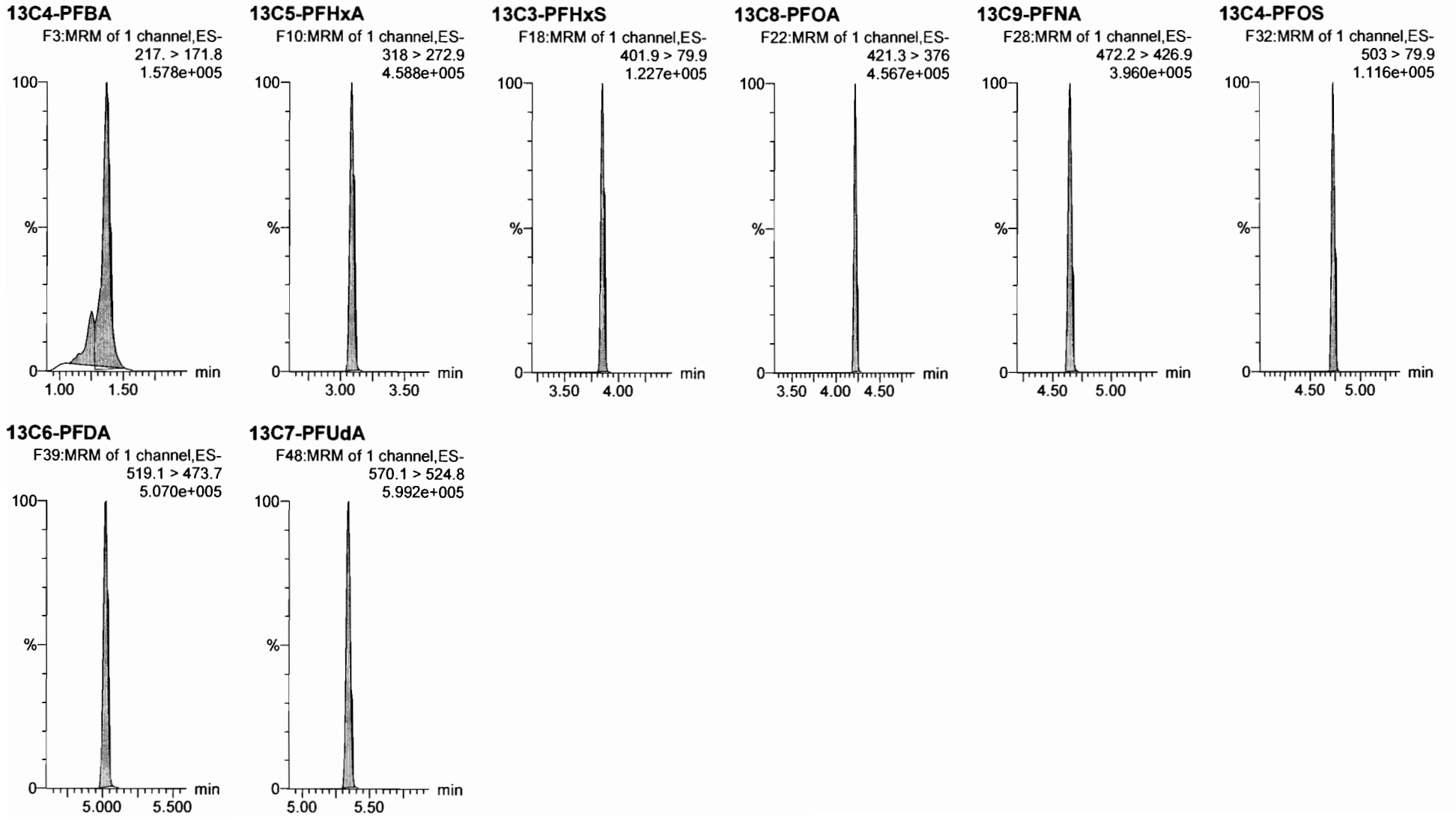


Dataset: F:\Projects\PFAS.PRO\Results\180221M1\180221M1-CRV.qld

Last Altered: Thursday, February 22, 2018 10:52:55 Pacific Standard Time

Printed: Thursday, February 22, 2018 10:53:16 Pacific Standard Time

Name: 180221M1_8, Date: 21-Feb-2018, Time: 16:26:53, ID: ST180221M1-5 PFC CS2 18B0814, Description: PFC CS2 18B0814



Dataset: F:\Projects\PFAS.PRO\Results\180221M1\180221M1-CRV.qld

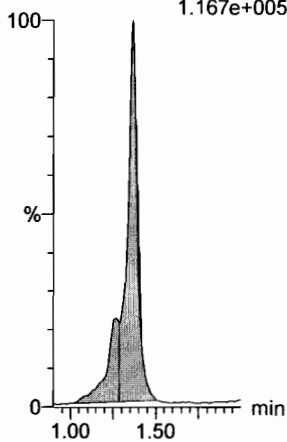
Last Altered: Thursday, February 22, 2018 10:52:55 Pacific Standard Time

Printed: Thursday, February 22, 2018 10:53:16 Pacific Standard Time

Name: 180221M1_9, Date: 21-Feb-2018, Time: 16:38:20, ID: ST180221M1-6 PFC CS3 18B0815, Description: PFC CS3 18B0815

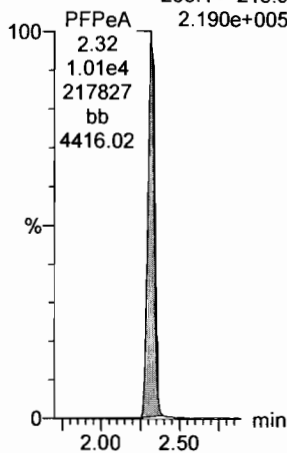
PFBA

F1:MRM of 1 channel,ES-
213.0 > 168.8
1.167e+005



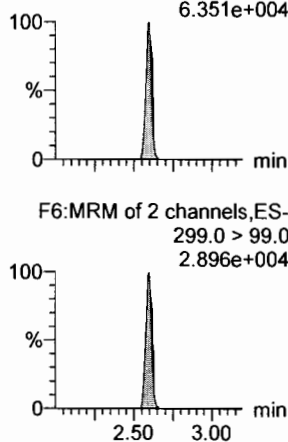
PFPeA

F4:MRM of 1 channel,ES-
263.1 > 218.9
2.190e+005



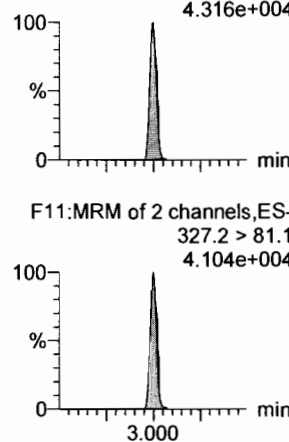
PFBS

F6:MRM of 2 channels,ES-
299.0 > 79.7
6.351e+004



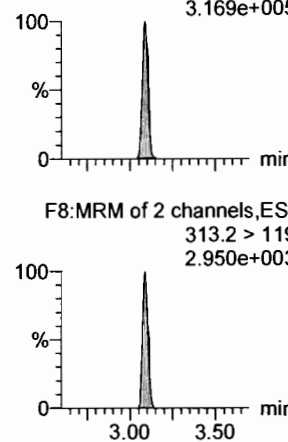
4:2 FTS

F11:MRM of 2 channels,ES-
327.2 > 307.2
4.316e+004



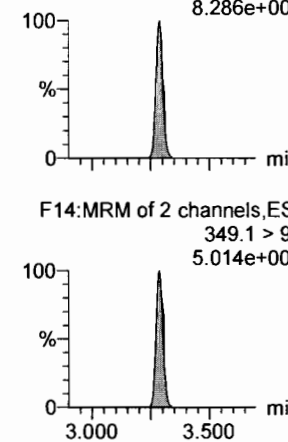
PFHxA

F8:MRM of 2 channels,ES-
313.2 > 268.9
3.169e+005



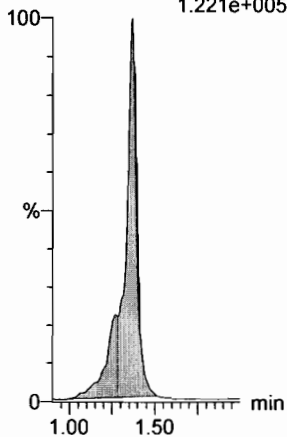
PFPeS

F14:MRM of 2 channels,ES-
349.1 > 80.1
8.286e+004



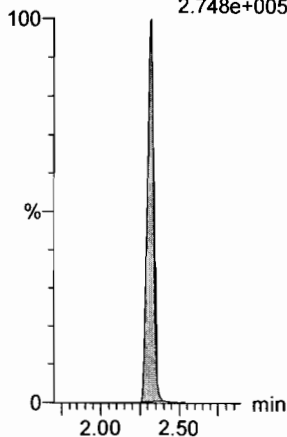
13C3-PFBA

F2:MRM of 1 channel,ES-
216.1 > 171.8
1.221e+005



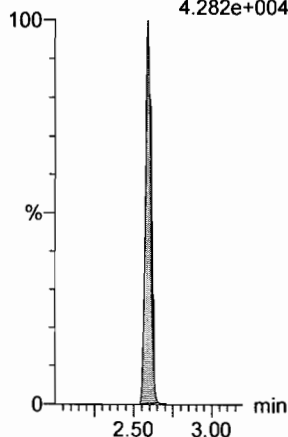
13C3-PFPeA

F5:MRM of 1 channel,ES-
266. > 221.8
2.748e+005



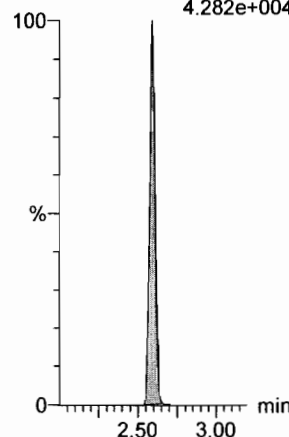
13C3-PFBS

F7:MRM of 1 channel,ES-
302. > 98.8
4.282e+004



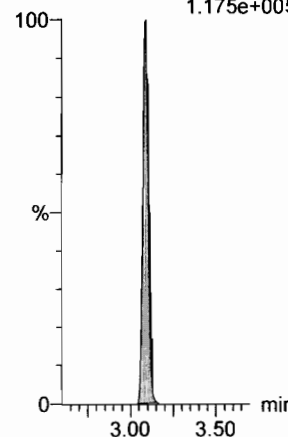
13C3-PFBS

F7:MRM of 1 channel,ES-
302. > 98.8
4.282e+004



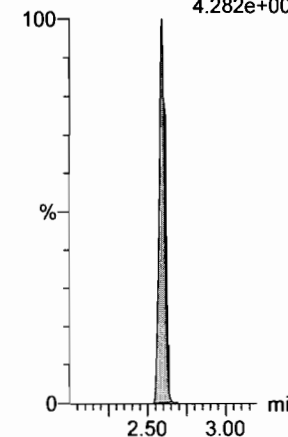
13C2-PFHxA

F9:MRM of 1 channel,ES-
315 > 269.8
1.175e+005



13C3-PFBS

F7:MRM of 1 channel,ES-
302. > 98.8
4.282e+004



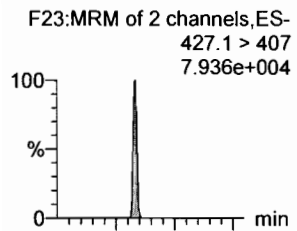
Dataset: F:\Projects\PFAS.PRO\Results\180221M1\180221M1-CRV.qld

Last Altered: Thursday, February 22, 2018 10:52:55 Pacific Standard Time

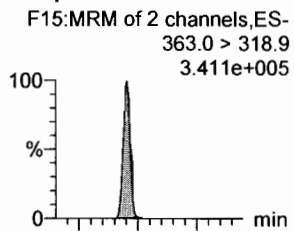
Printed: Thursday, February 22, 2018 10:53:16 Pacific Standard Time

Name: 180221M1_9, Date: 21-Feb-2018, Time: 16:38:20, ID: ST180221M1-6 PFC CS3 18B0815, Description: PFC CS3 18B0815

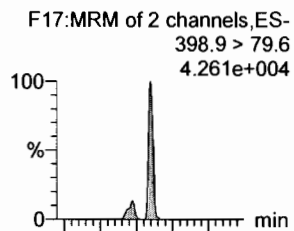
6:2 FTS




PFHpA



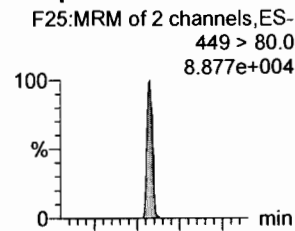
L-PFHxS



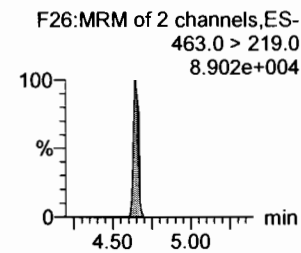
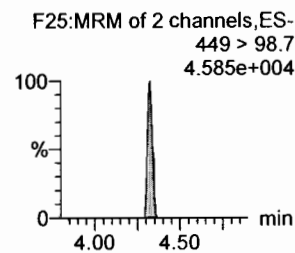
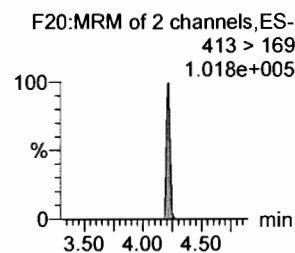
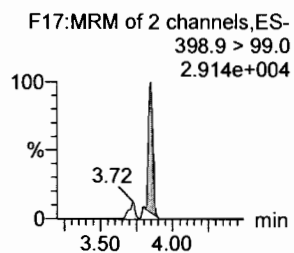
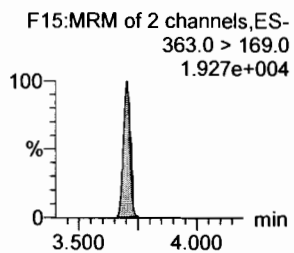
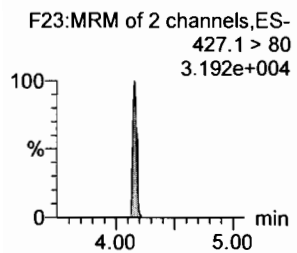
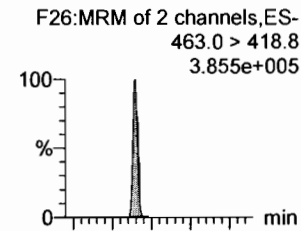
L-PFOA



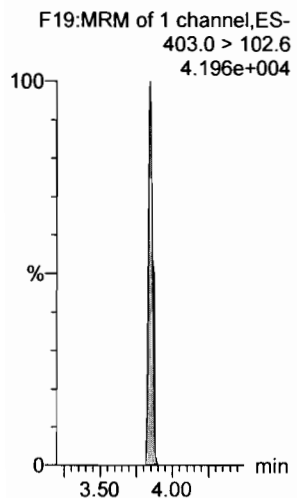
PFHpS



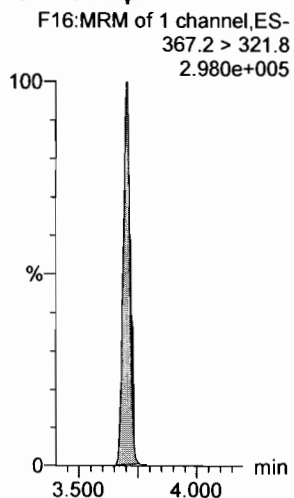
PFNA



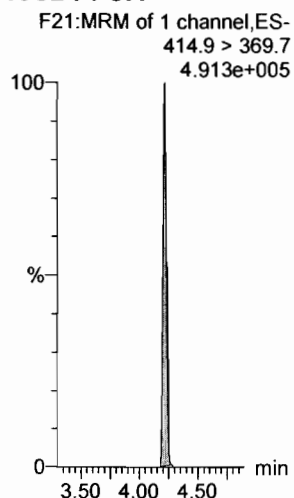
1802-PFHxS



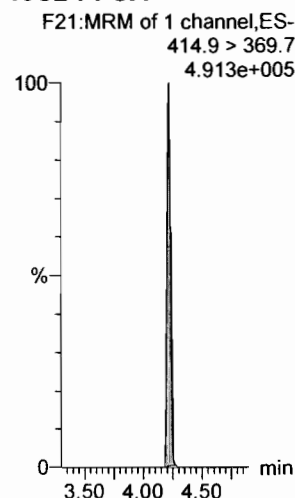
13C4-PFHpA



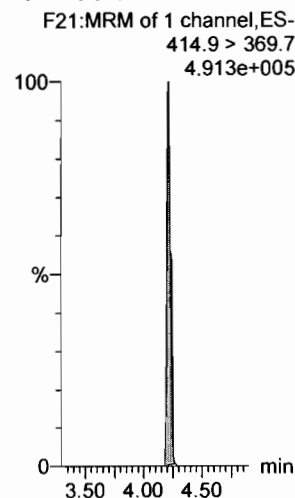
13C2-PFOA



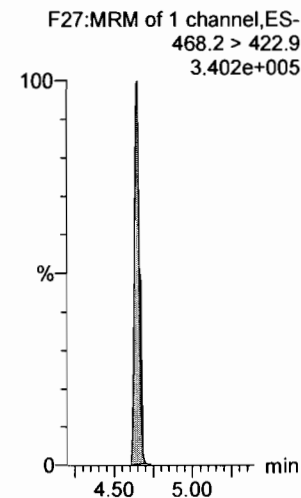
13C2-PFOA



13C2-PFOA



13C5-PFNA



Dataset: F:\Projects\PFAS.PRO\Results\180221M1\180221M1-CRV.qld

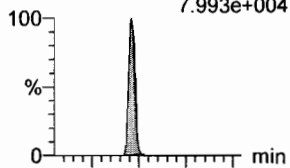
Last Altered: Thursday, February 22, 2018 10:52:55 Pacific Standard Time

Printed: Thursday, February 22, 2018 10:53:16 Pacific Standard Time

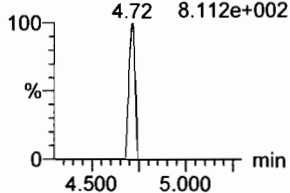
Name: 180221M1_9, Date: 21-Feb-2018, Time: 16:38:20, ID: ST180221M1-6 PFC CS3 18B0815, Description: PFC CS3 18B0815

PFOSA

F29:MRM of 4 channels,ES-
498.1 > 77.8
7.993e+004

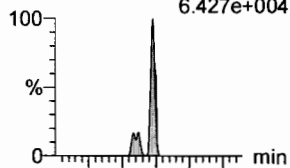


F29:MRM of 4 channels,ES-
498.1 > 478
8.112e+002

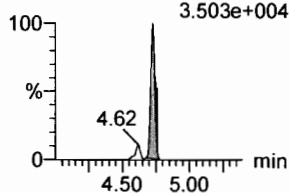


L-PFOS

F31:MRM of 2 channels,ES-
499 > 79.9
6.427e+004

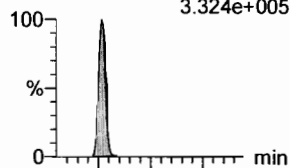


F31:MRM of 2 channels,ES-
499 > 99
3.503e+004

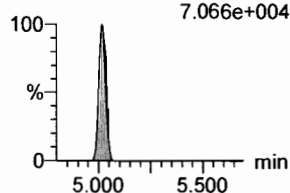


PFDA

F36:MRM of 2 channels,ES-
513 > 468.8
3.324e+005




F36:MRM of 2 channels,ES-
513 > 219
7.066e+004

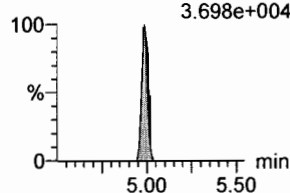


8:2 FTS

F41:MRM of 2 channels,ES-
527 > 506.9
7.556e+004

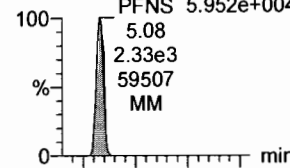


F41:MRM of 2 channels,ES-
527 > 80
3.698e+004

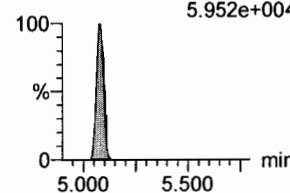


PFNS

F44:MRM of 2 channels,ES-
549.1 > 80.1
5.952e+004

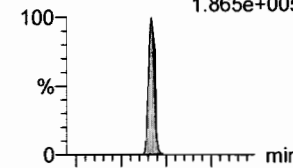


F44:MRM of 2 channels,ES-
549.1 > 80.1
5.952e+004

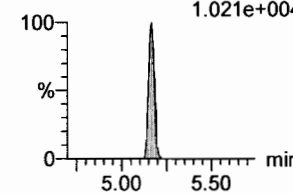


N-MeFOSAA

F47:MRM of 2 channels,ES-
570.1 > 419
1.865e+005

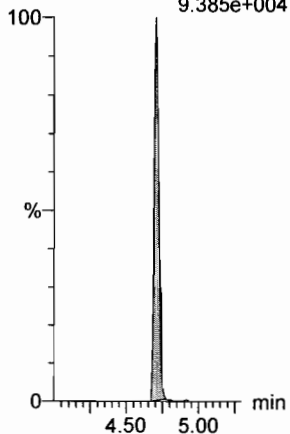


F47:MRM of 2 channels,ES-
570.1 > 483.0
1.021e+004



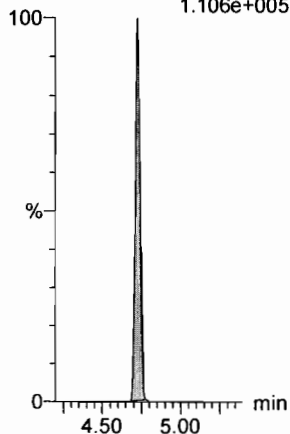
13C8-PFOA

F33:MRM of 1 channel,ES-
506.1 > 77.7
9.385e+004



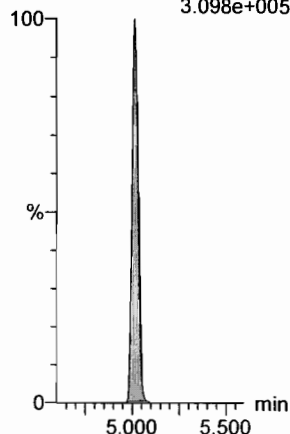
13C8-PFOS

F34:MRM of 1 channel,ES-
507.0 > 79.9
1.106e+005



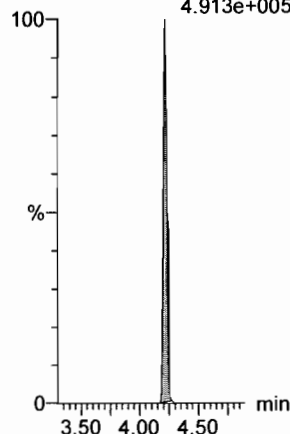
13C2-PFDA

F37:MRM of 1 channel,ES-
515.1 > 469.9
3.098e+005



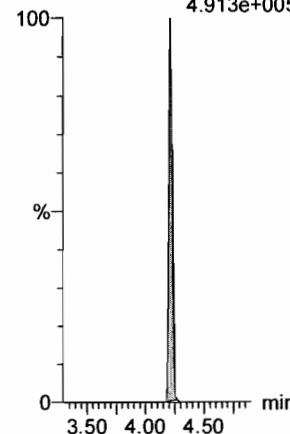
13C2-PFOA

F21:MRM of 1 channel,ES-
414.9 > 369.7
4.913e+005



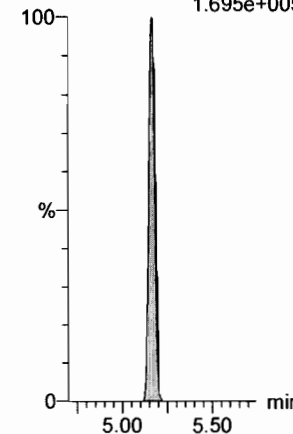
13C2-PFOA

F21:MRM of 1 channel,ES-
414.9 > 369.7
4.913e+005



d3-N-MeFOSAA

F49:MRM of 1 channel,ES-
573.3 > 419
1.695e+005

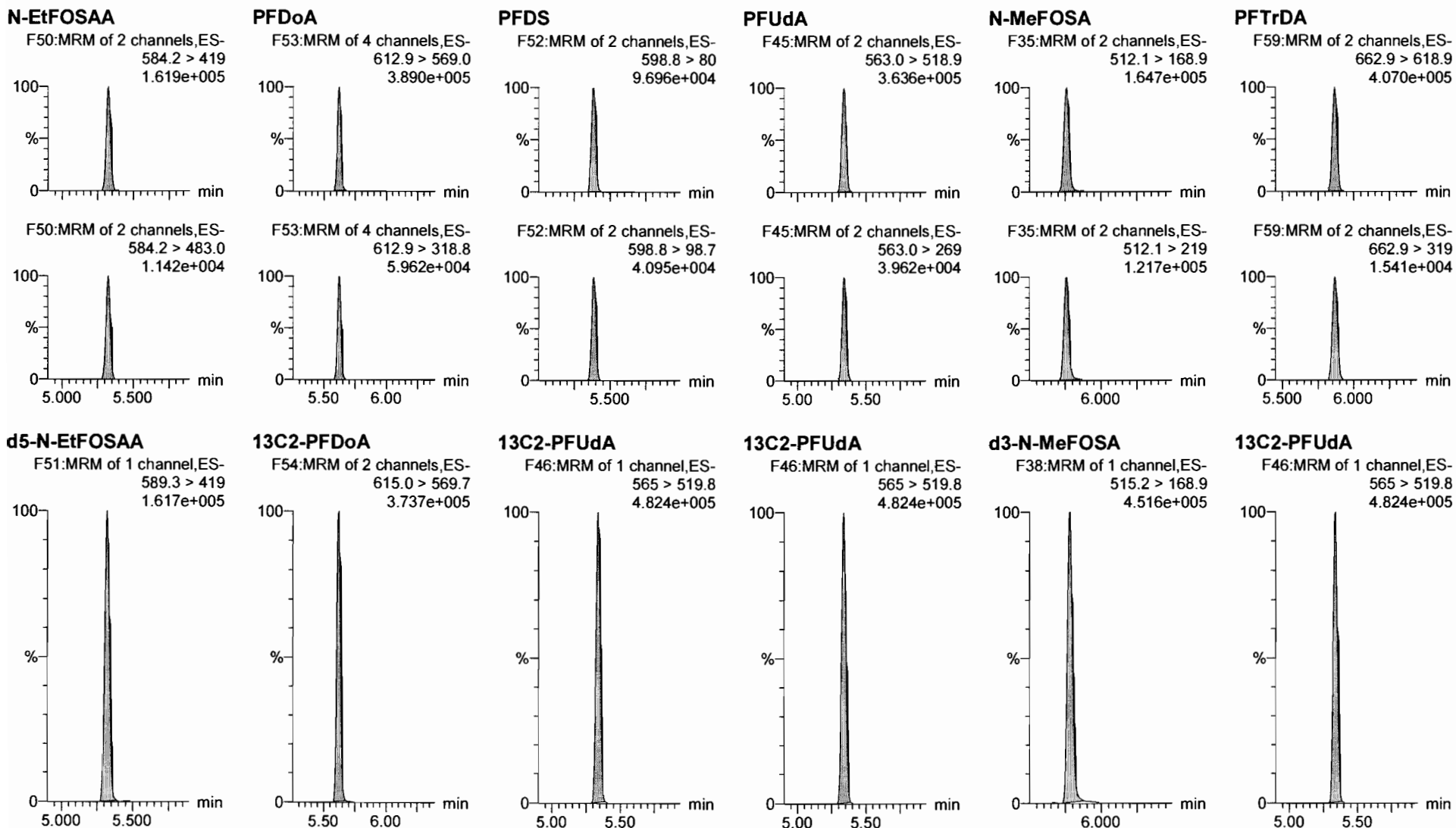


Dataset: F:\Projects\PFAS.PRO\Results\180221M1\180221M1-CRV.qld

Last Altered: Thursday, February 22, 2018 10:52:55 Pacific Standard Time

Printed: Thursday, February 22, 2018 10:53:16 Pacific Standard Time

Name: 180221M1_9, Date: 21-Feb-2018, Time: 16:38:20, ID: ST180221M1-6 PFC CS3 18B0815, Description: PFC CS3 18B0815



Dataset: F:\Projects\PFAS.PRO\Results\180221M1\180221M1-CRV.qld

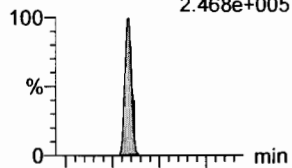
Last Altered: Thursday, February 22, 2018 10:52:55 Pacific Standard Time

Printed: Thursday, February 22, 2018 10:53:16 Pacific Standard Time

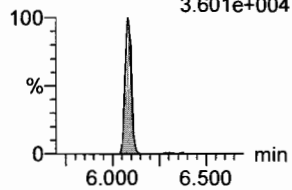
Name: 180221M1_9, Date: 21-Feb-2018, Time: 16:38:20, ID: ST180221M1-6 PFC CS3 18B0815, Description: PFC CS3 18B0815

PFTeDA

F60:MRM of 2 channels,ES-
712.9 > 668.8
2.468e+005

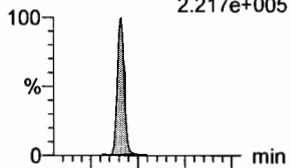


F60:MRM of 2 channels,ES-
712.9 > 369
3.601e+004

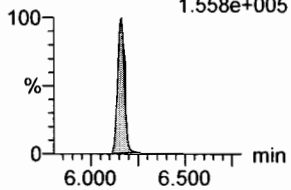


N-EtFOSEA

F40:MRM of 2 channels,ES-
526.1 > 168.9
2.217e+005

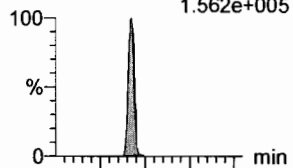


F40:MRM of 2 channels,ES-
526.1 > 219
1.558e+005

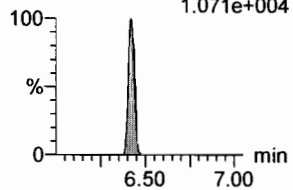


PFHxDA

F62:MRM of 2 channels,ES-
813.1 > 768.6
1.562e+005

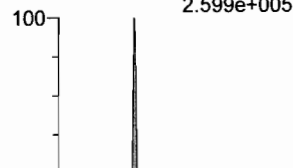


F62:MRM of 2 channels,ES-
813.1 > 219
1.071e+004

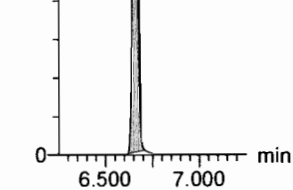


PFODA

F64:MRM of 1 channel,ES-
913.1 > 868.8
2.599e+005

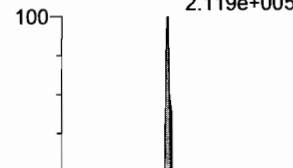


F64:MRM of 1 channel,ES-
913.1 > 868.8
2.599e+005

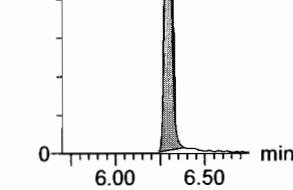


N-MeFOSE

F55:MRM of 1 channel,ES-
616.1 > 58.9
2.119e+005




F55:MRM of 1 channel,ES-
616.1 > 58.9
2.119e+005

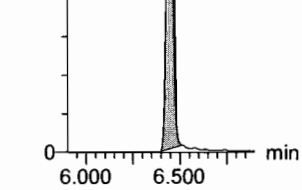


N-EtFOSE

F57:MRM of 1 channel,ES-
630.1 > 58.9
2.559e+005




F57:MRM of 1 channel,ES-
630.1 > 58.9
2.559e+005

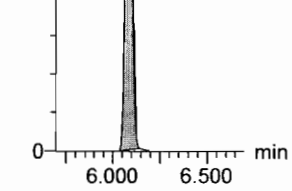


13C2-PFTeDA

F61:MRM of 2 channels,ES-
714.8 > 669.6
1.264e+005




F61:MRM of 2 channels,ES-
714.8 > 669.6
1.264e+005

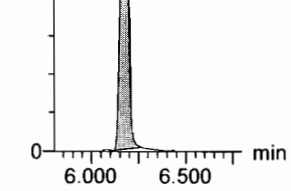


d5-N-ETFOSEA

F43:MRM of 1 channel,ES-
531.1 > 168.9
6.851e+005



F43:MRM of 1 channel,ES-
531.1 > 168.9
6.851e+005

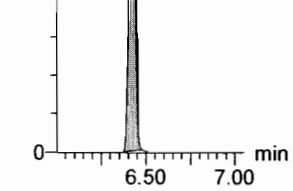


13C2-PFHxDA

F63:MRM of 1 channel,ES-
815 > 769.7
1.324e+005

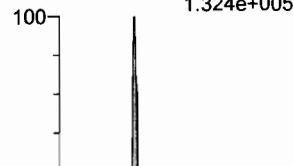


F63:MRM of 1 channel,ES-
815 > 769.7
1.324e+005

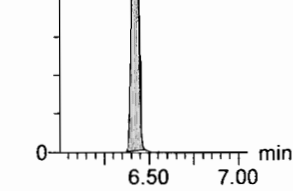


13C2-PFHxDA

F63:MRM of 1 channel,ES-
815 > 769.7
1.324e+005

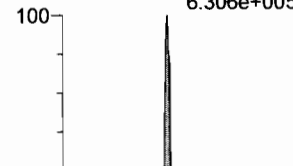


F63:MRM of 1 channel,ES-
815 > 769.7
1.324e+005

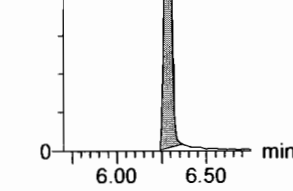


d7-N-MeFOSE

F56:MRM of 1 channel,ES-
623.1 > 58.9
6.306e+005




F56:MRM of 1 channel,ES-
623.1 > 58.9
6.306e+005

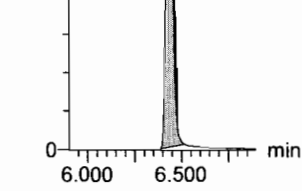


d9-N-EtFOSE

F58:MRM of 1 channel,ES-
639.2 > 58.8
5.294e+005



F58:MRM of 1 channel,ES-
639.2 > 58.8
5.294e+005



Dataset: F:\Projects\PFAS.PRO\Results\180221M1\180221M1-CRV.qld

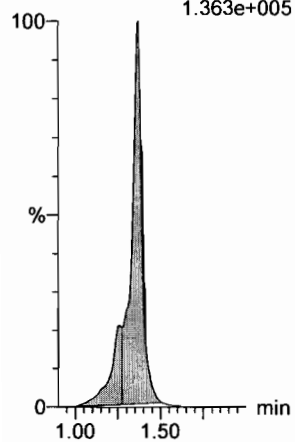
Last Altered: Thursday, February 22, 2018 10:52:55 Pacific Standard Time

Printed: Thursday, February 22, 2018 10:53:16 Pacific Standard Time

Name: 180221M1_9, Date: 21-Feb-2018, Time: 16:38:20, ID: ST180221M1-6 PFC CS3 18B0815, Description: PFC CS3 18B0815

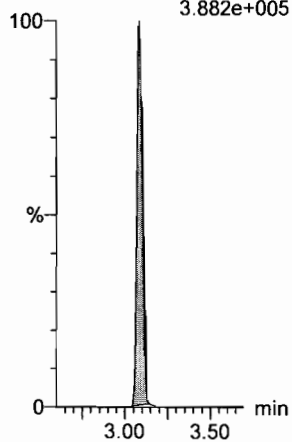
13C4-PFBA

F3:MRM of 1 channel,ES-
217. > 171.8
1.363e+005




13C5-PFHxA

F10:MRM of 1 channel,ES-
318 > 272.9
3.882e+005



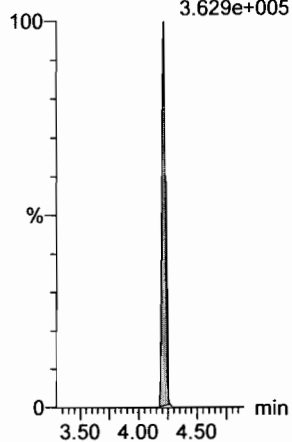
13C3-PFHxS

F18:MRM of 1 channel,ES-
401.9 > 79.9
1.058e+005



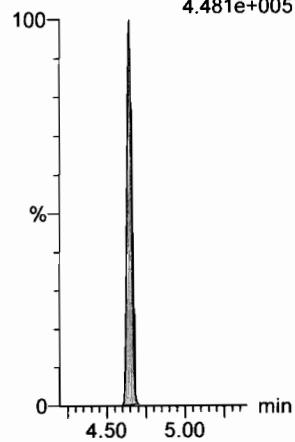
13C8-PFOA

F22:MRM of 1 channel,ES-
421.3 > 376
3.629e+005



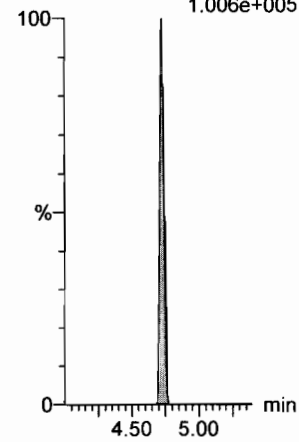
13C9-PFNA

F28:MRM of 1 channel,ES-
472.2 > 426.9
4.481e+005



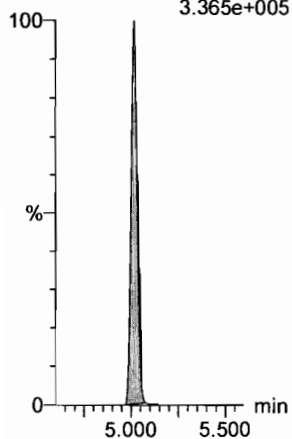
13C4-PFOS

F32:MRM of 1 channel,ES-
503 > 79.9
1.006e+005



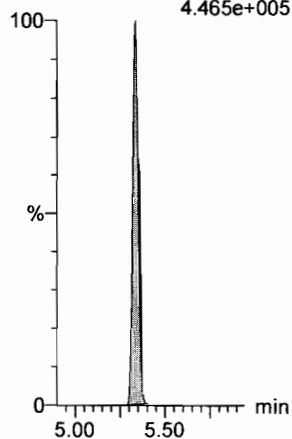
13C6-PFDA

F39:MRM of 1 channel,ES-
519.1 > 473.7
3.365e+005



13C7-PFUdA

F48:MRM of 1 channel,ES-
570.1 > 524.8
4.465e+005

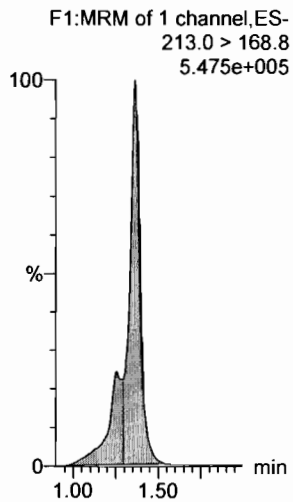


Dataset: F:\Projects\PFAS.PRO\Results\180221M1\180221M1-CRV.qld

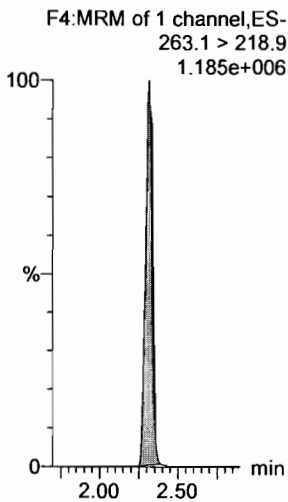
Last Altered: Thursday, February 22, 2018 10:52:55 Pacific Standard Time
Printed: Thursday, February 22, 2018 10:53:16 Pacific Standard Time

Name: 180221M1_10, Date: 21-Feb-2018, Time: 16:49:50, ID: ST180221M1-7 PFC CS4 18B0816, Description: PFC CS4 18B0816

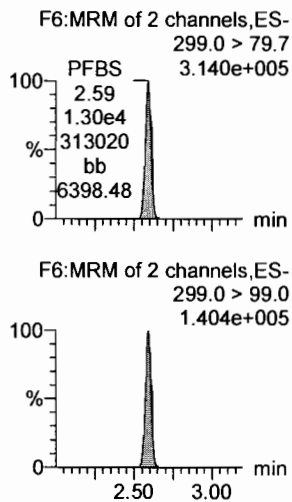
PFBA



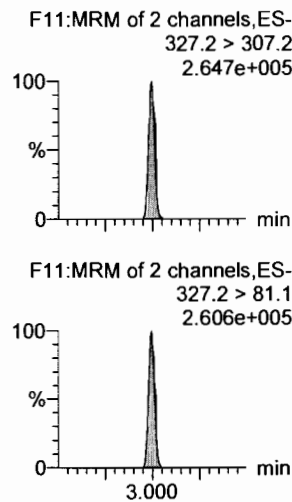
PFPeA



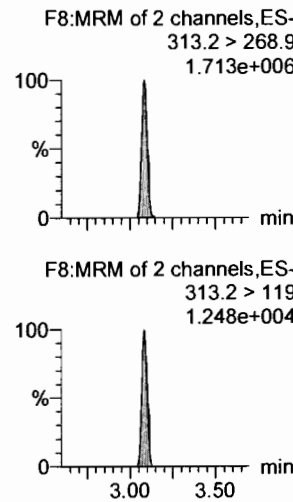
PFBS



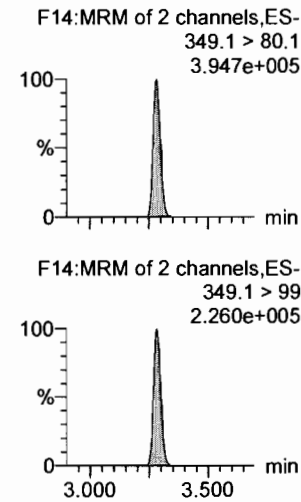
4:2 FTS



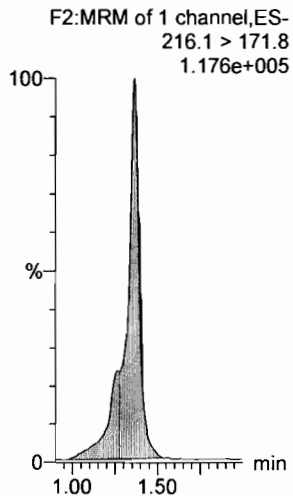
PFHxA



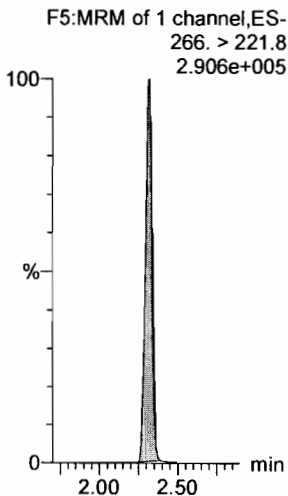
PFPeS



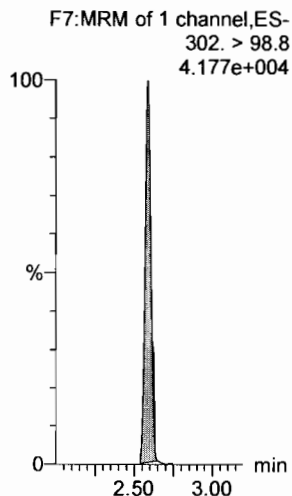
13C3-PFBA



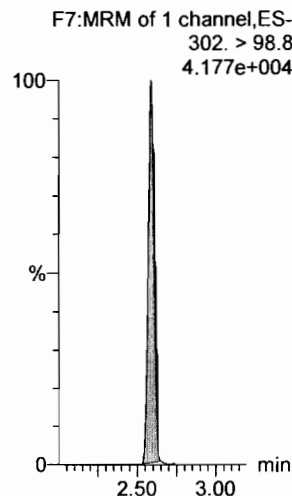
13C3-PFPeA



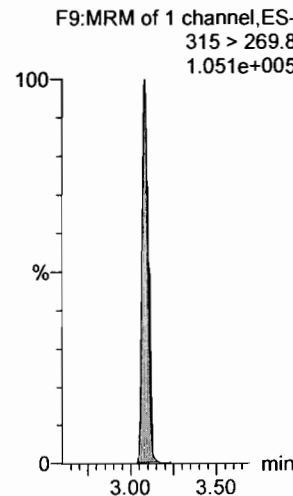
13C3-PFBS



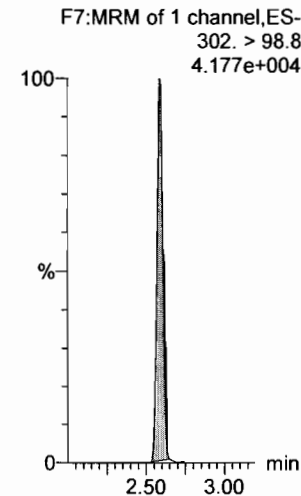
13C3-PFBS



13C2-PFHxA



13C3-PFBS



Dataset: F:\Projects\PFAS.PRO\Results\180221M1\180221M1-CRV.qld

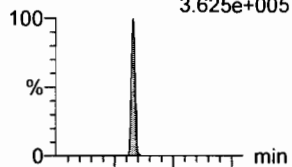
Last Altered: Thursday, February 22, 2018 10:52:55 Pacific Standard Time

Printed: Thursday, February 22, 2018 10:53:16 Pacific Standard Time

Name: 180221M1_10, Date: 21-Feb-2018, Time: 16:49:50, ID: ST180221M1-7 PFC CS4 18B0816, Description: PFC CS4 18B0816

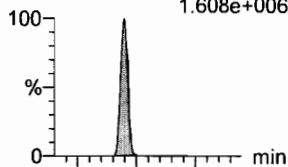
6:2 FTS

F23:MRM of 2 channels,ES-
427.1 > 407
3.625e+005



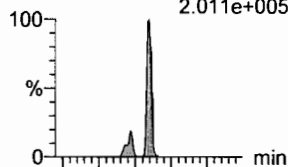
PFHpA

F15:MRM of 2 channels,ES-
363.0 > 318.9
1.608e+006



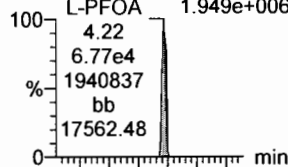
L-PFHxS

F17:MRM of 2 channels,ES-
398.9 > 79.6
2.011e+005



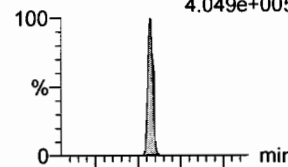
L-PFOA

F20:MRM of 2 channels,ES-
413 > 368.7
1.949e+006



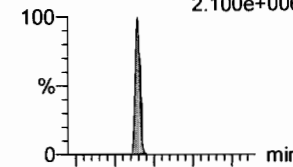
PFHpS

F25:MRM of 2 channels,ES-
449 > 80.0
4.049e+005

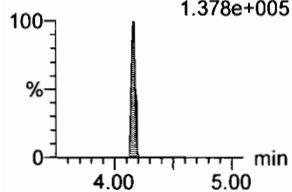


PFNA

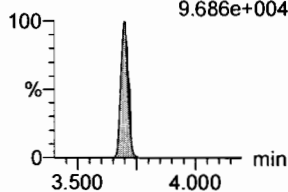
F26:MRM of 2 channels,ES-
463.0 > 418.8
2.100e+006



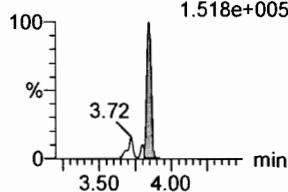
F23:MRM of 2 channels,ES-
427.1 > 80
1.378e+005



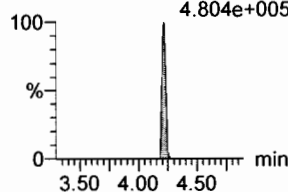
F15:MRM of 2 channels,ES-
363.0 > 169.0
9.686e+004



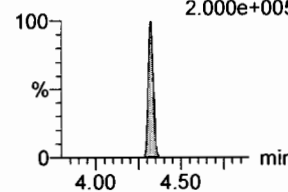
F17:MRM of 2 channels,ES-
398.9 > 99.0
1.518e+005



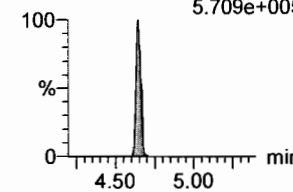
F20:MRM of 2 channels,ES-
413 > 169
4.804e+005



F25:MRM of 2 channels,ES-
449 > 98.7
2.000e+005

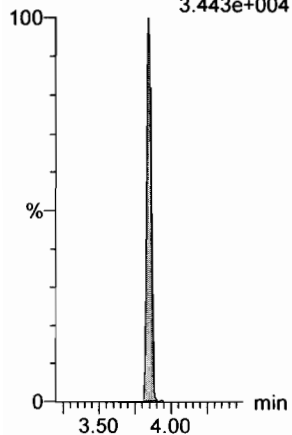


F26:MRM of 2 channels,ES-
463.0 > 219.0
5.709e+005



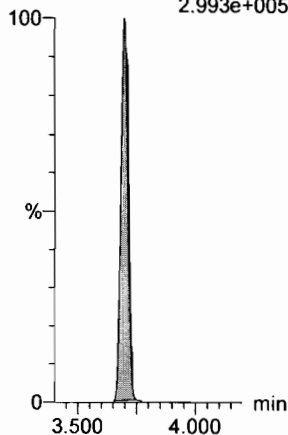
1802-PFHxS

F19:MRM of 1 channel,ES-
403.0 > 102.6
3.443e+004



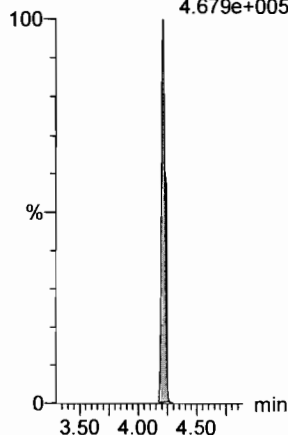
13C4-PFHpA

F16:MRM of 1 channel,ES-
367.2 > 321.8
2.993e+005



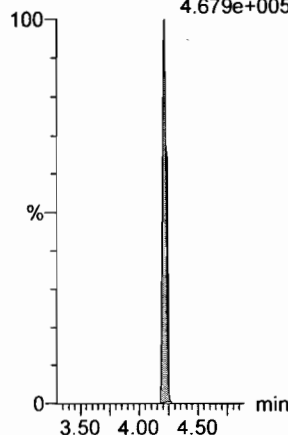
13C2-PFOA

F21:MRM of 1 channel,ES-
414.9 > 369.7
4.679e+005



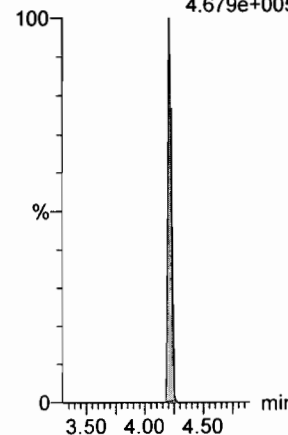
13C2-PFOA

F21:MRM of 1 channel,ES-
414.9 > 369.7
4.679e+005



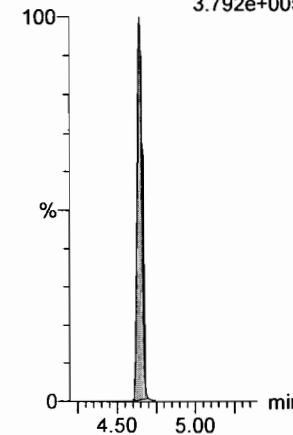
13C2-PFOA

F21:MRM of 1 channel,ES-
414.9 > 369.7
4.679e+005



13C5-PFNA

F27:MRM of 1 channel,ES-
468.2 > 422.9
3.792e+005



Dataset: F:\Projects\PFAS.PRO\Results\180221M1\180221M1-CRV.qld

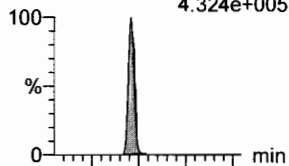
Last Altered: Thursday, February 22, 2018 10:52:55 Pacific Standard Time

Printed: Thursday, February 22, 2018 10:53:16 Pacific Standard Time

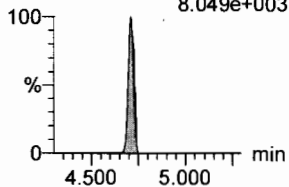
Name: 180221M1_10, Date: 21-Feb-2018, Time: 16:49:50, ID: ST180221M1-7 PFC CS4 18B0816, Description: PFC CS4 18B0816

PFOSA

F29:MRM of 4 channels,ES-
498.1 > 77.8
4.324e+005

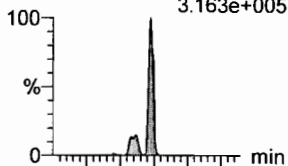


F29:MRM of 4 channels,ES-
498.1 > 478
8.049e+003

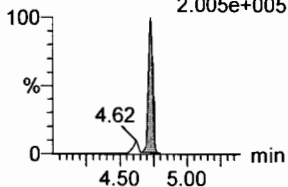


L-PFOS

F31:MRM of 2 channels,ES-
499 > 79.9
3.163e+005




F31:MRM of 2 channels,ES-
499 > 99
2.005e+005

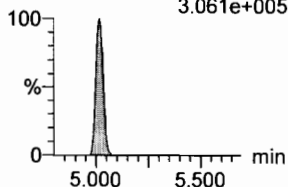


PFDA

F36:MRM of 2 channels,ES-
513 > 468.8
1.594e+006




F36:MRM of 2 channels,ES-
513 > 219
3.061e+005

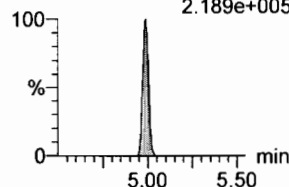


8:2 FTS

F41:MRM of 2 channels,ES-
527 > 506.9
4.191e+005

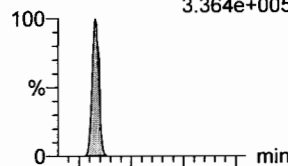


F41:MRM of 2 channels,ES-
527 > 80
2.189e+005

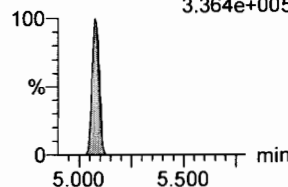


PFNS

F44:MRM of 2 channels,ES-
549.1 > 80.1
3.364e+005

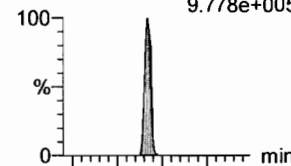


F44:MRM of 2 channels,ES-
549.1 > 80.1
3.364e+005

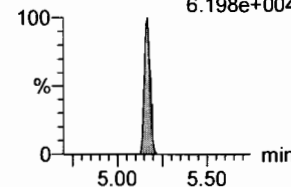


N-MeFOSAA

F47:MRM of 2 channels,ES-
570.1 > 419
9.778e+005




F47:MRM of 2 channels,ES-
570.1 > 483.0
6.198e+004



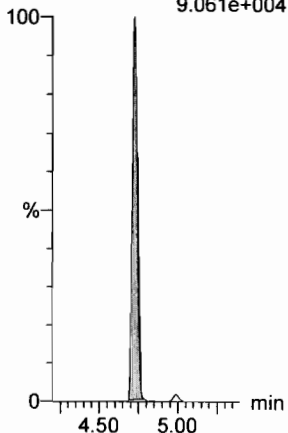
13C8-PFOSA

F33:MRM of 1 channel,ES-
506.1 > 77.7
1.114e+005



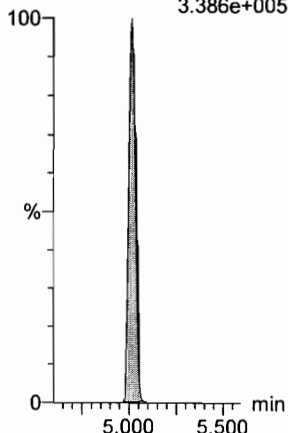
13C8-PFOS

F34:MRM of 1 channel,ES-
507.0 > 79.9
9.061e+004



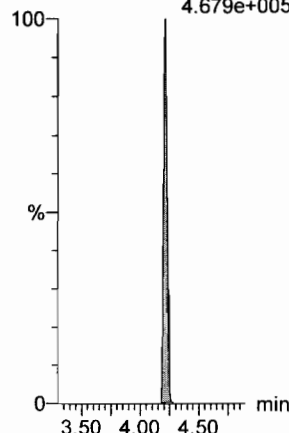
13C2-PFDA

F37:MRM of 1 channel,ES-
515.1 > 469.9
3.386e+005



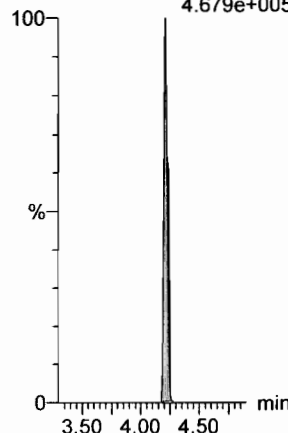
13C2-PFOA

F21:MRM of 1 channel,ES-
414.9 > 369.7
4.679e+005



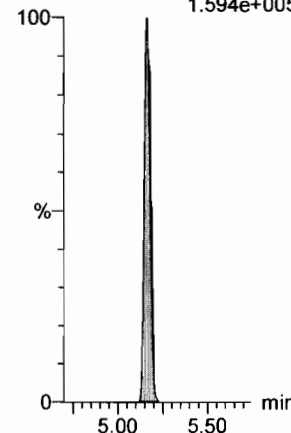
13C2-PFOA

F21:MRM of 1 channel,ES-
414.9 > 369.7
4.679e+005



d3-N-MeFOSAA

F49:MRM of 1 channel,ES-
573.3 > 419
1.594e+005



Dataset: F:\Projects\PFAS.PRO\Results\180221M1\180221M1-CRV.qld


Last Altered: Thursday, February 22, 2018 10:52:55 Pacific Standard Time

Printed: Thursday, February 22, 2018 10:53:16 Pacific Standard Time

Name: 180221M1_10, Date: 21-Feb-2018, Time: 16:49:50, ID: ST180221M1-7 PFC CS4 18B0816, Description: PFC CS4 18B0816

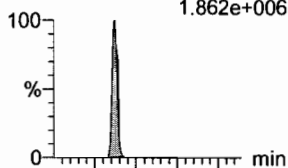
N-EtFOSAA

F50:MRM of 2 channels,ES-
584.2 > 419
6.946e+005



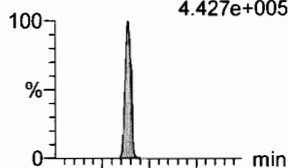
PFDoA

F53:MRM of 4 channels,ES-
612.9 > 569.0
1.862e+006



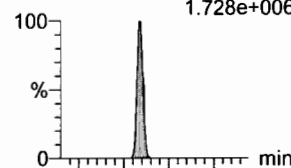
PFDS

F52:MRM of 2 channels,ES-
598.8 > 80
4.427e+005



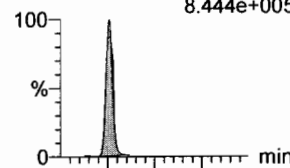
PFUdA

F45:MRM of 2 channels,ES-
563.0 > 518.9
1.728e+006



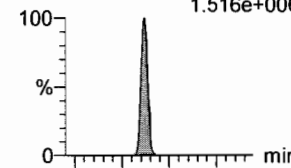
N-MeFOSA

F35:MRM of 2 channels,ES-
512.1 > 168.9
8.444e+005

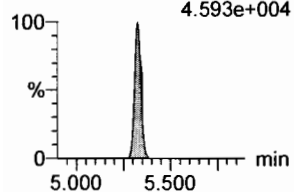


PFTrDA

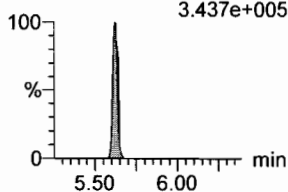
F59:MRM of 2 channels,ES-
662.9 > 618.9
1.516e+006



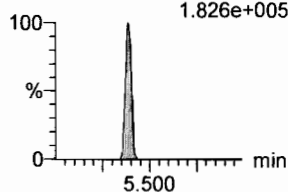
F50:MRM of 2 channels,ES-
584.2 > 483.0
4.593e+004



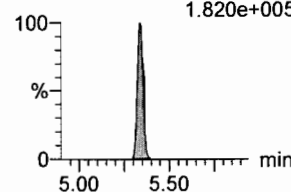
F53:MRM of 4 channels,ES-
612.9 > 318.8
3.437e+005



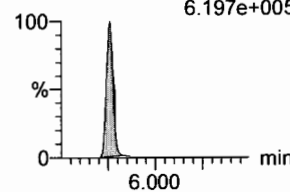
F52:MRM of 2 channels,ES-
598.8 > 98.7
1.826e+005



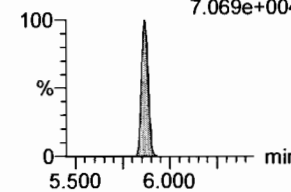
F45:MRM of 2 channels,ES-
563.0 > 269
1.820e+005



F35:MRM of 2 channels,ES-
512.1 > 219
6.197e+005

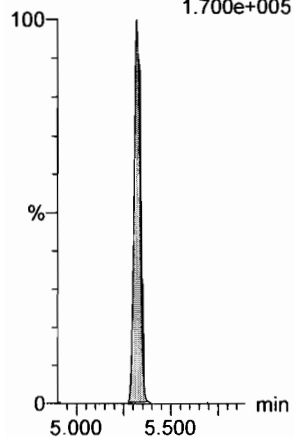


F59:MRM of 2 channels,ES-
662.9 > 319
7.069e+004



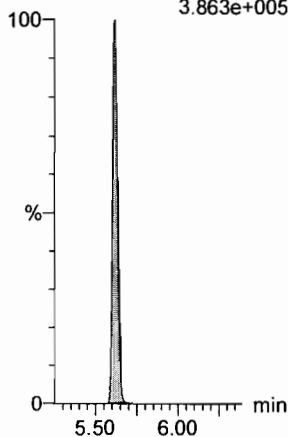
d5-N-EtFOSAA

F51:MRM of 1 channel,ES-
589.3 > 419
1.700e+005



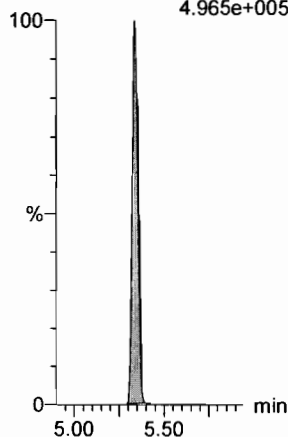
13C2-PFDoA

F54:MRM of 2 channels,ES-
615.0 > 569.7
3.863e+005



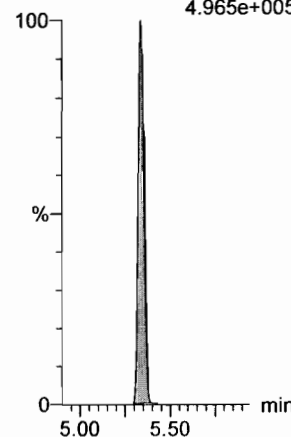
13C2-PFUdA

F46:MRM of 1 channel,ES-
565 > 519.8
4.965e+005



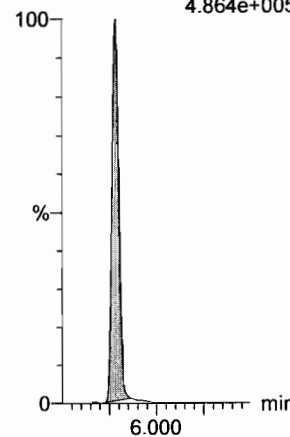
13C2-PFUdA

F46:MRM of 1 channel,ES-
565 > 519.8
4.965e+005



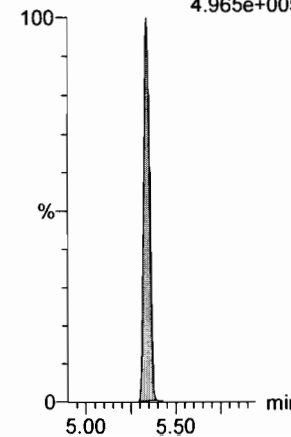
d3-N-MeFOSA

F38:MRM of 1 channel,ES-
515.2 > 168.9
4.864e+005



13C2-PFUdA

F46:MRM of 1 channel,ES-
565 > 519.8
4.965e+005



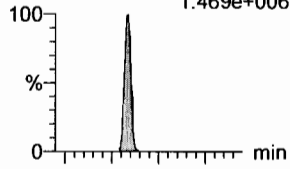
Dataset: F:\Projects\PFAS.PRO\Results\180221M1\180221M1-CRV.qld

Last Altered: Thursday, February 22, 2018 10:52:55 Pacific Standard Time
Printed: Thursday, February 22, 2018 10:53:16 Pacific Standard Time

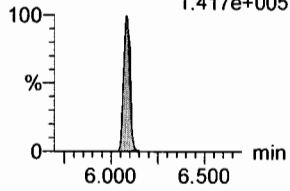
Name: 180221M1_10, Date: 21-Feb-2018, Time: 16:49:50, ID: ST180221M1-7 PFC CS4 18B0816, Description: PFC CS4 18B0816

PFTeDA

F60:MRM of 2 channels,ES-
712.9 > 668.8
1.469e+006

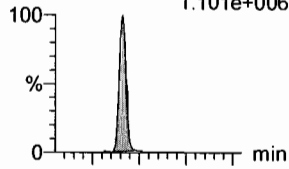


F60:MRM of 2 channels,ES-
712.9 > 369
1.417e+005

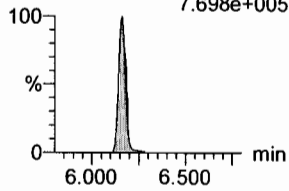


N-EtFOSA

F40:MRM of 2 channels,ES-
526.1 > 168.9
1.101e+006

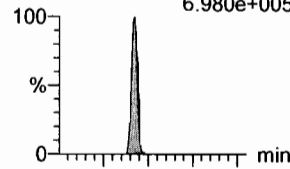


F40:MRM of 2 channels,ES-
526.1 > 219
7.698e+005

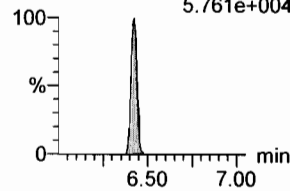


PFHxDA

F62:MRM of 2 channels,ES-
813.1 > 768.6
6.980e+005



F62:MRM of 2 channels,ES-
813.1 > 219
5.761e+004



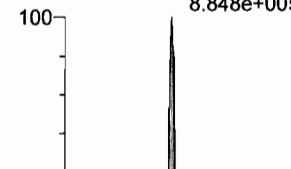
PFODA

F64:MRM of 1 channel,ES-
913.1 > 868.8
1.320e+006



N-MeFOSE

F55:MRM of 1 channel,ES-
616.1 > 58.9
8.848e+005



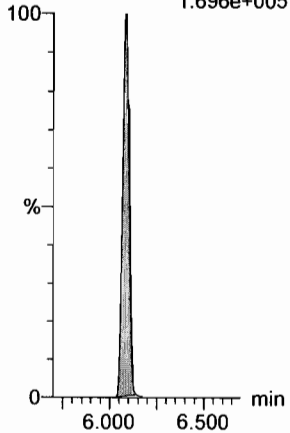
N-EtFOSE

F57:MRM of 1 channel,ES-
630.1 > 58.9
1.122e+006



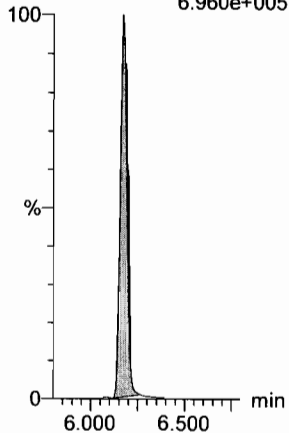
13C2-PFTeDA

F61:MRM of 2 channels,ES-
714.8 > 669.6
1.696e+005



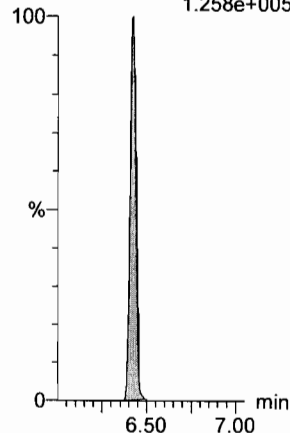
d5-N-ETFOSA

F43:MRM of 1 channel,ES-
531.1 > 168.9
6.960e+005



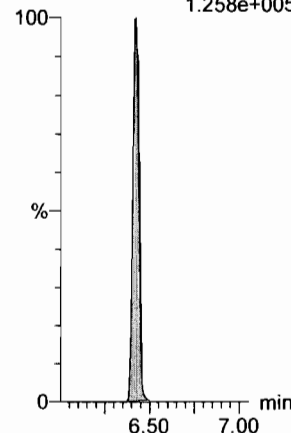
13C2-PFHxDA

F63:MRM of 1 channel,ES-
815 > 769.7
1.258e+005



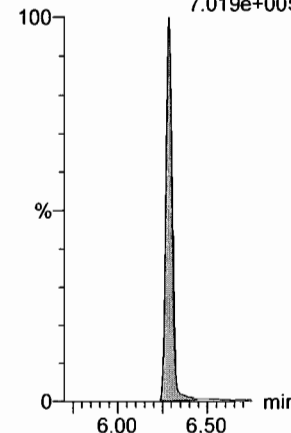
13C2-PFHxDA

F63:MRM of 1 channel,ES-
815 > 769.7
1.258e+005



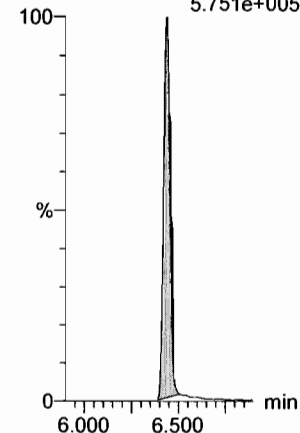
d7-N-MeFOSE

F56:MRM of 1 channel,ES-
623.1 > 58.9
7.019e+005



d9-N-EtFOSE

F58:MRM of 1 channel,ES-
639.2 > 58.8
5.751e+005



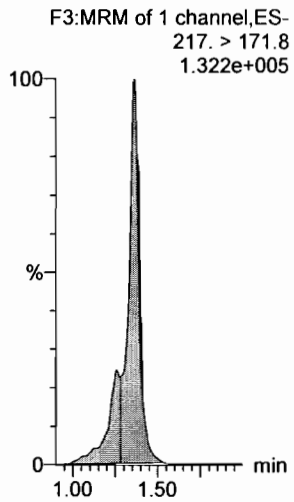
Dataset: F:\Projects\PFAS.PRO\Results\180221M1\180221M1-CRV.qld

Last Altered: Thursday, February 22, 2018 10:52:55 Pacific Standard Time

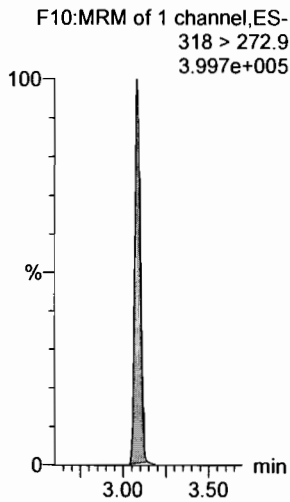
Printed: Thursday, February 22, 2018 10:53:16 Pacific Standard Time

Name: 180221M1_10, Date: 21-Feb-2018, Time: 16:49:50, ID: ST180221M1-7 PFC CS4 18B0816, Description: PFC CS4 18B0816

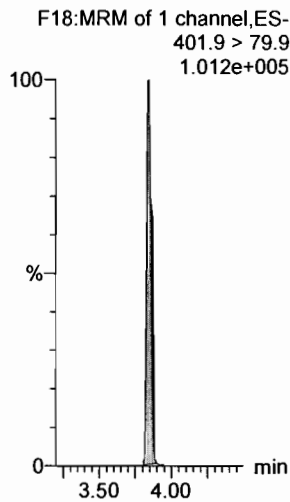
13C4-PFBA



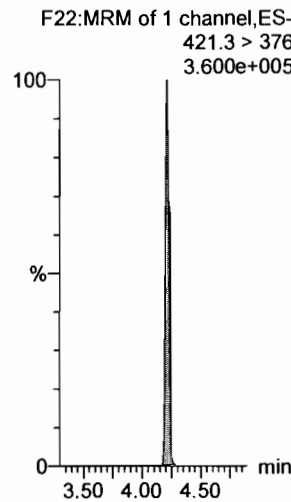
13C5-PFHxA



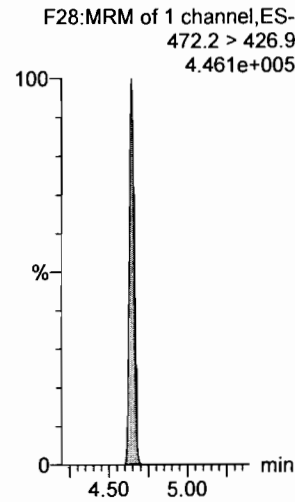
13C3-PFHxS



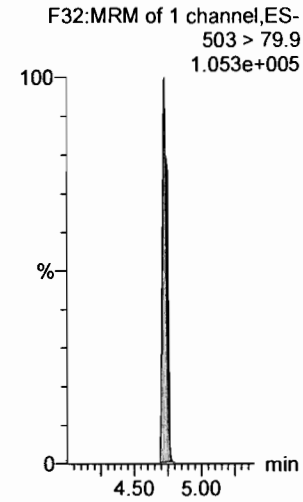
13C8-PFOA



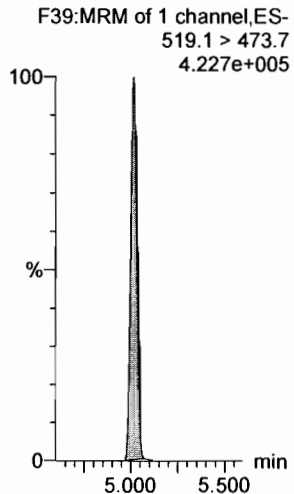
13C9-PFNA



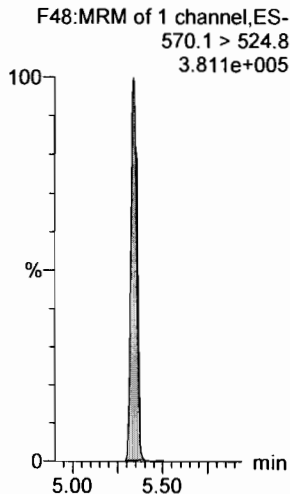
13C4-PFOS



13C6-PFDA



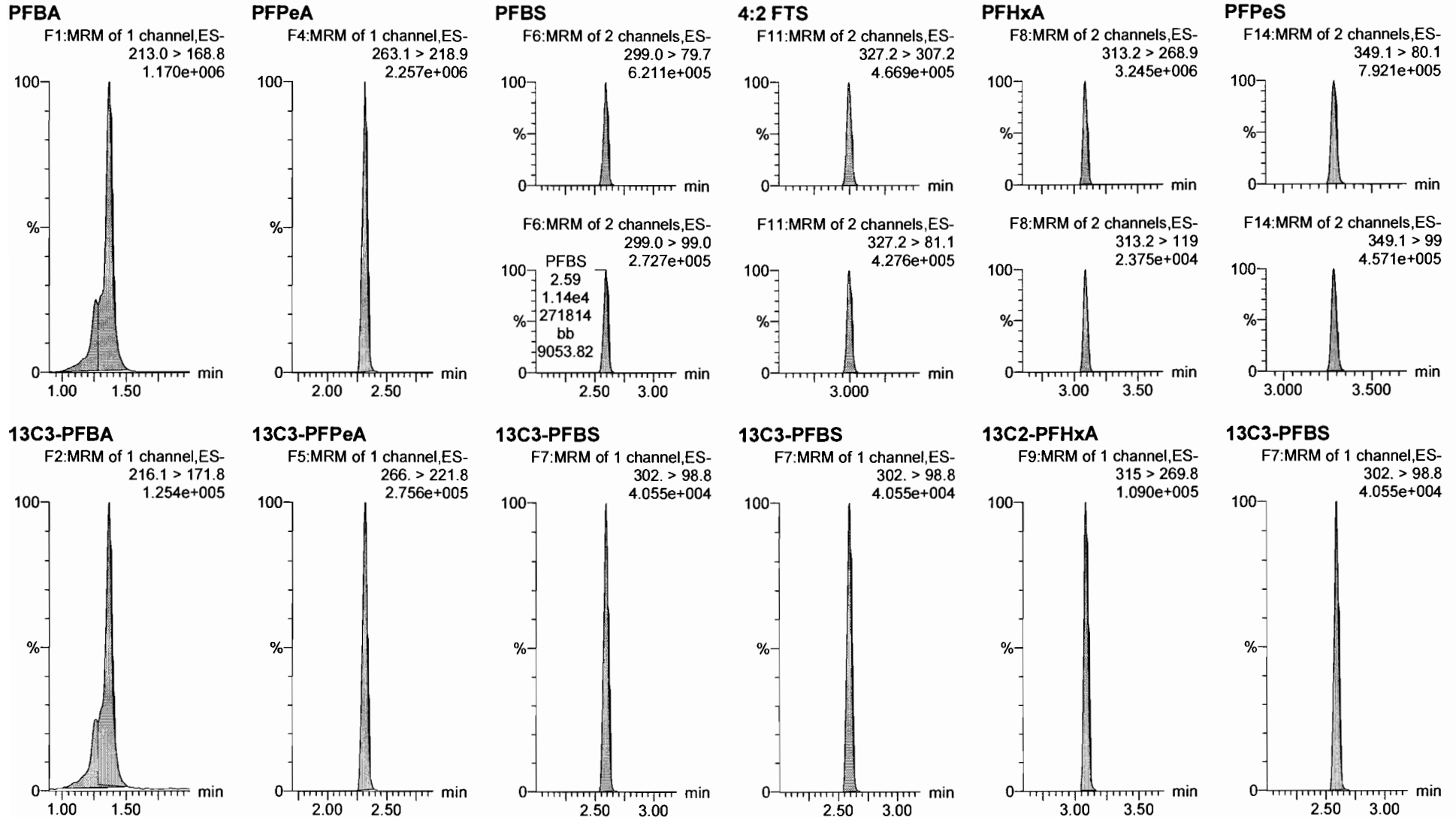
13C7-PFUdA



Dataset: F:\Projects\PFAS.PRO\Results\180221M1\180221M1-CRV.qld

Last Altered: Thursday, February 22, 2018 10:52:55 Pacific Standard Time
Printed: Thursday, February 22, 2018 10:53:16 Pacific Standard Time

Name: 180221M1_11, Date: 21-Feb-2018, Time: 17:01:19, ID: ST180221M1-8 PFC CS5 18B0817, Description: PFC CS5 18B0817



Dataset: F:\Projects\PFAS.PRO\Results\180221M1\180221M1-CRV.qld

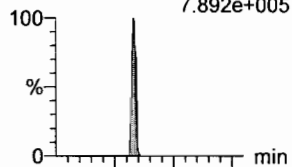
Last Altered: Thursday, February 22, 2018 10:52:55 Pacific Standard Time

Printed: Thursday, February 22, 2018 10:53:16 Pacific Standard Time

Name: 180221M1_11, Date: 21-Feb-2018, Time: 17:01:19, ID: ST180221M1-8 PFC CS5 18B0817, Description: PFC CS5 18B0817

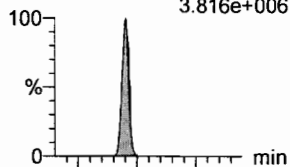
6:2 FTS

F23:MRM of 2 channels,ES-
427.1 > 407
7.892e+005



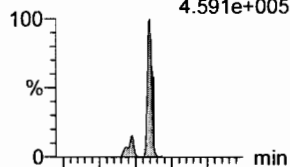
PFHpA

F15:MRM of 2 channels,ES-
363.0 > 318.9
3.816e+006



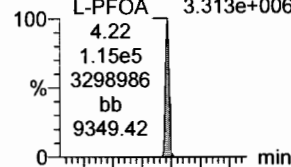
L-PFHxS

F17:MRM of 2 channels,ES-
398.9 > 79.6
4.591e+005



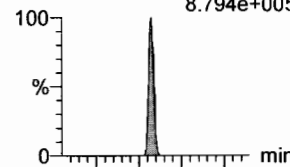
L-PFOA

F20:MRM of 2 channels,ES-
413 > 368.7
3.313e+006



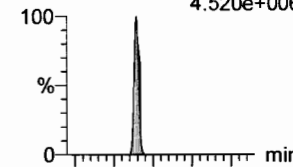
PFHpS

F25:MRM of 2 channels,ES-
449 > 80.0
8.794e+005

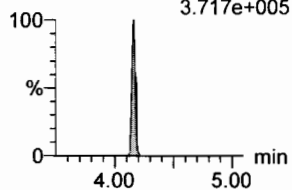


PFNA

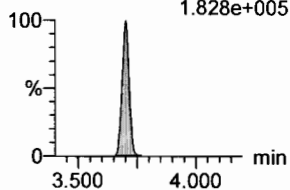
F26:MRM of 2 channels,ES-
463.0 > 418.8
4.520e+006



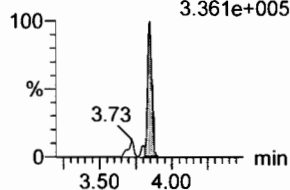
F23:MRM of 2 channels,ES-
427.1 > 80
3.717e+005



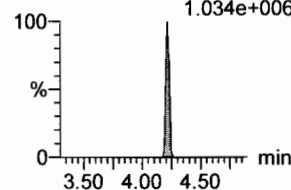
F15:MRM of 2 channels,ES-
363.0 > 169.0
1.828e+005



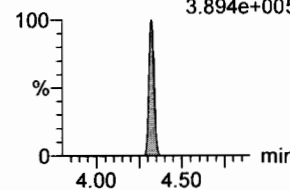
F17:MRM of 2 channels,ES-
398.9 > 99.0
3.361e+005



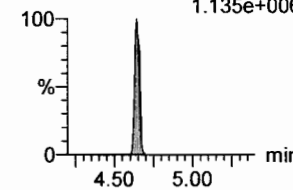
F20:MRM of 2 channels,ES-
413 > 169
1.034e+006



F25:MRM of 2 channels,ES-
449 > 98.7
3.894e+005

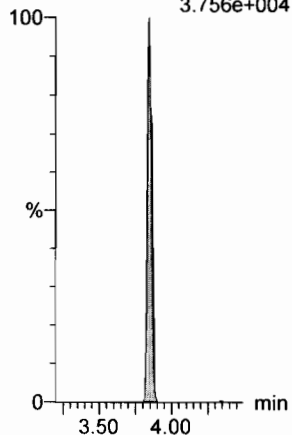


F26:MRM of 2 channels,ES-
463.0 > 219.0
1.135e+006



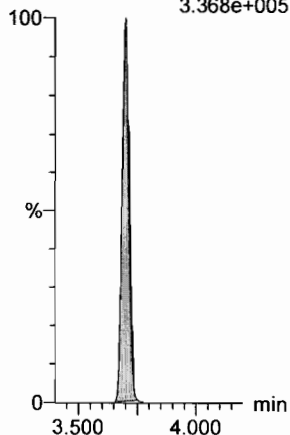
1802-PFHxS

F19:MRM of 1 channel,ES-
403.0 > 102.6
3.756e+004



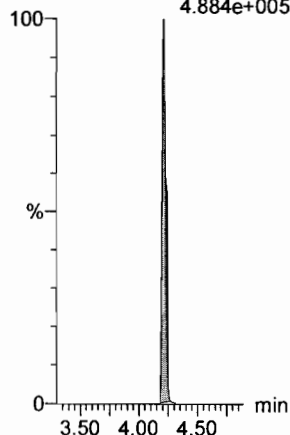
13C4-PFHpA

F16:MRM of 1 channel,ES-
367.2 > 321.8
3.368e+005



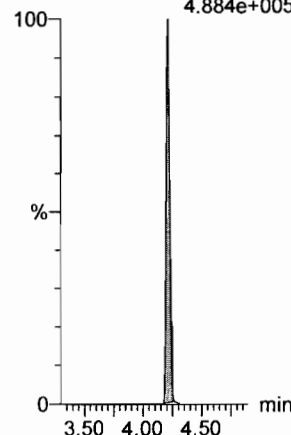
13C2-PFOA

F21:MRM of 1 channel,ES-
414.9 > 369.7
4.884e+005



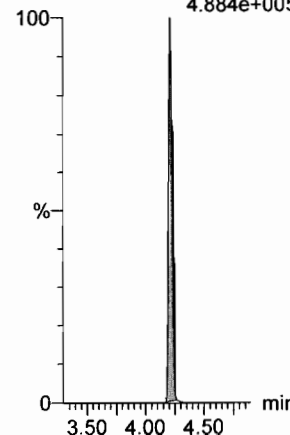
13C2-PFOA

F21:MRM of 1 channel,ES-
414.9 > 369.7
4.884e+005



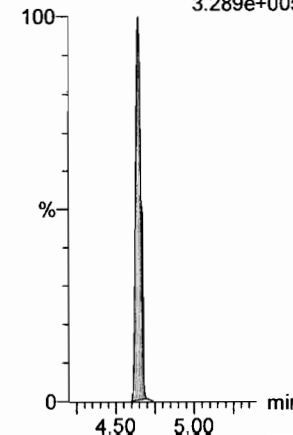
13C2-PFOA

F21:MRM of 1 channel,ES-
414.9 > 369.7
4.884e+005



13C5-PFNA

F27:MRM of 1 channel,ES-
468.2 > 422.9
3.289e+005



Dataset: F:\Projects\PFAS.PRO\Results\180221M1\180221M1-CRV.qld

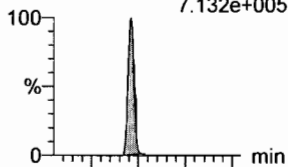
Last Altered: Thursday, February 22, 2018 10:52:55 Pacific Standard Time

Printed: Thursday, February 22, 2018 10:53:16 Pacific Standard Time

Name: 180221M1_11, Date: 21-Feb-2018, Time: 17:01:19, ID: ST180221M1-8 PFC CS5 18B0817, Description: PFC CS5 18B0817

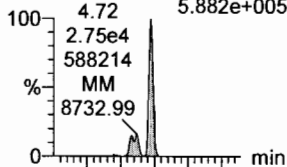
PFOSA

F29:MRM of 4 channels,ES-
498.1 > 77.8
7.132e+005



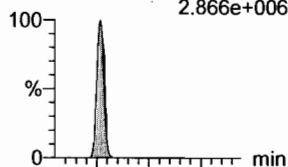
L-PFOS

F31:MRM of 2 channels,ES-
L-PFOS 499 > 79.9
2.75e4
588214
MM
8732.99
5.882e+005




PFDA

F36:MRM of 2 channels,ES-
513 > 468.8
2.866e+006



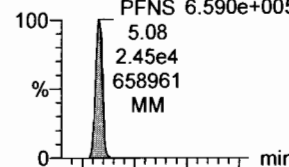
8:2 FTS

F41:MRM of 2 channels,ES-
527 > 506.9
6.054e+005



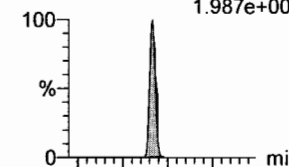
PFNS

F44:MRM of 2 channels,ES-
549.1 > 80.1
6.590e+005
PFNS 6.590e+005
5.08
2.45e4
658961
MM

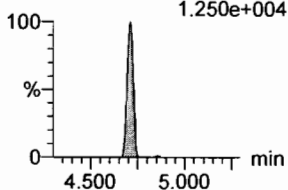


N-MeFOSAA

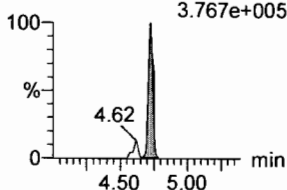
F47:MRM of 2 channels,ES-
570.1 > 419
1.987e+006



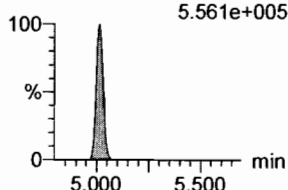
F29:MRM of 4 channels,ES-
498.1 > 478
1.250e+004



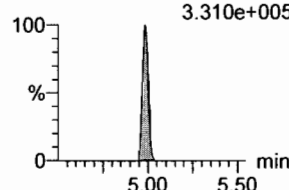
F31:MRM of 2 channels,ES-
499 > 99
3.767e+005



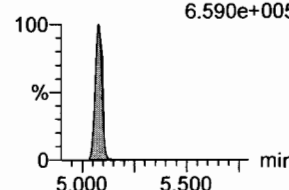
F36:MRM of 2 channels,ES-
513 > 219
5.561e+005



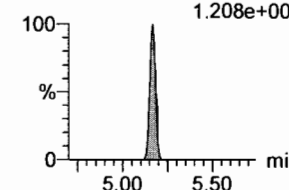
F41:MRM of 2 channels,ES-
527 > 80
3.310e+005



F44:MRM of 2 channels,ES-
549.1 > 80.1
6.590e+005

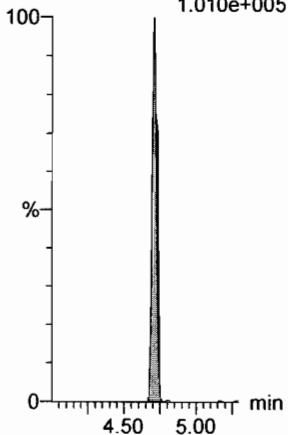


F47:MRM of 2 channels,ES-
570.1 > 483.0
1.208e+005



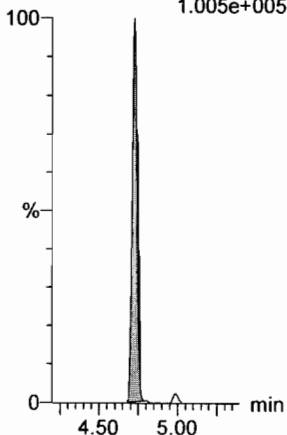
13C8-PFOA

F33:MRM of 1 channel,ES-
506.1 > 77.7
1.010e+005



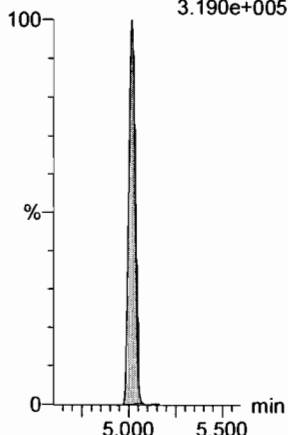
13C8-PFOS

F34:MRM of 1 channel,ES-
507.0 > 79.9
1.005e+005



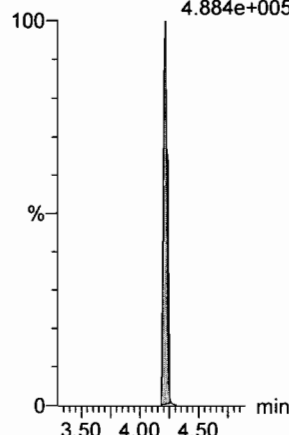
13C2-PFDA

F37:MRM of 1 channel,ES-
515.1 > 469.9
3.190e+005



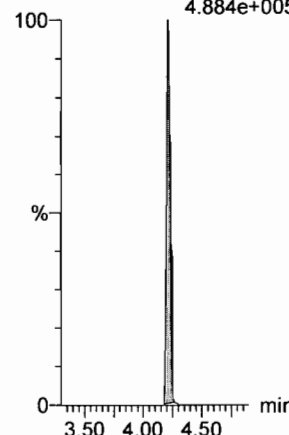
13C2-PFOA

F21:MRM of 1 channel,ES-
414.9 > 369.7
4.884e+005



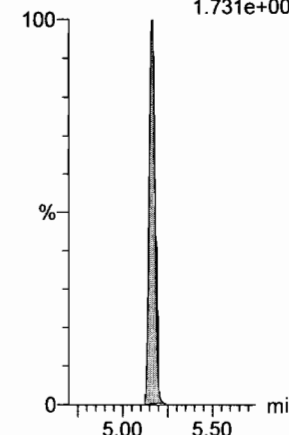
13C2-PFOA

F21:MRM of 1 channel,ES-
414.9 > 369.7
4.884e+005



d3-N-MeFOSAA

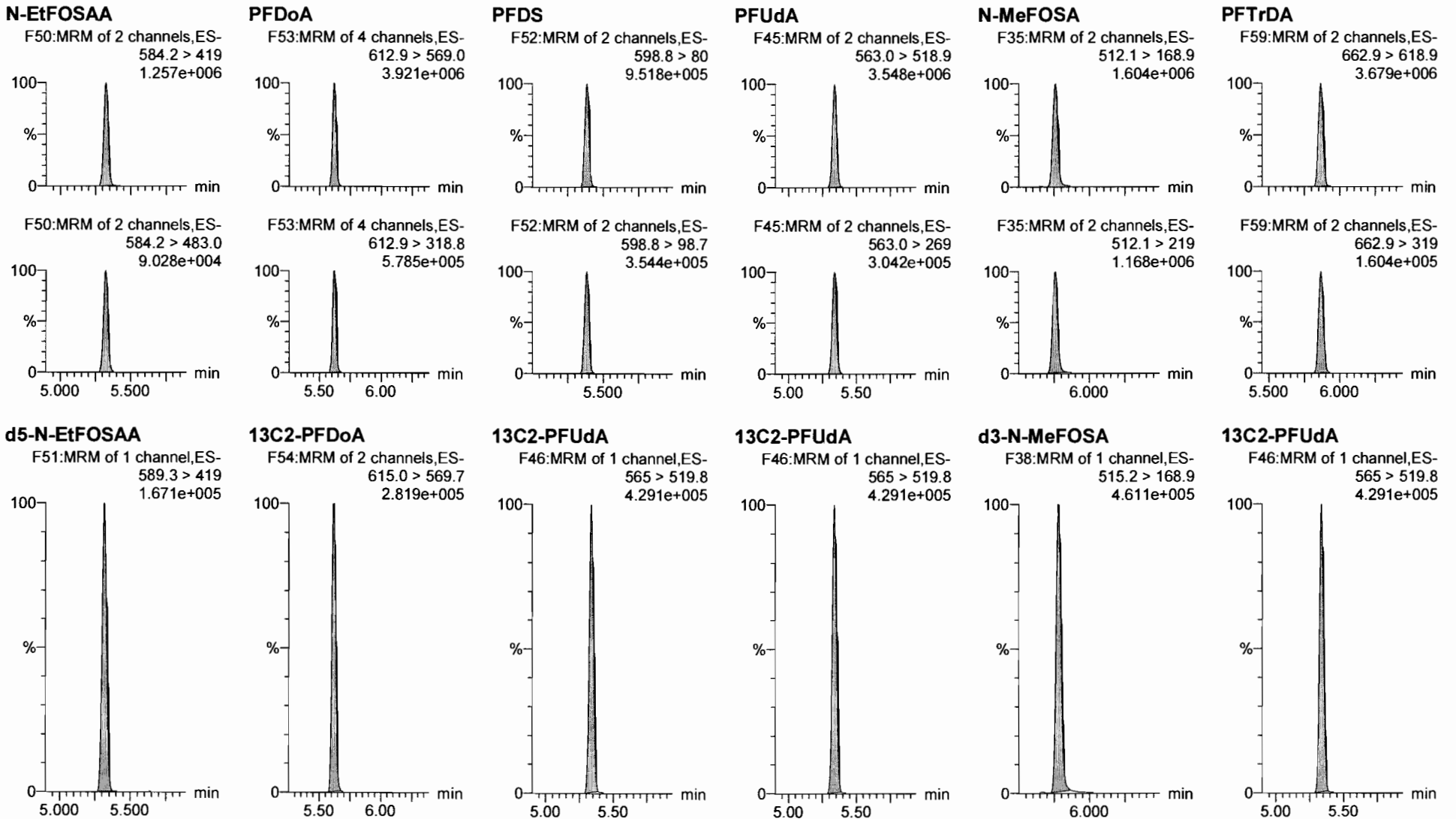
F49:MRM of 1 channel,ES-
573.3 > 419
1.731e+005



Dataset: F:\Projects\PFAS.PRO\Results\180221M1\180221M1-CRV.qld

Last Altered: Thursday, February 22, 2018 10:52:55 Pacific Standard Time
Printed: Thursday, February 22, 2018 10:53:16 Pacific Standard Time

Name: 180221M1_11, Date: 21-Feb-2018, Time: 17:01:19, ID: ST180221M1-8 PFC CS5 18B0817, Description: PFC CS5 18B0817



Dataset: F:\Projects\PFAS.PRO\Results\180221M1\180221M1-CRV.qld

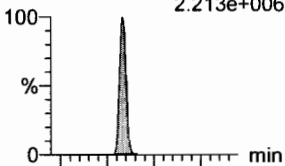
Last Altered: Thursday, February 22, 2018 10:52:55 Pacific Standard Time

Printed: Thursday, February 22, 2018 10:53:16 Pacific Standard Time

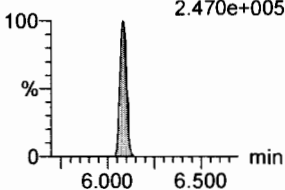
Name: 180221M1_11, Date: 21-Feb-2018, Time: 17:01:19, ID: ST180221M1-8 PFC CS5 18B0817, Description: PFC CS5 18B0817

PFTeDA

F60:MRM of 2 channels,ES-
712.9 > 668.8
2.213e+006

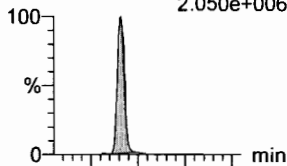


F60:MRM of 2 channels,ES-
712.9 > 369
2.470e+005

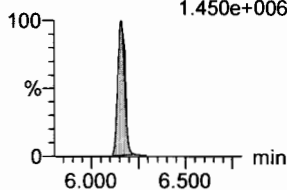


N-EtFOSA

F40:MRM of 2 channels,ES-
526.1 > 168.9
2.050e+006

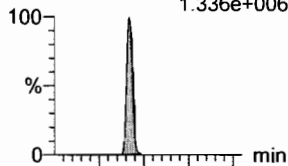


F40:MRM of 2 channels,ES-
526.1 > 219
1.450e+006

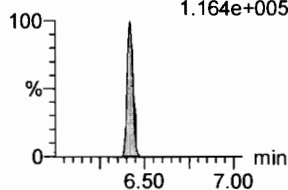


PFHxDA

F62:MRM of 2 channels,ES-
813.1 > 768.6
1.336e+006

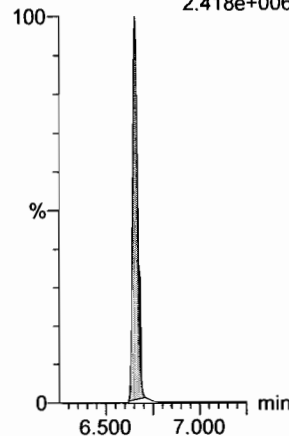


F62:MRM of 2 channels,ES-
813.1 > 219
1.164e+005



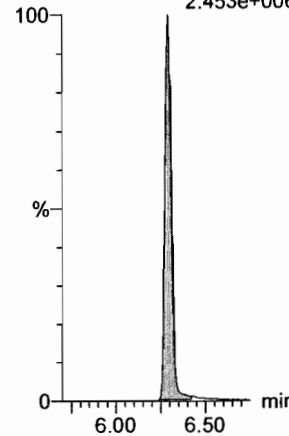
PFODA

F64:MRM of 1 channel,ES-
913.1 > 868.8
2.418e+006



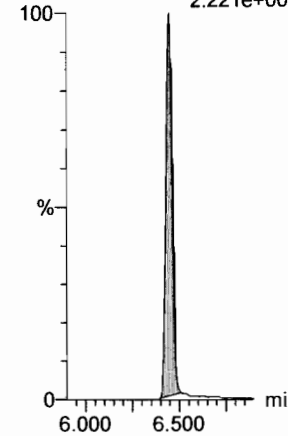
N-MeFOSE

F55:MRM of 1 channel,ES-
616.1 > 58.9
2.453e+006



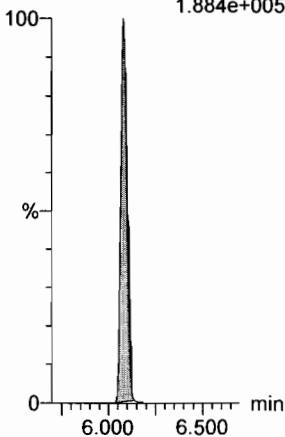
N-EtFOSE

F57:MRM of 1 channel,ES-
630.1 > 58.9
2.221e+006



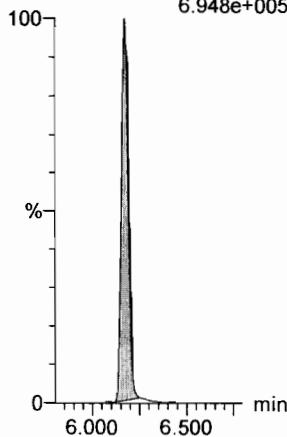
13C2-PFTeDA

F61:MRM of 2 channels,ES-
714.8 > 669.6
1.884e+005



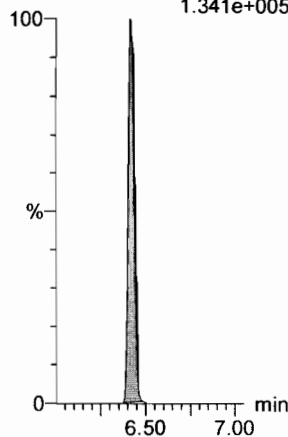
d5-N-ETFOSA

F43:MRM of 1 channel,ES-
531.1 > 168.9
6.948e+005



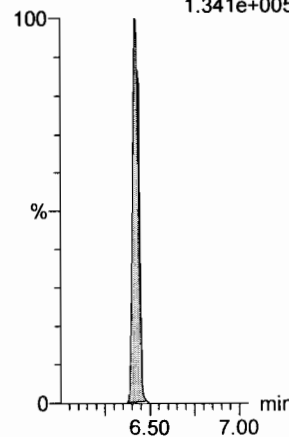
13C2-PFHxDA

F63:MRM of 1 channel,ES-
815 > 769.7
1.341e+005



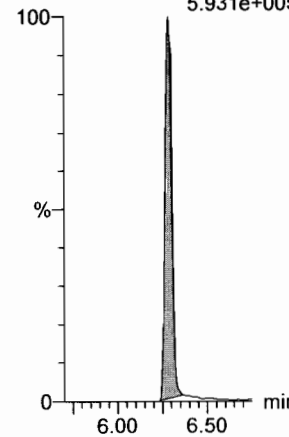
13C2-PFHxDA

F63:MRM of 1 channel,ES-
815 > 769.7
1.341e+005



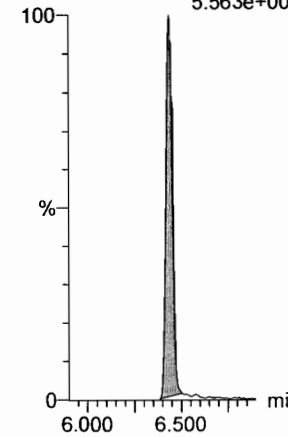
d7-N-MeFOSE

F56:MRM of 1 channel,ES-
623.1 > 58.9
5.931e+005



d9-N-EtFOSE

F58:MRM of 1 channel,ES-
639.2 > 58.8
5.563e+005

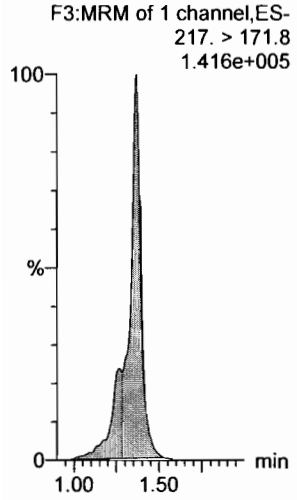


Dataset: F:\Projects\PFAS.PRO\Results\180221M1\180221M1-CRV.qld

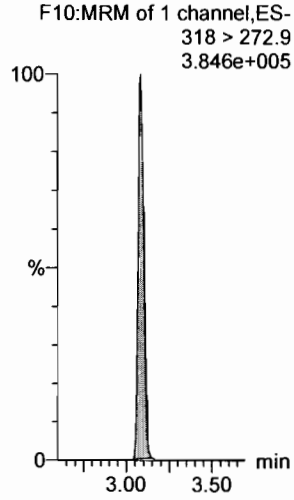
Last Altered: Thursday, February 22, 2018 10:52:55 Pacific Standard Time
Printed: Thursday, February 22, 2018 10:53:16 Pacific Standard Time

Name: 180221M1_11, Date: 21-Feb-2018, Time: 17:01:19, ID: ST180221M1-8 PFC CS5 18B0817, Description: PFC CS5 18B0817

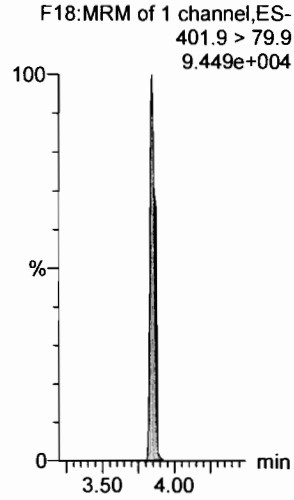
13C4-PFBA



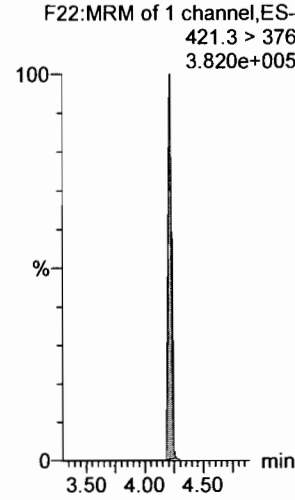
13C5-PFHxA



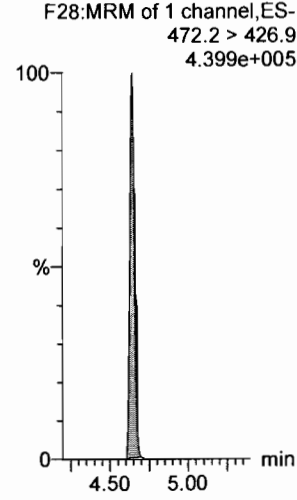
13C3-PFHxS



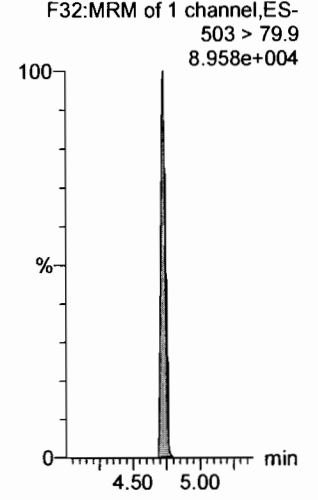
13C8-PFOA



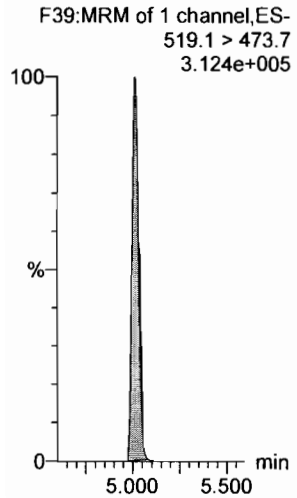
13C9-PFNA



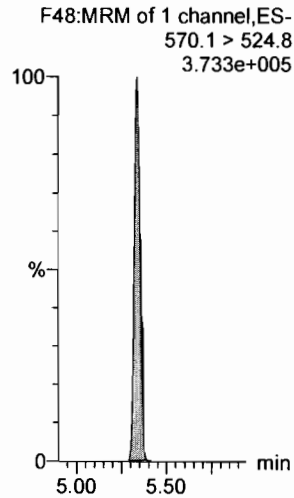
13C4-PFOS



13C6-PFDA



13C7-PFUdA

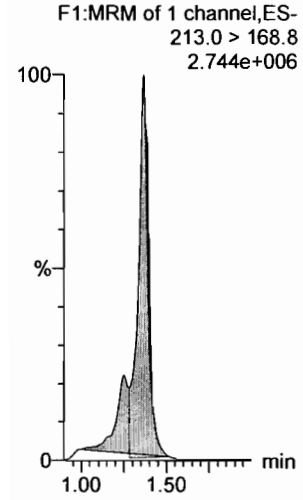


Dataset: F:\Projects\PFAS.PRO\Results\180221M1\180221M1-CRV.qld

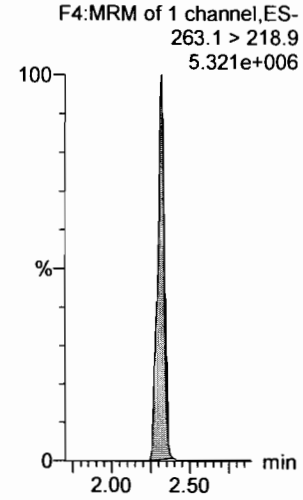
Last Altered: Thursday, February 22, 2018 10:52:55 Pacific Standard Time
Printed: Thursday, February 22, 2018 10:53:16 Pacific Standard Time

Name: 180221M1_12, Date: 21-Feb-2018, Time: 17:12:48, ID: ST180221M1-9 PFC CS6 18B0818, Description: PFC CS6 18B0818

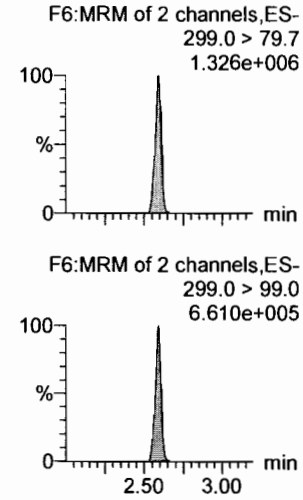
PFBA



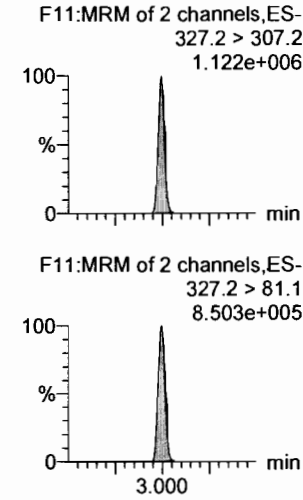
PFPeA



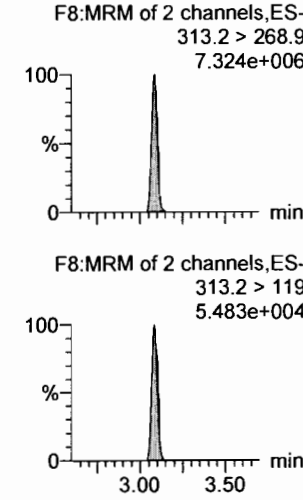
PFBS



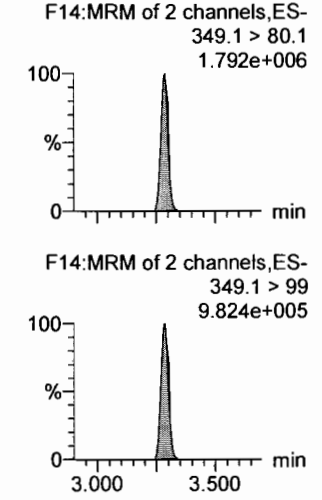
4:2 FTS



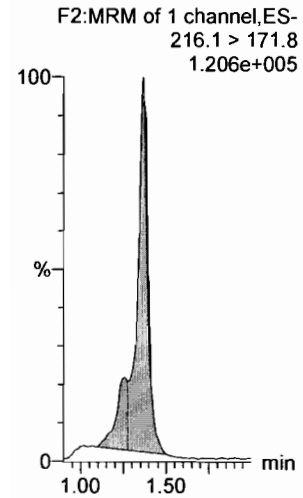
PFHxA



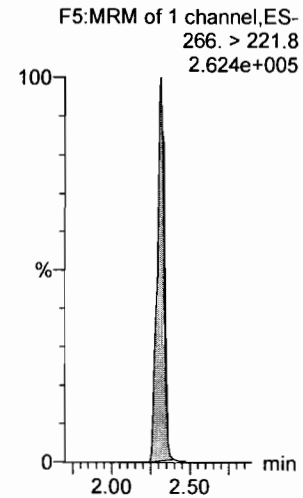
PFPeS



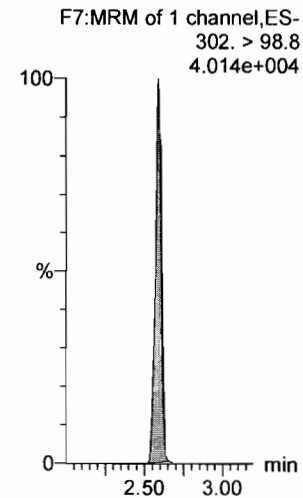
13C3-PFBA



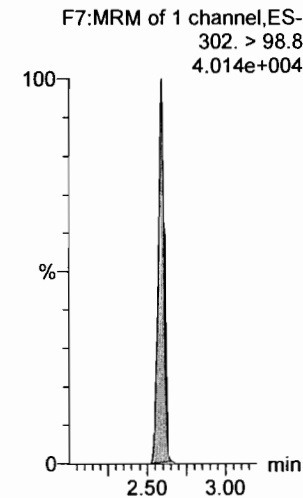
13C3-PFPeA



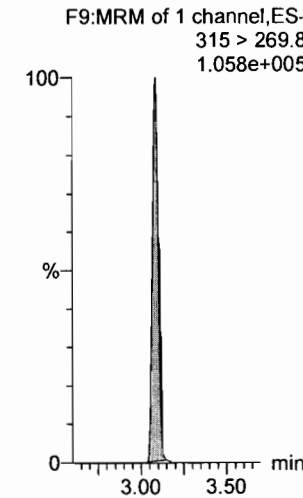
13C3-PFBS



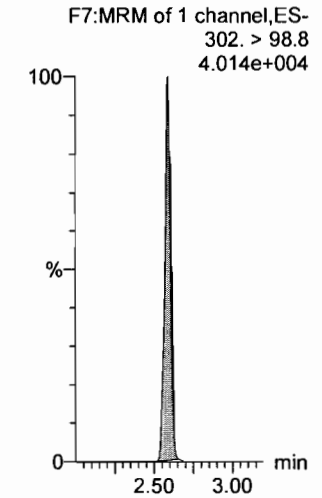
13C3-PFBS



13C2-PFHxA



13C3-PFBS



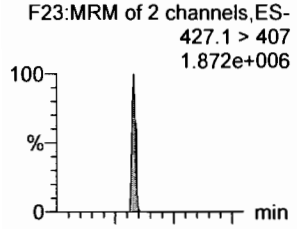
Dataset: F:\Projects\PFAS.PRO\Results\180221M1\180221M1-CRV.qld

Last Altered: Thursday, February 22, 2018 10:52:55 Pacific Standard Time

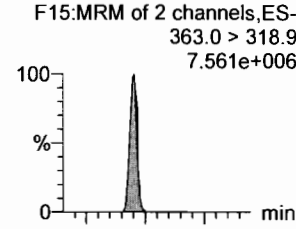
Printed: Thursday, February 22, 2018 10:53:16 Pacific Standard Time

Name: 180221M1_12, Date: 21-Feb-2018, Time: 17:12:48, ID: ST180221M1-9 PFC CS6 18B0818, Description: PFC CS6 18B0818

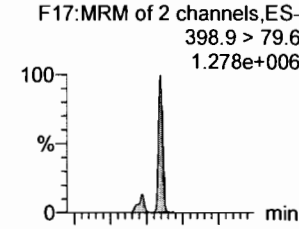
6:2 FTS



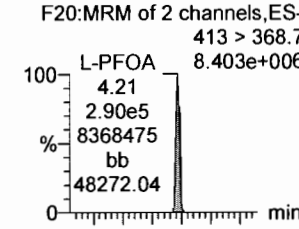
PFHpA



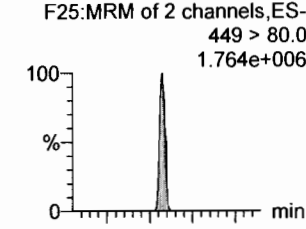
L-PFHxS



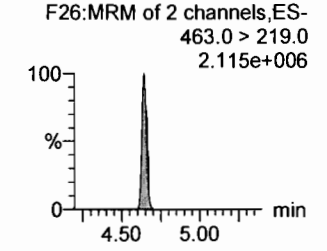
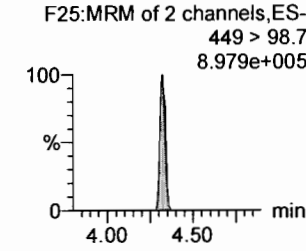
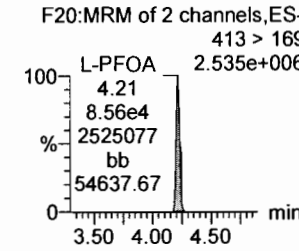
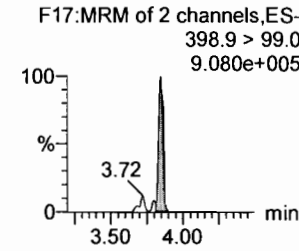
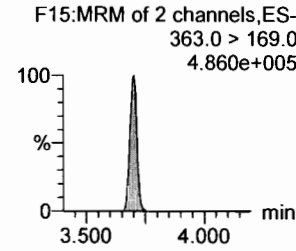
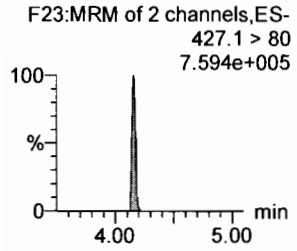
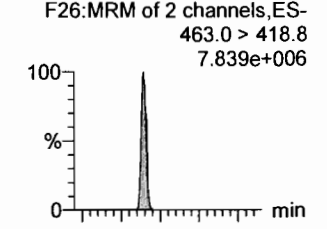
L-PFOA



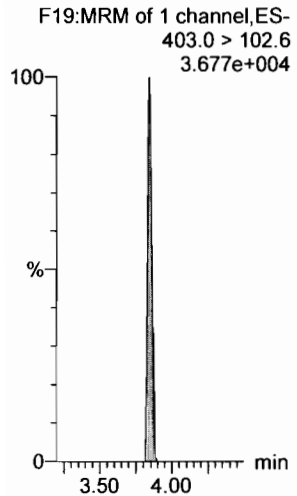
PFHpS



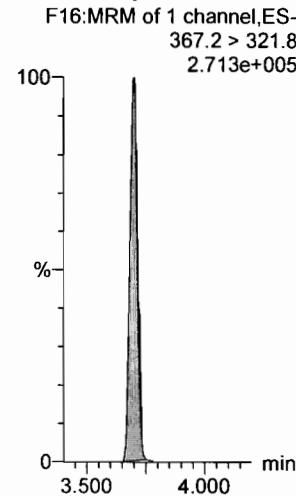
PFNA



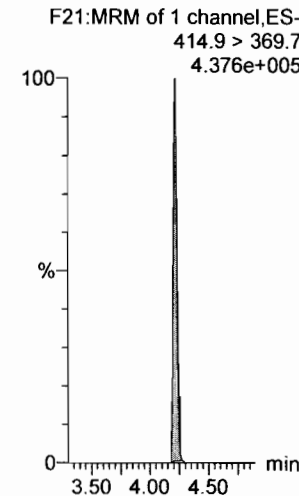
1802-PFHxS



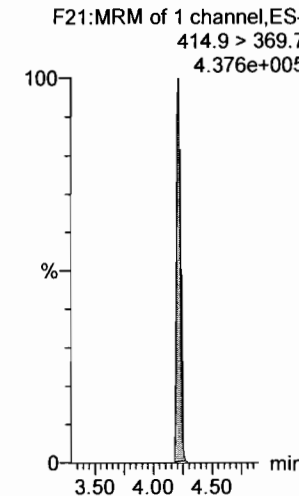
13C4-PFHpA



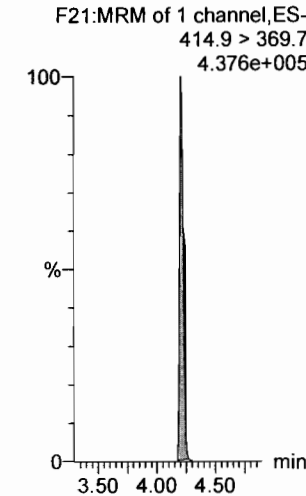
13C2-PFOA



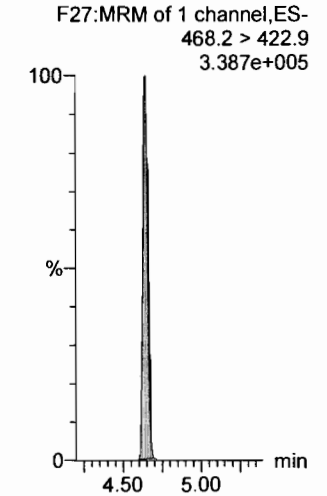
13C2-PFOA



13C2-PFOA



13C5-PFNA



Dataset: F:\Projects\PFAS.PRO\Results\180221M1\180221M1-CRV.qld

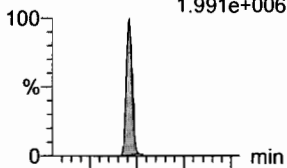
Last Altered: Thursday, February 22, 2018 10:52:55 Pacific Standard Time

Printed: Thursday, February 22, 2018 10:53:16 Pacific Standard Time

Name: 180221M1_12, Date: 21-Feb-2018, Time: 17:12:48, ID: ST180221M1-9 PFC CS6 18B0818, Description: PFC CS6 18B0818


PFOSA

F29:MRM of 4 channels,ES-
498.1 > 77.8
1.991e+006



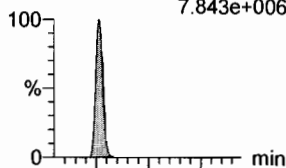
L-PFOS

F31:MRM of 2 channels,ES-
499 > 79.9
1.563e+006



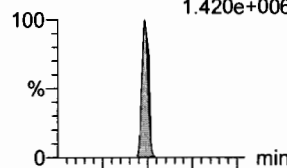
PFDA

F36:MRM of 2 channels,ES-
513 > 468.8
7.843e+006



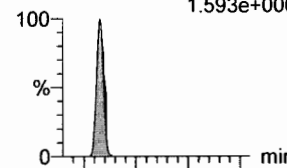
8:2 FTS

F41:MRM of 2 channels,ES-
527 > 506.9
1.420e+006



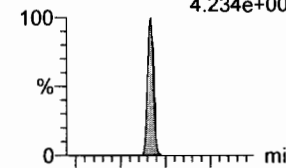
PFNS

F44:MRM of 2 channels,ES-
549.1 > 80.1
1.593e+006

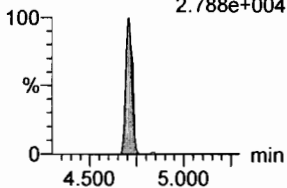


N-MeFOSAA

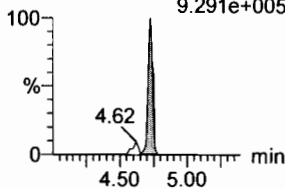
F47:MRM of 2 channels,ES-
570.1 > 419
4.234e+006



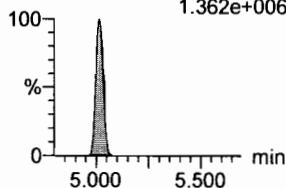
F29:MRM of 4 channels,ES-
498.1 > 478
2.788e+004



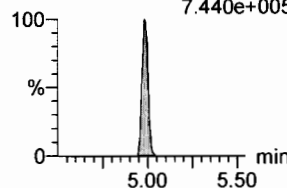
F31:MRM of 2 channels,ES-
499 > 99
9.291e+005



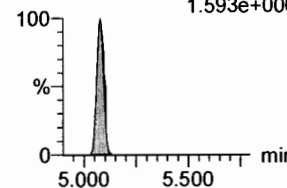
F36:MRM of 2 channels,ES-
513 > 219
1.362e+006



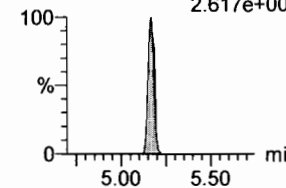
F41:MRM of 2 channels,ES-
527 > 80
7.440e+005



F44:MRM of 2 channels,ES-
549.1 > 80.1
1.593e+006

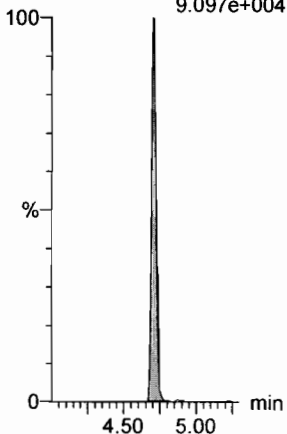


F47:MRM of 2 channels,ES-
570.1 > 483.0
2.617e+005



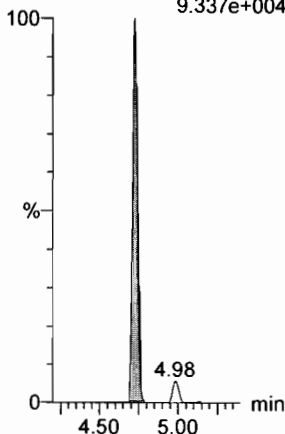
13C8-PFOA

F33:MRM of 1 channel,ES-
506.1 > 77.7
9.097e+004



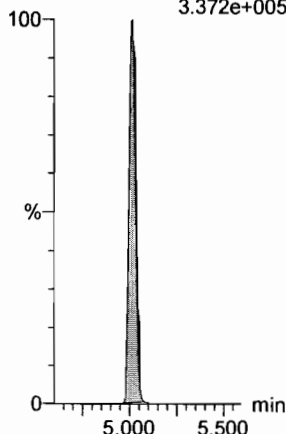
13C8-PFOS

F34:MRM of 1 channel,ES-
507.0 > 79.9
9.337e+004



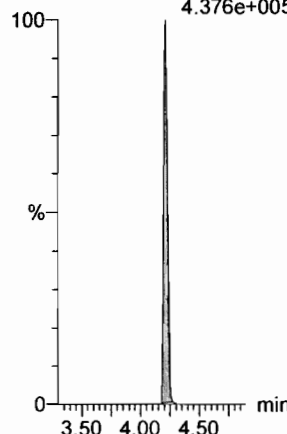
13C2-PFDA

F37:MRM of 1 channel,ES-
515.1 > 469.9
3.372e+005



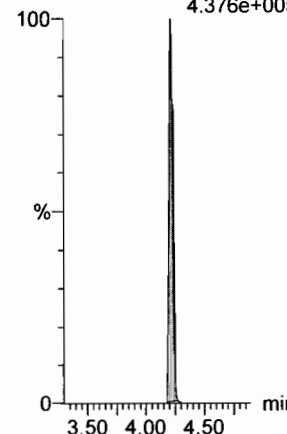
13C2-PFOA

F21:MRM of 1 channel,ES-
414.9 > 369.7
4.376e+005



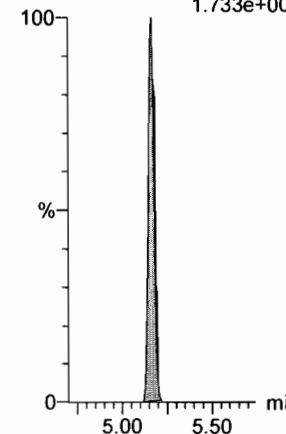
13C2-PFOA

F21:MRM of 1 channel,ES-
414.9 > 369.7
4.376e+005



d3-N-MeFOSAA

F49:MRM of 1 channel,ES-
573.3 > 419
1.733e+005

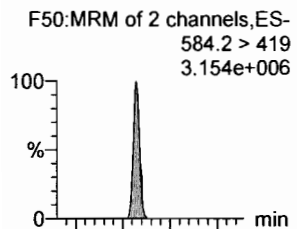


Dataset: F:\Projects\PFAS.PRO\Results\180221M1\180221M1-CRV.qld

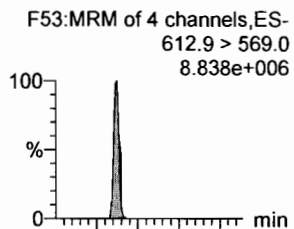
Last Altered: Thursday, February 22, 2018 10:52:55 Pacific Standard Time
Printed: Thursday, February 22, 2018 10:53:16 Pacific Standard Time

Name: 180221M1_12, Date: 21-Feb-2018, Time: 17:12:48, ID: ST180221M1-9 PFC CS6 18B0818, Description: PFC CS6 18B0818

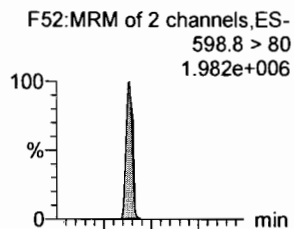
N-EtFOSAA



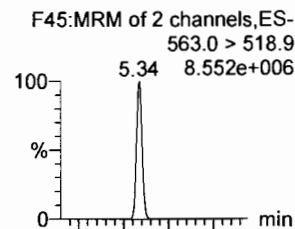
PFDoA



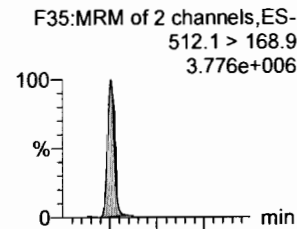
PFDS



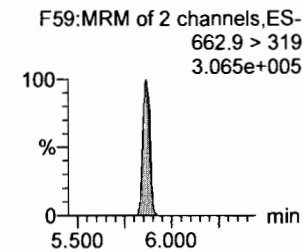
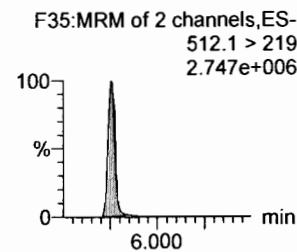
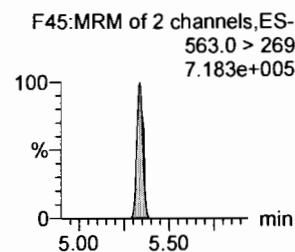
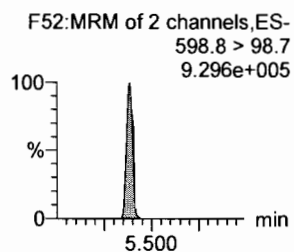
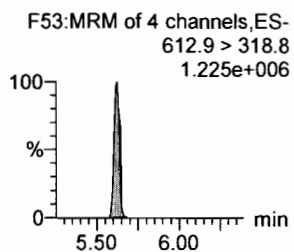
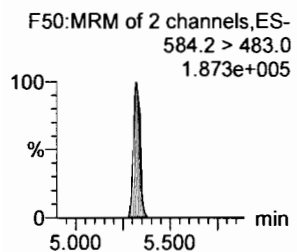
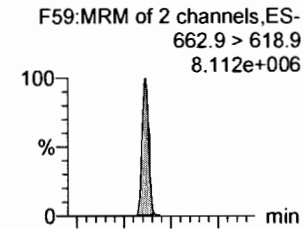
PFUdA



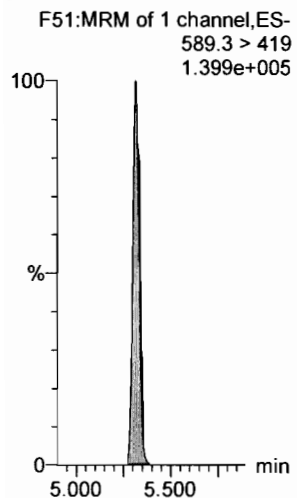
N-MeFOSA



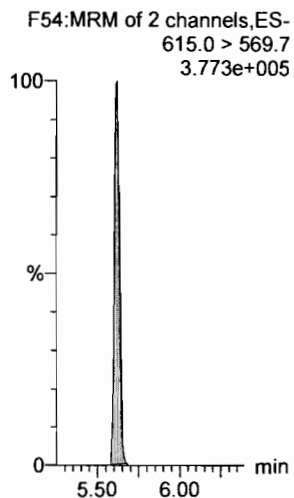
PFTrDA



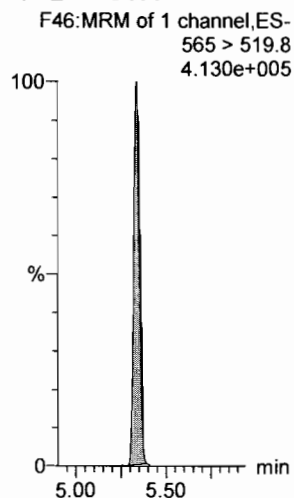
d5-N-EtFOSAA



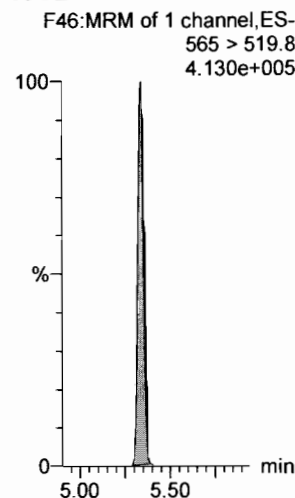
13C2-PFDoA



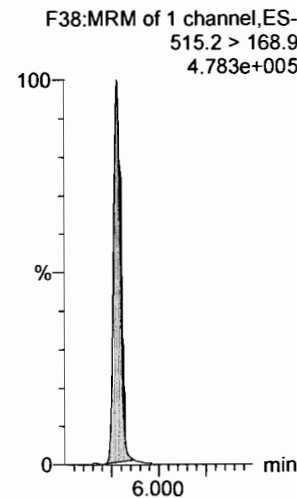
13C2-PFUdA



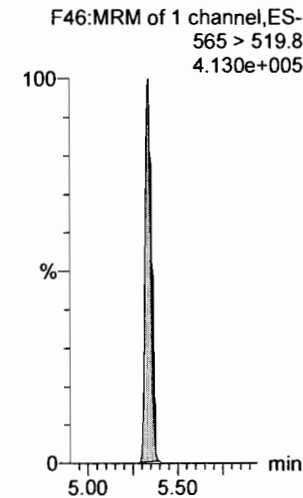
13C2-PFUdA



d3-N-MeFOSA



13C2-PFUdA



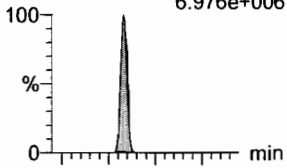
Dataset: F:\Projects\PFAS.PRO\Results\180221M1\180221M1-CRV.qld

Last Altered: Thursday, February 22, 2018 10:52:55 Pacific Standard Time
Printed: Thursday, February 22, 2018 10:53:16 Pacific Standard Time

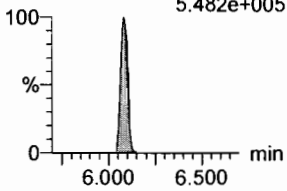
Name: 180221M1_12, Date: 21-Feb-2018, Time: 17:12:48, ID: ST180221M1-9 PFC CS6 18B0818, Description: PFC CS6 18B0818

PFTeDA

F60:MRM of 2 channels,ES-
712.9 > 668.8
6.976e+006

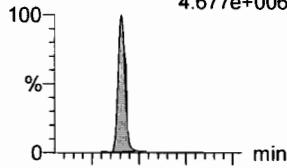


F60:MRM of 2 channels,ES-
712.9 > 369
5.482e+005

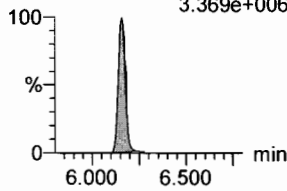


N-EtFOSA

F40:MRM of 2 channels,ES-
526.1 > 168.9
4.677e+006

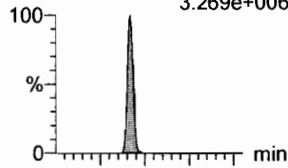


F40:MRM of 2 channels,ES-
526.1 > 219
3.369e+006

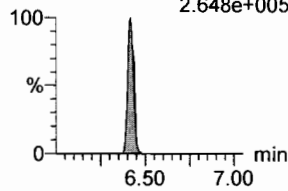


PFHxDA

F62:MRM of 2 channels,ES-
813.1 > 768.6
3.269e+006

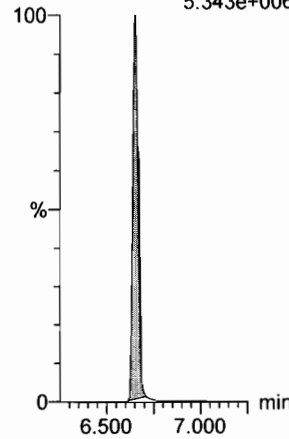


F62:MRM of 2 channels,ES-
813.1 > 219
2.648e+005



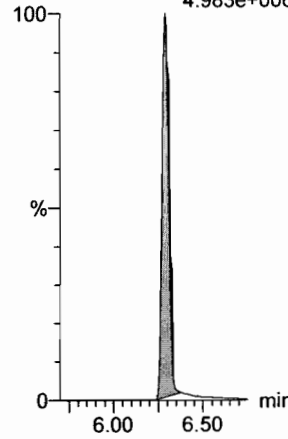
PFODA

F64:MRM of 1 channel,ES-
913.1 > 868.8
5.343e+006



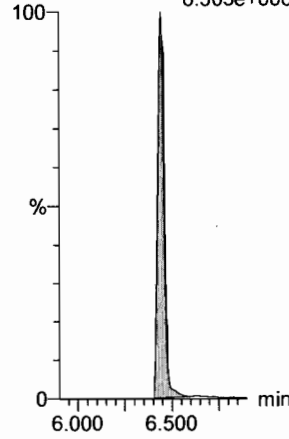
N-MeFOSE

F55:MRM of 1 channel,ES-
616.1 > 58.9
4.983e+006



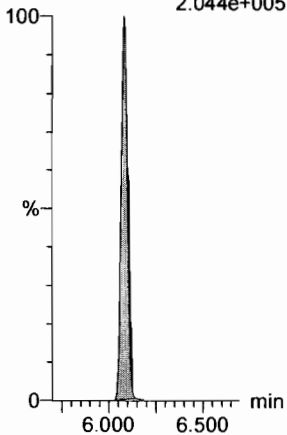
N-EtFOSE

F57:MRM of 1 channel,ES-
630.1 > 58.9
6.305e+006



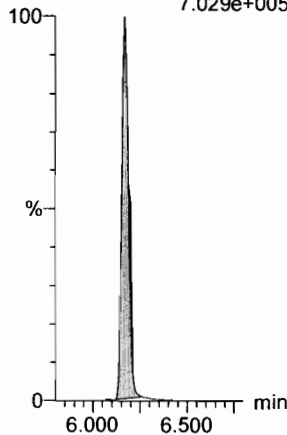
13C2-PFTeDA

F61:MRM of 2 channels,ES-
714.8 > 669.6
2.044e+005



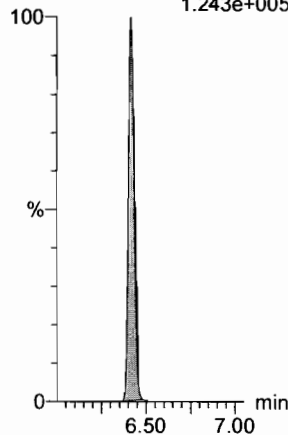
d5-N-ETFOSA

F43:MRM of 1 channel,ES-
531.1 > 168.9
7.029e+005



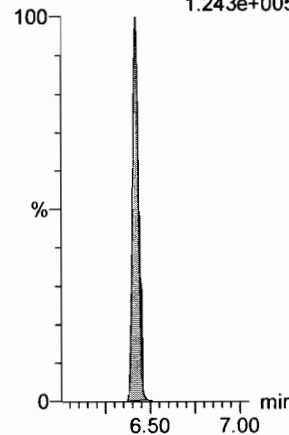
13C2-PFHxDA

F63:MRM of 1 channel,ES-
815 > 769.7
1.243e+005



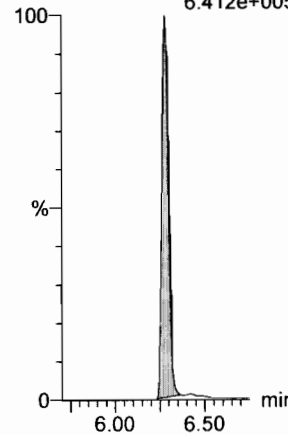
13C2-PFHxDA

F63:MRM of 1 channel,ES-
815 > 769.7
1.243e+005



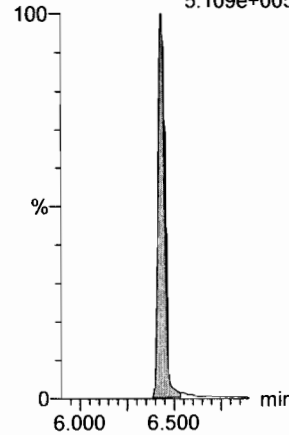
d7-N-MeFOSE

F56:MRM of 1 channel,ES-
623.1 > 58.9
6.412e+005



d9-N-EtFOSE

F58:MRM of 1 channel,ES-
639.2 > 58.8
5.109e+005



Dataset: F:\Projects\PFAS.PRO\Results\180221M1\180221M1-CRV.qld

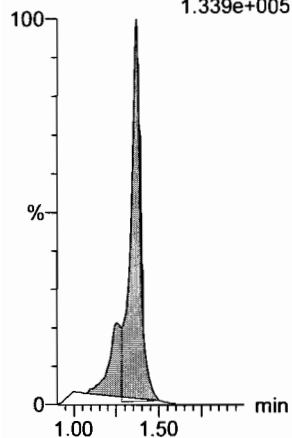
Last Altered: Thursday, February 22, 2018 10:52:55 Pacific Standard Time

Printed: Thursday, February 22, 2018 10:53:16 Pacific Standard Time

Name: 180221M1_12, Date: 21-Feb-2018, Time: 17:12:48, ID: ST180221M1-9 PFC CS6 18B0818, Description: PFC CS6 18B0818

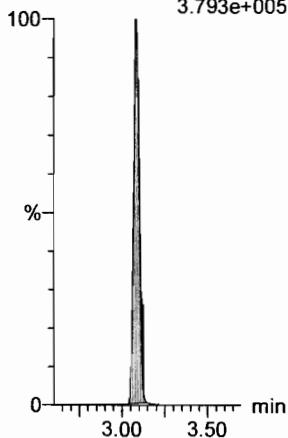
13C4-PFBA

F3:MRM of 1 channel,ES-
217. > 171.8
1.339e+005




13C5-PFHxA

F10:MRM of 1 channel,ES-
318 > 272.9
3.793e+005



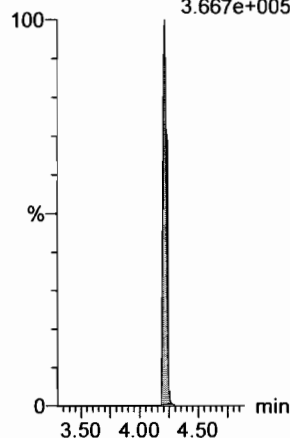
13C3-PFHxS

F18:MRM of 1 channel,ES-
401.9 > 79.9
1.021e+005



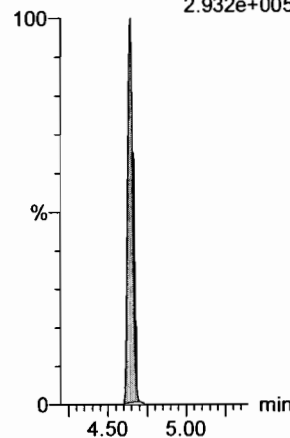
13C8-PFOA

F22:MRM of 1 channel,ES-
421.3 > 376
3.667e+005



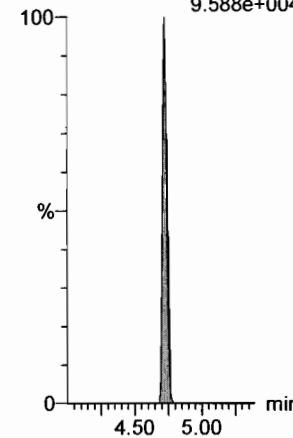
13C9-PFNA

F28:MRM of 1 channel,ES-
472.2 > 426.9
2.932e+005



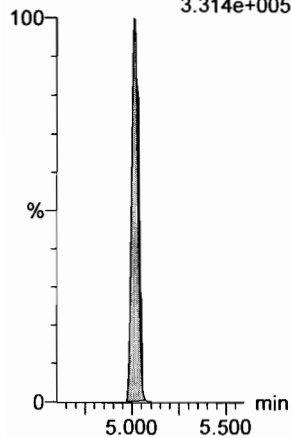
13C4-PFOS

F32:MRM of 1 channel,ES-
503 > 79.9
9.588e+004



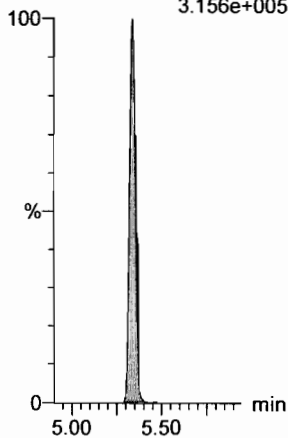
13C6-PFDA

F39:MRM of 1 channel,ES-
519.1 > 473.7
3.314e+005



13C7-PFUdA

F48:MRM of 1 channel,ES-
570.1 > 524.8
3.156e+005



Dataset: F:\Projects\PFAS.PRO\Results\180221M1\180221M1-CRV.qld

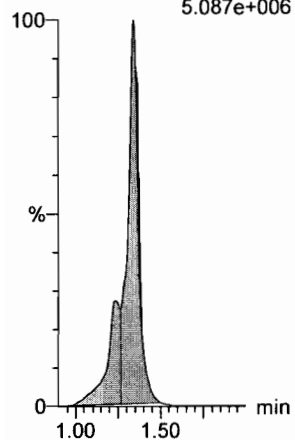
Last Altered: Thursday, February 22, 2018 10:52:55 Pacific Standard Time

Printed: Thursday, February 22, 2018 10:53:16 Pacific Standard Time

Name: 180221M1_13, Date: 21-Feb-2018, Time: 17:24:17, ID: ST180221M1-10 PFC CS7 18B0819, Description: PFC CS7 18B0819

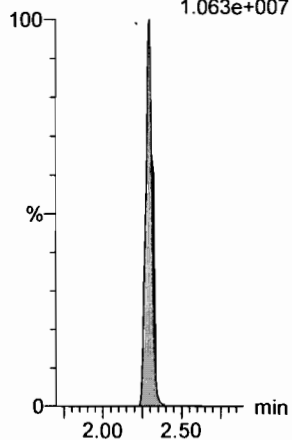
PFBA

F1:MRM of 1 channel,ES-
213.0 > 168.8
5.087e+006




PFPeA

F4:MRM of 1 channel,ES-
263.1 > 218.9
1.063e+007

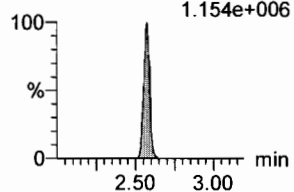


PFBS

F6:MRM of 2 channels,ES-
299.0 > 79.7
2.464e+006

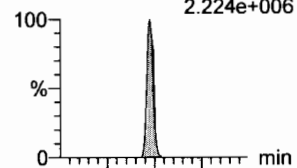


F6:MRM of 2 channels,ES-
299.0 > 99.0
1.154e+006

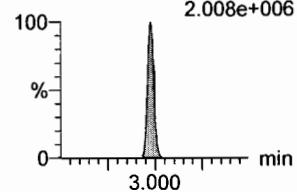


4:2 FTS

F11:MRM of 2 channels,ES-
327.2 > 307.2
2.224e+006

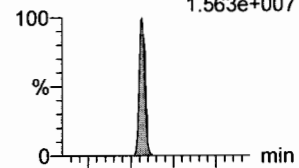


F11:MRM of 2 channels,ES-
327.2 > 81.1
2.008e+006

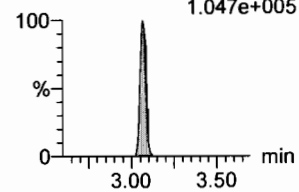


PFHxA

F8:MRM of 2 channels,ES-
313.2 > 268.9
1.563e+007

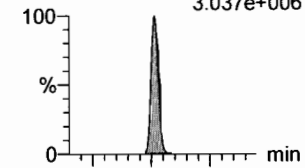


F8:MRM of 2 channels,ES-
313.2 > 119
1.047e+005

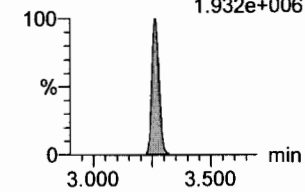


PFPeS

F14:MRM of 2 channels,ES-
349.1 > 80.1
3.037e+006

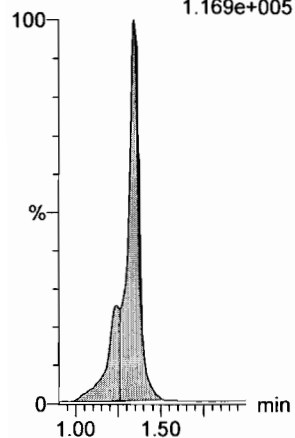


F14:MRM of 2 channels,ES-
349.1 > 99
1.932e+006



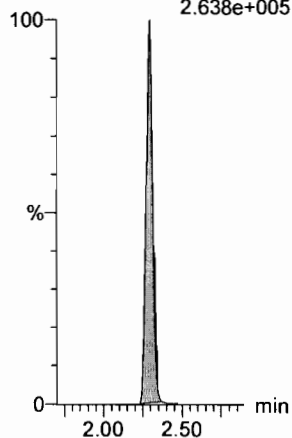
13C3-PFBA

F2:MRM of 1 channel,ES-
216.1 > 171.8
1.169e+005



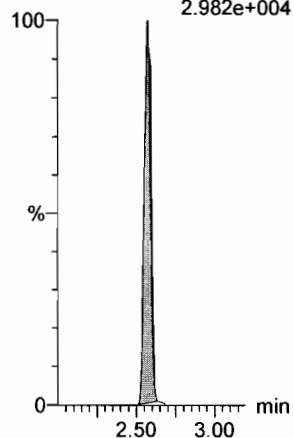
13C3-PFPeA

F5:MRM of 1 channel,ES-
266. > 221.8
2.638e+005



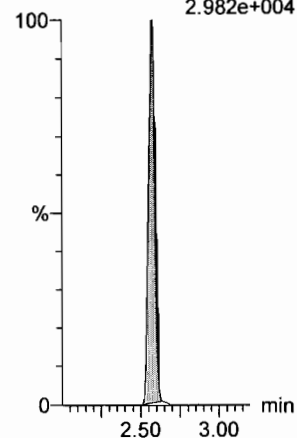
13C3-PFBS

F7:MRM of 1 channel,ES-
302. > 98.8
2.982e+004



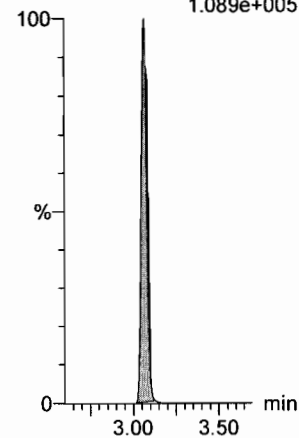
13C3-PFBS

F7:MRM of 1 channel,ES-
302. > 98.8
2.982e+004



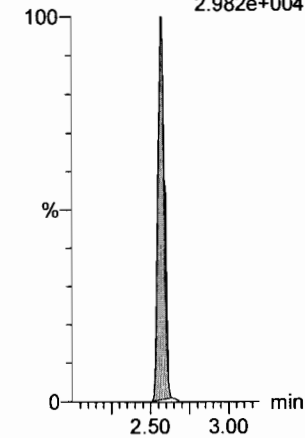
13C2-PFHxA

F9:MRM of 1 channel,ES-
315 > 269.8
1.089e+005



13C3-PFBS

F7:MRM of 1 channel,ES-
302. > 98.8
2.982e+004



Dataset: F:\Projects\PFAS.PRO\Results\180221M1\180221M1-CRV.qld

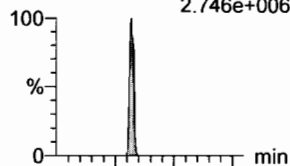
Last Altered: Thursday, February 22, 2018 10:52:55 Pacific Standard Time

Printed: Thursday, February 22, 2018 10:53:16 Pacific Standard Time

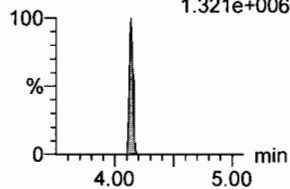
Name: 180221M1_13, Date: 21-Feb-2018, Time: 17:24:17, ID: ST180221M1-10 PFC CS7 18B0819, Description: PFC CS7 18B0819

6:2 FTS

F23:MRM of 2 channels,ES-
427.1 > 407
2.746e+006

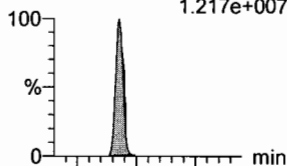


F23:MRM of 2 channels,ES-
427.1 > 80
1.321e+006

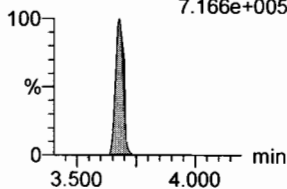


PFHpA

F15:MRM of 2 channels,ES-
363.0 > 318.9
1.217e+007

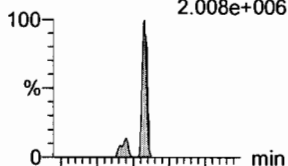


F15:MRM of 2 channels,ES-
363.0 > 169.0
7.166e+005

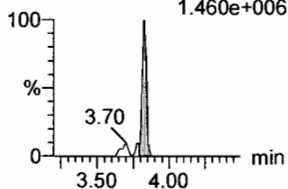


L-PFHxS

F17:MRM of 2 channels,ES-
398.9 > 79.6
2.008e+006

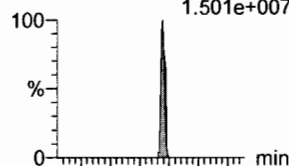


F17:MRM of 2 channels,ES-
398.9 > 99.0
1.460e+006

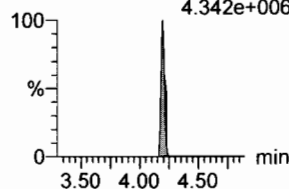


L-PFOA

F20:MRM of 2 channels,ES-
413 > 368.7
1.501e+007

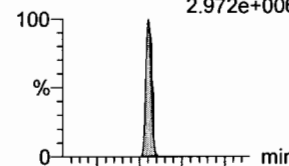


F20:MRM of 2 channels,ES-
413 > 169
4.342e+006

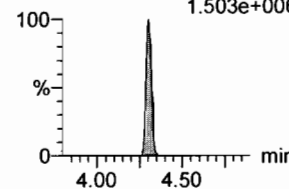


PFHpS

F25:MRM of 2 channels,ES-
449 > 80.0
2.972e+006

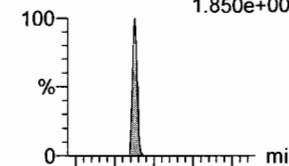


F25:MRM of 2 channels,ES-
449 > 98.7
1.503e+006

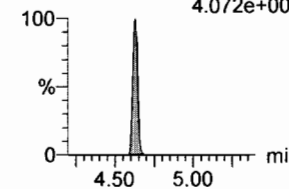


PFNA

F26:MRM of 2 channels,ES-
463.0 > 418.8
1.850e+007

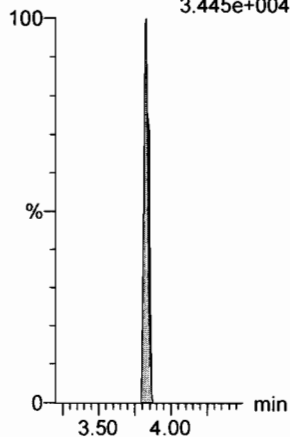


F26:MRM of 2 channels,ES-
463.0 > 219.0
4.072e+006



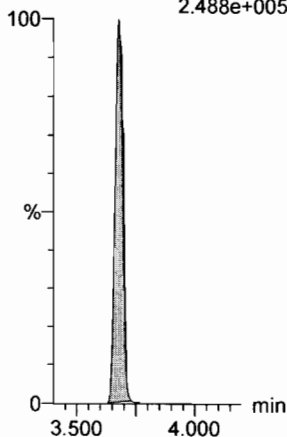
18O2-PFHxS

F19:MRM of 1 channel,ES-
403.0 > 102.6
3.445e+004



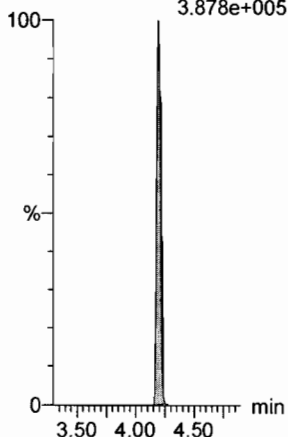
13C4-PFHpA

F16:MRM of 1 channel,ES-
367.2 > 321.8
2.488e+005



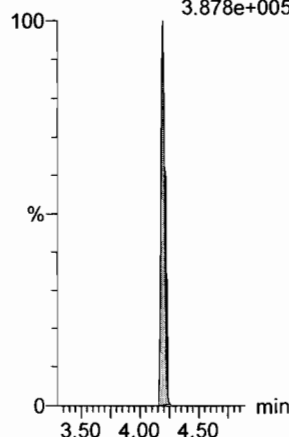
13C2-PFOA

F21:MRM of 1 channel,ES-
414.9 > 369.7
3.878e+005



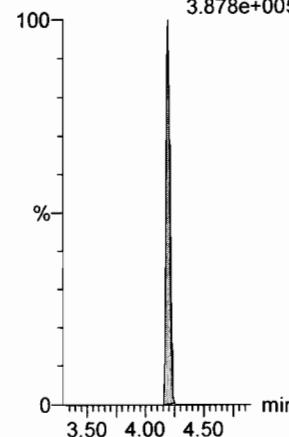
13C2-PFOA

F21:MRM of 1 channel,ES-
414.9 > 369.7
3.878e+005



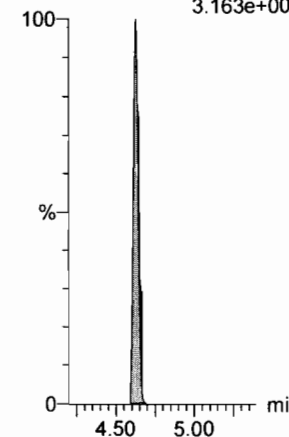
13C2-PFOA

F21:MRM of 1 channel,ES-
414.9 > 369.7
3.878e+005



13C5-PFNA

F27:MRM of 1 channel,ES-
468.2 > 422.9
3.163e+005



Dataset: F:\Projects\PFAS.PRO\Results\180221M1\180221M1-CRV.qld

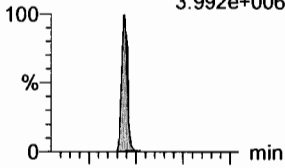
Last Altered: Thursday, February 22, 2018 10:52:55 Pacific Standard Time

Printed: Thursday, February 22, 2018 10:53:16 Pacific Standard Time

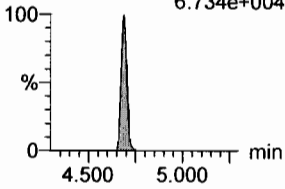
Name: 180221M1_13, Date: 21-Feb-2018, Time: 17:24:17, ID: ST180221M1-10 PFC CS7 18B0819, Description: PFC CS7 18B0819

PFOSA

F29:MRM of 4 channels,ES-
498.1 > 77.8
3.992e+006

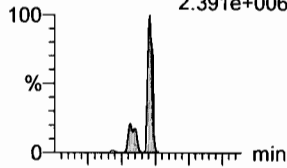


F29:MRM of 4 channels,ES-
498.1 > 478
6.734e+004

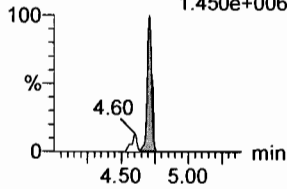


L-PFOS

F31:MRM of 2 channels,ES-
499 > 79.9
2.391e+006

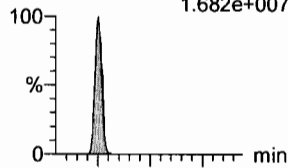


F31:MRM of 2 channels,ES-
499 > 99
1.450e+006

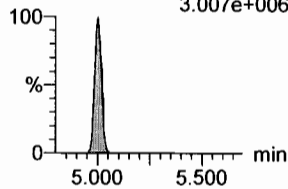


PFDA

F36:MRM of 2 channels,ES-
513 > 468.8
1.682e+007

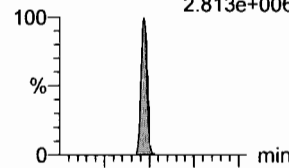


F36:MRM of 2 channels,ES-
513 > 219
3.007e+006

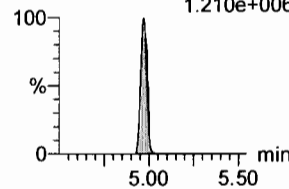


8:2 FTS

F41:MRM of 2 channels,ES-
527 > 506.9
2.813e+006

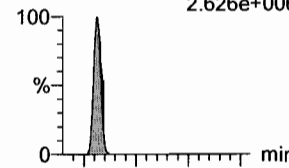


F41:MRM of 2 channels,ES-
527 > 80
1.210e+006

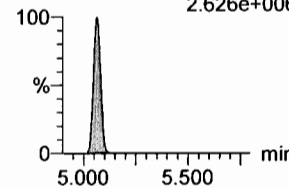


PFNS

F44:MRM of 2 channels,ES-
549.1 > 80.1
2.626e+006

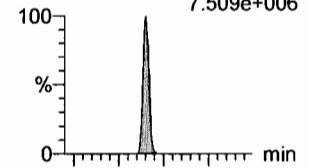


F44:MRM of 2 channels,ES-
549.1 > 80.1
2.626e+006

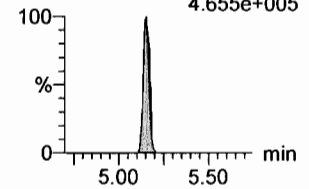


N-MeFOSAA

F47:MRM of 2 channels,ES-
570.1 > 419
7.509e+006

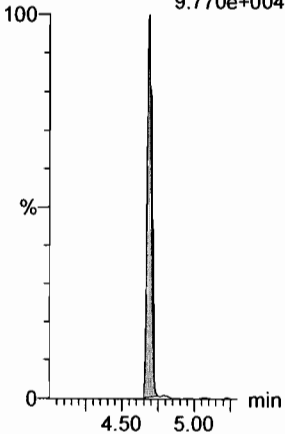


F47:MRM of 2 channels,ES-
570.1 > 483.0
4.655e+005



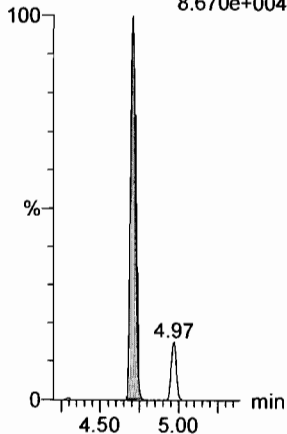
13C8-PFOA

F33:MRM of 1 channel,ES-
506.1 > 77.7
9.770e+004



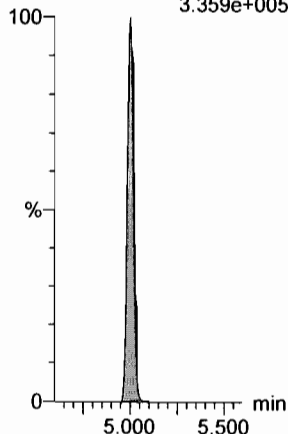
13C8-PFOS

F34:MRM of 1 channel,ES-
507.0 > 79.9
8.670e+004



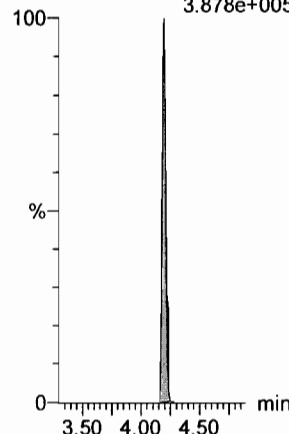
13C2-PFDA

F37:MRM of 1 channel,ES-
515.1 > 469.9
3.359e+005



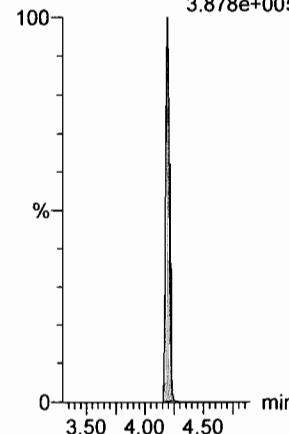
13C2-PFOA

F21:MRM of 1 channel,ES-
414.9 > 369.7
3.878e+005



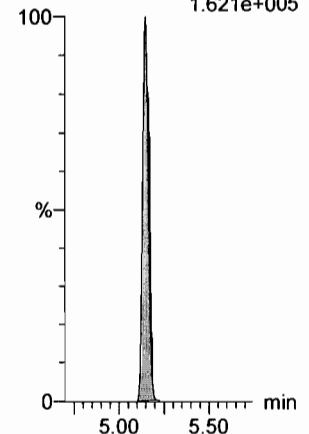
13C2-PFOA

F21:MRM of 1 channel,ES-
414.9 > 369.7
3.878e+005



d3-N-MeFOSAA

F49:MRM of 1 channel,ES-
573.3 > 419
1.621e+005



Dataset: F:\Projects\PFAS.PRO\Results\180221M1\180221M1-CRV.qld

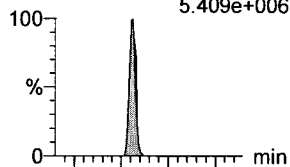
Last Altered: Thursday, February 22, 2018 10:52:55 Pacific Standard Time

Printed: Thursday, February 22, 2018 10:53:16 Pacific Standard Time

Name: 180221M1_13, Date: 21-Feb-2018, Time: 17:24:17, ID: ST180221M1-10 PFC CS7 18B0819, Description: PFC CS7 18B0819

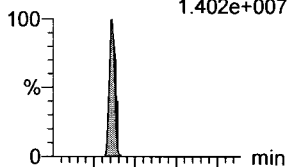
N-EtFOSAA

F50:MRM of 2 channels,ES-
584.2 > 419
5.409e+006




PFDoA

F53:MRM of 4 channels,ES-
612.9 > 569.0
1.402e+007



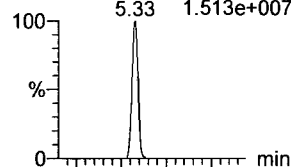
PFDS

F52:MRM of 2 channels,ES-
598.8 > 80
3.461e+006



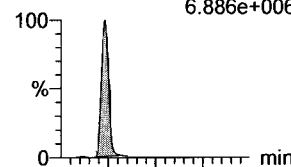
PFUdA

F45:MRM of 2 channels,ES-
563.0 > 518.9
5.33 1.513e+007



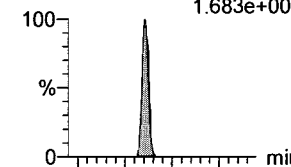
N-MeFOSA

F35:MRM of 2 channels,ES-
512.1 > 168.9
6.886e+006

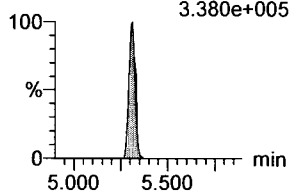


PFTrDA

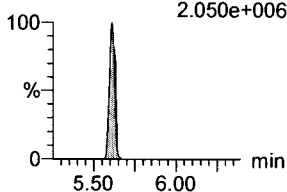
F59:MRM of 2 channels,ES-
662.9 > 618.9
1.683e+007



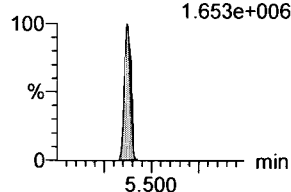
F50:MRM of 2 channels,ES-
584.2 > 483.0
3.380e+005



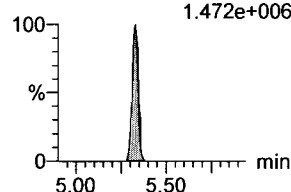
F53:MRM of 4 channels,ES-
612.9 > 318.8
2.050e+006



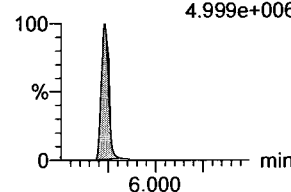
F52:MRM of 2 channels,ES-
598.8 > 98.7
1.653e+006



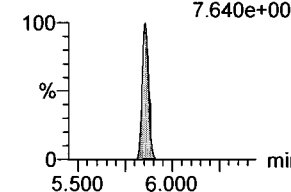
F45:MRM of 2 channels,ES-
563.0 > 269
1.472e+006



F35:MRM of 2 channels,ES-
512.1 > 219
4.999e+006

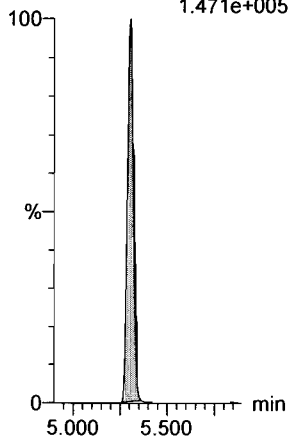


F59:MRM of 2 channels,ES-
662.9 > 319
7.640e+005



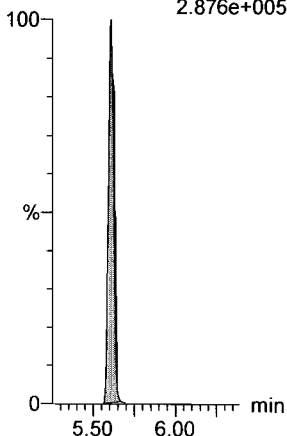
d5-N-EtFOSAA

F51:MRM of 1 channel,ES-
589.3 > 419
1.471e+005



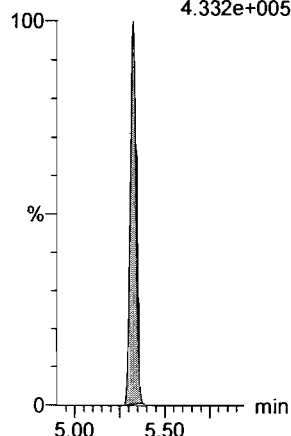
13C2-PFDoA

F54:MRM of 2 channels,ES-
615.0 > 569.7
2.876e+005



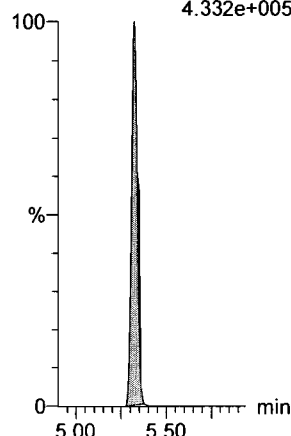
13C2-PFUdA

F46:MRM of 1 channel,ES-
565 > 519.8
4.332e+005



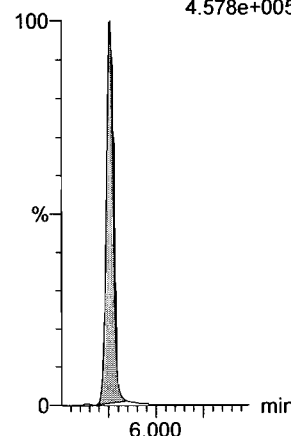
13C2-PFUdA

F46:MRM of 1 channel,ES-
565 > 519.8
4.332e+005



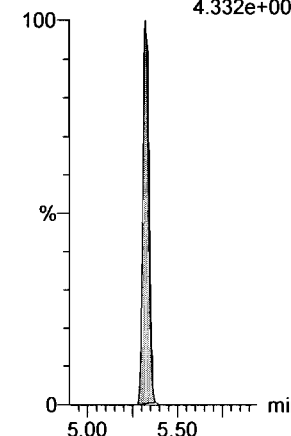
d3-N-MeFOSA

F38:MRM of 1 channel,ES-
515.2 > 168.9
4.578e+005



13C2-PFUdA

F46:MRM of 1 channel,ES-
565 > 519.8
4.332e+005



Dataset: F:\Projects\PFAS.PRO\Results\180221M1\180221M1-CRV.qld


Last Altered: Thursday, February 22, 2018 10:52:55 Pacific Standard Time

Printed: Thursday, February 22, 2018 10:53:16 Pacific Standard Time

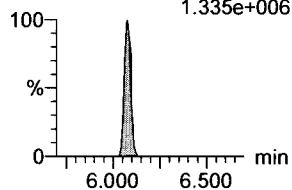
Name: 180221M1_13, Date: 21-Feb-2018, Time: 17:24:17, ID: ST180221M1-10 PFC CS7 18B0819, Description: PFC CS7 18B0819

PFTeDA

F60:MRM of 2 channels,ES-
712.9 > 668.8
1.121e+007

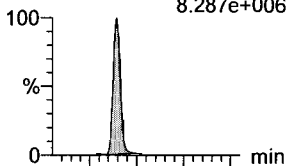


F60:MRM of 2 channels,ES-
712.9 > 369
1.335e+006

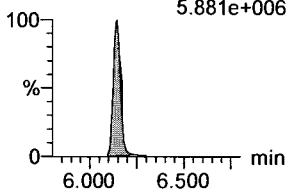


N-EtFOSA

F40:MRM of 2 channels,ES-
526.1 > 168.9
8.287e+006

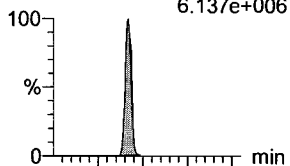


F40:MRM of 2 channels,ES-
526.1 > 219
5.881e+006

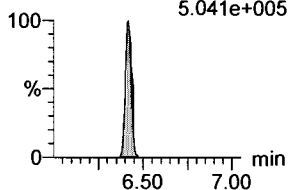


PFHxDA

F62:MRM of 2 channels,ES-
813.1 > 768.6
6.137e+006

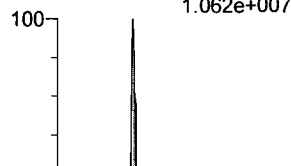


F62:MRM of 2 channels,ES-
813.1 > 219
5.041e+005




PFODA

F64:MRM of 1 channel,ES-
913.1 > 868.8
1.062e+007




N-MeFOSE

F55:MRM of 1 channel,ES-
616.1 > 58.9
8.596e+006



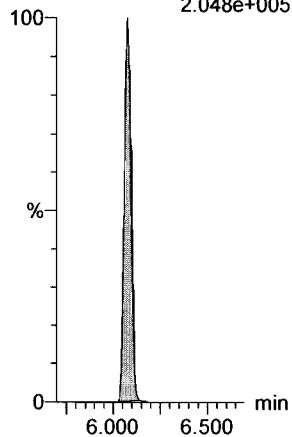
N-EtFOSE

F57:MRM of 1 channel,ES-
630.1 > 58.9
1.374e+007



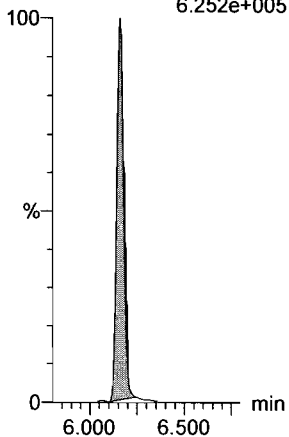
13C2-PFTeDA

F61:MRM of 2 channels,ES-
714.8 > 669.6
2.048e+005



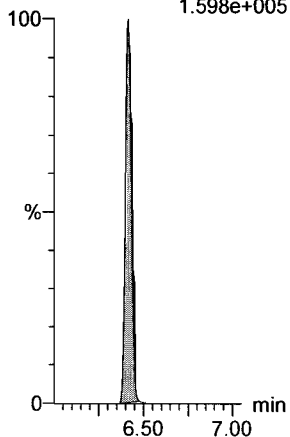
d5-N-ETFOSA

F43:MRM of 1 channel,ES-
531.1 > 168.9
6.252e+005



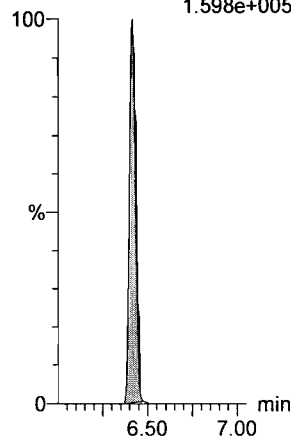
13C2-PFHxDA

F63:MRM of 1 channel,ES-
815 > 769.7
1.598e+005



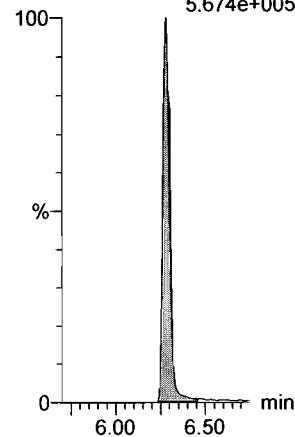
13C2-PFHxDA

F63:MRM of 1 channel,ES-
815 > 769.7
1.598e+005



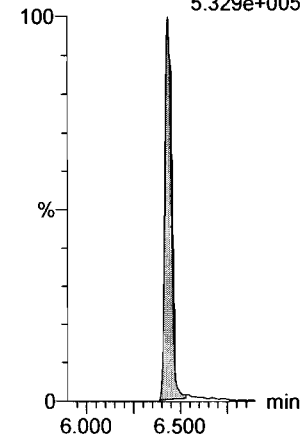
d7-N-MeFOSE

F56:MRM of 1 channel,ES-
623.1 > 58.9
5.674e+005



d9-N-EtFOSE

F58:MRM of 1 channel,ES-
639.2 > 58.8
5.329e+005

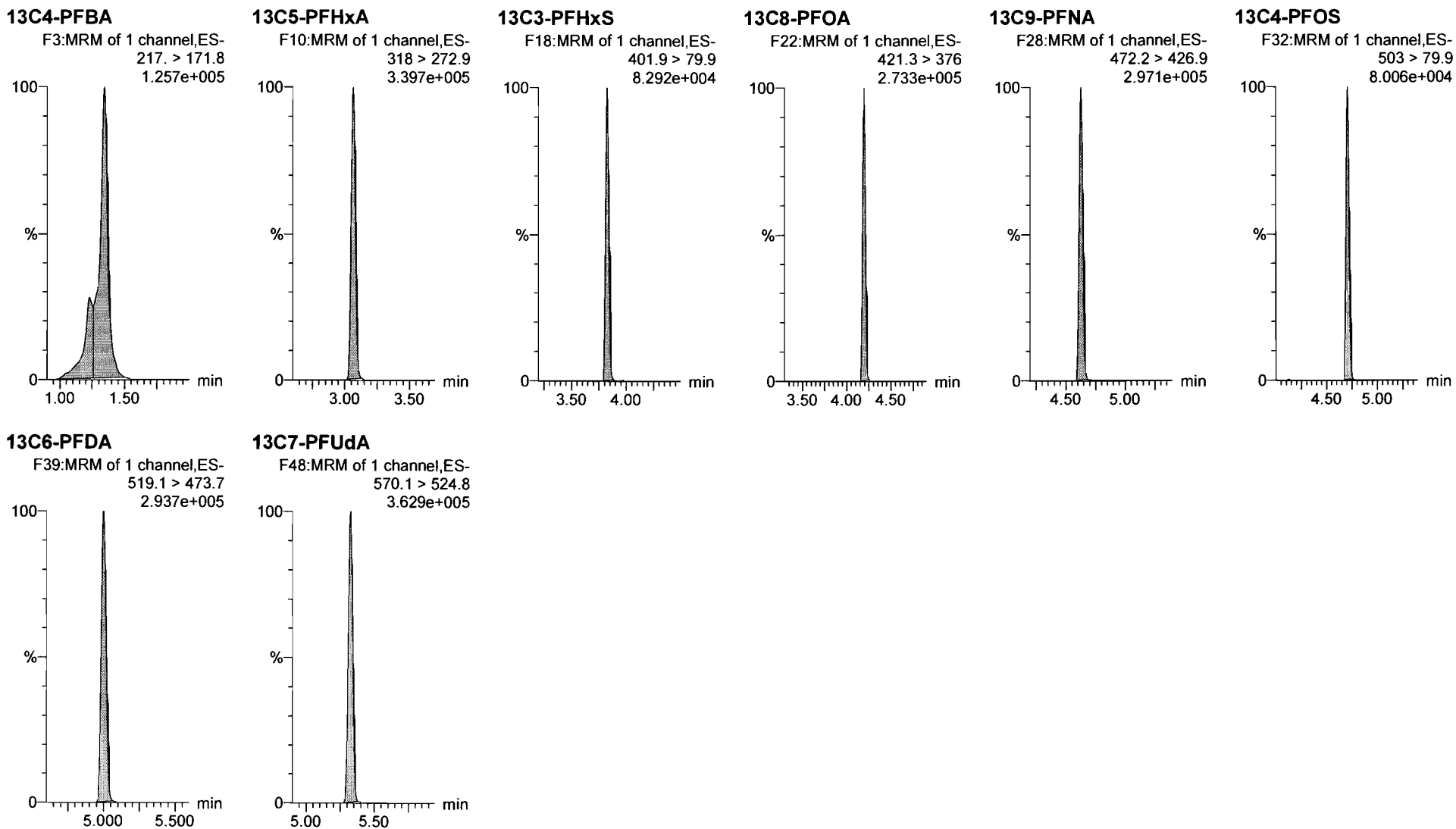


Dataset: F:\Projects\PFAS.PRO\Results\180221M1\180221M1-CRV.qld

Last Altered: Thursday, February 22, 2018 10:52:55 Pacific Standard Time

Printed: Thursday, February 22, 2018 10:53:16 Pacific Standard Time

Name: 180221M1_13, Date: 21-Feb-2018, Time: 17:24:17, ID: ST180221M1-10 PFC CS7 18B0819, Description: PFC CS7 18B0819



Dataset: F:\Projects\PFAS.PRO\Results\180221M1\180221M1-15.qld

Last Altered: Thursday, February 22, 2018 11:16:35 Pacific Standard Time

Printed: Thursday, February 22, 2018 11:16:48 Pacific Standard Time

JA
02/22/2018

(A) Not in ICV.

Method: F:\Projects\PFAS.PRO\MethDB\PFAS_FULL_80C_022118.mdb 22 Feb 2018 10:27:20

Calibration: F:\Projects\PFAS.PRO\CurveDB\C18_VAL-PFAS_Q4_02-21-18-FULL.cdb 22 Feb 2018 11:04:24

Name: 180221M1_15, Date: 21-Feb-2018, Time: 17:47:16, ID: ICV180221M1-1 PFC ICV 18B0809, Description: PFC ICV 18B0809

#	Name	Trace	Area	IS Area	RRF	Pred.RT	RT	y Axis Resp.	Conc.	%Rec	Recovery Out
1	1 PFBA	213.0 > 168.8	9.20e3	1.11e4		1.46	1.32	10.4	9.06	90.6	NO
2	2 PFPeA	263.1 > 218.9	1.13e4	1.54e4		2.42	2.28	9.19	9.21	92.1	NO
3	3 PFBS	299.0 > 79.7	2.14e3	1.84e3		2.60	2.56	14.5	8.58	85.8	NO
4	4 4:2 FTS	327.2>307.2	1.86e3	1.84e3		3.00	2.96	12.7	10.7	107.1	NO
5	5 PFHxA	313.2 > 268.9	1.27e4	4.40e3		3.19	3.05	14.4	9.76	97.6	NO
6	6 PFPeS	349.1>80.1	2.63e3	1.84e3		3.39	3.26	17.9	9.23	92.3	NO
7	7 PFHpA	363.0 > 318.9	1.23e4	1.21e4		3.81	3.67	12.7	9.77	97.7	NO
8	8 L-PFHxS	398.9 > 79.6	1.68e3	1.50e3		3.85	3.82	14.0	7.34	73.4	NO
9	10 6:2 FTS	427.1 > 407	2.87e3	1.56e4		4.28	4.13	2.30	10.6	105.5	NO
10	11 L-PFOA	413 > 368.7	1.13e4	1.56e4		4.22	4.19	9.05	9.55	95.5	NO
11	13 PFHpS	449 > 80.0	2.55e3	4.25e3		4.44	4.30	7.50	7.04	70.4	NO
12	14 PFNA	463.0 > 418.8	1.35e4	1.33e4		4.76	4.62	12.7	9.35	93.5	NO
13	15 PFOSA	498.1 > 77.8	3.35e3	4.52e3		4.83	4.69	9.26	8.94	89.4	NO
14	16 L-PFOS	499 > 79.9	2.57e3	4.25e3		4.74	4.70	7.56	7.51	75.1	NO
15	18 PFDA	513 > 468.8	1.43e4	1.49e4		5.14	5.00	12.0	9.57	95.7	NO
16	19 8:2 FTS	527 > 506.9	2.77e3	1.56e4		5.12	4.96	2.22	11.8	118.0	NO
17	20 PFNS	549.1>80.1	2.34e3	4.25e3		5.08	5.06	6.88	7.29	72.9	NO
18	21 N-MeFOSAA	570.1 > 419	8.06e3	7.27e3		5.29	5.15	13.9	9.93	99.3	NO
19	22 N-EtFOSAA	584.2 > 419	4.91e3	7.66e3		5.45	5.31	8.00	7.49	74.9	NO
20	23 PFUdA	563.0 > 518.9	1.18e4	1.70e4		5.46	5.32	8.65	8.21	82.1	NO
21	24 PFDS	598.8 > 80	2.97e3	1.70e4		5.51	5.37	2.18	8.19	81.9	NO
22	25 PFDoA	612.9 > 569.0	1.11e4	1.60e4		5.74	5.60	8.69	8.56	85.6	NO
23	26 N-MeFOSA	512.1 > 168.9		2.09e4		5.84					NO
24	27 PFTTrDA	662.9 > 618.9	1.52e4	1.70e4		5.98	5.86	11.2	10.4	104.2	NO
25	28 PFTeDA	712.9 > 668.8	1.09e4	6.38e3		6.20	6.08	21.3	8.73	87.3	NO
26	29 N-EtFOSA	526.1 > 168.9		3.31e4		6.22					NO
27	30 PFHxDA	813.1 > 768.6		5.43e3		6.51					NO
28	31 PFODA	913.1 > 868.8		5.43e3		6.74					NO
29	32 N-MeFOSE	616.1 > 58.9		3.19e4		6.31					NO
30	33 N-EtFOSE	630.1 > 58.9		2.51e4		6.45					NO
31	34 13C3-PFBA	216.1 > 171.8	1.11e4	1.21e4	0.880	1.46	1.33	11.4	13.0	103.9	NO

(A)

(A)

↓

am
2/22/18

Dataset: F:\Projects\PFAS.PRO\Results\180221M1\180221M1-15.qld

Last Altered: Thursday, February 22, 2018 11:16:35 Pacific Standard Time

Printed: Thursday, February 22, 2018 11:16:48 Pacific Standard Time

Name: 180221M1_15, Date: 21-Feb-2018, Time: 17:47:16, ID: ICV180221M1-1 PFC ICV 18B0809, Description: PFC ICV 18B0809

	# Name	Trace	Area	IS Area	RRF	Pred.RT	RT	y Axis Resp.	Conc.	%Rec	Recovery Out
32	35 13C3-PFPeA	266. > 221.8	1.54e4	1.44e4	0.917	2.42	2.28	13.4	14.6	116.5	NO
33	36 13C3-PFBS	302. > 98.8	1.84e3	1.44e4	0.121	2.69	2.56	1.60	13.2	105.8	NO
34	37 13C2-PFHxA	315 > 269.8	4.40e3	1.44e4	0.719	3.19	3.05	3.83	5.32	106.4	NO
35	38 13C4-PFHpA	367.2 > 321.8	1.21e4	1.44e4	0.722	3.81	3.67	10.5	14.6	116.6	NO
36	39 18O2-PFHxS	403.0 > 102.6	1.50e3	3.71e3	0.376	3.96	3.82	5.05	13.4	107.4	NO
37	40 13C2-PFOA	414.9 > 369.7	1.56e4	1.28e4	1.324	4.33	4.19	15.2	11.5	91.8	NO
38	41 13C5-PFNA	468.2 > 422.9	1.33e4	1.41e4	0.928	4.76	4.62	11.8	12.7	101.5	NO
39	42 13C8-PFOA	506.1 > 77.7	4.52e3	1.72e4	0.235	4.83	4.68	3.28	13.9	111.4	NO
40	43 13C8-PFOS	507.0 > 79.9	4.25e3	3.67e3	1.026	4.84	4.70	14.5	14.1	112.9	NO
41	44 13C2-PFDA	515.1 > 469.9	1.49e4	1.27e4	1.017	5.14	5.00	14.7	14.5	115.8	NO
42	45 d3-N-MeFOSAA	573.3 > 419	7.27e3	1.72e4	0.412	5.29	5.14	5.27	12.8	102.4	NO
43	46 d5-N-EtFOSAA	589.3 > 419	7.66e3	1.72e4	0.418	5.45	5.31	5.56	13.3	106.4	NO
44	47 13C2-PFUdA	565 > 519.8	1.70e4	1.72e4	1.056	5.46	5.32	12.3	11.7	93.5	NO
45	48 13C2-PFDoA	615.0 > 569.7	1.60e4	1.72e4	0.949	5.74	5.61	11.6	12.2	97.7	NO
46	49 d3-N-MeFOSA	515.2 > 168.9	2.09e4	1.72e4	0.105	5.84	5.75	15.1	144	96.2	NO
47	50 13C2-PFTeDA	714.8 > 669.6	6.38e3	1.72e4	0.389	6.20	6.08	4.63	11.9	95.2	NO
48	51 d5-N-ETFOSA	531.1 > 168.9	3.31e4	1.72e4	0.160	6.22	6.16	24.0	150	100.1	NO
49	52 13C2-PFHxDA	815 > 769.7	5.43e3	1.72e4	0.833	6.51	6.41	3.94	4.73	94.6	NO
50	53 d7-N-MeFOSE	623.1 > 58.9	3.19e4	1.72e4	0.148	6.31	6.29	23.1	156	104.1	NO
51	54 d9-N-EtFOSE	639.2 > 58.8	2.51e4	1.72e4	0.131	6.45	6.44	18.2	139	92.9	NO
52	55 13C4-PFBA	217. > 171.8	1.21e4	1.21e4	1.000	1.46	1.33	12.5	12.5	100.0	NO
53	56 13C5-PFHxA	318 > 272.9	1.44e4	1.44e4	1.000	3.19	3.05	12.5	12.5	100.0	NO
54	57 13C3-PFHxS	401.9 > 79.9	3.71e3	3.71e3	1.000	3.96	3.82	12.5	12.5	100.0	NO
55	58 13C8-PFOA	421.3 > 376	1.28e4	1.28e4	1.000	4.33	4.19	12.5	12.5	100.0	NO
56	59 13C9-PFNA	472.2 > 426.9	1.41e4	1.41e4	1.000	4.70	4.62	12.5	12.5	100.0	NO
57	60 13C4-PFOS	503 > 79.9	3.67e3	3.67e3	1.000	4.84	4.70	12.5	12.5	100.0	NO
58	61 13C6-PFDA	519.1 > 473.7	1.27e4	1.27e4	1.000	5.14	5.00	12.5	12.5	100.0	NO
59	62 13C7-PFUdA	570.1 > 524.8	1.72e4	1.72e4	1.000	5.46	5.32	12.5	12.5	100.0	NO

Dataset: F:\Projects\PFAS.PRO\Results\180221M1\180221M1-15.qld

Last Altered: Thursday, February 22, 2018 11:16:35 Pacific Standard Time
Printed: Thursday, February 22, 2018 11:16:48 Pacific Standard Time

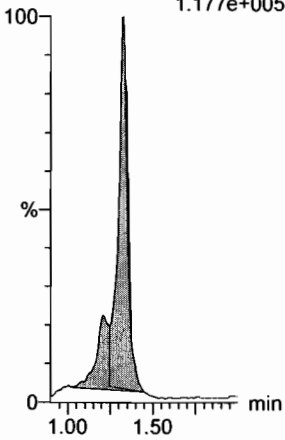
Method: F:\Projects\PFAS.PRO\MethDB\PFAS_FULL_80C_022118.mdb 22 Feb 2018 10:27:20

Calibration: F:\Projects\PFAS.PRO\CurveDB\C18_VAL-PFAS_Q4_02-21-18-FULL.cdb 22 Feb 2018 11:04:24

Name: 180221M1_15, Date: 21-Feb-2018, Time: 17:47:16, ID: ICV180221M1-1 PFC ICV 18B0809, Description: PFC ICV 18B0809

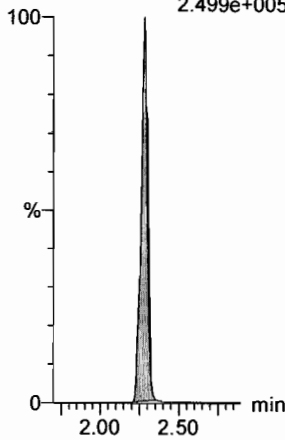
PFBA

F1:MRM of 1 channel,ES-
213.0 > 168.8
1.177e+005



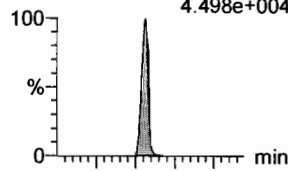
PFPeA

F4:MRM of 1 channel,ES-
263.1 > 218.9
2.499e+005

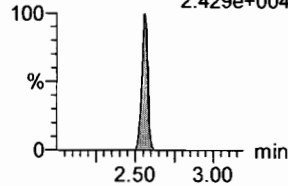


PFBS

F6:MRM of 2 channels,ES-
299.0 > 79.7
4.498e+004

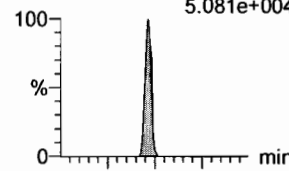


F6:MRM of 2 channels,ES-
299.0 > 99.0
2.429e+004

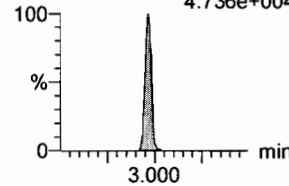


4:2 FTS

F11:MRM of 2 channels,ES-
327.2 > 307.2
5.081e+004

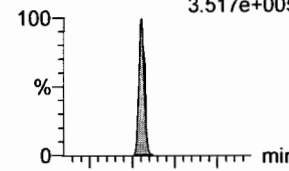


F11:MRM of 2 channels,ES-
327.2 > 81.1
4.736e+004

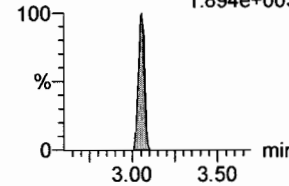


PFHxA

F8:MRM of 2 channels,ES-
313.2 > 268.9
3.517e+005

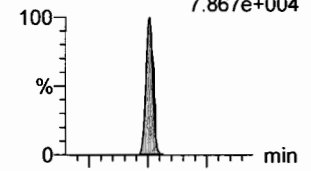


F8:MRM of 2 channels,ES-
313.2 > 119
1.894e+003

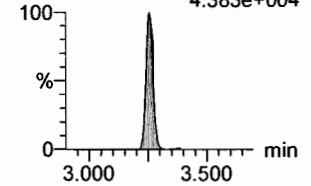


PFPeS

F14:MRM of 2 channels,ES-
349.1 > 80.1
7.867e+004

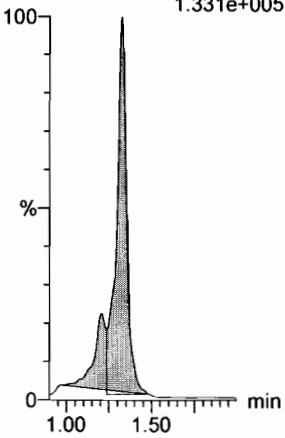


F14:MRM of 2 channels,ES-
349.1 > 99
4.383e+004



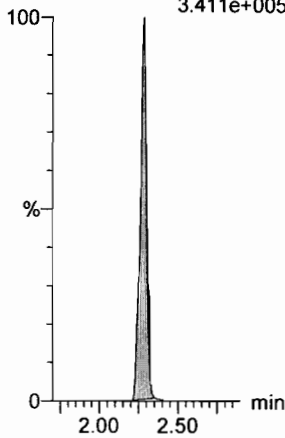
13C3-PFBA

F2:MRM of 1 channel,ES-
216.1 > 171.8
1.331e+005



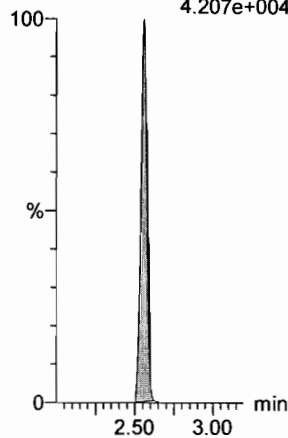
13C3-PFPeA

F5:MRM of 1 channel,ES-
266. > 221.8
3.411e+005



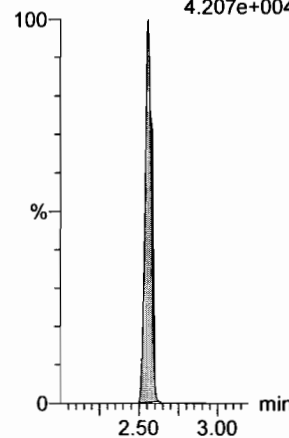
13C3-PFBS

F7:MRM of 1 channel,ES-
302. > 98.8
4.207e+004



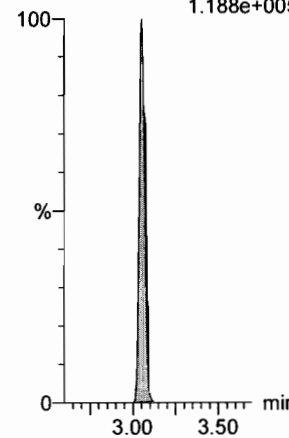
13C3-PFBS

F7:MRM of 1 channel,ES-
302. > 98.8
4.207e+004



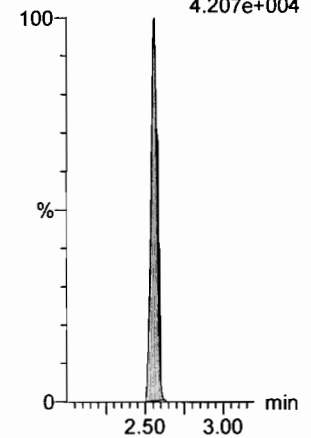
13C2-PFHxA

F9:MRM of 1 channel,ES-
315 > 269.8
1.188e+005



13C3-PFBS

F7:MRM of 1 channel,ES-
302. > 98.8
4.207e+004



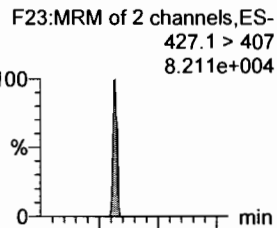
Dataset: F:\Projects\PFAS.PRO\Results\180221M1\180221M1-15.qld

Last Altered: Thursday, February 22, 2018 11:16:35 Pacific Standard Time

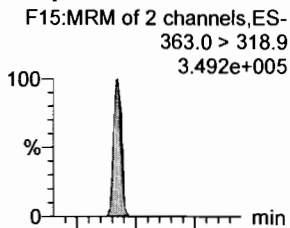
Printed: Thursday, February 22, 2018 11:16:48 Pacific Standard Time

Name: 180221M1_15, Date: 21-Feb-2018, Time: 17:47:16, ID: ICV180221M1-1 PFC ICV 18B0809, Description: PFC ICV 18B0809

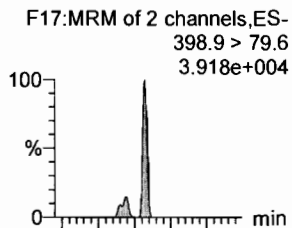
6:2 FTS



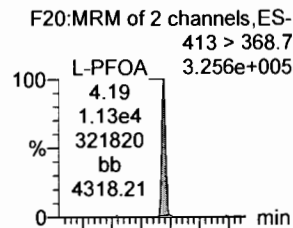
PFHpA



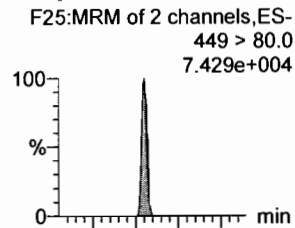
L-PFHxS



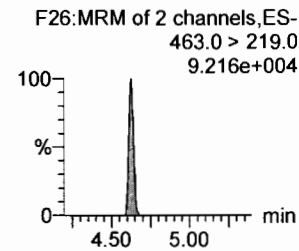
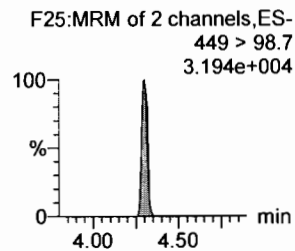
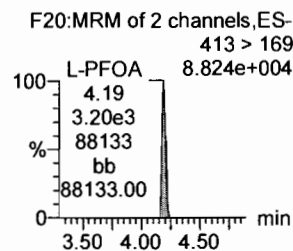
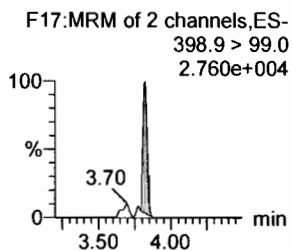
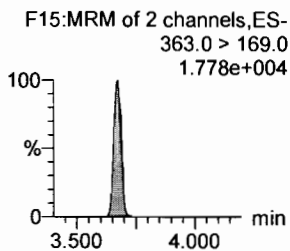
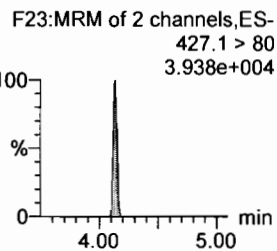
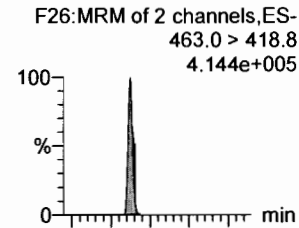
L-PFOA




PFHpS



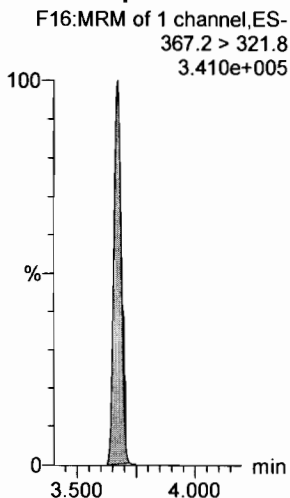
PFNA




1802-PFHxS



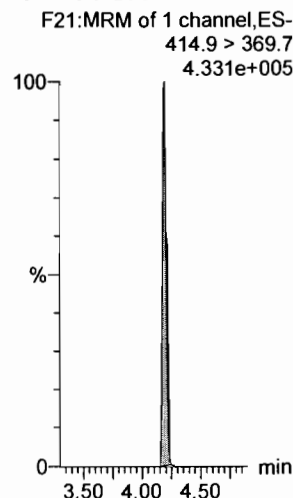
13C4-PFHpA



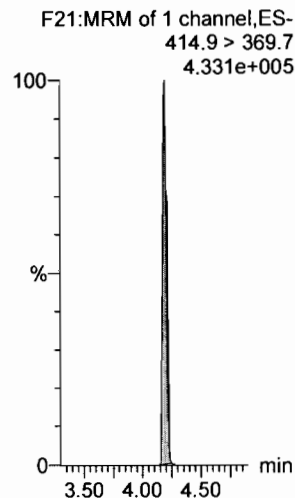
13C2-PFOA



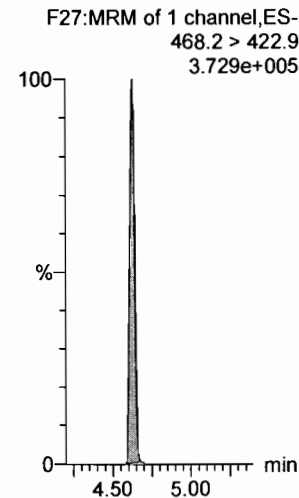
13C2-PFOA



13C2-PFOA



13C5-PFNA



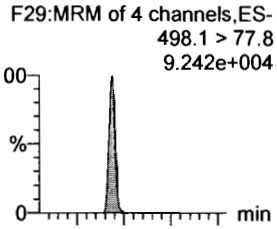
Dataset: F:\Projects\PFAS.PRO\Results\180221M1\180221M1-15.qld

Last Altered: Thursday, February 22, 2018 11:16:35 Pacific Standard Time

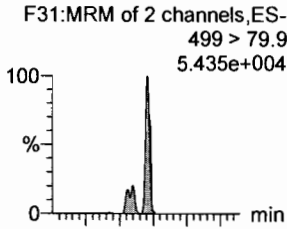
Printed: Thursday, February 22, 2018 11:16:48 Pacific Standard Time

Name: 180221M1_15, Date: 21-Feb-2018, Time: 17:47:16, ID: ICV180221M1-1 PFC ICV 18B0809, Description: PFC ICV 18B0809

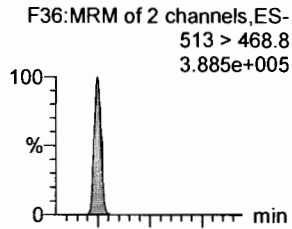
PFOSA



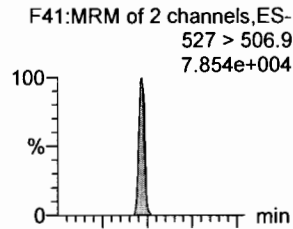
L-PFOS



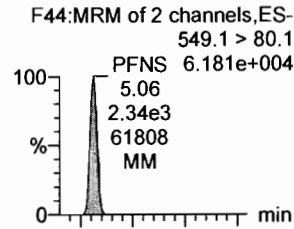
PFDA



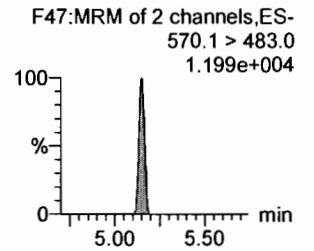
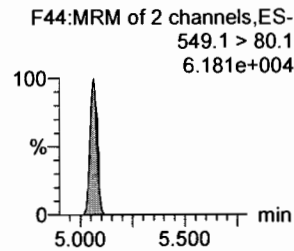
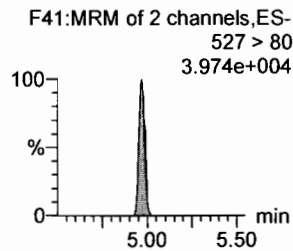
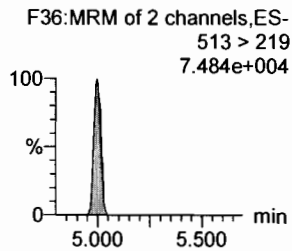
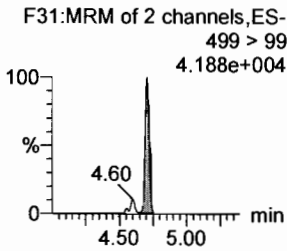
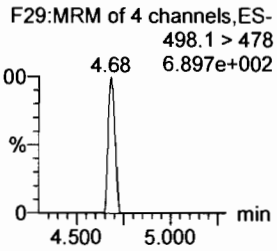
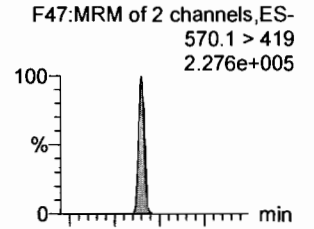
8:2 FTS



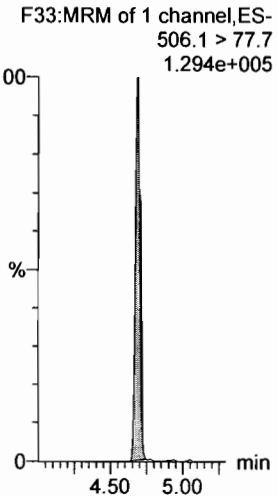
PFNS



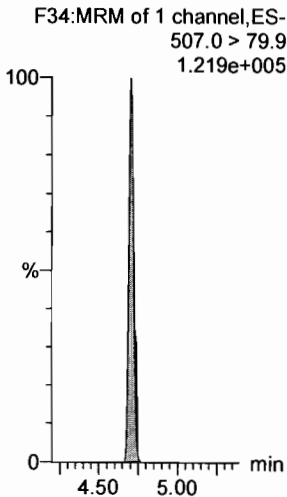
N-MeFOSAA



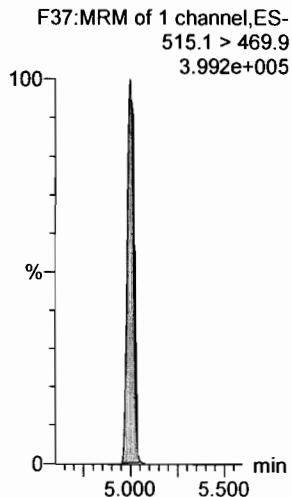
13C8-PFOA



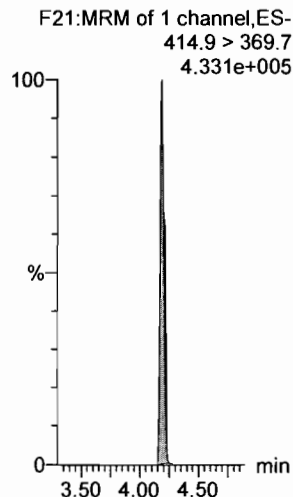
13C8-PFOS



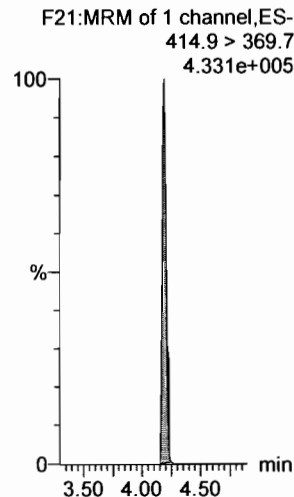
13C2-PFDA



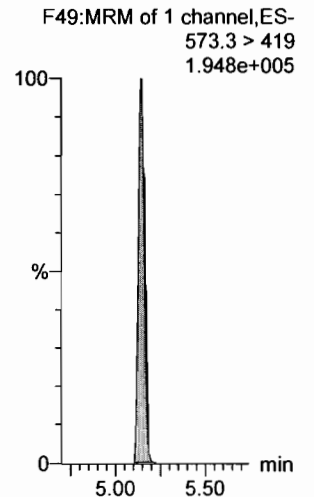
13C2-PFOA



13C2-PFOA



d3-N-MeFOSAA

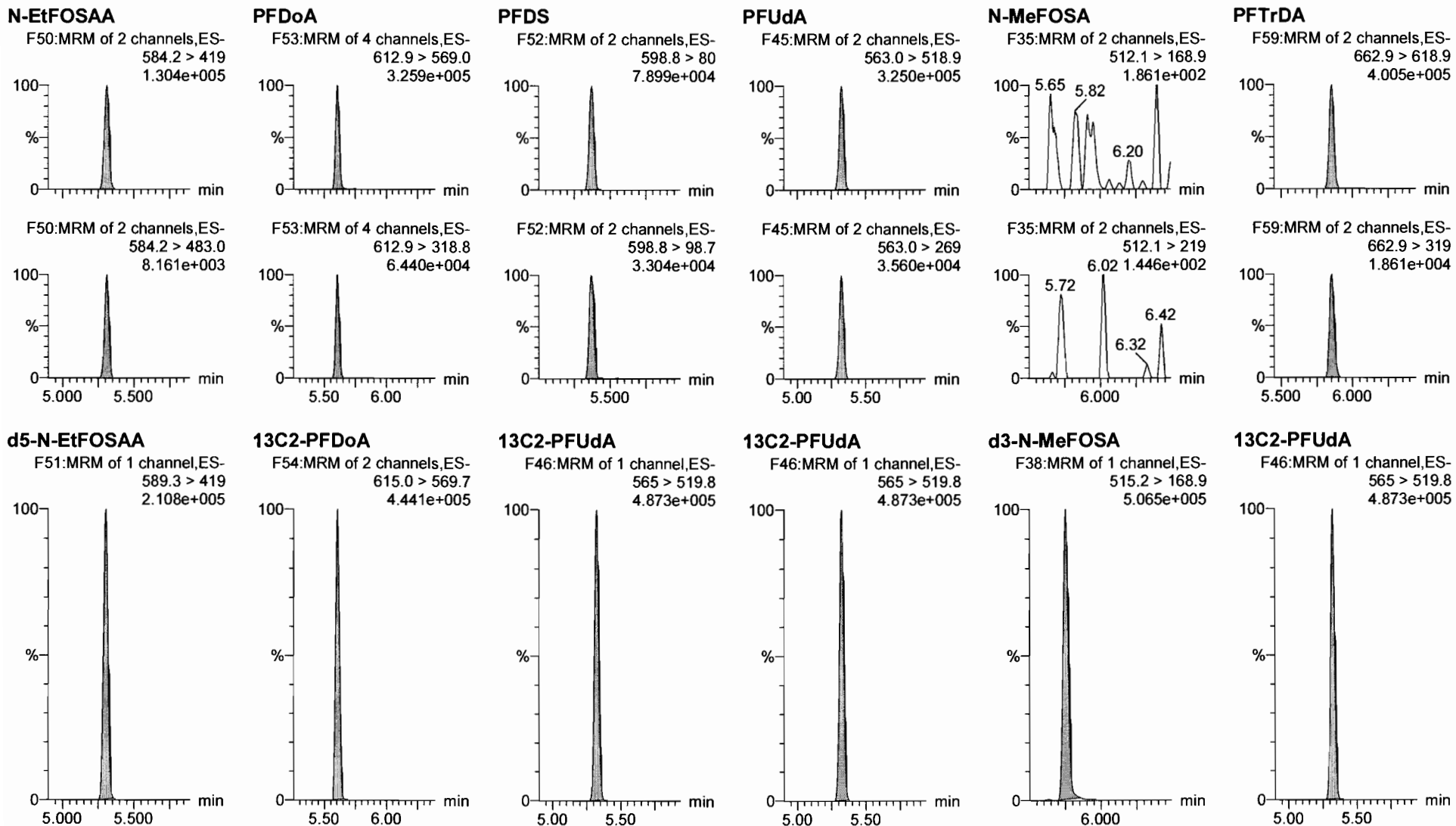


Dataset: F:\Projects\PFAS.PRO\Results\180221M1\180221M1-15.qld

Last Altered: Thursday, February 22, 2018 11:16:35 Pacific Standard Time

Printed: Thursday, February 22, 2018 11:16:48 Pacific Standard Time

Name: 180221M1_15, Date: 21-Feb-2018, Time: 17:47:16, ID: ICV180221M1-1 PFC ICV 18B0809, Description: PFC ICV 18B0809



Dataset: F:\Projects\PFAS.PRO\Results\180221M1\180221M1-15.qld

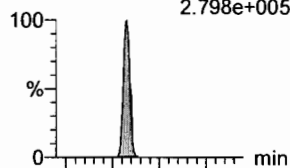
Last Altered: Thursday, February 22, 2018 11:16:35 Pacific Standard Time

Printed: Thursday, February 22, 2018 11:16:48 Pacific Standard Time

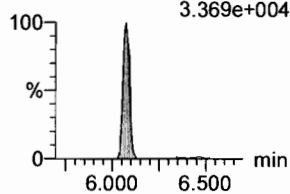
Name: 180221M1_15, Date: 21-Feb-2018, Time: 17:47:16, ID: ICV180221M1-1 PFC ICV 18B0809, Description: PFC ICV 18B0809

PFTeDA

F60:MRM of 2 channels,ES-
712.9 > 668.8
2.798e+005

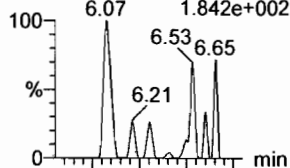


F60:MRM of 2 channels,ES-
712.9 > 369
3.369e+004

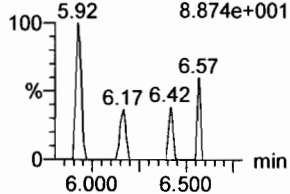


N-EtFOSA

F40:MRM of 2 channels,ES-
526.1 > 168.9
1.842e+002

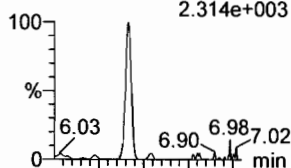


F40:MRM of 2 channels,ES-
526.1 > 219
8.874e+001

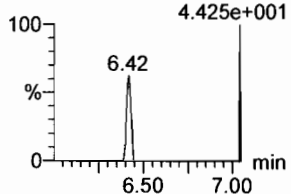


PFHxDA

F62:MRM of 2 channels,ES-
813.1 > 768.6
2.314e+003




F62:MRM of 2 channels,ES-
813.1 > 219
4.425e+001

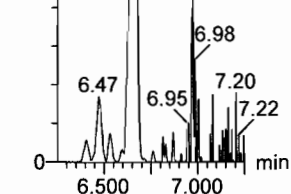


PFODA

F64:MRM of 1 channel,ES-
913.1 > 868.8
7.034e+002

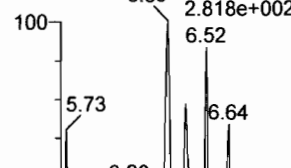


F64:MRM of 1 channel,ES-
913.1 > 219
7.034e+002

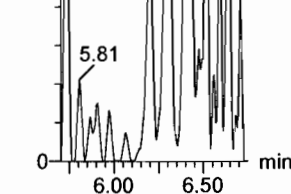


N-MeFOSE

F55:MRM of 1 channel,ES-
616.1 > 58.9
2.818e+002




F55:MRM of 1 channel,ES-
616.1 > 219
2.818e+002

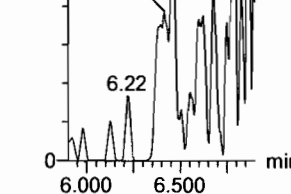


N-EtFOSE

F57:MRM of 1 channel,ES-
630.1 > 58.9
5.258e+002

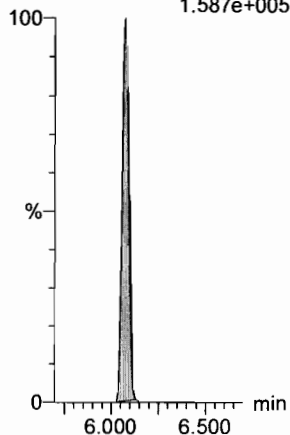


F57:MRM of 1 channel,ES-
630.1 > 219
5.258e+002



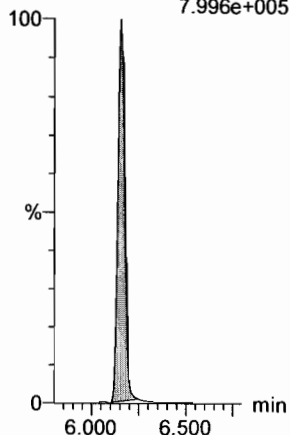
13C2-PFTeDA

F61:MRM of 2 channels,ES-
714.8 > 669.6
1.587e+005



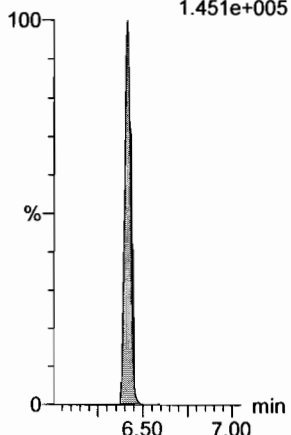
d5-N-ETFOSA

F43:MRM of 1 channel,ES-
531.1 > 168.9
7.996e+005



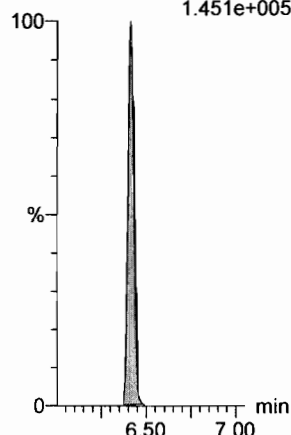
13C2-PFHxDA

F63:MRM of 1 channel,ES-
815 > 769.7
1.451e+005



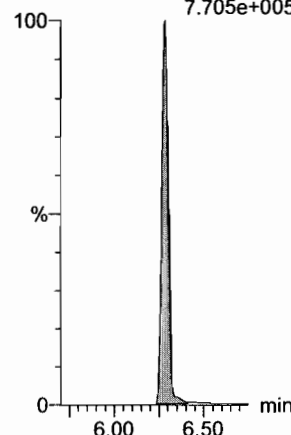
13C2-PFODA

F63:MRM of 1 channel,ES-
815 > 769.7
1.451e+005



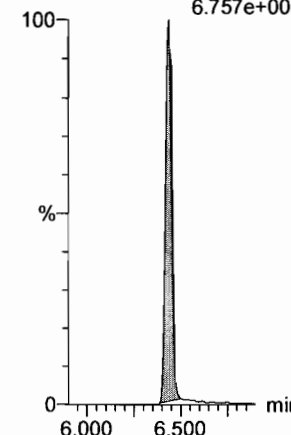
d7-N-MeFOSE

F56:MRM of 1 channel,ES-
623.1 > 58.9
7.705e+005



d9-N-EtFOSE

F58:MRM of 1 channel,ES-
639.2 > 58.8
6.757e+005



Dataset: F:\Projects\PFAS.PRO\Results\180221M1\180221M1-15.qld

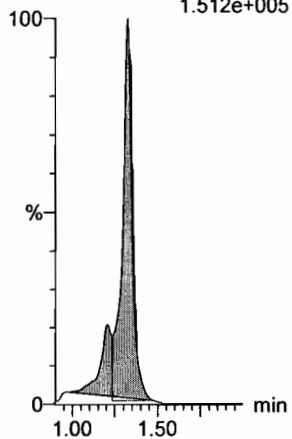
Last Altered: Thursday, February 22, 2018 11:16:35 Pacific Standard Time

Printed: Thursday, February 22, 2018 11:16:48 Pacific Standard Time

Name: 180221M1_15, Date: 21-Feb-2018, Time: 17:47:16, ID: ICV180221M1-1 PFC ICV 18B0809, Description: PFC ICV 18B0809

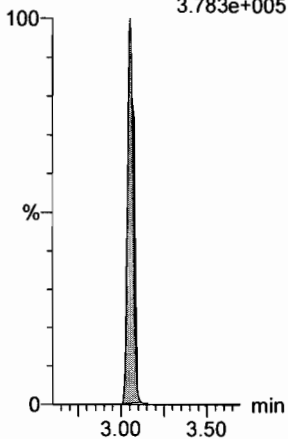
13C4-PFBA

F3:MRM of 1 channel,ES-
217. > 171.8
1.512e+005



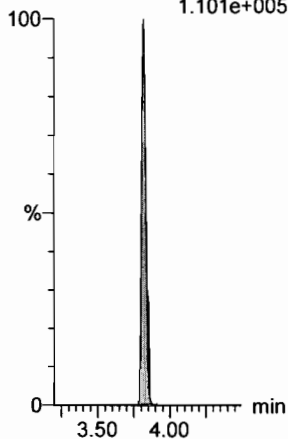
13C5-PFHxA

F10:MRM of 1 channel,ES-
318 > 272.9
3.783e+005



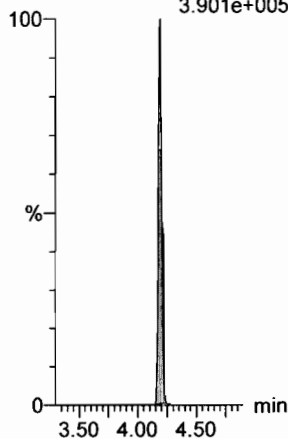
13C3-PFHxS

F18:MRM of 1 channel,ES-
401.9 > 79.9
1.101e+005



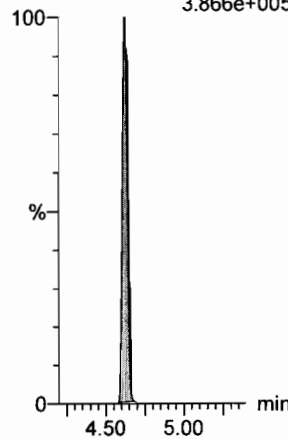
13C8-PFOA

F22:MRM of 1 channel,ES-
421.3 > 376
3.901e+005



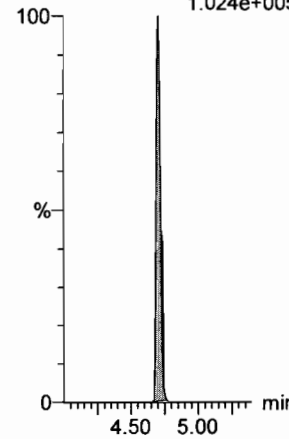
13C9-PFNA

F28:MRM of 1 channel,ES-
472.2 > 426.9
3.866e+005



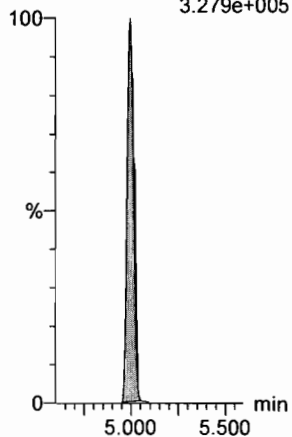
13C4-PFOS

F32:MRM of 1 channel,ES-
503 > 79.9
1.024e+005



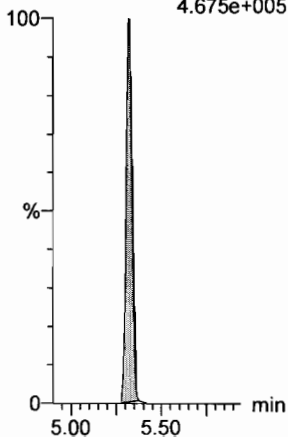
13C6-PFDA

F39:MRM of 1 channel,ES-
519.1 > 473.7
3.279e+005



13C7-PFUdA

F48:MRM of 1 channel,ES-
570.1 > 524.8
4.675e+005



Dataset: Untitled

Last Altered: Thursday, February 22, 2018 11:23:16 Pacific Standard Time

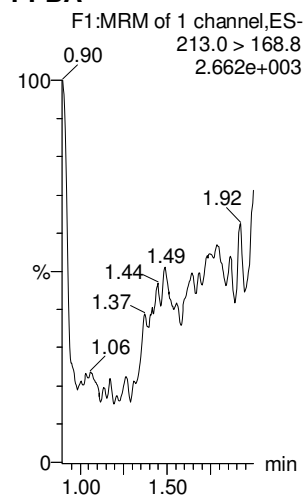
Printed: Thursday, February 22, 2018 11:23:25 Pacific Standard Time

Method: F:\Projects\PFAS.PRO\MethDB\PFAS_FULL_80C_022118.mdb 22 Feb 2018 10:27:20

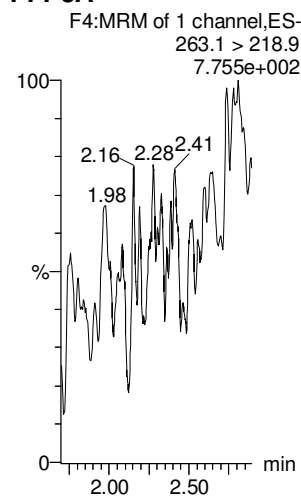
Calibration: F:\Projects\PFAS.PRO\CurveDB\C18_VAL-PFAS_Q4_02-21-18-FULL.cdb 22 Feb 2018 11:04:24

Name: 180221M1_14, Date: 21-Feb-2018, Time: 17:35:46, ID: IPA, Description: IPA

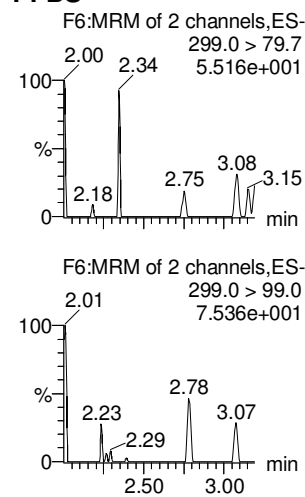
PFBA



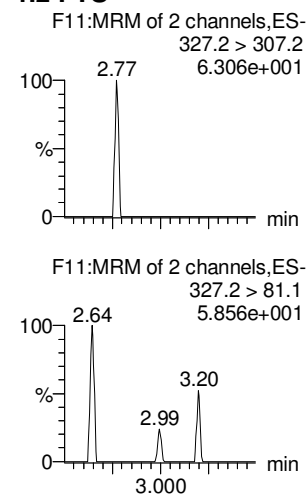
PFPeA



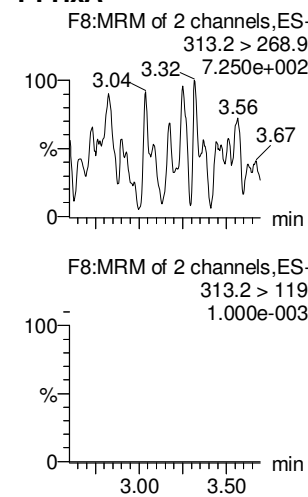
PFBS



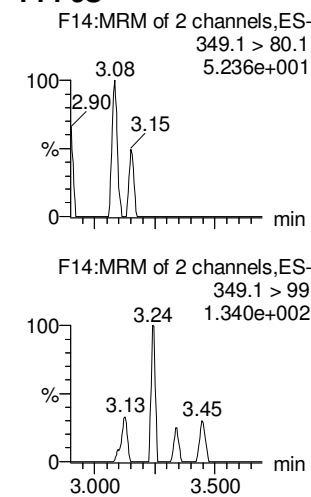
4:2 FTS



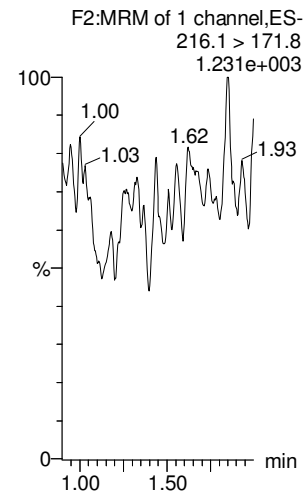
PFHxA



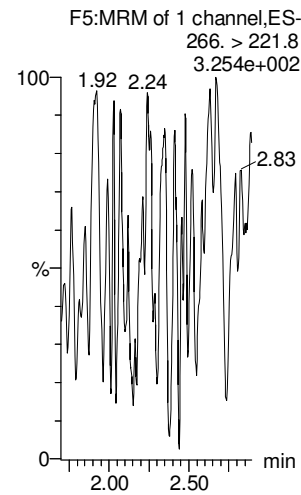
PFPeS



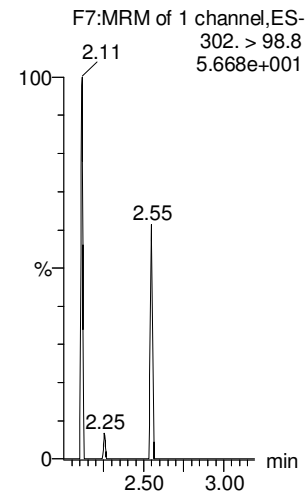
13C3-PFBA



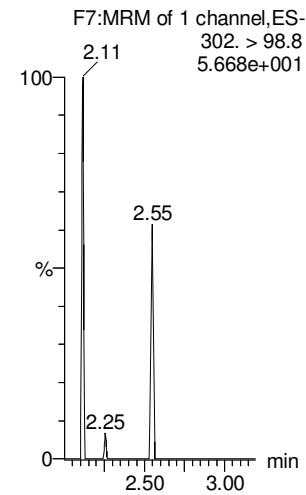
13C3-PFPeA



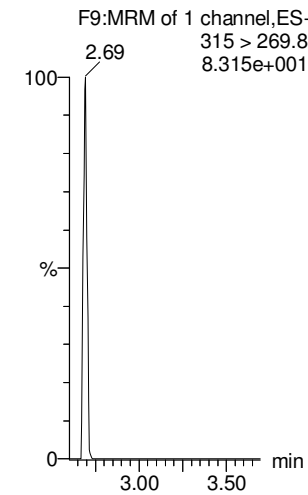
13C3-PFBS



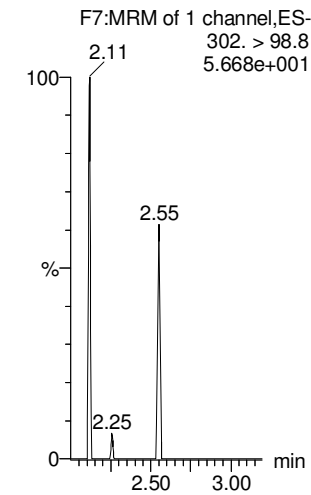
13C3-PFBS



13C2-PFHxA



13C3-PFBS



Dataset: Untitled

Last Altered: Thursday, February 22, 2018 11:23:16 Pacific Standard Time

Printed: Thursday, February 22, 2018 11:23:25 Pacific Standard Time

Name: 180221M1_14, Date: 21-Feb-2018, Time: 17:35:46, ID: IPA, Description: IPA

6:2 FTS

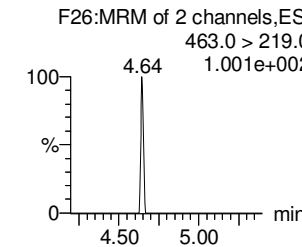
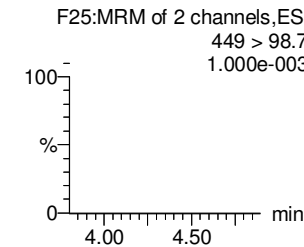
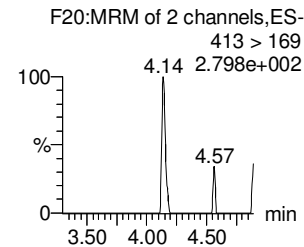
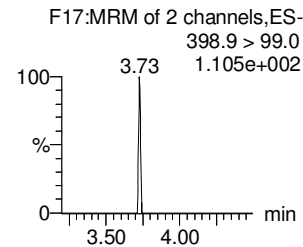
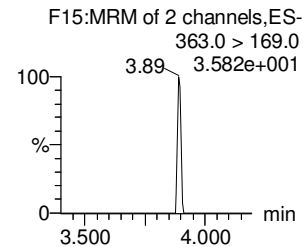
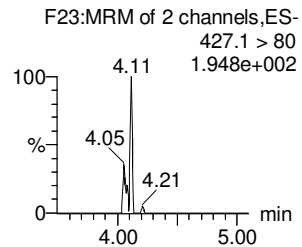
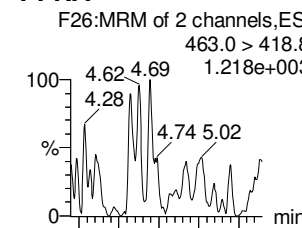
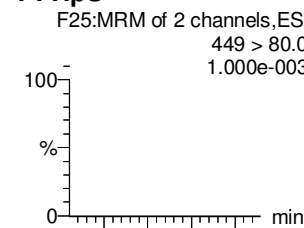
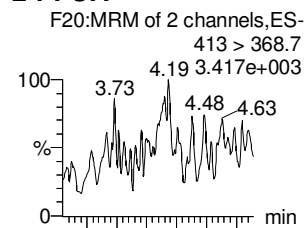
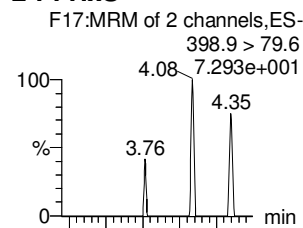
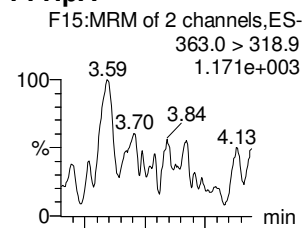
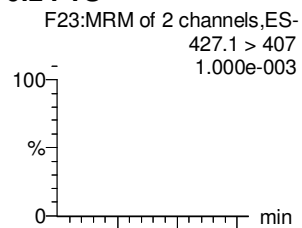
PFHpA

L-PFHxS

L-PFOA

PFHpS

PFNA



18O2-PFHxS

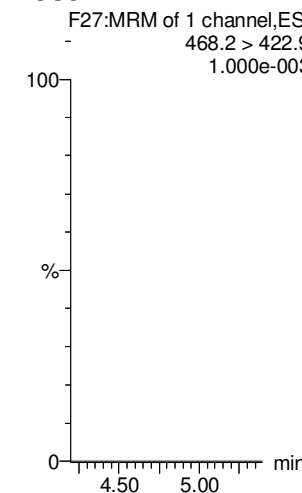
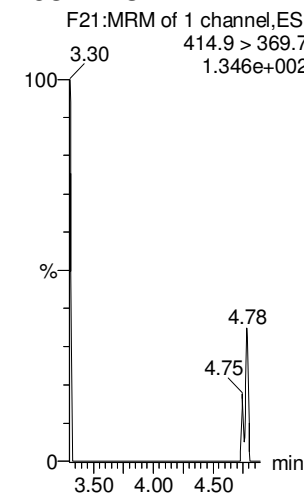
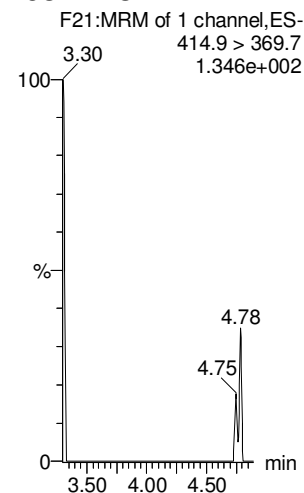
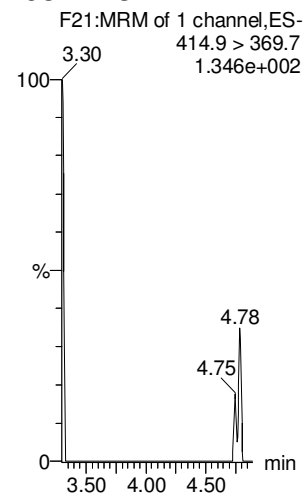
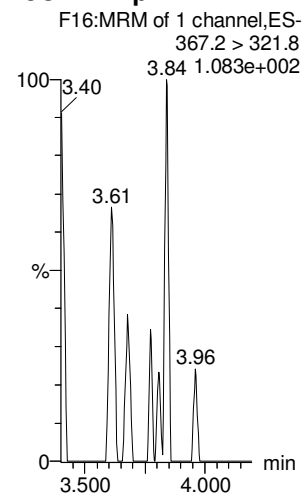
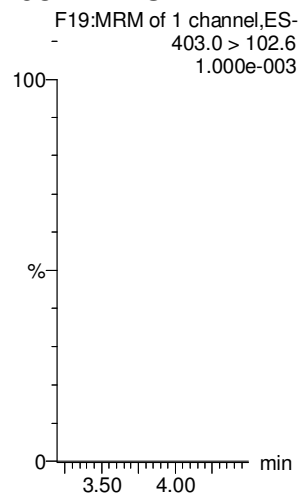
13C4-PFHpA

13C2-PFOA

13C2-PFOA

13C2-PFOA

13C5-PFNA



Dataset: Untitled

Last Altered: Thursday, February 22, 2018 11:23:16 Pacific Standard Time

Printed: Thursday, February 22, 2018 11:23:25 Pacific Standard Time

Name: 180221M1_14, Date: 21-Feb-2018, Time: 17:35:46, ID: IPA, Description: IPA

PFOSA

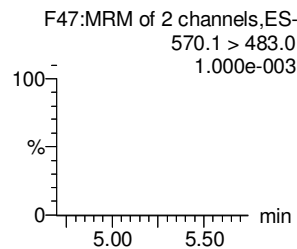
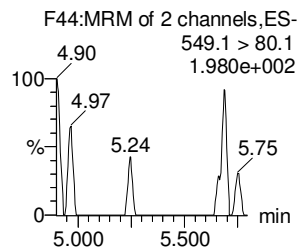
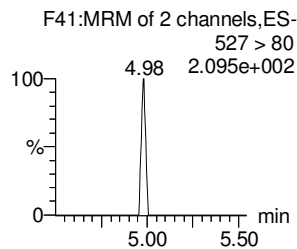
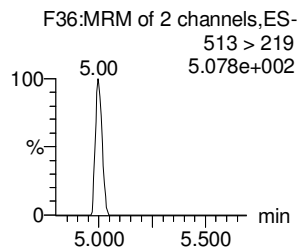
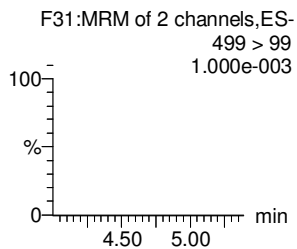
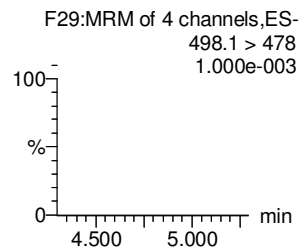
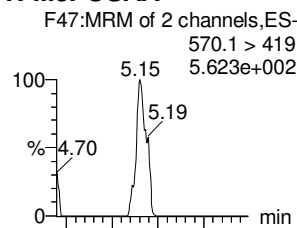
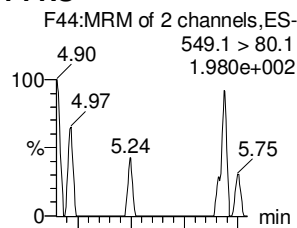
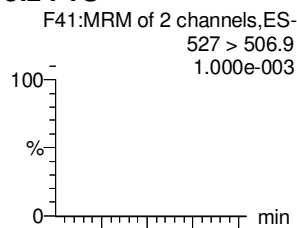
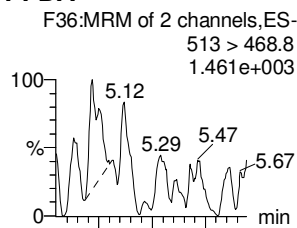
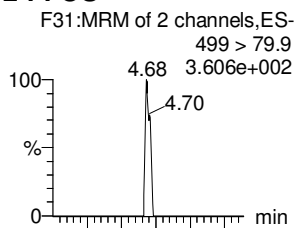
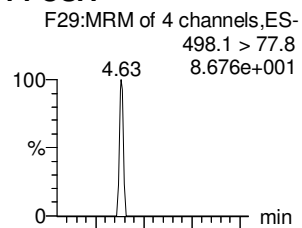
L-PFOS

PFDA

8:2 FTS

PFNS

N-MeFOSAA



13C8-PFOSA

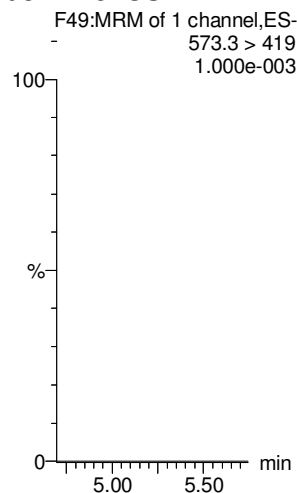
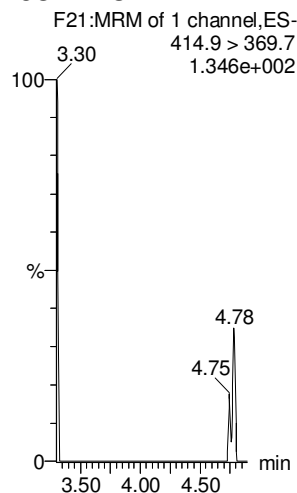
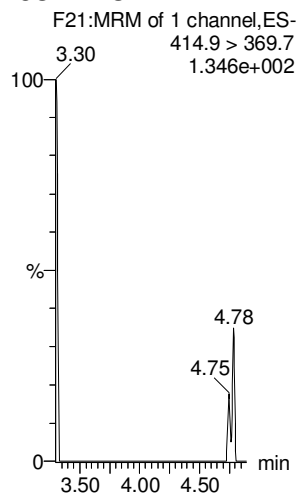

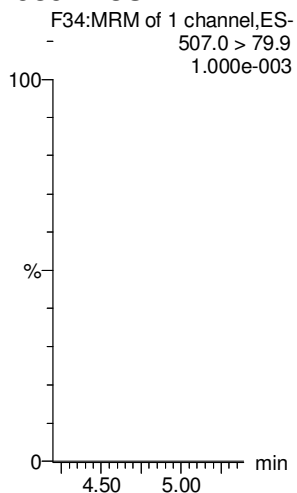
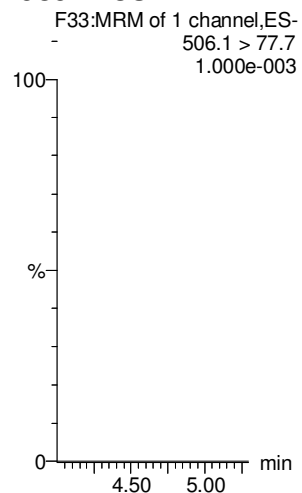
13C8-PFOS

13C2-PFDA

13C2-PFOA

13C2-PFOA

d3-N-MeFOSAA



Dataset: Untitled

Last Altered: Thursday, February 22, 2018 11:23:16 Pacific Standard Time

Printed: Thursday, February 22, 2018 11:23:25 Pacific Standard Time

Name: 180221M1_14, Date: 21-Feb-2018, Time: 17:35:46, ID: IPA, Description: IPA

N-EtFOSAA

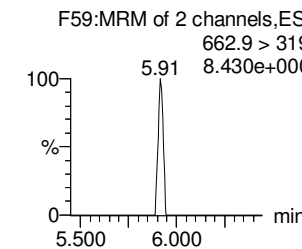
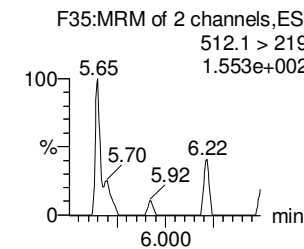
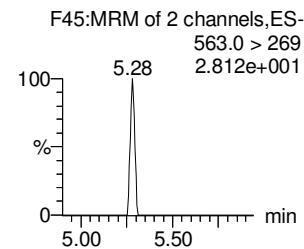
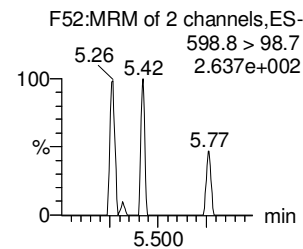
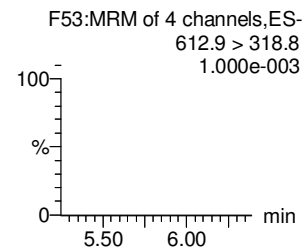
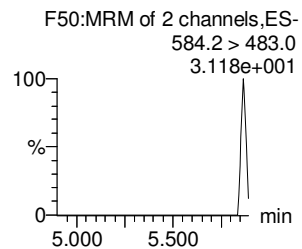
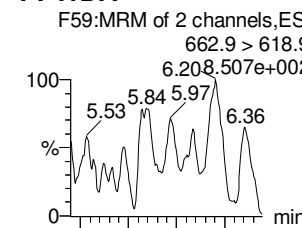
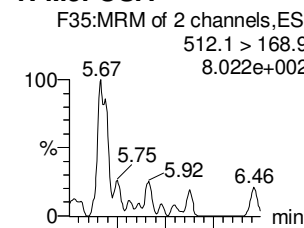
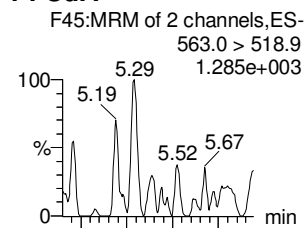
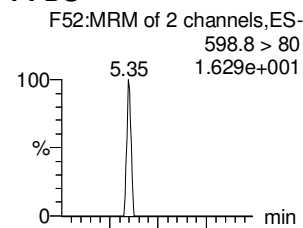
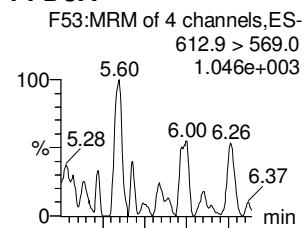
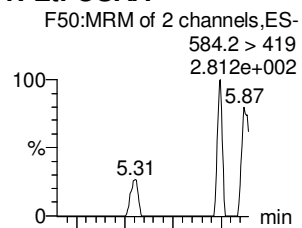
PFDoA

PFDS

PFUdA

N-MeFOSA

PFTrDA



d5-N-EtFOSAA

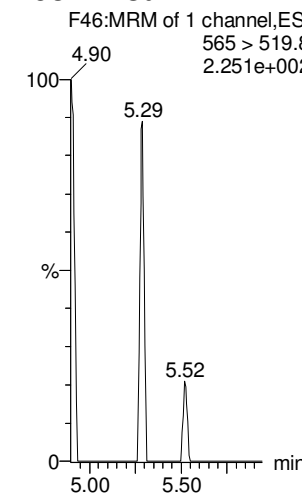
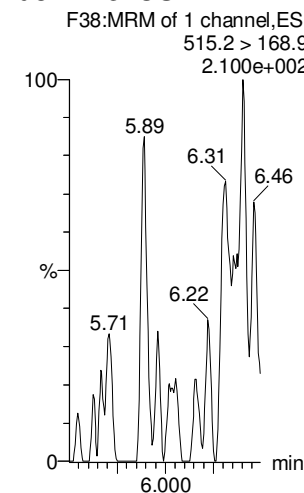
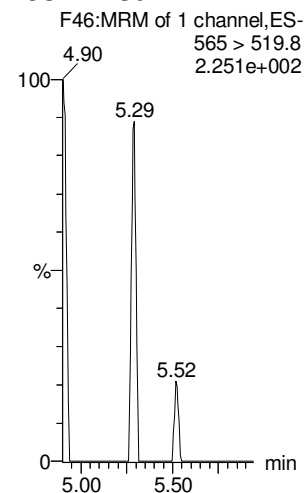
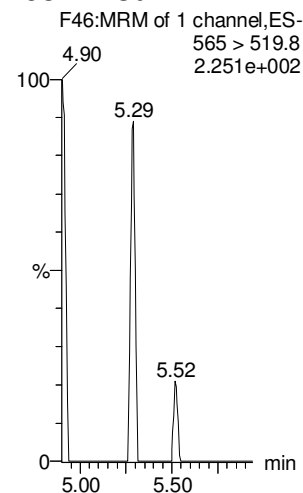
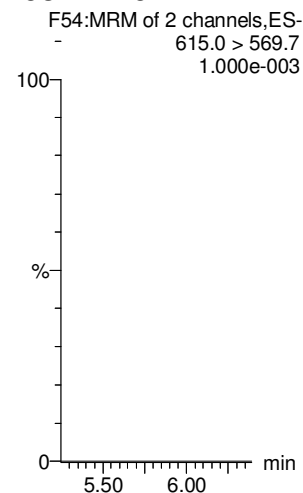
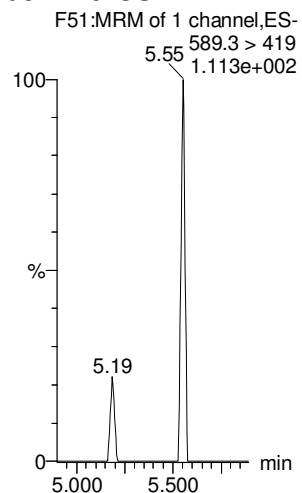
13C2-PFDoA

13C2-PFUdA

13C2-PFUdA

d3-N-MeFOSA

13C2-PFUdA



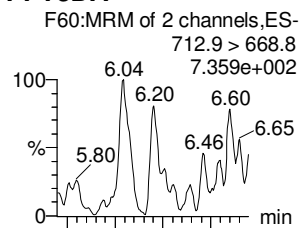
Dataset: Untitled

Last Altered: Thursday, February 22, 2018 11:23:16 Pacific Standard Time

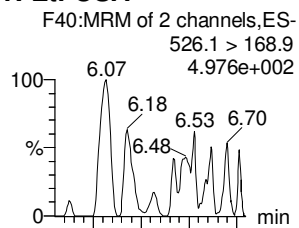
Printed: Thursday, February 22, 2018 11:23:25 Pacific Standard Time

Name: 180221M1_14, Date: 21-Feb-2018, Time: 17:35:46, ID: IPA, Description: IPA

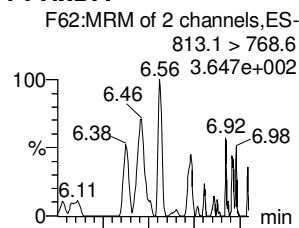
PFTeDA



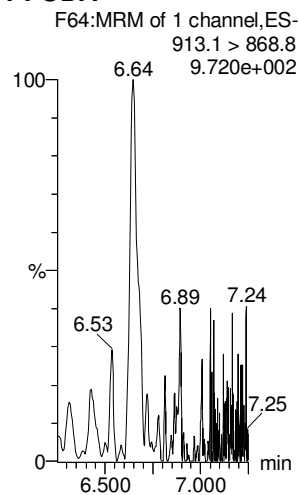
N-EtFOSE



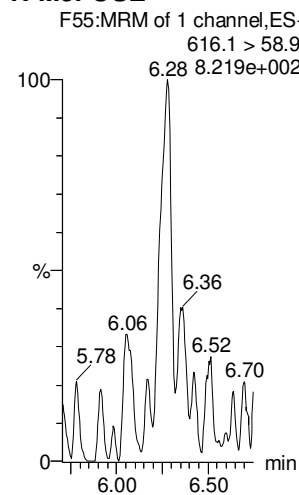
PFHxDA



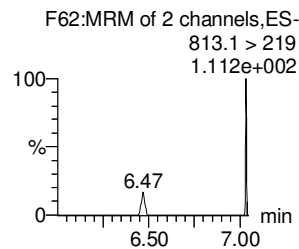
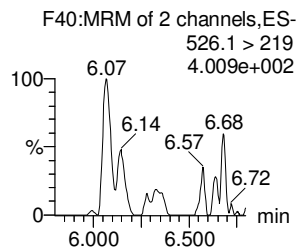
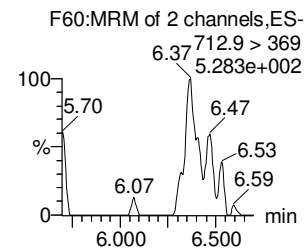
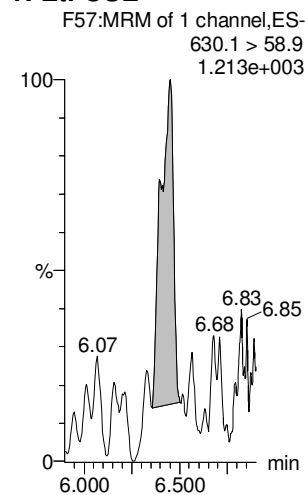
PFODA



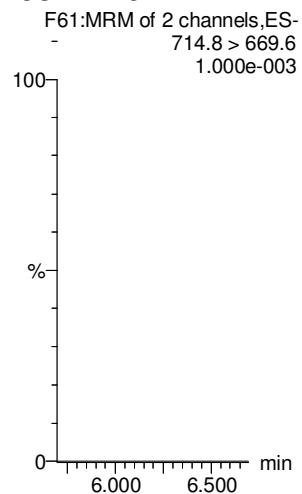
N-MeFOSE



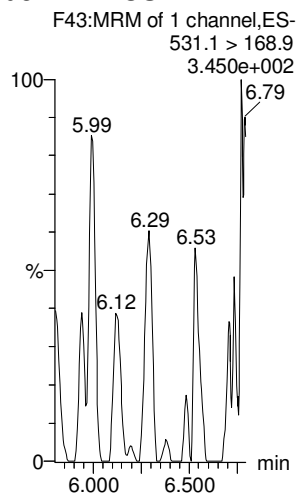
N-EtFOSE



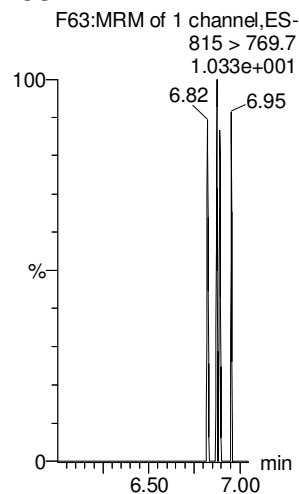
13C2-PFTeDA



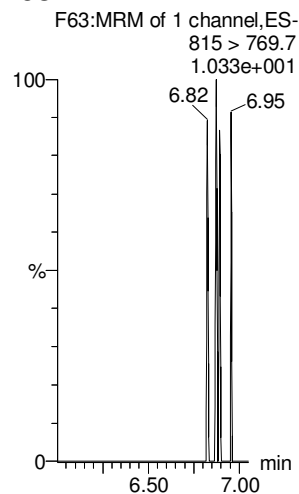
d5-N-ETFOSE



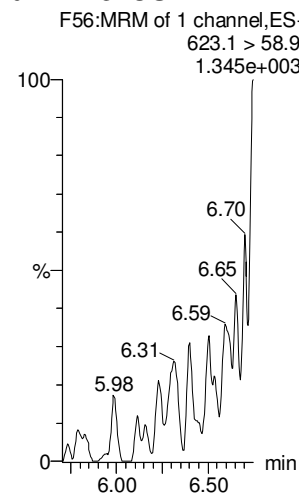
13C2-PFHxDA



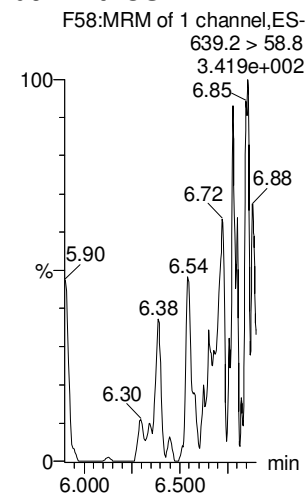
13C2-PFHxDA



d7-N-MeFOSE



d9-N-EtFOSE



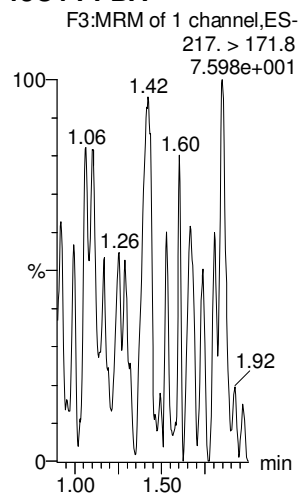
Dataset: Untitled

Last Altered: Thursday, February 22, 2018 11:23:16 Pacific Standard Time

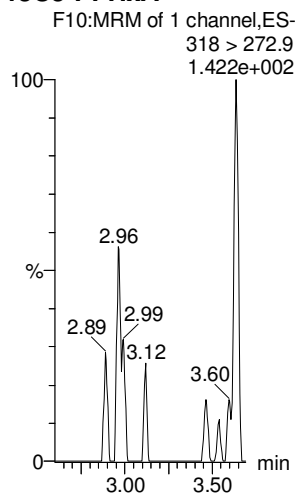
Printed: Thursday, February 22, 2018 11:23:25 Pacific Standard Time

Name: 180221M1_14, Date: 21-Feb-2018, Time: 17:35:46, ID: IPA, Description: IPA

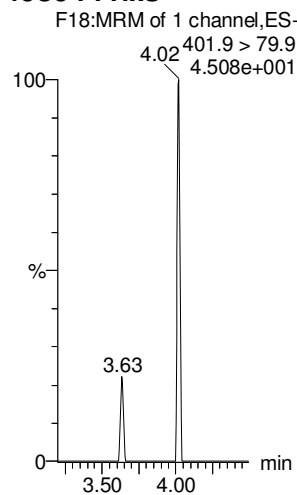
13C4-PFBA



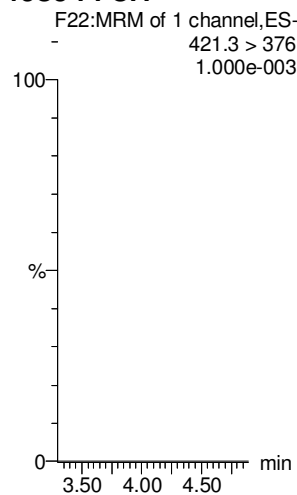
13C5-PFHxA



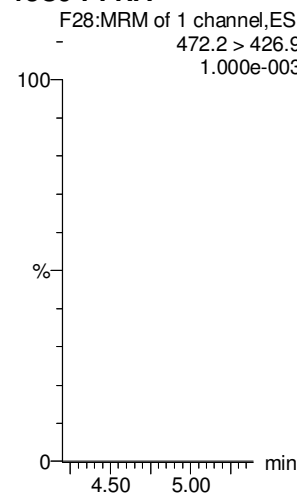
13C3-PFHxS



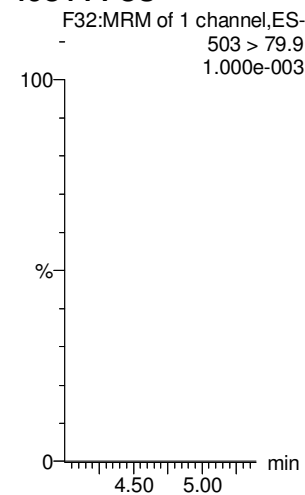
13C8-PFOA



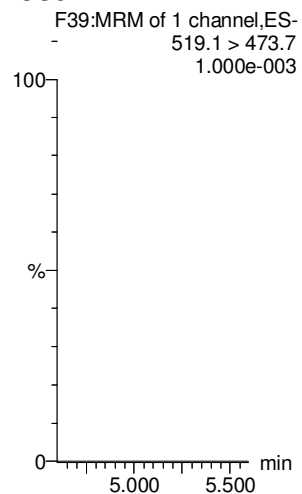
13C9-PFNA



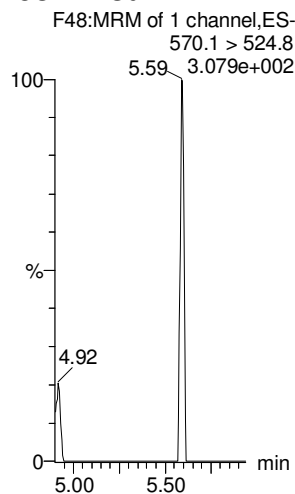
13C4-PFOS



13C6-PFDA



13C7-PFUdA



Dataset: F:\Projects\PFAS.PRO\Results\180222M1\180222M1-CRV.qld

Last Altered: Friday, February 23, 2018 10:36:15 Pacific Standard Time

Printed: Friday, February 23, 2018 10:36:29 Pacific Standard Time

✓ J.A.
02/23/2018

Method: F:\Projects\PFAS.PRO\MethDB\PFAS_FULL_80C_022218.mdb 23 Feb 2018 08:58:55
 Calibration: F:\Projects\PFAS.PRO\CurveDB\C18_VAL-PFAS_Q4_02-22-18-FULL.cdb 23 Feb 2018 10:36:15

Compound name: PFBA

Correlation coefficient: $r = 0.999695$, $r^2 = 0.999391$

Calibration curve: $1.18914 * x + -0.141393$

Response type: Internal Std (Ref 34), Area * (IS Conc. / IS Area)

Curve type: Linear, Origin: Include, Weighting: 1/x, Axis trans: None

DM
2/23/18

	# Name	Type	Std. Conc	RT	Area	IS Area	Response	Conc.	%Dev	Conc. Flag	CoD	CoD Flag	x-excluded
1	1 180222M1_2	Standard	0.250	1.34	119.066	9184.688	0.162	0.3	2.1	NO	0.999	NO	bb
2	2 180222M1_3	Standard	0.500	1.34	242.264	9387.092	0.323	0.4	-22.0	NO	0.999	NO	MM
3	3 180222M1_4	Standard	1.000	1.34	739.774	8499.892	1.088	1.0	3.4	NO	0.999	NO	MM
4	4 180222M1_5	Standard	2.000	1.34	1418.296	9008.850	1.968	1.8	-11.3	NO	0.999	NO	MM
5	5 180222M1_6	Standard	5.000	1.34	3667.853	9724.356	4.715	4.1	-18.3	NO	0.999	NO	MM
6	6 180222M1_7	Standard	10.000	1.33	8279.087	8466.387	12.223	10.4	4.0	NO	0.999	NO	MM
7	7 180222M1_8	Standard	50.000	1.35	39125.699	8482.683	57.655	48.6	-2.8	NO	0.999	NO	MM
8	8 180222M1_9	Standard	100.000	1.35	75683.148	8255.065	114.601	96.5	-3.5	NO	0.999	NO	MM
9	9 180222M1_10	Standard	250.000	1.35	235006.531	9934.146	295.706	248.8	-0.5	NO	0.999	NO	MM
10	10 180222M1_11	Standard	500.000	1.33	449347.094	9320.022	602.664	506.9	1.4	NO	0.999	NO	MM

Compound name: PFPeA

Correlation coefficient: $r = 0.999888$, $r^2 = 0.999776$

Calibration curve: $0.997744 * x + 0.0234205$

Response type: Internal Std (Ref 35), Area * (IS Conc. / IS Area)

Curve type: Linear, Origin: Exclude, Weighting: 1/x, Axis trans: None

	# Name	Type	Std. Conc	RT	Area	IS Area	Response	Conc.	%Dev	Conc. Flag	CoD	CoD Flag	x-excluded
1	1 180222M1_2	Standard	0.250	2.29	280.345	14206.814	0.247	0.2	-10.5	NO	1.000	NO	MM
2	2 180222M1_3	Standard	0.500	2.29	537.012	14729.808	0.456	0.4	-13.3	NO	1.000	NO	bb
3	3 180222M1_4	Standard	1.000	2.29	1157.925	12512.225	1.157	1.1	13.6	NO	1.000	NO	bb
4	4 180222M1_5	Standard	2.000	2.29	2261.965	14225.736	1.988	2.0	-1.6	NO	1.000	NO	MM
5	5 180222M1_6	Standard	5.000	2.29	5933.384	14250.701	5.204	5.2	3.9	NO	1.000	NO	MM
6	6 180222M1_7	Standard	10.000	2.29	10823.994	12889.806	10.497	10.5	5.0	NO	1.000	NO	bb
7	7 180222M1_8	Standard	50.000	2.29	50367.090	12502.019	50.359	50.4	0.9	NO	1.000	NO	bb
8	8 180222M1_9	Standard	100.000	2.30	100582.406	12194.641	103.101	103.3	3.3	NO	1.000	NO	bb
9	9 180222M1_10	Standard	250.000	2.29	230079.859	11602.894	247.869	248.4	-0.6	NO	1.000	NO	bb
10	10 180222M1_11	Standard	500.000	2.27	445994.688	11238.997	496.035	497.1	-0.6	NO	1.000	NO	bb

Dataset: F:\Projects\PFAS.PRO\Results\180222M1\180222M1-CRV.qld

Last Altered: Friday, February 23, 2018 10:36:15 Pacific Standard Time

Printed: Friday, February 23, 2018 10:36:29 Pacific Standard Time

Compound name: PFBS

Coefficient of Determination: $R^2 = 0.998539$

Calibration curve: $-0.000367853 * x^2 + 1.92179 * x + -0.156382$

Response type: Internal Std (Ref 36), Area * (IS Conc. / IS Area)

Curve type: 2nd Order, Origin: Exclude, Weighting: 1/x, Axis trans: None

	# Name	Type	Std. Conc	RT	Area	IS Area	Response	Conc.	%Dev	Conc. Flag	CoD	CoD Flag	x=excluded
1	1 180222M1_2	Standard	0.250	2.56	55.413	1817.595	0.381	0.3	11.9	NO	0.999	NO	MM
2	2 180222M1_3	Standard	0.500	2.57	136.330	1948.211	0.875	0.5	7.3	NO	0.999	NO	bb
3	3 180222M1_4	Standard	1.000	2.57	261.884	1663.478	1.968	1.1	10.6	NO	0.999	NO	bb
4	4 180222M1_5	Standard	2.000	2.56	512.350	1899.979	3.371	1.8	-8.2	NO	0.999	NO	bb
5	5 180222M1_6	Standard	5.000	2.57	1323.542	1907.371	8.674	4.6	-8.0	NO	0.999	NO	bb
6	6 180222M1_7	Standard	10.000	2.57	2436.952	1751.384	17.393	9.1	-8.5	NO	0.999	NO	bb
7	7 180222M1_8	Standard	50.000	2.57	11614.604	1623.573	89.422	47.0	-5.9	NO	0.999	NO	bb
8	8 180222M1_9	Standard	100.000	2.57	23513.184	1615.343	181.952	96.5	-3.5	NO	0.999	NO	bb
9	9 180222M1_10	Standard	250.000	2.57	54597.809	1415.086	482.283	264.4	5.8	NO	0.999	NO	bb
10	10 180222M1_11	Standard	500.000	2.55	100167.352	1459.037	858.163	493.2	-1.4	NO	0.999	NO	bb

Compound name: 4:2 FTS

Coefficient of Determination: $R^2 = 0.998891$

Calibration curve: $-0.00056667 * x^2 + 1.64693 * x + -0.194451$

Response type: Internal Std (Ref 36), Area * (IS Conc. / IS Area)

Curve type: 2nd Order, Origin: Exclude, Weighting: 1/x, Axis trans: None

	# Name	Type	Std. Conc	RT	Area	IS Area	Response	Conc.	%Dev	Conc. Flag	CoD	CoD Flag	x=excluded
1	1 180222M1_2	Standard	0.250	2.96	36.848	1817.595	0.253	0.3	8.8	NO	0.999	NO	MM
2	2 180222M1_3	Standard	0.500	2.97	126.652	1948.211	0.813	0.6	22.3	NO	0.999	NO	bb
3	3 180222M1_4	Standard	1.000	2.97	170.692	1663.478	1.283	0.9	-10.3	NO	0.999	NO	bb
4	4 180222M1_5	Standard	2.000	2.96	458.377	1899.979	3.016	2.0	-2.5	NO	0.999	NO	bb
5	5 180222M1_6	Standard	5.000	2.97	1140.104	1907.371	7.472	4.7	-6.8	NO	0.999	NO	bb
6	6 180222M1_7	Standard	10.000	2.97	1992.367	1751.384	14.220	8.8	-12.2	NO	0.999	NO	bb
7	7 180222M1_8	Standard	50.000	2.97	9965.311	1623.573	76.724	47.5	-5.0	NO	0.999	NO	bb
8	8 180222M1_9	Standard	100.000	2.97	21899.221	1615.343	169.463	106.9	6.9	NO	0.999	NO	bb
9	9 180222M1_10	Standard	250.000	2.97	42046.230	1415.086	371.411	246.5	-1.4	NO	0.999	NO	bb
10	10 180222M1_11	Standard	500.000	2.95	79638.023	1459.037	682.282	500.6	0.1	NO	0.999	NO	bb

Dataset: F:\Projects\PFAS.PRO\Results\180222M1\180222M1-CRV.qld

Last Altered: Friday, February 23, 2018 10:36:15 Pacific Standard Time

Printed: Friday, February 23, 2018 10:36:29 Pacific Standard Time

Compound name: PFHxA

Coefficient of Determination: $R^2 = 0.999620$

Calibration curve: $-0.000315969 * x^2 + 1.49002 * x + 0.0742201$

Response type: Internal Std (Ref 37), Area * (IS Conc. / IS Area)

Curve type: 2nd Order, Origin: Include, Weighting: 1/x, Axis trans: None

	# Name	Type	Std. Conc	RT	Area	IS Area	Response	Conc.	%Dev	Conc. Flag	CoD	CoD Flag	x=excluded
1	1 180222M1_2	Standard	0.250	3.06	469.858	4669.375	0.503	0.3	15.1	NO	1.000	NO	bb
2	2 180222M1_3	Standard	0.500	3.06	762.853	4884.346	0.781	0.5	-5.1	NO	1.000	NO	bb
3	3 180222M1_4	Standard	1.000	3.06	1364.222	4133.719	1.650	1.1	5.8	NO	1.000	NO	bb
4	4 180222M1_5	Standard	2.000	3.06	2548.326	4549.238	2.801	1.8	-8.5	NO	1.000	NO	bb
5	5 180222M1_6	Standard	5.000	3.06	6861.875	4399.838	7.798	5.2	3.8	NO	1.000	NO	bb
6	6 180222M1_7	Standard	10.000	3.06	13459.760	4051.215	16.612	11.1	11.3	NO	1.000	NO	bb
7	7 180222M1_8	Standard	50.000	3.06	61356.813	4169.112	73.585	49.9	-0.3	NO	1.000	NO	bb
8	8 180222M1_9	Standard	100.000	3.06	120061.719	4248.061	141.314	96.8	-3.2	NO	1.000	NO	bb
9	9 180222M1_10	Standard	250.000	3.07	282434.938	3955.435	357.021	253.1	1.3	NO	1.000	NO	bb
10	10 180222M1_11	Standard	500.000	3.04	529265.750	3980.028	664.902	499.0	-0.2	NO	1.000	NO	bb

Compound name: PFPeS

Correlation coefficient: $r = 0.996733$, $r^2 = 0.993477$

Calibration curve: $1.89494 * x + 0.00639286$

Response type: Internal Std (Ref 36), Area * (IS Conc. / IS Area)

Curve type: Linear, Origin: Exclude, Weighting: 1/x, Axis trans: None

	# Name	Type	Std. Conc	RT	Area	IS Area	Response	Conc.	%Dev	Conc. Flag	CoD	CoD Flag	x=excluded
1	1 180222M1_2	Standard	0.250	3.26	55.161	1817.595	0.379	0.2	-21.3	NO	0.993	NO	MM
2	2 180222M1_3	Standard	0.500	3.26	147.190	1948.211	0.944	0.5	-1.0	NO	0.993	NO	bb
3	3 180222M1_4	Standard	1.000	3.27	278.373	1663.478	2.092	1.1	10.1	NO	0.993	NO	bb
4	4 180222M1_5	Standard	2.000	3.26	551.553	1899.979	3.629	1.9	-4.4	NO	0.993	NO	bb
5	5 180222M1_6	Standard	5.000	3.26	1413.738	1907.371	9.265	4.9	-2.3	NO	0.993	NO	bb
6	6 180222M1_7	Standard	10.000	3.26	2706.485	1751.384	19.317	10.2	1.9	NO	0.993	NO	bb
7	7 180222M1_8	Standard	50.000	3.26	13296.267	1623.573	102.369	54.0	8.0	NO	0.993	NO	bb
8	8 180222M1_9	Standard	100.000	3.27	25894.016	1615.343	200.376	105.7	5.7	NO	0.993	NO	bb
9	9 180222M1_10	Standard	250.000	3.27	59207.480	1415.086	523.002	276.0	10.4	NO	0.993	NO	bb
10	10 180222M1_11	Standard	500.000	3.24	102677.250	1459.037	879.666	464.2	-7.2	NO	0.993	NO	bb

Dataset: F:\Projects\PFAS.PRO\Results\180222M1\180222M1-CRV.qld

Last Altered: Friday, February 23, 2018 10:36:15 Pacific Standard Time

Printed: Friday, February 23, 2018 10:36:29 Pacific Standard Time

Compound name: PFHpA

Correlation coefficient: $r = 0.999418$, $r^2 = 0.998836$

Calibration curve: $1.33271 * x + -0.00778752$

Response type: Internal Std (Ref 38), Area * (IS Conc. / IS Area)

Curve type: Linear, Origin: Exclude, Weighting: 1/x, Axis trans: None

	# Name	Type	Std. Conc	RT	Area	IS Area	Response	Conc.	%Dev	Conc. Flag	CoD	CoD Flag	x=excluded
1	1 180222M1_2	Standard	0.250	3.67	295.655	11823.153	0.313	0.2	-3.8	NO	0.999	NO	bb
2	2 180222M1_3	Standard	0.500	3.67	571.551	11998.208	0.595	0.5	-9.5	NO	0.999	NO	bb
3	3 180222M1_4	Standard	1.000	3.68	1131.060	10515.109	1.345	1.0	1.5	NO	0.999	NO	bb
4	4 180222M1_5	Standard	2.000	3.67	2347.969	10325.150	2.843	2.1	6.9	NO	0.999	NO	bb
5	5 180222M1_6	Standard	5.000	3.68	6173.046	12807.133	6.025	4.5	-9.5	NO	0.999	NO	bb
6	6 180222M1_7	Standard	10.000	3.68	11765.189	10178.368	14.449	10.8	8.5	NO	0.999	NO	bb
7	7 180222M1_8	Standard	50.000	3.68	52794.699	9248.684	71.354	53.5	7.1	NO	0.999	NO	bb
8	8 180222M1_9	Standard	100.000	3.68	97487.180	9081.999	134.176	100.7	0.7	NO	0.999	NO	bb
9	9 180222M1_10	Standard	250.000	3.68	220735.438	8440.382	326.904	245.3	-1.9	NO	0.999	NO	bb
10	10 180222M1_11	Standard	500.000	3.65	416446.500	9345.666	557.005	418.0	-16.4	NO	0.999	NO	bbX

Compound name: L-PFHxS

Correlation coefficient: $r = 0.999499$, $r^2 = 0.998998$

Calibration curve: $1.83246 * x + -0.0730267$

Response type: Internal Std (Ref 39), Area * (IS Conc. / IS Area)

Curve type: Linear, Origin: Exclude, Weighting: 1/x, Axis trans: None

	# Name	Type	Std. Conc	RT	Area	IS Area	Response	Conc.	%Dev	Conc. Flag	CoD	CoD Flag	x=excluded
1	1 180222M1_2	Standard	0.250	3.82	47.022	1262.195	0.466	0.3	17.6	NO	0.999	NO	MM
2	2 180222M1_3	Standard	0.500	3.82	82.166	1319.885	0.778	0.5	-7.1	NO	0.999	NO	MM
3	3 180222M1_4	Standard	1.000	3.83	190.187	1311.775	1.812	1.0	2.9	NO	0.999	NO	MM
4	4 180222M1_5	Standard	2.000	3.82	323.387	1325.347	3.050	1.7	-14.8	NO	0.999	NO	MM
5	5 180222M1_6	Standard	5.000	3.82	997.367	1326.526	9.398	5.2	3.4	NO	0.999	NO	MM
6	6 180222M1_7	Standard	10.000	3.82	1830.878	1300.987	17.591	9.6	-3.6	NO	0.999	NO	MM
7	7 180222M1_8	Standard	50.000	3.82	9027.648	1295.776	87.087	47.6	-4.9	NO	0.999	NO	MM
8	8 180222M1_9	Standard	100.000	3.82	17307.447	1091.735	198.164	108.2	8.2	NO	0.999	NO	MM
9	9 180222M1_10	Standard	250.000	3.83	41764.270	1153.918	452.418	246.9	-1.2	NO	0.999	NO	MM
10	10 180222M1_11	Standard	500.000	3.80	74966.102	1027.413	912.074	497.8	-0.4	NO	0.999	NO	MM

Dataset: F:\Projects\PFAS.PRO\Results\180222M1\180222M1-CRV.qld

Last Altered: Friday, February 23, 2018 10:57:03 Pacific Standard Time

Printed: Friday, February 23, 2018 10:58:04 Pacific Standard Time

Compound name: 6:2 FTS

Coefficient of Determination: R² = 0.991583

Calibration curve: $-7.0472e-005 * x^2 + 0.247527 * x + -0.0238228$

Response type: Internal Std (Ref 40), Area * (IS Conc. / IS Area)

Curve type: 2nd Order, Origin: Include, Weighting: 1/x, Axis trans: None

#	Name	Type	Std. Conc	RT	Area	IS Area	Response	Conc.	%Dev	Conc. Flag	CoD	CoD Flag	x=excluded
1	1 180222M1_2	Standard	0.250	4.13	61.267	17944.939	0.043	0.3	7.5	NO	0.992	NO	bb
2	2 180222M1_3	Standard	0.500	4.13	127.152	17006.742	0.093	0.5	-5.2	NO	0.992	NO	bb
3	3 180222M1_4	Standard	1.000	4.14	356.305	17178.453	0.259	1.1	14.4	NO	0.992	NO	bb
4	4 180222M1_5	Standard	2.000	4.13	471.841	16629.834	0.355	1.5	-23.5	NO	0.992	NO	bb
5	5 180222M1_6	Standard	5.000	4.13	1445.176	18049.520	1.001	4.1	-17.1	NO	0.992	NO	bb
6	6 180222M1_7	Standard	10.000	4.13	2838.875	16676.320	2.128	8.7	-12.9	NO	0.992	NO	bb
7	7 180222M1_8	Standard	50.000	4.14	13879.440	13359.561	12.986	53.4	6.7	NO	0.992	NO	bb
8	8 180222M1_9	Standard	100.000	4.14	21747.506	13652.816	19.911	82.5	-17.5	NO	0.992	NO	bb
9	9 180222M1_10	Standard	250.000	4.14	62090.859	12169.198	63.779	280.1	12.0	NO	0.992	NO	bb
10	10 180222M1_11	Standard	500.000	4.11	106668.680	12856.672	103.709	486.4	-2.7	NO	0.992	NO	bb

Compound name: L-PFOA

Correlation coefficient: r = 0.998901, r² = 0.997804

Calibration curve: $0.921304 * x + 0.0910373$

Response type: Internal Std (Ref 40), Area * (IS Conc. / IS Area)

Curve type: Linear, Origin: Exclude, Weighting: 1/x, Axis trans: None

#	Name	Type	Std. Conc	RT	Area	IS Area	Response	Conc.	%Dev	Conc. Flag	CoD	CoD Flag	x=excluded
1	1 180222M1_2	Standard	0.250	4.19	342.982	17944.939	0.239	0.2	-35.8	YES	0.998	NO	bbX
2	2 180222M1_3	Standard	0.500	4.19	646.415	17006.742	0.475	0.4	-16.6	NO	0.998	NO	bb
3	3 180222M1_4	Standard	1.000	4.19	1452.718	17178.453	1.057	1.0	4.9	NO	0.998	NO	bb
4	4 180222M1_5	Standard	2.000	4.19	2437.835	16629.834	1.832	1.9	-5.5	NO	0.998	NO	bb
5	5 180222M1_6	Standard	5.000	4.19	6877.953	18049.520	4.763	5.1	1.4	NO	0.998	NO	bb
6	6 180222M1_7	Standard	10.000	4.19	12440.116	16676.320	9.325	10.0	0.2	NO	0.998	NO	bb
7	7 180222M1_8	Standard	50.000	4.19	57061.309	13359.561	53.390	57.9	15.7	NO	0.998	NO	bb
8	8 180222M1_9	Standard	100.000	4.19	100619.039	13652.816	92.123	99.9	-0.1	NO	0.998	NO	bb
9	9 180222M1_10	Standard	250.000	4.19	231282.281	12169.198	237.569	257.8	3.1	NO	0.998	NO	bb
10	10 180222M1_11	Standard	500.000	4.17	459242.531	12856.672	446.502	484.5	-3.1	NO	0.998	NO	bb

Dataset: F:\Projects\PFAS.PRO\Results\180222M1\180222M1-CRV.qld

Last Altered: Friday, February 23, 2018 10:36:15 Pacific Standard Time

Printed: Friday, February 23, 2018 10:36:29 Pacific Standard Time

Compound name: PFHpS

Coefficient of Determination: $R^2 = 0.997683$

Calibration curve: $9.83357e-005 * x^2 + 0.23555 * x - 0.036113$

Response type: Internal Std (Ref 40), Area * (IS Conc. / IS Area)

Curve type: 2nd Order, Origin: Exclude, Weighting: 1/x, Axis trans: None

	# Name	Type	Std. Conc	RT	Area	IS Area	Response	Conc.	%Dev	Conc. Flag	CoD	CoD Flag	x=excluded
1	1 180222M1_2	Standard	0.250	4.30	99.014	17944.939	0.069	0.4	78.4	YES	0.998	NO	bbX
2	2 180222M1_3	Standard	0.500	4.30	127.911	17006.742	0.094	0.6	10.5	NO	0.998	NO	bb
3	3 180222M1_4	Standard	1.000	4.30	265.517	17178.453	0.193	1.0	-2.7	NO	0.998	NO	bb
4	4 180222M1_5	Standard	2.000	4.30	520.127	16629.834	0.391	1.8	-9.4	NO	0.998	NO	bb
5	5 180222M1_6	Standard	5.000	4.30	1808.911	18049.520	1.253	5.5	9.2	NO	0.998	NO	bb
6	6 180222M1_7	Standard	10.000	4.30	2694.171	16676.320	2.019	8.7	-13.0	NO	0.998	NO	bb
7	7 180222M1_8	Standard	50.000	4.30	14132.121	13359.561	13.223	55.0	10.1	NO	0.998	NO	bb
8	8 180222M1_9	Standard	100.000	4.30	25379.404	13652.816	23.236	95.0	-5.0	NO	0.998	NO	bb
9	9 180222M1_10	Standard	250.000	4.30	63540.008	12169.198	65.267	250.9	0.4	NO	0.998	NO	bb
10	10 180222M1_11	Standard	500.000	4.27	108956.031	12856.672	105.933	387.3	-22.5	NO	0.998	NO	bbX

Compound name: PFNA

Coefficient of Determination: $R^2 = 0.997987$

Calibration curve: $-0.000175196 * x^2 + 1.24902 * x + 0.0795504$

Response type: Internal Std (Ref 41), Area * (IS Conc. / IS Area)

Curve type: 2nd Order, Origin: Exclude, Weighting: 1/x, Axis trans: None

	# Name	Type	Std. Conc	RT	Area	IS Area	Response	Conc.	%Dev	Conc. Flag	CoD	CoD Flag	x=excluded
1	1 180222M1_2	Standard	0.250	4.62	362.099	13277.607	0.341	0.2	-16.3	NO	0.998	NO	bb
2	2 180222M1_3	Standard	0.500	4.62	639.809	14292.120	0.560	0.4	-23.1	NO	0.998	NO	MM
3	3 180222M1_4	Standard	1.000	4.62	1422.064	12607.691	1.410	1.1	6.5	NO	0.998	NO	bb
4	4 180222M1_5	Standard	2.000	4.62	3128.096	12413.160	3.150	2.5	23.0	NO	0.998	NO	bb
5	5 180222M1_6	Standard	5.000	4.62	6469.383	13186.753	6.132	4.8	-3.0	NO	0.998	NO	bb
6	6 180222M1_7	Standard	10.000	4.62	13738.070	12105.486	14.186	11.3	13.1	NO	0.998	NO	bb
7	7 180222M1_8	Standard	50.000	4.62	68294.906	13098.668	65.174	52.5	5.0	NO	0.998	NO	bb
8	8 180222M1_9	Standard	100.000	4.62	110436.914	11894.622	116.058	94.1	-5.9	NO	0.998	NO	bb
9	9 180222M1_10	Standard	250.000	4.62	230952.781	9509.790	303.572	251.9	0.8	NO	0.998	NO	bb
10	10 180222M1_11	Standard	500.000	4.60	592389.188	9589.233	772.206	683.8	36.8	YES	0.998	NO	bbX

Dataset: F:\Projects\PFAS.PRO\Results\180222M1\180222M1-CRV.qld

Last Altered: Friday, February 23, 2018 10:36:15 Pacific Standard Time

Printed: Friday, February 23, 2018 10:36:29 Pacific Standard Time

Compound name: PFOSA

Correlation coefficient: $r = 0.996163$, $r^2 = 0.992340$

Calibration curve: $1.09821 * x + -0.0539486$

Response type: Internal Std (Ref 42), Area * (IS Conc. / IS Area)

Curve type: Linear, Origin: Exclude, Weighting: 1/x, Axis trans: None

	# Name	Type	Std. Conc	RT	Area	IS Area	Response	Conc.	%Dev	Conc. Flag	CoD	CoD Flag	x=excluded
1	1 180222M1_2	Standard	0.250	4.70	43.574	3429.842	0.159	0.2	-22.5	NO	0.992	NO	MM
2	2 180222M1_3	Standard	0.500	4.68	162.212	3738.259	0.542	0.5	8.6	NO	0.992	NO	bb
3	3 180222M1_4	Standard	1.000	4.69	293.243	3462.172	1.059	1.0	1.3	NO	0.992	NO	bb
4	4 180222M1_5	Standard	2.000	4.68	564.035	4102.060	1.719	1.6	-19.3	NO	0.992	NO	bb
5	5 180222M1_6	Standard	5.000	4.69	1770.386	3656.603	6.052	5.6	11.2	NO	0.992	NO	bb
6	6 180222M1_7	Standard	10.000	4.69	3547.818	3653.474	12.139	11.1	11.0	NO	0.992	NO	bb
7	7 180222M1_8	Standard	50.000	4.69	14290.836	3173.492	56.290	51.3	2.6	NO	0.992	NO	bb
8	8 180222M1_9	Standard	100.000	4.69	30783.057	3089.295	124.555	113.5	13.5	NO	0.992	NO	bb
9	9 180222M1_10	Standard	250.000	4.69	63883.059	3108.662	256.875	234.0	-6.4	NO	0.992	NO	bb
10	10 180222M1_11	Standard	500.000	4.66	122889.156	3083.772	498.128	453.6	-9.3	NO	0.992	NO	bbX

Compound name: L-PFOS

Correlation coefficient: $r = 0.998861$, $r^2 = 0.997723$

Calibration curve: $1.14119 * x + -0.128046$

Response type: Internal Std (Ref 43), Area * (IS Conc. / IS Area)

Curve type: Linear, Origin: Exclude, Weighting: 1/x, Axis trans: None

	# Name	Type	Std. Conc	RT	Area	IS Area	Response	Conc.	%Dev	Conc. Flag	CoD	CoD Flag	x=excluded
1	1 180222M1_2	Standard	0.250	4.71	59.081	3319.231	0.222	0.3	22.9	NO	0.998	NO	MM
2	2 180222M1_3	Standard	0.500	4.71	159.786	4027.250	0.496	0.5	9.4	NO	0.998	NO	MM
3	3 180222M1_4	Standard	1.000	4.70	289.679	3634.642	0.996	1.0	-1.5	NO	0.998	NO	MM
4	4 180222M1_5	Standard	2.000	4.70	626.689	4175.254	1.876	1.8	-12.2	NO	0.998	NO	MM
5	5 180222M1_6	Standard	5.000	4.70	1657.354	3799.208	5.453	4.9	-2.2	NO	0.998	NO	MM
6	6 180222M1_7	Standard	10.000	4.70	2841.433	3222.628	11.021	9.8	-2.3	NO	0.998	NO	MM
7	7 180222M1_8	Standard	50.000	4.70	14794.992	3430.944	53.903	47.3	-5.3	NO	0.998	NO	MM
8	8 180222M1_9	Standard	100.000	4.71	27024.029	3377.068	100.028	87.8	-12.2	NO	0.998	NO	MM
9	9 180222M1_10	Standard	250.000	4.70	64285.922	2795.715	287.431	252.0	0.8	NO	0.998	NO	MM
10	10 180222M1_11	Standard	500.000	4.68	126705.852	2703.868	585.762	513.4	2.7	NO	0.998	NO	MM

Dataset: F:\Projects\PFAS.PRO\Results\180222M1\180222M1-CRV.qld

Last Altered: Friday, February 23, 2018 10:36:15 Pacific Standard Time

Printed: Friday, February 23, 2018 10:36:29 Pacific Standard Time

Compound name: PFDA

Coefficient of Determination: $R^2 = 0.999480$

Calibration curve: $0.00073117 * x^2 + 1.26751 * x + 0.107235$

Response type: Internal Std (Ref 44), Area * (IS Conc. / IS Area)

Curve type: 2nd Order, Origin: Exclude, Weighting: 1/x, Axis trans: None

	# Name	Type	Std. Conc	RT	Area	IS Area	Response	Conc.	%Dev	Conc. Flag	CoD	CoD Flag	x=excluded
1	1 180222M1_2	Standard	0.250	5.00	518.193	14927.745	0.434	0.3	3.1	NO	0.999	NO	bb
2	2 180222M1_3	Standard	0.500	4.99	766.997	12711.956	0.754	0.5	2.1	NO	0.999	NO	bb
3	3 180222M1_4	Standard	1.000	5.00	1746.522	16349.603	1.335	1.0	-3.2	NO	0.999	NO	bb
4	4 180222M1_5	Standard	2.000	5.00	2331.398	13277.128	2.195	1.6	-17.7	NO	0.999	NO	bb
5	5 180222M1_6	Standard	5.000	4.99	8416.635	14430.895	7.290	5.6	13.0	NO	0.999	NO	bb
6	6 180222M1_7	Standard	10.000	5.00	14447.065	13346.175	13.531	10.5	5.3	NO	0.999	NO	bb
7	7 180222M1_8	Standard	50.000	5.00	54024.977	10725.395	62.964	48.2	-3.5	NO	0.999	NO	bb
8	8 180222M1_9	Standard	100.000	5.00	122673.039	11305.104	135.639	101.0	1.0	NO	0.999	NO	bb
9	9 180222M1_10	Standard	250.000	4.99	325771.969	11232.784	362.524	249.9	-0.0	NO	0.999	NO	bb
10	10 180222M1_11	Standard	500.000	4.97	503182.438	10871.793	578.541	375.2	-25.0	NO	0.999	NO	bbX

Compound name: 8:2 FTS

Correlation coefficient: $r = 0.998115$, $r^2 = 0.996233$

Calibration curve: $0.226775 * x + -0.0378317$

Response type: Internal Std (Ref 40), Area * (IS Conc. / IS Area)

Curve type: Linear, Origin: Include, Weighting: 1/x, Axis trans: None

	# Name	Type	Std. Conc	RT	Area	IS Area	Response	Conc.	%Dev	Conc. Flag	CoD	CoD Flag	x=excluded
1	1 180222M1_2	Standard	0.250	4.97	47.352	17944.939	0.033	0.3	24.9	NO	0.996	NO	MMX
2	2 180222M1_3	Standard	0.500	4.97	97.058	17006.742	0.071	0.5	-3.7	NO	0.996	NO	bb
3	3 180222M1_4	Standard	1.000	4.97	266.974	17178.453	0.194	1.0	2.3	NO	0.996	NO	bb
4	4 180222M1_5	Standard	2.000	4.97	565.136	16629.834	0.425	2.0	2.0	NO	0.996	NO	bb
5	5 180222M1_6	Standard	5.000	4.96	1374.191	18049.520	0.952	4.4	-12.7	NO	0.996	NO	bb
6	6 180222M1_7	Standard	10.000	4.96	2075.615	16676.320	1.556	7.0	-29.7	NO	0.996	NO	bb
7	7 180222M1_8	Standard	50.000	4.96	12614.292	13359.561	11.803	52.2	4.4	NO	0.996	NO	bb
8	8 180222M1_9	Standard	100.000	4.97	26172.631	13652.816	23.963	105.8	5.8	NO	0.996	NO	bb
9	9 180222M1_10	Standard	250.000	4.96	54167.098	12169.198	55.640	245.5	-1.8	NO	0.996	NO	bb
10	10 180222M1_11	Standard	500.000	4.94	104315.328	12856.672	101.421	447.4	-10.5	NO	0.996	NO	bbX

Dataset: F:\Projects\PFAS.PRO\Results\180222M1\180222M1-CRV.qld

Last Altered: Friday, February 23, 2018 10:36:15 Pacific Standard Time

Printed: Friday, February 23, 2018 10:36:29 Pacific Standard Time

Compound name: PFNS

Coefficient of Determination: R² = 0.999446

Calibration curve: 0.000141153 * x² + 0.849377 * x + 0.0406151

Response type: Internal Std (Ref 43), Area * (IS Conc. / IS Area)

Curve type: 2nd Order, Origin: Exclude, Weighting: 1/x, Axis trans: None

#	Name	Type	Std. Conc	RT	Area	IS Area	Response	Conc.	%Dev	Conc. Flag	CoD	CoD Flag	x=excluded
1	1 180222M1_2	Standard	0.250	5.05	76.774	3319.231	0.289	0.3	17.0	NO	0.999	NO	MM
2	2 180222M1_3	Standard	0.500	5.06	144.945	4027.250	0.450	0.5	-3.6	NO	0.999	NO	bb
3	3 180222M1_4	Standard	1.000	5.06	258.975	3634.642	0.891	1.0	0.1	NO	0.999	NO	MM
4	4 180222M1_5	Standard	2.000	5.06	524.018	4175.254	1.569	1.8	-10.1	NO	0.999	NO	MM
5	5 180222M1_6	Standard	5.000	5.06	1065.543	3799.208	3.506	4.1	-18.5	NO	0.999	NO	MM
6	6 180222M1_7	Standard	10.000	5.06	2580.373	3222.628	10.009	11.7	17.1	NO	0.999	NO	MM
7	7 180222M1_8	Standard	50.000	5.06	11621.875	3430.944	42.342	49.4	-1.2	NO	0.999	NO	MM
8	8 180222M1_9	Standard	100.000	5.06	22939.061	3377.068	84.907	98.3	-1.7	NO	0.999	NO	MM
9	9 180222M1_10	Standard	250.000	5.06	49988.723	2795.715	223.506	252.5	1.0	NO	0.999	NO	MM
10	10 180222M1_11	Standard	500.000	5.03	99328.328	2703.868	459.196	499.2	-0.2	NO	0.999	NO	bb

Compound name: N-MeFOSAA

Coefficient of Determination: R² = 0.999298

Calibration curve: -0.000193973 * x² + 1.41081 * x + -0.0999828

Response type: Internal Std (Ref 45), Area * (IS Conc. / IS Area)

Curve type: 2nd Order, Origin: Include, Weighting: 1/x, Axis trans: None

#	Name	Type	Std. Conc	RT	Area	IS Area	Response	Conc.	%Dev	Conc. Flag	CoD	CoD Flag	x=excluded
1	1 180222M1_2	Standard	0.250	5.15	128.285	6254.457	0.256	0.3	1.0	NO	0.999	NO	bb
2	2 180222M1_3	Standard	0.500	5.15	317.634	5533.012	0.718	0.6	15.9	NO	0.999	NO	bb
3	3 180222M1_4	Standard	1.000	5.14	535.388	5599.960	1.195	0.9	-8.2	NO	0.999	NO	bb
4	4 180222M1_5	Standard	2.000	5.14	1082.810	7169.260	1.888	1.4	-29.5	NO	0.999	NO	bb
5	5 180222M1_6	Standard	5.000	5.14	3457.468	6826.390	6.331	4.6	-8.8	NO	0.999	NO	bb
6	6 180222M1_7	Standard	10.000	5.14	7205.954	6144.512	14.659	10.5	4.8	NO	0.999	NO	bb
7	7 180222M1_8	Standard	50.000	5.14	30108.186	5719.969	65.796	47.0	-6.0	NO	0.999	NO	bb
8	8 180222M1_9	Standard	100.000	5.15	64100.715	5722.115	140.028	100.7	0.7	NO	0.999	NO	bb
9	9 180222M1_10	Standard	250.000	5.15	153605.797	5518.141	347.956	255.7	2.3	NO	0.999	NO	bb
10	10 180222M1_11	Standard	500.000	5.12	255178.641	4882.566	653.290	497.1	-0.6	NO	0.999	NO	bb

Dataset: F:\Projects\PFAS.PRO\Results\180222M1\180222M1-CRV.qld

Last Altered: Friday, February 23, 2018 10:57:03 Pacific Standard Time

Printed: Friday, February 23, 2018 10:58:04 Pacific Standard Time

Compound name: N-EtFOSAA

Coefficient of Determination: $R^2 = 0.998958$

Calibration curve: $-0.000362379 * x^2 + 1.13712 * x + -0.099917$

Response type: Internal Std (Ref 46), Area * (IS Conc. / IS Area)

Curve type: 2nd Order, Origin: Include, Weighting: 1/x, Axis trans: None

#	Name	Type	Std. Conc	RT	Area	IS Area	Response	Conc.	%Dev	Conc. Flag	CoD	CoD Flag	x=excluded
1	1 180222M1_2	Standard	0.250	5.31	188.810	6639.615	0.355	0.4	60.2	YES	0.999	NO	bbX
2	2 180222M1_3	Standard	0.500	5.31	239.858	7165.826	0.418	0.5	-8.8	NO	0.999	NO	bb
3	3 180222M1_4	Standard	1.000	5.31	519.944	5563.278	1.168	1.1	11.6	NO	0.999	NO	bb
4	4 180222M1_5	Standard	2.000	5.30	1267.450	7382.480	2.146	2.0	-1.2	NO	0.999	NO	bb
5	5 180222M1_6	Standard	5.000	5.30	2655.154	6878.327	4.825	4.3	-13.3	NO	0.999	NO	bb
6	6 180222M1_7	Standard	10.000	5.30	5564.563	6524.668	10.661	9.5	-5.1	NO	0.999	NO	bb
7	7 180222M1_8	Standard	50.000	5.30	26739.336	6391.646	52.294	46.8	-6.5	NO	0.999	NO	bb
8	8 180222M1_9	Standard	100.000	5.31	48457.980	5175.490	117.037	106.6	6.6	NO	0.999	NO	bb
9	9 180222M1_10	Standard	250.000	5.31	115993.617	5594.718	259.159	247.5	-1.0	NO	0.999	NO	bb
10	10 180222M1_11	Standard	500.000	5.28	176893.656	4625.736	478.015	500.2	0.0	NO	0.999	NO	bb

Compound name: PFUdA

Correlation coefficient: $r = 0.995746$, $r^2 = 0.991510$

Calibration curve: $1.01713 * x + 0.0911157$

Response type: Internal Std (Ref 47), Area * (IS Conc. / IS Area)

Curve type: Linear, Origin: Exclude, Weighting: 1/x, Axis trans: None

#	Name	Type	Std. Conc	RT	Area	IS Area	Response	Conc.	%Dev	Conc. Flag	CoD	CoD Flag	x=excluded
1	1 180222M1_2	Standard	0.250	5.32	425.605	16993.521	0.313	0.2	-12.7	NO	0.992	NO	bbX
2	2 180222M1_3	Standard	0.500	5.31	771.916	19146.732	0.504	0.4	-18.8	NO	0.992	NO	bb
3	3 180222M1_4	Standard	1.000	5.32	1349.835	17642.141	0.956	0.9	-14.9	NO	0.992	NO	bb
4	4 180222M1_5	Standard	2.000	5.31	2453.786	15589.453	1.968	1.8	-7.8	NO	0.992	NO	bb
5	5 180222M1_6	Standard	5.000	5.32	5728.187	12759.659	5.612	5.4	8.6	NO	0.992	NO	bb
6	6 180222M1_7	Standard	10.000	5.31	15868.106	16160.189	12.274	12.0	19.8	NO	0.992	NO	bb
7	7 180222M1_8	Standard	50.000	5.31	70819.852	18257.313	48.487	47.6	-4.8	NO	0.992	NO	bb
8	8 180222M1_9	Standard	100.000	5.32	134282.594	13993.726	119.949	117.8	17.8	NO	0.992	NO	bb
9	9 180222M1_10	Standard	250.000	5.32	271966.594	12451.333	273.030	268.3	7.3	NO	0.992	NO	MM
10	10 180222M1_11	Standard	500.000	5.29	463304.750	12262.618	472.273	464.2	-7.2	NO	0.992	NO	bb

Dataset: F:\Projects\PFAS.PRO\Results\180222M1\180222M1-CRV.qld

Last Altered: Friday, February 23, 2018 10:36:15 Pacific Standard Time

Printed: Friday, February 23, 2018 10:36:29 Pacific Standard Time

Compound name: PFDS

Coefficient of Determination: $R^2 = 0.994780$

Calibration curve: $-3.76554e-005 * x^2 + 0.264598 * x + -0.0325716$

Response type: Internal Std (Ref 47), Area * (IS Conc. / IS Area)

Curve type: 2nd Order, Origin: Exclude, Weighting: 1/x, Axis trans: None

#	Name	Type	Std. Conc	RT	Area	IS Area	Response	Conc.	%Dev	Conc. Flag	CoD	CoD Flag	x=excluded
1	1 180222M1_2	Standard	0.250	5.38	49.457	16993.521	0.036	0.3	4.2	NO	0.995	NO	MM
2	2 180222M1_3	Standard	0.500	5.36	162.223	19146.732	0.106	0.5	4.7	NO	0.995	NO	bb
3	3 180222M1_4	Standard	1.000	5.37	337.853	17642.141	0.239	1.0	2.8	NO	0.995	NO	bb
4	4 180222M1_5	Standard	2.000	5.37	646.242	15589.453	0.518	2.1	4.1	NO	0.995	NO	bb
5	5 180222M1_6	Standard	5.000	5.36	1402.716	12759.659	1.374	5.3	6.4	NO	0.995	NO	bb
6	6 180222M1_7	Standard	10.000	5.37	3117.203	16160.189	2.411	9.2	-7.5	NO	0.995	NO	bb
7	7 180222M1_8	Standard	50.000	5.36	15726.867	18257.313	10.768	41.1	-17.9	NO	0.995	NO	bb
8	8 180222M1_9	Standard	100.000	5.37	27826.645	13993.726	24.856	95.4	-4.6	NO	0.995	NO	bb
9	9 180222M1_10	Standard	250.000	5.36	69751.469	12451.333	70.024	275.6	10.2	NO	0.995	NO	bb
10	10 180222M1_11	Standard	500.000	5.34	117915.258	12262.618	120.198	488.3	-2.3	NO	0.995	NO	bb

Compound name: PFDoA

Coefficient of Determination: $R^2 = 0.990158$

Calibration curve: $0.000184463 * x^2 + 1.19434 * x + 0.0155434$

Response type: Internal Std (Ref 48), Area * (IS Conc. / IS Area)

Curve type: 2nd Order, Origin: Exclude, Weighting: 1/x, Axis trans: None

#	Name	Type	Std. Conc	RT	Area	IS Area	Response	Conc.	%Dev	Conc. Flag	CoD	CoD Flag	x=excluded
1	1 180222M1_2	Standard	0.250	5.60	361.193	15079.007	0.299	0.2	-4.9	NO	0.990	NO	bb
2	2 180222M1_3	Standard	0.500	5.60	625.499	13486.563	0.580	0.5	-5.5	NO	0.990	NO	bb
3	3 180222M1_4	Standard	1.000	5.60	1300.423	14557.409	1.117	0.9	-7.8	NO	0.990	NO	bb
4	4 180222M1_5	Standard	2.000	5.60	2246.964	13537.201	2.075	1.7	-13.8	NO	0.990	NO	bb
5	5 180222M1_6	Standard	5.000	5.60	6371.678	12128.355	6.567	5.5	9.6	NO	0.990	NO	bb
6	6 180222M1_7	Standard	10.000	5.60	13514.624	12743.880	13.256	11.1	10.7	NO	0.990	NO	bb
7	7 180222M1_8	Standard	50.000	5.60	47792.094	9512.979	62.799	52.1	4.3	NO	0.990	NO	bb
8	8 180222M1_9	Standard	100.000	5.60	123700.172	10703.066	144.468	118.8	18.8	NO	0.990	NO	bb
9	9 180222M1_10	Standard	250.000	5.60	228559.563	10754.419	265.658	215.3	-13.9	NO	0.990	NO	bb
10	10 180222M1_11	Standard	500.000	5.58	545898.313	10329.396	660.613	512.5	2.5	NO	0.990	NO	bb

Dataset: F:\Projects\PFAS.PRO\Results\180222M1\180222M1-CRV.qld

Last Altered: Friday, February 23, 2018 10:36:15 Pacific Standard Time

Printed: Friday, February 23, 2018 10:36:29 Pacific Standard Time

Compound name: N-MeFOSA

Correlation coefficient: $r = 0.995786$, $r^2 = 0.991590$

Calibration curve: $0.910019 * x + 0.602227$

Response type: Internal Std (Ref 49), Area * (IS Conc. / IS Area)

Curve type: Linear, Origin: Include, Weighting: 1/x, Axis trans: None

	# Name	Type	Std. Conc	RT	Area	IS Area	Response	Conc.	%Dev	Conc. Flag	CoD	CoD Flag	x=excluded
1	1 180222M1_2	Standard	1.250	5.74	180.741	18907.469	1.434	0.9	-26.9	NO	0.992	NO	bb
2	2 180222M1_3	Standard	2.500	5.74	370.789	20234.535	2.749	2.4	-5.7	NO	0.992	NO	bb
3	3 180222M1_4	Standard	5.000	5.74	731.904	19042.426	5.765	5.7	13.5	NO	0.992	NO	bb
4	4 180222M1_5	Standard	10.000	5.74	1431.688	20009.578	10.733	11.1	11.3	NO	0.992	NO	bb
5	5 180222M1_6	Standard	25.000	5.74	3619.082	20154.828	26.935	28.9	15.7	NO	0.992	NO	bb
6	6 180222M1_7	Standard	50.000	5.74	6881.109	18883.762	54.659	59.4	18.8	NO	0.992	NO	bb
7	7 180222M1_8	Standard	250.000	5.74	31674.590	18323.201	259.299	284.3	13.7	NO	0.992	NO	bb
8	8 180222M1_9	Standard	500.000	5.75	61417.078	17747.182	519.100	569.8	14.0	NO	0.992	NO	bb
9	9 180222M1_10	Standard	1250.000	5.74	141976.672	17577.768	1211.559	1330.7	6.5	NO	0.992	NO	MM
10	10 180222M1_11	Standard	2500.000	5.70	272181.938	19495.510	2094.189	2300.6	-8.0	NO	0.992	NO	bb

Compound name: PFTTrDA

Coefficient of Determination: $R^2 = 0.994978$

Calibration curve: $-0.000156418 * x^2 + 1.5893 * x + -0.627843$

Response type: Internal Std (Ref 48), Area * (IS Conc. / IS Area)

Curve type: 2nd Order, Origin: Exclude, Weighting: 1/x, Axis trans: None

	# Name	Type	Std. Conc	RT	Area	IS Area	Response	Conc.	%Dev	Conc. Flag	CoD	CoD Flag	x=excluded
1	1 180222M1_2	Standard	0.250	5.85	433.891	15079.007	0.360	0.6	148.6	YES	0.995	NO	bbX
2	2 180222M1_3	Standard	0.500	5.85	818.279	13486.563	0.758	0.9	74.5	YES	0.995	NO	bbX
3	3 180222M1_4	Standard	1.000	5.84	1398.854	14557.409	1.201	1.2	15.1	NO	0.995	NO	bb
4	4 180222M1_5	Standard	2.000	5.84	2481.213	13537.201	2.291	1.8	-8.2	NO	0.995	NO	bb
5	5 180222M1_6	Standard	5.000	5.84	6563.683	12128.355	6.765	4.7	-6.9	NO	0.995	NO	bb
6	6 180222M1_7	Standard	10.000	5.85	12683.491	12743.880	12.441	8.2	-17.7	NO	0.995	NO	bb
7	7 180222M1_8	Standard	50.000	5.84	73762.148	9512.979	96.923	61.8	23.5	NO	0.995	NO	bb
8	8 180222M1_9	Standard	100.000	5.85	133212.813	10703.066	155.578	99.3	-0.7	NO	0.995	NO	bb
9	9 180222M1_10	Standard	250.000	5.84	311576.531	10754.419	362.149	233.6	-6.5	NO	0.995	NO	bb
10	10 180222M1_11	Standard	500.000	5.82	632778.188	10329.396	765.749	507.6	1.5	NO	0.995	NO	bb

Dataset: F:\Projects\PFAS.PRO\Results\180222M1\180222M1-CRV.qld

Last Altered: Friday, February 23, 2018 10:36:15 Pacific Standard Time

Printed: Friday, February 23, 2018 10:36:29 Pacific Standard Time

Compound name: PFTeDA

Coefficient of Determination: $R^2 = 0.998763$

Calibration curve: $0.00300664 * x^2 + 2.23986 * x + 0.352343$

Response type: Internal Std (Ref 50), Area * (IS Conc. / IS Area)

Curve type: 2nd Order, Origin: Exclude, Weighting: 1/x, Axis trans: None

	# Name	Type	Std. Conc	RT	Area	IS Area	Response	Conc.	%Dev	Conc. Flag	CoD	CoD Flag	x=excluded
1	1 180222M1_2	Standard	0.250	6.07	311.834	7460.025	0.523	0.1	-69.6	YES	0.999	NO	bbX
2	2 180222M1_3	Standard	0.500	6.06	572.423	4998.660	1.431	0.5	-3.7	NO	0.999	NO	bb
3	3 180222M1_4	Standard	1.000	6.06	859.342	4056.323	2.648	1.0	2.4	NO	0.999	NO	bb
4	4 180222M1_5	Standard	2.000	6.06	1678.309	5043.748	4.159	1.7	-15.2	NO	0.999	NO	bb
5	5 180222M1_6	Standard	5.000	6.06	6534.666	6022.521	13.563	5.9	17.0	NO	0.999	NO	bb
6	6 180222M1_7	Standard	10.000	6.06	9754.099	5221.426	23.351	10.1	1.3	NO	0.999	NO	bb
7	7 180222M1_8	Standard	50.000	6.06	41792.586	4466.387	116.964	48.9	-2.3	NO	0.999	NO	bb
8	8 180222M1_9	Standard	100.000	6.06	94998.742	4643.317	255.741	100.5	0.5	NO	0.999	NO	db
9	9 180222M1_10	Standard	250.000	6.06	190665.891	5215.939	456.931	166.6	-33.4	YES	0.999	NO	dbX
10	10 180222M1_11	Standard	500.000	6.04	391356.500	5659.100	864.441	280.3	-43.9	YES	0.999	NO	dbX

Compound name: N-EtFOSA

Coefficient of Determination: $R^2 = 0.999957$

Calibration curve: $-4.40835e-005 * x^2 + 0.927791 * x + 0.174055$

Response type: Internal Std (Ref 51), Area * (IS Conc. / IS Area)

Curve type: 2nd Order, Origin: Exclude, Weighting: 1/x, Axis trans: None

	# Name	Type	Std. Conc	RT	Area	IS Area	Response	Conc.	%Dev	Conc. Flag	CoD	CoD Flag	x=excluded
1	1 180222M1_2	Standard	1.250	6.15	259.441	29992.924	1.298	1.2	-3.1	NO	1.000	NO	bb
2	2 180222M1_3	Standard	2.500	6.14	465.767	30198.594	2.314	2.3	-7.8	NO	1.000	NO	bb
3	3 180222M1_4	Standard	5.000	6.15	972.567	29391.572	4.963	5.2	3.3	NO	1.000	NO	bb
4	4 180222M1_5	Standard	10.000	6.14	1918.343	29982.119	9.597	10.2	1.6	NO	1.000	NO	bb
5	5 180222M1_6	Standard	25.000	6.14	5082.106	31107.570	24.506	26.3	5.0	NO	1.000	NO	bb
6	6 180222M1_7	Standard	50.000	6.14	9066.607	28925.631	47.017	50.6	1.2	NO	1.000	NO	bb
7	7 180222M1_8	Standard	250.000	6.14	42070.453	27637.098	228.337	248.9	-0.5	NO	1.000	NO	bb
8	8 180222M1_9	Standard	500.000	6.15	80295.281	26412.686	456.004	503.3	0.7	NO	1.000	NO	bb
9	9 180222M1_10	Standard	1250.000	6.15	177501.969	24548.969	1084.579	1242.1	-0.6	NO	1.000	NO	bb
10	10 180222M1_11	Standard	2500.000	6.12	334668.656	24525.678	2046.847	2503.8	0.2	NO	1.000	NO	bb

Dataset: F:\Projects\PFAS.PRO\Results\180222M1\180222M1-CRV.qld

Last Altered: Friday, February 23, 2018 10:36:15 Pacific Standard Time

Printed: Friday, February 23, 2018 10:36:29 Pacific Standard Time

Compound name: PFHxDA

Coefficient of Determination: R² = 0.994625

Calibration curve: -0.0021539 * x² + 0.767551 * x + 0.003664

Response type: Internal Std (Ref 52), Area * (IS Conc. / IS Area)

Curve type: 2nd Order, Origin: Exclude, Weighting: 1/x, Axis trans: None

#	Name	Type	Std. Conc	RT	Area	IS Area	Response	Conc.	%Dev	Conc. Flag	CoD	CoD Flag	x=excluded
1	1 180222M1_2	Standard	0.250	6.41	185.575	5452.339	0.170	0.2	-13.2	NO	0.995	NO	bbX
2	2 180222M1_3	Standard	0.500	6.40	402.774	4064.112	0.496	0.6	28.4	NO	0.995	NO	bb
3	3 180222M1_4	Standard	1.000	6.40	554.059	3696.312	0.749	1.0	-2.6	NO	0.995	NO	bb
4	4 180222M1_5	Standard	2.000	6.40	1028.359	3653.368	1.407	1.8	-8.1	NO	0.995	NO	bb
5	5 180222M1_6	Standard	5.000	6.40	2779.193	4089.813	3.398	4.5	-10.4	NO	0.995	NO	bb
6	6 180222M1_7	Standard	10.000	6.40	5634.121	4345.105	6.483	8.7	-13.5	NO	0.995	NO	bb
7	7 180222M1_8	Standard	50.000	6.40	25004.811	3515.342	35.565	54.7	9.5	NO	0.995	NO	bb
8	8 180222M1_9	Standard	100.000	6.41	42430.320	3924.739	54.055	96.6	-3.4	NO	0.995	NO	bb
9	9 180222M1_10	Standard	250.000	6.40	124138.773	4122.530	150.561			NO	0.995	NO	bbXI
10	10 180222M1_11	Standard	500.000	6.39	206806.297	5002.023	206.723			NO	0.995	NO	bbXI

Compound name: PFODA

Coefficient of Determination: R² = 0.998259

Calibration curve: -0.000732256 * x² + 0.852724 * x + 0.0282819

Response type: Internal Std (Ref 52), Area * (IS Conc. / IS Area)

Curve type: 2nd Order, Origin: Include, Weighting: 1/x, Axis trans: None

#	Name	Type	Std. Conc	RT	Area	IS Area	Response	Conc.	%Dev	Conc. Flag	CoD	CoD Flag	x=excluded
1	1 180222M1_2	Standard	0.250	6.64	200.276	5452.339	0.184	0.2	-27.1	NO	0.998	NO	MM
2	2 180222M1_3	Standard	0.500	6.64	458.155	4064.112	0.564	0.6	25.6	NO	0.998	NO	MM
3	3 180222M1_4	Standard	1.000	6.64	693.593	3696.312	0.938	1.1	6.8	NO	0.998	NO	bb
4	4 180222M1_5	Standard	2.000	6.64	1301.082	3653.368	1.781	2.1	2.9	NO	0.998	NO	MM
5	5 180222M1_6	Standard	5.000	6.64	3993.859	4089.813	4.883	5.7	14.4	NO	0.998	NO	bb
6	6 180222M1_7	Standard	10.000	6.64	6688.885	4345.105	7.697	9.1	-9.4	NO	0.998	NO	bb
7	7 180222M1_8	Standard	50.000	6.64	28667.977	3515.342	40.776	49.9	-0.1	NO	0.998	NO	bb
8	8 180222M1_9	Standard	100.000	6.64	61267.867	3924.739	78.053	100.1	0.1	NO	0.998	NO	bb
9	9 180222M1_10	Standard	250.000	6.64	137572.547	4122.530	166.855	248.8	-0.5	NO	0.998	NO	bbX
10	10 180222M1_11	Standard	500.000	6.62	269890.406	5002.023	269.781			NO	0.998	NO	bbXI

Dataset: F:\Projects\PFAS.PRO\Results\180222M1\180222M1-CRV.qld

Last Altered: Friday, February 23, 2018 10:36:15 Pacific Standard Time

Printed: Friday, February 23, 2018 10:36:29 Pacific Standard Time

Compound name: N-MeFOSE

Correlation coefficient: $r = 0.999754$, $r^2 = 0.999507$

Calibration curve: $1.05258 * x + -0.221519$

Response type: Internal Std (Ref 53), Area * (IS Conc. / IS Area)

Curve type: Linear, Origin: Exclude, Weighting: 1/x, Axis trans: None

#	Name	Type	Std. Conc	RT	Area	IS Area	Response	Conc.	%Dev	Conc. Flag	CoD	CoD Flag	x=excluded
1	1 180222M1_2	Standard	1.250	6.30	214.352	28753.836	1.118	1.3	1.8	NO	1.000	NO	bb
2	2 180222M1_3	Standard	2.500	6.29	491.960	30159.326	2.447	2.5	1.4	NO	1.000	NO	bb
3	3 180222M1_4	Standard	5.000	6.29	833.853	25841.850	4.840	4.8	-3.8	NO	1.000	NO	bb
4	4 180222M1_5	Standard	10.000	6.29	1802.029	28586.740	9.456	9.2	-8.1	NO	1.000	NO	bb
5	5 180222M1_6	Standard	25.000	6.29	4552.697	27928.086	24.452	23.4	-6.2	NO	1.000	NO	bb
6	6 180222M1_7	Standard	50.000	6.29	8536.932	22799.137	56.166	53.6	7.1	NO	1.000	NO	bb
7	7 180222M1_8	Standard	250.000	6.29	44350.652	23854.432	278.883	265.2	6.1	NO	1.000	NO	MM
8	8 180222M1_9	Standard	500.000	6.29	86450.328	24027.707	539.691	512.9	2.6	NO	1.000	NO	MM
9	9 180222M1_10	Standard	1250.000	6.29	211255.453	23958.688	1322.623	1256.8	0.5	NO	1.000	NO	MM
10	10 180222M1_11	Standard	2500.000	6.28	461060.906	26667.246	2593.411	2464.1	-1.4	NO	1.000	NO	bb

Compound name: N-EtFOSE

Coefficient of Determination: $R^2 = 0.995534$

Calibration curve: $-0.000170771 * x^2 + 1.21802 * x + 0.319157$

Response type: Internal Std (Ref 54), Area * (IS Conc. / IS Area)

Curve type: 2nd Order, Origin: Exclude, Weighting: 1/x, Axis trans: None

#	Name	Type	Std. Conc	RT	Area	IS Area	Response	Conc.	%Dev	Conc. Flag	CoD	CoD Flag	x=excluded
1	1 180222M1_2	Standard	1.250	6.45	299.031	24747.668	1.812	1.2	-1.9	NO	0.996	NO	MM
2	2 180222M1_3	Standard	2.500	6.45	556.160	25896.303	3.221	2.4	-4.7	NO	0.996	NO	bb
3	3 180222M1_4	Standard	5.000	6.44	1163.046	29750.379	5.864	4.6	-8.9	NO	0.996	NO	bb
4	4 180222M1_5	Standard	10.000	6.44	2442.355	28340.203	12.927	10.4	3.7	NO	0.996	NO	bb
5	5 180222M1_6	Standard	25.000	6.44	5204.000	27124.287	28.779	23.4	-6.2	NO	0.996	NO	bb
6	6 180222M1_7	Standard	50.000	6.44	10750.609	21169.738	76.174	62.8	25.7	NO	0.996	NO	bb
7	7 180222M1_8	Standard	250.000	6.44	48769.957	28014.617	261.131	221.0	-11.6	NO	0.996	NO	bb
8	8 180222M1_9	Standard	500.000	6.44	93694.375	23837.748	589.576	522.0	4.4	NO	0.996	NO	bb
9	9 180222M1_10	Standard	1250.000	6.44	190151.938	22766.109	1252.862	1246.0	-0.3	NO	0.996	NO	MM
10	10 180222M1_11	Standard	2500.000	6.43	463962.938	20205.217	3444.380			NO	0.996	NO	bbXI

Dataset: F:\Projects\PFAS.PRO\Results\180222M1\180222M1-CRV.qld

Last Altered: Friday, February 23, 2018 10:36:15 Pacific Standard Time

Printed: Friday, February 23, 2018 10:36:29 Pacific Standard Time

Compound name: 13C3-PFBA

Response Factor: 0.905778

RRF SD: 0.0413774, Relative SD: 4.56816

Response type: Internal Std (Ref 55), Area * (IS Conc. / IS Area)

Curve type: RF

#	Name	Type	Std. Conc	RT	Area	IS Area	Response	Conc.	%Dev	Conc. Flag	CoD	CoD Flag	x=excluded
1	1 180222M1_2	Standard	12.500	1.34	9184.688	9577.814	11.987	13.2	5.9	NO		NO	MM
2	2 180222M1_3	Standard	12.500	1.34	9387.092	10368.688	11.317	12.5	-0.0	NO		NO	MM
3	3 180222M1_4	Standard	12.500	1.34	8499.892	10315.138	10.300	11.4	-9.0	NO		NO	MM
4	4 180222M1_5	Standard	12.500	1.34	9008.850	10201.453	11.039	12.2	-2.5	NO		NO	MM
5	5 180222M1_6	Standard	12.500	1.34	9724.356	9982.348	12.177	13.4	7.5	NO		NO	MM
6	6 180222M1_7	Standard	12.500	1.34	8466.387	9298.853	11.381	12.6	0.5	NO		NO	MM
7	7 180222M1_8	Standard	12.500	1.34	8482.683	9358.361	11.330	12.5	0.1	NO		NO	MM
8	8 180222M1_9	Standard	12.500	1.35	8255.065	9126.470	11.306	12.5	-0.1	NO		NO	MM
9	9 180222M1_10	Standard	12.500	1.35	9934.146	10908.416	11.384	12.6	0.5	NO		NO	MM
10	10 180222M1_11	Standard	12.500	1.33	9320.022	10589.538	11.001	12.1	-2.8	NO		NO	MM

Compound name: 13C3-PFPeA

Response Factor: 0.917361

RRF SD: 0.0555613, Relative SD: 6.05665

Response type: Internal Std (Ref 56), Area * (IS Conc. / IS Area)

Curve type: RF

#	Name	Type	Std. Conc	RT	Area	IS Area	Response	Conc.	%Dev	Conc. Flag	CoD	CoD Flag	x=excluded
1	1 180222M1_2	Standard	12.500	2.29	14206.814	13991.317	12.693	13.8	10.7	NO		NO	bb
2	2 180222M1_3	Standard	12.500	2.29	14729.808	15486.483	11.889	13.0	3.7	NO		NO	bb
3	3 180222M1_4	Standard	12.500	2.29	12512.225	14836.779	10.542	11.5	-8.1	NO		NO	bb
4	4 180222M1_5	Standard	12.500	2.29	14225.736	15957.438	11.143	12.1	-2.8	NO		NO	bb
5	5 180222M1_6	Standard	12.500	2.29	14250.701	15627.077	11.399	12.4	-0.6	NO		NO	MM
6	6 180222M1_7	Standard	12.500	2.29	12889.806	15404.287	10.460	11.4	-8.8	NO		NO	bb
7	7 180222M1_8	Standard	12.500	2.29	12502.019	13523.849	11.556	12.6	0.8	NO		NO	MM
8	8 180222M1_9	Standard	12.500	2.29	12194.641	13106.173	11.631	12.7	1.4	NO		NO	bb
9	9 180222M1_10	Standard	12.500	2.29	11602.894	13005.187	11.152	12.2	-2.7	NO		NO	bb
10	10 180222M1_11	Standard	12.500	2.27	11238.997	11509.353	12.206	13.3	6.4	NO		NO	bb

Dataset: F:\Projects\PFAS.PRO\Results\180222M1\180222M1-CRV.qld

Last Altered: Friday, February 23, 2018 10:36:15 Pacific Standard Time

Printed: Friday, February 23, 2018 10:36:29 Pacific Standard Time

Compound name: 13C3-PFBS

Response Factor: 0.120153

RRF SD: 0.00683294, Relative SD: 5.68689

Response type: Internal Std (Ref 56), Area * (IS Conc. / IS Area)

Curve type: RF

	# Name	Type	Std. Conc	RT	Area	IS Area	Response	Conc.	%Dev	Conc. Flag	CoD	CoD Flag	x=excluded
1	1 180222M1_2	Standard	12.500	2.56	1817.595	13991.317	1.624	13.5	8.1	NO		NO	bb
2	2 180222M1_3	Standard	12.500	2.57	1948.211	15486.483	1.573	13.1	4.7	NO		NO	bb
3	3 180222M1_4	Standard	12.500	2.57	1663.478	14836.779	1.401	11.7	-6.7	NO		NO	bb
4	4 180222M1_5	Standard	12.500	2.56	1899.979	15957.438	1.488	12.4	-0.9	NO		NO	bb
5	5 180222M1_6	Standard	12.500	2.56	1907.371	15627.077	1.526	12.7	1.6	NO		NO	bb
6	6 180222M1_7	Standard	12.500	2.57	1751.384	15404.287	1.421	11.8	-5.4	NO		NO	bb
7	7 180222M1_8	Standard	12.500	2.57	1623.573	13523.849	1.501	12.5	-0.1	NO		NO	bb
8	8 180222M1_9	Standard	12.500	2.57	1615.343	13106.173	1.541	12.8	2.6	NO		NO	bb
9	9 180222M1_10	Standard	12.500	2.57	1415.086	13005.187	1.360	11.3	-9.4	NO		NO	bb
10	10 180222M1_11	Standard	12.500	2.54	1459.037	11509.353	1.585	13.2	5.5	NO		NO	bb

Compound name: 13C2-PFHxA

Response Factor: 0.759932

RRF SD: 0.0665259, Relative SD: 8.75419

Response type: Internal Std (Ref 56), Area * (IS Conc. / IS Area)

Curve type: RF

	# Name	Type	Std. Conc	RT	Area	IS Area	Response	Conc.	%Dev	Conc. Flag	CoD	CoD Flag	x=excluded
1	1 180222M1_2	Standard	5.000	3.06	4669.375	13991.317	4.172	5.5	9.8	NO		NO	bb
2	2 180222M1_3	Standard	5.000	3.06	4884.346	15486.483	3.942	5.2	3.8	NO		NO	bb
3	3 180222M1_4	Standard	5.000	3.06	4133.719	14836.779	3.483	4.6	-8.3	NO		NO	bb
4	4 180222M1_5	Standard	5.000	3.06	4549.238	15957.438	3.564	4.7	-6.2	NO		NO	bb
5	5 180222M1_6	Standard	5.000	3.06	4399.838	15627.077	3.519	4.6	-7.4	NO		NO	bb
6	6 180222M1_7	Standard	5.000	3.06	4051.215	15404.287	3.287	4.3	-13.5	NO		NO	bb
7	7 180222M1_8	Standard	5.000	3.06	4169.112	13523.849	3.853	5.1	1.4	NO		NO	bb
8	8 180222M1_9	Standard	5.000	3.06	4248.061	13106.173	4.052	5.3	6.6	NO		NO	bb
9	9 180222M1_10	Standard	5.000	3.06	3955.435	13005.187	3.802	5.0	0.1	NO		NO	bb
10	10 180222M1_11	Standard	5.000	3.04	3980.028	11509.353	4.323	5.7	13.8	NO		NO	bb

Dataset: F:\Projects\PFAS.PRO\Results\180222M1\180222M1-CRV.qld

Last Altered: Friday, February 23, 2018 10:36:15 Pacific Standard Time

Printed: Friday, February 23, 2018 10:36:29 Pacific Standard Time

Compound name: 13C4-PFHpA

Response Factor: 0.729369

RRF SD: 0.0761332, Relative SD: 10.4382

Response type: Internal Std (Ref 56), Area * (IS Conc. / IS Area)

Curve type: RF

	# Name	Type	Std. Conc	RT	Area	IS Area	Response	Conc.	%Dev	Conc. Flag	CoD	CoD Flag	x=excluded
1	1 180222M1_2	Standard	12.500	3.67	11823.153	13991.317	10.563	14.5	15.9	NO		NO	bb
2	2 180222M1_3	Standard	12.500	3.67	11998.208	15486.483	9.684	13.3	6.2	NO		NO	bb
3	3 180222M1_4	Standard	12.500	3.68	10515.109	14836.779	8.859	12.1	-2.8	NO		NO	bb
4	4 180222M1_5	Standard	12.500	3.67	10325.150	15957.438	8.088	11.1	-11.3	NO		NO	bb
5	5 180222M1_6	Standard	12.500	3.67	12807.133	15627.077	10.244	14.0	12.4	NO		NO	bb
6	6 180222M1_7	Standard	12.500	3.67	10178.368	15404.287	8.259	11.3	-9.4	NO		NO	bb
7	7 180222M1_8	Standard	12.500	3.68	9248.684	13523.849	8.548	11.7	-6.2	NO		NO	bb
8	8 180222M1_9	Standard	12.500	3.68	9081.999	13106.173	8.662	11.9	-5.0	NO		NO	bb
9	9 180222M1_10	Standard	12.500	3.68	8440.382	13005.187	8.113	11.1	-11.0	NO		NO	bb
10	10 180222M1_11	Standard	12.500	3.65	9345.666	11509.353	10.150	13.9	11.3	NO		NO	bb

Compound name: 18O2-PFHxS

Response Factor: 0.366943

RRF SD: 0.0170381, Relative SD: 4.64326

Response type: Internal Std (Ref 57), Area * (IS Conc. / IS Area)

Curve type: RF

	# Name	Type	Std. Conc	RT	Area	IS Area	Response	Conc.	%Dev	Conc. Flag	CoD	CoD Flag	x=excluded
1	1 180222M1_2	Standard	12.500	3.82	1262.195	3679.315	4.288	11.7	-6.5	NO		NO	bb
2	2 180222M1_3	Standard	12.500	3.82	1319.885	3630.667	4.544	12.4	-0.9	NO		NO	bb
3	3 180222M1_4	Standard	12.500	3.82	1311.775	3289.663	4.984	13.6	8.7	NO		NO	bb
4	4 180222M1_5	Standard	12.500	3.82	1325.347	3629.762	4.564	12.4	-0.5	NO		NO	bb
5	5 180222M1_6	Standard	12.500	3.82	1326.526	3559.807	4.658	12.7	1.6	NO		NO	bb
6	6 180222M1_7	Standard	12.500	3.82	1300.987	3591.138	4.528	12.3	-1.3	NO		NO	bb
7	7 180222M1_8	Standard	12.500	3.82	1295.776	3709.736	4.366	11.9	-4.8	NO		NO	bb
8	8 180222M1_9	Standard	12.500	3.82	1091.735	3102.411	4.399	12.0	-4.1	NO		NO	bb
9	9 180222M1_10	Standard	12.500	3.83	1153.918	3035.770	4.751	12.9	3.6	NO		NO	bb
10	10 180222M1_11	Standard	12.500	3.80	1027.413	2684.385	4.784	13.0	4.3	NO		NO	bb

Vista Analytical Laboratory

Dataset: F:\Projects\PFAS.PRO\Results\180222M1\180222M1-CRV.qld

Last Altered: Friday, February 23, 2018 10:36:15 Pacific Standard Time

Printed: Friday, February 23, 2018 10:36:29 Pacific Standard Time

Compound name: 13C2-PFOA

Response Factor: 1.22541

RRF SD: 0.0637426, Relative SD: 5.20176

Response type: Internal Std (Ref 58), Area * (IS Conc. / IS Area)

Curve type: RF

	# Name	Type	Std. Conc	RT	Area	IS Area	Response	Conc.	%Dev	Conc. Flag	CoD	CoD Flag	x=excluded
1	1 180222M1_2	Standard	12.500	4.19	17944.939	13200.970	16.992	13.9	10.9	NO		NO	bb
2	2 180222M1_3	Standard	12.500	4.19	17006.742	14398.293	14.765	12.0	-3.6	NO		NO	bb
3	3 180222M1_4	Standard	12.500	4.19	17178.453	15144.801	14.179	11.6	-7.4	NO		NO	bb
4	4 180222M1_5	Standard	12.500	4.19	16629.834	13472.916	15.429	12.6	0.7	NO		NO	bb
5	5 180222M1_6	Standard	12.500	4.19	18049.520	15208.535	14.835	12.1	-3.2	NO		NO	bb
6	6 180222M1_7	Standard	12.500	4.19	16676.320	13357.269	15.606	12.7	1.9	NO		NO	bb
7	7 180222M1_8	Standard	12.500	4.19	13359.561	10679.171	15.637	12.8	2.1	NO		NO	bb
8	8 180222M1_9	Standard	12.500	4.20	13652.816	11471.212	14.877	12.1	-2.9	NO		NO	bb
9	9 180222M1_10	Standard	12.500	4.19	12169.198	10240.261	14.855	12.1	-3.0	NO		NO	bb
10	10 180222M1_11	Standard	12.500	4.17	12856.672	10043.427	16.001	13.1	4.5	NO		NO	bb

Compound name: 13C5-PFNA

Response Factor: 0.936109

RRF SD: 0.0896606, Relative SD: 9.578

Response type: Internal Std (Ref 59), Area * (IS Conc. / IS Area)

Curve type: RF

	# Name	Type	Std. Conc	RT	Area	IS Area	Response	Conc.	%Dev	Conc. Flag	CoD	CoD Flag	x=excluded
1	1 180222M1_2	Standard	12.500	4.62	13277.607	13347.633	12.434	13.3	6.3	NO		NO	bb
2	2 180222M1_3	Standard	12.500	4.62	14292.120	15033.564	11.884	12.7	1.6	NO		NO	bb
3	3 180222M1_4	Standard	12.500	4.62	12607.691	14910.917	10.569	11.3	-9.7	NO		NO	bb
4	4 180222M1_5	Standard	12.500	4.62	12413.160	15377.157	10.091	10.8	-13.8	NO		NO	bb
5	5 180222M1_6	Standard	12.500	4.62	13186.753	12795.292	12.882	13.8	10.1	NO		NO	bb
6	6 180222M1_7	Standard	12.500	4.62	12105.486	11971.068	12.640	13.5	8.0	NO		NO	bb
7	7 180222M1_8	Standard	12.500	4.62	13098.668	12815.752	12.776	13.6	9.2	NO		NO	bb
8	8 180222M1_9	Standard	12.500	4.62	11894.622	12846.183	11.574	12.4	-1.1	NO		NO	bd
9	9 180222M1_10	Standard	12.500	4.62	9509.790	9718.993	12.231	13.1	4.5	NO		NO	bb
10	10 180222M1_11	Standard	12.500	4.60	9589.233	12068.340	9.932	10.6	-15.1	NO		NO	bb

Dataset: F:\Projects\PFAS.PRO\Results\180222M1\180222M1-CRV.qld

Last Altered: Friday, February 23, 2018 10:36:15 Pacific Standard Time

Printed: Friday, February 23, 2018 10:36:29 Pacific Standard Time

Compound name: 13C8-PFOSA

Response Factor: 0.235135

RRF SD: 0.0369776, Relative SD: 15.7261

Response type: Internal Std (Ref 62), Area * (IS Conc. / IS Area)

Curve type: RF

#	Name	Type	Std. Conc	RT	Area	IS Area	Response	Conc.	%Dev	Conc. Flag	CoD	CoD Flag	x=excluded
1	1 180222M1_2	Standard	12.500	4.69	3429.842	16145.907	2.655	11.3	-9.7	NO		NO	bb
2	2 180222M1_3	Standard	12.500	4.68	3738.259	18390.801	2.541	10.8	-13.6	NO		NO	bb
3	3 180222M1_4	Standard	12.500	4.69	3462.172	17368.559	2.492	10.6	-15.2	NO		NO	bb
4	4 180222M1_5	Standard	12.500	4.68	4102.060	16355.145	3.135	13.3	6.7	NO		NO	bb
5	5 180222M1_6	Standard	12.500	4.68	3656.603	15126.661	3.022	12.9	2.8	NO		NO	bb
6	6 180222M1_7	Standard	12.500	4.68	3653.474	13362.030	3.418	14.5	16.3	NO		NO	bb
7	7 180222M1_8	Standard	12.500	4.69	3173.492	16120.559	2.461	10.5	-16.3	NO		NO	bb
8	8 180222M1_9	Standard	12.500	4.69	3089.295	14787.388	2.611	11.1	-11.2	NO		NO	bb
9	9 180222M1_10	Standard	12.500	4.69	3108.662	12029.236	3.230	13.7	9.9	NO		NO	bb
10	10 180222M1_11	Standard	12.500	4.66	3083.772	10072.729	3.827	16.3	30.2	NO		NO	bb

Compound name: 13C8-PFOS

Response Factor: 1.01826

RRF SD: 0.0989987, Relative SD: 9.7223

Response type: Internal Std (Ref 60), Area * (IS Conc. / IS Area)

Curve type: RF

#	Name	Type	Std. Conc	RT	Area	IS Area	Response	Conc.	%Dev	Conc. Flag	CoD	CoD Flag	x=excluded
1	1 180222M1_2	Standard	12.500	4.71	3319.231	3073.052	13.501	13.3	6.1	NO		NO	bb
2	2 180222M1_3	Standard	12.500	4.70	4027.250	3202.006	15.722	15.4	23.5	NO		NO	bb
3	3 180222M1_4	Standard	12.500	4.70	3634.642	3739.002	12.151	11.9	-4.5	NO		NO	bb
4	4 180222M1_5	Standard	12.500	4.70	4175.254	4413.480	11.825	11.6	-7.1	NO		NO	bb
5	5 180222M1_6	Standard	12.500	4.70	3799.208	3668.125	12.947	12.7	1.7	NO		NO	bb
6	6 180222M1_7	Standard	12.500	4.70	3222.628	3356.256	12.002	11.8	-5.7	NO		NO	bb
7	7 180222M1_8	Standard	12.500	4.70	3430.944	3239.941	13.237	13.0	4.0	NO		NO	bb
8	8 180222M1_9	Standard	12.500	4.71	3377.068	3382.600	12.480	12.3	-2.0	NO		NO	bb
9	9 180222M1_10	Standard	12.500	4.70	2795.715	2927.639	11.937	11.7	-6.2	NO		NO	bb
10	10 180222M1_11	Standard	12.500	4.68	2703.868	2943.714	11.482	11.3	-9.8	NO		NO	bb

Dataset: F:\Projects\PFAS.PRO\Results\180222M1\180222M1-CRV.qld

Last Altered: Friday, February 23, 2018 10:36:15 Pacific Standard Time

Printed: Friday, February 23, 2018 10:36:29 Pacific Standard Time

Compound name: 13C2-PFDA

Response Factor: 0.976782

RRF SD: 0.0972505, Relative SD: 9.95622

Response type: Internal Std (Ref 61), Area * (IS Conc. / IS Area)

Curve type: RF

#	Name	Type	Std. Conc	RT	Area	IS Area	Response	Conc.	%Dev	Conc. Flag	CoD	CoD Flag	x=excluded
1	1 180222M1_2	Standard	12.500	4.99	14927.745	15337.642	12.166	12.5	-0.4	NO		NO	bb
2	2 180222M1_3	Standard	12.500	4.99	12711.956	13518.693	11.754	12.0	-3.7	NO		NO	bb
3	3 180222M1_4	Standard	12.500	5.00	16349.603	15141.875	13.497	13.8	10.5	NO		NO	bb
4	4 180222M1_5	Standard	12.500	4.99	13277.128	16108.587	10.303	10.5	-15.6	NO		NO	bb
5	5 180222M1_6	Standard	12.500	4.99	14430.895	13319.722	13.543	13.9	10.9	NO		NO	bb
6	6 180222M1_7	Standard	12.500	5.00	13346.175	12452.531	13.397	13.7	9.7	NO		NO	bb
7	7 180222M1_8	Standard	12.500	5.00	10725.395	12178.896	11.008	11.3	-9.8	NO		NO	bb
8	8 180222M1_9	Standard	12.500	5.00	11305.104	12896.215	10.958	11.2	-10.3	NO		NO	bb
9	9 180222M1_10	Standard	12.500	5.00	11232.784	10432.485	13.459	13.8	10.2	NO		NO	bb
10	10 180222M1_11	Standard	12.500	4.97	10871.793	11312.307	12.013	12.3	-1.6	NO		NO	bb

Compound name: d3-N-MeFOSAA

Response Factor: 0.404537

RRF SD: 0.0635288, Relative SD: 15.7041

Response type: Internal Std (Ref 62), Area * (IS Conc. / IS Area)

Curve type: RF

#	Name	Type	Std. Conc	RT	Area	IS Area	Response	Conc.	%Dev	Conc. Flag	CoD	CoD Flag	x=excluded
1	1 180222M1_2	Standard	12.500	5.14	6254.457	16145.907	4.842	12.0	-4.2	NO		NO	bb
2	2 180222M1_3	Standard	12.500	5.14	5533.012	18390.801	3.761	9.3	-25.6	NO		NO	bb
3	3 180222M1_4	Standard	12.500	5.14	5599.960	17368.559	4.030	10.0	-20.3	NO		NO	bb
4	4 180222M1_5	Standard	12.500	5.14	7169.260	16355.145	5.479	13.5	8.4	NO		NO	bb
5	5 180222M1_6	Standard	12.500	5.14	6826.390	15126.661	5.641	13.9	11.6	NO		NO	bb
6	6 180222M1_7	Standard	12.500	5.14	6144.512	13362.030	5.748	14.2	13.7	NO		NO	bb
7	7 180222M1_8	Standard	12.500	5.14	5719.969	16120.559	4.435	11.0	-12.3	NO		NO	bb
8	8 180222M1_9	Standard	12.500	5.14	5722.115	14787.388	4.837	12.0	-4.3	NO		NO	bb
9	9 180222M1_10	Standard	12.500	5.14	5518.141	12029.236	5.734	14.2	13.4	NO		NO	bb
10	10 180222M1_11	Standard	12.500	5.12	4882.566	10072.729	6.059	15.0	19.8	NO		NO	bb

Dataset: F:\Projects\PFAS.PRO\Results\180222M1\180222M1-CRV.qld

Last Altered: Friday, February 23, 2018 10:36:15 Pacific Standard Time

Printed: Friday, February 23, 2018 10:36:29 Pacific Standard Time

Compound name: d5-N-EtFOSAA

Response Factor: 0.418639

RRF SD: 0.054569, Relative SD: 13.0349

Response type: Internal Std (Ref 62), Area * (IS Conc. / IS Area)

Curve type: RF

	# Name	Type	Std. Conc	RT	Area	IS Area	Response	Conc.	%Dev	Conc. Flag	CoD	CoD Flag	x=excluded
1	1 180222M1_2	Standard	12.500	5.30	6639.615	16145.907	5.140	12.3	-1.8	NO		NO	bb
2	2 180222M1_3	Standard	12.500	5.30	7165.826	18390.801	4.871	11.6	-6.9	NO		NO	bb
3	3 180222M1_4	Standard	12.500	5.30	5563.278	17368.559	4.004	9.6	-23.5	NO		NO	bb
4	4 180222M1_5	Standard	12.500	5.30	7382.480	16355.145	5.642	13.5	7.8	NO		NO	bb
5	5 180222M1_6	Standard	12.500	5.30	6878.327	15126.661	5.684	13.6	8.6	NO		NO	bb
6	6 180222M1_7	Standard	12.500	5.30	6524.668	13362.030	6.104	14.6	16.6	NO		NO	bb
7	7 180222M1_8	Standard	12.500	5.30	6391.646	16120.559	4.956	11.8	-5.3	NO		NO	bb
8	8 180222M1_9	Standard	12.500	5.30	5175.490	14787.388	4.375	10.5	-16.4	NO		NO	bb
9	9 180222M1_10	Standard	12.500	5.30	5594.718	12029.236	5.814	13.9	11.1	NO		NO	bb
10	10 180222M1_11	Standard	12.500	5.27	4625.736	10072.729	5.740	13.7	9.7	NO		NO	bb

Compound name: 13C2-PFUDa

Response Factor: 1.04468

RRF SD: 0.117475, Relative SD: 11.2451

Response type: Internal Std (Ref 62), Area * (IS Conc. / IS Area)

Curve type: RF

	# Name	Type	Std. Conc	RT	Area	IS Area	Response	Conc.	%Dev	Conc. Flag	CoD	CoD Flag	x=excluded
1	1 180222M1_2	Standard	12.500	5.32	16993.521	16145.907	13.156	12.6	0.7	NO		NO	bb
2	2 180222M1_3	Standard	12.500	5.32	19146.732	18390.801	13.014	12.5	-0.3	NO		NO	bb
3	3 180222M1_4	Standard	12.500	5.32	17642.141	17368.559	12.697	12.2	-2.8	NO		NO	bb
4	4 180222M1_5	Standard	12.500	5.31	15589.453	16355.145	11.915	11.4	-8.8	NO		NO	bb
5	5 180222M1_6	Standard	12.500	5.31	12759.659	15126.661	10.544	10.1	-19.3	NO		NO	bb
6	6 180222M1_7	Standard	12.500	5.31	16160.189	13362.030	15.118	14.5	15.8	NO		NO	bb
7	7 180222M1_8	Standard	12.500	5.31	18257.313	16120.559	14.157	13.6	8.4	NO		NO	bb
8	8 180222M1_9	Standard	12.500	5.32	13993.726	14787.388	11.829	11.3	-9.4	NO		NO	bb
9	9 180222M1_10	Standard	12.500	5.32	12451.333	12029.236	12.939	12.4	-0.9	NO		NO	bb
10	10 180222M1_11	Standard	12.500	5.29	12262.618	10072.729	15.218	14.6	16.5	NO		NO	bb

Dataset: F:\Projects\PFAS.PRO\Results\180222M1\180222M1-CRV.qld

Last Altered: Friday, February 23, 2018 10:36:15 Pacific Standard Time

Printed: Friday, February 23, 2018 10:36:29 Pacific Standard Time

Compound name: 13C2-PFDoA

Response Factor: 0.832204

RRF SD: 0.12798, Relative SD: 15.3785

Response type: Internal Std (Ref 62), Area * (IS Conc. / IS Area)

Curve type: RF

	# Name	Type	Std. Conc	RT	Area	IS Area	Response	Conc.	%Dev	Conc. Flag	CoD	CoD Flag	x=excluded
1	1 180222M1_2	Standard	12.500	5.60	15079.007	16145.907	11.674	14.0	12.2	NO		NO	bb
2	2 180222M1_3	Standard	12.500	5.60	13486.563	18390.801	9.167	11.0	-11.9	NO		NO	bb
3	3 180222M1_4	Standard	12.500	5.60	14557.409	17368.559	10.477	12.6	0.7	NO		NO	bb
4	4 180222M1_5	Standard	12.500	5.60	13537.201	16355.145	10.346	12.4	-0.5	NO		NO	bb
5	5 180222M1_6	Standard	12.500	5.60	12128.355	15126.661	10.022	12.0	-3.7	NO		NO	bb
6	6 180222M1_7	Standard	12.500	5.60	12743.880	13362.030	11.922	14.3	14.6	NO		NO	bb
7	7 180222M1_8	Standard	12.500	5.60	9512.979	16120.559	7.376	8.9	-29.1	NO		NO	bb
8	8 180222M1_9	Standard	12.500	5.60	10703.066	14787.388	9.047	10.9	-13.0	NO		NO	bb
9	9 180222M1_10	Standard	12.500	5.60	10754.419	12029.236	11.175	13.4	7.4	NO		NO	bb
10	10 180222M1_11	Standard	12.500	5.57	10329.396	10072.729	12.819	15.4	23.2	NO		NO	bb

Compound name: d3-N-MeFOSA

Response Factor: 0.108919

RRF SD: 0.0212227, Relative SD: 19.4849

Response type: Internal Std (Ref 62), Area * (IS Conc. / IS Area)

Curve type: RF

	# Name	Type	Std. Conc	RT	Area	IS Area	Response	Conc.	%Dev	Conc. Flag	CoD	CoD Flag	x=excluded
1	1 180222M1_2	Standard	150.000	5.77	18907.469	16145.907	14.638	134.4	-10.4	NO		NO	MM
2	2 180222M1_3	Standard	150.000	5.76	20234.535	18390.801	13.753	126.3	-15.8	NO		NO	bb
3	3 180222M1_4	Standard	150.000	5.76	19042.426	17368.559	13.705	125.8	-16.1	NO		NO	bb
4	4 180222M1_5	Standard	150.000	5.76	20009.578	16355.145	15.293	140.4	-6.4	NO		NO	MM
5	5 180222M1_6	Standard	150.000	5.76	20154.828	15126.661	16.655	152.9	1.9	NO		NO	MM
6	6 180222M1_7	Standard	150.000	5.76	18883.762	13362.030	17.666	162.2	8.1	NO		NO	bb
7	7 180222M1_8	Standard	150.000	5.76	18323.201	16120.559	14.208	130.4	-13.0	NO		NO	bb
8	8 180222M1_9	Standard	150.000	5.77	17747.182	14787.388	15.002	137.7	-8.2	NO		NO	bb
9	9 180222M1_10	Standard	150.000	5.77	17577.768	12029.236	18.266	167.7	11.8	NO		NO	MM
10	10 180222M1_11	Standard	150.000	5.73	19495.510	10072.729	24.193	222.1	48.1	NO		NO	bb

Dataset: F:\Projects\PFAS.PRO\Results\180222M1\180222M1-CRV.qld

Last Altered: Friday, February 23, 2018 10:36:15 Pacific Standard Time

Printed: Friday, February 23, 2018 10:36:29 Pacific Standard Time

Compound name: 13C2-PFTeDA

Response Factor: 0.313387

RRF SD: 0.0613998, Relative SD: 19.5923

Response type: Internal Std (Ref 62), Area * (IS Conc. / IS Area)

Curve type: RF

#	Name	Type	Std. Conc	RT	Area	IS Area	Response	Conc.	%Dev	Conc. Flag	CoD	CoD Flag	x=excluded
1	1 180222M1_2	Standard	12.500	6.06	7460.025	16145.907	5.775	18.4	47.4	NO		NO	bbX
2	2 180222M1_3	Standard	12.500	6.06	4998.660	18390.801	3.398	10.8	-13.3	NO		NO	bb
3	3 180222M1_4	Standard	12.500	6.06	4056.323	17368.559	2.919	9.3	-25.5	NO		NO	bb
4	4 180222M1_5	Standard	12.500	6.06	5043.748	16355.145	3.855	12.3	-1.6	NO		NO	bb
5	5 180222M1_6	Standard	12.500	6.06	6022.521	15126.661	4.977	15.9	27.0	NO		NO	bb
6	6 180222M1_7	Standard	12.500	6.06	5221.426	13362.030	4.885	15.6	24.7	NO		NO	bb
7	7 180222M1_8	Standard	12.500	6.06	4466.387	16120.559	3.463	11.1	-11.6	NO		NO	bb
8	8 180222M1_9	Standard	12.500	6.06	4643.317	14787.388	3.925	12.5	0.2	NO		NO	bb
9	9 180222M1_10	Standard	12.500	6.06	5215.939	12029.236	5.420	17.3	38.4	NO		NO	bbX
10	10 180222M1_11	Standard	12.500	6.04	5659.100	10072.729	7.023	22.4	79.3	NO		NO	bbX

Compound name: d5-N-ETFOSA

Response Factor: 0.160188

RRF SD: 0.0207665, Relative SD: 12.9639

Response type: Internal Std (Ref 62), Area * (IS Conc. / IS Area)

Curve type: RF

#	Name	Type	Std. Conc	RT	Area	IS Area	Response	Conc.	%Dev	Conc. Flag	CoD	CoD Flag	x=excluded
1	1 180222M1_2	Standard	150.000	6.16	29992.924	16145.907	23.220	145.0	-3.4	NO		NO	bb
2	2 180222M1_3	Standard	150.000	6.16	30198.594	18390.801	20.526	128.1	-14.6	NO		NO	bb
3	3 180222M1_4	Standard	150.000	6.16	29391.572	17368.559	21.153	132.1	-12.0	NO		NO	bb
4	4 180222M1_5	Standard	150.000	6.16	29982.119	16355.145	22.915	143.1	-4.6	NO		NO	bb
5	5 180222M1_6	Standard	150.000	6.16	31107.570	15126.661	25.706	160.5	7.0	NO		NO	bb
6	6 180222M1_7	Standard	150.000	6.16	28925.631	13362.030	27.060	168.9	12.6	NO		NO	MM
7	7 180222M1_8	Standard	150.000	6.16	27637.098	16120.559	21.430	133.8	-10.8	NO		NO	bb
8	8 180222M1_9	Standard	150.000	6.16	26412.686	14787.388	22.327	139.4	-7.1	NO		NO	bb
9	9 180222M1_10	Standard	150.000	6.16	24548.969	12029.236	25.510	159.2	6.2	NO		NO	bb
10	10 180222M1_11	Standard	150.000	6.14	24525.678	10072.729	30.436	190.0	26.7	NO		NO	bb

Dataset: F:\Projects\PFAS.PRO\Results\180222M1\180222M1-CRV.qld

Last Altered: Friday, February 23, 2018 10:36:15 Pacific Standard Time

Printed: Friday, February 23, 2018 10:36:29 Pacific Standard Time

Compound name: 13C2-PFHxDA

Response Factor: 0.648095

RRF SD: 0.124158, Relative SD: 19.1574

Response type: Internal Std (Ref 62), Area * (IS Conc. / IS Area)

Curve type: RF

#	Name	Type	Std. Conc	RT	Area	IS Area	Response	Conc.	%Dev	Conc. Flag	CoD	CoD Flag	x=excluded
1	1 180222M1_2	Standard	5.000	6.41	5452.339	16145.907	4.221	6.5	30.3	NO		NO	bb
2	2 180222M1_3	Standard	5.000	6.40	4064.112	18390.801	2.762	4.3	-14.8	NO		NO	bb
3	3 180222M1_4	Standard	5.000	6.40	3696.312	17368.559	2.660	4.1	-17.9	NO		NO	bb
4	4 180222M1_5	Standard	5.000	6.40	3653.368	16355.145	2.792	4.3	-13.8	NO		NO	bb
5	5 180222M1_6	Standard	5.000	6.40	4089.813	15126.661	3.380	5.2	4.3	NO		NO	bb
6	6 180222M1_7	Standard	5.000	6.40	4345.105	13362.030	4.065	6.3	25.4	NO		NO	bb
7	7 180222M1_8	Standard	5.000	6.40	3515.342	16120.559	2.726	4.2	-15.9	NO		NO	bb
8	8 180222M1_9	Standard	5.000	6.41	3924.739	14787.388	3.318	5.1	2.4	NO		NO	bb
9	9 180222M1_10	Standard	5.000	6.40	4122.530	12029.236	4.284	6.6	32.2	NO		NO	bbX
10	10 180222M1_11	Standard	5.000	6.39	5002.023	10072.729	6.207	9.6	91.6	NO		NO	bbX

Compound name: d7-N-MeFOSE

Response Factor: 0.149607

RRF SD: 0.0281233, Relative SD: 18.7981

Response type: Internal Std (Ref 62), Area * (IS Conc. / IS Area)

Curve type: RF

#	Name	Type	Std. Conc	RT	Area	IS Area	Response	Conc.	%Dev	Conc. Flag	CoD	CoD Flag	x=excluded
1	1 180222M1_2	Standard	150.000	6.28	28753.836	16145.907	22.261	148.8	-0.8	NO		NO	bb
2	2 180222M1_3	Standard	150.000	6.28	30159.326	18390.801	20.499	137.0	-8.7	NO		NO	bb
3	3 180222M1_4	Standard	150.000	6.29	25841.850	17368.559	18.598	124.3	-17.1	NO		NO	bb
4	4 180222M1_5	Standard	150.000	6.28	28586.740	16355.145	21.848	146.0	-2.6	NO		NO	bb
5	5 180222M1_6	Standard	150.000	6.28	27928.086	15126.661	23.079	154.3	2.8	NO		NO	bb
6	6 180222M1_7	Standard	150.000	6.28	22799.137	13362.030	21.328	142.6	-5.0	NO		NO	MM
7	7 180222M1_8	Standard	150.000	6.28	23854.432	16120.559	18.497	123.6	-17.6	NO		NO	bb
8	8 180222M1_9	Standard	150.000	6.28	24027.707	14787.388	20.311	135.8	-9.5	NO		NO	bb
9	9 180222M1_10	Standard	150.000	6.28	23958.688	12029.236	24.896	166.4	10.9	NO		NO	bb
10	10 180222M1_11	Standard	150.000	6.27	26667.246	10072.729	33.093	221.2	47.5	NO		NO	bb

Dataset: F:\Projects\PFAS.PRO\Results\180222M1\180222M1-CRV.qld

Last Altered: Friday, February 23, 2018 10:36:15 Pacific Standard Time

Printed: Friday, February 23, 2018 10:36:29 Pacific Standard Time

Compound name: d9-N-EtFOSE

Response Factor: 0.14177

RRF SD: 0.0146012, Relative SD: 10.2992

Response type: Internal Std (Ref 62), Area * (IS Conc. / IS Area)

Curve type: RF

	# Name	Type	Std. Conc	RT	Area	IS Area	Response	Conc.	%Dev	Conc. Flag	CoD	CoD Flag	x=excluded
1	1 180222M1_2	Standard	150.000	6.44	24747.668	16145.907	19.159	135.1	-9.9	NO		NO	bb
2	2 180222M1_3	Standard	150.000	6.44	25896.303	18390.801	17.601	124.2	-17.2	NO		NO	bb
3	3 180222M1_4	Standard	150.000	6.43	29750.379	17368.559	21.411	151.0	0.7	NO		NO	bb
4	4 180222M1_5	Standard	150.000	6.43	28340.203	16355.145	21.660	152.8	1.9	NO		NO	bb
5	5 180222M1_6	Standard	150.000	6.43	27124.287	15126.661	22.414	158.1	5.4	NO		NO	MM
6	6 180222M1_7	Standard	150.000	6.43	21169.738	13362.030	19.804	139.7	-6.9	NO		NO	bb
7	7 180222M1_8	Standard	150.000	6.43	28014.617	16120.559	21.723	153.2	2.2	NO		NO	bb
8	8 180222M1_9	Standard	150.000	6.43	23837.748	14787.388	20.150	142.1	-5.2	NO		NO	bb
9	9 180222M1_10	Standard	150.000	6.43	22766.109	12029.236	23.657	166.9	11.2	NO		NO	MM
10	10 180222M1_11	Standard	150.000	6.42	20205.217	10072.729	25.074	176.9	17.9	NO		NO	bb

Compound name: 13C4-PFBA

Response Factor: 1

RRF SD: 0, Relative SD: 0

Response type: Internal Std (Ref 55), Area * (IS Conc. / IS Area)

Curve type: RF

	# Name	Type	Std. Conc	RT	Area	IS Area	Response	Conc.	%Dev	Conc. Flag	CoD	CoD Flag	x=excluded
1	1 180222M1_2	Standard	12.500	1.34	9577.814	9577.814	12.500	12.5	0.0	NO		NO	MM
2	2 180222M1_3	Standard	12.500	1.34	10368.688	10368.688	12.500	12.5	0.0	NO		NO	MM
3	3 180222M1_4	Standard	12.500	1.34	10315.138	10315.138	12.500	12.5	0.0	NO		NO	MM
4	4 180222M1_5	Standard	12.500	1.34	10201.453	10201.453	12.500	12.5	0.0	NO		NO	MM
5	5 180222M1_6	Standard	12.500	1.33	9982.348	9982.348	12.500	12.5	0.0	NO		NO	MM
6	6 180222M1_7	Standard	12.500	1.34	9298.853	9298.853	12.500	12.5	0.0	NO		NO	MM
7	7 180222M1_8	Standard	12.500	1.34	9358.361	9358.361	12.500	12.5	0.0	NO		NO	MM
8	8 180222M1_9	Standard	12.500	1.34	9126.470	9126.470	12.500	12.5	0.0	NO		NO	MM
9	9 180222M1_10	Standard	12.500	1.35	10908.416	10908.416	12.500	12.5	0.0	NO		NO	MM
10	10 180222M1_11	Standard	12.500	1.33	10589.538	10589.538	12.500	12.5	0.0	NO		NO	MM

Dataset: F:\Projects\PFAS.PRO\Results\180222M1\180222M1-CRV.qld

Last Altered: Friday, February 23, 2018 10:36:15 Pacific Standard Time

Printed: Friday, February 23, 2018 10:36:29 Pacific Standard Time

Compound name: 13C5-PFHxA

Response Factor: 1

RRF SD: 7.40149e-017, Relative SD: 7.40149e-015

Response type: Internal Std (Ref 56), Area * (IS Conc. / IS Area)

Curve type: RF

#	Name	Type	Std. Conc	RT	Area	IS Area	Response	Conc.	%Dev	Conc. Flag	CoD	CoD Flag	x=excluded
1	1 180222M1_2	Standard	12.500	3.06	13991.317	13991.317	12.500	12.5	0.0	NO		NO	bb
2	2 180222M1_3	Standard	12.500	3.06	15486.483	15486.483	12.500	12.5	0.0	NO		NO	bb
3	3 180222M1_4	Standard	12.500	3.06	14836.779	14836.779	12.500	12.5	0.0	NO		NO	bb
4	4 180222M1_5	Standard	12.500	3.05	15957.438	15957.438	12.500	12.5	0.0	NO		NO	bb
5	5 180222M1_6	Standard	12.500	3.06	15627.077	15627.077	12.500	12.5	0.0	NO		NO	bb
6	6 180222M1_7	Standard	12.500	3.06	15404.287	15404.287	12.500	12.5	0.0	NO		NO	bb
7	7 180222M1_8	Standard	12.500	3.06	13523.849	13523.849	12.500	12.5	0.0	NO		NO	bb
8	8 180222M1_9	Standard	12.500	3.06	13106.173	13106.173	12.500	12.5	0.0	NO		NO	bb
9	9 180222M1_10	Standard	12.500	3.06	13005.187	13005.187	12.500	12.5	0.0	NO		NO	bb
10	10 180222M1_11	Standard	12.500	3.04	11509.353	11509.353	12.500	12.5	0.0	NO		NO	bb

Compound name: 13C3-PFHxS

Response Factor: 1

RRF SD: 7.40149e-017, Relative SD: 7.40149e-015

Response type: Internal Std (Ref 57), Area * (IS Conc. / IS Area)

Curve type: RF

#	Name	Type	Std. Conc	RT	Area	IS Area	Response	Conc.	%Dev	Conc. Flag	CoD	CoD Flag	x=excluded
1	1 180222M1_2	Standard	12.500	3.82	3679.315	3679.315	12.500	12.5	0.0	NO		NO	bb
2	2 180222M1_3	Standard	12.500	3.82	3630.667	3630.667	12.500	12.5	0.0	NO		NO	bb
3	3 180222M1_4	Standard	12.500	3.82	3289.663	3289.663	12.500	12.5	0.0	NO		NO	bb
4	4 180222M1_5	Standard	12.500	3.82	3629.762	3629.762	12.500	12.5	0.0	NO		NO	bb
5	5 180222M1_6	Standard	12.500	3.82	3559.807	3559.807	12.500	12.5	0.0	NO		NO	bb
6	6 180222M1_7	Standard	12.500	3.82	3591.138	3591.138	12.500	12.5	0.0	NO		NO	bb
7	7 180222M1_8	Standard	12.500	3.82	3709.736	3709.736	12.500	12.5	0.0	NO		NO	bb
8	8 180222M1_9	Standard	12.500	3.82	3102.411	3102.411	12.500	12.5	0.0	NO		NO	bb
9	9 180222M1_10	Standard	12.500	3.83	3035.770	3035.770	12.500	12.5	0.0	NO		NO	bb
10	10 180222M1_11	Standard	12.500	3.80	2684.385	2684.385	12.500	12.5	0.0	NO		NO	bb

Dataset: F:\Projects\PFAS.PRO\Results\180222M1\180222M1-CRV.qld

Last Altered: Friday, February 23, 2018 10:36:15 Pacific Standard Time

Printed: Friday, February 23, 2018 10:36:29 Pacific Standard Time

Compound name: 13C8-PFOA

Response Factor: 1

RRF SD: 8.27511e-017, Relative SD: 8.27511e-015

Response type: Internal Std (Ref 58), Area * (IS Conc. / IS Area)

Curve type: RF

	# Name	Type	Std. Conc	RT	Area	IS Area	Response	Conc.	%Dev	Conc. Flag	CoD	CoD Flag	x=excluded
1	1 180222M1_2	Standard	12.500	4.19	13200.970	13200.970	12.500	12.5	0.0	NO		NO	bb
2	2 180222M1_3	Standard	12.500	4.19	14398.293	14398.293	12.500	12.5	0.0	NO		NO	bb
3	3 180222M1_4	Standard	12.500	4.19	15144.801	15144.801	12.500	12.5	0.0	NO		NO	bb
4	4 180222M1_5	Standard	12.500	4.19	13472.916	13472.916	12.500	12.5	0.0	NO		NO	bb
5	5 180222M1_6	Standard	12.500	4.19	15208.535	15208.535	12.500	12.5	0.0	NO		NO	bb
6	6 180222M1_7	Standard	12.500	4.19	13357.269	13357.269	12.500	12.5	0.0	NO		NO	bb
7	7 180222M1_8	Standard	12.500	4.19	10679.171	10679.171	12.500	12.5	0.0	NO		NO	bb
8	8 180222M1_9	Standard	12.500	4.19	11471.212	11471.212	12.500	12.5	0.0	NO		NO	bb
9	9 180222M1_10	Standard	12.500	4.19	10240.261	10240.261	12.500	12.5	0.0	NO		NO	bb
10	10 180222M1_11	Standard	12.500	4.16	10043.427	10043.427	12.500	12.5	0.0	NO		NO	bb

Compound name: 13C9-PFNA

Response Factor: 1

RRF SD: 0, Relative SD: 0

Response type: Internal Std (Ref 59), Area * (IS Conc. / IS Area)

Curve type: RF

	# Name	Type	Std. Conc	RT	Area	IS Area	Response	Conc.	%Dev	Conc. Flag	CoD	CoD Flag	x=excluded
1	1 180222M1_2	Standard	12.500	4.62	13347.633	13347.633	12.500	12.5	0.0	NO		NO	bb
2	2 180222M1_3	Standard	12.500	4.62	15033.564	15033.564	12.500	12.5	0.0	NO		NO	bb
3	3 180222M1_4	Standard	12.500	4.62	14910.917	14910.917	12.500	12.5	0.0	NO		NO	bb
4	4 180222M1_5	Standard	12.500	4.62	15377.157	15377.157	12.500	12.5	0.0	NO		NO	bb
5	5 180222M1_6	Standard	12.500	4.62	12795.292	12795.292	12.500	12.5	0.0	NO		NO	bb
6	6 180222M1_7	Standard	12.500	4.62	11971.068	11971.068	12.500	12.5	0.0	NO		NO	bb
7	7 180222M1_8	Standard	12.500	4.62	12815.752	12815.752	12.500	12.5	0.0	NO		NO	bb
8	8 180222M1_9	Standard	12.500	4.62	12846.183	12846.183	12.500	12.5	0.0	NO		NO	bb
9	9 180222M1_10	Standard	12.500	4.62	9718.993	9718.993	12.500	12.5	0.0	NO		NO	bb
10	10 180222M1_11	Standard	12.500	4.60	12068.340	12068.340	12.500	12.5	0.0	NO		NO	bb

Dataset: F:\Projects\PFAS.PRO\Results\180222M1\180222M1-CRV.qld

Last Altered: Friday, February 23, 2018 10:36:15 Pacific Standard Time

Printed: Friday, February 23, 2018 10:36:29 Pacific Standard Time

Compound name: 13C4-PFOS

Response Factor: 1

RRF SD: 0, Relative SD: 0

Response type: Internal Std (Ref 60), Area * (IS Conc. / IS Area)

Curve type: RF

#	Name	Type	Std. Conc	RT	Area	IS Area	Response	Conc.	%Dev	Conc. Flag	CoD	CoD Flag	x=excluded
1	1 180222M1_2	Standard	12.500	4.71	3073.052	3073.052	12.500	12.5	0.0	NO		NO	bb
2	2 180222M1_3	Standard	12.500	4.70	3202.006	3202.006	12.500	12.5	0.0	NO		NO	bb
3	3 180222M1_4	Standard	12.500	4.70	3739.002	3739.002	12.500	12.5	0.0	NO		NO	bb
4	4 180222M1_5	Standard	12.500	4.70	4413.480	4413.480	12.500	12.5	0.0	NO		NO	bb
5	5 180222M1_6	Standard	12.500	4.70	3668.125	3668.125	12.500	12.5	0.0	NO		NO	bb
6	6 180222M1_7	Standard	12.500	4.70	3356.256	3356.256	12.500	12.5	0.0	NO		NO	bb
7	7 180222M1_8	Standard	12.500	4.70	3239.941	3239.941	12.500	12.5	0.0	NO		NO	bb
8	8 180222M1_9	Standard	12.500	4.71	3382.600	3382.600	12.500	12.5	0.0	NO		NO	bb
9	9 180222M1_10	Standard	12.500	4.70	2927.639	2927.639	12.500	12.5	0.0	NO		NO	bb
10	10 180222M1_11	Standard	12.500	4.68	2943.714	2943.714	12.500	12.5	0.0	NO		NO	bb

Compound name: 13C6-PFDA

Response Factor: 1

RRF SD: 0, Relative SD: 0

Response type: Internal Std (Ref 61), Area * (IS Conc. / IS Area)

Curve type: RF

#	Name	Type	Std. Conc	RT	Area	IS Area	Response	Conc.	%Dev	Conc. Flag	CoD	CoD Flag	x=excluded
1	1 180222M1_2	Standard	12.500	4.99	15337.642	15337.642	12.500	12.5	0.0	NO		NO	bb
2	2 180222M1_3	Standard	12.500	5.00	13518.693	13518.693	12.500	12.5	0.0	NO		NO	bb
3	3 180222M1_4	Standard	12.500	5.00	15141.875	15141.875	12.500	12.5	0.0	NO		NO	bb
4	4 180222M1_5	Standard	12.500	4.99	16108.587	16108.587	12.500	12.5	0.0	NO		NO	bb
5	5 180222M1_6	Standard	12.500	4.99	13319.722	13319.722	12.500	12.5	0.0	NO		NO	bb
6	6 180222M1_7	Standard	12.500	4.99	12452.531	12452.531	12.500	12.5	0.0	NO		NO	bb
7	7 180222M1_8	Standard	12.500	4.99	12178.896	12178.896	12.500	12.5	0.0	NO		NO	bb
8	8 180222M1_9	Standard	12.500	5.00	12896.215	12896.215	12.500	12.5	0.0	NO		NO	bb
9	9 180222M1_10	Standard	12.500	5.00	10432.485	10432.485	12.500	12.5	0.0	NO		NO	bb
10	10 180222M1_11	Standard	12.500	4.97	11312.307	11312.307	12.500	12.5	0.0	NO		NO	bb

Dataset: F:\Projects\PFAS.PRO\Results\180222M1\180222M1-CRV.qld

Last Altered: Friday, February 23, 2018 10:36:15 Pacific Standard Time

Printed: Friday, February 23, 2018 10:36:29 Pacific Standard Time

Compound name: 13C7-PFUdA

Response Factor: 1

RRF SD: 0, Relative SD: 0

Response type: Internal Std (Ref 62), Area * (IS Conc. / IS Area)

Curve type: RF

	# Name	Type	Std. Conc	RT	Area	IS Area	Response	Conc.	%Dev	Conc. Flag	CoD	CoD Flag	x=excluded
1	1 180222M1_2	Standard	12.500	5.32	16145.907	16145.907	12.500	12.5	0.0	NO		NO	bb
2	2 180222M1_3	Standard	12.500	5.31	18390.801	18390.801	12.500	12.5	0.0	NO		NO	bb
3	3 180222M1_4	Standard	12.500	5.32	17368.559	17368.559	12.500	12.5	0.0	NO		NO	bb
4	4 180222M1_5	Standard	12.500	5.31	16355.145	16355.145	12.500	12.5	0.0	NO		NO	bb
5	5 180222M1_6	Standard	12.500	5.31	15126.661	15126.661	12.500	12.5	0.0	NO		NO	bb
6	6 180222M1_7	Standard	12.500	5.31	13362.030	13362.030	12.500	12.5	0.0	NO		NO	bb
7	7 180222M1_8	Standard	12.500	5.31	16120.559	16120.559	12.500	12.5	0.0	NO		NO	bb
8	8 180222M1_9	Standard	12.500	5.32	14787.388	14787.388	12.500	12.5	0.0	NO		NO	bb
9	9 180222M1_10	Standard	12.500	5.31	12029.236	12029.236	12.500	12.5	0.0	NO		NO	bb
10	10 180222M1_11	Standard	12.500	5.29	10072.729	10072.729	12.500	12.5	0.0	NO		NO	bb

Dataset: F:\Projects\PFAS.PRO\Results\180222M1\180222M1-CRV.qld

Last Altered: Friday, February 23, 2018 10:36:15 Pacific Standard Time

Printed: Friday, February 23, 2018 10:37:40 Pacific Standard Time

Method: F:\Projects\PFAS.PRO\MethDB\PFAS_FULL_80C_022218.mdb 23 Feb 2018 08:58:55

Calibration: F:\Projects\PFAS.PRO\CurveDB\C18_VAL-PFAS_Q4_02-22-18-FULL.cdb 23 Feb 2018 10:36:15

Name: 180222M1_2, Date: 22-Feb-2018, Time: 14:38:45, ID: ST180222M1-1 PFC CS-2 18B0810, Description: PFC CS-2 18B0810

	# Name	IS#	CoD	CoD Flag	%RSD
1	1 PFBA	34	0.9994	NO	
2	2 PFPeA	35	0.9998	NO	
3	3 PFBS	36	0.9985	NO	
4	4 4:2 FTS	36	0.9989	NO	
5	5 PFHxA	37	0.9996	NO	
6	6 PFPeS	36	0.9935	NO	
7	7 PFHpA	38	0.9988	NO	
8	8 L-PFHxS	39	0.9990	NO	
9	10 6:2 FTS	40	0.9916	NO	
10	11 L-PFOA	40	0.9978	NO	
11	13 PFHpS	40	0.9977	NO	
12	14 PFNA	41	0.9980	NO	
13	15 PFOSA	42	0.9923	NO	
14	16 L-PFOS	43	0.9977	NO	
15	18 PFDA	44	0.9995	NO	
16	19 8:2 FTS	40	0.9962	NO	
17	20 PFNS	43	0.9994	NO	
18	21 N-MeFOSAA	45	0.9993	NO	
19	22 N-EtFOSAA	46	0.9990	NO	
20	23 PFUdA	47	0.9974	NO	
21	24 PFDS	47	0.9948	NO	
22	25 PFDoA	48	0.9902	NO	
23	26 N-MeFOSA	49	0.9916	NO	
24	27 PFTrDA	48	0.9950	NO	
25	28 PFTeDA	50	0.9988	NO	
26	29 N-EtFOSA	51	1.0000	NO	
27	30 PFHxDA	52	0.9946	NO	
28	31 PFODA	52	0.9983	NO	
29	32 N-MeFOSE	53	0.9995	NO	
30	33 N-EtFOSE	54	0.9955	NO	
31	34 13C3-PFBA	55		NO	4.568

Dataset: F:\Projects\PFAS.PRO\Results\180222M1\180222M1-CRV.qld

Last Altered: Friday, February 23, 2018 10:36:15 Pacific Standard Time

Printed: Friday, February 23, 2018 10:37:40 Pacific Standard Time

Name: 180222M1_2, Date: 22-Feb-2018, Time: 14:38:45, ID: ST180222M1-1 PFC CS-2 18B0810, Description: PFC CS-2 18B0810

	# Name	IS#	CoD	CoD Flag	%RSD
32	35 13C3-PFPeA	56		NO	6.057
33	36 13C3-PFBS	56		NO	5.687
34	37 13C2-PFHxA	56		NO	8.754
35	38 13C4-PFHpA	56		NO	10.438
36	39 18O2-PFHxS	57		NO	4.643
37	40 13C2-PFOA	58		NO	5.202
38	41 13C5-PFNA	59		NO	9.578
39	42 13C8-PFOA	62		NO	15.726
40	43 13C8-PFOS	60		NO	9.722
41	44 13C2-PFDA	61		NO	9.956
42	45 d3-N-MeFOSAA	62		NO	15.704
43	46 d5-N-EtFOSAA	62		NO	13.035
44	47 13C2-PFUdA	62		NO	11.245
45	48 13C2-PFDoA	62		NO	15.378
46	49 d3-N-MeFOSA	62		NO	19.485
47	50 13C2-PFTeDA	62		NO	19.592
48	51 d5-N-ETFOSA	62		NO	12.964
49	52 13C2-PFHxDA	62		NO	19.157
50	53 d7-N-MeFOSE	62		NO	18.798
51	54 d9-N-EtFOSE	62		NO	10.299
52	55 13C4-PFBA	55		NO	0.000
53	56 13C5-PFHxA	56		NO	0.000
54	57 13C3-PFHxS	57		NO	0.000
55	58 13C8-PFOA	58		NO	0.000
56	59 13C9-PFNA	59		NO	0.000
57	60 13C4-PFOS	60		NO	0.000
58	61 13C6-PFDA	61		NO	0.000
59	62 13C7-PFUdA	62		NO	0.000

Dataset: Untitled

Last Altered: Friday, February 23, 2018 10:41:24 Pacific Standard Time
Printed: Friday, February 23, 2018 10:41:35 Pacific Standard Time

Method: F:\Projects\PFAS.PRO\MethDB\PFAS_FULL_80C_022218.mdb 23 Feb 2018 08:58:55
Calibration: F:\Projects\PFAS.PRO\CurveDB\IC18_VAL-PFAS_Q4_02-22-18-FULL.cdb 23 Feb 2018 10:36:15

Compound name: PFBA

	Name	ID	Acq.Date	Acq.Time
1	180222M1_1	IPA	22-Feb-18	14:27:15
2	180222M1_2	ST180222M1-1 PFC CS-2 18B0810	22-Feb-18	14:38:45
3	180222M1_3	ST180222M1-2 PFC CS-1 18B0811	22-Feb-18	14:50:11
4	180222M1_4	ST180222M1-3 PFC CS0 18B0812	22-Feb-18	15:01:42
5	180222M1_5	ST180222M1-4 PFC CS1 18B0813	22-Feb-18	15:13:09
6	180222M1_6	ST180222M1-5 PFC CS2 18B0814	22-Feb-18	15:24:36
7	180222M1_7	ST180222M1-6 PFC CS3 18B0815	22-Feb-18	15:36:03
8	180222M1_8	ST180222M1-7 PFC CS4 18B0816	22-Feb-18	15:47:29
9	180222M1_9	ST180222M1-8 PFC CS5 18B0817	22-Feb-18	15:58:59
10	180222M1_10	ST180222M1-9 PFC CS6 18B0818	22-Feb-18	16:10:28
11	180222M1_11	ST180222M1-10 PFC CS7 18B0819	22-Feb-18	16:21:58
12	180222M1_12	IPA	22-Feb-18	16:33:27
13	180222M1_13	ICV180222M1-1 PFC ICV 18B0809	22-Feb-18	16:44:56
14	180222M1_14	IPA	22-Feb-18	16:56:25

Dataset: F:\Projects\PFAS.PRO\Results\180222M1\180222M1-CRV.qld

Last Altered: Friday, February 23, 2018 10:30:46 Pacific Standard Time

Printed: Friday, February 23, 2018 10:33:15 Pacific Standard Time

Method: F:\Projects\PFAS.PRO\MethDB\PFAS_FULL_80C_022218.mdb 23 Feb 2018 08:58:55

Calibration: F:\Projects\PFAS.PRO\CurveDB\C18_VAL-PFAS_Q4_02-22-18-FULL.cdb 23 Feb 2018 10:30:46

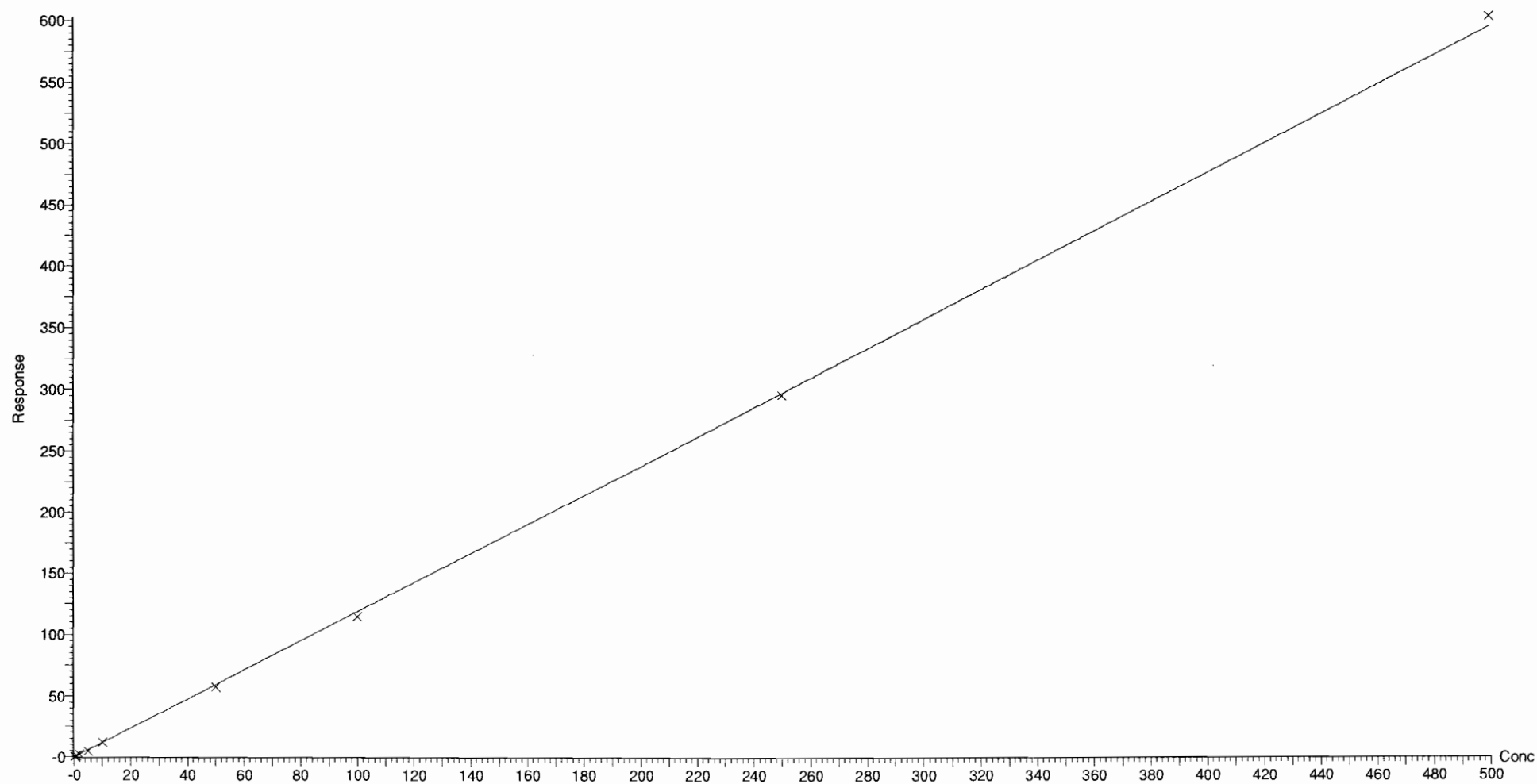
Compound name: PFBA

Correlation coefficient: $r = 0.999695$, $r^2 = 0.999391$

Calibration curve: $1.18914 * x + -0.141393$

Response type: Internal Std (Ref 34), Area * (IS Conc. / IS Area)

Curve type: Linear, Origin: Include, Weighting: 1/x, Axis trans: None



Dataset: F:\Projects\PFAS.PRO\Results\180222M1\180222M1-CRV.qld

Last Altered: Friday, February 23, 2018 10:30:46 Pacific Standard Time

Printed: Friday, February 23, 2018 10:33:15 Pacific Standard Time

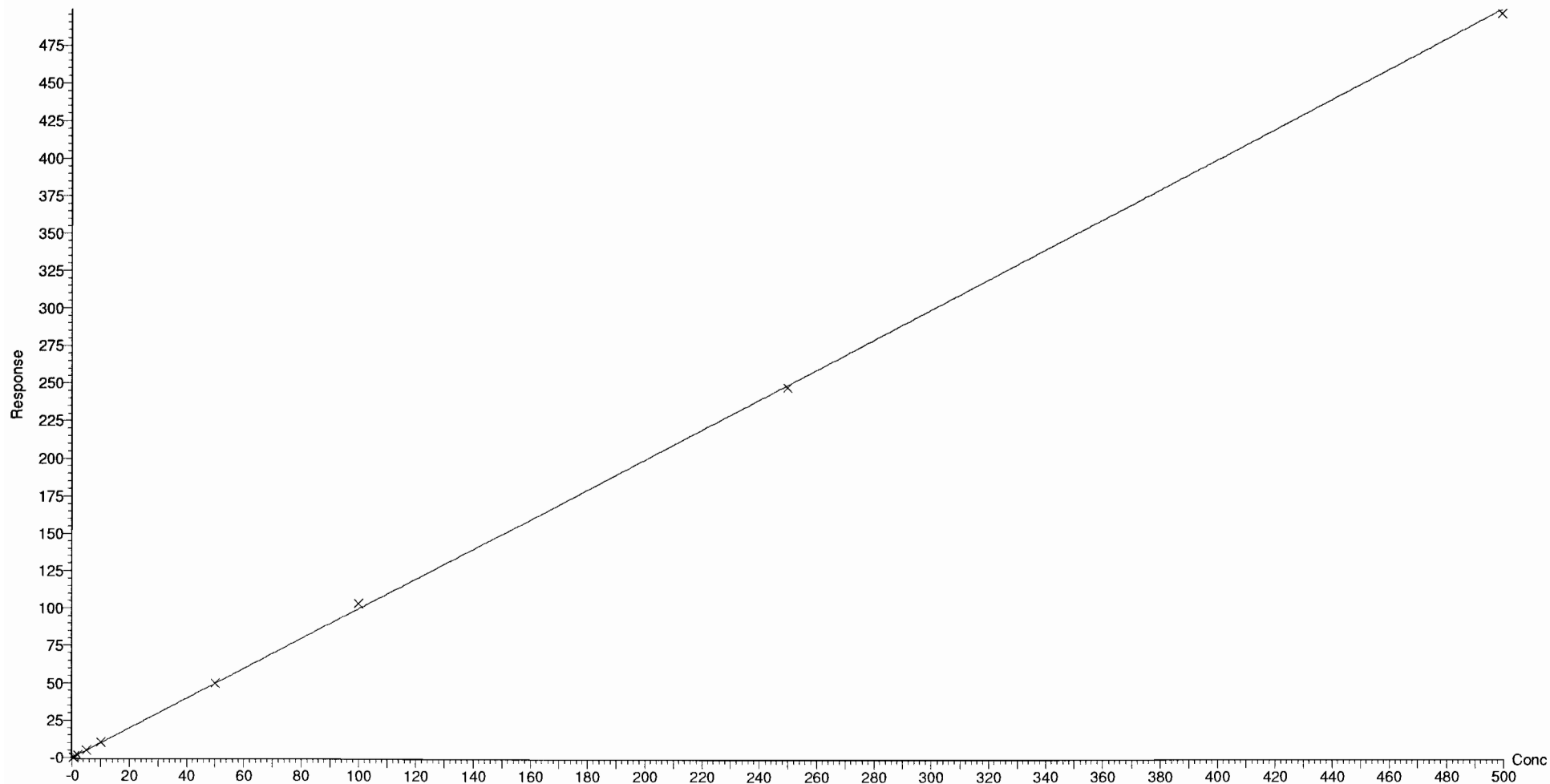
Compound name: PFPeA

Correlation coefficient: $r = 0.999888$, $r^2 = 0.999776$

Calibration curve: $0.997744 * x + 0.0234205$

Response type: Internal Std (Ref 35), Area * (IS Conc. / IS Area)

Curve type: Linear, Origin: Exclude, Weighting: 1/x, Axis trans: None



Dataset: F:\Projects\PFAS.PRO\Results\180222M1\180222M1-CRV.qld

Last Altered: Friday, February 23, 2018 09:51:26 Pacific Standard Time

Printed: Friday, February 23, 2018 10:11:21 Pacific Standard Time

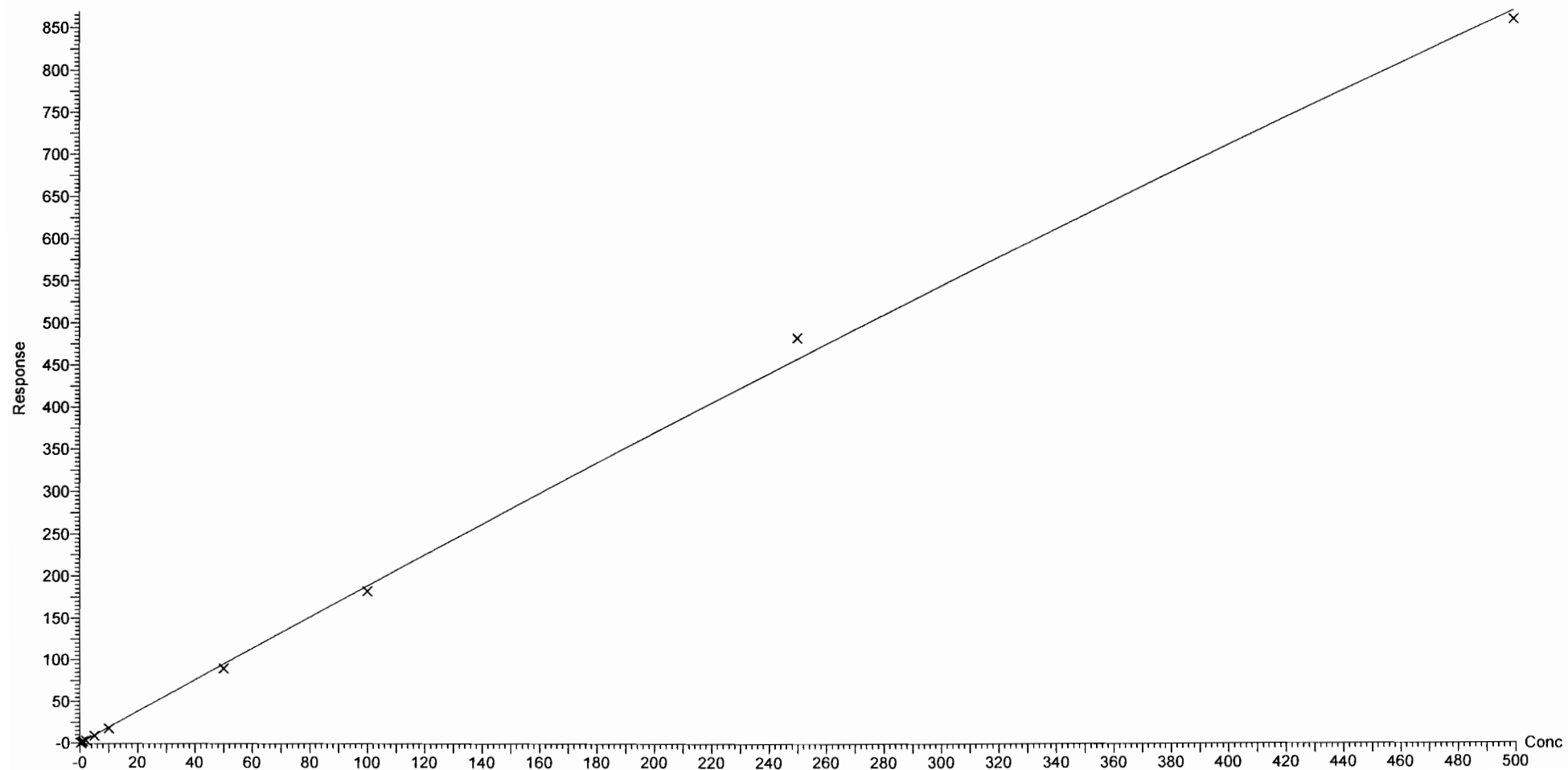
Compound name: PFBS

Coefficient of Determination: $R^2 = 0.998539$

Calibration curve: $-0.000367853 * x^2 + 1.92179 * x + -0.156382$

Response type: Internal Std (Ref 36), Area * (IS Conc. / IS Area)

Curve type: 2nd Order, Origin: Exclude, Weighting: 1/x, Axis trans: None



Dataset: F:\Projects\PFAS.PRO\Results\180222M1\180222M1-CRV.qld

Last Altered: Friday, February 23, 2018 09:51:26 Pacific Standard Time

Printed: Friday, February 23, 2018 10:11:21 Pacific Standard Time

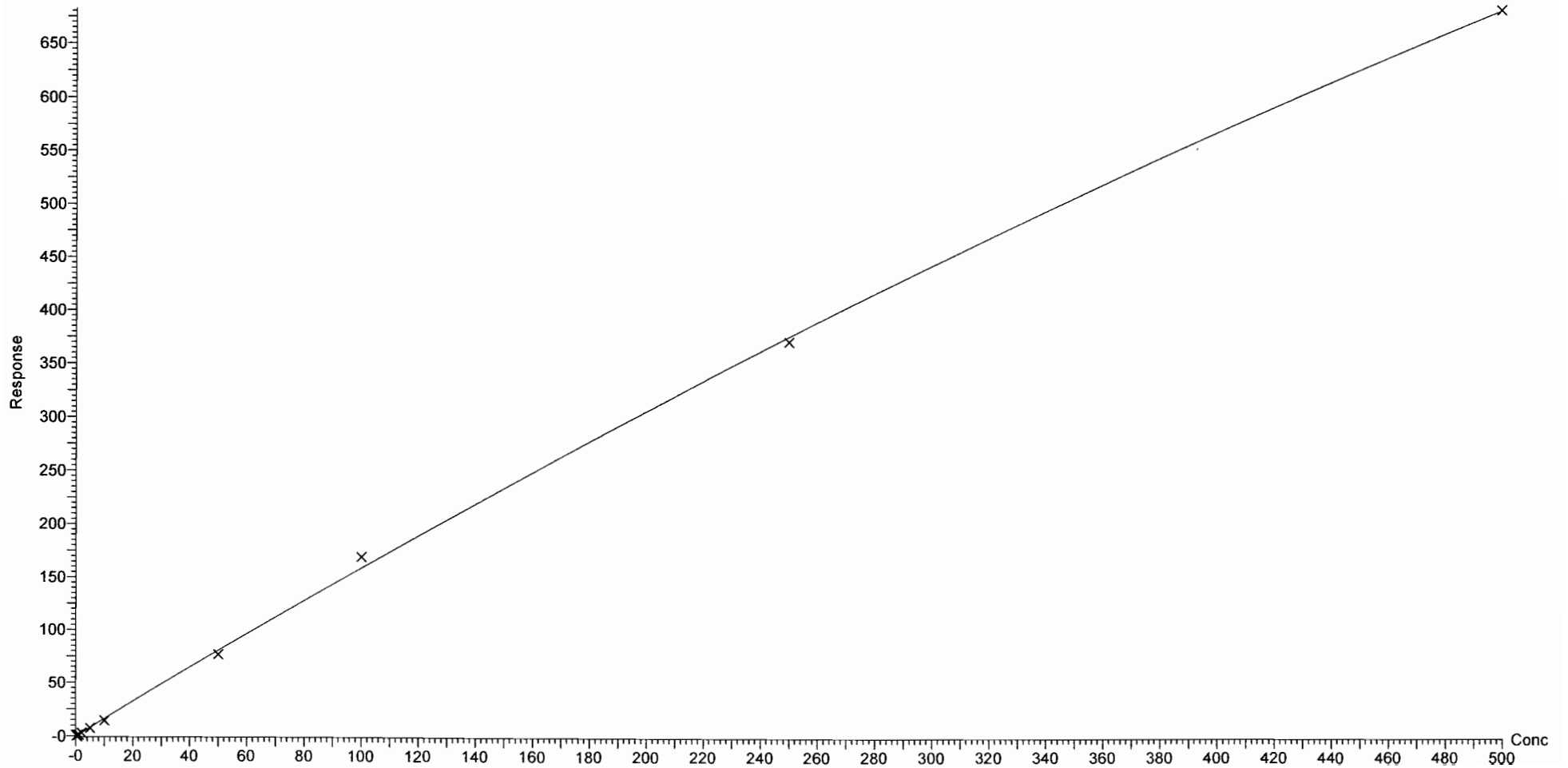
Compound name: 4:2 FTS

Coefficient of Determination: $R^2 = 0.998891$

Calibration curve: $-0.00056667 * x^2 + 1.64693 * x + -0.194451$

Response type: Internal Std (Ref 36), Area * (IS Conc. / IS Area)

Curve type: 2nd Order, Origin: Exclude, Weighting: 1/x, Axis trans: None



Dataset: F:\Projects\PFAS.PRO\Results\180222M1\180222M1-CRV.qld

Last Altered: Friday, February 23, 2018 09:51:26 Pacific Standard Time

Printed: Friday, February 23, 2018 10:11:21 Pacific Standard Time

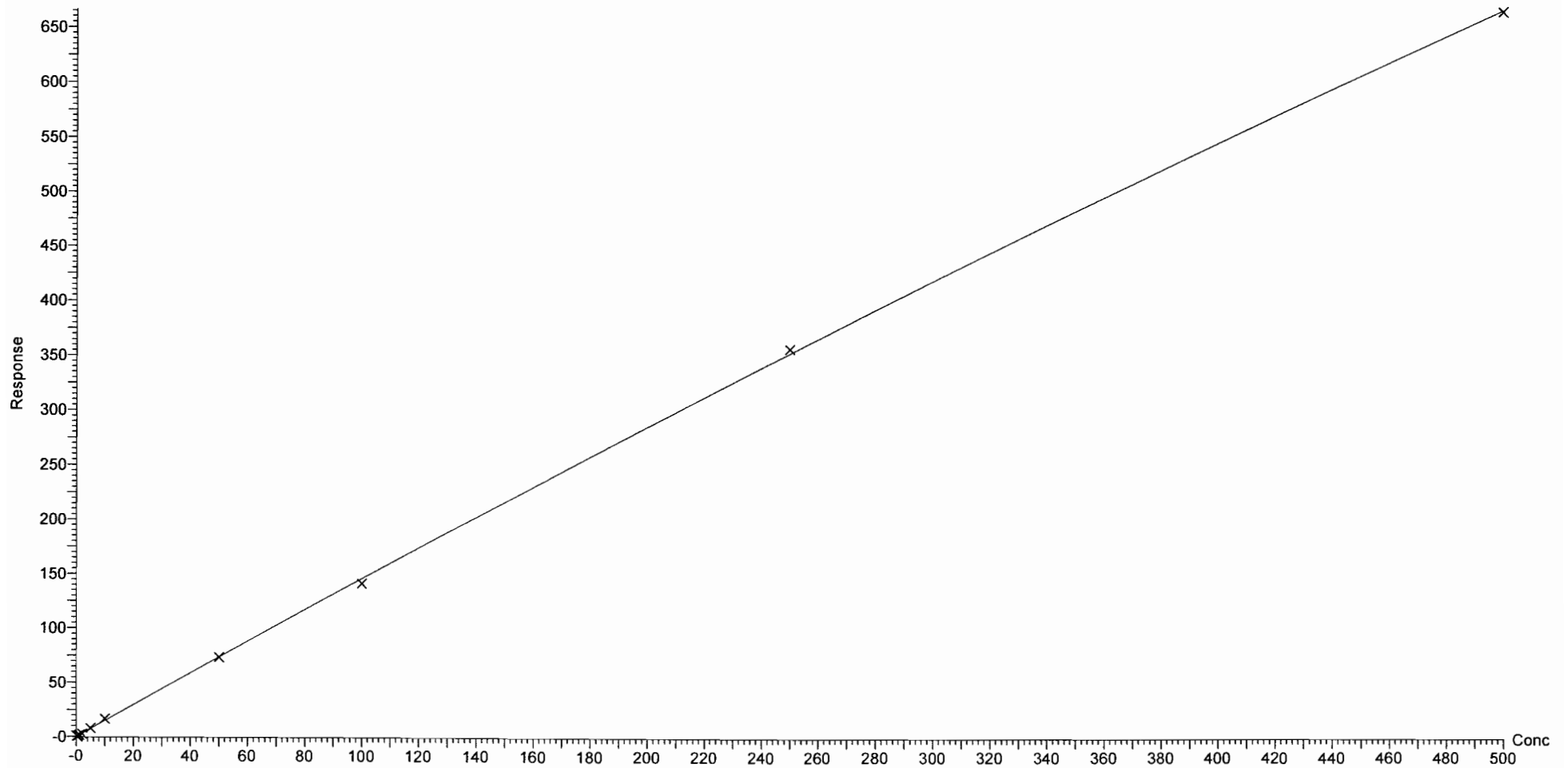
Compound name: PFHxA

Coefficient of Determination: $R^2 = 0.999620$

Calibration curve: $-0.000315969 * x^2 + 1.49002 * x + 0.0742201$

Response type: Internal Std (Ref 37), Area * (IS Conc. / IS Area)

Curve type: 2nd Order, Origin: Include, Weighting: 1/x, Axis trans: None



Dataset: F:\Projects\PFAS.PRO\Results\180222M1\180222M1-CRV.qld

Last Altered: Friday, February 23, 2018 09:51:26 Pacific Standard Time

Printed: Friday, February 23, 2018 10:11:21 Pacific Standard Time

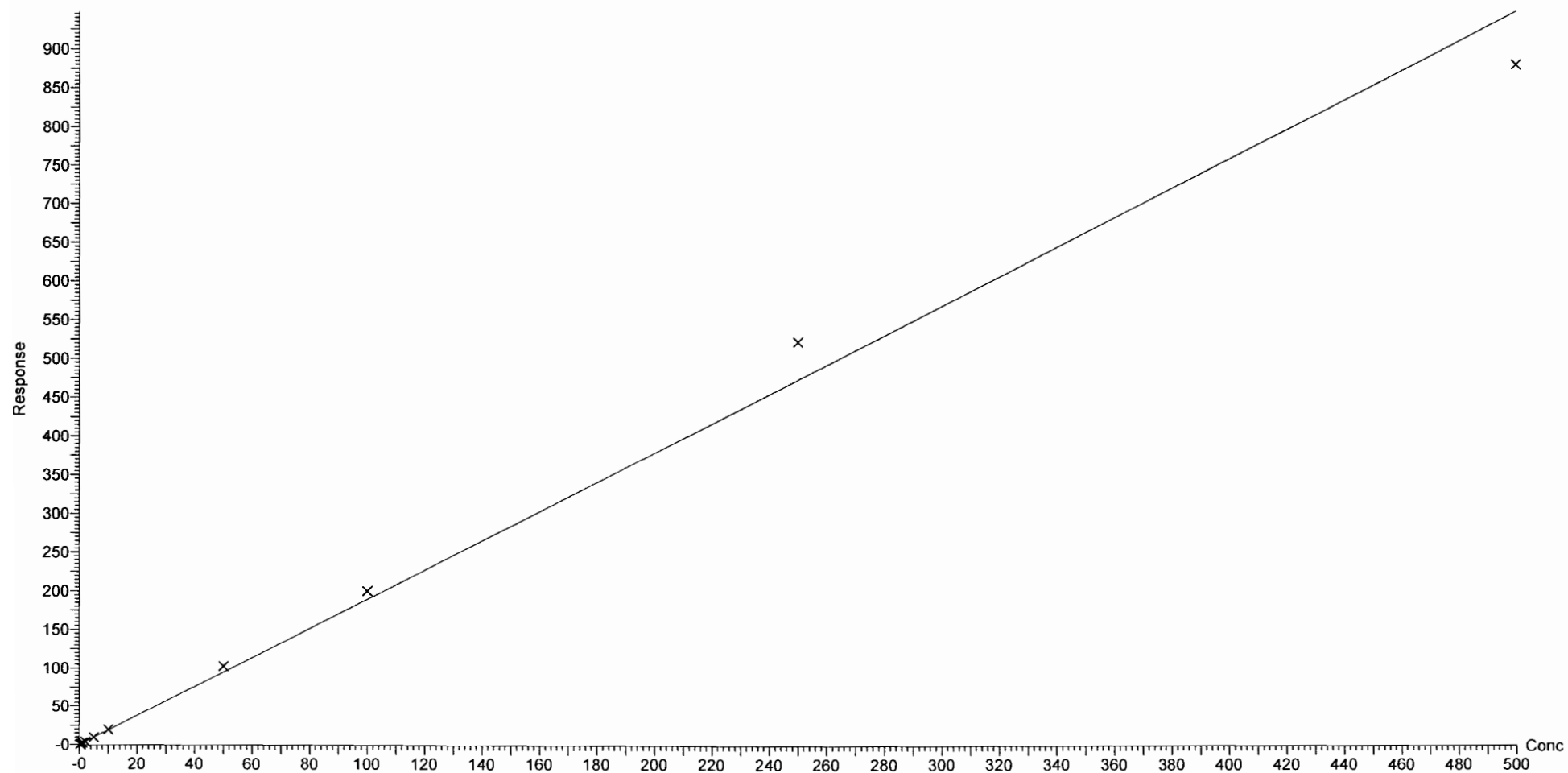
Compound name: PFPeS

Correlation coefficient: $r = 0.996733$, $r^2 = 0.993477$

Calibration curve: $1.89494 * x + 0.00639286$

Response type: Internal Std (Ref 36), Area * (IS Conc. / IS Area)

Curve type: Linear, Origin: Exclude, Weighting: 1/x, Axis trans: None



Dataset: F:\Projects\PFAS.PRO\Results\180222M1\180222M1-CRV.qld

Last Altered: Friday, February 23, 2018 09:51:26 Pacific Standard Time

Printed: Friday, February 23, 2018 10:11:21 Pacific Standard Time

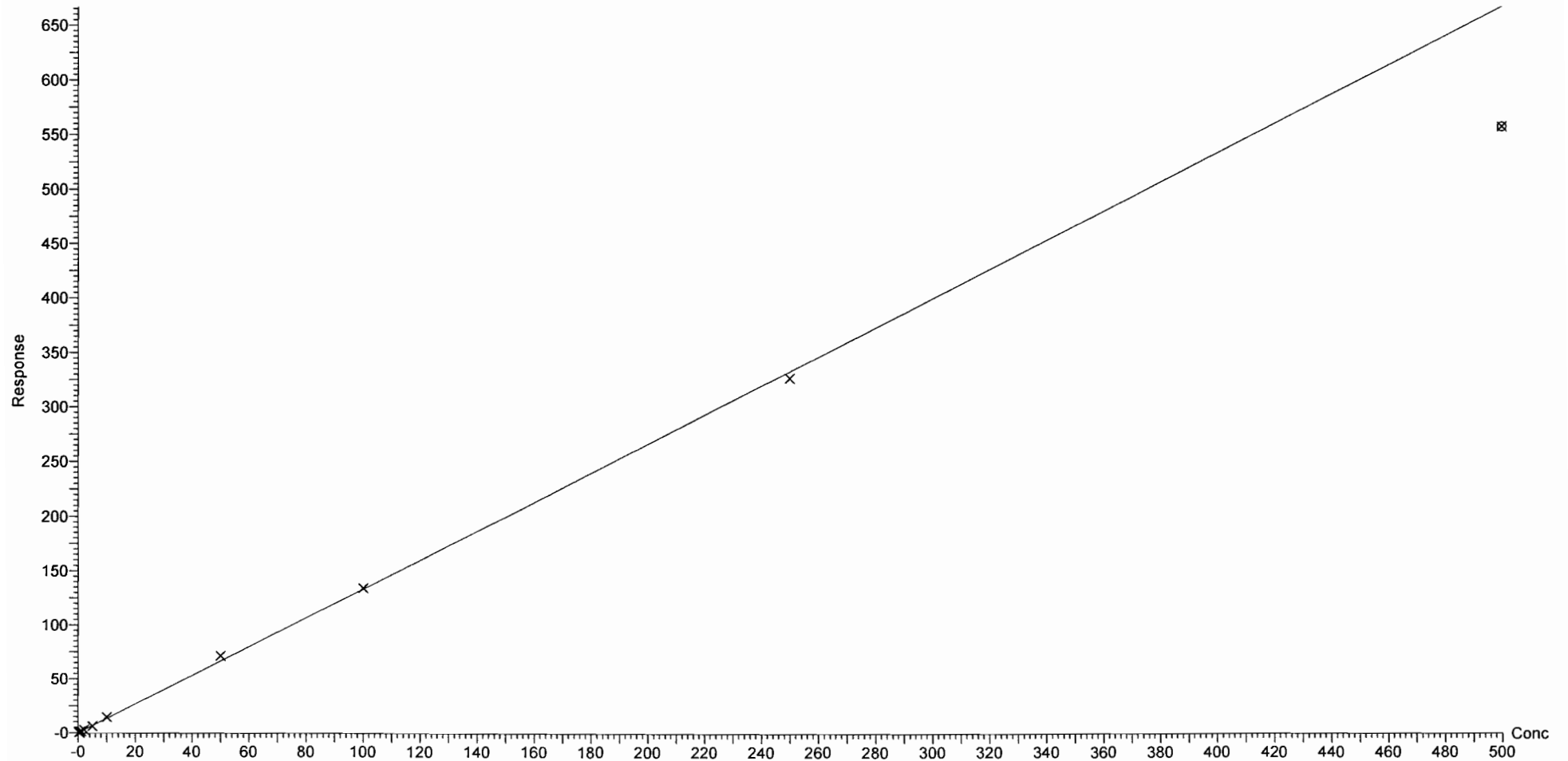
Compound name: PFHpA

Correlation coefficient: $r = 0.999418$, $r^2 = 0.998836$

Calibration curve: $1.33271 * x + -0.00778752$

Response type: Internal Std (Ref 38), Area * (IS Conc. / IS Area)

Curve type: Linear, Origin: Exclude, Weighting: 1/x, Axis trans: None



Dataset: F:\Projects\PFAS.PRO\Results\180222M1\180222M1-CRV.qld

Last Altered: Friday, February 23, 2018 09:51:26 Pacific Standard Time

Printed: Friday, February 23, 2018 10:11:21 Pacific Standard Time

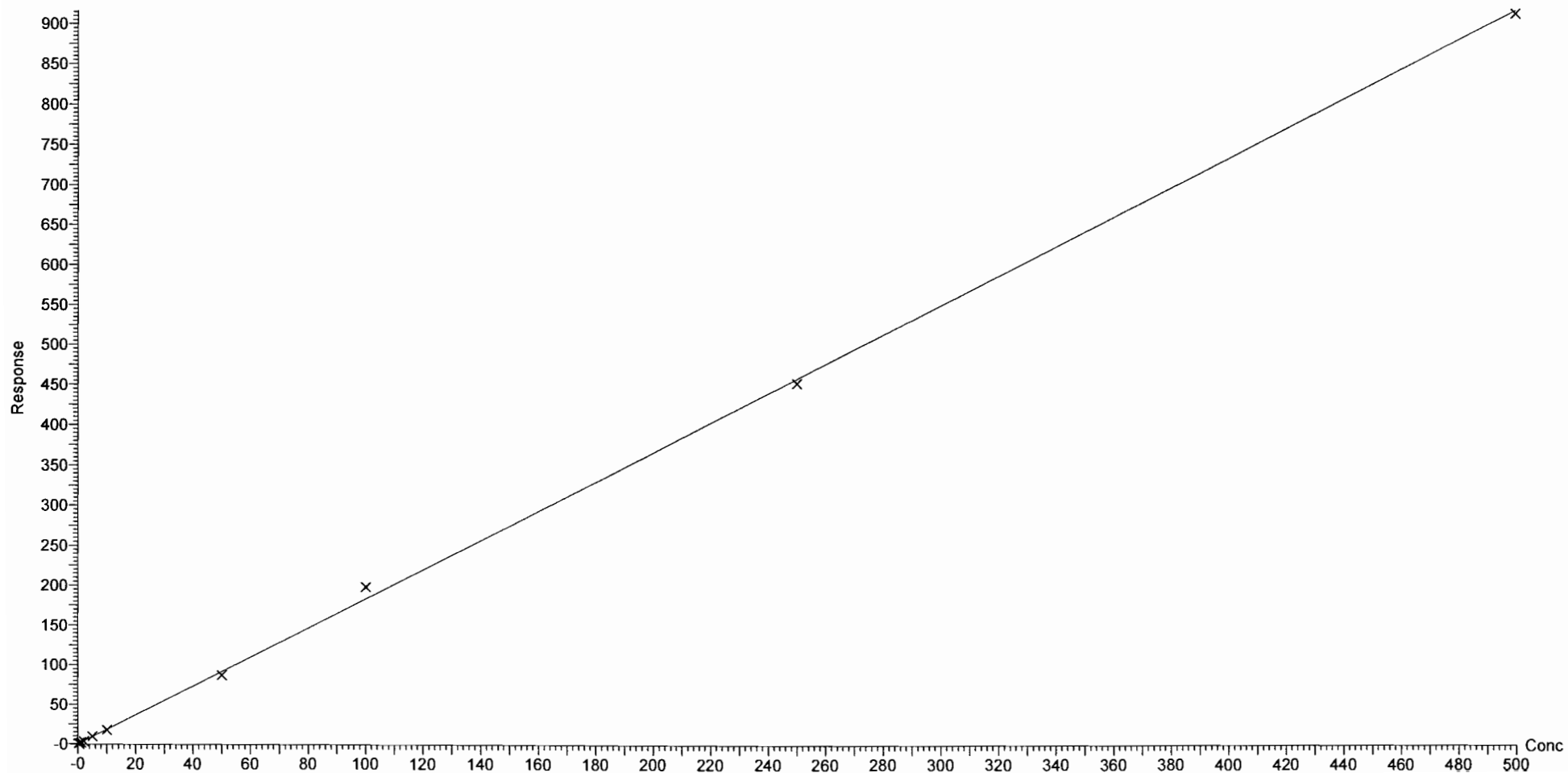
Compound name: L-PFHxS

Correlation coefficient: $r = 0.999499$, $r^2 = 0.998998$

Calibration curve: $1.83246 * x + -0.0730267$

Response type: Internal Std (Ref 39), Area * (IS Conc. / IS Area)

Curve type: Linear, Origin: Exclude, Weighting: 1/x, Axis trans: None



Dataset: F:\Projects\PFAS.PRO\Results\180222M1\180222M1-CRV.qld

Last Altered: Friday, February 23, 2018 09:51:26 Pacific Standard Time

Printed: Friday, February 23, 2018 10:11:21 Pacific Standard Time

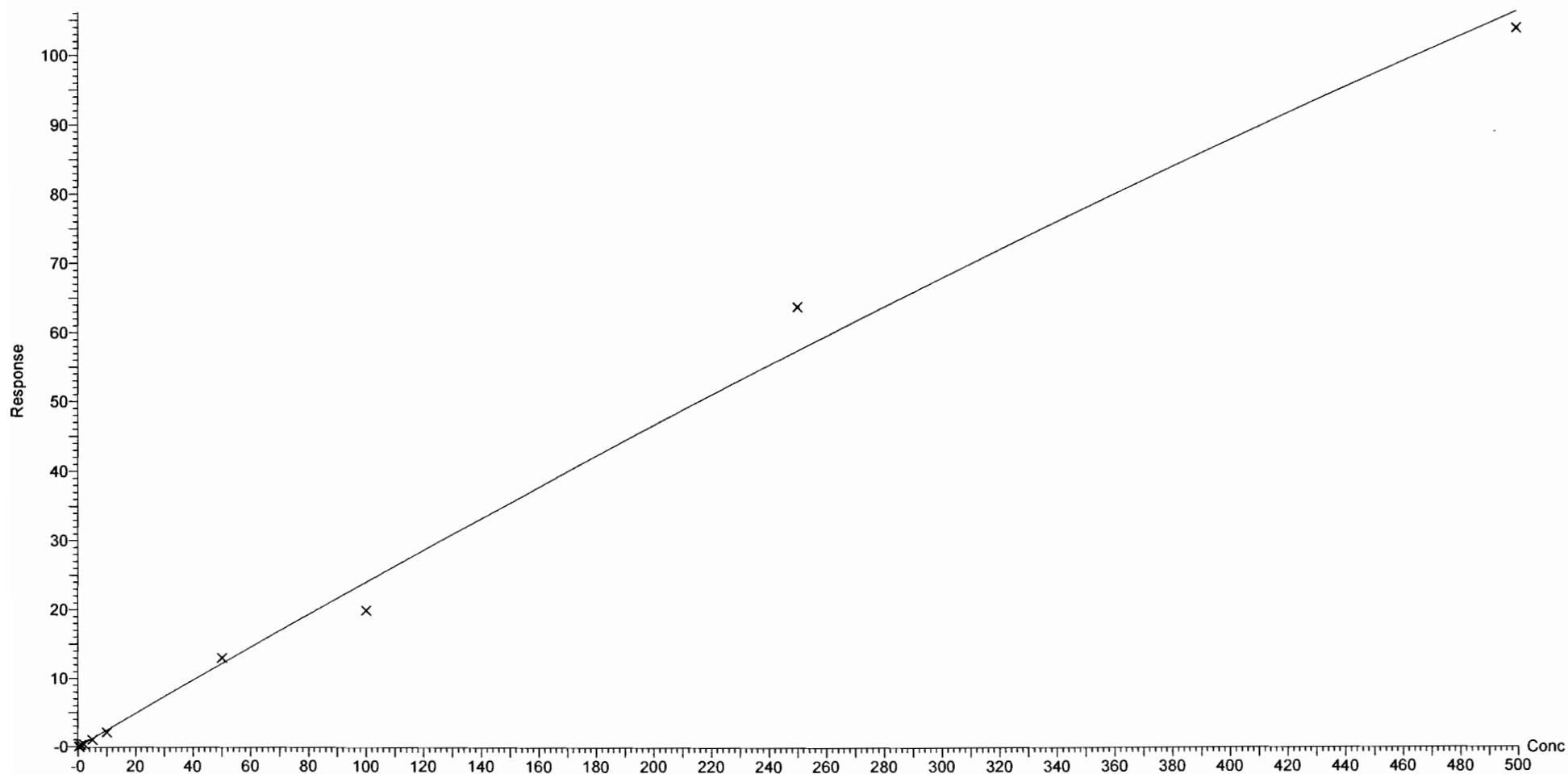
Compound name: 6:2 FTS

Coefficient of Determination: $R^2 = 0.991583$

Calibration curve: $-7.0472e-005 * x^2 + 0.247527 * x - 0.0238228$

Response type: Internal Std (Ref 40), Area * (IS Conc. / IS Area)

Curve type: 2nd Order, Origin: Include, Weighting: 1/x, Axis trans: None



Dataset: F:\Projects\PFAS.PRO\Results\180222M1\180222M1-CRV.qld

Last Altered: Friday, February 23, 2018 10:57:03 Pacific Standard Time

Printed: Friday, February 23, 2018 10:57:33 Pacific Standard Time

Method: F:\Projects\PFAS.PRO\MethDB\PFAS_FULL_80C_022218.mdb 23 Feb 2018 08:58:55

Calibration: F:\Projects\PFAS.PRO\CurveDB\C18_VAL-PFAS_Q4_02-22-18-FULL.cdb 23 Feb 2018 10:57:03

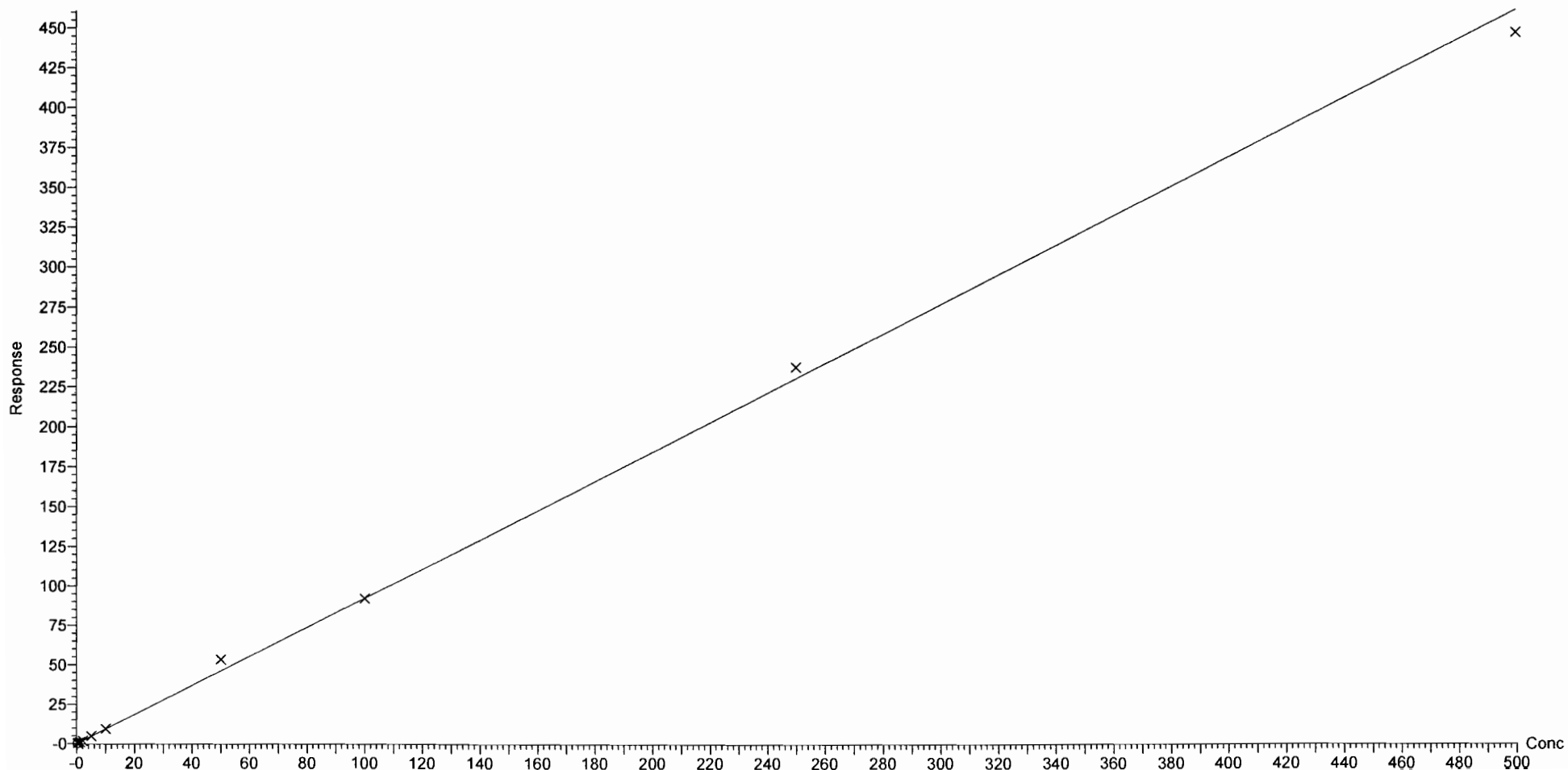
Compound name: L-PFOA

Correlation coefficient: $r = 0.998901$, $r^2 = 0.997804$

Calibration curve: $0.921304 * x + 0.0910373$

Response type: Internal Std (Ref 40), Area * (IS Conc. / IS Area)

Curve type: Linear, Origin: Exclude, Weighting: 1/x, Axis trans: None



Dataset: F:\Projects\PFAS.PRO\Results\180222M1\180222M1-CRV.qld

Last Altered: Friday, February 23, 2018 09:51:26 Pacific Standard Time

Printed: Friday, February 23, 2018 10:11:21 Pacific Standard Time

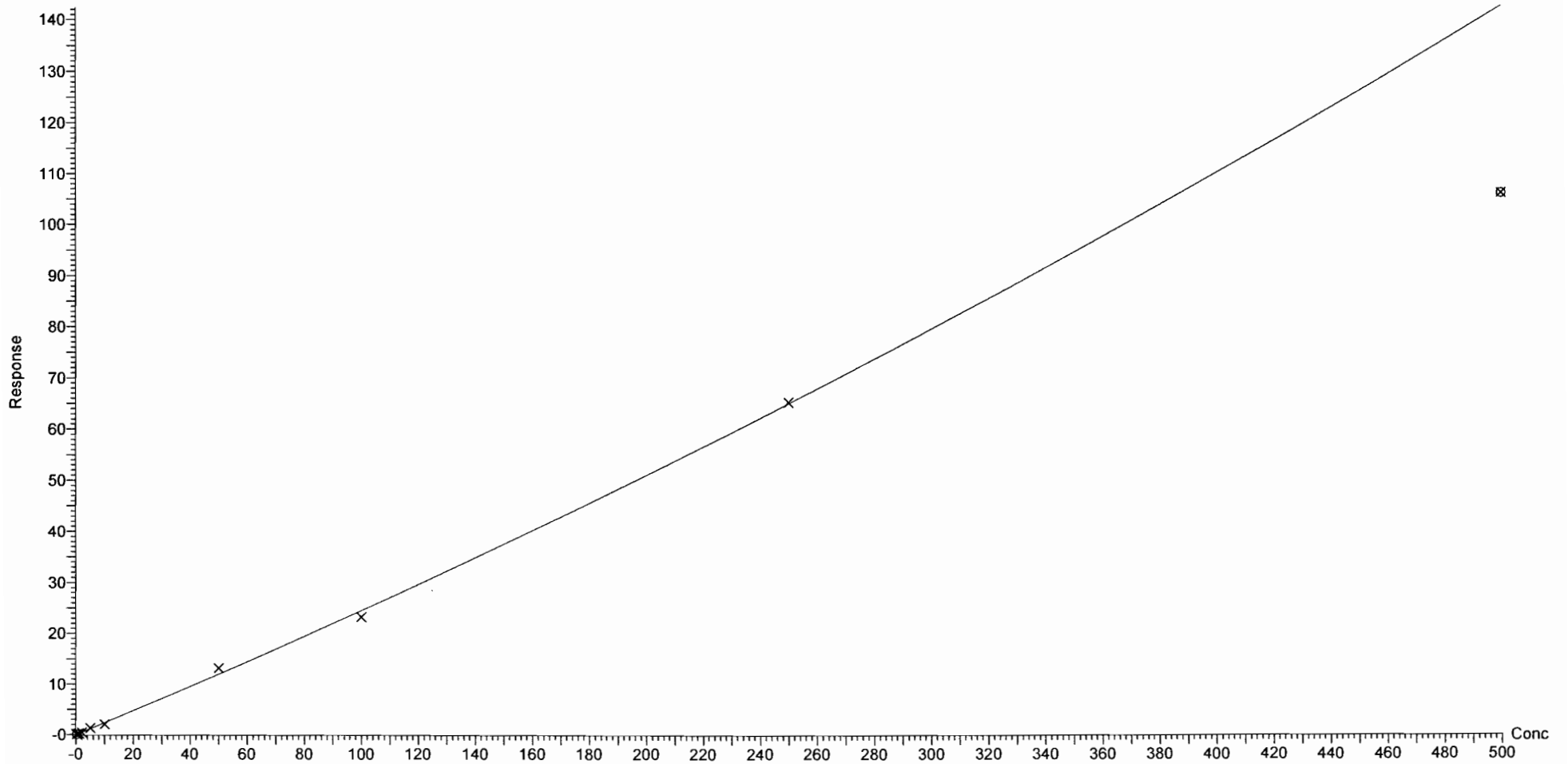
Compound name: PFHpS

Coefficient of Determination: $R^2 = 0.997683$

Calibration curve: $9.83357e-005 * x^2 + 0.23555 * x + -0.036113$

Response type: Internal Std (Ref 40), Area * (IS Conc. / IS Area)

Curve type: 2nd Order, Origin: Exclude, Weighting: 1/x, Axis trans: None



Dataset: F:\Projects\PFAS.PRO\Results\180222M1\180222M1-CRV.qld

Last Altered: Friday, February 23, 2018 09:51:26 Pacific Standard Time

Printed: Friday, February 23, 2018 10:11:21 Pacific Standard Time

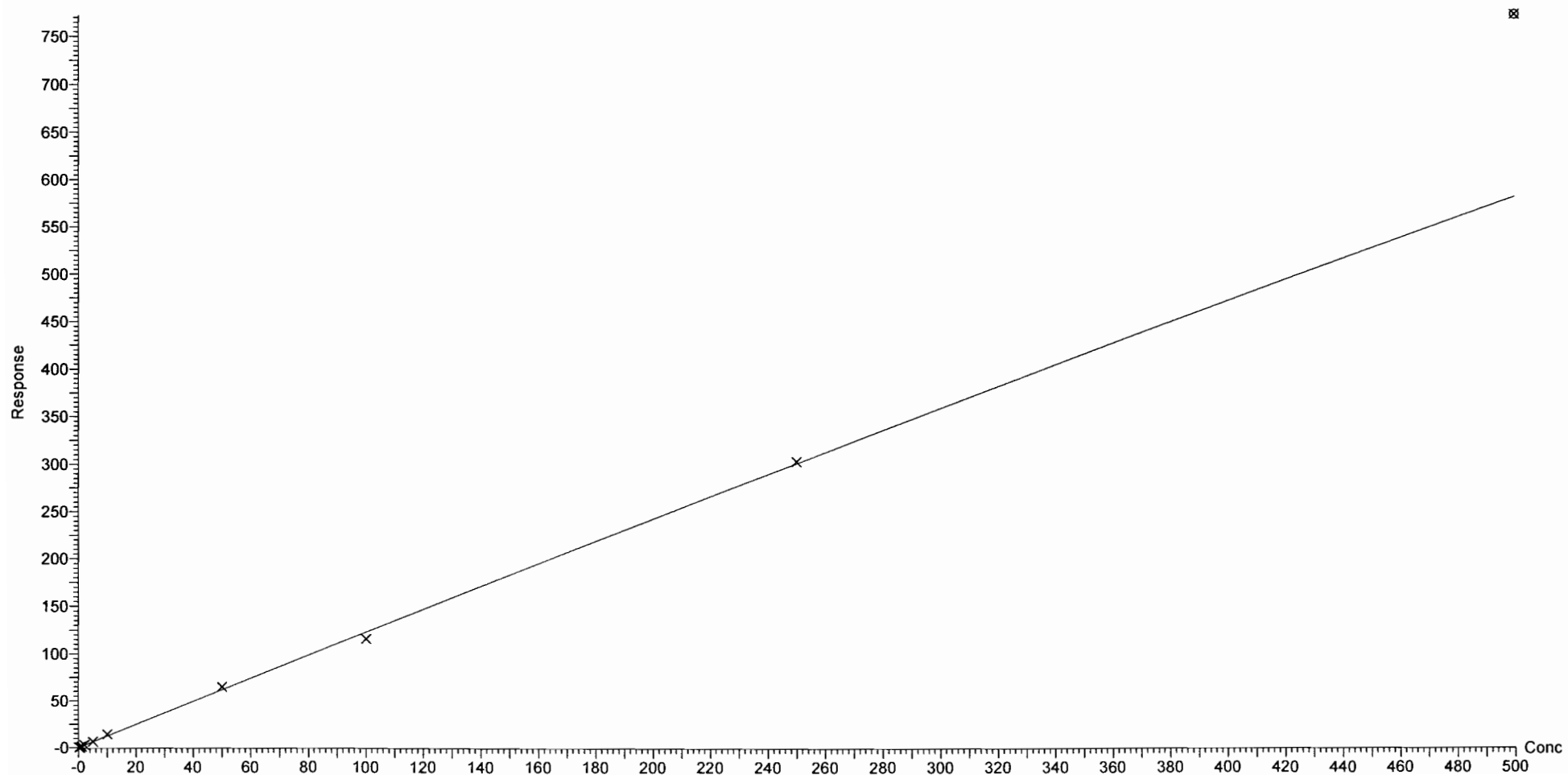
Compound name: PFNA

Coefficient of Determination: $R^2 = 0.997987$

Calibration curve: $-0.000175196 * x^2 + 1.24902 * x + 0.0795504$

Response type: Internal Std (Ref 41), Area * (IS Conc. / IS Area)

Curve type: 2nd Order, Origin: Exclude, Weighting: 1/x, Axis trans: None



Dataset: F:\Projects\PFAS.PRO\Results\180222M1\180222M1-CRV.qld

Last Altered: Friday, February 23, 2018 09:51:26 Pacific Standard Time

Printed: Friday, February 23, 2018 10:11:21 Pacific Standard Time

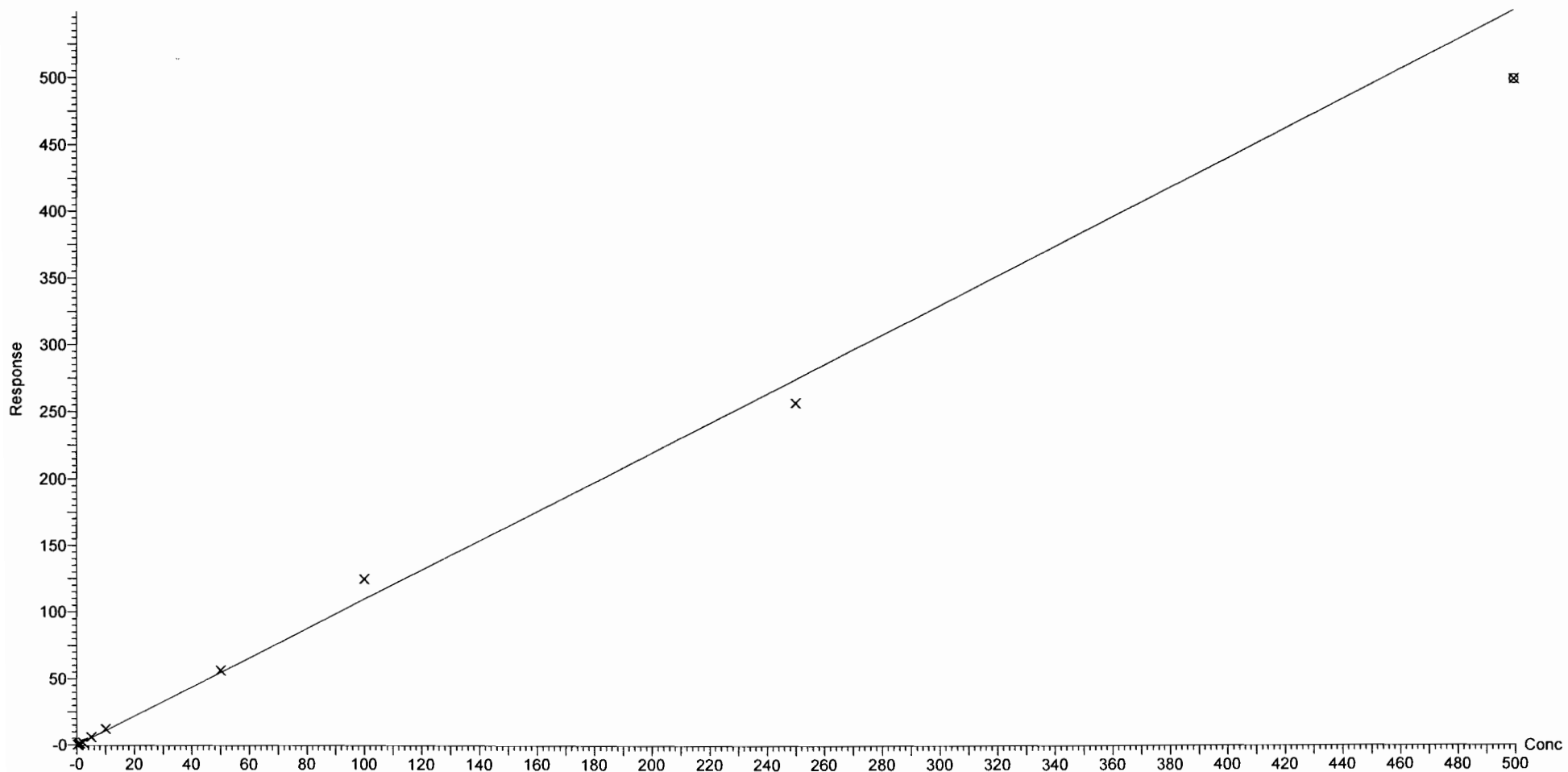
Compound name: PFOSA

Correlation coefficient: $r = 0.996163$, $r^2 = 0.992340$

Calibration curve: $1.09821 * x + -0.0539486$

Response type: Internal Std (Ref 42), Area * (IS Conc. / IS Area)

Curve type: Linear, Origin: Exclude, Weighting: 1/x, Axis trans: None



Dataset: F:\Projects\PFAS.PRO\Results\180222M1\180222M1-CRV.qld

Last Altered: Friday, February 23, 2018 09:51:26 Pacific Standard Time

Printed: Friday, February 23, 2018 10:11:21 Pacific Standard Time

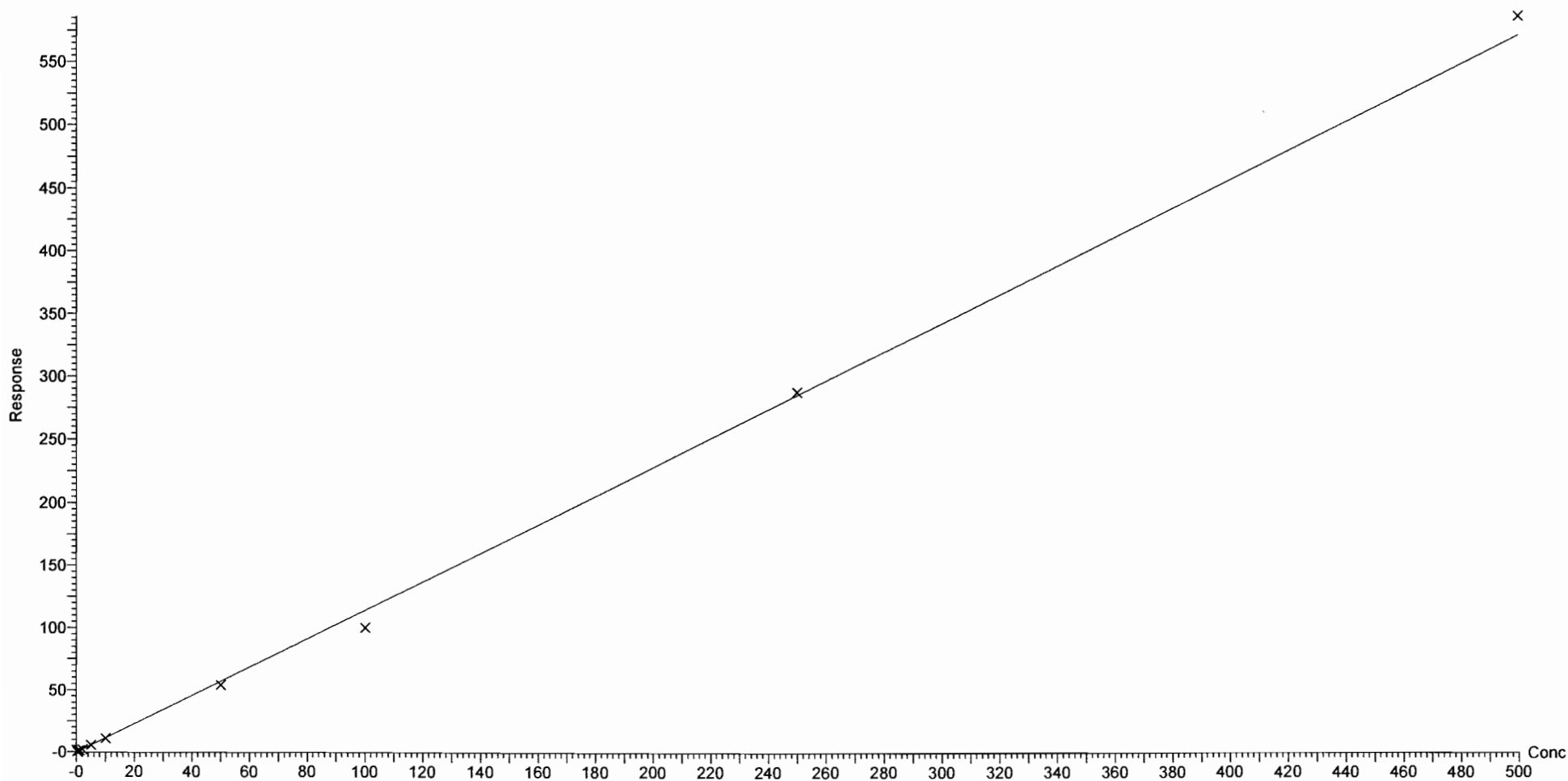
Compound name: L-PFOS

Correlation coefficient: $r = 0.998861$, $r^2 = 0.997723$

Calibration curve: $1.14119 * x + -0.128046$

Response type: Internal Std (Ref 43), Area * (IS Conc. / IS Area)

Curve type: Linear, Origin: Exclude, Weighting: 1/x, Axis trans: None



Dataset: F:\Projects\PFAS.PRO\Results\180222M1\180222M1-CRV.qld

Last Altered: Friday, February 23, 2018 09:51:26 Pacific Standard Time

Printed: Friday, February 23, 2018 10:11:21 Pacific Standard Time

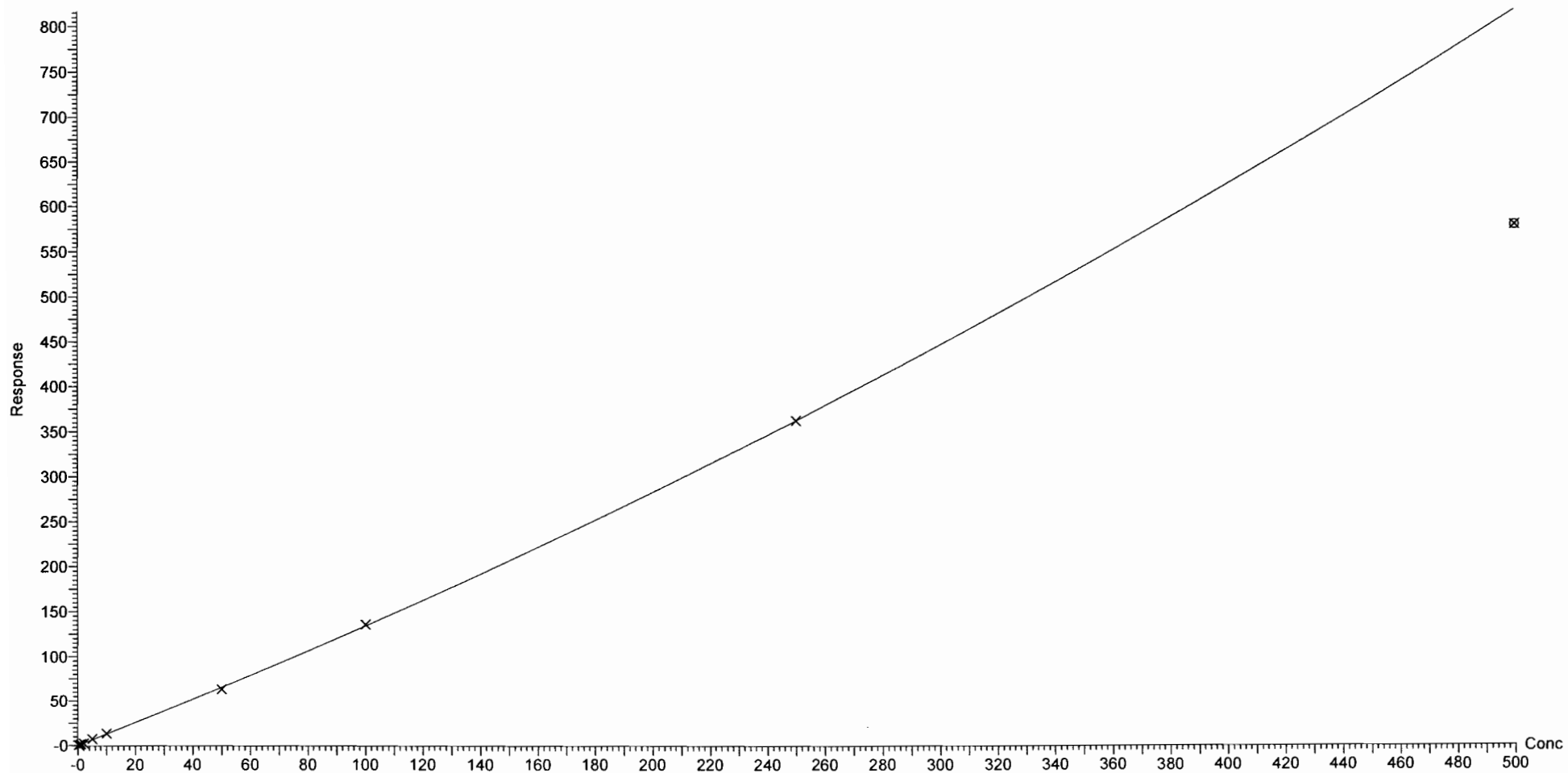
Compound name: PFDA

Coefficient of Determination: $R^2 = 0.999480$

Calibration curve: $0.00073117 * x^2 + 1.26751 * x + 0.107235$

Response type: Internal Std (Ref 44), Area * (IS Conc. / IS Area)

Curve type: 2nd Order, Origin: Exclude, Weighting: 1/x, Axis trans: None



Dataset: F:\Projects\PFAS.PRO\Results\180222M1\180222M1-CRV.qld

Last Altered: Friday, February 23, 2018 10:36:15 Pacific Standard Time

Printed: Friday, February 23, 2018 10:37:05 Pacific Standard Time

Method: F:\Projects\PFAS.PRO\MethDB\PFAS_FULL_80C_022218.mdb 23 Feb 2018 08:58:55

Calibration: F:\Projects\PFAS.PRO\CurveDB\C18_VAL-PFAS_Q4_02-22-18-FULL.cdb 23 Feb 2018 10:36:15

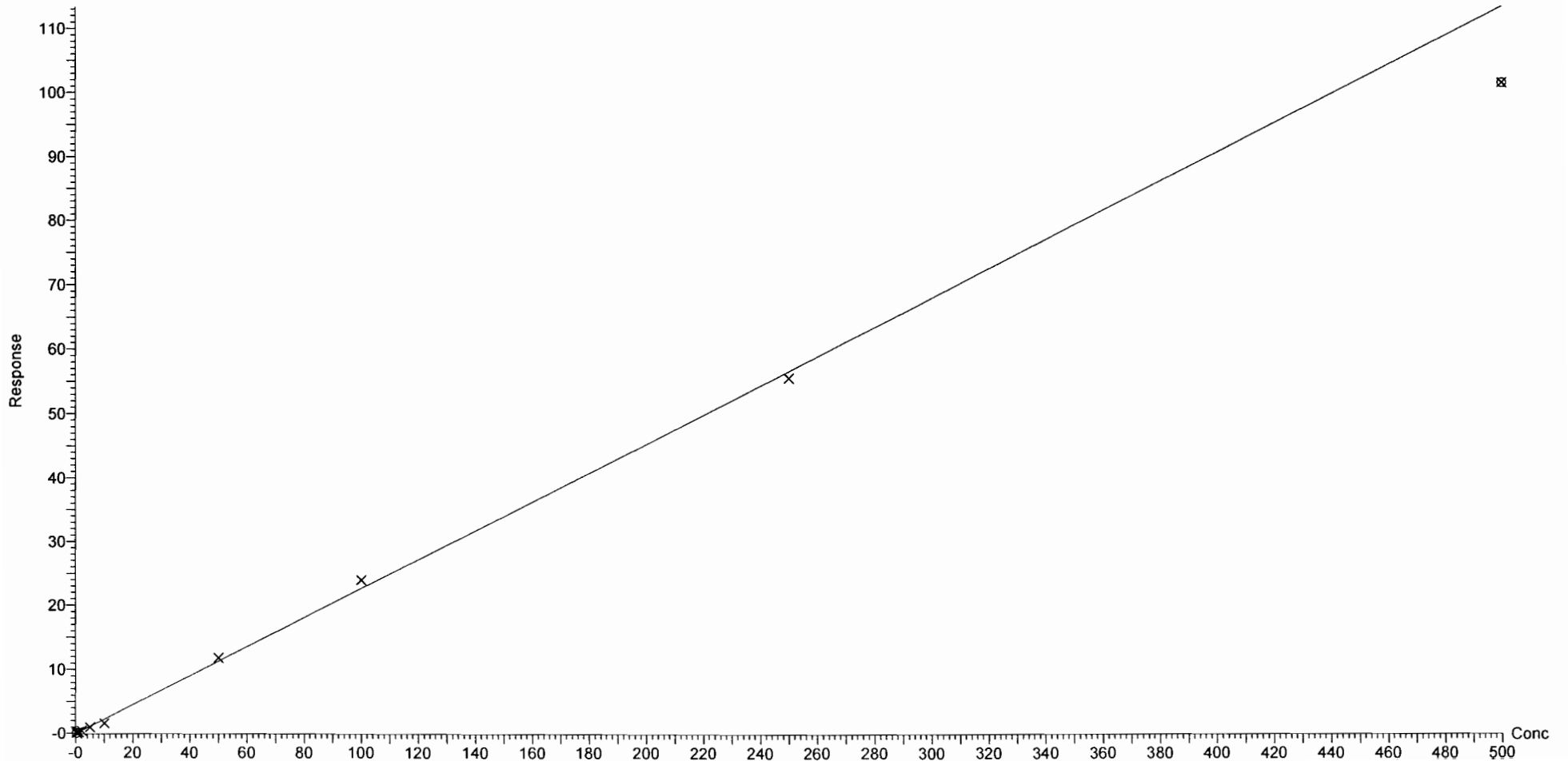
Compound name: 8:2 FTS

Correlation coefficient: $r = 0.998115$, $r^2 = 0.996233$

Calibration curve: $0.226775 * x + -0.0378317$

Response type: Internal Std (Ref 40), Area * (IS Conc. / IS Area)

Curve type: Linear, Origin: Include, Weighting: 1/x, Axis trans: None



Dataset: F:\Projects\PFAS.PRO\Results\180222M1\180222M1-CRV.qld

Last Altered: Friday, February 23, 2018 09:51:26 Pacific Standard Time

Printed: Friday, February 23, 2018 10:11:21 Pacific Standard Time

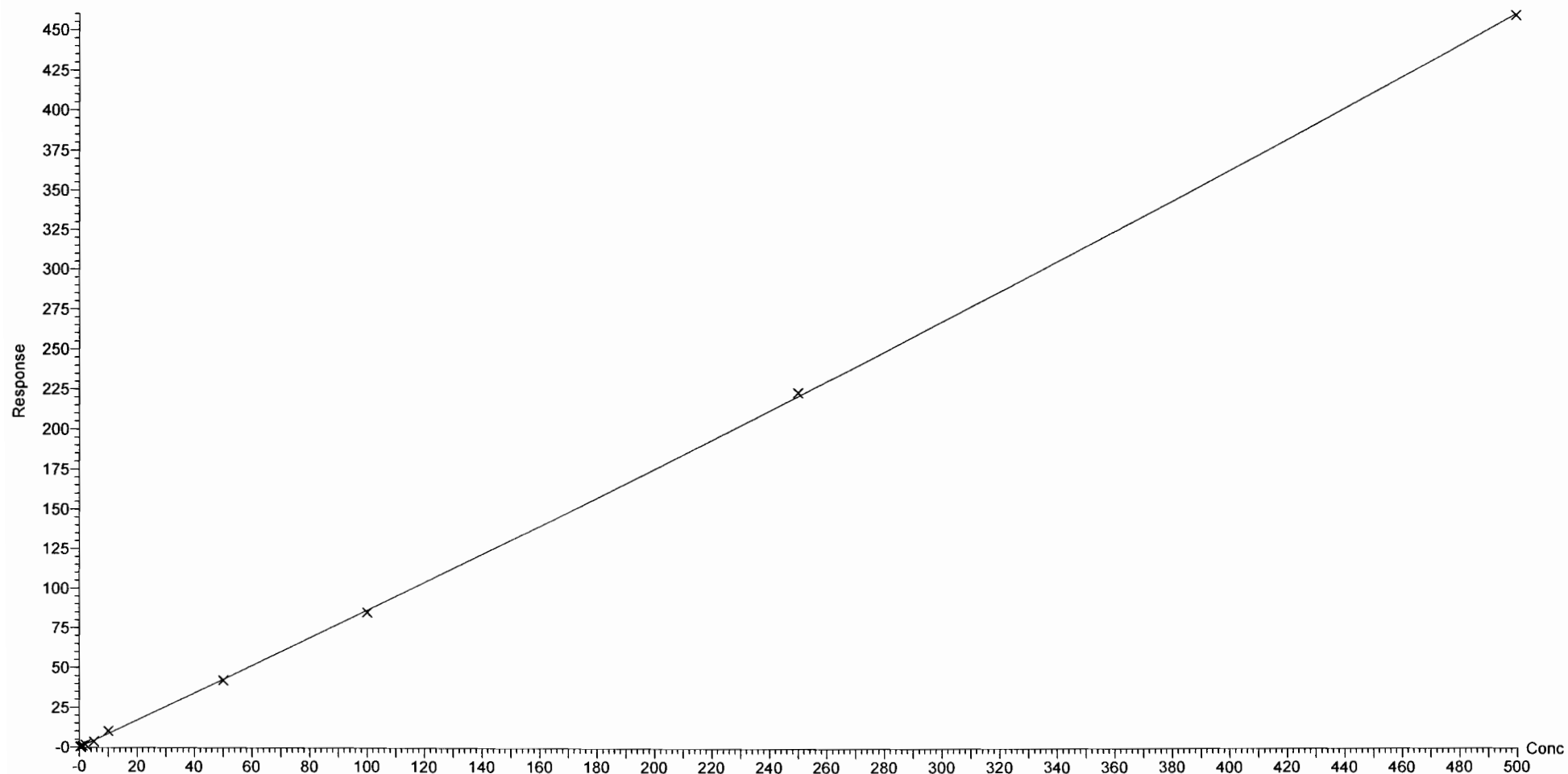
Compound name: PFNS

Coefficient of Determination: $R^2 = 0.999446$

Calibration curve: $0.000141153 * x^2 + 0.849377 * x + 0.0406151$

Response type: Internal Std (Ref 43), Area * (IS Conc. / IS Area)

Curve type: 2nd Order, Origin: Exclude, Weighting: 1/x, Axis trans: None



Dataset: F:\Projects\PFAS.PRO\Results\180222M1\180222M1-CRV.qld

Last Altered: Friday, February 23, 2018 09:51:26 Pacific Standard Time

Printed: Friday, February 23, 2018 10:11:21 Pacific Standard Time

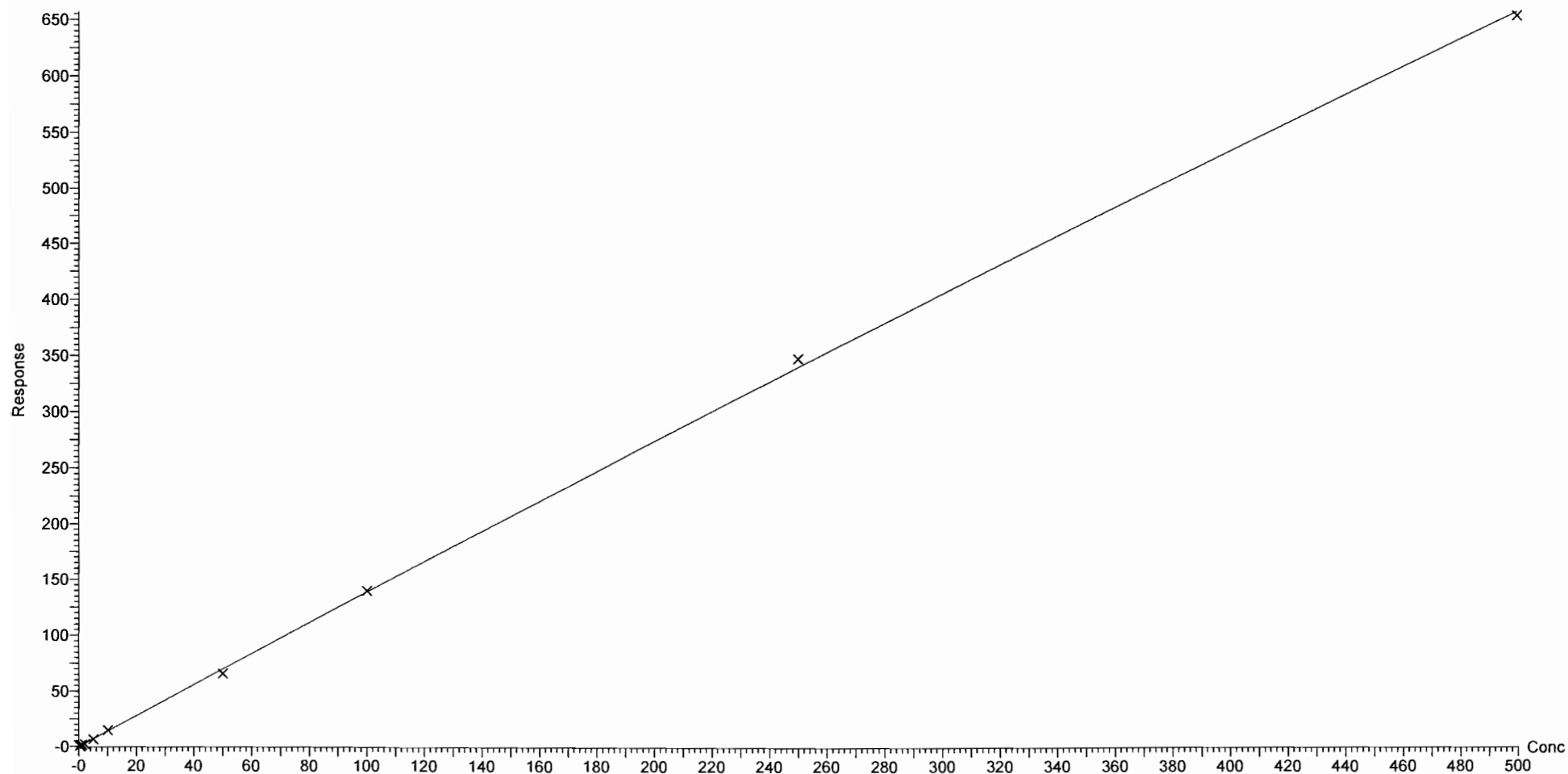
Compound name: N-MeFOSAA

Coefficient of Determination: $R^2 = 0.999298$

Calibration curve: $-0.000193973 * x^2 + 1.41081 * x + -0.0999828$

Response type: Internal Std (Ref 45), Area * (IS Conc. / IS Area)

Curve type: 2nd Order, Origin: Include, Weighting: 1/x, Axis trans: None



Dataset: F:\Projects\PFAS.PRO\Results\180222M1\180222M1-CRV.qld

Last Altered: Friday, February 23, 2018 09:51:26 Pacific Standard Time

Printed: Friday, February 23, 2018 10:11:21 Pacific Standard Time

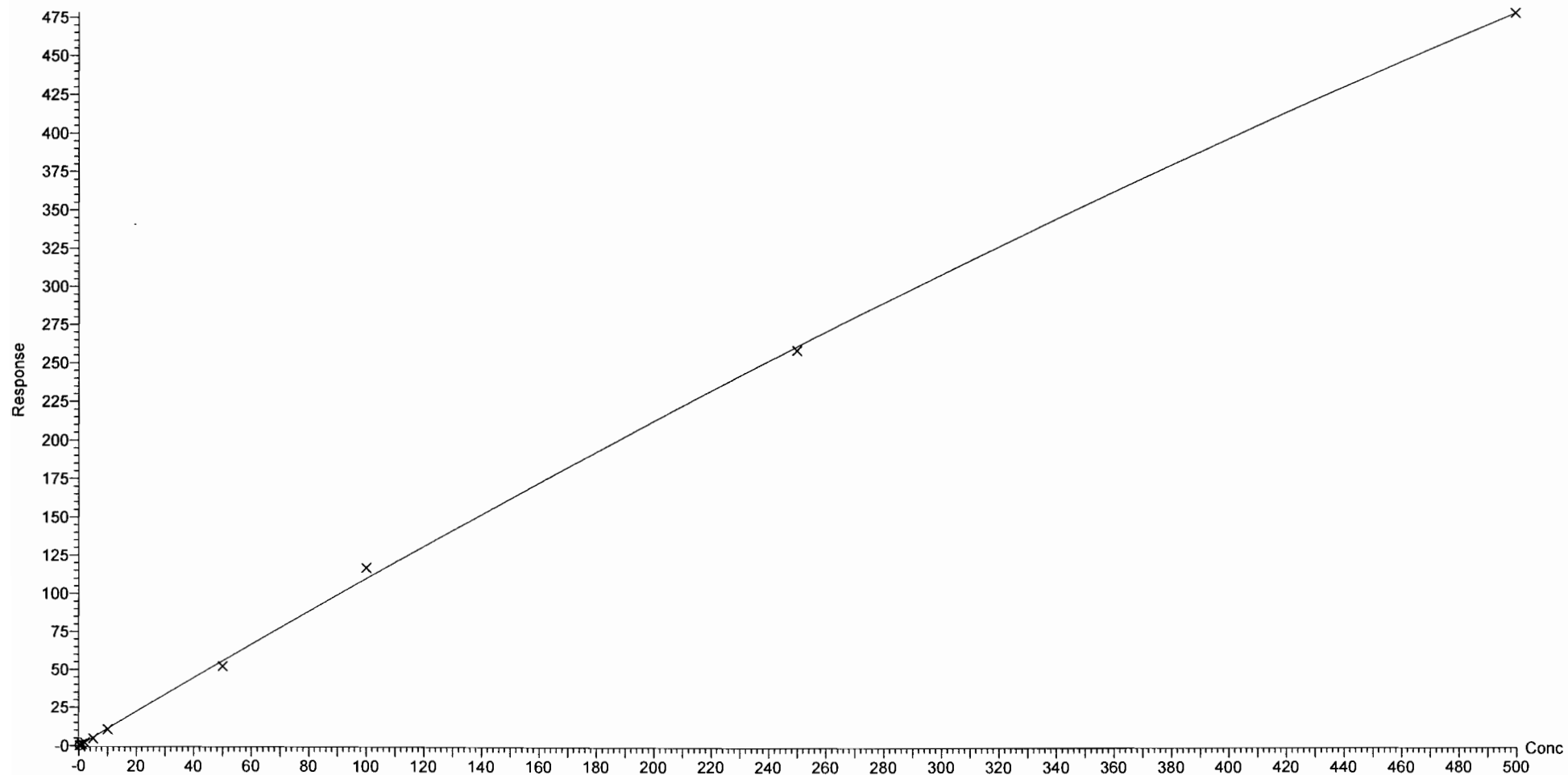
Compound name: N-EtFOSAA

Coefficient of Determination: $R^2 = 0.998958$

Calibration curve: $-0.000362379 * x^2 + 1.13712 * x + -0.099917$

Response type: Internal Std (Ref 46), Area * (IS Conc. / IS Area)

Curve type: 2nd Order, Origin: Include, Weighting: 1/x, Axis trans: None



Dataset: F:\Projects\PFAS.PRO\Results\180222M1\180222M1-CRV.qld

Last Altered: Friday, February 23, 2018 10:57:03 Pacific Standard Time

Printed: Friday, February 23, 2018 10:57:33 Pacific Standard Time

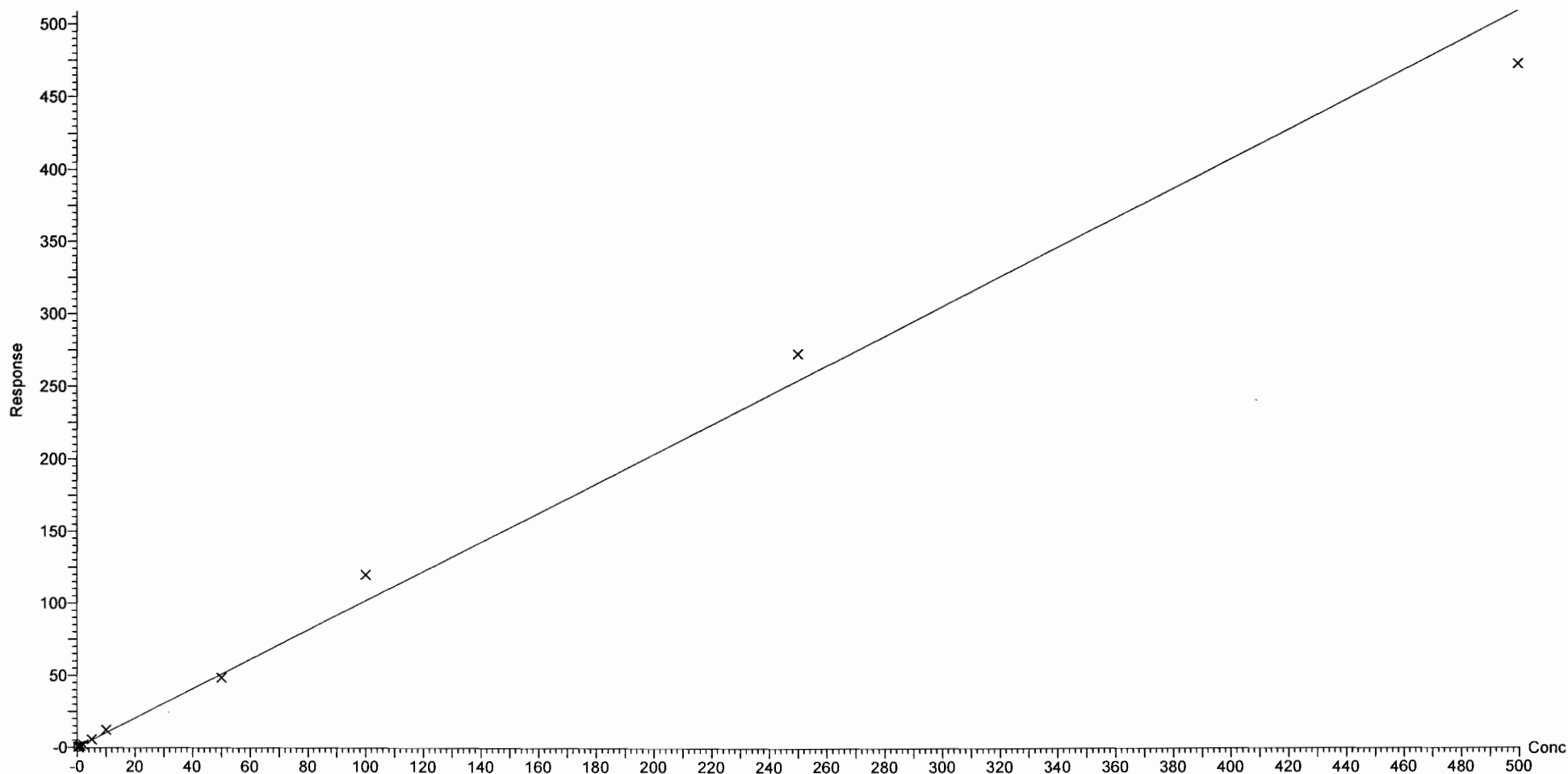
Compound name: PFUdA

Correlation coefficient: $r = 0.995746$, $r^2 = 0.991510$

Calibration curve: $1.01713 * x + 0.0911157$

Response type: Internal Std (Ref 47), Area * (IS Conc. / IS Area)

Curve type: Linear, Origin: Exclude, Weighting: 1/x, Axis trans: None



Dataset: F:\Projects\PFAS.PRO\Results\180222M1\180222M1-CRV.qld

Last Altered: Friday, February 23, 2018 09:51:26 Pacific Standard Time

Printed: Friday, February 23, 2018 10:11:21 Pacific Standard Time

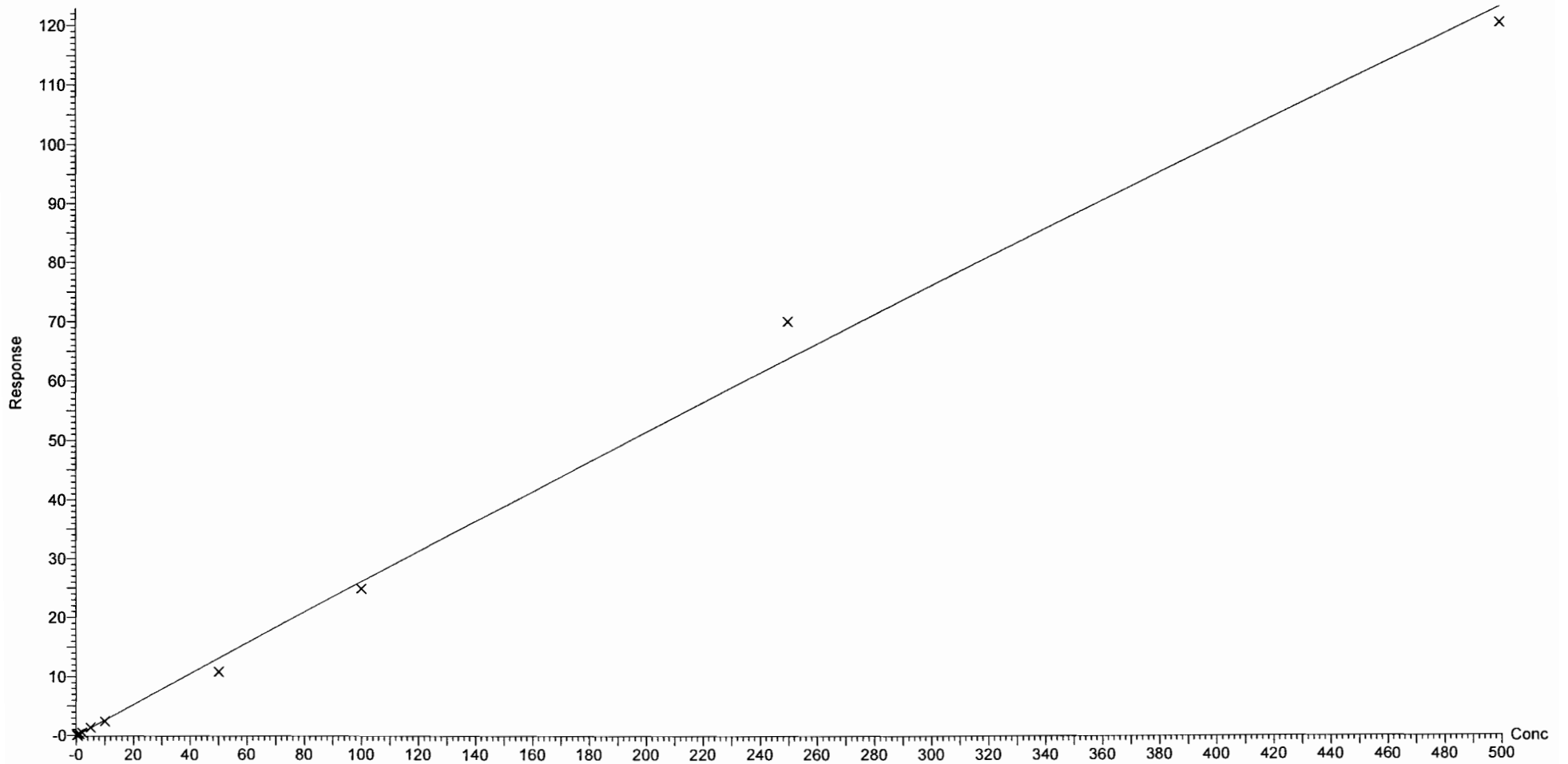
Compound name: PFDS

Coefficient of Determination: $R^2 = 0.994780$

Calibration curve: $-3.76554e-005 * x^2 + 0.264598 * x + -0.0325716$

Response type: Internal Std (Ref 47), Area * (IS Conc. / IS Area)

Curve type: 2nd Order, Origin: Exclude, Weighting: 1/x, Axis trans: None



Dataset: F:\Projects\PFAS.PRO\Results\180222M1\180222M1-CRV.qld

Last Altered: Friday, February 23, 2018 09:51:26 Pacific Standard Time

Printed: Friday, February 23, 2018 10:11:21 Pacific Standard Time

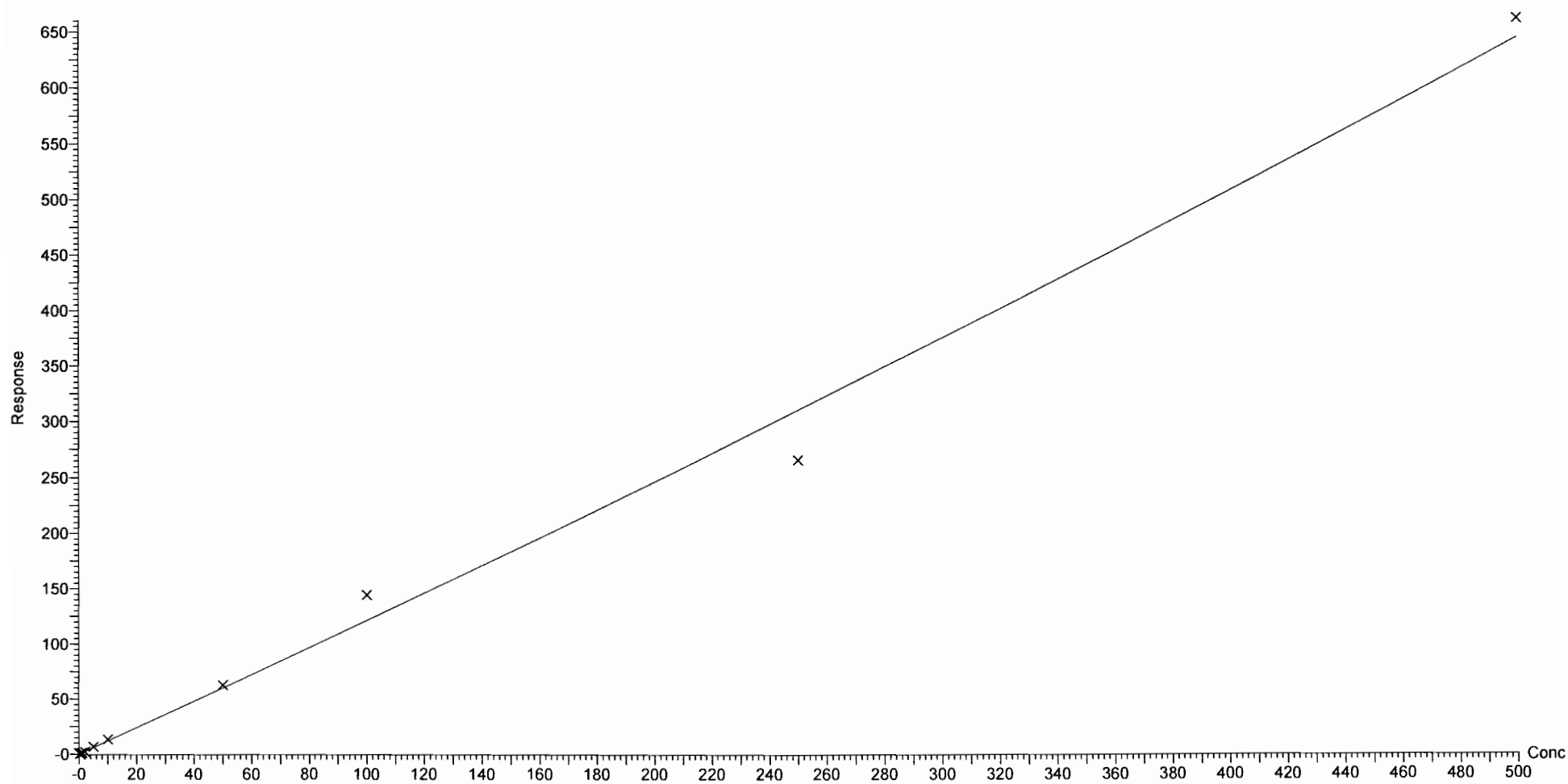
Compound name: PFDoA

Coefficient of Determination: $R^2 = 0.990158$

Calibration curve: $0.000184463 * x^2 + 1.19434 * x + 0.0155434$

Response type: Internal Std (Ref 48), Area * (IS Conc. / IS Area)

Curve type: 2nd Order, Origin: Exclude, Weighting: 1/x, Axis trans: None



Dataset: F:\Projects\PFAS.PRO\Results\180222M1\180222M1-CRV.qld

Last Altered: Friday, February 23, 2018 09:51:26 Pacific Standard Time

Printed: Friday, February 23, 2018 10:11:21 Pacific Standard Time

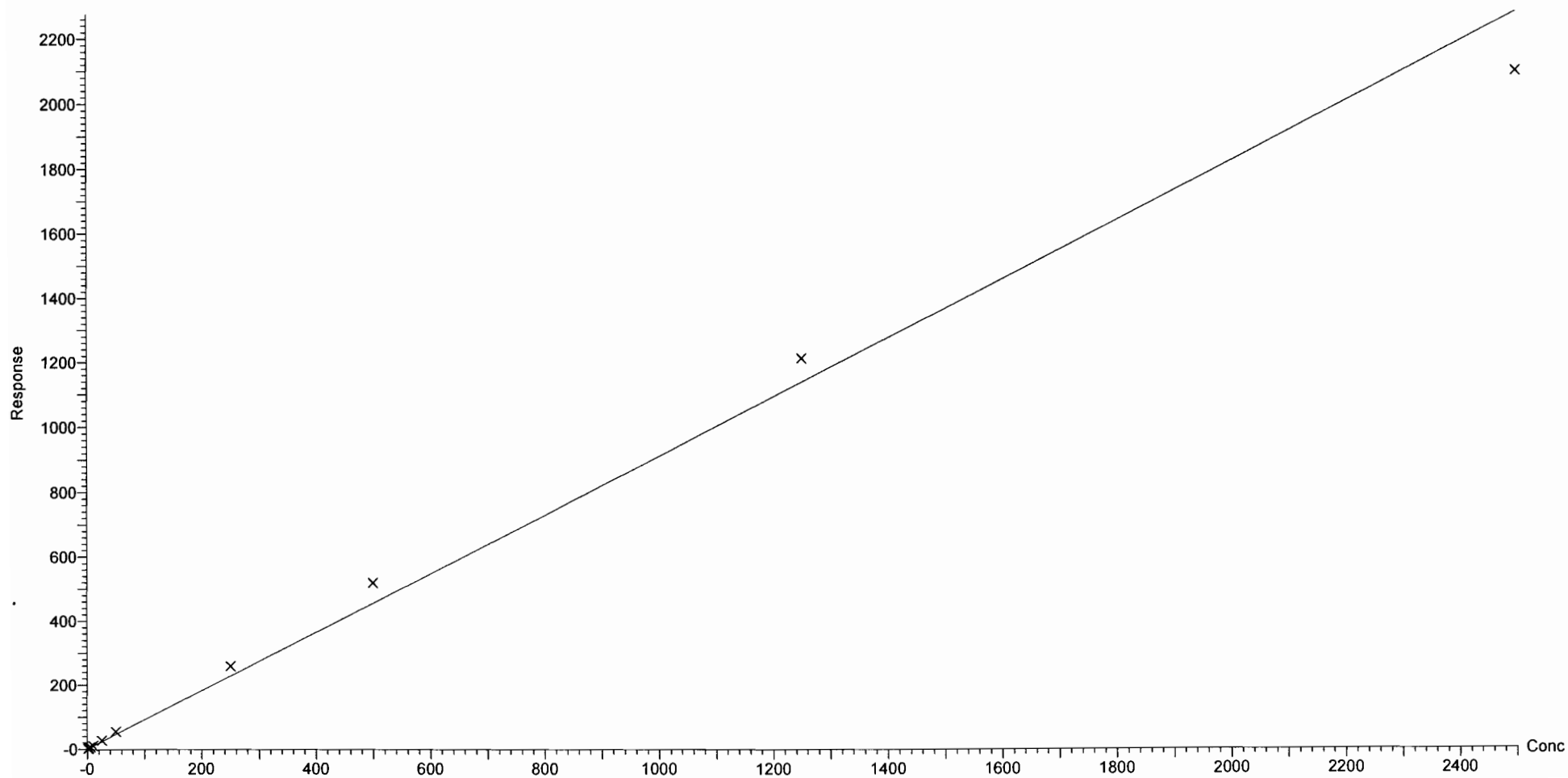
Compound name: N-MeFOSA

Correlation coefficient: $r = 0.995786$, $r^2 = 0.991590$

Calibration curve: $0.910019 * x + 0.602227$

Response type: Internal Std (Ref 49), Area * (IS Conc. / IS Area)

Curve type: Linear, Origin: Include, Weighting: 1/x, Axis trans: None



Dataset: F:\Projects\PFAS.PRO\Results\180222M1\180222M1-CRV.qld

Last Altered: Friday, February 23, 2018 09:51:26 Pacific Standard Time

Printed: Friday, February 23, 2018 10:11:21 Pacific Standard Time

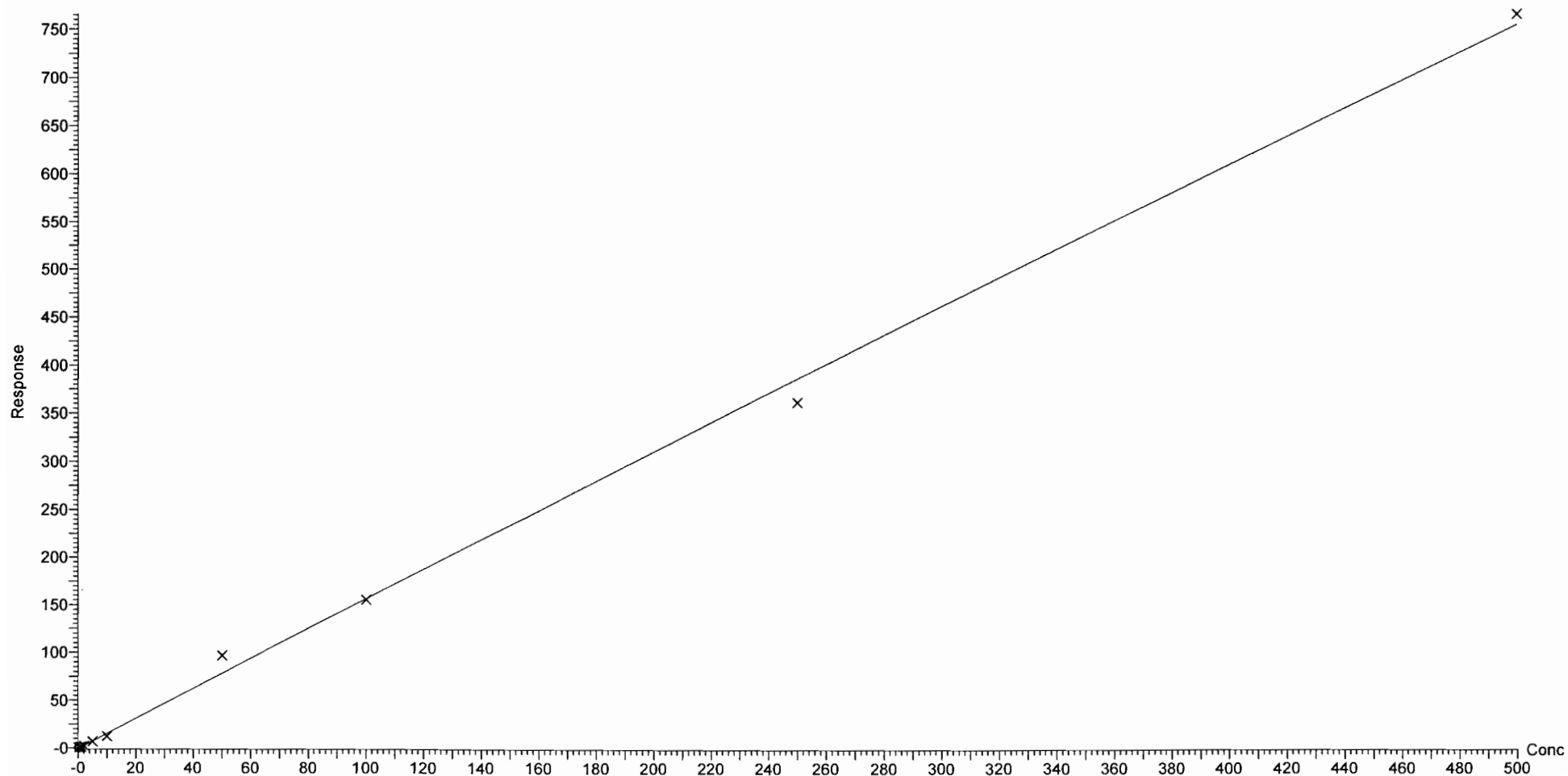
Compound name: PFTTrDA

Coefficient of Determination: $R^2 = 0.994978$

Calibration curve: $-0.000156418 * x^2 + 1.5893 * x + -0.627843$

Response type: Internal Std (Ref 48), Area * (IS Conc. / IS Area)

Curve type: 2nd Order, Origin: Exclude, Weighting: 1/x, Axis trans: None



Dataset: F:\Projects\PFAS.PRO\Results\180222M1\180222M1-CRV.qld

Last Altered: Friday, February 23, 2018 10:36:15 Pacific Standard Time

Printed: Friday, February 23, 2018 10:37:05 Pacific Standard Time

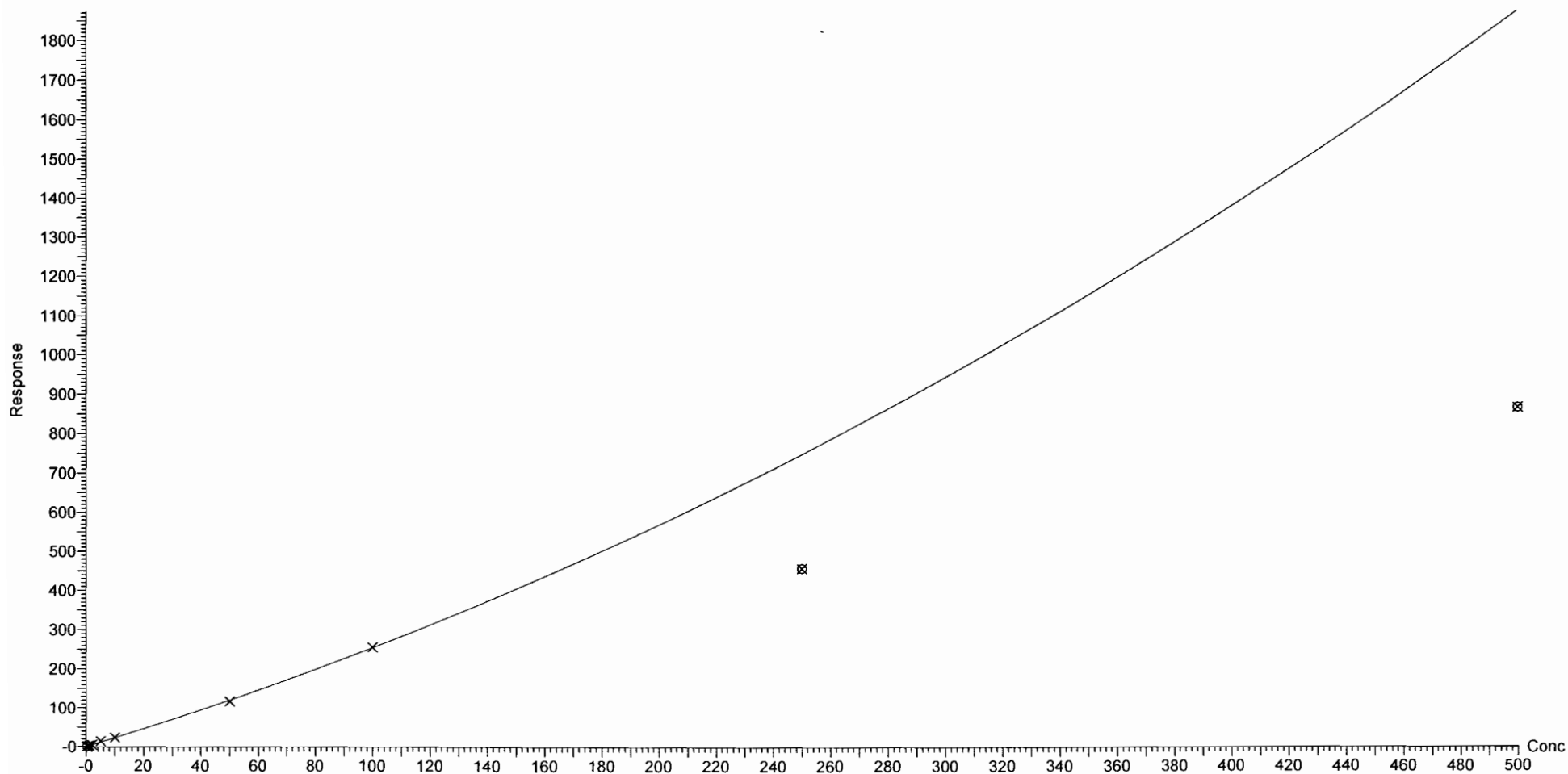
Compound name: PFTeDA

Coefficient of Determination: $R^2 = 0.998763$

Calibration curve: $0.00300664 * x^2 + 2.23986 * x + 0.352343$

Response type: Internal Std (Ref 50), Area * (IS Conc. / IS Area)

Curve type: 2nd Order, Origin: Exclude, Weighting: 1/x, Axis trans: None



Dataset: F:\Projects\PFAS.PRO\Results\180222M1\180222M1-CRV.qld

Last Altered: Friday, February 23, 2018 09:51:26 Pacific Standard Time

Printed: Friday, February 23, 2018 10:11:21 Pacific Standard Time

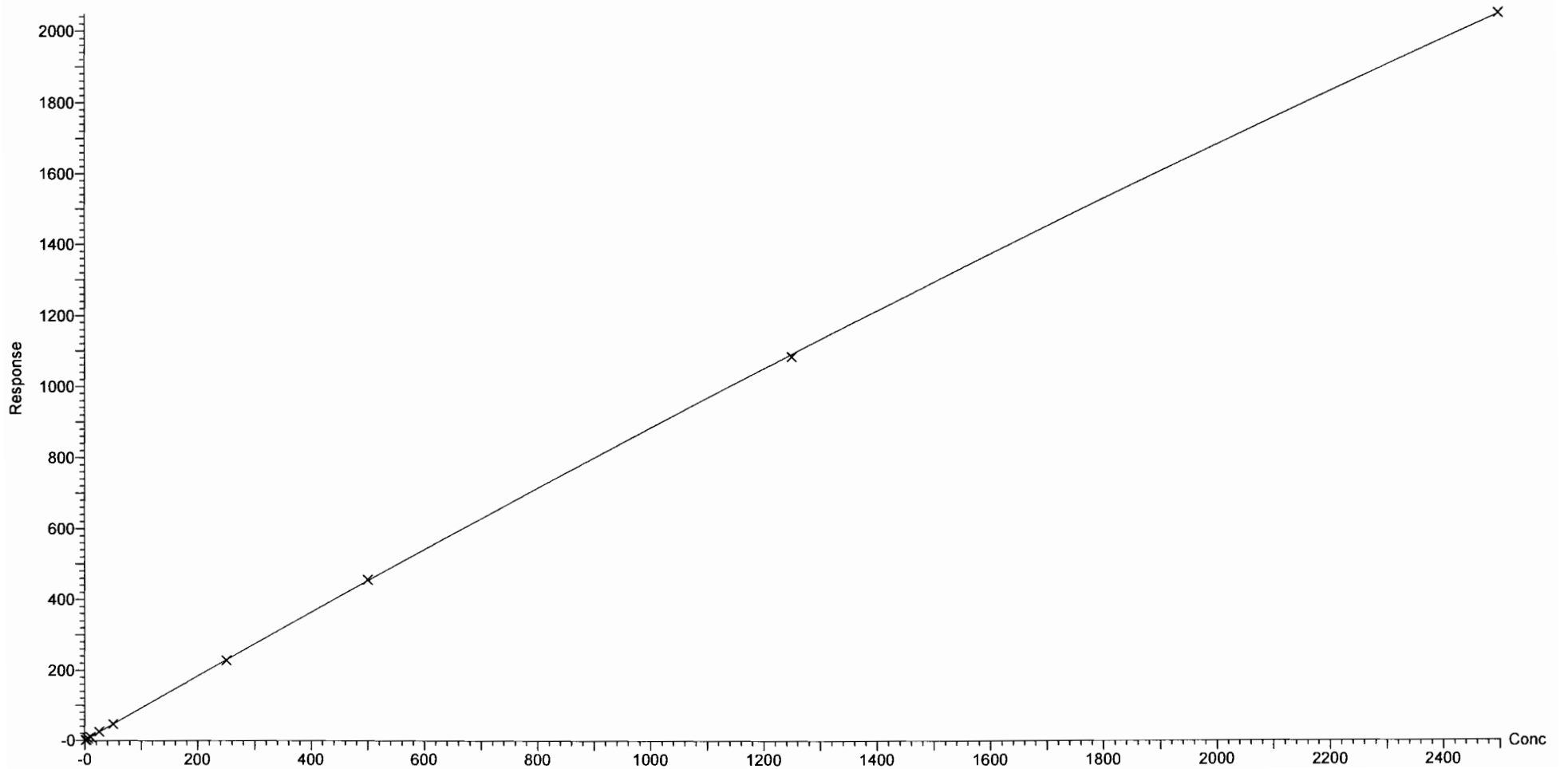
Compound name: N-EtFOSA

Coefficient of Determination: $R^2 = 0.999957$

Calibration curve: $-4.40835e-005 * x^2 + 0.927791 * x + 0.174055$

Response type: Internal Std (Ref 51), Area * (IS Conc. / IS Area)

Curve type: 2nd Order, Origin: Exclude, Weighting: 1/x, Axis trans: None



Dataset: F:\Projects\PFAS.PRO\Results\180222M1\180222M1-CRV.qld

Last Altered: Friday, February 23, 2018 09:51:26 Pacific Standard Time

Printed: Friday, February 23, 2018 10:11:21 Pacific Standard Time

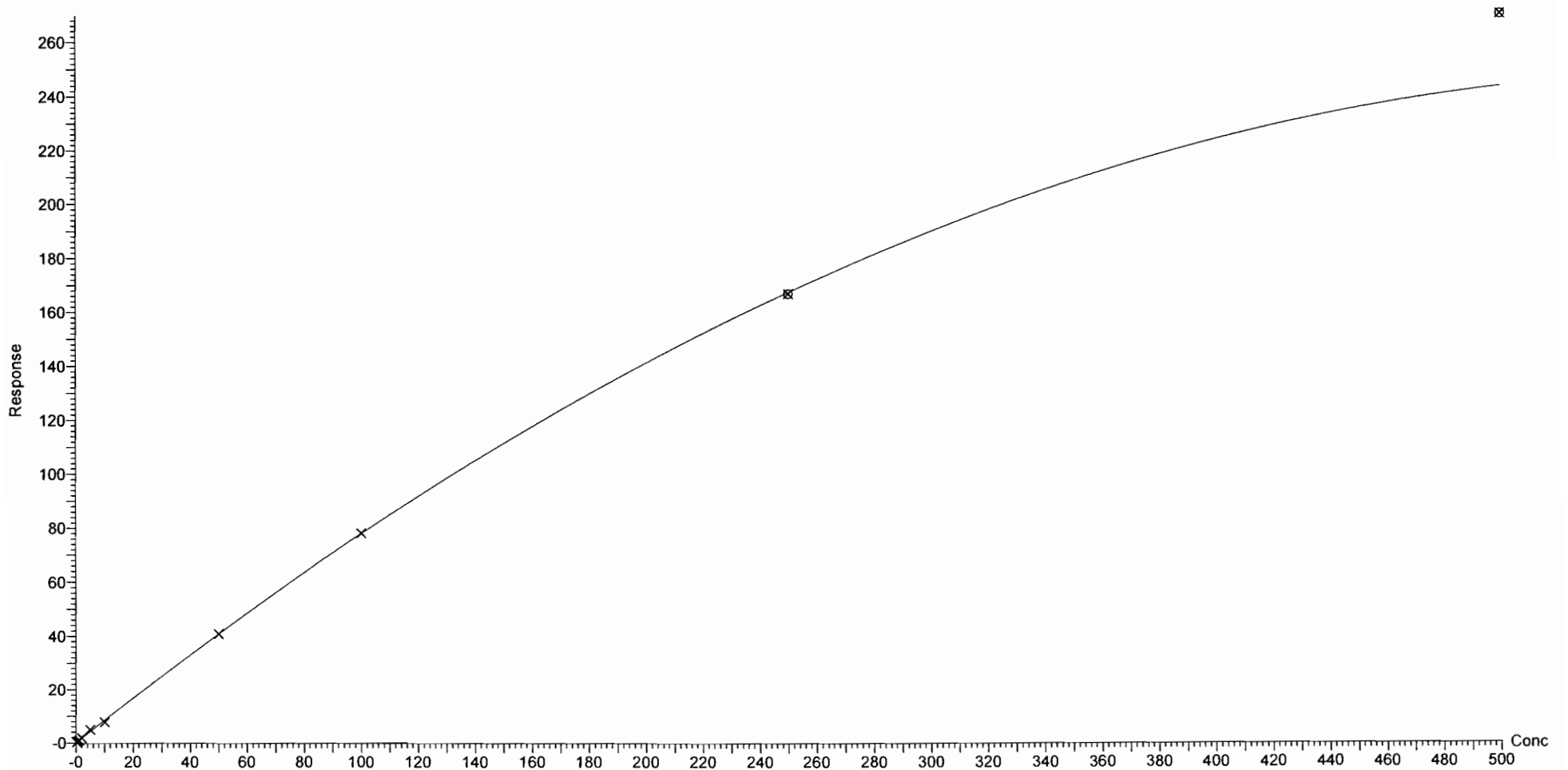
Compound name: PFODA

Coefficient of Determination: $R^2 = 0.998259$

Calibration curve: $-0.000732256 * x^2 + 0.852724 * x + 0.0282819$

Response type: Internal Std (Ref 52), Area * (IS Conc. / IS Area)

Curve type: 2nd Order, Origin: Include, Weighting: 1/x, Axis trans: None



Dataset: F:\Projects\PFAS.PRO\Results\180222M1\180222M1-CRV.qld

Last Altered: Friday, February 23, 2018 09:51:26 Pacific Standard Time

Printed: Friday, February 23, 2018 10:11:21 Pacific Standard Time

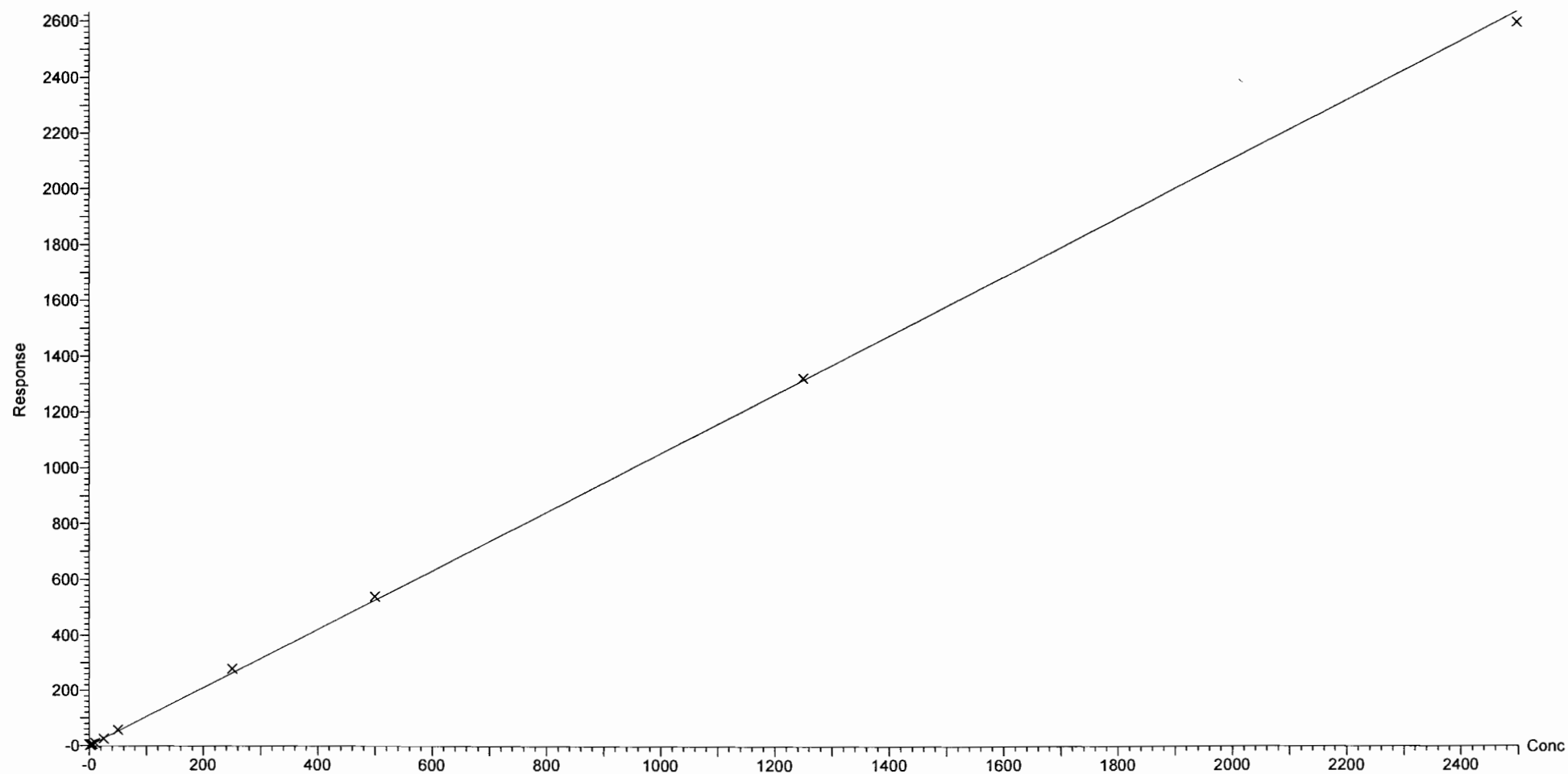
Compound name: N-MeFOSE

Correlation coefficient: $r = 0.999754$, $r^2 = 0.999507$

Calibration curve: $1.05258 * x + -0.221519$

Response type: Internal Std (Ref 53), Area * (IS Conc. / IS Area)

Curve type: Linear, Origin: Exclude, Weighting: 1/x, Axis trans: None



Dataset: F:\Projects\PFAS.PRO\Results\180222M1\180222M1-CRV.qld

Last Altered: Friday, February 23, 2018 09:51:26 Pacific Standard Time

Printed: Friday, February 23, 2018 10:11:21 Pacific Standard Time

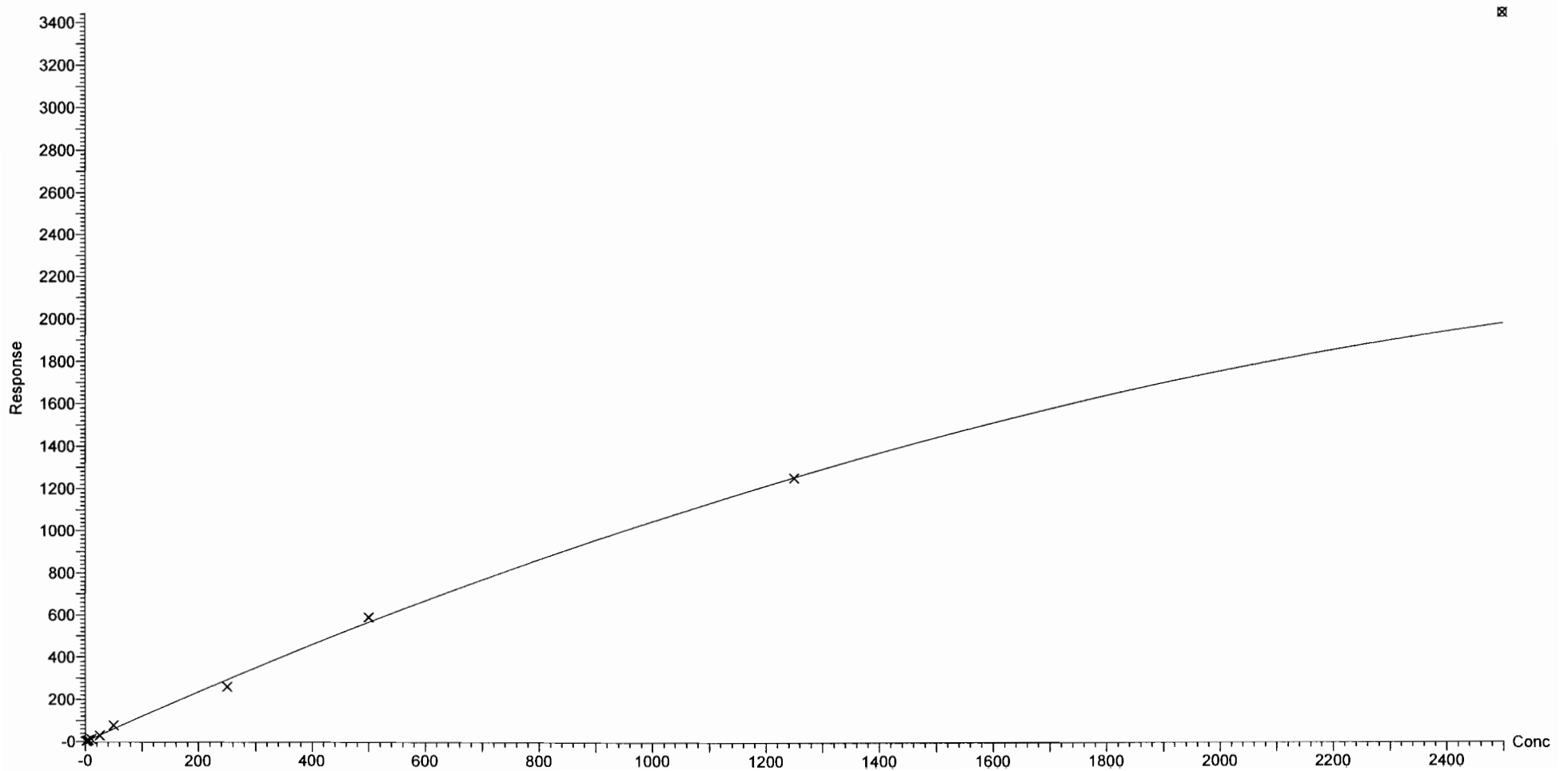
Compound name: N-EtFOSE

Coefficient of Determination: $R^2 = 0.995534$

Calibration curve: $-0.000170771 * x^2 + 1.21802 * x + 0.319157$

Response type: Internal Std (Ref 54), Area * (IS Conc. / IS Area)

Curve type: 2nd Order, Origin: Exclude, Weighting: 1/x, Axis trans: None



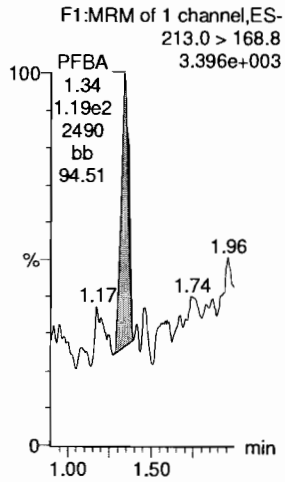
Dataset: F:\Projects\PFAS.PRO\Results\180222M1\180222M1-CRV.qld

Last Altered: Friday, February 23, 2018 10:30:46 Pacific Standard Time
Printed: Friday, February 23, 2018 10:31:51 Pacific Standard Time

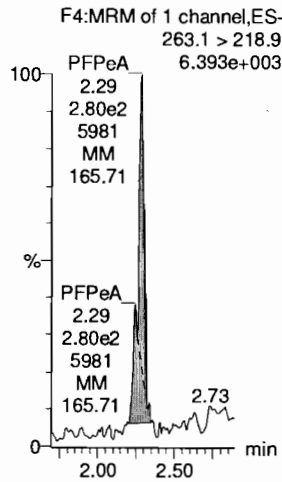
Method: F:\Projects\PFAS.PRO\MethDB\PFAS_FULL_80C_022218.mdb 23 Feb 2018 08:58:55
Calibration: F:\Projects\PFAS.PRO\CurveDB\C18_VAL-PFAS_Q4_02-22-18-FULL.cdb 23 Feb 2018 10:30:46

Name: 180222M1_2, Date: 22-Feb-2018, Time: 14:38:45, ID: ST180222M1-1 PFC CS-2 18B0810, Description: PFC CS-2 18B0810

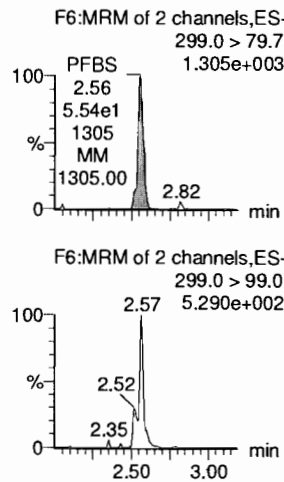
PFBA



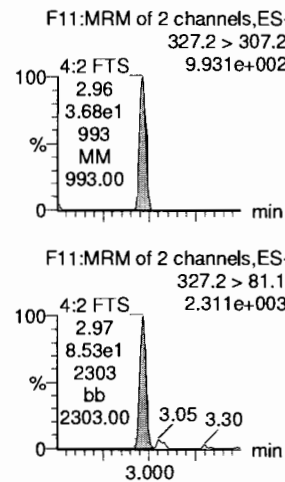
PFPeA



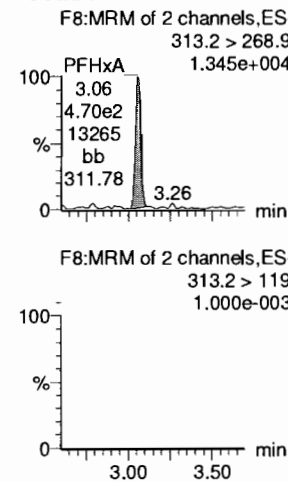
PFBS



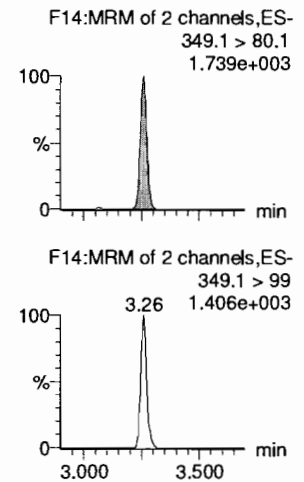
4:2 FTS



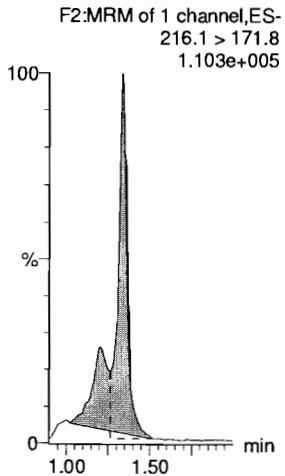
PFHxA



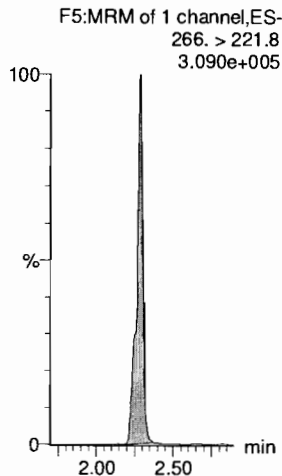
PFPeS



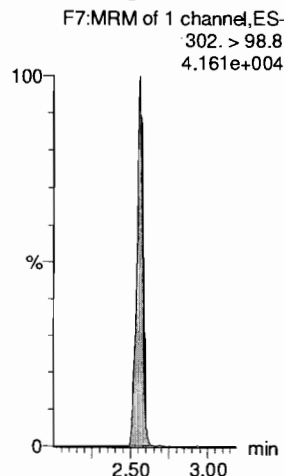
13C3-PFBA



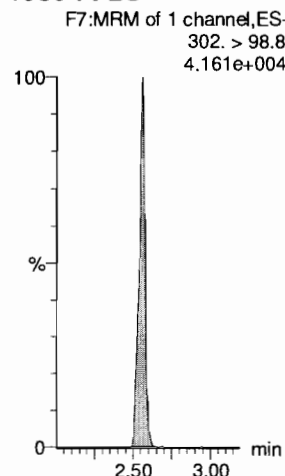
13C3-PFPeA



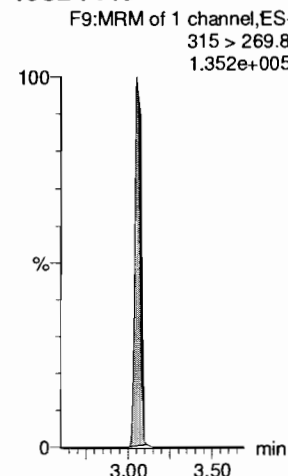
13C3-PFBS



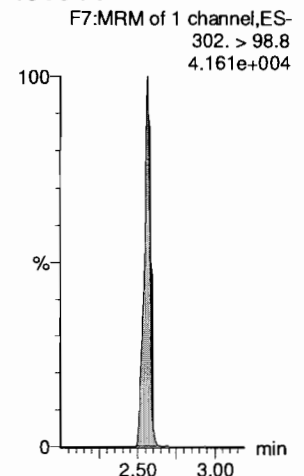
13C3-PFBS



13C2-PFHxA



13C3-PFBS



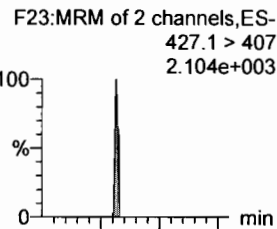
Dataset: F:\Projects\PFAS.PRO\Results\180222M1\180222M1-CRV.qld

Last Altered: Friday, February 23, 2018 09:51:26 Pacific Standard Time

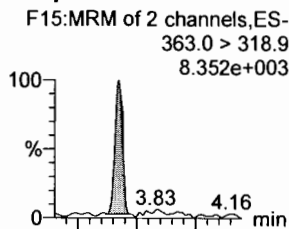
Printed: Friday, February 23, 2018 10:09:40 Pacific Standard Time

Name: 180222M1_2, Date: 22-Feb-2018, Time: 14:38:45, ID: ST180222M1-1 PFC CS-2 18B0810, Description: PFC CS-2 18B0810

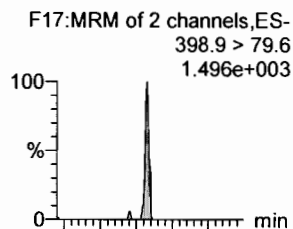
6:2 FTS



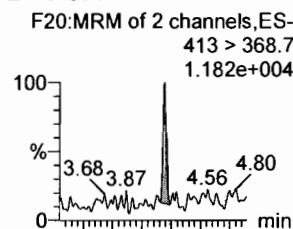
PFHpA



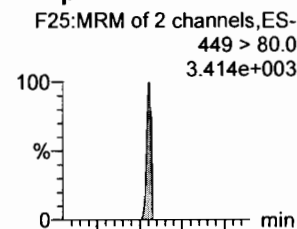
L-PFHxS



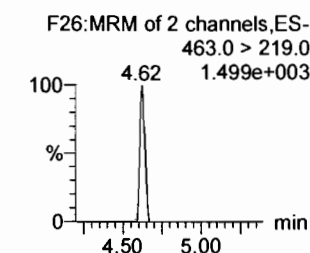
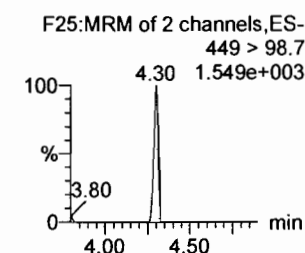

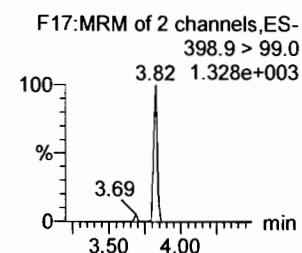
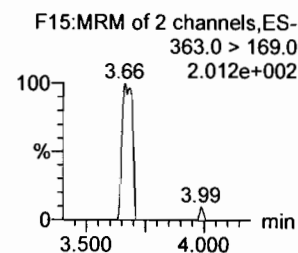
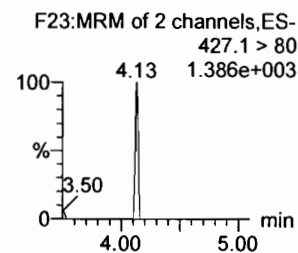
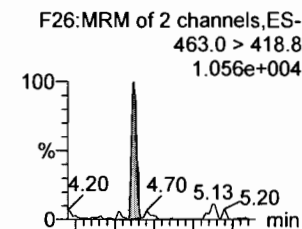
L-PFOA




PFHpS



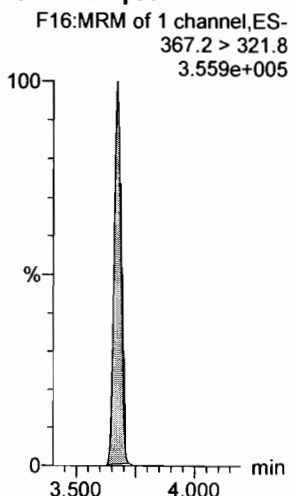
PFNA



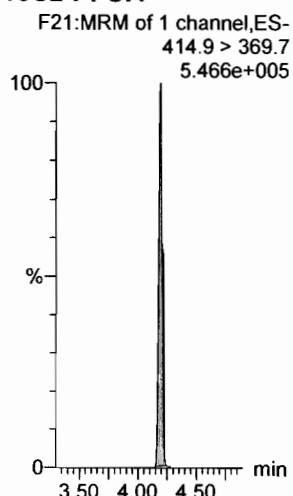
1802-PFHxS



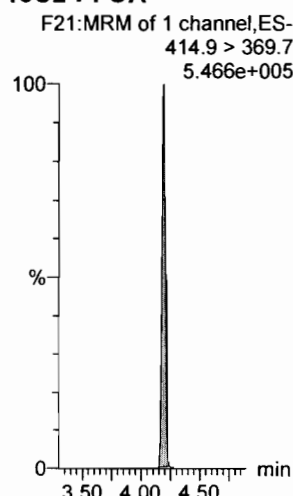
13C4-PFHpA



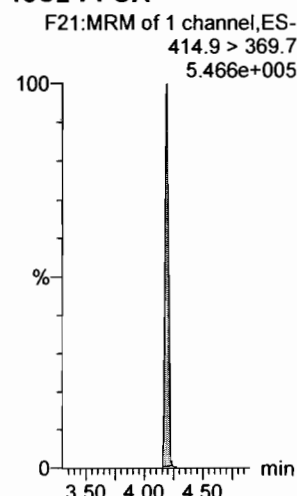
13C2-PFOA



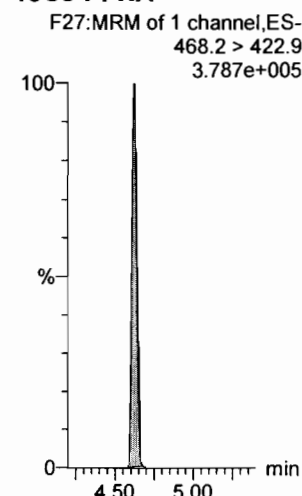
13C2-PFOA



13C2-PFOA



13C5-PFNA



Dataset: F:\Projects\PFAS.PRO\Results\180222M1\180222M1-CRV.qld

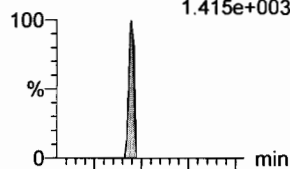
Last Altered: Friday, February 23, 2018 09:51:26 Pacific Standard Time

Printed: Friday, February 23, 2018 10:09:40 Pacific Standard Time

Name: 180222M1_2, Date: 22-Feb-2018, Time: 14:38:45, ID: ST180222M1-1 PFC CS-2 18B0810, Description: PFC CS-2 18B0810

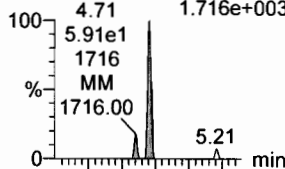
PFOSA

F29:MRM of 4 channels,ES-
498.1 > 77.8
1.415e+003



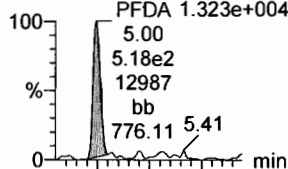
L-PFOS

F31:MRM of 2 channels,ES-
L-PFOS 499 > 79.9
1.716e+003



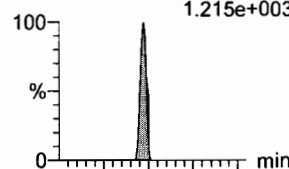
PFDA

F36:MRM of 2 channels,ES-
513 > 468.8
1.323e+004



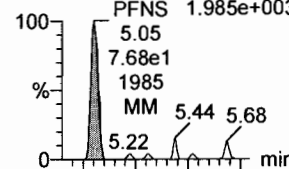
8:2 FTS

F41:MRM of 2 channels,ES-
527 > 506.9
1.215e+003



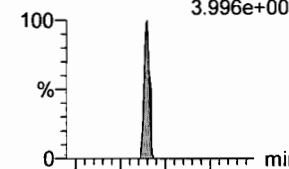
PFNS

F44:MRM of 2 channels,ES-
549.1 > 80.1
1.985e+003

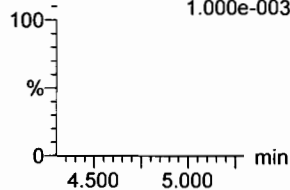


N-MeFOSAA

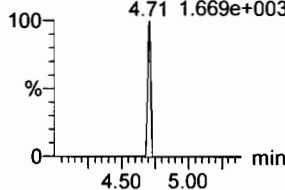
F47:MRM of 2 channels,ES-
570.1 > 419
3.996e+003



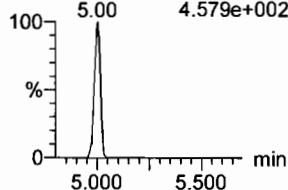
F29:MRM of 4 channels,ES-
498.1 > 478
1.000e-003



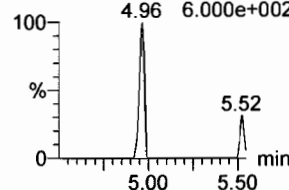
F31:MRM of 2 channels,ES-
499 > 99
1.669e+003



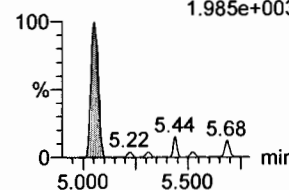
F36:MRM of 2 channels,ES-
513 > 219
4.579e+002



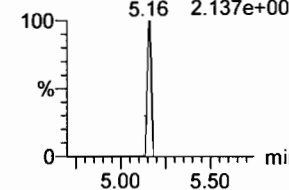
F41:MRM of 2 channels,ES-
527 > 80
6.000e+002



F44:MRM of 2 channels,ES-
549.1 > 80.1
1.985e+003

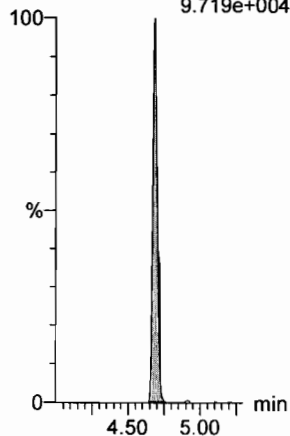


F47:MRM of 2 channels,ES-
570.1 > 483.0
2.137e+002



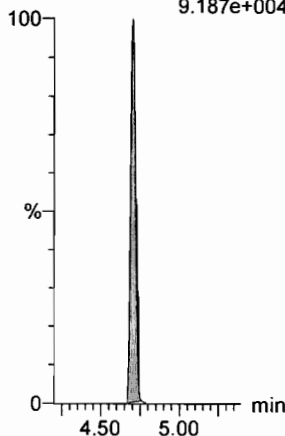
13C8-PFOSA

F33:MRM of 1 channel,ES-
506.1 > 77.7
9.719e+004



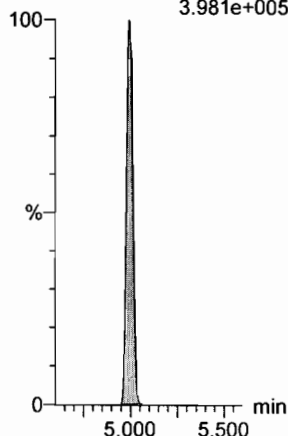
13C8-PFOS

F34:MRM of 1 channel,ES-
507.0 > 79.9
9.187e+004



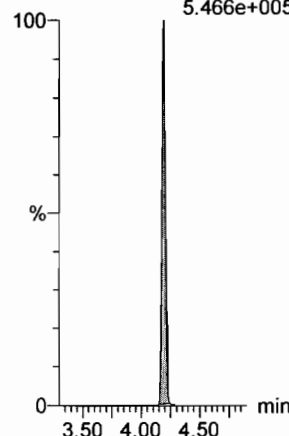
13C2-PFDA

F37:MRM of 1 channel,ES-
515.1 > 469.9
3.981e+005



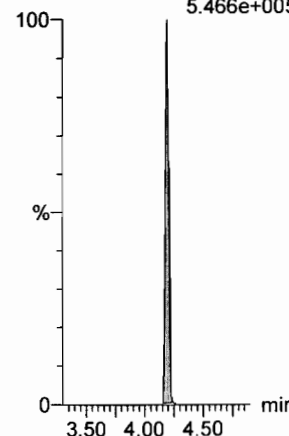
13C2-PFOA

F21:MRM of 1 channel,ES-
414.9 > 369.7
5.466e+005



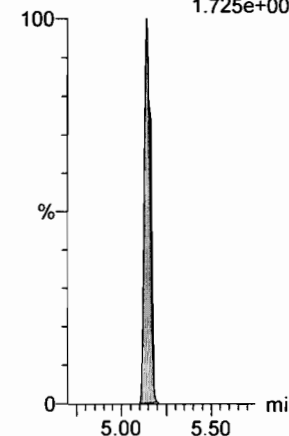
13C2-PFOA

F21:MRM of 1 channel,ES-
414.9 > 369.7
5.466e+005



d3-N-MeFOSAA

F49:MRM of 1 channel,ES-
573.3 > 419
1.725e+005

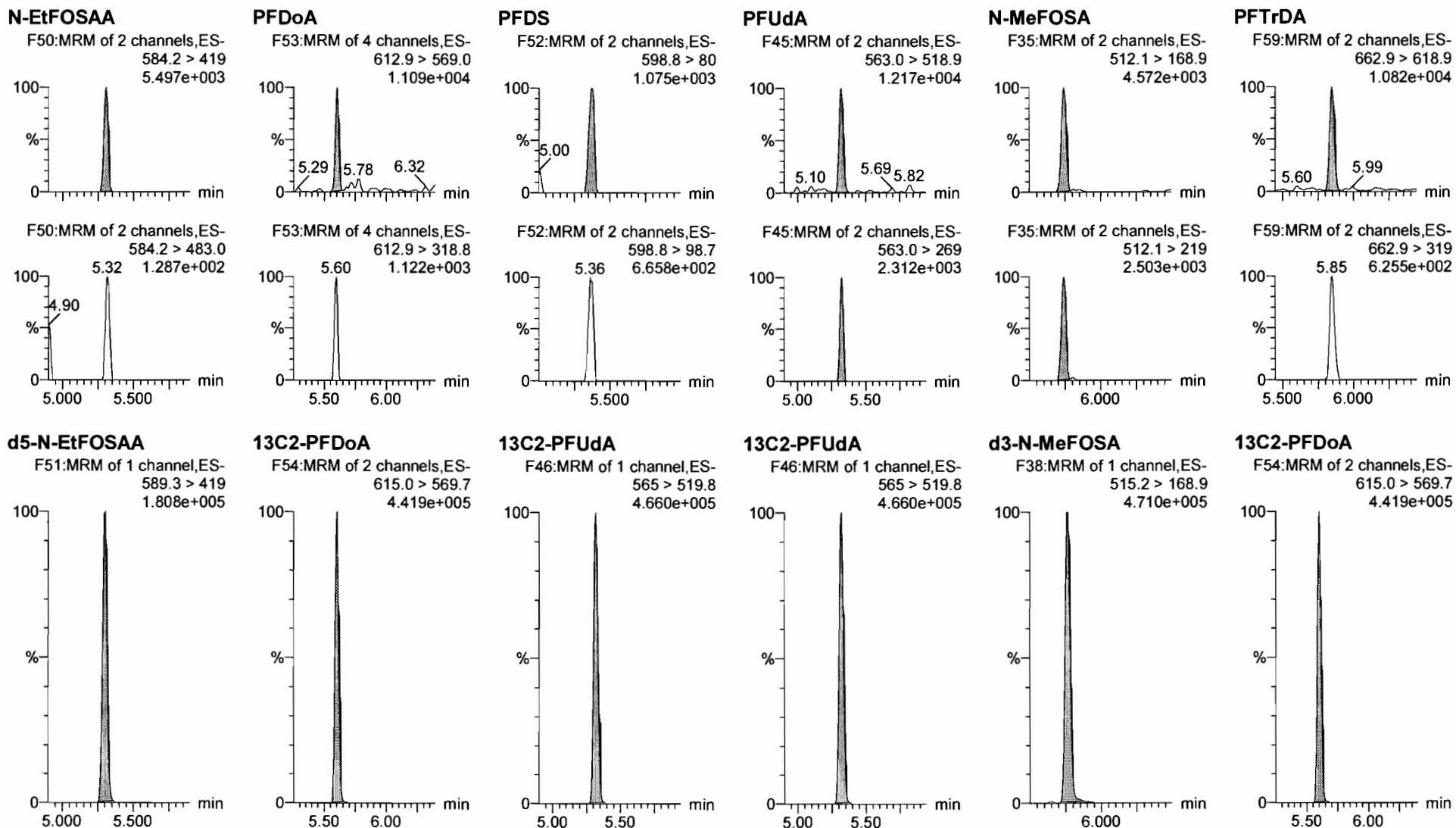


Dataset: F:\Projects\PFAS.PRO\Results\180222M1\180222M1-CRV.qld

Last Altered: Friday, February 23, 2018 09:51:26 Pacific Standard Time

Printed: Friday, February 23, 2018 10:09:40 Pacific Standard Time

Name: 180222M1_2, Date: 22-Feb-2018, Time: 14:38:45, ID: ST180222M1-1 PFC CS-2 18B0810, Description: PFC CS-2 18B0810



Dataset: F:\Projects\PFAS.PRO\Results\180222M1\180222M1-CRV.qld

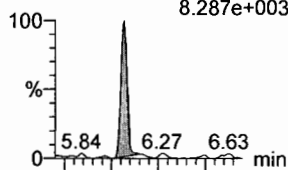
Last Altered: Friday, February 23, 2018 09:51:26 Pacific Standard Time

Printed: Friday, February 23, 2018 10:09:40 Pacific Standard Time

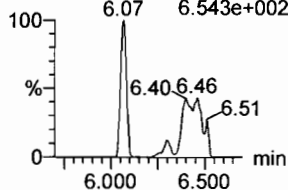
Name: 180222M1_2, Date: 22-Feb-2018, Time: 14:38:45, ID: ST180222M1-1 PFC CS-2 18B0810, Description: PFC CS-2 18B0810

PFTeDA

F60:MRM of 2 channels,ES-
712.9 > 668.8
8.287e+003

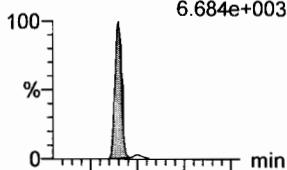


F60:MRM of 2 channels,ES-
712.9 > 369
6.543e+002

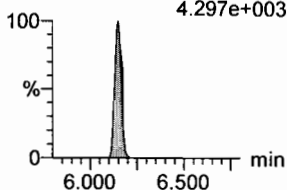


N-EtFOSA

F40:MRM of 2 channels,ES-
526.1 > 168.9
6.684e+003

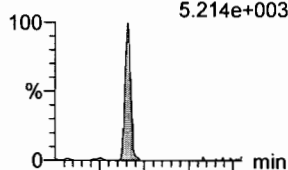


F40:MRM of 2 channels,ES-
526.1 > 219
4.297e+003

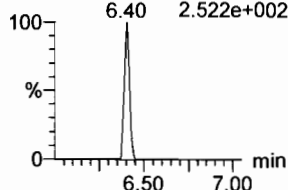


PFHxDA

F62:MRM of 2 channels,ES-
813.1 > 768.6
5.214e+003

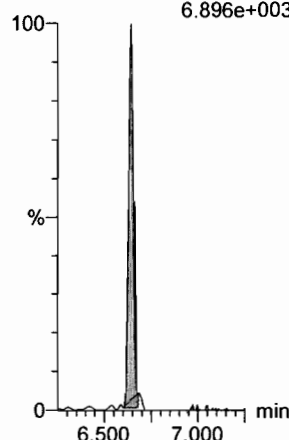


F62:MRM of 2 channels,ES-
813.1 > 219
2.522e+002



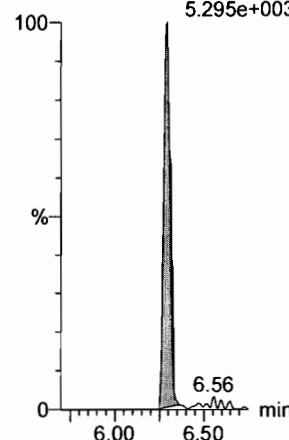
PFODA

F64:MRM of 1 channel,ES-
913.1 > 868.8
6.896e+003



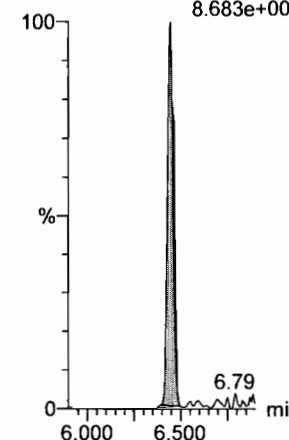
N-MeFOSE

F55:MRM of 1 channel,ES-
616.1 > 58.9
5.295e+003



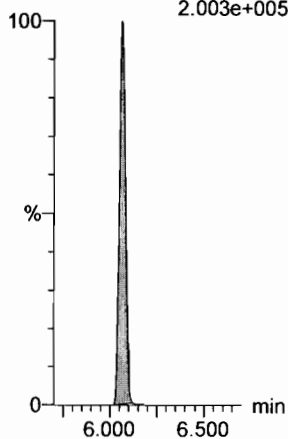
N-EtFOSE

F57:MRM of 1 channel,ES-
630.1 > 58.9
8.683e+003



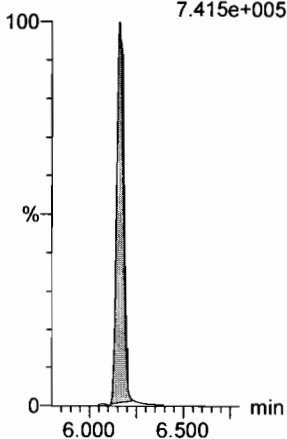
13C2-PFTeDA

F61:MRM of 2 channels,ES-
714.8 > 669.6
2.003e+005



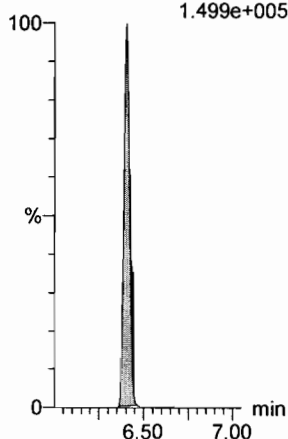
d5-N-ETFOSA

F43:MRM of 1 channel,ES-
531.1 > 168.9
7.415e+005



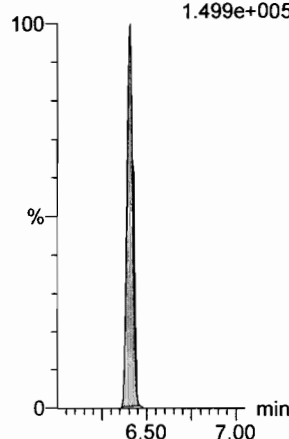
13C2-PFHxDA

F63:MRM of 1 channel,ES-
815 > 769.7
1.499e+005



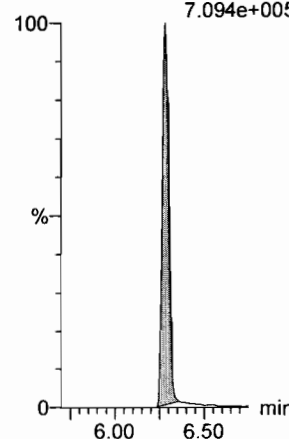
13C2-PFODA

F63:MRM of 1 channel,ES-
815 > 769.7
1.499e+005



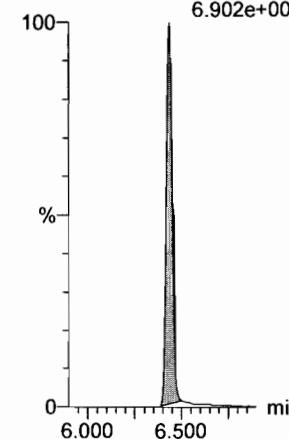
d7-N-MeFOSE

F56:MRM of 1 channel,ES-
623.1 > 58.9
7.094e+005



d9-N-EtFOSE

F58:MRM of 1 channel,ES-
639.2 > 58.8
6.902e+005

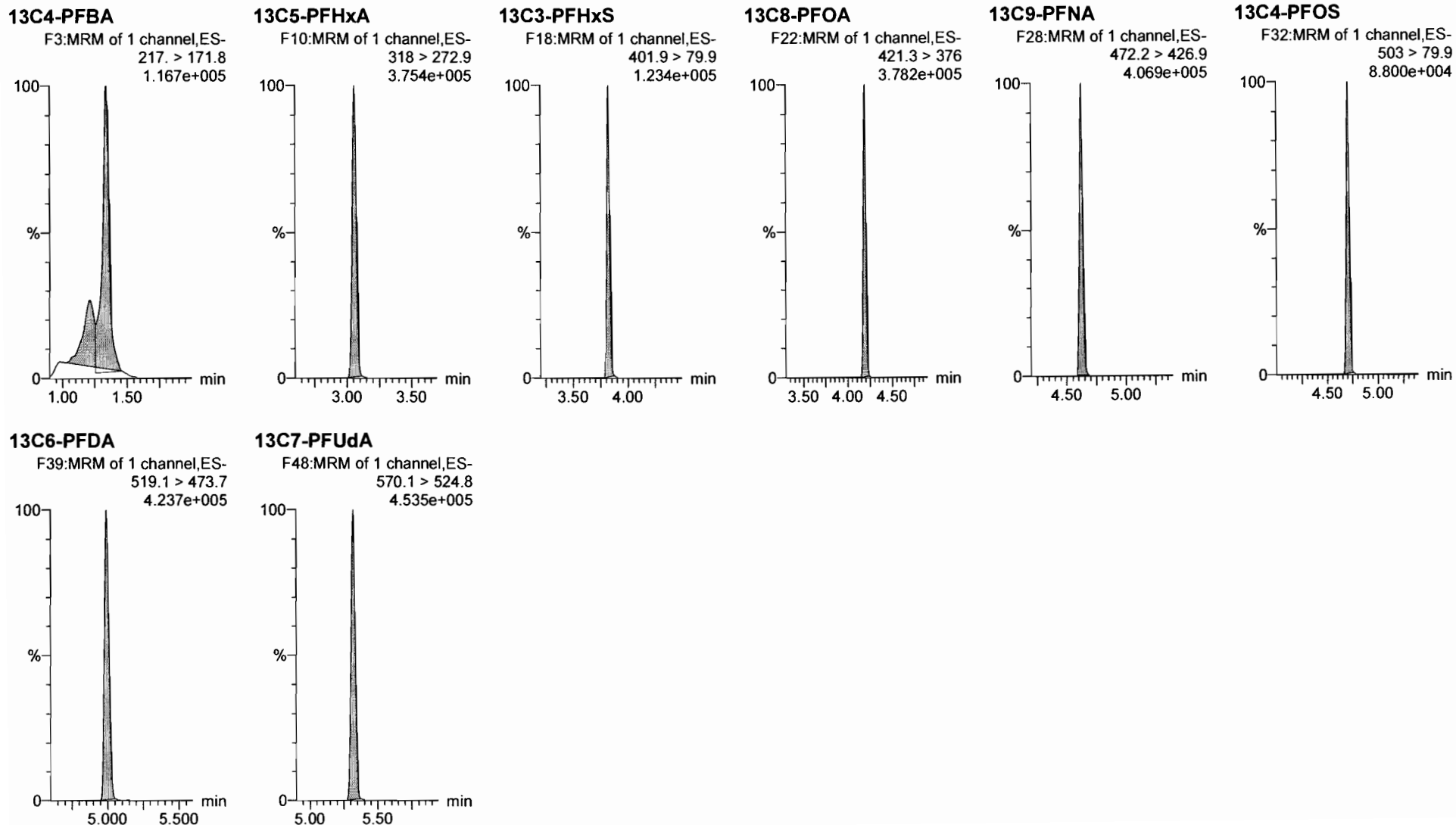


Dataset: F:\Projects\PFAS.PRO\Results\180222M1\180222M1-CRV.qld

Last Altered: Friday, February 23, 2018 09:51:26 Pacific Standard Time

Printed: Friday, February 23, 2018 10:09:40 Pacific Standard Time

Name: 180222M1_2, Date: 22-Feb-2018, Time: 14:38:45, ID: ST180222M1-1 PFC CS-2 18B0810, Description: PFC CS-2 18B0810

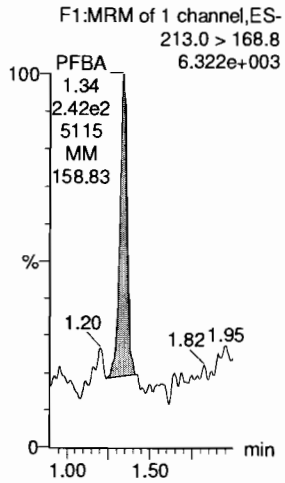


Dataset: F:\Projects\PFAS.PRO\Results\180222M1\180222M1-CRV.qld


Last Altered: Friday, February 23, 2018 10:30:46 Pacific Standard Time
Printed: Friday, February 23, 2018 10:31:51 Pacific Standard Time

Name: 180222M1_3, Date: 22-Feb-2018, Time: 14:50:11, ID: ST180222M1-2 PFC CS-1 18B0811, Description: PFC CS-1 18B0811

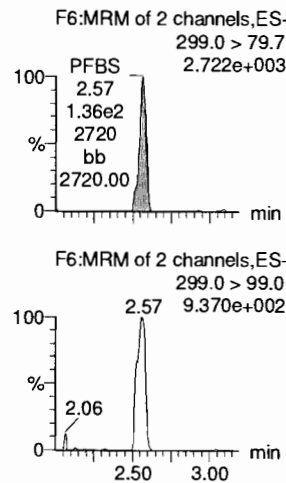
PFBA



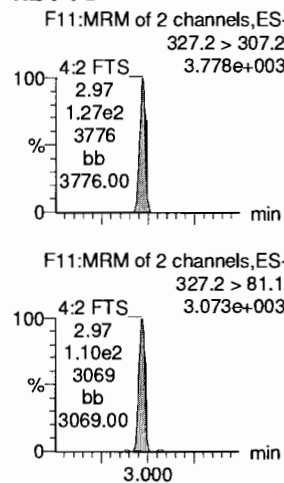
PFPeA



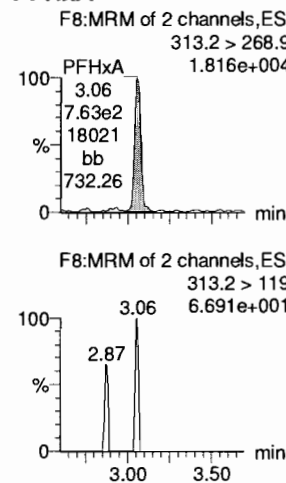
PFBS



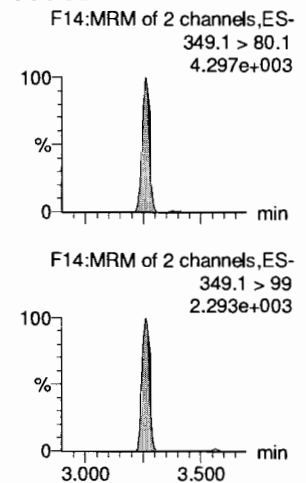
4:2 FTS



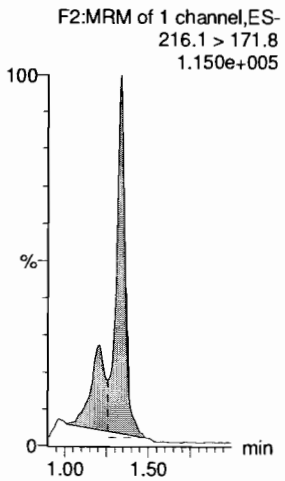
PFHxA



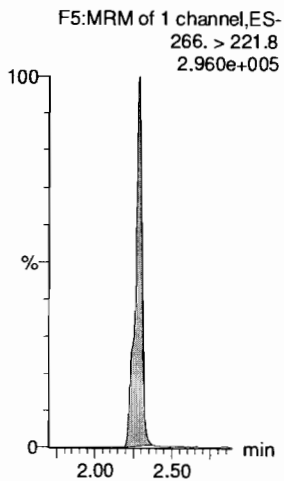
PFPeS



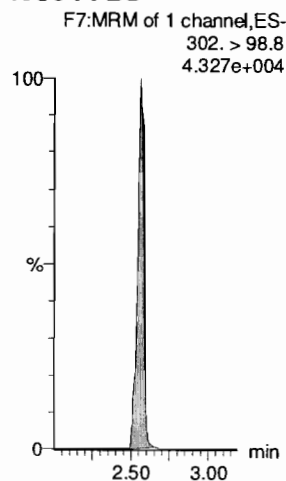
13C3-PFBA



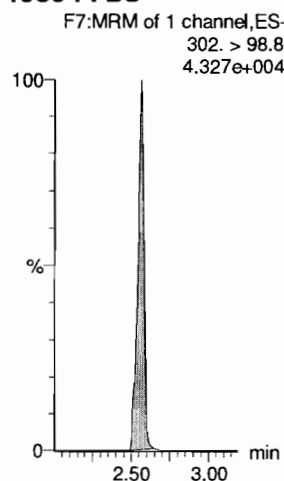
13C3-PFPeA



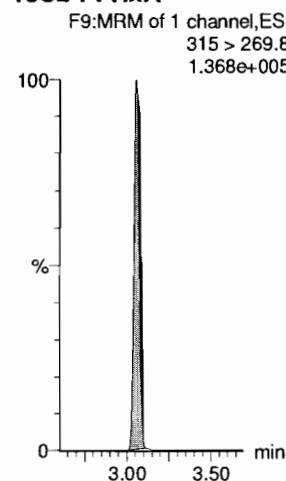
13C3-PFBS



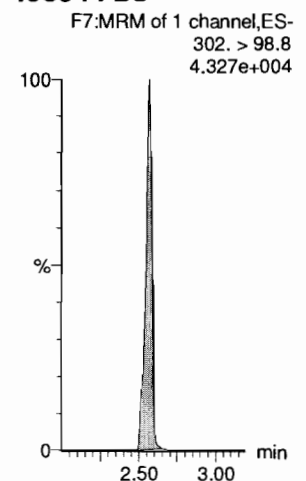
13C3-PFBS



13C2-PFHxA



13C3-PFBS



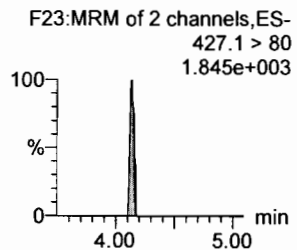
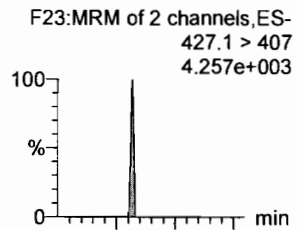
Dataset: F:\Projects\PFAS.PRO\Results\180222M1\180222M1-CRV.qld

Last Altered: Friday, February 23, 2018 09:51:26 Pacific Standard Time

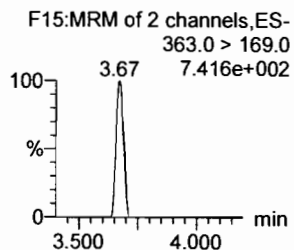
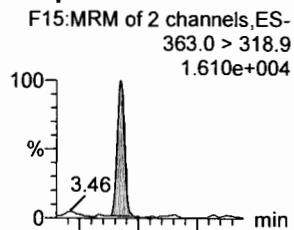
Printed: Friday, February 23, 2018 10:09:40 Pacific Standard Time

Name: 180222M1_3, Date: 22-Feb-2018, Time: 14:50:11, ID: ST180222M1-2 PFC CS-1 18B0811, Description: PFC CS-1 18B0811

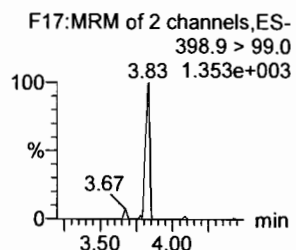
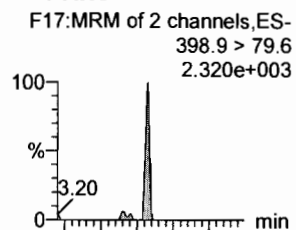
6:2 FTS



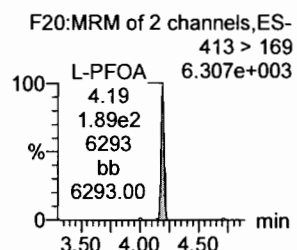
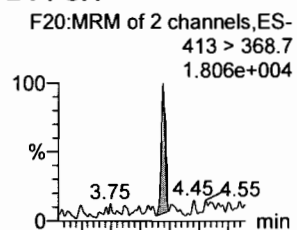
PFHpA



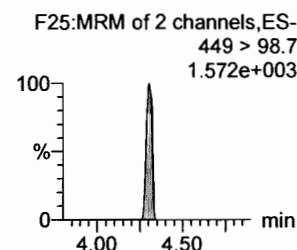
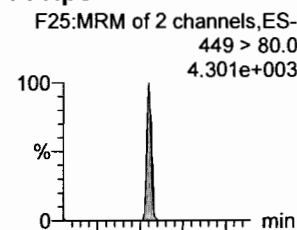
L-PFHxS



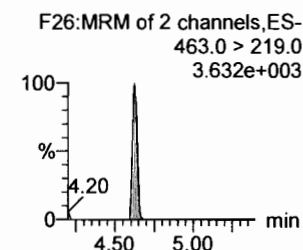
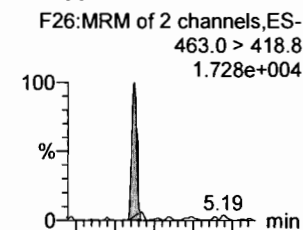
L-PFOA



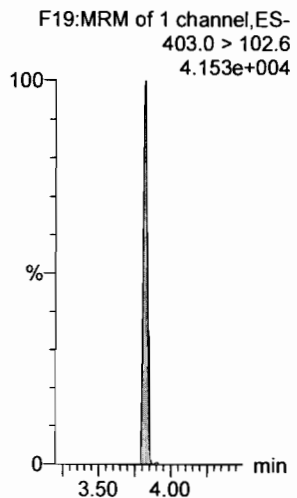
PFHpS



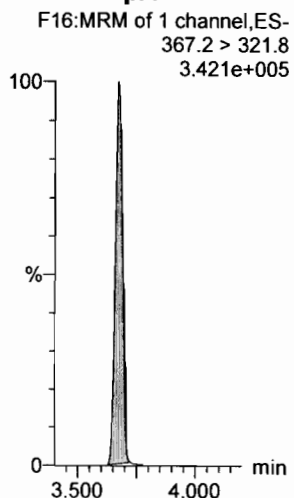
PFNA



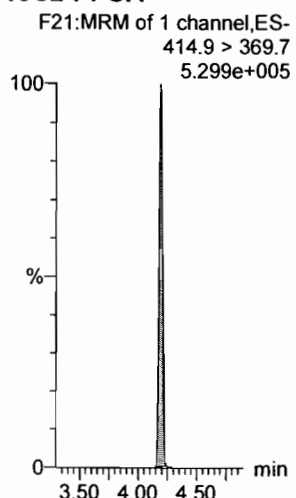
1802-PFHxS




13C4-PFHpA



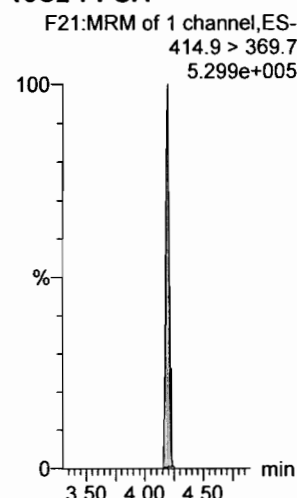
13C2-PFOA



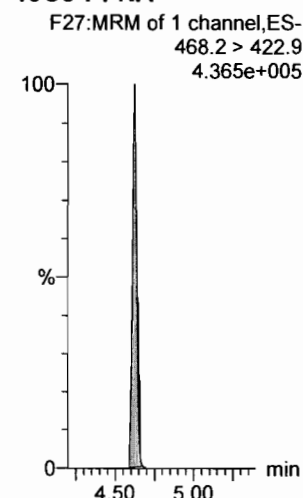
13C2-PFOA



13C2-PFOA



13C5-PFNA



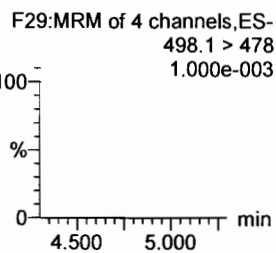
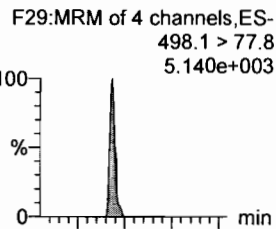
Dataset: F:\Projects\PFAS.PRO\Results\180222M1\180222M1-CRV.qld

Last Altered: Friday, February 23, 2018 09:51:26 Pacific Standard Time

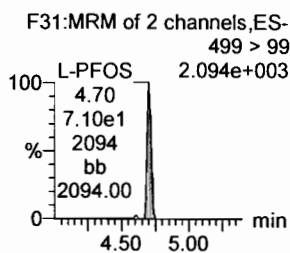
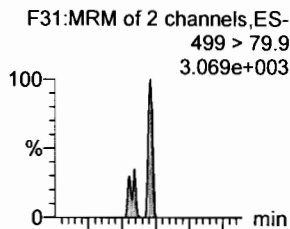
Printed: Friday, February 23, 2018 10:09:40 Pacific Standard Time

Name: 180222M1_3, Date: 22-Feb-2018, Time: 14:50:11, ID: ST180222M1-2 PFC CS-1 18B0811, Description: PFC CS-1 18B0811

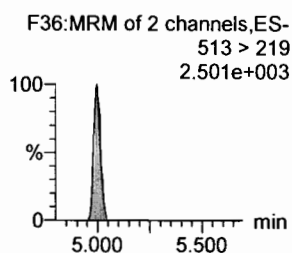
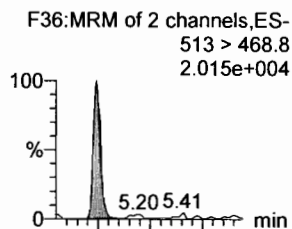
PFOSA



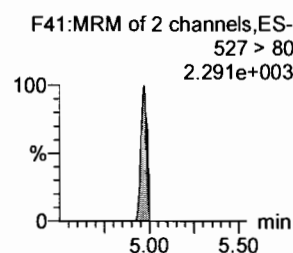
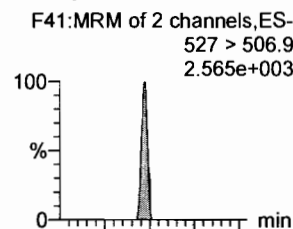
L-PFOS



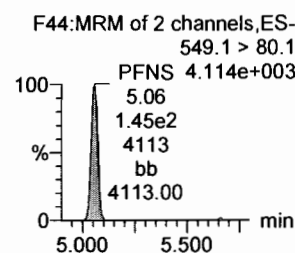
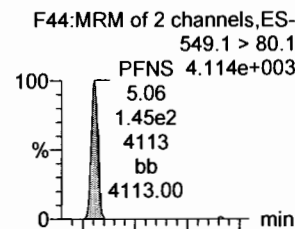
PFDA



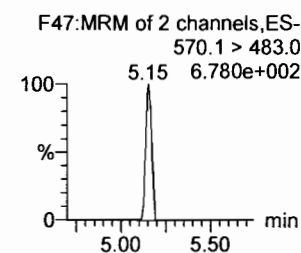
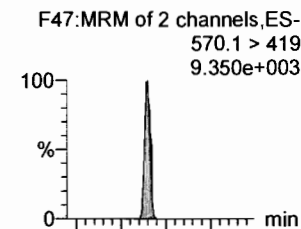
8:2 FTS



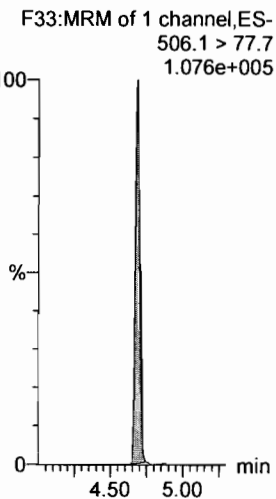
PFNS



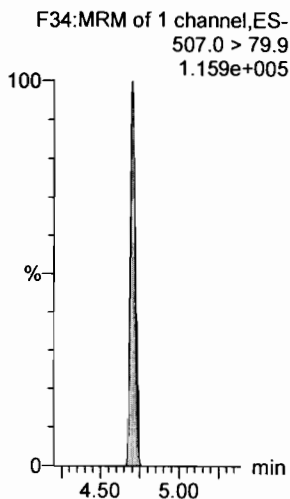
N-MeFOSAA



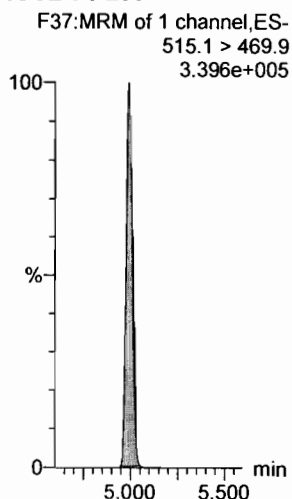
13C8-PFOSA



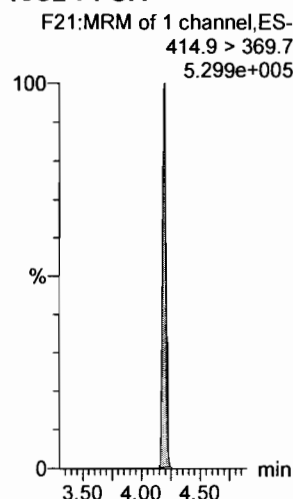
13C8-PFOS



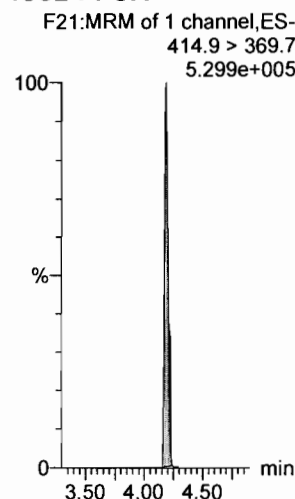
13C2-PFDA



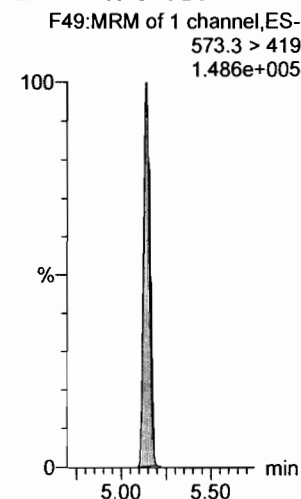
13C2-PFOA



13C2-PFOA



d3-N-MeFOSAA

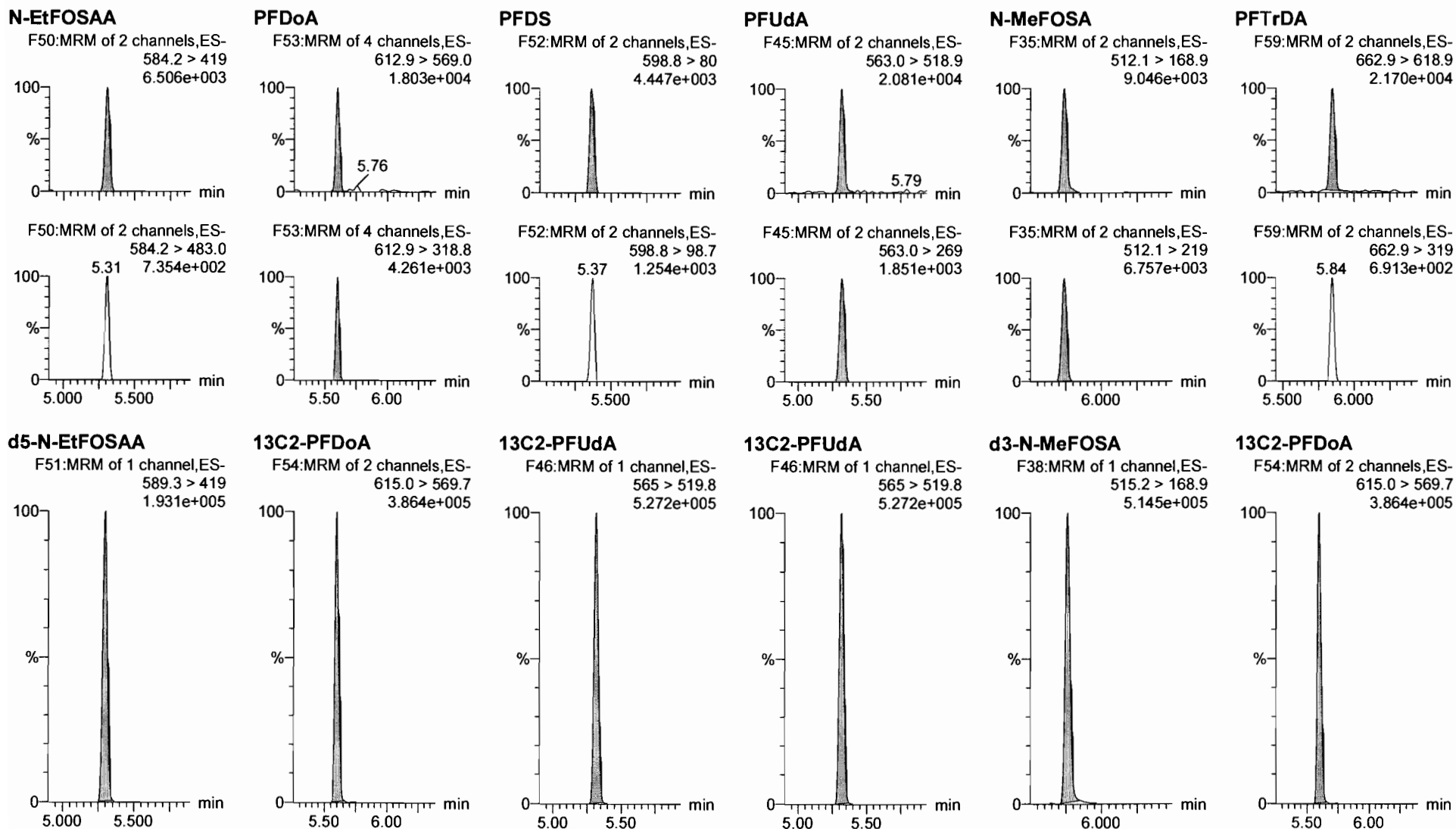


Dataset: F:\Projects\PFAS.PRO\Results\180222M1\180222M1-CRV.qld

Last Altered: Friday, February 23, 2018 09:51:26 Pacific Standard Time

Printed: Friday, February 23, 2018 10:09:40 Pacific Standard Time

Name: 180222M1_3, Date: 22-Feb-2018, Time: 14:50:11, ID: ST180222M1-2 PFC CS-1 18B0811, Description: PFC CS-1 18B0811



Dataset: F:\Projects\PFAS.PRO\Results\180222M1\180222M1-CRV.qld

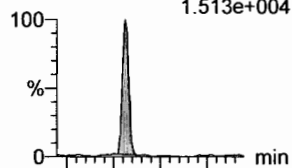
Last Altered: Friday, February 23, 2018 09:51:26 Pacific Standard Time

Printed: Friday, February 23, 2018 10:09:40 Pacific Standard Time

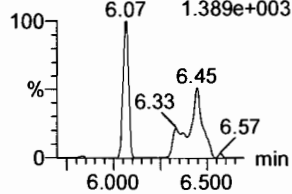
Name: 180222M1_3, Date: 22-Feb-2018, Time: 14:50:11, ID: ST180222M1-2 PFC CS-1 18B0811, Description: PFC CS-1 18B0811

PFTeDA

F60:MRM of 2 channels,ES-
712.9 > 668.8
1.513e+004

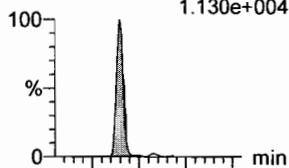


F60:MRM of 2 channels,ES-
712.9 > 369
1.389e+003

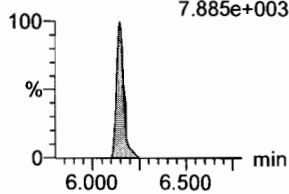


N-EtFOSA

F40:MRM of 2 channels,ES-
526.1 > 168.9
1.130e+004



F40:MRM of 2 channels,ES-
526.1 > 219
7.885e+003

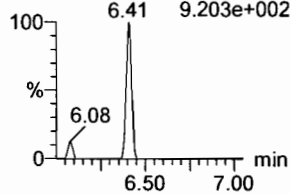


PFHxDA

F62:MRM of 2 channels,ES-
813.1 > 768.6
1.137e+004

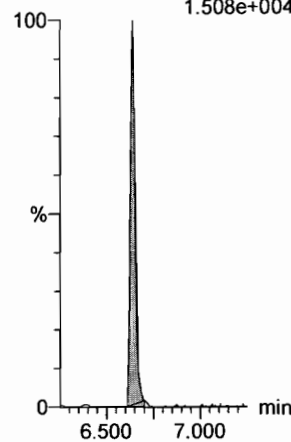


F62:MRM of 2 channels,ES-
813.1 > 219
9.203e+002



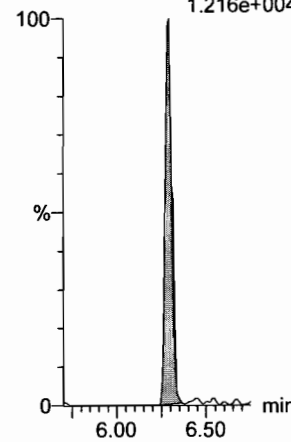
PFODA

F64:MRM of 1 channel,ES-
913.1 > 868.8
1.508e+004



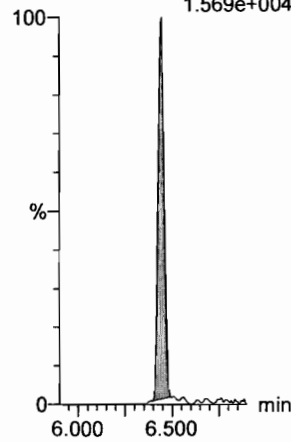
N-MeFOSE

F55:MRM of 1 channel,ES-
616.1 > 58.9
1.216e+004



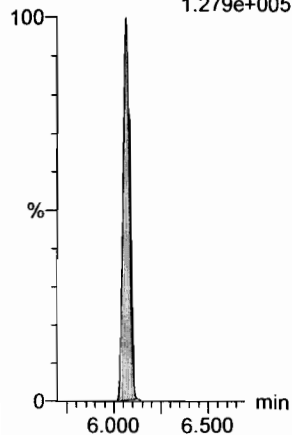
N-EtFOSE

F57:MRM of 1 channel,ES-
630.1 > 58.9
1.569e+004



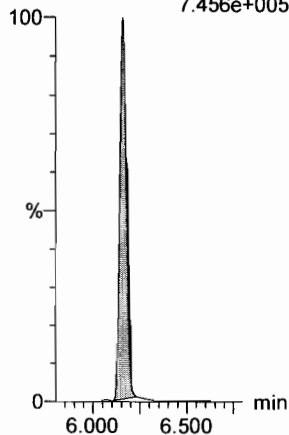
13C2-PFTeDA

F61:MRM of 2 channels,ES-
714.8 > 669.6
1.279e+005



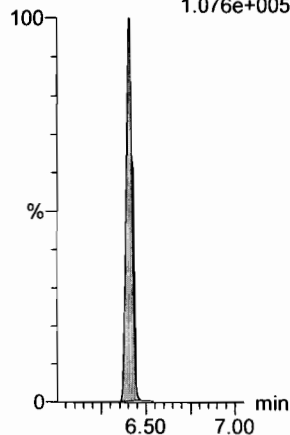
d5-N-ETFOSA

F43:MRM of 1 channel,ES-
531.1 > 168.9
7.456e+005



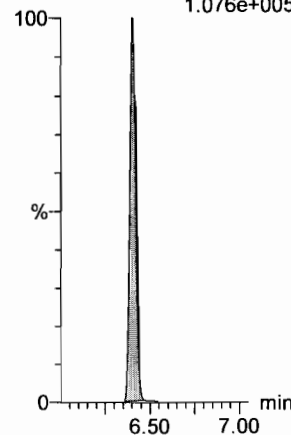
13C2-PFHxDA

F63:MRM of 1 channel,ES-
815 > 769.7
1.076e+005



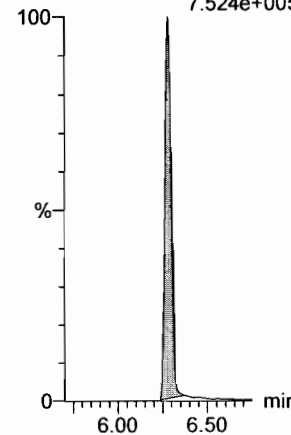
13C2-PFHxDA

F63:MRM of 1 channel,ES-
815 > 769.7
1.076e+005



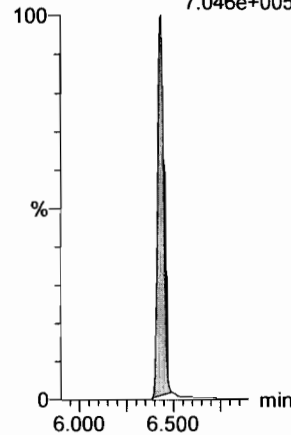
d7-N-MeFOSE

F56:MRM of 1 channel,ES-
623.1 > 58.9
7.524e+005



d9-N-EtFOSE

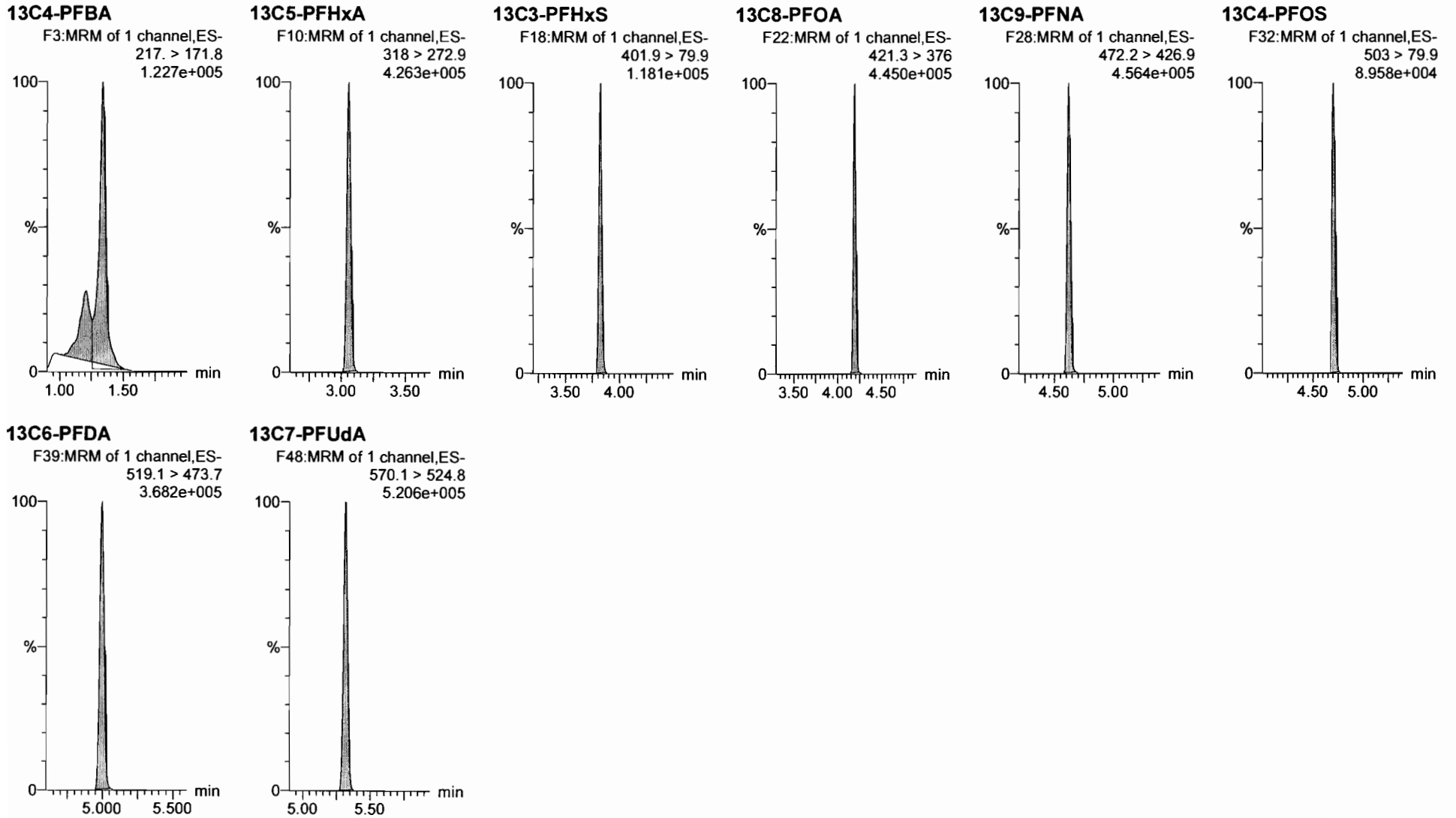
F58:MRM of 1 channel,ES-
639.2 > 58.8
7.046e+005



Dataset: F:\Projects\PFAS.PRO\Results\180222M1\180222M1-CRV.qld

Last Altered: Friday, February 23, 2018 09:51:26 Pacific Standard Time
Printed: Friday, February 23, 2018 10:09:40 Pacific Standard Time

Name: 180222M1_3, Date: 22-Feb-2018, Time: 14:50:11, ID: ST180222M1-2 PFC CS-1 18B0811, Description: PFC CS-1 18B0811



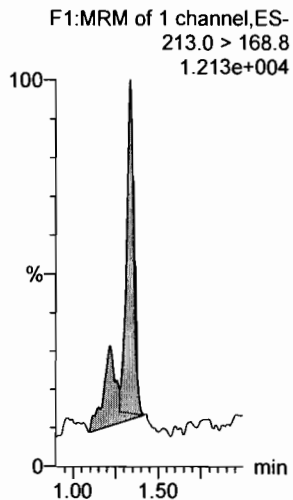
Dataset: F:\Projects\PFAS.PRO\Results\180222M1\180222M1-CRV.qld

Last Altered: Friday, February 23, 2018 09:51:26 Pacific Standard Time

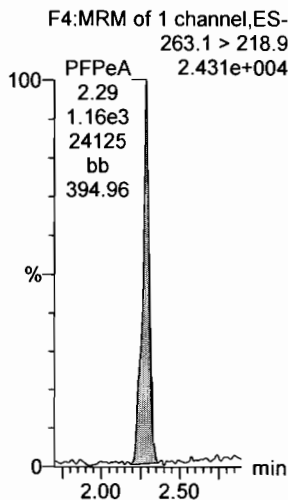
Printed: Friday, February 23, 2018 10:09:40 Pacific Standard Time

Name: 180222M1_4, Date: 22-Feb-2018, Time: 15:01:42, ID: ST180222M1-3 PFC CS0 18B0812, Description: PFC CS0 18B0812

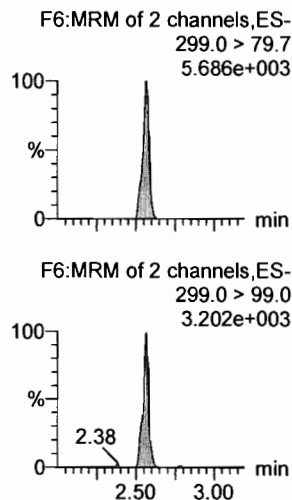
PFBA



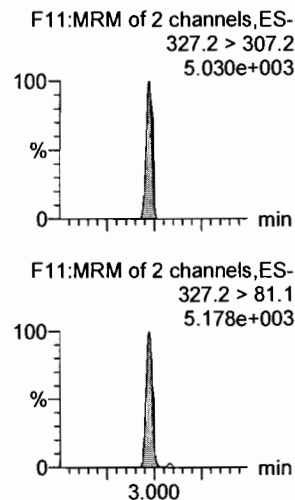
PFPeA



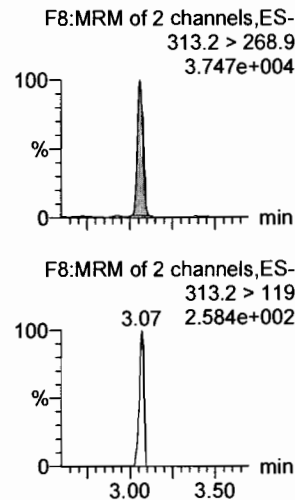
PFBS



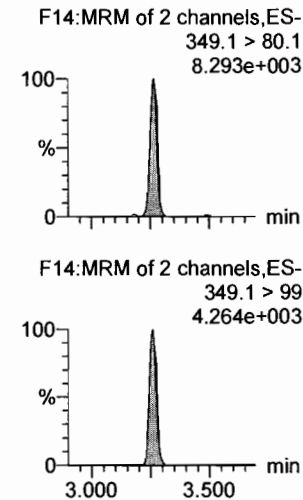
4:2 FTS



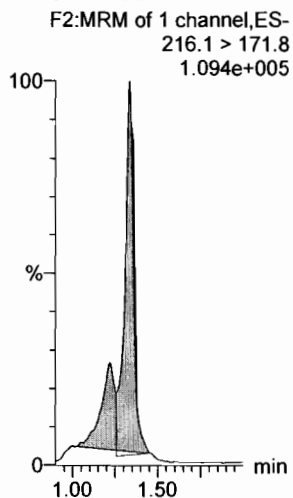
PFHxA



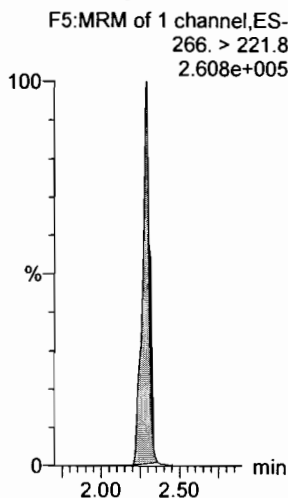
PFPeS



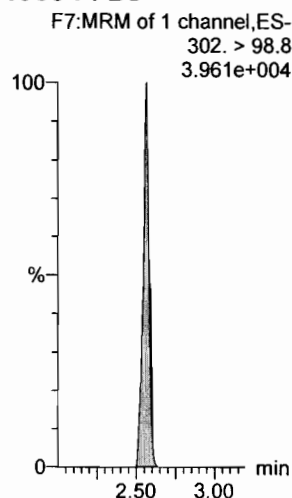
13C3-PFBA



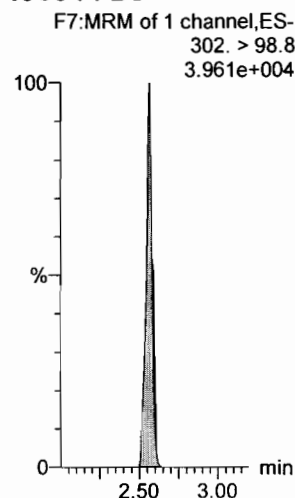
13C3-PFPeA



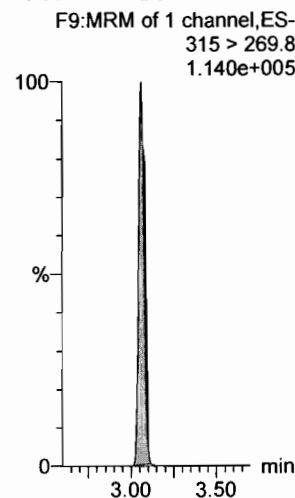
13C3-PFBS



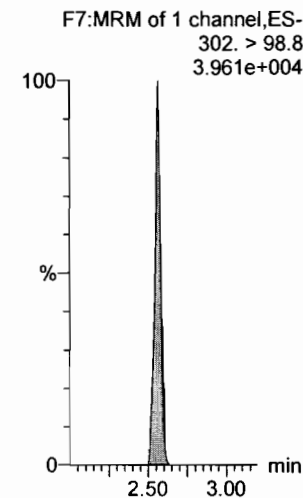
13C3-PFBS



13C2-PFHxA



13C3-PFBS



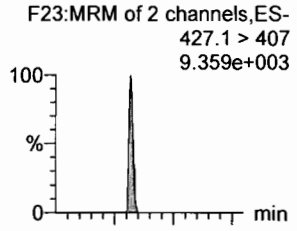
Dataset: F:\Projects\PFAS.PRO\Results\180222M1\180222M1-CRV.qld

Last Altered: Friday, February 23, 2018 09:51:26 Pacific Standard Time

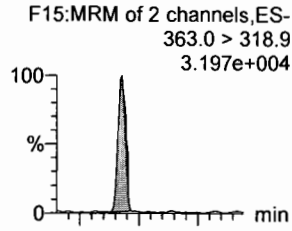
Printed: Friday, February 23, 2018 10:09:40 Pacific Standard Time

Name: 180222M1_4, Date: 22-Feb-2018, Time: 15:01:42, ID: ST180222M1-3 PFC CS0 18B0812, Description: PFC CS0 18B0812

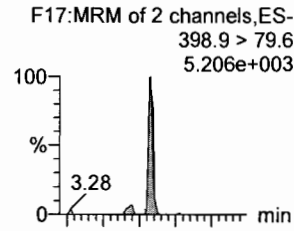
6:2 FTS



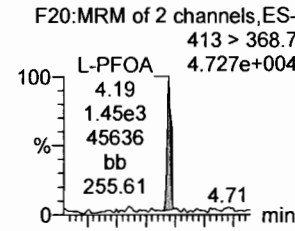
PFHpA



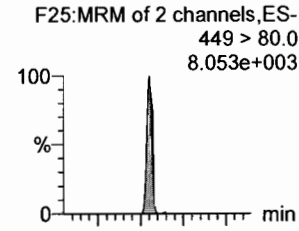
L-PFHxS



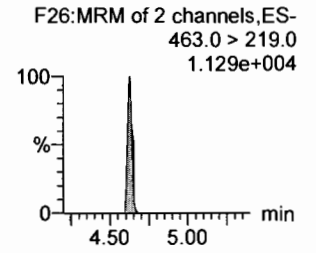
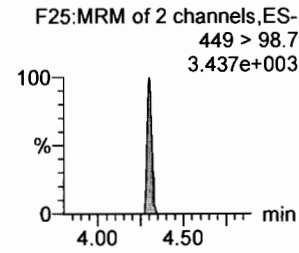
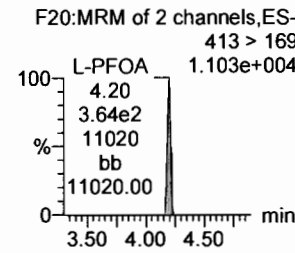
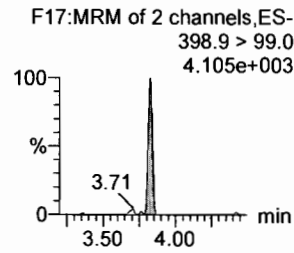
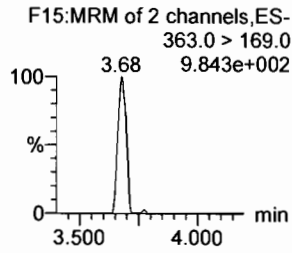
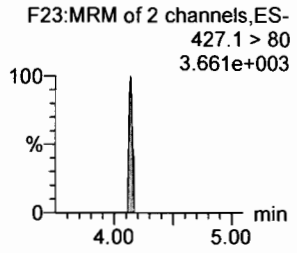
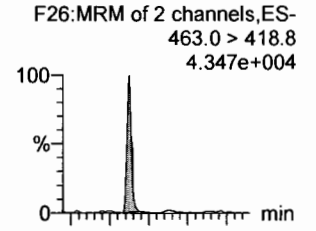
L-PFOA



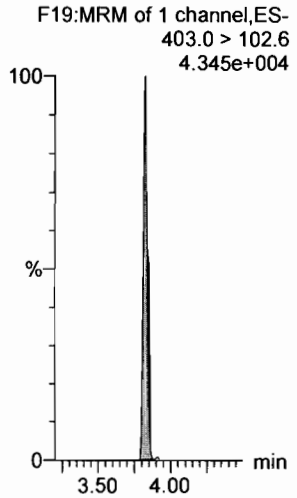
PFHpS



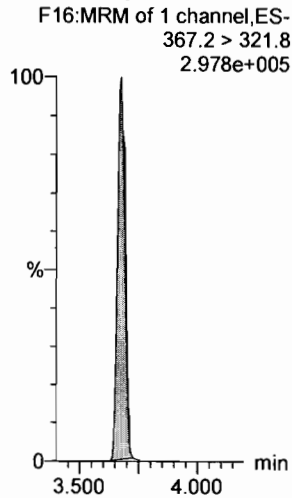
PFNA



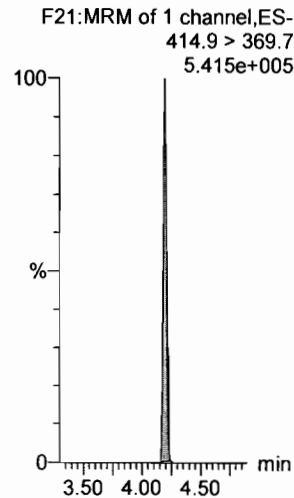
1802-PFHxS



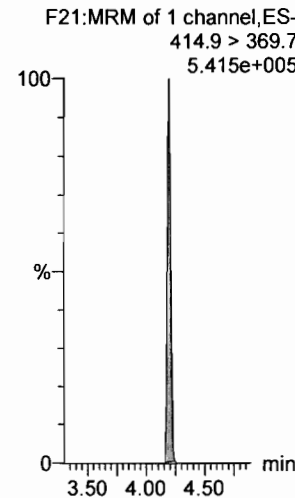
13C4-PFHpa



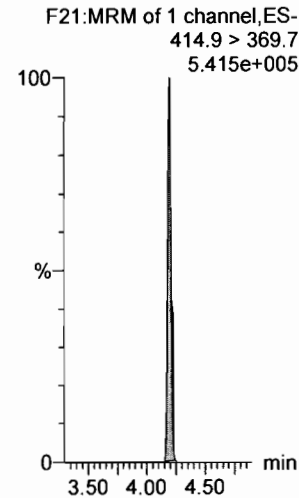
13C2-PFOA



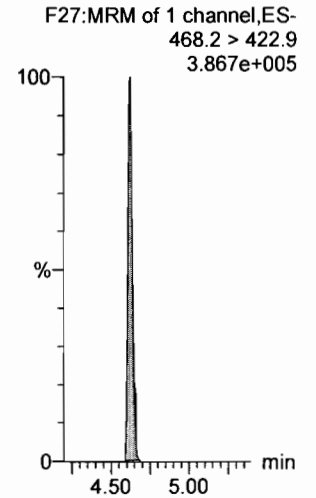
13C2-PFOA



13C2-PFOA



13C5-PFNA



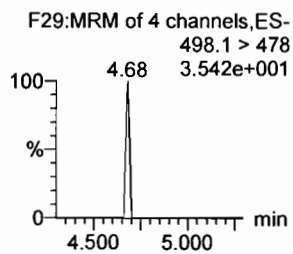
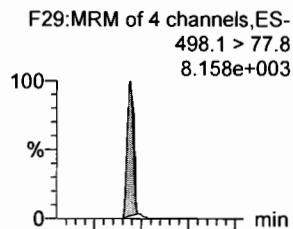
Dataset: F:\Projects\PFAS.PRO\Results\180222M1\180222M1-CRV.qld

Last Altered: Friday, February 23, 2018 09:51:26 Pacific Standard Time

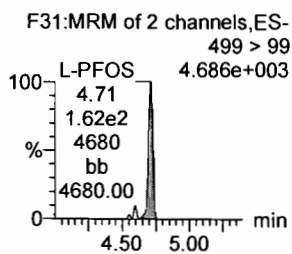
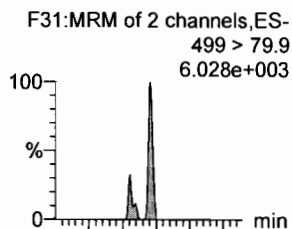
Printed: Friday, February 23, 2018 10:09:40 Pacific Standard Time

Name: 180222M1_4, Date: 22-Feb-2018, Time: 15:01:42, ID: ST180222M1-3 PFC CS0 18B0812, Description: PFC CS0 18B0812

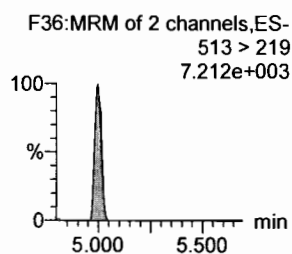
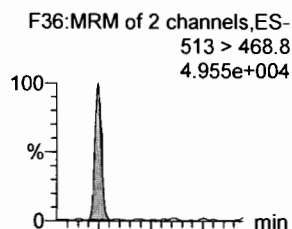
PFOSA



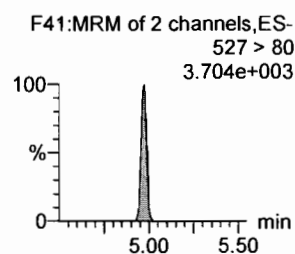
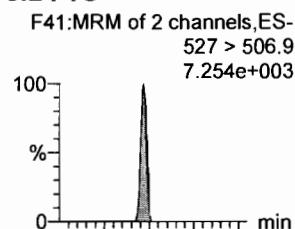
L-PFOS



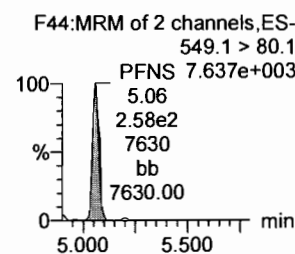
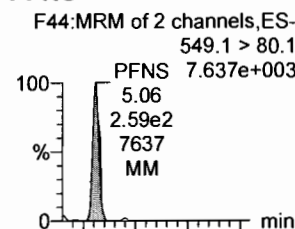
PFDA



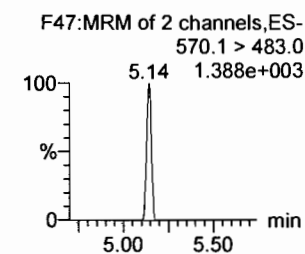
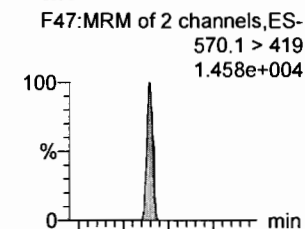
8:2 FTS



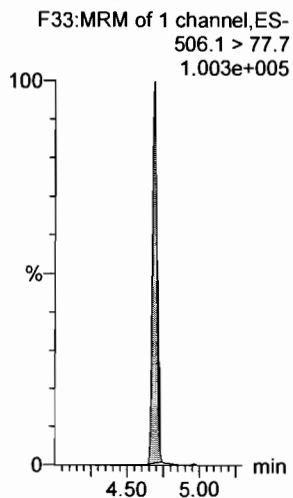
PFNS



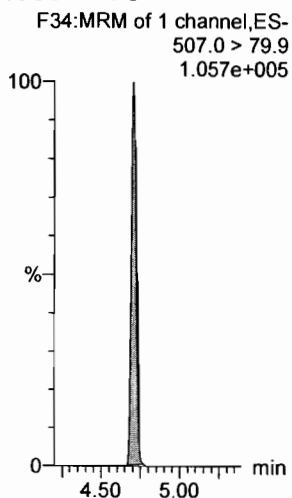
N-MeFOSAA




13C8-PFOA



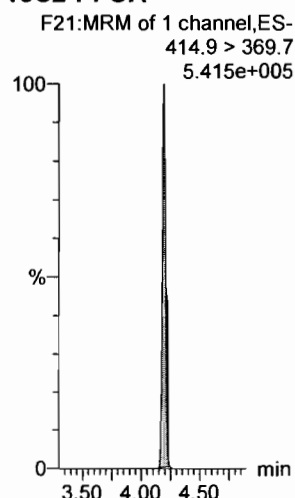
13C8-PFOS



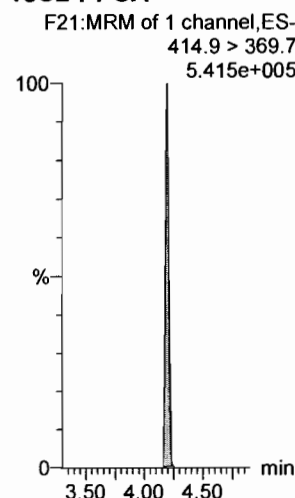
13C2-PFDA



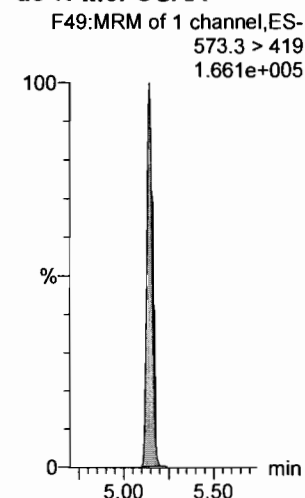
13C2-PFOA



13C2-PFOA



d3-N-MeFOSAA



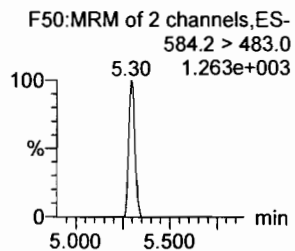
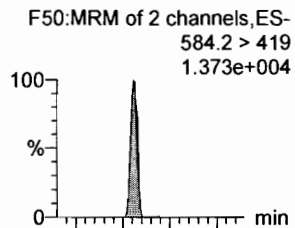
Dataset: F:\Projects\PFAS.PRO\Results\180222M1\180222M1-CRV.qld

Last Altered: Friday, February 23, 2018 09:51:26 Pacific Standard Time

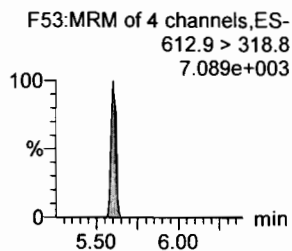
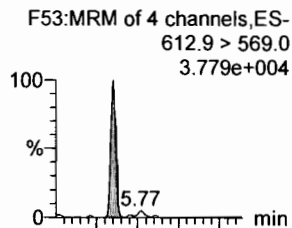
Printed: Friday, February 23, 2018 10:09:40 Pacific Standard Time

Name: 180222M1_4, Date: 22-Feb-2018, Time: 15:01:42, ID: ST180222M1-3 PFC CS0 18B0812, Description: PFC CS0 18B0812

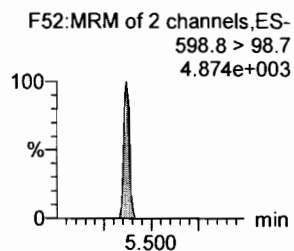
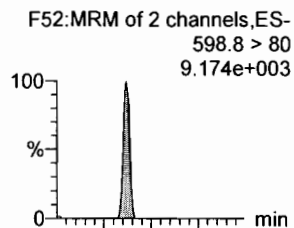
N-EtFOSAA



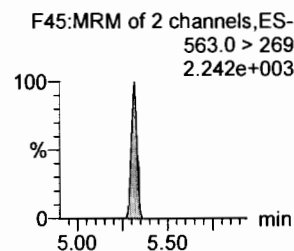
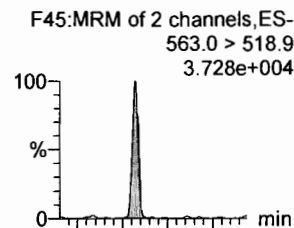
PFDoA



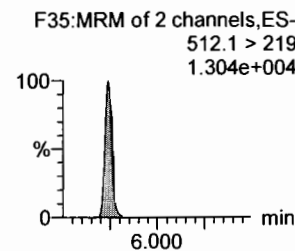
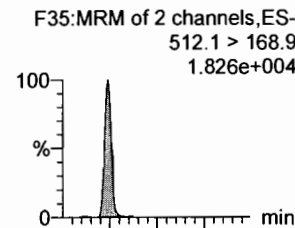
PFDS



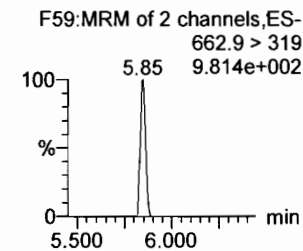
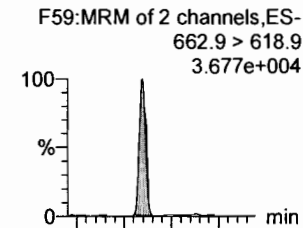
PFUdA



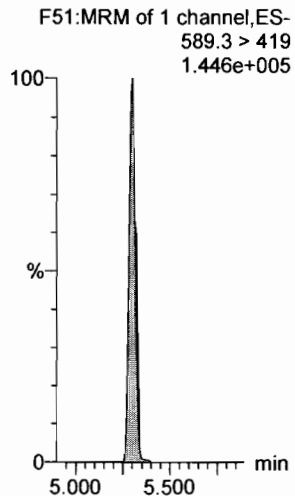
N-MeFOSA




PFTrDA



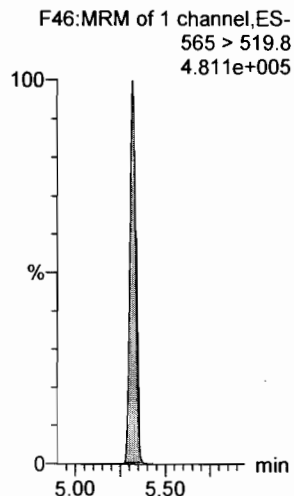
d5-N-EtFOSAA



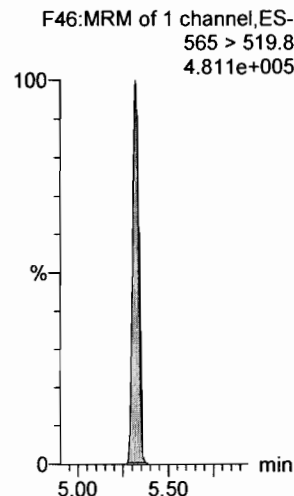
13C2-PFDoA



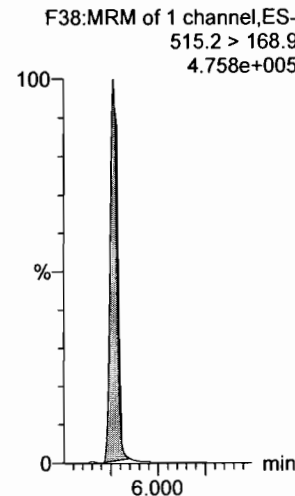
13C2-PFUdA



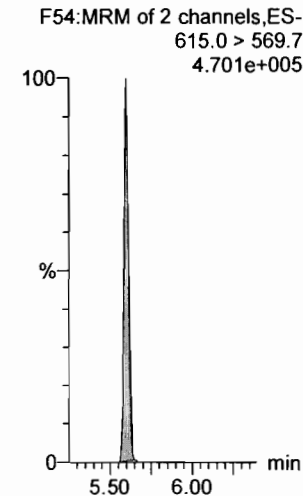
13C2-PFUdA



d3-N-MeFOSA



13C2-PFDoA

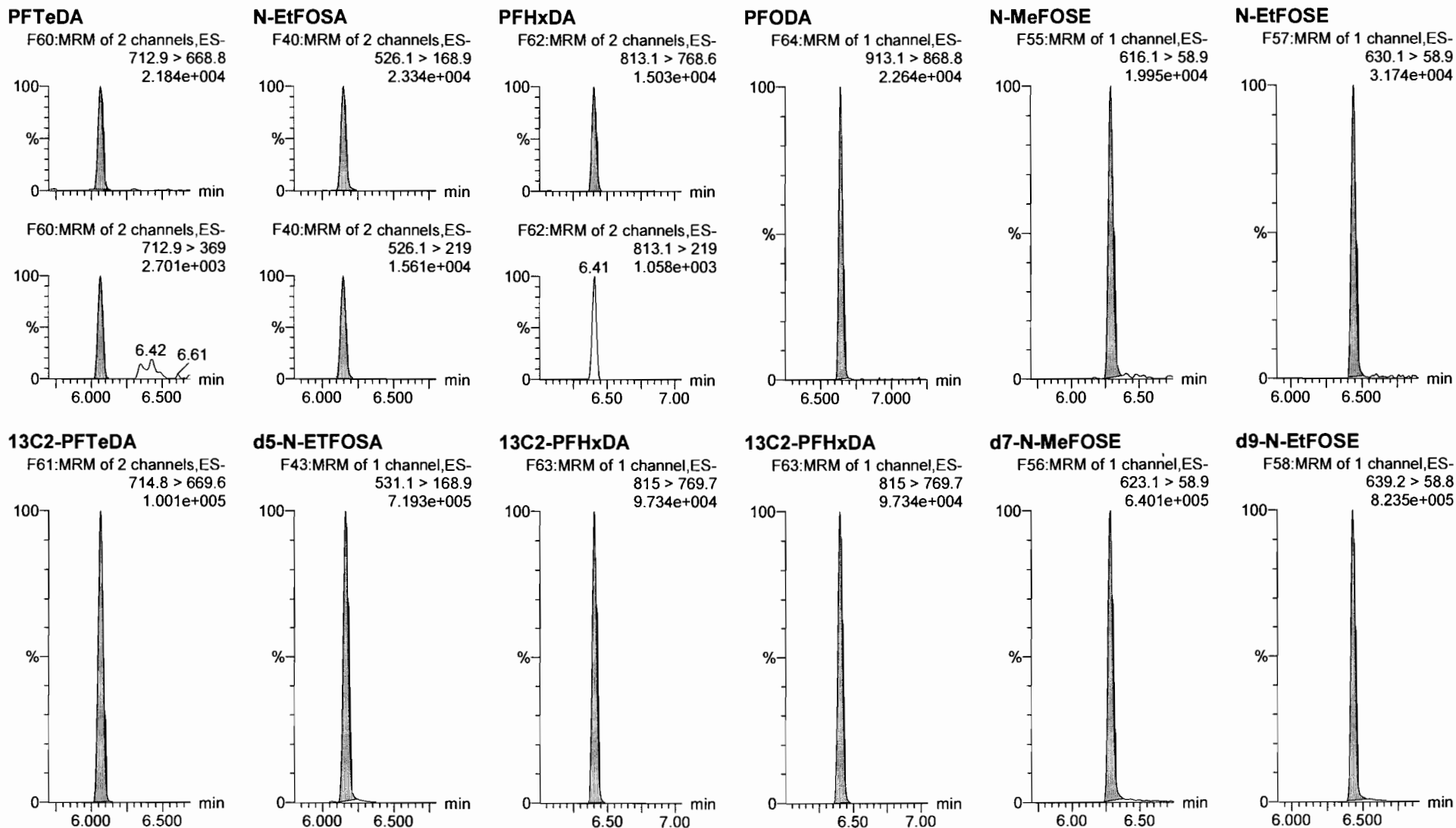


Dataset: F:\Projects\PFAS.PRO\Results\180222M1\180222M1-CRV.qld

Last Altered: Friday, February 23, 2018 09:51:26 Pacific Standard Time

Printed: Friday, February 23, 2018 10:09:40 Pacific Standard Time

Name: 180222M1_4, Date: 22-Feb-2018, Time: 15:01:42, ID: ST180222M1-3 PFC CS0 18B0812, Description: PFC CS0 18B0812



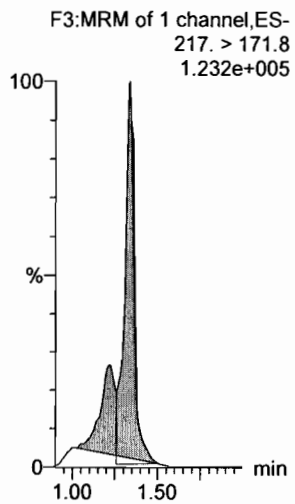
Dataset: F:\Projects\PFAS.PRO\Results\180222M1\180222M1-CRV.qld

Last Altered: Friday, February 23, 2018 09:51:26 Pacific Standard Time

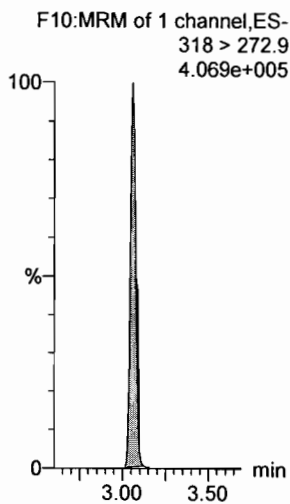
Printed: Friday, February 23, 2018 10:09:40 Pacific Standard Time

Name: 180222M1_4, Date: 22-Feb-2018, Time: 15:01:42, ID: ST180222M1-3 PFC CS0 18B0812, Description: PFC CS0 18B0812

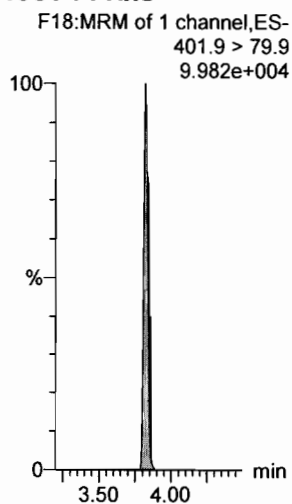
13C4-PFBA



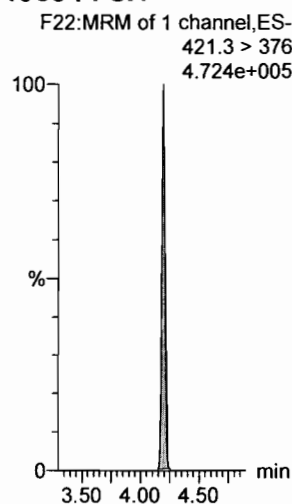
13C5-PFHxA



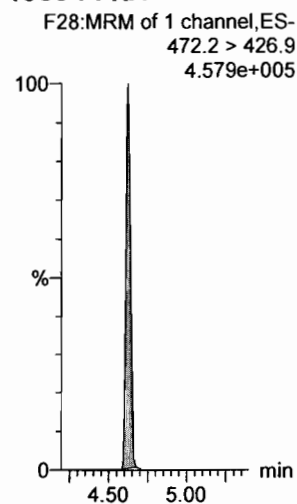
13C3-PFHxS



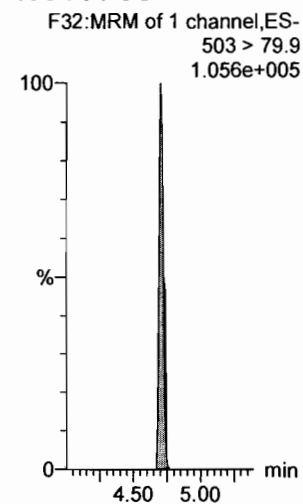
13C8-PFOA



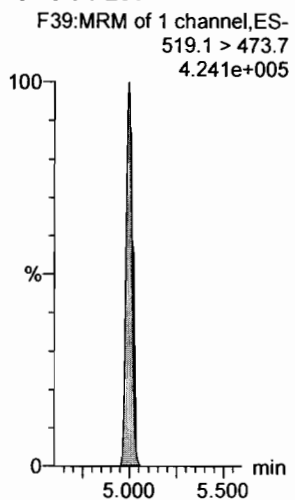
13C9-PFNA



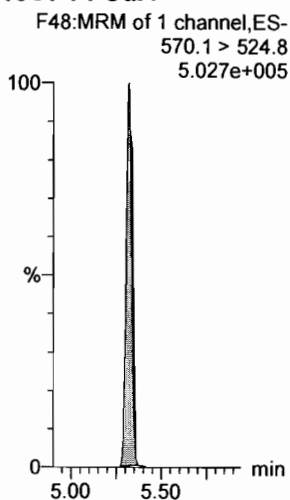
13C4-PFOS



13C6-PFDA



13C7-PFUdA

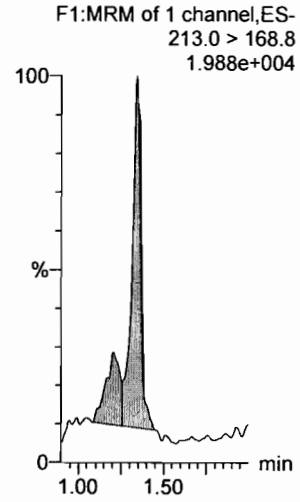


Dataset: F:\Projects\PFAS.PRO\Results\180222M1\180222M1-CRV.qld

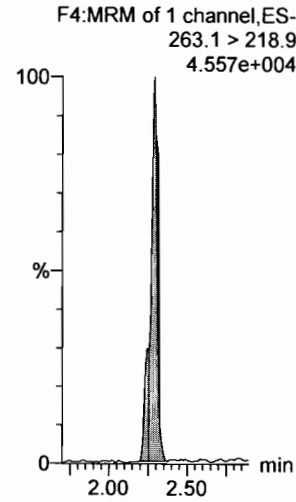
Last Altered: Friday, February 23, 2018 09:51:26 Pacific Standard Time
Printed: Friday, February 23, 2018 10:09:40 Pacific Standard Time

Name: 180222M1_5, Date: 22-Feb-2018, Time: 15:13:09, ID: ST180222M1-4 PFC CS1 18B0813, Description: PFC CS1 18B0813

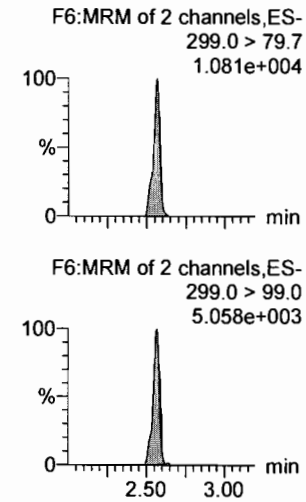
PFBA



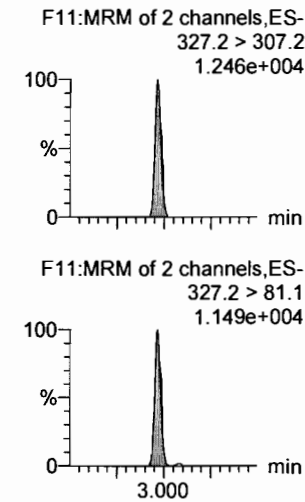
PFPeA



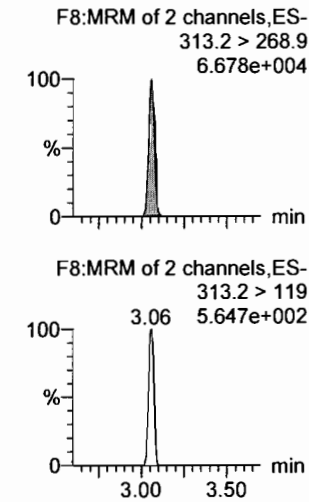
PFBS



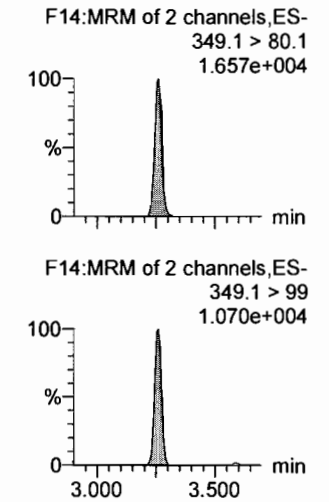
4:2 FTS



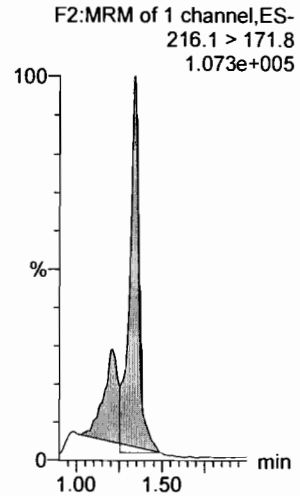
PFHxA



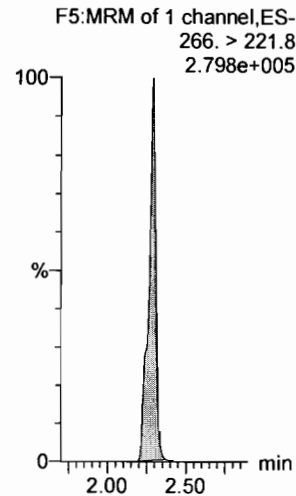
PFPeS



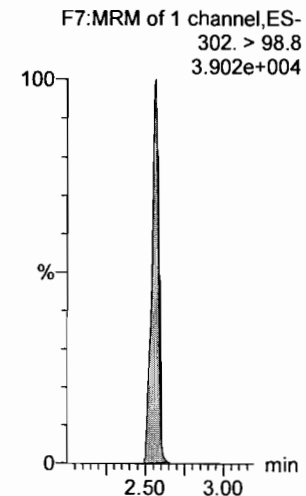
13C3-PFBA



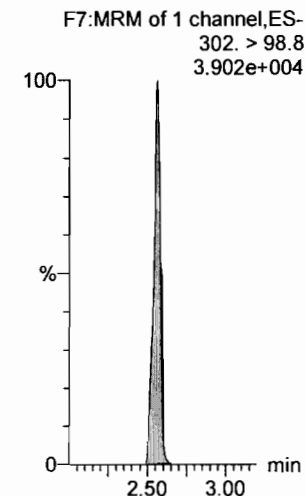
13C3-PFPeA



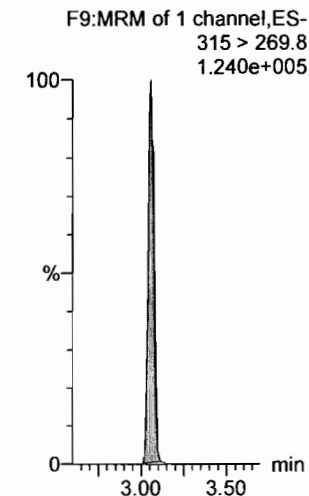
13C3-PFBS



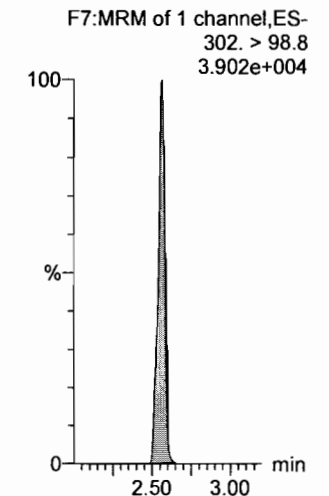
13C3-PFBS



13C2-PFHxA



13C3-PFBS



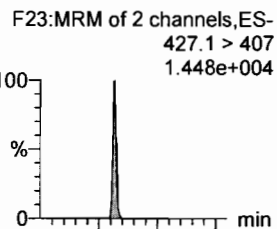
Dataset: F:\Projects\PFAS.PRO\Results\180222M1\180222M1-CRV.qld

Last Altered: Friday, February 23, 2018 09:51:26 Pacific Standard Time

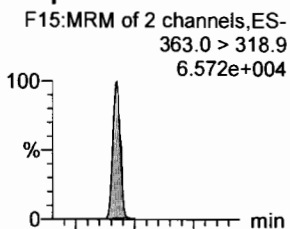
Printed: Friday, February 23, 2018 10:09:40 Pacific Standard Time

Name: 180222M1_5, Date: 22-Feb-2018, Time: 15:13:09, ID: ST180222M1-4 PFC CS1 18B0813, Description: PFC CS1 18B0813

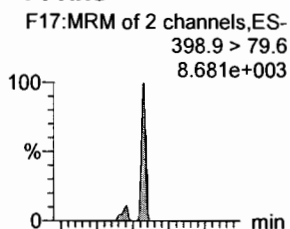
6:2 FTS



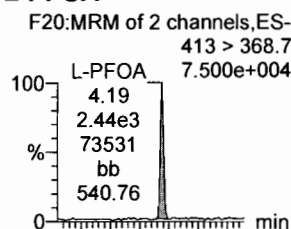
PFHpA



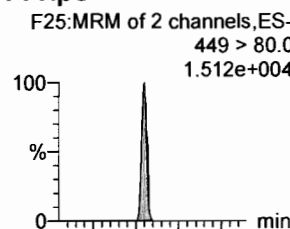
L-PFHxS



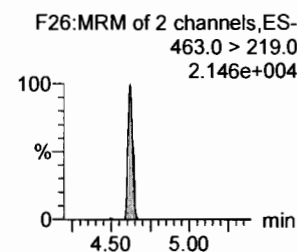
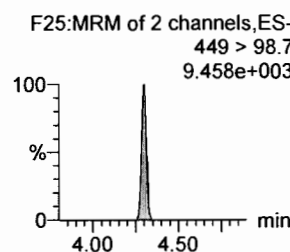

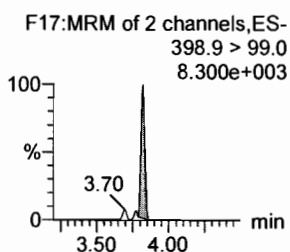
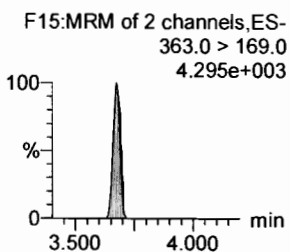
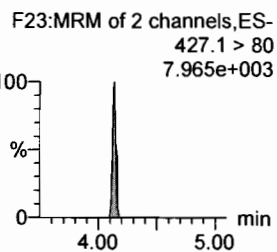
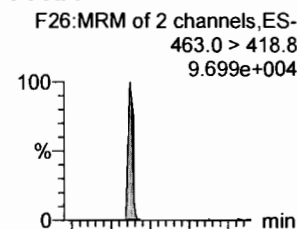
L-PFOA



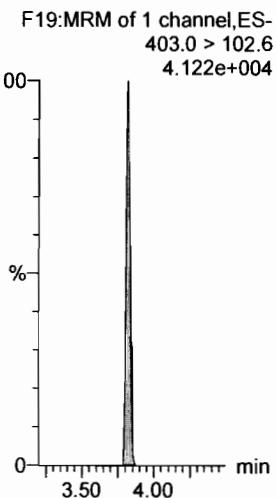
PFHpS



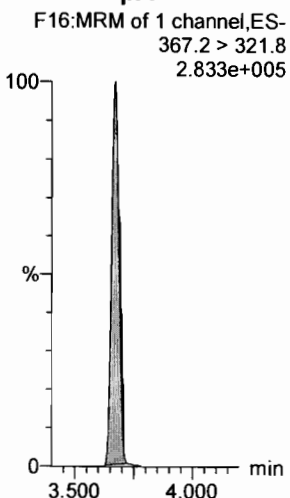
PFNA



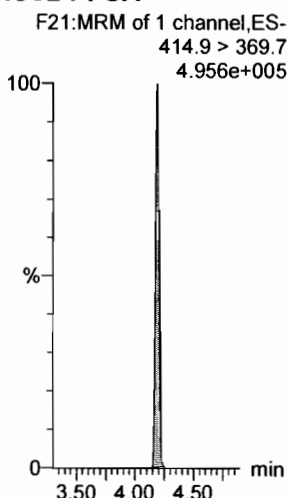
1802-PFHxS



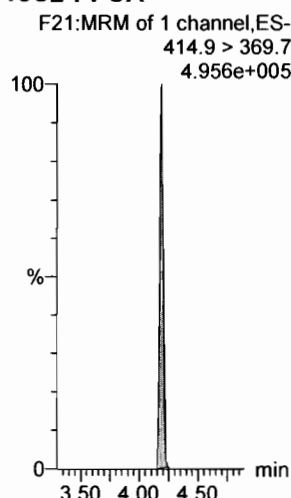
13C4-PFHpA



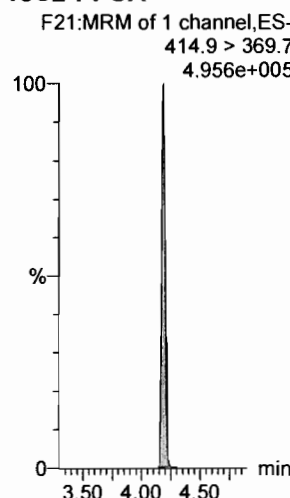
13C2-PFOA



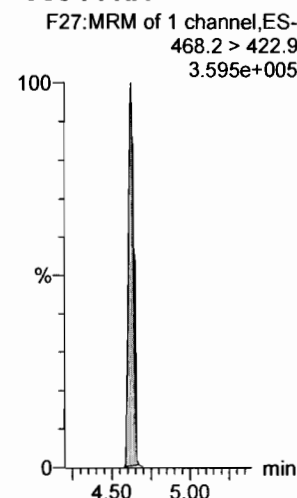
13C2-PFOA



13C2-PFOA



13C5-PFNA



Dataset: F:\Projects\PFAS.PRO\Results\180222M1\180222M1-CRV.qld

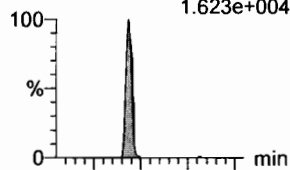
Last Altered: Friday, February 23, 2018 09:51:26 Pacific Standard Time

Printed: Friday, February 23, 2018 10:09:40 Pacific Standard Time

Name: 180222M1_5, Date: 22-Feb-2018, Time: 15:13:09, ID: ST180222M1-4 PFC CS1 18B0813, Description: PFC CS1 18B0813

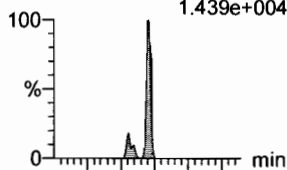
PFOSA

F29:MRM of 4 channels,ES-
498.1 > 77.8
1.623e+004



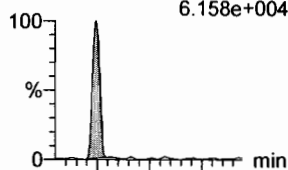
L-PFOS

F31:MRM of 2 channels,ES-
499 > 79.9
1.439e+004



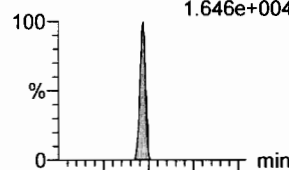
PFDA

F36:MRM of 2 channels,ES-
513 > 468.8
6.158e+004



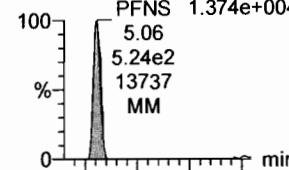
8:2 FTS

F41:MRM of 2 channels,ES-
527 > 506.9
1.646e+004



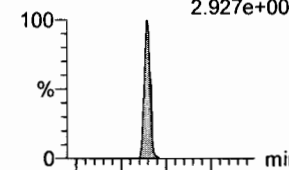
PFNS

F44:MRM of 2 channels,ES-
549.1 > 80.1
1.374e+004
PFNS
5.06
5.24e2
13737
MM

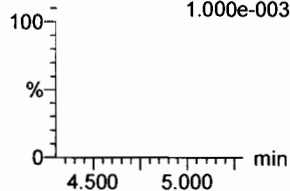


N-MeFOSAA

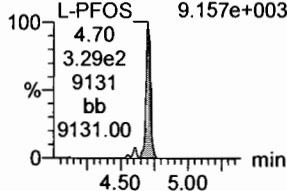
F47:MRM of 2 channels,ES-
570.1 > 419
2.927e+004



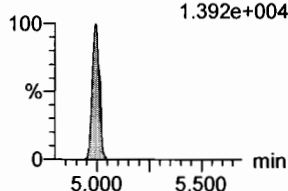
F29:MRM of 4 channels,ES-
498.1 > 478
1.000e-003



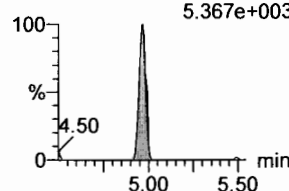
F31:MRM of 2 channels,ES-
499 > 99
9.157e+003
L-PFOS
4.70
3.29e2
9131
bb
9131.00



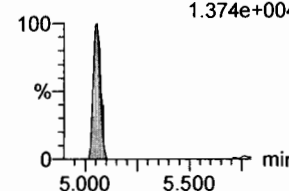
F36:MRM of 2 channels,ES-
513 > 219
1.392e+004



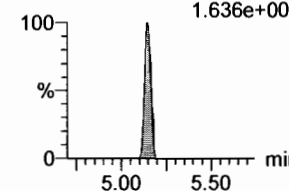
F41:MRM of 2 channels,ES-
527 > 80
5.367e+003



F44:MRM of 2 channels,ES-
549.1 > 80.1
1.374e+004

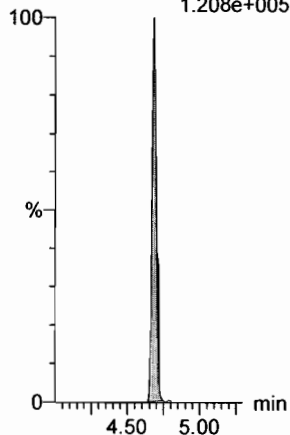


F47:MRM of 2 channels,ES-
570.1 > 483.0
1.636e+003



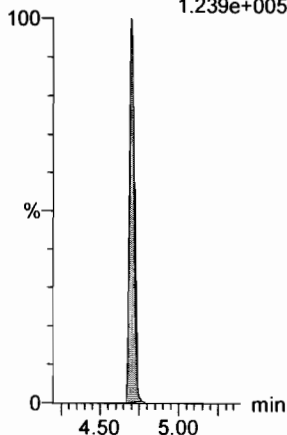
13C8-PFOSA

F33:MRM of 1 channel,ES-
506.1 > 77.7
1.208e+005



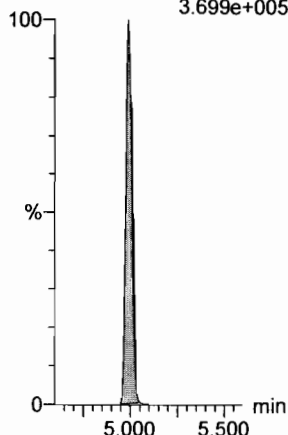
13C8-PFOS

F34:MRM of 1 channel,ES-
507.0 > 79.9
1.239e+005



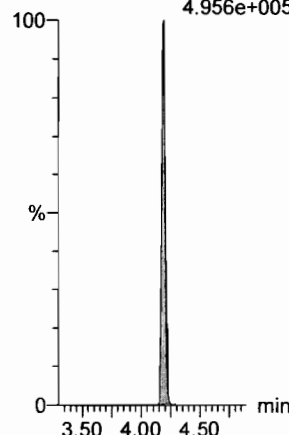
13C2-PFDA

F37:MRM of 1 channel,ES-
515.1 > 469.9
3.699e+005



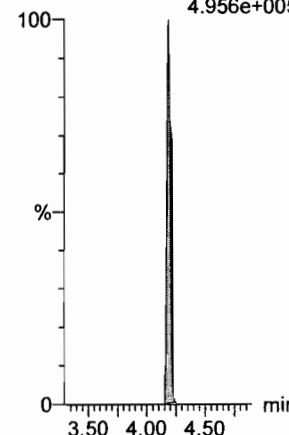
13C2-PFOA

F21:MRM of 1 channel,ES-
414.9 > 369.7
4.956e+005



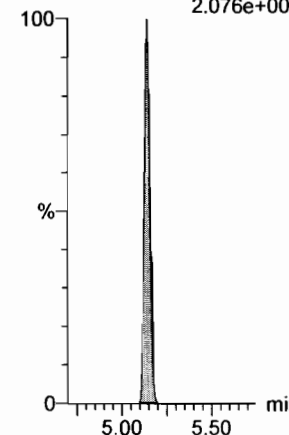
13C2-PFOA

F21:MRM of 1 channel,ES-
414.9 > 369.7
4.956e+005



d3-N-MeFOSAA

F49:MRM of 1 channel,ES-
573.3 > 419
2.076e+005

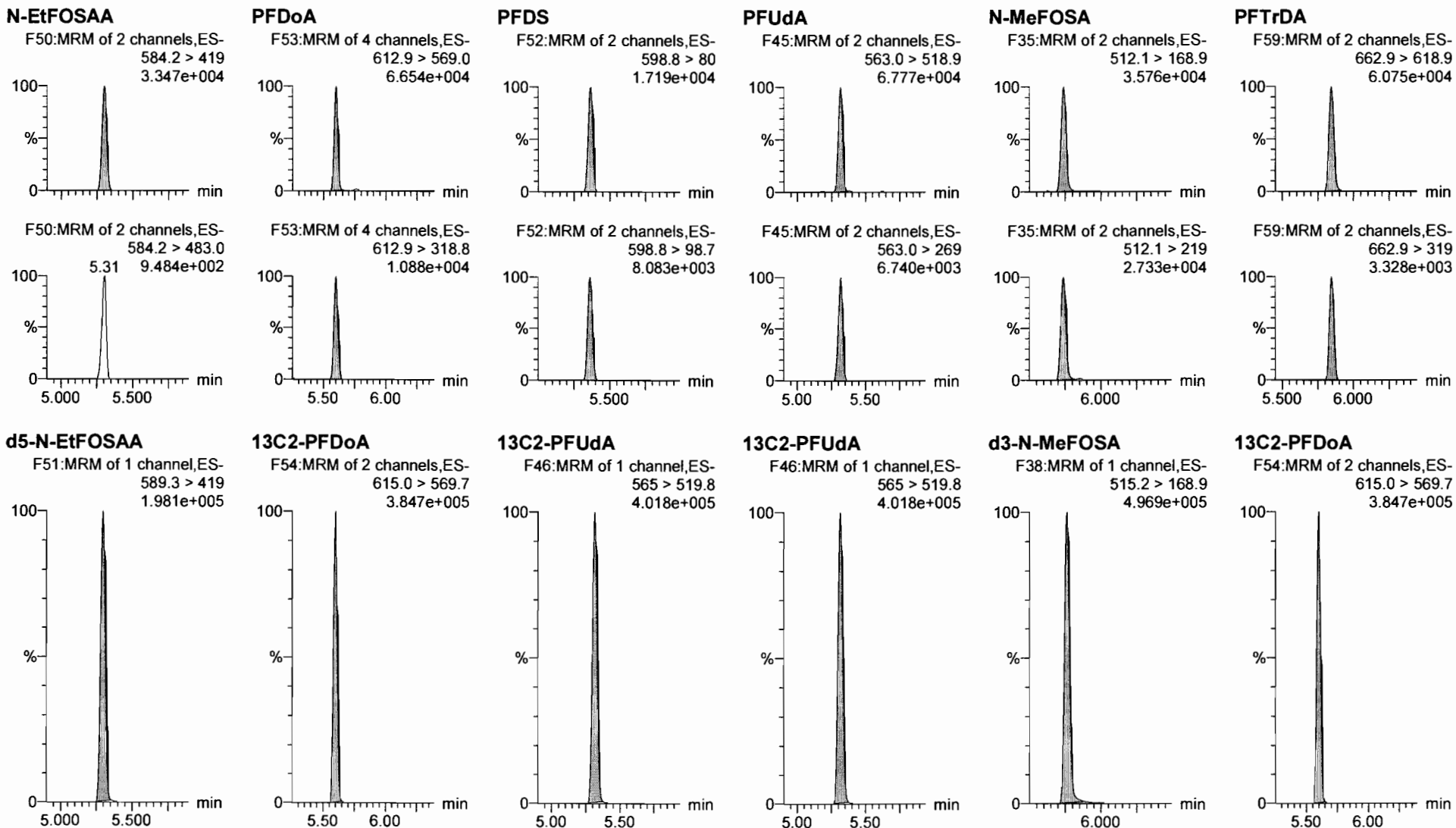


Dataset: F:\Projects\PFAS.PRO\Results\180222M1\180222M1-CRV.qld

Last Altered: Friday, February 23, 2018 09:51:26 Pacific Standard Time

Printed: Friday, February 23, 2018 10:09:40 Pacific Standard Time

Name: 180222M1_5, Date: 22-Feb-2018, Time: 15:13:09, ID: ST180222M1-4 PFC CS1 18B0813, Description: PFC CS1 18B0813



Dataset: F:\Projects\PFAS.PRO\Results\180222M1\180222M1-CRV.qld

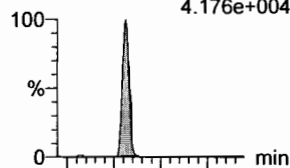
Last Altered: Friday, February 23, 2018 09:51:26 Pacific Standard Time

Printed: Friday, February 23, 2018 10:09:40 Pacific Standard Time

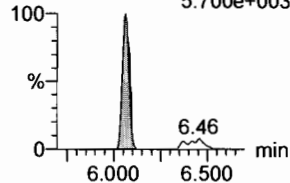
Name: 180222M1_5, Date: 22-Feb-2018, Time: 15:13:09, ID: ST180222M1-4 PFC CS1 18B0813, Description: PFC CS1 18B0813

PFTeDA

F60:MRM of 2 channels,ES-
712.9 > 668.8
4.176e+004

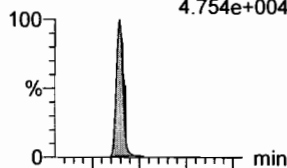


F60:MRM of 2 channels,ES-
712.9 > 369
5.700e+003

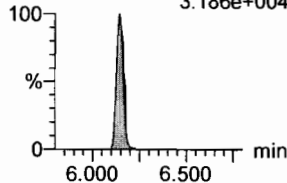


N-EtFOSA

F40:MRM of 2 channels,ES-
526.1 > 168.9
4.754e+004

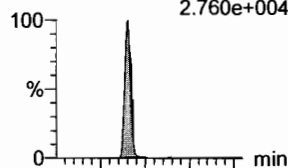


F40:MRM of 2 channels,ES-
526.1 > 219
3.186e+004

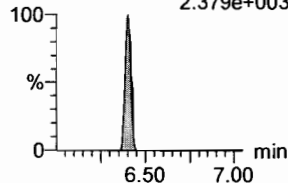


PFHxDA

F62:MRM of 2 channels,ES-
813.1 > 768.6
2.760e+004




F62:MRM of 2 channels,ES-
813.1 > 219
2.379e+003




PFODA

F64:MRM of 1 channel,ES-
913.1 > 868.8
4.044e+004




N-MeFOSE

F55:MRM of 1 channel,ES-
616.1 > 58.9
4.556e+004



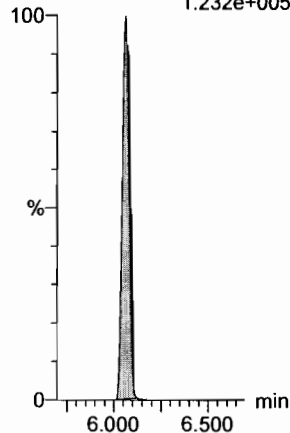
N-EtFOSE

F57:MRM of 1 channel,ES-
630.1 > 58.9
7.070e+004



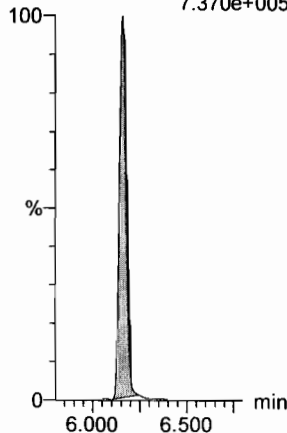
13C2-PFTeDA

F61:MRM of 2 channels,ES-
714.8 > 669.6
1.232e+005



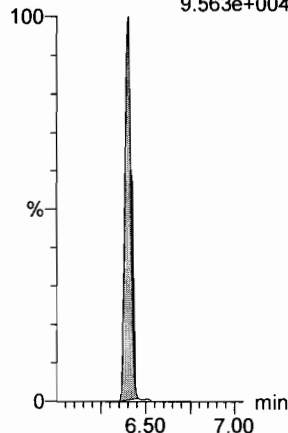
d5-N-ETFOSA

F43:MRM of 1 channel,ES-
531.1 > 168.9
7.370e+005



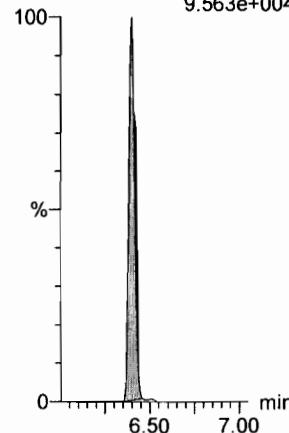
13C2-PFHxDA

F63:MRM of 1 channel,ES-
815 > 769.7
9.563e+004



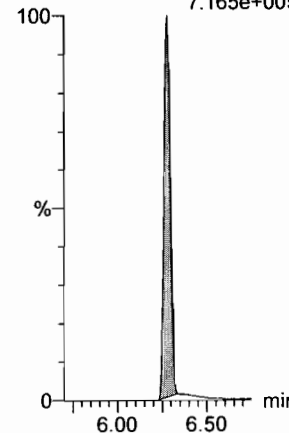
13C2-PFHxDA

F63:MRM of 1 channel,ES-
815 > 769.7
9.563e+004



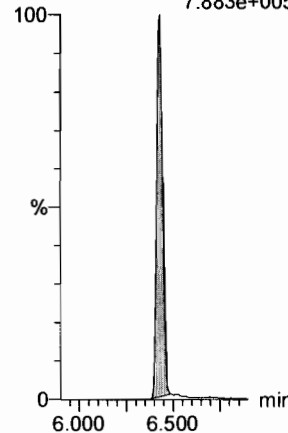
d7-N-MeFOSE

F56:MRM of 1 channel,ES-
623.1 > 58.9
7.165e+005



d9-N-EtFOSE

F58:MRM of 1 channel,ES-
639.2 > 58.8
7.883e+005



Dataset: F:\Projects\PFAS.PRO\Results\180222M1\180222M1-CRV.qld

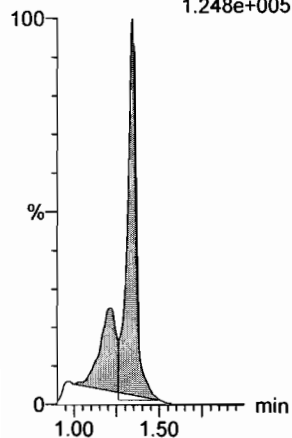
Last Altered: Friday, February 23, 2018 09:51:26 Pacific Standard Time

Printed: Friday, February 23, 2018 10:09:40 Pacific Standard Time

Name: 180222M1_5, Date: 22-Feb-2018, Time: 15:13:09, ID: ST180222M1-4 PFC CS1 18B0813, Description: PFC CS1 18B0813

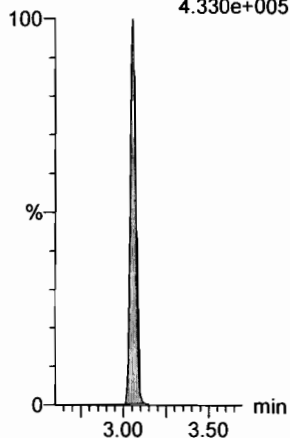
13C4-PFBA

F3:MRM of 1 channel,ES-
217. > 171.8
1.248e+005



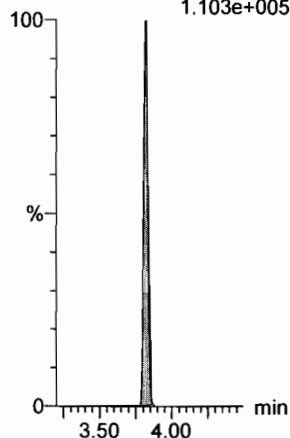
13C5-PFHxA

F10:MRM of 1 channel,ES-
318 > 272.9
4.330e+005



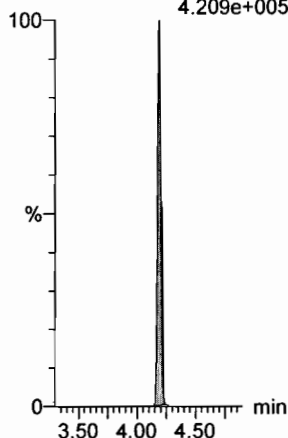
13C3-PFHxS

F18:MRM of 1 channel,ES-
401.9 > 79.9
1.103e+005



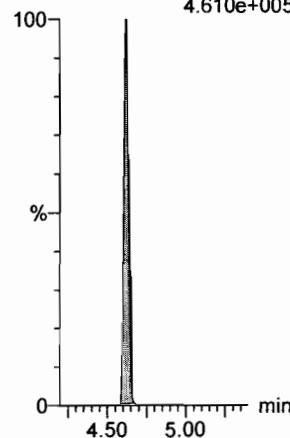
13C8-PFOA

F22:MRM of 1 channel,ES-
421.3 > 376
4.209e+005



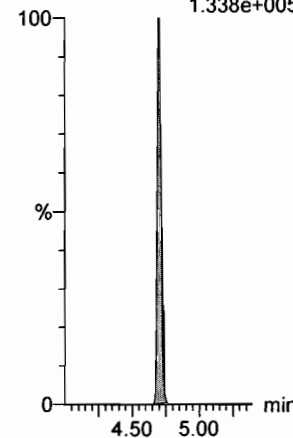
13C9-PFNA

F28:MRM of 1 channel,ES-
472.2 > 426.9
4.610e+005



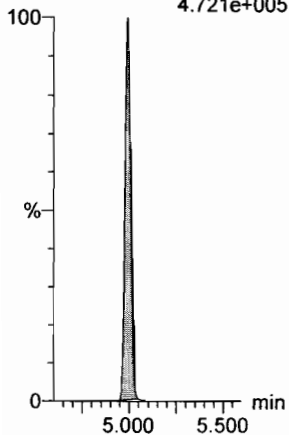
13C4-PFOS

F32:MRM of 1 channel,ES-
503 > 79.9
1.338e+005



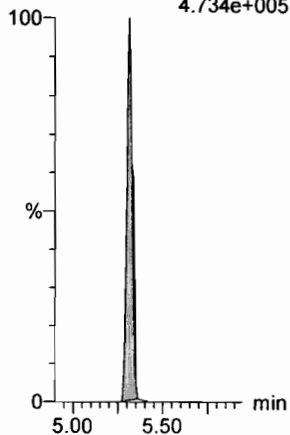
13C6-PFDA

F39:MRM of 1 channel,ES-
519.1 > 473.7
4.721e+005



13C7-PFUDA

F48:MRM of 1 channel,ES-
570.1 > 524.8
4.734e+005

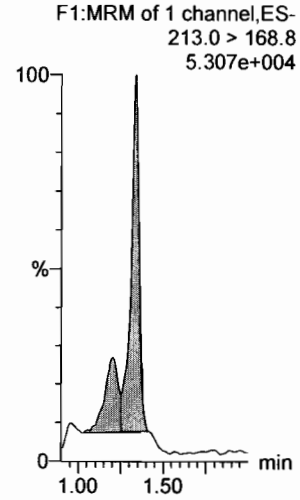


Dataset: F:\Projects\PFAS.PRO\Results\180222M1\180222M1-CRV.qld


Last Altered: Friday, February 23, 2018 09:51:26 Pacific Standard Time
Printed: Friday, February 23, 2018 10:09:40 Pacific Standard Time

Name: 180222M1_6, Date: 22-Feb-2018, Time: 15:24:36, ID: ST180222M1-5 PFC CS2 18B0814, Description: PFC CS2 18B0814

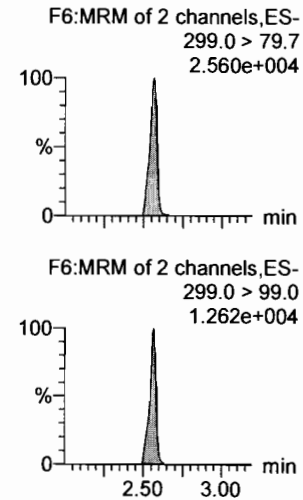
PFBA



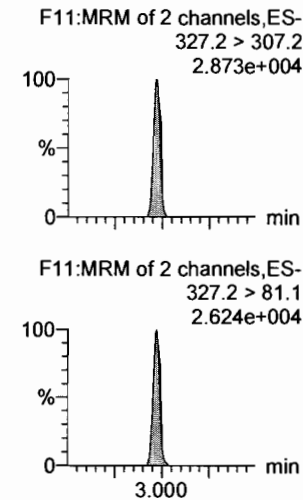
PFPeA



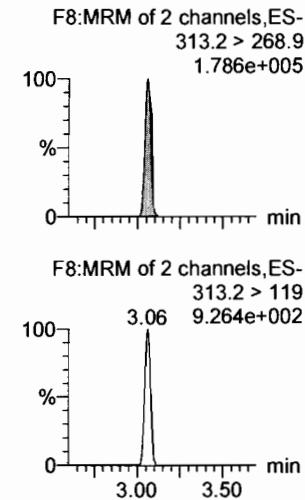
PFBS



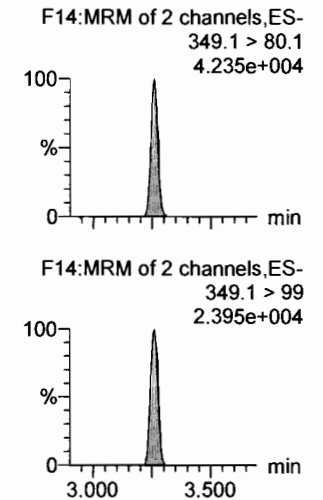
4:2 FTS



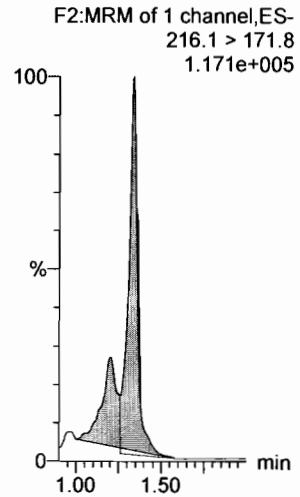
PFHxA



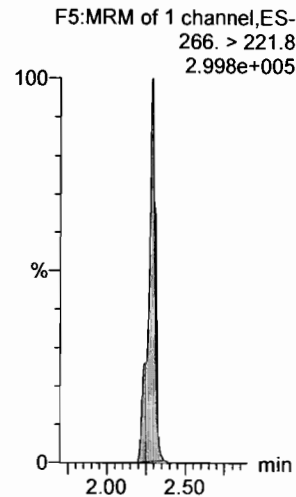
PFPeS



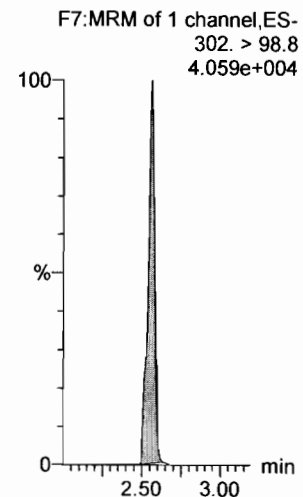
13C3-PFBA



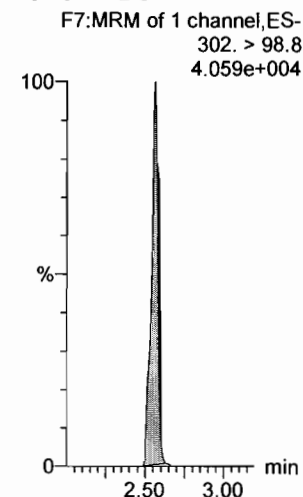
13C3-PFPeA



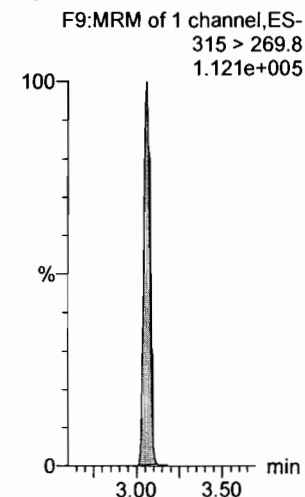
13C3-PFBS



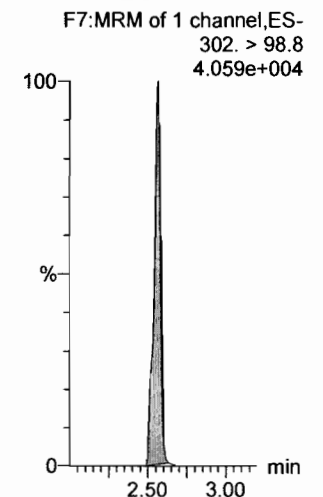
13C3-PFBS



13C2-PFHxA



13C3-PFBS



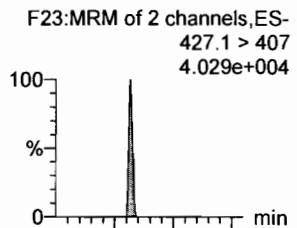
Dataset: F:\Projects\PFAS.PRO\Results\180222M1\180222M1-CRV.qld

Last Altered: Friday, February 23, 2018 09:51:26 Pacific Standard Time

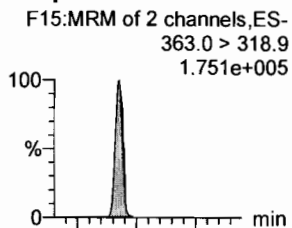
Printed: Friday, February 23, 2018 10:09:40 Pacific Standard Time

Name: 180222M1_6, Date: 22-Feb-2018, Time: 15:24:36, ID: ST180222M1-5 PFC CS2 18B0814, Description: PFC CS2 18B0814

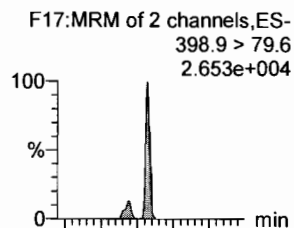
6:2 FTS



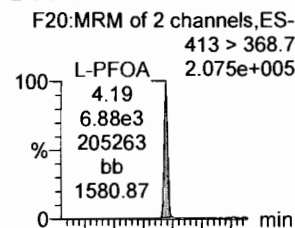
PFHpA



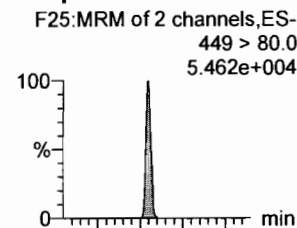
L-PFHxS



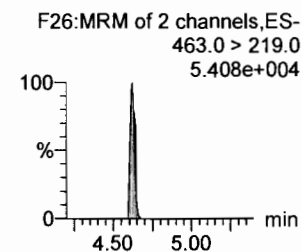
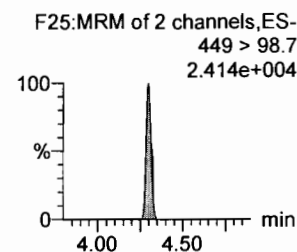
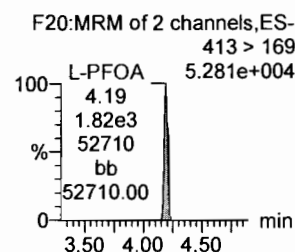
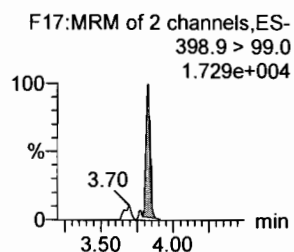
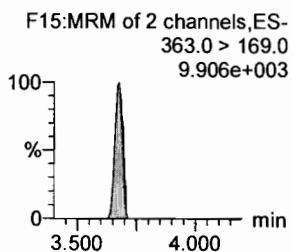
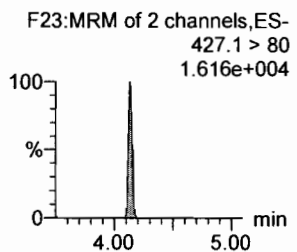
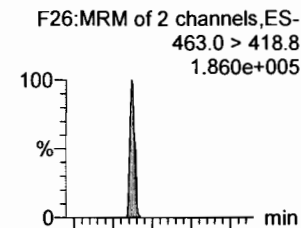
L-PFOA



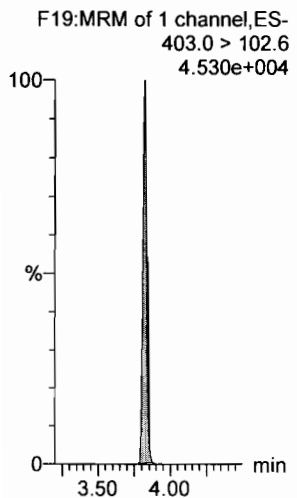
PFHpS



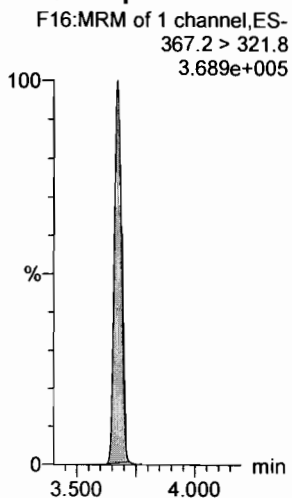
PFNA



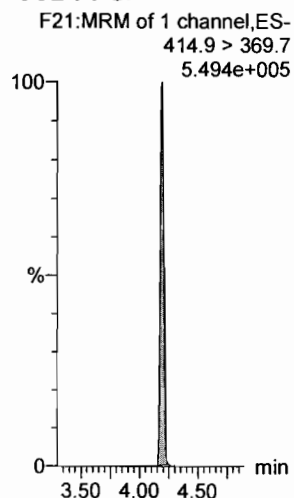
1802-PFHxS



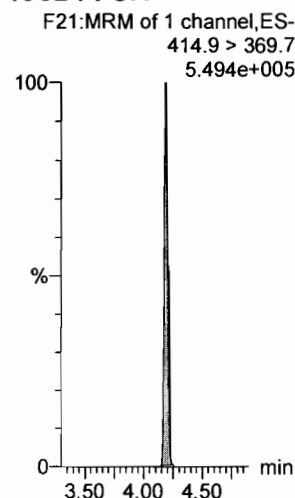
13C4-PFHpA



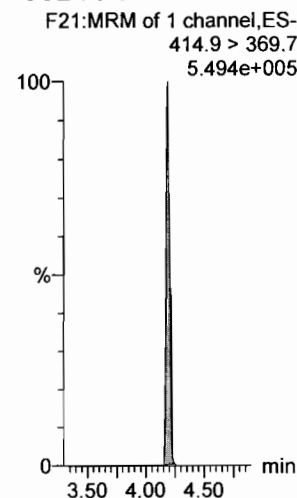
13C2-PFOA



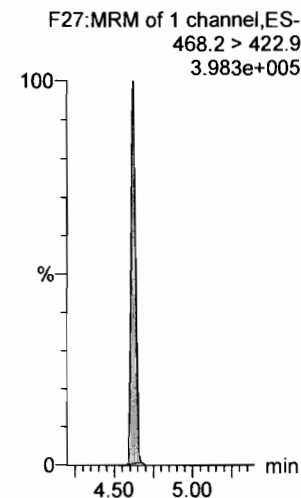
13C2-PFOA



13C2-PFOA



13C5-PFNA

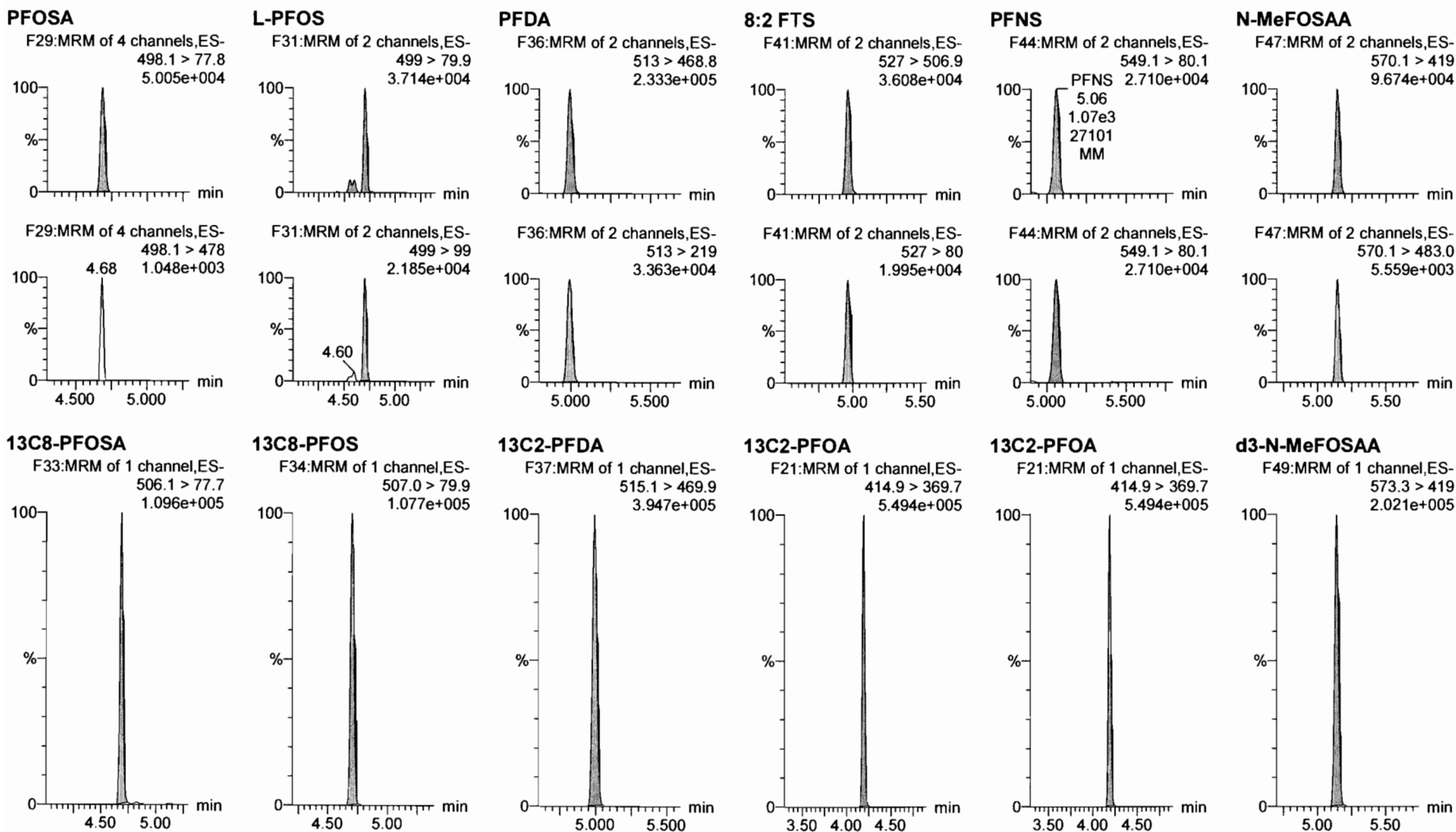


Dataset: F:\Projects\PFAS.PRO\Results\180222M1\180222M1-CRV.qld

Last Altered: Friday, February 23, 2018 09:51:26 Pacific Standard Time

Printed: Friday, February 23, 2018 10:09:40 Pacific Standard Time

Name: 180222M1_6, Date: 22-Feb-2018, Time: 15:24:36, ID: ST180222M1-5 PFC CS2 18B0814, Description: PFC CS2 18B0814

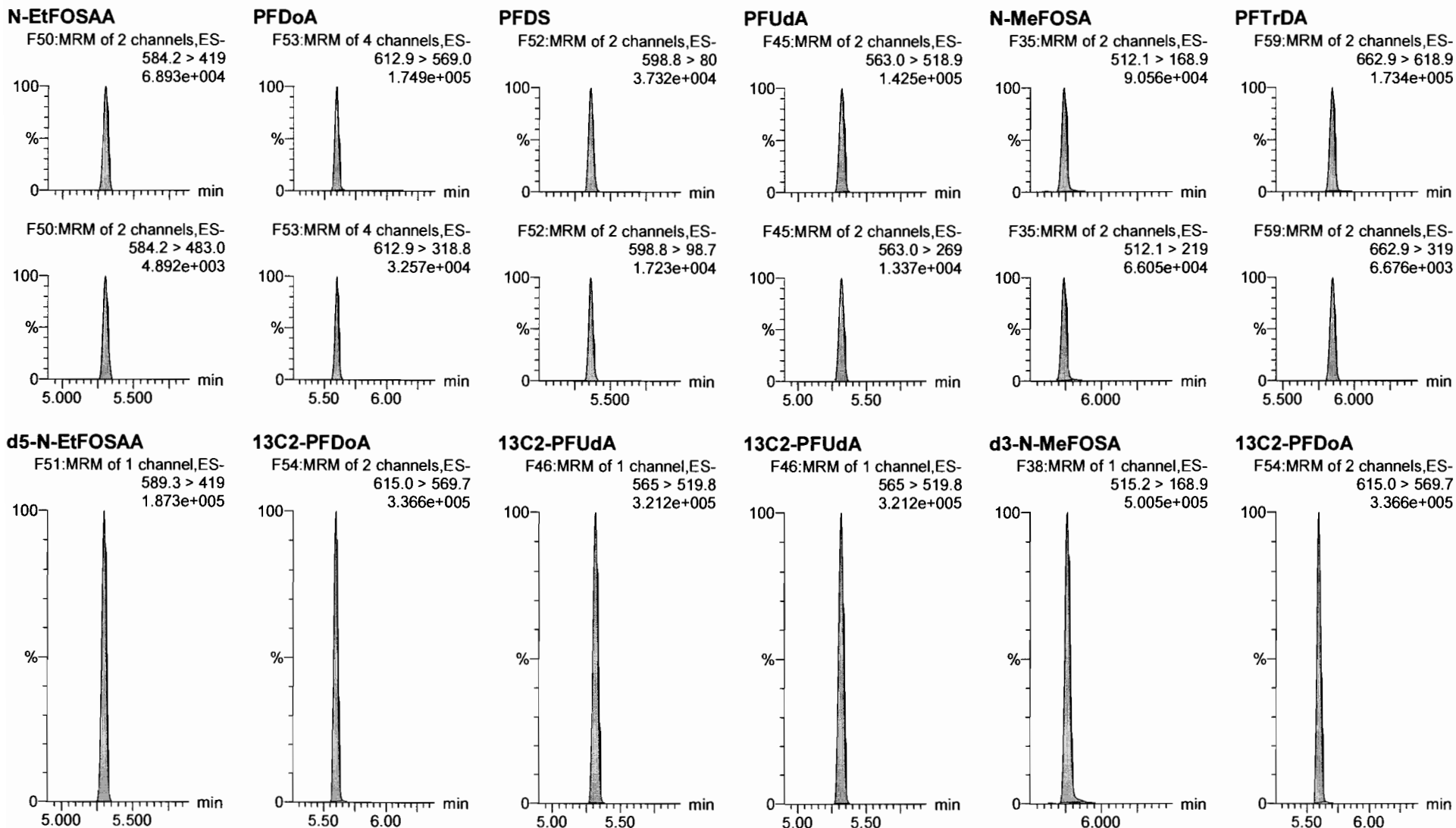


Dataset: F:\Projects\PFAS.PRO\Results\180222M1\180222M1-CRV.qld

Last Altered: Friday, February 23, 2018 09:51:26 Pacific Standard Time

Printed: Friday, February 23, 2018 10:09:40 Pacific Standard Time

Name: 180222M1_6, Date: 22-Feb-2018, Time: 15:24:36, ID: ST180222M1-5 PFC CS2 18B0814, Description: PFC CS2 18B0814



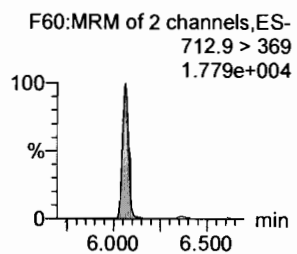
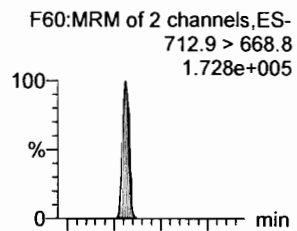
Dataset: F:\Projects\PFAS.PRO\Results\180222M1\180222M1-CRV.qld

Last Altered: Friday, February 23, 2018 09:51:26 Pacific Standard Time

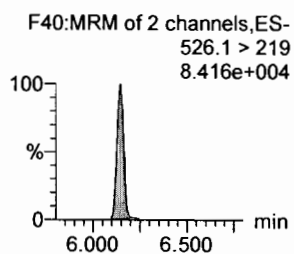
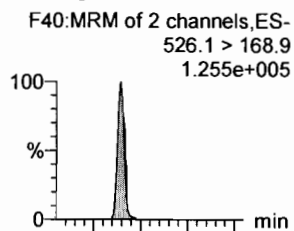
Printed: Friday, February 23, 2018 10:09:40 Pacific Standard Time

Name: 180222M1_6, Date: 22-Feb-2018, Time: 15:24:36, ID: ST180222M1-5 PFC CS2 18B0814, Description: PFC CS2 18B0814

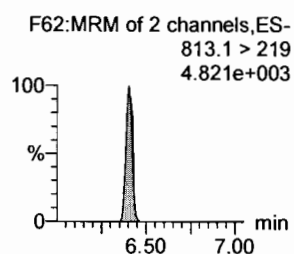
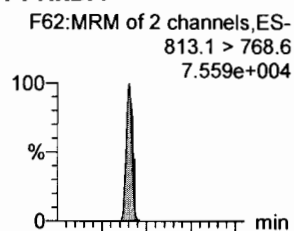
PFTeDA



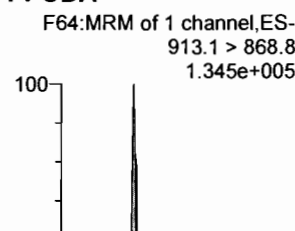
N-EtFOSA



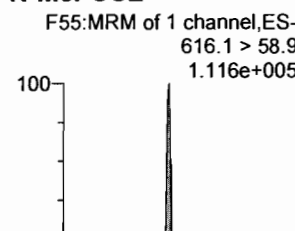
PFHxDA



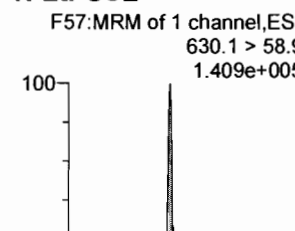
PFODA



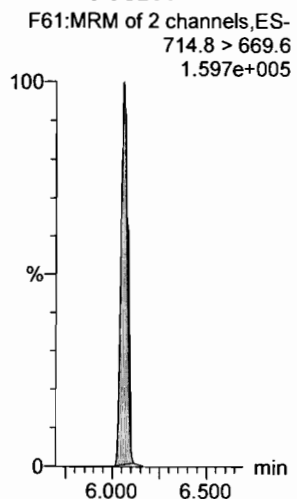
N-MeFOSE



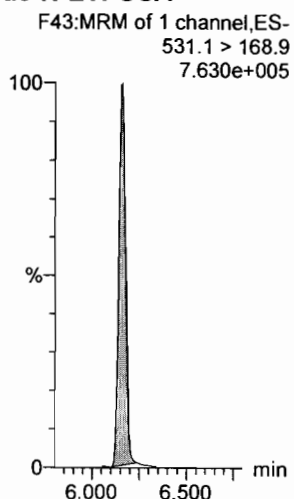
N-EtFOSE



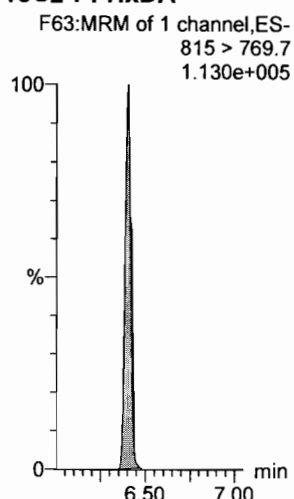
13C2-PFTeDA



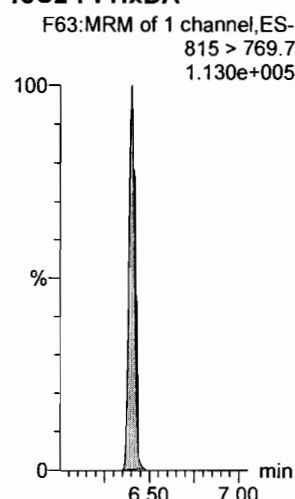
d5-N-ETFOSA



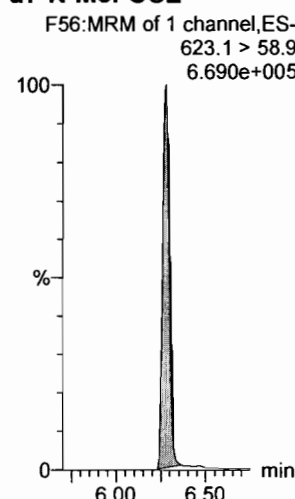
13C2-PFHxDA



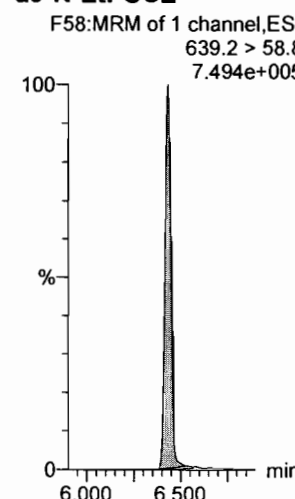
13C2-PFHxDA



d7-N-MeFOSE



d9-N-EtFOSE



Dataset: F:\Projects\PFAS.PRO\Results\180222M1\180222M1-CRV.qld

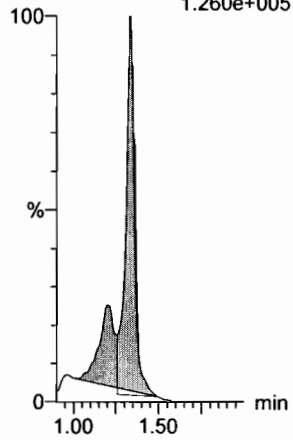
Last Altered: Friday, February 23, 2018 09:51:26 Pacific Standard Time

Printed: Friday, February 23, 2018 10:09:40 Pacific Standard Time

Name: 180222M1_6, Date: 22-Feb-2018, Time: 15:24:36, ID: ST180222M1-5 PFC CS2 18B0814, Description: PFC CS2 18B0814

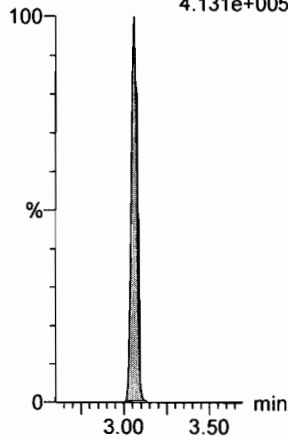
13C4-PFBA

F3:MRM of 1 channel,ES-
217. > 171.8
1.260e+005



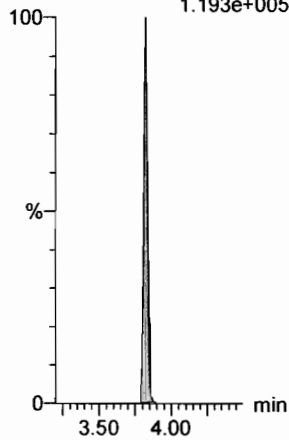
13C5-PFHxA

F10:MRM of 1 channel,ES-
318 > 272.9
4.131e+005



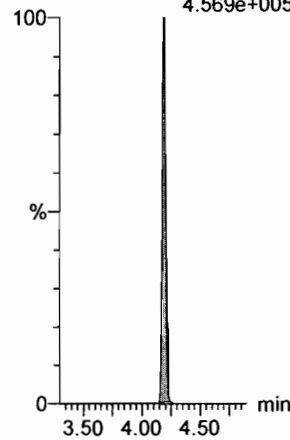
13C3-PFHxS

F18:MRM of 1 channel,ES-
401.9 > 79.9
1.193e+005



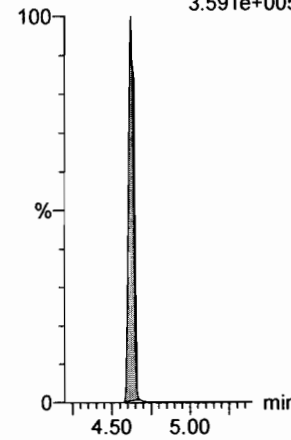
13C8-PFOA

F22:MRM of 1 channel,ES-
421.3 > 376
4.569e+005



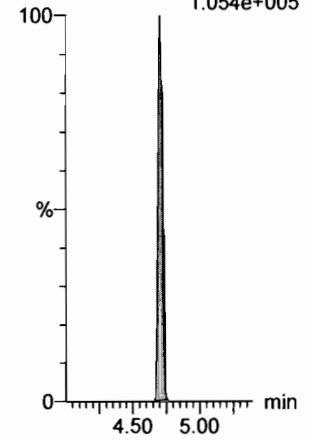
13C9-PFNA

F28:MRM of 1 channel,ES-
472.2 > 426.9
3.591e+005



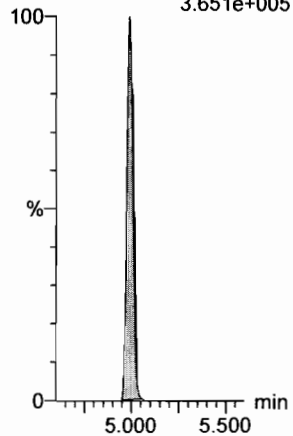
13C4-PFOS

F32:MRM of 1 channel,ES-
503 > 79.9
1.054e+005



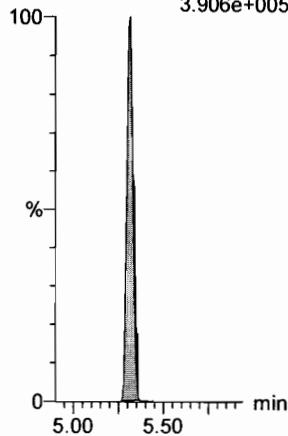
13C6-PFDA

F39:MRM of 1 channel,ES-
519.1 > 473.7
3.651e+005



13C7-PFUdA

F48:MRM of 1 channel,ES-
570.1 > 524.8
3.906e+005



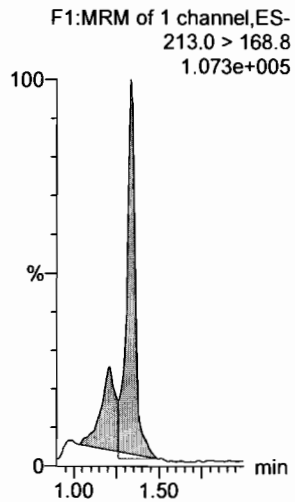
Dataset: F:\Projects\PFAS.PRO\Results\180222M1\180222M1-CRV.qld

Last Altered: Friday, February 23, 2018 09:51:26 Pacific Standard Time

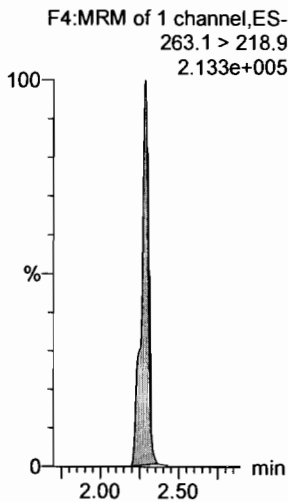
Printed: Friday, February 23, 2018 10:09:40 Pacific Standard Time

Name: 180222M1_7, Date: 22-Feb-2018, Time: 15:36:03, ID: ST180222M1-6 PFC CS3 18B0815, Description: PFC CS3 18B0815

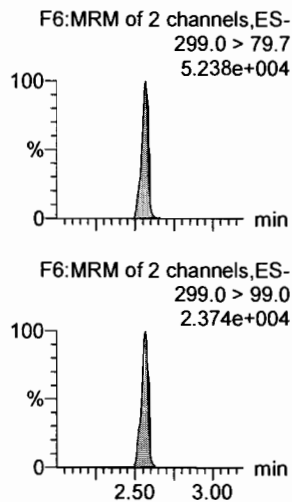
PFBA



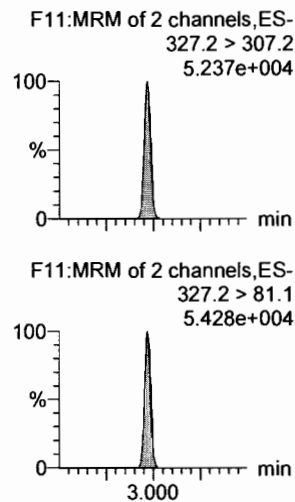
PFPeA



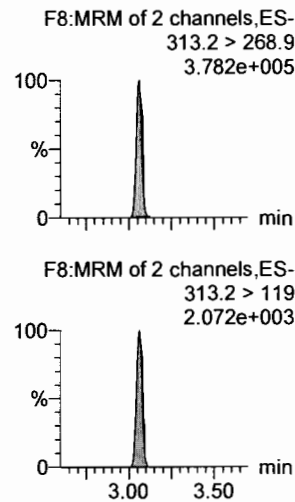
PFBS



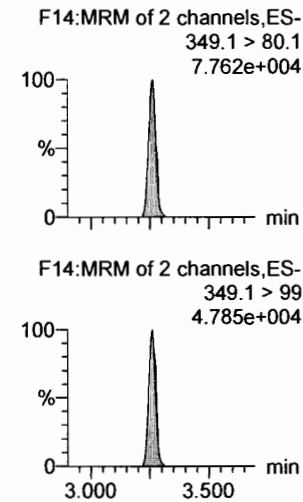
4:2 FTS



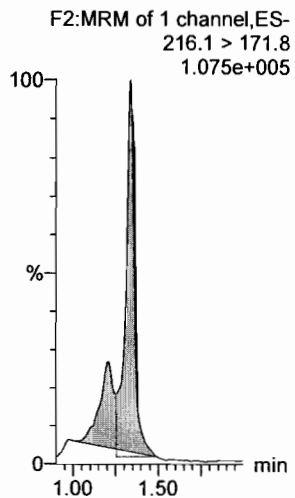
PFHxA



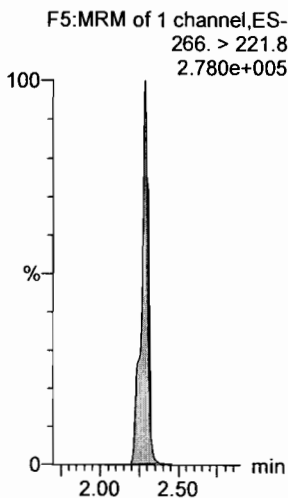
PFPeS



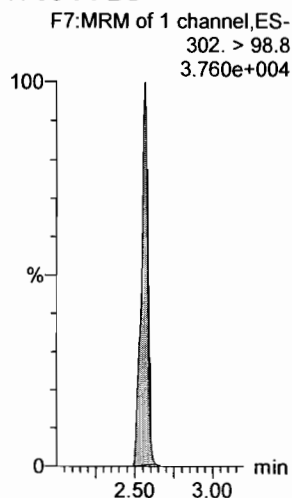
13C3-PFBA



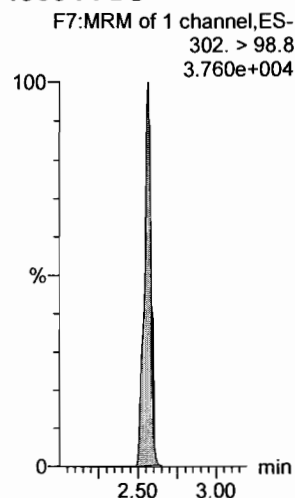
13C3-PFPeA



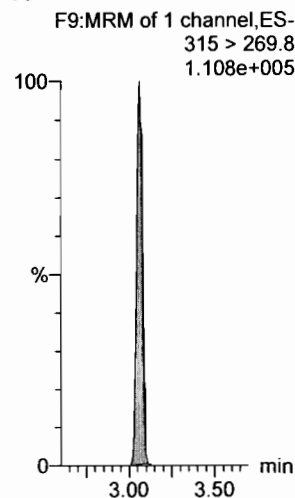
13C3-PFBS



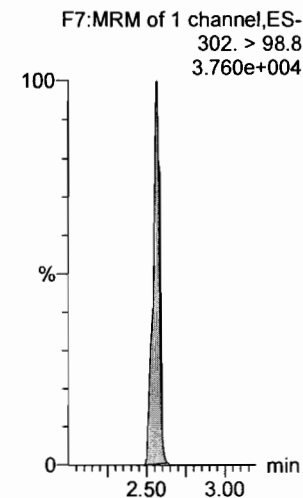
13C3-PFBS



13C2-PFHxA



13C3-PFBS



Dataset: F:\Projects\PFAS.PRO\Results\180222M1\180222M1-CRV.qld

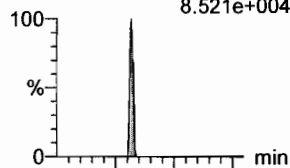
Last Altered: Friday, February 23, 2018 09:51:26 Pacific Standard Time

Printed: Friday, February 23, 2018 10:09:40 Pacific Standard Time

Name: 180222M1_7, Date: 22-Feb-2018, Time: 15:36:03, ID: ST180222M1-6 PFC CS3 18B0815, Description: PFC CS3 18B0815


6:2 FTS

F23:MRM of 2 channels,ES-
427.1 > 407
8.521e+004



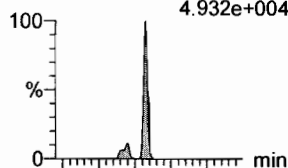
PFHpA

F15:MRM of 2 channels,ES-
363.0 > 318.9
3.326e+005



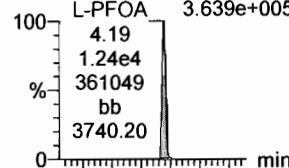
L-PFHxS

F17:MRM of 2 channels,ES-
398.9 > 79.6
4.932e+004



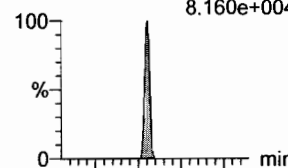
L-PFOA

F20:MRM of 2 channels,ES-
413 > 368.7
3.639e+005



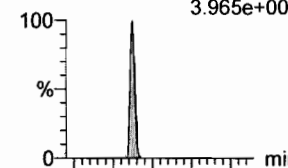
PFHpS

F25:MRM of 2 channels,ES-
449 > 80.0
8.160e+004

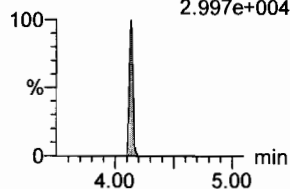


PFNA

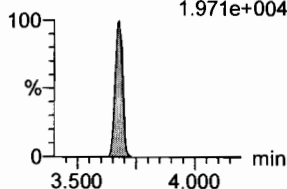
F26:MRM of 2 channels,ES-
463.0 > 418.8
3.965e+005



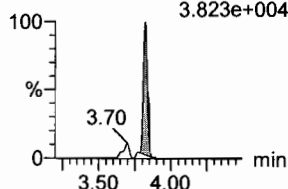
F23:MRM of 2 channels,ES-
427.1 > 80
2.997e+004



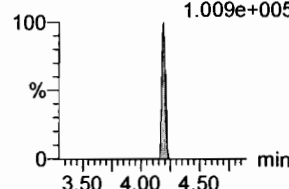
F15:MRM of 2 channels,ES-
363.0 > 169.0
1.971e+004



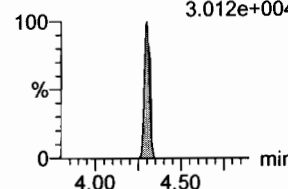
F17:MRM of 2 channels,ES-
398.9 > 99.0
3.823e+004



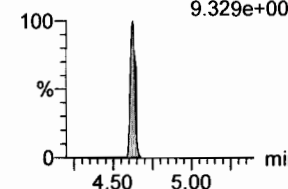
F20:MRM of 2 channels,ES-
413 > 169
1.009e+005



F25:MRM of 2 channels,ES-
449 > 98.7
3.012e+004

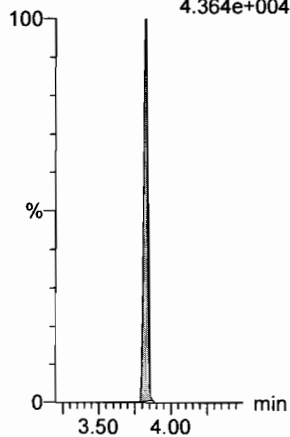


F26:MRM of 2 channels,ES-
463.0 > 219.0
9.329e+004



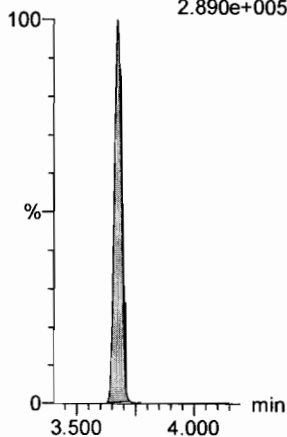
1802-PFHxS

F19:MRM of 1 channel,ES-
403.0 > 102.6
4.364e+004



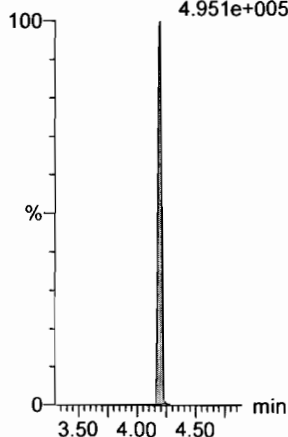
13C4-PFHpA

F16:MRM of 1 channel,ES-
367.2 > 321.8
2.890e+005



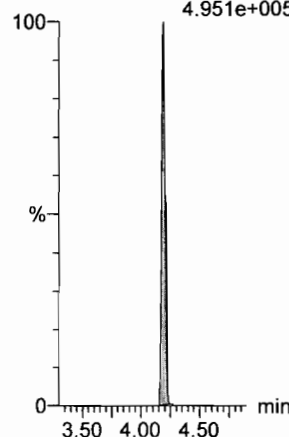
13C2-PFOA

F21:MRM of 1 channel,ES-
414.9 > 369.7
4.951e+005



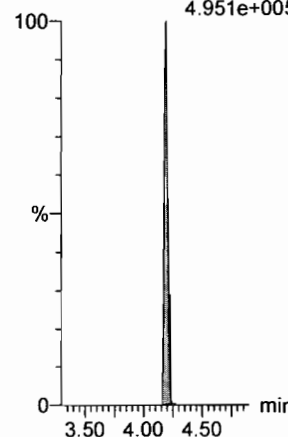
13C2-PFOA

F21:MRM of 1 channel,ES-
414.9 > 369.7
4.951e+005



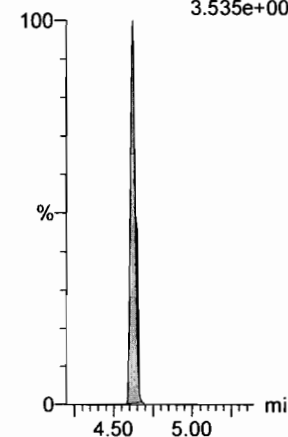
13C2-PFOA

F21:MRM of 1 channel,ES-
414.9 > 369.7
4.951e+005



13C5-PFNA

F27:MRM of 1 channel,ES-
468.2 > 422.9
3.535e+005



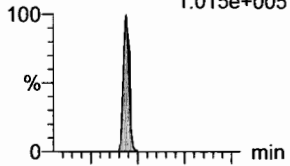
Dataset: F:\Projects\PFAS.PRO\Results\180222M1\180222M1-CRV.qld

Last Altered: Friday, February 23, 2018 09:51:26 Pacific Standard Time
Printed: Friday, February 23, 2018 10:09:40 Pacific Standard Time

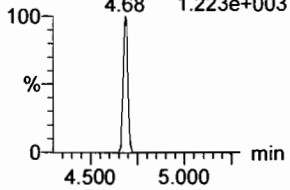
Name: 180222M1_7, Date: 22-Feb-2018, Time: 15:36:03, ID: ST180222M1-6 PFC CS3 18B0815, Description: PFC CS3 18B0815

PFOSA

F29:MRM of 4 channels,ES-
498.1 > 77.8
1.015e+005

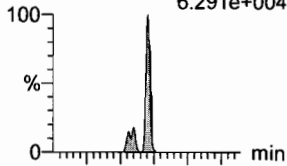


F29:MRM of 4 channels,ES-
498.1 > 478
1.223e+003

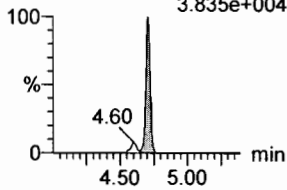


L-PFOS

F31:MRM of 2 channels,ES-
499 > 79.9
6.291e+004

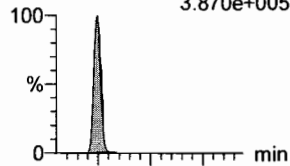


F31:MRM of 2 channels,ES-
499 > 99
3.835e+004

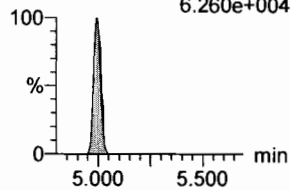


PFDA

F36:MRM of 2 channels,ES-
513 > 468.8
3.870e+005

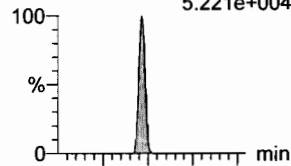


F36:MRM of 2 channels,ES-
513 > 219
6.260e+004

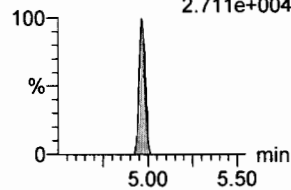


8:2 FTS

F41:MRM of 2 channels,ES-
527 > 506.9
5.221e+004

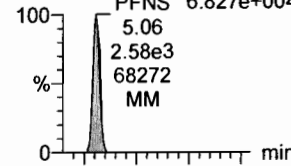


F41:MRM of 2 channels,ES-
527 > 80
2.711e+004

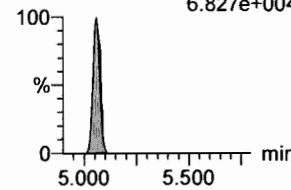


PFNS

F44:MRM of 2 channels,ES-
549.1 > 80.1
6.827e+004

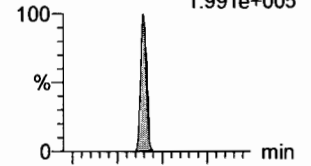


F44:MRM of 2 channels,ES-
549.1 > 80.1
6.827e+004

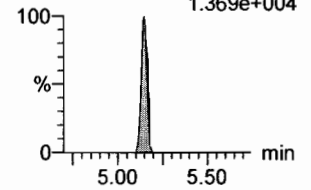


N-MeFOSAA

F47:MRM of 2 channels,ES-
570.1 > 419
1.991e+005

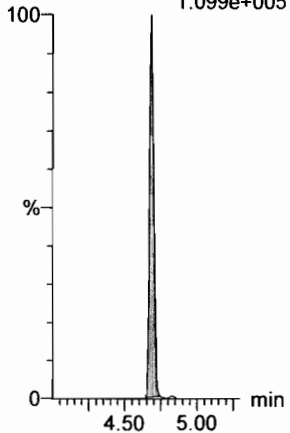


F47:MRM of 2 channels,ES-
570.1 > 483.0
1.369e+004



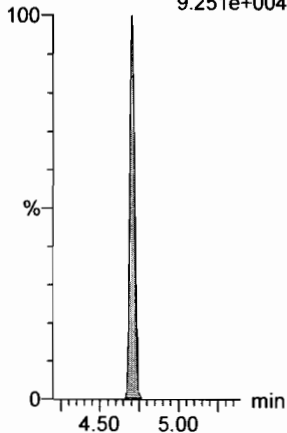
13C8-PFOSA

F33:MRM of 1 channel,ES-
506.1 > 77.7
1.099e+005



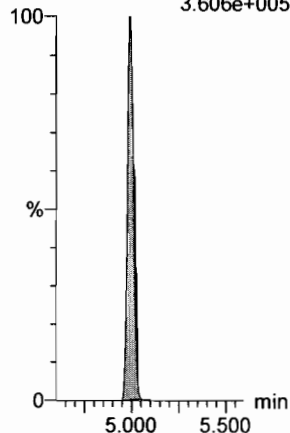
13C8-PFOS

F34:MRM of 1 channel,ES-
507.0 > 79.9
9.251e+004



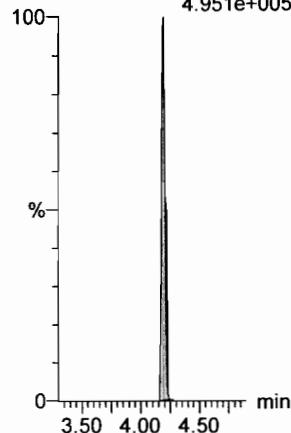
13C2-PFDA

F37:MRM of 1 channel,ES-
515.1 > 469.9
3.606e+005



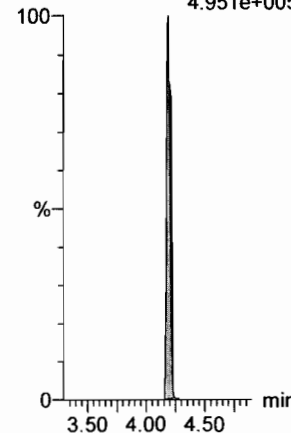
13C2-PFOA

F21:MRM of 1 channel,ES-
414.9 > 369.7
4.951e+005



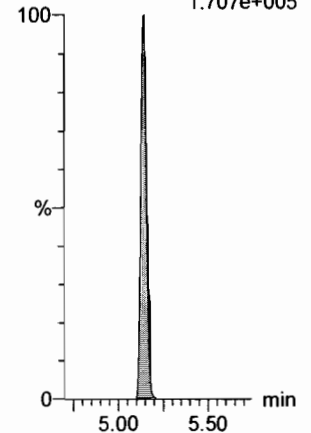
13C2-PFOA

F21:MRM of 1 channel,ES-
414.9 > 369.7
4.951e+005



d3-N-MeFOSAA

F49:MRM of 1 channel,ES-
573.3 > 419
1.707e+005



Dataset: F:\Projects\PFAS.PRO\Results\180222M1\180222M1-CRV.qld

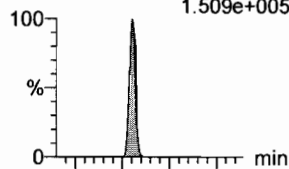
Last Altered: Friday, February 23, 2018 09:51:26 Pacific Standard Time

Printed: Friday, February 23, 2018 10:09:40 Pacific Standard Time

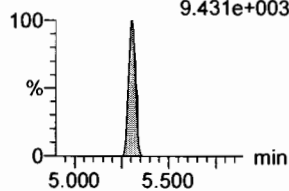
Name: 180222M1_7, Date: 22-Feb-2018, Time: 15:36:03, ID: ST180222M1-6 PFC CS3 18B0815, Description: PFC CS3 18B0815

N-EtFOSAA

F50:MRM of 2 channels,ES-
584.2 > 419
1.509e+005

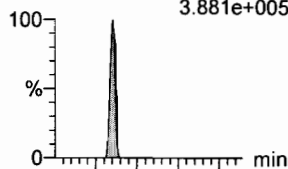


F50:MRM of 2 channels,ES-
584.2 > 483.0
9.431e+003

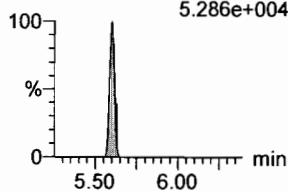


PFDoA

F53:MRM of 4 channels,ES-
612.9 > 569.0
3.881e+005

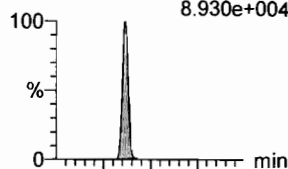


F53:MRM of 4 channels,ES-
612.9 > 318.8
5.286e+004

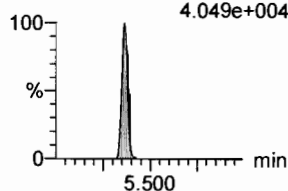


PFDS

F52:MRM of 2 channels,ES-
598.8 > 80
8.930e+004

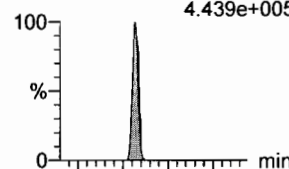


F52:MRM of 2 channels,ES-
598.8 > 98.7
4.049e+004

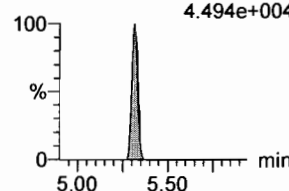


PFUdA

F45:MRM of 2 channels,ES-
563.0 > 518.9
4.439e+005

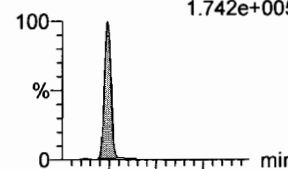


F45:MRM of 2 channels,ES-
563.0 > 269
4.494e+004

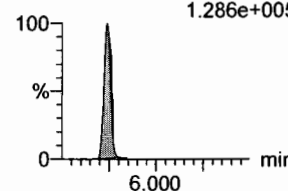


N-MeFOSA

F35:MRM of 2 channels,ES-
512.1 > 168.9
1.742e+005

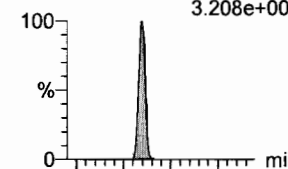


F35:MRM of 2 channels,ES-
512.1 > 219
1.286e+005

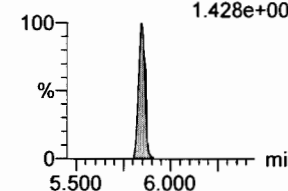


PFTrDA

F59:MRM of 2 channels,ES-
662.9 > 618.9
3.208e+005

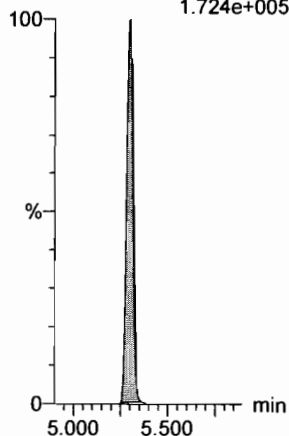


F59:MRM of 2 channels,ES-
662.9 > 319
1.428e+004



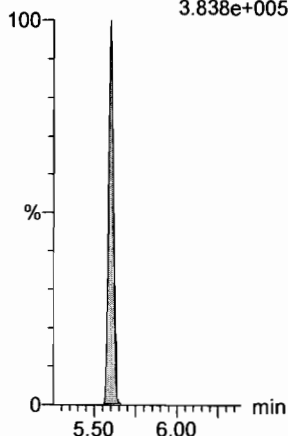
d5-N-EtFOSAA

F51:MRM of 1 channel,ES-
589.3 > 419
1.724e+005



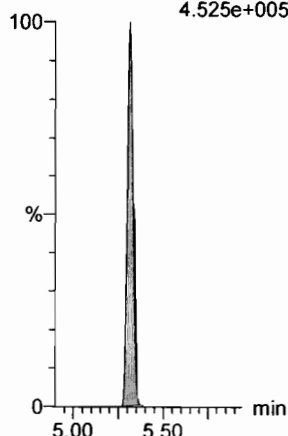
13C2-PFDoA

F54:MRM of 2 channels,ES-
615.0 > 569.7
3.838e+005



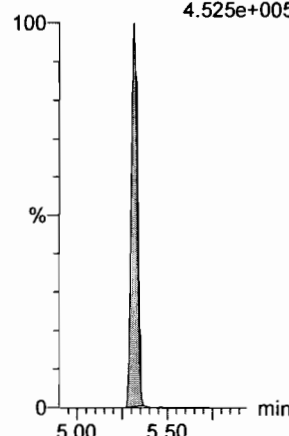
13C2-PFUdA

F46:MRM of 1 channel,ES-
565 > 519.8
4.525e+005



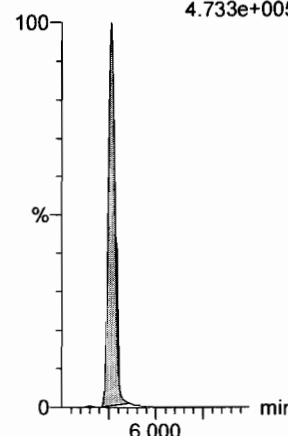
13C2-PFUdA

F46:MRM of 1 channel,ES-
565 > 519.8
4.525e+005



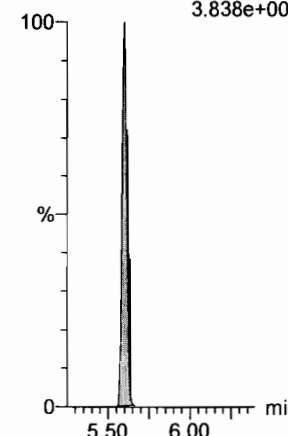
d3-N-MeFOSA

F38:MRM of 1 channel,ES-
515.2 > 168.9
4.733e+005



13C2-PFDoA

F54:MRM of 2 channels,ES-
615.0 > 569.7
3.838e+005

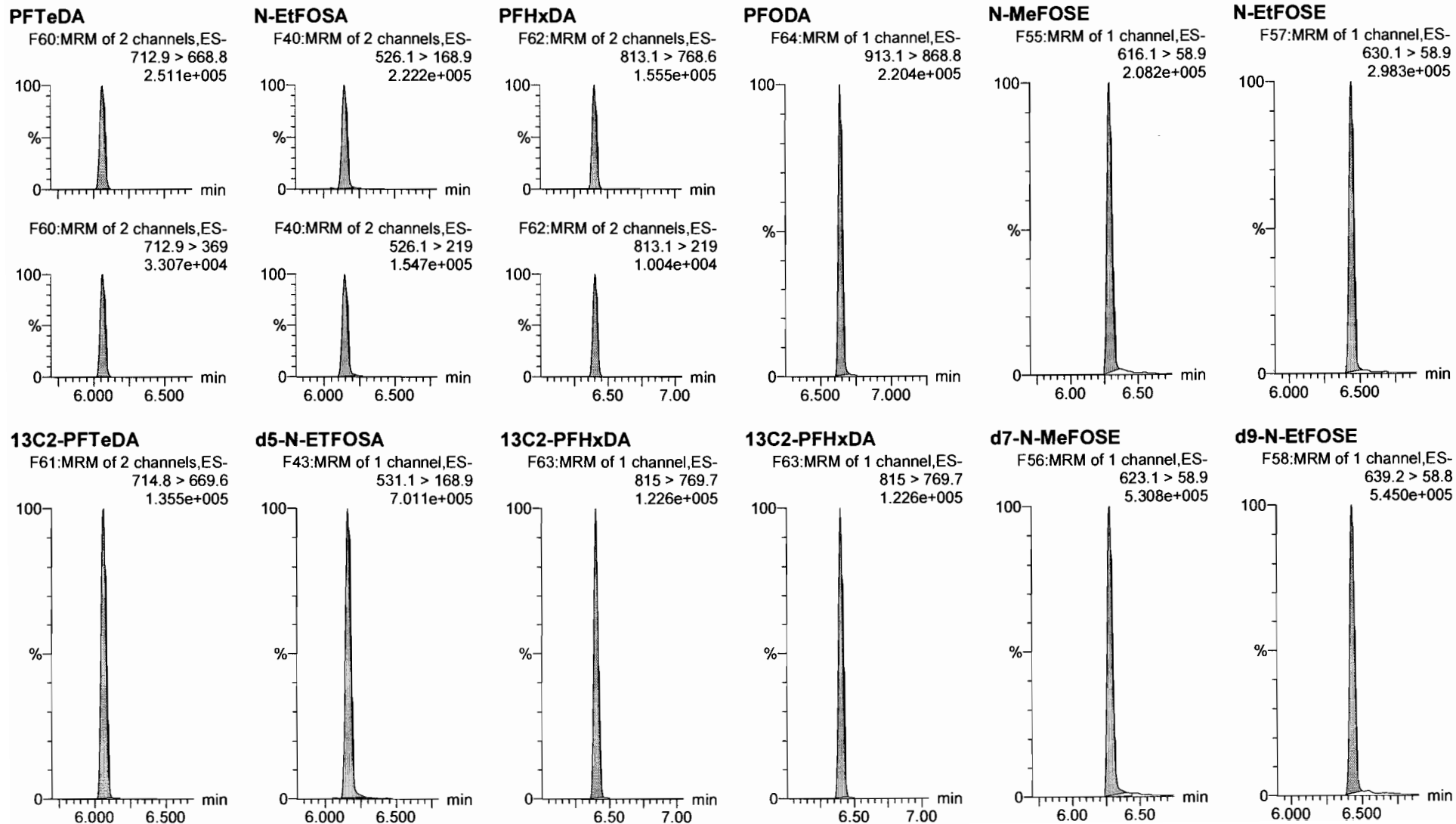


Dataset: F:\Projects\PFAS.PRO\Results\180222M1\180222M1-CRV.qld

Last Altered: Friday, February 23, 2018 09:51:26 Pacific Standard Time

Printed: Friday, February 23, 2018 10:09:40 Pacific Standard Time

Name: 180222M1_7, Date: 22-Feb-2018, Time: 15:36:03, ID: ST180222M1-6 PFC CS3 18B0815, Description: PFC CS3 18B0815



Dataset: F:\Projects\PFAS.PRO\Results\180222M1\180222M1-CRV.qld

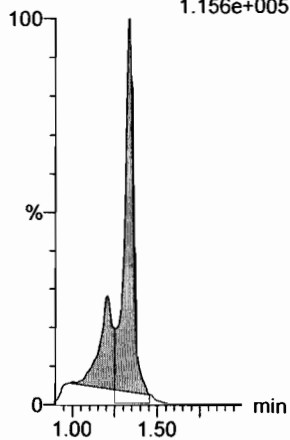
Last Altered: Friday, February 23, 2018 09:51:26 Pacific Standard Time

Printed: Friday, February 23, 2018 10:09:40 Pacific Standard Time

Name: 180222M1_7, Date: 22-Feb-2018, Time: 15:36:03, ID: ST180222M1-6 PFC CS3 18B0815, Description: PFC CS3 18B0815

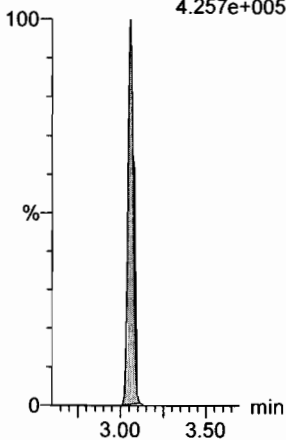
13C4-PFBA

F3:MRM of 1 channel,ES-
217. > 171.8
1.156e+005



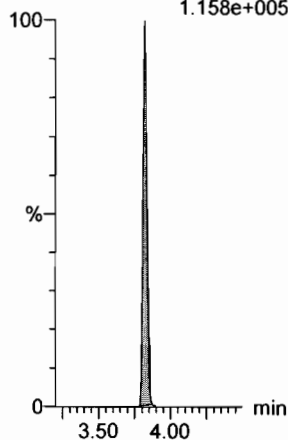
13C5-PFHxA

F10:MRM of 1 channel,ES-
318 > 272.9
4.257e+005




13C3-PFHxS

F18:MRM of 1 channel,ES-
401.9 > 79.9
1.158e+005



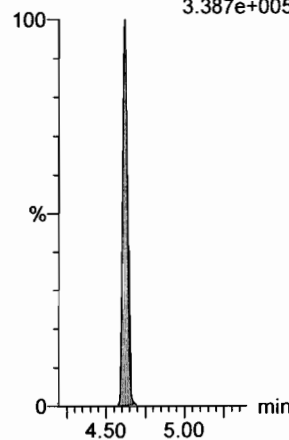
13C8-PFOA

F22:MRM of 1 channel,ES-
421.3 > 376
3.871e+005



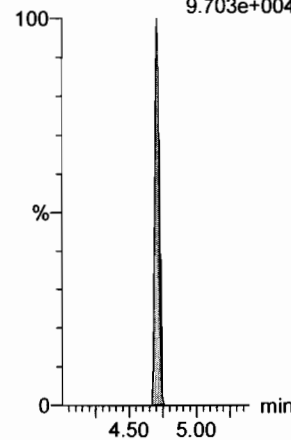
13C9-PFNA

F28:MRM of 1 channel,ES-
472.2 > 426.9
3.387e+005



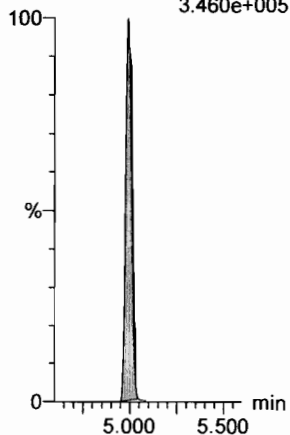
13C4-PFOS

F32:MRM of 1 channel,ES-
503 > 79.9
9.703e+004



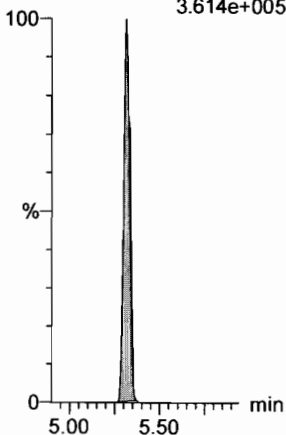
13C6-PFDA

F39:MRM of 1 channel,ES-
519.1 > 473.7
3.460e+005



13C7-PFUdA

F48:MRM of 1 channel,ES-
570.1 > 524.8
3.614e+005

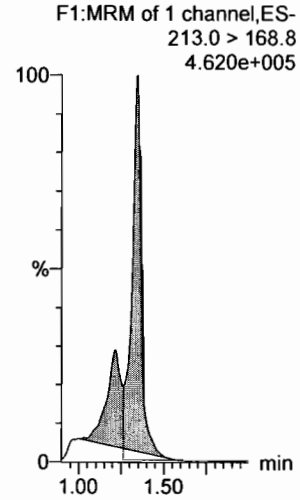


Dataset: F:\Projects\PFAS.PRO\Results\180222M1\180222M1-CRV.qld

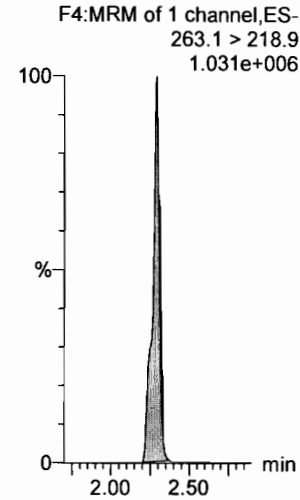
Last Altered: Friday, February 23, 2018 09:51:26 Pacific Standard Time
Printed: Friday, February 23, 2018 10:09:40 Pacific Standard Time

Name: 180222M1_8, Date: 22-Feb-2018, Time: 15:47:29, ID: ST180222M1-7 PFC CS4 18B0816, Description: PFC CS4 18B0816

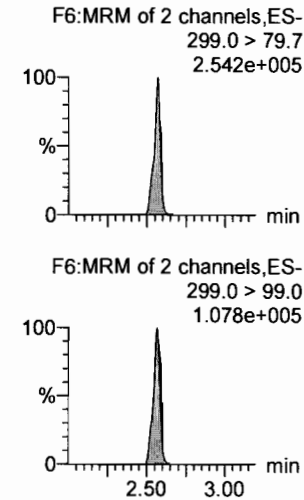
PFBA



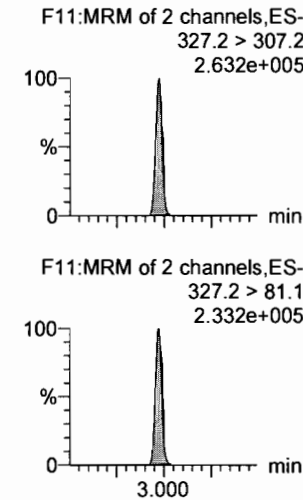
PFPeA



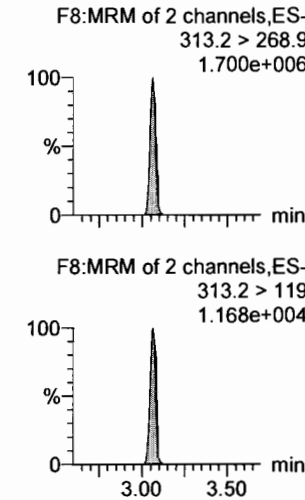
PFBS



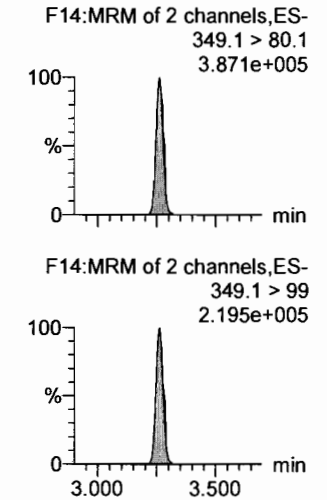
4:2 FTS



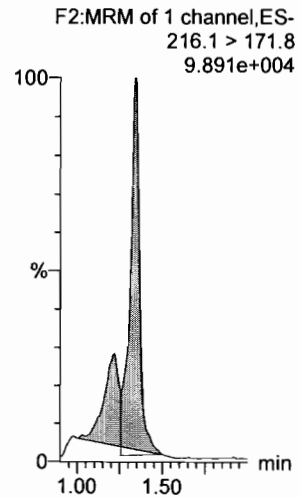
PFHxA



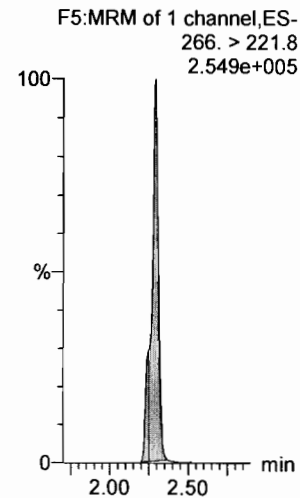
PFPeS



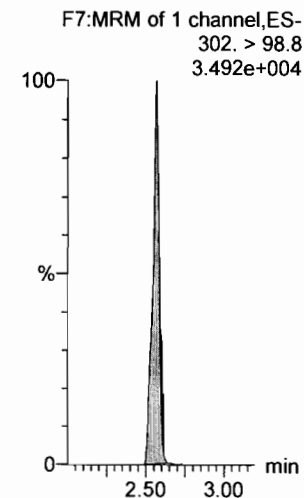
13C3-PFBA



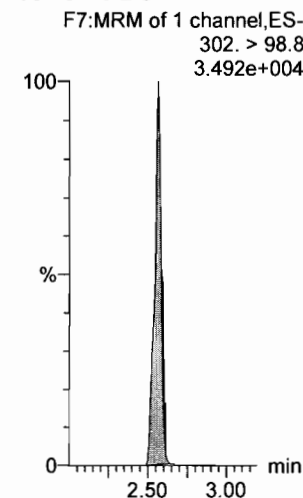
13C3-PFPeA



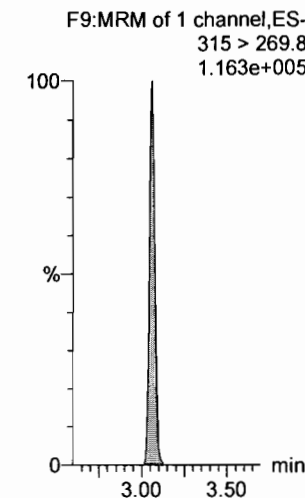
13C3-PFBS



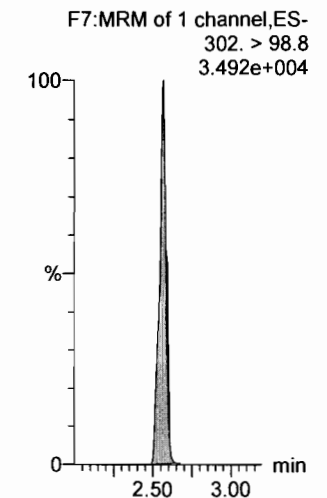
13C3-PFBS



13C2-PFHxA



13C3-PFBS



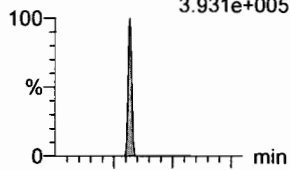
Dataset: F:\Projects\PFAS.PRO\Results\180222M1\180222M1-CRV.qld

Last Altered: Friday, February 23, 2018 09:51:26 Pacific Standard Time
Printed: Friday, February 23, 2018 10:09:40 Pacific Standard Time

Name: 180222M1_8, Date: 22-Feb-2018, Time: 15:47:29, ID: ST180222M1-7 PFC CS4 18B0816, Description: PFC CS4 18B0816

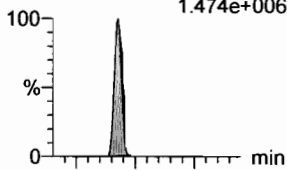
6:2 FTS

F23:MRM of 2 channels,ES-
427.1 > 407
3.931e+005



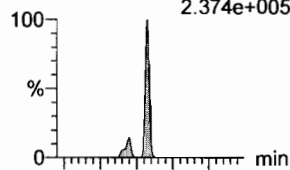
PFHpA

F15:MRM of 2 channels,ES-
363.0 > 318.9
1.474e+006



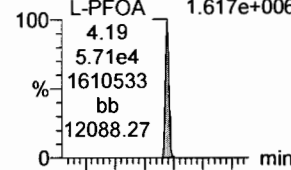
L-PFHxS

F17:MRM of 2 channels,ES-
398.9 > 79.6
2.374e+005



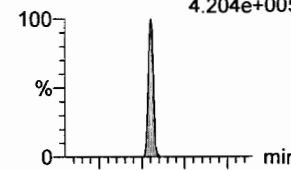
L-PFOA

F20:MRM of 2 channels,ES-
413 > 368.7
1.617e+006



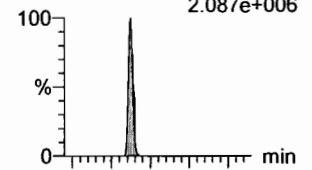
PFHpS

F25:MRM of 2 channels,ES-
449 > 80.0
4.204e+005

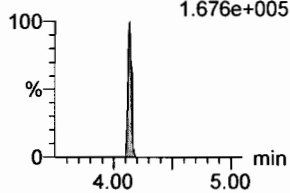


PFNA

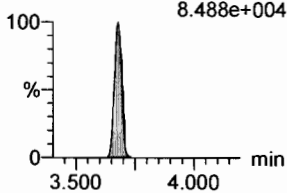
F26:MRM of 2 channels,ES-
463.0 > 418.8
2.087e+006



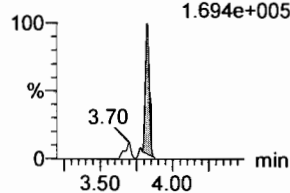
F23:MRM of 2 channels,ES-
427.1 > 80
1.676e+005



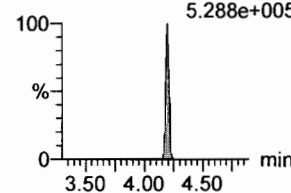
F15:MRM of 2 channels,ES-
363.0 > 169.0
8.488e+004



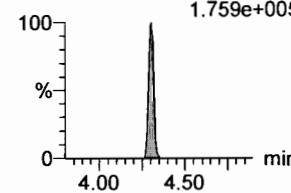
F17:MRM of 2 channels,ES-
398.9 > 99.0
1.694e+005



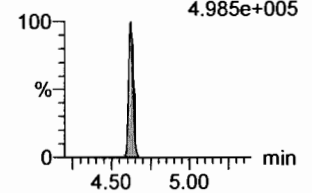
F20:MRM of 2 channels,ES-
413 > 169
5.288e+005



F25:MRM of 2 channels,ES-
449 > 98.7
1.759e+005

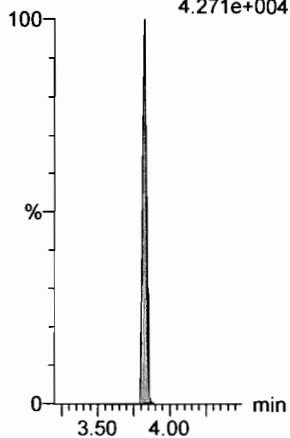


F26:MRM of 2 channels,ES-
463.0 > 219.0
4.985e+005



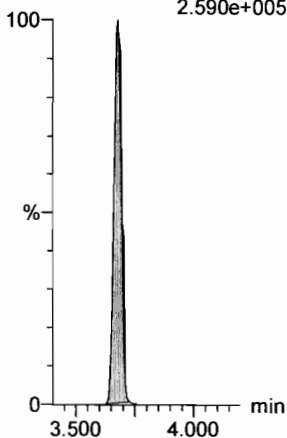
18O2-PFHxS

F19:MRM of 1 channel,ES-
403.0 > 102.6
4.271e+004



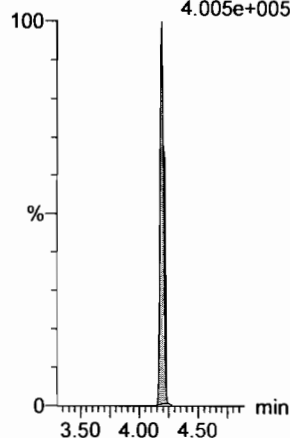
13C4-PFHpA

F16:MRM of 1 channel,ES-
367.2 > 321.8
2.590e+005



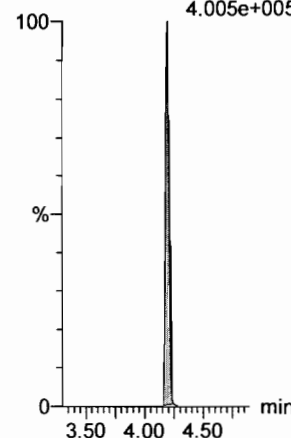
13C2-PFOA

F21:MRM of 1 channel,ES-
414.9 > 369.7
4.005e+005



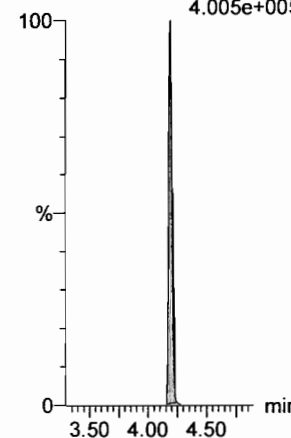
13C2-PFOA

F21:MRM of 1 channel,ES-
414.9 > 369.7
4.005e+005



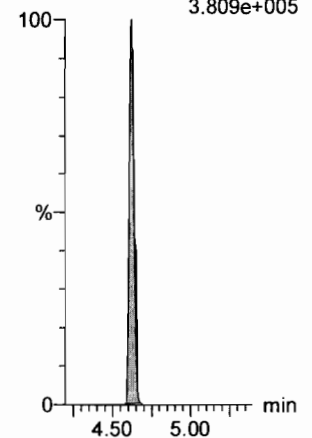
13C2-PFOA

F21:MRM of 1 channel,ES-
414.9 > 369.7
4.005e+005



13C5-PFNA

F27:MRM of 1 channel,ES-
468.2 > 422.9
3.809e+005



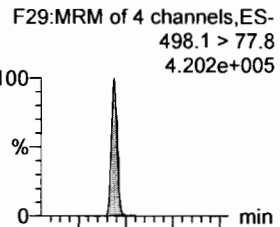
Dataset: F:\Projects\PFAS.PRO\Results\180222M1\180222M1-CRV.qld

Last Altered: Friday, February 23, 2018 09:51:26 Pacific Standard Time

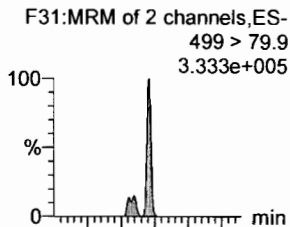
Printed: Friday, February 23, 2018 10:09:40 Pacific Standard Time

Name: 180222M1_8, Date: 22-Feb-2018, Time: 15:47:29, ID: ST180222M1-7 PFC CS4 18B0816, Description: PFC CS4 18B0816

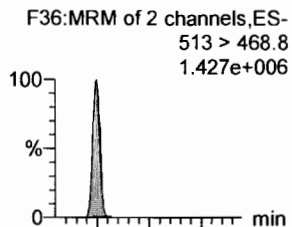
PFOSA



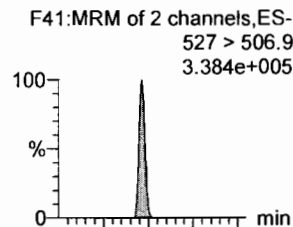
L-PFOS



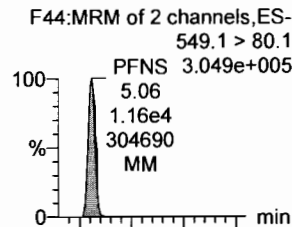
PFDA



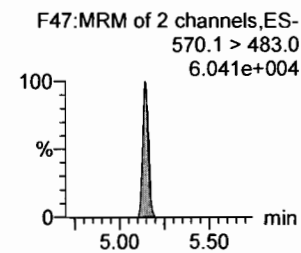
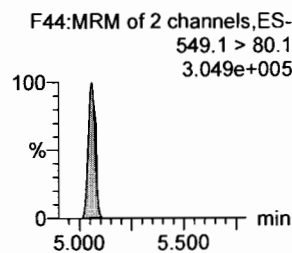
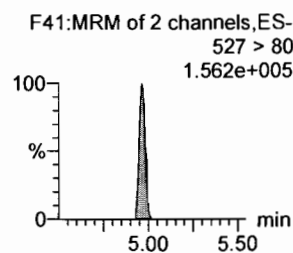
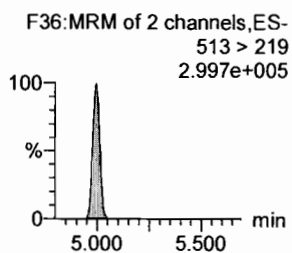
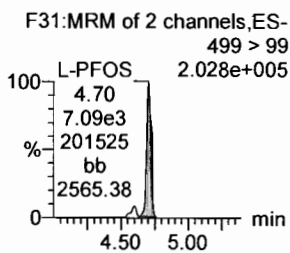
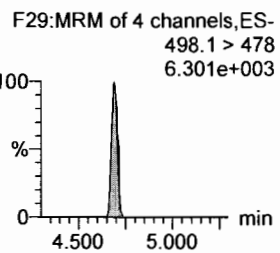
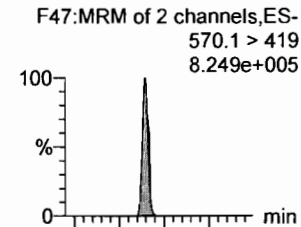
8:2 FTS



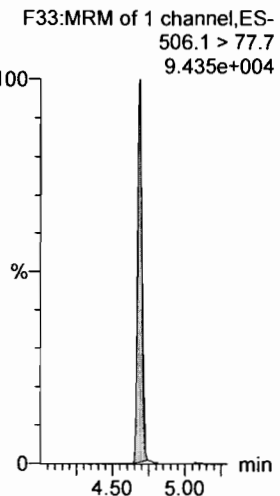
PFNS



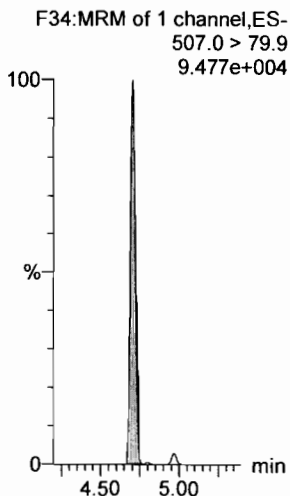
N-MeFOSAA



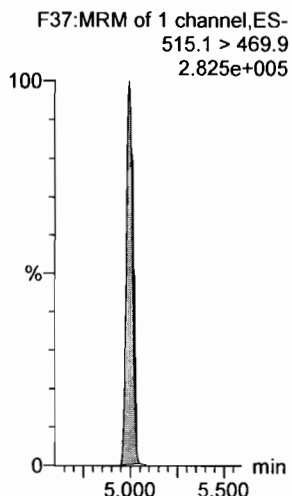
13C8-PFOSA



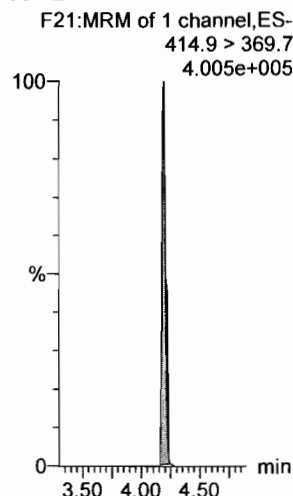
13C8-PFOS



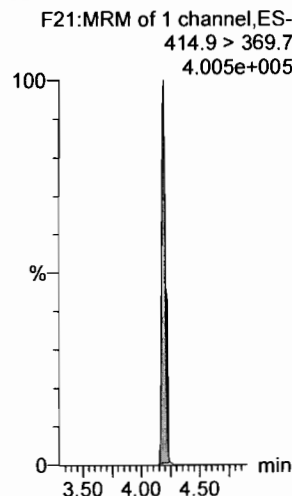
13C2-PFDA



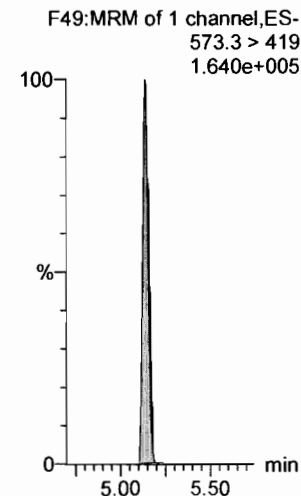
13C2-PFOA



13C2-PFOA



d3-N-MeFOSAA



Dataset: F:\Projects\PFAS.PRO\Results\180222M1\180222M1-CRV.qld

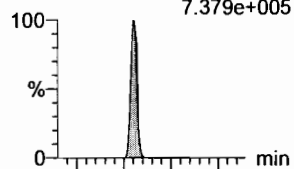
Last Altered: Friday, February 23, 2018 09:51:26 Pacific Standard Time

Printed: Friday, February 23, 2018 10:09:40 Pacific Standard Time

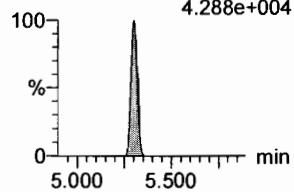
Name: 180222M1_8, Date: 22-Feb-2018, Time: 15:47:29, ID: ST180222M1-7 PFC CS4 18B0816, Description: PFC CS4 18B0816

N-EtFOSAA

F50:MRM of 2 channels,ES-
584.2 > 419
7.379e+005

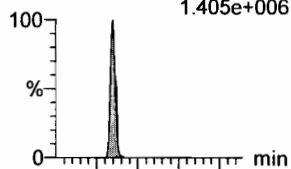


F50:MRM of 2 channels,ES-
584.2 > 483.0
4.288e+004

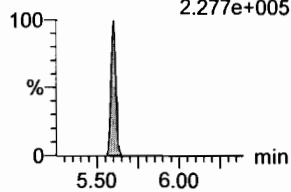


PFDoA

F53:MRM of 4 channels,ES-
612.9 > 569.0
1.405e+006




F53:MRM of 4 channels,ES-
612.9 > 318.8
2.277e+005

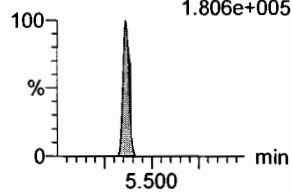


PFDS

F52:MRM of 2 channels,ES-
598.8 > 80
4.485e+005

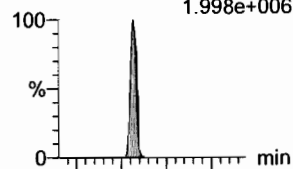


F52:MRM of 2 channels,ES-
598.8 > 98.7
1.806e+005

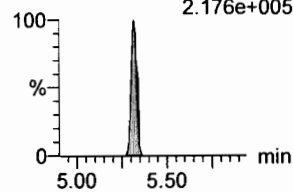


PFUdA

F45:MRM of 2 channels,ES-
563.0 > 518.9
1.998e+006

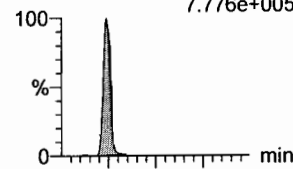


F45:MRM of 2 channels,ES-
563.0 > 269
2.176e+005

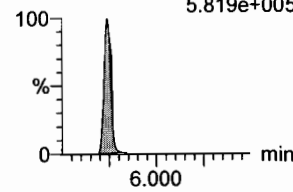


N-MeFOSA

F35:MRM of 2 channels,ES-
512.1 > 168.9
7.776e+005

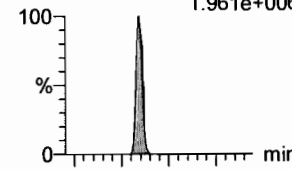


F35:MRM of 2 channels,ES-
512.1 > 219
5.819e+005

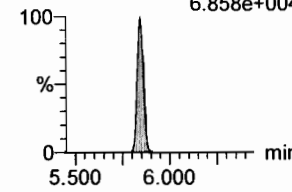


PFTrDA

F59:MRM of 2 channels,ES-
662.9 > 618.9
1.961e+006

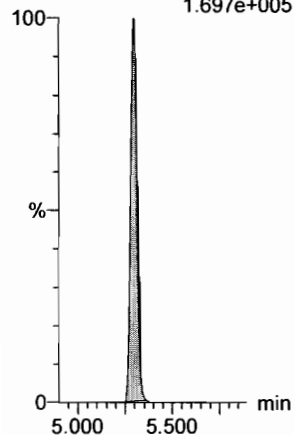


F59:MRM of 2 channels,ES-
662.9 > 319
6.858e+004



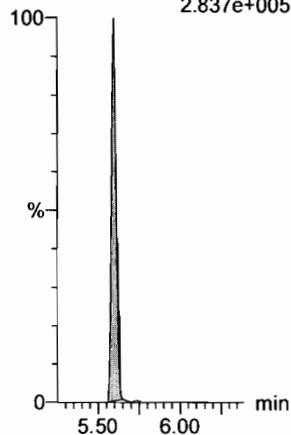
d5-N-EtFOSAA

F51:MRM of 1 channel,ES-
589.3 > 419
1.697e+005



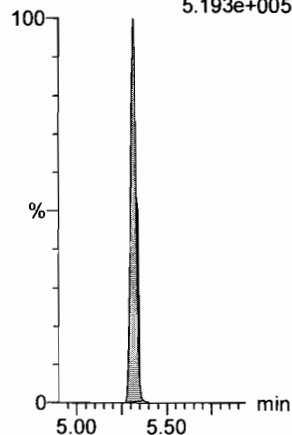
13C2-PFDoA

F54:MRM of 2 channels,ES-
615.0 > 569.7
2.837e+005



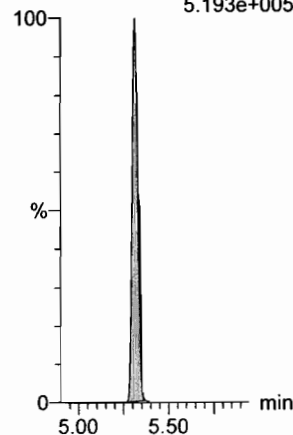
13C2-PFUdA

F46:MRM of 1 channel,ES-
565 > 519.8
5.193e+005



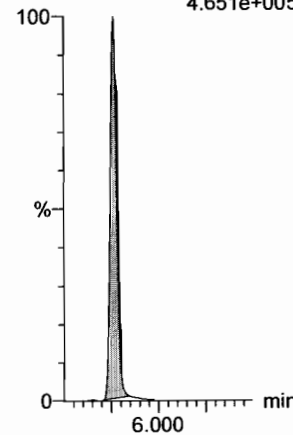
13C2-PFUdA

F46:MRM of 1 channel,ES-
565 > 519.8
5.193e+005



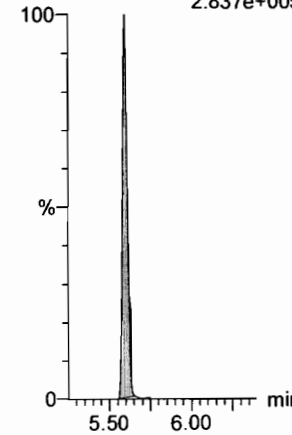
d3-N-MeFOSA

F38:MRM of 1 channel,ES-
515.2 > 168.9
4.651e+005



13C2-PFDoA

F54:MRM of 2 channels,ES-
615.0 > 569.7
2.837e+005



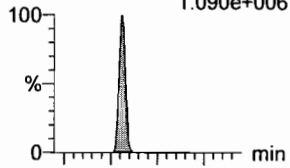
Dataset: F:\Projects\PFAS.PRO\Results\180222M1\180222M1-CRV.qld

Last Altered: Friday, February 23, 2018 09:51:26 Pacific Standard Time
Printed: Friday, February 23, 2018 10:09:40 Pacific Standard Time

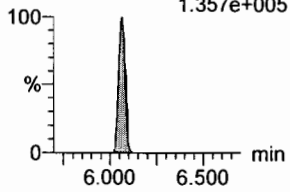
Name: 180222M1_8, Date: 22-Feb-2018, Time: 15:47:29, ID: ST180222M1-7 PFC CS4 18B0816, Description: PFC CS4 18B0816

PFTeDA

F60:MRM of 2 channels,ES-
712.9 > 668.8
1.090e+006

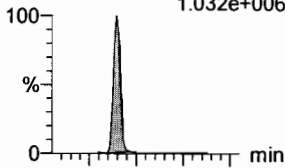


F60:MRM of 2 channels,ES-
712.9 > 369
1.357e+005

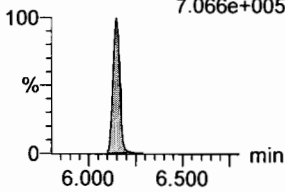


N-EtFOSEA

F40:MRM of 2 channels,ES-
526.1 > 168.9
1.032e+006

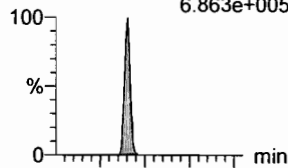


F40:MRM of 2 channels,ES-
526.1 > 219
7.066e+005

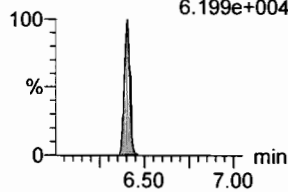


PFHxDA

F62:MRM of 2 channels,ES-
813.1 > 768.6
6.863e+005

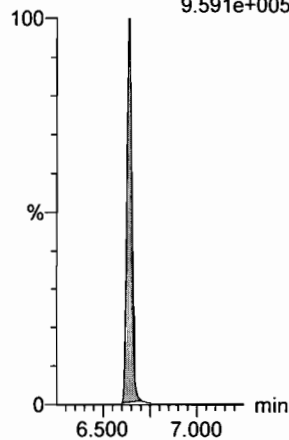


F62:MRM of 2 channels,ES-
813.1 > 219
6.199e+004



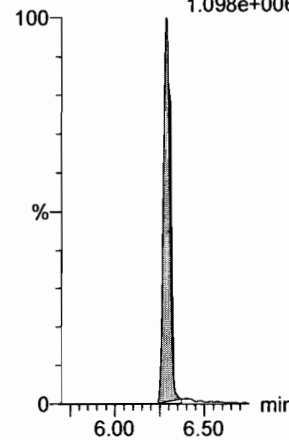
PFODA

F64:MRM of 1 channel,ES-
913.1 > 868.8
9.591e+005



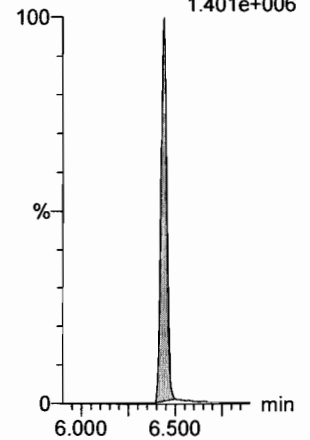
N-MeFOSE

F55:MRM of 1 channel,ES-
616.1 > 58.9
1.098e+006



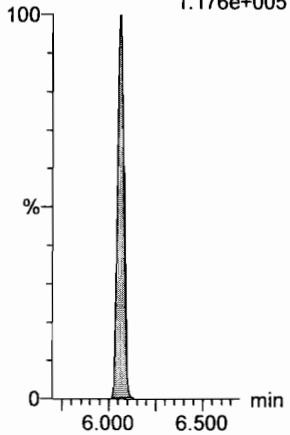
N-EtFOSE

F57:MRM of 1 channel,ES-
630.1 > 58.9
1.401e+006



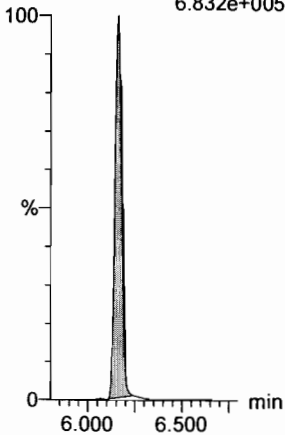
13C2-PFTeDA

F61:MRM of 2 channels,ES-
714.8 > 669.6
1.176e+005



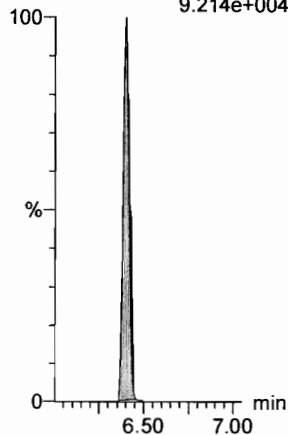
d5-N-ETFOSEA

F43:MRM of 1 channel,ES-
531.1 > 168.9
6.832e+005



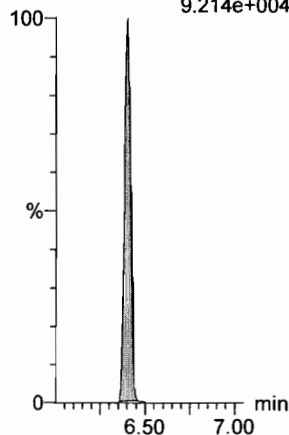
13C2-PFHxDA

F63:MRM of 1 channel,ES-
815 > 769.7
9.214e+004



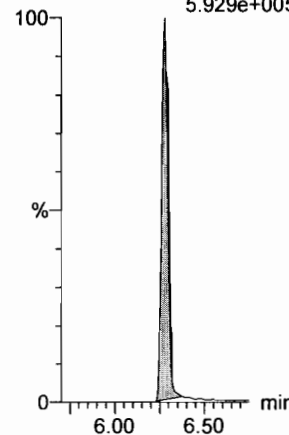
13C2-PFHxDA

F63:MRM of 1 channel,ES-
815 > 769.7
9.214e+004



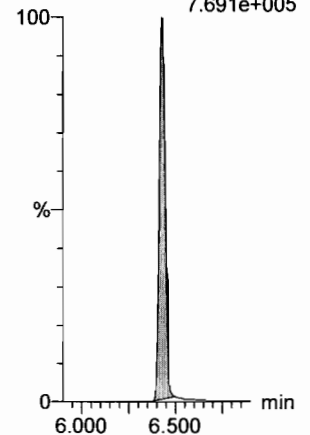
d7-N-MeFOSE

F56:MRM of 1 channel,ES-
623.1 > 58.9
5.929e+005



d9-N-EtFOSE

F58:MRM of 1 channel,ES-
639.2 > 58.8
7.691e+005



Dataset: F:\Projects\PFAS.PRO\Results\180222M1\180222M1-CRV.qld

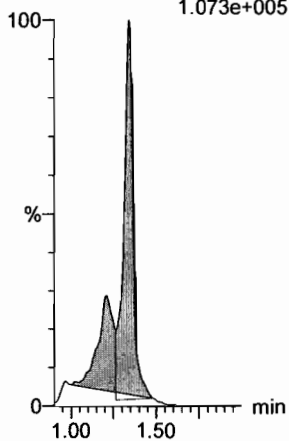
Last Altered: Friday, February 23, 2018 09:51:26 Pacific Standard Time

Printed: Friday, February 23, 2018 10:09:40 Pacific Standard Time

Name: 180222M1_8, Date: 22-Feb-2018, Time: 15:47:29, ID: ST180222M1-7 PFC CS4 18B0816, Description: PFC CS4 18B0816

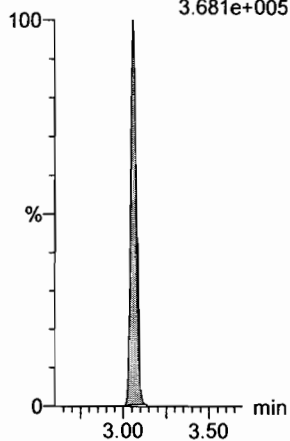
13C4-PFBA

F3:MRM of 1 channel,ES-
217. > 171.8
1.073e+005



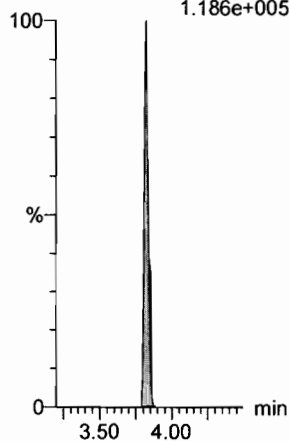
13C5-PFHxA

F10:MRM of 1 channel,ES-
318 > 272.9
3.681e+005



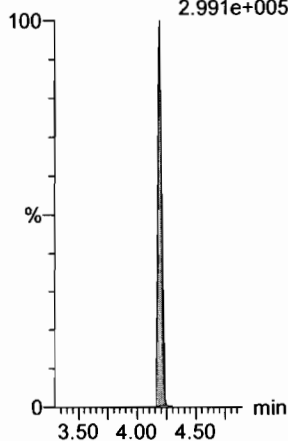
13C3-PFHxS

F18:MRM of 1 channel,ES-
401.9 > 79.9
1.186e+005



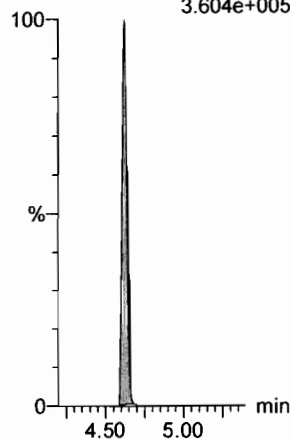
13C8-PFOA

F22:MRM of 1 channel,ES-
421.3 > 376
2.991e+005



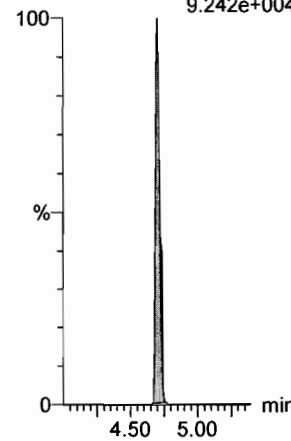
13C9-PFNA

F28:MRM of 1 channel,ES-
472.2 > 426.9
3.604e+005



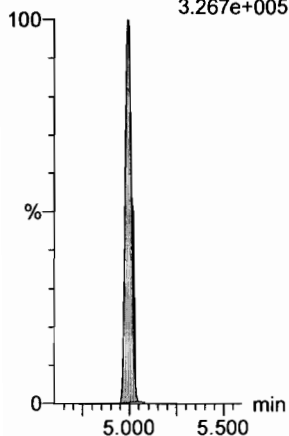
13C4-PFOS

F32:MRM of 1 channel,ES-
503 > 79.9
9.242e+004



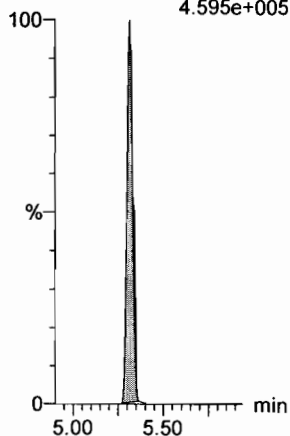
13C6-PFDA

F39:MRM of 1 channel,ES-
519.1 > 473.7
3.267e+005



13C7-PFUdA

F48:MRM of 1 channel,ES-
570.1 > 524.8
4.595e+005



Dataset: F:\Projects\PFAS.PRO\Results\180222M1\180222M1-CRV.qld

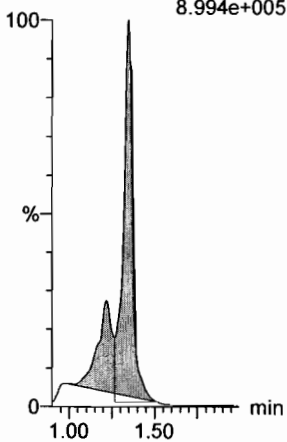
Last Altered: Friday, February 23, 2018 09:51:26 Pacific Standard Time

Printed: Friday, February 23, 2018 10:09:40 Pacific Standard Time

Name: 180222M1_9, Date: 22-Feb-2018, Time: 15:58:59, ID: ST180222M1-8 PFC CS5 18B0817, Description: PFC CS5 18B0817

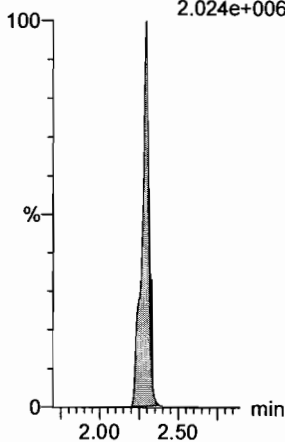
PFBA

F1:MRM of 1 channel,ES-
213.0 > 168.8
8.994e+005




PFPeA

F4:MRM of 1 channel,ES-
263.1 > 218.9
2.024e+006

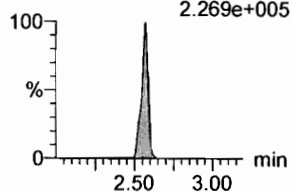


PFBS

F6:MRM of 2 channels,ES-
299.0 > 79.7
5.000e+005




F6:MRM of 2 channels,ES-
299.0 > 99.0
2.269e+005

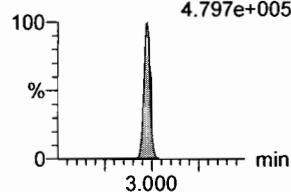


4:2 FTS

F11:MRM of 2 channels,ES-
327.2 > 307.2
5.940e+005

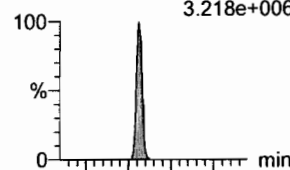


F11:MRM of 2 channels,ES-
327.2 > 81.1
4.797e+005

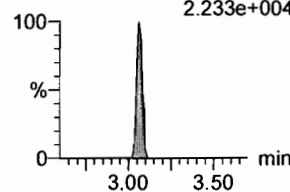


PFHxA

F8:MRM of 2 channels,ES-
313.2 > 268.9
3.218e+006

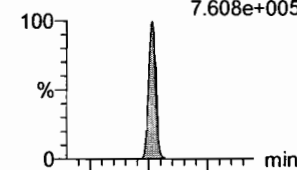


F8:MRM of 2 channels,ES-
313.2 > 119
2.233e+004

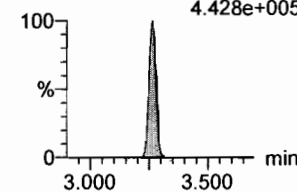


PFPeS

F14:MRM of 2 channels,ES-
349.1 > 80.1
7.608e+005

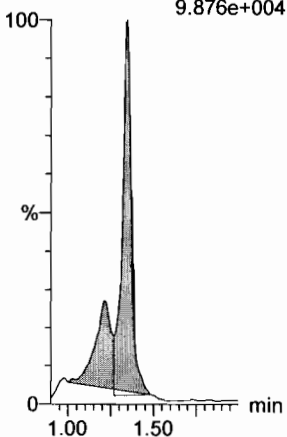


F14:MRM of 2 channels,ES-
349.1 > 99
4.428e+005



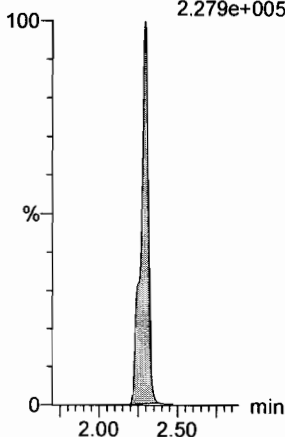
13C3-PFBA

F2:MRM of 1 channel,ES-
216.1 > 171.8
9.876e+004



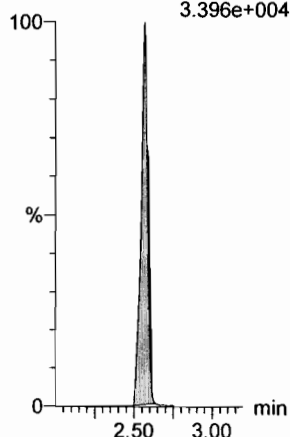
13C3-PFPeA

F5:MRM of 1 channel,ES-
266. > 221.8
2.279e+005



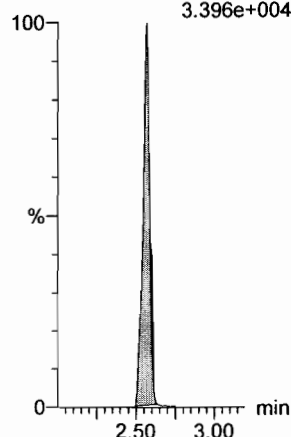
13C3-PFBS

F7:MRM of 1 channel,ES-
302. > 98.8
3.396e+004



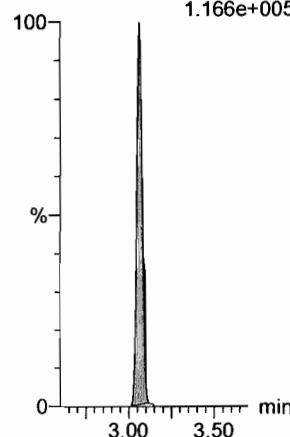
13C3-PFBS

F7:MRM of 1 channel,ES-
302. > 98.8
3.396e+004



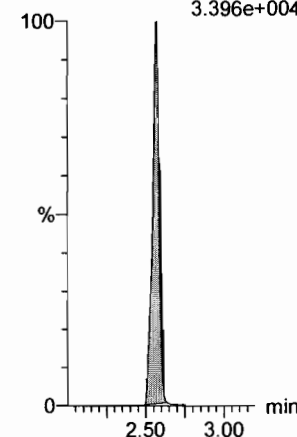
13C2-PFHxA

F9:MRM of 1 channel,ES-
315 > 269.8
1.166e+005



13C3-PFBS

F7:MRM of 1 channel,ES-
302. > 98.8
3.396e+004



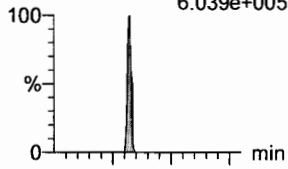
Dataset: F:\Projects\PFAS.PRO\Results\180222M1\180222M1-CRV.qld

Last Altered: Friday, February 23, 2018 09:51:26 Pacific Standard Time
Printed: Friday, February 23, 2018 10:09:40 Pacific Standard Time

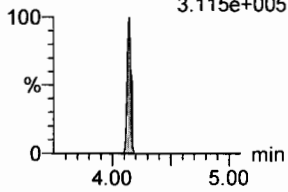
Name: 180222M1_9, Date: 22-Feb-2018, Time: 15:58:59, ID: ST180222M1-8 PFC CS5 18B0817, Description: PFC CS5 18B0817

6:2 FTS

F23:MRM of 2 channels,ES-
427.1 > 407
6.039e+005

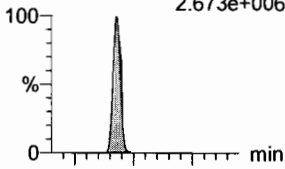


F23:MRM of 2 channels,ES-
427.1 > 80
3.115e+005

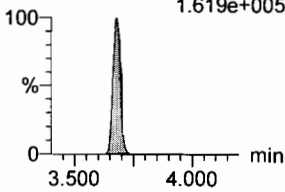


PFHpA

F15:MRM of 2 channels,ES-
363.0 > 318.9
2.673e+006

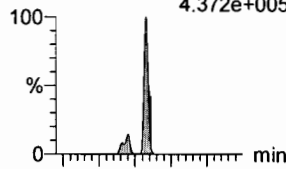


F15:MRM of 2 channels,ES-
363.0 > 169.0
1.619e+005

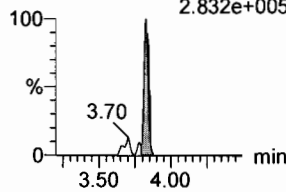


L-PFHxS

F17:MRM of 2 channels,ES-
398.9 > 79.6
4.372e+005

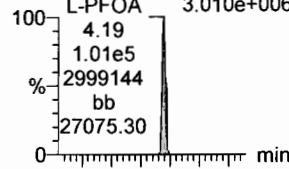


F17:MRM of 2 channels,ES-
398.9 > 99.0
2.832e+005

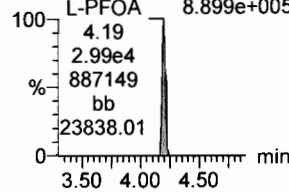


L-PFOA

F20:MRM of 2 channels,ES-
413 > 368.7
3.010e+006

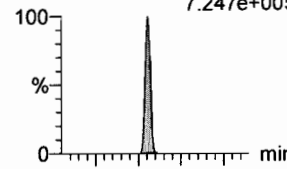


F20:MRM of 2 channels,ES-
413 > 169
8.899e+005

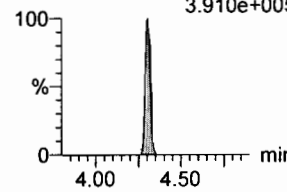


PFHpS

F25:MRM of 2 channels,ES-
449 > 80.0
7.247e+005

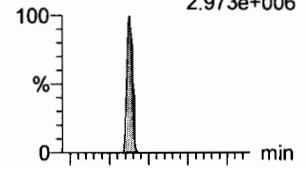


F25:MRM of 2 channels,ES-
449 > 98.7
3.910e+005

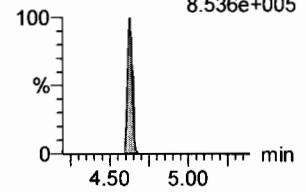


PFNA

F26:MRM of 2 channels,ES-
463.0 > 418.8
2.973e+006

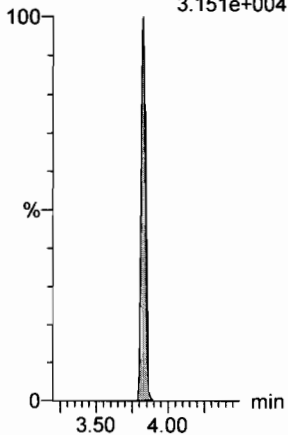


F26:MRM of 2 channels,ES-
463.0 > 219.0
8.536e+005



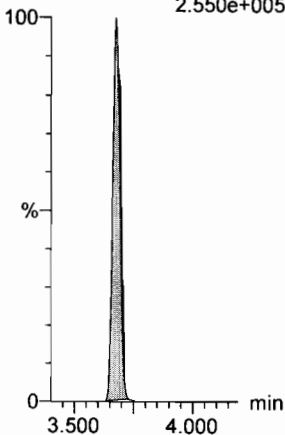
1802-PFHxS

F19:MRM of 1 channel,ES-
403.0 > 102.6
3.151e+004




13C4-PFHpA

F16:MRM of 1 channel,ES-
367.2 > 321.8
2.550e+005



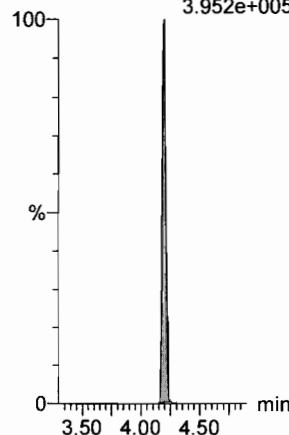
13C2-PFOA

F21:MRM of 1 channel,ES-
414.9 > 369.7
3.952e+005



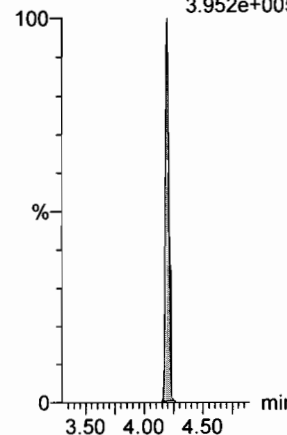
13C2-PFOA

F21:MRM of 1 channel,ES-
414.9 > 369.7
3.952e+005



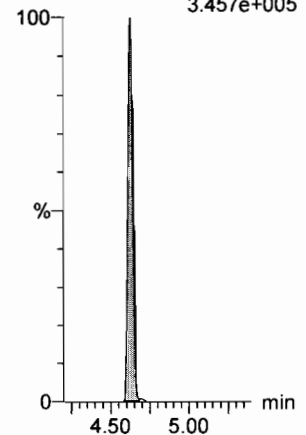
13C2-PFOA

F21:MRM of 1 channel,ES-
414.9 > 369.7
3.952e+005



13C5-PFNA

F27:MRM of 1 channel,ES-
468.2 > 422.9
3.457e+005



Dataset: F:\Projects\PFAS.PRO\Results\180222M1\180222M1-CRV.qld

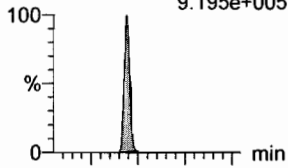
Last Altered: Friday, February 23, 2018 09:51:26 Pacific Standard Time

Printed: Friday, February 23, 2018 10:09:40 Pacific Standard Time

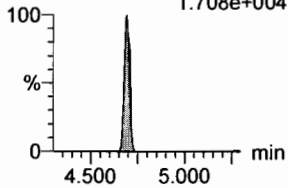
Name: 180222M1_9, Date: 22-Feb-2018, Time: 15:58:59, ID: ST180222M1-8 PFC CS5 18B0817, Description: PFC CS5 18B0817

PFOSA

F29:MRM of 4 channels,ES-
498.1 > 77.8
9.195e+005

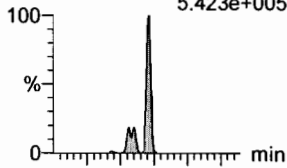


F29:MRM of 4 channels,ES-
498.1 > 478
1.708e+004

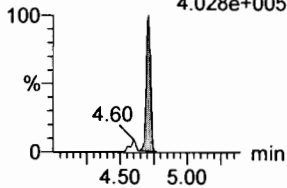


L-PFOS

F31:MRM of 2 channels,ES-
499 > 79.9
5.423e+005

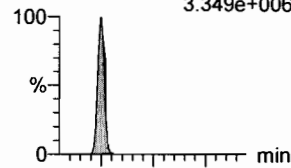


F31:MRM of 2 channels,ES-
499 > 99
4.028e+005

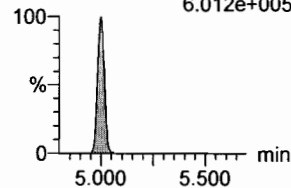


PFDA

F36:MRM of 2 channels,ES-
513 > 468.8
3.349e+006

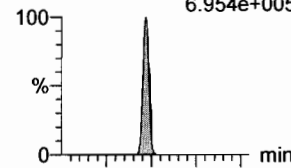


F36:MRM of 2 channels,ES-
513 > 219
6.012e+005

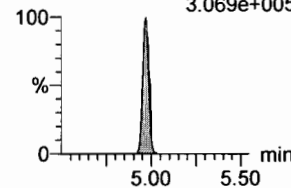


8:2 FTS

F41:MRM of 2 channels,ES-
527 > 506.9
6.954e+005

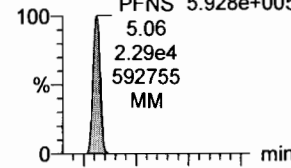


F41:MRM of 2 channels,ES-
527 > 80
3.069e+005

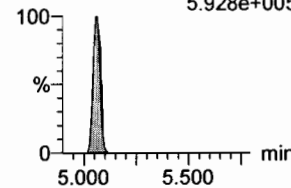


PFNS

F44:MRM of 2 channels,ES-
549.1 > 80.1
5.928e+005

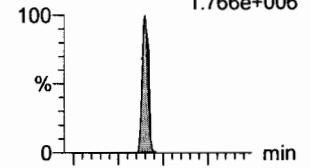


F44:MRM of 2 channels,ES-
549.1 > 80.1
5.928e+005

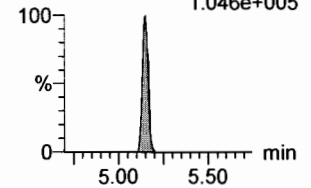


N-MeFOSAA

F47:MRM of 2 channels,ES-
570.1 > 419
1.766e+006

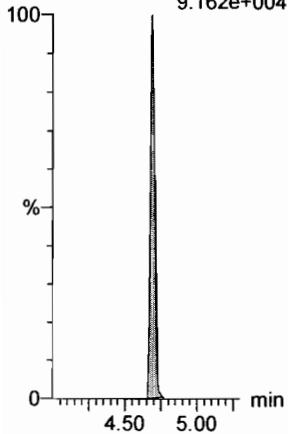


F47:MRM of 2 channels,ES-
570.1 > 483.0
1.046e+005



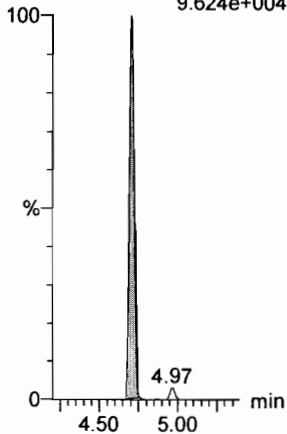
13C8-PFOSA

F33:MRM of 1 channel,ES-
506.1 > 77.7
9.162e+004



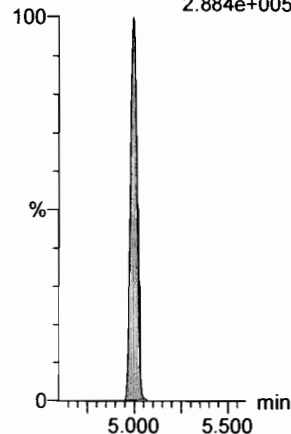
13C8-PFOS

F34:MRM of 1 channel,ES-
507.0 > 79.9
9.624e+004



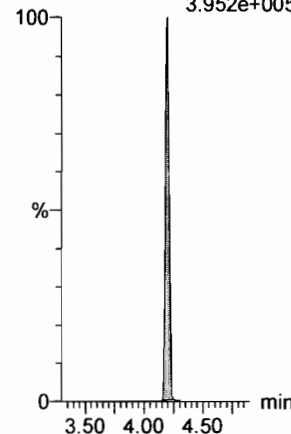
13C2-PFDA

F37:MRM of 1 channel,ES-
515.1 > 469.9
2.884e+005




13C2-PFOA

F21:MRM of 1 channel,ES-
414.9 > 369.7
3.952e+005



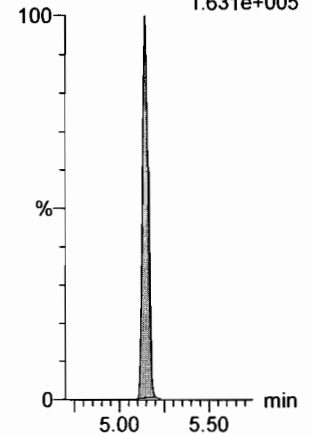
13C2-PFOA

F21:MRM of 1 channel,ES-
414.9 > 369.7
3.952e+005



d3-N-MeFOSAA

F49:MRM of 1 channel,ES-
573.3 > 419
1.631e+005

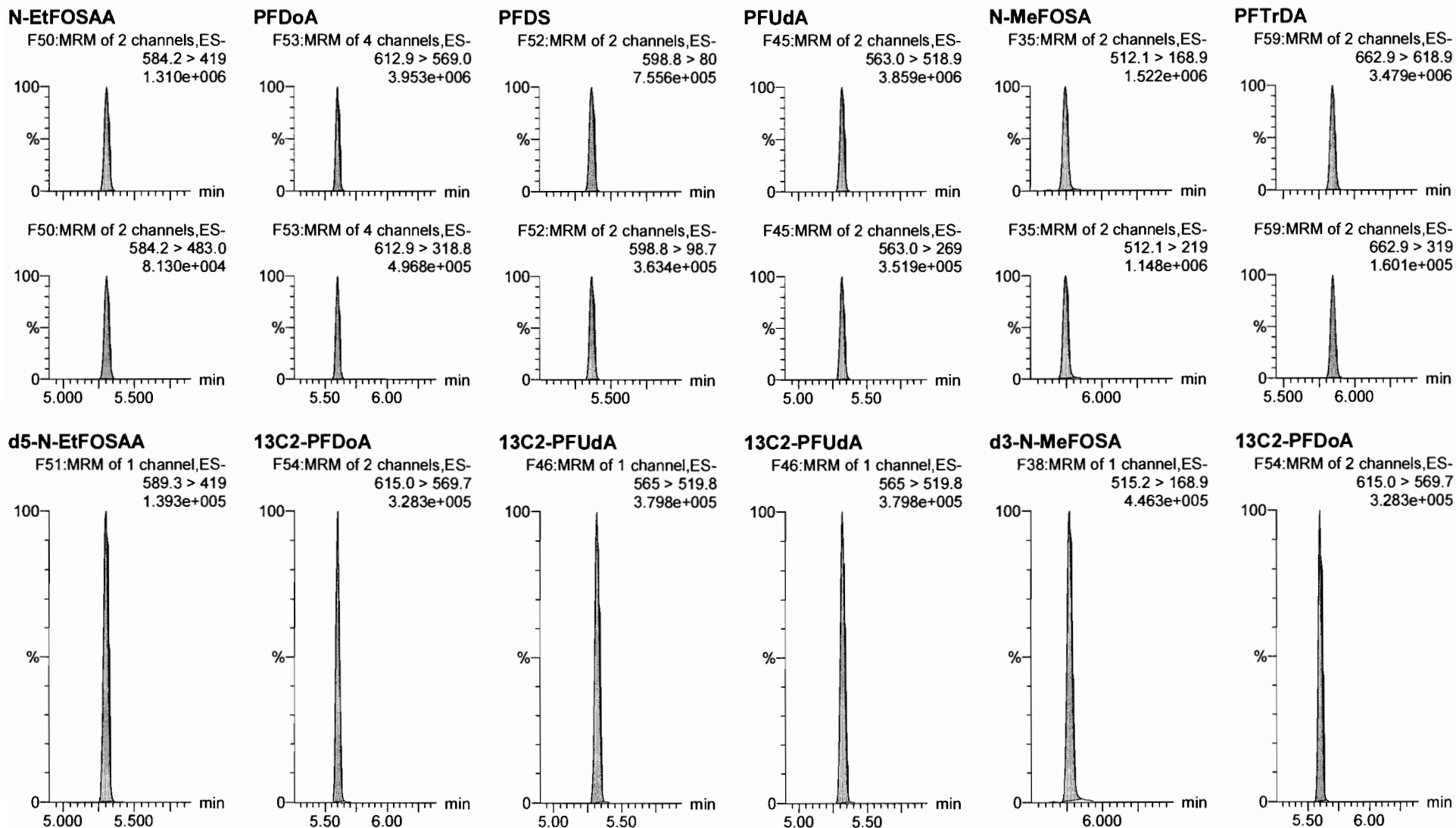


Dataset: F:\Projects\PFAS.PRO\Results\180222M1\180222M1-CRV.qld

Last Altered: Friday, February 23, 2018 09:51:26 Pacific Standard Time

Printed: Friday, February 23, 2018 10:09:40 Pacific Standard Time

Name: 180222M1_9, Date: 22-Feb-2018, Time: 15:58:59, ID: ST180222M1-8 PFC CS5 18B0817, Description: PFC CS5 18B0817



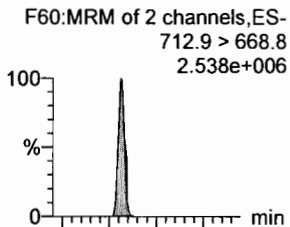
Dataset: F:\Projects\PFAS.PRO\Results\180222M1\180222M1-CRV.qld

Last Altered: Friday, February 23, 2018 09:51:26 Pacific Standard Time

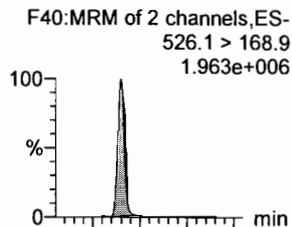
Printed: Friday, February 23, 2018 10:09:40 Pacific Standard Time

Name: 180222M1_9, Date: 22-Feb-2018, Time: 15:58:59, ID: ST180222M1-8 PFC CS5 18B0817, Description: PFC CS5 18B0817

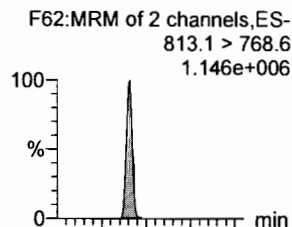
PFTeDA



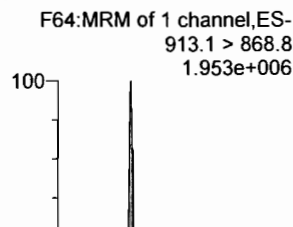
N-EtFOSA




PFHxDA



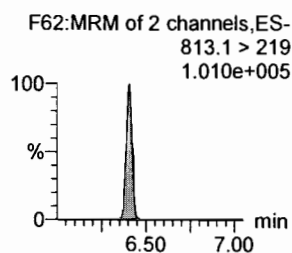
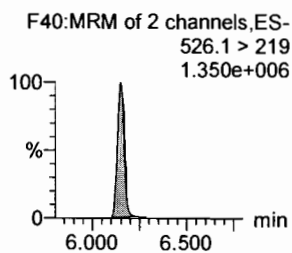
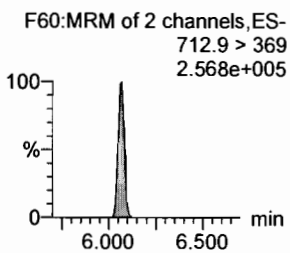
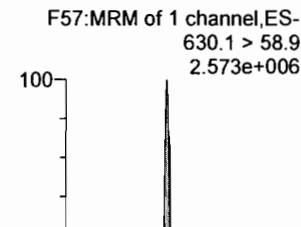
PFODA



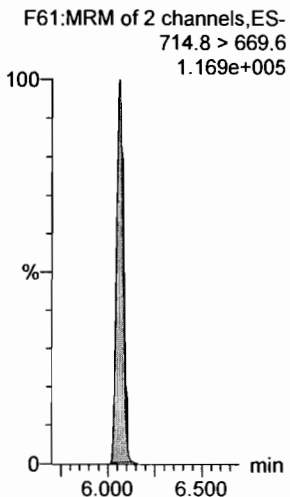
N-MeFOSE



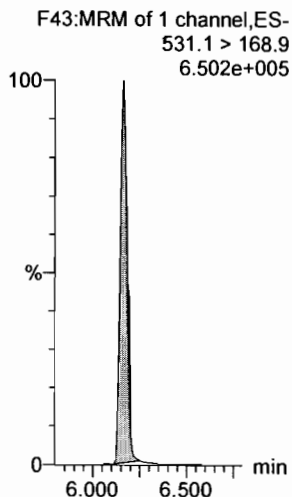
N-EtFOSE



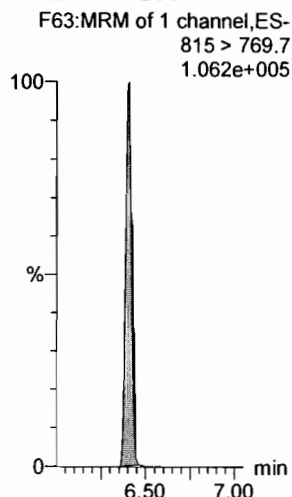
13C2-PFTeDA



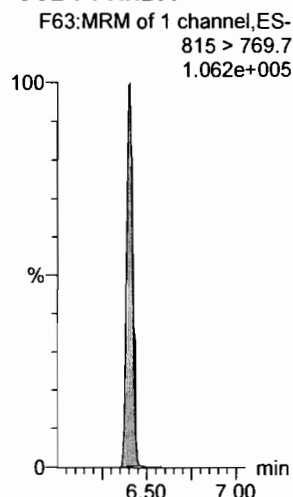
d5-N-ETFOSA



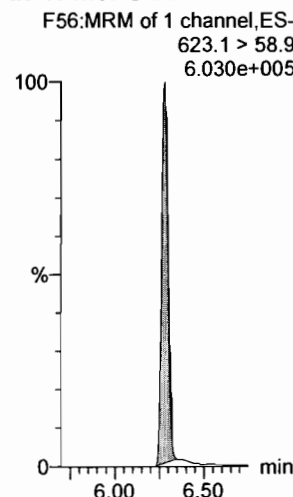
13C2-PFHxDA



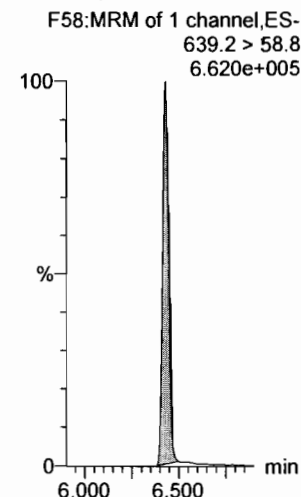
13C2-PFODA



d7-N-MeFOSE



d9-N-EtFOSE



Dataset: F:\Projects\PFAS.PRO\Results\180222M1\180222M1-CRV.qld

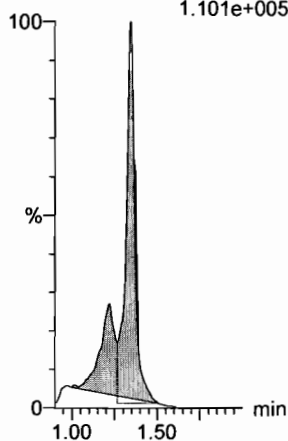
Last Altered: Friday, February 23, 2018 09:51:26 Pacific Standard Time

Printed: Friday, February 23, 2018 10:09:40 Pacific Standard Time

Name: 180222M1_9, Date: 22-Feb-2018, Time: 15:58:59, ID: ST180222M1-8 PFC CS5 18B0817, Description: PFC CS5 18B0817

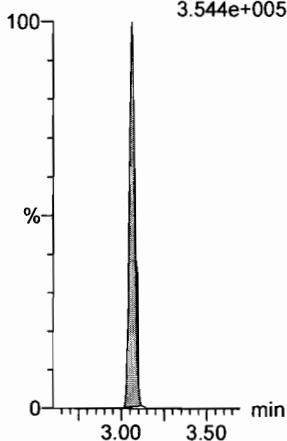
13C4-PFBA

F3:MRM of 1 channel,ES-
217. > 171.8
1.101e+005



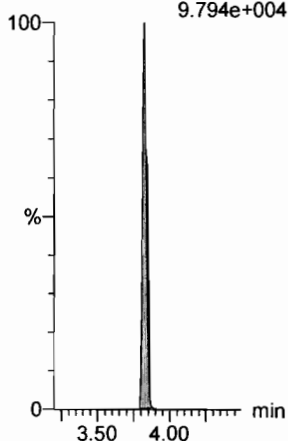
13C5-PFHxA

F10:MRM of 1 channel,ES-
318 > 272.9
3.544e+005



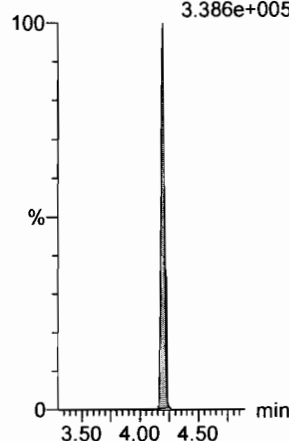
13C3-PFHxS

F18:MRM of 1 channel,ES-
401.9 > 79.9
9.794e+004



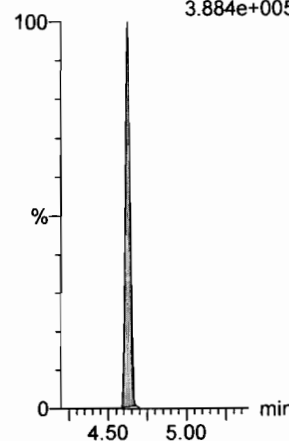
13C8-PFOA

F22:MRM of 1 channel,ES-
421.3 > 376
3.386e+005



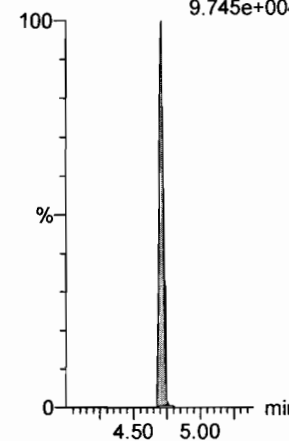
13C9-PFNA

F28:MRM of 1 channel,ES-
472.2 > 426.9
3.884e+005



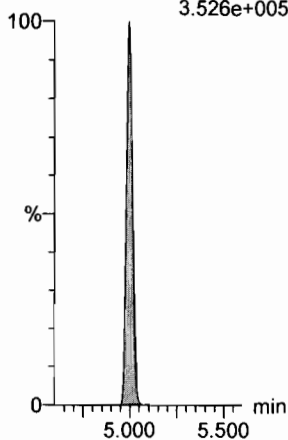
13C4-PFOS

F32:MRM of 1 channel,ES-
503 > 79.9
9.745e+004



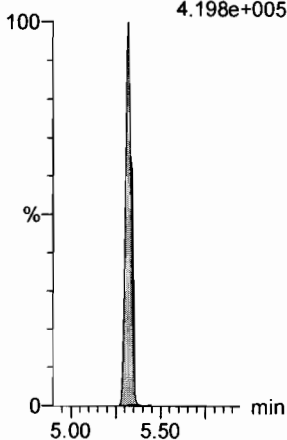
13C6-PFDA

F39:MRM of 1 channel,ES-
519.1 > 473.7
3.526e+005



13C7-PFUdA

F48:MRM of 1 channel,ES-
570.1 > 524.8
4.198e+005

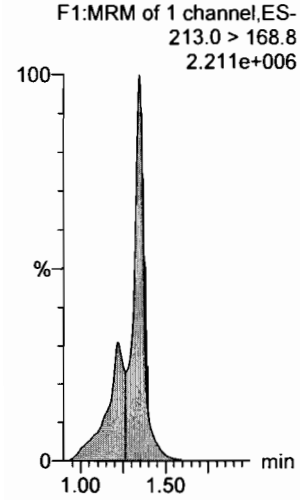


Dataset: F:\Projects\PFAS.PRO\Results\180222M1\180222M1-CRV.qld

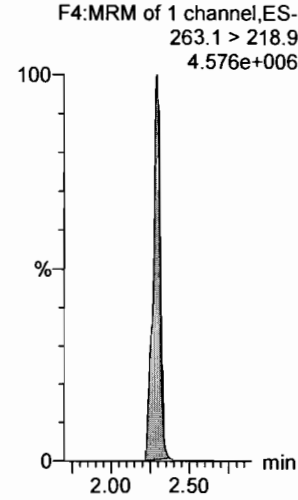
Last Altered: Friday, February 23, 2018 09:51:26 Pacific Standard Time
Printed: Friday, February 23, 2018 10:09:40 Pacific Standard Time

Name: 180222M1_10, Date: 22-Feb-2018, Time: 16:10:28, ID: ST180222M1-9 PFC CS6 18B0818, Description: PFC CS6 18B0818

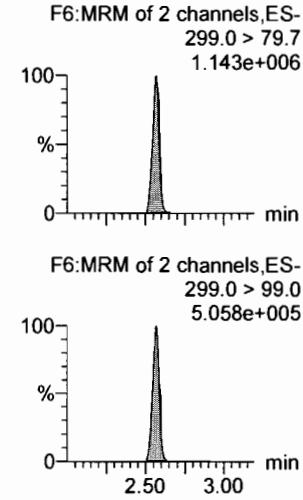
PFBA



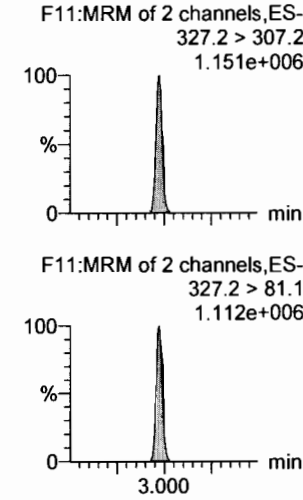
PFPeA



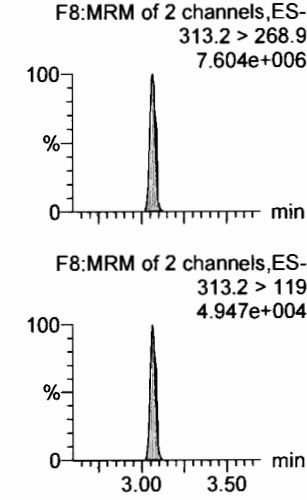
PFBS



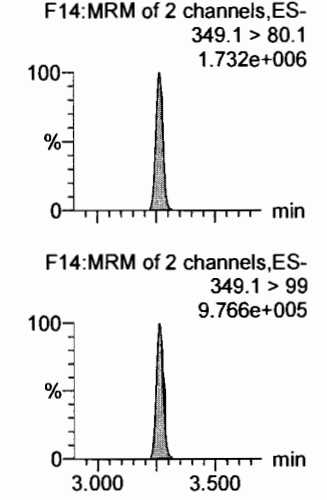
4:2 FTS



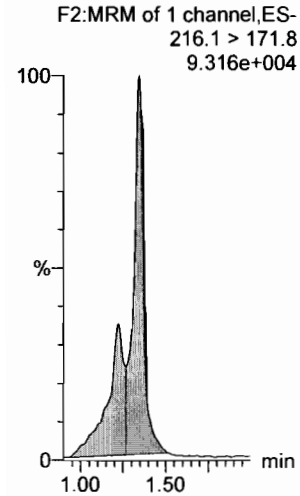
PFHxA



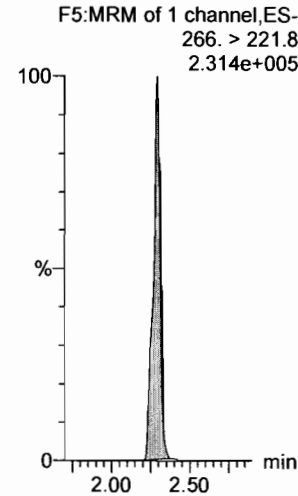
PFPeS



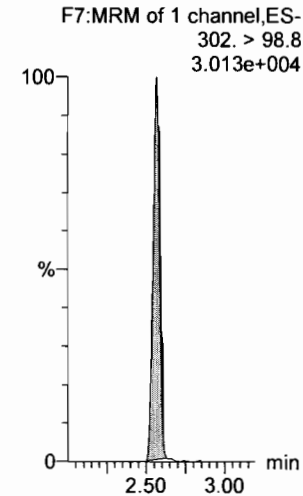
13C3-PFBA



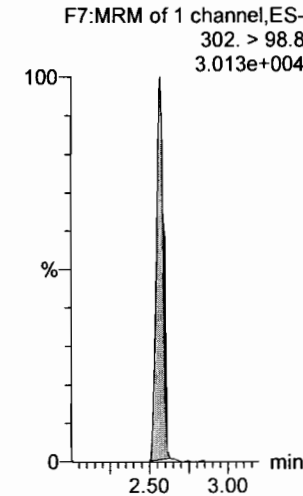
13C3-PFPeA



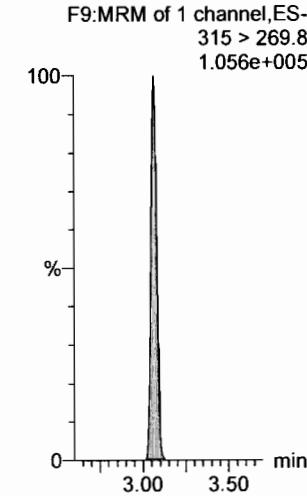
13C3-PFBS



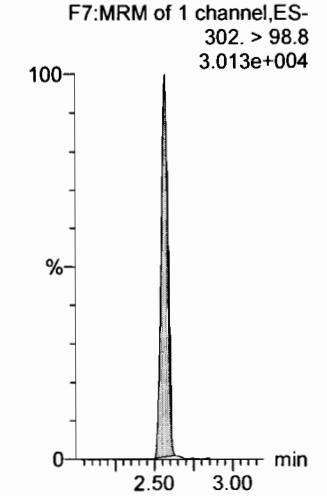
13C3-PFBS



13C2-PFHxA



13C3-PFBS



Dataset: F:\Projects\PFAS.PRO\Results\180222M1\180222M1-CRV.qld

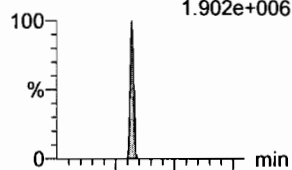
Last Altered: Friday, February 23, 2018 09:51:26 Pacific Standard Time

Printed: Friday, February 23, 2018 10:09:40 Pacific Standard Time

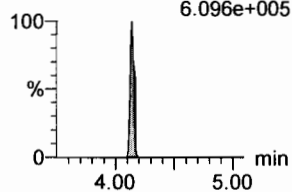
Name: 180222M1_10, Date: 22-Feb-2018, Time: 16:10:28, ID: ST180222M1-9 PFC CS6 18B0818, Description: PFC CS6 18B0818

6:2 FTS

F23:MRM of 2 channels,ES-
427.1 > 407
1.902e+006




F23:MRM of 2 channels,ES-
427.1 > 80
6.096e+005

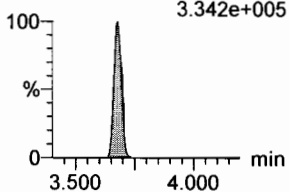


PFHpA

F15:MRM of 2 channels,ES-
363.0 > 318.9
6.242e+006

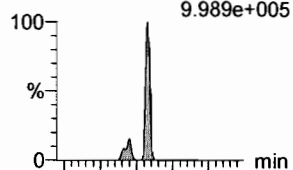


F15:MRM of 2 channels,ES-
363.0 > 169.0
3.342e+005

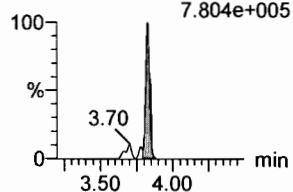


L-PFHxS

F17:MRM of 2 channels,ES-
398.9 > 79.6
9.989e+005

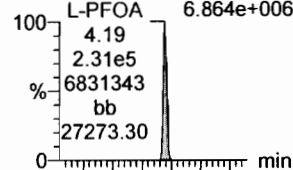


F17:MRM of 2 channels,ES-
398.9 > 99.0
7.804e+005

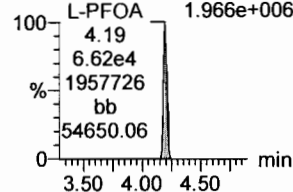


L-PFOA

F20:MRM of 2 channels,ES-
413 > 368.7
6.864e+006

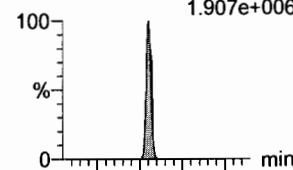


F20:MRM of 2 channels,ES-
413 > 169
1.966e+006

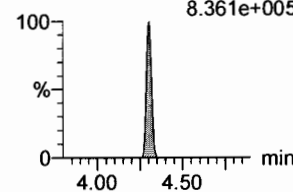


PFHpS

F25:MRM of 2 channels,ES-
449 > 80.0
1.907e+006

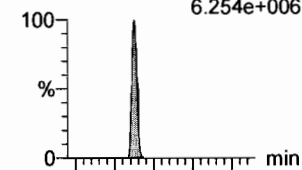


F25:MRM of 2 channels,ES-
449 > 98.7
8.361e+005

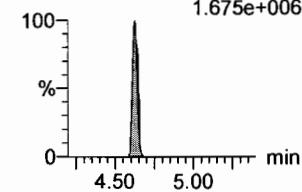


PFNA

F26:MRM of 2 channels,ES-
463.0 > 418.8
6.254e+006

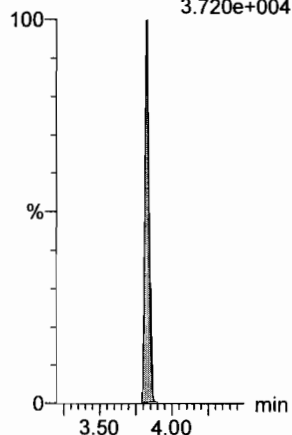


F26:MRM of 2 channels,ES-
463.0 > 219.0
1.675e+006



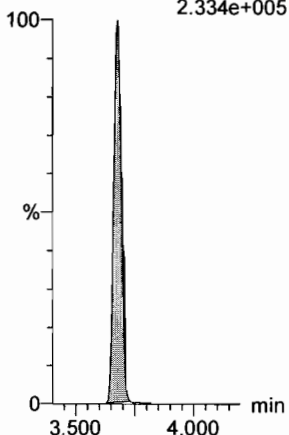
18O2-PFHxS

F19:MRM of 1 channel,ES-
403.0 > 102.6
3.720e+004



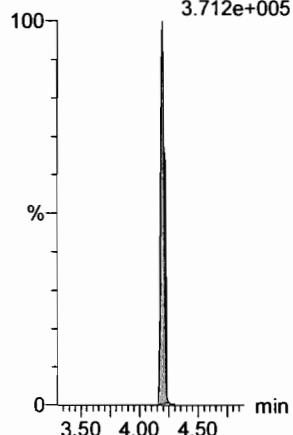
13C4-PFHpA

F16:MRM of 1 channel,ES-
367.2 > 321.8
2.334e+005



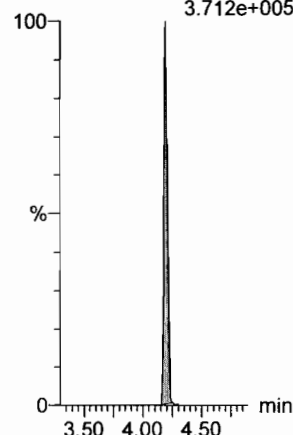
13C2-PFOA

F21:MRM of 1 channel,ES-
414.9 > 369.7
3.712e+005



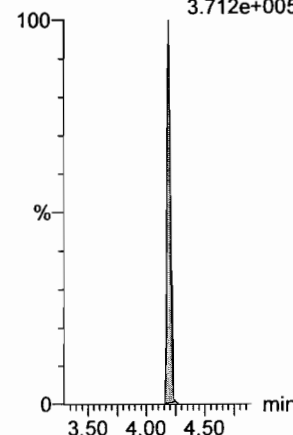
13C2-PFOA

F21:MRM of 1 channel,ES-
414.9 > 369.7
3.712e+005



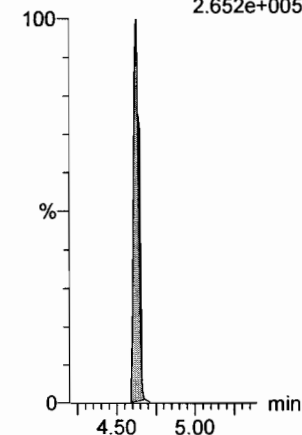
13C2-PFOA

F21:MRM of 1 channel,ES-
414.9 > 369.7
3.712e+005



13C5-PFNA

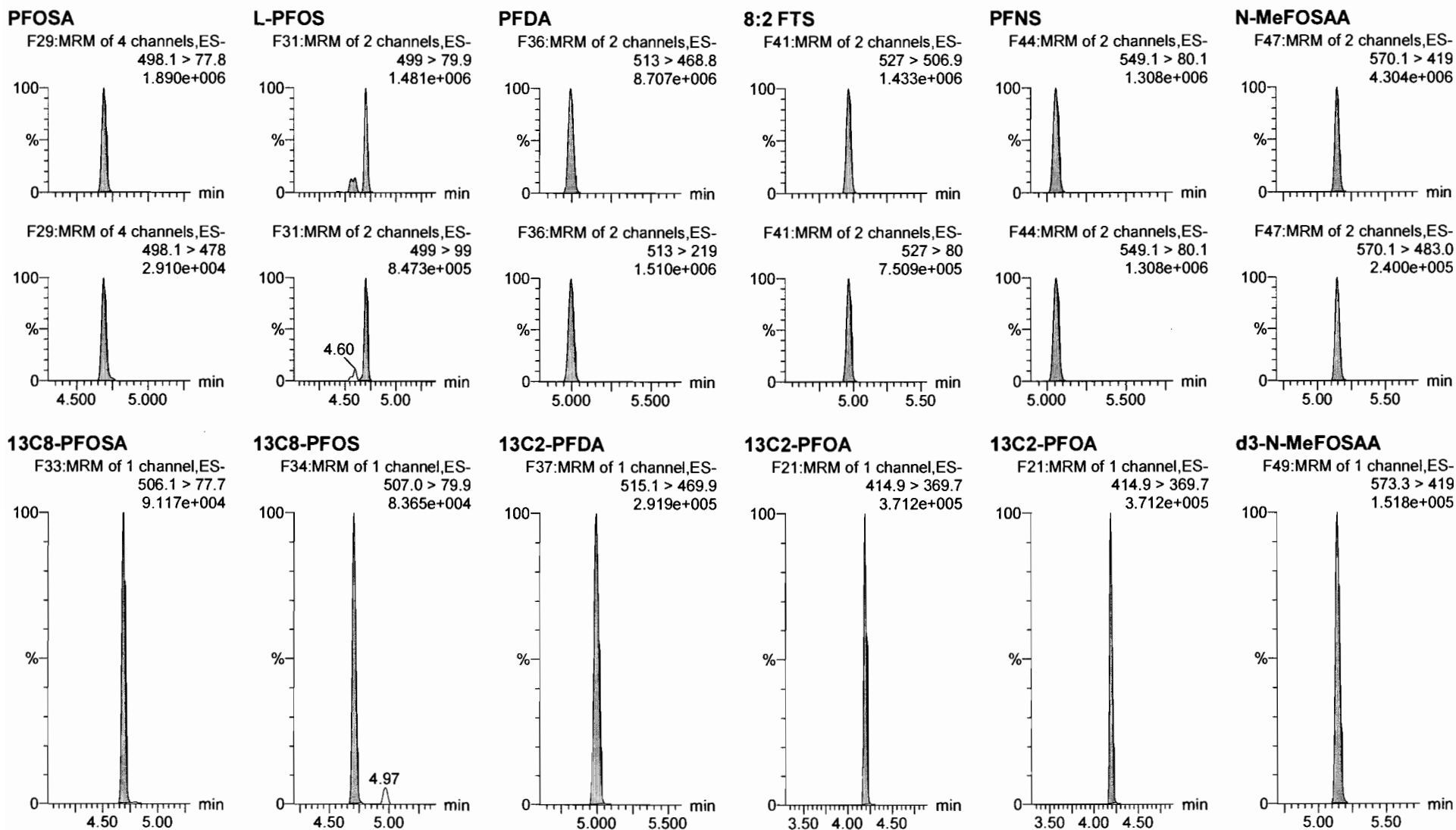
F27:MRM of 1 channel,ES-
468.2 > 422.9
2.652e+005



Dataset: F:\Projects\PFAS.PRO\Results\180222M1\180222M1-CRV.qld

Last Altered: Friday, February 23, 2018 09:51:26 Pacific Standard Time
Printed: Friday, February 23, 2018 10:09:40 Pacific Standard Time

Name: 180222M1_10, Date: 22-Feb-2018, Time: 16:10:28, ID: ST180222M1-9 PFC CS6 18B0818, Description: PFC CS6 18B0818

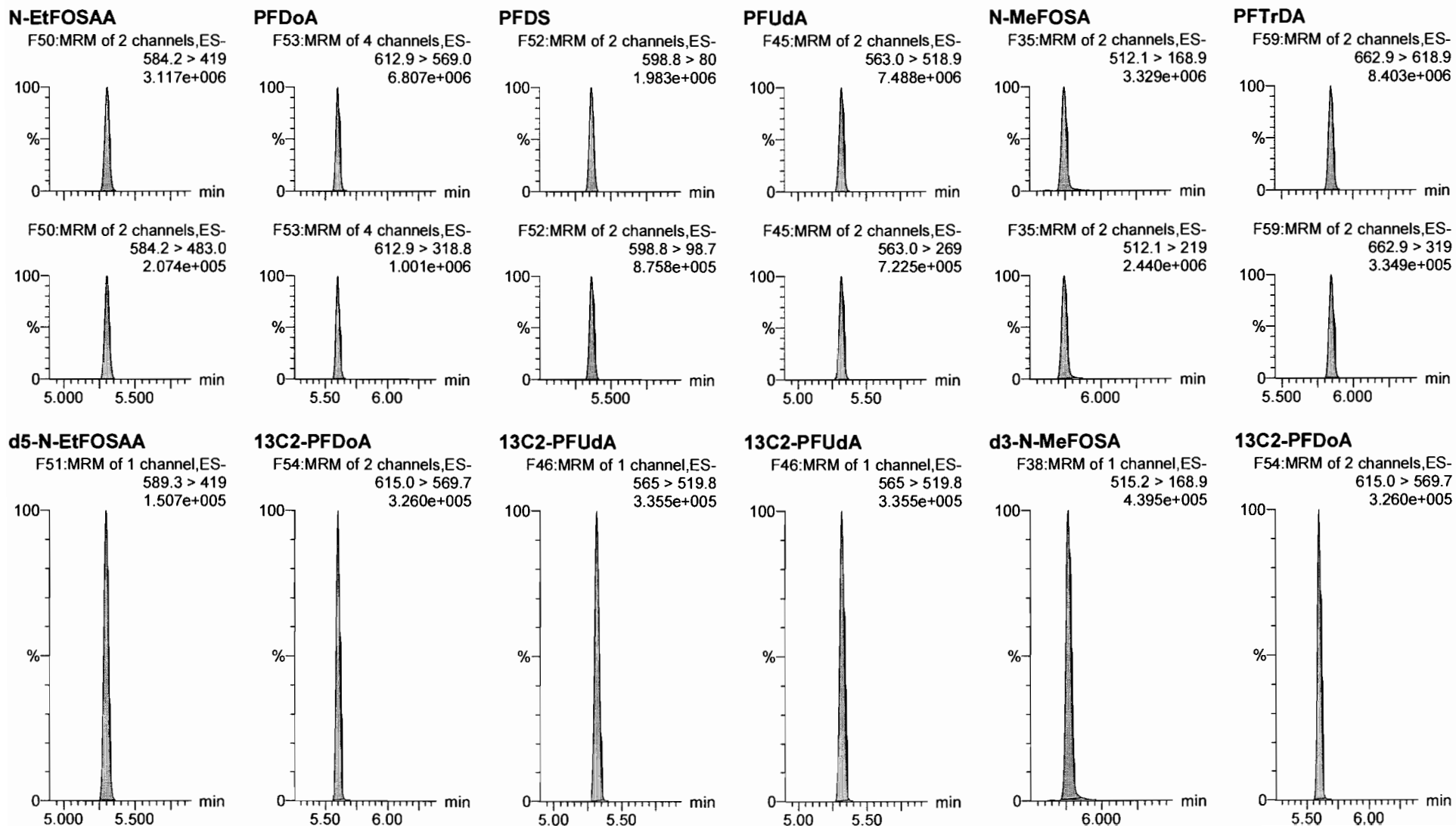


Dataset: F:\Projects\PFAS.PRO\Results\180222M1\180222M1-CRV.qld

Last Altered: Friday, February 23, 2018 09:51:26 Pacific Standard Time

Printed: Friday, February 23, 2018 10:09:40 Pacific Standard Time

Name: 180222M1_10, Date: 22-Feb-2018, Time: 16:10:28, ID: ST180222M1-9 PFC CS6 18B0818, Description: PFC CS6 18B0818



Dataset: F:\Projects\PFAS.PRO\Results\180222M1\180222M1-CRV.qld

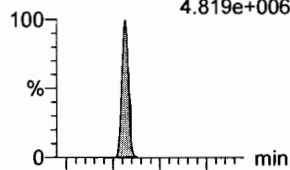
Last Altered: Friday, February 23, 2018 09:51:26 Pacific Standard Time

Printed: Friday, February 23, 2018 10:09:40 Pacific Standard Time

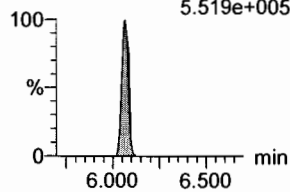
Name: 180222M1_10, Date: 22-Feb-2018, Time: 16:10:28, ID: ST180222M1-9 PFC CS6 18B0818, Description: PFC CS6 18B0818

PFTeDA

F60:MRM of 2 channels,ES-
712.9 > 668.8
4.819e+006

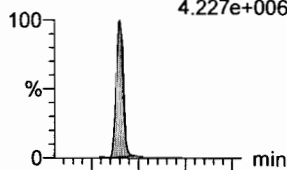


F60:MRM of 2 channels,ES-
712.9 > 369
5.519e+005

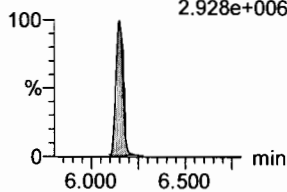


N-EtFOSEA

F40:MRM of 2 channels,ES-
526.1 > 168.9
4.227e+006

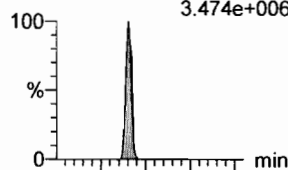


F40:MRM of 2 channels,ES-
526.1 > 219
2.928e+006

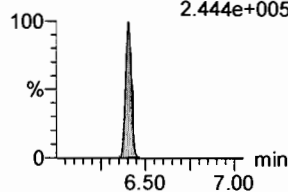


PFHxDA

F62:MRM of 2 channels,ES-
813.1 > 768.6
3.474e+006

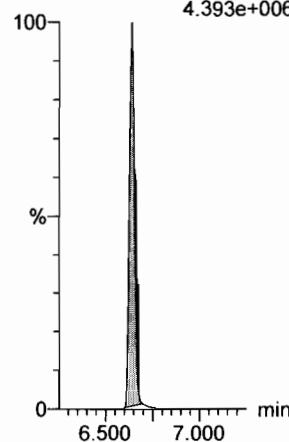


F62:MRM of 2 channels,ES-
813.1 > 219
2.444e+005



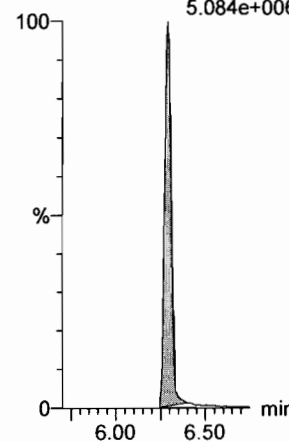
PFODA

F64:MRM of 1 channel,ES-
913.1 > 868.8
4.393e+006



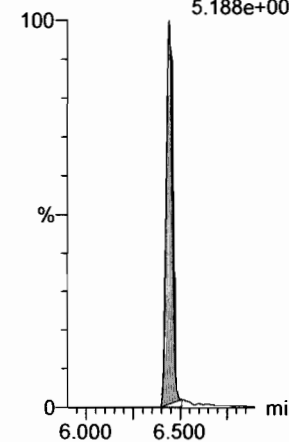
N-MeFOSE

F55:MRM of 1 channel,ES-
616.1 > 58.9
5.084e+006



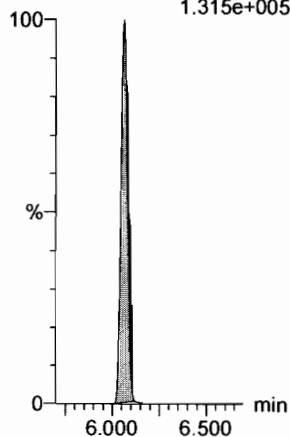
N-EtFOSE

F57:MRM of 1 channel,ES-
630.1 > 58.9
5.188e+006



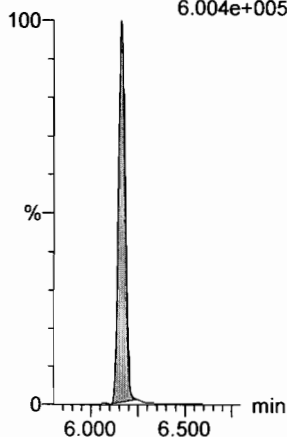
13C2-PFTeDA

F61:MRM of 2 channels,ES-
714.8 > 669.6
1.315e+005



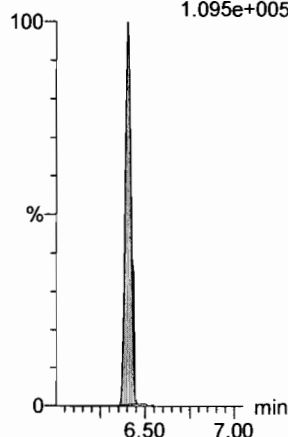
d5-N-ETFOSA

F43:MRM of 1 channel,ES-
531.1 > 168.9
6.004e+005



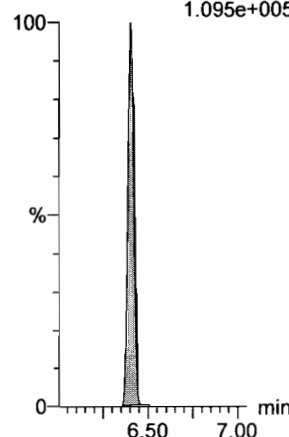
13C2-PFHxDA

F63:MRM of 1 channel,ES-
815 > 769.7
1.095e+005



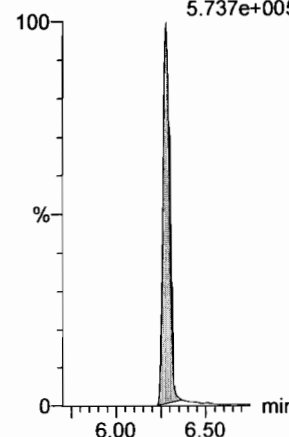
13C2-PFHxDA

F63:MRM of 1 channel,ES-
815 > 769.7
1.095e+005



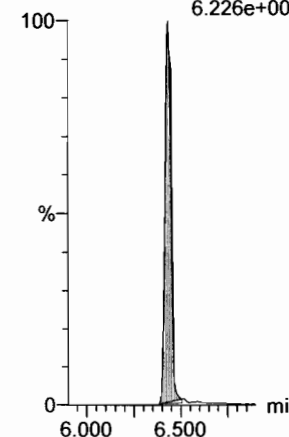
d7-N-MeFOSE

F56:MRM of 1 channel,ES-
623.1 > 58.9
5.737e+005



d9-N-EtFOSE

F58:MRM of 1 channel,ES-
639.2 > 58.8
6.226e+005

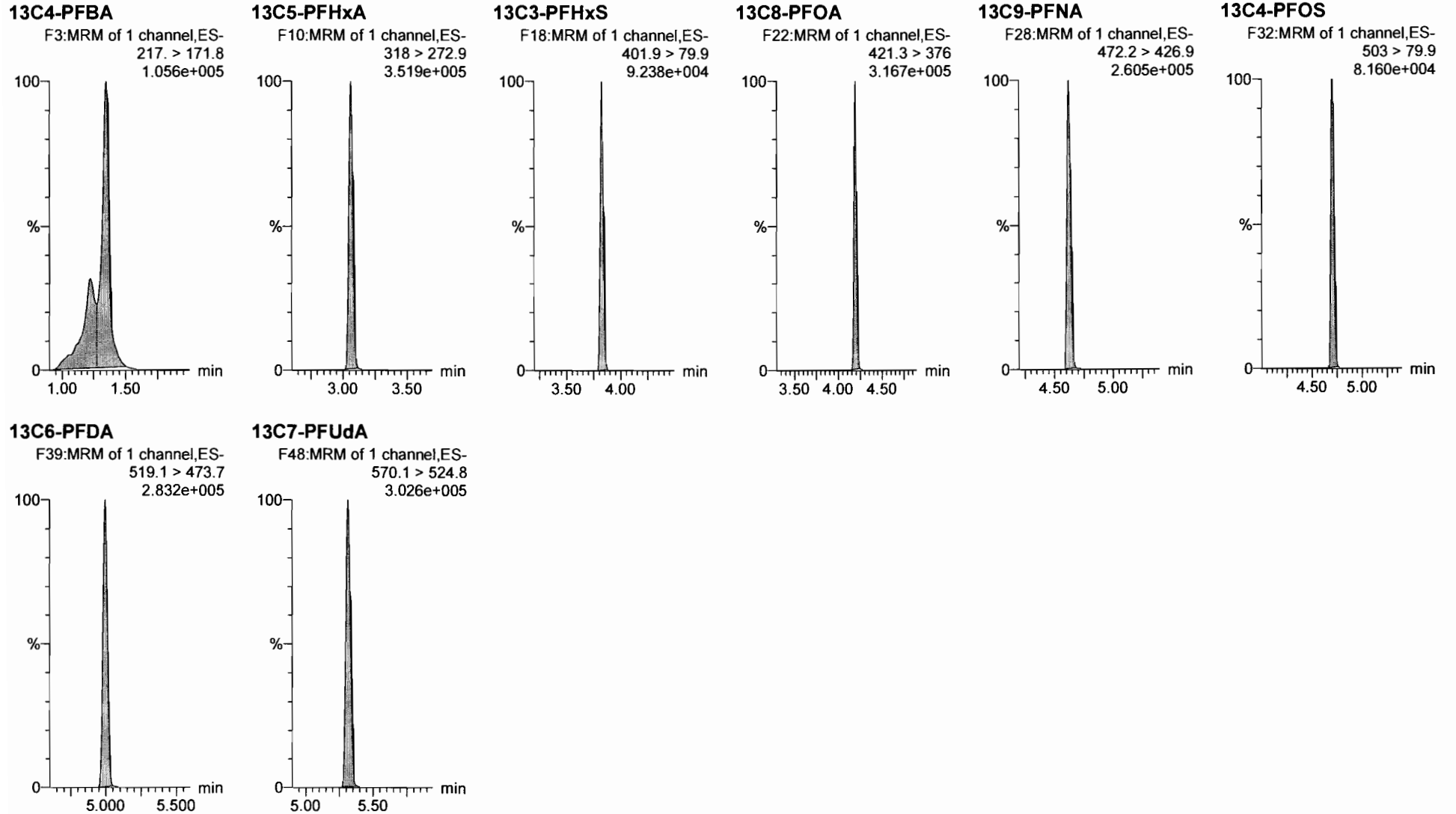


Dataset: F:\Projects\PFAS.PRO\Results\180222M1\180222M1-CRV.qld

Last Altered: Friday, February 23, 2018 09:51:26 Pacific Standard Time

Printed: Friday, February 23, 2018 10:09:40 Pacific Standard Time

Name: 180222M1_10, Date: 22-Feb-2018, Time: 16:10:28, ID: ST180222M1-9 PFC CS6 18B0818, Description: PFC CS6 18B0818



Dataset: F:\Projects\PFAS.PRO\Results\180222M1\180222M1-CRV.qld

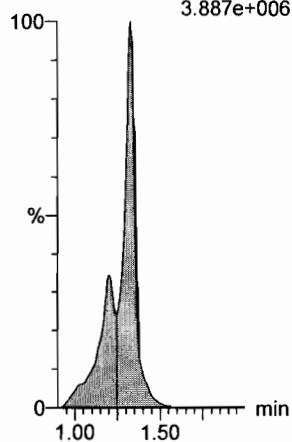
Last Altered: Friday, February 23, 2018 09:51:26 Pacific Standard Time

Printed: Friday, February 23, 2018 10:09:40 Pacific Standard Time

Name: 180222M1_11, Date: 22-Feb-2018, Time: 16:21:58, ID: ST180222M1-10 PFC CS7 18B0819, Description: PFC CS7 18B0819

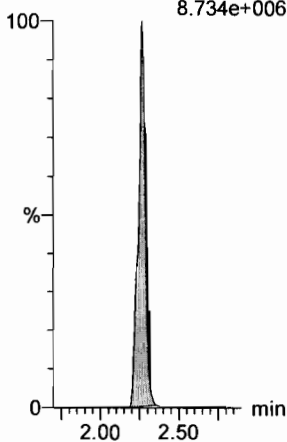
PFBA

F1:MRM of 1 channel,ES-
213.0 > 168.8
3.887e+006




PFPeA

F4:MRM of 1 channel,ES-
263.1 > 218.9
8.734e+006

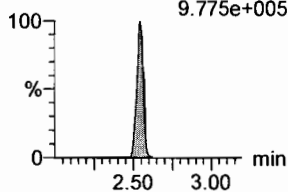


PFBS

F6:MRM of 2 channels,ES-
299.0 > 79.7
2.207e+006

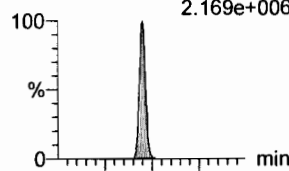


F6:MRM of 2 channels,ES-
299.0 > 99.0
9.775e+005

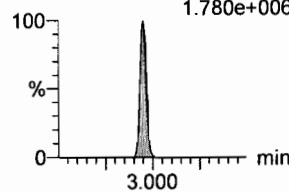


4:2 FTS

F11:MRM of 2 channels,ES-
327.2 > 307.2
2.169e+006

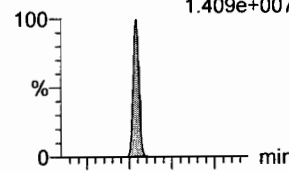


F11:MRM of 2 channels,ES-
327.2 > 81.1
1.780e+006

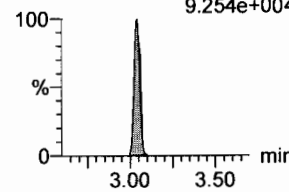


PFHxA

F8:MRM of 2 channels,ES-
313.2 > 268.9
1.409e+007

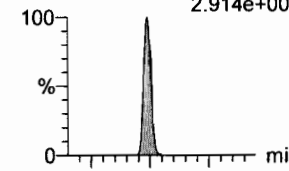


F8:MRM of 2 channels,ES-
313.2 > 119
9.254e+004

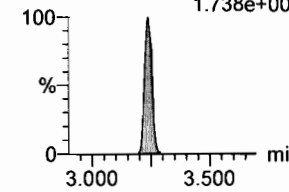


PFPeS

F14:MRM of 2 channels,ES-
349.1 > 80.1
2.914e+006

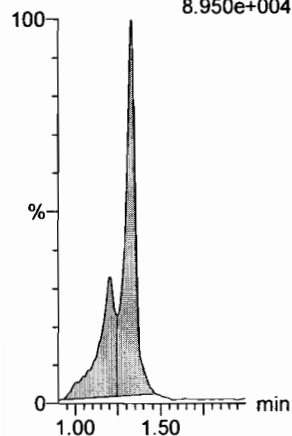


F14:MRM of 2 channels,ES-
349.1 > 99
1.738e+006



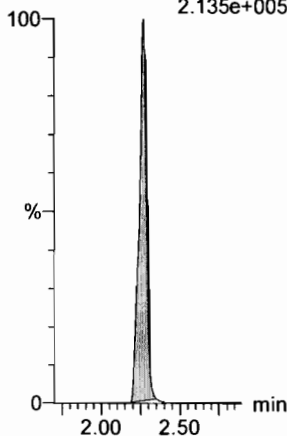
13C3-PFBA

F2:MRM of 1 channel,ES-
216.1 > 171.8
8.950e+004



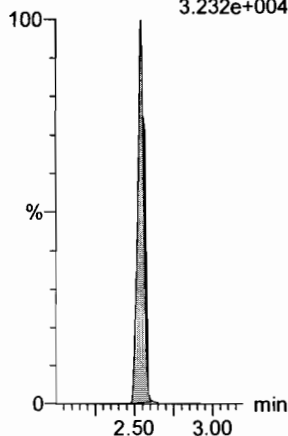
13C3-PFPeA

F5:MRM of 1 channel,ES-
266. > 221.8
2.135e+005



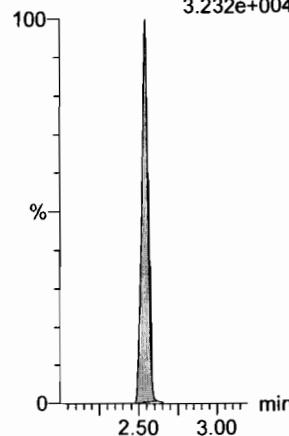
13C3-PFBS

F7:MRM of 1 channel,ES-
302. > 98.8
3.232e+004



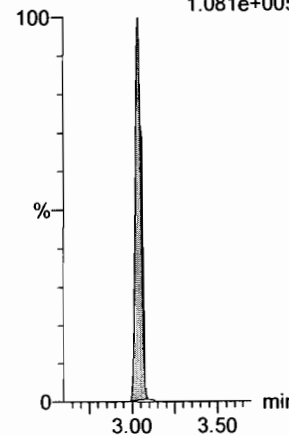
13C3-PFBS

F7:MRM of 1 channel,ES-
302. > 98.8
3.232e+004



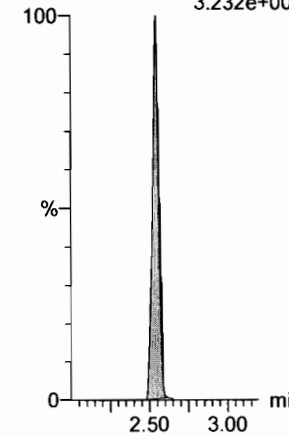
13C2-PFHxA

F9:MRM of 1 channel,ES-
315 > 269.8
1.081e+005



13C3-PFBS

F7:MRM of 1 channel,ES-
302. > 98.8
3.232e+004



Dataset: F:\Projects\PFAS.PRO\Results\180222M1\180222M1-CRV.qld

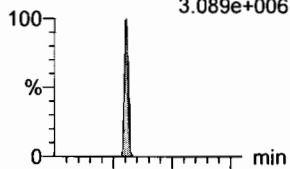
Last Altered: Friday, February 23, 2018 09:51:26 Pacific Standard Time

Printed: Friday, February 23, 2018 10:09:40 Pacific Standard Time

Name: 180222M1_11, Date: 22-Feb-2018, Time: 16:21:58, ID: ST180222M1-10 PFC CS7 18B0819, Description: PFC CS7 18B0819

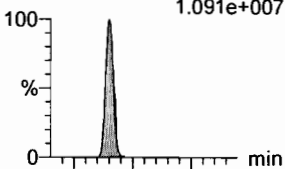
6:2 FTS

F23:MRM of 2 channels,ES-
427.1 > 407
3.089e+006



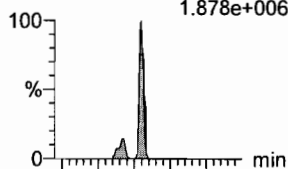
PFHpA

F15:MRM of 2 channels,ES-
363.0 > 318.9
1.091e+007



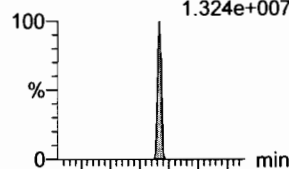
L-PFHxS

F17:MRM of 2 channels,ES-
398.9 > 79.6
1.878e+006



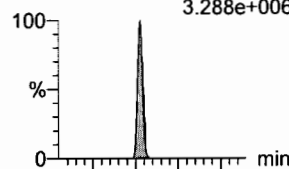
L-PFOA

F20:MRM of 2 channels,ES-
413 > 368.7
1.324e+007



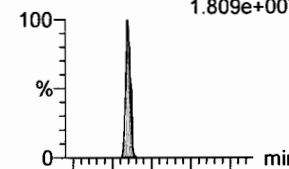
PFHpS

F25:MRM of 2 channels,ES-
449 > 80.0
3.288e+006

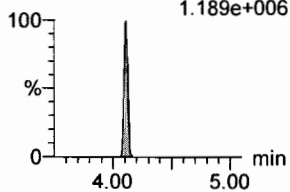


PFNA

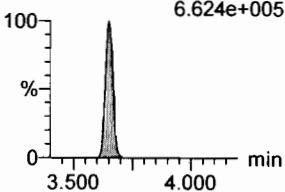
F26:MRM of 2 channels,ES-
463.0 > 418.8
1.809e+007



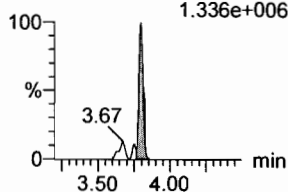
F23:MRM of 2 channels,ES-
427.1 > 80
1.189e+006



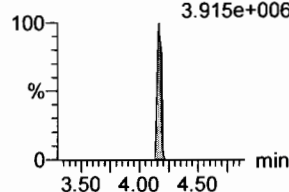
F15:MRM of 2 channels,ES-
363.0 > 169.0
6.624e+005



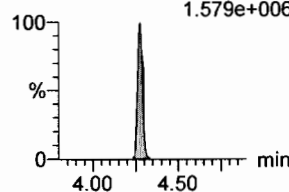
F17:MRM of 2 channels,ES-
398.9 > 99.0
1.336e+006



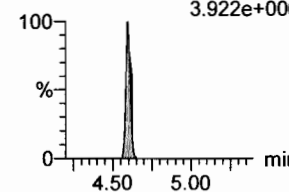
F20:MRM of 2 channels,ES-
413 > 169
3.915e+006



F25:MRM of 2 channels,ES-
449 > 98.7
1.579e+006

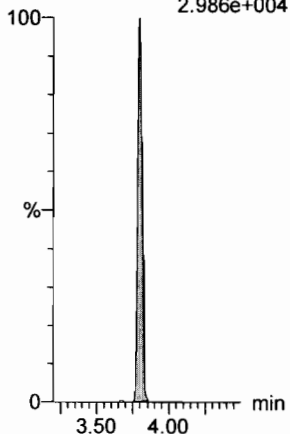


F26:MRM of 2 channels,ES-
463.0 > 219.0
3.922e+006



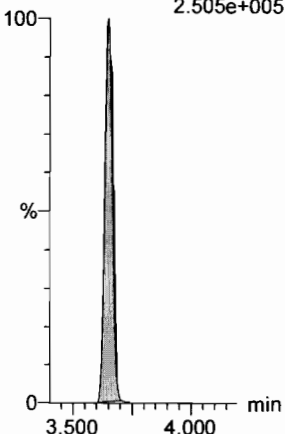
1802-PFHxS

F19:MRM of 1 channel,ES-
403.0 > 102.6
2.986e+004



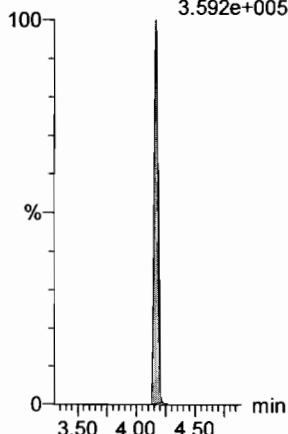
13C4-PFHpA

F16:MRM of 1 channel,ES-
367.2 > 321.8
2.505e+005




13C2-PFOA

F21:MRM of 1 channel,ES-
414.9 > 369.7
3.592e+005



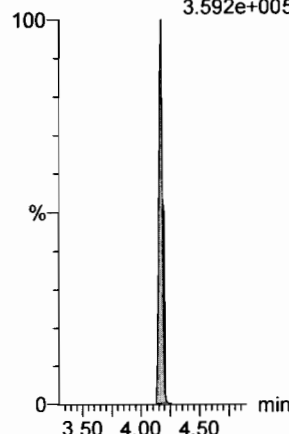
13C2-PFOA

F21:MRM of 1 channel,ES-
414.9 > 369.7
3.592e+005



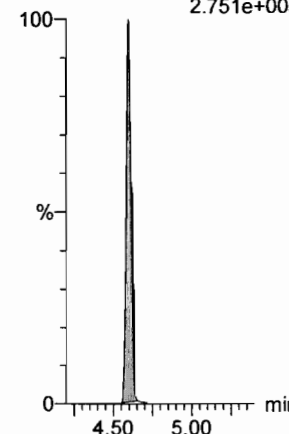
13C2-PFOA

F21:MRM of 1 channel,ES-
414.9 > 369.7
3.592e+005



13C5-PFNA

F27:MRM of 1 channel,ES-
468.2 > 422.9
2.751e+005



Dataset: F:\Projects\PFAS.PRO\Results\180222M1\180222M1-CRV.qld

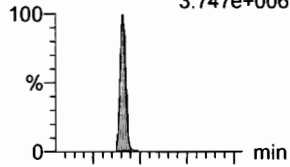
Last Altered: Friday, February 23, 2018 09:51:26 Pacific Standard Time

Printed: Friday, February 23, 2018 10:09:40 Pacific Standard Time

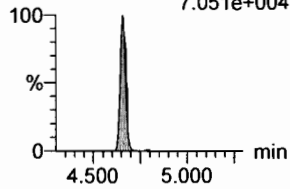
Name: 180222M1_11, Date: 22-Feb-2018, Time: 16:21:58, ID: ST180222M1-10 PFC CS7 18B0819, Description: PFC CS7 18B0819

PFOSA

F29:MRM of 4 channels,ES-
498.1 > 77.8
3.747e+006

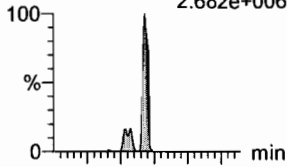


F29:MRM of 4 channels,ES-
498.1 > 478
7.051e+004

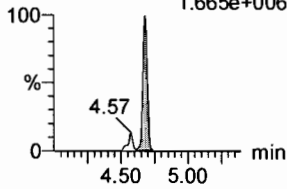


L-PFOS

F31:MRM of 2 channels,ES-
499 > 79.9
2.682e+006

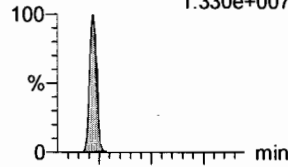


F31:MRM of 2 channels,ES-
499 > 99
1.665e+006

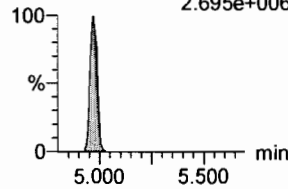


PFDA

F36:MRM of 2 channels,ES-
513 > 468.8
1.330e+007

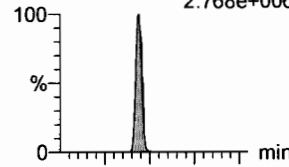


F36:MRM of 2 channels,ES-
513 > 219
2.695e+006

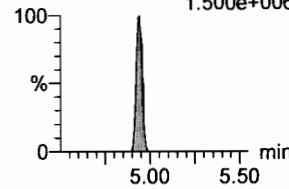


8:2 FTS

F41:MRM of 2 channels,ES-
527 > 506.9
2.768e+006

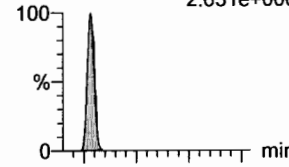


F41:MRM of 2 channels,ES-
527 > 80
1.500e+006

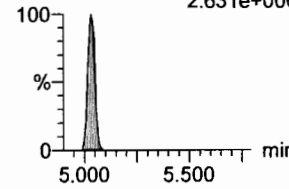


PFNS

F44:MRM of 2 channels,ES-
549.1 > 80.1
2.631e+006

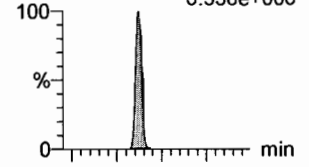


F44:MRM of 2 channels,ES-
549.1 > 80.1
2.631e+006

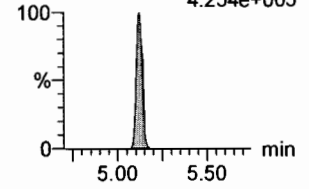


N-MeFOSAA

F47:MRM of 2 channels,ES-
570.1 > 419
6.538e+006

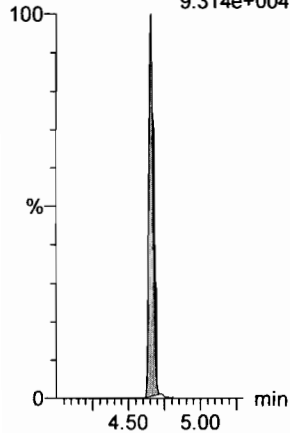


F47:MRM of 2 channels,ES-
570.1 > 483.0
4.254e+005



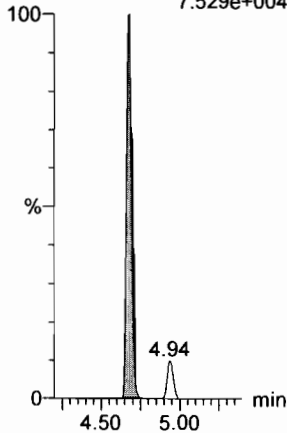
13C8-PFOA

F33:MRM of 1 channel,ES-
506.1 > 77.7
9.314e+004



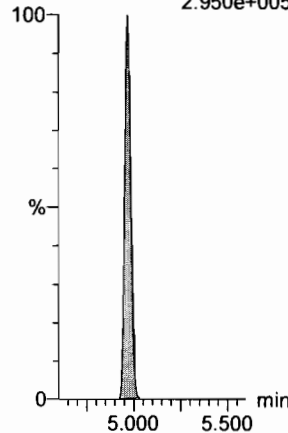
13C8-PFOS

F34:MRM of 1 channel,ES-
507.0 > 79.9
7.529e+004



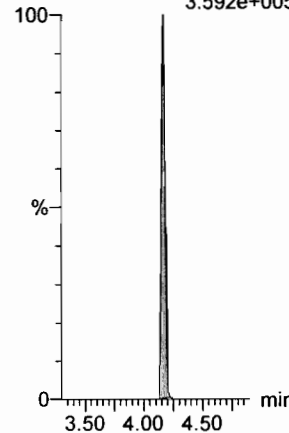
13C2-PFDA

F37:MRM of 1 channel,ES-
515.1 > 469.9
2.950e+005



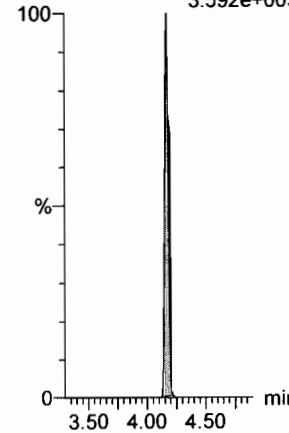
13C2-PFOA

F21:MRM of 1 channel,ES-
414.9 > 369.7
3.592e+005



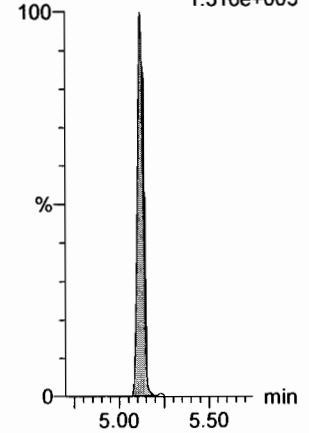
13C2-PFOA

F21:MRM of 1 channel,ES-
414.9 > 369.7
3.592e+005



d3-N-MeFOSAA

F49:MRM of 1 channel,ES-
573.3 > 419
1.316e+005

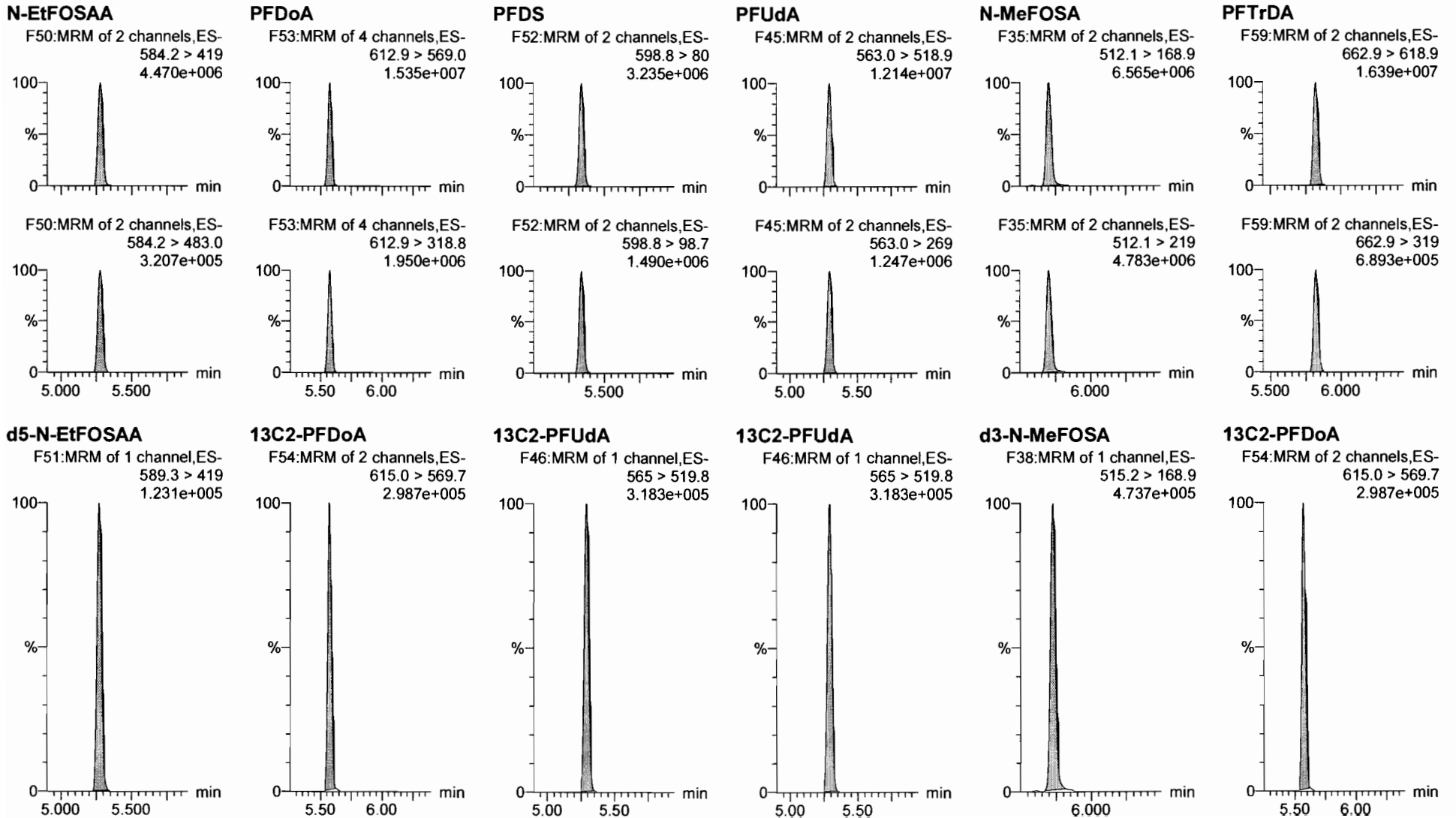


Dataset: F:\Projects\PFAS.PRO\Results\180222M1\180222M1-CRV.qld

Last Altered: Friday, February 23, 2018 09:51:26 Pacific Standard Time

Printed: Friday, February 23, 2018 10:09:40 Pacific Standard Time

Name: 180222M1_11, Date: 22-Feb-2018, Time: 16:21:58, ID: ST180222M1-10 PFC CS7 18B0819, Description: PFC CS7 18B0819



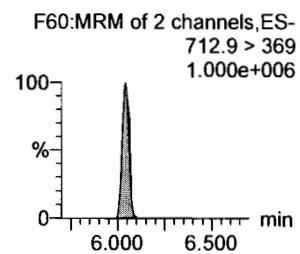
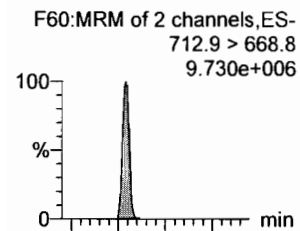
Dataset: F:\Projects\PFAS.PRO\Results\180222M1\180222M1-CRV.qld

Last Altered: Friday, February 23, 2018 09:51:26 Pacific Standard Time

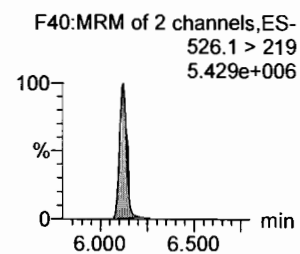
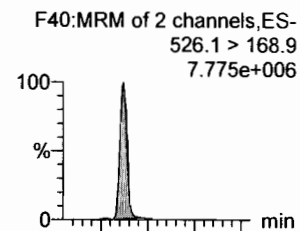
Printed: Friday, February 23, 2018 10:09:40 Pacific Standard Time

Name: 180222M1_11, Date: 22-Feb-2018, Time: 16:21:58, ID: ST180222M1-10 PFC CS7 18B0819, Description: PFC CS7 18B0819

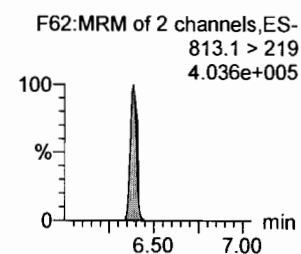
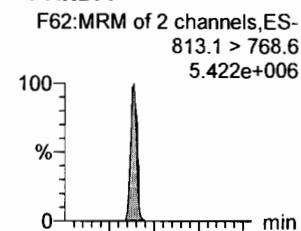
PFTeDA



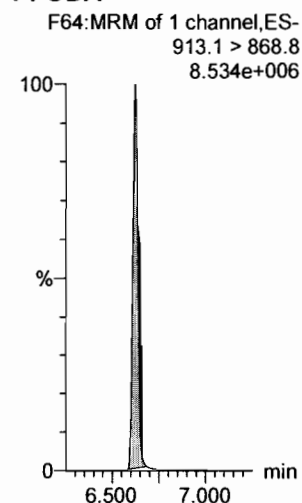
N-EtFOSA



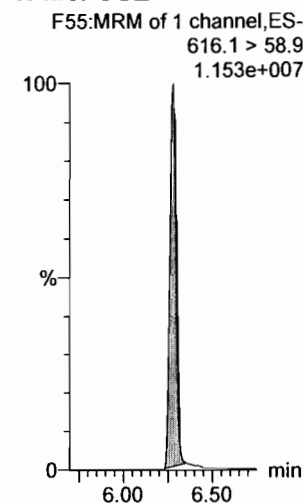
PFHxDA



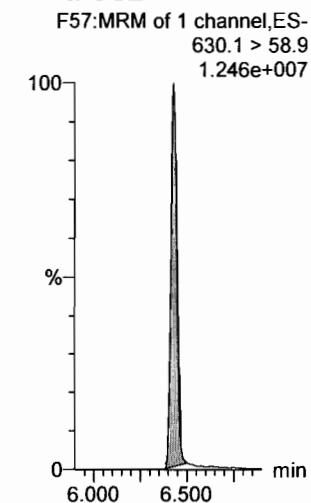
PFODA



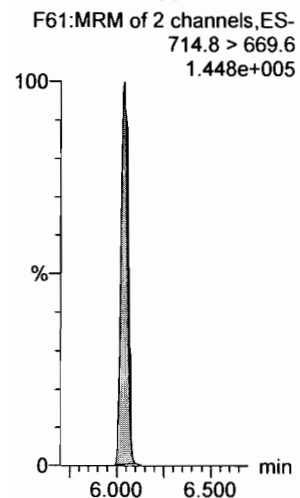
N-MeFOSE



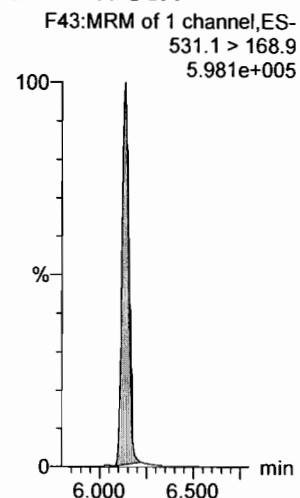
N-EtFOSE



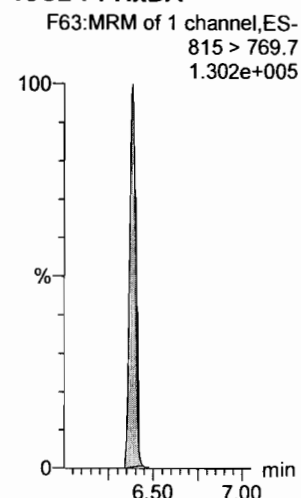
13C2-PFTeDA



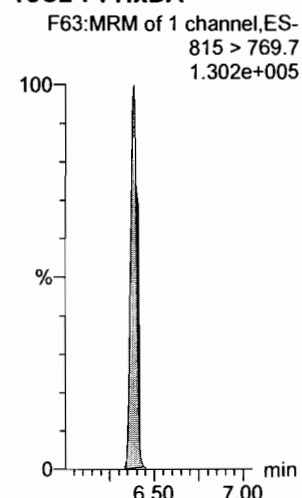
d5-N-ETFOSA



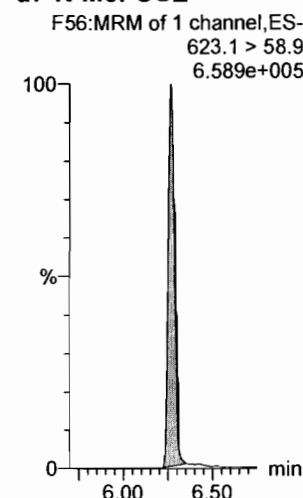
13C2-PFHxDA



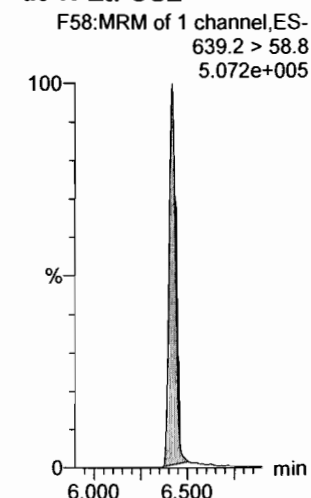
13C2-PFHxDA



d7-N-MeFOSE



d9-N-EtFOSE



Dataset: F:\Projects\PFAS.PRO\Results\180222M1\180222M1-CRV.qld

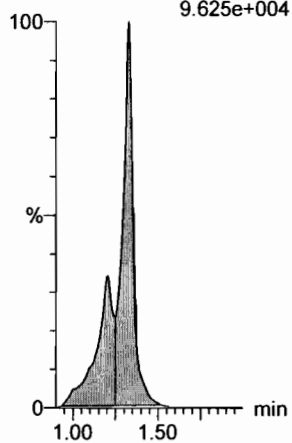
Last Altered: Friday, February 23, 2018 09:51:26 Pacific Standard Time

Printed: Friday, February 23, 2018 10:09:40 Pacific Standard Time

Name: 180222M1_11, Date: 22-Feb-2018, Time: 16:21:58, ID: ST180222M1-10 PFC CS7 18B0819, Description: PFC CS7 18B0819

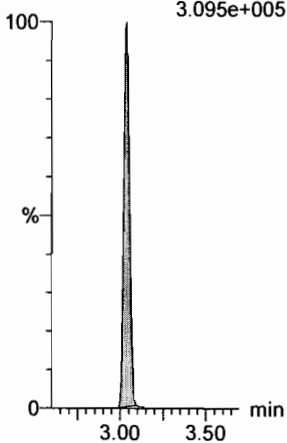
13C4-PFBA

F3:MRM of 1 channel,ES-
217. > 171.8
9.625e+004



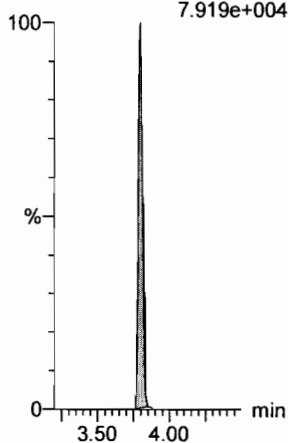
13C5-PFHxA

F10:MRM of 1 channel,ES-
318 > 272.9
3.095e+005




13C3-PFHxS

F18:MRM of 1 channel,ES-
401.9 > 79.9
7.919e+004



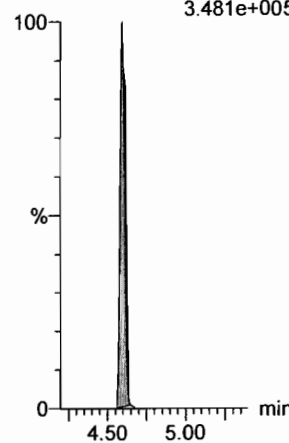
13C8-PFOA

F22:MRM of 1 channel,ES-
421.3 > 376
2.903e+005



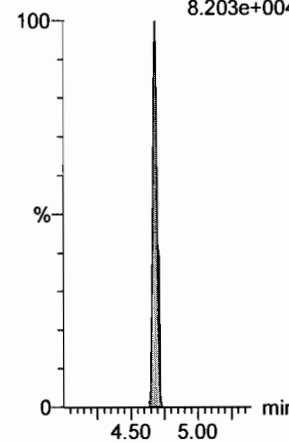
13C9-PFNA

F28:MRM of 1 channel,ES-
472.2 > 426.9
3.481e+005



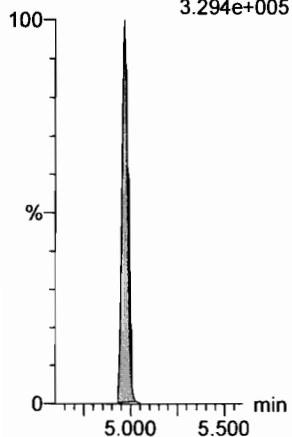
13C4-PFOS

F32:MRM of 1 channel,ES-
503 > 79.9
8.203e+004



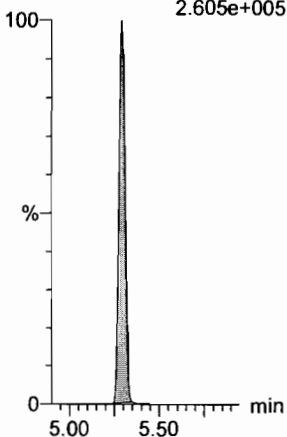
13C6-PFDA

F39:MRM of 1 channel,ES-
519.1 > 473.7
3.294e+005



13C7-PFUDa

F48:MRM of 1 channel,ES-
570.1 > 524.8
2.605e+005



Dataset: F:\Projects\PFAS.PRO\Results\180222M1\180222M1-13.qld

✓ J.A.
02/23/2018

Last Altered: Friday, February 23, 2018 11:01:23 Pacific Standard Time

Printed: Friday, February 23, 2018 11:01:34 Pacific Standard Time

ⓐ Not in
IW.

Method: F:\Projects\PFAS.PRO\MethDB\PFAS_FULL_80C_022218.mdb 23 Feb 2018 08:58:55

Calibration: F:\Projects\PFAS.PRO\CurveDB\C18_VAL-PFAS_Q4_02-22-18-FULL.cdb 23 Feb 2018 10:57:03

Name: 180222M1_13, Date: 22-Feb-2018, Time: 16:44:56, ID: ICV180222M1-1 PFC ICV 18B0809, Description: PFC ICV 18B0809

#	Name	Trace	Area	IS Area	RRF	Pred.RT	RT	y Axis Resp.	Conc.	%Rec	Recovery Out
1	1 PFBA	213.0 > 168.8	6.81e3	8.18e3		1.46	1.29	10.4	8.87	88.7	NO
2	2 PFPeA	263.1 > 218.9	1.07e4	1.42e4		2.42	2.25	9.43	9.42	94.2	NO
3	3 PFBS	299.0 > 79.7	2.25e3	1.93e3		2.60	2.53	14.6	7.67	76.7	NO
4	4 4:2 FTS	327.2>307.2	2.11e3	1.93e3		3.00	2.93	13.7	8.43	84.3	NO
5	5 PFHxA	313.2 > 268.9	1.34e4	4.63e3		3.19	3.02	14.4	9.64	96.4	NO
6	6 PFPeS	349.1>80.1	2.46e3	1.93e3		3.39	3.22	15.9	8.39	83.9	NO
7	7 PFHpA	363.0 > 318.9	1.15e4	1.30e4		3.81	3.64	11.0	8.27	82.7	NO
8	8 L-PFHxS	398.9 > 79.6	1.72e3	1.52e3		3.85	3.78	14.1	7.75	77.5	NO
9	10 6:2 FTS	427.1 > 407	2.65e3	1.45e4		4.28	4.10	2.29	9.36	93.6	NO
10	11 L-PFOA	413 > 368.7	1.16e4	1.45e4		4.22	4.16	9.97	10.7	107.2	NO
11	13 PFHpS	449 > 80.0	2.87e3	1.45e4		4.44	4.27	2.48	10.6	106.2	NO
12	14 PFNA	463.0 > 418.8	1.30e4	1.47e4		4.76	4.59	11.1	8.82	88.2	NO
13	15 PFOSA	498.1 > 77.8	3.16e3	3.81e3		4.83	4.65	10.4	9.49	94.9	NO
14	16 L-PFOS	499 > 79.9	2.51e3	3.69e3		4.74	4.67	8.51	7.57	75.7	NO
15	18 PFDA	513 > 468.8	1.29e4	1.63e4		5.14	4.96	9.84	7.64	76.4	NO
16	19 8:2 FTS	527 > 506.9	3.29e3	1.45e4		5.12	4.94	2.84	12.7	126.9	NO
17	20 PFNS	549.1>80.1	2.45e3	3.69e3		5.08	5.03	8.29	9.70	97.0	NO
18	21 N-MeFOSAA	570.1 > 419	6.31e3	6.45e3		5.29	5.12	12.2	8.76	87.6	NO
19	22 N-EiFOSAA	584.2 > 419	5.69e3	6.93e3		5.45	5.28	10.3	9.14	91.4	NO
20	23 PFUdA	563.0 > 518.9	1.32e4	1.79e4		5.46	5.29	9.17	8.93	89.3	NO
21	24 PFDS	598.8 > 80	3.17e3	1.79e4		5.51	5.34	2.21	8.47	84.7	NO
22	25 PFDoA	612.9 > 569.0	1.49e4	1.56e4		5.74	5.57	12.0	9.98	99.8	NO
23	26 N-MeFOSA	512.1 > 168.9		2.08e4		5.84					NO
24	27 PFTTrDA	662.9 > 618.9	1.38e4	1.56e4		5.98	5.82	11.1	7.36	73.6	NO
25	28 PFTeDA	712.9 > 668.8	9.52e3	5.45e3		6.20	6.04	21.8	9.47	94.7	NO
26	29 N-EiFOSA	526.1 > 168.9		3.26e4		6.22					NO
27	30 PFHxDA	813.1 > 768.6		5.10e3		6.51					NO
28	31 PFODA	913.1 > 868.8		5.10e3		6.74					NO
29	32 N-MeFOSE	616.1 > 58.9		3.02e4		6.31					NO
30	33 N-EiFOSE	630.1 > 58.9		3.33e4		6.45					NO
31	34 13C3-PFBA	216.1 > 171.8	8.18e3	9.18e3	0.906	1.46	1.29	11.1	12.3	98.3	NO

ⓐ
ⓑ
↓

AM
2/23/18

Dataset: F:\Projects\PFAS.PRO\Results\180222M1\180222M1-13.qld

Last Altered: Friday, February 23, 2018 11:01:23 Pacific Standard Time

Printed: Friday, February 23, 2018 11:01:34 Pacific Standard Time

Name: 180222M1_13, Date: 22-Feb-2018, Time: 16:44:56, ID: ICV180222M1-1 PFC ICV 18B0809, Description: PFC ICV 18B0809

#	Name	Trace	Area	IS Area	RRF	Pred.RT	RT	y Axis Resp.	Conc.	%Rec	Recovery Out	
32	35	13C3-PFPeA	266. > 221.8	1.42e4	1.60e4	0.917	2.42	2.25	11.1	12.1	97.0	NO
33	36	13C3-PFBS	302. > 98.8	1.93e3	1.60e4	0.120	2.69	2.53	1.51	12.6	100.5	NO
34	37	13C2-PFHxA	315 > 269.8	4.63e3	1.60e4	0.760	3.19	3.02	3.62	4.77	95.3	NO
35	38	13C4-PFHpA	367.2 > 321.8	1.30e4	1.60e4	0.729	3.81	3.64	10.2	13.9	111.6	NO
36	39	18O2-PFHxS	403.0 > 102.6	1.52e3	3.99e3	0.367	3.96	3.79	4.76	13.0	103.8	NO
37	40	13C2-PFOA	414.9 > 369.7	1.45e4	1.33e4	1.225	4.33	4.16	13.7	11.2	89.2	NO
38	41	13C5-PFNA	468.2 > 422.9	1.47e4	1.72e4	0.936	4.76	4.59	10.7	11.4	91.3	NO
39	42	13C8-PFOA	506.1 > 77.7	3.81e3	1.46e4	0.235	4.83	4.65	3.26	13.9	110.8	NO
40	43	13C8-PFOS	507.0 > 79.9	3.69e3	3.57e3	1.018	4.84	4.67	12.9	12.7	101.6	NO
41	44	13C2-PFDA	515.1 > 469.9	1.63e4	1.37e4	0.977	5.14	4.96	14.9	15.3	122.2	NO
42	45	d3-N-MeFOSAA	573.3 > 419	6.45e3	1.46e4	0.405	5.29	5.11	5.52	13.6	109.1	NO
43	46	d5-N-EtFOSAA	589.3 > 419	6.93e3	1.46e4	0.419	5.45	5.27	5.93	14.2	113.3	NO
44	47	13C2-PFUdA	565 > 519.8	1.79e4	1.46e4	1.045	5.46	5.29	15.4	14.7	117.6	NO
45	48	13C2-PFDoA	615.0 > 569.7	1.56e4	1.46e4	0.832	5.74	5.57	13.4	16.0	128.4	NO
46	49	d3-N-MeFOSA	515.2 > 168.9	2.08e4	1.46e4	0.109	5.84	5.72	17.8	163	108.8	NO
47	50	13C2-PFTeDA	714.8 > 669.6	5.45e3	1.46e4	0.313	6.20	6.04	4.67	14.9	119.1	NO
48	51	d5-N-ETFOA	531.1 > 168.9	3.26e4	1.46e4	0.160	6.22	6.13	27.9	174	116.0	NO
49	52	13C2-PFHxDA	815 > 769.7	5.10e3	1.46e4	0.648	6.51	6.38	4.37	6.74	134.7	NO
50	53	d7-N-MeFOSE	623.1 > 58.9	3.02e4	1.46e4	0.150	6.31	6.27	25.8	173	115.2	NO
51	54	d9-N-EtFOSE	639.2 > 58.8	3.33e4	1.46e4	0.142	6.45	6.42	28.5	201	133.9	NO
52	55	13C4-PFBA	217. > 171.8	9.18e3	9.18e3	1.000	1.46	1.29	12.5	12.5	100.0	NO
53	56	13C5-PFHxA	318 > 272.9	1.60e4	1.60e4	1.000	3.19	3.02	12.5	12.5	100.0	NO
54	57	13C3-PFHxS	401.9 > 79.9	3.99e3	3.99e3	1.000	3.96	3.78	12.5	12.5	100.0	NO
55	58	13C8-PFOA	421.3 > 376	1.33e4	1.33e4	1.000	4.33	4.15	12.5	12.5	100.0	NO
56	59	13C9-PFNA	472.2 > 426.9	1.72e4	1.72e4	1.000	4.70	4.59	12.5	12.5	100.0	NO
57	60	13C4-PFOS	503 > 79.9	3.57e3	3.57e3	1.000	4.84	4.67	12.5	12.5	100.0	NO
58	61	13C6-PFDA	519.1 > 473.7	1.37e4	1.37e4	1.000	5.14	4.96	12.5	12.5	100.0	NO
59	62	13C7-PFUdA	570.1 > 524.8	1.46e4	1.46e4	1.000	5.46	5.29	12.5	12.5	100.0	NO

Dataset: F:\Projects\PFAS.PRO\Results\180222M1\180222M1-13.qld

Last Altered: Friday, February 23, 2018 11:01:23 Pacific Standard Time

Printed: Friday, February 23, 2018 11:01:34 Pacific Standard Time

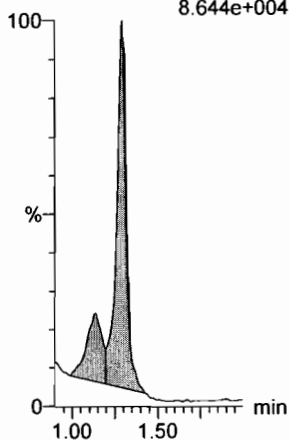
Method: F:\Projects\PFAS.PRO\MethDB\PFAS_FULL_80C_022218.mdb 23 Feb 2018 08:58:55

Calibration: F:\Projects\PFAS.PRO\CurveDB\C18_VAL-PFAS_Q4_02-22-18-FULL.cdb 23 Feb 2018 10:57:03

Name: 180222M1_13, Date: 22-Feb-2018, Time: 16:44:56, ID: ICV180222M1-1 PFC ICV 18B0809, Description: PFC ICV 18B0809

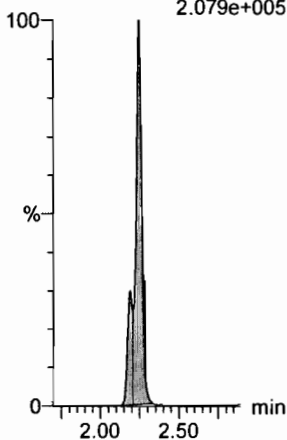
PFBA

F1:MRM of 1 channel,ES-
213.0 > 168.8
8.644e+004



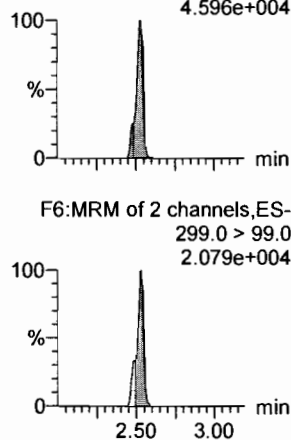
PFPeA

F4:MRM of 1 channel,ES-
263.1 > 218.9
2.079e+005



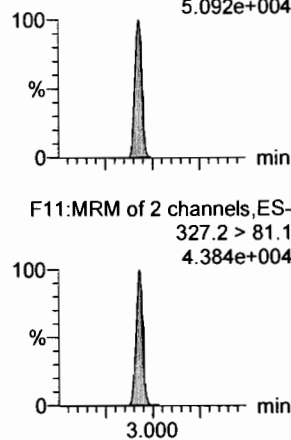
PFBS

F6:MRM of 2 channels,ES-
299.0 > 79.7
4.596e+004



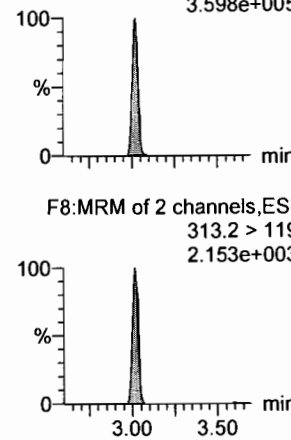
4:2 FTS

F11:MRM of 2 channels,ES-
327.2 > 307.2
5.092e+004



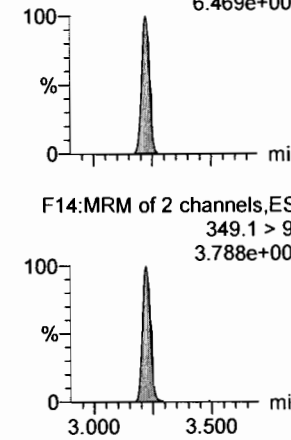
PFHxA

F8:MRM of 2 channels,ES-
313.2 > 268.9
3.598e+005



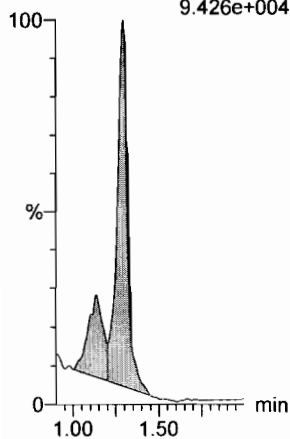
PFPeS

F14:MRM of 2 channels,ES-
349.1 > 80.1
6.469e+004



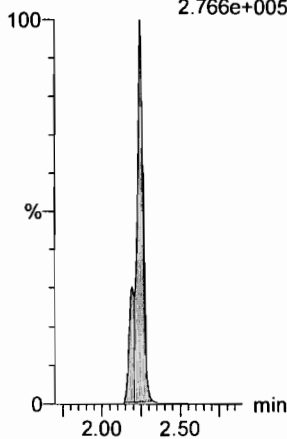
13C3-PFBA

F2:MRM of 1 channel,ES-
216.1 > 171.8
9.426e+004



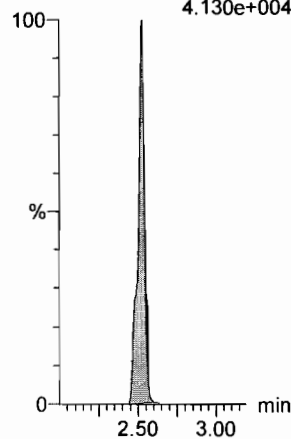
13C3-PFPeA

F5:MRM of 1 channel,ES-
266. > 221.8
2.766e+005



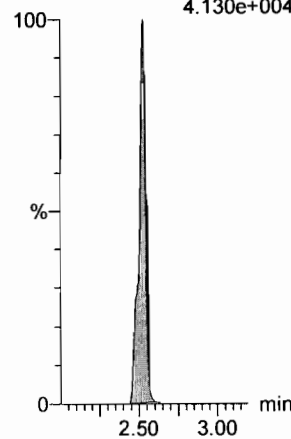
13C3-PFBS

F7:MRM of 1 channel,ES-
302. > 98.8
4.130e+004



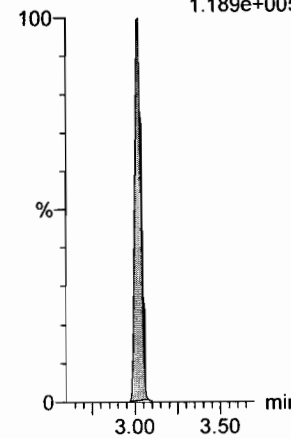
13C3-PFBS

F7:MRM of 1 channel,ES-
302. > 98.8
4.130e+004



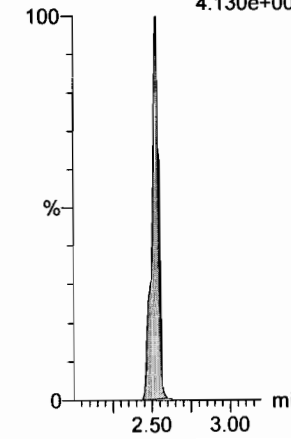
13C2-PFHxA

F9:MRM of 1 channel,ES-
315 > 269.8
1.189e+005



13C3-PFBS

F7:MRM of 1 channel,ES-
302. > 98.8
4.130e+004



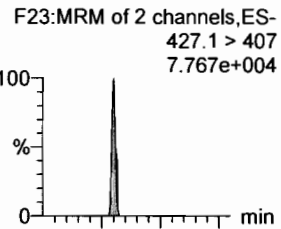
Dataset: F:\Projects\PFAS.PRO\Results\180222M1\180222M1-13.qld

Last Altered: Friday, February 23, 2018 11:01:23 Pacific Standard Time

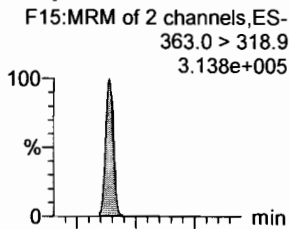
Printed: Friday, February 23, 2018 11:01:34 Pacific Standard Time

Name: 180222M1_13, Date: 22-Feb-2018, Time: 16:44:56, ID: ICV180222M1-1 PFC ICV 18B0809, Description: PFC ICV 18B0809

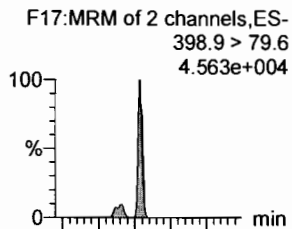
6:2 FTS



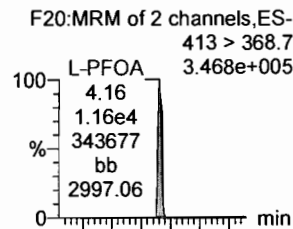
PFHpA



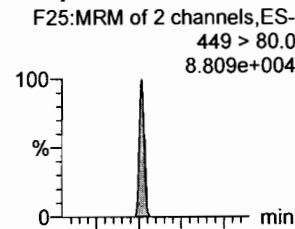
L-PFHxS



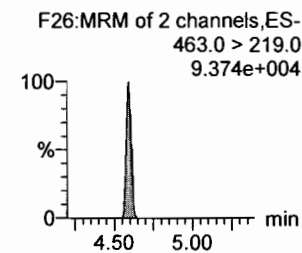
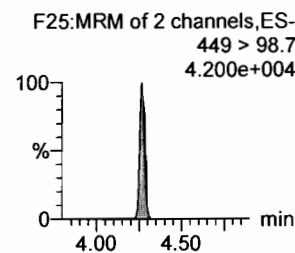
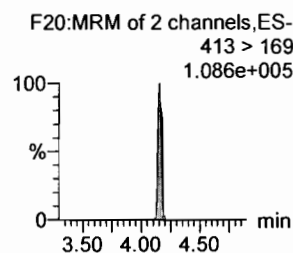
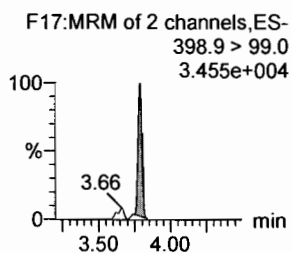
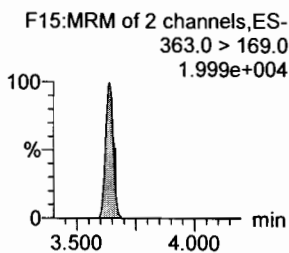
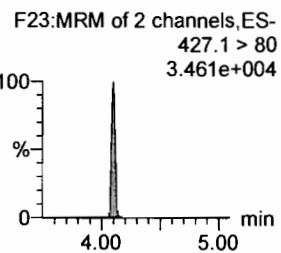
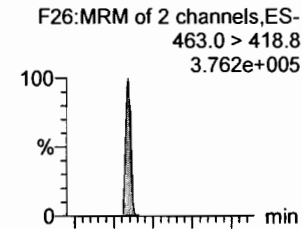
L-PFOA



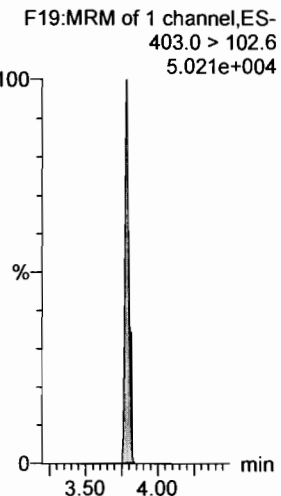
PFHpS



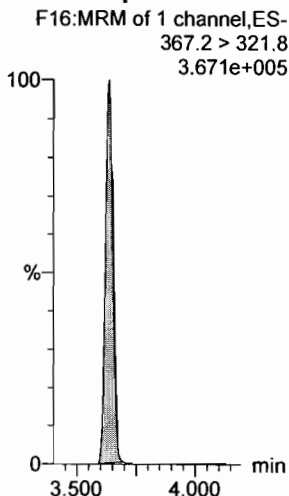
PFNA



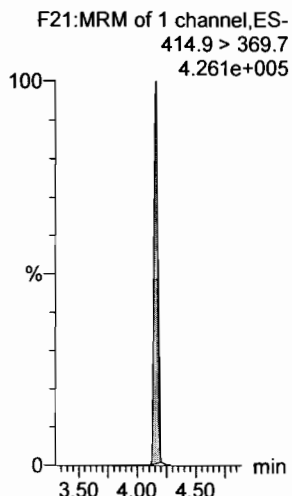
18O2-PFHxS



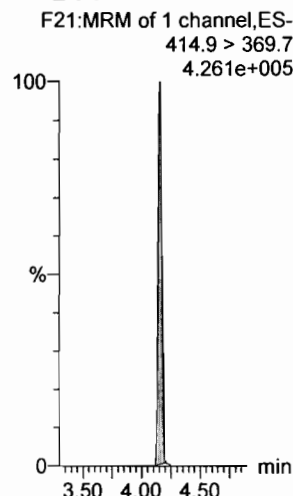
13C4-PFHpA



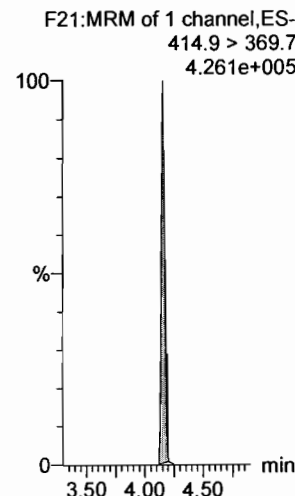
13C2-PFOA



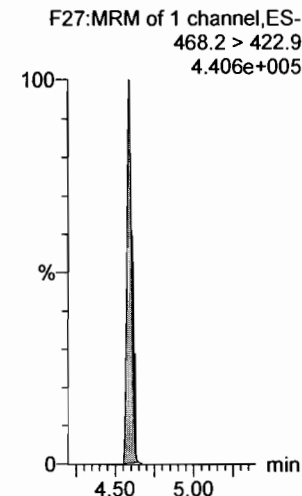
13C2-PFOA



13C2-PFOA



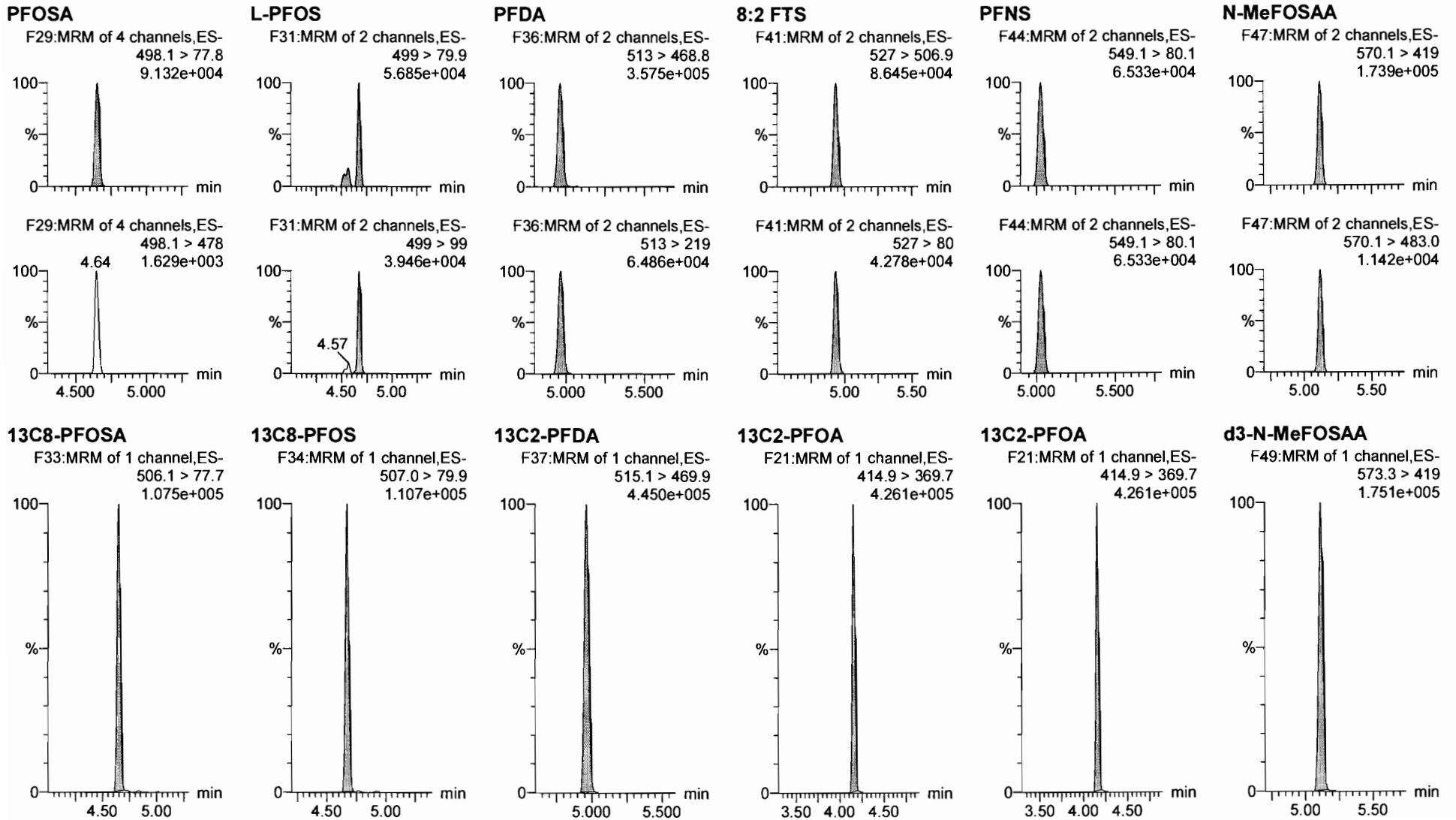
13C5-PFNA



Dataset: F:\Projects\PFAS.PRO\Results\180222M1\180222M1-13.qld

Last Altered: Friday, February 23, 2018 11:01:23 Pacific Standard Time
Printed: Friday, February 23, 2018 11:01:34 Pacific Standard Time

Name: 180222M1_13, Date: 22-Feb-2018, Time: 16:44:56, ID: ICV180222M1-1 PFC ICV 18B0809, Description: PFC ICV 18B0809

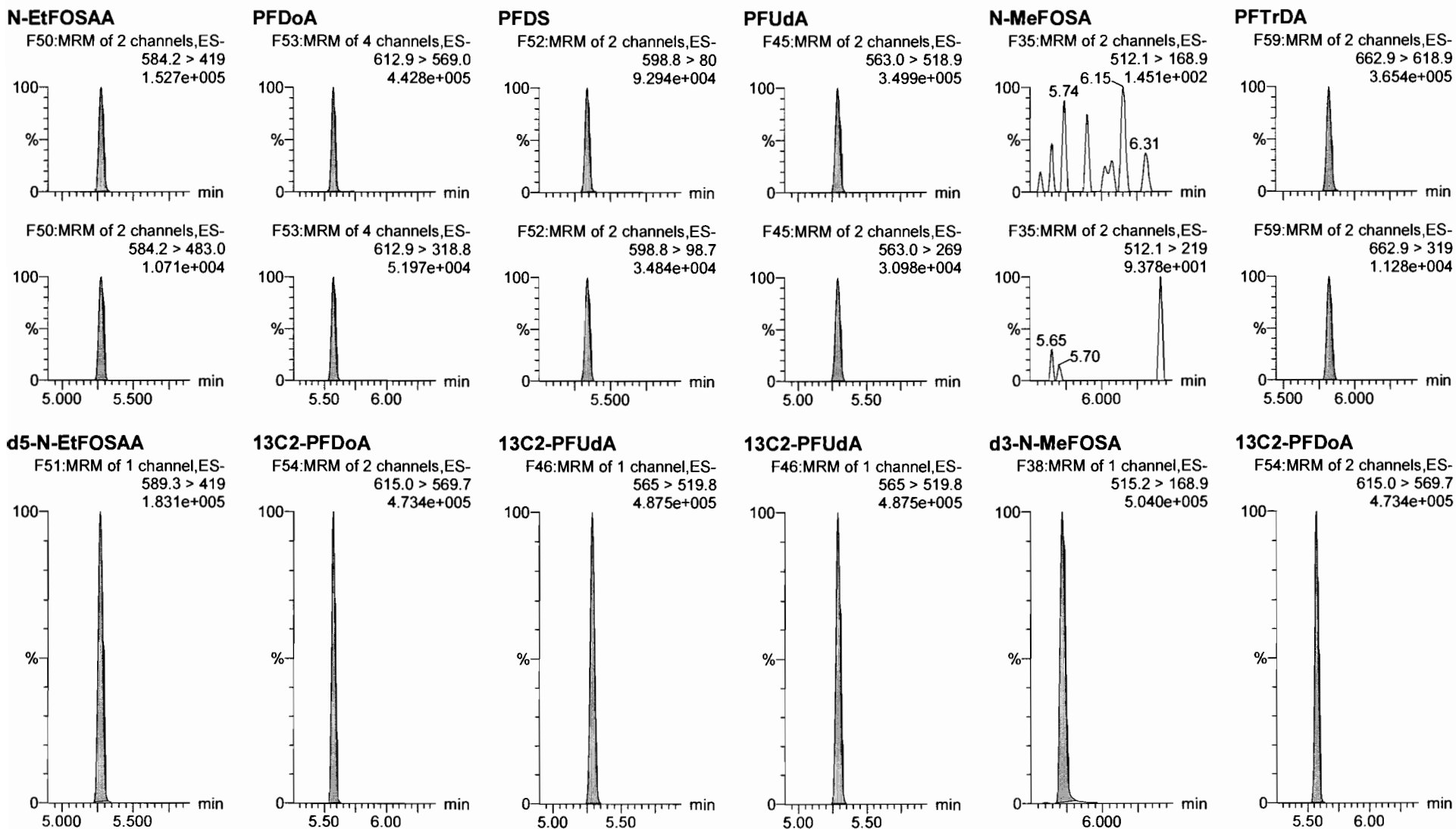


Dataset: F:\Projects\PFAS.PRO\Results\180222M1\180222M1-13.qld

Last Altered: Friday, February 23, 2018 11:01:23 Pacific Standard Time

Printed: Friday, February 23, 2018 11:01:34 Pacific Standard Time

Name: 180222M1_13, Date: 22-Feb-2018, Time: 16:44:56, ID: ICV180222M1-1 PFC ICV 18B0809, Description: PFC ICV 18B0809



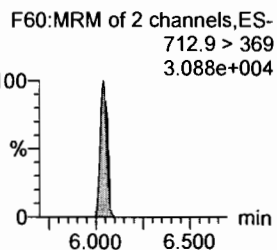
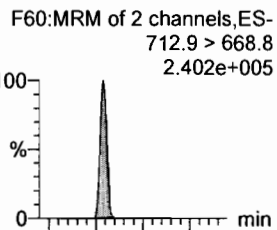
Dataset: F:\Projects\PFAS.PRO\Results\180222M1\180222M1-13.qld

Last Altered: Friday, February 23, 2018 11:01:23 Pacific Standard Time

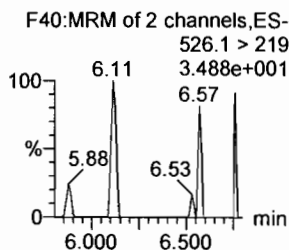
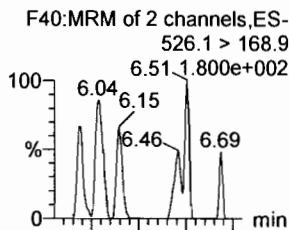
Printed: Friday, February 23, 2018 11:01:34 Pacific Standard Time

Name: 180222M1_13, Date: 22-Feb-2018, Time: 16:44:56, ID: ICV180222M1-1 PFC ICV 18B0809, Description: PFC ICV 18B0809

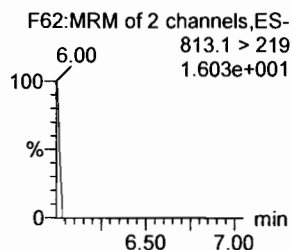
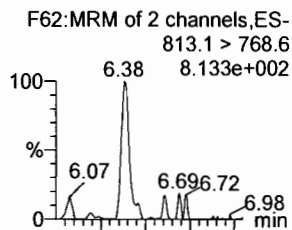
PFTeDA



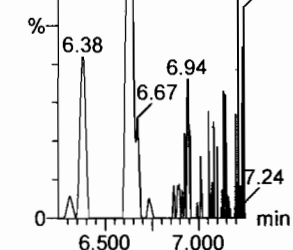
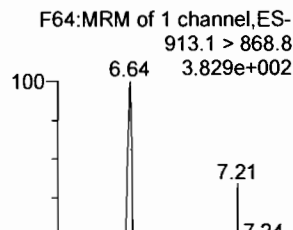
N-EtFOSA



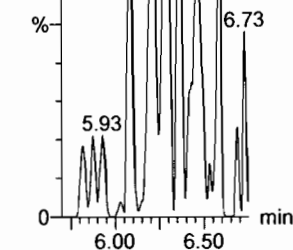
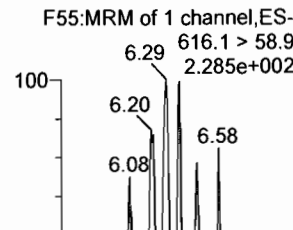
PFHxDA



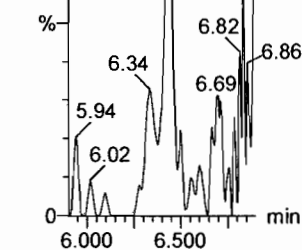
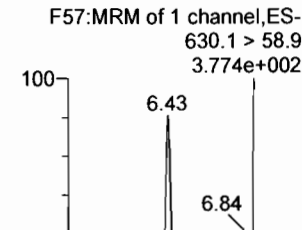
PFODA



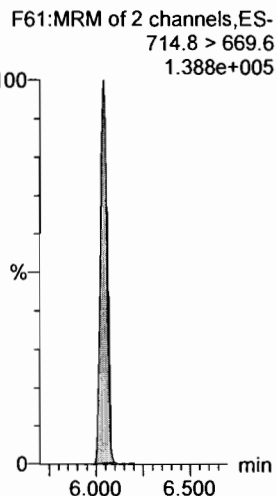
N-MeFOSE



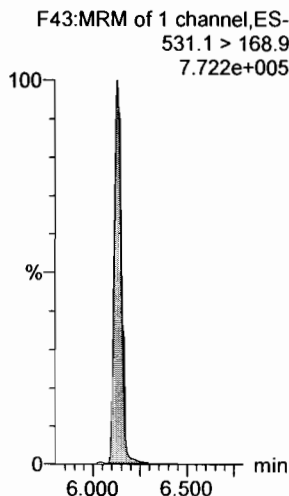
N-EtFOSE



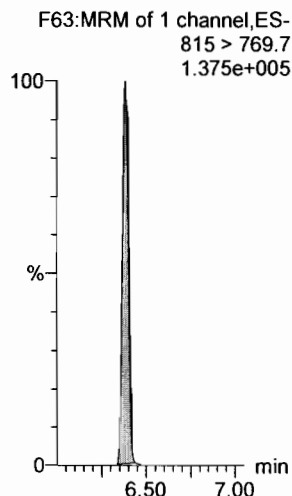
13C2-PFTeDA



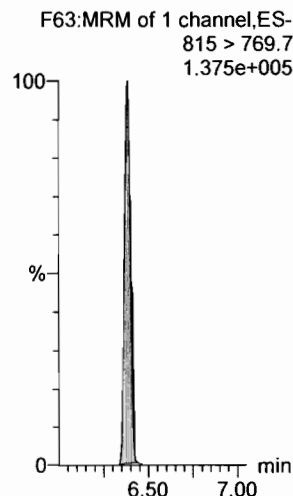
d5-N-ETFOSA



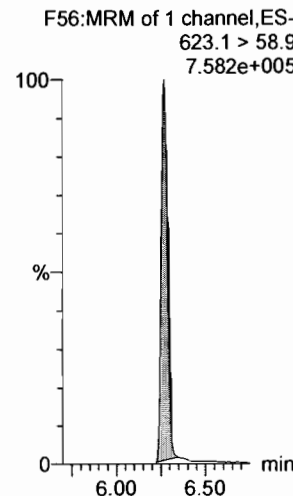
13C2-PFHxDA



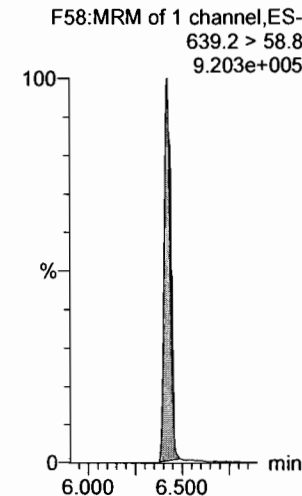
13C2-PFHxDA



d7-N-MeFOSE



d9-N-EtFOSE



Dataset: F:\Projects\PFAS.PRO\Results\180222M1\180222M1-13.qld

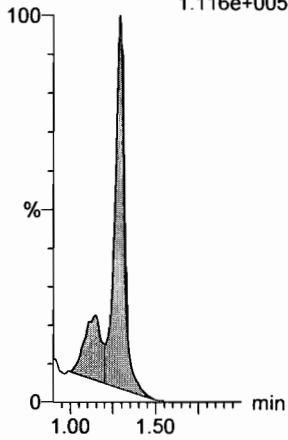
Last Altered: Friday, February 23, 2018 11:01:23 Pacific Standard Time

Printed: Friday, February 23, 2018 11:01:34 Pacific Standard Time

Name: 180222M1_13, Date: 22-Feb-2018, Time: 16:44:56, ID: ICV180222M1-1 PFC ICV 18B0809, Description: PFC ICV 18B0809

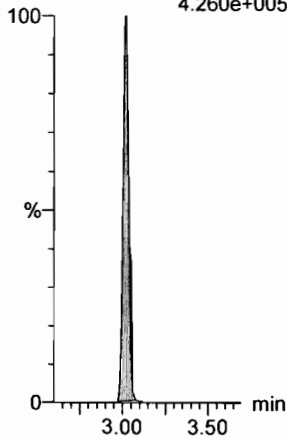
13C4-PFBA

F3:MRM of 1 channel,ES-
217. > 171.8
1.116e+005



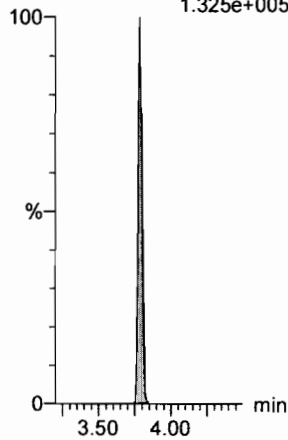
13C5-PFHxA

F10:MRM of 1 channel,ES-
318 > 272.9
4.260e+005



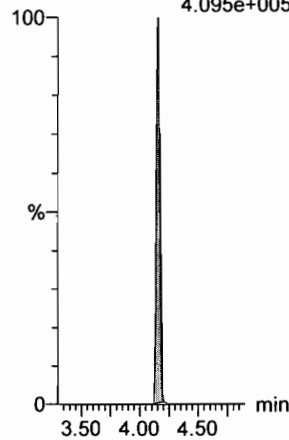
13C3-PFHxS

F18:MRM of 1 channel,ES-
401.9 > 79.9
1.325e+005



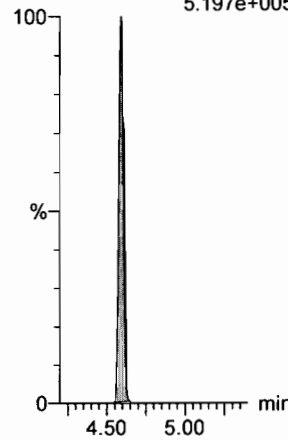
13C8-PFOA

F22:MRM of 1 channel,ES-
421.3 > 376
4.095e+005



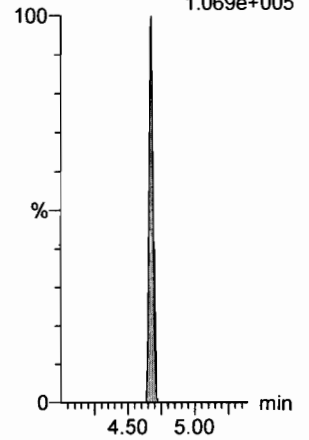
13C9-PFNA

F28:MRM of 1 channel,ES-
472.2 > 426.9
5.197e+005



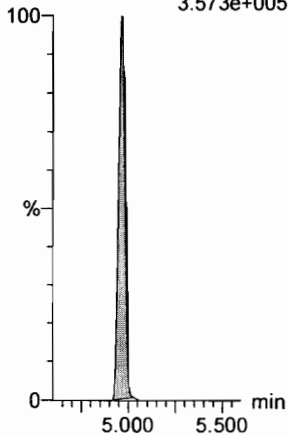
13C4-PFOS

F32:MRM of 1 channel,ES-
503 > 79.9
1.069e+005



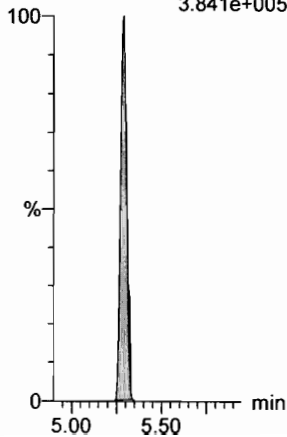
13C6-PFDA

F39:MRM of 1 channel,ES-
519.1 > 473.7
3.573e+005



13C7-PFUdA

F48:MRM of 1 channel,ES-
570.1 > 524.8
3.841e+005



Dataset: Untitled

Last Altered: Friday, February 23, 2018 12:10:10 Pacific Standard Time

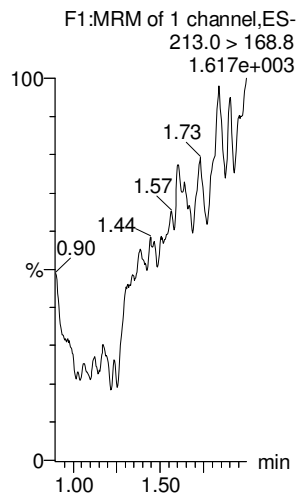
Printed: Friday, February 23, 2018 12:10:19 Pacific Standard Time

Method: F:\Projects\PFAS.PRO\MethDB\PFAS_FULL_80C_022218.mdb 23 Feb 2018 08:58:55

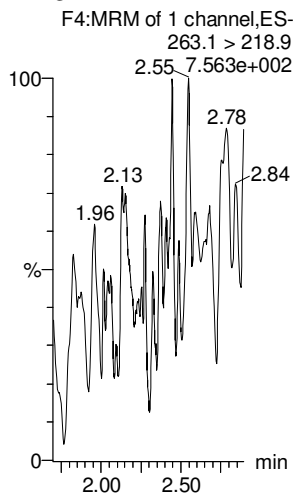
Calibration: F:\Projects\PFAS.PRO\CurveDB\C18_VAL-PFAS_Q4_02-22-18-FULL.cdb 23 Feb 2018 10:57:03

Name: 180222M1_12, Date: 22-Feb-2018, Time: 16:33:27, ID: IPA, Description: IPA

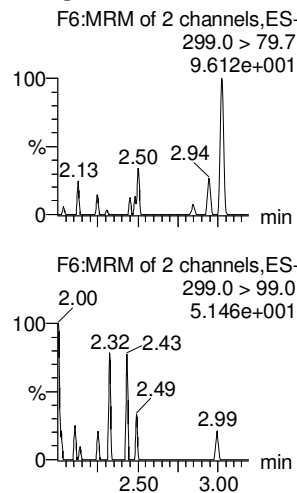
PFBA



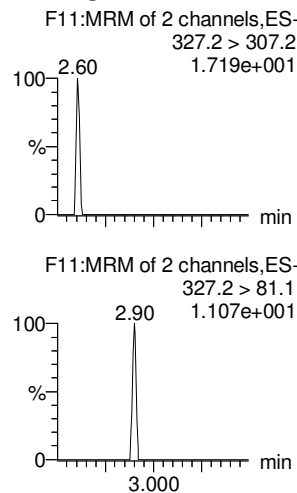
PFPeA



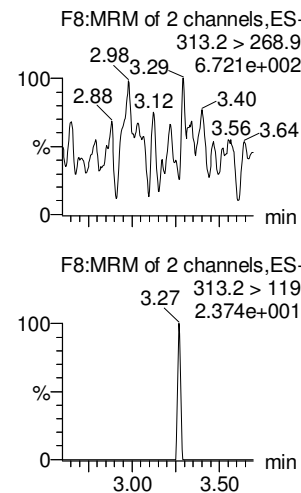
PFBS



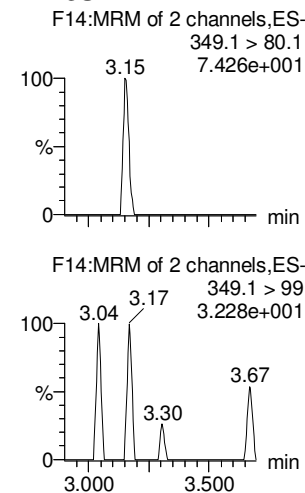
4:2 FTS



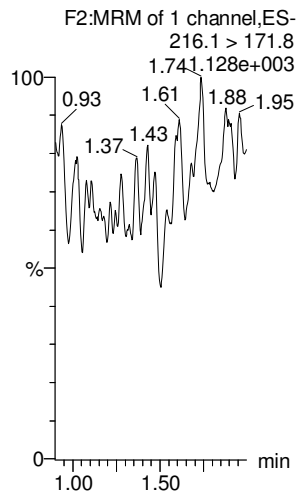
PFHxA



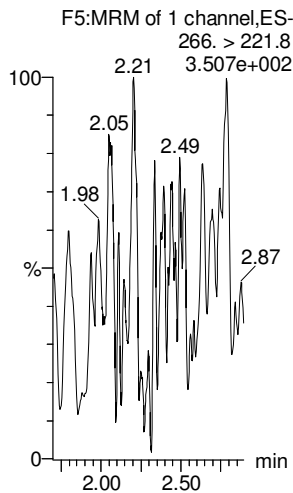
PFPeS



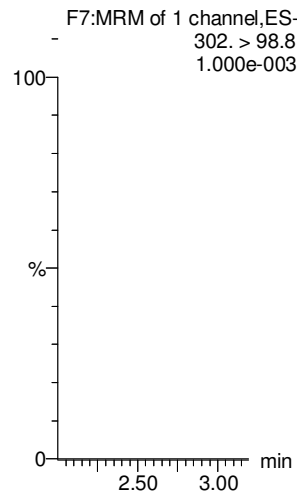
13C3-PFBA



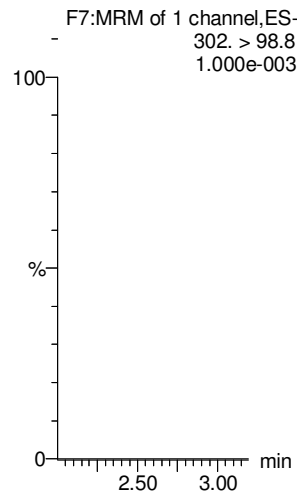
13C3-PFPeA



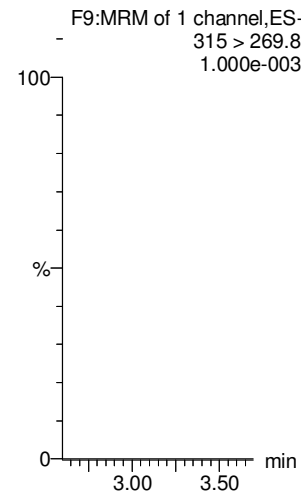
13C3-PFBS



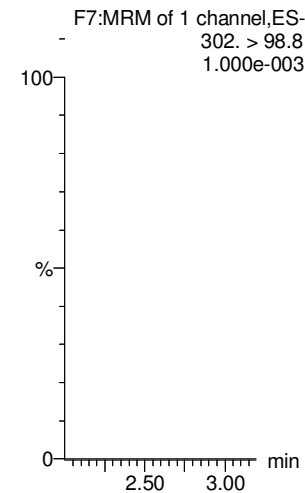
13C3-PFBS



13C2-PFHxA



13C3-PFBS



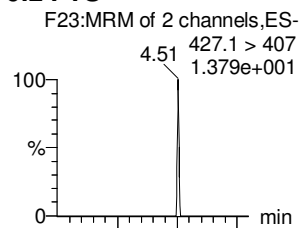
Dataset: Untitled

Last Altered: Friday, February 23, 2018 12:10:10 Pacific Standard Time

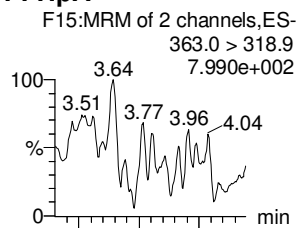
Printed: Friday, February 23, 2018 12:10:19 Pacific Standard Time

Name: 180222M1_12, Date: 22-Feb-2018, Time: 16:33:27, ID: IPA, Description: IPA

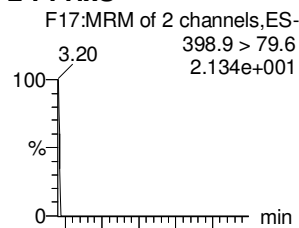
6:2 FTS



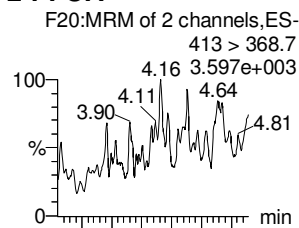
PFHpA



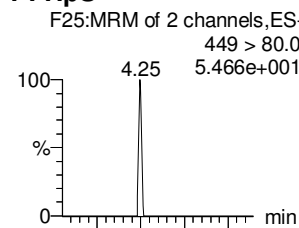
L-PFHxS



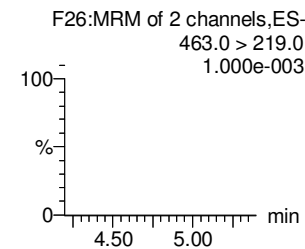
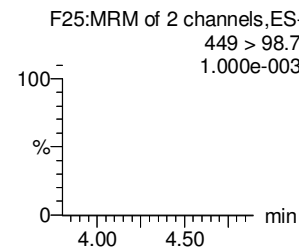
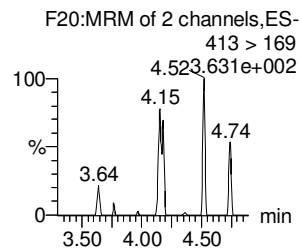
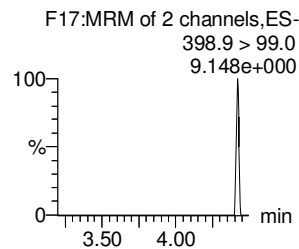
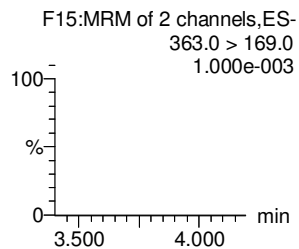
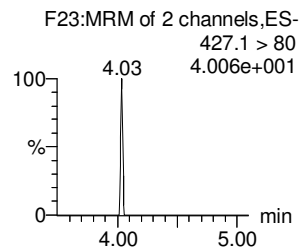
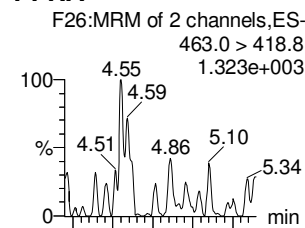
L-PFOA



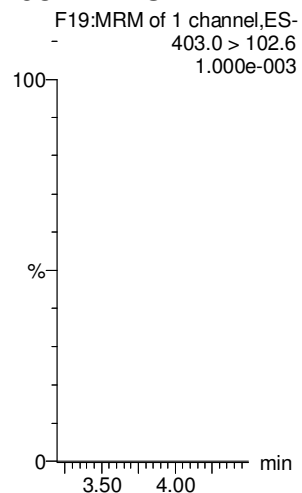
PFHpS



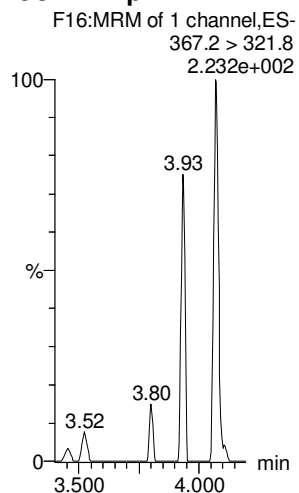
PFNA



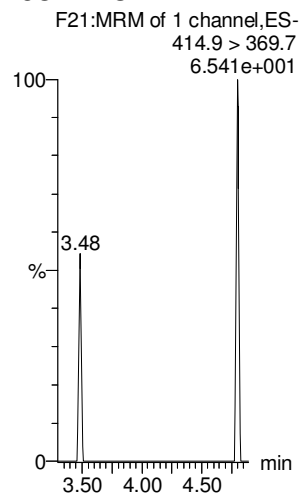
18O2-PFHxS



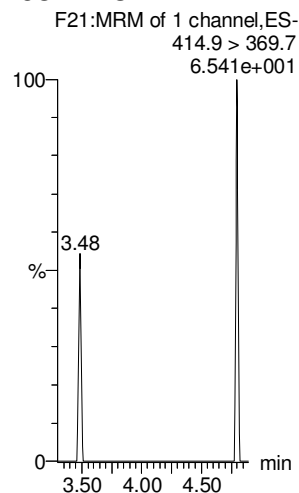
13C4-PFHpA



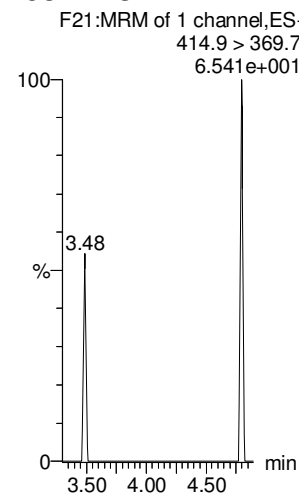
13C2-PFOA



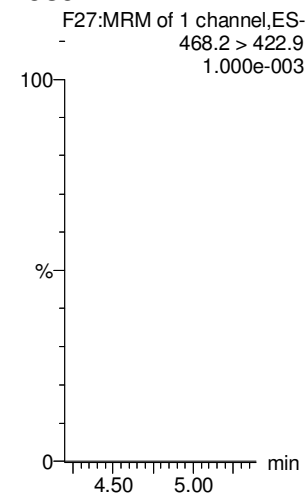
13C2-PFOA



13C2-PFOA



13C5-PFNA



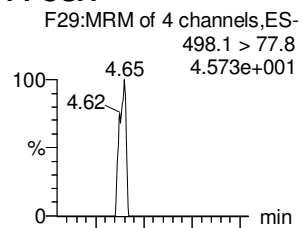
Dataset: Untitled

Last Altered: Friday, February 23, 2018 12:10:10 Pacific Standard Time

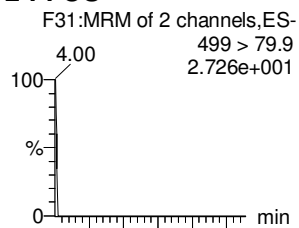
Printed: Friday, February 23, 2018 12:10:19 Pacific Standard Time

Name: 180222M1_12, Date: 22-Feb-2018, Time: 16:33:27, ID: IPA, Description: IPA

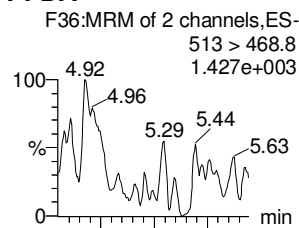
PFOSA



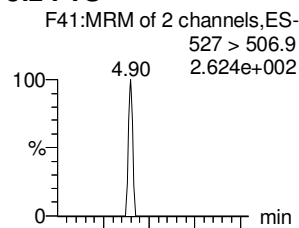
L-PFOS



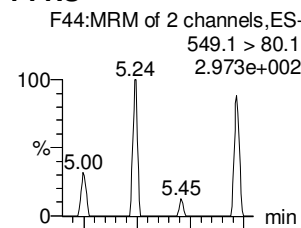
PFDA



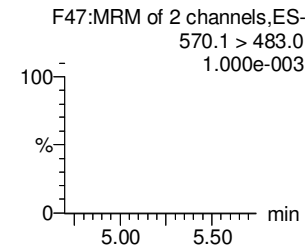
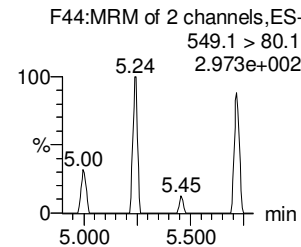
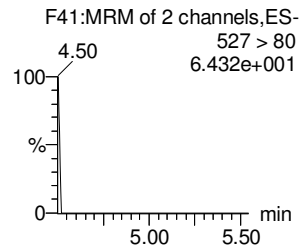
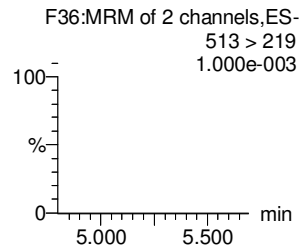
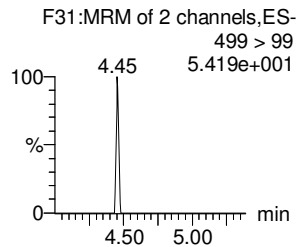
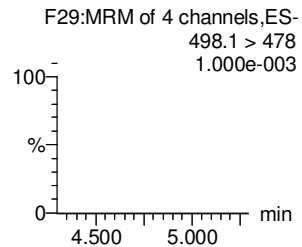
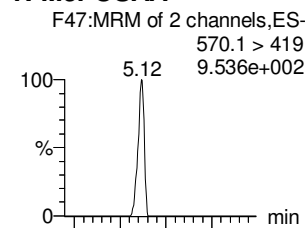
8:2 FTS



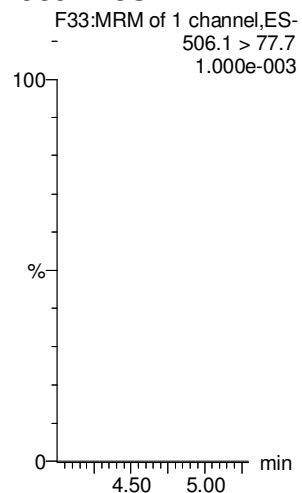
PFNS



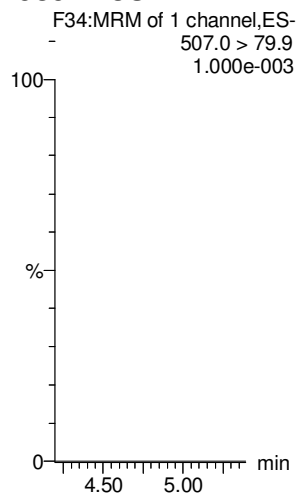
N-MeFOSAA



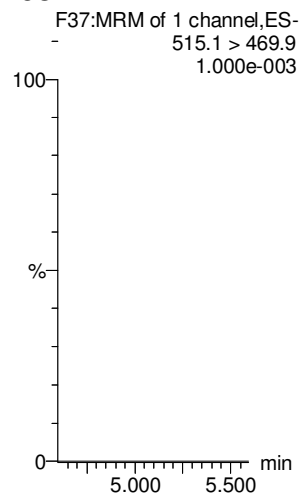
13C8-PFOSA



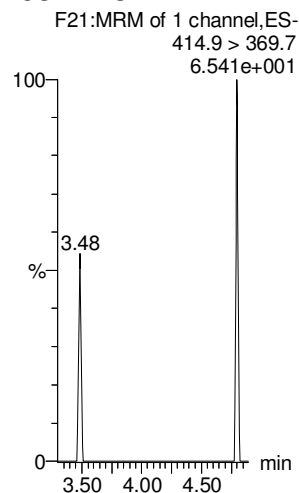
13C8-PFOS



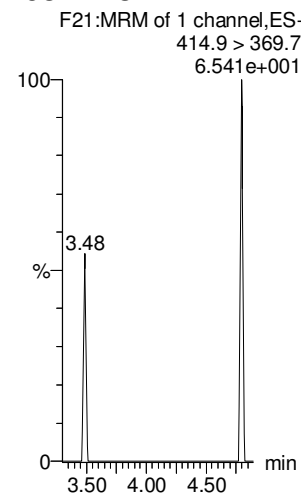
13C2-PFDA



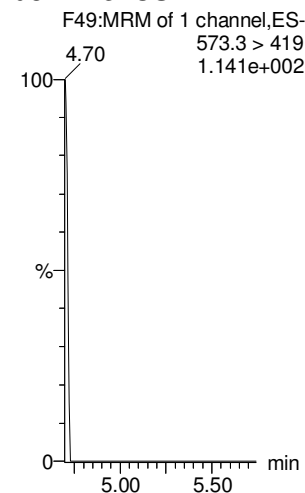
13C2-PFOA



13C2-PFOA



d3-N-MeFOSAA



Dataset: Untitled

Last Altered: Friday, February 23, 2018 12:10:10 Pacific Standard Time

Printed: Friday, February 23, 2018 12:10:19 Pacific Standard Time

Name: 180222M1_12, Date: 22-Feb-2018, Time: 16:33:27, ID: IPA, Description: IPA

N-EtFOSAA

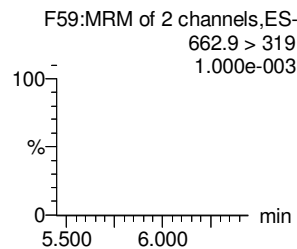
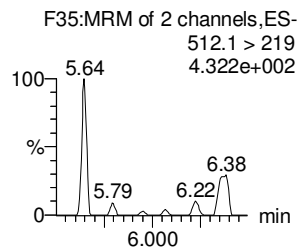
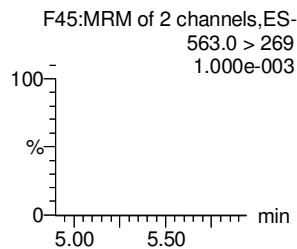
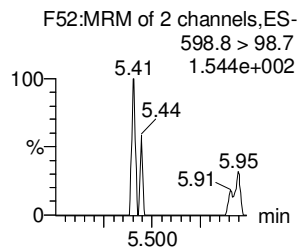
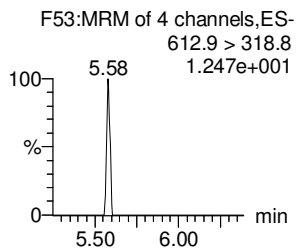
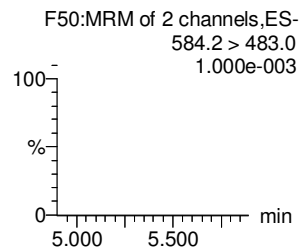
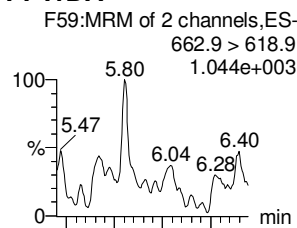
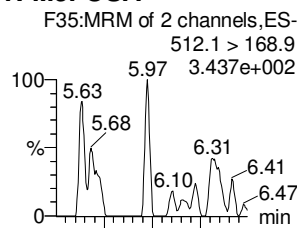
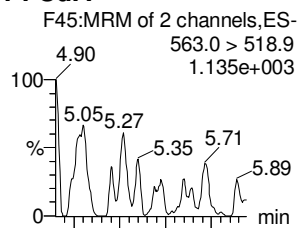
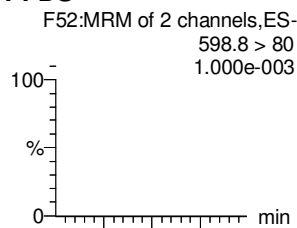
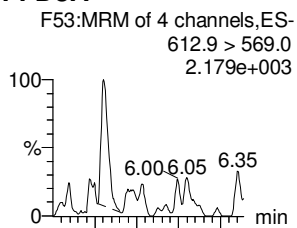
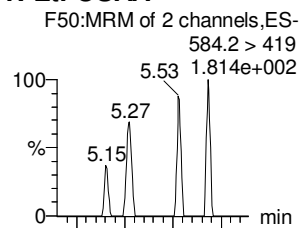
PFDoA

PFDS

PFUdA

N-MeFOSA

PFTrDA



d5-N-EtFOSAA

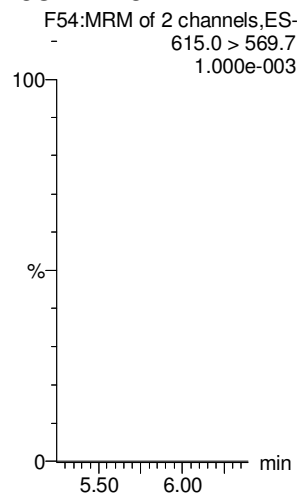
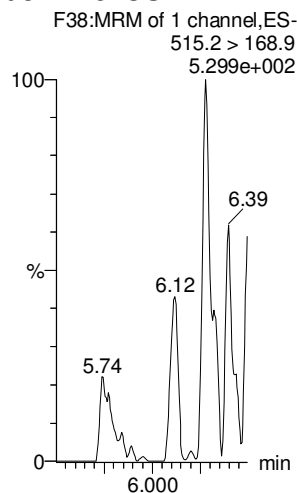
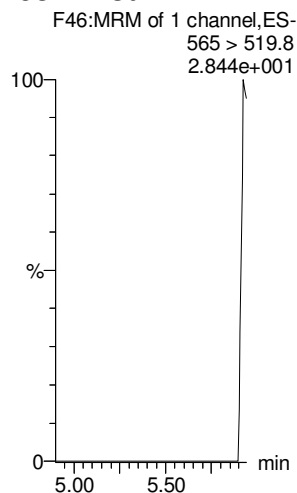
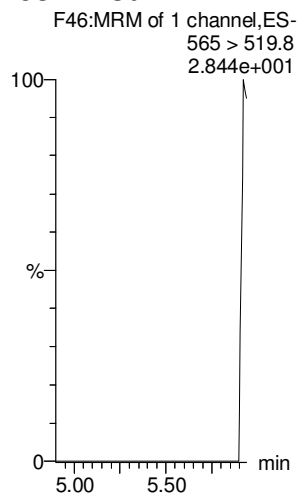
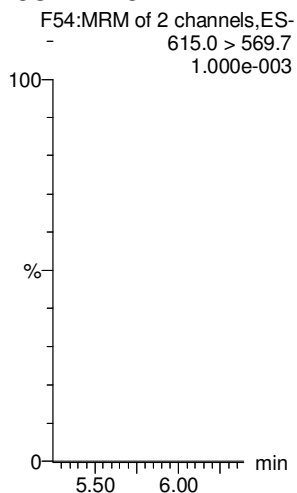
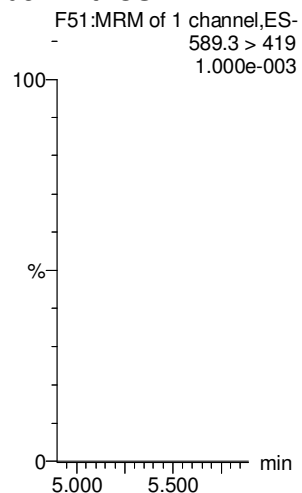
13C2-PFDoA

13C2-PFUdA

13C2-PFUdA

d3-N-MeFOSA

13C2-PFDoA



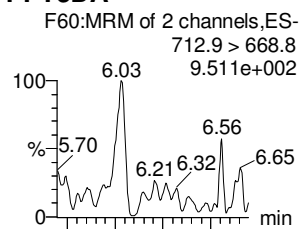
Dataset: Untitled

Last Altered: Friday, February 23, 2018 12:10:10 Pacific Standard Time

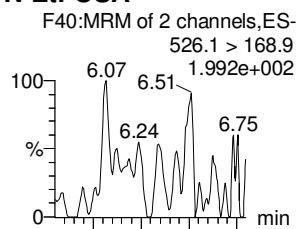
Printed: Friday, February 23, 2018 12:10:19 Pacific Standard Time

Name: 180222M1_12, Date: 22-Feb-2018, Time: 16:33:27, ID: IPA, Description: IPA

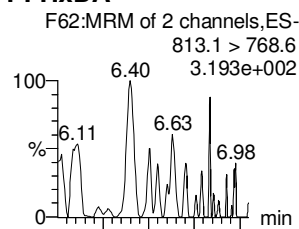
PFTeDA



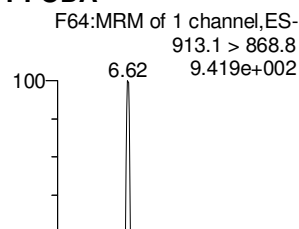
N-EtFOSA



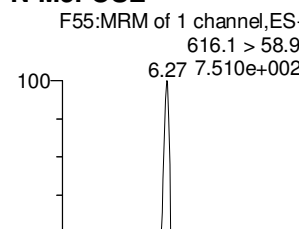
PFHxDA



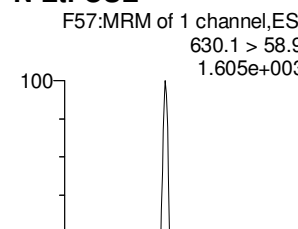
PFODA



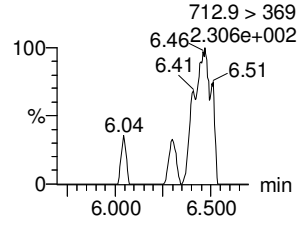
N-MeFOSE



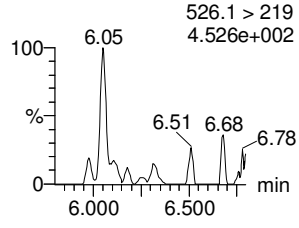
N-EtFOSE



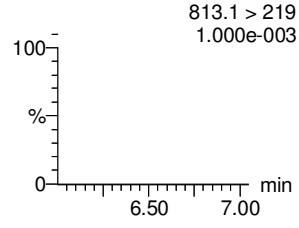
PFTeDA



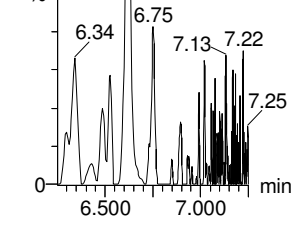
N-EtFOSA



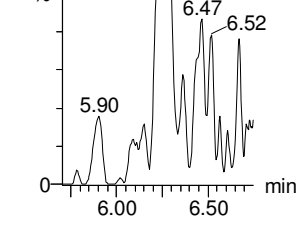
PFHxDA



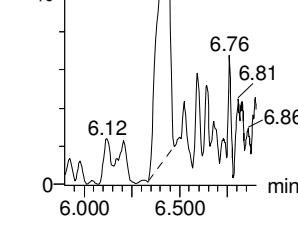
PFODA



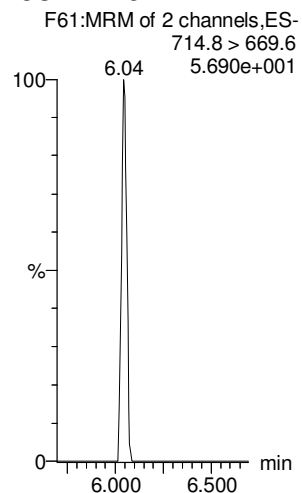
N-MeFOSE



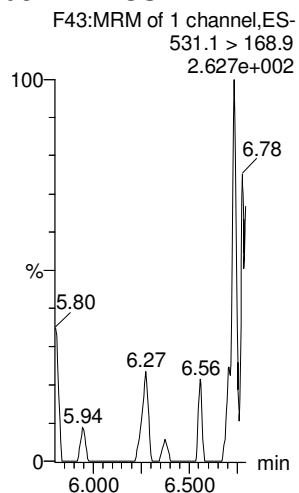
N-EtFOSE



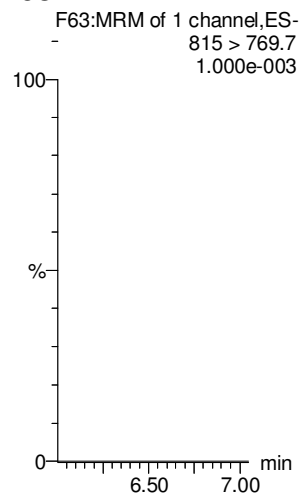
13C2-PFTeDA



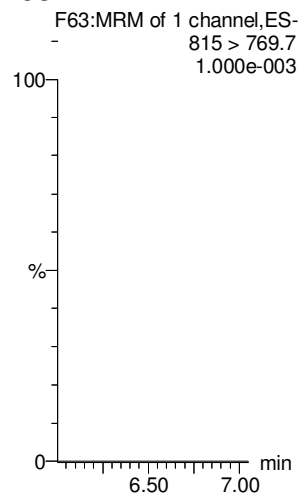
d5-N-ETFOSA



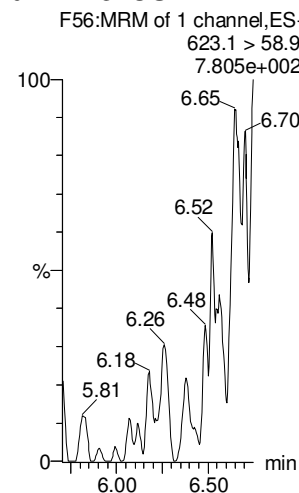
13C2-PFHxDA



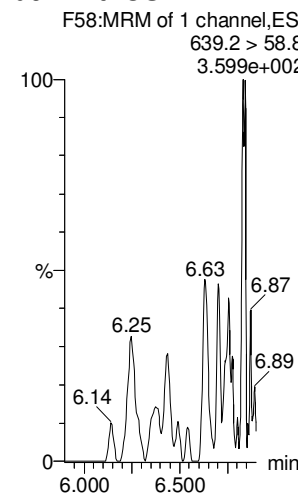
13C2-PFHxDA



d7-N-MeFOSE



d9-N-EtFOSE



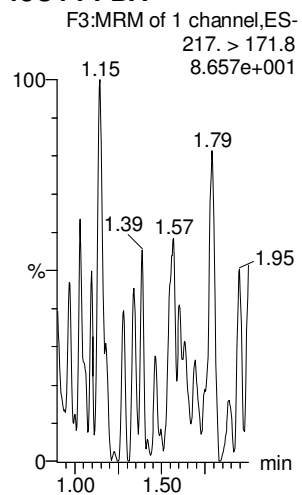
Dataset: Untitled

Last Altered: Friday, February 23, 2018 12:10:10 Pacific Standard Time

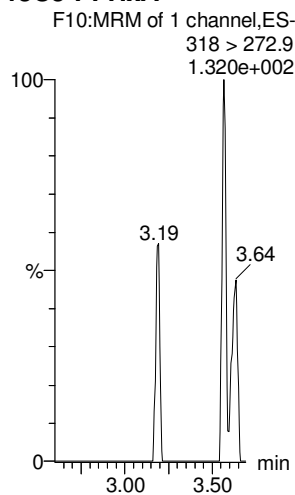
Printed: Friday, February 23, 2018 12:10:19 Pacific Standard Time

Name: 180222M1_12, Date: 22-Feb-2018, Time: 16:33:27, ID: IPA, Description: IPA

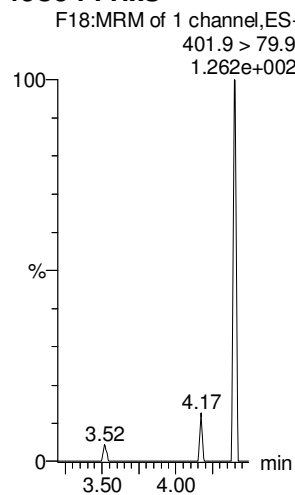
13C4-PFBA



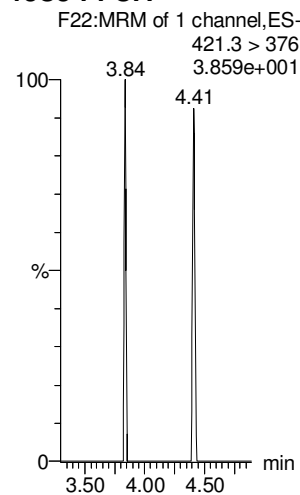
13C5-PFHxA



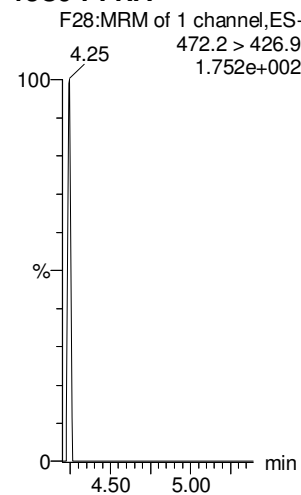
13C3-PFHxS



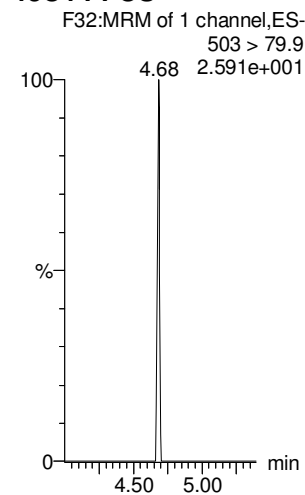
13C8-PFOA



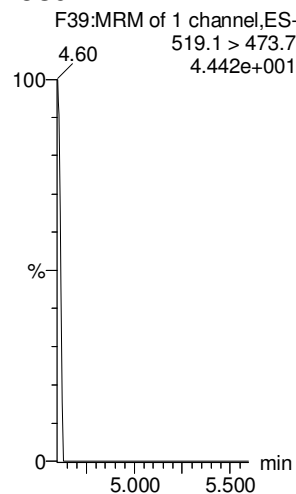
13C9-PFNA



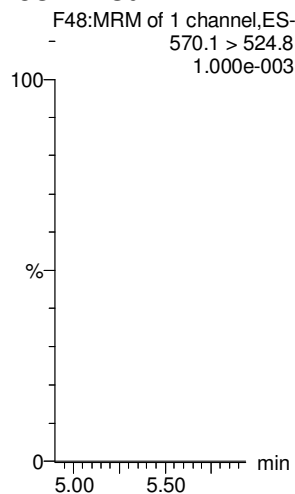
13C4-PFOS



13C6-PFDA



13C7-PFUdA



**DATA VALIDATION SUMMARY REPORT
NAS WHIDBEY ISLAND, WASHINGTON**

Client: CH2M HILL, Inc., Corvallis, Oregon
 SDG: 1800268
 Laboratory: Vista Analytical Laboratory, El Dorado Hills, California
 Site: NAS Whidbey Island, Ault Field, CTO-4041, Washington
 Date: May 29, 2018

PFCs			
EDS ID	Client Sample ID	Laboratory Sample ID	Matrix
1	WI-AF-SB614-0001-0118	1800268-01	Soil
2	WI-AF-SB614-0102-0118	1800268-02	Soil
3	WI-AF-SB614P-0102-0118	1800268-03	Soil
4	WI-AF-SB612-0001-0118	1800268-04	Soil
5	WI-AF-SB612-0204-0118	1800268-05	Soil
6	WI-AF-SB612-04.505.5-0118	1800268-06	Soil
6MS	WI-AF-SB612-04.505.5-0118MS	1800268-06MS	Soil
6MSD	WI-AF-SB612-04.505.5-0118MSD	1800268-06MSD	Soil
7	WI-AF-SB612-6870-0118	1800268-07	Soil
8	WI-AF-SB613-000.5-0118	1800268-08	Soil
9	WI-AF-SB613-0.502-0118	1800268-09	Soil
10	WI-AF-SB613-03.504.5-0118	1800268-10	Soil
11	WI-AF-SB613-5657.5-0118	1800268-11	Soil
12	WI-AF-SB607-000H-0118	1800268-12	Soil
13	WI-AF-SB607P-000H-0118	1800268-13	Soil
14	WI-AF-SB607-0203-0118	1800268-14	Soil
15	WI-AF-SB607-0405-0118	1800268-15	Soil
16	WI-AF-SB607-1011-0118	1800268-16	Soil
17	WI-AF-SB610-3940-0118	1800268-17	Soil
18	WI-AF-SB610P-3940-0118	1800268-18	Soil

A full data validation was performed on the analytical data for eighteen soil samples collected on January 5-26, 2018 by CH2M HILL at the NAS Whidbey Island Ault Field site in Washington. The samples were analyzed under the EPA Method “Determination of Selected Perfluorinated Alkyl Acids in Drinking Water by Solid Phase Extraction and Liquid Chromatography/Tandem Mass Spectrometry (LC/MS/MS)”.

Specific method references are as follows:

Analysis
PFCs

Method References
VAL Method PFAS

The data have been validated according to the protocols and quality control (QC) requirements of the analytical method, the Final Sampling and Analysis Plan Phase I Site Investigation for Per- and

Polyfluoroalkyl Substances in Soil and Groundwater Ault Field, February 2018, and the USEPA National Functional Guidelines for Organic Data Review as follows:

- The USEPA “Contract Laboratories Program National Functional Guidelines for Organic Superfund Methods Data Review,” January 2017;
- and the reviewer's professional judgment.

The following data quality indicators were reviewed for this report:

Organics

- Date Completeness, Case Narrative & Custody Documentation
- Holding times
- Liquid Chromatography/Mass Spectrometry (LC/MS) Tuning
- Initial and continuing calibration summaries
- Method blank and field QC blank contamination
- Matrix Spike/Matrix Spike Duplicate (MS/MSD) recoveries
- Laboratory Control Sample/Laboratory Control Sample Duplicate (LCS/LCSD) recoveries
- Internal standard area and retention time summary forms
- Target Compound Identification
- Compound Quantitation
- Field Duplicate sample precision

A full (Level IV) data validation was performed with this review including a recalculation of 10% of the detected results in the samples.

Data Usability Assessment

There were no rejections of data.

Overall the data is acceptable for the intended purposes. There were no qualifications.

Perfluorinated Compounds (PFCs)

Data Completeness, Case Narrative & Custody Documentation

- The case narrative and chain-of-custody documentation were included in the data package as required. All criteria were met.

Holding Times

- All samples were extracted within 28 days for soil samples and analyzed within 30 days.

LC/MS Tuning

- All criteria were met.

Initial Calibration

- All relative standard deviation (%RSD) and/or correlation coefficients criteria were met.

Continuing Calibration

- All percent difference (%D) and RRF criteria were met.

Method Blank

- The method blanks were free of contamination.

Field QC Blank

- Field QC samples are summarized below.

Blank ID	Compound	Conc. ng/L	Qualifier	Affected Samples
WI-AF-EB01-SO-0118	None - ND	-	-	-
WI-AF-EB02-SO-0118	PFHxS	1.44	None	All Associated ND
WI-AF-EB03-SO-0118	None - ND	-	-	-
WI-AF-EB04-SO-0118	None - ND	-	-	-
WI-AF-EB10-SO-0118	None - ND	-	-	-
WI-AF-FB-010518	None - ND	-	-	-
WI-AF-FB-010718	None - ND	-	-	-
WI-AF-FB-011018	None - ND	-	-	-
WI-AF-FB-011218	None - ND	-	-	-
WI-AF-FB-012618	PFOA	0.725	None	All Associated ND

Matrix Spike/Matrix Spike Duplicate (MS/MSD) Recoveries

- The MS/MSD samples exhibited acceptable percent recoveries (%R) and RPD values except for the following.

MS/MSD Sample	Compound	MS %R/MSD %R/RPD	Qualifier
6	PFBS	135%/OK/OK	None - Sample ND
	PFTrDA	146%/OK/OK	
	PFD _o A	OK/OK/39.7	None for RPD Alone

Laboratory Control Samples

- The LCS samples exhibited acceptable percent recoveries (%R).

Internal Standard (IS) Area Performance

- All internal standards met response and retention time (RT) criteria.

Target Compound Identification

- All mass spectra and quantitation criteria were met.

Compound Quantitation

- All criteria were met.

Field Duplicate Sample Precision

- Field duplicate results are summarized below. The precision was acceptable.


Compound	WI-AF-SB614-0102-0118 ng/g	WI-AF-SB614P-0102-0118 ng/g	RPD	Qualifier
None	ND	ND	-	-

Compound	WI-AF-SB607-000H-0118 ng/g	WI-AF-SB607P-000H-0118 ng/g	RPD	Qualifier
None	ND	ND	-	-

Compound	WI-AF-SB610-3940-0118 ng/g	WI-AF-SB610P-3940-0118 ng/g	RPD	Qualifier
None	ND	ND	-	-

Please contact the undersigned at (757) 564-0090 if you have any questions or need further information.

Signed:



Nancy Weaver
Senior Chemist

Dated: 6/1/18

Data Qualifier	Definition
U	The analyte was analyzed for, but was not detected above the level of the reported sample quantitation limit.
J	The analyte is an estimated quantity. The associated numerical value is the approximate concentration of the analyte in the sample.
NJ	The analysis has been "tentatively identified" or "presumptively" as present and the associated numerical value is the estimated concentration in the samples.
UJ	The analyte was analyzed for but was not detected. The reported quantitation limit is approximate and may be inaccurate or imprecise.
R	The data are unusable. The sample results are rejected due to serious deficiencies in meeting QC criteria. The analyte may or may not be present in the samples.

Sample ID: WI-AF-SB614-0001-0118

VAL - PFAS

Client Data		Laboratory Data				Matrix: Soil					
Name:	CH2M Hill	Lab Sample:	1800268-01	Column:	BEH C18	Date Collected:	05-Jan-18 09:15	Date Received:	07-Feb-18 10:29	% Solids:	52.9
Project:	NAS WI-AULT FIELD										
Location:	SB-614										
Analyte	Conc. (ng/g)	DL	LOD	LOQ	Qualifiers	Batch	Extracted	Samp Size	Analyzed	Dilution	
PFBS	ND	0.388	1.07	2.14		B8B0074	12-Feb-18	1.77 g	22-Feb-18 00:17	1	
PFHxA	ND	0.217	1.07	2.14		B8B0074	12-Feb-18	1.77 g	22-Feb-18 00:17	1	
PFHpA	ND	0.219	1.07	2.14		B8B0074	12-Feb-18	1.77 g	22-Feb-18 00:17	1	
PFHxS	ND	0.331	1.07	2.14		B8B0074	12-Feb-18	1.77 g	22-Feb-18 00:17	1	
PFOA	ND	0.252	1.07	2.14		B8B0074	12-Feb-18	1.77 g	22-Feb-18 00:17	1	
PFOS	ND	0.902	1.07	2.14		B8B0074	12-Feb-18	1.77 g	22-Feb-18 00:17	1	
PFNA	ND	0.190	1.07	2.14		B8B0074	12-Feb-18	1.77 g	22-Feb-18 00:17	1	
PFDA	ND	0.273	1.07	2.14		B8B0074	12-Feb-18	1.77 g	22-Feb-18 00:17	1	
MeFOSAA	ND	0.323	1.07	2.14		B8B0074	12-Feb-18	1.77 g	22-Feb-18 00:17	1	
PFUnA	ND	0.378	1.07	2.14		B8B0074	12-Feb-18	1.77 g	22-Feb-18 00:17	1	
EtFOSAA	ND	0.343	1.07	2.14		B8B0074	12-Feb-18	1.77 g	22-Feb-18 00:17	1	
PFDoA	ND	0.295	1.07	2.14		B8B0074	12-Feb-18	1.77 g	22-Feb-18 00:17	1	
PFTeDA	ND	0.130	1.07	2.14		B8B0074	12-Feb-18	1.77 g	22-Feb-18 00:17	1	
PFTeDA	ND	0.211	1.07	2.14		B8B0074	12-Feb-18	1.77 g	22-Feb-18 00:17	1	
Labeled Standards	Type	% Recovery	Limits	Qualifiers	Batch	Extracted	Samp Size	Analyzed	Dilution		
I3C3-PFBS	IS	89.6	50 - 150		B8B0074	12-Feb-18	1.77 g	22-Feb-18 00:17	1		
I3C2-PFHxA	IS	88.9	50 - 150		B8B0074	12-Feb-18	1.77 g	22-Feb-18 00:17	1		
I3C4-PFHpA	IS	85.1	50 - 150		B8B0074	12-Feb-18	1.77 g	22-Feb-18 00:17	1		
I8O2-PFHxS	IS	91.2	50 - 150		B8B0074	12-Feb-18	1.77 g	22-Feb-18 00:17	1		
I3C2-PFOA	IS	75.0	50 - 150		B8B0074	12-Feb-18	1.77 g	22-Feb-18 00:17	1		
I3C8-PFOS	IS	84.2	50 - 150		B8B0074	12-Feb-18	1.77 g	22-Feb-18 00:17	1		
I3C5-PFNA	IS	79.0	50 - 150		B8B0074	12-Feb-18	1.77 g	22-Feb-18 00:17	1		
I3C2-PFDA	IS	62.8	50 - 150		B8B0074	12-Feb-18	1.77 g	22-Feb-18 00:17	1		
d3-MeFOSAA	IS	50.8	50 - 150		B8B0074	12-Feb-18	1.77 g	22-Feb-18 00:17	1		
I3C2-PFUnA	IS	51.8	50 - 150		B8B0074	12-Feb-18	1.77 g	22-Feb-18 00:17	1		
d5-EtFOSAA	IS	57.9	50 - 150		B8B0074	12-Feb-18	1.77 g	22-Feb-18 00:17	1		
I3C2-PFDoA	IS	60.8	50 - 150		B8B0074	12-Feb-18	1.77 g	22-Feb-18 00:17	1		
I3C2-PFTeDA	IS	93.9	50 - 150		B8B0074	12-Feb-18	1.77 g	22-Feb-18 00:17	1		

DL - Detection Limit
 LOD - Limit of Detection
 LOQ - Limit of Quantitation

LCL-UCL - Lower control limit - upper control limit
 The results are reported in dry weight.
 The sample size is reported in wet weight.
 Results reported to the DL.

When reported, PFHxS, PFOA and PFOS include both linear and branched isomers.
 Only the linear isomer is reported for all other analytes.

New size 1.8



Sample ID: WI-AF-SB614-0102-0118

VAL - PFAS

Client Data	Laboratory Data
Name: CH2M Hill	Lab Sample: 1800268-02
Project: NAS WI-AULT FIELD	Date Received: 07-Feb-18 10:29
Location: SB-614	Column: BEH C18
Matrix: Soil	% Solids: 73.2
Date Collected: 05-Jan-18 09:18	

Analyte	Conc. (ng/g)	DL	LOD	LOQ	Qualifiers	Batch	Extracted	Samp Size	Analyzed	Dilution
PFBS	ND	0.397	1.09	2.19		B8B0074	12-Feb-18	1.25 g	22-Feb-18 00:29	1
PFHxA	ND	0.222	1.09	2.19		B8B0074	12-Feb-18	1.25 g	22-Feb-18 00:29	1
PFHpA	ND	0.224	1.09	2.19		B8B0074	12-Feb-18	1.25 g	22-Feb-18 00:29	1
PFHxS	ND	0.339	1.09	2.19		B8B0074	12-Feb-18	1.25 g	22-Feb-18 00:29	1
PFOA	ND	0.258	1.09	2.19		B8B0074	12-Feb-18	1.25 g	22-Feb-18 00:29	1
PFOS	ND	0.923	1.09	2.19		B8B0074	12-Feb-18	1.25 g	22-Feb-18 00:29	1
PFNA	ND	0.194	1.09	2.19		B8B0074	12-Feb-18	1.25 g	22-Feb-18 00:29	1
PFDA	ND	0.280	1.09	2.19		B8B0074	12-Feb-18	1.25 g	22-Feb-18 00:29	1
MeFOSAA	ND	0.330	1.09	2.19		B8B0074	12-Feb-18	1.25 g	22-Feb-18 00:29	1
PFUnA	ND	0.387	1.09	2.19		B8B0074	12-Feb-18	1.25 g	22-Feb-18 00:29	1
EtFOSAA	ND	0.351	1.09	2.19		B8B0074	12-Feb-18	1.25 g	22-Feb-18 00:29	1
PFDoA	ND	0.302	1.09	2.19		B8B0074	12-Feb-18	1.25 g	22-Feb-18 00:29	1
PFTeDA	ND	0.133	1.09	2.19		B8B0074	12-Feb-18	1.25 g	22-Feb-18 00:29	1
PFTeDA	ND	0.216	1.09	2.19		B8B0074	12-Feb-18	1.25 g	22-Feb-18 00:29	1
Labeled Standards	% Recovery	Limits	Qualifiers	Batch	Extracted	Samp Size	Analyzed	Dilution		
I3C3-PFBS	97.7	50 - 150		B8B0074	12-Feb-18	1.25 g	22-Feb-18 00:29	1		
I3C2-PFHxA	88.1	50 - 150		B8B0074	12-Feb-18	1.25 g	22-Feb-18 00:29	1		
I3C4-PFHpA	88.1	50 - 150		B8B0074	12-Feb-18	1.25 g	22-Feb-18 00:29	1		
I8O2-PFHxS	78.8	50 - 150		B8B0074	12-Feb-18	1.25 g	22-Feb-18 00:29	1		
I3C2-PFOA	79.0	50 - 150		B8B0074	12-Feb-18	1.25 g	22-Feb-18 00:29	1		
I3C8-PFOS	80.7	50 - 150		B8B0074	12-Feb-18	1.25 g	22-Feb-18 00:29	1		
I3C5-PFNA	72.9	50 - 150		B8B0074	12-Feb-18	1.25 g	22-Feb-18 00:29	1		
I3C2-PFDA	88.0	50 - 150		B8B0074	12-Feb-18	1.25 g	22-Feb-18 00:29	1		
d3-MeFOSAA	59.5	50 - 150		B8B0074	12-Feb-18	1.25 g	22-Feb-18 00:29	1		
I3C2-PFUnA	78.1	50 - 150		B8B0074	12-Feb-18	1.25 g	22-Feb-18 00:29	1		
d5-EtFOSAA	74.9	50 - 150		B8B0074	12-Feb-18	1.25 g	22-Feb-18 00:29	1		
I3C2-PFD0A	76.8	50 - 150		B8B0074	12-Feb-18	1.25 g	22-Feb-18 00:29	1		
I3C2-PFTeDA	108	50 - 150		B8B0074	12-Feb-18	1.25 g	22-Feb-18 00:29	1		

DL - Detection Limit
 LOD - Limit of Detection
 LOQ - Limit of quantitation

LCL-UL= Lower control limit - upper control limit
 The results are reported in dry weight
 The sample size is reported in wet weight
 Results reported to the DL

When reported, PFHxS, PFOA and PFOS include both linear and branched isomers.
 Only the linear isomer is reported for all other analytes

Now 5/29/18

Sample ID: WI-AF-SB614P-0102-0118

VAL - PFAS

Client Data		Laboratory Data	
Name:	CH2M Hill	Lab Sample:	1800268-03
Project:	NAS W1-AULT FIELD	Date Received:	07-Feb-18 10:29
Location:	SB-614	% Solids:	72.5
Matrix:	Soil	Column:	BEH C18
Date Collected:	05-Jan-18 09:20		

Analyte	Conc. (ng/g)	DL	LOD	LOQ	Qualifiers	Batch	Extracted	Samp Size	Analyzed	Dilution
PFBS	ND	0.391	1.08	2.15		B8B0074	12-Feb-18	1.28 g	22-Feb-18 17:30	1
PFHxA	ND	0.219	1.08	2.15		B8B0074	12-Feb-18	1.28 g	22-Feb-18 17:30	1
PFHpA	ND	0.221	1.08	2.15		B8B0074	12-Feb-18	1.28 g	22-Feb-18 17:30	1
PFHxS	ND	0.334	1.08	2.15		B8B0074	12-Feb-18	1.28 g	22-Feb-18 17:30	1
PFOA	ND	0.254	1.08	2.15		B8B0074	12-Feb-18	1.28 g	22-Feb-18 17:30	1
PFOS	ND	0.910	1.08	2.15		B8B0074	12-Feb-18	1.28 g	22-Feb-18 17:30	1
PFNA	ND	0.192	1.08	2.15		B8B0074	12-Feb-18	1.28 g	22-Feb-18 17:30	1
PFDA	ND	0.276	1.08	2.15		B8B0074	12-Feb-18	1.28 g	22-Feb-18 17:30	1
MeFOSAA	ND	0.325	1.08	2.15		B8B0074	12-Feb-18	1.28 g	22-Feb-18 17:30	1
PFUnA	ND	0.381	1.08	2.15		B8B0074	12-Feb-18	1.28 g	22-Feb-18 17:30	1
EtFOSAA	ND	0.346	1.08	2.15		B8B0074	12-Feb-18	1.28 g	22-Feb-18 17:30	1
PFDoA	ND	0.297	1.08	2.15		B8B0074	12-Feb-18	1.28 g	22-Feb-18 17:30	1
PFTtDA	ND	0.131	1.08	2.15		B8B0074	12-Feb-18	1.28 g	22-Feb-18 17:30	1
PFTeDA	ND	0.213	1.08	2.15		B8B0074	12-Feb-18	1.28 g	22-Feb-18 17:30	1
Labeled Standards	Type	% Recovery	Limits	Qualifiers	Batch	Extracted	Samp Size	Analyzed	Dilution	
I3C3-PFBS	IS	97.7	50 - 150		B8B0074	12-Feb-18	1.28 g	22-Feb-18 17:30	1	
I3C2-PFHxA	IS	76.8	50 - 150		B8B0074	12-Feb-18	1.28 g	22-Feb-18 17:30	1	
I3C4-PFHpA	IS	87.9	50 - 150		B8B0074	12-Feb-18	1.28 g	22-Feb-18 17:30	1	
I8O2-PFHxS	IS	83.3	50 - 150		B8B0074	12-Feb-18	1.28 g	22-Feb-18 17:30	1	
I3C2-PFOA	IS	80.2	50 - 150		B8B0074	12-Feb-18	1.28 g	22-Feb-18 17:30	1	
I3C8-PFOS	IS	94.4	50 - 150		B8B0074	12-Feb-18	1.28 g	22-Feb-18 17:30	1	
I3C5-PFNA	IS	87.7	50 - 150		B8B0074	12-Feb-18	1.28 g	22-Feb-18 17:30	1	
I3C2-PFDA	IS	93.2	50 - 150		B8B0074	12-Feb-18	1.28 g	22-Feb-18 17:30	1	
d3-MeFOSAA	IS	58.1	50 - 150		B8B0074	12-Feb-18	1.28 g	22-Feb-18 17:30	1	
I3C2-PFUnA	IS	77.5	50 - 150		B8B0074	12-Feb-18	1.28 g	22-Feb-18 17:30	1	
d5-EtFOSAA	IS	71.0	50 - 150		B8B0074	12-Feb-18	1.28 g	22-Feb-18 17:30	1	
I3C2-PFDoA	IS	69.5	50 - 150		B8B0074	12-Feb-18	1.28 g	22-Feb-18 17:30	1	
I3C2-PFTeDA	IS	55.8	50 - 150		B8B0074	12-Feb-18	1.28 g	22-Feb-18 17:30	1	

DL - Detection Limit
 LOD - Limit of Detection
 LOQ - Limit of quantitation
 LCL-UCL - Lower control limit - upper control limit
 The results are reported in dry weight.
 The sample size is reported in wet weight.
 Results reported to the DL.

When reported, PFHxS, PFOA and PFOS include both linear and branched isomers
 Only the linear isomer is reported for all other analytes

new S1291.8

Sample ID: W1-AF-SB612-0001-0118

VAL - PFAS

Client Data		Laboratory Data		Matrix: Soil		Date Collected: 07-Jan-18 08:55		1800268-04		Column: BEH C18	
Name:	CH2M Hill	Lab Sample:	1800268-04	Matrix:	Soil	Date Collected:	07-Jan-18 08:55	Batch:	12-Feb-18	Extracted:	12-Feb-18
Project:	NAS W1- AULT FIELD	Date Received:	07-Feb-18 10:29	Date Collected:	07-Jan-18 08:55	% Solids:	74.1	Batch:	12-Feb-18	Extracted:	12-Feb-18
Location:	SB-612	% Solids:	74.1	Conc. (ng/g)	DL	LOD	LOQ	Qualifiers	Batch	Extracted	Samp Size
Analyte		Conc. (ng/g)	DL	LOD	LOQ	Qualifiers	Batch	Extracted	Samp Size	Analyzed	Dilution
PFBS	ND	0.371	1.02	2.04	B8B0074	12-Feb-18	1.32 g	22-Feb-18 00:52	1		
PFHxA	ND	0.207	1.02	2.04	B8B0074	12-Feb-18	1.32 g	22-Feb-18 00:52	1		
PFHpA	ND	0.209	1.02	2.04	B8B0074	12-Feb-18	1.32 g	22-Feb-18 00:52	1		
PFHxS	ND	0.317	1.02	2.04	B8B0074	12-Feb-18	1.32 g	22-Feb-18 00:52	1		
PFOA	ND	0.241	1.02	2.04	B8B0074	12-Feb-18	1.32 g	22-Feb-18 00:52	1		
PFOS	ND	0.864	1.02	2.04	B8B0074	12-Feb-18	1.32 g	22-Feb-18 00:52	1		
PFNA	ND	0.182	1.02	2.04	B8B0074	12-Feb-18	1.32 g	22-Feb-18 00:52	1		
PFDA	ND	0.262	1.02	2.04	B8B0074	12-Feb-18	1.32 g	22-Feb-18 00:52	1		
MeFOSAA	ND	0.309	1.02	2.04	B8B0074	12-Feb-18	1.32 g	22-Feb-18 00:52	1		
PFUnA	ND	0.362	1.02	2.04	B8B0074	12-Feb-18	1.32 g	22-Feb-18 00:52	1		
EtFOSAA	ND	0.328	1.02	2.04	B8B0074	12-Feb-18	1.32 g	22-Feb-18 00:52	1		
PFDoA	ND	0.282	1.02	2.04	B8B0074	12-Feb-18	1.32 g	22-Feb-18 00:52	1		
PFTeDA	ND	0.125	1.02	2.04	B8B0074	12-Feb-18	1.32 g	22-Feb-18 00:52	1		
PFTeDA	ND	0.202	1.02	2.04	B8B0074	12-Feb-18	1.32 g	22-Feb-18 00:52	1		
Labeled Standards	Type	% Recovery	Limits	Qualifiers	Batch	Extracted	Samp Size	Analyzed	Dilution		
I3C3-PFBS	IS	89.4	50 - 150		B8B0074	12-Feb-18	1.32 g	22-Feb-18 00:52	1		
I3C2-PFHxA	IS	78.1	50 - 150		B8B0074	12-Feb-18	1.32 g	22-Feb-18 00:52	1		
I3C4-PFHpA	IS	85.8	50 - 150		B8B0074	12-Feb-18	1.32 g	22-Feb-18 00:52	1		
I8O2-PFHxS	IS	78.5	50 - 150		B8B0074	12-Feb-18	1.32 g	22-Feb-18 00:52	1		
I3C2-PFOA	IS	84.2	50 - 150		B8B0074	12-Feb-18	1.32 g	22-Feb-18 00:52	1		
I3C8-PFOS	IS	86.8	50 - 150		B8B0074	12-Feb-18	1.32 g	22-Feb-18 00:52	1		
I3C5-PFNA	IS	76.7	50 - 150		B8B0074	12-Feb-18	1.32 g	22-Feb-18 00:52	1		
I3C2-PFDA	IS	74.5	50 - 150		B8B0074	12-Feb-18	1.32 g	22-Feb-18 00:52	1		
d3-MeFOSAA	IS	64.5	50 - 150		B8B0074	12-Feb-18	1.32 g	22-Feb-18 00:52	1		
I3C2-PFUnA	IS	67.3	50 - 150		B8B0074	12-Feb-18	1.32 g	22-Feb-18 00:52	1		
d5-EtFOSAA	IS	76.5	50 - 150		B8B0074	12-Feb-18	1.32 g	22-Feb-18 00:52	1		
I3C2-PFDoA	IS	76.1	50 - 150		B8B0074	12-Feb-18	1.32 g	22-Feb-18 00:52	1		
I3C2-PFTeDA	IS	81.6	50 - 150		B8B0074	12-Feb-18	1.32 g	22-Feb-18 00:52	1		

DL - Detection Limit
 LOD - Limit of Detection
 LOQ - Limit of quantitation
 LCL-UCL - Lower control limit - upper control limit
 The results are reported in dry weight
 The sample size is reported in wet weight
 Results reported to the DL

When reported, PFHxS, PFOA and PFOS include both linear and branched isomers
 Only the linear isomer is reported for all other analytes

new S/29 kg

Sample ID: WI-AF-SB612-0204-0118

VAL - PFAS

Client Data		Laboratory Data	
Name: CH2M Hill	Matrix: Soil	Lab Sample: 1800268-05	Column: BEH C18
Project: NAS WI-AULT FIELD	Date Collected: 07-Jan-18 09:00	Date Received: 07-Feb-18 10:29	
Location: SB-612		% Solids: 77.7	

Analyte	Conc. (ng/g)	DL	LOD	LOQ	Qualifiers	Batch	Extracted	Samp Size	Analyzed	Dilution
PFBS	ND	0.374	1.03	2.06		B8B0074	12-Feb-18	1.25 g	22-Feb-18 17:42	1
PFHxA	ND	0.209	1.03	2.06		B8B0074	12-Feb-18	1.25 g	22-Feb-18 17:42	1
PFHpA	ND	0.211	1.03	2.06		B8B0074	12-Feb-18	1.25 g	22-Feb-18 17:42	1
PFHxS	ND	0.319	1.03	2.06		B8B0074	12-Feb-18	1.25 g	22-Feb-18 17:42	1
PFOA	ND	0.243	1.03	2.06		B8B0074	12-Feb-18	1.25 g	22-Feb-18 17:42	1
PFOS	ND	0.870	1.03	2.06		B8B0074	12-Feb-18	1.25 g	22-Feb-18 17:42	1
PFNA	ND	0.183	1.03	2.06		B8B0074	12-Feb-18	1.25 g	22-Feb-18 17:42	1
PFDA	ND	0.263	1.03	2.06		B8B0074	12-Feb-18	1.25 g	22-Feb-18 17:42	1
MeFOSAA	ND	0.311	1.03	2.06		B8B0074	12-Feb-18	1.25 g	22-Feb-18 17:42	1
PFUnA	ND	0.364	1.03	2.06		B8B0074	12-Feb-18	1.25 g	22-Feb-18 17:42	1
EtFOSAA	ND	0.330	1.03	2.06		B8B0074	12-Feb-18	1.25 g	22-Feb-18 17:42	1
PFDoA	ND	0.284	1.03	2.06		B8B0074	12-Feb-18	1.25 g	22-Feb-18 17:42	1
PFTrDA	ND	0.126	1.03	2.06		B8B0074	12-Feb-18	1.25 g	22-Feb-18 17:42	1
PFTeDA	ND	0.204	1.03	2.06		B8B0074	12-Feb-18	1.25 g	22-Feb-18 17:42	1

Labeled Standards	Type	% Recovery	Limits	Qualifiers	Batch	Extracted	Samp Size	Analyzed	Dilution
13C3-PFBS	IS	107	50 - 150		B8B0074	12-Feb-18	1.25 g	22-Feb-18 17:42	1
13C2-PFHxA	IS	94.3	50 - 150		B8B0074	12-Feb-18	1.25 g	22-Feb-18 17:42	1
13C4-PFHpA	IS	89.3	50 - 150		B8B0074	12-Feb-18	1.25 g	22-Feb-18 17:42	1
18O2-PFHxS	IS	100	50 - 150		B8B0074	12-Feb-18	1.25 g	22-Feb-18 17:42	1
13C2-PFOA	IS	82.4	50 - 150		B8B0074	12-Feb-18	1.25 g	22-Feb-18 17:42	1
13C8-PFOS	IS	110	50 - 150		B8B0074	12-Feb-18	1.25 g	22-Feb-18 17:42	1
13C5-PFNA	IS	75.7	50 - 150		B8B0074	12-Feb-18	1.25 g	22-Feb-18 17:42	1
13C2-PFDA	IS	99.5	50 - 150		B8B0074	12-Feb-18	1.25 g	22-Feb-18 17:42	1
d3-MeFOSAA	IS	75.1	50 - 150		B8B0074	12-Feb-18	1.25 g	22-Feb-18 17:42	1
13C2-PFUnA	IS	84.4	50 - 150		B8B0074	12-Feb-18	1.25 g	22-Feb-18 17:42	1
d5-EtFOSAA	IS	73.8	50 - 150		B8B0074	12-Feb-18	1.25 g	22-Feb-18 17:42	1
13C2-PFDoA	IS	85.9	50 - 150		B8B0074	12-Feb-18	1.25 g	22-Feb-18 17:42	1
13C2-PFTeDA	IS	125	50 - 150		B8B0074	12-Feb-18	1.25 g	22-Feb-18 17:42	1

DL - Detection Limit
 LOD - Limit of Detection
 LOQ - Limit of Quantitation

LCL-UCL- Lower control limit - upper control limit
 The results are reported in dry weight.
 The sample size is reported in wet weight.
 Results reported to the DL.

When reported, PFHxS, PFOA and PFOS include both linear and branched isomers
 Only the linear isomer is reported for all other analytes

new size 118

Sample ID: WI-AF-SB612-04H05H-0118

VAL - PFAS

Client Data		Laboratory Data								
Name:	CH2M Hill	Lab Sample:	1800268-06	Column:	BEH C18					
Project:	NAS WI-AULT FIELD	Date Received:	07-Feb-18 10:29							
Location:	SB-612	% Solids:	71.6							
Matrix:	Soil									
Date Collected:	07-Jan-18 09:20									
Analyte	Conc. (ng/g)	DL	LOD	LOQ	Qualifiers	Batch	Extracted	Samp Size	Analyzed	Dilution
PFBS	ND	0.345	0.951	1.90		B8B0074	12-Feb-18	1.47 g	22-Feb-18 01:14	1
PFHxA	ND	0.193	0.951	1.90		B8B0074	12-Feb-18	1.47 g	22-Feb-18 01:14	1
PFHpA	ND	0.195	0.951	1.90		B8B0074	12-Feb-18	1.47 g	22-Feb-18 01:14	1
PFHxS	ND	0.295	0.951	1.90		B8B0074	12-Feb-18	1.47 g	22-Feb-18 01:14	1
PFOA	ND	0.224	0.951	1.90		B8B0074	12-Feb-18	1.47 g	22-Feb-18 01:14	1
PFOS	ND	0.803	0.951	1.90		B8B0074	12-Feb-18	1.47 g	22-Feb-18 01:14	1
PFNA	ND	0.169	0.951	1.90		B8B0074	12-Feb-18	1.47 g	22-Feb-18 01:14	1
PFDA	ND	0.243	0.951	1.90		B8B0074	12-Feb-18	1.47 g	22-Feb-18 01:14	1
MeFOSAA	ND	0.287	0.951	1.90		B8B0074	12-Feb-18	1.47 g	22-Feb-18 01:14	1
PFUnA	ND	0.336	0.951	1.90		B8B0074	12-Feb-18	1.47 g	22-Feb-18 01:14	1
EtFOSAA	ND	0.305	0.951	1.90		B8B0074	12-Feb-18	1.47 g	22-Feb-18 01:14	1
PFDoA	ND	0.262	0.951	1.90		B8B0074	12-Feb-18	1.47 g	22-Feb-18 01:14	1
PFTeDA	ND	0.116	0.951	1.90		B8B0074	12-Feb-18	1.47 g	22-Feb-18 01:14	1
PFTeDA	ND	0.188	0.951	1.90		B8B0074	12-Feb-18	1.47 g	22-Feb-18 01:14	1
Labeled Standards	Type	% Recovery	Limits	Qualifiers	Batch	Extracted	Samp Size	Analyzed	Dilution	
I3C3-PFBS	IS	105	50 - 150		B8B0074	12-Feb-18	1.47 g	22-Feb-18 01:14	1	
I3C2-PFHxA	IS	84.0	50 - 150		B8B0074	12-Feb-18	1.47 g	22-Feb-18 01:14	1	
I3C4-PFHpA	IS	89.5	50 - 150		B8B0074	12-Feb-18	1.47 g	22-Feb-18 01:14	1	
I8O2-PFHxS	IS	91.2	50 - 150		B8B0074	12-Feb-18	1.47 g	22-Feb-18 01:14	1	
I3C2-PFOA	IS	79.4	50 - 150		B8B0074	12-Feb-18	1.47 g	22-Feb-18 01:14	1	
I3C8-PFOS	IS	95.5	50 - 150		B8B0074	12-Feb-18	1.47 g	22-Feb-18 01:14	1	
I3C5-PFNA	IS	88.7	50 - 150		B8B0074	12-Feb-18	1.47 g	22-Feb-18 01:14	1	
I3C2-PFDA	IS	77.2	50 - 150		B8B0074	12-Feb-18	1.47 g	22-Feb-18 01:14	1	
d3-MeFOSAA	IS	77.4	50 - 150		B8B0074	12-Feb-18	1.47 g	22-Feb-18 01:14	1	
I3C2-PFUnA	IS	95.2	50 - 150		B8B0074	12-Feb-18	1.47 g	22-Feb-18 01:14	1	
d5-EtFOSAA	IS	86.6	50 - 150		B8B0074	12-Feb-18	1.47 g	22-Feb-18 01:14	1	
I3C2-PFDoA	IS	90.5	50 - 150		B8B0074	12-Feb-18	1.47 g	22-Feb-18 01:14	1	
I3C2-PFTeDA	IS	132	50 - 150		B8B0074	12-Feb-18	1.47 g	22-Feb-18 01:14	1	

DL - Detection Limit
 LOD - Limit of Detection
 LOQ - Limit of quantitation
 LCL-UCL - Lower control limit - upper control limit
 The results are reported in dry weight.
 The sample size is reported in wet weight
 Results reported to the DL.
 When reported, PFHxS, PFOA and PFOS include both linear and branched isomers.
 Only the linear isomer is reported for all other analytes.

rw s/291.8

Sample ID: WI-AF-SB612-6870-0118

VAL - PFAS

Client Data		Laboratory Data								
Name:	CH2M Hill	Lab Sample:	1800268-07	Column:	BEH C18					
Project:	NAS W1- AULT FIELD	Date Received:	07-Feb-18 10:29							
Location:	SB612	% Solids:	82.3							
Matrix:	Soil									
Date Collected:	07-Jan-18 13:00									
Analyte	Conc. (ng/g)	DL	LOD	LOQ	Qualifiers	Batch	Extracted	Samp Size	Analyzed	Dilution
PFBS	ND	0.339	0.935	1.87		B8B0074	12-Feb-18	1.30 g	22-Feb-18 17:53	1
PFHxA	ND	0.190	0.935	1.87		B8B0074	12-Feb-18	1.30 g	22-Feb-18 17:53	1
PFHpA	ND	0.192	0.935	1.87		B8B0074	12-Feb-18	1.30 g	22-Feb-18 17:53	1
PFHxS	ND	0.290	0.935	1.87		B8B0074	12-Feb-18	1.30 g	22-Feb-18 17:53	1
PFOA	ND	0.221	0.935	1.87		B8B0074	12-Feb-18	1.30 g	22-Feb-18 17:53	1
PFOS	ND	0.790	0.935	1.87		B8B0074	12-Feb-18	1.30 g	22-Feb-18 17:53	1
PFNA	ND	0.166	0.935	1.87		B8B0074	12-Feb-18	1.30 g	22-Feb-18 17:53	1
PFDA	ND	0.239	0.935	1.87		B8B0074	12-Feb-18	1.30 g	22-Feb-18 17:53	1
MeFOSAA	ND	0.282	0.935	1.87		B8B0074	12-Feb-18	1.30 g	22-Feb-18 17:53	1
PFUnA	ND	0.331	0.935	1.87		B8B0074	12-Feb-18	1.30 g	22-Feb-18 17:53	1
EtFOSAA	ND	0.300	0.935	1.87		B8B0074	12-Feb-18	1.30 g	22-Feb-18 17:53	1
PFDoA	ND	0.258	0.935	1.87		B8B0074	12-Feb-18	1.30 g	22-Feb-18 17:53	1
PFTeDA	ND	0.114	0.935	1.87		B8B0074	12-Feb-18	1.30 g	22-Feb-18 17:53	1
PFTcDA	ND	0.185	0.935	1.87		B8B0074	12-Feb-18	1.30 g	22-Feb-18 17:53	1
Labeled Standards	Type	% Recovery	Limits	Qualifiers	Batch	Extracted	Samp Size	Analyzed	Dilution	
I3C3-PFBS	IS	97.8	50 - 150		B8B0074	12-Feb-18	1.30 g	22-Feb-18 17:53	1	
I3C2-PFHxA	IS	81.2	50 - 150		B8B0074	12-Feb-18	1.30 g	22-Feb-18 17:53	1	
I3C4-PFHpA	IS	88.2	50 - 150		B8B0074	12-Feb-18	1.30 g	22-Feb-18 17:53	1	
I8O2-PFHxS	IS	105	50 - 150		B8B0074	12-Feb-18	1.30 g	22-Feb-18 17:53	1	
I3C2-PFOA	IS	83.0	50 - 150		B8B0074	12-Feb-18	1.30 g	22-Feb-18 17:53	1	
I3C8-PFOS	IS	74.1	50 - 150		B8B0074	12-Feb-18	1.30 g	22-Feb-18 17:53	1	
I3C5-PFNA	IS	77.1	50 - 150		B8B0074	12-Feb-18	1.30 g	22-Feb-18 17:53	1	
I3C2-PFDA	IS	93.9	50 - 150		B8B0074	12-Feb-18	1.30 g	22-Feb-18 17:53	1	
d3-MeFOSAA	IS	78.6	50 - 150		B8B0074	12-Feb-18	1.30 g	22-Feb-18 17:53	1	
I3C2-PFUnA	IS	68.6	50 - 150		B8B0074	12-Feb-18	1.30 g	22-Feb-18 17:53	1	
d5-EtFOSAA	IS	71.2	50 - 150		B8B0074	12-Feb-18	1.30 g	22-Feb-18 17:53	1	
I3C2-PFDoA	IS	88.0	50 - 150		B8B0074	12-Feb-18	1.30 g	22-Feb-18 17:53	1	
I3C2-PFTeDA	IS	92.6	50 - 150		B8B0074	12-Feb-18	1.30 g	22-Feb-18 17:53	1	

DL - Detection Limit
 LOD - Limit of Detection
 LOQ - Limit of quantitation
 LCL-UCL - Lower control limit - upper control limit
 The results are reported in dry weight
 The sample size is reported in wet weight
 Results reported to the DL
 When reported, PFHxS, PFOA and PFOS include both linear and branched isomers
 Only the linear isomer is reported for all other analytes

new size 1.8

Sample ID: WI-AF-SB613-000H-0118

VAL - PFAS

Client Data		Laboratory Data								
Name:	CH2M Hill	Lab Sample:	1800268-08	Column:	BEH C18					
Project:	NAS W1- AULT FIELD	Date Received:	07-Feb-18 10:29							
Location:	SB613	% Solids:	72.6							
Matrix:	Soil									
Date Collected:	07-Jan-18 11:55									
Analyte	Conc. (ng/g)	DL	LOD	LOQ	Qualifiers	Batch	Extracted	Samp Size	Analyzed	Dilution
PFBS	ND	0.360	0.991	1.98		B8B0074	12-Feb-18	1.39 g	22-Feb-18 18:05	1
PFHxA	ND	0.201	0.991	1.98		B8B0074	12-Feb-18	1.39 g	22-Feb-18 18:05	1
PFHpA	ND	0.203	0.991	1.98		B8B0074	12-Feb-18	1.39 g	22-Feb-18 18:05	1
PFHxS	ND	0.307	0.991	1.98		B8B0074	12-Feb-18	1.39 g	22-Feb-18 18:05	1
PFOA	ND	0.234	0.991	1.98		B8B0074	12-Feb-18	1.39 g	22-Feb-18 18:05	1
PFOS	ND	0.837	0.991	1.98		B8B0074	12-Feb-18	1.39 g	22-Feb-18 18:05	1
PFNA	ND	0.176	0.991	1.98		B8B0074	12-Feb-18	1.39 g	22-Feb-18 18:05	1
PFDA	ND	0.254	0.991	1.98		B8B0074	12-Feb-18	1.39 g	22-Feb-18 18:05	1
MeFOSAA	ND	0.299	0.991	1.98		B8B0074	12-Feb-18	1.39 g	22-Feb-18 18:05	1
PFUnA	ND	0.351	0.991	1.98		B8B0074	12-Feb-18	1.39 g	22-Feb-18 18:05	1
EtFOSAA	ND	0.318	0.991	1.98		B8B0074	12-Feb-18	1.39 g	22-Feb-18 18:05	1
PFDoA	ND	0.273	0.991	1.98		B8B0074	12-Feb-18	1.39 g	22-Feb-18 18:05	1
PFTeDA	ND	0.121	0.991	1.98		B8B0074	12-Feb-18	1.39 g	22-Feb-18 18:05	1
PFTeDA	ND	0.196	0.991	1.98		B8B0074	12-Feb-18	1.39 g	22-Feb-18 18:05	1
Labeled Standards	Type	% Recovery	Limits	Qualifiers	Batch	Extracted	Samp Size	Analyzed	Dilution	
I3C3-PFBS	IS	89.9	50 - 150		B8B0074	12-Feb-18	1.39 g	22-Feb-18 18:05	1	
I3C2-PFHxA	IS	72.7	50 - 150		B8B0074	12-Feb-18	1.39 g	22-Feb-18 18:05	1	
I3C4-PFHpA	IS	81.7	50 - 150		B8B0074	12-Feb-18	1.39 g	22-Feb-18 18:05	1	
I8O2-PFHxS	IS	76.7	50 - 150		B8B0074	12-Feb-18	1.39 g	22-Feb-18 18:05	1	
I3C2-PFOA	IS	70.9	50 - 150		B8B0074	12-Feb-18	1.39 g	22-Feb-18 18:05	1	
I3C8-PFOS	IS	90.1	50 - 150		B8B0074	12-Feb-18	1.39 g	22-Feb-18 18:05	1	
I3C5-PFNA	IS	68.8	50 - 150		B8B0074	12-Feb-18	1.39 g	22-Feb-18 18:05	1	
I3C2-PFDA	IS	85.6	50 - 150		B8B0074	12-Feb-18	1.39 g	22-Feb-18 18:05	1	
d3-MeFOSAA	IS	75.1	50 - 150		B8B0074	12-Feb-18	1.39 g	22-Feb-18 18:05	1	
I3C2-PFUnA	IS	77.1	50 - 150		B8B0074	12-Feb-18	1.39 g	22-Feb-18 18:05	1	
d5-EtFOSAA	IS	75.3	50 - 150		B8B0074	12-Feb-18	1.39 g	22-Feb-18 18:05	1	
I3C2-PFDoA	IS	89.7	50 - 150		B8B0074	12-Feb-18	1.39 g	22-Feb-18 18:05	1	
I3C2-PFTeDA	IS	113	50 - 150		B8B0074	12-Feb-18	1.39 g	22-Feb-18 18:05	1	

DL - Detection Limit
 LOD - Limit of Detection
 LOQ - Limit of Quantitation
 LCL-UCL- Lower control limit - upper control limit
 The results are reported in dry weight.
 The sample size is reported in wet weight.
 Results reported to the DL.

When reported, PFHxS, PFOA and PFOS include both linear and branched isomers.
 Only the linear isomer is reported for all other analytes.

sw 5/29/18

Sample ID: WI-AF-SB613-0H02-0118

VAL - PFAS

Client Data		Laboratory Data	
Name: CH2M Hill	Matrix: Soil	Lab Sample: 1800268-09	Column: BEH C18
Project: NAS W1-AULT FIELD	Date Collected: 07-Jan-18 12:00	Date Received: 07-Feb-18 10:29	
Location: SB613		% Solids: 72.1	

Analyte	Conc. (ng/g)	DL	LOD	LOQ	Qualifiers	Batch	Extracted	Samp Size	Analyzed	Dilution
PFBS	ND	0.376	1.04	2.07		B8B0074	12-Feb-18	1.34 g	22-Feb-18 18:16	1
PFHxA	ND	0.210	1.04	2.07		B8B0074	12-Feb-18	1.34 g	22-Feb-18 18:16	1
PFHpA	ND	0.212	1.04	2.07		B8B0074	12-Feb-18	1.34 g	22-Feb-18 18:16	1
PFHxS	ND	0.321	1.04	2.07		B8B0074	12-Feb-18	1.34 g	22-Feb-18 18:16	1
PFOA	ND	0.244	1.04	2.07		B8B0074	12-Feb-18	1.34 g	22-Feb-18 18:16	1
PFOS	ND	0.875	1.04	2.07		B8B0074	12-Feb-18	1.34 g	22-Feb-18 18:16	1
PFNA	ND	0.184	1.04	2.07		B8B0074	12-Feb-18	1.34 g	22-Feb-18 18:16	1
PFDA	ND	0.265	1.04	2.07		B8B0074	12-Feb-18	1.34 g	22-Feb-18 18:16	1
MeFOSAA	ND	0.313	1.04	2.07		B8B0074	12-Feb-18	1.34 g	22-Feb-18 18:16	1
PFUnA	ND	0.367	1.04	2.07		B8B0074	12-Feb-18	1.34 g	22-Feb-18 18:16	1
EtFOSAA	ND	0.332	1.04	2.07		B8B0074	12-Feb-18	1.34 g	22-Feb-18 18:16	1
PFDoA	ND	0.286	1.04	2.07		B8B0074	12-Feb-18	1.34 g	22-Feb-18 18:16	1
PFTeDA	ND	0.126	1.04	2.07		B8B0074	12-Feb-18	1.34 g	22-Feb-18 18:16	1
PFTeDA	ND	0.205	1.04	2.07		B8B0074	12-Feb-18	1.34 g	22-Feb-18 18:16	1
Labeled Standards	Type	% Recovery	Limits	Qualifiers	Batch	Extracted	Samp Size	Analyzed	Dilution	
I3C3-PFBS	IS	99.1	50 - 150		B8B0074	12-Feb-18	1.34 g	22-Feb-18 18:16	1	
I3C2-PFHxA	IS	76.8	50 - 150		B8B0074	12-Feb-18	1.34 g	22-Feb-18 18:16	1	
I3C4-PFHpA	IS	85.9	50 - 150		B8B0074	12-Feb-18	1.34 g	22-Feb-18 18:16	1	
I8O2-PFHxS	IS	75.9	50 - 150		B8B0074	12-Feb-18	1.34 g	22-Feb-18 18:16	1	
I3C2-PFOA	IS	69.8	50 - 150		B8B0074	12-Feb-18	1.34 g	22-Feb-18 18:16	1	
I3C8-PFOS	IS	89.0	50 - 150		B8B0074	12-Feb-18	1.34 g	22-Feb-18 18:16	1	
I3C5-PFNA	IS	75.2	50 - 150		B8B0074	12-Feb-18	1.34 g	22-Feb-18 18:16	1	
I3C2-PFDA	IS	76.9	50 - 150		B8B0074	12-Feb-18	1.34 g	22-Feb-18 18:16	1	
d3-MeFOSAA	IS	62.7	50 - 150		B8B0074	12-Feb-18	1.34 g	22-Feb-18 18:16	1	
I3C2-PFUnA	IS	66.4	50 - 150		B8B0074	12-Feb-18	1.34 g	22-Feb-18 18:16	1	
d5-EtFOSAA	IS	68.4	50 - 150		B8B0074	12-Feb-18	1.34 g	22-Feb-18 18:16	1	
I3C2-PFDoA	IS	80.2	50 - 150		B8B0074	12-Feb-18	1.34 g	22-Feb-18 18:16	1	
I3C2-PFTeDA	IS	113	50 - 150		B8B0074	12-Feb-18	1.34 g	22-Feb-18 18:16	1	

DL - Detection Limit
 LOD - Limit of Detection
 LOQ - Limit of Quantitation
 LCL-UCL - Lower control limit - upper control limit
 The results are reported in dry weight.
 The sample size is reported in wet weight
 Results reported to the DL.

When reported, PFHxS, PFOA and PFOS include both linear and branched isomers.
 Only the linear isomer is reported for all other analytes.

new 5/29/18

Sample ID: WI-AF-SB613-03H04H-0118

VAL - PFAS

Client Data		Laboratory Data	
Name: CH2M Hill	Matrix: Soil	Lab Sample: 1800268-10	Column: BEH C18
Project: NAS WI-AULT FIELD	Date Collected: 10-Jan-18 12:10	Date Received: 07-Feb-18 10:29	
Location: SB613		% Solids: 73.8	

Analyte	Conc. (ng/g)	DL	LOD	LOQ	Qualifiers	Batch	Extracted	Samp Size	Analyzed	Dilution
PFBS	ND	0.410	1.13	2.26		B8B0074	12-Feb-18	1.20 g	22-Feb-18 18:28	1
PFHxA	ND	0.229	1.13	2.26		B8B0074	12-Feb-18	1.20 g	22-Feb-18 18:28	1
PFHpA	ND	0.232	1.13	2.26		B8B0074	12-Feb-18	1.20 g	22-Feb-18 18:28	1
PFHxS	ND	0.350	1.13	2.26		B8B0074	12-Feb-18	1.20 g	22-Feb-18 18:28	1
PFOA	ND	0.267	1.13	2.26		B8B0074	12-Feb-18	1.20 g	22-Feb-18 18:28	1
PFOS	ND	0.955	1.13	2.26		B8B0074	12-Feb-18	1.20 g	22-Feb-18 18:28	1
PFNA	ND	0.201	1.13	2.26		B8B0074	12-Feb-18	1.20 g	22-Feb-18 18:28	1
PFDA	ND	0.289	1.13	2.26		B8B0074	12-Feb-18	1.20 g	22-Feb-18 18:28	1
MeFOSAA	ND	0.341	1.13	2.26		B8B0074	12-Feb-18	1.20 g	22-Feb-18 18:28	1
PFUnA	ND	0.400	1.13	2.26		B8B0074	12-Feb-18	1.20 g	22-Feb-18 18:28	1
EtFOSAA	ND	0.363	1.13	2.26		B8B0074	12-Feb-18	1.20 g	22-Feb-18 18:28	1
PFDoA	ND	0.312	1.13	2.26		B8B0074	12-Feb-18	1.20 g	22-Feb-18 18:28	1
PFTrDA	ND	0.138	1.13	2.26		B8B0074	12-Feb-18	1.20 g	22-Feb-18 18:28	1
PFTeDA	ND	0.224	1.13	2.26		B8B0074	12-Feb-18	1.20 g	22-Feb-18 18:28	1
Labeled Standards	% Recovery		Limits		Qualifiers	Batch	Extracted	Samp Size	Analyzed	Dilution
13C3-PFBS	95.4		50 - 150			B8B0074	12-Feb-18	1.20 g	22-Feb-18 18:28	1
13C2-PFHxA	79.5		50 - 150			B8B0074	12-Feb-18	1.20 g	22-Feb-18 18:28	1
13C4-PFHpA	84.6		50 - 150			B8B0074	12-Feb-18	1.20 g	22-Feb-18 18:28	1
18O2-PFHxS	93.8		50 - 150			B8B0074	12-Feb-18	1.20 g	22-Feb-18 18:28	1
13C2-PFOA	75.1		50 - 150			B8B0074	12-Feb-18	1.20 g	22-Feb-18 18:28	1
13C8-PFOS	88.4		50 - 150			B8B0074	12-Feb-18	1.20 g	22-Feb-18 18:28	1
13C5-PFNA	63.7		50 - 150			B8B0074	12-Feb-18	1.20 g	22-Feb-18 18:28	1
13C2-PFDA	84.1		50 - 150			B8B0074	12-Feb-18	1.20 g	22-Feb-18 18:28	1
d3-MeFOSAA	62.2		50 - 150			B8B0074	12-Feb-18	1.20 g	22-Feb-18 18:28	1
13C2-PFUnA	74.1		50 - 150			B8B0074	12-Feb-18	1.20 g	22-Feb-18 18:28	1
d5-EtFOSAA	58.1		50 - 150			B8B0074	12-Feb-18	1.20 g	22-Feb-18 18:28	1
13C2-PFDoA	66.3		50 - 150			B8B0074	12-Feb-18	1.20 g	22-Feb-18 18:28	1
13C2-PFTeDA	81.8		50 - 150			B8B0074	12-Feb-18	1.20 g	22-Feb-18 18:28	1

DL - Detection Limit
 LOD - Limit of Detection
 LOQ - Limit of quantitation
 LCL-UCL - Lower control limit - upper control limit
 The results are reported in dry weight.
 The sample size is reported in wet weight
 Results reported to the DL.

When reported, PFHxS, PFOA and PFOS include both linear and branched isomers
 Only the linear isomer is reported for all other analytes

New Size 1.8

Sample ID: WI-AF-SB613-5657H-0118

VAL - PFAS

Client Data		Matrix: Soil		Laboratory Data		Column: BEH C18				
Name:	CH2M Hill	Date Collected:	10-Jan-18 15:15	Lab Sample:	1800268-11	Date Received:	07-Feb-18 10:29			
Project:	NAS W1-AULT FIELD			% Solids:	94.9					
Location:	SB613									
Analyte	Conc. (ng/g)	DL	LOD	LOQ	Qualifiers	Batch	Extracted	Samp Size	Analyzed	Dilution
PFBS	ND	0.311	0.857	1.71		B8B0074	12-Feb-18	1.23 g	22-Feb-18 18:39	1
PFHxA	ND	0.174	0.857	1.71		B8B0074	12-Feb-18	1.23 g	22-Feb-18 18:39	1
PFHpA	ND	0.176	0.857	1.71		B8B0074	12-Feb-18	1.23 g	22-Feb-18 18:39	1
PFHxS	ND	0.266	0.857	1.71		B8B0074	12-Feb-18	1.23 g	22-Feb-18 18:39	1
PFOA	ND	0.202	0.857	1.71		B8B0074	12-Feb-18	1.23 g	22-Feb-18 18:39	1
PFOS	ND	0.724	0.857	1.71		B8B0074	12-Feb-18	1.23 g	22-Feb-18 18:39	1
PFNA	ND	0.153	0.857	1.71		B8B0074	12-Feb-18	1.23 g	22-Feb-18 18:39	1
PFDA	ND	0.219	0.857	1.71		B8B0074	12-Feb-18	1.23 g	22-Feb-18 18:39	1
MeFOSAA	ND	0.259	0.857	1.71		B8B0074	12-Feb-18	1.23 g	22-Feb-18 18:39	1
PFUnA	ND	0.303	0.857	1.71		B8B0074	12-Feb-18	1.23 g	22-Feb-18 18:39	1
EtFOSAA	ND	0.275	0.857	1.71		B8B0074	12-Feb-18	1.23 g	22-Feb-18 18:39	1
PFDoA	ND	0.237	0.857	1.71		B8B0074	12-Feb-18	1.23 g	22-Feb-18 18:39	1
PFTtDA	ND	0.105	0.857	1.71		B8B0074	12-Feb-18	1.23 g	22-Feb-18 18:39	1
PFTeDA	ND	0.170	0.857	1.71		B8B0074	12-Feb-18	1.23 g	22-Feb-18 18:39	1
Labeled Standards	Type	% Recovery	Limits	Qualifiers	Batch	Extracted	Samp Size	Analyzed	Dilution	
I3C3-PFBS	IS	116	50 - 150		B8B0074	12-Feb-18	1.23 g	22-Feb-18 18:39	1	
I3C2-PFHxA	IS	78.9	50 - 150		B8B0074	12-Feb-18	1.23 g	22-Feb-18 18:39	1	
I3C4-PFHpA	IS	101	50 - 150		B8B0074	12-Feb-18	1.23 g	22-Feb-18 18:39	1	
I8O2-PFHxS	IS	81.8	50 - 150		B8B0074	12-Feb-18	1.23 g	22-Feb-18 18:39	1	
I3C2-PFOA	IS	84.3	50 - 150		B8B0074	12-Feb-18	1.23 g	22-Feb-18 18:39	1	
I3C8-PFOS	IS	97.8	50 - 150		B8B0074	12-Feb-18	1.23 g	22-Feb-18 18:39	1	
I3C5-PFNA	IS	90.5	50 - 150		B8B0074	12-Feb-18	1.23 g	22-Feb-18 18:39	1	
I3C2-PFDA	IS	75.8	50 - 150		B8B0074	12-Feb-18	1.23 g	22-Feb-18 18:39	1	
d3-MeFOSAA	IS	88.1	50 - 150		B8B0074	12-Feb-18	1.23 g	22-Feb-18 18:39	1	
I3C2-PFUnA	IS	74.2	50 - 150		B8B0074	12-Feb-18	1.23 g	22-Feb-18 18:39	1	
d5-EtFOSAA	IS	81.0	50 - 150		B8B0074	12-Feb-18	1.23 g	22-Feb-18 18:39	1	
I3C2-PFDoA	IS	83.7	50 - 150		B8B0074	12-Feb-18	1.23 g	22-Feb-18 18:39	1	
I3C2-PFTeDA	IS	100	50 - 150		B8B0074	12-Feb-18	1.23 g	22-Feb-18 18:39	1	

DL - Detection Limit
 LOD - Limit of Detection
 LOQ - Limit of quantitation
 LCL-UC-L- Lower control limit - upper control limit
 The results are reported in dry weight.
 The sample size is reported in wet weight.
 Results reported to the DL.

When reported, PFHxS, PFOA and PFOS include both linear and branched isomers.
 Only the linear isomer is reported for all other analytes.

new sl 29 1.8

Sample ID: WI-AF-SB607-000H-0118

VAL - PFAS

Client Data		Laboratory Data								
Name:	CH2M Hill	Lab Sample:	1800268-12	Column:	BEH C18					
Project:	NAS WI-AULT FIELD	Date Received:	07-Feb-18 10:29							
Location:	SB607	% Solids:	88.5							
Matrix:	Soil									
Date Collected:	12-Jan-18 15:20									
Analyte	Conc. (ng/g)	DL	LOD	LOQ	Qualifiers	Batch	Extracted	Samp Size	Analyzed	Dilution
PFBS	ND	0.387	1.07	2.13		B8B0074	12-Feb-18	1.06 g	22-Feb-18 18:51	1
PFHxA	ND	0.216	1.07	2.13		B8B0074	12-Feb-18	1.06 g	22-Feb-18 18:51	1
PFHpA	ND	0.219	1.07	2.13		B8B0074	12-Feb-18	1.06 g	22-Feb-18 18:51	1
PFHxS	ND	0.331	1.07	2.13		B8B0074	12-Feb-18	1.06 g	22-Feb-18 18:51	1
PFOA	ND	0.252	1.07	2.13		B8B0074	12-Feb-18	1.06 g	22-Feb-18 18:51	1
PFOS	ND	0.901	1.07	2.13		B8B0074	12-Feb-18	1.06 g	22-Feb-18 18:51	1
PFNA	ND	0.190	1.07	2.13		B8B0074	12-Feb-18	1.06 g	22-Feb-18 18:51	1
PFDA	ND	0.273	1.07	2.13		B8B0074	12-Feb-18	1.06 g	22-Feb-18 18:51	1
MeFOSAA	ND	0.322	1.07	2.13		B8B0074	12-Feb-18	1.06 g	22-Feb-18 18:51	1
PFUnA	ND	0.377	1.07	2.13		B8B0074	12-Feb-18	1.06 g	22-Feb-18 18:51	1
EtFOSAA	ND	0.342	1.07	2.13		B8B0074	12-Feb-18	1.06 g	22-Feb-18 18:51	1
PFDoA	ND	0.294	1.07	2.13		B8B0074	12-Feb-18	1.06 g	22-Feb-18 18:51	1
PFTtDA	ND	0.130	1.07	2.13		B8B0074	12-Feb-18	1.06 g	22-Feb-18 18:51	1
PFTeDA	ND	0.211	1.07	2.13		B8B0074	12-Feb-18	1.06 g	22-Feb-18 18:51	1
Labeled Standards	Type	% Recovery	Limits	Qualifiers	Batch	Extracted	Samp Size	Analyzed	Dilution	
I3C3-PFBS	IS	94.3	50 - 150		B8B0074	12-Feb-18	1.06 g	22-Feb-18 18:51	1	
I3C2-PFHxA	IS	82.1	50 - 150		B8B0074	12-Feb-18	1.06 g	22-Feb-18 18:51	1	
I3C4-PFHpA	IS	83.6	50 - 150		B8B0074	12-Feb-18	1.06 g	22-Feb-18 18:51	1	
I8O2-PFHxS	IS	96.0	50 - 150		B8B0074	12-Feb-18	1.06 g	22-Feb-18 18:51	1	
I3C2-PFOA	IS	69.2	50 - 150		B8B0074	12-Feb-18	1.06 g	22-Feb-18 18:51	1	
I3C8-PFOS	IS	84.5	50 - 150		B8B0074	12-Feb-18	1.06 g	22-Feb-18 18:51	1	
I3C5-PFNA	IS	76.2	50 - 150		B8B0074	12-Feb-18	1.06 g	22-Feb-18 18:51	1	
I3C2-PFDA	IS	86.6	50 - 150		B8B0074	12-Feb-18	1.06 g	22-Feb-18 18:51	1	
d3-MeFOSAA	IS	58.3	50 - 150		B8B0074	12-Feb-18	1.06 g	22-Feb-18 18:51	1	
I3C2-PFUnA	IS	78.6	50 - 150		B8B0074	12-Feb-18	1.06 g	22-Feb-18 18:51	1	
d5-EtFOSAA	IS	71.2	50 - 150		B8B0074	12-Feb-18	1.06 g	22-Feb-18 18:51	1	
I3C2-PFDoA	IS	71.7	50 - 150		B8B0074	12-Feb-18	1.06 g	22-Feb-18 18:51	1	
I3C2-PFTeDA	IS	81.9	50 - 150		B8B0074	12-Feb-18	1.06 g	22-Feb-18 18:51	1	

DL - Detection Limit
 LOD - Limit of Detection
 LOQ - Limit of quantitation
 LCL-UCL - Lower control limit - upper control limit
 The results are reported in dry weight.
 The sample size is reported in wet weight.
 Results reported to the DL.
 When reported, PFHxS, PFOA and PFOS include both linear and branched isomers
 Only the linear isomer is reported for all other analytes

MS/291.8

Sample ID: WI-AF-SB607P-000H-0118

VAL - PFAS

Client Data		Laboratory Data								
Name:	CH2M Hill	Lab Sample:	1800268-13	Column:	BEH C18					
Project:	NAS W1-AULT FIELD	Date Received:	07-Feb-18 10:29							
Location:	SB607	% Solids:	84.2							
Matrix:	Soil									
Date Collected:	12-Jan-18 15:25									
Analyte	Conc. (ng/g)	DL	LOD	LOQ	Qualifiers	Batch	Extracted	Samp Size	Analyzed	Dilution
PFBS	ND	0.322	0.886	1.77		B8B0074	12-Feb-18	1.34 g	22-Feb-18 19:02	1
PFHxA	ND	0.180	0.886	1.77		B8B0074	12-Feb-18	1.34 g	22-Feb-18 19:02	1
PFHpA	ND	0.182	0.886	1.77		B8B0074	12-Feb-18	1.34 g	22-Feb-18 19:02	1
PFHxS	ND	0.275	0.886	1.77		B8B0074	12-Feb-18	1.34 g	22-Feb-18 19:02	1
PFOA	ND	0.209	0.886	1.77		B8B0074	12-Feb-18	1.34 g	22-Feb-18 19:02	1
PFOS	ND	0.749	0.886	1.77		B8B0074	12-Feb-18	1.34 g	22-Feb-18 19:02	1
PFNA	ND	0.158	0.886	1.77		B8B0074	12-Feb-18	1.34 g	22-Feb-18 19:02	1
PFDA	ND	0.227	0.886	1.77		B8B0074	12-Feb-18	1.34 g	22-Feb-18 19:02	1
MeFOSAA	ND	0.268	0.886	1.77		B8B0074	12-Feb-18	1.34 g	22-Feb-18 19:02	1
PFUnA	ND	0.314	0.886	1.77		B8B0074	12-Feb-18	1.34 g	22-Feb-18 19:02	1
EtFOSAA	ND	0.285	0.886	1.77		B8B0074	12-Feb-18	1.34 g	22-Feb-18 19:02	1
PFDoA	ND	0.245	0.886	1.77		B8B0074	12-Feb-18	1.34 g	22-Feb-18 19:02	1
PFTrDA	ND	0.108	0.886	1.77		B8B0074	12-Feb-18	1.34 g	22-Feb-18 19:02	1
PFTeDA	ND	0.176	0.886	1.77		B8B0074	12-Feb-18	1.34 g	22-Feb-18 19:02	1
Labeled Standards	Type	% Recovery	Limits	Qualifiers	Batch	Extracted	Samp Size	Analyzed	Dilution	
13C3-PFBS	IS	89.6	50 - 150		B8B0074	12-Feb-18	1.34 g	22-Feb-18 19:02	1	
13C2-PFHxA	IS	75.1	50 - 150		B8B0074	12-Feb-18	1.34 g	22-Feb-18 19:02	1	
13C4-PFHpA	IS	72.3	50 - 150		B8B0074	12-Feb-18	1.34 g	22-Feb-18 19:02	1	
18O2-PFHxS	IS	91.9	50 - 150		B8B0074	12-Feb-18	1.34 g	22-Feb-18 19:02	1	
13C2-PFOA	IS	80.7	50 - 150		B8B0074	12-Feb-18	1.34 g	22-Feb-18 19:02	1	
13C8-PFOS	IS	82.5	50 - 150		B8B0074	12-Feb-18	1.34 g	22-Feb-18 19:02	1	
13C5-PFNA	IS	82.4	50 - 150		B8B0074	12-Feb-18	1.34 g	22-Feb-18 19:02	1	
13C2-PFDA	IS	72.4	50 - 150		B8B0074	12-Feb-18	1.34 g	22-Feb-18 19:02	1	
d3-MeFOSAA	IS	63.6	50 - 150		B8B0074	12-Feb-18	1.34 g	22-Feb-18 19:02	1	
13C2-PFUnA	IS	61.8	50 - 150		B8B0074	12-Feb-18	1.34 g	22-Feb-18 19:02	1	
d5-EtFOSAA	IS	63.8	50 - 150		B8B0074	12-Feb-18	1.34 g	22-Feb-18 19:02	1	
13C2-PFDoA	IS	64.5	50 - 150		B8B0074	12-Feb-18	1.34 g	22-Feb-18 19:02	1	
13C2-PFTeDA	IS	82.9	50 - 150		B8B0074	12-Feb-18	1.34 g	22-Feb-18 19:02	1	

DL - Detection Limit
 LOD - Limit of Detection
 LOQ - Limit of quantitation
 LCL-UCL - Lower control limit - upper control limit
 The results are reported in dry weight
 The sample size is reported in wet weight
 Results reported to the DL.

When reported, PFHxS, PFOA and PFOS include both linear and branched isomers.
 Only the linear isomer is reported for all other analytes.

mw 5/29/18

Sample ID: WI-AF-SB607-0203-0118

VAL - PFAS

Client Data		Laboratory Data								
Name:	CH2M Hill	Lab Sample:	1800268-14	Column:	BEH C18					
Project:	NAS WI-AULT FIELD	Date Received:	07-Feb-18 10:29							
Location:	SB607	% Solids:	87.5							
Matrix:	Soil									
Date Collected:	12-Jan-18 15:30									
Analyte	Conc. (ng/g)	DL	LOD	LOQ	Qualifiers	Batch	Extracted	Samp Size	Analyzed	Dilution
PFBS	ND	0.340	0.937	1.87		B8B0074	12-Feb-18	1.22 g	22-Feb-18 19:48	1
PFHxA	ND	0.190	0.937	1.87		B8B0074	12-Feb-18	1.22 g	22-Feb-18 19:48	1
PFHpA	ND	0.192	0.937	1.87		B8B0074	12-Feb-18	1.22 g	22-Feb-18 19:48	1
PFHxS	ND	0.290	0.937	1.87		B8B0074	12-Feb-18	1.22 g	22-Feb-18 19:48	1
PFOA	ND	0.221	0.937	1.87		B8B0074	12-Feb-18	1.22 g	22-Feb-18 19:48	1
PFOS	ND	0.792	0.937	1.87		B8B0074	12-Feb-18	1.22 g	22-Feb-18 19:48	1
PFNA	ND	0.167	0.937	1.87		B8B0074	12-Feb-18	1.22 g	22-Feb-18 19:48	1
PFDA	ND	0.240	0.937	1.87		B8B0074	12-Feb-18	1.22 g	22-Feb-18 19:48	1
MeFOSAA	ND	0.283	0.937	1.87		B8B0074	12-Feb-18	1.22 g	22-Feb-18 19:48	1
PFUnA	ND	0.332	0.937	1.87		B8B0074	12-Feb-18	1.22 g	22-Feb-18 19:48	1
EtFOSAA	ND	0.301	0.937	1.87		B8B0074	12-Feb-18	1.22 g	22-Feb-18 19:48	1
PFDoA	ND	0.259	0.937	1.87		B8B0074	12-Feb-18	1.22 g	22-Feb-18 19:48	1
PFTeDA	ND	0.114	0.937	1.87		B8B0074	12-Feb-18	1.22 g	22-Feb-18 19:48	1
PFTeDA	ND	0.185	0.937	1.87		B8B0074	12-Feb-18	1.22 g	22-Feb-18 19:48	1
Labeled Standards	Type	% Recovery	Limits	Qualifiers	Batch	Extracted	Samp Size	Analyzed	Dilution	
13C3-PFBS	IS	94.1	50 - 150		B8B0074	12-Feb-18	1.22 g	22-Feb-18 19:48	1	
13C2-PFHxA	IS	83.0	50 - 150		B8B0074	12-Feb-18	1.22 g	22-Feb-18 19:48	1	
13C4-PFHpA	IS	95.9	50 - 150		B8B0074	12-Feb-18	1.22 g	22-Feb-18 19:48	1	
18O2-PFHxS	IS	81.8	50 - 150		B8B0074	12-Feb-18	1.22 g	22-Feb-18 19:48	1	
13C2-PFOA	IS	86.8	50 - 150		B8B0074	12-Feb-18	1.22 g	22-Feb-18 19:48	1	
13C8-PFOS	IS	85.1	50 - 150		B8B0074	12-Feb-18	1.22 g	22-Feb-18 19:48	1	
13C5-PFNA	IS	107	50 - 150		B8B0074	12-Feb-18	1.22 g	22-Feb-18 19:48	1	
13C2-PFDA	IS	74.4	50 - 150		B8B0074	12-Feb-18	1.22 g	22-Feb-18 19:48	1	
d3-MeFOSAA	IS	59.2	50 - 150		B8B0074	12-Feb-18	1.22 g	22-Feb-18 19:48	1	
13C2-PFUnA	IS	81.1	50 - 150		B8B0074	12-Feb-18	1.22 g	22-Feb-18 19:48	1	
d5-EtFOSAA	IS	70.9	50 - 150		B8B0074	12-Feb-18	1.22 g	22-Feb-18 19:48	1	
13C2-PFDoA	IS	81.5	50 - 150		B8B0074	12-Feb-18	1.22 g	22-Feb-18 19:48	1	
13C2-PFTeDA	IS	119	50 - 150		B8B0074	12-Feb-18	1.22 g	22-Feb-18 19:48	1	

DL - Detection Limit
 LOD - Limit of Detection
 LOQ - Limit of quantitation
 LCL-UCL - Lower control limit - upper control limit
 The results are reported in dry weight.
 The sample size is reported in wet weight.
 Results reported to the DL.

When reported, PFHxS, PFOA and PFOS include both linear and branched isomers.
 Only the linear isomer is reported for all other analytes.

res 129 1.8

Sample ID: WI-AF-SB607-0405-0118

VAL - PFAS

Client Data		Laboratory Data	
Name: CH2M Hill	Matrix: Soil	Lab Sample: 1800268-15	Column: BEH C18
Project: NAS W1-AULT FIELD	Date Collected: 12-Jan-18 15:45	Date Received: 07-Feb-18 10:29	
Location: SB607		% Solids: 85.2	

Analyte	Conc. (ng/g)	DL	LOD	LOQ	Qualifiers	Batch	Extracted	Samp Size	Analyzed	Dilution
PFBS	ND	0.422	1.16	2.32		B8B0074	12-Feb-18	1.01 g	22-Feb-18 20:00	1
PFHxA	ND	0.236	1.16	2.32		B8B0074	12-Feb-18	1.01 g	22-Feb-18 20:00	1
PFHpA	ND	0.238	1.16	2.32		B8B0074	12-Feb-18	1.01 g	22-Feb-18 20:00	1
PFHxS	ND	0.360	1.16	2.32		B8B0074	12-Feb-18	1.01 g	22-Feb-18 20:00	1
PFOA	ND	0.274	1.16	2.32		B8B0074	12-Feb-18	1.01 g	22-Feb-18 20:00	1
PFOS	ND	0.982	1.16	2.32		B8B0074	12-Feb-18	1.01 g	22-Feb-18 20:00	1
PFNA	ND	0.207	1.16	2.32		B8B0074	12-Feb-18	1.01 g	22-Feb-18 20:00	1
PFDA	ND	0.298	1.16	2.32		B8B0074	12-Feb-18	1.01 g	22-Feb-18 20:00	1
MeFOSAA	ND	0.351	1.16	2.32		B8B0074	12-Feb-18	1.01 g	22-Feb-18 20:00	1
PFUnA	ND	0.412	1.16	2.32		B8B0074	12-Feb-18	1.01 g	22-Feb-18 20:00	1
EtFOSAA	ND	0.373	1.16	2.32		B8B0074	12-Feb-18	1.01 g	22-Feb-18 20:00	1
PFDoA	ND	0.321	1.16	2.32		B8B0074	12-Feb-18	1.01 g	22-Feb-18 20:00	1
PFTrDA	ND	0.142	1.16	2.32		B8B0074	12-Feb-18	1.01 g	22-Feb-18 20:00	1
PFTeDA	ND	0.230	1.16	2.32		B8B0074	12-Feb-18	1.01 g	22-Feb-18 20:00	1

Labeled Standards	Type	% Recovery	Limits	Qualifiers	Batch	Extracted	Samp Size	Analyzed	Dilution
13C3-PFBS	IS	103	50 - 150		B8B0074	12-Feb-18	1.01 g	22-Feb-18 20:00	1
13C2-PFHxA	IS	77.0	50 - 150		B8B0074	12-Feb-18	1.01 g	22-Feb-18 20:00	1
13C4-PFHpA	IS	76.3	50 - 150		B8B0074	12-Feb-18	1.01 g	22-Feb-18 20:00	1
18O2-PFHxS	IS	80.6	50 - 150		B8B0074	12-Feb-18	1.01 g	22-Feb-18 20:00	1
13C2-PFOA	IS	82.1	50 - 150		B8B0074	12-Feb-18	1.01 g	22-Feb-18 20:00	1
13C8-PFOS	IS	83.7	50 - 150		B8B0074	12-Feb-18	1.01 g	22-Feb-18 20:00	1
13C5-PFNA	IS	85.1	50 - 150		B8B0074	12-Feb-18	1.01 g	22-Feb-18 20:00	1
13C2-PFDA	IS	75.0	50 - 150		B8B0074	12-Feb-18	1.01 g	22-Feb-18 20:00	1
d3-MeFOSAA	IS	66.3	50 - 150		B8B0074	12-Feb-18	1.01 g	22-Feb-18 20:00	1
13C2-PFUnA	IS	69.6	50 - 150		B8B0074	12-Feb-18	1.01 g	22-Feb-18 20:00	1
d5-EtFOSAA	IS	67.9	50 - 150		B8B0074	12-Feb-18	1.01 g	22-Feb-18 20:00	1
13C2-PFDoA	IS	88.8	50 - 150		B8B0074	12-Feb-18	1.01 g	22-Feb-18 20:00	1
13C2-PFTeDA	IS	95.8	50 - 150		B8B0074	12-Feb-18	1.01 g	22-Feb-18 20:00	1

DL - Detection Limit
 LOD - Limit of Detection
 LOQ - Limit of quantitation
 LCL-UCL- Lower control limit - upper control limit
 The results are reported in dry weight
 The sample size is reported in wet weight
 Results reported to the DL

When reported, PFHxS, PFOA and PFOS include both linear and branched isomers.
 Only the linear isomer is reported for all other analytes

µw 5/29/18

Sample ID: WI-AF-SB607-1011-0118

VAL - PFAS

Client Data		Laboratory Data								
Name:	CH2M Hill	Lab Sample:	1800268-16	Column:	BEH C18					
Project:	NAS WI-AULT FIELD	Date Received:	07-Feb-18 10:29							
Location:	SB607	% Solids:	89.0							
Matrix:	Soil									
Date Collected:	12-Jan-18 15:55									
Analyte	Conc. (ng/g)	DL	LOD	LOQ	Qualifiers	Batch	Extracted	Samp Size	Analyzed	Dilution
PFBS	ND	0.324	0.892	1.78		B8B0074	12-Feb-18	1.26 g	22-Feb-18 20:11	1
PFHxA	ND	0.181	0.892	1.78		B8B0074	12-Feb-18	1.26 g	22-Feb-18 20:11	1
PFHpA	ND	0.183	0.892	1.78		B8B0074	12-Feb-18	1.26 g	22-Feb-18 20:11	1
PFHxS	ND	0.277	0.892	1.78		B8B0074	12-Feb-18	1.26 g	22-Feb-18 20:11	1
PFOA	ND	0.211	0.892	1.78		B8B0074	12-Feb-18	1.26 g	22-Feb-18 20:11	1
PFOS	ND	0.754	0.892	1.78		B8B0074	12-Feb-18	1.26 g	22-Feb-18 20:11	1
PFNA	ND	0.159	0.892	1.78		B8B0074	12-Feb-18	1.26 g	22-Feb-18 20:11	1
PFDA	ND	0.228	0.892	1.78		B8B0074	12-Feb-18	1.26 g	22-Feb-18 20:11	1
MeFOSAA	ND	0.269	0.892	1.78		B8B0074	12-Feb-18	1.26 g	22-Feb-18 20:11	1
PFUnA	ND	0.316	0.892	1.78		B8B0074	12-Feb-18	1.26 g	22-Feb-18 20:11	1
EtFOSAA	ND	0.286	0.892	1.78		B8B0074	12-Feb-18	1.26 g	22-Feb-18 20:11	1
PFDoA	ND	0.246	0.892	1.78		B8B0074	12-Feb-18	1.26 g	22-Feb-18 20:11	1
PFTtDA	ND	0.109	0.892	1.78		B8B0074	12-Feb-18	1.26 g	22-Feb-18 20:11	1
PFTeDA	ND	0.177	0.892	1.78		B8B0074	12-Feb-18	1.26 g	22-Feb-18 20:11	1
Labeled Standards	Type	% Recovery	Limits	Qualifiers	Batch	Extracted	Samp Size	Analyzed	Dilution	
13C3-PFBS	IS	99.8	50 - 150		B8B0074	12-Feb-18	1.26 g	22-Feb-18 20:11	1	
13C2-PFHxA	IS	84.2	50 - 150		B8B0074	12-Feb-18	1.26 g	22-Feb-18 20:11	1	
13C4-PFHpA	IS	85.7	50 - 150		B8B0074	12-Feb-18	1.26 g	22-Feb-18 20:11	1	
18O2-PFHxS	IS	76.2	50 - 150		B8B0074	12-Feb-18	1.26 g	22-Feb-18 20:11	1	
13C2-PFOA	IS	91.7	50 - 150		B8B0074	12-Feb-18	1.26 g	22-Feb-18 20:11	1	
13C8-PFOS	IS	77.9	50 - 150		B8B0074	12-Feb-18	1.26 g	22-Feb-18 20:11	1	
13C5-PFNA	IS	103	50 - 150		B8B0074	12-Feb-18	1.26 g	22-Feb-18 20:11	1	
13C2-PFDA	IS	80.4	50 - 150		B8B0074	12-Feb-18	1.26 g	22-Feb-18 20:11	1	
d3-MeFOSAA	IS	74.2	50 - 150		B8B0074	12-Feb-18	1.26 g	22-Feb-18 20:11	1	
13C2-PFUnA	IS	93.7	50 - 150		B8B0074	12-Feb-18	1.26 g	22-Feb-18 20:11	1	
d5-EtFOSAA	IS	77.0	50 - 150		B8B0074	12-Feb-18	1.26 g	22-Feb-18 20:11	1	
13C2-PFDoA	IS	77.8	50 - 150		B8B0074	12-Feb-18	1.26 g	22-Feb-18 20:11	1	
13C2-PFTeDA	IS	111	50 - 150		B8B0074	12-Feb-18	1.26 g	22-Feb-18 20:11	1	

DL - Detection Limit
 LOD - Limit of Detection
 LOQ - Limit of Quantitation
 LCL-UCL - Lower control limit - upper control limit
 The results are reported in dry weight
 The sample size is reported in wet weight
 Results reported to the DL
 When reported, PFHxS, PFOA and PFOS include both linear and branched isomers
 Only the linear isomer is reported for all other analytes

new 5/29/18

Sample ID: WI-AF-SB610-3940-0118

VAL - PFAS

Client Data		Laboratory Data								
Name:	CH2M Hill	Lab Sample:	1800268-17	Column:	BEH C18					
Project:	NAS WI-AULT FIELD	Date Received:	07-Feb-18 10:29							
Location:	SB610	% Solids:	82.3							
Matrix:	Soil									
Date Collected:	26-Jan-18 15:45									
Analyte	Conc. (ng/g)	DL	LOD	LOQ	Qualifiers	Batch	Extracted	Samp Size	Analyzed	Dilution
PFBS	ND	0.401	1.10	2.21		B8B0074	12-Feb-18	1.10 g	22-Feb-18 20:22	1
PFHxA	ND	0.224	1.10	2.21		B8B0074	12-Feb-18	1.10 g	22-Feb-18 20:22	1
PFHpA	ND	0.226	1.10	2.21		B8B0074	12-Feb-18	1.10 g	22-Feb-18 20:22	1
PFHxS	ND	0.342	1.10	2.21		B8B0074	12-Feb-18	1.10 g	22-Feb-18 20:22	1
PFOA	ND	0.261	1.10	2.21		B8B0074	12-Feb-18	1.10 g	22-Feb-18 20:22	1
PFOS	ND	0.934	1.10	2.21		B8B0074	12-Feb-18	1.10 g	22-Feb-18 20:22	1
PFNA	ND	0.197	1.10	2.21		B8B0074	12-Feb-18	1.10 g	22-Feb-18 20:22	1
PFDA	ND	0.283	1.10	2.21		B8B0074	12-Feb-18	1.10 g	22-Feb-18 20:22	1
MeFOSAA	ND	0.334	1.10	2.21		B8B0074	12-Feb-18	1.10 g	22-Feb-18 20:22	1
PFUnA	ND	0.391	1.10	2.21		B8B0074	12-Feb-18	1.10 g	22-Feb-18 20:22	1
EtFOSAA	ND	0.355	1.10	2.21		B8B0074	12-Feb-18	1.10 g	22-Feb-18 20:22	1
PFDaA	ND	0.305	1.10	2.21		B8B0074	12-Feb-18	1.10 g	22-Feb-18 20:22	1
PFTDA	ND	0.135	1.10	2.21		B8B0074	12-Feb-18	1.10 g	22-Feb-18 20:22	1
PFTeDA	ND	0.219	1.10	2.21		B8B0074	12-Feb-18	1.10 g	22-Feb-18 20:22	1
Labeled Standards	% Recovery	Limits	Qualifiers	Batch	Extracted	Samp Size	Analyzed	Dilution		
13C3-PFBS	111	50 - 150		B8B0074	12-Feb-18	1.10 g	22-Feb-18 20:22	1		
13C2-PFHxA	76.5	50 - 150		B8B0074	12-Feb-18	1.10 g	22-Feb-18 20:22	1		
13C4-PFHpA	102	50 - 150		B8B0074	12-Feb-18	1.10 g	22-Feb-18 20:22	1		
18O2-PFHxS	90.7	50 - 150		B8B0074	12-Feb-18	1.10 g	22-Feb-18 20:22	1		
13C2-PFOA	85.3	50 - 150		B8B0074	12-Feb-18	1.10 g	22-Feb-18 20:22	1		
13C8-PFOS	88.4	50 - 150		B8B0074	12-Feb-18	1.10 g	22-Feb-18 20:22	1		
13C5-PFNA	86.0	50 - 150		B8B0074	12-Feb-18	1.10 g	22-Feb-18 20:22	1		
13C2-PFDA	94.3	50 - 150		B8B0074	12-Feb-18	1.10 g	22-Feb-18 20:22	1		
d3-MeFOSAA	82.6	50 - 150		B8B0074	12-Feb-18	1.10 g	22-Feb-18 20:22	1		
13C2-PFUnA	90.5	50 - 150		B8B0074	12-Feb-18	1.10 g	22-Feb-18 20:22	1		
d5-EtFOSAA	89.7	50 - 150		B8B0074	12-Feb-18	1.10 g	22-Feb-18 20:22	1		
13C2-PFDaA	97.4	50 - 150		B8B0074	12-Feb-18	1.10 g	22-Feb-18 20:22	1		
13C2-PFTeDA	87.4	50 - 150		B8B0074	12-Feb-18	1.10 g	22-Feb-18 20:22	1		

DL - Detection Limit
 LOD - Limit of Detection
 LOQ - Limit of quantitation
 LCL-UCL - Lower control limit - upper control limit
 The results are reported in dry weight
 The sample size is reported in wet weight
 Results reported to the DL.
 When reported, PFHxS, PFOA and PFOS include both linear and branched isomers
 Only the linear isomer is reported for all other analytes

new 5/29/18

Sample ID: WI-AF-SB610P-3940-0118

VAL - PFAS

Client Data		Laboratory Data	
Name: CH2M Hill	Matrix: Soil	Lab Sample: 1800268-18	Column: BEH C18
Project: NAS W1-AULT FIELD	Date Collected: 26-Jan-18 15:50	Date Received: 07-Feb-18 10:29	
Location: SB610		% Solids: 82.6	

Analyte	Conc. (ng/g)	DL	LOD	LOQ	Qualifiers	Batch	Extracted	Samp Size	Analyzed	Dilution
PFBS	ND	0.360	0.992	1.98		B8B0074	12-Feb-18	1.22 g	22-Feb-18 04:52	1
PFHxA	ND	0.201	0.992	1.98		B8B0074	12-Feb-18	1.22 g	22-Feb-18 04:52	1
PFHpA	ND	0.203	0.992	1.98		B8B0074	12-Feb-18	1.22 g	22-Feb-18 04:52	1
PFHxS	ND	0.308	0.992	1.98		B8B0074	12-Feb-18	1.22 g	22-Feb-18 04:52	1
PFOA	ND	0.234	0.992	1.98		B8B0074	12-Feb-18	1.22 g	22-Feb-18 04:52	1
PFOS	ND	0.839	0.992	1.98		B8B0074	12-Feb-18	1.22 g	22-Feb-18 04:52	1
PFNA	ND	0.177	0.992	1.98		B8B0074	12-Feb-18	1.22 g	22-Feb-18 04:52	1
PFDA	ND	0.254	0.992	1.98		B8B0074	12-Feb-18	1.22 g	22-Feb-18 04:52	1
MeFOSAA	ND	0.300	0.992	1.98		B8B0074	12-Feb-18	1.22 g	22-Feb-18 04:52	1
PFUnA	ND	0.351	0.992	1.98		B8B0074	12-Feb-18	1.22 g	22-Feb-18 04:52	1
EtFOSAA	ND	0.319	0.992	1.98		B8B0074	12-Feb-18	1.22 g	22-Feb-18 04:52	1
PFDaA	ND	0.274	0.992	1.98		B8B0074	12-Feb-18	1.22 g	22-Feb-18 20:34	1
PFTdA	ND	0.121	0.992	1.98		B8B0074	12-Feb-18	1.22 g	22-Feb-18 04:52	1
PFTeDA	ND	0.197	0.992	1.98		B8B0074	12-Feb-18	1.22 g	22-Feb-18 04:52	1
Labeled Standards	% Recovery	Limits	Qualifiers	Batch	Extracted	Samp Size	Analyzed	Dilution		
IS	95.2	50 - 150		B8B0074	12-Feb-18	1.22 g	22-Feb-18 04:52	1		
IS	95.3	50 - 150		B8B0074	12-Feb-18	1.22 g	22-Feb-18 04:52	1		
IS	93.3	50 - 150		B8B0074	12-Feb-18	1.22 g	22-Feb-18 04:52	1		
IS	89.6	50 - 150		B8B0074	12-Feb-18	1.22 g	22-Feb-18 04:52	1		
IS	88.5	50 - 150		B8B0074	12-Feb-18	1.22 g	22-Feb-18 04:52	1		
IS	74.3	50 - 150		B8B0074	12-Feb-18	1.22 g	22-Feb-18 04:52	1		
IS	79.1	50 - 150		B8B0074	12-Feb-18	1.22 g	22-Feb-18 04:52	1		
IS	73.6	50 - 150		B8B0074	12-Feb-18	1.22 g	22-Feb-18 04:52	1		
IS	62.2	50 - 150		B8B0074	12-Feb-18	1.22 g	22-Feb-18 04:52	1		
IS	79.2	50 - 150		B8B0074	12-Feb-18	1.22 g	22-Feb-18 04:52	1		
IS	65.8	50 - 150		B8B0074	12-Feb-18	1.22 g	22-Feb-18 04:52	1		
IS	81.2	50 - 150		B8B0074	12-Feb-18	1.22 g	22-Feb-18 04:52	1		
IS	85.1	50 - 150		B8B0074	12-Feb-18	1.22 g	22-Feb-18 04:52	1		

DL - Detection Limit
 LOD - Limit of Detection
 LOQ - Limit of quantitation

LCL-UCL- Lower control limit - upper control limit
 The results are reported in dry weight.
 The sample size is reported in wet weight.
 Results reported to the DL

When reported, PFHxS, PFOA and PFOS include both linear and branched isomers
 Only the linear isomer is reported for all other analytes

MWS/29/18

