



**Groundwater Sample Results,
Level 2 Laboratory Report, Level 4 Laboratory Report,
Electronic Data Deliverable, Data Validation Report,
and the Sample Location Report, SDG 1800269**

*Naval Air Station Whidbey Island
Oak Harbor, Washington*

June 2019

March 01, 2018

Vista Work Order No. 1800269

Ms. Tiffany Hill
CH2M Hill
1100 NE Circle Blvd. Suite 300
Corvallis, OR 97330

Dear Ms. Hill,

Enclosed are the results for the sample set received at Vista Analytical Laboratory on February 07, 2018. This sample set was analyzed on a rush turn-around time, under your Project Name 'NAS WI- AULT FIELD'.

Vista Analytical Laboratory is committed to serving you effectively. If you require additional information, please contact me at 916-673-1520 or by email at mmaier@vista-analytical.com.

Thank you for choosing Vista as part of your analytical support team.

Sincerely,

Martha Maier
Laboratory Director



Vista Analytical Laboratory certifies that the report herein meets all the requirements set forth by NELAP for those applicable test methods. Results relate only to the samples as received by the laboratory. This report should not be reproduced except in full without the written approval of Vista.

Vista Work Order No. 1800269

Case Narrative

Sample Condition on Receipt:

Ten aqueous samples were received in good condition and within the method temperature requirements. The samples were received and stored securely in accordance with Vista standard operating procedures and EPA methodology. The samples were received outside of the hold time. Authorization was received to proceed with the analyses. A sample ID discrepancy was resolved as requested; the ID was reported as listed on the sample label.

Analytical Notes:

Modified EPA Method 537

The samples contained particulate and were centrifuged prior to extraction.

The samples were extracted and analyzed for a selected list of PFAS using Modified EPA Method 537.

Holding Times

The samples were outside the method hold time and analyzed within the hold time.

Quality Control

The Initial Calibration and Continuing Calibration Verifications met the method acceptance criteria.

A Method Blank and Laboratory Control Sample (LCS)/Laboratory Control Sample Duplicate (LCSD) were extracted and analyzed with the preparation batch. No analytes were detected in the Method Blank above 1/2 of the LOQ concentrations. The LCS/LCSD recoveries were within the acceptance criteria.

The labeled standard recoveries for all QC and field samples were within the acceptance criteria.

TABLE OF CONTENTS

Case Narrative.....	1
Table of Contents.....	3
Sample Inventory.....	4
Analytical Results.....	5
Qualifiers.....	18
Certifications.....	19
Sample Receipt.....	20

Sample Inventory Report

Vista Sample ID	Client Sample ID	Sampled	Received	Components/Containers
1800269-01	WI-AF-FB-010518	05-Jan-18 10:10	07-Feb-18 10:29	HDPE Bottle, 125 mL HDPE Bottle, 125 mL
1800269-02	WI-AF-EB01-SO-0118	05-Jan-18 12:30	07-Feb-18 10:29	HDPE Bottle, 125 mL HDPE Bottle, 125 mL
1800269-03	WI-AF-FB-010718	07-Jan-18 12:50	07-Feb-18 10:29	HDPE Bottle, 125 mL HDPE Bottle, 125 mL
1800269-04	WI-AF-EB02-SO-0118	07-Jan-18 13:05	07-Feb-18 10:29	HDPE Bottle, 125 mL HDPE Bottle, 125 mL
1800269-05	WI-AF-FB-011018	10-Jan-18 13:10	07-Feb-18 10:29	HDPE Bottle, 125 mL HDPE Bottle, 125 mL
1800269-06	WI-AF-EB03-SO-0118	10-Jan-18 13:15	07-Feb-18 10:29	HDPE Bottle, 125 mL HDPE Bottle, 125 mL
1800269-07	WI-AF-FB-011218	12-Jan-18 16:00	07-Feb-18 10:29	HDPE Bottle, 125 mL HDPE Bottle, 125 mL
1800269-08	WI-AF-EB04-SO-0118	12-Jan-18 16:05	07-Feb-18 10:29	HDPE Bottle, 125 mL HDPE Bottle, 125 mL
1800269-09	WI-AF-FB-012618	26-Jan-18 15:40	07-Feb-18 10:29	HDPE Bottle, 125 mL HDPE Bottle, 125 mL
1800269-10	WI-AF-EB10-0118	26-Jan-18 15:55	07-Feb-18 10:29	HDPE Bottle, 125 mL HDPE Bottle, 125 mL

ANALYTICAL RESULTS

Sample ID: Method Blank

Modified EPA Method 537

Client Data				Laboratory Data			
Name:	CH2M Hill	Matrix:	Aqueous	Lab Sample:	B8B0043-BLK1	Column:	BEH C18
Project:	NAS WI- AULT FIELD						

Analyte	Conc. (ng/L)	DL	LOD	LOQ	Qualifiers	Batch	Extracted	Samp Size	Analyzed	Dilution
PFBS	ND	0.895	2.50	4.00		B8B0043	09-Feb-18	0.250 L	21-Feb-18 18:44	1
PFHxA	ND	1.09	2.50	4.00		B8B0043	09-Feb-18	0.250 L	21-Feb-18 18:44	1
PFHpA	ND	0.296	2.50	4.00		B8B0043	09-Feb-18	0.250 L	21-Feb-18 18:44	1
PFHxS	ND	0.474	2.50	4.00		B8B0043	09-Feb-18	0.250 L	21-Feb-18 18:44	1
PFOA	ND	0.326	2.50	4.00		B8B0043	09-Feb-18	0.250 L	21-Feb-18 18:44	1
PFOS	ND	0.404	2.50	4.00		B8B0043	09-Feb-18	0.250 L	21-Feb-18 18:44	1
PFNA	ND	0.405	2.50	4.00		B8B0043	09-Feb-18	0.250 L	21-Feb-18 18:44	1
PFDA	ND	0.745	2.50	4.00		B8B0043	09-Feb-18	0.250 L	21-Feb-18 18:44	1
MeFOSAA	ND	0.825	2.50	4.00		B8B0043	09-Feb-18	0.250 L	21-Feb-18 18:44	1
PFUnA	ND	0.525	2.50	4.00		B8B0043	09-Feb-18	0.250 L	21-Feb-18 18:44	1
EtFOSAA	ND	0.685	2.50	4.00		B8B0043	09-Feb-18	0.250 L	21-Feb-18 18:44	1
PFDoA	ND	0.396	2.50	4.00		B8B0043	09-Feb-18	0.250 L	21-Feb-18 18:44	1
PFTrDA	ND	0.247	2.50	4.00		B8B0043	09-Feb-18	0.250 L	21-Feb-18 18:44	1
PFTeDA	ND	0.378	2.50	4.00		B8B0043	09-Feb-18	0.250 L	21-Feb-18 18:44	1

Labeled Standards	Type	% Recovery	Limits	Qualifiers	Batch	Extracted	Samp Size	Analyzed	Dilution
13C3-PFBS	IS	102	50 - 150		B8B0043	09-Feb-18	0.250 L	21-Feb-18 18:44	1
13C2-PFHxA	IS	110	50 - 150		B8B0043	09-Feb-18	0.250 L	21-Feb-18 18:44	1
13C4-PFHpA	IS	94.7	50 - 150		B8B0043	09-Feb-18	0.250 L	21-Feb-18 18:44	1
18O2-PFHxS	IS	94.1	50 - 150		B8B0043	09-Feb-18	0.250 L	21-Feb-18 18:44	1
13C2-PFOA	IS	84.5	50 - 150		B8B0043	09-Feb-18	0.250 L	21-Feb-18 18:44	1
13C8-PFOS	IS	103	50 - 150		B8B0043	09-Feb-18	0.250 L	21-Feb-18 18:44	1
13C5-PFNA	IS	78.8	50 - 150		B8B0043	09-Feb-18	0.250 L	21-Feb-18 18:44	1
13C2-PFDA	IS	80.9	50 - 150		B8B0043	09-Feb-18	0.250 L	21-Feb-18 18:44	1
d3-MeFOSAA	IS	79.2	50 - 150		B8B0043	09-Feb-18	0.250 L	21-Feb-18 18:44	1
13C2-PFUnA	IS	79.1	50 - 150		B8B0043	09-Feb-18	0.250 L	21-Feb-18 18:44	1
d5-EtFOSAA	IS	82.7	50 - 150		B8B0043	09-Feb-18	0.250 L	21-Feb-18 18:44	1
13C2-PFDoA	IS	86.0	50 - 150		B8B0043	09-Feb-18	0.250 L	21-Feb-18 18:44	1
13C2-PFTeDA	IS	83.2	50 - 150		B8B0043	09-Feb-18	0.250 L	21-Feb-18 18:44	1

DL - Detection Limit

LOD - Limit of Detection
LOQ - Limit of quantitation

LCL-UCL- Lower control limit - upper control limit
Results reported to the DL.

When reported, PFHxS, PFOA and PFOS include both linear and branched isomers.
Only the linear isomer is reported for all other analytes.

Sample ID: LCSD

Modified EPA Method 537

Name:	CH2M Hill	Lab Sample:	B8B0043-BS1/B8B0043-BSD1	Date Extracted:	09-Feb-18
Project:	NAS WI- AULT FIELD	QC Batch:	B8B0043	Column:	BEH C18
Matrix:	Aqueous	Samp Size:	0.250/0.250 L		

Analyte	LCS (ng/L)	LCS Spike Amt	LCS % Rec	LCS Quals	LCSD (ng/L)	LCSD Spike Amt	LCSD % Rec	RPD	LCSD Quals	%Rec Limits	RPD Limits	LCS Analyzed	LCS Dil	LCSD Analyzed	LCSD Dil
PFBS	45.1	40.0	113		41.5	40.0	104	8.33		70-130		21-Feb-18 18:21	1	21-Feb-18 18:33	1
PFHxA	41.2	40.0	103		38.0	40.0	95.0	8.06		70-130		21-Feb-18 18:21	1	21-Feb-18 18:33	1
PFHpA	40.0	40.0	100		38.9	40.0	97.3	2.73		70-130		21-Feb-18 18:21	1	21-Feb-18 18:33	1
PFHxS	35.2	40.0	87.9		43.8	40.0	110	21.9		70-130		21-Feb-18 18:21	1	21-Feb-18 18:33	1
PFOA	39.9	40.0	99.7		48.3	40.0	121	19.1		70-130		21-Feb-18 18:21	1	21-Feb-18 18:33	1
PFOS	45.2	40.0	113		40.7	40.0	102	10.4		70-130		21-Feb-18 18:21	1	21-Feb-18 18:33	1
PFNA	46.5	40.0	116		40.3	40.0	101	14.4		70-130		21-Feb-18 18:21	1	21-Feb-18 18:33	1
PFDA	37.1	40.0	92.8		37.4	40.0	93.6	0.865		70-130		21-Feb-18 18:21	1	21-Feb-18 18:33	1
MeFOSAA	37.6	40.0	94.0		43.2	40.0	108	13.9		70-130		21-Feb-18 18:21	1	21-Feb-18 18:33	1
PFUnA	44.4	40.0	111		38.6	40.0	96.4	14.1		70-130		21-Feb-18 18:21	1	21-Feb-18 18:33	1
EtFOSAA	33.4	40.0	83.5		40.4	40.0	101	19.1		70-130		21-Feb-18 18:21	1	21-Feb-18 18:33	1
PFDoA	44.0	40.0	110		45.0	40.0	112	2.11		70-130		21-Feb-18 18:21	1	21-Feb-18 18:33	1
PFTrDA	47.4	40.0	118		41.8	40.0	105	12.4		60-130		21-Feb-18 18:21	1	21-Feb-18 18:33	1
PFTeDA	33.2	40.0	83.0		43.3	40.0	108	26.3		70-130		21-Feb-18 18:21	1	21-Feb-18 18:33	1

Labeled Standards	Type	LCS % Rec	LCS Quals	LCSD % Rec	LCSD Quals	Limits	LCS Analyzed	LCS Dil	LCSD Analyzed	LCSD Dil
13C3-PFBS	IS	114		124		50-150	21-Feb-18 18:21	1	21-Feb-18 18:33	1
13C2-PFHxA	IS	91.7		109		50-150	21-Feb-18 18:21	1	21-Feb-18 18:33	1
13C4-PFHpA	IS	93.7		101		50-150	21-Feb-18 18:21	1	21-Feb-18 18:33	1
18O2-PFHxS	IS	109		85.7		50-150	21-Feb-18 18:21	1	21-Feb-18 18:33	1
13C2-PFOA	IS	93.4		81.3		50-150	21-Feb-18 18:21	1	21-Feb-18 18:33	1
13C8-PFOS	IS	95.2		96.8		50-150	21-Feb-18 18:21	1	21-Feb-18 18:33	1
13C5-PFNA	IS	87.9		85.0		50-150	21-Feb-18 18:21	1	21-Feb-18 18:33	1
13C2-PFDA	IS	81.9		72.6		50-150	21-Feb-18 18:21	1	21-Feb-18 18:33	1
d3-MeFOSAA	IS	80.4		94.7		50-150	21-Feb-18 18:21	1	21-Feb-18 18:33	1
13C2-PFUnA	IS	76.0		109		50-150	21-Feb-18 18:21	1	21-Feb-18 18:33	1
d5-EtFOSAA	IS	88.9		98.7		50-150	21-Feb-18 18:21	1	21-Feb-18 18:33	1
13C2-PFDoA	IS	78.9		91.9		50-150	21-Feb-18 18:21	1	21-Feb-18 18:33	1
13C2-PFTeDA	IS	95.8		101		50-150	21-Feb-18 18:21	1	21-Feb-18 18:33	1

Sample ID: WI-AF-FB-010518

Modified EPA Method 537

Client Data				Laboratory Data			
Name:	CH2M Hill	Matrix:	Aqueous	Lab Sample:	1800269-01	Column:	BEH C18
Project:	NAS WI- AULT FIELD	Date Collected:	05-Jan-18 10:10	Date Received:	07-Feb-18 10:29		
Location:	Reagent Blank						

Analyte	Conc. (ng/L)	DL	LOD	LOQ	Qualifiers	Batch	Extracted	Samp Size	Analyzed	Dilution
PFBS	ND	1.87	5.21	8.34		B8B0043	09-Feb-18	0.120 L	21-Feb-18 21:25	1
PFHxA	ND	2.27	5.21	8.34		B8B0043	09-Feb-18	0.120 L	21-Feb-18 21:25	1
PFHpA	ND	0.616	5.21	8.34		B8B0043	09-Feb-18	0.120 L	21-Feb-18 21:25	1
PFHxS	ND	0.987	5.21	8.34		B8B0043	09-Feb-18	0.120 L	21-Feb-18 21:25	1
PFOA	ND	0.678	5.21	8.34		B8B0043	09-Feb-18	0.120 L	21-Feb-18 21:25	1
PFOS	ND	0.841	5.21	8.34		B8B0043	09-Feb-18	0.120 L	21-Feb-18 21:25	1
PFNA	ND	0.844	5.21	8.34		B8B0043	09-Feb-18	0.120 L	21-Feb-18 21:25	1
PFDA	ND	1.55	5.21	8.34		B8B0043	09-Feb-18	0.120 L	21-Feb-18 21:25	1
MeFOSAA	ND	1.72	5.21	8.34		B8B0043	09-Feb-18	0.120 L	21-Feb-18 21:25	1
PFUnA	ND	1.09	5.21	8.34		B8B0043	09-Feb-18	0.120 L	21-Feb-18 21:25	1
EtFOSAA	ND	1.43	5.21	8.34		B8B0043	09-Feb-18	0.120 L	21-Feb-18 21:25	1
PFDoA	ND	0.825	5.21	8.34		B8B0043	09-Feb-18	0.120 L	21-Feb-18 21:25	1
PFTrDA	ND	0.515	5.21	8.34		B8B0043	09-Feb-18	0.120 L	21-Feb-18 21:25	1
PFTeDA	ND	0.787	5.21	8.34		B8B0043	09-Feb-18	0.120 L	21-Feb-18 21:25	1

Labeled Standards	Type	% Recovery	Limits	Qualifiers	Batch	Extracted	Samp Size	Analyzed	Dilution
13C3-PFBS	IS	107	50 - 150		B8B0043	09-Feb-18	0.120 L	21-Feb-18 21:25	1
13C2-PFHxA	IS	86.5	50 - 150		B8B0043	09-Feb-18	0.120 L	21-Feb-18 21:25	1
13C4-PFHpA	IS	95.2	50 - 150		B8B0043	09-Feb-18	0.120 L	21-Feb-18 21:25	1
18O2-PFHxS	IS	96.0	50 - 150		B8B0043	09-Feb-18	0.120 L	21-Feb-18 21:25	1
13C2-PFOA	IS	101	50 - 150		B8B0043	09-Feb-18	0.120 L	21-Feb-18 21:25	1
13C8-PFOS	IS	97.4	50 - 150		B8B0043	09-Feb-18	0.120 L	21-Feb-18 21:25	1
13C5-PFNA	IS	80.0	50 - 150		B8B0043	09-Feb-18	0.120 L	21-Feb-18 21:25	1
13C2-PFDA	IS	74.8	50 - 150		B8B0043	09-Feb-18	0.120 L	21-Feb-18 21:25	1
d3-MeFOSAA	IS	74.5	50 - 150		B8B0043	09-Feb-18	0.120 L	21-Feb-18 21:25	1
13C2-PFUnA	IS	102	50 - 150		B8B0043	09-Feb-18	0.120 L	21-Feb-18 21:25	1
d5-EtFOSAA	IS	94.5	50 - 150		B8B0043	09-Feb-18	0.120 L	21-Feb-18 21:25	1
13C2-PFDoA	IS	110	50 - 150		B8B0043	09-Feb-18	0.120 L	21-Feb-18 21:25	1
13C2-PFTeDA	IS	114	50 - 150		B8B0043	09-Feb-18	0.120 L	21-Feb-18 21:25	1

DL - Detection Limit

LOD - Limit of Detection
LOQ - Limit of quantitation

LCL-UCL- Lower control limit - upper control limit
Results reported to the DL.

When reported, PFHxS, PFOA and PFOS include both linear and branched isomers.
Only the linear isomer is reported for all other analytes.

Sample ID: WI-AF-EB01-SO-0118

Modified EPA Method 537

Client Data				Laboratory Data			
Name:	CH2M Hill	Matrix:	Aqueous	Lab Sample:	1800269-02	Column:	BEH C18
Project:	NAS WI- AULT FIELD	Date Collected:	05-Jan-18 12:30	Date Received:	07-Feb-18 10:29		
Location:	Equip Blank						

Analyte	Conc. (ng/L)	DL	LOD	LOQ	Qualifiers	Batch	Extracted	Samp Size	Analyzed	Dilution
PFBS	ND	1.97	5.53	8.83		B8B0043	09-Feb-18	0.113 L	21-Feb-18 21:36	1
PFHxA	ND	2.40	5.53	8.83		B8B0043	09-Feb-18	0.113 L	21-Feb-18 21:36	1
PFHpA	ND	0.652	5.53	8.83		B8B0043	09-Feb-18	0.113 L	21-Feb-18 21:36	1
PFHxS	ND	1.04	5.53	8.83		B8B0043	09-Feb-18	0.113 L	21-Feb-18 21:36	1
PFOA	ND	0.718	5.53	8.83		B8B0043	09-Feb-18	0.113 L	21-Feb-18 21:36	1
PFOS	ND	0.890	5.53	8.83		B8B0043	09-Feb-18	0.113 L	21-Feb-18 21:36	1
PFNA	ND	0.894	5.53	8.83		B8B0043	09-Feb-18	0.113 L	21-Feb-18 21:36	1
PFDA	ND	1.64	5.53	8.83		B8B0043	09-Feb-18	0.113 L	21-Feb-18 21:36	1
MeFOSAA	ND	1.82	5.53	8.83		B8B0043	09-Feb-18	0.113 L	21-Feb-18 21:36	1
PFUnA	ND	1.16	5.53	8.83		B8B0043	09-Feb-18	0.113 L	21-Feb-18 21:36	1
EtFOSAA	ND	1.51	5.53	8.83		B8B0043	09-Feb-18	0.113 L	21-Feb-18 21:36	1
PFDoA	ND	0.874	5.53	8.83		B8B0043	09-Feb-18	0.113 L	21-Feb-18 21:36	1
PFTrDA	ND	0.545	5.53	8.83		B8B0043	09-Feb-18	0.113 L	21-Feb-18 21:36	1
PFTeDA	ND	0.833	5.53	8.83		B8B0043	09-Feb-18	0.113 L	21-Feb-18 21:36	1

Labeled Standards	Type	% Recovery	Limits	Qualifiers	Batch	Extracted	Samp Size	Analyzed	Dilution
13C3-PFBS	IS	132	50 - 150		B8B0043	09-Feb-18	0.113 L	21-Feb-18 21:36	1
13C2-PFHxA	IS	101	50 - 150		B8B0043	09-Feb-18	0.113 L	21-Feb-18 21:36	1
13C4-PFHpA	IS	90.1	50 - 150		B8B0043	09-Feb-18	0.113 L	21-Feb-18 21:36	1
18O2-PFHxS	IS	91.1	50 - 150		B8B0043	09-Feb-18	0.113 L	21-Feb-18 21:36	1
13C2-PFOA	IS	83.7	50 - 150		B8B0043	09-Feb-18	0.113 L	21-Feb-18 21:36	1
13C8-PFOS	IS	93.9	50 - 150		B8B0043	09-Feb-18	0.113 L	21-Feb-18 21:36	1
13C5-PFNA	IS	103	50 - 150		B8B0043	09-Feb-18	0.113 L	21-Feb-18 21:36	1
13C2-PFDA	IS	79.9	50 - 150		B8B0043	09-Feb-18	0.113 L	21-Feb-18 21:36	1
d3-MeFOSAA	IS	76.6	50 - 150		B8B0043	09-Feb-18	0.113 L	21-Feb-18 21:36	1
13C2-PFUnA	IS	78.5	50 - 150		B8B0043	09-Feb-18	0.113 L	21-Feb-18 21:36	1
d5-EtFOSAA	IS	93.1	50 - 150		B8B0043	09-Feb-18	0.113 L	21-Feb-18 21:36	1
13C2-PFDoA	IS	96.7	50 - 150		B8B0043	09-Feb-18	0.113 L	21-Feb-18 21:36	1
13C2-PFTeDA	IS	111	50 - 150		B8B0043	09-Feb-18	0.113 L	21-Feb-18 21:36	1

DL - Detection Limit

LOD - Limit of Detection
LOQ - Limit of quantitation

LCL-UCL- Lower control limit - upper control limit
Results reported to the DL.

When reported, PFHxS, PFOA and PFOS include both linear and branched isomers.
Only the linear isomer is reported for all other analytes.

Sample ID: WI-AF-FB-010718

Modified EPA Method 537

Client Data				Laboratory Data			
Name:	CH2M Hill	Matrix:	Aqueous	Lab Sample:	1800269-03	Column:	BEH C18
Project:	NAS WI- AULT FIELD	Date Collected:	07-Jan-18 12:50	Date Received:	07-Feb-18 10:29		
Location:	Reagent Blank						

Analyte	Conc. (ng/L)	DL	LOD	LOQ	Qualifiers	Batch	Extracted	Samp Size	Analyzed	Dilution
PFBS	ND	1.88	5.25	8.42		B8B0043	09-Feb-18	0.119 L	21-Feb-18 21:48	1
PFHxA	ND	2.30	5.25	8.42		B8B0043	09-Feb-18	0.119 L	21-Feb-18 21:48	1
PFHpA	ND	0.622	5.25	8.42		B8B0043	09-Feb-18	0.119 L	21-Feb-18 21:48	1
PFHxS	ND	0.997	5.25	8.42		B8B0043	09-Feb-18	0.119 L	21-Feb-18 21:48	1
PFOA	ND	0.685	5.25	8.42		B8B0043	09-Feb-18	0.119 L	21-Feb-18 21:48	1
PFOS	ND	0.850	5.25	8.42		B8B0043	09-Feb-18	0.119 L	21-Feb-18 21:48	1
PFNA	ND	0.853	5.25	8.42		B8B0043	09-Feb-18	0.119 L	21-Feb-18 21:48	1
PFDA	ND	1.57	5.25	8.42		B8B0043	09-Feb-18	0.119 L	21-Feb-18 21:48	1
MeFOSAA	ND	1.74	5.25	8.42		B8B0043	09-Feb-18	0.119 L	21-Feb-18 21:48	1
PFOA	ND	1.11	5.25	8.42		B8B0043	09-Feb-18	0.119 L	21-Feb-18 21:48	1
EtFOSAA	ND	1.44	5.25	8.42		B8B0043	09-Feb-18	0.119 L	21-Feb-18 21:48	1
PFDaA	ND	0.834	5.25	8.42		B8B0043	09-Feb-18	0.119 L	21-Feb-18 21:48	1
PFTDA	ND	0.520	5.25	8.42		B8B0043	09-Feb-18	0.119 L	21-Feb-18 21:48	1
PFTeDA	ND	0.795	5.25	8.42		B8B0043	09-Feb-18	0.119 L	21-Feb-18 21:48	1

Labeled Standards	Type	% Recovery	Limits	Qualifiers	Batch	Extracted	Samp Size	Analyzed	Dilution
13C3-PFBS	IS	123	50 - 150		B8B0043	09-Feb-18	0.119 L	21-Feb-18 21:48	1
13C2-PFHxA	IS	93.0	50 - 150		B8B0043	09-Feb-18	0.119 L	21-Feb-18 21:48	1
13C4-PFHpA	IS	99.8	50 - 150		B8B0043	09-Feb-18	0.119 L	21-Feb-18 21:48	1
18O2-PFHxS	IS	95.3	50 - 150		B8B0043	09-Feb-18	0.119 L	21-Feb-18 21:48	1
13C2-PFOA	IS	94.6	50 - 150		B8B0043	09-Feb-18	0.119 L	21-Feb-18 21:48	1
13C8-PFOS	IS	95.3	50 - 150		B8B0043	09-Feb-18	0.119 L	21-Feb-18 21:48	1
13C5-PFNA	IS	69.9	50 - 150		B8B0043	09-Feb-18	0.119 L	21-Feb-18 21:48	1
13C2-PFDA	IS	83.7	50 - 150		B8B0043	09-Feb-18	0.119 L	21-Feb-18 21:48	1
d3-MeFOSAA	IS	91.6	50 - 150		B8B0043	09-Feb-18	0.119 L	21-Feb-18 21:48	1
13C2-PFOA	IS	108	50 - 150		B8B0043	09-Feb-18	0.119 L	21-Feb-18 21:48	1
d5-EtFOSAA	IS	74.1	50 - 150		B8B0043	09-Feb-18	0.119 L	21-Feb-18 21:48	1
13C2-PFDaA	IS	78.6	50 - 150		B8B0043	09-Feb-18	0.119 L	21-Feb-18 21:48	1
13C2-PFTeDA	IS	101	50 - 150		B8B0043	09-Feb-18	0.119 L	21-Feb-18 21:48	1

DL - Detection Limit

LOD - Limit of Detection
LOQ - Limit of quantitation

LCL-UCL- Lower control limit - upper control limit
Results reported to the DL.

When reported, PFHxS, PFOA and PFOS include both linear and branched isomers.
Only the linear isomer is reported for all other analytes.

Sample ID: WI-AF-EB02-SO-0118

Modified EPA Method 537

Client Data					Laboratory Data					
Name:	CH2M Hill	Matrix:	Aqueous		Lab Sample:	1800269-04	Column:	BEH C18		
Project:	NAS WI- AULT FIELD	Date Collected:	07-Jan-18 13:05		Date Received:	07-Feb-18 10:29				
Location:	Equip Blank									

Analyte	Conc. (ng/L)	DL	LOD	LOQ	Qualifiers	Batch	Extracted	Samp Size	Analyzed	Dilution
PFBS	ND	2.43	6.80	10.9		B8B0043	09-Feb-18	0.0919 L	21-Feb-18 21:59	1
PFHxA	ND	2.97	6.80	10.9		B8B0043	09-Feb-18	0.0919 L	21-Feb-18 21:59	1
PFHpA	ND	0.804	6.80	10.9		B8B0043	09-Feb-18	0.0919 L	21-Feb-18 21:59	1
PFHxS	1.44	1.29	6.80	10.9	J	B8B0043	09-Feb-18	0.0919 L	21-Feb-18 21:59	1
PFOA	ND	0.886	6.80	10.9		B8B0043	09-Feb-18	0.0919 L	21-Feb-18 21:59	1
PFOS	ND	1.10	6.80	10.9		B8B0043	09-Feb-18	0.0919 L	21-Feb-18 21:59	1
PFNA	ND	1.10	6.80	10.9		B8B0043	09-Feb-18	0.0919 L	21-Feb-18 21:59	1
PFDA	ND	2.03	6.80	10.9		B8B0043	09-Feb-18	0.0919 L	21-Feb-18 21:59	1
MeFOSAA	ND	2.24	6.80	10.9		B8B0043	09-Feb-18	0.0919 L	21-Feb-18 21:59	1
PFUnA	ND	1.43	6.80	10.9		B8B0043	09-Feb-18	0.0919 L	21-Feb-18 21:59	1
EtFOSAA	ND	1.86	6.80	10.9		B8B0043	09-Feb-18	0.0919 L	21-Feb-18 21:59	1
PFDoA	ND	1.08	6.80	10.9		B8B0043	09-Feb-18	0.0919 L	21-Feb-18 21:59	1
PFTrDA	ND	0.672	6.80	10.9		B8B0043	09-Feb-18	0.0919 L	21-Feb-18 21:59	1
PFTeDA	ND	1.03	6.80	10.9		B8B0043	09-Feb-18	0.0919 L	21-Feb-18 21:59	1

Labeled Standards	Type	% Recovery	Limits	Qualifiers	Batch	Extracted	Samp Size	Analyzed	Dilution
13C3-PFBS	IS	118	50 - 150		B8B0043	09-Feb-18	0.0919 L	21-Feb-18 21:59	1
13C2-PFHxA	IS	104	50 - 150		B8B0043	09-Feb-18	0.0919 L	21-Feb-18 21:59	1
13C4-PFHpA	IS	108	50 - 150		B8B0043	09-Feb-18	0.0919 L	21-Feb-18 21:59	1
18O2-PFHxS	IS	92.9	50 - 150		B8B0043	09-Feb-18	0.0919 L	21-Feb-18 21:59	1
13C2-PFOA	IS	102	50 - 150		B8B0043	09-Feb-18	0.0919 L	21-Feb-18 21:59	1
13C8-PFOS	IS	99.2	50 - 150		B8B0043	09-Feb-18	0.0919 L	21-Feb-18 21:59	1
13C5-PFNA	IS	79.0	50 - 150		B8B0043	09-Feb-18	0.0919 L	21-Feb-18 21:59	1
13C2-PFDA	IS	87.5	50 - 150		B8B0043	09-Feb-18	0.0919 L	21-Feb-18 21:59	1
d3-MeFOSAA	IS	65.8	50 - 150		B8B0043	09-Feb-18	0.0919 L	21-Feb-18 21:59	1
13C2-PFUnA	IS	73.0	50 - 150		B8B0043	09-Feb-18	0.0919 L	21-Feb-18 21:59	1
d5-EtFOSAA	IS	84.8	50 - 150		B8B0043	09-Feb-18	0.0919 L	21-Feb-18 21:59	1
13C2-PFDoA	IS	66.6	50 - 150		B8B0043	09-Feb-18	0.0919 L	21-Feb-18 21:59	1
13C2-PFTeDA	IS	113	50 - 150		B8B0043	09-Feb-18	0.0919 L	21-Feb-18 21:59	1

DL - Detection Limit

LOD - Limit of Detection
LOQ - Limit of quantitation

LCL-UCL- Lower control limit - upper control limit
Results reported to the DL.

When reported, PFHxS, PFOA and PFOS include both linear and branched isomers.
Only the linear isomer is reported for all other analytes.

Sample ID: WI-AF-FB-011018

Modified EPA Method 537

Client Data				Laboratory Data			
Name:	CH2M Hill	Matrix:	Aqueous	Lab Sample:	1800269-05	Column:	BEH C18
Project:	NAS WI- AULT FIELD	Date Collected:	10-Jan-18 13:10	Date Received:	07-Feb-18 10:29		
Location:	SB613						

Analyte	Conc. (ng/L)	DL	LOD	LOQ	Qualifiers	Batch	Extracted	Samp Size	Analyzed	Dilution
PFBS	ND	1.89	5.30	8.46		B8B0043	09-Feb-18	0.118 L	21-Feb-18 22:11	1
PFHxA	ND	2.31	5.30	8.46		B8B0043	09-Feb-18	0.118 L	21-Feb-18 22:11	1
PFHpA	ND	0.625	5.30	8.46		B8B0043	09-Feb-18	0.118 L	21-Feb-18 22:11	1
PFHxS	ND	1.00	5.30	8.46		B8B0043	09-Feb-18	0.118 L	21-Feb-18 22:11	1
PFOA	ND	0.688	5.30	8.46		B8B0043	09-Feb-18	0.118 L	21-Feb-18 22:11	1
PFOS	ND	0.853	5.30	8.46		B8B0043	09-Feb-18	0.118 L	21-Feb-18 22:11	1
PFNA	ND	0.856	5.30	8.46		B8B0043	09-Feb-18	0.118 L	21-Feb-18 22:11	1
PFDA	ND	1.58	5.30	8.46		B8B0043	09-Feb-18	0.118 L	21-Feb-18 22:11	1
MeFOSAA	ND	1.74	5.30	8.46		B8B0043	09-Feb-18	0.118 L	21-Feb-18 22:11	1
PFUnA	ND	1.11	5.30	8.46		B8B0043	09-Feb-18	0.118 L	21-Feb-18 22:11	1
EtFOSAA	ND	1.45	5.30	8.46		B8B0043	09-Feb-18	0.118 L	21-Feb-18 22:11	1
PFDoA	ND	0.837	5.30	8.46		B8B0043	09-Feb-18	0.118 L	21-Feb-18 22:11	1
PFTrDA	ND	0.522	5.30	8.46		B8B0043	09-Feb-18	0.118 L	21-Feb-18 22:11	1
PFTeDA	ND	0.798	5.30	8.46		B8B0043	09-Feb-18	0.118 L	21-Feb-18 22:11	1

Labeled Standards	Type	% Recovery	Limits	Qualifiers	Batch	Extracted	Samp Size	Analyzed	Dilution
13C3-PFBS	IS	117	50 - 150		B8B0043	09-Feb-18	0.118 L	21-Feb-18 22:11	1
13C2-PFHxA	IS	95.2	50 - 150		B8B0043	09-Feb-18	0.118 L	21-Feb-18 22:11	1
13C4-PFHpA	IS	101	50 - 150		B8B0043	09-Feb-18	0.118 L	21-Feb-18 22:11	1
18O2-PFHxS	IS	102	50 - 150		B8B0043	09-Feb-18	0.118 L	21-Feb-18 22:11	1
13C2-PFOA	IS	102	50 - 150		B8B0043	09-Feb-18	0.118 L	21-Feb-18 22:11	1
13C8-PFOS	IS	82.8	50 - 150		B8B0043	09-Feb-18	0.118 L	21-Feb-18 22:11	1
13C5-PFNA	IS	88.9	50 - 150		B8B0043	09-Feb-18	0.118 L	21-Feb-18 22:11	1
13C2-PFDA	IS	73.2	50 - 150		B8B0043	09-Feb-18	0.118 L	21-Feb-18 22:11	1
d3-MeFOSAA	IS	78.5	50 - 150		B8B0043	09-Feb-18	0.118 L	21-Feb-18 22:11	1
13C2-PFUnA	IS	94.9	50 - 150		B8B0043	09-Feb-18	0.118 L	21-Feb-18 22:11	1
d5-EtFOSAA	IS	75.4	50 - 150		B8B0043	09-Feb-18	0.118 L	21-Feb-18 22:11	1
13C2-PFDoA	IS	85.5	50 - 150		B8B0043	09-Feb-18	0.118 L	21-Feb-18 22:11	1
13C2-PFTeDA	IS	140	50 - 150		B8B0043	09-Feb-18	0.118 L	21-Feb-18 22:11	1

DL - Detection Limit

LOD - Limit of Detection
LOQ - Limit of quantitation

LCL-UCL- Lower control limit - upper control limit
Results reported to the DL.

When reported, PFHxS, PFOA and PFOS include both linear and branched isomers.
Only the linear isomer is reported for all other analytes.

Sample ID: WI-AF-EB03-SO-0118

Modified EPA Method 537

Client Data				Laboratory Data			
Name:	CH2M Hill	Matrix:	Aqueous	Lab Sample:	1800269-06	Column:	BEH C18
Project:	NAS WI- AULT FIELD	Date Collected:	10-Jan-18 13:15	Date Received:	07-Feb-18 10:29		
Location:	SB613						

Analyte	Conc. (ng/L)	DL	LOD	LOQ	Qualifiers	Batch	Extracted	Samp Size	Analyzed	Dilution
PFBS	ND	1.88	5.25	8.40		B8B0043	09-Feb-18	0.119 L	21-Feb-18 22:22	1
PFHxA	ND	2.29	5.25	8.40		B8B0043	09-Feb-18	0.119 L	21-Feb-18 22:22	1
PFHpA	ND	0.621	5.25	8.40		B8B0043	09-Feb-18	0.119 L	21-Feb-18 22:22	1
PFHxS	ND	0.995	5.25	8.40		B8B0043	09-Feb-18	0.119 L	21-Feb-18 22:22	1
PFOA	ND	0.684	5.25	8.40		B8B0043	09-Feb-18	0.119 L	21-Feb-18 22:22	1
PFOS	ND	0.848	5.25	8.40		B8B0043	09-Feb-18	0.119 L	21-Feb-18 22:22	1
PFNA	ND	0.851	5.25	8.40		B8B0043	09-Feb-18	0.119 L	21-Feb-18 22:22	1
PFDA	ND	1.57	5.25	8.40		B8B0043	09-Feb-18	0.119 L	21-Feb-18 22:22	1
MeFOSAA	ND	1.73	5.25	8.40		B8B0043	09-Feb-18	0.119 L	21-Feb-18 22:22	1
PFUnA	ND	1.10	5.25	8.40		B8B0043	09-Feb-18	0.119 L	21-Feb-18 22:22	1
EtFOSAA	ND	1.44	5.25	8.40		B8B0043	09-Feb-18	0.119 L	21-Feb-18 22:22	1
PFDoA	ND	0.832	5.25	8.40		B8B0043	09-Feb-18	0.119 L	21-Feb-18 22:22	1
PFTrDA	ND	0.519	5.25	8.40		B8B0043	09-Feb-18	0.119 L	21-Feb-18 22:22	1
PFTeDA	ND	0.793	5.25	8.40		B8B0043	09-Feb-18	0.119 L	21-Feb-18 22:22	1

Labeled Standards	Type	% Recovery	Limits	Qualifiers	Batch	Extracted	Samp Size	Analyzed	Dilution
13C3-PFBS	IS	107	50 - 150		B8B0043	09-Feb-18	0.119 L	21-Feb-18 22:22	1
13C2-PFHxA	IS	93.2	50 - 150		B8B0043	09-Feb-18	0.119 L	21-Feb-18 22:22	1
13C4-PFHpA	IS	87.6	50 - 150		B8B0043	09-Feb-18	0.119 L	21-Feb-18 22:22	1
18O2-PFHxS	IS	96.0	50 - 150		B8B0043	09-Feb-18	0.119 L	21-Feb-18 22:22	1
13C2-PFOA	IS	104	50 - 150		B8B0043	09-Feb-18	0.119 L	21-Feb-18 22:22	1
13C8-PFOS	IS	81.1	50 - 150		B8B0043	09-Feb-18	0.119 L	21-Feb-18 22:22	1
13C5-PFNA	IS	86.7	50 - 150		B8B0043	09-Feb-18	0.119 L	21-Feb-18 22:22	1
13C2-PFDA	IS	87.7	50 - 150		B8B0043	09-Feb-18	0.119 L	21-Feb-18 22:22	1
d3-MeFOSAA	IS	71.6	50 - 150		B8B0043	09-Feb-18	0.119 L	21-Feb-18 22:22	1
13C2-PFUnA	IS	77.5	50 - 150		B8B0043	09-Feb-18	0.119 L	21-Feb-18 22:22	1
d5-EtFOSAA	IS	74.6	50 - 150		B8B0043	09-Feb-18	0.119 L	21-Feb-18 22:22	1
13C2-PFDoA	IS	75.3	50 - 150		B8B0043	09-Feb-18	0.119 L	21-Feb-18 22:22	1
13C2-PFTeDA	IS	106	50 - 150		B8B0043	09-Feb-18	0.119 L	21-Feb-18 22:22	1

DL - Detection Limit

LOD - Limit of Detection
LOQ - Limit of quantitation

LCL-UCL- Lower control limit - upper control limit
Results reported to the DL.

When reported, PFHxS, PFOA and PFOS include both linear and branched isomers.
Only the linear isomer is reported for all other analytes.

Sample ID: WI-AF-FB-011218

Modified EPA Method 537

Client Data				Laboratory Data			
Name:	CH2M Hill	Matrix:	Aqueous	Lab Sample:	1800269-07	Column:	BEH C18
Project:	NAS WI- AULT FIELD	Date Collected:	12-Jan-18 16:00	Date Received:	07-Feb-18 10:29		
Location:	SB607						

Analyte	Conc. (ng/L)	DL	LOD	LOQ	Qualifiers	Batch	Extracted	Samp Size	Analyzed	Dilution
PFBS	ND	1.88	5.25	8.41		B8B0043	09-Feb-18	0.119 L	21-Feb-18 22:34	1
PFHxA	ND	2.29	5.25	8.41		B8B0043	09-Feb-18	0.119 L	21-Feb-18 22:34	1
PFHpA	ND	0.622	5.25	8.41		B8B0043	09-Feb-18	0.119 L	21-Feb-18 22:34	1
PFHxS	ND	0.996	5.25	8.41		B8B0043	09-Feb-18	0.119 L	21-Feb-18 22:34	1
PFOA	ND	0.685	5.25	8.41		B8B0043	09-Feb-18	0.119 L	21-Feb-18 22:34	1
PFOS	ND	0.849	5.25	8.41		B8B0043	09-Feb-18	0.119 L	21-Feb-18 22:34	1
PFNA	ND	0.852	5.25	8.41		B8B0043	09-Feb-18	0.119 L	21-Feb-18 22:34	1
PFDA	ND	1.57	5.25	8.41		B8B0043	09-Feb-18	0.119 L	21-Feb-18 22:34	1
MeFOSAA	ND	1.74	5.25	8.41		B8B0043	09-Feb-18	0.119 L	21-Feb-18 22:34	1
PFUnA	ND	1.10	5.25	8.41		B8B0043	09-Feb-18	0.119 L	21-Feb-18 22:34	1
EtFOSAA	ND	1.44	5.25	8.41		B8B0043	09-Feb-18	0.119 L	21-Feb-18 22:34	1
PFDoA	ND	0.833	5.25	8.41		B8B0043	09-Feb-18	0.119 L	21-Feb-18 22:34	1
PFTrDA	ND	0.520	5.25	8.41		B8B0043	09-Feb-18	0.119 L	21-Feb-18 22:34	1
PFTeDA	ND	0.794	5.25	8.41		B8B0043	09-Feb-18	0.119 L	21-Feb-18 22:34	1

Labeled Standards	Type	% Recovery	Limits	Qualifiers	Batch	Extracted	Samp Size	Analyzed	Dilution
13C3-PFBS	IS	117	50 - 150		B8B0043	09-Feb-18	0.119 L	21-Feb-18 22:34	1
13C2-PFHxA	IS	93.4	50 - 150		B8B0043	09-Feb-18	0.119 L	21-Feb-18 22:34	1
13C4-PFHpA	IS	103	50 - 150		B8B0043	09-Feb-18	0.119 L	21-Feb-18 22:34	1
18O2-PFHxS	IS	102	50 - 150		B8B0043	09-Feb-18	0.119 L	21-Feb-18 22:34	1
13C2-PFOA	IS	95.4	50 - 150		B8B0043	09-Feb-18	0.119 L	21-Feb-18 22:34	1
13C8-PFOS	IS	109	50 - 150		B8B0043	09-Feb-18	0.119 L	21-Feb-18 22:34	1
13C5-PFNA	IS	82.7	50 - 150		B8B0043	09-Feb-18	0.119 L	21-Feb-18 22:34	1
13C2-PFDA	IS	76.6	50 - 150		B8B0043	09-Feb-18	0.119 L	21-Feb-18 22:34	1
d3-MeFOSAA	IS	71.4	50 - 150		B8B0043	09-Feb-18	0.119 L	21-Feb-18 22:34	1
13C2-PFUnA	IS	71.3	50 - 150		B8B0043	09-Feb-18	0.119 L	21-Feb-18 22:34	1
d5-EtFOSAA	IS	80.9	50 - 150		B8B0043	09-Feb-18	0.119 L	21-Feb-18 22:34	1
13C2-PFDoA	IS	79.8	50 - 150		B8B0043	09-Feb-18	0.119 L	21-Feb-18 22:34	1
13C2-PFTeDA	IS	92.8	50 - 150		B8B0043	09-Feb-18	0.119 L	21-Feb-18 22:34	1

DL - Detection Limit

LOD - Limit of Detection
LOQ - Limit of quantitation

LCL-UCL- Lower control limit - upper control limit
Results reported to the DL.

When reported, PFHxS, PFOA and PFOS include both linear and branched isomers.
Only the linear isomer is reported for all other analytes.

Sample ID: WI-AF-EB04-SO-0118

Modified EPA Method 537

Client Data				Laboratory Data			
Name:	CH2M Hill	Matrix:	Aqueous	Lab Sample:	1800269-08	Column:	BEH C18
Project:	NAS WI- AULT FIELD	Date Collected:	12-Jan-18 16:05	Date Received:	07-Feb-18 10:29		
Location:	SB607						

Analyte	Conc. (ng/L)	DL	LOD	LOQ	Qualifiers	Batch	Extracted	Samp Size	Analyzed	Dilution
PFBS	ND	2.00	5.58	8.92		B8B0043	09-Feb-18	0.112 L	21-Feb-18 22:45	1
PFHxA	ND	2.43	5.58	8.92		B8B0043	09-Feb-18	0.112 L	21-Feb-18 22:45	1
PFHpA	ND	0.659	5.58	8.92		B8B0043	09-Feb-18	0.112 L	21-Feb-18 22:45	1
PFHxS	ND	1.06	5.58	8.92		B8B0043	09-Feb-18	0.112 L	21-Feb-18 22:45	1
PFOA	ND	0.726	5.58	8.92		B8B0043	09-Feb-18	0.112 L	21-Feb-18 22:45	1
PFOS	ND	0.900	5.58	8.92		B8B0043	09-Feb-18	0.112 L	21-Feb-18 22:45	1
PFNA	ND	0.903	5.58	8.92		B8B0043	09-Feb-18	0.112 L	21-Feb-18 22:45	1
PFDA	ND	1.66	5.58	8.92		B8B0043	09-Feb-18	0.112 L	21-Feb-18 22:45	1
MeFOSAA	ND	1.84	5.58	8.92		B8B0043	09-Feb-18	0.112 L	21-Feb-18 22:45	1
PFUnA	ND	1.17	5.58	8.92		B8B0043	09-Feb-18	0.112 L	21-Feb-18 22:45	1
EtFOSAA	ND	1.53	5.58	8.92		B8B0043	09-Feb-18	0.112 L	21-Feb-18 22:45	1
PFDoA	ND	0.883	5.58	8.92		B8B0043	09-Feb-18	0.112 L	21-Feb-18 22:45	1
PFTrDA	ND	0.551	5.58	8.92		B8B0043	09-Feb-18	0.112 L	21-Feb-18 22:45	1
PFTeDA	ND	0.842	5.58	8.92		B8B0043	09-Feb-18	0.112 L	21-Feb-18 22:45	1

Labeled Standards	Type	% Recovery	Limits	Qualifiers	Batch	Extracted	Samp Size	Analyzed	Dilution
13C3-PFBS	IS	122	50 - 150		B8B0043	09-Feb-18	0.112 L	21-Feb-18 22:45	1
13C2-PFHxA	IS	102	50 - 150		B8B0043	09-Feb-18	0.112 L	21-Feb-18 22:45	1
13C4-PFHpA	IS	99.6	50 - 150		B8B0043	09-Feb-18	0.112 L	21-Feb-18 22:45	1
18O2-PFHxS	IS	99.4	50 - 150		B8B0043	09-Feb-18	0.112 L	21-Feb-18 22:45	1
13C2-PFOA	IS	92.2	50 - 150		B8B0043	09-Feb-18	0.112 L	21-Feb-18 22:45	1
13C8-PFOS	IS	88.2	50 - 150		B8B0043	09-Feb-18	0.112 L	21-Feb-18 22:45	1
13C5-PFNA	IS	86.3	50 - 150		B8B0043	09-Feb-18	0.112 L	21-Feb-18 22:45	1
13C2-PFDA	IS	74.3	50 - 150		B8B0043	09-Feb-18	0.112 L	21-Feb-18 22:45	1
d3-MeFOSAA	IS	57.8	50 - 150		B8B0043	09-Feb-18	0.112 L	21-Feb-18 22:45	1
13C2-PFUnA	IS	65.0	50 - 150		B8B0043	09-Feb-18	0.112 L	21-Feb-18 22:45	1
d5-EtFOSAA	IS	59.8	50 - 150		B8B0043	09-Feb-18	0.112 L	21-Feb-18 22:45	1
13C2-PFDoA	IS	65.8	50 - 150		B8B0043	09-Feb-18	0.112 L	21-Feb-18 22:45	1
13C2-PFTeDA	IS	78.7	50 - 150		B8B0043	09-Feb-18	0.112 L	21-Feb-18 22:45	1

DL - Detection Limit

LOD - Limit of Detection
LOQ - Limit of quantitation

LCL-UCL- Lower control limit - upper control limit
Results reported to the DL.

When reported, PFHxS, PFOA and PFOS include both linear and branched isomers.
Only the linear isomer is reported for all other analytes.

Sample ID: WI-AF-FB-012618

Modified EPA Method 537

Client Data				Laboratory Data			
Name:	CH2M Hill	Matrix:	Aqueous	Lab Sample:	1800269-09	Column:	BEH C18
Project:	NAS WI- AULT FIELD	Date Collected:	26-Jan-18 15:40	Date Received:	07-Feb-18 10:29		
Location:	SB610						

Analyte	Conc. (ng/L)	DL	LOD	LOQ	Qualifiers	Batch	Extracted	Samp Size	Analyzed	Dilution
PFBS	ND	1.88	5.25	8.41		B8B0043	09-Feb-18	0.119 L	21-Feb-18 22:57	1
PFHxA	ND	2.29	5.25	8.41		B8B0043	09-Feb-18	0.119 L	21-Feb-18 22:57	1
PFHpA	ND	0.621	5.25	8.41		B8B0043	09-Feb-18	0.119 L	21-Feb-18 22:57	1
PFHxS	ND	0.996	5.25	8.41		B8B0043	09-Feb-18	0.119 L	21-Feb-18 22:57	1
PFOA	0.725	0.684	5.25	8.41	J	B8B0043	09-Feb-18	0.119 L	21-Feb-18 22:57	1
PFOS	ND	0.848	5.25	8.41		B8B0043	09-Feb-18	0.119 L	21-Feb-18 22:57	1
PFNA	ND	0.851	5.25	8.41		B8B0043	09-Feb-18	0.119 L	21-Feb-18 22:57	1
PFDA	ND	1.57	5.25	8.41		B8B0043	09-Feb-18	0.119 L	21-Feb-18 22:57	1
MeFOSAA	ND	1.73	5.25	8.41		B8B0043	09-Feb-18	0.119 L	21-Feb-18 22:57	1
PFUnA	ND	1.10	5.25	8.41		B8B0043	09-Feb-18	0.119 L	21-Feb-18 22:57	1
EtFOSAA	ND	1.44	5.25	8.41		B8B0043	09-Feb-18	0.119 L	21-Feb-18 22:57	1
PFDoA	ND	0.833	5.25	8.41		B8B0043	09-Feb-18	0.119 L	21-Feb-18 22:57	1
PFTrDA	ND	0.519	5.25	8.41		B8B0043	09-Feb-18	0.119 L	21-Feb-18 22:57	1
PFTeDA	ND	0.794	5.25	8.41		B8B0043	09-Feb-18	0.119 L	21-Feb-18 22:57	1

Labeled Standards	Type	% Recovery	Limits	Qualifiers	Batch	Extracted	Samp Size	Analyzed	Dilution
13C3-PFBS	IS	123	50 - 150		B8B0043	09-Feb-18	0.119 L	21-Feb-18 22:57	1
13C2-PFHxA	IS	99.3	50 - 150		B8B0043	09-Feb-18	0.119 L	21-Feb-18 22:57	1
13C4-PFHpA	IS	97.1	50 - 150		B8B0043	09-Feb-18	0.119 L	21-Feb-18 22:57	1
18O2-PFHxS	IS	113	50 - 150		B8B0043	09-Feb-18	0.119 L	21-Feb-18 22:57	1
13C2-PFOA	IS	96.6	50 - 150		B8B0043	09-Feb-18	0.119 L	21-Feb-18 22:57	1
13C8-PFOS	IS	97.6	50 - 150		B8B0043	09-Feb-18	0.119 L	21-Feb-18 22:57	1
13C5-PFNA	IS	93.8	50 - 150		B8B0043	09-Feb-18	0.119 L	21-Feb-18 22:57	1
13C2-PFDA	IS	74.2	50 - 150		B8B0043	09-Feb-18	0.119 L	21-Feb-18 22:57	1
d3-MeFOSAA	IS	70.2	50 - 150		B8B0043	09-Feb-18	0.119 L	21-Feb-18 22:57	1
13C2-PFUnA	IS	63.4	50 - 150		B8B0043	09-Feb-18	0.119 L	21-Feb-18 22:57	1
d5-EtFOSAA	IS	68.9	50 - 150		B8B0043	09-Feb-18	0.119 L	21-Feb-18 22:57	1
13C2-PFDoA	IS	73.2	50 - 150		B8B0043	09-Feb-18	0.119 L	21-Feb-18 22:57	1
13C2-PFTeDA	IS	105	50 - 150		B8B0043	09-Feb-18	0.119 L	21-Feb-18 22:57	1

DL - Detection Limit

LOD - Limit of Detection
LOQ - Limit of quantitation

LCL-UCL- Lower control limit - upper control limit
Results reported to the DL.

When reported, PFHxS, PFOA and PFOS include both linear and branched isomers.
Only the linear isomer is reported for all other analytes.

Sample ID: WI-AF-EB10-0118

Modified EPA Method 537

Client Data				Laboratory Data			
Name:	CH2M Hill	Matrix:	Aqueous	Lab Sample:	1800269-10	Column:	BEH C18
Project:	NAS WI- AULT FIELD	Date Collected:	26-Jan-18 15:55	Date Received:	07-Feb-18 10:29		
Location:	SB610						

Analyte	Conc. (ng/L)	DL	LOD	LOQ	Qualifiers	Batch	Extracted	Samp Size	Analyzed	Dilution
PFBS	ND	1.85	5.17	8.26		B8B0043	09-Feb-18	0.121 L	21-Feb-18 23:08	1
PFHxA	ND	2.25	5.17	8.26		B8B0043	09-Feb-18	0.121 L	21-Feb-18 23:08	1
PFHpA	ND	0.610	5.17	8.26		B8B0043	09-Feb-18	0.121 L	21-Feb-18 23:08	1
PFHxS	ND	0.978	5.17	8.26		B8B0043	09-Feb-18	0.121 L	21-Feb-18 23:08	1
PFOA	ND	0.672	5.17	8.26		B8B0043	09-Feb-18	0.121 L	21-Feb-18 23:08	1
PFOS	ND	0.833	5.17	8.26		B8B0043	09-Feb-18	0.121 L	21-Feb-18 23:08	1
PFNA	ND	0.836	5.17	8.26		B8B0043	09-Feb-18	0.121 L	21-Feb-18 23:08	1
PFDA	ND	1.54	5.17	8.26		B8B0043	09-Feb-18	0.121 L	21-Feb-18 23:08	1
MeFOSAA	ND	1.70	5.17	8.26		B8B0043	09-Feb-18	0.121 L	21-Feb-18 23:08	1
PFUnA	ND	1.08	5.17	8.26		B8B0043	09-Feb-18	0.121 L	21-Feb-18 23:08	1
EtFOSAA	ND	1.41	5.17	8.26		B8B0043	09-Feb-18	0.121 L	21-Feb-18 23:08	1
PFDoA	ND	0.818	5.17	8.26		B8B0043	09-Feb-18	0.121 L	21-Feb-18 23:08	1
PFTrDA	ND	0.510	5.17	8.26		B8B0043	09-Feb-18	0.121 L	21-Feb-18 23:08	1
PFTeDA	ND	0.780	5.17	8.26		B8B0043	09-Feb-18	0.121 L	21-Feb-18 23:08	1

Labeled Standards	Type	% Recovery	Limits	Qualifiers	Batch	Extracted	Samp Size	Analyzed	Dilution
13C3-PFBS	IS	112	50 - 150		B8B0043	09-Feb-18	0.121 L	21-Feb-18 23:08	1
13C2-PFHxA	IS	90.9	50 - 150		B8B0043	09-Feb-18	0.121 L	21-Feb-18 23:08	1
13C4-PFHpA	IS	98.8	50 - 150		B8B0043	09-Feb-18	0.121 L	21-Feb-18 23:08	1
18O2-PFHxS	IS	86.8	50 - 150		B8B0043	09-Feb-18	0.121 L	21-Feb-18 23:08	1
13C2-PFOA	IS	107	50 - 150		B8B0043	09-Feb-18	0.121 L	21-Feb-18 23:08	1
13C8-PFOS	IS	84.3	50 - 150		B8B0043	09-Feb-18	0.121 L	21-Feb-18 23:08	1
13C5-PFNA	IS	98.5	50 - 150		B8B0043	09-Feb-18	0.121 L	21-Feb-18 23:08	1
13C2-PFDA	IS	77.4	50 - 150		B8B0043	09-Feb-18	0.121 L	21-Feb-18 23:08	1
d3-MeFOSAA	IS	68.8	50 - 150		B8B0043	09-Feb-18	0.121 L	21-Feb-18 23:08	1
13C2-PFUnA	IS	74.8	50 - 150		B8B0043	09-Feb-18	0.121 L	21-Feb-18 23:08	1
d5-EtFOSAA	IS	80.2	50 - 150		B8B0043	09-Feb-18	0.121 L	21-Feb-18 23:08	1
13C2-PFDoA	IS	69.2	50 - 150		B8B0043	09-Feb-18	0.121 L	21-Feb-18 23:08	1
13C2-PFTeDA	IS	88.1	50 - 150		B8B0043	09-Feb-18	0.121 L	21-Feb-18 23:08	1

DL - Detection Limit

LOD - Limit of Detection
LOQ - Limit of quantitation

LCL-UCL- Lower control limit - upper control limit
Results reported to the DL.

When reported, PFHxS, PFOA and PFOS include both linear and branched isomers.
Only the linear isomer is reported for all other analytes.

DATA QUALIFIERS & ABBREVIATIONS

B	This compound was also detected in the method blank.
D	Dilution
E	The associated compound concentration exceeded the calibration range of the instrument.
H	Recovery and/or RPD was outside laboratory acceptance limits.
I	Chemical Interference
J	The amount detected is below the Reporting Limit/LOQ.
M	Estimated Maximum Possible Concentration. (CA Region 2 projects only)
*	See Cover Letter
Conc.	Concentration
NA	Not applicable
ND	Not Detected
TEQ	Toxic Equivalency
U	Not Detected (specific projects only)

Unless otherwise noted, solid sample results are reported in dry weight. Tissue samples are reported in wet weight.

CERTIFICATIONS

Accrediting Authority	Certificate Number
Alaska Department of Environmental Conservation	17-013
Arkansas Department of Environmental Quality	17-015-0
California Department of Health – ELAP	2892
DoD ELAP - A2LA Accredited - ISO/IEC 17025:2005	3091.01
Florida Department of Health	E87777-18
Hawaii Department of Health	N/A
Louisiana Department of Environmental Quality	01977
Maine Department of Health	2016026
Minnesota Department of Health	1322288
New Hampshire Environmental Accreditation Program	207717
New Jersey Department of Environmental Protection	CA003
New York Department of Health	11411
Oregon Laboratory Accreditation Program	4042-008
Pennsylvania Department of Environmental Protection	014
Texas Commission on Environmental Quality	T104704189-17-8
Virginia Department of General Services	9077
Washington Department of Ecology	C584
Wisconsin Department of Natural Resources	998036160

Current certificates and lists of licensed parameters are located in the Quality Assurance office and are available upon request.



CHAIN OF CUSTODY

For Laboratory Use Only
 Work Order #: 1800269 Temp: 0.5 °C
 Storage ID: WR-2 Storage Secured: Yes No

Project ID: NAS WI - AULT FIELD PO#: _____ Sampler: MORGAN BRUNO (name)

TAT (check one): 21 days 14 days 7 days Specify: _____
 Rush (surcharge may apply) 14 days 7 days
 State _____ Ph# _____ Fax# _____

Invoice to: Name _____ Company CH2M Address _____ City _____ State _____

Relinquished by (printed name and signature)	Date	Time	Received by (printed name and signature)	Date	Time
<u>Morgan Bruno</u>					
<u>Rachel Clemon</u>	<u>2/6/18</u>	<u>1300</u>	<u>B. Benedict</u>	<u>02/07/18</u>	<u>1047</u>

SHIP TO: Vista Analytical Laboratory
 1104 Windfield Way
 El Dorado Hills, CA 95762
 (916) 673-1520 * Fax (916) 673-0106

Method of Shipment: Fedex
 Tracking No.: _____

Add Analysis(es) Requested: _____
 Container(s): _____

Mod. EPA Method 537
 EPA Method 537(DW only)

Sample ID	Date	Time	Location/Sample Description	Quantity	Type	Matrix	PFOM/PFOS	UCMR3 PFAS List: 6	537 List: 14	Full List of 26	Other: Please List Below	PFOM/PFOS	UCMR3 PFAS List: 6	537 List: 14	Comments
<u>WI-AF-FB-010518</u>	<u>1/5/18</u>	<u>1010</u>	<u>Reagent Blank</u>	<u>2</u>	<u>P</u>	<u>AQ</u>			<u>X</u>						
<u>WI-AF-EB-0110</u>	<u>1/5/18</u>	<u>1230</u>	<u>Equip Blank</u>	<u>2</u>	<u>P</u>	<u>AQ</u>			<u>X</u>						
<u>WI-AF-SB614-0101-0118</u>	<u>1/5/18</u>	<u>0915</u>	<u>SB-614</u>	<u>1</u>	<u>PS</u>	<u>SO</u>			<u>X</u>				<u>X</u>		
<u>WI-AF-SB614-0102-0118</u>	<u>1/5/18</u>	<u>0910</u>	<u>SB-614</u>	<u>1</u>	<u>PS</u>	<u>SO</u>			<u>X</u>				<u>X</u>		
<u>WI-AF-SB614-0102-0118</u>	<u>1/5/18</u>	<u>0920</u>	<u>SB-614</u>	<u>1</u>	<u>PS</u>	<u>SO</u>			<u>X</u>				<u>X</u>		
<u>WI-AF-FB-010718</u>	<u>1/7/18</u>	<u>1250</u>	<u>Reagent blank</u>	<u>2</u>	<u>P</u>	<u>AQ</u>			<u>X</u>						
<u>WI-AF-EB-0110</u>	<u>1/7/18</u>	<u>1305</u>	<u>Equip blank</u>	<u>2</u>	<u>P</u>	<u>AQ</u>			<u>X</u>						
<u>WI-AF-SB612-0101-0118</u>	<u>1/7/18</u>	<u>0855</u>	<u>SB-612</u>	<u>1</u>	<u>PS</u>	<u>SO</u>			<u>X</u>				<u>X</u>		
<u>WI-AF-SB612-0104-0118</u>	<u>1/7/18</u>	<u>0900</u>	<u>SB-612</u>	<u>1</u>	<u>PS</u>	<u>SO</u>			<u>X</u>				<u>X</u>		
<u>WI-AF-SB612-0105-0118</u>	<u>1/7/18</u>	<u>0920</u>	<u>SB-612</u>	<u>1</u>	<u>PS</u>	<u>SO</u>			<u>X</u>				<u>X</u>		

Special Instructions/Comments: _____

SEND DOCUMENTATION AND RESULTS TO:

Name: TIFFANY HILL
 Company: CH2M
 Address: 1100 NG ARCADE BLVD STE 3000
 City: CORVALLIS State: OR Zip: 97330
 Phone: 541-768-3149 Fax: _____
 Email: TIFFANY.HILL@CH2M.COM

Container Types: P= HDPE, PJ= HDPE Jar
 Bottle Preservation Type: T = Thiosulfate, TZ = Trizma:
 Matrix Types: AQ = Aqueous, DW = Drinking Water, EF = Effluent, PP = Pulp/Paper, SD = Sediment, SL = Sludge, SO = Soil, WW = Wastewater, B = Blood/Serum, O = Other:



EXACT COPY OF THE ORIGINAL

INIT WAS 02/07/18

COLLECT #1

CHAIN OF CUSTODY

Page 2 of 4

For Laboratory Use Only
 Work Order #: 1800269 Temp: 0.5 °C
 Storage ID: WR-2 Storage Secured: Yes No

Project ID: NAS W1 - AULT FIELD PO#: _____ Sampler: Morgan Bruno (name)

TAT Standard: 21 days
 (check one): Rush (surcharge may apply) 14 days 7 days Specify: _____
 State _____ Ph# _____ Fax# _____

Invoice to: Name CH2M Company _____ Address _____ City _____ State _____

Relinquished by (printed name and signature) _____ Date _____ Time _____ Received by (printed name and signature) _____ Date _____ Time _____

Relinquished by (printed name and signature) Morgan Bruno Date _____ Time _____ Received by (printed name and signature) B. Benedict Date 02/07/18 Time 1047

SHIP TO: Vista Analytical Laboratory
 1104 Windfield Way
 El Dorado Hills, CA 95762
 (916) 673-1520 * Fax (916) 673-0106

Method of Shipment: FedEx
 Tracking No.: _____

ATTN: _____

Add Analysis(es) Requested: _____
 Container(s): _____
 Mod. EPA Method 537
 EPA Method 537(DW only)

Sample ID	Date	Time	Location/Sample Description	Add Analysis(es) Requested							Comments					
				Quantity	Type	Matrix	PFDA/ PFOS	UCMR3 PFAS List:6	537 List: 14	Full List of 26	Other: Please List Below	PFDA/ PFOS	UCMR3 PFAS List:6	PFAS List: 14		
11-AF-SB612-04.505.5-0118MS	1/7/18	0920	SB612	1	P	SO			X							
W1-AF-SB612-04.505.5-0118SD	1/7/18	0920	SB612	1	P	SO			X							
W1-AF-SB612-6B70-0118	1/7/18	1300	SB612	1	P	SO			X							
11-AF-SB613-0400.5-0118	1/10/18	1155	SB613	1	P	SO			X							
11-AF-SB613-01.502-0118	1/10/18	1200	SB613	1	P	SO			X							
W1-AF-SB613-03.504.5-0118	1/10/18	1210	SB613	1	P	SO			X							
11-AF-SB613-5057.5-0118	1/10/18	1515	SB613	1	P	SO			X							
11-AF-FB-011018	1/10/18	1310	SB613	2	P	AQ			X							
W1-AF-EB03-50-0118	1/10/18	1315	SB613	2	P	AQ			X							
11-AF-SB607-0005-0118	1/12/18	1520	SB607	1	P	SO			X							

Special Instructions/Comments: _____

SEND DOCUMENTATION AND RESULTS TO:

Name: Tiffany Hill
 Company: CH2M
 Address: 1100 NG CIRCLE BLVD STE 300
 City: ORVALLS State: OR Zip: 97330
 Phone: 541-768-3109 Fax: _____
 Email: TIFFANY.HILL@CH2M.COM

Container Types: P= HDPE, PJ= HDPE Jar
 Bottle Preservation Type: T = Thiosulfate, Matrix Types: AQ = Aqueous, DW = Drinking Water, EF = Effluent, PP = Pulp/Paper, SD = Sediment, O = Other; TZ = Trizma; SL = Sludge, SO = Soil, WW = Wastewater, B = Blood/Serum, O = Other.

EXACT COPY OF THE ORIGINAL

INIT WWS 02/07/18

code # 1

Pg 3 of 4



CHAIN OF CUSTODY

For Laboratory Use Only
 Work Order #: 1800269 Temp: 0.5 °C
 Storage ID: WR-2 Storage Secured: Yes No

Project ID: NAS WI - AULT FIELD PO#: _____ Sampler: MORGAN BRUNO (name)

TAT (check one): 21 days 7 days Specify: _____
 14 days

Invoice to: Name CH2M Company _____ Address _____ City _____ State _____ Ph# _____ Fax# _____

Relinquished by (printed name and signature) _____ Date _____ Time _____ Received by (printed name and signature) _____ Date _____ Time _____

Relinquished by (printed name and signature) Morgan Bruno Date _____ Time _____ Received by (printed name and signature) Rachel Clanner Date 2/6/18 Time 1300 Received by (printed name and signature) B. Benedict Date 02/07/18 Time 1046

SHIP TO: Vista Analytical Laboratory
 1104 Windfield Way
 El Dorado Hills, CA 95762
 (916) 673-1520 * Fax (916) 673-0106
 Method of Shipment: _____
 Tracking No.: _____
 ATTN: _____

Sample ID	Date	Time	Location/Sample Description	Add Analysis(es) Requested							EPA Method 537(DW only)	Comments	
				Quantity	Type	Matrix	PFAS List: 14	Full List of 26	Other: Please List Below	PFAS List: 14			
WI-AF-SB607-0405-0110	1/12/18	1525	SB607	1	PS	SU		X					
WI-AF-SB607-0403-0110	1/12/18	1530	SB607	1	PS	SU		X					
WI-AF-SB607-0405-0110	1/12/18	1545	SB607	1	PS	SU		X					
WI-AF-SB607-1011-0110	1/12/18	1555	SB607	1	PS	SU		X					
WI-AF-FB-011210	1/12/18	1600	SB607	2	PS	AQ		X					
WI-AF-EB04-SO-0110	1/12/18	1605	SB607	2	PS	AQ		X					

Special Instructions/Comments: _____

SEND DOCUMENTATION AND RESULTS TO:

Name: TIFFANY HILL
 Company: CH2M
 Address: 1100 NE CIRCLE BLVD STE 300
 City: CORVALLIS State: OR Zip: 97330
 Phone: 541-768-3109 Fax: _____
 Email: TIFFANY.HILL@CH2M.COM

Container Types: P= HDPE, PJ= HDPE Jar Bottle Preservation Type: T = Thiosulfate, TZ = Trizma: _____
 O = Other: _____ Matrix Types: AQ = Aqueous, DW = Drinking Water, EF = Effluent, PP = Pulp/Paper, SD = Sediment, SL = Sludge, SO = Soil, WW = Wastewater, B = Blood/Serum, O = Other: _____



EXACT COPY OF THE ORIGINAL

INIT WWS 02/07/18

Location #1

Page 4 of 4

CHAIN OF CUSTODY

For Laboratory Use Only
 Work Order #: 1800269 Temp: 0.5 °C
 Storage ID: WR-2 Storage Secured: Yes No

Project ID: NAS WI - AULT FIELD PO#: _____ Sampler: MORGAN BRUND
 (name)

TAT Standard: 21 days
 (check one): Rush (surcharge may apply)
 14 days 7 days Specify: _____

Invoice to: Name _____ Company _____ Address _____ City _____ State _____ Ph# _____ Fax# _____

Relinquished by (printed name and signature) _____ Date _____ Time _____ Received by (printed name and signature) _____ Date _____ Time _____

Relinquished by (printed name and signature) MORGAN BRUND my ir Date _____ Time _____ Received by (printed name and signature) _____ Date _____ Time _____
Rachael Clannan 2/6/18 1300 Benedict 10/18/18 1046

SHIP TO: Vista Analytical Laboratory
 1104 Windfield Way
 El Dorado Hills, CA 95762
 (916) 673-1520 * Fax (916) 673-0106
 Method of Shipment: _____
 ATTN: _____ Tracking No.: _____

Add Analysis(es) Requested		Mod. EPA Method 537	EPA Method 537(DW only)	Comments						
Container(s)										
Quantity	Type	Matrix	PFOS/PFOA	UCMR3 PFAS List: 6	537 List: 14	Full List of 28	Other, Please List Below	PFOS/PFOA	UCMR3 PFAS List: 6	PFAS List: 14

Sample ID	Date	Time	Location/Sample Description	Quantity	Type	Matrix	PFOS/PFOA	UCMR3 PFAS List: 6	537 List: 14	Full List of 28	Other, Please List Below	PFOS/PFOA	UCMR3 PFAS List: 6	PFAS List: 14	Comments
WI-AF-EB-012618	1/26/18	1540	SB610	2	P	AQ									
WI-AF-EB10-0118	1/26/18	1555	SB610	2	P	AQ									
WI-AF-SB610-3940-18	1/26/18	1545	SB610	1	P	SO									
WI-AF-SB610-3940-0118	1/26/18	1550	SB610	1	P	SO									

Special Instructions/Comments: _____

SEND DOCUMENTATION AND RESULTS TO:

Name: TIFFANY HILL
 Company: CH2M
 Address: 1100 NE CIRCLE BLVD STE 300
 City: CORVALLIS State: OR Zip: 97330
 Phone: 541-768-3109 Fax: _____
 Email: TIFFANY.HILL@CH2M.COM

Container Types: P= HDPE, PJ= HDPE Jar Bottle Preservation Type: T = Thiosulfate, TZ = Trizma: _____
 Matrix Types: AQ = Aqueous, DW = Drinking Water, EF = Effluent, PP = Pulp/Paper, SD = Sediment, SL = Sludge, SO = Soil, WW = Wastewater, B = Blood/Serum, O = Other: _____

Sample Log-in Checklist

 EXACT COPY OF THE ORIGINAL
 INIT WWS 02/07/18

 Vista Work Order #: 1800269 TAT 7 day

Samples Arrival:	Date/Time: 02/07/18 1029	Initials: MSB	Location: WR-2
			Shelf/Rack: NA
Logged In:	Date/Time: 02/07/18 1321	Initials: WWS <i>MSB</i>	Location: WR-2
			Shelf/Rack: E-4
Delivered By:	<input checked="" type="checkbox"/> FedEx	<input type="checkbox"/> UPS	<input type="checkbox"/> On Trac
		<input type="checkbox"/> GSO	<input type="checkbox"/> DHL
		<input type="checkbox"/> Hand Delivered	<input type="checkbox"/> Other
Preservation:	<input checked="" type="checkbox"/> Ice	<input type="checkbox"/> Blue Ice	<input type="checkbox"/> Dry Ice
	<input type="checkbox"/> None		
Temp °C: 0.6 (uncorrected)	Time: 1048		Thermometer ID: IR-4
Temp °C: 0.5 (corrected)	Probe used: Yes <input type="checkbox"/> No <input checked="" type="checkbox"/>		

	YES	NO	NA
Adequate Sample Volume Received?	✓		
Holding Time Acceptable?	✓	✓	
Shipping Container(s) Intact?	✓		
Shipping Custody Seals Intact?	✓		
Shipping Documentation Present?	✓		
Airbill	Trk # 78961537 9965	✓	
Sample Container Intact?	✓		
Sample Custody Seals Intact?	✓	✓	✓
Chain of Custody / Sample Documentation Present?	✓		
COC Anomaly/Sample Acceptance Form completed?	✓	✓	✓
If Chlorinated or Drinking Water Samples, Acceptable Preservation?			✓
Preservation Documented:	<input type="checkbox"/> Na ₂ S ₂ O ₃	<input type="checkbox"/> Trizma	<input checked="" type="checkbox"/> None
	<input checked="" type="checkbox"/> Yes	<input type="checkbox"/> No	<input type="checkbox"/> NA
Shipping Container	<input checked="" type="checkbox"/> Vista	<input type="checkbox"/> Client	<input type="checkbox"/> Retain
	<input type="checkbox"/> Return	<input type="checkbox"/> Dispose	

Comments:

Chain of Custody Anomaly/Sample Acceptance Form



Client: CH2M Hill
 Contact: Tiffany Hill
 Email: tiffany.hill@ch2m.com
 Phone: (541) 768-3109

Workorder Number: 1800269
 Date Received: 07-Feb-18 10:29
 Documented by/date: B.Benedict 02/07/2018

Please review the following information and complete the Client Authorization section. To comply with NELAC regulations, we must receive authorization before proceeding with sample analysis.

Thank you,

Martha Maier
 mmaier@vista-analytical.com
 916-673-1520

The following information or item is needed to proceed with analysis:

- | | | |
|--|---|---|
| <input type="checkbox"/> Complete Chain-of-Custody | <input type="checkbox"/> Preservative | <input type="checkbox"/> Collector's Name |
| <input type="checkbox"/> Test Method Requested | <input type="checkbox"/> Sample Identification | <input type="checkbox"/> Sample Type |
| <input type="checkbox"/> Analyte List Requested | <input type="checkbox"/> Sample Collection Date and/or Time | <input type="checkbox"/> Sample Location |
| <input type="checkbox"/> Other: | | |

The following anomalies were noted. Authorization is needed to proceed with analysis.

- | | | | |
|---|---|-----|-----------|
| <input type="checkbox"/> Temperature outside < 6°C Range | Samples Affected: _____ | | |
| Temperature _____ °C | Ice Present? | Yes | No Melted |
| <input type="checkbox"/> Sample ID Discrepancy | <input type="checkbox"/> Insufficient Sample Size | | |
| <input checked="" type="checkbox"/> Sample Holding Time Missed: See Comments | <input type="checkbox"/> Sample Container(s) Broken | | |
| <input type="checkbox"/> Custody Seals Broken | <input type="checkbox"/> Incorrect Container Type | | |

Comments: Samples collected before 01-24-18; Hold Times Missed

Client Authorization	
Proceed with Analysis: <input checked="" type="radio"/> YES <input type="radio"/> NO	Signature and Date: <u>Lauren A. Blakney</u>
Client Comments/Instructions: <u>per client, proceed with analysis of samples out of hold.</u>	

Chain of Custody Anomaly/Sample Acceptance Form



Client: CH2M Hill
 Contact: Tiffany Hill
 Email: tiffany.hill@ch2m.com
 Phone: (541) 768-3109

Workorder Number: 1800269
 Date Received: 07-Feb-18 10:29
 Documented by/date: B.Benedict 02/09/18

Please review the following information and complete the Client Authorization section. To comply with NELAC regulations, we must receive authorization before proceeding with sample analysis.

Thank you,

Martha Maier
 mmaier@vista-analytical.com
 916-673-1520

The following information or item is needed to proceed with analysis:

- | | | |
|--|---|---|
| <input type="checkbox"/> Complete Chain-of-Custody | <input type="checkbox"/> Preservative | <input type="checkbox"/> Collector's Name |
| <input type="checkbox"/> Test Method Requested | <input type="checkbox"/> Sample Identification | <input type="checkbox"/> Sample Type |
| <input type="checkbox"/> Analyte List Requested | <input type="checkbox"/> Sample Collection Date and/or Time | <input type="checkbox"/> Sample Location |
| <input type="checkbox"/> Other: | | |

The following anomalies were noted. Authorization is needed to proceed with analysis.

- | | |
|--|---|
| <input type="checkbox"/> Temperature outside < 6°C Range
Temperature _____ °C | Samples Affected: _____
Ice Present? Yes No Melted |
| <input checked="" type="checkbox"/> Sample ID Discrepancy: See Comments | <input type="checkbox"/> Insufficient Sample Size |
| <input type="checkbox"/> Sample Holding Time Missed | <input type="checkbox"/> Sample Container(s) Broken |
| <input type="checkbox"/> Custody Seals Broken | <input type="checkbox"/> Incorrect Container Type |

Comments:

<u>COC ID</u>	<u>Label ID</u>
WI-AF-EB10-0118	WI-AF-EB10-SO-0118

Client Authorization	
Proceed with Analysis: <input checked="" type="radio"/> YES <input type="radio"/> NO	Signature and Date: <u>Matthew A. Beakney 2-9-18</u>
Client Comments/Instructions: <u>Per client instruction, label ID is correct, not COC ID.</u>	

March 01, 2018

Vista Work Order No. 1800269

Ms. Tiffany Hill
CH2M Hill
1100 NE Circle Blvd. Suite 300
Corvallis, OR 97330

Dear Ms. Hill,

Enclosed are the results for the sample set received at Vista Analytical Laboratory on February 07, 2018. This sample set was analyzed on a rush turn-around time, under your Project Name 'NAS WI- AULT FIELD'.

Vista Analytical Laboratory is committed to serving you effectively. If you require additional information, please contact me at 916-673-1520 or by email at mmaier@vista-analytical.com.

Thank you for choosing Vista as part of your analytical support team.

Sincerely,

Martha Maier
Laboratory Director



Vista Analytical Laboratory certifies that the report herein meets all the requirements set forth by NELAP for those applicable test methods. Results relate only to the samples as received by the laboratory. This report should not be reproduced except in full without the written approval of Vista.

Vista Work Order No. 1800269

Case Narrative

Sample Condition on Receipt:

Ten aqueous samples were received in good condition and within the method temperature requirements. The samples were received and stored securely in accordance with Vista standard operating procedures and EPA methodology. The samples were received outside of the hold time. Authorization was received to proceed with the analyses. A sample ID discrepancy was resolved as requested; the ID was reported as listed on the sample label.

Analytical Notes:

Modified EPA Method 537

The samples contained particulate and were centrifuged prior to extraction.

The samples were extracted and analyzed for a selected list of PFAS using Modified EPA Method 537.

Holding Times

The samples were outside the method hold time and analyzed within the hold time.

Quality Control

The Initial Calibration and Continuing Calibration Verifications met the method acceptance criteria.

A Method Blank and Laboratory Control Sample (LCS)/Laboratory Control Sample Duplicate (LCSD) were extracted and analyzed with the preparation batch. No analytes were detected in the Method Blank above 1/2 of the LOQ concentrations. The LCS/LCSD recoveries were within the acceptance criteria.

The labeled standard recoveries for all QC and field samples were within the acceptance criteria.

TABLE OF CONTENTS

Case Narrative.....	1
Table of Contents.....	3
Sample Inventory.....	4
Analytical Results.....	5
Qualifiers.....	18
Certifications.....	19
Sample Receipt.....	20
Extraction Information.....	27
Sample Data - Modified EPA Method 537.....	32
IIS Areas, IBs and CCVs.....	137
ICAL with ICV and IB.....	196

Sample Inventory Report

Vista Sample ID	Client Sample ID	Sampled	Received	Components/Containers
1800269-01	WI-AF-FB-010518	05-Jan-18 10:10	07-Feb-18 10:29	HDPE Bottle, 125 mL HDPE Bottle, 125 mL
1800269-02	WI-AF-EB01-SO-0118	05-Jan-18 12:30	07-Feb-18 10:29	HDPE Bottle, 125 mL HDPE Bottle, 125 mL
1800269-03	WI-AF-FB-010718	07-Jan-18 12:50	07-Feb-18 10:29	HDPE Bottle, 125 mL HDPE Bottle, 125 mL
1800269-04	WI-AF-EB02-SO-0118	07-Jan-18 13:05	07-Feb-18 10:29	HDPE Bottle, 125 mL HDPE Bottle, 125 mL
1800269-05	WI-AF-FB-011018	10-Jan-18 13:10	07-Feb-18 10:29	HDPE Bottle, 125 mL HDPE Bottle, 125 mL
1800269-06	WI-AF-EB03-SO-0118	10-Jan-18 13:15	07-Feb-18 10:29	HDPE Bottle, 125 mL HDPE Bottle, 125 mL
1800269-07	WI-AF-FB-011218	12-Jan-18 16:00	07-Feb-18 10:29	HDPE Bottle, 125 mL HDPE Bottle, 125 mL
1800269-08	WI-AF-EB04-SO-0118	12-Jan-18 16:05	07-Feb-18 10:29	HDPE Bottle, 125 mL HDPE Bottle, 125 mL
1800269-09	WI-AF-FB-012618	26-Jan-18 15:40	07-Feb-18 10:29	HDPE Bottle, 125 mL HDPE Bottle, 125 mL
1800269-10	WI-AF-EB10-0118	26-Jan-18 15:55	07-Feb-18 10:29	HDPE Bottle, 125 mL HDPE Bottle, 125 mL

ANALYTICAL RESULTS

Sample ID: Method Blank **Modified EPA Method 537**

Client Data				Laboratory Data			
Name:	CH2M Hill	Matrix:	Aqueous	Lab Sample:	B8B0043-BLK1	Column:	BEH C18
Project:	NAS WI- AULT FIELD						

Analyte	Conc. (ng/L)	DL	LOD	LOQ	Qualifiers	Batch	Extracted	Samp Size	Analyzed	Dilution
PFBS	ND	0.895	2.50	4.00		B8B0043	09-Feb-18	0.250 L	21-Feb-18 18:44	1
PFHxA	ND	1.09	2.50	4.00		B8B0043	09-Feb-18	0.250 L	21-Feb-18 18:44	1
PFHpA	ND	0.296	2.50	4.00		B8B0043	09-Feb-18	0.250 L	21-Feb-18 18:44	1
PFHxS	ND	0.474	2.50	4.00		B8B0043	09-Feb-18	0.250 L	21-Feb-18 18:44	1
PFOA	ND	0.326	2.50	4.00		B8B0043	09-Feb-18	0.250 L	21-Feb-18 18:44	1
PFOS	ND	0.404	2.50	4.00		B8B0043	09-Feb-18	0.250 L	21-Feb-18 18:44	1
PFNA	ND	0.405	2.50	4.00		B8B0043	09-Feb-18	0.250 L	21-Feb-18 18:44	1
PFDA	ND	0.745	2.50	4.00		B8B0043	09-Feb-18	0.250 L	21-Feb-18 18:44	1
MeFOSAA	ND	0.825	2.50	4.00		B8B0043	09-Feb-18	0.250 L	21-Feb-18 18:44	1
PFUnA	ND	0.525	2.50	4.00		B8B0043	09-Feb-18	0.250 L	21-Feb-18 18:44	1
EtFOSAA	ND	0.685	2.50	4.00		B8B0043	09-Feb-18	0.250 L	21-Feb-18 18:44	1
PFDoA	ND	0.396	2.50	4.00		B8B0043	09-Feb-18	0.250 L	21-Feb-18 18:44	1
PFTrDA	ND	0.247	2.50	4.00		B8B0043	09-Feb-18	0.250 L	21-Feb-18 18:44	1
PFTeDA	ND	0.378	2.50	4.00		B8B0043	09-Feb-18	0.250 L	21-Feb-18 18:44	1

Labeled Standards	Type	% Recovery	Limits	Qualifiers	Batch	Extracted	Samp Size	Analyzed	Dilution
13C3-PFBS	IS	102	50 - 150		B8B0043	09-Feb-18	0.250 L	21-Feb-18 18:44	1
13C2-PFHxA	IS	110	50 - 150		B8B0043	09-Feb-18	0.250 L	21-Feb-18 18:44	1
13C4-PFHpA	IS	94.7	50 - 150		B8B0043	09-Feb-18	0.250 L	21-Feb-18 18:44	1
18O2-PFHxS	IS	94.1	50 - 150		B8B0043	09-Feb-18	0.250 L	21-Feb-18 18:44	1
13C2-PFOA	IS	84.5	50 - 150		B8B0043	09-Feb-18	0.250 L	21-Feb-18 18:44	1
13C8-PFOS	IS	103	50 - 150		B8B0043	09-Feb-18	0.250 L	21-Feb-18 18:44	1
13C5-PFNA	IS	78.8	50 - 150		B8B0043	09-Feb-18	0.250 L	21-Feb-18 18:44	1
13C2-PFDA	IS	80.9	50 - 150		B8B0043	09-Feb-18	0.250 L	21-Feb-18 18:44	1
d3-MeFOSAA	IS	79.2	50 - 150		B8B0043	09-Feb-18	0.250 L	21-Feb-18 18:44	1
13C2-PFUnA	IS	79.1	50 - 150		B8B0043	09-Feb-18	0.250 L	21-Feb-18 18:44	1
d5-EtFOSAA	IS	82.7	50 - 150		B8B0043	09-Feb-18	0.250 L	21-Feb-18 18:44	1
13C2-PFDoA	IS	86.0	50 - 150		B8B0043	09-Feb-18	0.250 L	21-Feb-18 18:44	1
13C2-PFTeDA	IS	83.2	50 - 150		B8B0043	09-Feb-18	0.250 L	21-Feb-18 18:44	1

DL - Detection Limit

LOD - Limit of Detection
LOQ - Limit of quantitation

LCL-UCL- Lower control limit - upper control limit
Results reported to the DL.

When reported, PFHxS, PFOA and PFOS include both linear and branched isomers.
Only the linear isomer is reported for all other analytes.

Sample ID: LCSD

Modified EPA Method 537

Name:	CH2M Hill	Lab Sample:	B8B0043-BS1/B8B0043-BSD1	Date Extracted:	09-Feb-18
Project:	NAS WI- AULT FIELD	QC Batch:	B8B0043	Column:	BEH C18
Matrix:	Aqueous	Samp Size:	0.250/0.250 L		

Analyte	LCS (ng/L)	LCS Spike Amt	LCS % Rec	LCS Quals	LCSD (ng/L)	LCSD Spike Amt	LCSD % Rec	RPD	LCSD Quals	%Rec Limits	RPD Limits	LCS Analyzed	LCS Dil	LCSD Analyzed	LCSD Dil
PFBS	45.1	40.0	113		41.5	40.0	104	8.33		70-130		21-Feb-18 18:21	1	21-Feb-18 18:33	1
PFHxA	41.2	40.0	103		38.0	40.0	95.0	8.06		70-130		21-Feb-18 18:21	1	21-Feb-18 18:33	1
PFHpA	40.0	40.0	100		38.9	40.0	97.3	2.73		70-130		21-Feb-18 18:21	1	21-Feb-18 18:33	1
PFHxS	35.2	40.0	87.9		43.8	40.0	110	21.9		70-130		21-Feb-18 18:21	1	21-Feb-18 18:33	1
PFOA	39.9	40.0	99.7		48.3	40.0	121	19.1		70-130		21-Feb-18 18:21	1	21-Feb-18 18:33	1
PFOS	45.2	40.0	113		40.7	40.0	102	10.4		70-130		21-Feb-18 18:21	1	21-Feb-18 18:33	1
PFNA	46.5	40.0	116		40.3	40.0	101	14.4		70-130		21-Feb-18 18:21	1	21-Feb-18 18:33	1
PFDA	37.1	40.0	92.8		37.4	40.0	93.6	0.865		70-130		21-Feb-18 18:21	1	21-Feb-18 18:33	1
MeFOSAA	37.6	40.0	94.0		43.2	40.0	108	13.9		70-130		21-Feb-18 18:21	1	21-Feb-18 18:33	1
PFUnA	44.4	40.0	111		38.6	40.0	96.4	14.1		70-130		21-Feb-18 18:21	1	21-Feb-18 18:33	1
EtFOSAA	33.4	40.0	83.5		40.4	40.0	101	19.1		70-130		21-Feb-18 18:21	1	21-Feb-18 18:33	1
PFDoA	44.0	40.0	110		45.0	40.0	112	2.11		70-130		21-Feb-18 18:21	1	21-Feb-18 18:33	1
PFTrDA	47.4	40.0	118		41.8	40.0	105	12.4		60-130		21-Feb-18 18:21	1	21-Feb-18 18:33	1
PFTeDA	33.2	40.0	83.0		43.3	40.0	108	26.3		70-130		21-Feb-18 18:21	1	21-Feb-18 18:33	1

Labeled Standards	Type	LCS % Rec	LCS Quals	LCSD % Rec	LCSD Quals	Limits	LCS Analyzed	LCS Dil	LCSD Analyzed	LCSD Dil
13C3-PFBS	IS	114		124		50-150	21-Feb-18 18:21	1	21-Feb-18 18:33	1
13C2-PFHxA	IS	91.7		109		50-150	21-Feb-18 18:21	1	21-Feb-18 18:33	1
13C4-PFHpA	IS	93.7		101		50-150	21-Feb-18 18:21	1	21-Feb-18 18:33	1
18O2-PFHxS	IS	109		85.7		50-150	21-Feb-18 18:21	1	21-Feb-18 18:33	1
13C2-PFOA	IS	93.4		81.3		50-150	21-Feb-18 18:21	1	21-Feb-18 18:33	1
13C8-PFOS	IS	95.2		96.8		50-150	21-Feb-18 18:21	1	21-Feb-18 18:33	1
13C5-PFNA	IS	87.9		85.0		50-150	21-Feb-18 18:21	1	21-Feb-18 18:33	1
13C2-PFDA	IS	81.9		72.6		50-150	21-Feb-18 18:21	1	21-Feb-18 18:33	1
d3-MeFOSAA	IS	80.4		94.7		50-150	21-Feb-18 18:21	1	21-Feb-18 18:33	1
13C2-PFUnA	IS	76.0		109		50-150	21-Feb-18 18:21	1	21-Feb-18 18:33	1
d5-EtFOSAA	IS	88.9		98.7		50-150	21-Feb-18 18:21	1	21-Feb-18 18:33	1
13C2-PFDoA	IS	78.9		91.9		50-150	21-Feb-18 18:21	1	21-Feb-18 18:33	1
13C2-PFTeDA	IS	95.8		101		50-150	21-Feb-18 18:21	1	21-Feb-18 18:33	1

Sample ID: WI-AF-FB-010518

Modified EPA Method 537

Client Data				Laboratory Data			
Name:	CH2M Hill	Matrix:	Aqueous	Lab Sample:	1800269-01	Column:	BEH C18
Project:	NAS WI- AULT FIELD	Date Collected:	05-Jan-18 10:10	Date Received:	07-Feb-18 10:29		
Location:	Reagent Blank						

Analyte	Conc. (ng/L)	DL	LOD	LOQ	Qualifiers	Batch	Extracted	Samp Size	Analyzed	Dilution
PFBS	ND	1.87	5.21	8.34		B8B0043	09-Feb-18	0.120 L	21-Feb-18 21:25	1
PFHxA	ND	2.27	5.21	8.34		B8B0043	09-Feb-18	0.120 L	21-Feb-18 21:25	1
PFHpA	ND	0.616	5.21	8.34		B8B0043	09-Feb-18	0.120 L	21-Feb-18 21:25	1
PFHxS	ND	0.987	5.21	8.34		B8B0043	09-Feb-18	0.120 L	21-Feb-18 21:25	1
PFOA	ND	0.678	5.21	8.34		B8B0043	09-Feb-18	0.120 L	21-Feb-18 21:25	1
PFOS	ND	0.841	5.21	8.34		B8B0043	09-Feb-18	0.120 L	21-Feb-18 21:25	1
PFNA	ND	0.844	5.21	8.34		B8B0043	09-Feb-18	0.120 L	21-Feb-18 21:25	1
PFDA	ND	1.55	5.21	8.34		B8B0043	09-Feb-18	0.120 L	21-Feb-18 21:25	1
MeFOSAA	ND	1.72	5.21	8.34		B8B0043	09-Feb-18	0.120 L	21-Feb-18 21:25	1
PFUnA	ND	1.09	5.21	8.34		B8B0043	09-Feb-18	0.120 L	21-Feb-18 21:25	1
EtFOSAA	ND	1.43	5.21	8.34		B8B0043	09-Feb-18	0.120 L	21-Feb-18 21:25	1
PFDoA	ND	0.825	5.21	8.34		B8B0043	09-Feb-18	0.120 L	21-Feb-18 21:25	1
PFTrDA	ND	0.515	5.21	8.34		B8B0043	09-Feb-18	0.120 L	21-Feb-18 21:25	1
PFTeDA	ND	0.787	5.21	8.34		B8B0043	09-Feb-18	0.120 L	21-Feb-18 21:25	1

Labeled Standards	Type	% Recovery	Limits	Qualifiers	Batch	Extracted	Samp Size	Analyzed	Dilution
13C3-PFBS	IS	107	50 - 150		B8B0043	09-Feb-18	0.120 L	21-Feb-18 21:25	1
13C2-PFHxA	IS	86.5	50 - 150		B8B0043	09-Feb-18	0.120 L	21-Feb-18 21:25	1
13C4-PFHpA	IS	95.2	50 - 150		B8B0043	09-Feb-18	0.120 L	21-Feb-18 21:25	1
18O2-PFHxS	IS	96.0	50 - 150		B8B0043	09-Feb-18	0.120 L	21-Feb-18 21:25	1
13C2-PFOA	IS	101	50 - 150		B8B0043	09-Feb-18	0.120 L	21-Feb-18 21:25	1
13C8-PFOS	IS	97.4	50 - 150		B8B0043	09-Feb-18	0.120 L	21-Feb-18 21:25	1
13C5-PFNA	IS	80.0	50 - 150		B8B0043	09-Feb-18	0.120 L	21-Feb-18 21:25	1
13C2-PFDA	IS	74.8	50 - 150		B8B0043	09-Feb-18	0.120 L	21-Feb-18 21:25	1
d3-MeFOSAA	IS	74.5	50 - 150		B8B0043	09-Feb-18	0.120 L	21-Feb-18 21:25	1
13C2-PFUnA	IS	102	50 - 150		B8B0043	09-Feb-18	0.120 L	21-Feb-18 21:25	1
d5-EtFOSAA	IS	94.5	50 - 150		B8B0043	09-Feb-18	0.120 L	21-Feb-18 21:25	1
13C2-PFDoA	IS	110	50 - 150		B8B0043	09-Feb-18	0.120 L	21-Feb-18 21:25	1
13C2-PFTeDA	IS	114	50 - 150		B8B0043	09-Feb-18	0.120 L	21-Feb-18 21:25	1

DL - Detection Limit

LOD - Limit of Detection
LOQ - Limit of quantitation

LCL-UCL- Lower control limit - upper control limit
Results reported to the DL.

When reported, PFHxS, PFOA and PFOS include both linear and branched isomers.
Only the linear isomer is reported for all other analytes.

Sample ID: WI-AF-EB01-SO-0118

Modified EPA Method 537

Client Data				Laboratory Data			
Name:	CH2M Hill	Matrix:	Aqueous	Lab Sample:	1800269-02	Column:	BEH C18
Project:	NAS WI- AULT FIELD	Date Collected:	05-Jan-18 12:30	Date Received:	07-Feb-18 10:29		
Location:	Equip Blank						

Analyte	Conc. (ng/L)	DL	LOD	LOQ	Qualifiers	Batch	Extracted	Samp Size	Analyzed	Dilution
PFBS	ND	1.97	5.53	8.83		B8B0043	09-Feb-18	0.113 L	21-Feb-18 21:36	1
PFHxA	ND	2.40	5.53	8.83		B8B0043	09-Feb-18	0.113 L	21-Feb-18 21:36	1
PFHpA	ND	0.652	5.53	8.83		B8B0043	09-Feb-18	0.113 L	21-Feb-18 21:36	1
PFHxS	ND	1.04	5.53	8.83		B8B0043	09-Feb-18	0.113 L	21-Feb-18 21:36	1
PFOA	ND	0.718	5.53	8.83		B8B0043	09-Feb-18	0.113 L	21-Feb-18 21:36	1
PFOS	ND	0.890	5.53	8.83		B8B0043	09-Feb-18	0.113 L	21-Feb-18 21:36	1
PFNA	ND	0.894	5.53	8.83		B8B0043	09-Feb-18	0.113 L	21-Feb-18 21:36	1
PFDA	ND	1.64	5.53	8.83		B8B0043	09-Feb-18	0.113 L	21-Feb-18 21:36	1
MeFOSAA	ND	1.82	5.53	8.83		B8B0043	09-Feb-18	0.113 L	21-Feb-18 21:36	1
PFUnA	ND	1.16	5.53	8.83		B8B0043	09-Feb-18	0.113 L	21-Feb-18 21:36	1
EtFOSAA	ND	1.51	5.53	8.83		B8B0043	09-Feb-18	0.113 L	21-Feb-18 21:36	1
PFDoA	ND	0.874	5.53	8.83		B8B0043	09-Feb-18	0.113 L	21-Feb-18 21:36	1
PFTrDA	ND	0.545	5.53	8.83		B8B0043	09-Feb-18	0.113 L	21-Feb-18 21:36	1
PFTeDA	ND	0.833	5.53	8.83		B8B0043	09-Feb-18	0.113 L	21-Feb-18 21:36	1

Labeled Standards	Type	% Recovery	Limits	Qualifiers	Batch	Extracted	Samp Size	Analyzed	Dilution
13C3-PFBS	IS	132	50 - 150		B8B0043	09-Feb-18	0.113 L	21-Feb-18 21:36	1
13C2-PFHxA	IS	101	50 - 150		B8B0043	09-Feb-18	0.113 L	21-Feb-18 21:36	1
13C4-PFHpA	IS	90.1	50 - 150		B8B0043	09-Feb-18	0.113 L	21-Feb-18 21:36	1
18O2-PFHxS	IS	91.1	50 - 150		B8B0043	09-Feb-18	0.113 L	21-Feb-18 21:36	1
13C2-PFOA	IS	83.7	50 - 150		B8B0043	09-Feb-18	0.113 L	21-Feb-18 21:36	1
13C8-PFOS	IS	93.9	50 - 150		B8B0043	09-Feb-18	0.113 L	21-Feb-18 21:36	1
13C5-PFNA	IS	103	50 - 150		B8B0043	09-Feb-18	0.113 L	21-Feb-18 21:36	1
13C2-PFDA	IS	79.9	50 - 150		B8B0043	09-Feb-18	0.113 L	21-Feb-18 21:36	1
d3-MeFOSAA	IS	76.6	50 - 150		B8B0043	09-Feb-18	0.113 L	21-Feb-18 21:36	1
13C2-PFUnA	IS	78.5	50 - 150		B8B0043	09-Feb-18	0.113 L	21-Feb-18 21:36	1
d5-EtFOSAA	IS	93.1	50 - 150		B8B0043	09-Feb-18	0.113 L	21-Feb-18 21:36	1
13C2-PFDoA	IS	96.7	50 - 150		B8B0043	09-Feb-18	0.113 L	21-Feb-18 21:36	1
13C2-PFTeDA	IS	111	50 - 150		B8B0043	09-Feb-18	0.113 L	21-Feb-18 21:36	1

DL - Detection Limit

LOD - Limit of Detection
LOQ - Limit of quantitation

LCL-UCL- Lower control limit - upper control limit
Results reported to the DL.

When reported, PFHxS, PFOA and PFOS include both linear and branched isomers.
Only the linear isomer is reported for all other analytes.

Sample ID: WI-AF-FB-010718

Modified EPA Method 537

Client Data				Laboratory Data			
Name:	CH2M Hill	Matrix:	Aqueous	Lab Sample:	1800269-03	Column:	BEH C18
Project:	NAS WI- AULT FIELD	Date Collected:	07-Jan-18 12:50	Date Received:	07-Feb-18 10:29		
Location:	Reagent Blank						

Analyte	Conc. (ng/L)	DL	LOD	LOQ	Qualifiers	Batch	Extracted	Samp Size	Analyzed	Dilution
PFBS	ND	1.88	5.25	8.42		B8B0043	09-Feb-18	0.119 L	21-Feb-18 21:48	1
PFHxA	ND	2.30	5.25	8.42		B8B0043	09-Feb-18	0.119 L	21-Feb-18 21:48	1
PFHpA	ND	0.622	5.25	8.42		B8B0043	09-Feb-18	0.119 L	21-Feb-18 21:48	1
PFHxS	ND	0.997	5.25	8.42		B8B0043	09-Feb-18	0.119 L	21-Feb-18 21:48	1
PFOA	ND	0.685	5.25	8.42		B8B0043	09-Feb-18	0.119 L	21-Feb-18 21:48	1
PFOS	ND	0.850	5.25	8.42		B8B0043	09-Feb-18	0.119 L	21-Feb-18 21:48	1
PFNA	ND	0.853	5.25	8.42		B8B0043	09-Feb-18	0.119 L	21-Feb-18 21:48	1
PFDA	ND	1.57	5.25	8.42		B8B0043	09-Feb-18	0.119 L	21-Feb-18 21:48	1
MeFOSAA	ND	1.74	5.25	8.42		B8B0043	09-Feb-18	0.119 L	21-Feb-18 21:48	1
PFOxA	ND	1.11	5.25	8.42		B8B0043	09-Feb-18	0.119 L	21-Feb-18 21:48	1
EtFOSAA	ND	1.44	5.25	8.42		B8B0043	09-Feb-18	0.119 L	21-Feb-18 21:48	1
PFOxA	ND	0.834	5.25	8.42		B8B0043	09-Feb-18	0.119 L	21-Feb-18 21:48	1
PFTDA	ND	0.520	5.25	8.42		B8B0043	09-Feb-18	0.119 L	21-Feb-18 21:48	1
PFTeDA	ND	0.795	5.25	8.42		B8B0043	09-Feb-18	0.119 L	21-Feb-18 21:48	1

Labeled Standards	Type	% Recovery	Limits	Qualifiers	Batch	Extracted	Samp Size	Analyzed	Dilution
13C3-PFBS	IS	123	50 - 150		B8B0043	09-Feb-18	0.119 L	21-Feb-18 21:48	1
13C2-PFHxA	IS	93.0	50 - 150		B8B0043	09-Feb-18	0.119 L	21-Feb-18 21:48	1
13C4-PFHpA	IS	99.8	50 - 150		B8B0043	09-Feb-18	0.119 L	21-Feb-18 21:48	1
18O2-PFHxS	IS	95.3	50 - 150		B8B0043	09-Feb-18	0.119 L	21-Feb-18 21:48	1
13C2-PFOA	IS	94.6	50 - 150		B8B0043	09-Feb-18	0.119 L	21-Feb-18 21:48	1
13C8-PFOS	IS	95.3	50 - 150		B8B0043	09-Feb-18	0.119 L	21-Feb-18 21:48	1
13C5-PFNA	IS	69.9	50 - 150		B8B0043	09-Feb-18	0.119 L	21-Feb-18 21:48	1
13C2-PFDA	IS	83.7	50 - 150		B8B0043	09-Feb-18	0.119 L	21-Feb-18 21:48	1
d3-MeFOSAA	IS	91.6	50 - 150		B8B0043	09-Feb-18	0.119 L	21-Feb-18 21:48	1
13C2-PFOxA	IS	108	50 - 150		B8B0043	09-Feb-18	0.119 L	21-Feb-18 21:48	1
d5-EtFOSAA	IS	74.1	50 - 150		B8B0043	09-Feb-18	0.119 L	21-Feb-18 21:48	1
13C2-PFOxA	IS	78.6	50 - 150		B8B0043	09-Feb-18	0.119 L	21-Feb-18 21:48	1
13C2-PFTeDA	IS	101	50 - 150		B8B0043	09-Feb-18	0.119 L	21-Feb-18 21:48	1

DL - Detection Limit

LOD - Limit of Detection
LOQ - Limit of quantitation

LCL-UCL- Lower control limit - upper control limit
Results reported to the DL.

When reported, PFHxS, PFOA and PFOS include both linear and branched isomers.
Only the linear isomer is reported for all other analytes.

Sample ID: WI-AF-EB02-SO-0118

Modified EPA Method 537

Client Data					Laboratory Data					
Name:	CH2M Hill	Matrix:	Aqueous		Lab Sample:	1800269-04	Column:	BEH C18		
Project:	NAS WI- AULT FIELD	Date Collected:	07-Jan-18 13:05		Date Received:	07-Feb-18 10:29				
Location:	Equip Blank									

Analyte	Conc. (ng/L)	DL	LOD	LOQ	Qualifiers	Batch	Extracted	Samp Size	Analyzed	Dilution
PFBS	ND	2.43	6.80	10.9		B8B0043	09-Feb-18	0.0919 L	21-Feb-18 21:59	1
PFHxA	ND	2.97	6.80	10.9		B8B0043	09-Feb-18	0.0919 L	21-Feb-18 21:59	1
PFHpA	ND	0.804	6.80	10.9		B8B0043	09-Feb-18	0.0919 L	21-Feb-18 21:59	1
PFHxS	1.44	1.29	6.80	10.9	J	B8B0043	09-Feb-18	0.0919 L	21-Feb-18 21:59	1
PFOA	ND	0.886	6.80	10.9		B8B0043	09-Feb-18	0.0919 L	21-Feb-18 21:59	1
PFOS	ND	1.10	6.80	10.9		B8B0043	09-Feb-18	0.0919 L	21-Feb-18 21:59	1
PFNA	ND	1.10	6.80	10.9		B8B0043	09-Feb-18	0.0919 L	21-Feb-18 21:59	1
PFDA	ND	2.03	6.80	10.9		B8B0043	09-Feb-18	0.0919 L	21-Feb-18 21:59	1
MeFOSAA	ND	2.24	6.80	10.9		B8B0043	09-Feb-18	0.0919 L	21-Feb-18 21:59	1
PFUnA	ND	1.43	6.80	10.9		B8B0043	09-Feb-18	0.0919 L	21-Feb-18 21:59	1
EtFOSAA	ND	1.86	6.80	10.9		B8B0043	09-Feb-18	0.0919 L	21-Feb-18 21:59	1
PFDoA	ND	1.08	6.80	10.9		B8B0043	09-Feb-18	0.0919 L	21-Feb-18 21:59	1
PFTrDA	ND	0.672	6.80	10.9		B8B0043	09-Feb-18	0.0919 L	21-Feb-18 21:59	1
PFTeDA	ND	1.03	6.80	10.9		B8B0043	09-Feb-18	0.0919 L	21-Feb-18 21:59	1

Labeled Standards	Type	% Recovery	Limits	Qualifiers	Batch	Extracted	Samp Size	Analyzed	Dilution
13C3-PFBS	IS	118	50 - 150		B8B0043	09-Feb-18	0.0919 L	21-Feb-18 21:59	1
13C2-PFHxA	IS	104	50 - 150		B8B0043	09-Feb-18	0.0919 L	21-Feb-18 21:59	1
13C4-PFHpA	IS	108	50 - 150		B8B0043	09-Feb-18	0.0919 L	21-Feb-18 21:59	1
18O2-PFHxS	IS	92.9	50 - 150		B8B0043	09-Feb-18	0.0919 L	21-Feb-18 21:59	1
13C2-PFOA	IS	102	50 - 150		B8B0043	09-Feb-18	0.0919 L	21-Feb-18 21:59	1
13C8-PFOS	IS	99.2	50 - 150		B8B0043	09-Feb-18	0.0919 L	21-Feb-18 21:59	1
13C5-PFNA	IS	79.0	50 - 150		B8B0043	09-Feb-18	0.0919 L	21-Feb-18 21:59	1
13C2-PFDA	IS	87.5	50 - 150		B8B0043	09-Feb-18	0.0919 L	21-Feb-18 21:59	1
d3-MeFOSAA	IS	65.8	50 - 150		B8B0043	09-Feb-18	0.0919 L	21-Feb-18 21:59	1
13C2-PFUnA	IS	73.0	50 - 150		B8B0043	09-Feb-18	0.0919 L	21-Feb-18 21:59	1
d5-EtFOSAA	IS	84.8	50 - 150		B8B0043	09-Feb-18	0.0919 L	21-Feb-18 21:59	1
13C2-PFDoA	IS	66.6	50 - 150		B8B0043	09-Feb-18	0.0919 L	21-Feb-18 21:59	1
13C2-PFTeDA	IS	113	50 - 150		B8B0043	09-Feb-18	0.0919 L	21-Feb-18 21:59	1

DL - Detection Limit

LOD - Limit of Detection
LOQ - Limit of quantitation

LCL-UCL- Lower control limit - upper control limit
Results reported to the DL.

When reported, PFHxS, PFOA and PFOS include both linear and branched isomers.
Only the linear isomer is reported for all other analytes.

Sample ID: WI-AF-FB-011018

Modified EPA Method 537

Client Data				Laboratory Data			
Name:	CH2M Hill	Matrix:	Aqueous	Lab Sample:	1800269-05	Column:	BEH C18
Project:	NAS WI- AULT FIELD	Date Collected:	10-Jan-18 13:10	Date Received:	07-Feb-18 10:29		
Location:	SB613						

Analyte	Conc. (ng/L)	DL	LOD	LOQ	Qualifiers	Batch	Extracted	Samp Size	Analyzed	Dilution
PFBS	ND	1.89	5.30	8.46		B8B0043	09-Feb-18	0.118 L	21-Feb-18 22:11	1
PFHxA	ND	2.31	5.30	8.46		B8B0043	09-Feb-18	0.118 L	21-Feb-18 22:11	1
PFHpA	ND	0.625	5.30	8.46		B8B0043	09-Feb-18	0.118 L	21-Feb-18 22:11	1
PFHxS	ND	1.00	5.30	8.46		B8B0043	09-Feb-18	0.118 L	21-Feb-18 22:11	1
PFOA	ND	0.688	5.30	8.46		B8B0043	09-Feb-18	0.118 L	21-Feb-18 22:11	1
PFOS	ND	0.853	5.30	8.46		B8B0043	09-Feb-18	0.118 L	21-Feb-18 22:11	1
PFNA	ND	0.856	5.30	8.46		B8B0043	09-Feb-18	0.118 L	21-Feb-18 22:11	1
PFDA	ND	1.58	5.30	8.46		B8B0043	09-Feb-18	0.118 L	21-Feb-18 22:11	1
MeFOSAA	ND	1.74	5.30	8.46		B8B0043	09-Feb-18	0.118 L	21-Feb-18 22:11	1
PFUnA	ND	1.11	5.30	8.46		B8B0043	09-Feb-18	0.118 L	21-Feb-18 22:11	1
EtFOSAA	ND	1.45	5.30	8.46		B8B0043	09-Feb-18	0.118 L	21-Feb-18 22:11	1
PFDoA	ND	0.837	5.30	8.46		B8B0043	09-Feb-18	0.118 L	21-Feb-18 22:11	1
PFTrDA	ND	0.522	5.30	8.46		B8B0043	09-Feb-18	0.118 L	21-Feb-18 22:11	1
PFTeDA	ND	0.798	5.30	8.46		B8B0043	09-Feb-18	0.118 L	21-Feb-18 22:11	1

Labeled Standards	Type	% Recovery	Limits	Qualifiers	Batch	Extracted	Samp Size	Analyzed	Dilution
13C3-PFBS	IS	117	50 - 150		B8B0043	09-Feb-18	0.118 L	21-Feb-18 22:11	1
13C2-PFHxA	IS	95.2	50 - 150		B8B0043	09-Feb-18	0.118 L	21-Feb-18 22:11	1
13C4-PFHpA	IS	101	50 - 150		B8B0043	09-Feb-18	0.118 L	21-Feb-18 22:11	1
18O2-PFHxS	IS	102	50 - 150		B8B0043	09-Feb-18	0.118 L	21-Feb-18 22:11	1
13C2-PFOA	IS	102	50 - 150		B8B0043	09-Feb-18	0.118 L	21-Feb-18 22:11	1
13C8-PFOS	IS	82.8	50 - 150		B8B0043	09-Feb-18	0.118 L	21-Feb-18 22:11	1
13C5-PFNA	IS	88.9	50 - 150		B8B0043	09-Feb-18	0.118 L	21-Feb-18 22:11	1
13C2-PFDA	IS	73.2	50 - 150		B8B0043	09-Feb-18	0.118 L	21-Feb-18 22:11	1
d3-MeFOSAA	IS	78.5	50 - 150		B8B0043	09-Feb-18	0.118 L	21-Feb-18 22:11	1
13C2-PFUnA	IS	94.9	50 - 150		B8B0043	09-Feb-18	0.118 L	21-Feb-18 22:11	1
d5-EtFOSAA	IS	75.4	50 - 150		B8B0043	09-Feb-18	0.118 L	21-Feb-18 22:11	1
13C2-PFDoA	IS	85.5	50 - 150		B8B0043	09-Feb-18	0.118 L	21-Feb-18 22:11	1
13C2-PFTeDA	IS	140	50 - 150		B8B0043	09-Feb-18	0.118 L	21-Feb-18 22:11	1

DL - Detection Limit

LOD - Limit of Detection
LOQ - Limit of quantitation

LCL-UCL- Lower control limit - upper control limit
Results reported to the DL.

When reported, PFHxS, PFOA and PFOS include both linear and branched isomers.
Only the linear isomer is reported for all other analytes.

Sample ID: WI-AF-EB03-SO-0118

Modified EPA Method 537

Client Data				Laboratory Data			
Name:	CH2M Hill	Matrix:	Aqueous	Lab Sample:	1800269-06	Column:	BEH C18
Project:	NAS WI- AULT FIELD	Date Collected:	10-Jan-18 13:15	Date Received:	07-Feb-18 10:29		
Location:	SB613						

Analyte	Conc. (ng/L)	DL	LOD	LOQ	Qualifiers	Batch	Extracted	Samp Size	Analyzed	Dilution
PFBS	ND	1.88	5.25	8.40		B8B0043	09-Feb-18	0.119 L	21-Feb-18 22:22	1
PFHxA	ND	2.29	5.25	8.40		B8B0043	09-Feb-18	0.119 L	21-Feb-18 22:22	1
PFHpA	ND	0.621	5.25	8.40		B8B0043	09-Feb-18	0.119 L	21-Feb-18 22:22	1
PFHxS	ND	0.995	5.25	8.40		B8B0043	09-Feb-18	0.119 L	21-Feb-18 22:22	1
PFOA	ND	0.684	5.25	8.40		B8B0043	09-Feb-18	0.119 L	21-Feb-18 22:22	1
PFOS	ND	0.848	5.25	8.40		B8B0043	09-Feb-18	0.119 L	21-Feb-18 22:22	1
PFNA	ND	0.851	5.25	8.40		B8B0043	09-Feb-18	0.119 L	21-Feb-18 22:22	1
PFDA	ND	1.57	5.25	8.40		B8B0043	09-Feb-18	0.119 L	21-Feb-18 22:22	1
MeFOSAA	ND	1.73	5.25	8.40		B8B0043	09-Feb-18	0.119 L	21-Feb-18 22:22	1
PFUnA	ND	1.10	5.25	8.40		B8B0043	09-Feb-18	0.119 L	21-Feb-18 22:22	1
EtFOSAA	ND	1.44	5.25	8.40		B8B0043	09-Feb-18	0.119 L	21-Feb-18 22:22	1
PFDoA	ND	0.832	5.25	8.40		B8B0043	09-Feb-18	0.119 L	21-Feb-18 22:22	1
PFTrDA	ND	0.519	5.25	8.40		B8B0043	09-Feb-18	0.119 L	21-Feb-18 22:22	1
PFTeDA	ND	0.793	5.25	8.40		B8B0043	09-Feb-18	0.119 L	21-Feb-18 22:22	1

Labeled Standards	Type	% Recovery	Limits	Qualifiers	Batch	Extracted	Samp Size	Analyzed	Dilution
13C3-PFBS	IS	107	50 - 150		B8B0043	09-Feb-18	0.119 L	21-Feb-18 22:22	1
13C2-PFHxA	IS	93.2	50 - 150		B8B0043	09-Feb-18	0.119 L	21-Feb-18 22:22	1
13C4-PFHpA	IS	87.6	50 - 150		B8B0043	09-Feb-18	0.119 L	21-Feb-18 22:22	1
18O2-PFHxS	IS	96.0	50 - 150		B8B0043	09-Feb-18	0.119 L	21-Feb-18 22:22	1
13C2-PFOA	IS	104	50 - 150		B8B0043	09-Feb-18	0.119 L	21-Feb-18 22:22	1
13C8-PFOS	IS	81.1	50 - 150		B8B0043	09-Feb-18	0.119 L	21-Feb-18 22:22	1
13C5-PFNA	IS	86.7	50 - 150		B8B0043	09-Feb-18	0.119 L	21-Feb-18 22:22	1
13C2-PFDA	IS	87.7	50 - 150		B8B0043	09-Feb-18	0.119 L	21-Feb-18 22:22	1
d3-MeFOSAA	IS	71.6	50 - 150		B8B0043	09-Feb-18	0.119 L	21-Feb-18 22:22	1
13C2-PFUnA	IS	77.5	50 - 150		B8B0043	09-Feb-18	0.119 L	21-Feb-18 22:22	1
d5-EtFOSAA	IS	74.6	50 - 150		B8B0043	09-Feb-18	0.119 L	21-Feb-18 22:22	1
13C2-PFDoA	IS	75.3	50 - 150		B8B0043	09-Feb-18	0.119 L	21-Feb-18 22:22	1
13C2-PFTeDA	IS	106	50 - 150		B8B0043	09-Feb-18	0.119 L	21-Feb-18 22:22	1

DL - Detection Limit

LOD - Limit of Detection
LOQ - Limit of quantitation

LCL-UCL- Lower control limit - upper control limit
Results reported to the DL.

When reported, PFHxS, PFOA and PFOS include both linear and branched isomers.
Only the linear isomer is reported for all other analytes.

Sample ID: WI-AF-FB-011218

Modified EPA Method 537

Client Data				Laboratory Data			
Name:	CH2M Hill	Matrix:	Aqueous	Lab Sample:	1800269-07	Column:	BEH C18
Project:	NAS WI- AULT FIELD	Date Collected:	12-Jan-18 16:00	Date Received:	07-Feb-18 10:29		
Location:	SB607						

Analyte	Conc. (ng/L)	DL	LOD	LOQ	Qualifiers	Batch	Extracted	Samp Size	Analyzed	Dilution
PFBS	ND	1.88	5.25	8.41		B8B0043	09-Feb-18	0.119 L	21-Feb-18 22:34	1
PFHxA	ND	2.29	5.25	8.41		B8B0043	09-Feb-18	0.119 L	21-Feb-18 22:34	1
PFHpA	ND	0.622	5.25	8.41		B8B0043	09-Feb-18	0.119 L	21-Feb-18 22:34	1
PFHxS	ND	0.996	5.25	8.41		B8B0043	09-Feb-18	0.119 L	21-Feb-18 22:34	1
PFOA	ND	0.685	5.25	8.41		B8B0043	09-Feb-18	0.119 L	21-Feb-18 22:34	1
PFOS	ND	0.849	5.25	8.41		B8B0043	09-Feb-18	0.119 L	21-Feb-18 22:34	1
PFNA	ND	0.852	5.25	8.41		B8B0043	09-Feb-18	0.119 L	21-Feb-18 22:34	1
PFDA	ND	1.57	5.25	8.41		B8B0043	09-Feb-18	0.119 L	21-Feb-18 22:34	1
MeFOSAA	ND	1.74	5.25	8.41		B8B0043	09-Feb-18	0.119 L	21-Feb-18 22:34	1
PFUnA	ND	1.10	5.25	8.41		B8B0043	09-Feb-18	0.119 L	21-Feb-18 22:34	1
EtFOSAA	ND	1.44	5.25	8.41		B8B0043	09-Feb-18	0.119 L	21-Feb-18 22:34	1
PFDoA	ND	0.833	5.25	8.41		B8B0043	09-Feb-18	0.119 L	21-Feb-18 22:34	1
PFTrDA	ND	0.520	5.25	8.41		B8B0043	09-Feb-18	0.119 L	21-Feb-18 22:34	1
PFTeDA	ND	0.794	5.25	8.41		B8B0043	09-Feb-18	0.119 L	21-Feb-18 22:34	1

Labeled Standards	Type	% Recovery	Limits	Qualifiers	Batch	Extracted	Samp Size	Analyzed	Dilution
13C3-PFBS	IS	117	50 - 150		B8B0043	09-Feb-18	0.119 L	21-Feb-18 22:34	1
13C2-PFHxA	IS	93.4	50 - 150		B8B0043	09-Feb-18	0.119 L	21-Feb-18 22:34	1
13C4-PFHpA	IS	103	50 - 150		B8B0043	09-Feb-18	0.119 L	21-Feb-18 22:34	1
18O2-PFHxS	IS	102	50 - 150		B8B0043	09-Feb-18	0.119 L	21-Feb-18 22:34	1
13C2-PFOA	IS	95.4	50 - 150		B8B0043	09-Feb-18	0.119 L	21-Feb-18 22:34	1
13C8-PFOS	IS	109	50 - 150		B8B0043	09-Feb-18	0.119 L	21-Feb-18 22:34	1
13C5-PFNA	IS	82.7	50 - 150		B8B0043	09-Feb-18	0.119 L	21-Feb-18 22:34	1
13C2-PFDA	IS	76.6	50 - 150		B8B0043	09-Feb-18	0.119 L	21-Feb-18 22:34	1
d3-MeFOSAA	IS	71.4	50 - 150		B8B0043	09-Feb-18	0.119 L	21-Feb-18 22:34	1
13C2-PFUnA	IS	71.3	50 - 150		B8B0043	09-Feb-18	0.119 L	21-Feb-18 22:34	1
d5-EtFOSAA	IS	80.9	50 - 150		B8B0043	09-Feb-18	0.119 L	21-Feb-18 22:34	1
13C2-PFDoA	IS	79.8	50 - 150		B8B0043	09-Feb-18	0.119 L	21-Feb-18 22:34	1
13C2-PFTeDA	IS	92.8	50 - 150		B8B0043	09-Feb-18	0.119 L	21-Feb-18 22:34	1

DL - Detection Limit

LOD - Limit of Detection
LOQ - Limit of quantitation

LCL-UCL- Lower control limit - upper control limit
Results reported to the DL.

When reported, PFHxS, PFOA and PFOS include both linear and branched isomers.
Only the linear isomer is reported for all other analytes.

Sample ID: WI-AF-EB04-SO-0118

Modified EPA Method 537

Client Data				Laboratory Data			
Name:	CH2M Hill	Matrix:	Aqueous	Lab Sample:	1800269-08	Column:	BEH C18
Project:	NAS WI- AULT FIELD	Date Collected:	12-Jan-18 16:05	Date Received:	07-Feb-18 10:29		
Location:	SB607						

Analyte	Conc. (ng/L)	DL	LOD	LOQ	Qualifiers	Batch	Extracted	Samp Size	Analyzed	Dilution
PFBS	ND	2.00	5.58	8.92		B8B0043	09-Feb-18	0.112 L	21-Feb-18 22:45	1
PFHxA	ND	2.43	5.58	8.92		B8B0043	09-Feb-18	0.112 L	21-Feb-18 22:45	1
PFHpA	ND	0.659	5.58	8.92		B8B0043	09-Feb-18	0.112 L	21-Feb-18 22:45	1
PFHxS	ND	1.06	5.58	8.92		B8B0043	09-Feb-18	0.112 L	21-Feb-18 22:45	1
PFOA	ND	0.726	5.58	8.92		B8B0043	09-Feb-18	0.112 L	21-Feb-18 22:45	1
PFOS	ND	0.900	5.58	8.92		B8B0043	09-Feb-18	0.112 L	21-Feb-18 22:45	1
PFNA	ND	0.903	5.58	8.92		B8B0043	09-Feb-18	0.112 L	21-Feb-18 22:45	1
PFDA	ND	1.66	5.58	8.92		B8B0043	09-Feb-18	0.112 L	21-Feb-18 22:45	1
MeFOSAA	ND	1.84	5.58	8.92		B8B0043	09-Feb-18	0.112 L	21-Feb-18 22:45	1
PFUnA	ND	1.17	5.58	8.92		B8B0043	09-Feb-18	0.112 L	21-Feb-18 22:45	1
EtFOSAA	ND	1.53	5.58	8.92		B8B0043	09-Feb-18	0.112 L	21-Feb-18 22:45	1
PFDoA	ND	0.883	5.58	8.92		B8B0043	09-Feb-18	0.112 L	21-Feb-18 22:45	1
PFTrDA	ND	0.551	5.58	8.92		B8B0043	09-Feb-18	0.112 L	21-Feb-18 22:45	1
PFTeDA	ND	0.842	5.58	8.92		B8B0043	09-Feb-18	0.112 L	21-Feb-18 22:45	1

Labeled Standards	Type	% Recovery	Limits	Qualifiers	Batch	Extracted	Samp Size	Analyzed	Dilution
13C3-PFBS	IS	122	50 - 150		B8B0043	09-Feb-18	0.112 L	21-Feb-18 22:45	1
13C2-PFHxA	IS	102	50 - 150		B8B0043	09-Feb-18	0.112 L	21-Feb-18 22:45	1
13C4-PFHpA	IS	99.6	50 - 150		B8B0043	09-Feb-18	0.112 L	21-Feb-18 22:45	1
18O2-PFHxS	IS	99.4	50 - 150		B8B0043	09-Feb-18	0.112 L	21-Feb-18 22:45	1
13C2-PFOA	IS	92.2	50 - 150		B8B0043	09-Feb-18	0.112 L	21-Feb-18 22:45	1
13C8-PFOS	IS	88.2	50 - 150		B8B0043	09-Feb-18	0.112 L	21-Feb-18 22:45	1
13C5-PFNA	IS	86.3	50 - 150		B8B0043	09-Feb-18	0.112 L	21-Feb-18 22:45	1
13C2-PFDA	IS	74.3	50 - 150		B8B0043	09-Feb-18	0.112 L	21-Feb-18 22:45	1
d3-MeFOSAA	IS	57.8	50 - 150		B8B0043	09-Feb-18	0.112 L	21-Feb-18 22:45	1
13C2-PFUnA	IS	65.0	50 - 150		B8B0043	09-Feb-18	0.112 L	21-Feb-18 22:45	1
d5-EtFOSAA	IS	59.8	50 - 150		B8B0043	09-Feb-18	0.112 L	21-Feb-18 22:45	1
13C2-PFDoA	IS	65.8	50 - 150		B8B0043	09-Feb-18	0.112 L	21-Feb-18 22:45	1
13C2-PFTeDA	IS	78.7	50 - 150		B8B0043	09-Feb-18	0.112 L	21-Feb-18 22:45	1

DL - Detection Limit

LOD - Limit of Detection
LOQ - Limit of quantitation

LCL-UCL- Lower control limit - upper control limit
Results reported to the DL.

When reported, PFHxS, PFOA and PFOS include both linear and branched isomers.
Only the linear isomer is reported for all other analytes.

Sample ID: WI-AF-FB-012618

Modified EPA Method 537

Client Data				Laboratory Data			
Name:	CH2M Hill	Matrix:	Aqueous	Lab Sample:	1800269-09	Column:	BEH C18
Project:	NAS WI- AULT FIELD	Date Collected:	26-Jan-18 15:40	Date Received:	07-Feb-18 10:29		
Location:	SB610						

Analyte	Conc. (ng/L)	DL	LOD	LOQ	Qualifiers	Batch	Extracted	Samp Size	Analyzed	Dilution
PFBS	ND	1.88	5.25	8.41		B8B0043	09-Feb-18	0.119 L	21-Feb-18 22:57	1
PFHxA	ND	2.29	5.25	8.41		B8B0043	09-Feb-18	0.119 L	21-Feb-18 22:57	1
PFHpA	ND	0.621	5.25	8.41		B8B0043	09-Feb-18	0.119 L	21-Feb-18 22:57	1
PFHxS	ND	0.996	5.25	8.41		B8B0043	09-Feb-18	0.119 L	21-Feb-18 22:57	1
PFOA	0.725	0.684	5.25	8.41	J	B8B0043	09-Feb-18	0.119 L	21-Feb-18 22:57	1
PFOS	ND	0.848	5.25	8.41		B8B0043	09-Feb-18	0.119 L	21-Feb-18 22:57	1
PFNA	ND	0.851	5.25	8.41		B8B0043	09-Feb-18	0.119 L	21-Feb-18 22:57	1
PFDA	ND	1.57	5.25	8.41		B8B0043	09-Feb-18	0.119 L	21-Feb-18 22:57	1
MeFOSAA	ND	1.73	5.25	8.41		B8B0043	09-Feb-18	0.119 L	21-Feb-18 22:57	1
PFUnA	ND	1.10	5.25	8.41		B8B0043	09-Feb-18	0.119 L	21-Feb-18 22:57	1
EtFOSAA	ND	1.44	5.25	8.41		B8B0043	09-Feb-18	0.119 L	21-Feb-18 22:57	1
PFDoA	ND	0.833	5.25	8.41		B8B0043	09-Feb-18	0.119 L	21-Feb-18 22:57	1
PFTrDA	ND	0.519	5.25	8.41		B8B0043	09-Feb-18	0.119 L	21-Feb-18 22:57	1
PFTeDA	ND	0.794	5.25	8.41		B8B0043	09-Feb-18	0.119 L	21-Feb-18 22:57	1

Labeled Standards	Type	% Recovery	Limits	Qualifiers	Batch	Extracted	Samp Size	Analyzed	Dilution
13C3-PFBS	IS	123	50 - 150		B8B0043	09-Feb-18	0.119 L	21-Feb-18 22:57	1
13C2-PFHxA	IS	99.3	50 - 150		B8B0043	09-Feb-18	0.119 L	21-Feb-18 22:57	1
13C4-PFHpA	IS	97.1	50 - 150		B8B0043	09-Feb-18	0.119 L	21-Feb-18 22:57	1
18O2-PFHxS	IS	113	50 - 150		B8B0043	09-Feb-18	0.119 L	21-Feb-18 22:57	1
13C2-PFOA	IS	96.6	50 - 150		B8B0043	09-Feb-18	0.119 L	21-Feb-18 22:57	1
13C8-PFOS	IS	97.6	50 - 150		B8B0043	09-Feb-18	0.119 L	21-Feb-18 22:57	1
13C5-PFNA	IS	93.8	50 - 150		B8B0043	09-Feb-18	0.119 L	21-Feb-18 22:57	1
13C2-PFDA	IS	74.2	50 - 150		B8B0043	09-Feb-18	0.119 L	21-Feb-18 22:57	1
d3-MeFOSAA	IS	70.2	50 - 150		B8B0043	09-Feb-18	0.119 L	21-Feb-18 22:57	1
13C2-PFUnA	IS	63.4	50 - 150		B8B0043	09-Feb-18	0.119 L	21-Feb-18 22:57	1
d5-EtFOSAA	IS	68.9	50 - 150		B8B0043	09-Feb-18	0.119 L	21-Feb-18 22:57	1
13C2-PFDoA	IS	73.2	50 - 150		B8B0043	09-Feb-18	0.119 L	21-Feb-18 22:57	1
13C2-PFTeDA	IS	105	50 - 150		B8B0043	09-Feb-18	0.119 L	21-Feb-18 22:57	1

DL - Detection Limit

LOD - Limit of Detection
LOQ - Limit of quantitation

LCL-UCL- Lower control limit - upper control limit
Results reported to the DL.

When reported, PFHxS, PFOA and PFOS include both linear and branched isomers.
Only the linear isomer is reported for all other analytes.

Sample ID: WI-AF-EB10-0118

Modified EPA Method 537

Client Data				Laboratory Data			
Name:	CH2M Hill	Matrix:	Aqueous	Lab Sample:	1800269-10	Column:	BEH C18
Project:	NAS WI- AULT FIELD	Date Collected:	26-Jan-18 15:55	Date Received:	07-Feb-18 10:29		
Location:	SB610						

Analyte	Conc. (ng/L)	DL	LOD	LOQ	Qualifiers	Batch	Extracted	Samp Size	Analyzed	Dilution
PFBS	ND	1.85	5.17	8.26		B8B0043	09-Feb-18	0.121 L	21-Feb-18 23:08	1
PFHxA	ND	2.25	5.17	8.26		B8B0043	09-Feb-18	0.121 L	21-Feb-18 23:08	1
PFHpA	ND	0.610	5.17	8.26		B8B0043	09-Feb-18	0.121 L	21-Feb-18 23:08	1
PFHxS	ND	0.978	5.17	8.26		B8B0043	09-Feb-18	0.121 L	21-Feb-18 23:08	1
PFOA	ND	0.672	5.17	8.26		B8B0043	09-Feb-18	0.121 L	21-Feb-18 23:08	1
PFOS	ND	0.833	5.17	8.26		B8B0043	09-Feb-18	0.121 L	21-Feb-18 23:08	1
PFNA	ND	0.836	5.17	8.26		B8B0043	09-Feb-18	0.121 L	21-Feb-18 23:08	1
PFDA	ND	1.54	5.17	8.26		B8B0043	09-Feb-18	0.121 L	21-Feb-18 23:08	1
MeFOSAA	ND	1.70	5.17	8.26		B8B0043	09-Feb-18	0.121 L	21-Feb-18 23:08	1
PFUnA	ND	1.08	5.17	8.26		B8B0043	09-Feb-18	0.121 L	21-Feb-18 23:08	1
EtFOSAA	ND	1.41	5.17	8.26		B8B0043	09-Feb-18	0.121 L	21-Feb-18 23:08	1
PFDoA	ND	0.818	5.17	8.26		B8B0043	09-Feb-18	0.121 L	21-Feb-18 23:08	1
PFTrDA	ND	0.510	5.17	8.26		B8B0043	09-Feb-18	0.121 L	21-Feb-18 23:08	1
PFTeDA	ND	0.780	5.17	8.26		B8B0043	09-Feb-18	0.121 L	21-Feb-18 23:08	1

Labeled Standards	Type	% Recovery	Limits	Qualifiers	Batch	Extracted	Samp Size	Analyzed	Dilution
13C3-PFBS	IS	112	50 - 150		B8B0043	09-Feb-18	0.121 L	21-Feb-18 23:08	1
13C2-PFHxA	IS	90.9	50 - 150		B8B0043	09-Feb-18	0.121 L	21-Feb-18 23:08	1
13C4-PFHpA	IS	98.8	50 - 150		B8B0043	09-Feb-18	0.121 L	21-Feb-18 23:08	1
18O2-PFHxS	IS	86.8	50 - 150		B8B0043	09-Feb-18	0.121 L	21-Feb-18 23:08	1
13C2-PFOA	IS	107	50 - 150		B8B0043	09-Feb-18	0.121 L	21-Feb-18 23:08	1
13C8-PFOS	IS	84.3	50 - 150		B8B0043	09-Feb-18	0.121 L	21-Feb-18 23:08	1
13C5-PFNA	IS	98.5	50 - 150		B8B0043	09-Feb-18	0.121 L	21-Feb-18 23:08	1
13C2-PFDA	IS	77.4	50 - 150		B8B0043	09-Feb-18	0.121 L	21-Feb-18 23:08	1
d3-MeFOSAA	IS	68.8	50 - 150		B8B0043	09-Feb-18	0.121 L	21-Feb-18 23:08	1
13C2-PFUnA	IS	74.8	50 - 150		B8B0043	09-Feb-18	0.121 L	21-Feb-18 23:08	1
d5-EtFOSAA	IS	80.2	50 - 150		B8B0043	09-Feb-18	0.121 L	21-Feb-18 23:08	1
13C2-PFDoA	IS	69.2	50 - 150		B8B0043	09-Feb-18	0.121 L	21-Feb-18 23:08	1
13C2-PFTeDA	IS	88.1	50 - 150		B8B0043	09-Feb-18	0.121 L	21-Feb-18 23:08	1

DL - Detection Limit

LOD - Limit of Detection
LOQ - Limit of quantitation

LCL-UCL- Lower control limit - upper control limit
Results reported to the DL.

When reported, PFHxS, PFOA and PFOS include both linear and branched isomers.
Only the linear isomer is reported for all other analytes.

DATA QUALIFIERS & ABBREVIATIONS

B	This compound was also detected in the method blank.
D	Dilution
E	The associated compound concentration exceeded the calibration range of the instrument.
H	Recovery and/or RPD was outside laboratory acceptance limits.
I	Chemical Interference
J	The amount detected is below the Reporting Limit/LOQ.
M	Estimated Maximum Possible Concentration. (CA Region 2 projects only)
*	See Cover Letter
Conc.	Concentration
NA	Not applicable
ND	Not Detected
TEQ	Toxic Equivalency
U	Not Detected (specific projects only)

Unless otherwise noted, solid sample results are reported in dry weight. Tissue samples are reported in wet weight.

CERTIFICATIONS

Accrediting Authority	Certificate Number
Alaska Department of Environmental Conservation	17-013
Arkansas Department of Environmental Quality	17-015-0
California Department of Health – ELAP	2892
DoD ELAP - A2LA Accredited - ISO/IEC 17025:2005	3091.01
Florida Department of Health	E87777-18
Hawaii Department of Health	N/A
Louisiana Department of Environmental Quality	01977
Maine Department of Health	2016026
Minnesota Department of Health	1322288
New Hampshire Environmental Accreditation Program	207717
New Jersey Department of Environmental Protection	CA003
New York Department of Health	11411
Oregon Laboratory Accreditation Program	4042-008
Pennsylvania Department of Environmental Protection	014
Texas Commission on Environmental Quality	T104704189-17-8
Virginia Department of General Services	9077
Washington Department of Ecology	C584
Wisconsin Department of Natural Resources	998036160

Current certificates and lists of licensed parameters are located in the Quality Assurance office and are available upon request.



CHAIN OF CUSTODY

For Laboratory Use Only
 Work Order #: 1800269 Temp: 0.5 °C
 Storage ID: WR-2 Storage Secured: Yes No

Project ID: NAS WI - AULT FIELD PO#: _____ Sampler: MORGAN BRUNO (name)

TAT (check one): 21 days 14 days 7 days Specify: _____
 Rush (surcharge may apply) 14 days 7 days

Invoice to: Name _____ Company CH2M Address _____ City _____ State _____ Ph# _____ Fax# _____

Relinquished by (printed name and signature)	Date	Time	Received by (printed name and signature)	Date	Time
<u>Morgan Bruno</u>					
<u>Rachel Clemon</u>	<u>2/6/18</u>	<u>1300</u>	<u>B. Benedict</u>	<u>02/07/18</u>	<u>1047</u>

SHIP TO: Vista Analytical Laboratory
 1104 Windfield Way
 El Dorado Hills, CA 95762
 (916) 673-1520 * Fax (916) 673-0106
 Method of Shipment: Fedex
 Tracking No.: _____

Add Analysis(es) Requested		Container(s)		Mod. EPA Method 537		EPA Method 537(DW only)	
Quantity	Type	Matrix	PFOA/PFOS	UCMR3 PFAS List: 6	537 List: 14	Full List of 26	Other: Please List Below

Sample ID	Date	Time	Location/Sample Description	Quantity	Type	Matrix	PFOA/PFOS	UCMR3 PFAS List: 6	537 List: 14	Full List of 26	Other: Please List Below	PFOA/PFOS	UCMR3 PFAS List: 6	537 List: 14	Comments
<u>WI-AF-FB-010518</u>	<u>1/5/18</u>	<u>1010</u>	<u>Reagent Blank</u>	<u>2</u>	<u>P</u>	<u>AQ</u>			<u>X</u>						
<u>WI-AF-EB-0110</u>	<u>1/5/18</u>	<u>1230</u>	<u>Equip Blank</u>	<u>2</u>	<u>P</u>	<u>AQ</u>			<u>X</u>						
<u>WI-AF-SB614-0101-0118</u>	<u>1/5/18</u>	<u>0915</u>	<u>SB-614</u>	<u>1</u>	<u>PS</u>	<u>SO</u>			<u>X</u>				<u>X</u>		
<u>WI-AF-SB614-0102-0118</u>	<u>1/5/18</u>	<u>0910</u>	<u>SB-614</u>	<u>1</u>	<u>PS</u>	<u>SO</u>			<u>X</u>				<u>X</u>		
<u>WI-AF-SB614-0102-0118</u>	<u>1/5/18</u>	<u>0920</u>	<u>SB-614</u>	<u>1</u>	<u>PS</u>	<u>SO</u>			<u>X</u>				<u>X</u>		
<u>WI-AF-FB-010718</u>	<u>1/7/18</u>	<u>1250</u>	<u>Reagent Blank</u>	<u>2</u>	<u>P</u>	<u>AQ</u>			<u>X</u>						
<u>WI-AF-EB-0110</u>	<u>1/7/18</u>	<u>1305</u>	<u>Equip blank</u>	<u>2</u>	<u>P</u>	<u>AQ</u>			<u>X</u>						
<u>WI-AF-SB612-0101-0118</u>	<u>1/7/18</u>	<u>0855</u>	<u>SB-612</u>	<u>1</u>	<u>PS</u>	<u>SO</u>			<u>X</u>				<u>X</u>		
<u>WI-AF-SB612-0104-0118</u>	<u>1/7/18</u>	<u>0900</u>	<u>SB-612</u>	<u>1</u>	<u>PS</u>	<u>SO</u>			<u>X</u>				<u>X</u>		
<u>WI-AF-SB612-0105-0118</u>	<u>1/7/18</u>	<u>0920</u>	<u>SB-612</u>	<u>1</u>	<u>PS</u>	<u>SO</u>			<u>X</u>				<u>X</u>		

Special Instructions/Comments: _____

SEND DOCUMENTATION AND RESULTS TO:

Name: TIFFANY HILL
 Company: CH2M
 Address: 1100 NG ARCADE BLVD STE 3000
 City: CORVALLIS State: OR Zip: 97330
 Phone: 541-768-3149 Fax: _____
 Email: TIFFANY.HILL@CH2M.COM

Container Types: P= HDPE, PJ= HDPE Jar Bottle Preservation Type: T = Thiosulfate, Matrix Types: AQ = Aqueous, DW = Drinking Water, EF = Effluent, PP = Pulp/Paper, SD = Sediment, SL = Sludge, SO = Soil, WW = Wastewater, B = Blood/Serum, O = Other: _____
 O = Other: _____ TZ = Trizma: _____



EXACT COPY OF THE ORIGINAL

INIT WAS 02/07/18

COOLER #1

Page 2 of 4

CHAIN OF CUSTODY

For Laboratory Use Only
 Work Order #: 1800269 Temp: 0.5 °C
 Storage ID: WR-2 Storage Secured: Yes No

Project ID: NAS WI - AULT FIELD PO#: _____ Sampler: Morgan Bruno (name)

TAT Standard: 21 days
 (check one): Rush (surcharge may apply) 14 days 7 days Specify: _____
 State _____ Ph# _____ Fax# _____

Invoice to: Name CH2M Company _____ Address _____ City _____ State _____

Relinquished by (printed name and signature)	Date	Time	Received by (printed name and signature)	Date	Time
<u>Morgan Bruno</u>					
<u>Rachel C...</u>			<u>B. Benedict</u>	<u>02/07/18</u>	<u>1047</u>

SHIP TO: Vista Analytical Laboratory
 1104 Windfield Way
 El Dorado Hills, CA 95762
 (916) 673-1520 * Fax (916) 673-0106
 Method of Shipment: FedEx
 Tracking No.: _____

Add Analysis(es) Requested		Container(s)		Mod. EPA Method 537		EPA Method 537(DW only)		Comments
Quantity	Type	Matrix	PFDA/ PFOS	UCMR3 PFAS List: 6	537 List: 14	Full List of 28	Other: Please List Below	
1	P	SO		X				
1	P	SO		X				
1	P	SO		X				
1	P	SO		X				
1	P	SO		X				
1	P	SO		X				
2	P	AQ		X				
2	P	AQ		X				
1	P	SO		X				

Sample ID	Date	Time	Location/Sample Description	Quantity	Type	Matrix	PFDA/ PFOS	UCMR3 PFAS List: 6	537 List: 14	Full List of 28	Other: Please List Below	PFDA/ PFOS	UCMR3 PFAS List: 6	PFAS List: 14	Comments
11-AF-SB612-04.505.5-0118MS	1/7/18	0920	SB612	1	P	SO		X							
11-AF-SB612-04.505.5-0118SD	1/7/18	0920	SB612	1	P	SO		X							
11-AF-SB612-6B70-0118	1/7/18	1300	SB612	1	P	SO		X							
11-AF-SB613-0400.5-0118	1/10/18	1155	SB613	1	P	SO		X							
11-AF-SB613-01.502-0118	1/10/18	1200	SB613	1	P	SO		X							
11-AF-SB613-03.504.5-0118	1/10/18	1210	SB613	1	P	SO		X							
11-AF-SB613-5057.5-0118	1/10/18	1515	SB613	1	P	SO		X							
11-AF-FB-011018	1/10/18	1310	SB613	2	P	AQ		X							
11-AF-EB03-50-0118	1/10/18	1315	SB613	2	P	AQ		X							
11-AF-SB607-0005-0118	1/12/18	1520	SB607	1	P	SO		X							

Special Instructions/Comments: _____

SEND DOCUMENTATION AND RESULTS TO:

Name: Tiffany Hill
 Company: CH2M
 Address: 1100 NG Circle Blvd Ste 300
 City: Corvallis State: OR Zip: 97330
 Phone: 541-768-3109 Fax: _____
 Email: TIFFANY.HILL@CH2M.COM

Container Types: P= HDPE, PJ= HDPE Jar
 Bottle Preservation Type: T = Thiosulfate, TZ = Trizma: _____
 Matrix Types: AQ = Aqueous, DW = Drinking Water, EF = Effluent, PP = Pulp/Paper, SD = Sediment, SL = Sludge, SO = Soil, WW = Wastewater, B = Blood/Serum, O = Other: _____

EXACT COPY OF THE ORIGINAL
INIT WWS 02/07/18

code # 1

Pg 3 of 4



CHAIN OF CUSTODY

For Laboratory Use Only
Work Order #: 1800269 Temp: 0.5 °C
Storage ID: WR-2 Storage Secured: Yes No

Project ID: NAS WI - AULT FIELD PO#: _____ Sampler: MORGAN BRUNO
(name)

TAT Standard: 21 days
(check one): Rush (surcharge may apply)
 14 days 7 days Specify: _____
State Ph# Fax#

Invoice to: Name Company Address City State Ph# Fax#

CH2M

Relinquished by (printed name and signature) Date Time Received by (printed name and signature) Date Time

Morgan Bruno

Relinquished by (printed name and signature) Date Time Received by (printed name and signature) Date Time

Rachel Clanner

RH

2/6/18 1300

B. Benedict

02/07/18 1046

SHIP TO: Vista Analytical Laboratory
1104 Windfield Way
El Dorado Hills, CA 95762
(916) 673-1520 * Fax (916) 673-0106

Method of Shipment: _____

Add Analysis(es) Requested

Container(s)

Tracking No.: _____

Mod. EPA Method 537

EPA Method 537(DW only)

1800269

Sample ID	Date	Time	Location/Sample Description	Quantity	Type	Matrix	PFAS List: 14	PFAS List: 14	PFAS List: 14	PFAS List: 14	Comments
<u>1-AF-SB607-0405-0110</u>	<u>1/12/18</u>	<u>1525</u>	<u>SB607</u>	<u>1</u>	<u>PS</u>	<u>SU</u>		<u>X</u>			
<u>1-AF-SB607-0403-0110</u>	<u>1/12/18</u>	<u>1530</u>	<u>SB607</u>	<u>1</u>	<u>PS</u>	<u>SU</u>		<u>X</u>			
<u>1-AF-SB607-0405-0110</u>	<u>1/12/18</u>	<u>1545</u>	<u>SB607</u>	<u>1</u>	<u>PS</u>	<u>SU</u>		<u>X</u>			
<u>1-AF-SB607-1011-0110</u>	<u>1/12/18</u>	<u>1555</u>	<u>SB607</u>	<u>1</u>	<u>PS</u>	<u>SU</u>		<u>X</u>			
<u>1-AF-FB-011210</u>	<u>1/12/18</u>	<u>1600</u>	<u>SB607</u>	<u>2</u>	<u>PS</u>	<u>AQ</u>		<u>X</u>			
<u>1-AF-EB04-SO-0110</u>	<u>1/12/18</u>	<u>1605</u>	<u>SB607</u>	<u>2</u>	<u>PS</u>	<u>AQ</u>		<u>X</u>			

Special Instructions/Comments: _____

SEND DOCUMENTATION AND RESULTS TO:

Name: TIFFANY HILL
Company: CH2M
Address: 1100 NE CIRCLE BLVD STE 300
City: CORVALLIS State: OR Zip: 97330
Phone: 541-768-3109 Fax: _____
Email: TIFFANY.HILL@CH2M.COM

Container Types: P= HDPE, PJ= HDPE Jar
O = Other: _____

Bottle Preservation Type: T = Thiosulfate,
TZ = Trizma: _____

Matrix Types: AQ = Aqueous, DW = Drinking Water, EF = Effluent, PP = Pulp/Paper, SD = Sediment,
SL = Sludge, SO = Soil, WW = Wastewater, B = Blood/Serum, O = Other: _____



EXACT COPY OF THE ORIGINAL

INIT WWS 02/07/18

Location #1

Page 4 of 4

CHAIN OF CUSTODY

For Laboratory Use Only
 Work Order #: 1800269 Temp: 0.5 °C
 Storage ID: WR-2 Storage Secured: Yes No

Project ID: NAS WI - AULT FIELD PO#: _____ Sampler: MORGAN BRUND
 (name)

TAT Standard: 21 days
 (check one): Rush (surcharge may apply)
 14 days 7 days Specify: _____

Invoice to: Name _____ Company _____ Address _____ City _____ State _____ Ph# _____ Fax# _____

Relinquished by (printed name and signature) _____ Date _____ Time _____ Received by (printed name and signature) _____ Date _____ Time _____

MORGAN BRUND my ir

Relinquished by (printed name and signature) _____ Date _____ Time _____ Received by (printed name and signature) _____ Date _____ Time _____

Rachael Clannan 2/6/18 1300 Benedict 1/18 02/07/18 1046

SHIP TO: Vista Analytical Laboratory
 1104 Windfield Way
 El Dorado Hills, CA 95762
 (916) 673-1520 * Fax (916) 673-0106

Method of Shipment: _____ Tracking No.: _____

ATTN: _____

Add Analysis(es) Requested

Container(s)

Mod. EPA Method 537
 EPA Method 537(DW only)

Sample ID	Date	Time	Location/Sample Description	Add Analysis(es) Requested								Comments						
				Quantity	Type	Matrix	PFOA/PFOS	UCMR3 PFAS List: 6	537 List: 14	Full List of 28	Other, Please List Below		PFOA/PFOS	UCMR3 PFAS List: 6	PFAS List: 14			
WI-AF-EB-Φ12618	1/26/18	1540	SB61Φ	2	P	AQ												
WI-AF-EB10-Φ118	1/26/18	1555	SB61Φ	2	P	AQ												
WI-AF-SB61Φ-394Φ-Φ118	1/26/18	1545	SB61Φ	1	P	SO												
WI-AF-SB61Φ-394Φ-Φ118	1/26/18	1550	SB61Φ	1	P	SO												

Special Instructions/Comments: _____

SEND DOCUMENTATION AND RESULTS TO:

Name: TIFFANY HILL
 Company: CH2M
 Address: 1100 NE CIRCLE BLVD STE 300
 City: CORVALLIS State: OR Zip: 97330
 Phone: 541-768-3109 Fax: _____
 Email: TIFFANY.HILL@CH2M.COM

Container Types: P= HDPE, PJ= HDPE Jar

Bottle Preservation Type: T = Thiosulfate,

Matrix Types: AQ = Aqueous, DW = Drinking Water, EF = Effluent, PP = Pulp/Paper, SD = Sediment,

O = Other: _____

TZ = Trizma: _____

SL = Sludge, SO = Soil, WW = Wastewater, B = Blood/Serum, O = Other: _____

Sample Log-in Checklist

 EXACT COPY OF THE ORIGINAL
 INIT WWS 02/07/18

 Vista Work Order #: 1800269 TAT 7 day

Samples Arrival:	Date/Time: 02/07/18 1029	Initials: MSB	Location: WR-2
			Shelf/Rack: NA
Logged In:	Date/Time: 02/07/18 1321	Initials: WWS <i>MSB</i>	Location: WR-2
			Shelf/Rack: E-4
Delivered By:	<input checked="" type="checkbox"/> FedEx	<input type="checkbox"/> UPS	<input type="checkbox"/> On Trac
		<input type="checkbox"/> GSO	<input type="checkbox"/> DHL
		<input type="checkbox"/> Hand Delivered	<input type="checkbox"/> Other
Preservation:	<input checked="" type="checkbox"/> Ice	<input type="checkbox"/> Blue Ice	<input type="checkbox"/> Dry Ice
	<input type="checkbox"/> None		
Temp °C: 0.6 (uncorrected)	Time: 1048		Thermometer ID: IR-4
Temp °C: 0.5 (corrected)	Probe used: Yes <input type="checkbox"/> No <input checked="" type="checkbox"/>		

	YES	NO	NA
Adequate Sample Volume Received?	✓		
Holding Time Acceptable?	✓	✓	
Shipping Container(s) Intact?	✓		
Shipping Custody Seals Intact?	✓		
Shipping Documentation Present?	✓		
Airbill	Trk # 78961537 9965	✓	
Sample Container Intact?	✓		
Sample Custody Seals Intact?	✓	✓	✓
Chain of Custody / Sample Documentation Present?	✓		
COC Anomaly/Sample Acceptance Form completed?	✓	✓	✓
If Chlorinated or Drinking Water Samples, Acceptable Preservation?			✓
Preservation Documented:	<input type="checkbox"/> Na ₂ S ₂ O ₃	<input type="checkbox"/> Trizma	<input checked="" type="checkbox"/> None
	<input checked="" type="checkbox"/> Yes	<input type="checkbox"/> No	<input type="checkbox"/> NA
Shipping Container	<input checked="" type="checkbox"/> Vista	<input type="checkbox"/> Client	<input type="checkbox"/> Retain
	<input type="checkbox"/> Return	<input type="checkbox"/> Dispose	

Comments:

Chain of Custody Anomaly/Sample Acceptance Form



Client: CH2M Hill
 Contact: Tiffany Hill
 Email: tiffany.hill@ch2m.com
 Phone: (541) 768-3109

Workorder Number: 1800269
 Date Received: 07-Feb-18 10:29
 Documented by/date: B.Benedict 02/07/2018

Please review the following information and complete the Client Authorization section. To comply with NELAC regulations, we must receive authorization before proceeding with sample analysis.

Thank you,

Martha Maier
 mmaier@vista-analytical.com
 916-673-1520

The following information or item is needed to proceed with analysis:

- | | | |
|--|---|---|
| <input type="checkbox"/> Complete Chain-of-Custody | <input type="checkbox"/> Preservative | <input type="checkbox"/> Collector's Name |
| <input type="checkbox"/> Test Method Requested | <input type="checkbox"/> Sample Identification | <input type="checkbox"/> Sample Type |
| <input type="checkbox"/> Analyte List Requested | <input type="checkbox"/> Sample Collection Date and/or Time | <input type="checkbox"/> Sample Location |
| <input type="checkbox"/> Other: | | |

The following anomalies were noted. Authorization is needed to proceed with analysis.

- | | | | |
|---|---|-----|-----------|
| <input type="checkbox"/> Temperature outside < 6°C Range | Samples Affected: _____ | | |
| Temperature _____ °C | Ice Present? | Yes | No Melted |
| <input type="checkbox"/> Sample ID Discrepancy | <input type="checkbox"/> Insufficient Sample Size | | |
| <input checked="" type="checkbox"/> Sample Holding Time Missed: See Comments | <input type="checkbox"/> Sample Container(s) Broken | | |
| <input type="checkbox"/> Custody Seals Broken | <input type="checkbox"/> Incorrect Container Type | | |

Comments: Samples collected before 01-24-18; Hold Times Missed

Client Authorization	
Proceed with Analysis: <input checked="" type="radio"/> YES <input type="radio"/> NO	Signature and Date: <u>Lauren A. Blakney</u>
Client Comments/Instructions: <u>per client, proceed with analysis of samples out of hold.</u>	

Chain of Custody Anomaly/Sample Acceptance Form



Client: CH2M Hill
 Contact: Tiffany Hill
 Email: tiffany.hill@ch2m.com
 Phone: (541) 768-3109

Workorder Number: 1800269
 Date Received: 07-Feb-18 10:29
 Documented by/date: B.Benedict 02/09/18

Please review the following information and complete the Client Authorization section. To comply with NELAC regulations, we must receive authorization before proceeding with sample analysis.

Thank you,

Martha Maier
 mmaier@vista-analytical.com
 916-673-1520

The following information or item is needed to proceed with analysis:

- | | | |
|--|---|---|
| <input type="checkbox"/> Complete Chain-of-Custody | <input type="checkbox"/> Preservative | <input type="checkbox"/> Collector's Name |
| <input type="checkbox"/> Test Method Requested | <input type="checkbox"/> Sample Identification | <input type="checkbox"/> Sample Type |
| <input type="checkbox"/> Analyte List Requested | <input type="checkbox"/> Sample Collection Date and/or Time | <input type="checkbox"/> Sample Location |
| <input type="checkbox"/> Other: | | |

The following anomalies were noted. Authorization is needed to proceed with analysis.

- | | |
|--|---|
| <input type="checkbox"/> Temperature outside < 6°C Range
Temperature _____ °C | Samples Affected: _____
Ice Present? Yes No Melted |
| <input checked="" type="checkbox"/> Sample ID Discrepancy: See Comments | <input type="checkbox"/> Insufficient Sample Size |
| <input type="checkbox"/> Sample Holding Time Missed | <input type="checkbox"/> Sample Container(s) Broken |
| <input type="checkbox"/> Custody Seals Broken | <input type="checkbox"/> Incorrect Container Type |

Comments:

<u>COC ID</u>	<u>Label ID</u>
WI-AF-EB10-0118	WI-AF-EB10-SO-0118

Client Authorization

Proceed with Analysis: YES NO Signature and Date: Matthew A. Beakney 2-9-18

Client Comments/Instructions: Per client instruction, label ID is correct, not COC ID.

EXTRACTION INFORMATION

Process Sheet
 Workorder: **1800269**

PRIORITY

Prep Expiration: 2018-Feb-09
 Client: CH2M Hill

19
 Workorder Due: **20-Feb-18 00:00**

Method: **537M PFAS DOD (LOQ as mRL)**
 Matrix: **Aqueous**

TAT: 1512
 Prep Batch: B8 B0043

Version: 537 (14 Analyte)
 DoD: **DoD QSM 5.1**

Prep Data Entered: 2-10-18 HL
Date and Initials

Initial Sequence: SOB W49

LabSampID	A/B	Prep Rec	Spike Rec	ClientSampleID	Comments	Location	Container
1800269-01	A	<input checked="" type="checkbox"/>	<input checked="" type="checkbox"/>	WI-AF-FB-010518		WR-2 E-4	HDPE Bottle, 125 mL
1800269-02	↓	<input checked="" type="checkbox"/>	<input checked="" type="checkbox"/>	WI-AF-EB01-SO-0118		WR-2 E-4	HDPE Bottle, 125 mL
1800269-03		<input checked="" type="checkbox"/>	<input checked="" type="checkbox"/>	WI-AF-FB-010718		WR-2 E-4	HDPE Bottle, 125 mL
1800269-04		<input checked="" type="checkbox"/>	<input checked="" type="checkbox"/>	WI-AF-EB02-SO-0118		WR-2 E-4	HDPE Bottle, 125 mL
1800269-05		<input checked="" type="checkbox"/>	<input checked="" type="checkbox"/>	WI-AF-FB-011018		WR-2 E-4	HDPE Bottle, 125 mL
1800269-06		<input checked="" type="checkbox"/>	<input checked="" type="checkbox"/>	WI-AF-EB03-SO-0118		WR-2 E-4	HDPE Bottle, 125 mL
1800269-07		<input checked="" type="checkbox"/>	<input checked="" type="checkbox"/>	WI-AF-FB-011218		WR-2 E-4	HDPE Bottle, 125 mL
1800269-08		<input checked="" type="checkbox"/>	<input checked="" type="checkbox"/>	WI-AF-EB04-SO-0118		WR-2 E-4	HDPE Bottle, 125 mL
1800269-09		<input checked="" type="checkbox"/>	<input checked="" type="checkbox"/>	WI-AF-FB-012618		WR-2 E-4	HDPE Bottle, 125 mL
1800269-10		<input type="checkbox"/>	<input type="checkbox"/>	WI-AF-EB10-0118	"WI-AF-EB10-SO-0118" ✓ MA 02109118	WR-2 E-4	HDPE Bottle, 125 mL

Pre-Prep Check Out: MA 2/9/18
 Pre-Prep Check In: NA

Prep Check Out: NA
 Prep Check In: NR

Prep Reconciled Initials/Date: MA 2/9/18
 Spike Reconciled Initials/Date: KC 2/9/18
 VialBoxID: Still SPE

LabNumber	WetWeight (Initial)	% Solids (Extraction Solids)	DryWeight	Final	Extracted	Ext By	Spike	SpikeAmount	ClientMatrix	Analysis
1800250-01	0.25986 ✓	NA	NA	1000	09-Feb-18 10:00	KC			Aqueous	537M Linear All/Branched/
1800250-02	0.26483 ✓			1000	09-Feb-18 10:00	KC			Aqueous	537M Linear All/Branched/
1800250-03	0.26364 ✓			1000	09-Feb-18 10:00	KC			Aqueous	537M Linear All/Branched/
1800250-04	0.26062 ✓			1000	09-Feb-18 10:00	KC			Aqueous	537M Linear All/Branched/
1800250-05	0.26466 ✓			1000	09-Feb-18 10:00	KC			Aqueous	537M Linear All/Branched/
1800250-06	0.26655 ✓			1000	09-Feb-18 10:00	KC			Aqueous	537M Linear All/Branched/
1800250-07	0.26758 ✓			1000	09-Feb-18 10:00	KC			Aqueous	537M Linear All/Branched/
1800250-08	0.26581 ✓			1000	09-Feb-18 10:00	KC			Aqueous	537M Linear All/Branched/
1800250-09	0.26404 ✓			1000	09-Feb-18 10:00	KC			Aqueous	537M Linear All/Branched/
1800264-01	0.25714 ✓			1000	09-Feb-18 10:00	KC			Aqueous	537M Linear All/Branched/
1800269-01	0.11996 ✓			1000	09-Feb-18 10:00	KC			Aqueous	537M PFAS DOD (LOQ as
1800269-02	0.11331 ✓			1000	09-Feb-18 10:00	KC			Aqueous	537M PFAS DOD (LOQ as
1800269-03	0.11871 ✓			1000	09-Feb-18 10:00	KC			Aqueous	537M PFAS DOD (LOQ as
1800269-04	0.09189 ✓			1000	09-Feb-18 10:00	KC			Aqueous	537M PFAS DOD (LOQ as
1800269-05	0.11822 ✓			1000	09-Feb-18 10:00	KC			Aqueous	537M PFAS DOD (LOQ as
1800269-06	0.11899 ✓			1000	09-Feb-18 10:00	KC			Aqueous	537M PFAS DOD (LOQ as
1800269-07	0.11884 ✓			1000	09-Feb-18 10:00	KC			Aqueous	537M PFAS DOD (LOQ as
1800269-08	0.11209 ✓			1000	09-Feb-18 10:00	KC			Aqueous	537M PFAS DOD (LOQ as
1800269-09	0.11891 ✓			1000	09-Feb-18 10:00	KC			Aqueous	537M PFAS DOD (LOQ as
1800269-10	0.12107 ✓			1000	09-Feb-18 10:00	KC			Aqueous	537M PFAS DOD (LOQ as
B8B0043-BLK1	0.25 ✓			1000	09-Feb-18 10:00	KC				QC
B8B0043-BS1	0.25 ✓			1000	09-Feb-18 10:00	KC	17L2103	10		QC
B8B0043-BSD1	0.25 ✓			1000	09-Feb-18 10:00	KC	17L2103	10		QC

HC
2-10-18

PREPARATION BENCH SHEET

Matrix: Aqueous

B8B0043

Chemist: KC

Method: 537M Linear All/Branched/Total PFHxS/PFOA/

Prep Date/Time: 07-Feb-18 08:32

Method: 537M PFAS DOD (LOQ as mL)

9 10:00
KC 2/9/18

Prepared using: LCMS - SPE Extraction-LCMS

Date/Initials: 02/09/18 MA BalanceID: HRMS-8

Cen	VISTA Sample ID	pH Before	pH After	Chlorine (Cl)	Drops HCl Added	Bottle + Sample (g)	Bottle Only (g)	Sample Amt. (L)	IS/NS CHEM/WIT DATE	SPE	RS CHEM/WIT DATE
<input type="checkbox"/>	B8B0043-BLK1	5	2	0	3	NA	NA	(0.250)	KC MA 2/9/18	MAZR 2/9/18	ZK HN 2/9/18 (E)
<input type="checkbox"/>	B8B0043-BS1	5	2	0	3	↓	↓	↓			
<input type="checkbox"/>	B8B0043-BSD1	5	2	0	3	↓	↓	↓			
<input checked="" type="checkbox"/>	1800250-01	6	2	0	4	287.49	27.63	0.25986			
<input checked="" type="checkbox"/>	1800250-02	6	2	0	4	292.46	27.63	0.26483			
<input checked="" type="checkbox"/>	1800250-03	6	2	0	5	291.26	27.62	0.26364			
<input checked="" type="checkbox"/>	1800250-04	6	2	0	4	287.54	26.92	0.26062			
<input checked="" type="checkbox"/>	1800250-05 (B)(D)	6	2	0	4	292.00	27.34	0.26466			
<input checked="" type="checkbox"/>	1800250-06	6	2	0	4	294.25	27.70	0.26655			
<input checked="" type="checkbox"/>	1800250-07	6	2	0	4	295.13	27.55	0.26758			
<input checked="" type="checkbox"/>	1800250-08	6	2	0	4	292.90	27.09	0.26581			
<input checked="" type="checkbox"/>	1800250-09	6	2	0	4	291.76	27.72	0.26404			
<input checked="" type="checkbox"/>	1800264-01 (C)	6	2	0	4	284.62	27.48	0.25714			
<input type="checkbox"/>	1800269-01	4	2	0	1	146.63	26.67	0.11996			
<input type="checkbox"/>	1800269-02	4	2	0	1	139.94	26.63	0.11331			
<input type="checkbox"/>	1800269-03	4	2	0	1	145.41	26.70	0.11871			

IS: <u>17L2601, 10mL (V3)</u> IS SUP: <u>NA</u> NS: <u>17L2103, 10mL (V3)</u> RS: <u>17L2332, 10mL (V3)</u>	SPE Chem: <u>Strata X-AW 33um 200mg/6mL</u> Ele SOLV: <u>0.5% NH4OH in MeOH, MeOH</u> Final Volume(s): <u>1mL</u>	Notes: (B) Centrifuged three times MA 02/09/18 (C) centrifuged twice MA 02/09/18 (D) After 50mL of sample passed through, the cartridge clogged so transferred to two cartridges MA 02/09/18 (E) HN was spiker & ZK was witness
--	---	--

Comments: Assume 1 g = 1 mL
Cen = Centrifuged

PREPARATION BENCH SHEET

Matrix: Aqueous

B8B0043

Chemist: KC

Method: 537M Linear All/Branched/Total PFHxS/PFOA/

Prep Date/Time: 17-Feb-18 08:22

Method: 537M PFAS DOD (LOQ as mRL)

9 10:00
KC 2/19/18

Prepared using: LCMS - SPE Extraction-LCMS

		Date/Initials: <u>02/10/18 MA</u>			Balance ID: <u>HRMS-8</u>						
Cen	VISTA Sample ID	pH Before	pH After	Chlorine (Cl)	Drops HCl Added	Bottle + Sample (g)	Bottle Only (g)	Sample Amt. (L)	IS/NS CHEM/WIT DATE	SPE	RS CHEM/WIT DATE
<input type="checkbox"/>	1800269-04 (A)	4	2	0	1	118.64	26.75	0.09189	KC MA 2/19/18	MA 2/19/18	HN FR 2/19/18
<input type="checkbox"/>	1800269-05	4	2	0	1	144.92	26.70	0.11822	at 2/10/18	↓	↓
<input type="checkbox"/>	1800269-06	4	2	0	1	145.81	26.82	0.11899	↓	↓	↓
<input type="checkbox"/>	1800269-07	4	2	0	1	145.60	26.76	0.11884	↓	↓	↓
<input type="checkbox"/>	1800269-08	4	2	0	1	138.74	26.65	0.11209	↓	↓	↓
<input type="checkbox"/>	1800269-09	4	2	0	1	145.72	26.81	0.11891	↓	↓	↓
<input type="checkbox"/>	1800269-10	4	2	0	1	147.76	26.69	0.12107	↓	↓	↓

IS: <u>17L2601, 104L (V3)</u> IS SUP: <u>NA</u> NS: <u>17L2103, 104L (V3)</u> RS: <u>17L2332, 104L (V3)</u>	SPE Chem: <u>Strata X-AW 33um ^{200mg} 6mL</u> Ele SOLV: <u>0.5% NH4OH in MeOH/MeOH</u> Final Volume(s) <u>1mL</u>	Notes: (A) Sample received with low volume MA 02/10/18
--	--	--

Comments: Assume 1 g = 1 mL
Cen = Centrifuged

SAMPLE DATA – MODIFIED EPA METHOD 537

Dataset: Z:\Projects\PFAS.PRO\Results\180221M1\180221M1-20.qld

Last Altered: Friday, February 23, 2018 10:38:03 Pacific Standard Time
 Printed: Saturday, February 24, 2018 10:26:09 Pacific Standard Time

Method: Z:\Projects\PFAS.PRO\MethDB\PFAS_FULL_80C_022118.mdb 22 Feb 2018 10:27:20

Calibration: Z:\Projects\PFAS.PRO\CurveDB\C18_VAL-PFAS_Q4_02-21-18-FULL.cdb 22 Feb 2018 11:04:24

Name: 180221M1_20, Date: 21-Feb-2018, Time: 18:44:35, ID: B8B0043-BLK1 Method Blank 0.25, Description: Method Blank

	# Name	Trace	Area	IS Area	Wt./Vol.	RRF	Pred.RT	RT	y Axis Resp.	Conc.	%Rec
1	3 PFBS	299.0 > 79.7		9.94e2	0.250		2.60				
2	5 PFHxA	313.2 > 268.9		2.53e3	0.250		3.19				
3	7 PFHpA	363.0 > 318.9		5.49e3	0.250		3.81				
4	8 L-PFHxS	398.9 > 79.6		7.81e2	0.250		3.85				
5	11 L-PFOA	413 > 368.7		8.90e3	0.250		4.22				
6	14 PFNA	463.0 > 418.8		5.92e3	0.250		4.76				
7	16 L-PFOS	499 > 79.9		2.17e3	0.250		4.74				
8	18 PFDA	513 > 468.8		6.35e3	0.250		5.14				
9	21 N-MeFOSAA	570.1 > 419		2.71e3	0.250		5.29				
10	22 N-EtFOSAA	584.2 > 419		2.87e3	0.250		5.45				
11	23 PFUdA	563.0 > 518.9		6.93e3	0.250		5.46				

Dataset: Z:\Projects\PFAS.PRO\Results\180221M1\180221M1-20.qld

Last Altered: Friday, February 23, 2018 10:38:03 Pacific Standard Time
Printed: Saturday, February 24, 2018 10:26:22 Pacific Standard Time

Method: Z:\Projects\PFAS.PRO\MethDB\PFAS_FULL_80C_022118.mdb 22 Feb 2018 10:27:20
Calibration: Z:\Projects\PFAS.PRO\CurveDB\C18_VAL-PFAS_Q4_02-21-18-FULL.cdb 22 Feb 2018 11:04:24

Name: 180221M1_20, Date: 21-Feb-2018, Time: 18:44:35, ID: B8B0043-BLK1 Method Blank 0.25, Description: Method Blank

#	Name	Trace	Area	IS Area	Wt./Vol.	RRF	Pred.RT	RT	y Axis Resp.	Conc.	%Rec	
1	25	PFDoA	612.9 > 569.0	6.78e3	0.250		5.74					
2	27	PFTTrDA	662.9 > 618.9	6.93e3	0.250		5.98					
3	28	PFTeDA	712.9 > 668.8	2.69e3	0.250		6.20					
4	36	13C3-PFBS	302. > 98.8	9.94e2	8.03e3	0.250	0.121	2.69	2.57	1.55	51.1907	102.4
5	37	13C2-PFHxA	315 > 269.8	2.53e3	8.03e3	0.250	0.719	3.19	3.06	3.94	21.9061	109.5
6	38	13C4-PFHpA	367.2 > 321.8	5.49e3	8.03e3	0.250	0.722	3.81	3.67	8.55	47.3684	94.7
7	39	18O2-PFHxS	403.0 > 102.6	7.81e2	2.21e3	0.250	0.376	3.96	3.82	4.43	47.0444	94.1
8	40	13C2-PFOA	414.9 > 369.7	8.90e3	7.96e3	0.250	1.32	4.33	4.19	14.0	42.2280	84.5
9	41	13C5-PFNA	468.2 > 422.9	5.92e3	8.10e3	0.250	0.928	4.76	4.62	9.14	39.3794	78.8
10	42	13C8-PFOSA	506.1 > 77.7	1.40e3	8.30e3	0.250	0.235	4.83	4.68	2.11	35.9124	71.8
11	43	13C8-PFOS	507.0 > 79.9	2.17e3	2.06e3	0.250	1.03	4.84	4.70	13.2	51.4517	102.9
12	44	13C2-PFDA	515.1 > 469.9	6.35e3	7.73e3	0.250	1.02	5.14	5.00	10.3	40.4257	80.9
13	45	d3-N-MeFOSAA	573.3 > 419	2.71e3	8.30e3	0.250	0.412	5.29	5.15	4.08	39.5916	79.2
14	46	d5-N-EtFOSAA	589.3 > 419	2.87e3	8.30e3	0.250	0.418	5.45	5.30	4.32	41.3379	82.7
15	47	13C2-PFUdA	565 > 519.8	6.93e3	8.30e3	0.250	1.06	5.46	5.32	10.4	39.5368	79.1
16	48	13C2-PFDoA	615.0 > 569.7	6.78e3	8.30e3	0.250	0.949	5.74	5.60	10.2	42.9940	86.0
17	49	d3-N-MeFOSA	515.2 > 168.9		8.30e3	0.250	0.105	5.84				
18	50	13C2-PFTeDA	714.8 > 669.6	2.69e3	8.30e3	0.250	0.389	6.20	6.07	4.05	41.6130	83.2
19	51	d5-N-ETFOSA	531.1 > 168.9		8.30e3	0.250	0.160	6.22				
20	52	13C2-PFHxDA	815 > 769.7	1.71e3	8.30e3	0.250	0.833	6.51	6.41	2.57	12.3455	61.7
21	53	d7-N-MeFOSE	623.1 > 58.9		8.30e3	0.250	0.148	6.31				
22	54	d9-N-EtFOSE	639.2 > 58.8		8.30e3	0.250	0.131	6.45				
23	55	13C4-PFBA	217. > 171.8	6.95e3	6.95e3	0.250	1.00	1.46	1.33	12.5	50.0000	100.0
24	56	13C5-PFHxA	318 > 272.9	8.03e3	8.03e3	0.250	1.00	3.19	3.06	12.5	50.0000	100.0
25	57	13C3-PFHxS	401.9 > 79.9	2.21e3	2.21e3	0.250	1.00	3.96	3.82	12.5	50.0000	100.0
26	58	13C8-PFOA	421.3 > 376	7.96e3	7.96e3	0.250	1.00	4.33	4.19	12.5	50.0000	100.0
27	59	13C9-PFNA	472.2 > 426.9	8.10e3	8.10e3	0.250	1.00	4.70	4.62	12.5	50.0000	100.0
28	60	13C4-PFOS	503 > 79.9	2.06e3	2.06e3	0.250	1.00	4.84	4.70	12.5	50.0000	100.0
29	61	13C6-PFDA	519.1 > 473.7	7.73e3	7.73e3	0.250	1.00	5.14	5.00	12.5	50.0000	100.0
30	62	13C7-PFUdA	570.1 > 524.8	8.30e3	8.30e3	0.250	1.00	5.46	5.32	12.5	50.0000	100.0
31	63	Total PFHxS	398.9 > 79.6	0.00e0	7.81e2	0.250		3.85		0.000		
32	64	Total PFOA	413 > 368.7	0.00e0	8.90e3	0.250		4.21		0.000		

Dataset: Z:\Projects\PFAS.PRO\Results\180221M1\180221M1-20.qld

Last Altered: Friday, February 23, 2018 10:38:03 Pacific Standard Time

Printed: Saturday, February 24, 2018 10:26:22 Pacific Standard Time

Name: 180221M1_20, Date: 21-Feb-2018, Time: 18:44:35, ID: B8B0043-BLK1 Method Blank 0.25, Description: Method Blank

	# Name	Trace	Area	IS Area	Wt./Vol.	RRF	Pred.RT	RT	y Axis Resp.	Conc.	%Rec
33	65 Total PFOS	499 > 79.9	0.00e0	2.17e3	0.250		4.73		0.000		
34	66 Total N-MeFOSAA	570.1 > 419	0.00e0	2.71e3	0.250		5.29		0.000		
35	67 Total N-EtFOSAA	584.2 > 419	0.00e0	2.87e3	0.250		5.45		0.000		

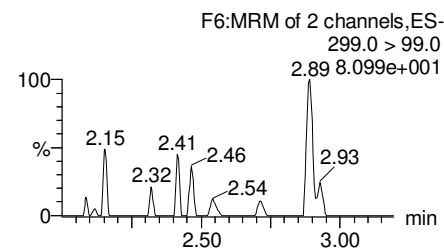
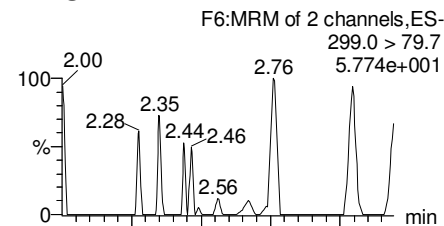
Dataset: Z:\Projects\PFAS.PRO\Results\180221M1\180221M1-20.qld

Last Altered: Friday, February 23, 2018 10:38:03 Pacific Standard Time
Printed: Saturday, February 24, 2018 10:26:22 Pacific Standard Time

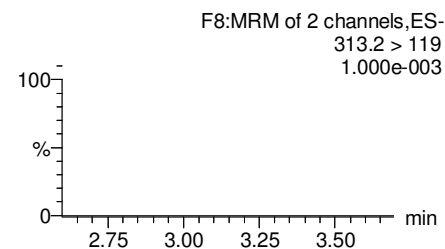
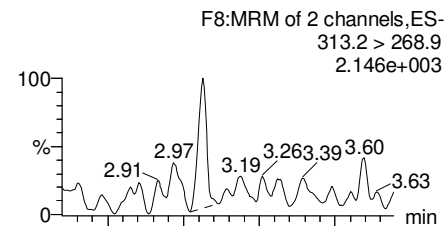
Method: Z:\Projects\PFAS.PRO\MethDB\PFAS_FULL_80C_022118.mdb 22 Feb 2018 10:27:20
Calibration: Z:\Projects\PFAS.PRO\CurveDB\C18_VAL-PFAS_Q4_02-21-18-FULL.cdb 22 Feb 2018 11:04:24

Name: 180221M1_20, Date: 21-Feb-2018, Time: 18:44:35, ID: B8B0043-BLK1 Method Blank 0.25, Description: Method Blank

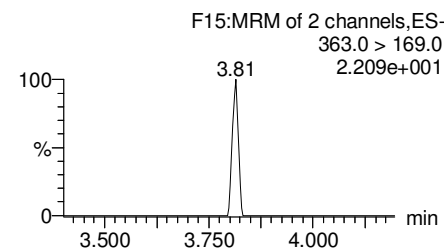
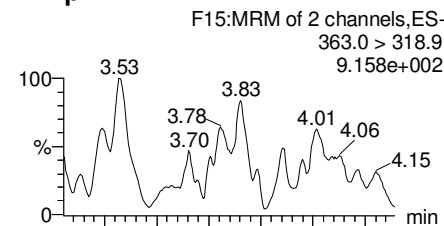
PFBS



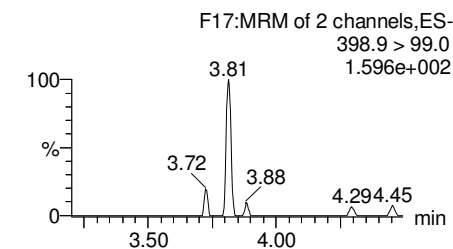
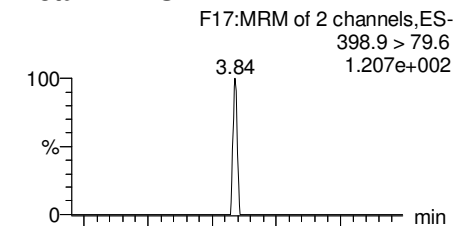
PFHxA



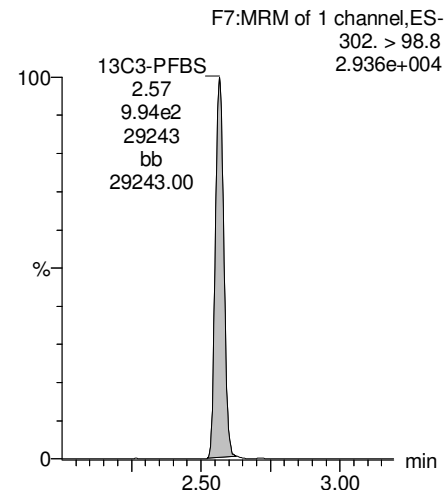
PFHpA



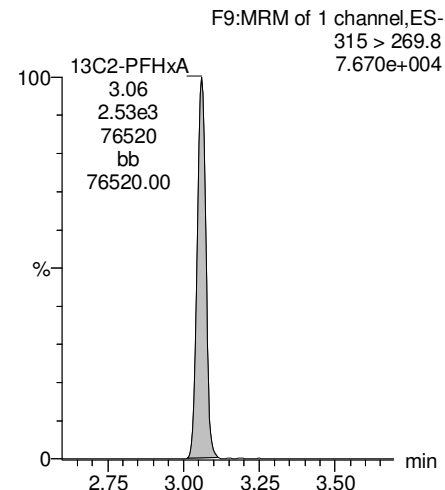
Total PFHxS



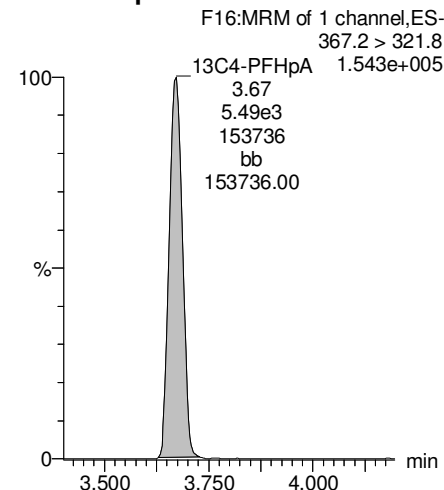
13C3-PFBS



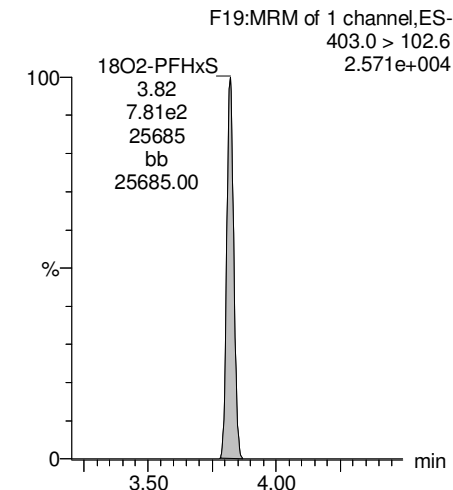
13C2-PFHxA



13C4-PFHpA



18O2-PFHxS

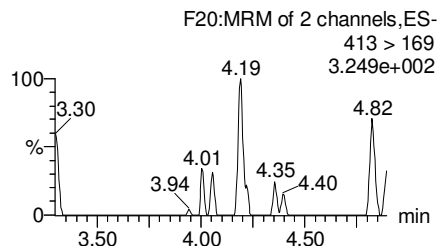
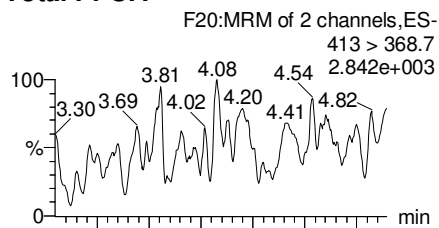


Dataset: Z:\Projects\PFAS.PRO\Results\180221M1\180221M1-20.qld

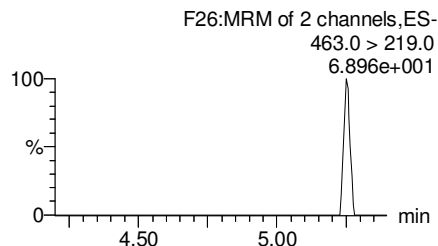
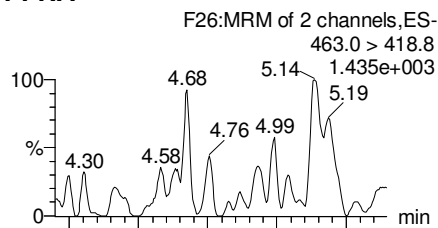
Last Altered: Friday, February 23, 2018 10:38:03 Pacific Standard Time
Printed: Saturday, February 24, 2018 10:26:22 Pacific Standard Time

Name: 180221M1_20, Date: 21-Feb-2018, Time: 18:44:35, ID: B8B0043-BLK1 Method Blank 0.25, Description: Method Blank

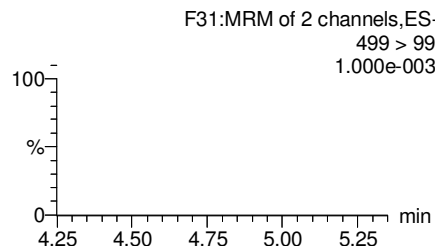
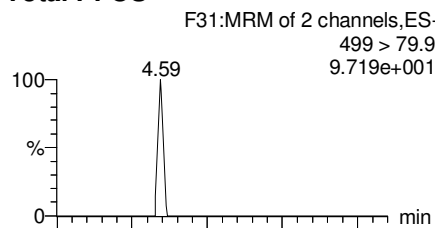
Total PFOA



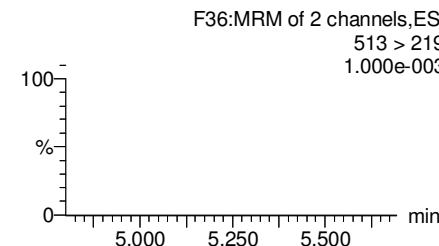
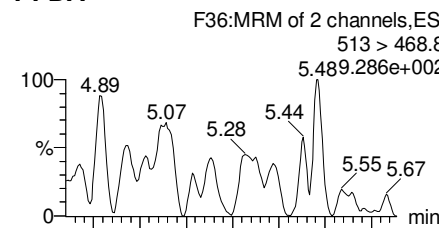
PFNA



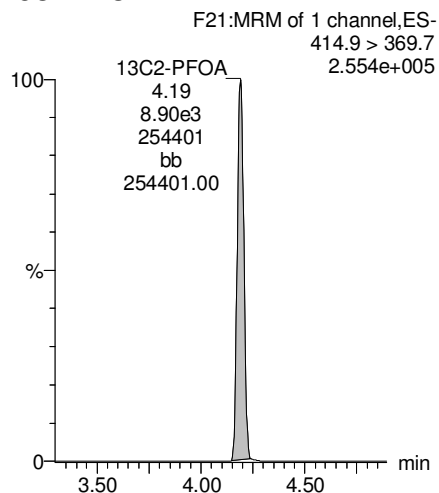
Total PFOS



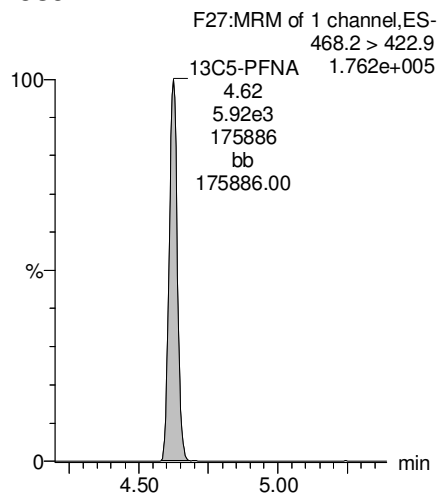
PFDA



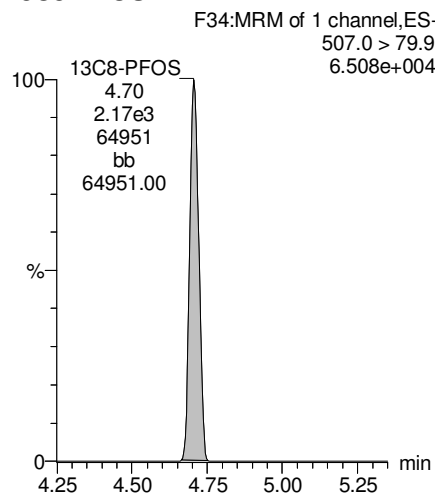
13C2-PFOA



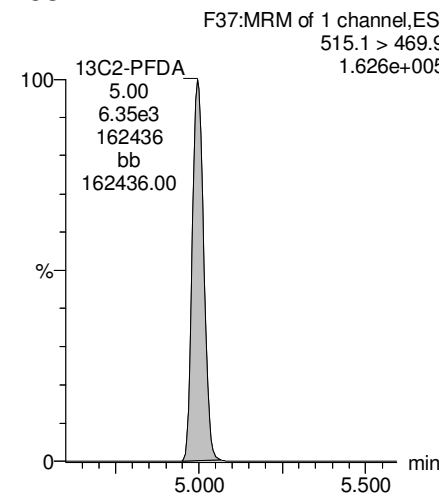
13C5-PFNA



13C8-PFOS



13C2-PFDA

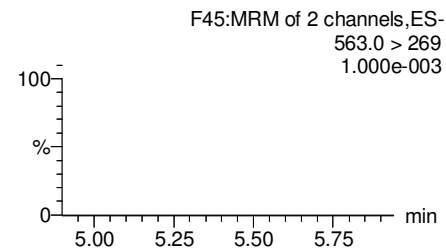
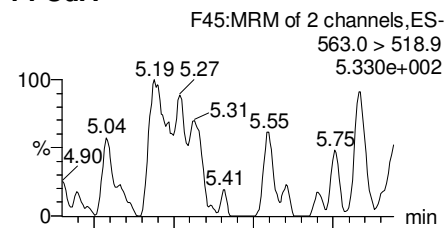


Dataset: Z:\Projects\PFAS.PRO\Results\180221M1\180221M1-20.qld

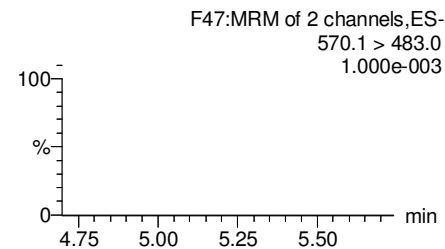
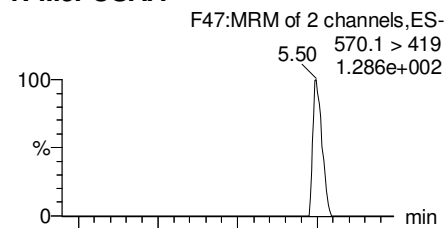
Last Altered: Friday, February 23, 2018 10:38:03 Pacific Standard Time
Printed: Saturday, February 24, 2018 10:26:22 Pacific Standard Time

Name: 180221M1_20, Date: 21-Feb-2018, Time: 18:44:35, ID: B8B0043-BLK1 Method Blank 0.25, Description: Method Blank

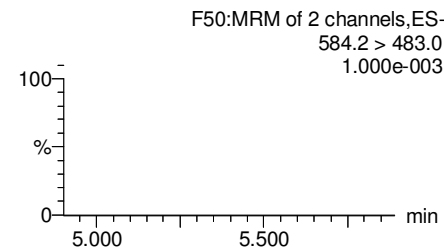
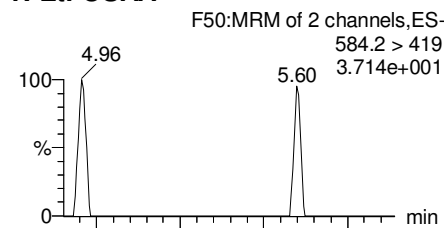
PFUdA



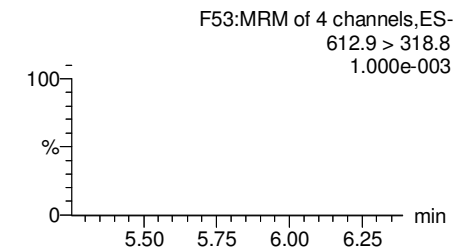
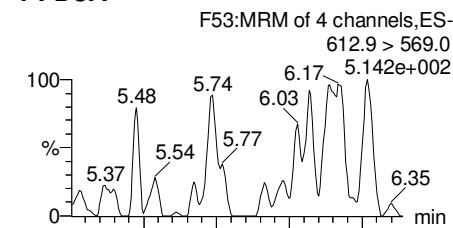
N-MeFOSAA



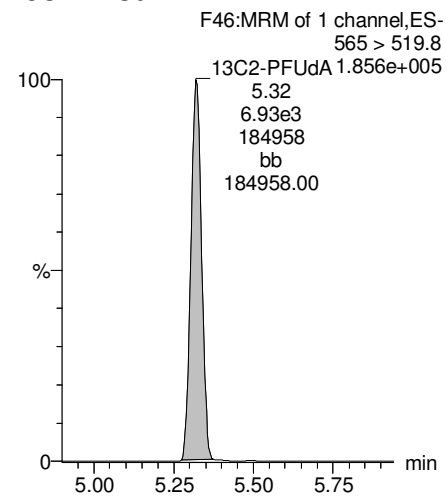
N-EtFOSAA



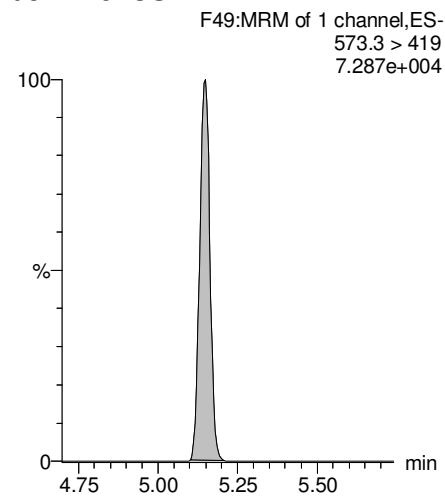
PFDaA



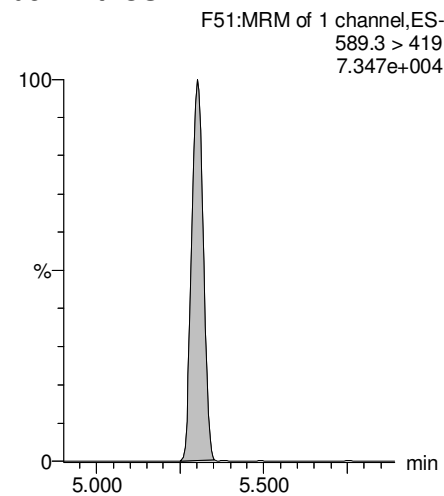
13C2-PFUdA



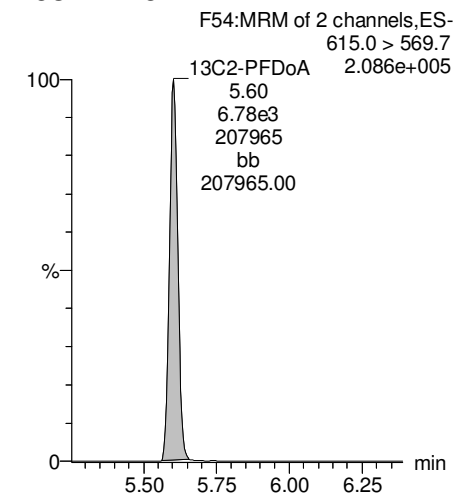
d3-N-MeFOSAA



d5-N-EtFOSAA



13C2-PFDaA

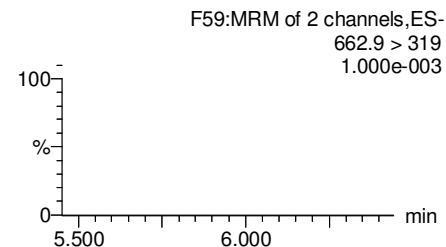
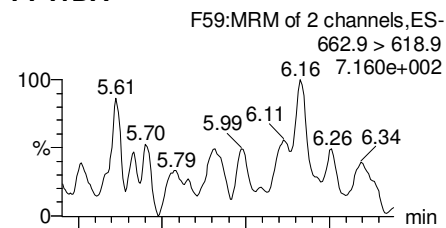


Dataset: Z:\Projects\PFAS.PRO\Results\180221M1\180221M1-20.qld

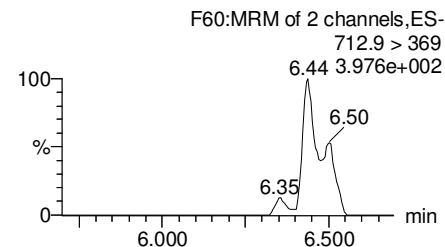
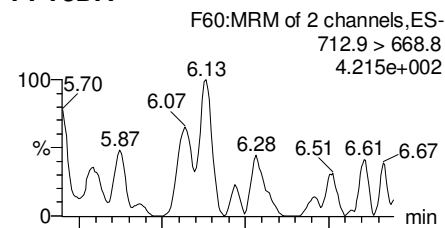
Last Altered: Friday, February 23, 2018 10:38:03 Pacific Standard Time
Printed: Saturday, February 24, 2018 10:26:22 Pacific Standard Time

Name: 180221M1_20, Date: 21-Feb-2018, Time: 18:44:35, ID: B8B0043-BLK1 Method Blank 0.25, Description: Method Blank

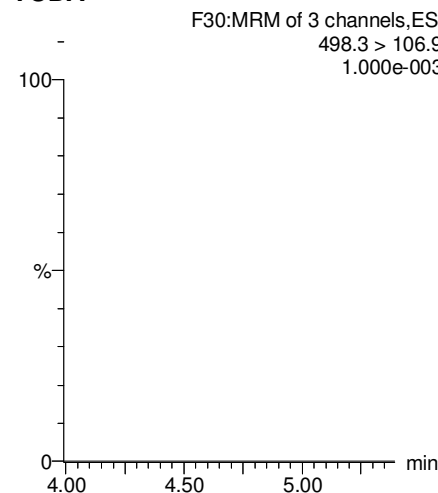
PFTrDA



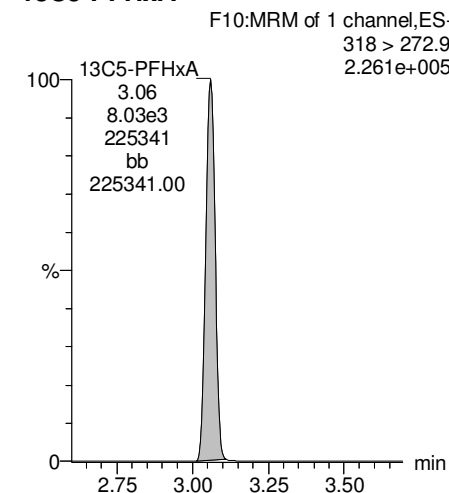
PFTeDA



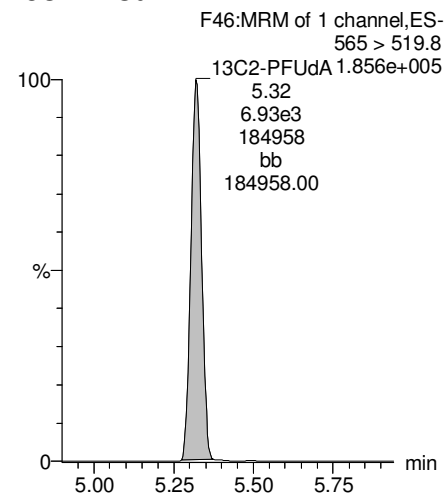
TCDA



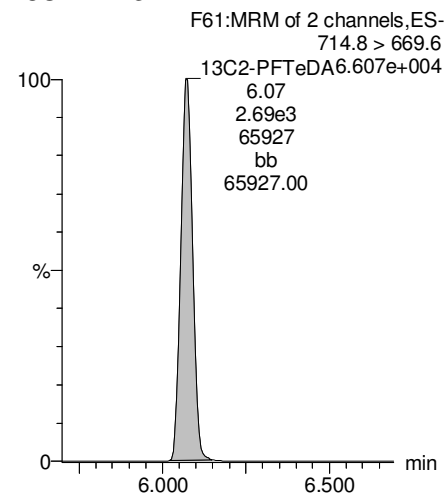
13C5-PFHxA



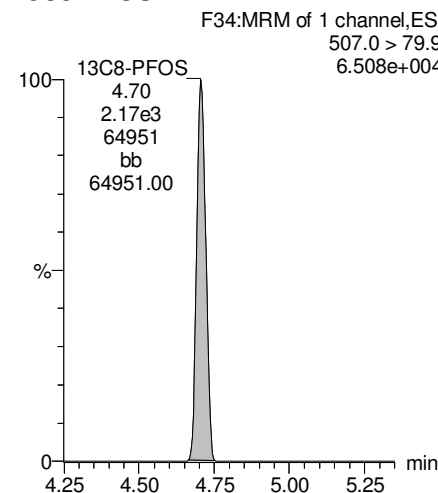
13C2-PFUDA



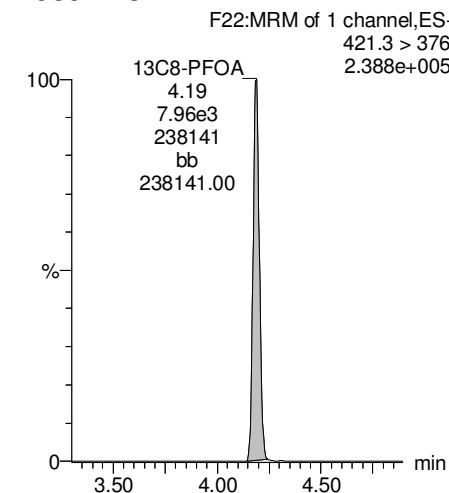
13C2-PFTeDA



13C8-PFOS



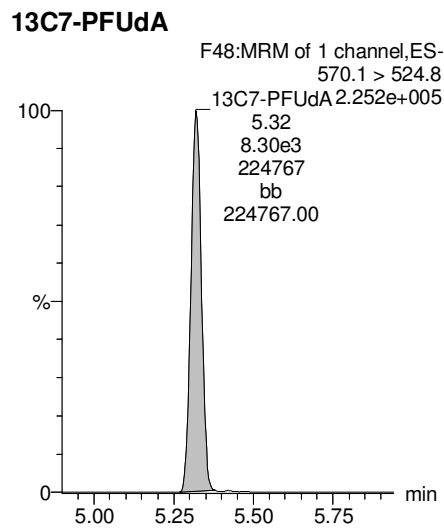
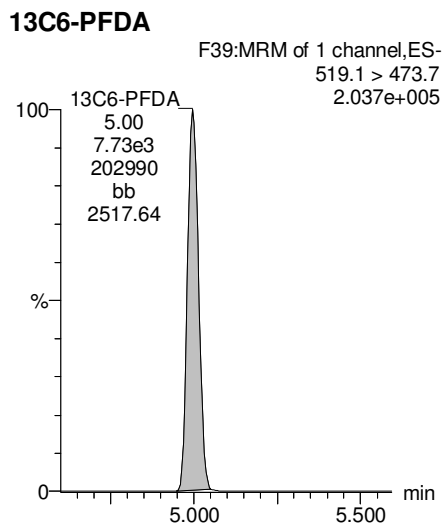
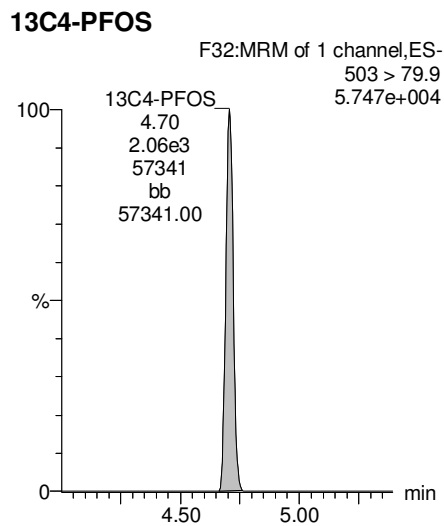
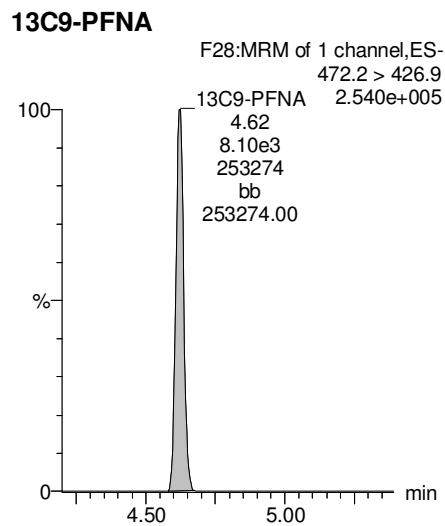
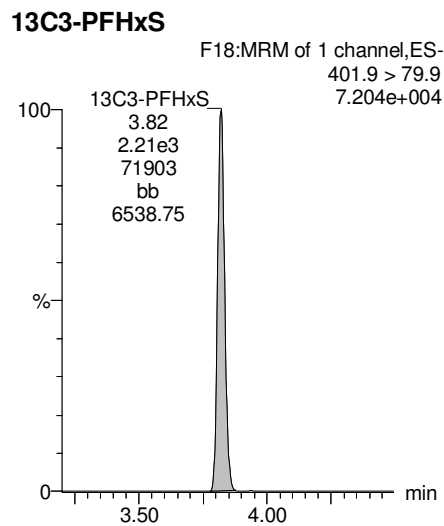
13C8-PFOA



Dataset: Z:\Projects\PFAS.PRO\Results\180221M1\180221M1-20.qld

Last Altered: Friday, February 23, 2018 10:38:03 Pacific Standard Time
Printed: Saturday, February 24, 2018 10:26:22 Pacific Standard Time

Name: 180221M1_20, Date: 21-Feb-2018, Time: 18:44:35, ID: B8B0043-BLK1 Method Blank 0.25, Description: Method Blank



Dataset: Z:\Projects\PFAS.PRO\Results\180221M1\180221M1-18.qld

Last Altered: Friday, February 23, 2018 12:56:57 Pacific Standard Time
 Printed: Saturday, February 24, 2018 10:19:25 Pacific Standard Time

Method: Z:\Projects\PFAS.PRO\MethDB\PFAS_FULL_80C_022118.mdb 22 Feb 2018 10:27:20
 Calibration: Z:\Projects\PFAS.PRO\CurveDB\C18_VAL-PFAS_Q4_02-21-18-FULL.cdb 22 Feb 2018 11:04:24

Name: 180221M1_18, Date: 21-Feb-2018, Time: 18:21:41, ID: B8B0043-BS1 OPR 0.25, Description: OPR

	# Name	Trace	Area	IS Area	Wt./Vol.	RRF	Pred.RT	RT	y Axis Resp.	Conc.	%Rec
1	3 PFBS	299.0 > 79.7	1.88e3	1.23e3	0.250		2.60	2.57	19.1	45.0832	112.7
2	5 PFHxA	313.2 > 268.9	7.14e3	2.35e3	0.250		3.19	3.06	15.2	41.2014	103.0
3	7 PFHpA	363.0 > 318.9	6.26e3	6.03e3	0.250		3.81	3.67	13.0	40.0139	100.0
4	8 L-PFHxS	398.9 > 79.6	1.34e3	1.00e3	0.250		3.85	3.82	16.7	35.1589	87.9
5	11 L-PFOA	413 > 368.7	7.81e3	1.03e4	0.250		4.22	4.19	9.44	39.8910	99.7
6	14 PFNA	463.0 > 418.8	8.88e3	7.02e3	0.250		4.76	4.63	15.8	46.5276	116.3
7	16 L-PFOS	499 > 79.9	2.00e3	2.20e3	0.250		4.74	4.70	11.4	45.2030	113.0
8	18 PFDA	513 > 468.8	7.46e3	7.98e3	0.250		5.14	5.00	11.7	37.1033	92.8
9	21 N-MeFOSAA	570.1 > 419	3.77e3	3.59e3	0.250		5.29	5.15	13.1	37.5929	94.0
10	22 N-EtFOSAA	584.2 > 419	2.87e3	4.02e3	0.250		5.45	5.31	8.92	33.3809	83.5
11	23 PFUdA	563.0 > 518.9	8.14e3	8.70e3	0.250		5.46	5.32	11.7	44.4044	111.0

Dataset: Z:\Projects\PFAS.PRO\Results\180221M1\180221M1-18.qld

Last Altered: Friday, February 23, 2018 12:56:57 Pacific Standard Time
Printed: Saturday, February 24, 2018 10:19:58 Pacific Standard Time

Method: Z:\Projects\PFAS.PRO\MethDB\PFAS_FULL_80C_022118.mdb 22 Feb 2018 10:27:20
Calibration: Z:\Projects\PFAS.PRO\CurveDB\C18_VAL-PFAS_Q4_02-21-18-FULL.cdb 22 Feb 2018 11:04:24

Name: 180221M1_18, Date: 21-Feb-2018, Time: 18:21:41, ID: B8B0043-BS1 OPR 0.25, Description: OPR

#	Name	Trace	Area	IS Area	Wt./Vol.	RRF	Pred.RT	RT	y Axis Resp.	Conc.	%Rec
1	25 PFDoA	612.9 > 569.0	7.35e3	8.11e3	0.250		5.74	5.60	11.3	44.0184	110.0
2	27 PFTrDA	662.9 > 618.9	8.84e3	8.70e3	0.250		5.98	5.86	12.7	47.3966	118.5
3	28 PFTeDA	712.9 > 668.8	6.54e3	4.04e3	0.250		6.20	6.08	20.3	33.2101	83.0
4	36 13C3-PFBS	302. > 98.8	1.23e3	8.91e3	0.250	0.121	2.69	2.57	1.73	57.1149	114.2
5	37 13C2-PFHxA	315 > 269.8	2.35e3	8.91e3	0.250	0.719	3.19	3.06	3.30	18.3439	91.7
6	38 13C4-PFHpA	367.2 > 321.8	6.03e3	8.91e3	0.250	0.722	3.81	3.67	8.46	46.8364	93.7
7	39 18O2-PFHxS	403.0 > 102.6	1.00e3	2.43e3	0.250	0.376	3.96	3.82	5.15	54.7016	109.4
8	40 13C2-PFOA	414.9 > 369.7	1.03e4	8.35e3	0.250	1.32	4.33	4.19	15.5	46.7213	93.4
9	41 13C5-PFNA	468.2 > 422.9	7.02e3	8.60e3	0.250	0.928	4.76	4.62	10.2	43.9574	87.9
10	42 13C8-PFOSA	506.1 > 77.7	1.19e3	1.08e4	0.250	0.235	4.83	4.69	1.37	23.3601	46.7
11	43 13C8-PFOS	507.0 > 79.9	2.20e3	2.25e3	0.250	1.03	4.84	4.71	12.2	47.6083	95.2
12	44 13C2-PFDA	515.1 > 469.9	7.98e3	9.59e3	0.250	1.02	5.14	5.00	10.4	40.9377	81.9
13	45 d3-N-MeFOSAA	573.3 > 419	3.59e3	1.08e4	0.250	0.412	5.29	5.15	4.14	40.2210	80.4
14	46 d5-N-EtFOSAA	589.3 > 419	4.02e3	1.08e4	0.250	0.418	5.45	5.31	4.64	44.4485	88.9
15	47 13C2-PFUdA	565 > 519.8	8.70e3	1.08e4	0.250	1.06	5.46	5.32	10.0	38.0182	76.0
16	48 13C2-PFDoA	615.0 > 569.7	8.11e3	1.08e4	0.250	0.949	5.74	5.61	9.36	39.4322	78.9
17	49 d3-N-MeFOSA	515.2 > 168.9		1.08e4	0.250	0.105	5.84				
18	50 13C2-PFTeDA	714.8 > 669.6	4.04e3	1.08e4	0.250	0.389	6.20	6.08	4.66	47.8837	95.8
19	51 d5-N-ETFOSA	531.1 > 168.9		1.08e4	0.250	0.160	6.22				
20	52 13C2-PFHxDA	815 > 769.7	3.68e3	1.08e4	0.250	0.833	6.51	6.41	4.24	20.3659	101.8
21	53 d7-N-MeFOSE	623.1 > 58.9		1.08e4	0.250	0.148	6.31				
22	54 d9-N-EtFOSE	639.2 > 58.8		1.08e4	0.250	0.131	6.45				
23	55 13C4-PFBA	217. > 171.8	6.69e3	6.69e3	0.250	1.00	1.46	1.33	12.5	50.0000	100.0
24	56 13C5-PFHxA	318 > 272.9	8.91e3	8.91e3	0.250	1.00	3.19	3.06	12.5	50.0000	100.0
25	57 13C3-PFHxS	401.9 > 79.9	2.43e3	2.43e3	0.250	1.00	3.96	3.82	12.5	50.0000	100.0
26	58 13C8-PFOA	421.3 > 376	8.35e3	8.35e3	0.250	1.00	4.33	4.19	12.5	50.0000	100.0
27	59 13C9-PFNA	472.2 > 426.9	8.60e3	8.60e3	0.250	1.00	4.70	4.63	12.5	50.0000	100.0
28	60 13C4-PFOS	503 > 79.9	2.25e3	2.25e3	0.250	1.00	4.84	4.70	12.5	50.0000	100.0
29	61 13C6-PFDA	519.1 > 473.7	9.59e3	9.59e3	0.250	1.00	5.14	5.00	12.5	50.0000	100.0
30	62 13C7-PFUdA	570.1 > 524.8	1.08e4	1.08e4	0.250	1.00	5.46	5.32	12.5	50.0000	100.0
31	63 Total PFHxS	398.9 > 79.6	1.34e3	1.00e3	0.250		3.85		16.7	35.1589	
32	64 Total PFOA	413 > 368.7	7.81e3	1.03e4	0.250		4.21		9.44	39.8910	

Dataset: Z:\Projects\PFAS.PRO\Results\180221M1\180221M1-18.qld

Last Altered: Friday, February 23, 2018 12:56:57 Pacific Standard Time

Printed: Saturday, February 24, 2018 10:19:58 Pacific Standard Time

Name: 180221M1_18, Date: 21-Feb-2018, Time: 18:21:41, ID: B8B0043-BS1 OPR 0.25, Description: OPR

	# Name	Trace	Area	IS Area	Wt./Vol.	RRF	Pred.RT	RT	y Axis Resp.	Conc.	%Rec
33	65 Total PFOS	499 > 79.9	2.00e3	2.20e3	0.250		4.73		11.4	45.2030	
34	66 Total N-MeFOSAA	570.1 > 419	3.77e3	3.59e3	0.250		5.29		13.1	37.5929	
35	67 Total N-EtFOSAA	584.2 > 419	2.87e3	4.02e3	0.250		5.45		8.92	33.3809	

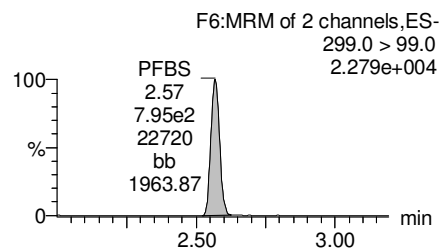
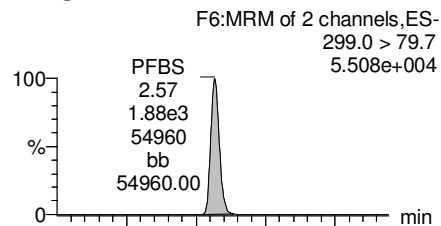
Dataset: Z:\Projects\PFAS.PRO\Results\180221M1\180221M1-18.qld

Last Altered: Friday, February 23, 2018 12:56:57 Pacific Standard Time
Printed: Saturday, February 24, 2018 10:19:58 Pacific Standard Time

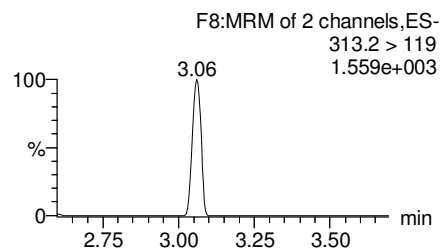
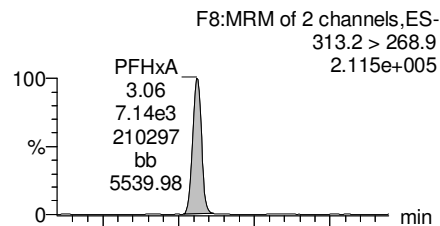
Method: Z:\Projects\PFAS.PRO\MethDB\PFAS_FULL_80C_022118.mdb 22 Feb 2018 10:27:20
Calibration: Z:\Projects\PFAS.PRO\CurveDB\C18_VAL-PFAS_Q4_02-21-18-FULL.cdb 22 Feb 2018 11:04:24

Name: 180221M1_18, Date: 21-Feb-2018, Time: 18:21:41, ID: B8B0043-BS1 OPR 0.25, Description: OPR

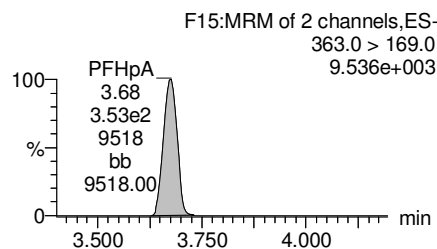
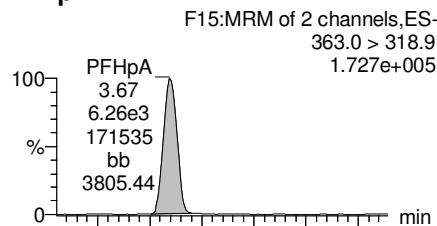
PFBS



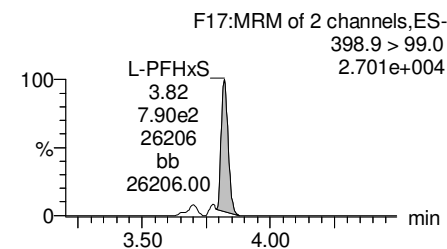
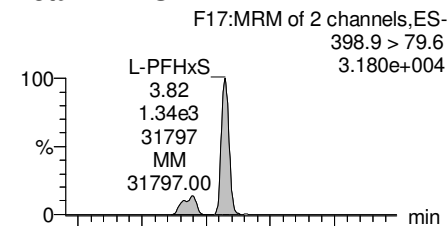
PFHxA



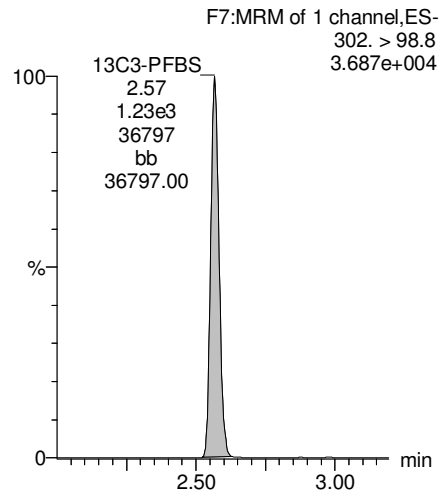
PFHpA



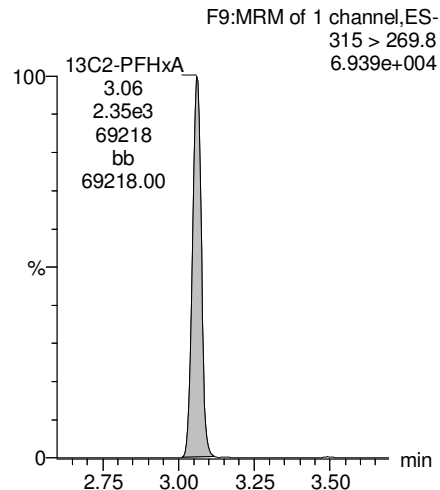
Total PFHxS



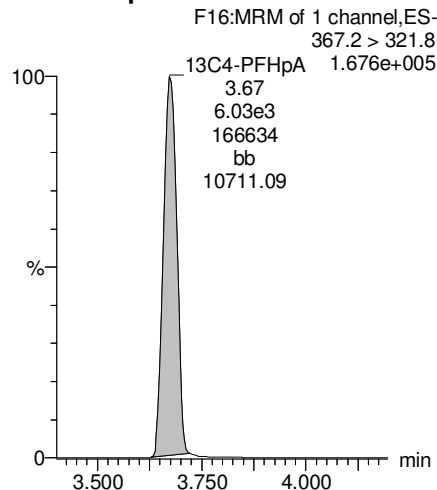
13C3-PFBS



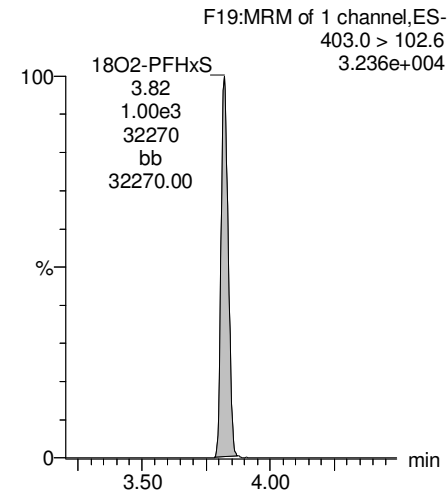
13C2-PFHxA



13C4-PFHpA



18O2-PFHxS

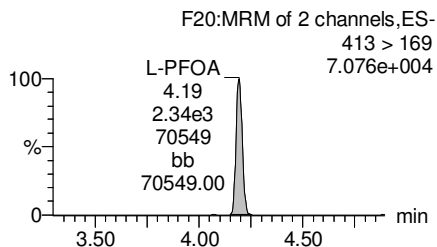
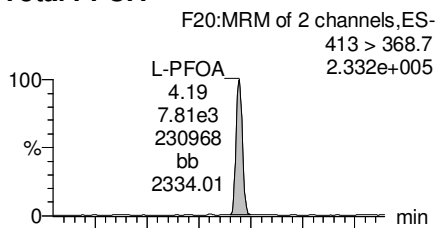


Dataset: Z:\Projects\PFAS.PRO\Results\180221M1\180221M1-18.qld

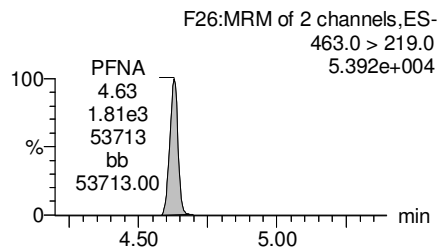
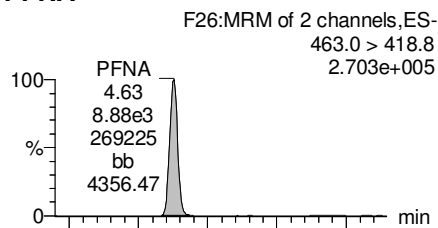
Last Altered: Friday, February 23, 2018 12:56:57 Pacific Standard Time
Printed: Saturday, February 24, 2018 10:19:58 Pacific Standard Time

Name: 180221M1_18, Date: 21-Feb-2018, Time: 18:21:41, ID: B8B0043-BS1 OPR 0.25, Description: OPR

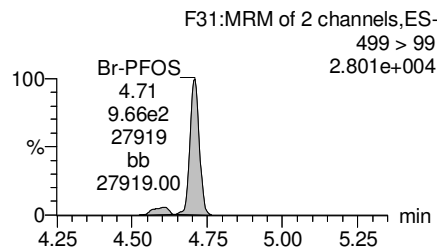
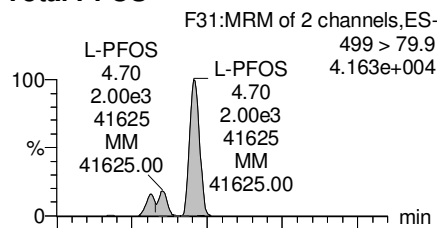
Total PFOA



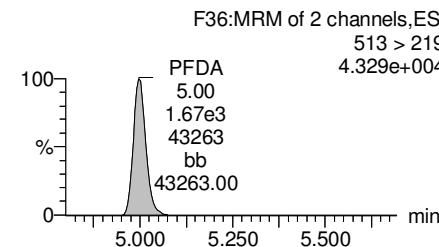
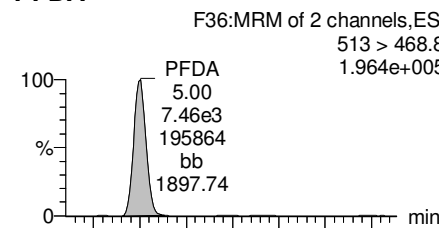
PFNA



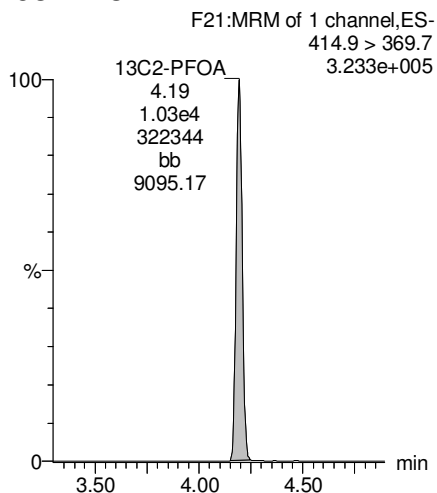
Total PFOS



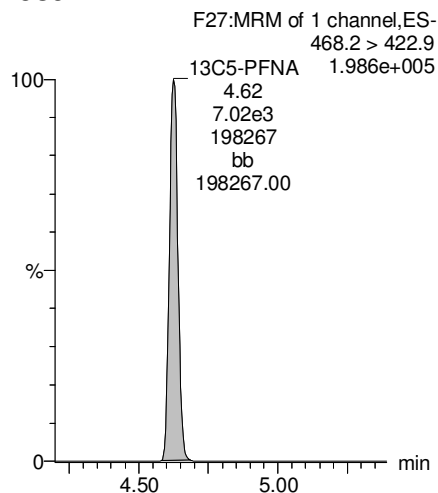
PFDA



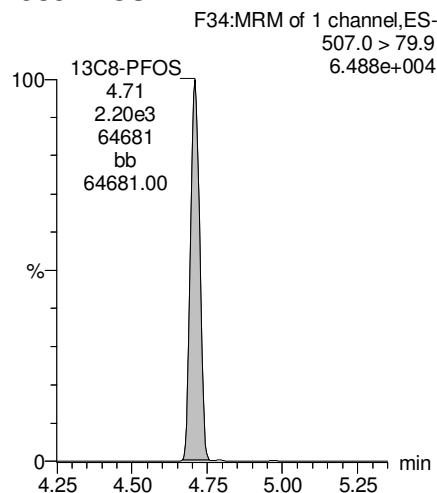
13C2-PFOA



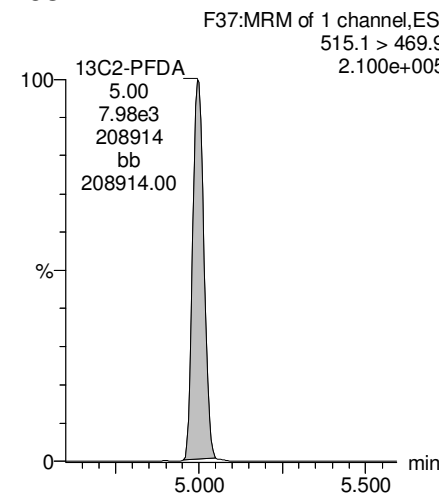
13C5-PFNA



13C8-PFOS



13C2-PFDA

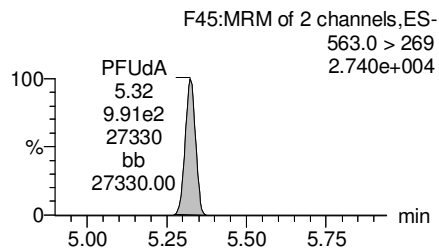
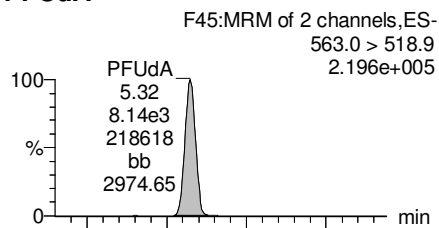


Dataset: Z:\Projects\PFAS.PRO\Results\180221M1\180221M1-18.qld

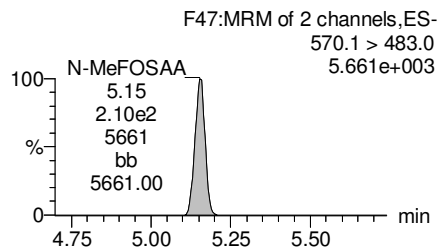
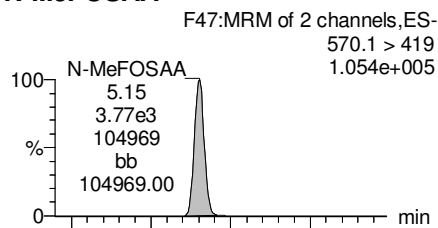
Last Altered: Friday, February 23, 2018 12:56:57 Pacific Standard Time
Printed: Saturday, February 24, 2018 10:19:58 Pacific Standard Time

Name: 180221M1_18, Date: 21-Feb-2018, Time: 18:21:41, ID: B8B0043-BS1 OPR 0.25, Description: OPR

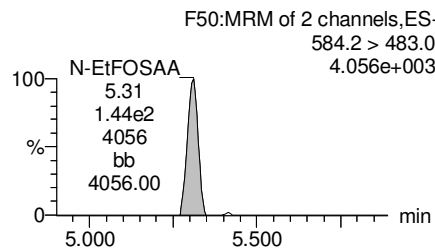
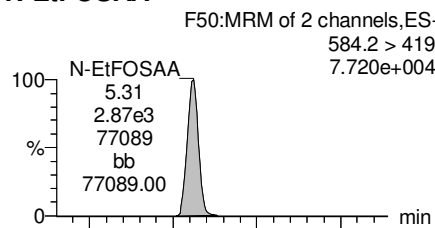
PFUdA



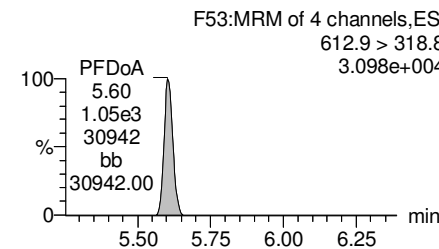
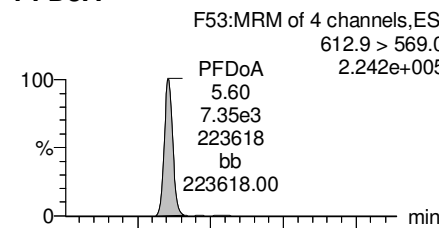
N-MeFOSAA



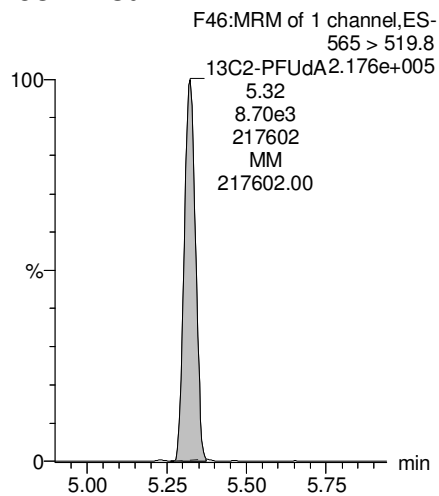
N-EtFOSAA



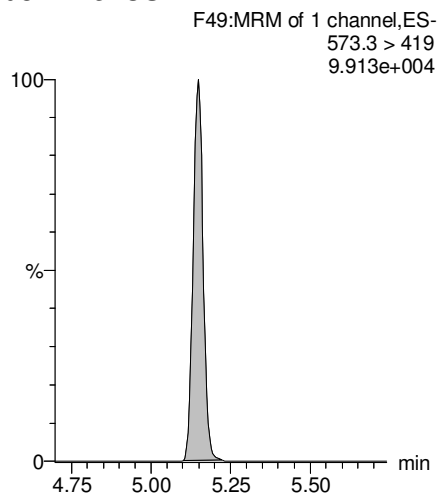
PFDaA



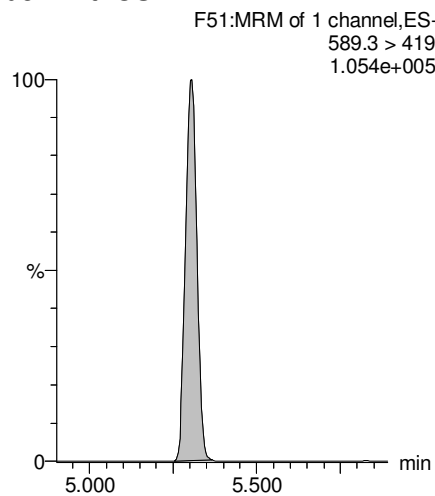
13C2-PFUdA



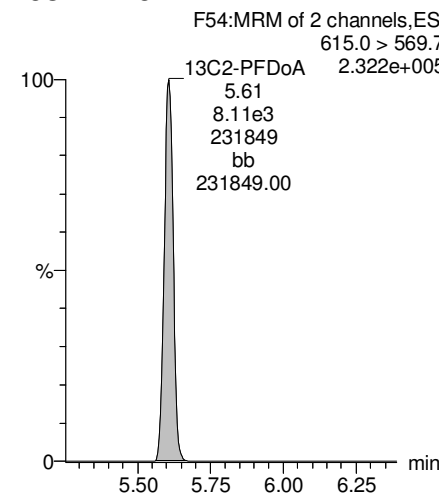
d3-N-MeFOSAA



d5-N-EtFOSAA



13C2-PFDaA

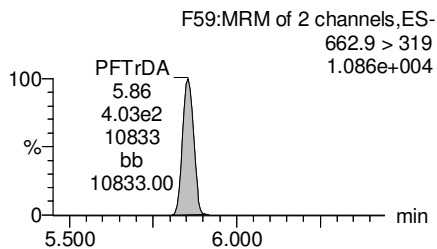
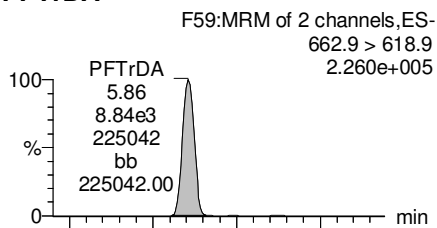


Dataset: Z:\Projects\PFAS.PRO\Results\180221M1\180221M1-18.qld

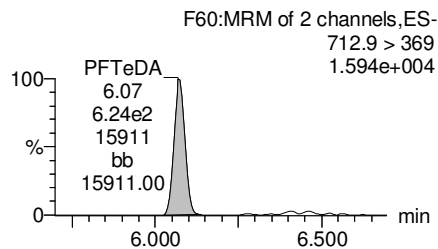
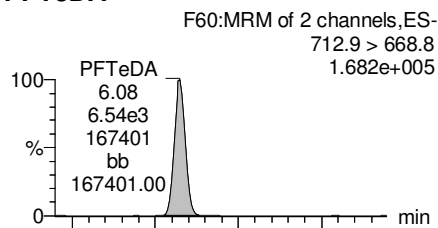
Last Altered: Friday, February 23, 2018 12:56:57 Pacific Standard Time
Printed: Saturday, February 24, 2018 10:19:58 Pacific Standard Time

Name: 180221M1_18, Date: 21-Feb-2018, Time: 18:21:41, ID: B8B0043-BS1 OPR 0.25, Description: OPR

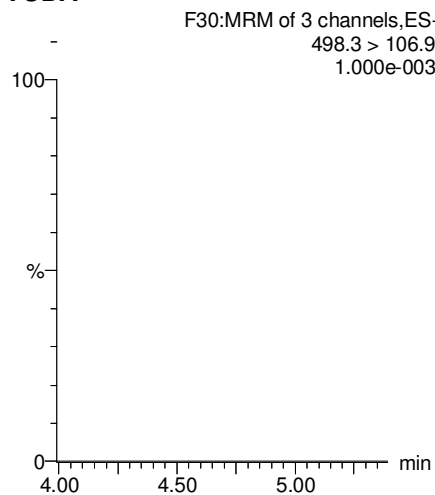
PFTrDA



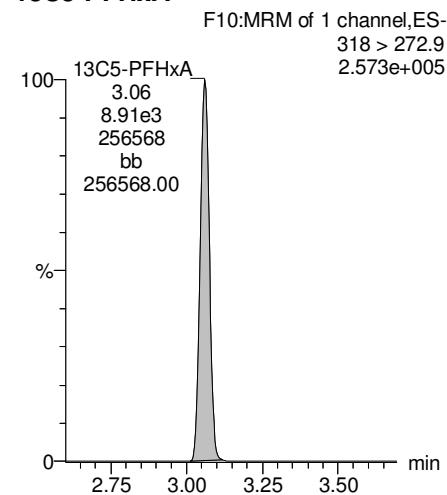
PFTeDA



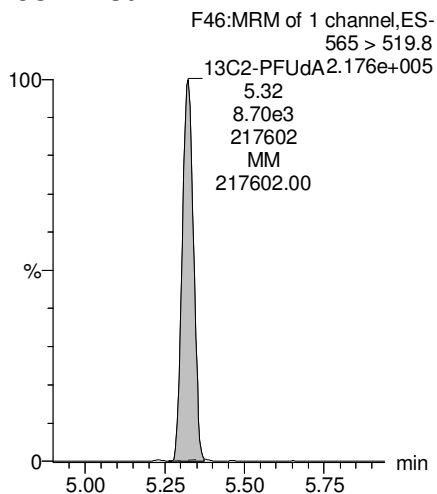
TCDA



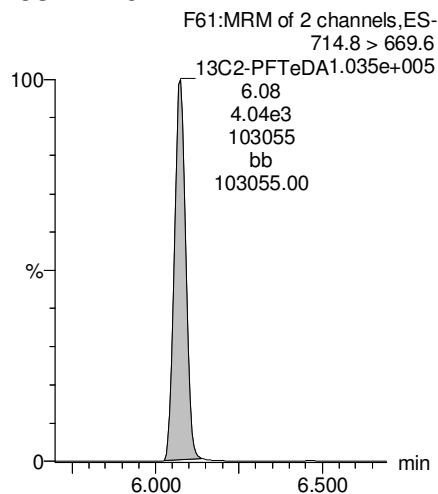
13C5-PFHxA



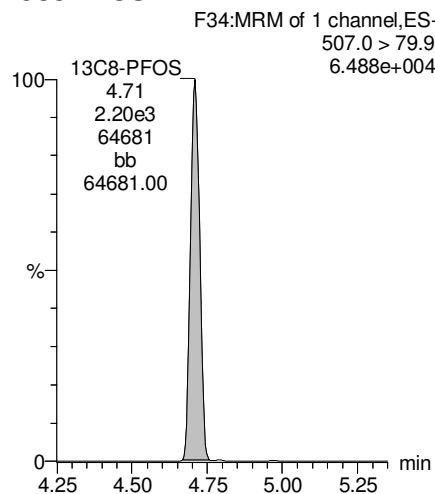
13C2-PFUDA



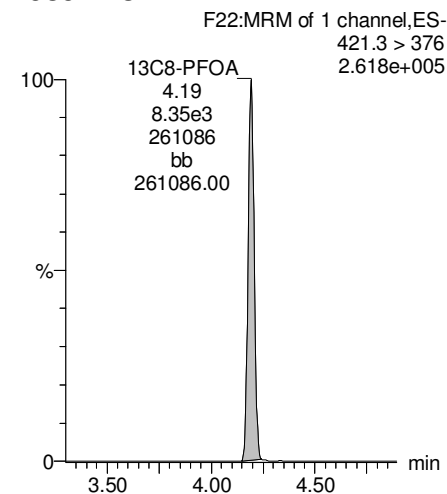
13C2-PFTeDA



13C8-PFOS



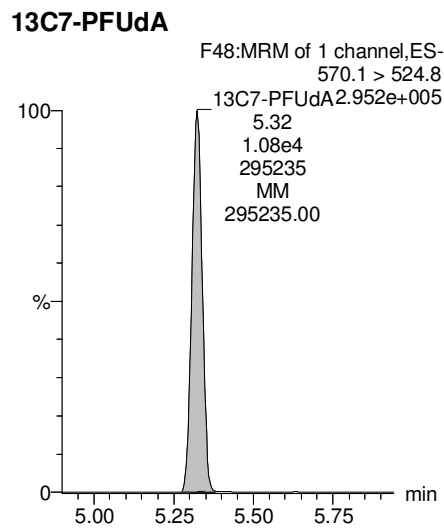
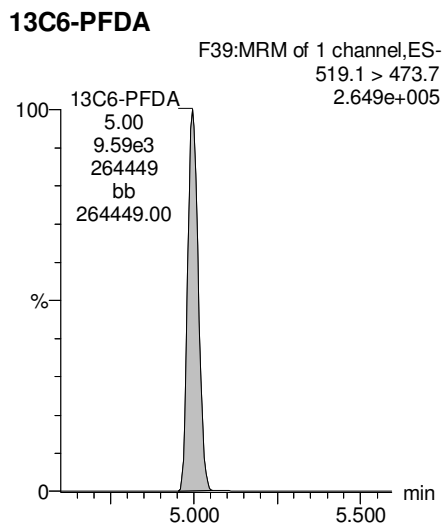
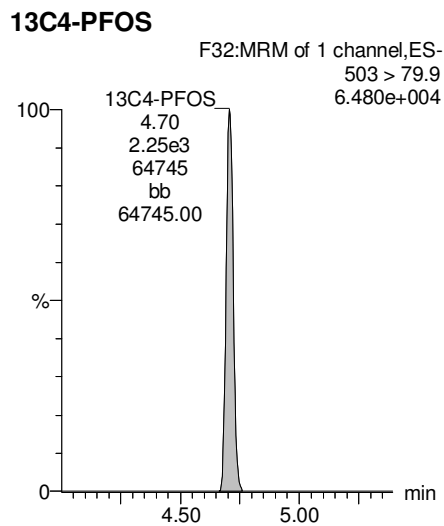
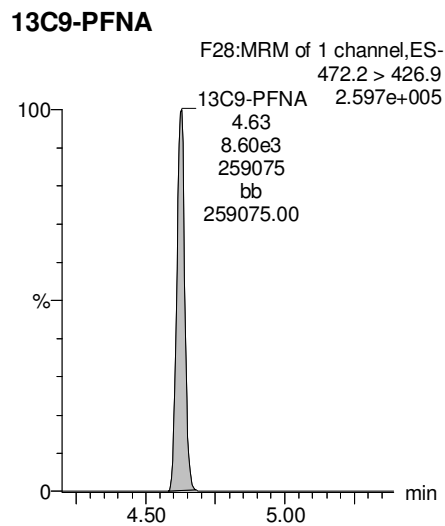
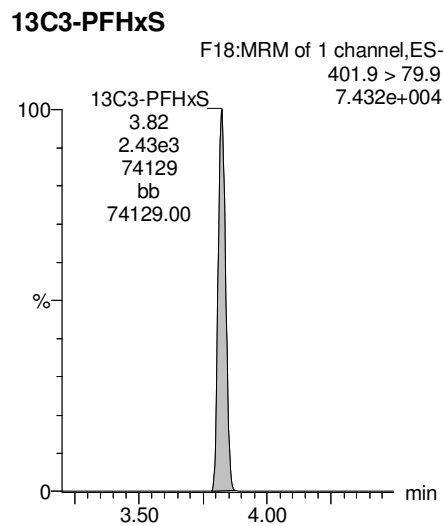
13C8-PFOA



Dataset: Z:\Projects\PFAS.PRO\Results\180221M1\180221M1-18.qld

Last Altered: Friday, February 23, 2018 12:56:57 Pacific Standard Time
Printed: Saturday, February 24, 2018 10:19:58 Pacific Standard Time

Name: 180221M1_18, Date: 21-Feb-2018, Time: 18:21:41, ID: B8B0043-BS1 OPR 0.25, Description: OPR



Dataset: Z:\Projects\PFAS.PRO\Results\180221M1\180221M1-19.qld

Last Altered: Friday, February 23, 2018 10:56:54 Pacific Standard Time
 Printed: Saturday, February 24, 2018 10:22:59 Pacific Standard Time

Method: Z:\Projects\PFAS.PRO\MethDB\PFAS_FULL_80C_022118.mdb 22 Feb 2018 10:27:20
 Calibration: Z:\Projects\PFAS.PRO\CurveDB\C18_VAL-PFAS_Q4_02-21-18-FULL.cdb 22 Feb 2018 11:04:24

Name: 180221M1_19, Date: 21-Feb-2018, Time: 18:33:08, ID: B8B0043-BSD1 LCSD 0.25, Description: LCSD

	# Name	Trace	Area	IS Area	Wt./Vol.	RRF	Pred.RT	RT	y Axis Resp.	Conc.	%Rec
1	3 PFBS	299.0 > 79.7	1.92e3	1.37e3	0.250		2.60	2.57	17.6	41.4760	103.7
2	5 PFHxA	313.2 > 268.9	8.03e3	2.86e3	0.250		3.19	3.06	14.0	38.0082	95.0
3	7 PFHpA	363.0 > 318.9	6.75e3	6.68e3	0.250		3.81	3.67	12.6	38.9345	97.3
4	8 L-PFHxS	398.9 > 79.6	1.33e3	7.97e2	0.250		3.85	3.82	20.9	43.8165	109.5
5	11 L-PFOA	413 > 368.7	8.57e3	9.38e3	0.250		4.22	4.19	11.4	48.3213	120.8
6	14 PFNA	463.0 > 418.8	8.70e3	7.95e3	0.250		4.76	4.62	13.7	40.2876	100.7
7	16 L-PFOS	499 > 79.9	2.00e3	2.44e3	0.250		4.74	4.70	10.2	40.7262	101.8
8	18 PFDA	513 > 468.8	7.86e3	8.34e3	0.250		5.14	5.00	11.8	37.4255	93.6
9	21 N-MeFOSAA	570.1 > 419	4.27e3	3.53e3	0.250		5.29	5.15	15.1	43.2128	108.0
10	22 N-EtFOSAA	584.2 > 419	3.23e3	3.73e3	0.250		5.45	5.31	10.8	40.4246	101.1
11	23 PFUdA	563.0 > 518.9	8.50e3	1.05e4	0.250		5.46	5.32	10.2	38.5530	96.4

Dataset: Z:\Projects\PFAS.PRO\Results\180221M1\180221M1-19.qld

Last Altered: Friday, February 23, 2018 10:56:54 Pacific Standard Time
Printed: Saturday, February 24, 2018 10:23:15 Pacific Standard Time

Method: Z:\Projects\PFAS.PRO\MethDB\PFAS_FULL_80C_022118.mdb 22 Feb 2018 10:27:20
Calibration: Z:\Projects\PFAS.PRO\CurveDB\C18_VAL-PFAS_Q4_02-21-18-FULL.cdb 22 Feb 2018 11:04:24

Name: 180221M1_19, Date: 21-Feb-2018, Time: 18:33:08, ID: B8B0043-BSD1 LCSD 0.25, Description: LCSD

#	Name	Trace	Area	IS Area	Wt./Vol.	RRF	Pred.RT	RT	y Axis Resp.	Conc.	%Rec
1	25 PFD _o A	612.9 > 569.0	7.32e3	7.89e3	0.250		5.74	5.60	11.6	44.9590	112.4
2	27 PFT _r DA	662.9 > 618.9	9.39e3	1.05e4	0.250		5.98	5.85	11.2	41.8420	104.6
3	28 PFT _e DA	712.9 > 668.8	7.43e3	3.54e3	0.250		6.20	6.07	26.2	43.2818	108.2
4	36 13C ₃ -PFBS	302. > 98.8	1.37e3	9.14e3	0.250	0.121	2.69	2.57	1.87	61.8109	123.6
5	37 13C ₂ -PFH _x A	315 > 269.8	2.86e3	9.14e3	0.250	0.719	3.19	3.06	3.92	21.8144	109.1
6	38 13C ₄ -PFH _p A	367.2 > 321.8	6.68e3	9.14e3	0.250	0.722	3.81	3.67	9.14	50.5980	101.2
7	39 18O ₂ -PFH _x S	403.0 > 102.6	7.97e2	2.47e3	0.250	0.376	3.96	3.82	4.03	42.8446	85.7
8	40 13C ₂ -PFOA	414.9 > 369.7	9.38e3	8.71e3	0.250	1.32	4.33	4.19	13.5	40.6567	81.3
9	41 13C ₅ -PFNA	468.2 > 422.9	7.95e3	1.01e4	0.250	0.928	4.76	4.62	9.86	42.4913	85.0
10	42 13C ₈ -PFOSA	506.1 > 77.7	1.46e3	9.05e3	0.250	0.235	4.83	4.68	2.02	34.3102	68.6
11	43 13C ₈ -PFOS	507.0 > 79.9	2.44e3	2.45e3	0.250	1.03	4.84	4.70	12.4	48.3829	96.8
12	44 13C ₂ -PFDA	515.1 > 469.9	8.34e3	1.13e4	0.250	1.02	5.14	5.00	9.23	36.3028	72.6
13	45 d ₃ -N-MeFOSAA	573.3 > 419	3.53e3	9.05e3	0.250	0.412	5.29	5.14	4.88	47.3748	94.7
14	46 d ₅ -N-EtFOSAA	589.3 > 419	3.73e3	9.05e3	0.250	0.418	5.45	5.30	5.16	49.3577	98.7
15	47 13C ₂ -PFU _d A	565 > 519.8	1.05e4	9.05e3	0.250	1.06	5.46	5.32	14.4	54.6727	109.3
16	48 13C ₂ -PFD _o A	615.0 > 569.7	7.89e3	9.05e3	0.250	0.949	5.74	5.60	10.9	45.9280	91.9
17	49 d ₃ -N-MeFOSA	515.2 > 168.9		9.05e3	0.250	0.105	5.84				
18	50 13C ₂ -PFT _e DA	714.8 > 669.6	3.54e3	9.05e3	0.250	0.389	6.20	6.07	4.89	50.2804	100.6
19	51 d ₅ -N-ETFOSA	531.1 > 168.9		9.05e3	0.250	0.160	6.22				
20	52 13C ₂ -PFH _x DA	815 > 769.7	3.00e3	9.05e3	0.250	0.833	6.51	6.41	4.14	19.8786	99.4
21	53 d ₇ -N-MeFOSE	623.1 > 58.9		9.05e3	0.250	0.148	6.31				
22	54 d ₉ -N-EtFOSE	639.2 > 58.8		9.05e3	0.250	0.131	6.45				
23	55 13C ₄ -PFBA	217. > 171.8	7.16e3	7.16e3	0.250	1.00	1.46	1.33	12.5	50.0000	100.0
24	56 13C ₅ -PFH _x A	318 > 272.9	9.14e3	9.14e3	0.250	1.00	3.19	3.06	12.5	50.0000	100.0
25	57 13C ₃ -PFH _x S	401.9 > 79.9	2.47e3	2.47e3	0.250	1.00	3.96	3.82	12.5	50.0000	100.0
26	58 13C ₈ -PFOA	421.3 > 376	8.71e3	8.71e3	0.250	1.00	4.33	4.19	12.5	50.0000	100.0
27	59 13C ₉ -PFNA	472.2 > 426.9	1.01e4	1.01e4	0.250	1.00	4.70	4.62	12.5	50.0000	100.0
28	60 13C ₄ -PFOS	503 > 79.9	2.45e3	2.45e3	0.250	1.00	4.84	4.70	12.5	50.0000	100.0
29	61 13C ₆ -PFDA	519.1 > 473.7	1.13e4	1.13e4	0.250	1.00	5.14	4.99	12.5	50.0000	100.0
30	62 13C ₇ -PFU _d A	570.1 > 524.8	9.05e3	9.05e3	0.250	1.00	5.46	5.32	12.5	50.0000	100.0
31	63 Total PFH _x S	398.9 > 79.6	1.33e3	7.97e2	0.250		3.85		20.9	43.8165	
32	64 Total PFOA	413 > 368.7	8.57e3	9.38e3	0.250		4.21		11.4	48.3213	

Dataset: Z:\Projects\PFAS.PRO\Results\180221M1\180221M1-19.qld

Last Altered: Friday, February 23, 2018 10:56:54 Pacific Standard Time

Printed: Saturday, February 24, 2018 10:23:15 Pacific Standard Time

Name: 180221M1_19, Date: 21-Feb-2018, Time: 18:33:08, ID: B8B0043-BSD1 LCSD 0.25, Description: LCSD

	# Name	Trace	Area	IS Area	Wt./Vol.	RRF	Pred.RT	RT	y Axis Resp.	Conc.	%Rec
33	65 Total PFOS	499 > 79.9	2.00e3	2.44e3	0.250		4.73		10.2	40.7262	
34	66 Total N-MeFOSAA	570.1 > 419	4.27e3	3.53e3	0.250		5.29		15.1	43.2128	
35	67 Total N-EtFOSAA	584.2 > 419	3.23e3	3.73e3	0.250		5.45		10.8	40.4246	

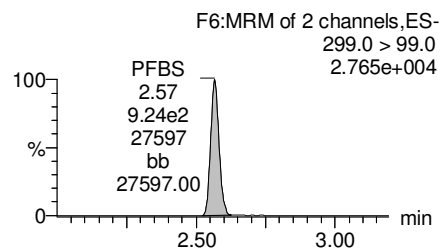
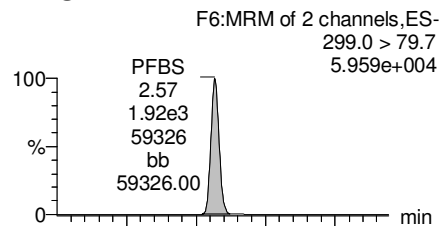
Dataset: Z:\Projects\PFAS.PRO\Results\180221M1\180221M1-19.qld

Last Altered: Friday, February 23, 2018 10:56:54 Pacific Standard Time
Printed: Saturday, February 24, 2018 10:23:15 Pacific Standard Time

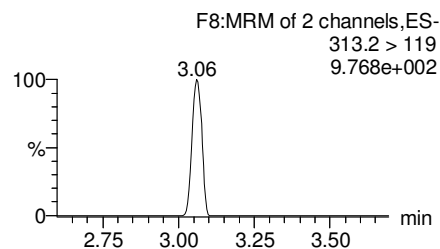
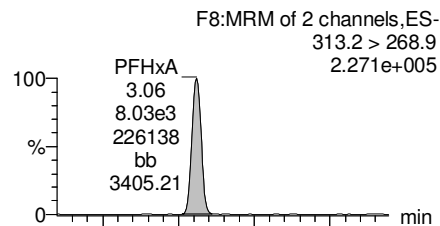
Method: Z:\Projects\PFAS.PRO\MethDB\PFAS_FULL_80C_022118.mdb 22 Feb 2018 10:27:20
Calibration: Z:\Projects\PFAS.PRO\CurveDB\C18_VAL-PFAS_Q4_02-21-18-FULL.cdb 22 Feb 2018 11:04:24

Name: 180221M1_19, Date: 21-Feb-2018, Time: 18:33:08, ID: B8B0043-BSD1 LCSD 0.25, Description: LCSD

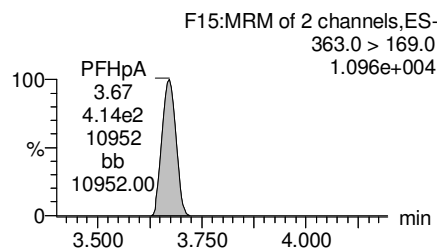
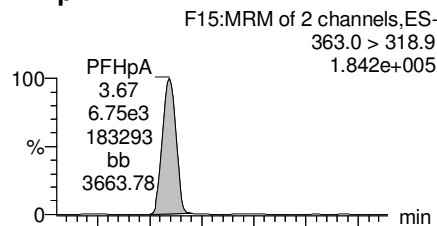
PFBS



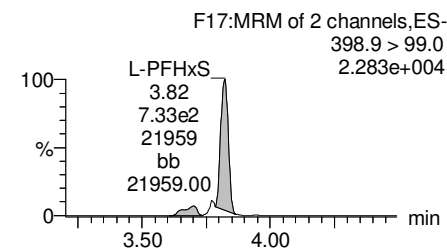
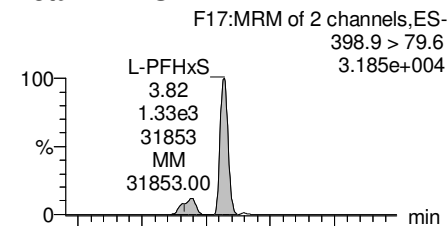
PFHxA



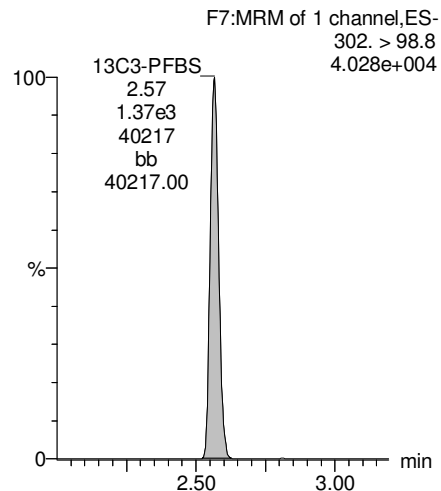
PFHpA



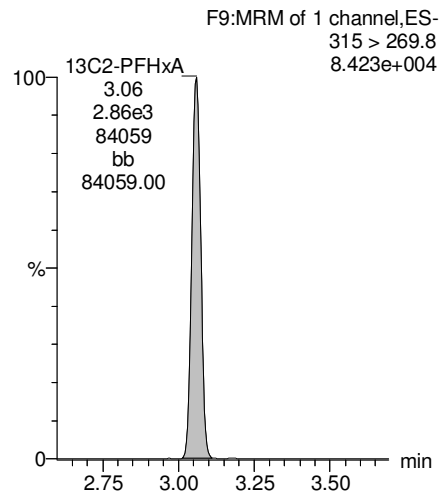
Total PFHxS



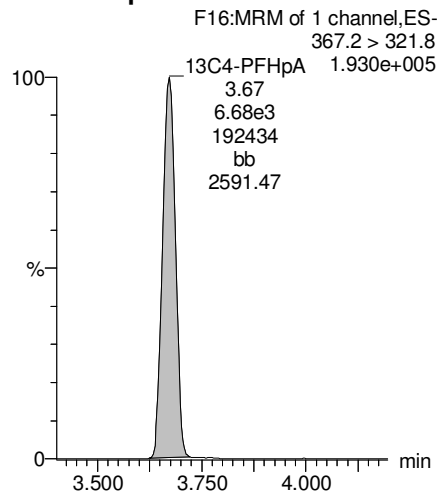
13C3-PFBS



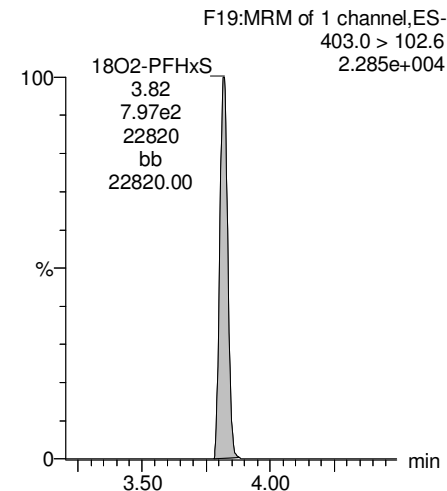
13C2-PFHxA



13C4-PFHpA



18O2-PFHxS

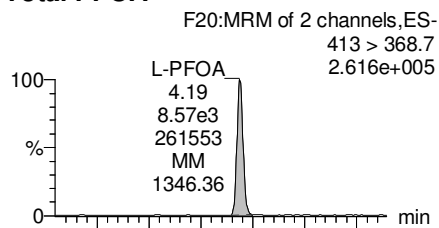


Dataset: Z:\Projects\PFAS.PRO\Results\180221M1\180221M1-19.qld

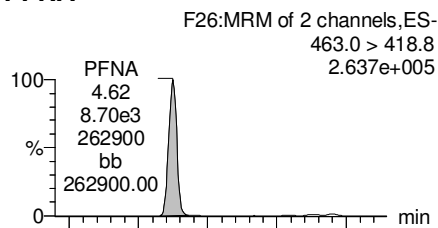
Last Altered: Friday, February 23, 2018 10:56:54 Pacific Standard Time
Printed: Saturday, February 24, 2018 10:23:15 Pacific Standard Time

Name: 180221M1_19, Date: 21-Feb-2018, Time: 18:33:08, ID: B8B0043-BSD1 LCSD 0.25, Description: LCSD

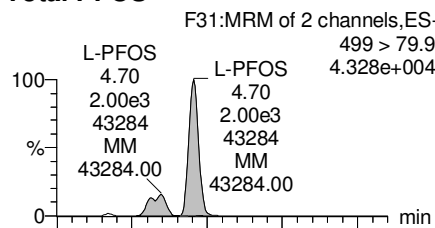
Total PFOA



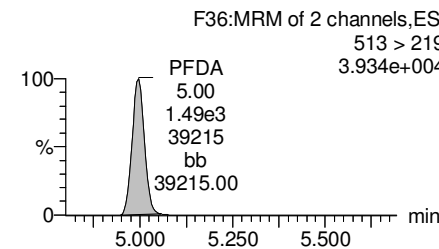
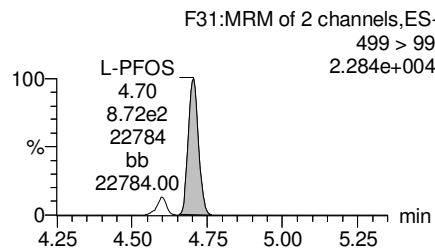
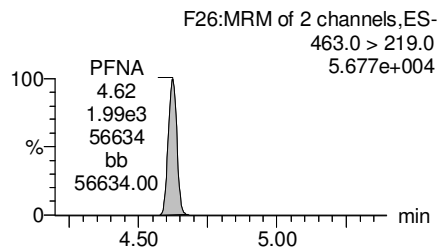
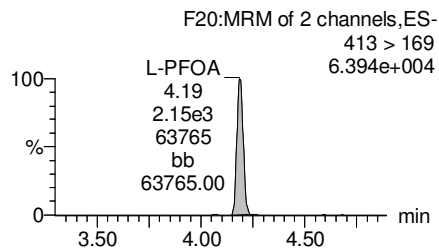
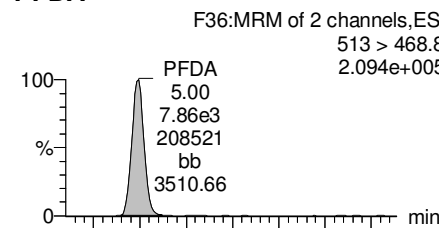
PFNA



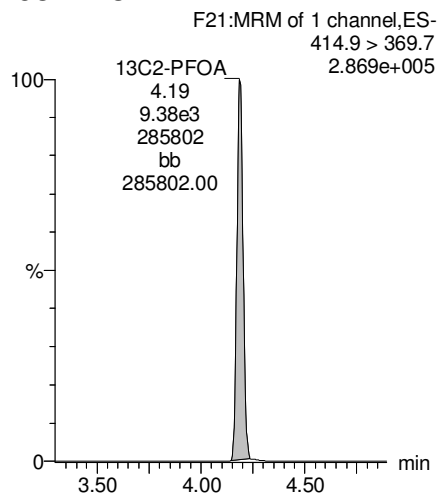
Total PFOS



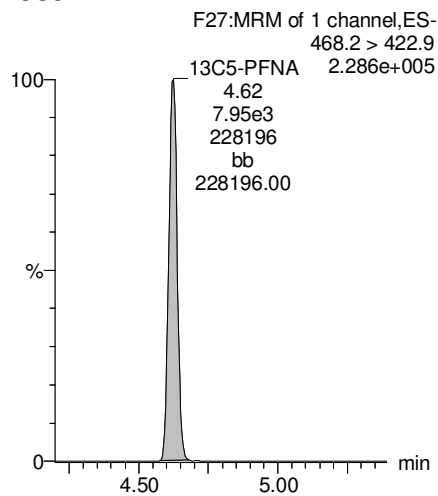
PFDA



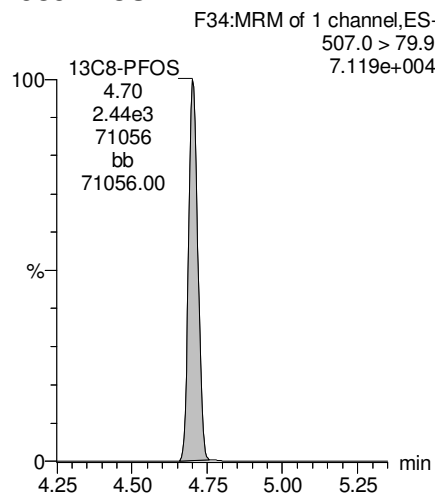
13C2-PFOA



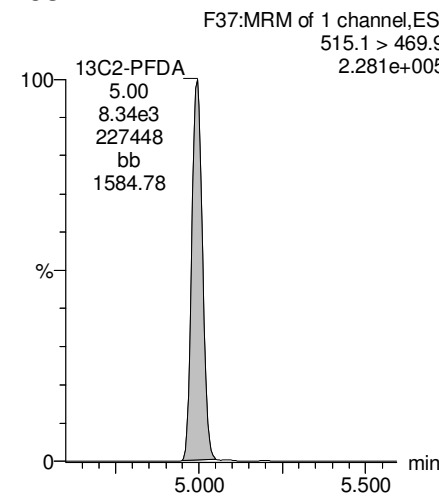
13C5-PFNA



13C8-PFOS



13C2-PFDA

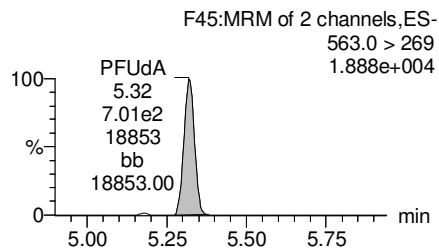
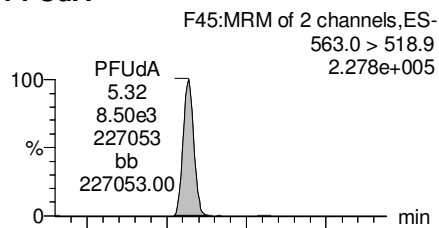


Dataset: Z:\Projects\PFAS.PRO\Results\180221M1\180221M1-19.qld

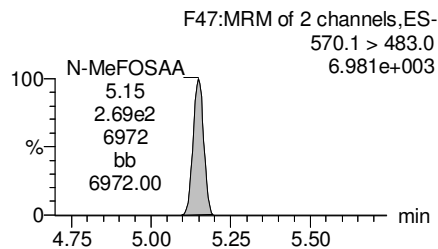
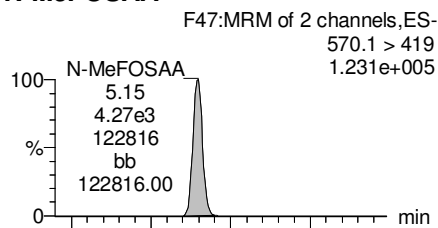
Last Altered: Friday, February 23, 2018 10:56:54 Pacific Standard Time
Printed: Saturday, February 24, 2018 10:23:15 Pacific Standard Time

Name: 180221M1_19, Date: 21-Feb-2018, Time: 18:33:08, ID: B8B0043-BSD1 LCSD 0.25, Description: LCSD

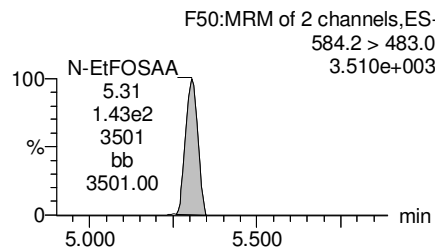
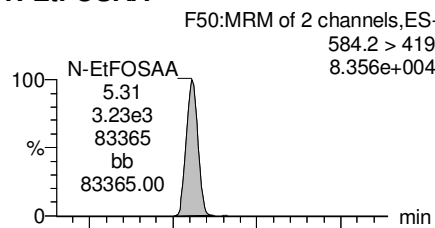
PFUdA



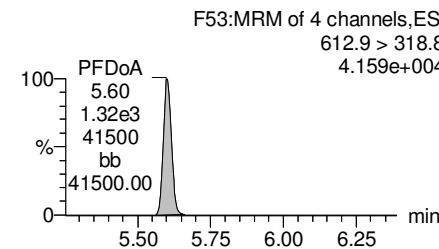
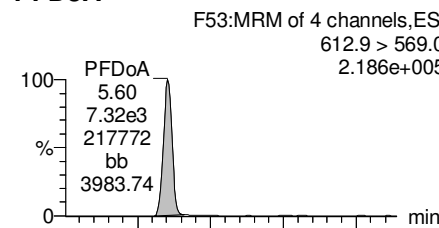
N-MeFOSAA



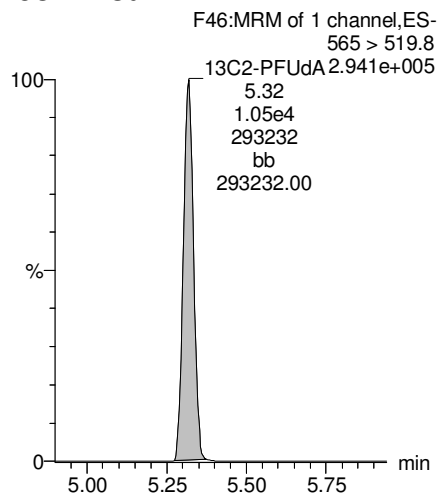
N-EtFOSAA



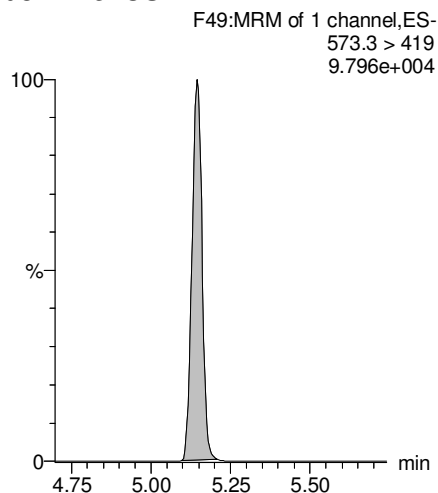
PFDoA



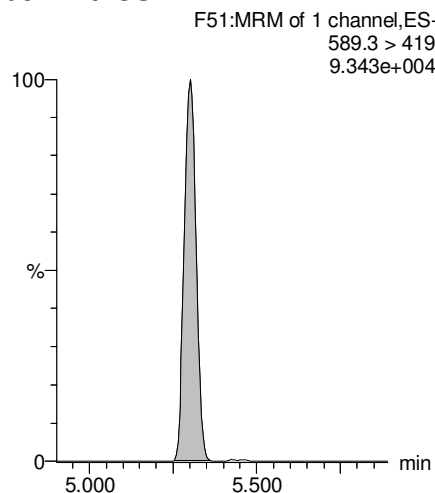
13C2-PFUdA



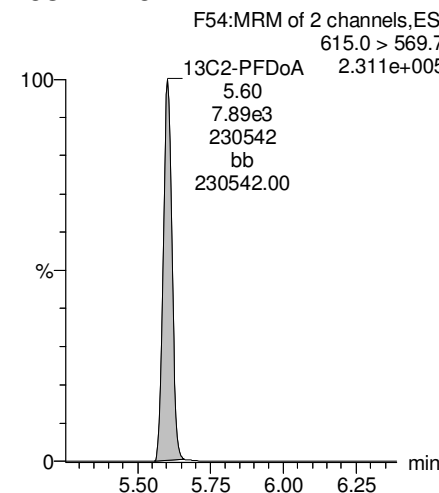
d3-N-MeFOSAA



d5-N-EtFOSAA



13C2-PFDoA

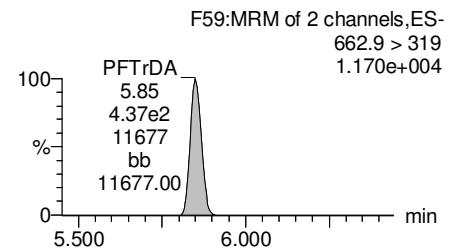
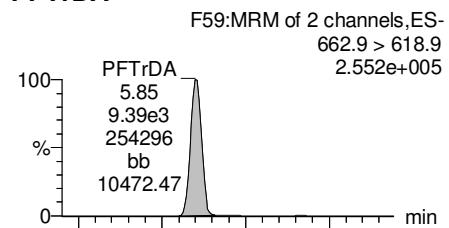


Dataset: Z:\Projects\PFAS.PRO\Results\180221M1\180221M1-19.qld

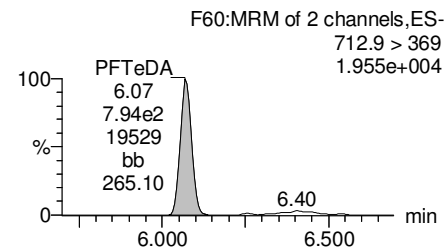
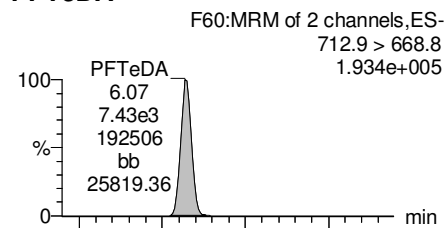
Last Altered: Friday, February 23, 2018 10:56:54 Pacific Standard Time
Printed: Saturday, February 24, 2018 10:23:15 Pacific Standard Time

Name: 180221M1_19, Date: 21-Feb-2018, Time: 18:33:08, ID: B8B0043-BSD1 LCSD 0.25, Description: LCSD

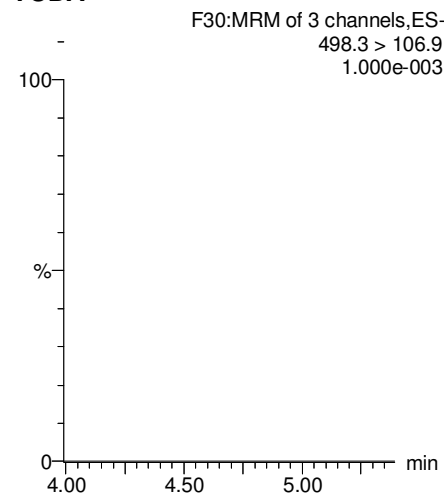
PFTrDA



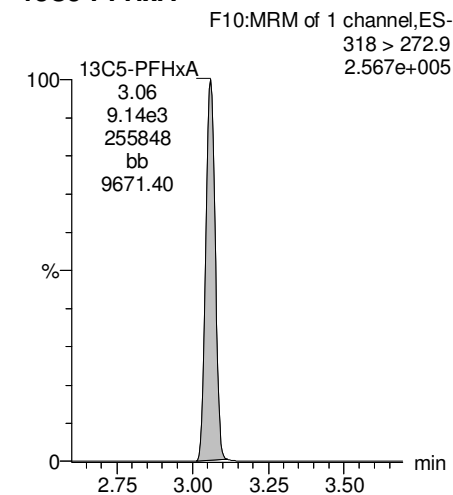
PFTeDA



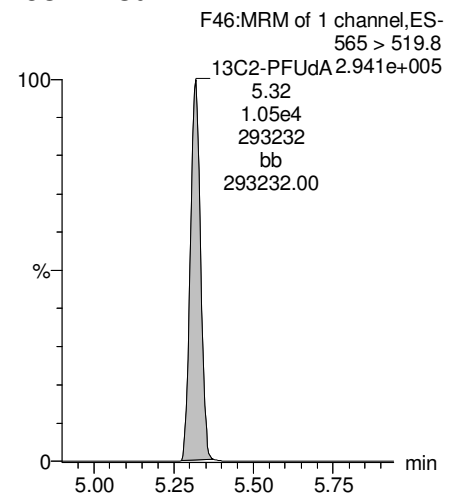
TCDA



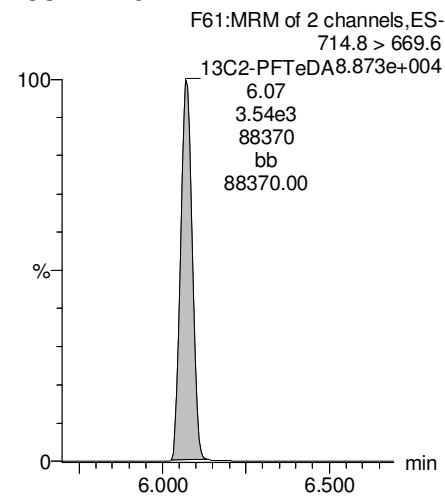
13C5-PFHxA



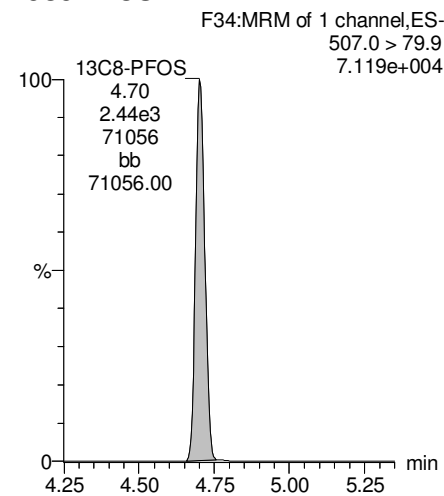
13C2-PFUDa



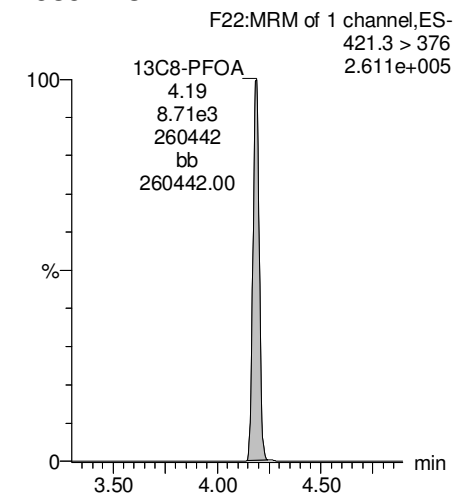
13C2-PFTeDA



13C8-PFOS



13C8-PFOA



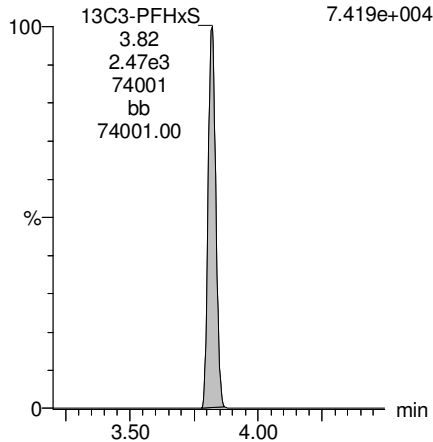
Dataset: Z:\Projects\PFAS.PRO\Results\180221M1\180221M1-19.qld

Last Altered: Friday, February 23, 2018 10:56:54 Pacific Standard Time
Printed: Saturday, February 24, 2018 10:23:15 Pacific Standard Time

Name: 180221M1_19, Date: 21-Feb-2018, Time: 18:33:08, ID: B8B0043-BSD1 LCSD 0.25, Description: LCSD

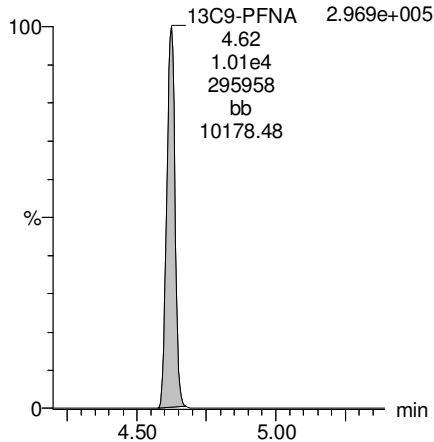
13C3-PFHxS

F18:MRM of 1 channel,ES-
401.9 > 79.9
7.419e+004



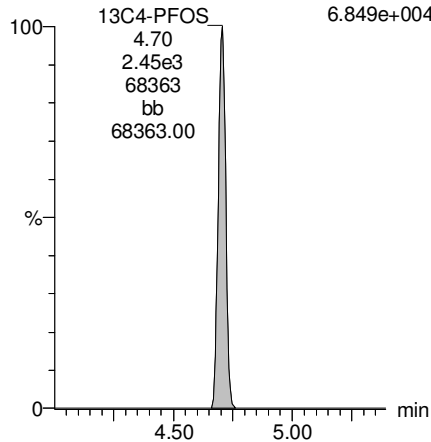
13C9-PFNA

F28:MRM of 1 channel,ES-
472.2 > 426.9
2.969e+005



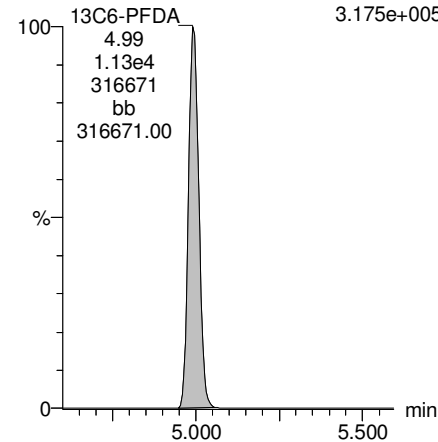
13C4-PFOS

F32:MRM of 1 channel,ES-
503 > 79.9
6.849e+004



13C6-PFDA

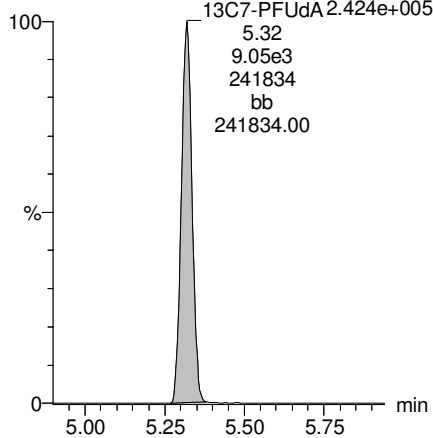
F39:MRM of 1 channel,ES-
519.1 > 473.7
3.175e+005



13C7-PFUdA

F48:MRM of 1 channel,ES-
570.1 > 524.8

13C7-PFUdA 2.424e+005
5.32
9.05e3
241834
bb
241834.00



Dataset: Z:\Projects\PFAS.PRO\Results\180221M1\180221M1-34.qld

Last Altered: Friday, February 23, 2018 13:17:30 Pacific Standard Time

Printed: Friday, February 23, 2018 15:08:55 Pacific Standard Time

Method: Z:\Projects\PFAS.PRO\MethDB\PFAS_FULL_80C_022118.mdb 22 Feb 2018 10:27:20

Calibration: Z:\Projects\PFAS.PRO\CurveDB\C18_VAL-PFAS_Q4_02-21-18-FULL.cdb 22 Feb 2018 11:04:24

Name: 180221M1_34, Date: 21-Feb-2018, Time: 21:25:22, ID: 1800269-01 WI-AF-FB-010518 0.11996, Description: WI-AF-FB-010518

	# Name	Trace	Area	IS Area	Wt./Vol.	RRF	Pred.RT	RT	y Axis Resp.	Conc.	%Rec
1	3 PFBS	299.0 > 79.7		1.30e3	0.11996		2.60				
2	5 PFHxA	313.2 > 268.9		2.51e3	0.11996		3.19				
3	7 PFHpA	363.0 > 318.9		6.94e3	0.11996		3.81				
4	8 L-PFHxS	398.9 > 79.6	3.45e0	1.05e3	0.11996		3.85	3.83	0.0410	0.6579	
5	11 L-PFOA	413 > 368.7		1.06e4	0.11996		4.22				
6	14 PFNA	463.0 > 418.8		7.66e3	0.11996		4.76				
7	16 L-PFOS	499 > 79.9		2.61e3	0.11996		4.74				
8	18 PFDA	513 > 468.8		7.31e3	0.11996		5.14				
9	21 N-MeFOSAA	570.1 > 419		2.79e3	0.11996		5.29				
10	22 N-EtFOSAA	584.2 > 419		3.60e3	0.11996		5.45				
11	23 PFUdA	563.0 > 518.9		9.80e3	0.11996		5.46				

Dataset: Z:\Projects\PFAS.PRO\Results\180221M1\180221M1-34.qld

Last Altered: Friday, February 23, 2018 13:17:30 Pacific Standard Time

Printed: Friday, February 23, 2018 15:09:11 Pacific Standard Time

Method: Z:\Projects\PFAS.PRO\MethDB\PFAS_FULL_80C_022118.mdb 22 Feb 2018 10:27:20

Calibration: Z:\Projects\PFAS.PRO\CurveDB\C18_VAL-PFAS_Q4_02-21-18-FULL.cdb 22 Feb 2018 11:04:24

Name: 180221M1_34, Date: 21-Feb-2018, Time: 21:25:22, ID: 1800269-01 WI-AF-FB-010518 0.11996, Description: WI-AF-FB-010518

#	Name	Trace	Area	IS Area	Wt./Vol.	RRF	Pred.RT	RT	y Axis Resp.	Conc.	%Rec
1	25 PFDa	612.9 > 569.0		9.49e3	0.11996		5.74				
2	27 PFTrDA	662.9 > 618.9		9.80e3	0.11996		5.98				
3	28 PFTeDA	712.9 > 668.8		4.04e3	0.11996		6.20				
4	34 13C3-PFBA	216.1 > 171.8	6.68e3	7.69e3	0.11996	0.880	1.46	1.33	10.9	102.8600	98.7
5	35 13C3-PFPeA	266. > 221.8	8.36e3	1.01e4	0.11996	0.917	2.42	2.29	10.4	94.1171	90.3
6	36 13C3-PFBS	302. > 98.8	1.30e3	1.01e4	0.11996	0.121	2.69	2.56	1.61	111.0615	106.6
7	37 13C2-PFHxA	315 > 269.8	2.51e3	1.01e4	0.11996	0.719	3.19	3.06	3.11	36.0663	86.5
8	38 13C4-PFHpA	367.2 > 321.8	6.94e3	1.01e4	0.11996	0.722	3.81	3.67	8.59	99.1584	95.2
9	39 18O2-PFHxS	403.0 > 102.6	1.05e3	2.91e3	0.11996	0.376	3.96	3.82	4.51	99.9935	96.0
10	40 13C2-PFOA	414.9 > 369.7	1.06e4	7.89e3	0.11996	1.32	4.33	4.19	16.8	105.6547	101.4
11	41 13C5-PFNA	468.2 > 422.9	7.66e3	1.03e4	0.11996	0.928	4.76	4.62	9.29	83.3859	80.0
12	42 13C8-PFOA	506.1 > 77.7	1.27e3	9.11e3	0.11996	0.235	4.83	4.68	1.74	61.7943	59.3
13	43 13C8-PFOS	507.0 > 79.9	2.61e3	2.61e3	0.11996	1.03	4.84	4.70	12.5	101.5319	97.4
14	44 13C2-PFDA	515.1 > 469.9	7.31e3	9.61e3	0.11996	1.02	5.14	5.00	9.51	77.9824	74.8
15	45 d3-N-MeFOSAA	573.3 > 419	2.79e3	9.11e3	0.11996	0.412	5.29	5.14	3.83	77.5799	74.5
16	46 d5-N-EtFOSAA	589.3 > 419	3.60e3	9.11e3	0.11996	0.418	5.45	5.30	4.93	98.4448	94.5
17	47 13C2-PFUdA	565 > 519.8	9.80e3	9.11e3	0.11996	1.06	5.46	5.32	13.4	106.0945	101.8
18	48 13C2-PFDoA	615.0 > 569.7	9.49e3	9.11e3	0.11996	0.949	5.74	5.60	13.0	114.3529	109.7
19	49 d3-N-MeFOSA	515.2 > 168.9		9.11e3	0.11996	0.105	5.84				
20	50 13C2-PFTeDA	714.8 > 669.6	4.04e3	9.11e3	0.11996	0.389	6.20	6.07	5.54	118.7306	113.9
21	51 d5-N-ETFOSA	531.1 > 168.9		9.11e3	0.11996	0.160	6.22				
22	52 13C2-PFHxDA	815 > 769.7	3.89e3	9.11e3	0.11996	0.833	6.51	6.41	5.34	53.4389	128.2
23	53 d7-N-MeFOSE	623.1 > 58.9		9.11e3	0.11996	0.148	6.31				
24	54 d9-N-EtFOSE	639.2 > 58.8		9.11e3	0.11996	0.131	6.45				
25	55 13C4-PFBA	217. > 171.8	7.69e3	7.69e3	0.11996	1.00	1.46	1.33	12.5	104.2014	100.0
26	56 13C5-PFHxA	318 > 272.9	1.01e4	1.01e4	0.11996	1.00	3.19	3.05	12.5	104.2014	100.0
27	57 13C3-PFHxS	401.9 > 79.9	2.91e3	2.91e3	0.11996	1.00	3.96	3.82	12.5	104.2014	100.0
28	58 13C8-PFOA	421.3 > 376	7.89e3	7.89e3	0.11996	1.00	4.33	4.19	12.5	104.2014	100.0
29	59 13C9-PFNA	472.2 > 426.9	1.03e4	1.03e4	0.11996	1.00	4.70	4.62	12.5	104.2014	100.0
30	60 13C4-PFOS	503 > 79.9	2.61e3	2.61e3	0.11996	1.00	4.84	4.70	12.5	104.2014	100.0
31	61 13C6-PFDA	519.1 > 473.7	9.61e3	9.61e3	0.11996	1.00	5.14	5.00	12.5	104.2014	100.0
32	62 13C7-PFUdA	570.1 > 524.8	9.11e3	9.11e3	0.11996	1.00	5.46	5.32	12.5	104.2014	100.0

Dataset: Z:\Projects\PFAS.PRO\Results\180221M1\180221M1-34.qld

Last Altered: Friday, February 23, 2018 13:17:30 Pacific Standard Time

Printed: Friday, February 23, 2018 15:09:11 Pacific Standard Time

Name: 180221M1_34, Date: 21-Feb-2018, Time: 21:25:22, ID: 1800269-01 WI-AF-FB-010518 0.11996, Description: WI-AF-FB-010518

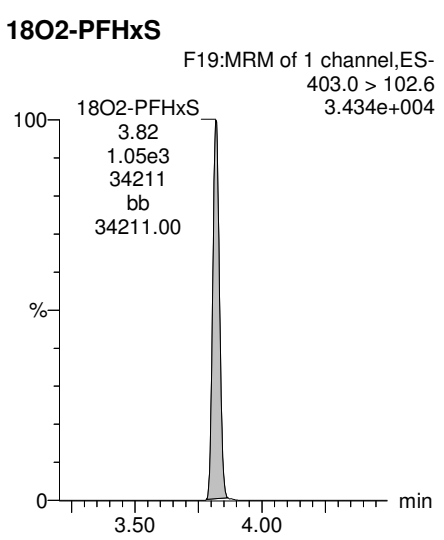
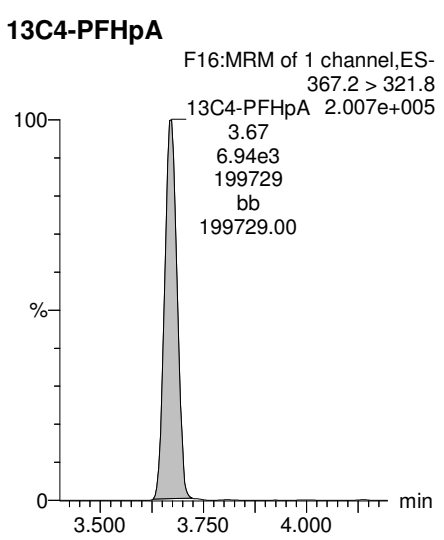
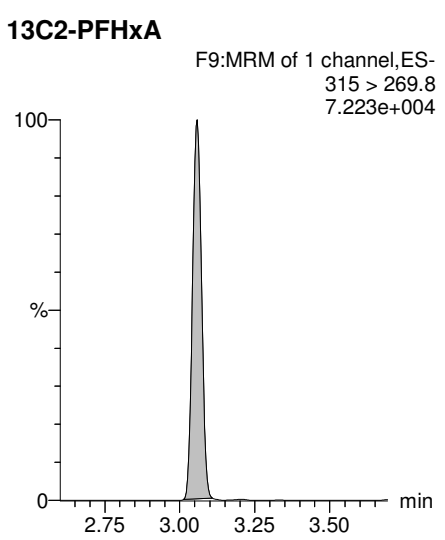
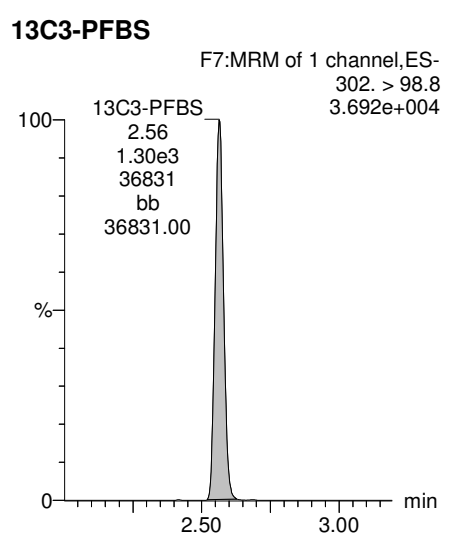
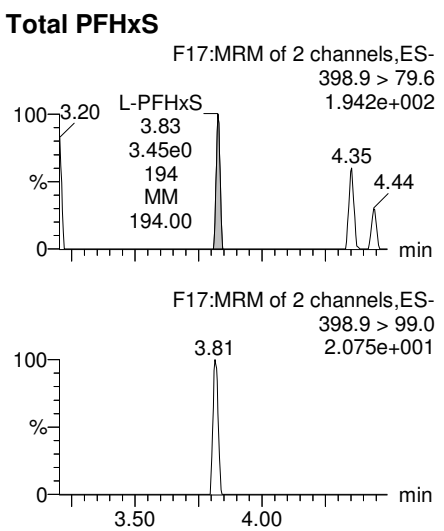
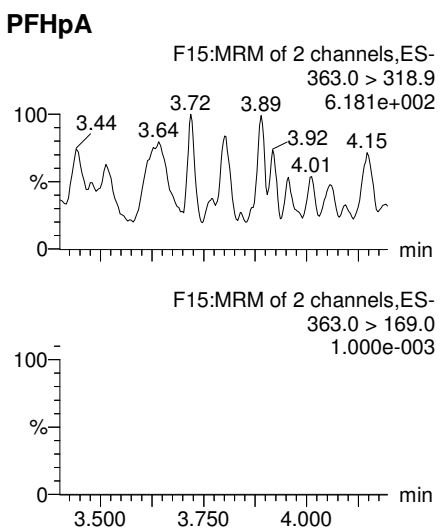
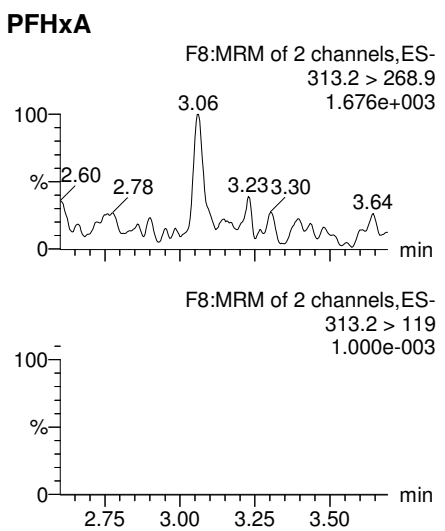
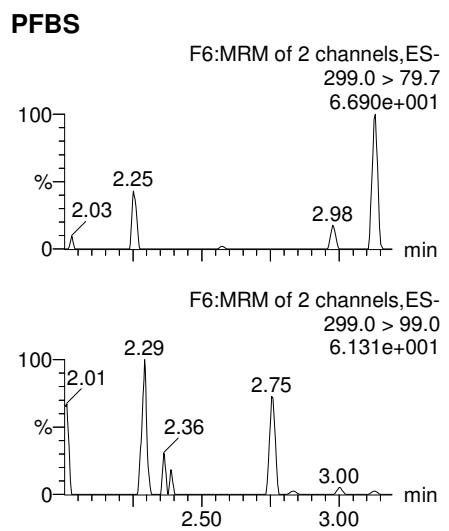
	# Name	Trace	Area	IS Area	Wt./Vol.	RRF	Pred.RT	RT	y Axis Resp.	Conc.	%Rec
33	63 Total PFHxS	398.9 > 79.6	3.45e0	1.05e3	0.11996		3.85		0.0410	0.6579	
34	64 Total PFOA	413 > 368.7	0.00e0	1.06e4	0.11996		4.21		0.000		
35	65 Total PFOS	499 > 79.9	0.00e0	2.61e3	0.11996		4.73		0.000		
36	66 Total N-MeFOSAA	570.1 > 419	0.00e0	2.79e3	0.11996		5.29		0.000		
37	67 Total N-EtFOSAA	584.2 > 419	0.00e0	3.60e3	0.11996		5.45		0.000		

Dataset: Z:\Projects\PFAS.PRO\Results\180221M1\180221M1-34.qld

Last Altered: Friday, February 23, 2018 13:17:30 Pacific Standard Time
Printed: Friday, February 23, 2018 15:09:11 Pacific Standard Time

Method: Z:\Projects\PFAS.PRO\MethDB\PFAS_FULL_80C_022118.mdb 22 Feb 2018 10:27:20
Calibration: Z:\Projects\PFAS.PRO\CurveDB\C18_VAL-PFAS_Q4_02-21-18-FULL.cdb 22 Feb 2018 11:04:24

Name: 180221M1_34, Date: 21-Feb-2018, Time: 21:25:22, ID: 1800269-01 WI-AF-FB-010518 0.11996, Description: WI-AF-FB-010518

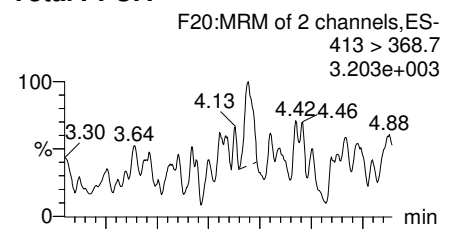


Dataset: Z:\Projects\PFAS.PRO\Results\180221M1\180221M1-34.qld

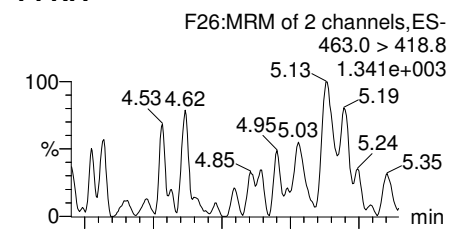
Last Altered: Friday, February 23, 2018 13:17:30 Pacific Standard Time
Printed: Friday, February 23, 2018 15:09:11 Pacific Standard Time

Name: 180221M1_34, Date: 21-Feb-2018, Time: 21:25:22, ID: 1800269-01 WI-AF-FB-010518 0.11996, Description: WI-AF-FB-010518


Total PFOA



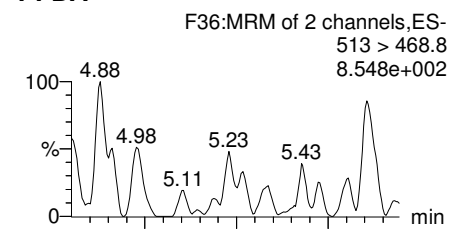
PFNA



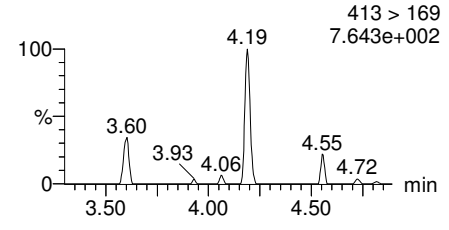
Total PFOS



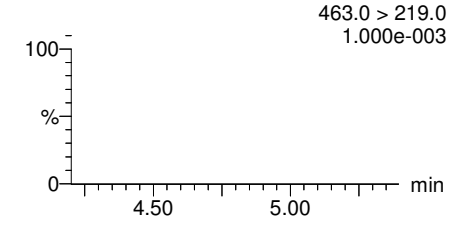
PFDA



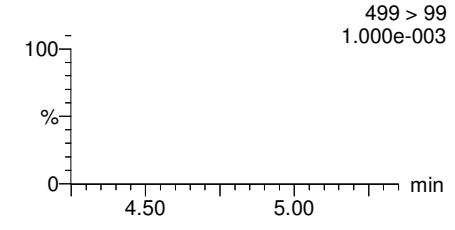
Total PFOA



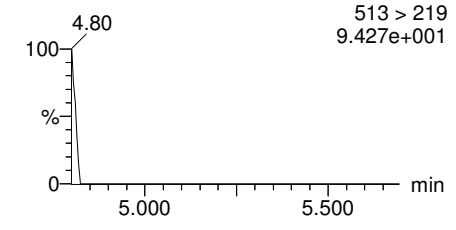
PFNA



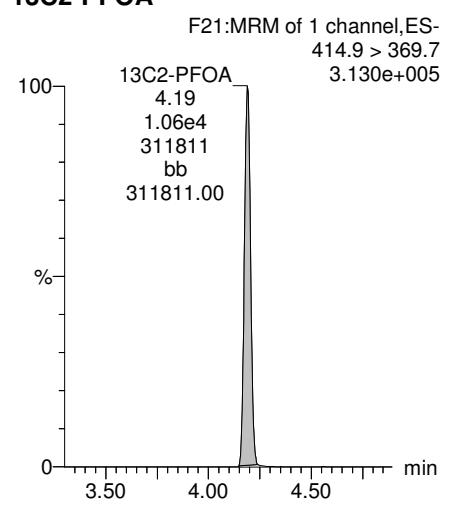
Total PFOS



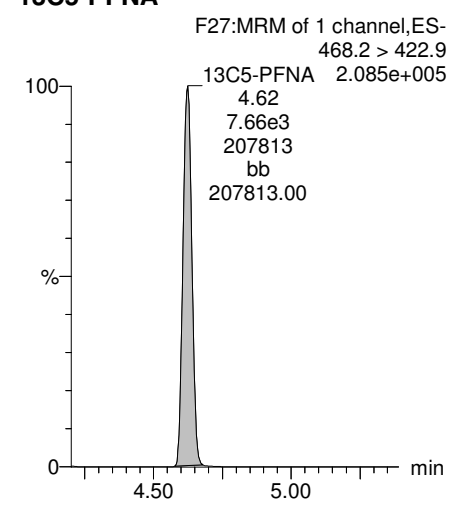
PFDA



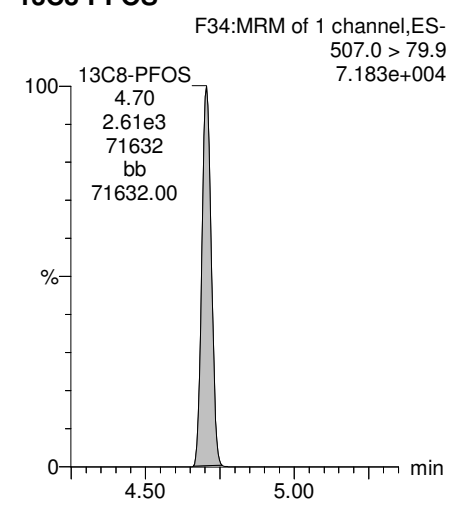
13C2-PFOA



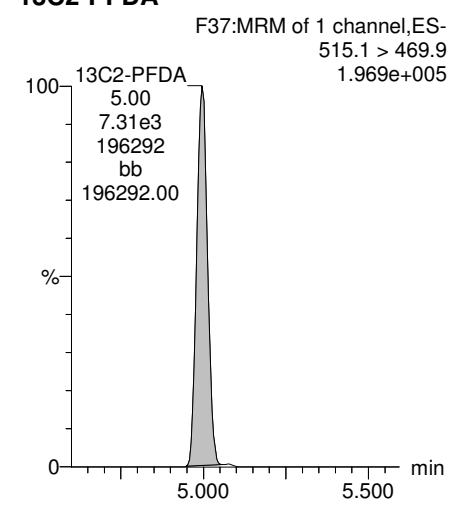
13C5-PFNA



13C8-PFOS



13C2-PFDA

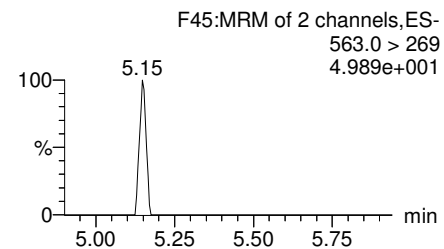
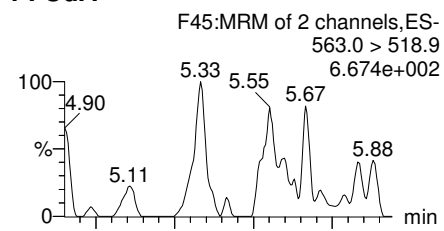


Dataset: Z:\Projects\PFAS.PRO\Results\180221M1\180221M1-34.qld

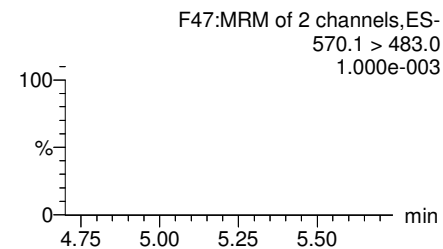
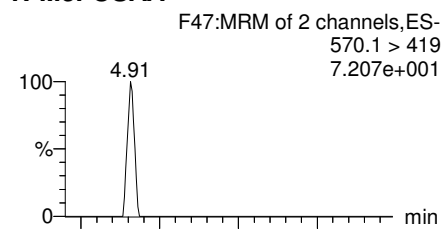
Last Altered: Friday, February 23, 2018 13:17:30 Pacific Standard Time
Printed: Friday, February 23, 2018 15:09:11 Pacific Standard Time

Name: 180221M1_34, Date: 21-Feb-2018, Time: 21:25:22, ID: 1800269-01 WI-AF-FB-010518 0.11996, Description: WI-AF-FB-010518

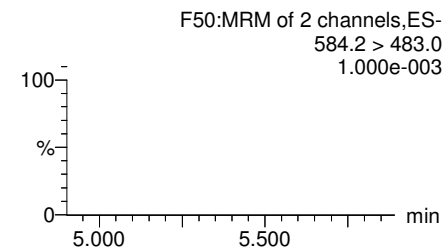
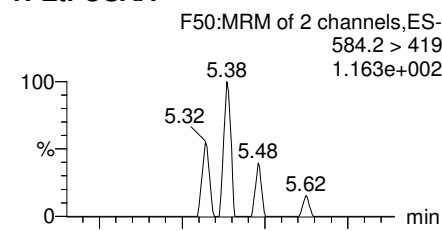
PFUDa



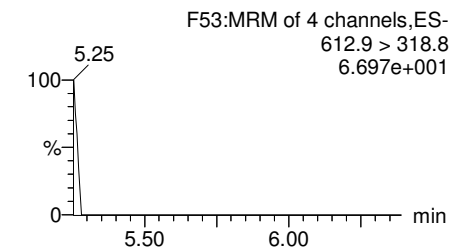
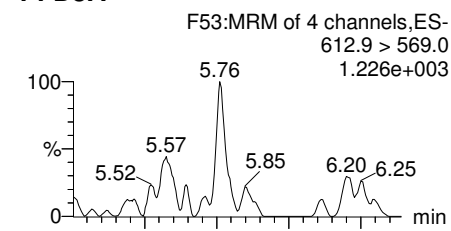
N-MeFOSAA



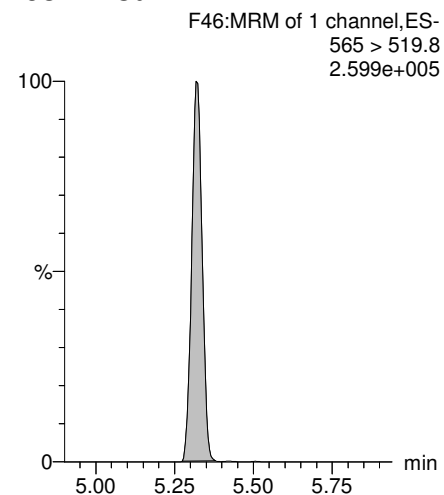
N-EtFOSAA



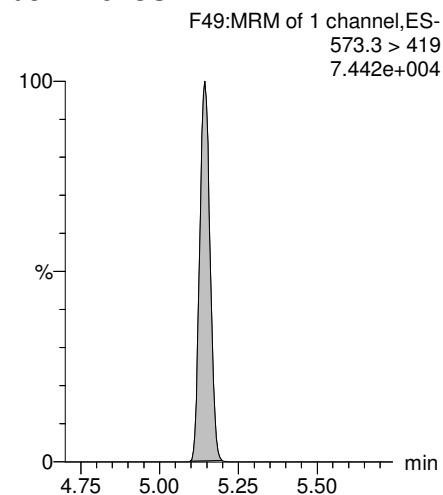
PFDaA



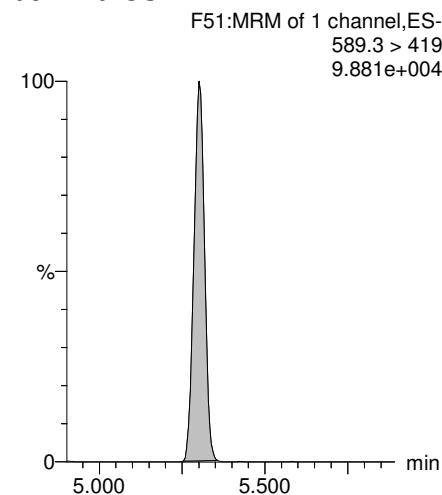
13C2-PFUDa



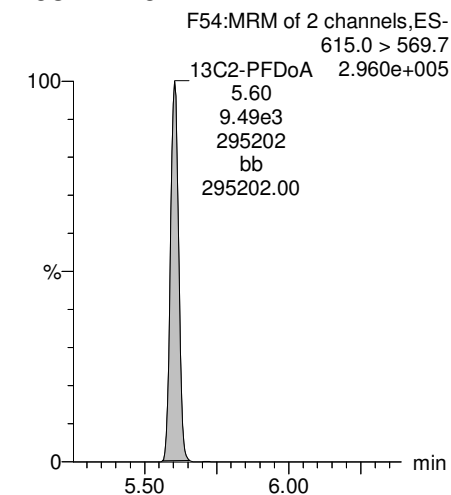
d3-N-MeFOSAA



d5-N-EtFOSAA



13C2-PFDaA

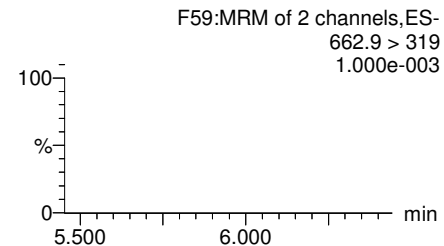
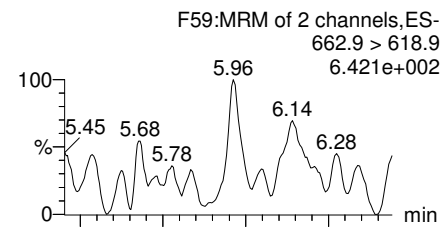


Dataset: Z:\Projects\PFAS.PRO\Results\180221M1\180221M1-34.qld

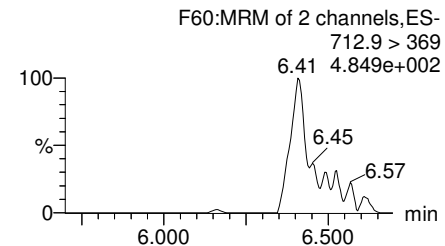
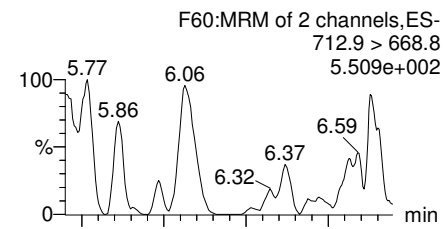
Last Altered: Friday, February 23, 2018 13:17:30 Pacific Standard Time
Printed: Friday, February 23, 2018 15:09:11 Pacific Standard Time

Name: 180221M1_34, Date: 21-Feb-2018, Time: 21:25:22, ID: 1800269-01 WI-AF-FB-010518 0.11996, Description: WI-AF-FB-010518

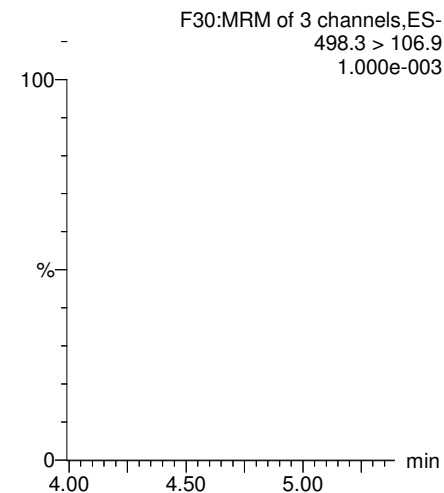
PFTrDA



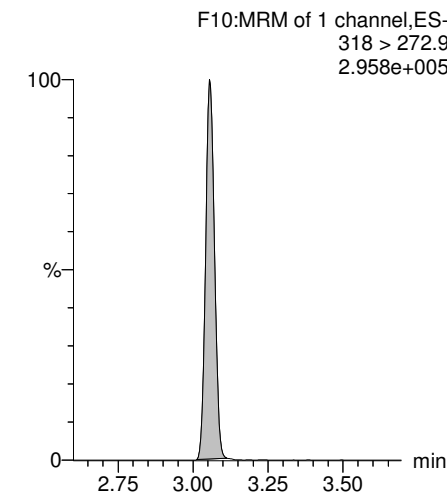
PFTeDA



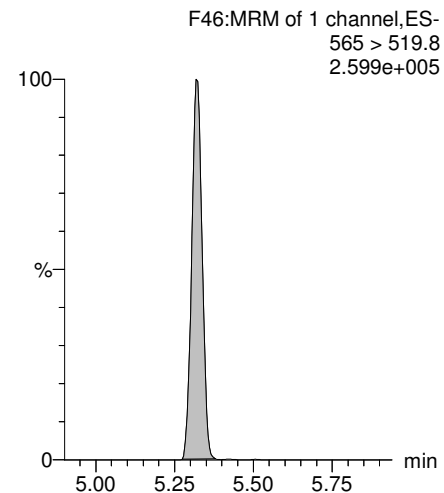
TCDA



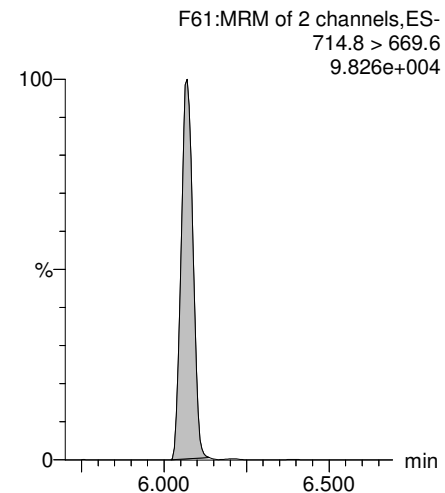
13C5-PFHxA



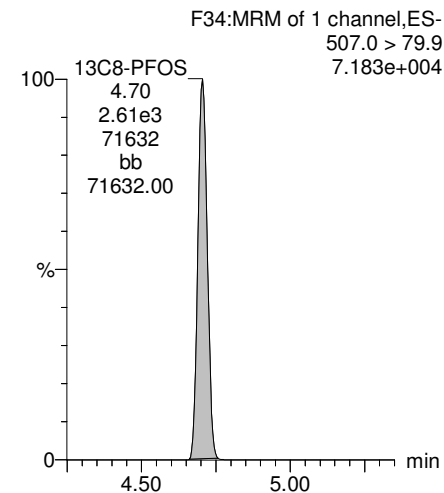
13C2-PFUDa



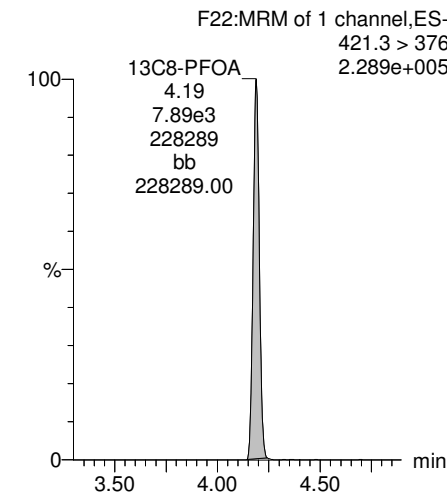
13C2-PFTeDA



13C8-PFOS



13C8-PFOA



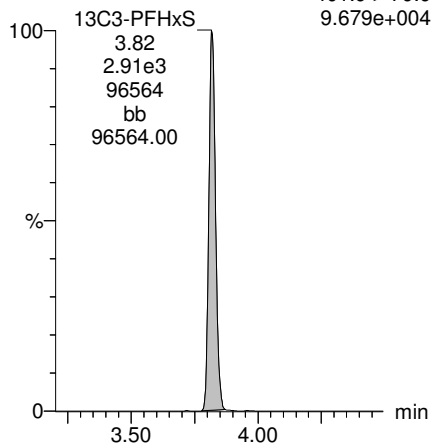
Dataset: Z:\Projects\PFAS.PRO\Results\180221M1\180221M1-34.qld

Last Altered: Friday, February 23, 2018 13:17:30 Pacific Standard Time
Printed: Friday, February 23, 2018 15:09:11 Pacific Standard Time

Name: 180221M1_34, Date: 21-Feb-2018, Time: 21:25:22, ID: 1800269-01 WI-AF-FB-010518 0.11996, Description: WI-AF-FB-010518

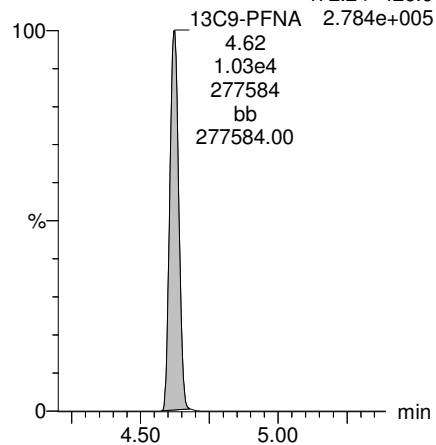
13C3-PFHxS

F18:MRM of 1 channel,ES-
401.9 > 79.9
9.679e+004



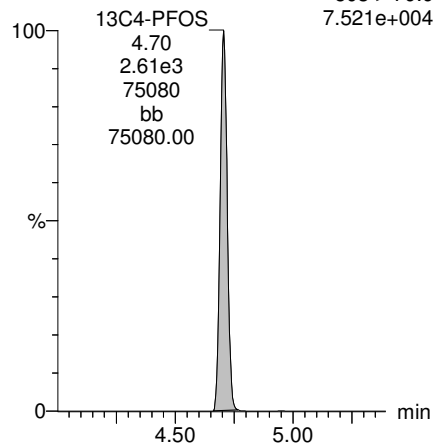
13C9-PFNA

F28:MRM of 1 channel,ES-
472.2 > 426.9
2.784e+005



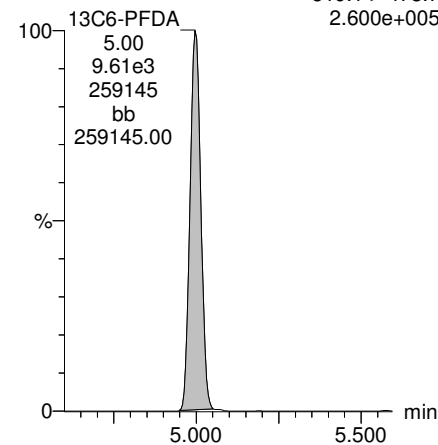
13C4-PFOS

F32:MRM of 1 channel,ES-
503 > 79.9
7.521e+004



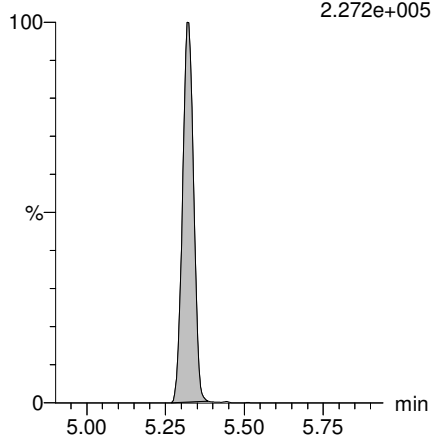
13C6-PFDA

F39:MRM of 1 channel,ES-
519.1 > 473.7
2.600e+005



13C7-PFudA

F48:MRM of 1 channel,ES-
570.1 > 524.8
2.272e+005



Dataset: F:\Projects\PFAS.PRO\Results\180221M1\180221M1-35.qld

Last Altered: Thursday, March 01, 2018 17:44:34 Pacific Standard Time

Printed: Thursday, March 01, 2018 17:45:31 Pacific Standard Time

Method: F:\Projects\PFAS.PRO\MethDB\PFAS_FULL_80C_022118.mdb 22 Feb 2018 10:27:20

Calibration: F:\Projects\PFAS.PRO\CurveDB\C18_VAL-PFAS_Q4_02-21-18-FULL.cdb 22 Feb 2018 11:04:24

Name: 180221M1_35, Date: 21-Feb-2018, Time: 21:36:51, ID: 1800269-02 WI-AF-EB01-SO-0118 0.11331, Description: WI-AF-EB01-SO-0118

	# Name	Trace	Area	IS Area	Wt./Vol.	RRF	Pred.RT	RT	y Axis Resp.	Conc.	%Rec
1	3 PFBS	299.0 > 79.7		1.44e3	0.113		2.60				
2	5 PFHxA	313.2 > 268.9		2.62e3	0.113		3.19				
3	7 PFHpA	363.0 > 318.9		5.88e3	0.113		3.81				
4	8 L-PFHxS	398.9 > 79.6	7.67e0	9.86e2	0.113		3.85	3.81	0.0972	0.9555	
5	11 L-PFOA	413 > 368.7		9.76e3	0.113		4.22				
6	14 PFNA	463.0 > 418.8		7.02e3	0.113		4.76				
7	16 L-PFOS	499 > 79.9		2.79e3	0.113		4.74				
8	18 PFDA	513 > 468.8		6.57e3	0.113		5.14				
9	21 N-MeFOSAA	570.1 > 419		2.80e3	0.113		5.29				
10	22 N-EtFOSAA	584.2 > 419		3.45e3	0.113		5.45				
11	23 PFUdA	563.0 > 518.9		7.36e3	0.113		5.46				

Dataset: F:\Projects\PFAS.PRO\Results\180221M1\180221M1-35.qld

Last Altered: Thursday, March 01, 2018 17:44:34 Pacific Standard Time

Printed: Thursday, March 01, 2018 17:45:39 Pacific Standard Time

Method: F:\Projects\PFAS.PRO\MethDB\PFAS_FULL_80C_022118.mdb 22 Feb 2018 10:27:20

Calibration: F:\Projects\PFAS.PRO\CurveDB\C18_VAL-PFAS_Q4_02-21-18-FULL.cdb 22 Feb 2018 11:04:24

Name: 180221M1_35, Date: 21-Feb-2018, Time: 21:36:51, ID: 1800269-02 WI-AF-EB01-SO-0118 0.11331, Description: WI-AF-EB01-SO-0118

#	Name	Trace	Area	IS Area	Wt./Vol.	RRF	Pred.RT	RT	y Axis Resp.	Conc.	%Rec	
1	25	PFDa	612.9 > 569.0	8.14e3	0.113		5.74					
2	27	PFTDA	662.9 > 618.9	7.36e3	0.113		5.98					
3	28	PFTeDA	712.9 > 668.8	3.81e3	0.113		6.20					
4	36	13C3-PFBS	302. > 98.8	1.44e3	9.03e3	0.113	0.121	2.69	2.56	1.99	145.3446	131.8
5	37	13C2-PFHxA	315 > 269.8	2.62e3	9.03e3	0.113	0.719	3.19	3.05	3.63	44.5756	101.0
6	38	13C4-PFHpA	367.2 > 321.8	5.88e3	9.03e3	0.113	0.722	3.81	3.67	8.14	99.4031	90.1
7	39	18O2-PFHxS	403.0 > 102.6	9.86e2	2.87e3	0.113	0.376	3.96	3.82	4.29	100.5201	91.1
8	40	13C2-PFOA	414.9 > 369.7	9.76e3	8.81e3	0.113	1.324	4.33	4.19	13.8	92.3049	83.7
9	41	13C5-PFNA	468.2 > 422.9	7.02e3	7.37e3	0.113	0.928	4.76	4.62	11.9	113.1544	102.6
10	42	13C8-PFOSA	506.1 > 77.7	1.40e3	8.87e3	0.113	0.235	4.83	4.68	1.97	73.9413	67.0
11	43	13C8-PFOS	507.0 > 79.9	2.79e3	2.90e3	0.113	1.026	4.84	4.70	12.0	103.6007	93.9
12	44	13C2-PFDA	515.1 > 469.9	6.57e3	8.08e3	0.113	1.017	5.14	5.00	10.2	88.1713	79.9
13	45	d3-N-MeFOSAA	573.3 > 419	2.80e3	8.87e3	0.113	0.412	5.29	5.14	3.94	84.5103	76.6
14	46	d5-N-EtFOSAA	589.3 > 419	3.45e3	8.87e3	0.113	0.418	5.45	5.30	4.86	102.7175	93.1
15	47	13C2-PFUdA	565 > 519.8	7.36e3	8.87e3	0.113	1.056	5.46	5.32	10.4	86.6378	78.5
16	48	13C2-PFDoA	615.0 > 569.7	8.14e3	8.87e3	0.113	0.949	5.74	5.60	11.5	106.6312	96.7
17	49	d3-N-MeFOSA	515.2 > 168.9		8.87e3	0.113	0.105	5.84				
18	50	13C2-PFTeDA	714.8 > 669.6	3.81e3	8.87e3	0.113	0.389	6.20	6.07	5.37	121.8784	110.5
19	51	d5-N-ETFOSA	531.1 > 168.9		8.87e3	0.113	0.160	6.22				
20	52	13C2-PFHxDA	815 > 769.7	3.60e3	8.87e3	0.113	0.833	6.51	6.41	5.08	53.7775	121.9
21	53	d7-N-MeFOSE	623.1 > 58.9		8.87e3	0.113	0.148	6.31				
22	54	d9-N-EtFOSE	639.2 > 58.8		8.87e3	0.113	0.131	6.45				
23	55	13C4-PFBA	217. > 171.8	7.30e3	7.30e3	0.113	1.000	1.46	1.33	12.5	110.3168	100.0
24	56	13C5-PFHxA	318 > 272.9	9.03e3	9.03e3	0.113	1.000	3.19	3.05	12.5	110.3168	100.0
25	57	13C3-PFHxS	401.9 > 79.9	2.87e3	2.87e3	0.113	1.000	3.96	3.82	12.5	110.3168	100.0
26	58	13C8-PFOA	421.3 > 376	8.81e3	8.81e3	0.113	1.000	4.33	4.19	12.5	110.3168	100.0
27	59	13C9-PFNA	472.2 > 426.9	7.37e3	7.37e3	0.113	1.000	4.70	4.62	12.5	110.3168	100.0
28	60	13C4-PFOS	503 > 79.9	2.90e3	2.90e3	0.113	1.000	4.84	4.70	12.5	110.3168	100.0
29	61	13C6-PFDA	519.1 > 473.7	8.08e3	8.08e3	0.113	1.000	5.14	5.00	12.5	110.3168	100.0
30	62	13C7-PFUdA	570.1 > 524.8	8.87e3	8.87e3	0.113	1.000	5.46	5.32	12.5	110.3168	100.0
31	63	Total PFHxS	398.9 > 79.6	7.67e0	9.86e2	0.113		3.85		0.0972	0.9555	
32	64	Total PFOA	413 > 368.7	0.00e0	9.76e3	0.113		4.21		0.000		

Dataset: F:\Projects\PFAS.PRO\Results\180221M1\180221M1-35.qld

Last Altered: Thursday, March 01, 2018 17:44:34 Pacific Standard Time

Printed: Thursday, March 01, 2018 17:45:39 Pacific Standard Time

Name: 180221M1_35, Date: 21-Feb-2018, Time: 21:36:51, ID: 1800269-02 WI-AF-EB01-SO-0118 0.11331, Description: WI-AF-EB01-SO-0118

	# Name	Trace	Area	IS Area	Wt./Vol.	RRF	Pred.RT	RT	y Axis Resp.	Conc.	%Rec
33	65 Total PFOS	499 > 79.9	0.00e0	2.79e3	0.113		4.73		0.000		
34	66 Total N-MeFOSAA	570.1 > 419	0.00e0	2.80e3	0.113		5.29		0.000		
35	67 Total N-EtFOSAA	584.2 > 419	0.00e0	3.45e3	0.113		5.45		0.000		

Dataset: F:\Projects\PFAS.PRO\Results\180221M1\180221M1-35.qld

Last Altered: Thursday, March 01, 2018 17:44:34 Pacific Standard Time

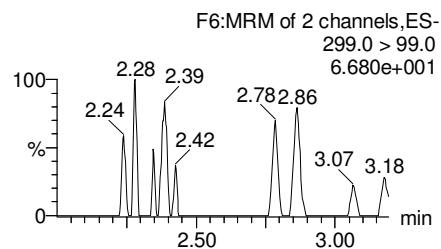
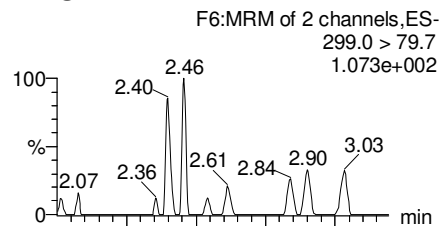
Printed: Thursday, March 01, 2018 17:45:39 Pacific Standard Time

Method: F:\Projects\PFAS.PRO\MethDB\PFAS_FULL_80C_022118.mdb 22 Feb 2018 10:27:20

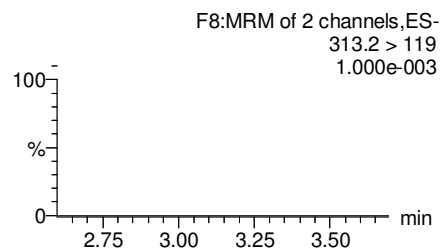
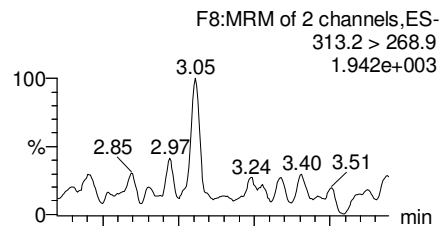
Calibration: F:\Projects\PFAS.PRO\CurveDB\C18_VAL-PFAS_Q4_02-21-18-FULL.cdb 22 Feb 2018 11:04:24

Name: 180221M1_35, Date: 21-Feb-2018, Time: 21:36:51, ID: 1800269-02 WI-AF-EB01-SO-0118 0.11331, Description: WI-AF-EB01-SO-0118

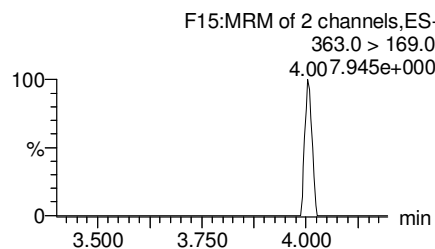
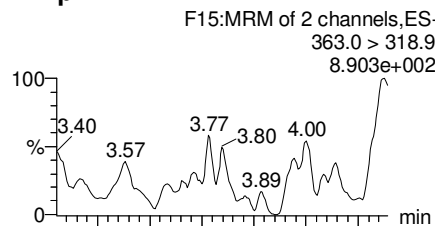
PFBS



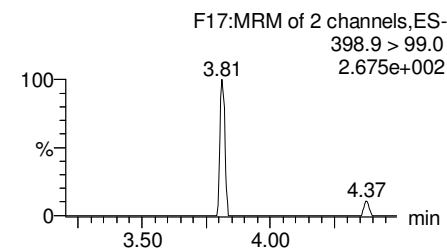
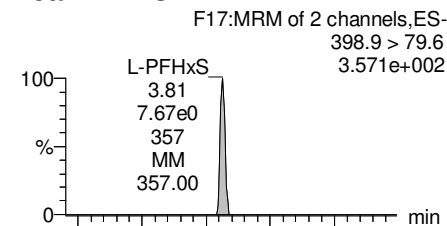
PFHxA



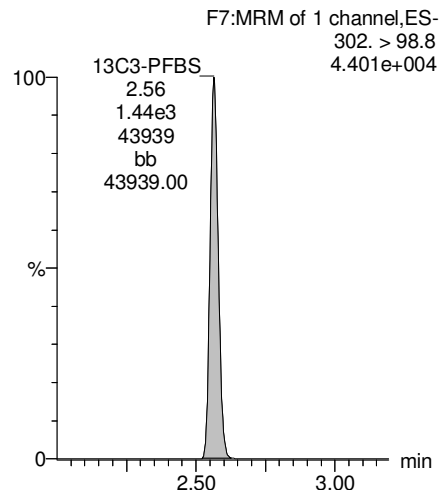
PFHpA



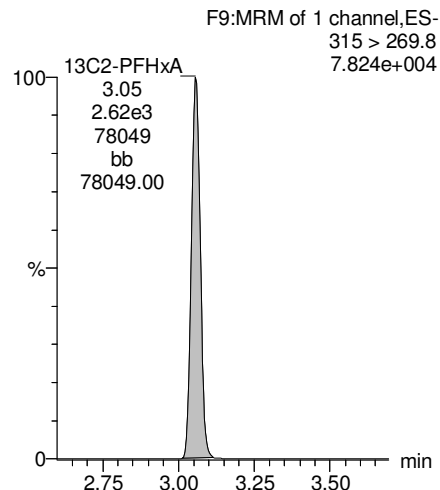
Total PFHxS



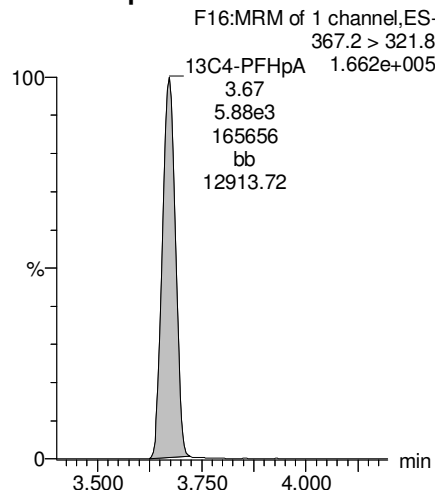
13C3-PFBS



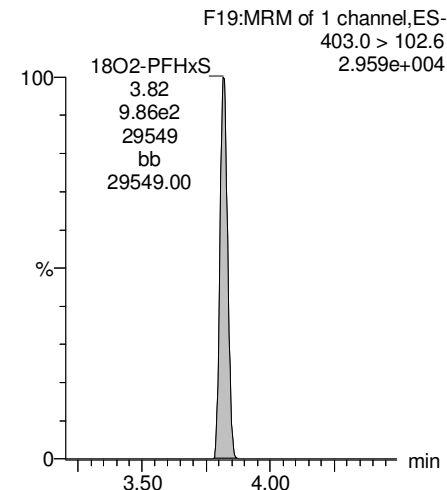
13C2-PFHxA



13C4-PFHpA



18O2-PFHxS



Dataset: F:\Projects\PFAS.PRO\Results\180221M1\180221M1-35.qld

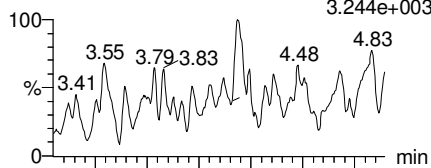
Last Altered: Thursday, March 01, 2018 17:44:34 Pacific Standard Time

Printed: Thursday, March 01, 2018 17:45:39 Pacific Standard Time

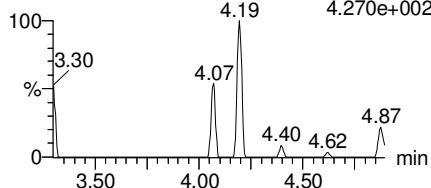
Name: 180221M1_35, Date: 21-Feb-2018, Time: 21:36:51, ID: 1800269-02 WI-AF-EB01-SO-0118 0.11331, Description: WI-AF-EB01-SO-0118

Total PFOA

F20:MRM of 2 channels,ES-
413 > 368.7
3.244e+003

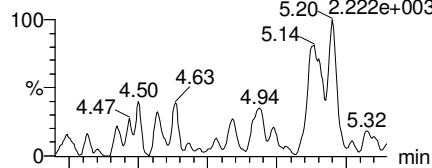


F20:MRM of 2 channels,ES-
413 > 169
4.270e+002

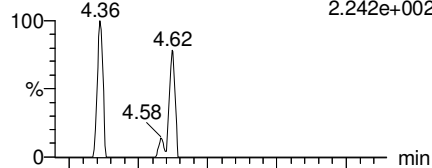


PFNA

F26:MRM of 2 channels,ES-
463.0 > 418.8
2.222e+003




F26:MRM of 2 channels,ES-
463.0 > 219.0
2.242e+002

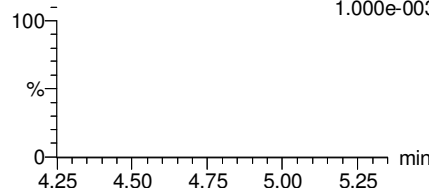


Total PFOS

F31:MRM of 2 channels,ES-
499 > 79.9
1.000e-003

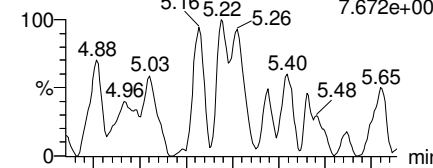


F31:MRM of 2 channels,ES-
499 > 99
1.000e-003

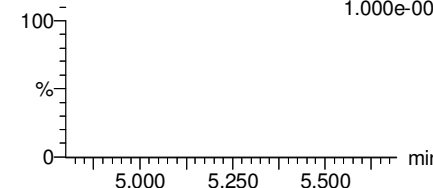


PFDA

F36:MRM of 2 channels,ES-
513 > 468.8
7.672e+002

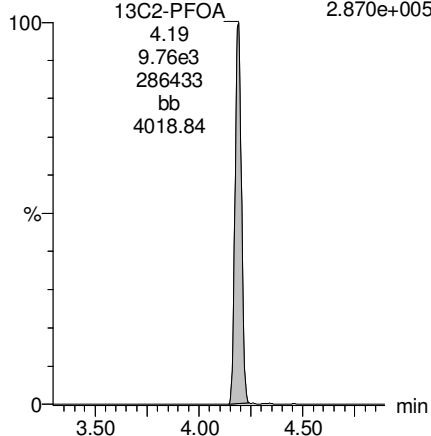


F36:MRM of 2 channels,ES-
513 > 219
1.000e-003



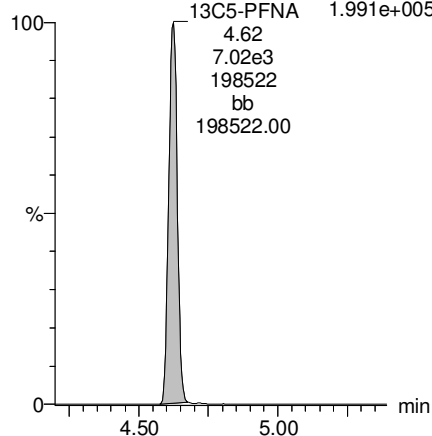
13C2-PFOA

F21:MRM of 1 channel,ES-
414.9 > 369.7
2.870e+005



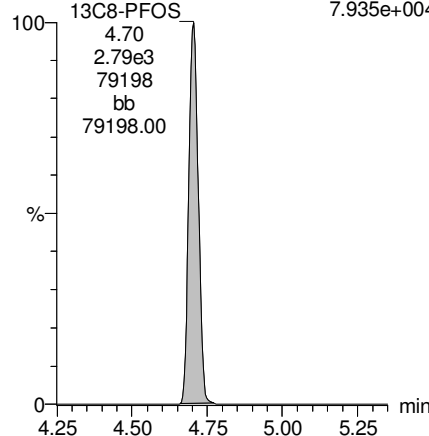
13C5-PFNA

F27:MRM of 1 channel,ES-
468.2 > 422.9
1.991e+005



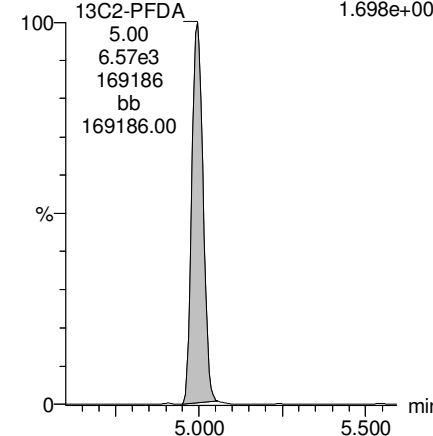
13C8-PFOS

F34:MRM of 1 channel,ES-
507.0 > 79.9
7.935e+004



13C2-PFDA

F37:MRM of 1 channel,ES-
515.1 > 469.9
1.698e+005



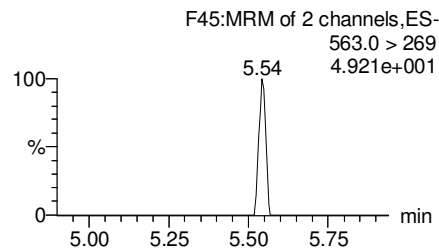
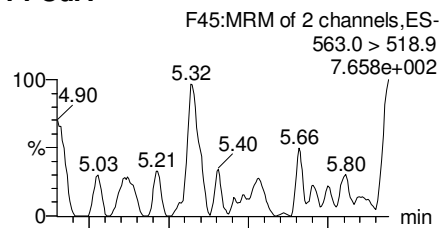
Dataset: F:\Projects\PFAS.PRO\Results\180221M1\180221M1-35.qld

Last Altered: Thursday, March 01, 2018 17:44:34 Pacific Standard Time

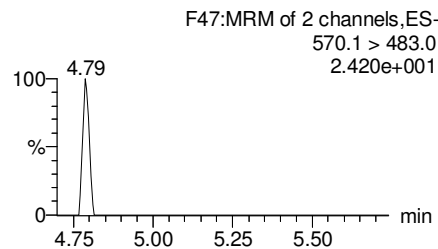
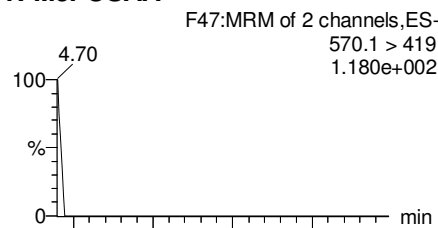
Printed: Thursday, March 01, 2018 17:45:39 Pacific Standard Time

Name: 180221M1_35, Date: 21-Feb-2018, Time: 21:36:51, ID: 1800269-02 WI-AF-EB01-SO-0118 0.11331, Description: WI-AF-EB01-SO-0118

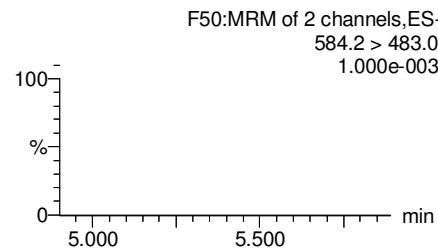
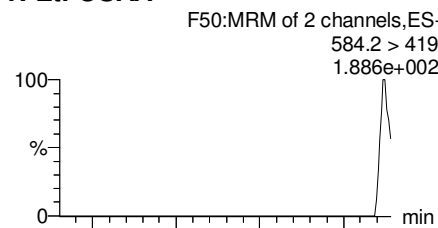
PFUdA



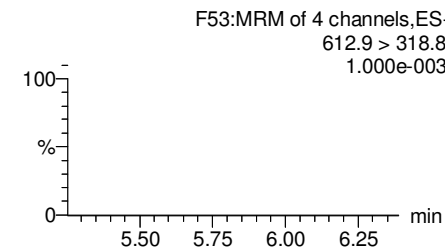
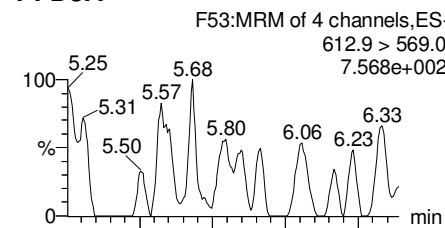
N-MeFOSAA



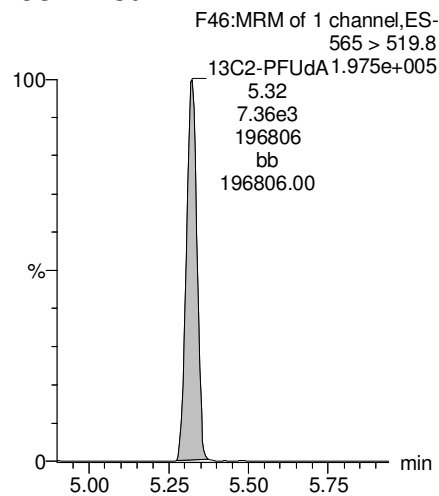
N-EtFOSAA



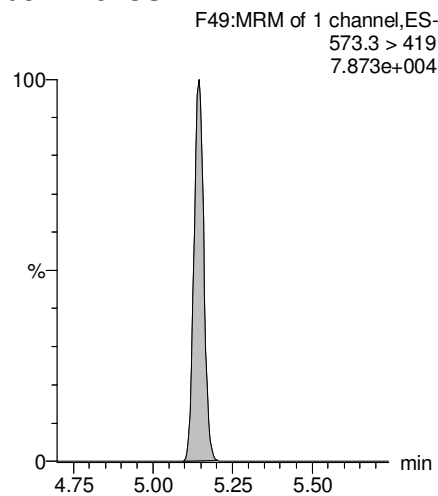
PFDaA



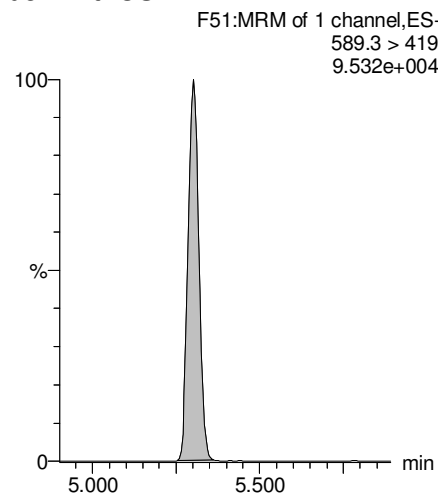
13C2-PFUdA



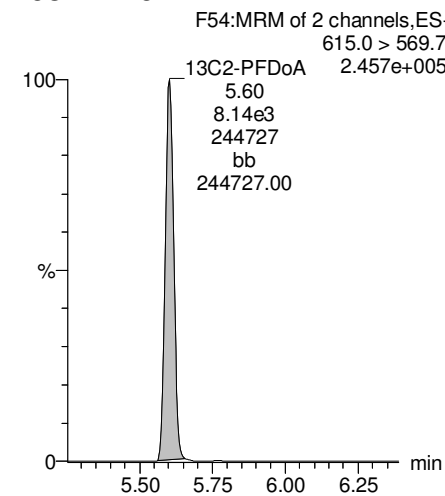
d3-N-MeFOSAA



d5-N-EtFOSAA



13C2-PFDaA



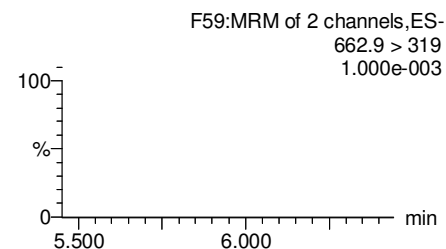
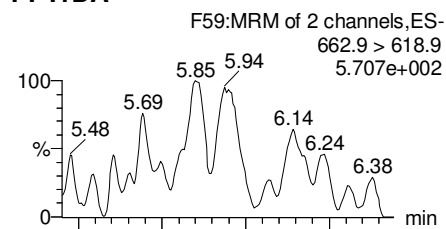
Dataset: F:\Projects\PFAS.PRO\Results\180221M1\180221M1-35.qld

Last Altered: Thursday, March 01, 2018 17:44:34 Pacific Standard Time

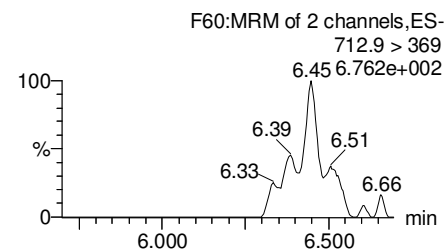
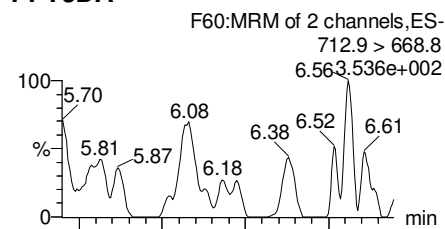
Printed: Thursday, March 01, 2018 17:45:39 Pacific Standard Time

Name: 180221M1_35, Date: 21-Feb-2018, Time: 21:36:51, ID: 1800269-02 WI-AF-EB01-SO-0118 0.11331, Description: WI-AF-EB01-SO-0118

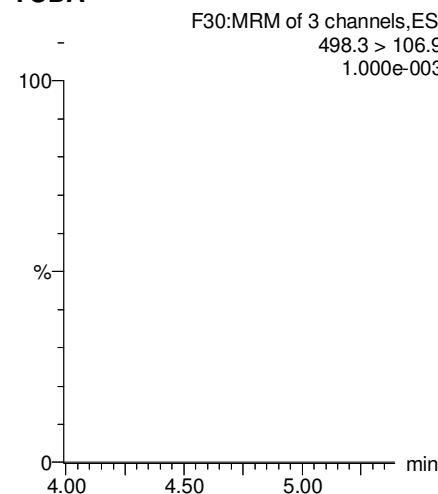
PFTrDA



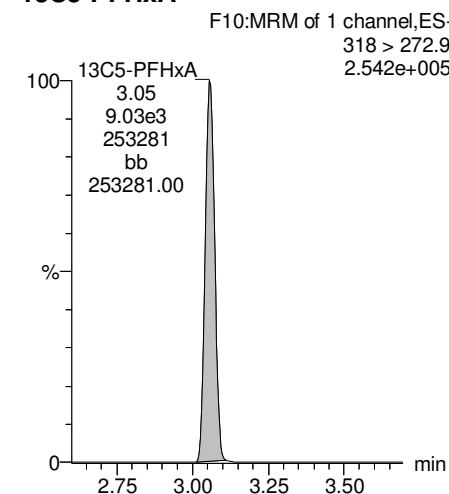
PFTeDA



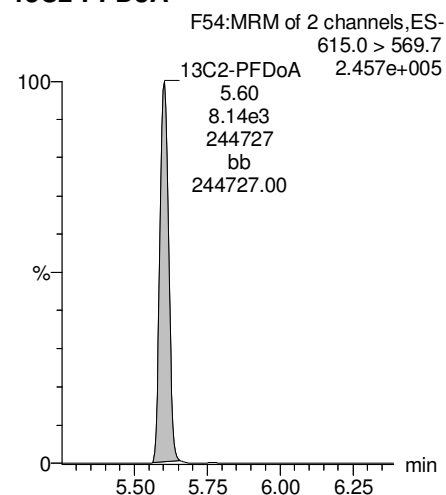
TCDA



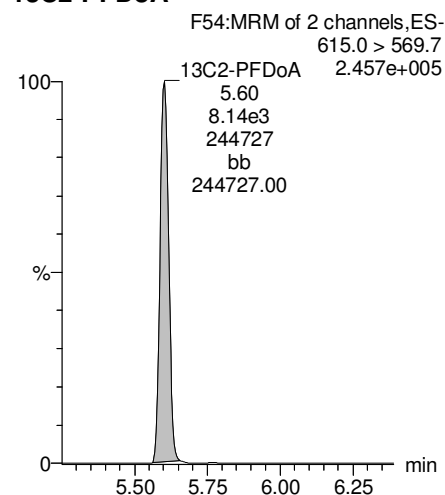
13C5-PFHxA



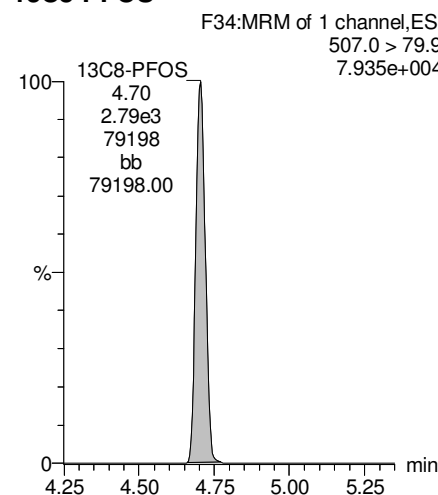
13C2-PFDoA



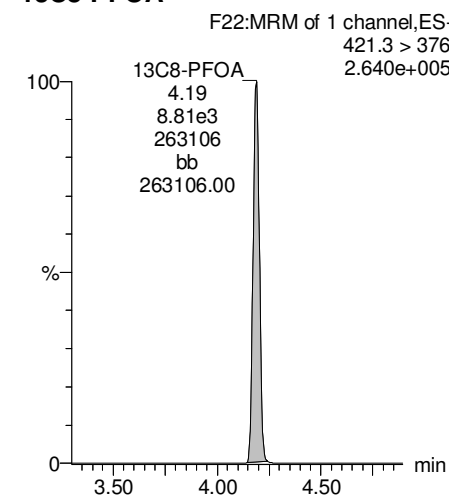
13C2-PFDoA



13C8-PFOS



13C8-PFOA

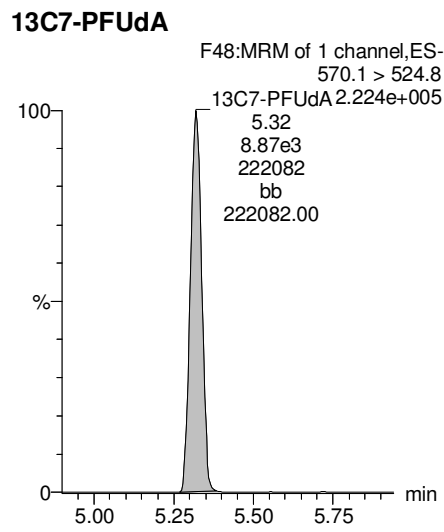
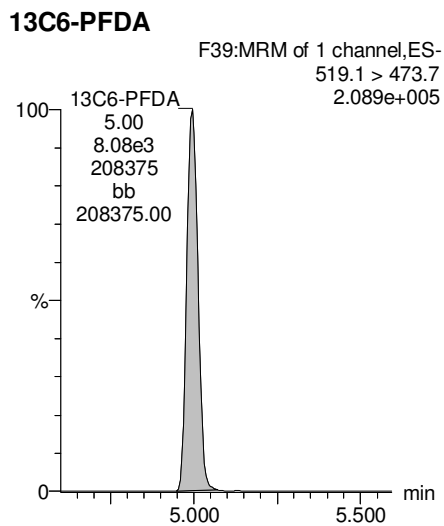
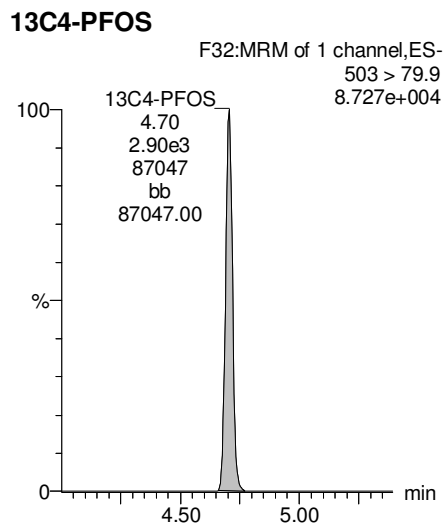
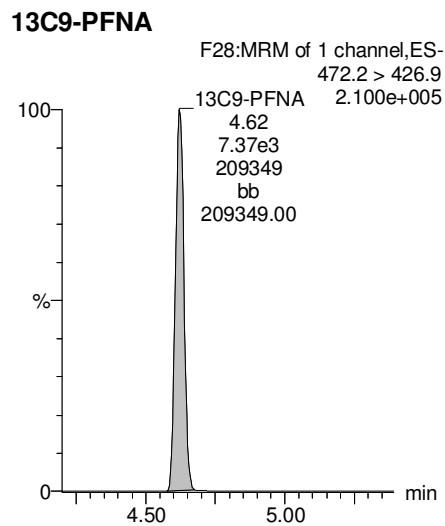
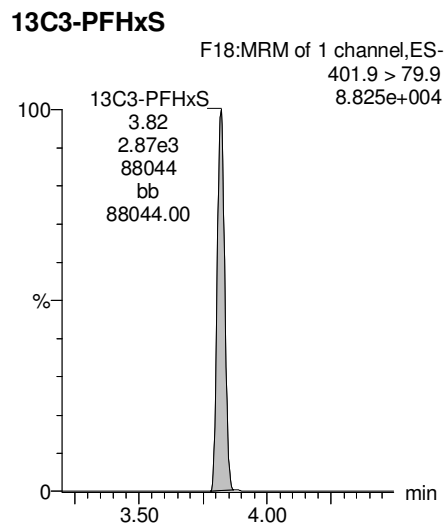


Dataset: F:\Projects\PFAS.PRO\Results\180221M1\180221M1-35.qld

Last Altered: Thursday, March 01, 2018 17:44:34 Pacific Standard Time

Printed: Thursday, March 01, 2018 17:45:39 Pacific Standard Time

Name: 180221M1_35, Date: 21-Feb-2018, Time: 21:36:51, ID: 1800269-02 WI-AF-EB01-SO-0118 0.11331, Description: WI-AF-EB01-SO-0118



Dataset: Z:\Projects\PFAS.PRO\Results\180221M1\180221M1-36.qld

Last Altered: Saturday, February 24, 2018 10:30:22 Pacific Standard Time

Printed: Saturday, February 24, 2018 10:34:30 Pacific Standard Time

Method: Z:\Projects\PFAS.PRO\MethDB\PFAS_FULL_80C_022118.mdb 22 Feb 2018 10:27:20

Calibration: Z:\Projects\PFAS.PRO\CurveDB\C18_VAL-PFAS_Q4_02-21-18-FULL.cdb 22 Feb 2018 11:04:24

Name: 180221M1_36, Date: 21-Feb-2018, Time: 21:48:20, ID: 1800269-03 WI-AF-FB-010718 0.11871, Description: WI-AF-FB-010718

	# Name	Trace	Area	IS Area	Wt./Vol.	RRF	Pred.RT	RT	y Axis Resp.	Conc.	%Rec
1	3 PFBS	299.0 > 79.7		1.38e3	0.119		2.60				
2	5 PFHxA	313.2 > 268.9		2.48e3	0.119		3.19				
3	7 PFHpA	363.0 > 318.9		6.69e3	0.119		3.81				
4	8 L-PFHxS	398.9 > 79.6		8.92e2	0.119		3.85				
5	11 L-PFOA	413 > 368.7		9.58e3	0.119		4.22				
6	14 PFNA	463.0 > 418.8		6.19e3	0.119		4.76				
7	16 L-PFOS	499 > 79.9		2.29e3	0.119		4.74				
8	18 PFDA	513 > 468.8		7.99e3	0.119		5.14				
9	21 N-MeFOSAA	570.1 > 419		3.74e3	0.119		5.29				
10	22 N-EtFOSAA	584.2 > 419		3.07e3	0.119		5.45				
11	23 PFUdA	563.0 > 518.9		1.13e4	0.119		5.46				

Dataset: Z:\Projects\PFAS.PRO\Results\180221M1\180221M1-36.qld

Last Altered: Saturday, February 24, 2018 10:30:22 Pacific Standard Time

Printed: Saturday, February 24, 2018 10:34:43 Pacific Standard Time

Method: Z:\Projects\PFAS.PRO\MethDB\PFAS_FULL_80C_022118.mdb 22 Feb 2018 10:27:20

Calibration: Z:\Projects\PFAS.PRO\CurveDB\C18_VAL-PFAS_Q4_02-21-18-FULL.cdb 22 Feb 2018 11:04:24

Name: 180221M1_36, Date: 21-Feb-2018, Time: 21:48:20, ID: 1800269-03 WI-AF-FB-010718 0.11871, Description: WI-AF-FB-010718

#	Name	Trace	Area	IS Area	Wt./Vol.	RRF	Pred.RT	RT	y Axis Resp.	Conc.	%Rec	
1	25	PFDa	612.9 > 569.0	7.41e3	0.119		5.74					
2	27	PFTDA	662.9 > 618.9	1.13e4	0.119		5.98					
3	28	PFTeDA	712.9 > 668.8	3.90e3	0.119		6.20					
4	36	13C3-PFBS	302. > 98.8	1.38e3	9.28e3	0.119	0.121	2.69	2.56	1.86	129.3748	122.9
5	37	13C2-PFHxA	315 > 269.8	2.48e3	9.28e3	0.119	0.719	3.19	3.05	3.34	39.1699	93.0
6	38	13C4-PFHpA	367.2 > 321.8	6.69e3	9.28e3	0.119	0.722	3.81	3.67	9.01	105.0786	99.8
7	39	18O2-PFHxS	403.0 > 102.6	8.92e2	2.49e3	0.119	0.376	3.96	3.82	4.48	100.3748	95.3
8	40	13C2-PFOA	414.9 > 369.7	9.58e3	7.65e3	0.119	1.32	4.33	4.19	15.6	99.5838	94.6
9	41	13C5-PFNA	468.2 > 422.9	6.19e3	9.53e3	0.119	0.928	4.76	4.62	8.12	73.6404	69.9
10	42	13C8-PFOA	506.1 > 77.7	1.11e3	9.93e3	0.119	0.235	4.83	4.68	1.40	50.0726	47.6
11	43	13C8-PFOS	507.0 > 79.9	2.29e3	2.34e3	0.119	1.03	4.84	4.70	12.2	100.4010	95.3
12	44	13C2-PFDA	515.1 > 469.9	7.99e3	9.39e3	0.119	1.02	5.14	4.99	10.6	88.1482	83.7
13	45	d3-N-MeFOSAA	573.3 > 419	3.74e3	9.93e3	0.119	0.412	5.29	5.14	4.71	96.4056	91.6
14	46	d5-N-EtFOSAA	589.3 > 419	3.07e3	9.93e3	0.119	0.418	5.45	5.30	3.87	77.9822	74.1
15	47	13C2-PFUdA	565 > 519.8	1.13e4	9.93e3	0.119	1.06	5.46	5.32	14.3	113.8742	108.1
16	48	13C2-PFDoA	615.0 > 569.7	7.41e3	9.93e3	0.119	0.949	5.74	5.60	9.33	82.7961	78.6
17	49	d3-N-MeFOSA	515.2 > 168.9		9.93e3	0.119	0.105	5.84				
18	50	13C2-PFTeDA	714.8 > 669.6	3.90e3	9.93e3	0.119	0.389	6.20	6.07	4.91	106.2838	100.9
19	51	d5-N-ETFOSA	531.1 > 168.9		9.93e3	0.119	0.160	6.22				
20	52	13C2-PFHxDA	815 > 769.7	3.28e3	9.93e3	0.119	0.833	6.51	6.41	4.13	41.7243	99.1
21	53	d7-N-MeFOSE	623.1 > 58.9		9.93e3	0.119	0.148	6.31				
22	54	d9-N-EtFOSE	639.2 > 58.8		9.93e3	0.119	0.131	6.45				
23	55	13C4-PFBA	217. > 171.8	7.21e3	7.21e3	0.119	1.00	1.46	1.33	12.5	105.2986	100.0
24	56	13C5-PFHxA	318 > 272.9	9.28e3	9.28e3	0.119	1.00	3.19	3.05	12.5	105.2986	100.0
25	57	13C3-PFHxS	401.9 > 79.9	2.49e3	2.49e3	0.119	1.00	3.96	3.82	12.5	105.2986	100.0
26	58	13C8-PFOA	421.3 > 376	7.65e3	7.65e3	0.119	1.00	4.33	4.19	12.5	105.2986	100.0
27	59	13C9-PFNA	472.2 > 426.9	9.53e3	9.53e3	0.119	1.00	4.70	4.62	12.5	105.2986	100.0
28	60	13C4-PFOS	503 > 79.9	2.34e3	2.34e3	0.119	1.00	4.84	4.70	12.5	105.2986	100.0
29	61	13C6-PFDA	519.1 > 473.7	9.39e3	9.39e3	0.119	1.00	5.14	4.99	12.5	105.2986	100.0
30	62	13C7-PFUdA	570.1 > 524.8	9.93e3	9.93e3	0.119	1.00	5.46	5.32	12.5	105.2986	100.0
31	63	Total PFHxS	398.9 > 79.6	0.00e0	8.92e2	0.119		3.85		0.000		
32	64	Total PFOA	413 > 368.7	0.00e0	9.58e3	0.119		4.21		0.000		

Dataset: Z:\Projects\PFAS.PRO\Results\180221M1\180221M1-36.qld

Last Altered: Saturday, February 24, 2018 10:30:22 Pacific Standard Time

Printed: Saturday, February 24, 2018 10:34:43 Pacific Standard Time

Name: 180221M1_36, Date: 21-Feb-2018, Time: 21:48:20, ID: 1800269-03 WI-AF-FB-010718 0.11871, Description: WI-AF-FB-010718

	# Name	Trace	Area	IS Area	Wt./Vol.	RRF	Pred.RT	RT	y Axis Resp.	Conc.	%Rec
33	65 Total PFOS	499 > 79.9	0.00e0	2.29e3	0.119		4.73		0.000		
34	66 Total N-MeFOSAA	570.1 > 419	0.00e0	3.74e3	0.119		5.29		0.000		
35	67 Total N-EtFOSAA	584.2 > 419	0.00e0	3.07e3	0.119		5.45		0.000		

Dataset: Z:\Projects\PFAS.PRO\Results\180221M1\180221M1-36.qld

Last Altered: Saturday, February 24, 2018 10:30:22 Pacific Standard Time

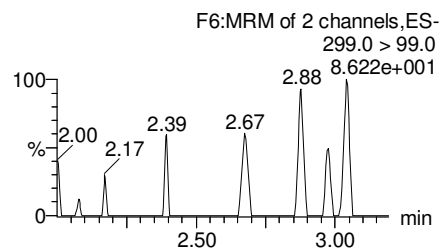
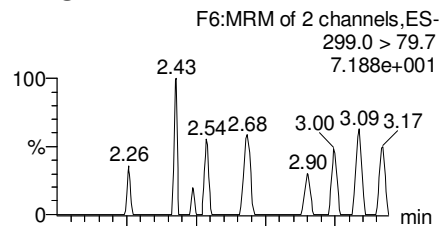
Printed: Saturday, February 24, 2018 10:34:43 Pacific Standard Time

Method: Z:\Projects\PFAS.PRO\MethDB\PFAS_FULL_80C_022118.mdb 22 Feb 2018 10:27:20

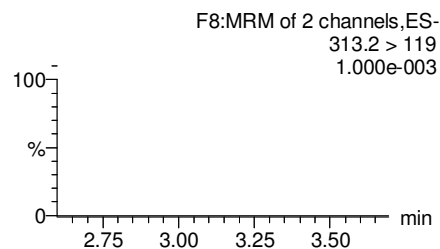
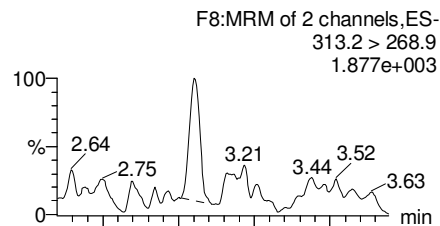
Calibration: Z:\Projects\PFAS.PRO\CurveDB\C18_VAL-PFAS_Q4_02-21-18-FULL.cdb 22 Feb 2018 11:04:24

Name: 180221M1_36, Date: 21-Feb-2018, Time: 21:48:20, ID: 1800269-03 WI-AF-FB-010718 0.11871, Description: WI-AF-FB-010718

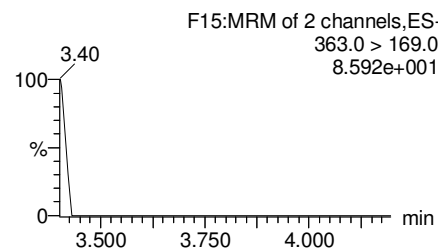
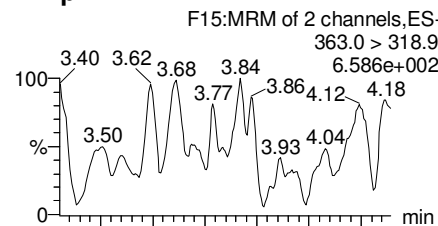
PFBS



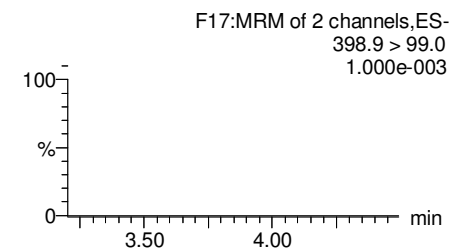
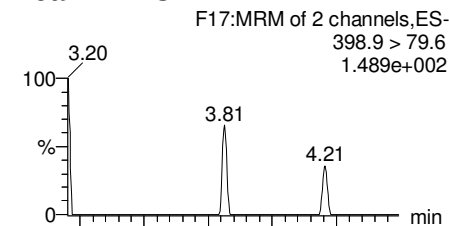
PFHxA



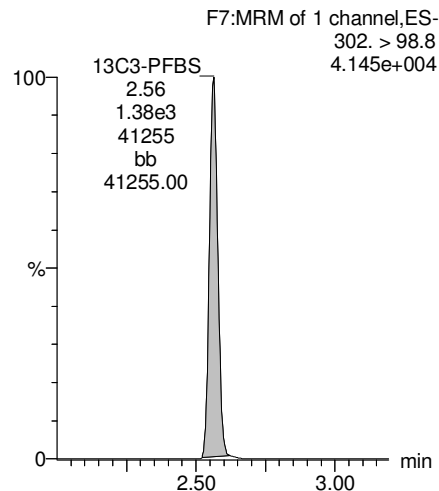
PFHpA



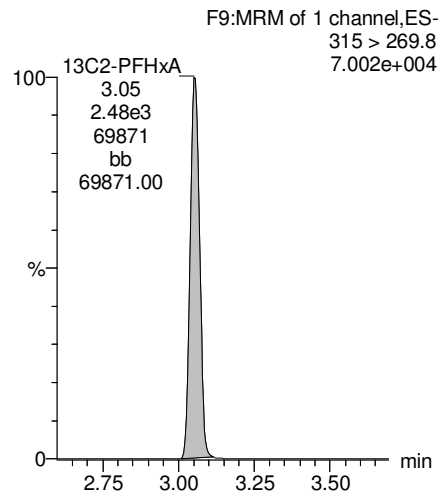
Total PFHxS



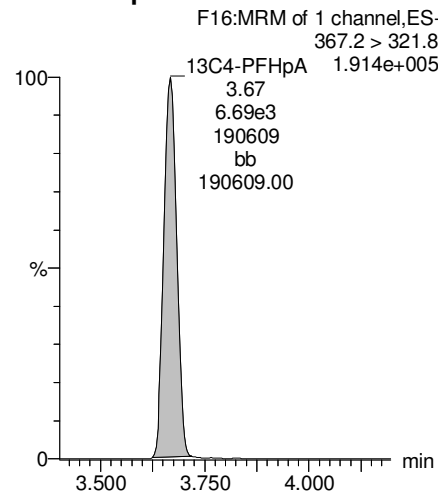
13C3-PFBS



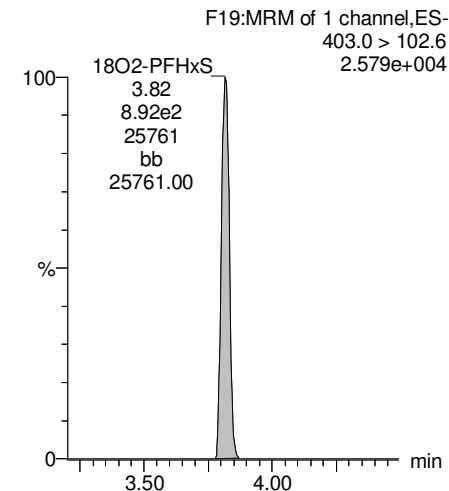
13C2-PFHxA



13C4-PFHpA



18O2-PFHxS



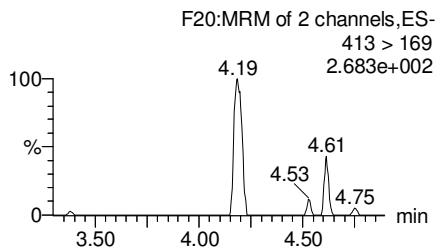
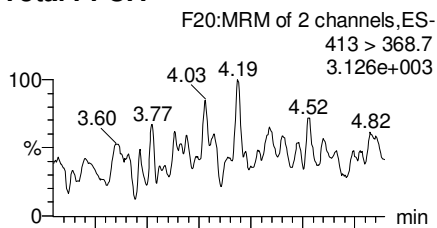
Dataset: Z:\Projects\PFAS.PRO\Results\180221M1\180221M1-36.qld

Last Altered: Saturday, February 24, 2018 10:30:22 Pacific Standard Time

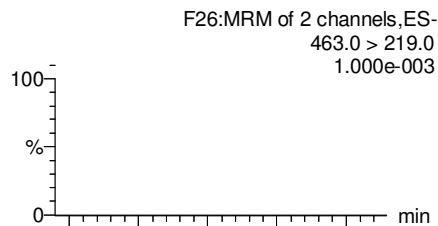
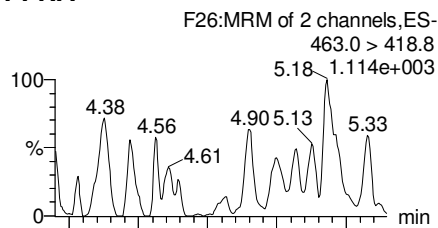
Printed: Saturday, February 24, 2018 10:34:43 Pacific Standard Time

Name: 180221M1_36, Date: 21-Feb-2018, Time: 21:48:20, ID: 1800269-03 WI-AF-FB-010718 0.11871, Description: WI-AF-FB-010718

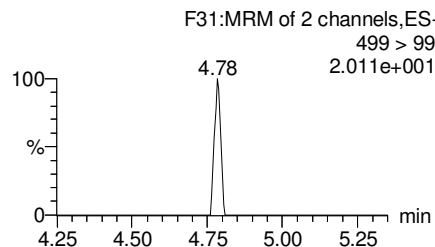
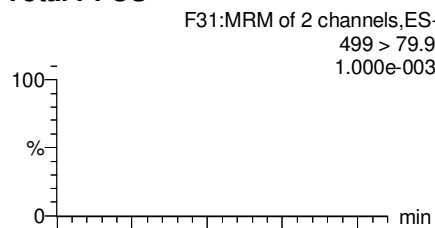
Total PFOA



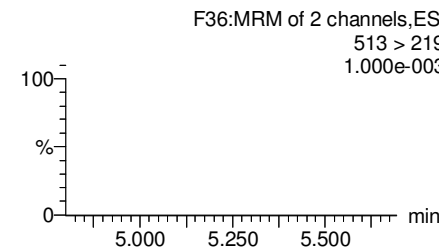
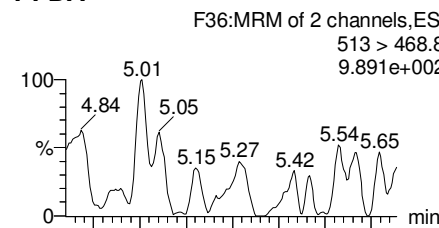
PFNA



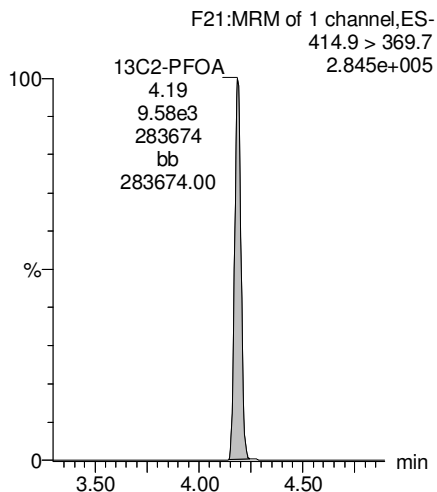
Total PFOS



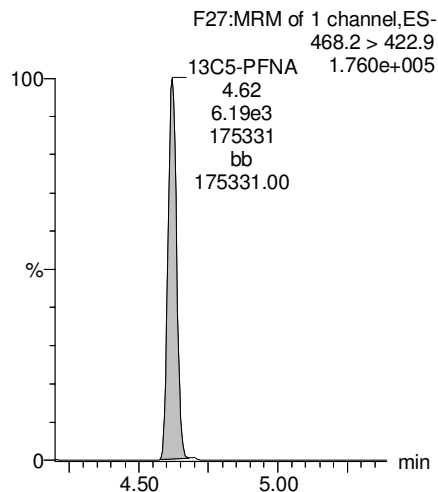
PFDA



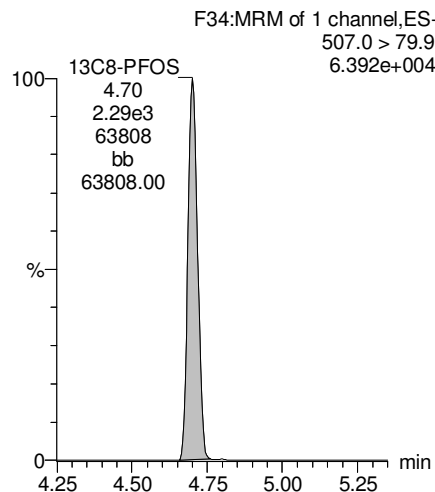
13C2-PFOA



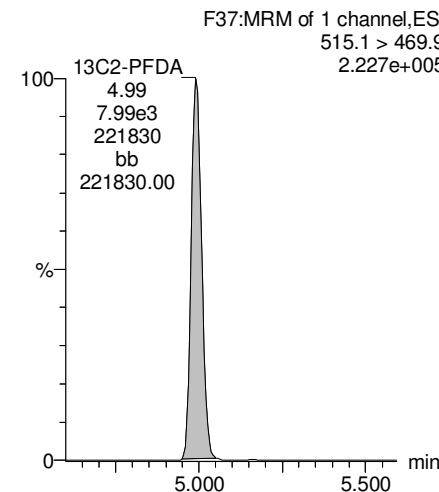
13C5-PFNA



13C8-PFOS



13C2-PFDA




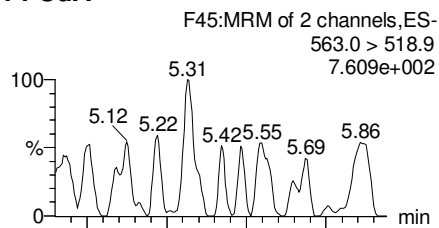
Dataset: Z:\Projects\PFAS.PRO\Results\180221M1\180221M1-36.qld

Last Altered: Saturday, February 24, 2018 10:30:22 Pacific Standard Time

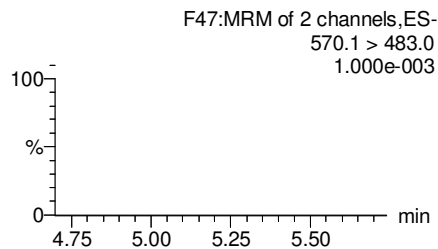
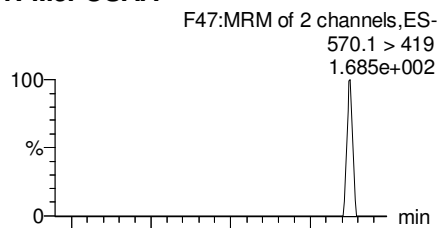
Printed: Saturday, February 24, 2018 10:34:43 Pacific Standard Time

Name: 180221M1_36, Date: 21-Feb-2018, Time: 21:48:20, ID: 1800269-03 WI-AF-FB-010718 0.11871, Description: WI-AF-FB-010718

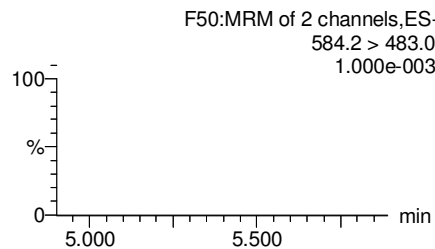
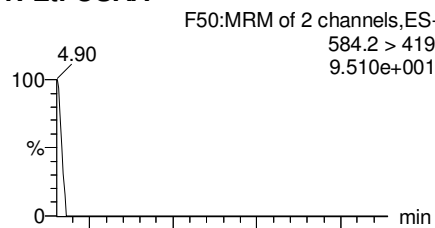
PFUdA



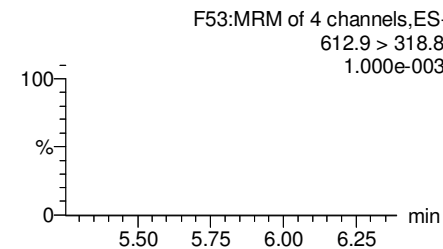
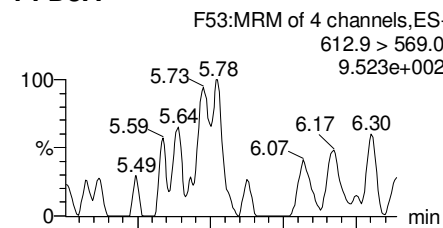
N-MeFOSAA



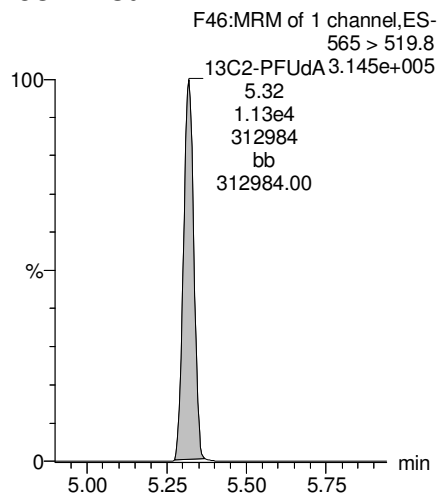
N-EtFOSAA



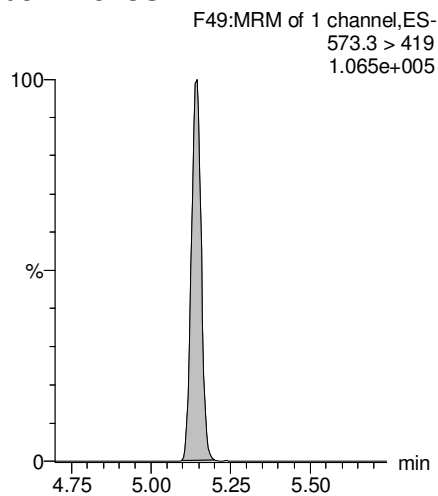
PFDaA



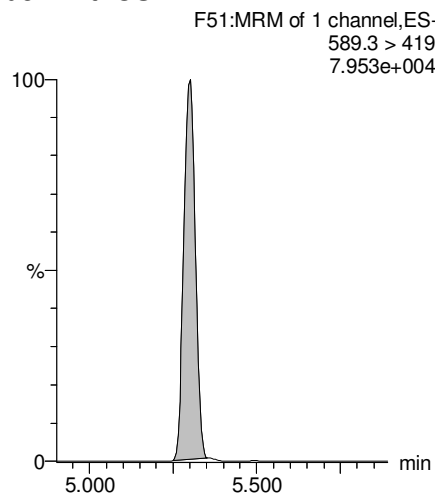
13C2-PFUdA



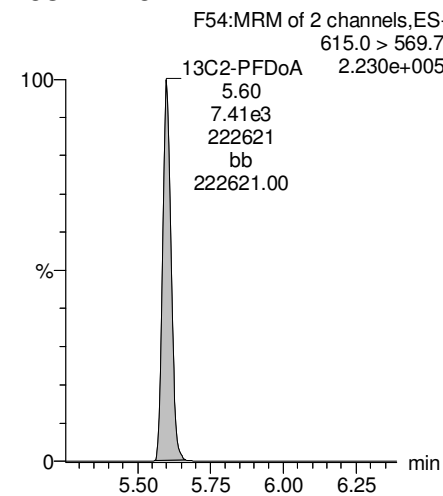
d3-N-MeFOSAA



d5-N-EtFOSAA



13C2-PFDaA



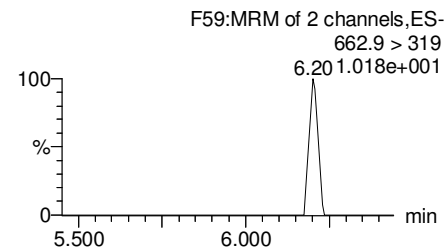
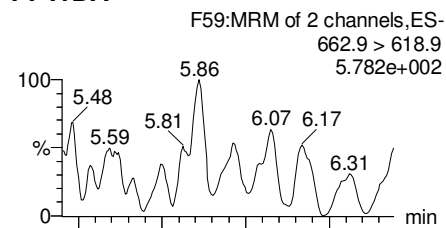
Dataset: Z:\Projects\PFAS.PRO\Results\180221M1\180221M1-36.qld

Last Altered: Saturday, February 24, 2018 10:30:22 Pacific Standard Time

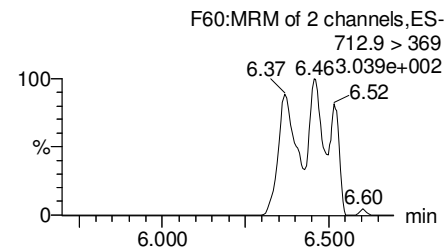
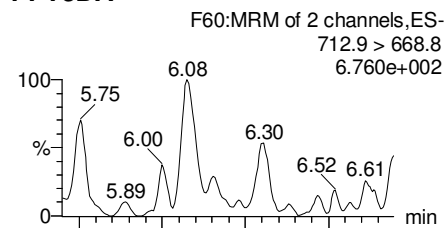
Printed: Saturday, February 24, 2018 10:34:43 Pacific Standard Time

Name: 180221M1_36, Date: 21-Feb-2018, Time: 21:48:20, ID: 1800269-03 WI-AF-FB-010718 0.11871, Description: WI-AF-FB-010718

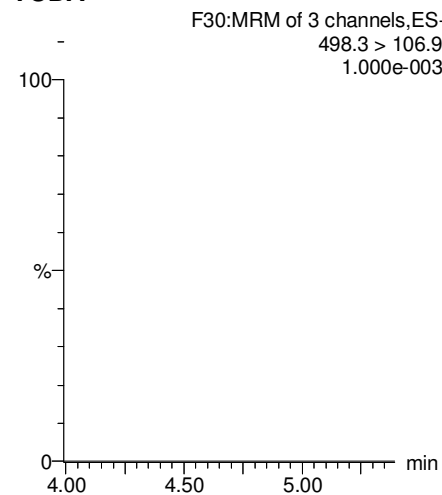
PFTrDA



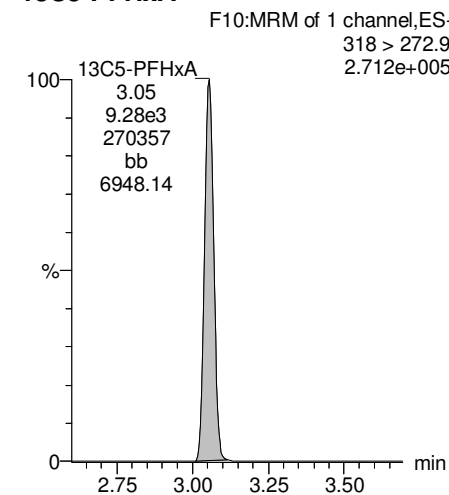
PFTeDA



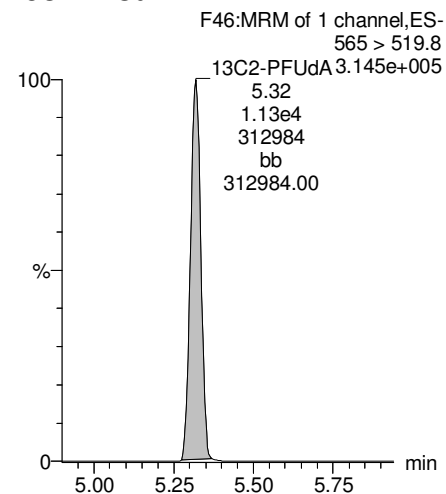
TCDA



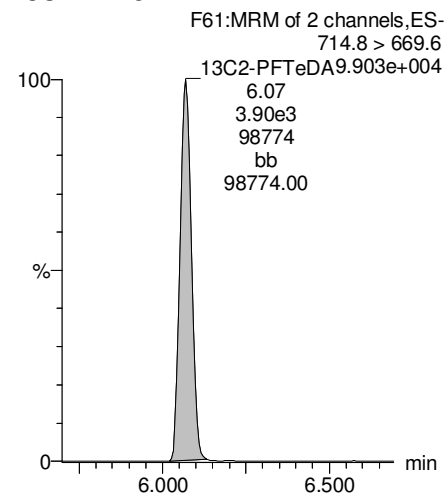
13C5-PFHxA



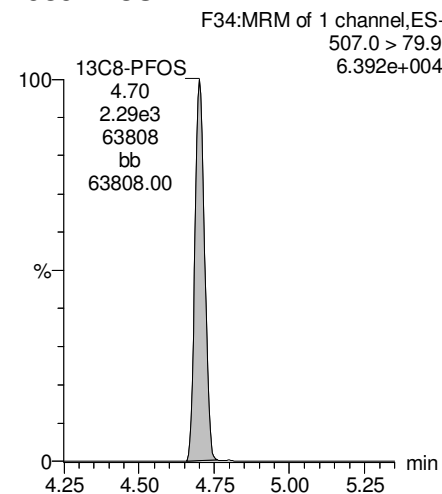
13C2-PFUDa



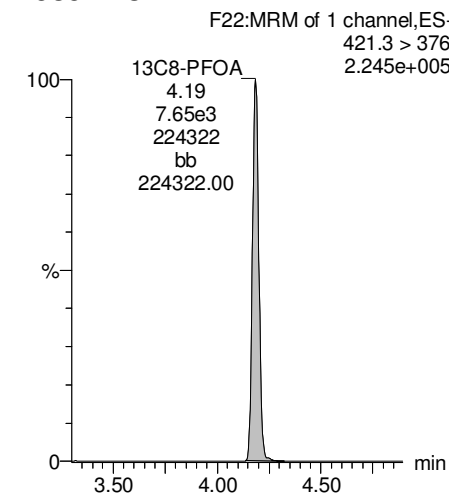
13C2-PFTeDA



13C8-PFOS



13C8-PFOA

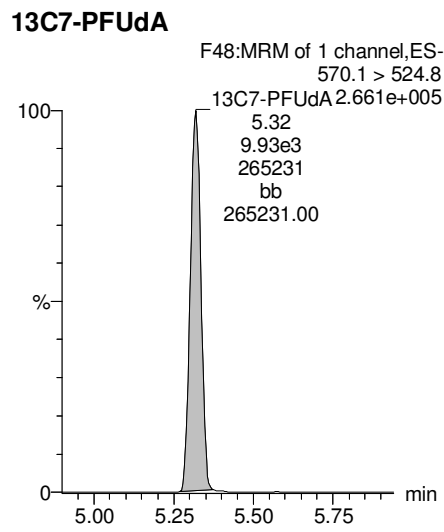
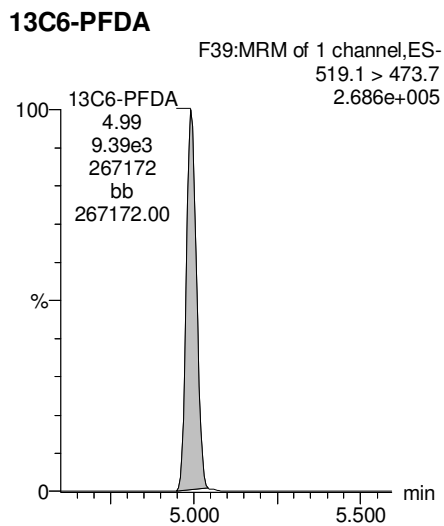
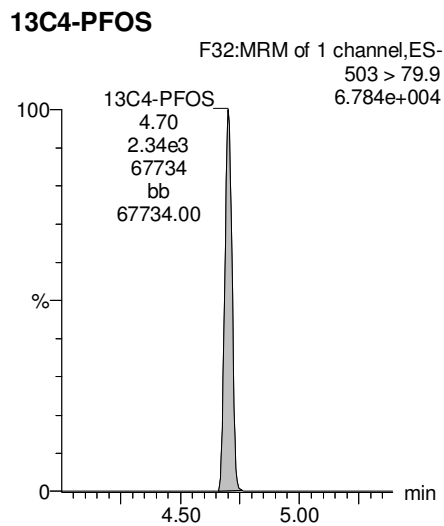
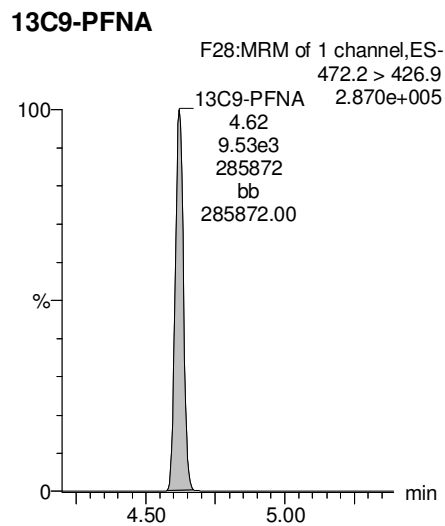
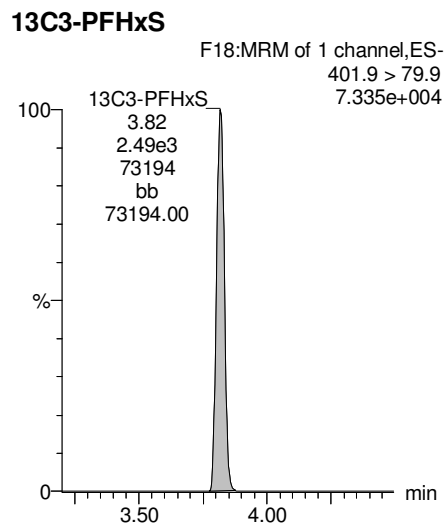


Dataset: Z:\Projects\PFAS.PRO\Results\180221M1\180221M1-36.qld

Last Altered: Saturday, February 24, 2018 10:30:22 Pacific Standard Time

Printed: Saturday, February 24, 2018 10:34:43 Pacific Standard Time

Name: 180221M1_36, Date: 21-Feb-2018, Time: 21:48:20, ID: 1800269-03 WI-AF-FB-010718 0.11871, Description: WI-AF-FB-010718



Dataset: Z:\Projects\PFAS.PRO\Results\180221M1\180221M1-37.qld

Last Altered: Saturday, February 24, 2018 10:38:36 Pacific Standard Time

Printed: Saturday, February 24, 2018 10:40:15 Pacific Standard Time

Method: Z:\Projects\PFAS.PRO\MethDB\PFAS_FULL_80C_022118.mdb 22 Feb 2018 10:27:20

Calibration: Z:\Projects\PFAS.PRO\CurveDB\C18_VAL-PFAS_Q4_02-21-18-FULL.cdb 22 Feb 2018 11:04:24

Name: 180221M1_37, Date: 21-Feb-2018, Time: 21:59:49, ID: 1800269-04 WI-AF-EB02-SO-0118 0.09189, Description: WI-AF-EB02-SO-0118

	# Name	Trace	Area	IS Area	Wt./Vol.	RRF	Pred.RT	RT	y Axis Resp.	Conc.	%Rec
1	3 PFBS	299.0 > 79.7		1.24e3	0.0919		2.60				
2	5 PFHxA	313.2 > 268.9		2.61e3	0.0919		3.19				
3	7 PFHpA	363.0 > 318.9		6.79e3	0.0919		3.81				
4	8 L-PFHxS	398.9 > 79.6	9.87e0	8.61e2	0.0919		3.85	3.84	0.143	1.4401	
5	11 L-PFOA	413 > 368.7		1.04e4	0.0919		4.22				
6	14 PFNA	463.0 > 418.8		6.62e3	0.0919		4.76				
7	16 L-PFOS	499 > 79.9		2.06e3	0.0919		4.74				
8	18 PFDA	513 > 468.8		8.18e3	0.0919		5.14				
9	21 N-MeFOSAA	570.1 > 419		2.83e3	0.0919		5.29				
10	22 N-EtFOSAA	584.2 > 419		3.70e3	0.0919		5.45				
11	23 PFUdA	563.0 > 518.9		8.05e3	0.0919		5.46				

Dataset: Z:\Projects\PFAS.PRO\Results\180221M1\180221M1-37.qld

Last Altered: Saturday, February 24, 2018 10:38:36 Pacific Standard Time

Printed: Saturday, February 24, 2018 10:40:31 Pacific Standard Time

Method: Z:\Projects\PFAS.PRO\MethDB\PFAS_FULL_80C_022118.mdb 22 Feb 2018 10:27:20

Calibration: Z:\Projects\PFAS.PRO\CurveDB\C18_VAL-PFAS_Q4_02-21-18-FULL.cdb 22 Feb 2018 11:04:24

Name: 180221M1_37, Date: 21-Feb-2018, Time: 21:59:49, ID: 1800269-04 WI-AF-EB02-SO-0118 0.09189, Description: WI-AF-EB02-SO-0118

#	Name	Trace	Area	IS Area	Wt./Vol.	RRF	Pred.RT	RT	y Axis Resp.	Conc.	%Rec	
1	25	PFDa	612.9 > 569.0	6.61e3	0.0919		5.74					
2	27	PFTDA	662.9 > 618.9	8.05e3	0.0919		5.98					
3	28	PFTeDA	712.9 > 668.8	4.59e3	0.0919		6.20					
4	36	13C3-PFBS	302. > 98.8	1.24e3	8.70e3	0.0919	0.121	2.69	2.56	1.79	160.7954	118.2
5	37	13C2-PFHxA	315 > 269.8	2.61e3	8.70e3	0.0919	0.719	3.19	3.05	3.75	56.7588	104.3
6	38	13C4-PFHpA	367.2 > 321.8	6.79e3	8.70e3	0.0919	0.722	3.81	3.67	9.76	147.0233	108.1
7	39	18O2-PFHxS	403.0 > 102.6	8.61e2	2.46e3	0.0919	0.376	3.96	3.82	4.37	126.4071	92.9
8	40	13C2-PFOA	414.9 > 369.7	1.04e4	7.70e3	0.0919	1.32	4.33	4.19	16.9	138.8942	102.1
9	41	13C5-PFNA	468.2 > 422.9	6.62e3	9.03e3	0.0919	0.928	4.76	4.62	9.17	107.4895	79.0
10	42	13C8-PFOSA	506.1 > 77.7	1.73e3	1.04e4	0.0919	0.235	4.83	4.68	2.07	95.5577	70.2
11	43	13C8-PFOS	507.0 > 79.9	2.06e3	2.03e3	0.0919	1.03	4.84	4.70	12.7	134.9002	99.2
12	44	13C2-PFDA	515.1 > 469.9	8.18e3	9.20e3	0.0919	1.02	5.14	5.00	11.1	119.0255	87.5
13	45	d3-N-MeFOSAA	573.3 > 419	2.83e3	1.04e4	0.0919	0.412	5.29	5.14	3.39	89.5753	65.8
14	46	d5-N-EtFOSAA	589.3 > 419	3.70e3	1.04e4	0.0919	0.418	5.45	5.30	4.43	115.3406	84.8
15	47	13C2-PFUdA	565 > 519.8	8.05e3	1.04e4	0.0919	1.06	5.46	5.32	9.64	99.2854	73.0
16	48	13C2-PFDoA	615.0 > 569.7	6.61e3	1.04e4	0.0919	0.949	5.74	5.60	7.91	90.6294	66.6
17	49	d3-N-MeFOSA	515.2 > 168.9		1.04e4	0.0919	0.105	5.84				
18	50	13C2-PFTeDA	714.8 > 669.6	4.59e3	1.04e4	0.0919	0.389	6.20	6.07	5.49	153.6499	113.0
19	51	d5-N-ETFOSA	531.1 > 168.9		1.04e4	0.0919	0.160	6.22				
20	52	13C2-PFHxDA	815 > 769.7	2.93e3	1.04e4	0.0919	0.833	6.51	6.41	3.50	45.7257	84.0
21	53	d7-N-MeFOSE	623.1 > 58.9		1.04e4	0.0919	0.148	6.31				
22	54	d9-N-EtFOSE	639.2 > 58.8		1.04e4	0.0919	0.131	6.45				
23	55	13C4-PFBA	217. > 171.8	8.02e3	8.02e3	0.0919	1.00	1.46	1.33	12.5	136.0322	100.0
24	56	13C5-PFHxA	318 > 272.9	8.70e3	8.70e3	0.0919	1.00	3.19	3.05	12.5	136.0322	100.0
25	57	13C3-PFHxS	401.9 > 79.9	2.46e3	2.46e3	0.0919	1.00	3.96	3.82	12.5	136.0322	100.0
26	58	13C8-PFOA	421.3 > 376	7.70e3	7.70e3	0.0919	1.00	4.33	4.19	12.5	136.0322	100.0
27	59	13C9-PFNA	472.2 > 426.9	9.03e3	9.03e3	0.0919	1.00	4.70	4.62	12.5	136.0322	100.0
28	60	13C4-PFOS	503 > 79.9	2.03e3	2.03e3	0.0919	1.00	4.84	4.70	12.5	136.0322	100.0
29	61	13C6-PFDA	519.1 > 473.7	9.20e3	9.20e3	0.0919	1.00	5.14	5.00	12.5	136.0322	100.0
30	62	13C7-PFUdA	570.1 > 524.8	1.04e4	1.04e4	0.0919	1.00	5.46	5.32	12.5	136.0322	100.0
31	63	Total PFHxS	398.9 > 79.6	9.87e0	8.61e2	0.0919		3.85		0.143	1.4401	
32	64	Total PFOA	413 > 368.7	0.00e0	1.04e4	0.0919		4.21		0.000		

Dataset: Z:\Projects\PFAS.PRO\Results\180221M1\180221M1-37.qld

Last Altered: Saturday, February 24, 2018 10:38:36 Pacific Standard Time

Printed: Saturday, February 24, 2018 10:40:31 Pacific Standard Time

Name: 180221M1_37, Date: 21-Feb-2018, Time: 21:59:49, ID: 1800269-04 WI-AF-EB02-SO-0118 0.09189, Description: WI-AF-EB02-SO-0118

	# Name	Trace	Area	IS Area	Wt./Vol.	RRF	Pred.RT	RT	y Axis Resp.	Conc.	%Rec
33	65 Total PFOS	499 > 79.9	0.00e0	2.06e3	0.0919		4.73		0.000		
34	66 Total N-MeFOSAA	570.1 > 419	0.00e0	2.83e3	0.0919		5.29		0.000		
35	67 Total N-EtFOSAA	584.2 > 419	0.00e0	3.70e3	0.0919		5.45		0.000		

Dataset: Z:\Projects\PFAS.PRO\Results\180221M1\180221M1-37.qld

Last Altered: Saturday, February 24, 2018 10:38:36 Pacific Standard Time

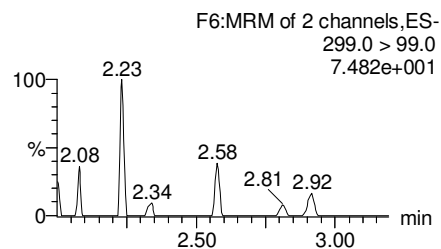
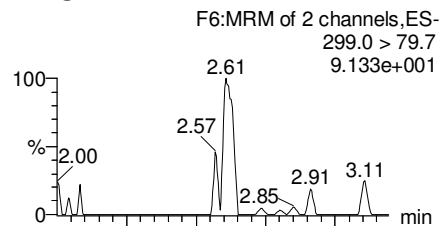
Printed: Saturday, February 24, 2018 10:40:31 Pacific Standard Time

Method: Z:\Projects\PFAS.PRO\MethDB\PFAS_FULL_80C_022118.mdb 22 Feb 2018 10:27:20

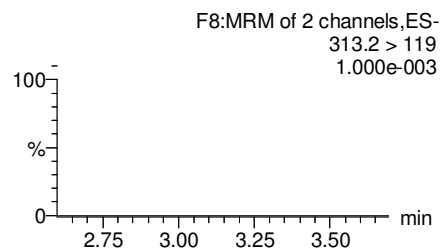
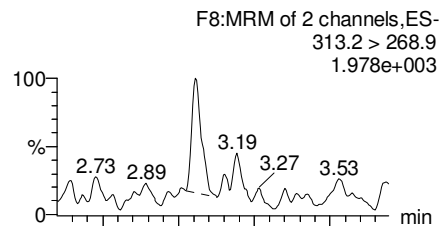
Calibration: Z:\Projects\PFAS.PRO\CurveDB\C18_VAL-PFAS_Q4_02-21-18-FULL.cdb 22 Feb 2018 11:04:24

Name: 180221M1_37, Date: 21-Feb-2018, Time: 21:59:49, ID: 1800269-04 WI-AF-EB02-SO-0118 0.09189, Description: WI-AF-EB02-SO-0118

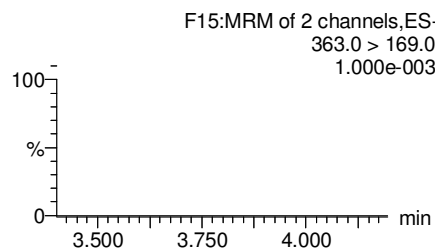
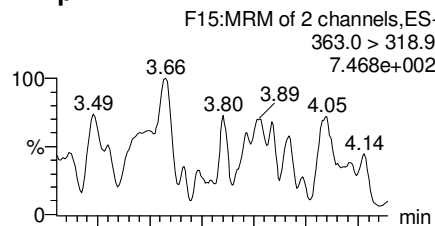
PFBS



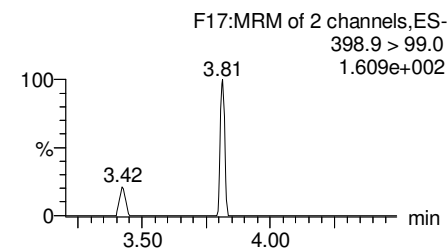
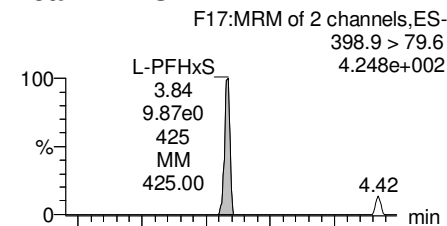
PFHxA



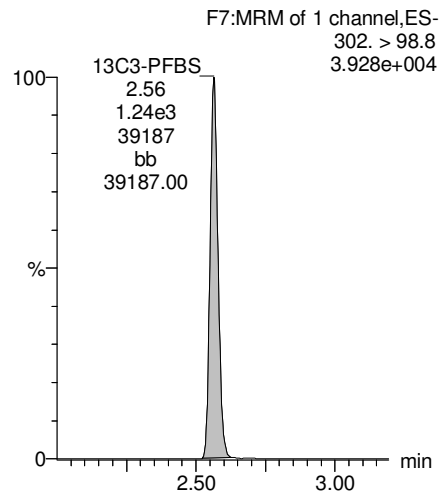
PFHpA



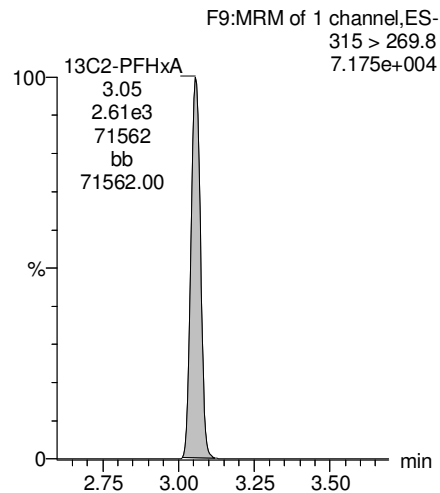
Total PFHxS



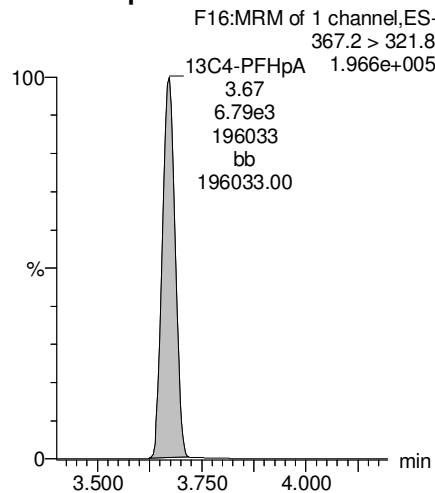
13C3-PFBS



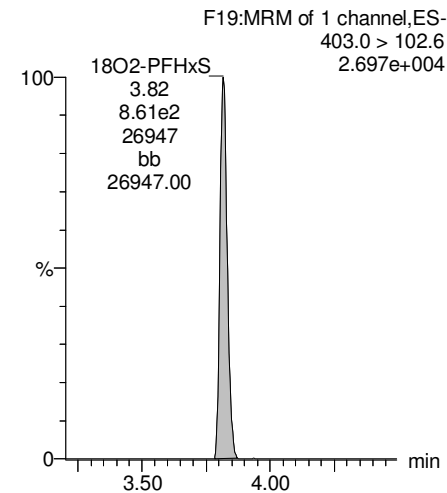
13C2-PFHxA



13C4-PFHpA



18O2-PFHxS



Dataset: Z:\Projects\PFAS.PRO\Results\180221M1\180221M1-37.qld

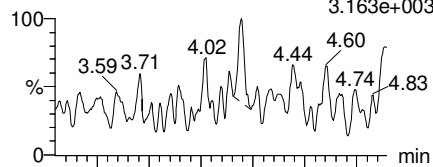
Last Altered: Saturday, February 24, 2018 10:38:36 Pacific Standard Time

Printed: Saturday, February 24, 2018 10:40:31 Pacific Standard Time

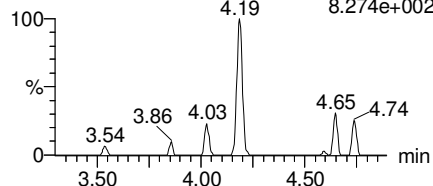
Name: 180221M1_37, Date: 21-Feb-2018, Time: 21:59:49, ID: 1800269-04 WI-AF-EB02-SO-0118 0.09189, Description: WI-AF-EB02-SO-0118

Total PFOA

F20:MRM of 2 channels,ES-
413 > 368.7
3.163e+003

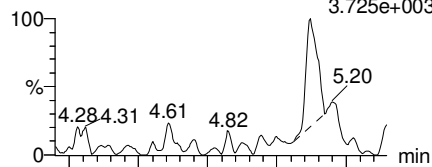


F20:MRM of 2 channels,ES-
413 > 169
8.274e+002

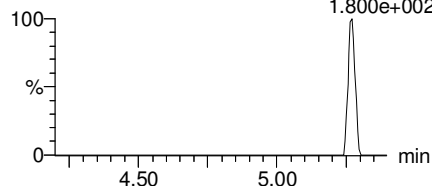


PFNA

F26:MRM of 2 channels,ES-
463.0 > 418.8
3.725e+003

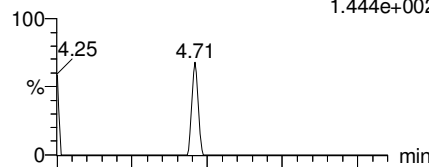


F26:MRM of 2 channels,ES-
463.0 > 219.0
1.800e+002

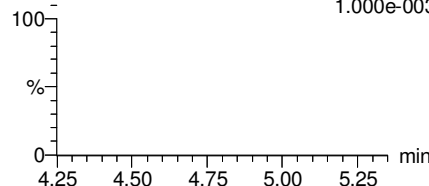


Total PFOS

F31:MRM of 2 channels,ES-
499 > 79.9
1.444e+002

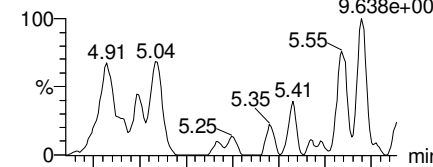


F31:MRM of 2 channels,ES-
499 > 99
1.000e-003

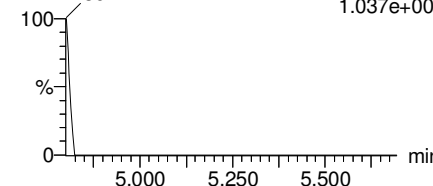


PFDA

F36:MRM of 2 channels,ES-
513 > 468.8
9.638e+002

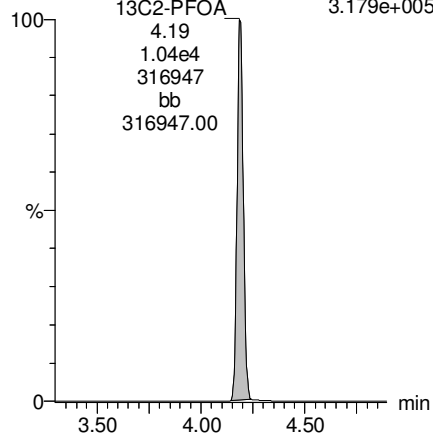


F36:MRM of 2 channels,ES-
513 > 219
1.037e+002



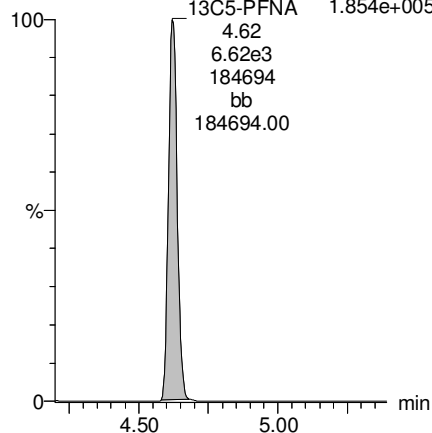
13C2-PFOA

F21:MRM of 1 channel,ES-
414.9 > 369.7
3.179e+005



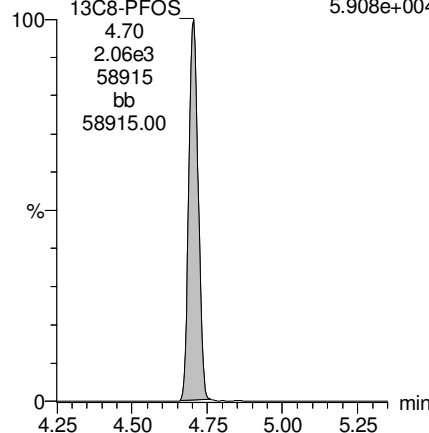
13C5-PFNA

F27:MRM of 1 channel,ES-
468.2 > 422.9
1.854e+005



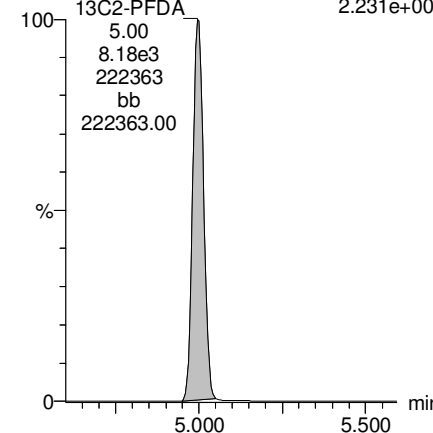
13C8-PFOS

F34:MRM of 1 channel,ES-
507.0 > 79.9
5.908e+004



13C2-PFDA

F37:MRM of 1 channel,ES-
515.1 > 469.9
2.231e+005



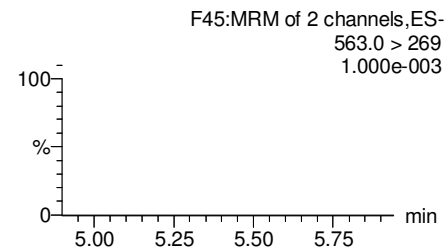
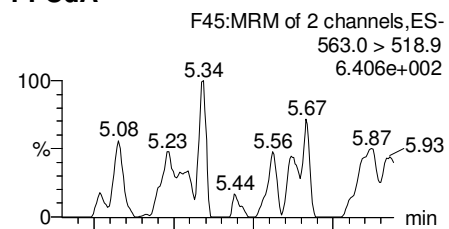
Dataset: Z:\Projects\PFAS.PRO\Results\180221M1\180221M1-37.qld

Last Altered: Saturday, February 24, 2018 10:38:36 Pacific Standard Time

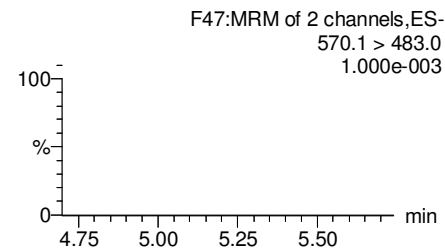
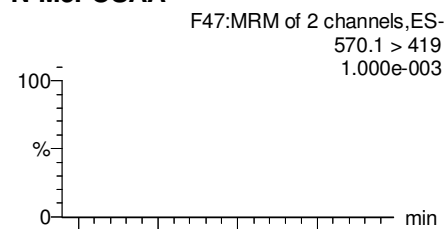
Printed: Saturday, February 24, 2018 10:40:31 Pacific Standard Time

Name: 180221M1_37, Date: 21-Feb-2018, Time: 21:59:49, ID: 1800269-04 WI-AF-EB02-SO-0118 0.09189, Description: WI-AF-EB02-SO-0118

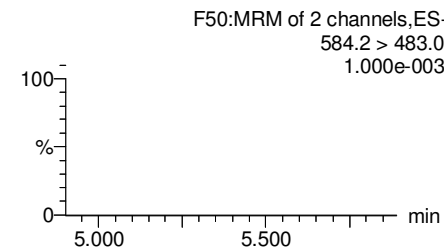
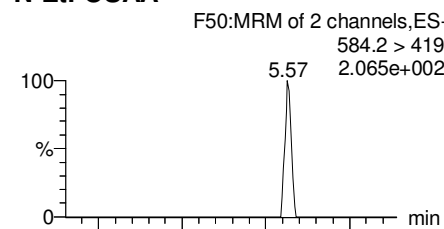
PFUdA



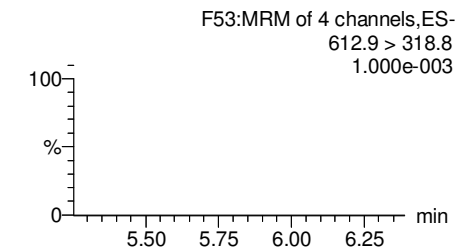
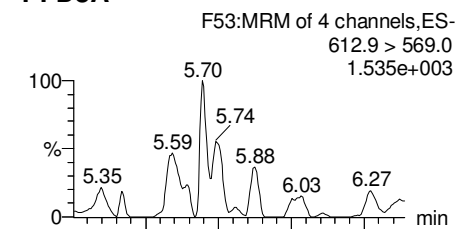
N-MeFOSAA



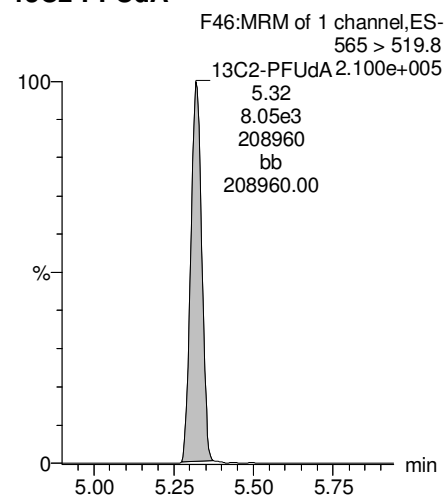
N-EtFOSAA



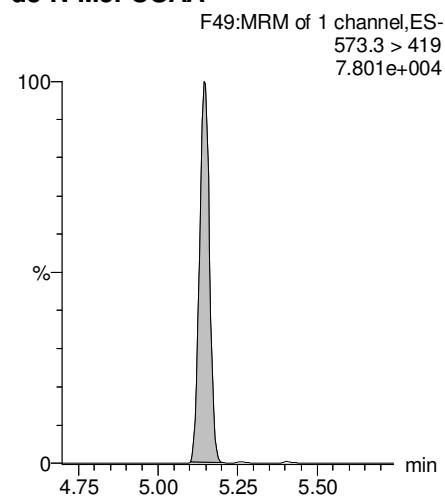
PFDaA



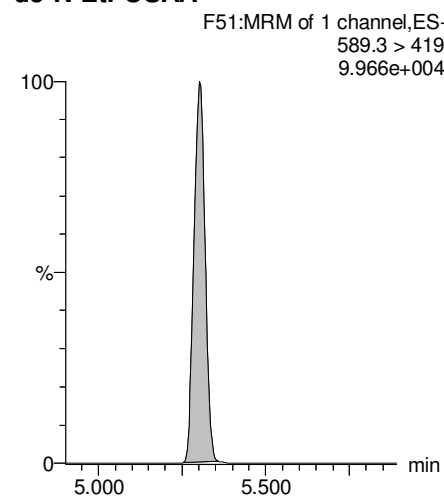
13C2-PFUdA



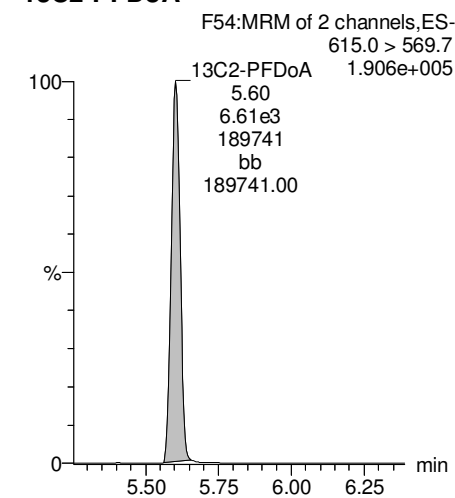
d3-N-MeFOSAA



d5-N-EtFOSAA



13C2-PFDaA



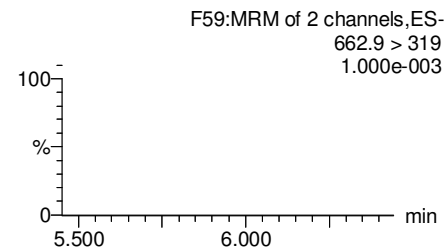
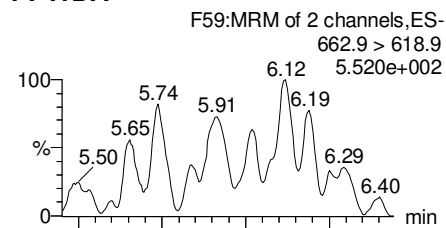
Dataset: Z:\Projects\PFAS.PRO\Results\180221M1\180221M1-37.qld

Last Altered: Saturday, February 24, 2018 10:38:36 Pacific Standard Time

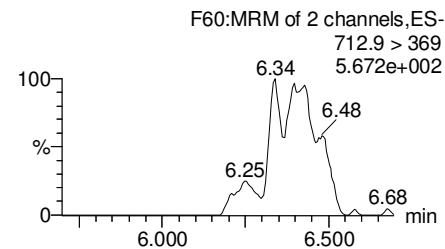
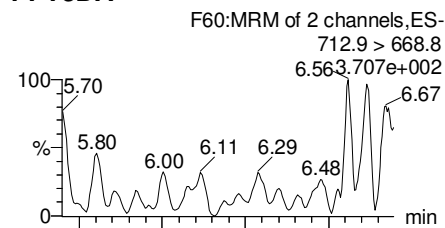
Printed: Saturday, February 24, 2018 10:40:31 Pacific Standard Time

Name: 180221M1_37, Date: 21-Feb-2018, Time: 21:59:49, ID: 1800269-04 WI-AF-EB02-SO-0118 0.09189, Description: WI-AF-EB02-SO-0118

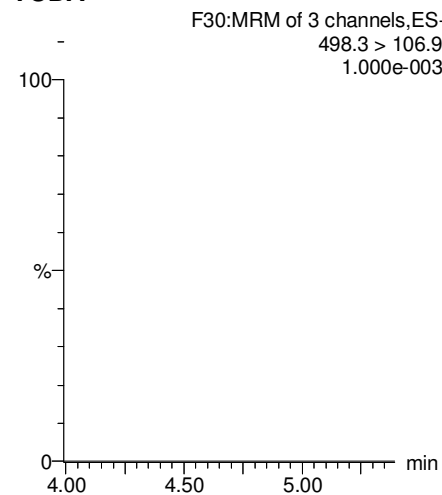
PFTrDA



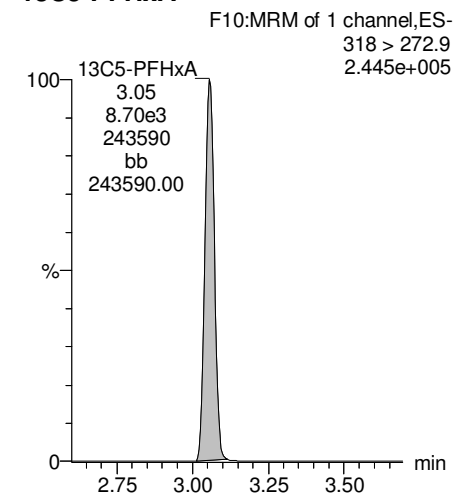
PFTeDA



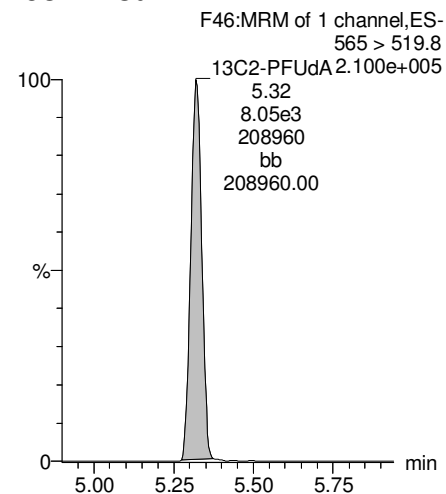
TCDA



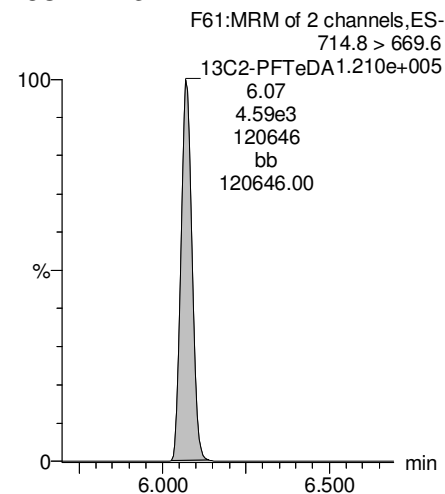
13C5-PFHxA



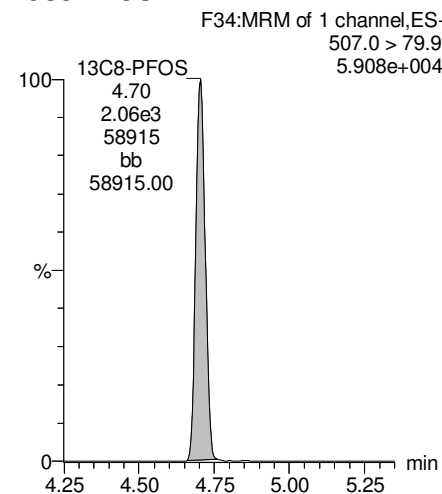
13C2-PFUDa



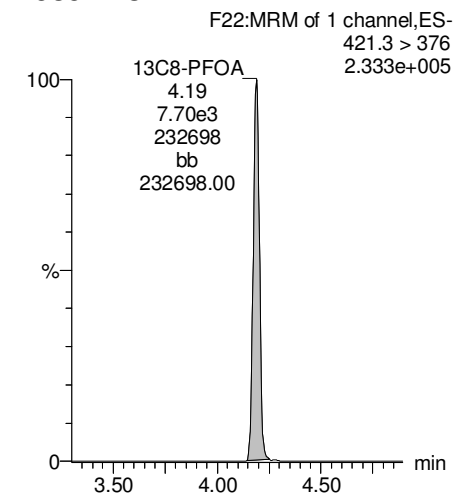
13C2-PFTeDA



13C8-PFOS



13C8-PFOA

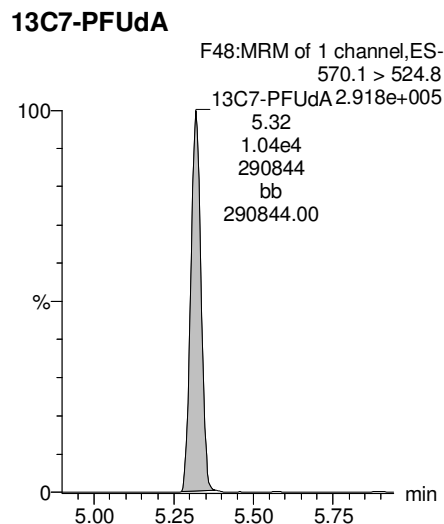
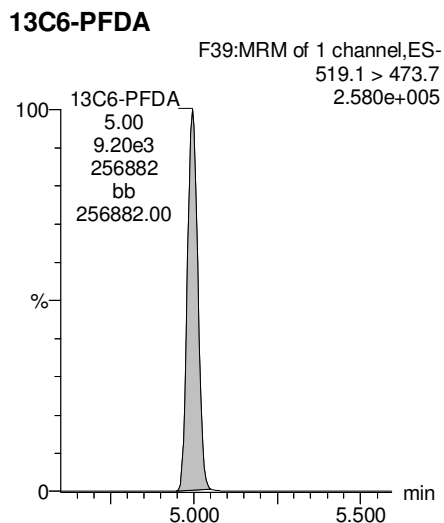
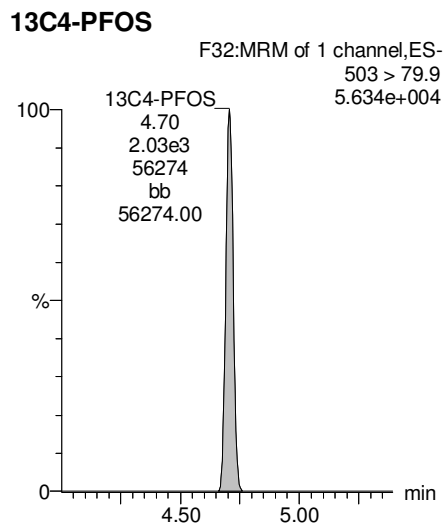
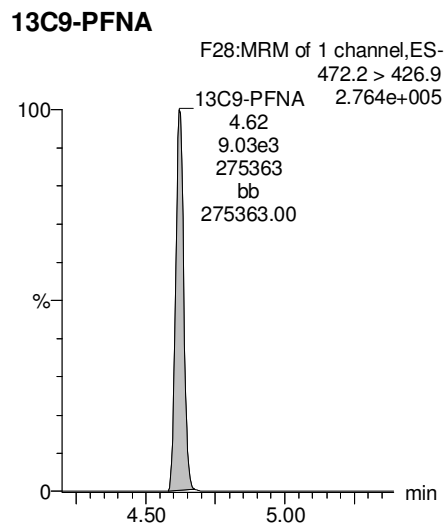
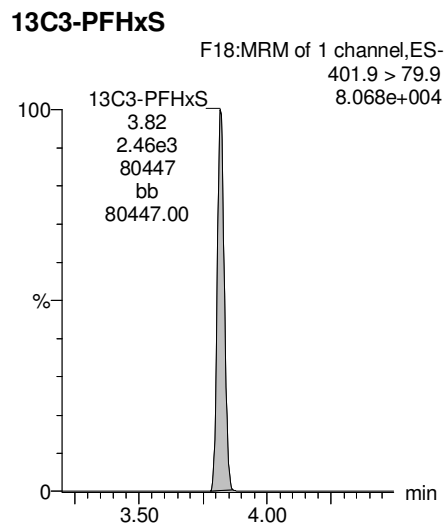


Dataset: Z:\Projects\PFAS.PRO\Results\180221M1\180221M1-37.qld

Last Altered: Saturday, February 24, 2018 10:38:36 Pacific Standard Time

Printed: Saturday, February 24, 2018 10:40:31 Pacific Standard Time

Name: 180221M1_37, Date: 21-Feb-2018, Time: 21:59:49, ID: 1800269-04 WI-AF-EB02-SO-0118 0.09189, Description: WI-AF-EB02-SO-0118



Dataset: Z:\Projects\PFAS.PRO\Results\180221M1\180221M1-38.qld

Last Altered: Saturday, February 24, 2018 10:53:35 Pacific Standard Time

Printed: Saturday, February 24, 2018 10:55:24 Pacific Standard Time

Method: Z:\Projects\PFAS.PRO\MethDB\PFAS_FULL_80C_022118.mdb 22 Feb 2018 10:27:20

Calibration: Z:\Projects\PFAS.PRO\CurveDB\C18_VAL-PFAS_Q4_02-21-18-FULL.cdb 22 Feb 2018 11:04:24

Name: 180221M1_38, Date: 21-Feb-2018, Time: 22:11:16, ID: 1800269-05 WI-AF-FB-011018 0.11822, Description: WI-AF-FB-011018

	# Name	Trace	Area	IS Area	Wt./Vol.	RRF	Pred.RT	RT	y Axis Resp.	Conc.	%Rec
1	3 PFBS	299.0 > 79.7		1.32e3	0.118		2.60				
2	5 PFHxA	313.2 > 268.9		2.55e3	0.118		3.19				
3	7 PFHpA	363.0 > 318.9		6.81e3	0.118		3.81				
4	8 L-PFHxS	398.9 > 79.6	1.81e0	9.05e2	0.118		3.85	3.83	0.0250	0.5967	
5	11 L-PFOA	413 > 368.7		1.04e4	0.118		4.22				
6	14 PFNA	463.0 > 418.8		8.38e3	0.118		4.76				
7	16 L-PFOS	499 > 79.9		2.53e3	0.118		4.74				
8	18 PFDA	513 > 468.8		7.87e3	0.118		5.14				
9	21 N-MeFOSAA	570.1 > 419		3.26e3	0.118		5.29				
10	22 N-EtFOSAA	584.2 > 419		3.18e3	0.118		5.45				
11	23 PFUdA	563.0 > 518.9		1.01e4	0.118		5.46				

Dataset: Z:\Projects\PFAS.PRO\Results\180221M1\180221M1-38.qld

Last Altered: Saturday, February 24, 2018 10:53:35 Pacific Standard Time

Printed: Saturday, February 24, 2018 10:56:21 Pacific Standard Time

Method: Z:\Projects\PFAS.PRO\MethDB\PFAS_FULL_80C_022118.mdb 22 Feb 2018 10:27:20

Calibration: Z:\Projects\PFAS.PRO\CurveDB\C18_VAL-PFAS_Q4_02-21-18-FULL.cdb 22 Feb 2018 11:04:24

Name: 180221M1_38, Date: 21-Feb-2018, Time: 22:11:16, ID: 1800269-05 WI-AF-FB-011018 0.11822, Description: WI-AF-FB-011018

#	Name	Trace	Area	IS Area	Wt./Vol.	RRF	Pred.RT	RT	y Axis Resp.	Conc.	%Rec	
1	25	PFDa	612.9 > 569.0	8.18e3	0.118		5.74					
2	27	PFTDA	662.9 > 618.9	1.01e4	0.118		5.98					
3	28	PFTeDA	712.9 > 668.8	5.49e3	0.118		6.20					
4	36	13C3-PFBS	302. > 98.8	1.32e3	9.32e3	0.118	0.121	2.69	2.57	1.77	123.8776	117.2
5	37	13C2-PFHxA	315 > 269.8	2.55e3	9.32e3	0.118	0.719	3.19	3.06	3.42	40.2748	95.2
6	38	13C4-PFHpA	367.2 > 321.8	6.81e3	9.32e3	0.118	0.722	3.81	3.67	9.13	106.9694	101.2
7	39	18O2-PFHxS	403.0 > 102.6	9.05e2	2.35e3	0.118	0.376	3.96	3.82	4.81	108.0475	102.2
8	40	13C2-PFOA	414.9 > 369.7	1.04e4	7.64e3	0.118	1.32	4.33	4.19	16.9	108.2149	102.3
9	41	13C5-PFNA	468.2 > 422.9	8.38e3	1.02e4	0.118	0.928	4.76	4.62	10.3	93.9831	88.9
10	42	13C8-PFOSA	506.1 > 77.7	1.05e3	1.01e4	0.118	0.235	4.83	4.69	1.30	46.8099	44.3
11	43	13C8-PFOS	507.0 > 79.9	2.53e3	2.98e3	0.118	1.03	4.84	4.71	10.6	87.5364	82.8
12	44	13C2-PFDA	515.1 > 469.9	7.87e3	1.06e4	0.118	1.02	5.14	5.00	9.30	77.3626	73.2
13	45	d3-N-MeFOSAA	573.3 > 419	3.26e3	1.01e4	0.118	0.412	5.29	5.15	4.04	82.9509	78.5
14	46	d5-N-EtFOSAA	589.3 > 419	3.18e3	1.01e4	0.118	0.418	5.45	5.31	3.94	79.7613	75.4
15	47	13C2-PFUdA	565 > 519.8	1.01e4	1.01e4	0.118	1.06	5.46	5.32	12.5	100.3328	94.9
16	48	13C2-PFDoA	615.0 > 569.7	8.18e3	1.01e4	0.118	0.949	5.74	5.61	10.1	90.4217	85.5
17	49	d3-N-MeFOSA	515.2 > 168.9		1.01e4	0.118	0.105	5.84				
18	50	13C2-PFTeDA	714.8 > 669.6	5.49e3	1.01e4	0.118	0.389	6.20	6.08	6.80	147.8602	139.8
19	51	d5-N-ETFOSA	531.1 > 168.9		1.01e4	0.118	0.160	6.22				
20	52	13C2-PFHxDA	815 > 769.7	3.53e3	1.01e4	0.118	0.833	6.51	6.41	4.37	44.4082	105.0
21	53	d7-N-MeFOSE	623.1 > 58.9		1.01e4	0.118	0.148	6.31				
22	54	d9-N-EtFOSE	639.2 > 58.8		1.01e4	0.118	0.131	6.45				
23	55	13C4-PFBA	217. > 171.8	7.57e3	7.57e3	0.118	1.00	1.46	1.33	12.5	105.7351	100.0
24	56	13C5-PFHxA	318 > 272.9	9.32e3	9.32e3	0.118	1.00	3.19	3.06	12.5	105.7351	100.0
25	57	13C3-PFHxS	401.9 > 79.9	2.35e3	2.35e3	0.118	1.00	3.96	3.82	12.5	105.7351	100.0
26	58	13C8-PFOA	421.3 > 376	7.64e3	7.64e3	0.118	1.00	4.33	4.19	12.5	105.7351	100.0
27	59	13C9-PFNA	472.2 > 426.9	1.02e4	1.02e4	0.118	1.00	4.70	4.62	12.5	105.7351	100.0
28	60	13C4-PFOS	503 > 79.9	2.98e3	2.98e3	0.118	1.00	4.84	4.71	12.5	105.7351	100.0
29	61	13C6-PFDA	519.1 > 473.7	1.06e4	1.06e4	0.118	1.00	5.14	5.00	12.5	105.7351	100.0
30	62	13C7-PFUdA	570.1 > 524.8	1.01e4	1.01e4	0.118	1.00	5.46	5.32	12.5	105.7351	100.0
31	63	Total PFHxS	398.9 > 79.6	1.81e0	9.05e2	0.118		3.85		0.0250	0.5967	
32	64	Total PFOA	413 > 368.7	0.00e0	1.04e4	0.118		4.21		0.000		

Dataset: Z:\Projects\PFAS.PRO\Results\180221M1\180221M1-38.qld

Last Altered: Saturday, February 24, 2018 10:53:35 Pacific Standard Time

Printed: Saturday, February 24, 2018 10:56:21 Pacific Standard Time

Name: 180221M1_38, Date: 21-Feb-2018, Time: 22:11:16, ID: 1800269-05 WI-AF-FB-011018 0.11822, Description: WI-AF-FB-011018

	# Name	Trace	Area	IS Area	Wt./Vol.	RRF	Pred.RT	RT	y Axis Resp.	Conc.	%Rec
33	65 Total PFOS	499 > 79.9	0.00e0	2.53e3	0.118		4.73		0.000		
34	66 Total N-MeFOSAA	570.1 > 419	0.00e0	3.26e3	0.118		5.29		0.000		
35	67 Total N-EtFOSAA	584.2 > 419	0.00e0	3.18e3	0.118		5.45		0.000		

Dataset: Z:\Projects\PFAS.PRO\Results\180221M1\180221M1-38.qld

Last Altered: Saturday, February 24, 2018 10:53:35 Pacific Standard Time

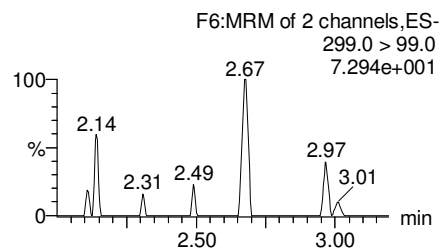
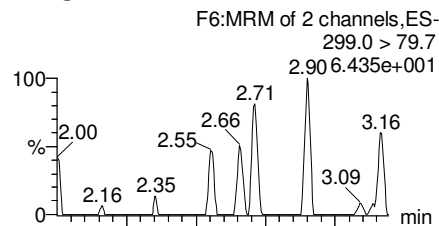
Printed: Saturday, February 24, 2018 10:56:21 Pacific Standard Time

Method: Z:\Projects\PFAS.PRO\MethDB\PFAS_FULL_80C_022118.mdb 22 Feb 2018 10:27:20

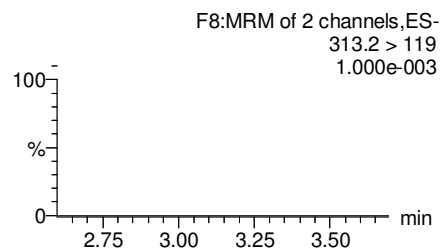
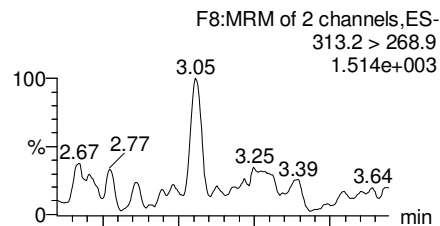
Calibration: Z:\Projects\PFAS.PRO\CurveDB\C18_VAL-PFAS_Q4_02-21-18-FULL.cdb 22 Feb 2018 11:04:24

Name: 180221M1_38, Date: 21-Feb-2018, Time: 22:11:16, ID: 1800269-05 WI-AF-FB-011018 0.11822, Description: WI-AF-FB-011018

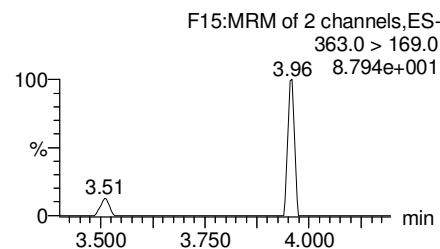
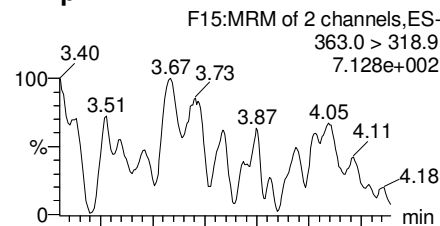
PFBS



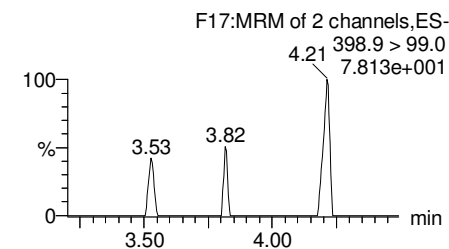
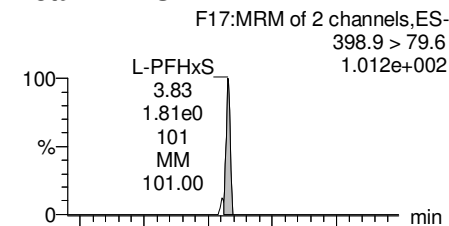
PFHxA



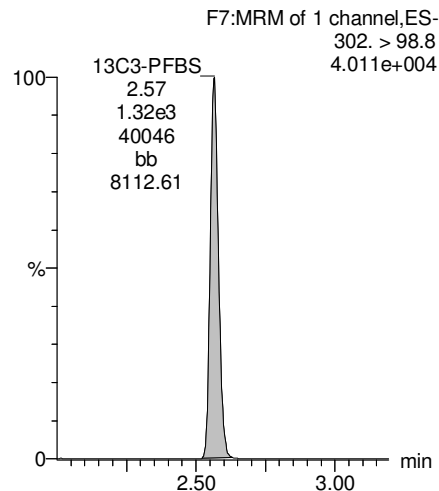
PFHpA



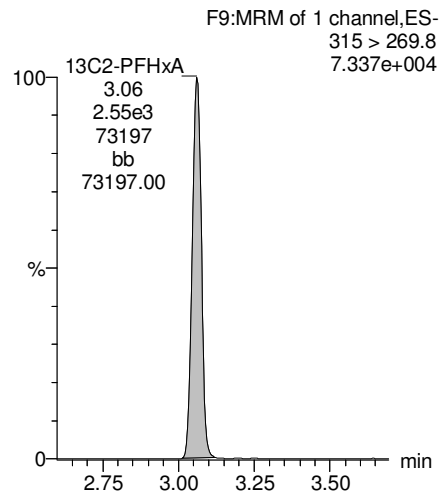
Total PFHxS



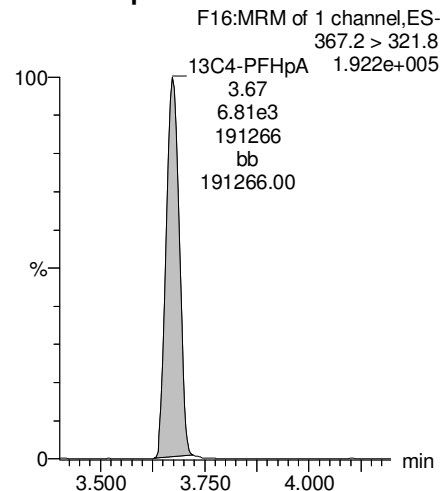
13C3-PFBS



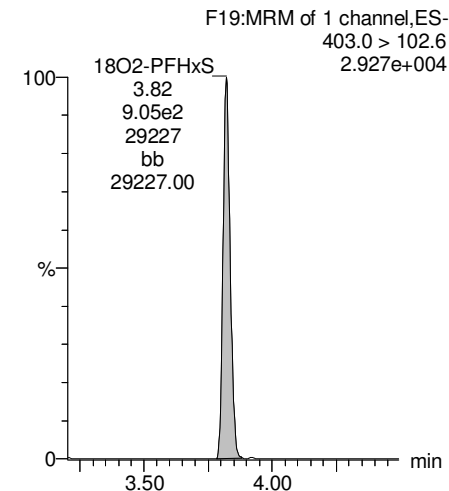
13C2-PFHxA



13C4-PFHpA



18O2-PFHxS



Dataset: Z:\Projects\PFAS.PRO\Results\180221M1\180221M1-38.qld

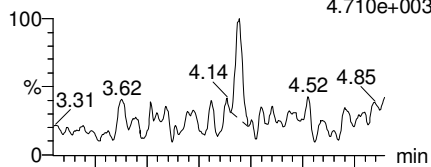
Last Altered: Saturday, February 24, 2018 10:53:35 Pacific Standard Time

Printed: Saturday, February 24, 2018 10:56:21 Pacific Standard Time

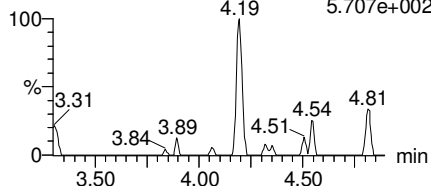
Name: 180221M1_38, Date: 21-Feb-2018, Time: 22:11:16, ID: 1800269-05 WI-AF-FB-011018 0.11822, Description: WI-AF-FB-011018

Total PFOA

F20:MRM of 2 channels,ES-
413 > 368.7
4.710e+003

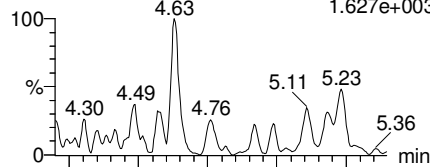


F20:MRM of 2 channels,ES-
413 > 169
5.707e+002

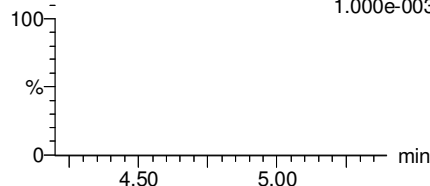


PFNA

F26:MRM of 2 channels,ES-
463.0 > 418.8
1.627e+003




F26:MRM of 2 channels,ES-
463.0 > 219.0
1.000e-003

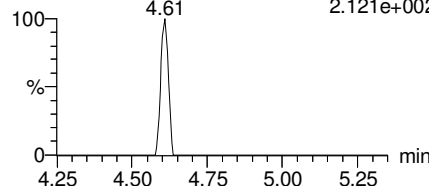


Total PFOS

F31:MRM of 2 channels,ES-
499 > 79.9
1.000e-003

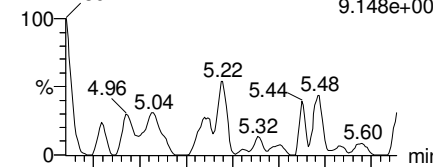


F31:MRM of 2 channels,ES-
499 > 99
2.121e+002

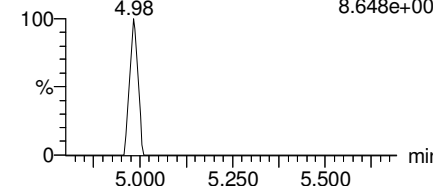


PFDA

F36:MRM of 2 channels,ES-
513 > 468.8
9.148e+002

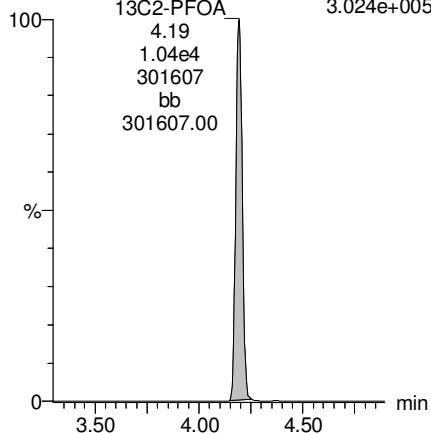


F36:MRM of 2 channels,ES-
513 > 219
8.648e+001



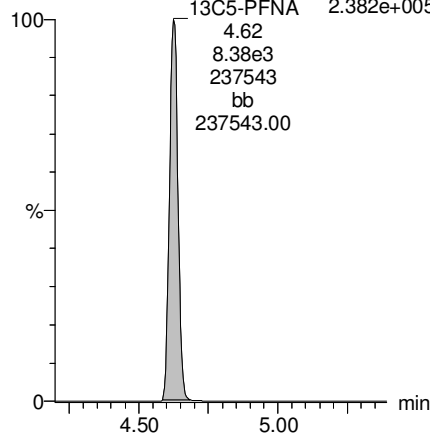
13C2-PFOA

F21:MRM of 1 channel,ES-
414.9 > 369.7
3.024e+005



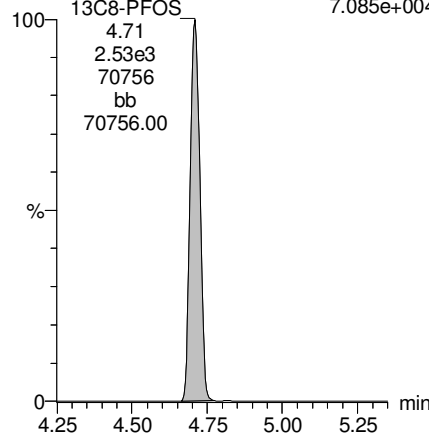
13C5-PFNA

F27:MRM of 1 channel,ES-
468.2 > 422.9
2.382e+005



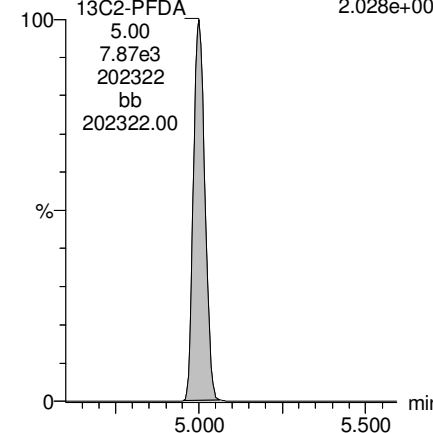
13C8-PFOS

F34:MRM of 1 channel,ES-
507.0 > 79.9
7.085e+004



13C2-PFDA

F37:MRM of 1 channel,ES-
515.1 > 469.9
2.028e+005



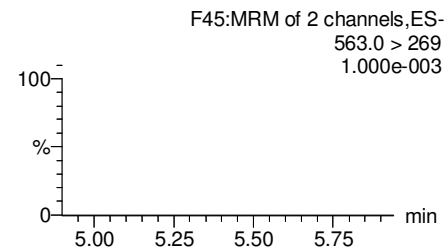
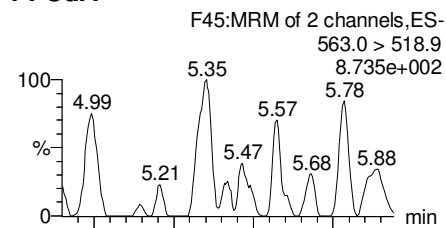
Dataset: Z:\Projects\PFAS.PRO\Results\180221M1\180221M1-38.qld

Last Altered: Saturday, February 24, 2018 10:53:35 Pacific Standard Time

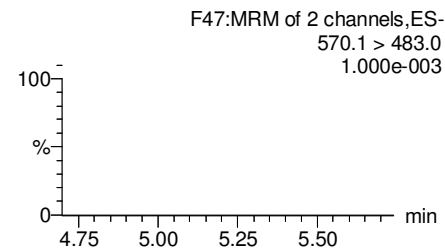
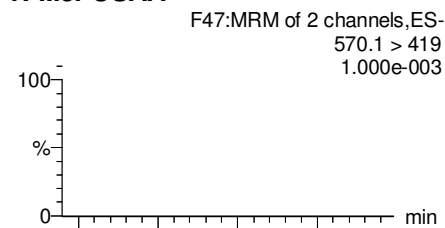
Printed: Saturday, February 24, 2018 10:56:21 Pacific Standard Time

Name: 180221M1_38, Date: 21-Feb-2018, Time: 22:11:16, ID: 1800269-05 WI-AF-FB-011018 0.11822, Description: WI-AF-FB-011018

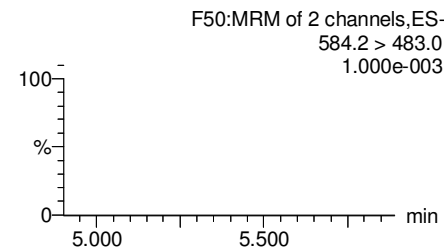
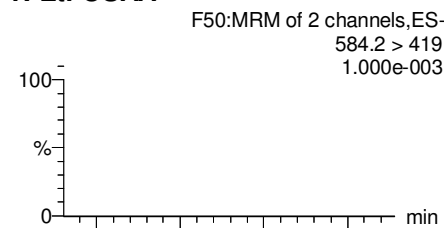
PFUdA



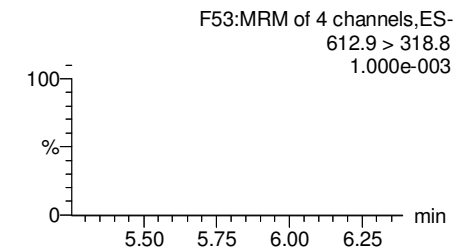
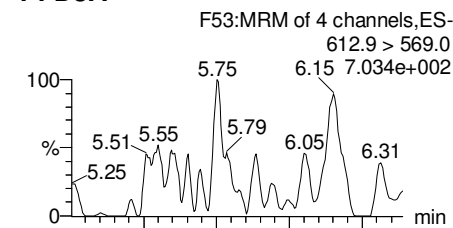
N-MeFOSAA



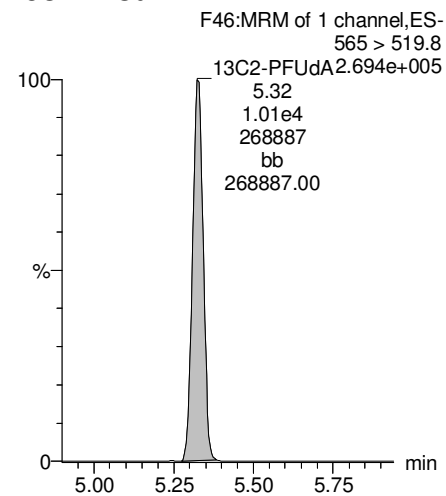
N-EtFOSAA



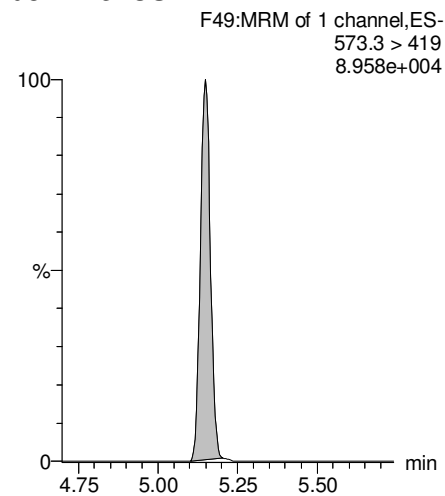
PFDaA



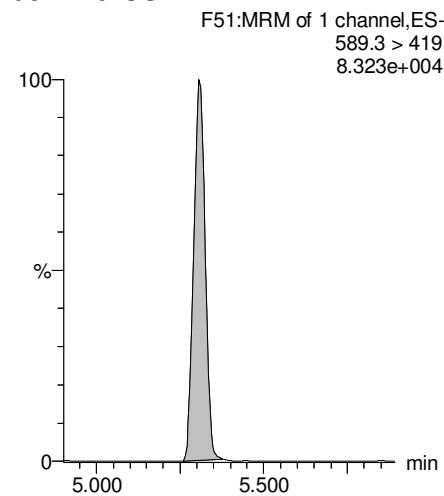
13C2-PFUdA



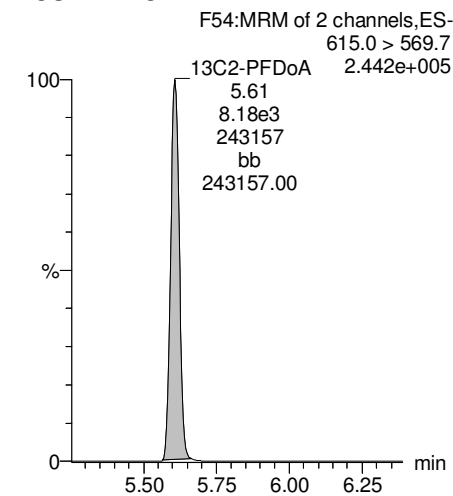
d3-N-MeFOSAA



d5-N-EtFOSAA



13C2-PFDaA



Dataset: Z:\Projects\PFAS.PRO\Results\180221M1\180221M1-38.qld

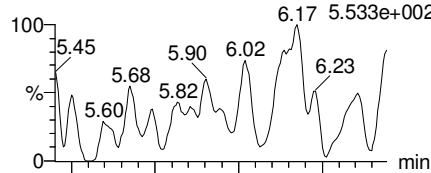
Last Altered: Saturday, February 24, 2018 10:53:35 Pacific Standard Time

Printed: Saturday, February 24, 2018 10:56:21 Pacific Standard Time

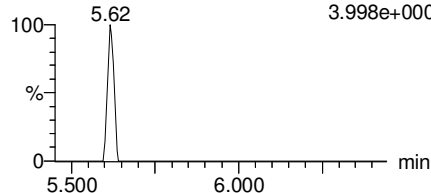
Name: 180221M1_38, Date: 21-Feb-2018, Time: 22:11:16, ID: 1800269-05 WI-AF-FB-011018 0.11822, Description: WI-AF-FB-011018

PFTrDA

F59:MRM of 2 channels,ES-
662.9 > 618.9
5.533e+002

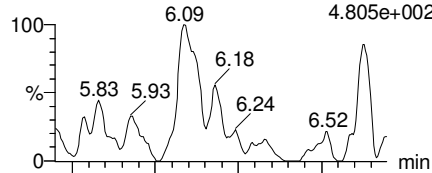


F59:MRM of 2 channels,ES-
662.9 > 319
3.998e+000

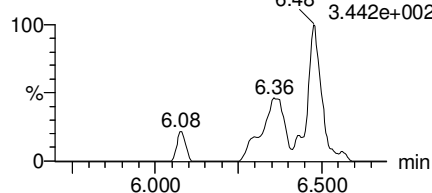


PFTeDA

F60:MRM of 2 channels,ES-
712.9 > 668.8
4.805e+002

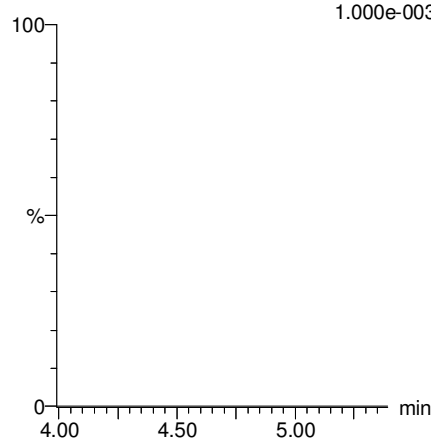


F60:MRM of 2 channels,ES-
712.9 > 369
3.442e+002



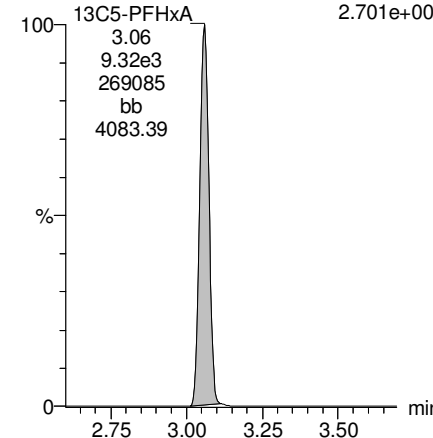
TCDA

F30:MRM of 3 channels,ES-
498.3 > 106.9
1.000e-003



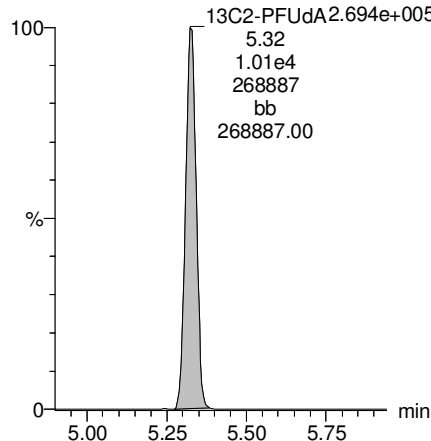
13C5-PFHxA

F10:MRM of 1 channel,ES-
318 > 272.9
2.701e+005



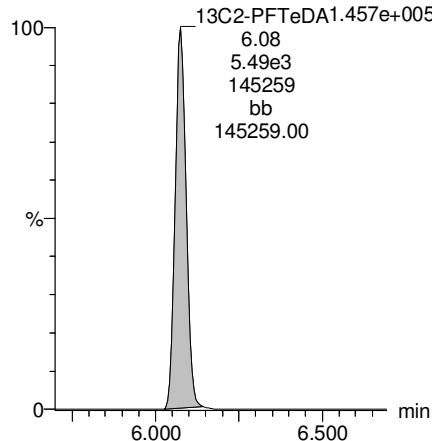
13C2-PFUDa

F46:MRM of 1 channel,ES-
565 > 519.8
2.694e+005



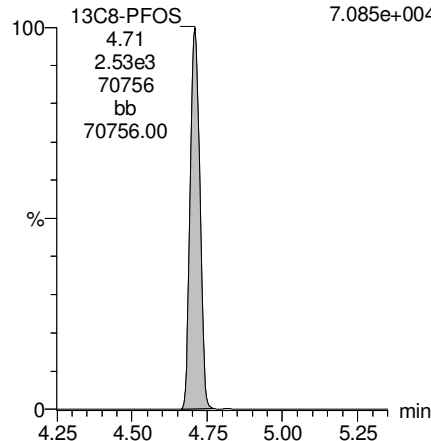
13C2-PFTeDA

F61:MRM of 2 channels,ES-
714.8 > 669.6
1.457e+005



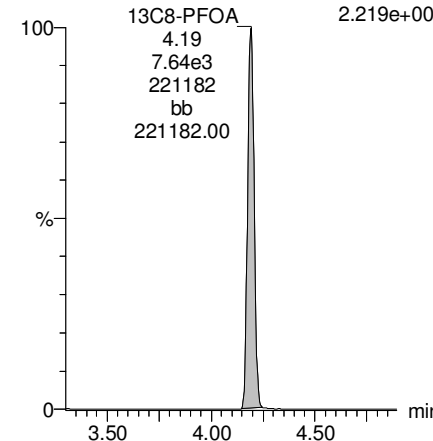
13C8-PFOS

F34:MRM of 1 channel,ES-
507.0 > 79.9
7.085e+004



13C8-PFOA

F22:MRM of 1 channel,ES-
421.3 > 376
2.219e+005

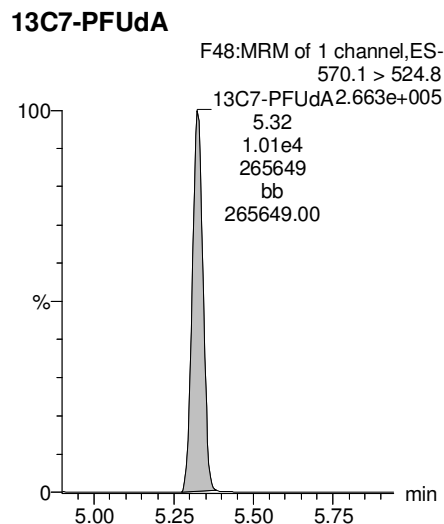
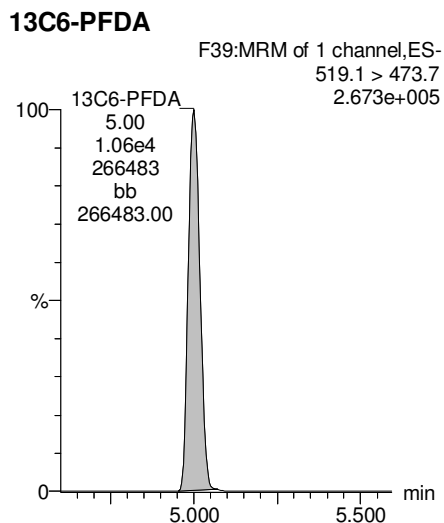
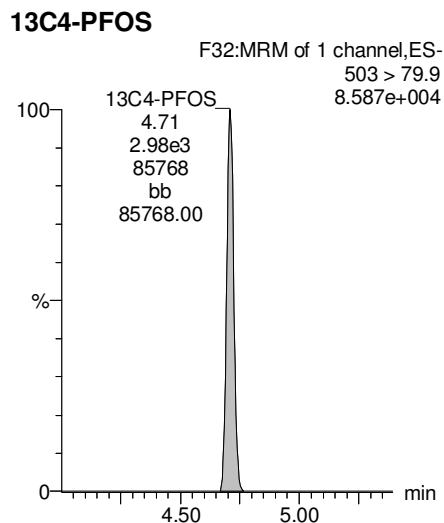
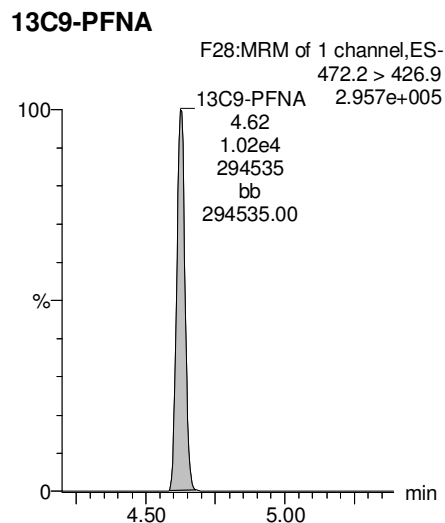
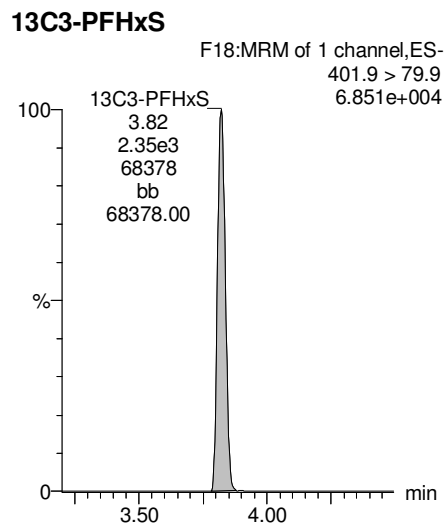


Dataset: Z:\Projects\PFAS.PRO\Results\180221M1\180221M1-38.qld

Last Altered: Saturday, February 24, 2018 10:53:35 Pacific Standard Time

Printed: Saturday, February 24, 2018 10:56:21 Pacific Standard Time

Name: 180221M1_38, Date: 21-Feb-2018, Time: 22:11:16, ID: 1800269-05 WI-AF-FB-011018 0.11822, Description: WI-AF-FB-011018



Dataset: Z:\Projects\PFAS.PRO\Results\180221M1\180221M1-39.qld

Last Altered: Saturday, February 24, 2018 11:01:13 Pacific Standard Time

Printed: Saturday, February 24, 2018 11:02:07 Pacific Standard Time

Method: Z:\Projects\PFAS.PRO\MethDB\PFAS_FULL_80C_022118.mdb 22 Feb 2018 10:27:20

Calibration: Z:\Projects\PFAS.PRO\CurveDB\C18_VAL-PFAS_Q4_02-21-18-FULL.cdb 22 Feb 2018 11:04:24

Name: 180221M1_39, Date: 21-Feb-2018, Time: 22:22:45, ID: 1800269-06 WI-AF-EB03-SO-0118 0.11899, Description: WI-AF-EB03-SO-0118

	# Name	Trace	Area	IS Area	Wt./Vol.	RRF	Pred.RT	RT	y Axis Resp.	Conc.	%Rec
1	3 PFBS	299.0 > 79.7		1.37e3	0.119		2.60				
2	5 PFHxA	313.2 > 268.9		2.85e3	0.119		3.19				
3	7 PFHpA	363.0 > 318.9		6.73e3	0.119		3.81				
4	8 L-PFHxS	398.9 > 79.6		1.01e3	0.119		3.85				
5	11 L-PFOA	413 > 368.7		1.17e4	0.119		4.22				
6	14 PFNA	463.0 > 418.8		8.38e3	0.119		4.76				
7	16 L-PFOS	499 > 79.9		2.39e3	0.119		4.74				
8	18 PFDA	513 > 468.8		7.76e3	0.119		5.14				
9	21 N-MeFOSAA	570.1 > 419		3.75e3	0.119		5.29				
10	22 N-EtFOSAA	584.2 > 419		3.96e3	0.119		5.45				
11	23 PFUdA	563.0 > 518.9		1.04e4	0.119		5.46				

Dataset: Z:\Projects\PFAS.PRO\Results\180221M1\180221M1-39.qld

Last Altered: Saturday, February 24, 2018 11:01:13 Pacific Standard Time

Printed: Saturday, February 24, 2018 11:02:21 Pacific Standard Time

Method: Z:\Projects\PFAS.PRO\MethDB\PFAS_FULL_80C_022118.mdb 22 Feb 2018 10:27:20

Calibration: Z:\Projects\PFAS.PRO\CurveDB\C18_VAL-PFAS_Q4_02-21-18-FULL.cdb 22 Feb 2018 11:04:24

Name: 180221M1_39, Date: 21-Feb-2018, Time: 22:22:45, ID: 1800269-06 WI-AF-EB03-SO-0118 0.11899, Description: WI-AF-EB03-SO-0118

#	Name	Trace	Area	IS Area	Wt./Vol.	RRF	Pred.RT	RT	y Axis Resp.	Conc.	%Rec
1	25	PFDa	612.9 > 569.0	9.07e3	0.119		5.74				
2	27	PFTDA	662.9 > 618.9	1.04e4	0.119		5.98				
3	28	PFTeDA	712.9 > 668.8	5.22e3	0.119		6.20				
4	36	13C3-PFBS	302. > 98.8	1.37e3	1.06e4	0.119	0.121	2.69	1.61	111.9273	106.5
5	37	13C2-PFHxA	315 > 269.8	2.85e3	1.06e4	0.119	0.719	3.19	3.35	39.1563	93.2
6	38	13C4-PFHpA	367.2 > 321.8	6.73e3	1.06e4	0.119	0.722	3.81	7.91	92.0012	87.6
7	39	18O2-PFHxS	403.0 > 102.6	1.01e3	2.79e3	0.119	0.376	3.96	4.51	100.8232	96.0
8	40	13C2-PFOA	414.9 > 369.7	1.17e4	8.50e3	0.119	1.32	4.33	17.3	109.5407	104.3
9	41	13C5-PFNA	468.2 > 422.9	8.38e3	1.04e4	0.119	0.928	4.76	10.1	91.0299	86.7
10	42	13C8-PFOSA	506.1 > 77.7	1.67e3	1.27e4	0.119	0.235	4.83	1.64	58.5783	55.8
11	43	13C8-PFOS	507.0 > 79.9	2.39e3	2.87e3	0.119	1.03	4.84	10.4	85.2448	81.1
12	44	13C2-PFDA	515.1 > 469.9	7.76e3	8.71e3	0.119	1.02	5.14	11.1	92.1099	87.7
13	45	d3-N-MeFOSAA	573.3 > 419	3.75e3	1.27e4	0.119	0.412	5.29	3.69	75.2337	71.6
14	46	d5-N-EtFOSAA	589.3 > 419	3.96e3	1.27e4	0.119	0.418	5.45	3.89	78.3298	74.6
15	47	13C2-PFUdA	565 > 519.8	1.04e4	1.27e4	0.119	1.06	5.46	10.2	81.3898	77.5
16	48	13C2-PFDoA	615.0 > 569.7	9.07e3	1.27e4	0.119	0.949	5.74	8.93	79.0775	75.3
17	49	d3-N-MeFOSA	515.2 > 168.9		1.27e4	0.119	0.105	5.84			
18	50	13C2-PFTeDA	714.8 > 669.6	5.22e3	1.27e4	0.119	0.389	6.20	5.14	110.9798	105.6
19	51	d5-N-ETFOSA	531.1 > 168.9		1.27e4	0.119	0.160	6.22			
20	52	13C2-PFHxDA	815 > 769.7	3.76e3	1.27e4	0.119	0.833	6.51	3.70	37.3060	88.8
21	53	d7-N-MeFOSE	623.1 > 58.9		1.27e4	0.119	0.148	6.31			
22	54	d9-N-EtFOSE	639.2 > 58.8		1.27e4	0.119	0.131	6.45			
23	55	13C4-PFBA	217. > 171.8	7.92e3	7.92e3	0.119	1.00	1.46	12.5	105.0508	100.0
24	56	13C5-PFHxA	318 > 272.9	1.06e4	1.06e4	0.119	1.00	3.19	12.5	105.0508	100.0
25	57	13C3-PFHxS	401.9 > 79.9	2.79e3	2.79e3	0.119	1.00	3.96	12.5	105.0508	100.0
26	58	13C8-PFOA	421.3 > 376	8.50e3	8.50e3	0.119	1.00	4.33	12.5	105.0508	100.0
27	59	13C9-PFNA	472.2 > 426.9	1.04e4	1.04e4	0.119	1.00	4.70	12.5	105.0508	100.0
28	60	13C4-PFOS	503 > 79.9	2.87e3	2.87e3	0.119	1.00	4.84	12.5	105.0508	100.0
29	61	13C6-PFDA	519.1 > 473.7	8.71e3	8.71e3	0.119	1.00	5.14	12.5	105.0508	100.0
30	62	13C7-PFUdA	570.1 > 524.8	1.27e4	1.27e4	0.119	1.00	5.46	12.5	105.0508	100.0
31	63	Total PFHxS	398.9 > 79.6	0.00e0	1.01e3	0.119		3.85	0.000		
32	64	Total PFOA	413 > 368.7	0.00e0	1.17e4	0.119		4.21	0.000		

Dataset: Z:\Projects\PFAS.PRO\Results\180221M1\180221M1-39.qld

Last Altered: Saturday, February 24, 2018 11:01:13 Pacific Standard Time

Printed: Saturday, February 24, 2018 11:02:21 Pacific Standard Time

Name: 180221M1_39, Date: 21-Feb-2018, Time: 22:22:45, ID: 1800269-06 WI-AF-EB03-SO-0118 0.11899, Description: WI-AF-EB03-SO-0118

	# Name	Trace	Area	IS Area	Wt./Vol.	RRF	Pred.RT	RT	y Axis Resp.	Conc.	%Rec
33	65 Total PFOS	499 > 79.9	0.00e0	2.39e3	0.119		4.73		0.000		
34	66 Total N-MeFOSAA	570.1 > 419	0.00e0	3.75e3	0.119		5.29		0.000		
35	67 Total N-EtFOSAA	584.2 > 419	0.00e0	3.96e3	0.119		5.45		0.000		

Dataset: Z:\Projects\PFAS.PRO\Results\180221M1\180221M1-39.qld

Last Altered: Saturday, February 24, 2018 11:01:13 Pacific Standard Time

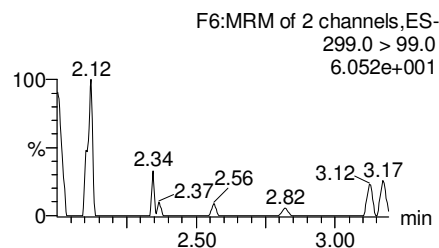
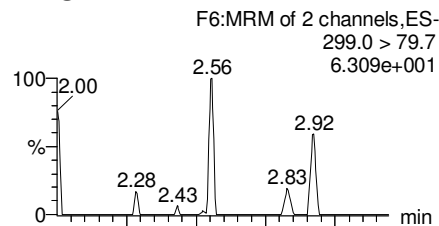
Printed: Saturday, February 24, 2018 11:02:21 Pacific Standard Time

Method: Z:\Projects\PFAS.PRO\MethDB\PFAS_FULL_80C_022118.mdb 22 Feb 2018 10:27:20

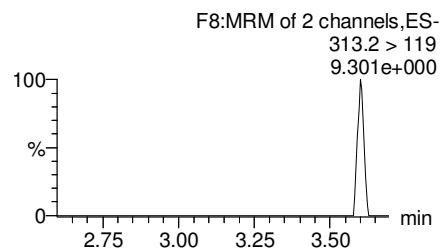
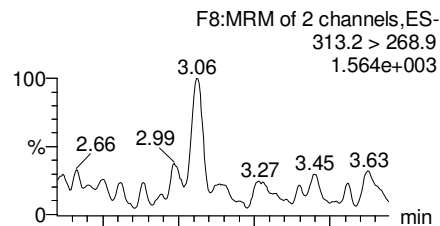
Calibration: Z:\Projects\PFAS.PRO\CurveDB\C18_VAL-PFAS_Q4_02-21-18-FULL.cdb 22 Feb 2018 11:04:24

Name: 180221M1_39, Date: 21-Feb-2018, Time: 22:22:45, ID: 1800269-06 WI-AF-EB03-SO-0118 0.11899, Description: WI-AF-EB03-SO-0118

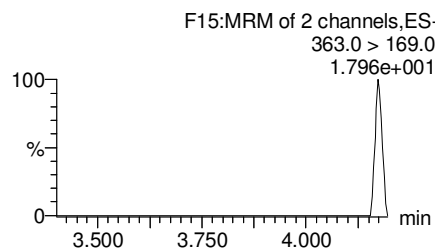
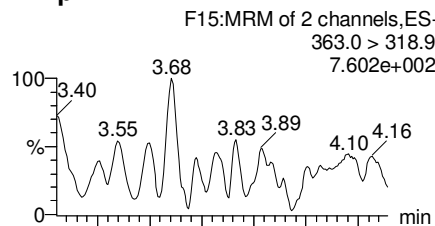
PFBS



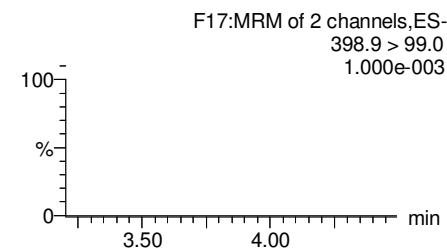
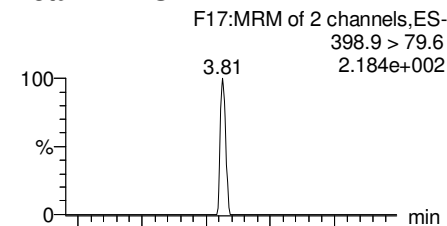
PFHxA



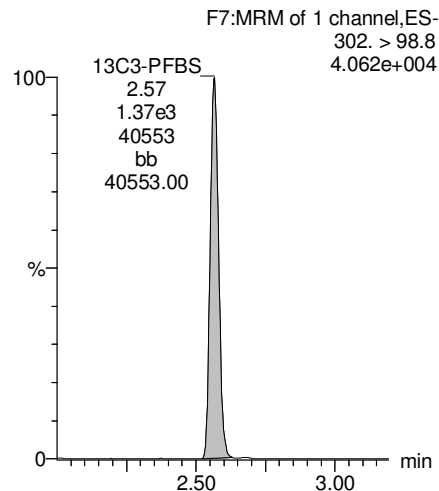
PFHpA



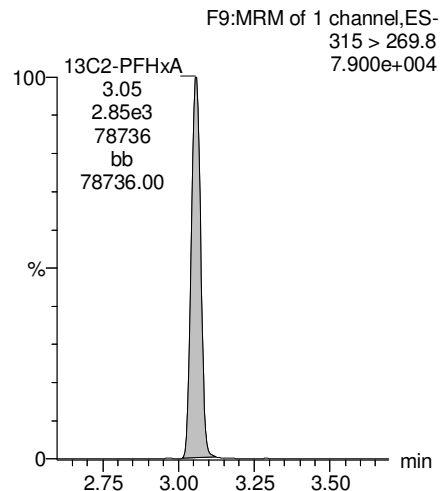
Total PFHxS



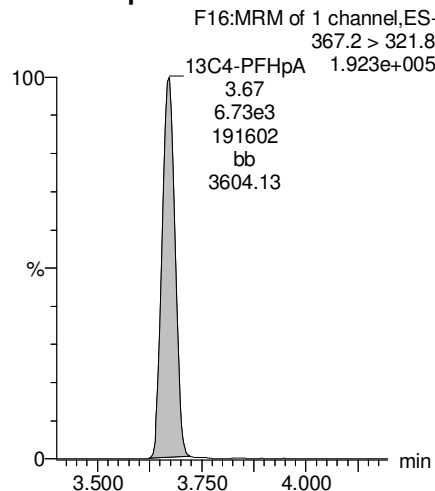
13C3-PFBS



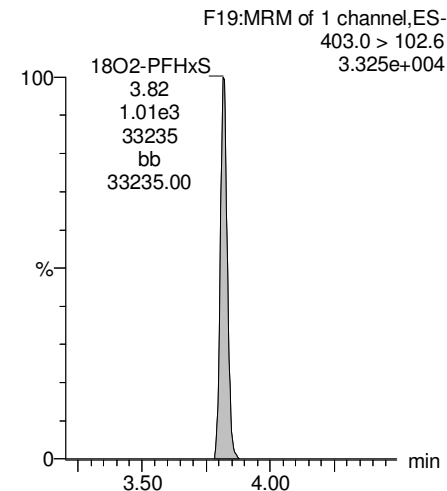
13C2-PFHxA



13C4-PFHpA



18O2-PFHxS



Dataset: Z:\Projects\PFAS.PRO\Results\180221M1\180221M1-39.qld

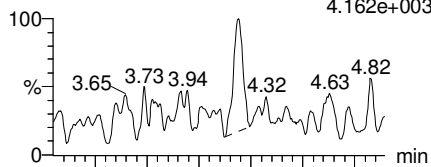
Last Altered: Saturday, February 24, 2018 11:01:13 Pacific Standard Time

Printed: Saturday, February 24, 2018 11:02:21 Pacific Standard Time

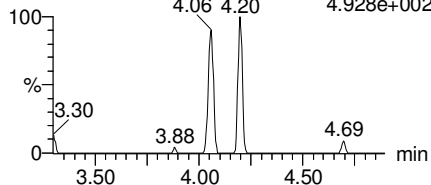
Name: 180221M1_39, Date: 21-Feb-2018, Time: 22:22:45, ID: 1800269-06 WI-AF-EB03-SO-0118 0.11899, Description: WI-AF-EB03-SO-0118

Total PFOA

F20:MRM of 2 channels,ES-
413 > 368.7
4.162e+003

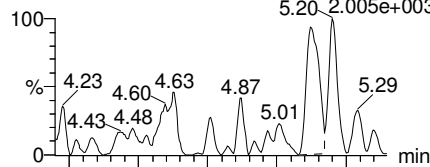


F20:MRM of 2 channels,ES-
413 > 169
4.928e+002

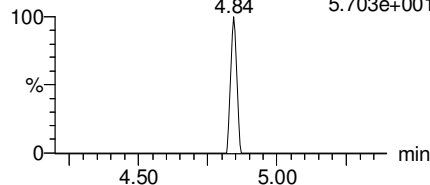


PFNA

F26:MRM of 2 channels,ES-
463.0 > 418.8
5.20 2.005e+003




F26:MRM of 2 channels,ES-
463.0 > 219.0
5.703e+001

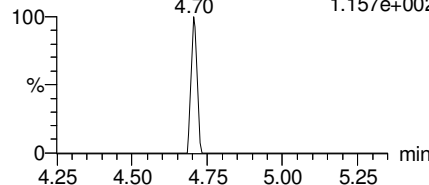


Total PFOS

F31:MRM of 2 channels,ES-
499 > 79.9
1.000e-003

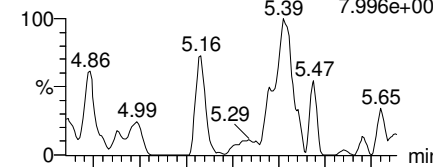


F31:MRM of 2 channels,ES-
499 > 99
1.157e+002

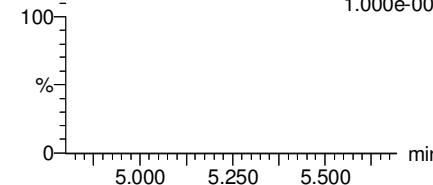


PFDA

F36:MRM of 2 channels,ES-
513 > 468.8
7.996e+002

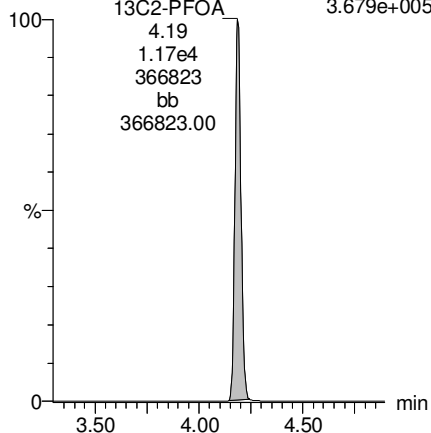


F36:MRM of 2 channels,ES-
513 > 219
1.000e-003



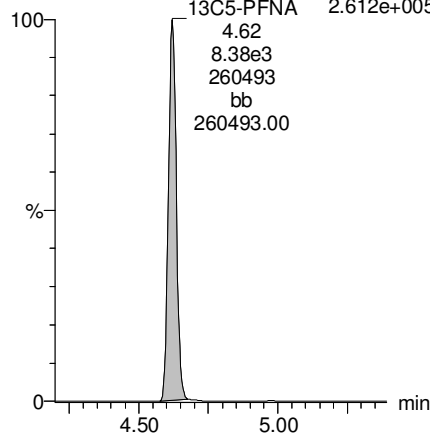
13C2-PFOA

F21:MRM of 1 channel,ES-
414.9 > 369.7
3.679e+005



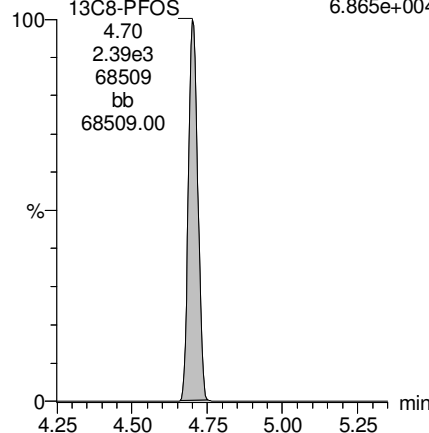
13C5-PFNA

F27:MRM of 1 channel,ES-
468.2 > 422.9
2.612e+005



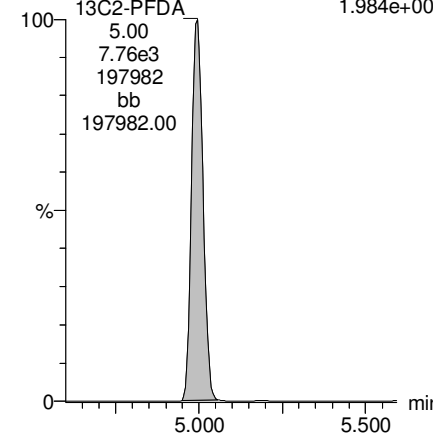
13C8-PFOS

F34:MRM of 1 channel,ES-
507.0 > 79.9
6.865e+004



13C2-PFDA

F37:MRM of 1 channel,ES-
515.1 > 469.9
1.984e+005



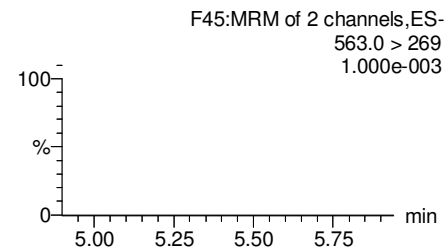
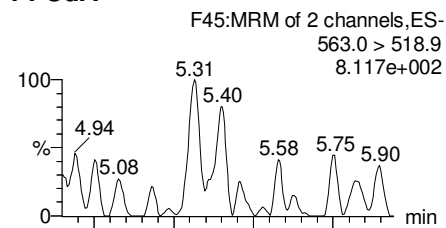
Dataset: Z:\Projects\PFAS.PRO\Results\180221M1\180221M1-39.qld

Last Altered: Saturday, February 24, 2018 11:01:13 Pacific Standard Time

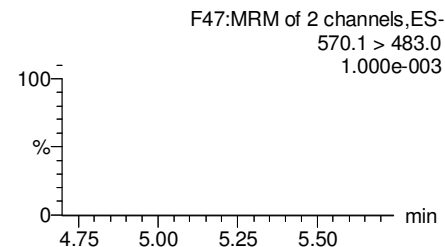
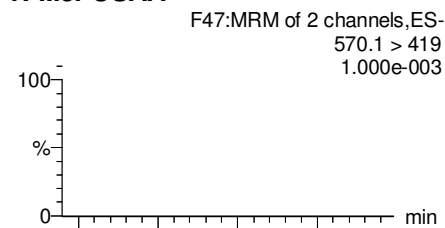
Printed: Saturday, February 24, 2018 11:02:21 Pacific Standard Time

Name: 180221M1_39, Date: 21-Feb-2018, Time: 22:22:45, ID: 1800269-06 WI-AF-EB03-SO-0118 0.11899, Description: WI-AF-EB03-SO-0118

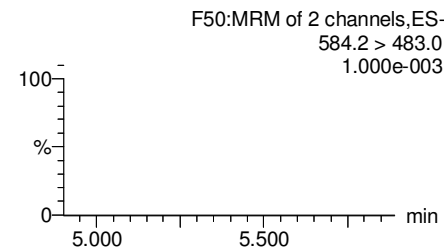
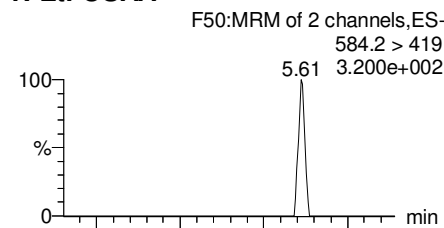
PFUdA



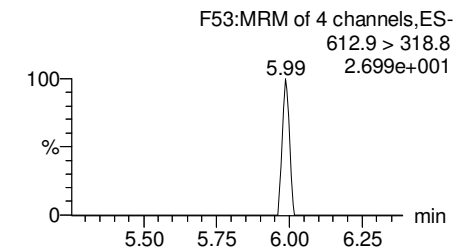
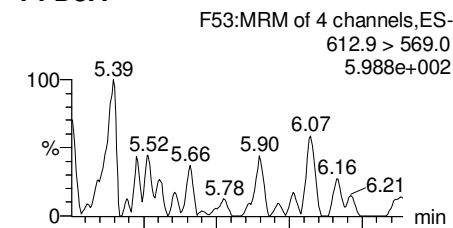
N-MeFOSAA



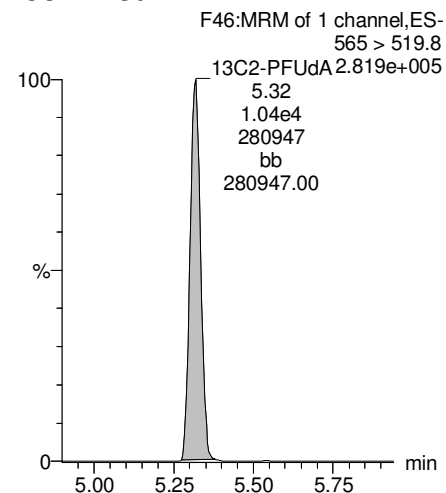
N-EtFOSAA



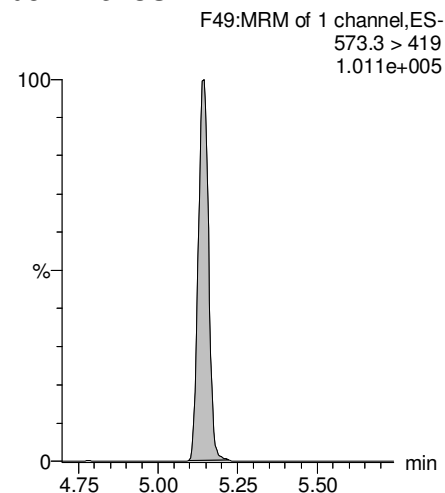
PFDaA



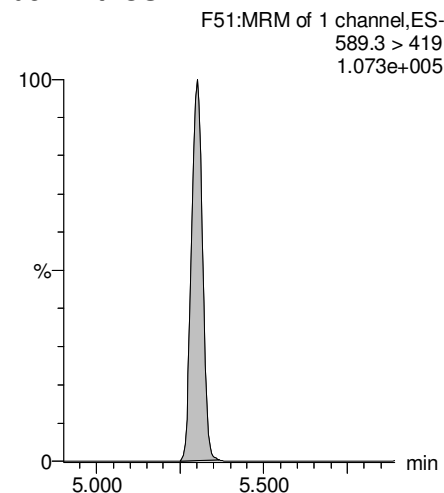
13C2-PFUdA



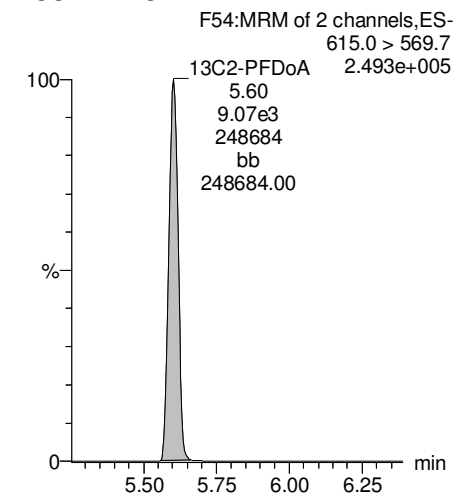
d3-N-MeFOSAA



d5-N-EtFOSAA



13C2-PFDaA



Dataset: Z:\Projects\PFAS.PRO\Results\180221M1\180221M1-39.qld

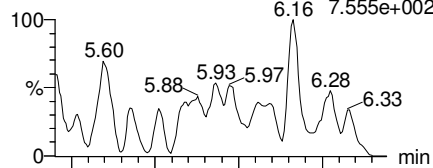
Last Altered: Saturday, February 24, 2018 11:01:13 Pacific Standard Time

Printed: Saturday, February 24, 2018 11:02:21 Pacific Standard Time

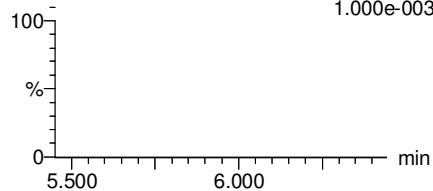
Name: 180221M1_39, Date: 21-Feb-2018, Time: 22:22:45, ID: 1800269-06 WI-AF-EB03-SO-0118 0.11899, Description: WI-AF-EB03-SO-0118

PFTrDA

F59:MRM of 2 channels,ES-
662.9 > 618.9
7.555e+002

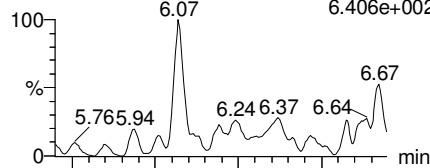


F59:MRM of 2 channels,ES-
662.9 > 319
1.000e-003

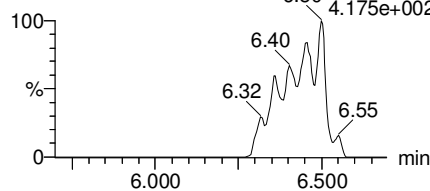


PFTeDA

F60:MRM of 2 channels,ES-
712.9 > 668.8
6.406e+002

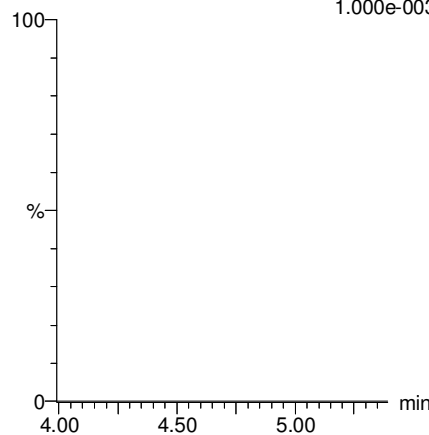


F60:MRM of 2 channels,ES-
712.9 > 369
4.175e+002



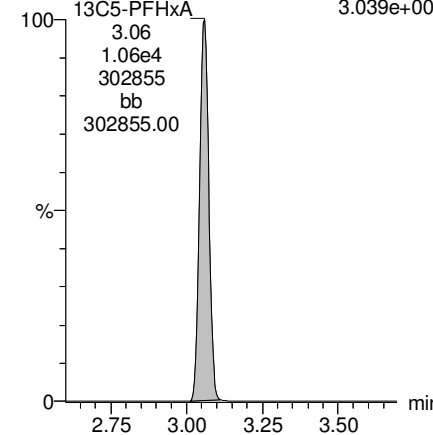
TCDA

F30:MRM of 3 channels,ES-
498.3 > 106.9
1.000e-003



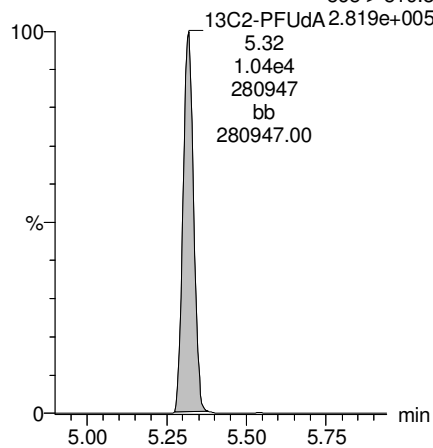
13C5-PFHxA

F10:MRM of 1 channel,ES-
318 > 272.9
3.039e+005



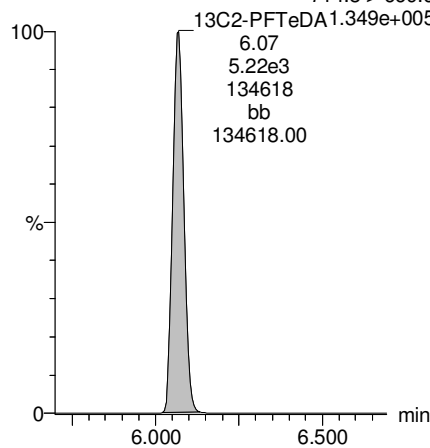
13C2-PFUdA

F46:MRM of 1 channel,ES-
565 > 519.8



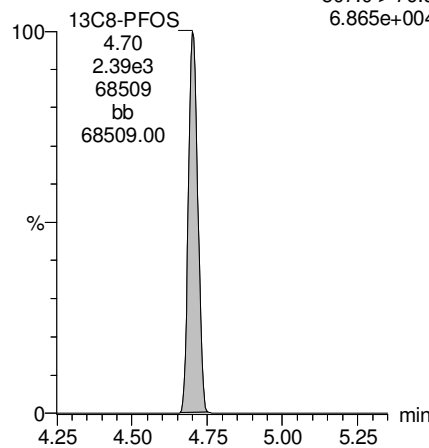
13C2-PFTeDA

F61:MRM of 2 channels,ES-
714.8 > 669.6



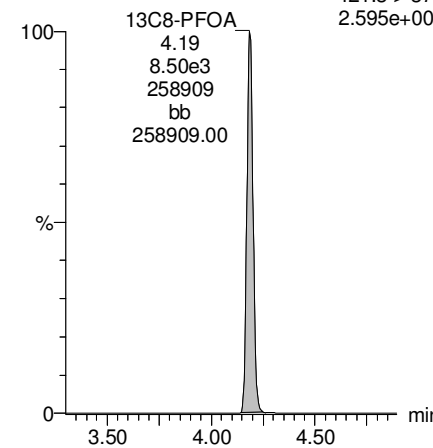
13C8-PFOS

F34:MRM of 1 channel,ES-
507.0 > 79.9



13C8-PFOA

F22:MRM of 1 channel,ES-
421.3 > 376

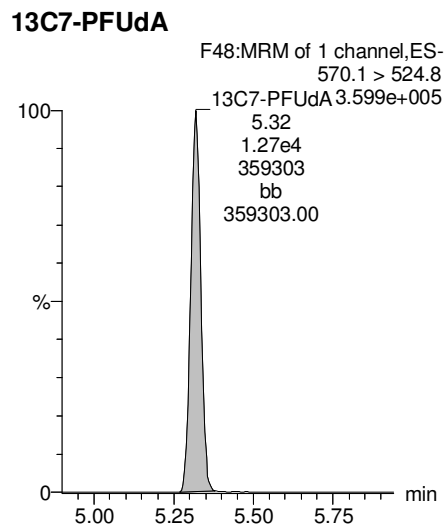
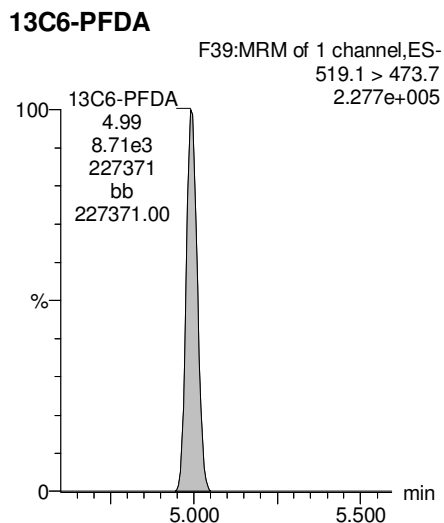
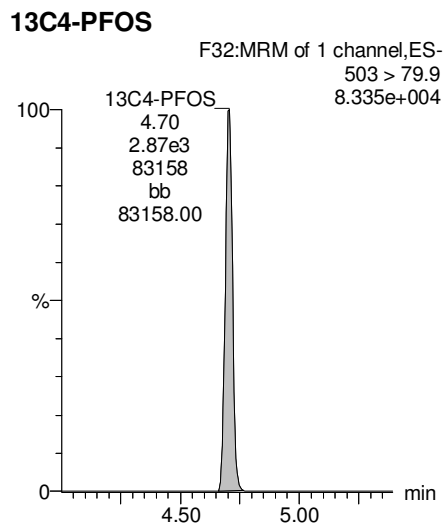
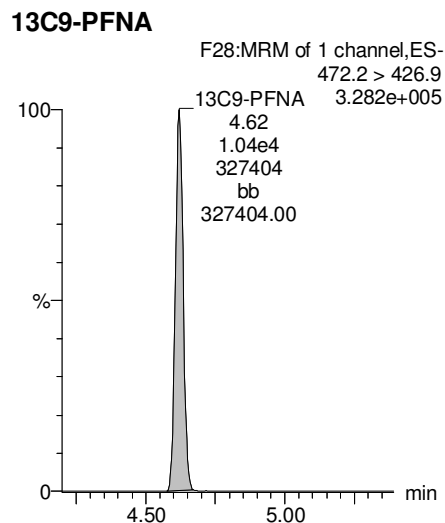
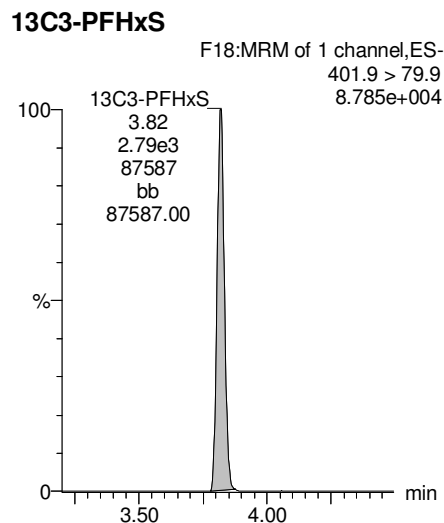


Dataset: Z:\Projects\PFAS.PRO\Results\180221M1\180221M1-39.qld

Last Altered: Saturday, February 24, 2018 11:01:13 Pacific Standard Time

Printed: Saturday, February 24, 2018 11:02:21 Pacific Standard Time

Name: 180221M1_39, Date: 21-Feb-2018, Time: 22:22:45, ID: 1800269-06 WI-AF-EB03-SO-0118 0.11899, Description: WI-AF-EB03-SO-0118



Dataset: Z:\Projects\PFAS.PRO\Results\180221M1\180221M1-40.qld

Last Altered: Saturday, February 24, 2018 11:06:19 Pacific Standard Time

Printed: Saturday, February 24, 2018 11:07:14 Pacific Standard Time

Method: Z:\Projects\PFAS.PRO\MethDB\PFAS_FULL_80C_022118.mdb 22 Feb 2018 10:27:20

Calibration: Z:\Projects\PFAS.PRO\CurveDB\C18_VAL-PFAS_Q4_02-21-18-FULL.cdb 22 Feb 2018 11:04:24

Name: 180221M1_40, Date: 21-Feb-2018, Time: 22:34:15, ID: 1800269-07 WI-AF-FB-011218 0.11884, Description: WI-AF-FB-011218

	# Name	Trace	Area	IS Area	Wt./Vol.	RRF	Pred.RT	RT	y Axis Resp.	Conc.	%Rec
1	3 PFBS	299.0 > 79.7		1.31e3	0.119		2.60				
2	5 PFHxA	313.2 > 268.9		2.50e3	0.119		3.19				
3	7 PFHpA	363.0 > 318.9		6.94e3	0.119		3.81				
4	8 L-PFHxS	398.9 > 79.6	4.63e0	1.04e3	0.119		3.85	3.82	0.0555	0.7278	
5	11 L-PFOA	413 > 368.7		1.18e4	0.119		4.22				
6	14 PFNA	463.0 > 418.8		7.72e3	0.119		4.76				
7	16 L-PFOS	499 > 79.9		3.14e3	0.119		4.74				
8	18 PFDA	513 > 468.8		8.92e3	0.119		5.14				
9	21 N-MeFOSAA	570.1 > 419		3.47e3	0.119		5.29				
10	22 N-EtFOSAA	584.2 > 419		3.99e3	0.119		5.45				
11	23 PFUdA	563.0 > 518.9		8.89e3	0.119		5.46				

Dataset: Z:\Projects\PFAS.PRO\Results\180221M1\180221M1-40.qld

Last Altered: Saturday, February 24, 2018 11:06:19 Pacific Standard Time

Printed: Saturday, February 24, 2018 11:07:31 Pacific Standard Time

Method: Z:\Projects\PFAS.PRO\MethDB\PFAS_FULL_80C_022118.mdb 22 Feb 2018 10:27:20

Calibration: Z:\Projects\PFAS.PRO\CurveDB\C18_VAL-PFAS_Q4_02-21-18-FULL.cdb 22 Feb 2018 11:04:24

Name: 180221M1_40, Date: 21-Feb-2018, Time: 22:34:15, ID: 1800269-07 WI-AF-FB-011218 0.11884, Description: WI-AF-FB-011218

#	Name	Trace	Area	IS Area	Wt./Vol.	RRF	Pred.RT	RT	y Axis Resp.	Conc.	%Rec	
1	25	PFDa	612.9 > 569.0	8.93e3	0.119		5.74					
2	27	PFTDA	662.9 > 618.9	8.89e3	0.119		5.98					
3	28	PFTeDA	712.9 > 668.8	4.26e3	0.119		6.20					
4	36	13C3-PFBS	302. > 98.8	1.31e3	9.32e3	0.119	0.121	2.69	2.56	1.76	122.6857	116.6
5	37	13C2-PFHxA	315 > 269.8	2.50e3	9.32e3	0.119	0.719	3.19	3.05	3.36	39.2941	93.4
6	38	13C4-PFHpA	367.2 > 321.8	6.94e3	9.32e3	0.119	0.722	3.81	3.67	9.30	108.3736	103.0
7	39	18O2-PFHxS	403.0 > 102.6	1.04e3	2.72e3	0.119	0.376	3.96	3.81	4.79	107.0314	101.8
8	40	13C2-PFOA	414.9 > 369.7	1.18e4	9.35e3	0.119	1.32	4.33	4.18	15.8	100.3068	95.4
9	41	13C5-PFNA	468.2 > 422.9	7.72e3	1.01e4	0.119	0.928	4.76	4.62	9.60	87.0190	82.7
10	42	13C8-PFOSA	506.1 > 77.7	1.09e3	1.18e4	0.119	0.235	4.83	4.68	1.15	41.2229	39.2
11	43	13C8-PFOS	507.0 > 79.9	3.14e3	2.81e3	0.119	1.03	4.84	4.70	14.0	114.7787	109.1
12	44	13C2-PFDA	515.1 > 469.9	8.92e3	1.15e4	0.119	1.02	5.14	4.99	9.74	80.5864	76.6
13	45	d3-N-MeFOSAA	573.3 > 419	3.47e3	1.18e4	0.119	0.412	5.29	5.14	3.68	75.0922	71.4
14	46	d5-N-EtFOSAA	589.3 > 419	3.99e3	1.18e4	0.119	0.418	5.45	5.30	4.23	85.1029	80.9
15	47	13C2-PFUdA	565 > 519.8	8.89e3	1.18e4	0.119	1.06	5.46	5.32	9.42	75.0450	71.3
16	48	13C2-PFDoA	615.0 > 569.7	8.93e3	1.18e4	0.119	0.949	5.74	5.60	9.47	83.9474	79.8
17	49	d3-N-MeFOSA	515.2 > 168.9		1.18e4	0.119	0.105	5.84				
18	50	13C2-PFTeDA	714.8 > 669.6	4.26e3	1.18e4	0.119	0.389	6.20	6.07	4.51	97.6274	92.8
19	51	d5-N-ETFOSA	531.1 > 168.9		1.18e4	0.119	0.160	6.22				
20	52	13C2-PFHxDA	815 > 769.7	3.98e3	1.18e4	0.119	0.833	6.51	6.41	4.22	42.6061	101.3
21	53	d7-N-MeFOSE	623.1 > 58.9		1.18e4	0.119	0.148	6.31				
22	54	d9-N-EtFOSE	639.2 > 58.8		1.18e4	0.119	0.131	6.45				
23	55	13C4-PFBA	217. > 171.8	7.91e3	7.91e3	0.119	1.00	1.46	1.33	12.5	105.1834	100.0
24	56	13C5-PFHxA	318 > 272.9	9.32e3	9.32e3	0.119	1.00	3.19	3.05	12.5	105.1834	100.0
25	57	13C3-PFHxS	401.9 > 79.9	2.72e3	2.72e3	0.119	1.00	3.96	3.81	12.5	105.1834	100.0
26	58	13C8-PFOA	421.3 > 376	9.35e3	9.35e3	0.119	1.00	4.33	4.19	12.5	105.1834	100.0
27	59	13C9-PFNA	472.2 > 426.9	1.01e4	1.01e4	0.119	1.00	4.70	4.62	12.5	105.1834	100.0
28	60	13C4-PFOS	503 > 79.9	2.81e3	2.81e3	0.119	1.00	4.84	4.70	12.5	105.1834	100.0
29	61	13C6-PFDA	519.1 > 473.7	1.15e4	1.15e4	0.119	1.00	5.14	4.99	12.5	105.1834	100.0
30	62	13C7-PFUdA	570.1 > 524.8	1.18e4	1.18e4	0.119	1.00	5.46	5.32	12.5	105.1834	100.0
31	63	Total PFHxS	398.9 > 79.6	4.63e0	1.04e3	0.119		3.85		0.0555	0.7278	
32	64	Total PFOA	413 > 368.7	0.00e0	1.18e4	0.119		4.21		0.000		

Dataset: Z:\Projects\PFAS.PRO\Results\180221M1\180221M1-40.qld

Last Altered: Saturday, February 24, 2018 11:06:19 Pacific Standard Time

Printed: Saturday, February 24, 2018 11:07:31 Pacific Standard Time

Name: 180221M1_40, Date: 21-Feb-2018, Time: 22:34:15, ID: 1800269-07 WI-AF-FB-011218 0.11884, Description: WI-AF-FB-011218

	# Name	Trace	Area	IS Area	Wt./Vol.	RRF	Pred.RT	RT	y Axis Resp.	Conc.	%Rec
33	65 Total PFOS	499 > 79.9	0.00e0	3.14e3	0.119		4.73		0.000		
34	66 Total N-MeFOSAA	570.1 > 419	0.00e0	3.47e3	0.119		5.29		0.000		
35	67 Total N-EtFOSAA	584.2 > 419	0.00e0	3.99e3	0.119		5.45		0.000		

Dataset: Z:\Projects\PFAS.PRO\Results\180221M1\180221M1-40.qld

Last Altered: Saturday, February 24, 2018 11:06:19 Pacific Standard Time

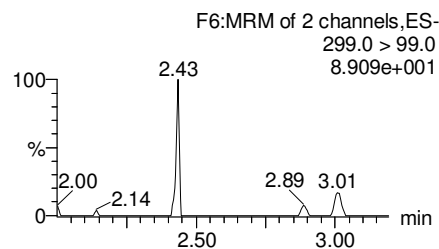
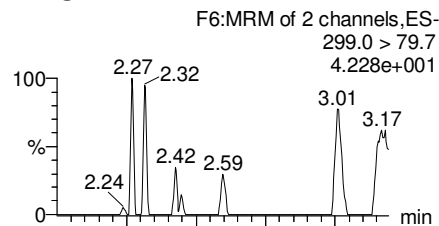
Printed: Saturday, February 24, 2018 11:07:31 Pacific Standard Time

Method: Z:\Projects\PFAS.PRO\MethDB\PFAS_FULL_80C_022118.mdb 22 Feb 2018 10:27:20

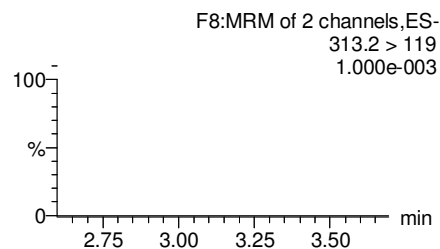
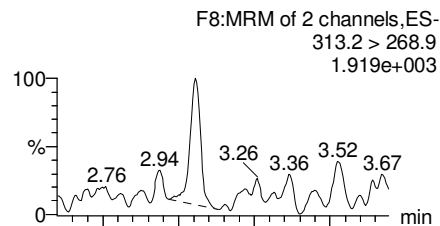
Calibration: Z:\Projects\PFAS.PRO\CurveDB\C18_VAL-PFAS_Q4_02-21-18-FULL.cdb 22 Feb 2018 11:04:24

Name: 180221M1_40, Date: 21-Feb-2018, Time: 22:34:15, ID: 1800269-07 WI-AF-FB-011218 0.11884, Description: WI-AF-FB-011218

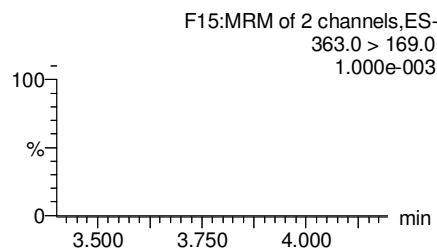
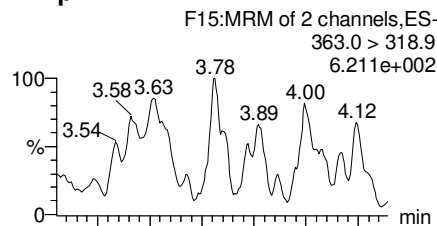
PFBS



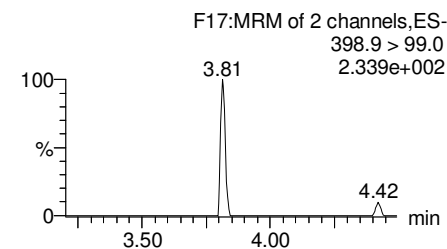
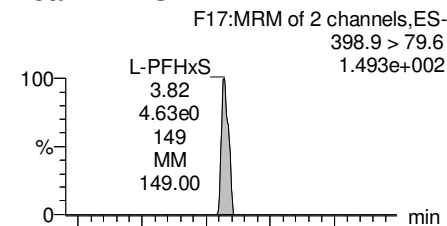
PFHxA



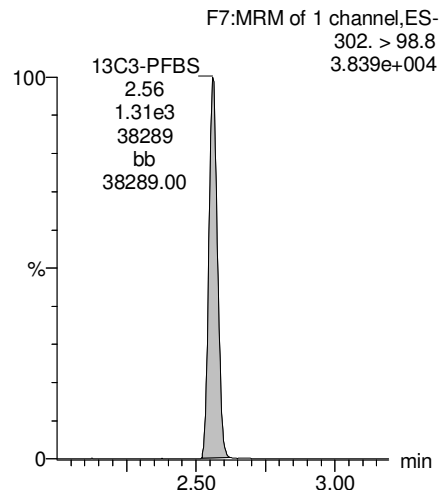
PFHpA



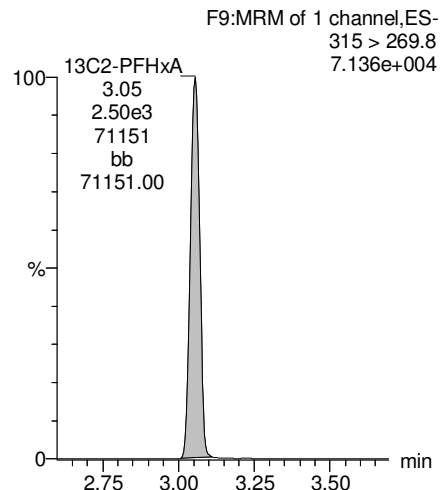
Total PFHxS



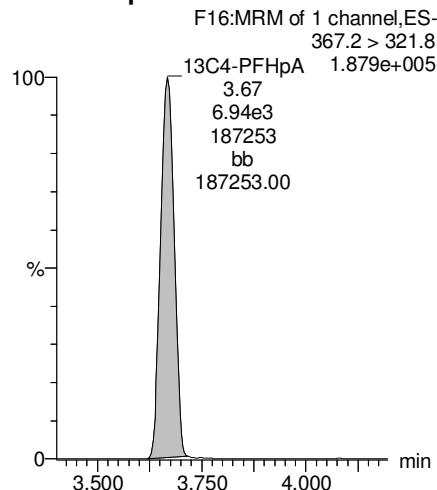
13C3-PFBS



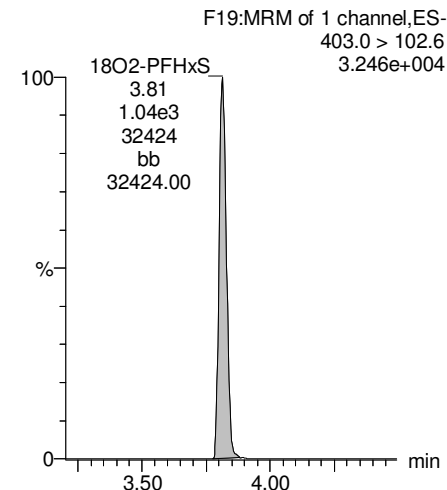
13C2-PFHxA



13C4-PFHpA



18O2-PFHxS



Dataset: Z:\Projects\PFAS.PRO\Results\180221M1\180221M1-40.qld

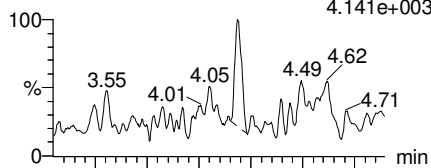
Last Altered: Saturday, February 24, 2018 11:06:19 Pacific Standard Time

Printed: Saturday, February 24, 2018 11:07:31 Pacific Standard Time

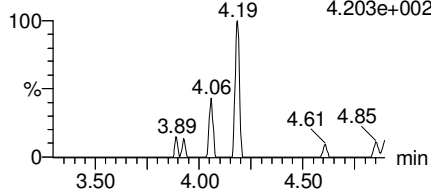
Name: 180221M1_40, Date: 21-Feb-2018, Time: 22:34:15, ID: 1800269-07 WI-AF-FB-011218 0.11884, Description: WI-AF-FB-011218

Total PFOA

F20:MRM of 2 channels,ES-
413 > 368.7
4.141e+003

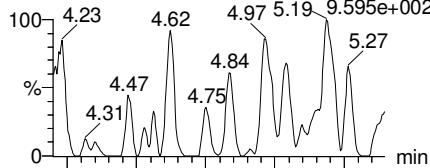


F20:MRM of 2 channels,ES-
413 > 169
4.203e+002

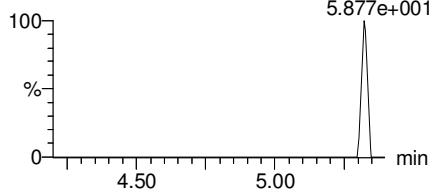


PFNA

F26:MRM of 2 channels,ES-
463.0 > 418.8
9.595e+002

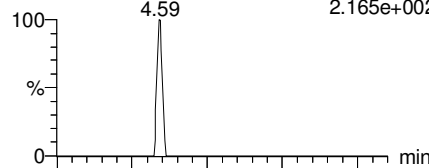


F26:MRM of 2 channels,ES-
463.0 > 219.0
5.877e+001

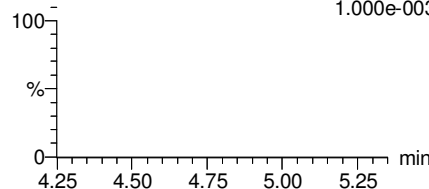


Total PFOS

F31:MRM of 2 channels,ES-
499 > 79.9
2.165e+002

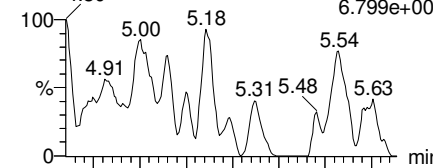


F31:MRM of 2 channels,ES-
499 > 99
1.000e-003

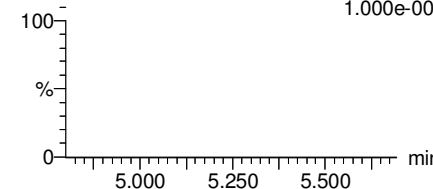


PFDA

F36:MRM of 2 channels,ES-
513 > 468.8
6.799e+002

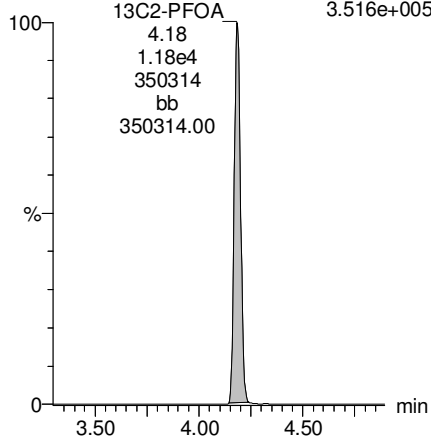


F36:MRM of 2 channels,ES-
513 > 219
1.000e-003



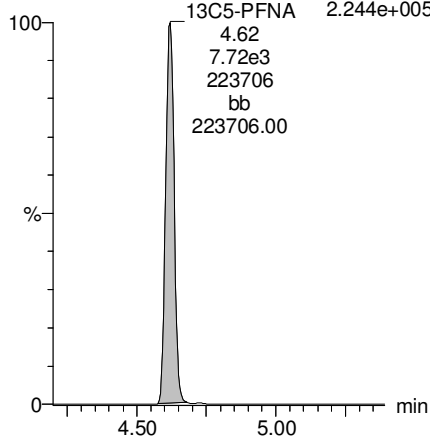
13C2-PFOA

F21:MRM of 1 channel,ES-
414.9 > 369.7
3.516e+005



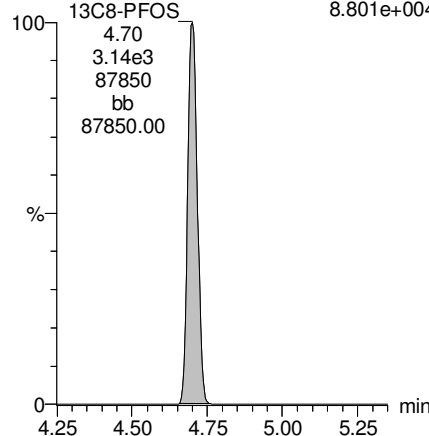
13C5-PFNA

F27:MRM of 1 channel,ES-
468.2 > 422.9
2.244e+005



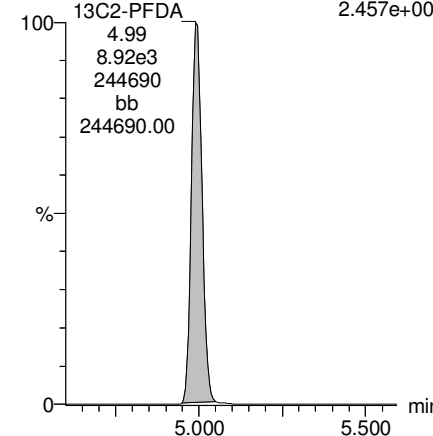
13C8-PFOS

F34:MRM of 1 channel,ES-
507.0 > 79.9
8.801e+004



13C2-PFDA

F37:MRM of 1 channel,ES-
515.1 > 469.9
2.457e+005



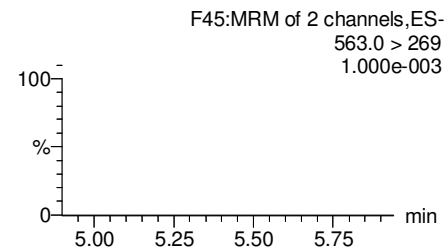
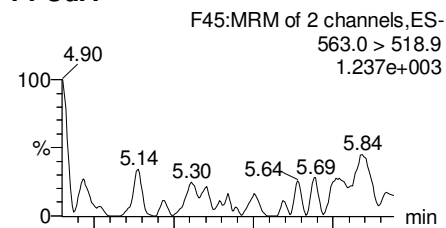
Dataset: Z:\Projects\PFAS.PRO\Results\180221M1\180221M1-40.qld

Last Altered: Saturday, February 24, 2018 11:06:19 Pacific Standard Time

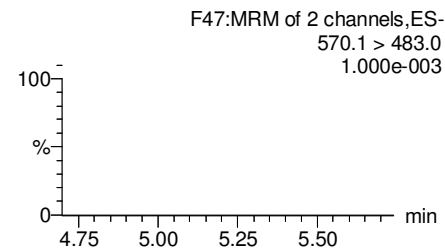
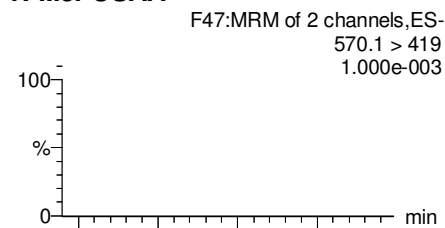
Printed: Saturday, February 24, 2018 11:07:31 Pacific Standard Time

Name: 180221M1_40, Date: 21-Feb-2018, Time: 22:34:15, ID: 1800269-07 WI-AF-FB-011218 0.11884, Description: WI-AF-FB-011218

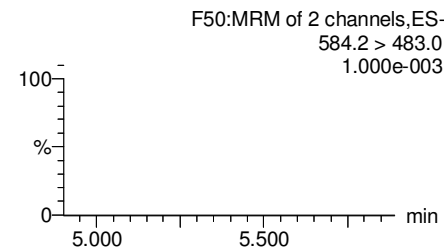
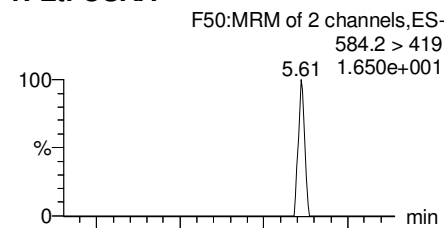
PFUdA



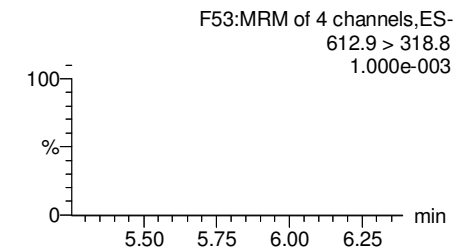
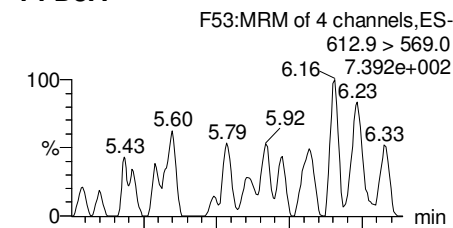
N-MeFOSAA



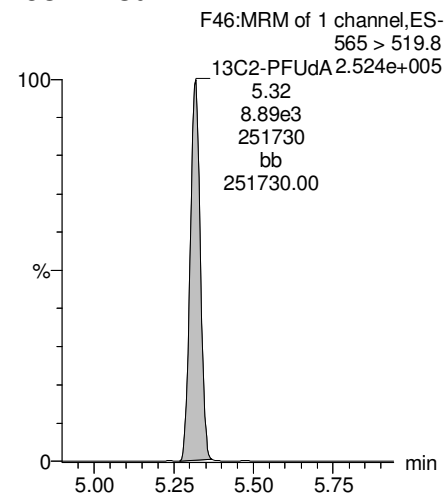
N-EtFOSAA



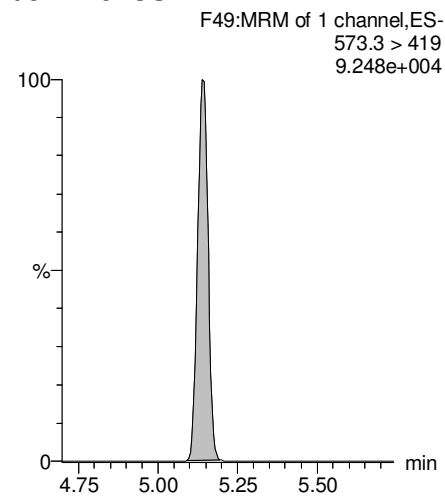
PFDaA



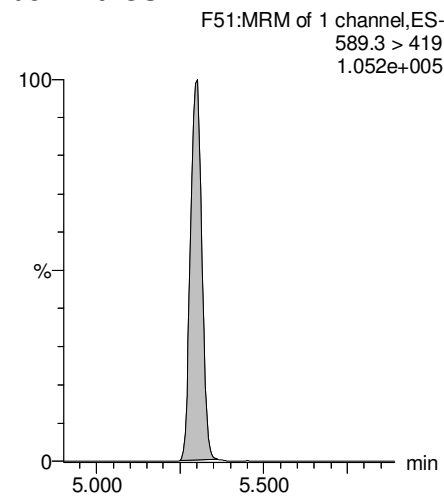
13C2-PFUdA



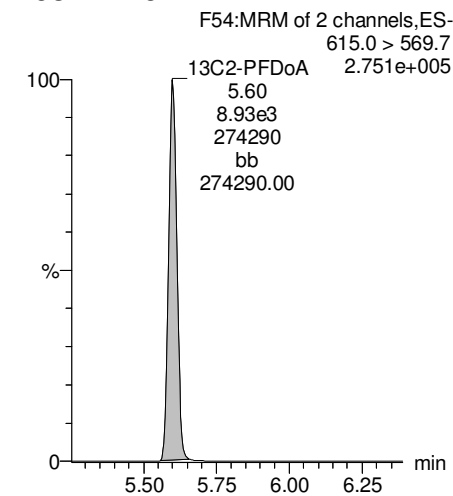
d3-N-MeFOSAA



d5-N-EtFOSAA



13C2-PFDaA



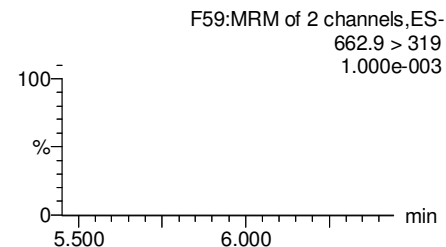
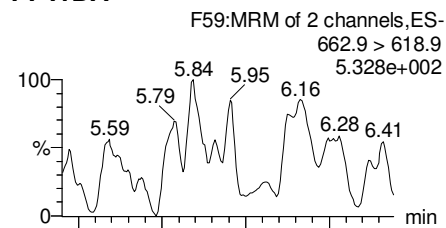
Dataset: Z:\Projects\PFAS.PRO\Results\180221M1\180221M1-40.qld

Last Altered: Saturday, February 24, 2018 11:06:19 Pacific Standard Time

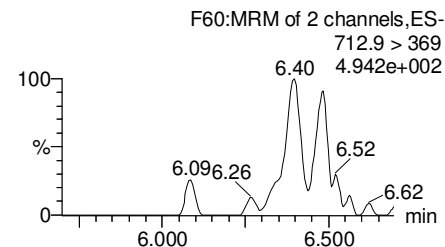
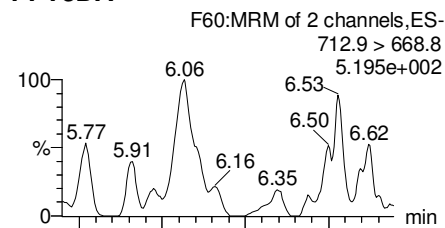
Printed: Saturday, February 24, 2018 11:07:31 Pacific Standard Time

Name: 180221M1_40, Date: 21-Feb-2018, Time: 22:34:15, ID: 1800269-07 WI-AF-FB-011218 0.11884, Description: WI-AF-FB-011218

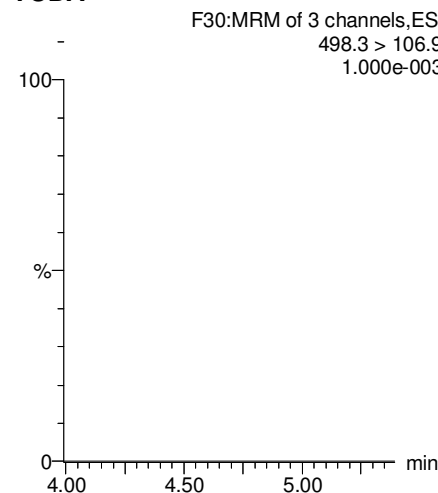
PFTrDA



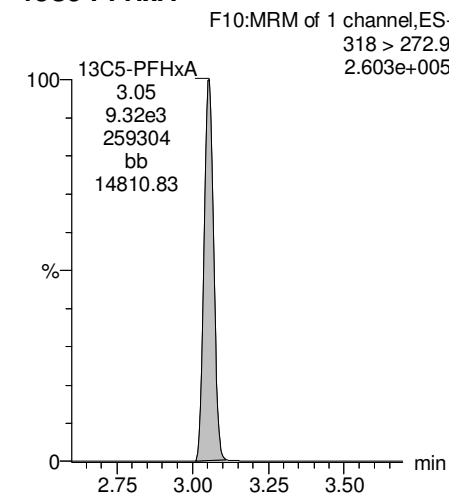
PFTeDA



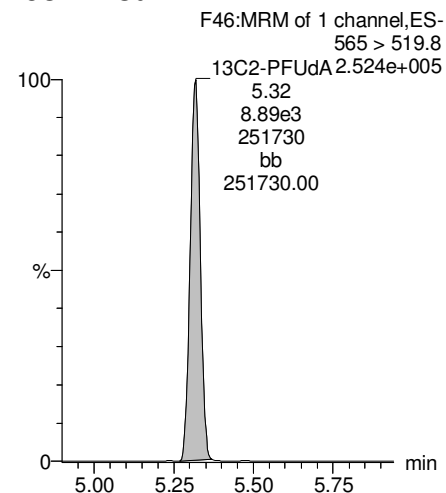
TCDA



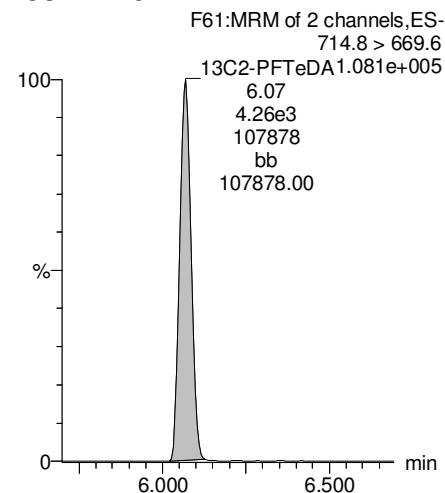
13C5-PFHxA



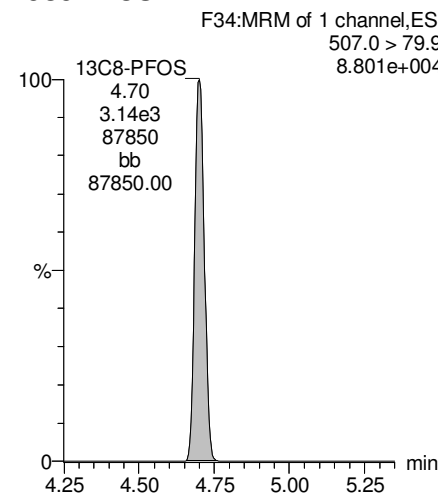
13C2-PFUDa



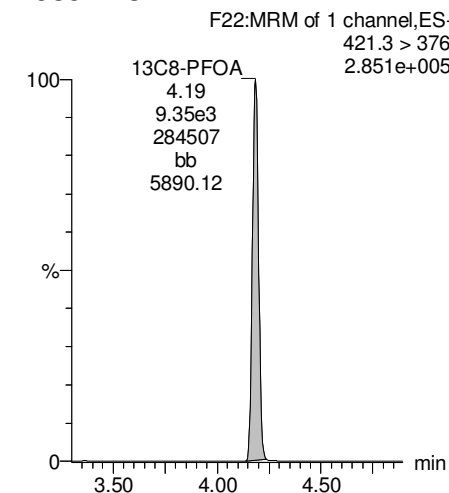
13C2-PFTeDA



13C8-PFOS



13C8-PFOA

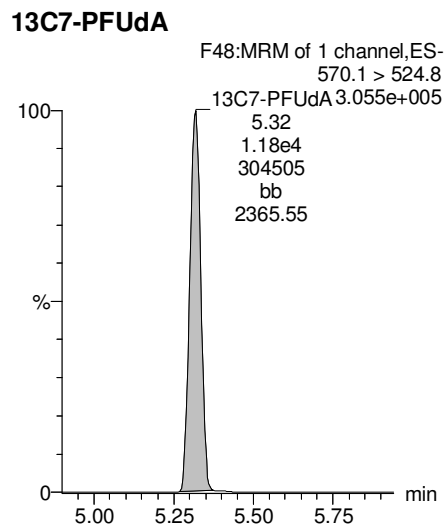
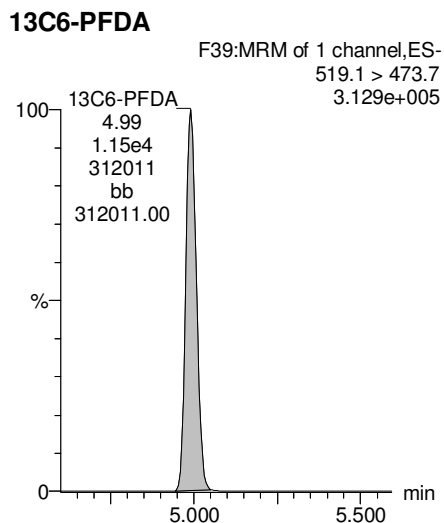
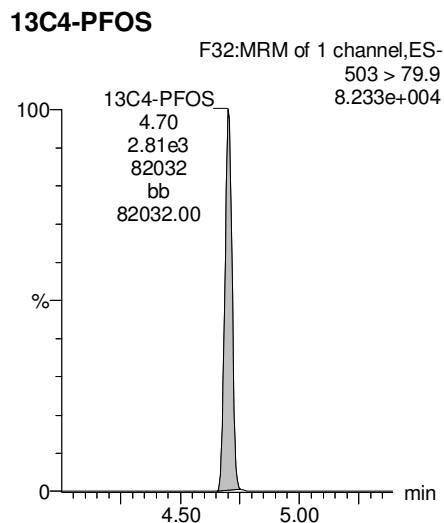
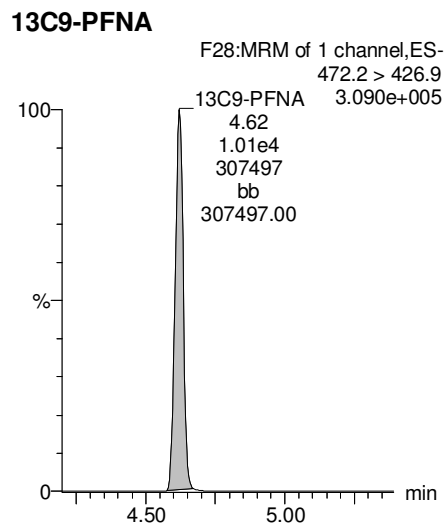
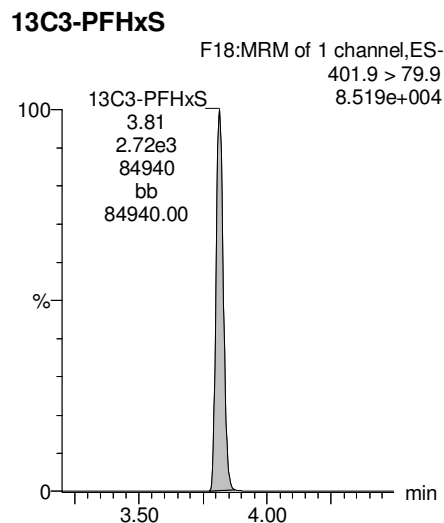


Dataset: Z:\Projects\PFAS.PRO\Results\180221M1\180221M1-40.qld

Last Altered: Saturday, February 24, 2018 11:06:19 Pacific Standard Time

Printed: Saturday, February 24, 2018 11:07:31 Pacific Standard Time

Name: 180221M1_40, Date: 21-Feb-2018, Time: 22:34:15, ID: 1800269-07 WI-AF-FB-011218 0.11884, Description: WI-AF-FB-011218



Dataset: Z:\Projects\PFAS.PRO\Results\180221M1\180221M1-41.qld

Last Altered: Saturday, February 24, 2018 14:02:10 Pacific Standard Time

Printed: Saturday, February 24, 2018 14:11:08 Pacific Standard Time

Method: Z:\Projects\PFAS.PRO\MethDB\PFAS_FULL_80C_022118.mdb 22 Feb 2018 10:27:20

Calibration: Z:\Projects\PFAS.PRO\CurveDB\C18_VAL-PFAS_Q4_02-21-18-FULL.cdb 22 Feb 2018 11:04:24

Name: 180221M1_41, Date: 21-Feb-2018, Time: 22:45:44, ID: 1800269-08 WI-AF-EB04-SO-0118 0.11209, Description: WI-AF-EB04-SO-0118

	#	Name	Trace	Area	IS Area	Wt./Vol.	RRF	Pred.RT	RT	y Axis Resp.	Conc.	%Rec
1	3	PFBS	299.0 > 79.7		1.43e3	0.112		2.60				
2	5	PFHxA	313.2 > 268.9		2.84e3	0.112		3.19				
3	7	PFHpA	363.0 > 318.9		6.99e3	0.112		3.81				
4	8	L-PFHxS	398.9 > 79.6		1.02e3	0.112		3.85				
5	11	L-PFOA	413 > 368.7		9.63e3	0.112		4.22				
6	14	PFNA	463.0 > 418.8		6.93e3	0.112		4.76				
7	16	L-PFOS	499 > 79.9		2.82e3	0.112		4.74				
8	18	PFDA	513 > 468.8		7.19e3	0.112		5.14				
9	21	N-MeFOSAA	570.1 > 419		2.73e3	0.112		5.29				
10	22	N-EtFOSAA	584.2 > 419		2.87e3	0.112		5.45				
11	23	PFUdA	563.0 > 518.9		7.87e3	0.112		5.46				

Dataset: Z:\Projects\PFAS.PRO\Results\180221M1\180221M1-41.qld

Last Altered: Saturday, February 24, 2018 14:02:10 Pacific Standard Time

Printed: Saturday, February 24, 2018 14:11:24 Pacific Standard Time

Method: Z:\Projects\PFAS.PRO\MethDB\PFAS_FULL_80C_022118.mdb 22 Feb 2018 10:27:20

Calibration: Z:\Projects\PFAS.PRO\CurveDB\C18_VAL-PFAS_Q4_02-21-18-FULL.cdb 22 Feb 2018 11:04:24

Name: 180221M1_41, Date: 21-Feb-2018, Time: 22:45:44, ID: 1800269-08 WI-AF-EB04-SO-0118 0.11209, Description: WI-AF-EB04-SO-0118

#	Name	Trace	Area	IS Area	Wt./Vol.	RRF	Pred.RT	RT	y Axis Resp.	Conc.	%Rec	
1	25	PFDa	612.9 > 569.0	7.15e3	0.112		5.74					
2	27	PFTDA	662.9 > 618.9	7.87e3	0.112		5.98					
3	28	PFTeDA	712.9 > 668.8	3.51e3	0.112		6.20					
4	36	13C3-PFBS	302. > 98.8	1.43e3	9.72e3	0.112	0.121	2.69	2.56	1.84	135.4686	121.5
5	37	13C2-PFHxA	315 > 269.8	2.84e3	9.72e3	0.112	0.719	3.19	3.05	3.65	45.2926	101.5
6	38	13C4-PFHpA	367.2 > 321.8	6.99e3	9.72e3	0.112	0.722	3.81	3.67	8.99	111.0598	99.6
7	39	18O2-PFHxS	403.0 > 102.6	1.02e3	2.74e3	0.112	0.376	3.96	3.81	4.68	110.8453	99.4
8	40	13C2-PFOA	414.9 > 369.7	9.63e3	7.89e3	0.112	1.32	4.33	4.19	15.3	102.8659	92.2
9	41	13C5-PFNA	468.2 > 422.9	6.93e3	8.65e3	0.112	0.928	4.76	4.62	10.0	96.2684	86.3
10	42	13C8-PFOSA	506.1 > 77.7	1.35e3	1.15e4	0.112	0.235	4.83	4.68	1.47	55.8548	50.1
11	43	13C8-PFOS	507.0 > 79.9	2.82e3	3.11e3	0.112	1.03	4.84	4.70	11.3	98.3744	88.2
12	44	13C2-PFDA	515.1 > 469.9	7.19e3	9.52e3	0.112	1.02	5.14	4.99	9.44	82.8244	74.3
13	45	d3-N-MeFOSAA	573.3 > 419	2.73e3	1.15e4	0.112	0.412	5.29	5.14	2.97	64.4072	57.8
14	46	d5-N-EtFOSAA	589.3 > 419	2.87e3	1.15e4	0.112	0.418	5.45	5.30	3.12	66.7043	59.8
15	47	13C2-PFUdA	565 > 519.8	7.87e3	1.15e4	0.112	1.06	5.46	5.32	8.58	72.4843	65.0
16	48	13C2-PFDoA	615.0 > 569.7	7.15e3	1.15e4	0.112	0.949	5.74	5.60	7.80	73.3230	65.8
17	49	d3-N-MeFOSA	515.2 > 168.9		1.15e4	0.112	0.105	5.84				
18	50	13C2-PFTeDA	714.8 > 669.6	3.51e3	1.15e4	0.112	0.389	6.20	6.07	3.83	87.7428	78.7
19	51	d5-N-ETFOSA	531.1 > 168.9		1.15e4	0.112	0.160	6.22				
20	52	13C2-PFHxDA	815 > 769.7	3.16e3	1.15e4	0.112	0.833	6.51	6.41	3.44	36.8766	82.7
21	53	d7-N-MeFOSE	623.1 > 58.9		1.15e4	0.112	0.148	6.31				
22	54	d9-N-EtFOSE	639.2 > 58.8		1.15e4	0.112	0.131	6.45				
23	55	13C4-PFBA	217. > 171.8	8.32e3	8.32e3	0.112	1.00	1.46	1.33	12.5	111.5175	100.0
24	56	13C5-PFHxA	318 > 272.9	9.72e3	9.72e3	0.112	1.00	3.19	3.05	12.5	111.5175	100.0
25	57	13C3-PFHxS	401.9 > 79.9	2.74e3	2.74e3	0.112	1.00	3.96	3.81	12.5	111.5175	100.0
26	58	13C8-PFOA	421.3 > 376	7.89e3	7.89e3	0.112	1.00	4.33	4.18	12.5	111.5175	100.0
27	59	13C9-PFNA	472.2 > 426.9	8.65e3	8.65e3	0.112	1.00	4.70	4.62	12.5	111.5175	100.0
28	60	13C4-PFOS	503 > 79.9	3.11e3	3.11e3	0.112	1.00	4.84	4.70	12.5	111.5175	100.0
29	61	13C6-PFDA	519.1 > 473.7	9.52e3	9.52e3	0.112	1.00	5.14	4.99	12.5	111.5175	100.0
30	62	13C7-PFUdA	570.1 > 524.8	1.15e4	1.15e4	0.112	1.00	5.46	5.31	12.5	111.5175	100.0
31	63	Total PFHxS	398.9 > 79.6	0.00e0	1.02e3	0.112		3.85		0.000		
32	64	Total PFOA	413 > 368.7	0.00e0	9.63e3	0.112		4.21		0.000		

Dataset: Z:\Projects\PFAS.PRO\Results\180221M1\180221M1-41.qld

Last Altered: Saturday, February 24, 2018 14:02:10 Pacific Standard Time

Printed: Saturday, February 24, 2018 14:11:24 Pacific Standard Time

Name: 180221M1_41, Date: 21-Feb-2018, Time: 22:45:44, ID: 1800269-08 WI-AF-EB04-SO-0118 0.11209, Description: WI-AF-EB04-SO-0118

	# Name	Trace	Area	IS Area	Wt./Vol.	RRF	Pred.RT	RT	y Axis Resp.	Conc.	%Rec
33	65 Total PFOS	499 > 79.9	0.00e0	2.82e3	0.112		4.73		0.000		
34	66 Total N-MeFOSAA	570.1 > 419	0.00e0	2.73e3	0.112		5.29		0.000		
35	67 Total N-EtFOSAA	584.2 > 419	0.00e0	2.87e3	0.112		5.45		0.000		

Dataset: Z:\Projects\PFAS.PRO\Results\180221M1\180221M1-41.qld

Last Altered: Saturday, February 24, 2018 14:02:10 Pacific Standard Time

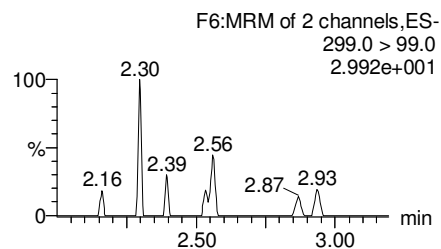
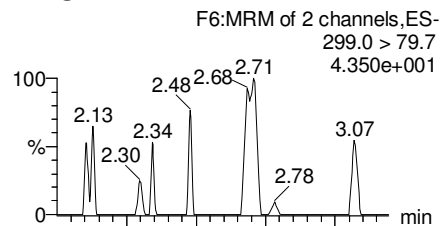
Printed: Saturday, February 24, 2018 14:11:24 Pacific Standard Time

Method: Z:\Projects\PFAS.PRO\MethDB\PFAS_FULL_80C_022118.mdb 22 Feb 2018 10:27:20

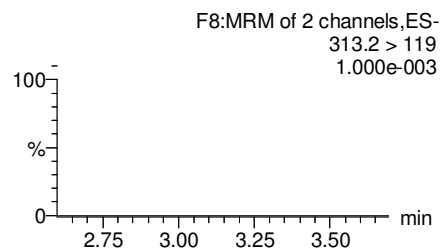
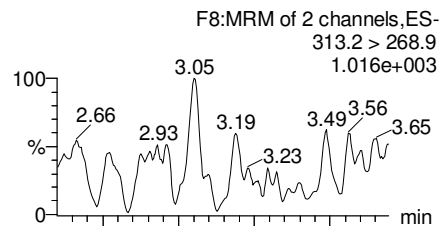
Calibration: Z:\Projects\PFAS.PRO\CurveDB\C18_VAL-PFAS_Q4_02-21-18-FULL.cdb 22 Feb 2018 11:04:24

Name: 180221M1_41, Date: 21-Feb-2018, Time: 22:45:44, ID: 1800269-08 WI-AF-EB04-SO-0118 0.11209, Description: WI-AF-EB04-SO-0118

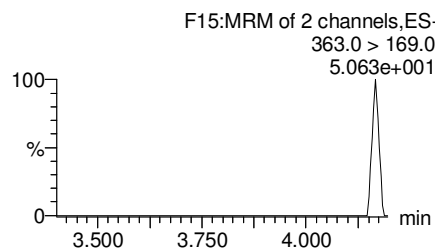
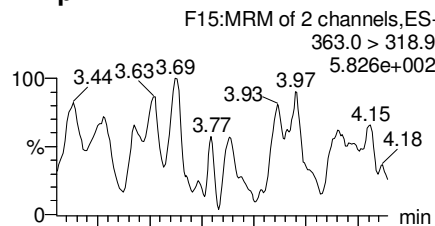
PFBS



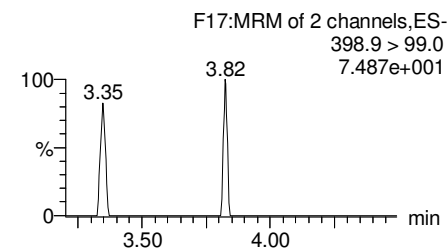
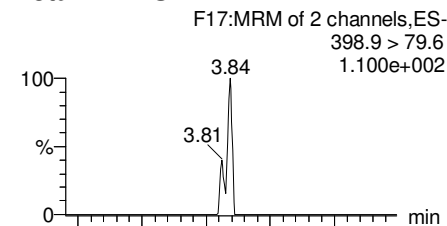
PFHxA



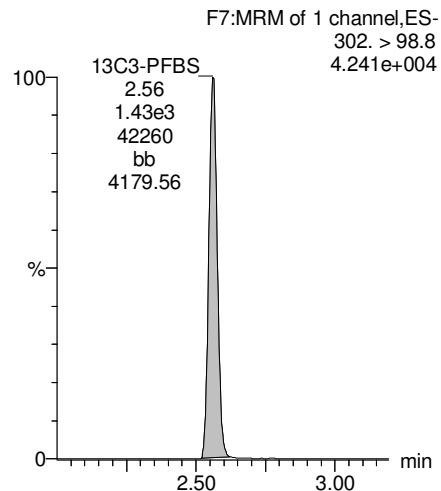
PFHpA



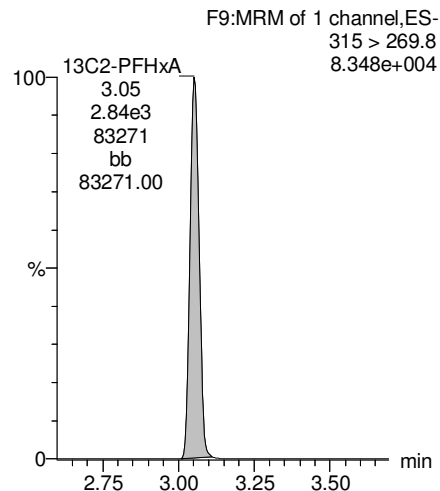
Total PFHxS



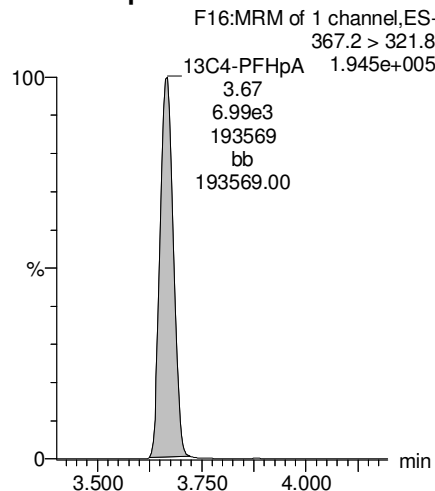
13C3-PFBS



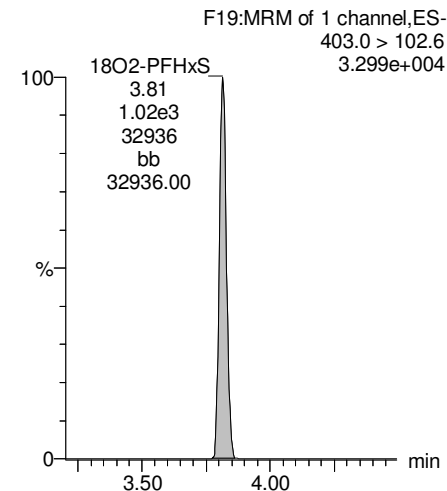
13C2-PFHxA



13C4-PFHpA



18O2-PFHxS



Dataset: Z:\Projects\PFAS.PRO\Results\180221M1\180221M1-41.qld

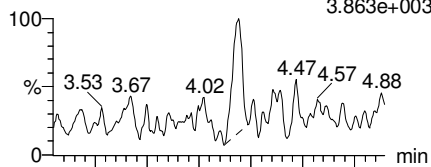
Last Altered: Saturday, February 24, 2018 14:02:10 Pacific Standard Time

Printed: Saturday, February 24, 2018 14:11:24 Pacific Standard Time

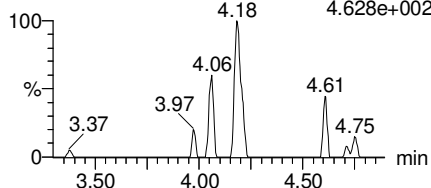
Name: 180221M1_41, Date: 21-Feb-2018, Time: 22:45:44, ID: 1800269-08 WI-AF-EB04-SO-0118 0.11209, Description: WI-AF-EB04-SO-0118

Total PFOA

F20:MRM of 2 channels,ES-
413 > 368.7
3.863e+003

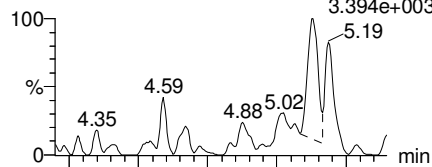


F20:MRM of 2 channels,ES-
413 > 169
4.628e+002




PFNA

F26:MRM of 2 channels,ES-
463.0 > 418.8
3.394e+003

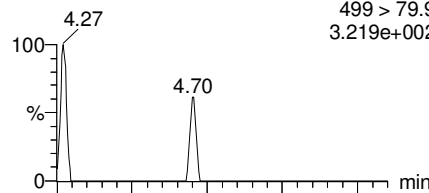


F26:MRM of 2 channels,ES-
463.0 > 219.0
1.000e-003

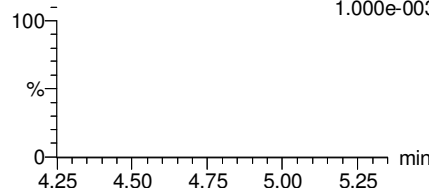


Total PFOS

F31:MRM of 2 channels,ES-
499 > 79.9
3.219e+002

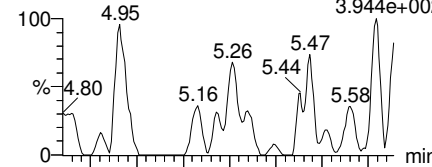


F31:MRM of 2 channels,ES-
499 > 99
1.000e-003

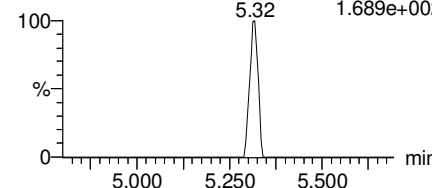


PFDA

F36:MRM of 2 channels,ES-
513 > 468.8
3.944e+002

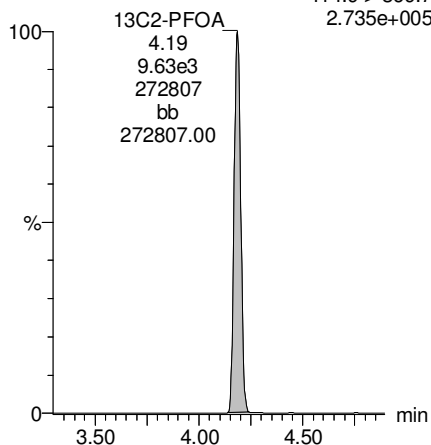


F36:MRM of 2 channels,ES-
513 > 219
1.689e+002



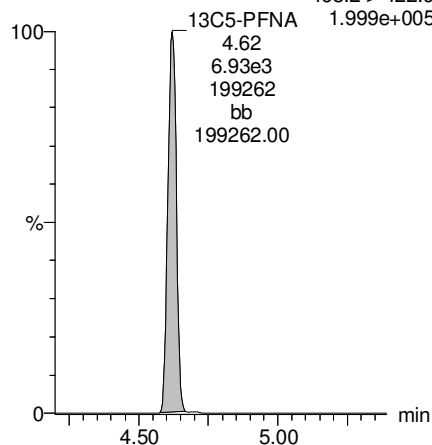
13C2-PFOA

F21:MRM of 1 channel,ES-
414.9 > 369.7
2.735e+005



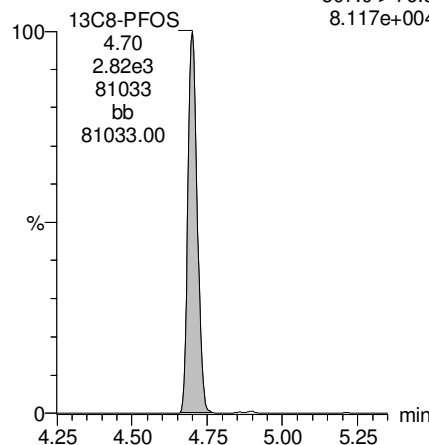
13C5-PFNA

F27:MRM of 1 channel,ES-
468.2 > 422.9
1.999e+005



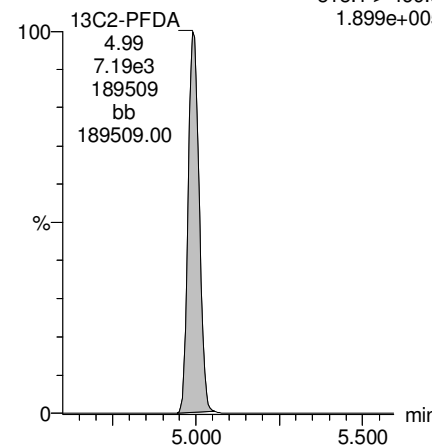
13C8-PFOS

F34:MRM of 1 channel,ES-
507.0 > 79.9
8.117e+004



13C2-PFDA

F37:MRM of 1 channel,ES-
515.1 > 469.9
1.899e+005



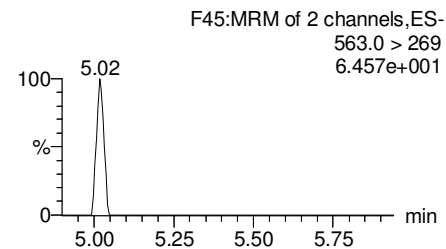
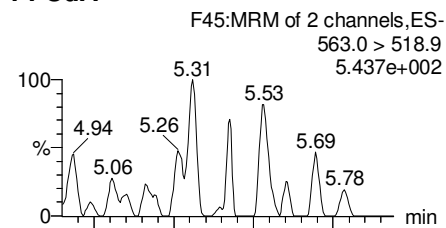
Dataset: Z:\Projects\PFAS.PRO\Results\180221M1\180221M1-41.qld

Last Altered: Saturday, February 24, 2018 14:02:10 Pacific Standard Time

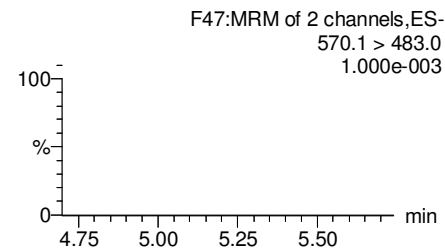
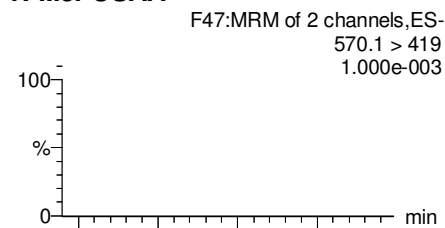
Printed: Saturday, February 24, 2018 14:11:24 Pacific Standard Time

Name: 180221M1_41, Date: 21-Feb-2018, Time: 22:45:44, ID: 1800269-08 WI-AF-EB04-SO-0118 0.11209, Description: WI-AF-EB04-SO-0118

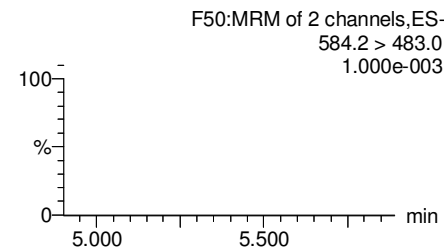
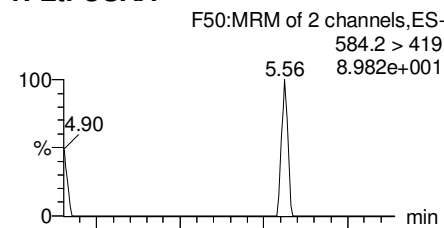
PFUdA



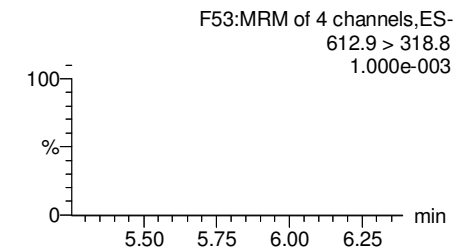
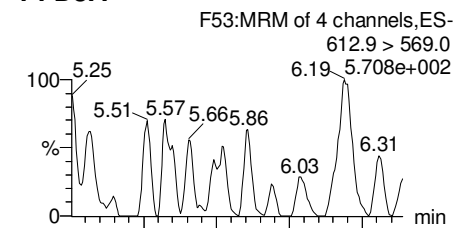
N-MeFOSAA



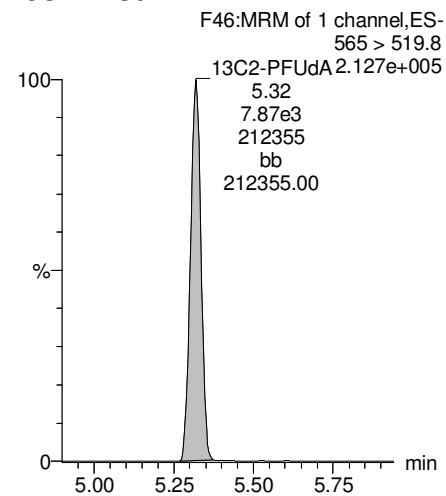
N-EtFOSAA



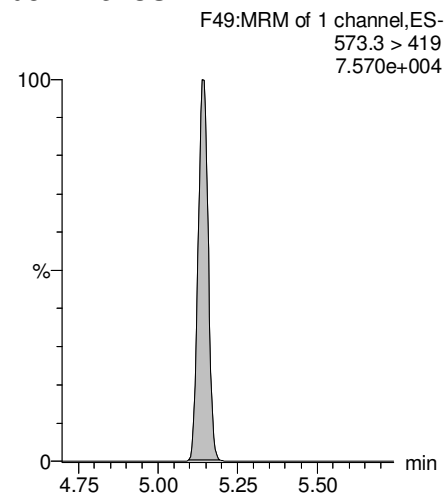
PFDaA



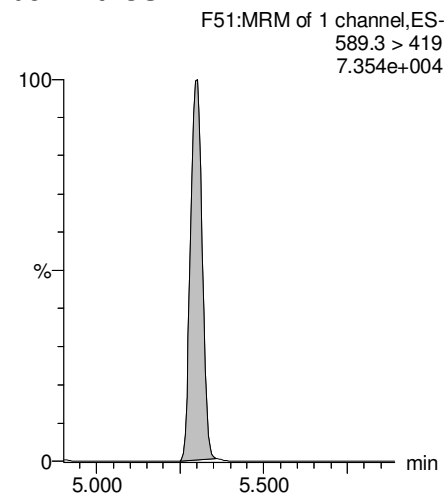
13C2-PFUdA



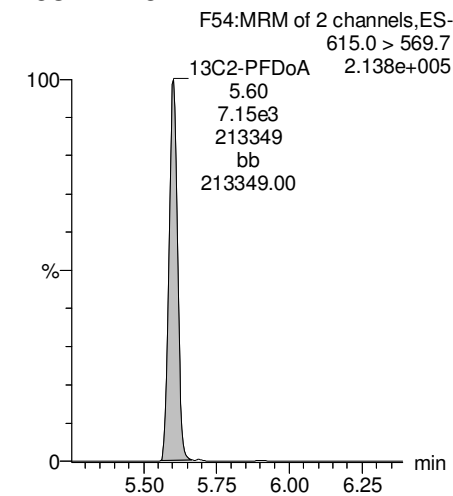
d3-N-MeFOSAA



d5-N-EtFOSAA



13C2-PFDaA



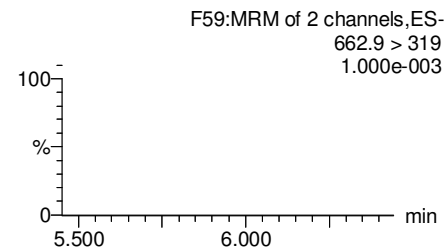
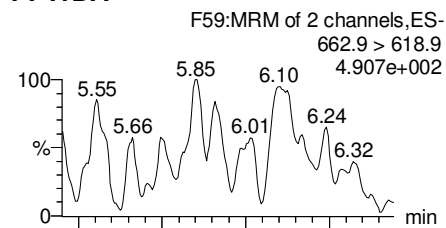
Dataset: Z:\Projects\PFAS.PRO\Results\180221M1\180221M1-41.qld

Last Altered: Saturday, February 24, 2018 14:02:10 Pacific Standard Time

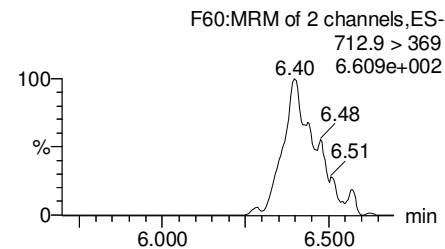
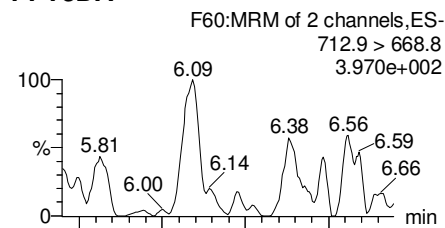
Printed: Saturday, February 24, 2018 14:11:24 Pacific Standard Time

Name: 180221M1_41, Date: 21-Feb-2018, Time: 22:45:44, ID: 1800269-08 WI-AF-EB04-SO-0118 0.11209, Description: WI-AF-EB04-SO-0118

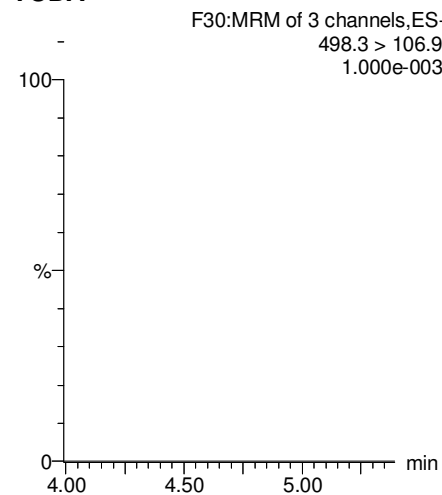
PFTrDA



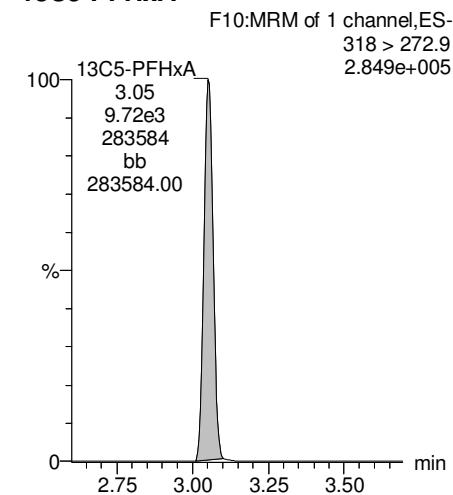
PFTeDA



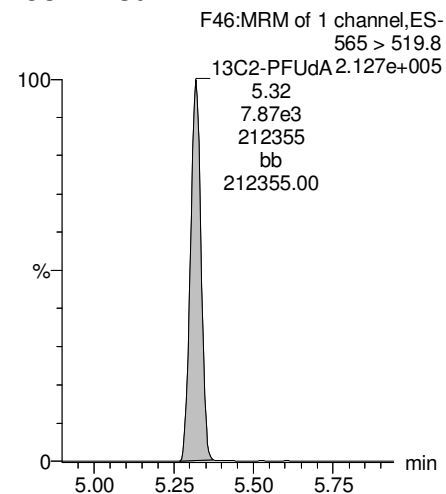
TCDA



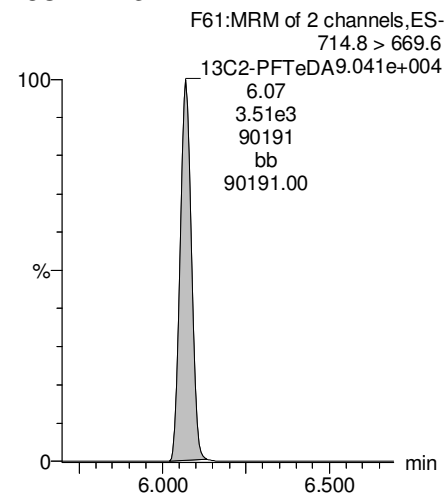
13C5-PFHxA



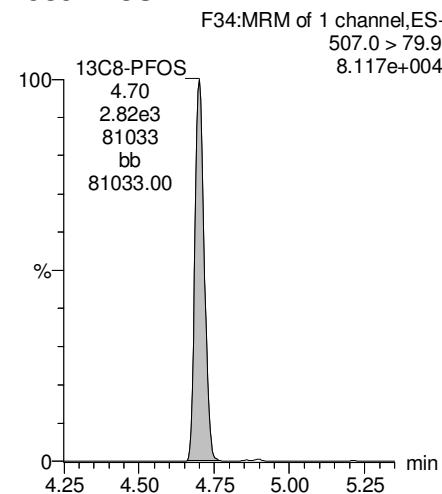
13C2-PFUdA



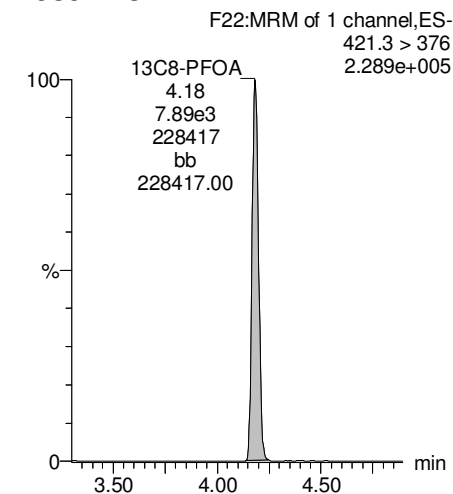
13C2-PFTeDA



13C8-PFOS



13C8-PFOA

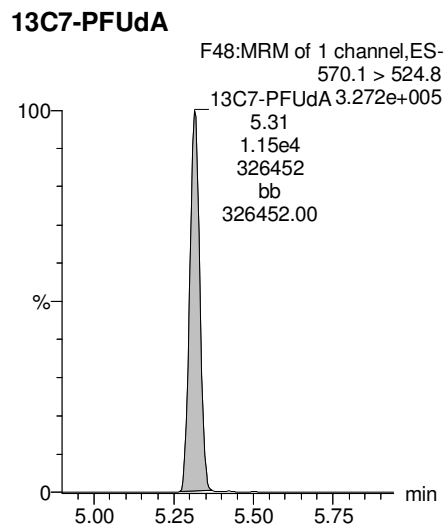
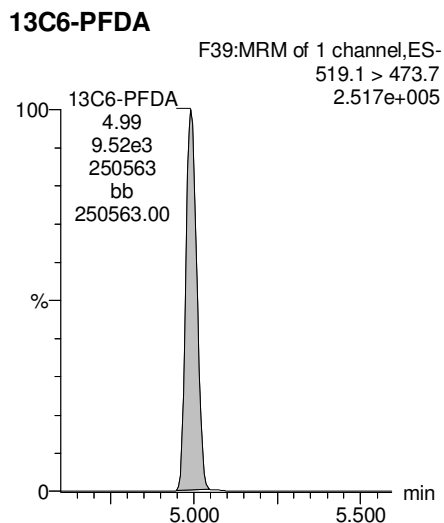
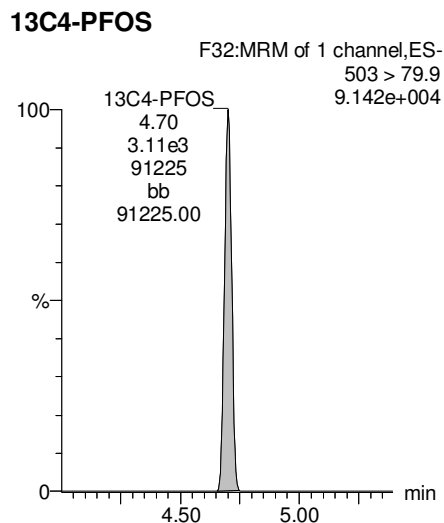
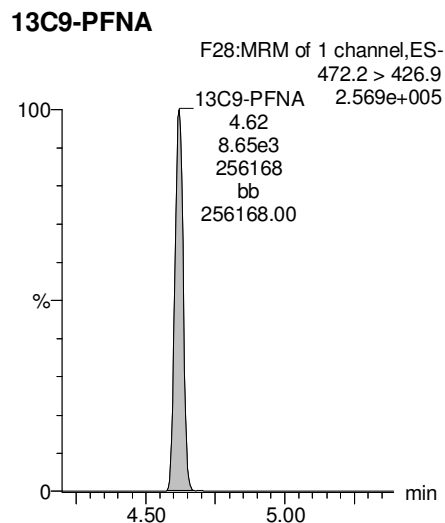
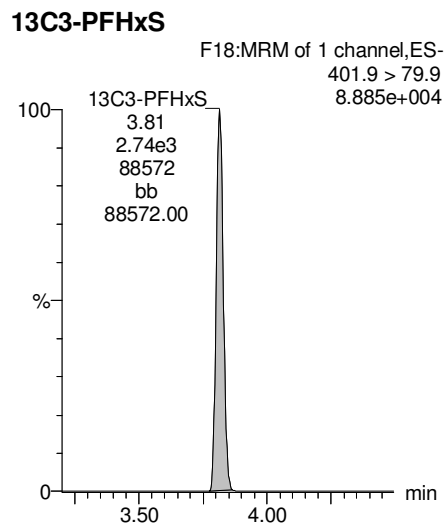


Dataset: Z:\Projects\PFAS.PRO\Results\180221M1\180221M1-41.qld

Last Altered: Saturday, February 24, 2018 14:02:10 Pacific Standard Time

Printed: Saturday, February 24, 2018 14:11:24 Pacific Standard Time

Name: 180221M1_41, Date: 21-Feb-2018, Time: 22:45:44, ID: 1800269-08 WI-AF-EB04-SO-0118 0.11209, Description: WI-AF-EB04-SO-0118



Dataset: Z:\Projects\PFAS.PRO\Results\180221M1\180221M1-42.qld

Last Altered: Saturday, February 24, 2018 11:19:08 Pacific Standard Time

Printed: Saturday, February 24, 2018 11:20:49 Pacific Standard Time

Method: Z:\Projects\PFAS.PRO\MethDB\PFAS_FULL_80C_022118.mdb 22 Feb 2018 10:27:20

Calibration: Z:\Projects\PFAS.PRO\CurveDB\C18_VAL-PFAS_Q4_02-21-18-FULL.cdb 22 Feb 2018 11:04:24

Name: 180221M1_42, Date: 21-Feb-2018, Time: 22:57:13, ID: 1800269-09 WI-AF-FB-012618 0.11891, Description: WI-AF-FB-012618

	# Name	Trace	Area	IS Area	Wt./Vol.	RRF	Pred.RT	RT	y Axis Resp.	Conc.	%Rec
1	3 PFBS	299.0 > 79.7		1.35e3	0.119		2.60				
2	5 PFHxA	313.2 > 268.9		2.59e3	0.119		3.19				
3	7 PFHpA	363.0 > 318.9		6.37e3	0.119		3.81				
4	8 L-PFHxS	398.9 > 79.6	1.18e0	1.01e3	0.119		3.85	3.83	0.0146	0.5476	
5	11 L-PFOA	413 > 368.7	1.16e2	9.93e3	0.119		4.22	4.19	0.146	0.7250	
6	14 PFNA	463.0 > 418.8		7.44e3	0.119		4.76				
7	16 L-PFOS	499 > 79.9		2.46e3	0.119		4.74				
8	18 PFDA	513 > 468.8		8.61e3	0.119		5.14				
9	21 N-MeFOSAA	570.1 > 419		3.43e3	0.119		5.29				
10	22 N-EtFOSAA	584.2 > 419		3.42e3	0.119		5.45				
11	23 PFUdA	563.0 > 518.9		7.95e3	0.119		5.46				

Dataset: Z:\Projects\PFAS.PRO\Results\180221M1\180221M1-42.qld

Last Altered: Saturday, February 24, 2018 11:19:08 Pacific Standard Time

Printed: Saturday, February 24, 2018 11:21:03 Pacific Standard Time

Method: Z:\Projects\PFAS.PRO\MethDB\PFAS_FULL_80C_022118.mdb 22 Feb 2018 10:27:20

Calibration: Z:\Projects\PFAS.PRO\CurveDB\C18_VAL-PFAS_Q4_02-21-18-FULL.cdb 22 Feb 2018 11:04:24

Name: 180221M1_42, Date: 21-Feb-2018, Time: 22:57:13, ID: 1800269-09 WI-AF-FB-012618 0.11891, Description: WI-AF-FB-012618

#	Name	Trace	Area	IS Area	Wt./Vol.	RRF	Pred.RT	RT	y Axis Resp.	Conc.	%Rec	
1	25	PFDa	612.9 > 569.0	8.25e3	0.119		5.74					
2	27	PFTDA	662.9 > 618.9	7.95e3	0.119		5.98					
3	28	PFTeDA	712.9 > 668.8	4.83e3	0.119		6.20					
4	36	13C3-PFBS	302. > 98.8	1.35e3	9.08e3	0.119	0.121	2.69	2.56	1.86	129.1406	122.8
5	37	13C2-PFHxA	315 > 269.8	2.59e3	9.08e3	0.119	0.719	3.19	3.06	3.57	41.7559	99.3
6	38	13C4-PFHpA	367.2 > 321.8	6.37e3	9.08e3	0.119	0.722	3.81	3.67	8.77	102.0599	97.1
7	39	18O2-PFHxS	403.0 > 102.6	1.01e3	2.38e3	0.119	0.376	3.96	3.82	5.33	119.0684	113.3
8	40	13C2-PFOA	414.9 > 369.7	9.93e3	7.76e3	0.119	1.32	4.33	4.19	16.0	101.5710	96.6
9	41	13C5-PFNA	468.2 > 422.9	7.44e3	8.54e3	0.119	0.928	4.76	4.62	10.9	98.6023	93.8
10	42	13C8-PFOSA	506.1 > 77.7	1.22e3	1.19e4	0.119	0.235	4.83	4.68	1.28	45.8977	43.7
11	43	13C8-PFOS	507.0 > 79.9	2.46e3	2.46e3	0.119	1.03	4.84	4.70	12.5	102.6150	97.6
12	44	13C2-PFDA	515.1 > 469.9	8.61e3	1.14e4	0.119	1.02	5.14	5.00	9.43	78.0233	74.2
13	45	d3-N-MeFOSAA	573.3 > 419	3.43e3	1.19e4	0.119	0.412	5.29	5.14	3.61	73.7994	70.2
14	46	d5-N-EtFOSAA	589.3 > 419	3.42e3	1.19e4	0.119	0.418	5.45	5.31	3.60	72.4543	68.9
15	47	13C2-PFUdA	565 > 519.8	7.95e3	1.19e4	0.119	1.06	5.46	5.32	8.37	66.6079	63.4
16	48	13C2-PFDoA	615.0 > 569.7	8.25e3	1.19e4	0.119	0.949	5.74	5.60	8.69	76.9454	73.2
17	49	d3-N-MeFOSA	515.2 > 168.9		1.19e4	0.119	0.105	5.84				
18	50	13C2-PFTeDA	714.8 > 669.6	4.83e3	1.19e4	0.119	0.389	6.20	6.07	5.08	109.8572	104.5
19	51	d5-N-ETFOSA	531.1 > 168.9		1.19e4	0.119	0.160	6.22				
20	52	13C2-PFHxDA	815 > 769.7	3.47e3	1.19e4	0.119	0.833	6.51	6.41	3.65	36.8023	87.5
21	53	d7-N-MeFOSE	623.1 > 58.9		1.19e4	0.119	0.148	6.31				
22	54	d9-N-EtFOSE	639.2 > 58.8		1.19e4	0.119	0.131	6.45				
23	55	13C4-PFBA	217. > 171.8	7.71e3	7.71e3	0.119	1.00	1.46	1.33	12.5	105.1215	100.0
24	56	13C5-PFHxA	318 > 272.9	9.08e3	9.08e3	0.119	1.00	3.19	3.05	12.5	105.1215	100.0
25	57	13C3-PFHxS	401.9 > 79.9	2.38e3	2.38e3	0.119	1.00	3.96	3.82	12.5	105.1215	100.0
26	58	13C8-PFOA	421.3 > 376	7.76e3	7.76e3	0.119	1.00	4.33	4.19	12.5	105.1215	100.0
27	59	13C9-PFNA	472.2 > 426.9	8.54e3	8.54e3	0.119	1.00	4.70	4.62	12.5	105.1215	100.0
28	60	13C4-PFOS	503 > 79.9	2.46e3	2.46e3	0.119	1.00	4.84	4.71	12.5	105.1215	100.0
29	61	13C6-PFDA	519.1 > 473.7	1.14e4	1.14e4	0.119	1.00	5.14	5.00	12.5	105.1215	100.0
30	62	13C7-PFUdA	570.1 > 524.8	1.19e4	1.19e4	0.119	1.00	5.46	5.32	12.5	105.1215	100.0
31	63	Total PFHxS	398.9 > 79.6	1.18e0	1.01e3	0.119		3.85		0.0146	0.5476	
32	64	Total PFOA	413 > 368.7	1.16e2	9.93e3	0.119		4.21		0.146	0.7250	

Dataset: Z:\Projects\PFAS.PRO\Results\180221M1\180221M1-42.qld

Last Altered: Saturday, February 24, 2018 11:19:08 Pacific Standard Time

Printed: Saturday, February 24, 2018 11:21:03 Pacific Standard Time

Name: 180221M1_42, Date: 21-Feb-2018, Time: 22:57:13, ID: 1800269-09 WI-AF-FB-012618 0.11891, Description: WI-AF-FB-012618

	# Name	Trace	Area	IS Area	Wt./Vol.	RRF	Pred.RT	RT	y Axis Resp.	Conc.	%Rec
33	65 Total PFOS	499 > 79.9	0.00e0	2.46e3	0.119		4.73		0.000		
34	66 Total N-MeFOSAA	570.1 > 419	0.00e0	3.43e3	0.119		5.29		0.000		
35	67 Total N-EtFOSAA	584.2 > 419	0.00e0	3.42e3	0.119		5.45		0.000		

Dataset: Z:\Projects\PFAS.PRO\Results\180221M1\180221M1-42.qld

Last Altered: Saturday, February 24, 2018 11:19:08 Pacific Standard Time

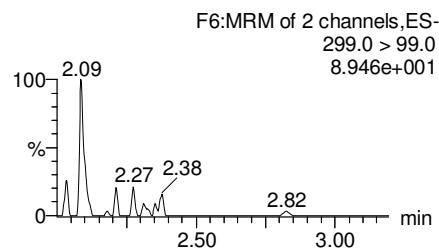
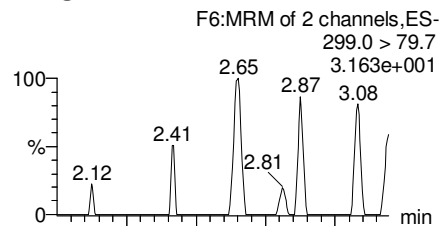
Printed: Saturday, February 24, 2018 11:21:03 Pacific Standard Time

Method: Z:\Projects\PFAS.PRO\MethDB\PFAS_FULL_80C_022118.mdb 22 Feb 2018 10:27:20

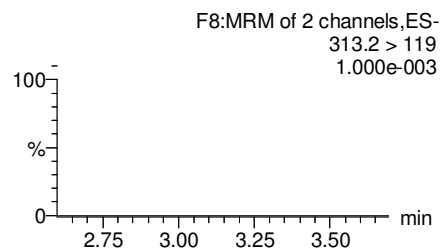
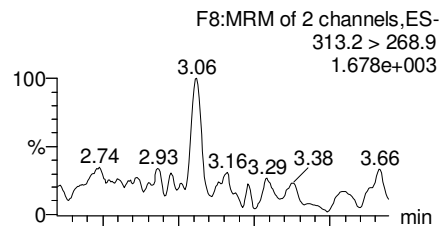
Calibration: Z:\Projects\PFAS.PRO\CurveDB\C18_VAL-PFAS_Q4_02-21-18-FULL.cdb 22 Feb 2018 11:04:24

Name: 180221M1_42, Date: 21-Feb-2018, Time: 22:57:13, ID: 1800269-09 WI-AF-FB-012618 0.11891, Description: WI-AF-FB-012618

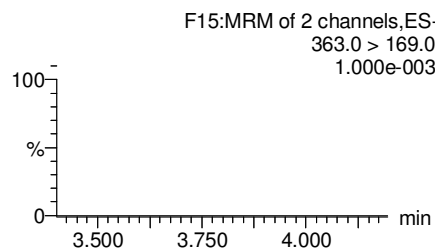
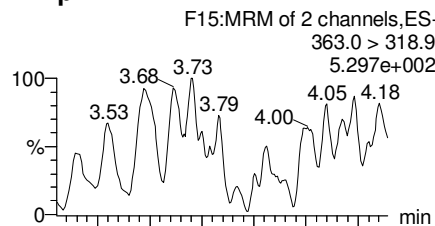
PFBS



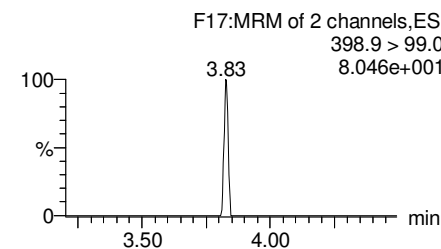
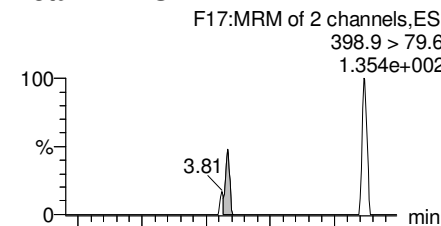
PFHxA



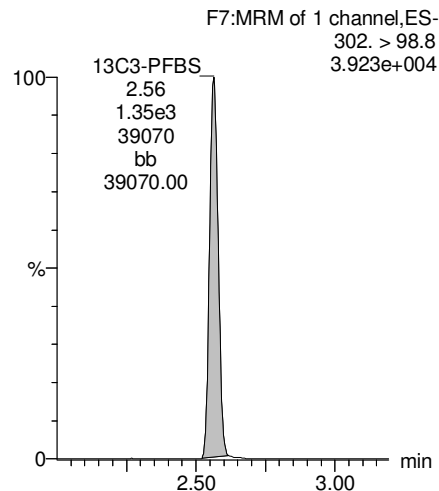
PFHpA



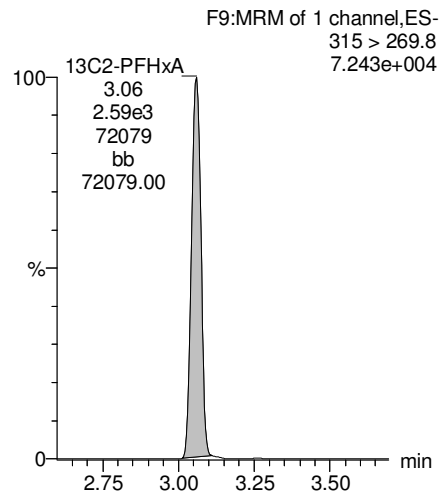
Total PFHxS



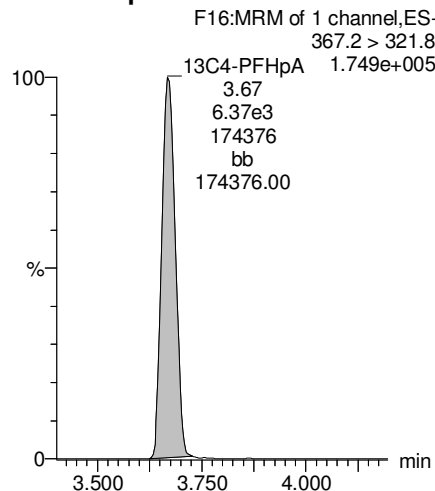
13C3-PFBS



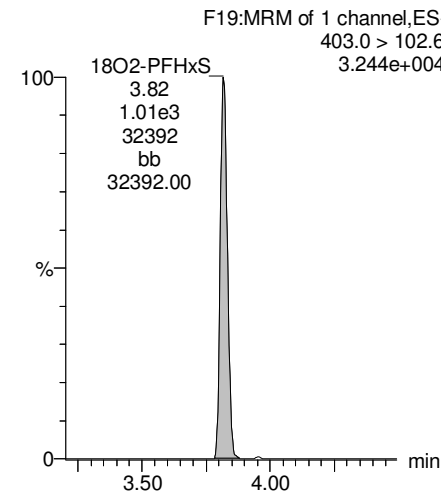
13C2-PFHxA



13C4-PFHpA



18O2-PFHxS



Dataset: Z:\Projects\PFAS.PRO\Results\180221M1\180221M1-42.qld

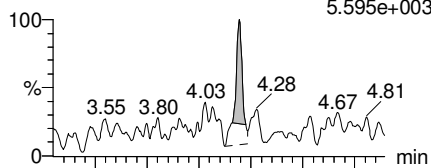
Last Altered: Saturday, February 24, 2018 11:19:08 Pacific Standard Time

Printed: Saturday, February 24, 2018 11:21:03 Pacific Standard Time

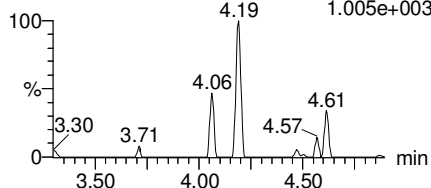
Name: 180221M1_42, Date: 21-Feb-2018, Time: 22:57:13, ID: 1800269-09 WI-AF-FB-012618 0.11891, Description: WI-AF-FB-012618

Total PFOA

F20:MRM of 2 channels,ES-
413 > 368.7
5.595e+003

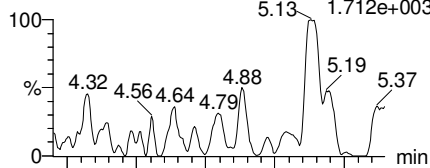


F20:MRM of 2 channels,ES-
413 > 169
1.005e+003




PFNA

F26:MRM of 2 channels,ES-
463.0 > 418.8
1.712e+003

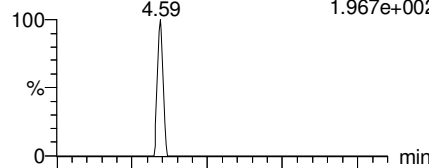


F26:MRM of 2 channels,ES-
463.0 > 219.0
1.000e-003

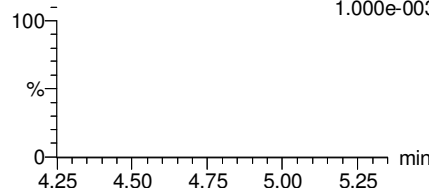


Total PFOS

F31:MRM of 2 channels,ES-
499 > 79.9
1.967e+002

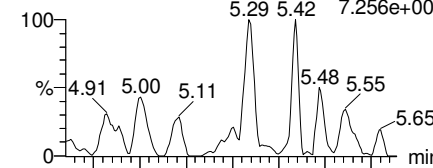


F31:MRM of 2 channels,ES-
499 > 99
1.000e-003

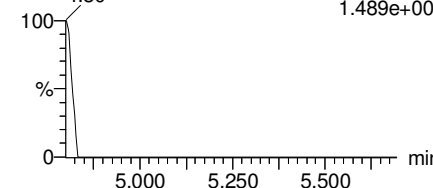


PFDA

F36:MRM of 2 channels,ES-
513 > 468.8
7.256e+002

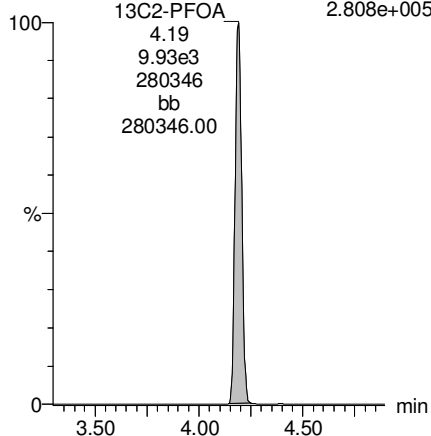


F36:MRM of 2 channels,ES-
513 > 219
1.489e+002



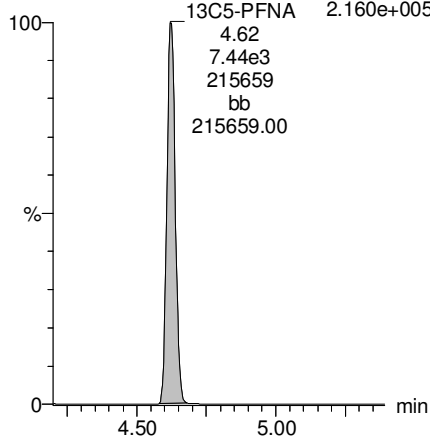
13C2-PFOA

F21:MRM of 1 channel,ES-
414.9 > 369.7
2.808e+005



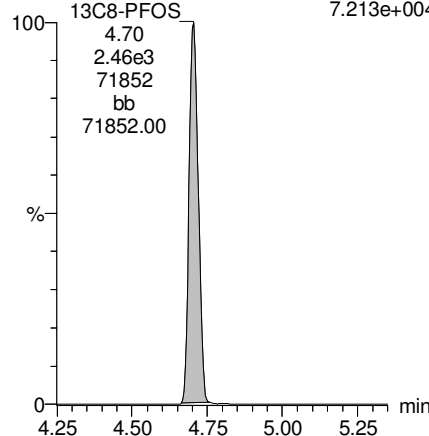
13C5-PFNA

F27:MRM of 1 channel,ES-
468.2 > 422.9
2.160e+005



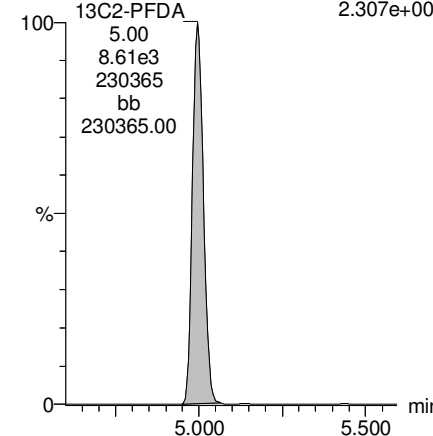
13C8-PFOS

F34:MRM of 1 channel,ES-
507.0 > 79.9
7.213e+004



13C2-PFDA

F37:MRM of 1 channel,ES-
515.1 > 469.9
2.307e+005



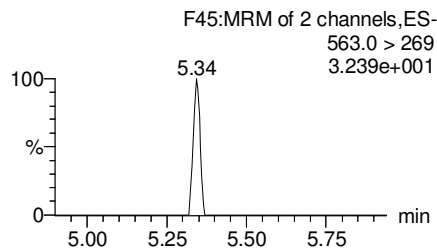
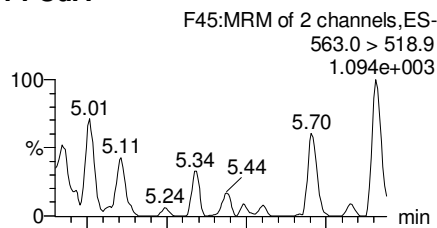
Dataset: Z:\Projects\PFAS.PRO\Results\180221M1\180221M1-42.qld

Last Altered: Saturday, February 24, 2018 11:19:08 Pacific Standard Time

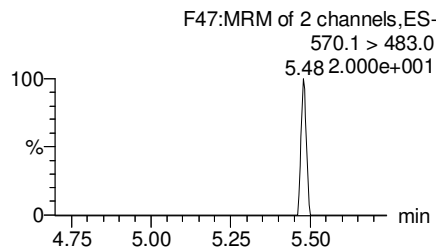
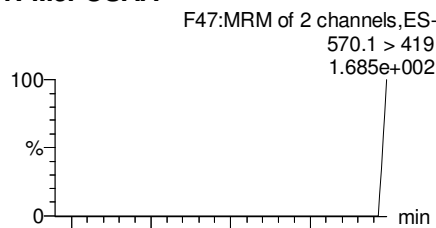
Printed: Saturday, February 24, 2018 11:21:03 Pacific Standard Time

Name: 180221M1_42, Date: 21-Feb-2018, Time: 22:57:13, ID: 1800269-09 WI-AF-FB-012618 0.11891, Description: WI-AF-FB-012618

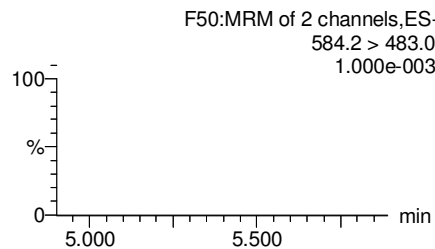
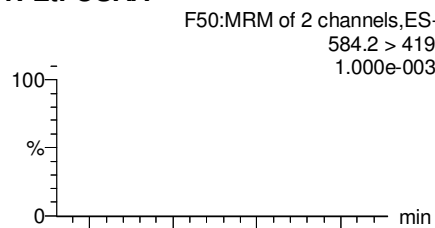
PFUdA



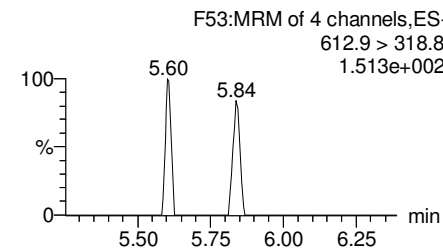
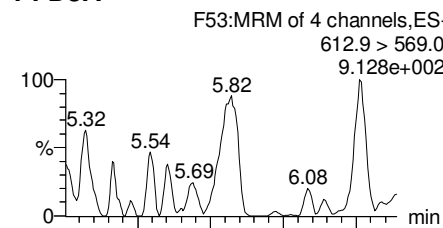
N-MeFOSAA



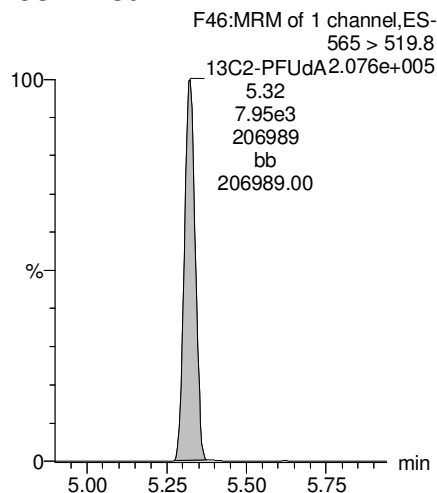
N-EtFOSAA



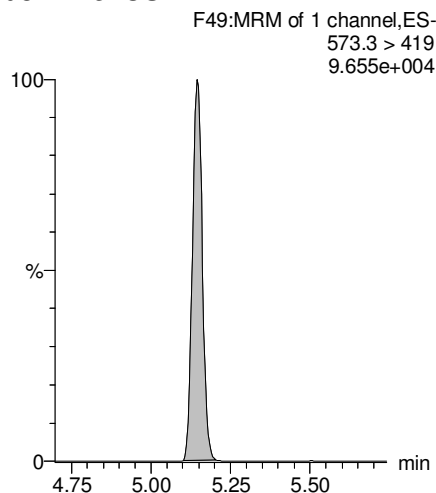
PFDaA



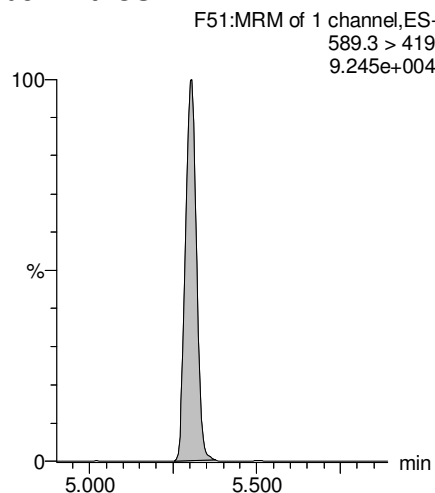
13C2-PFUdA



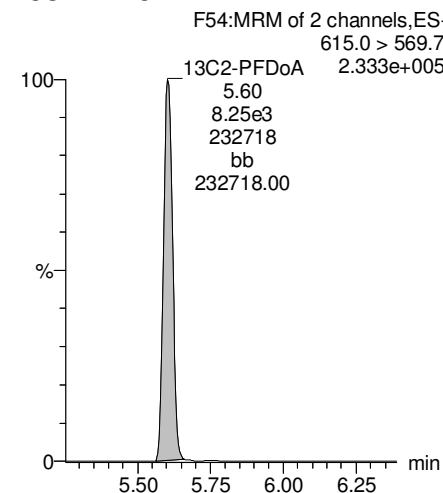
d3-N-MeFOSAA



d5-N-EtFOSAA



13C2-PFDaA



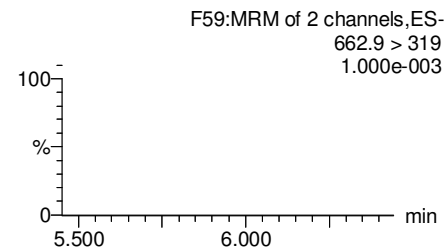
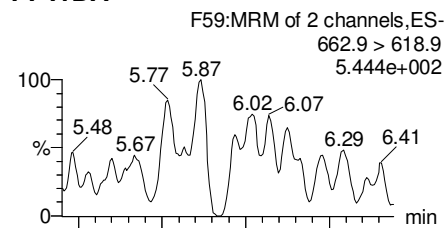
Dataset: Z:\Projects\PFAS.PRO\Results\180221M1\180221M1-42.qld

Last Altered: Saturday, February 24, 2018 11:19:08 Pacific Standard Time

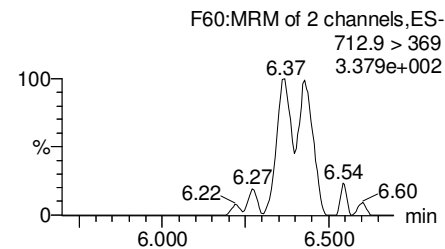
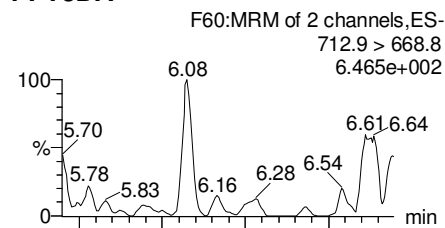
Printed: Saturday, February 24, 2018 11:21:03 Pacific Standard Time

Name: 180221M1_42, Date: 21-Feb-2018, Time: 22:57:13, ID: 1800269-09 WI-AF-FB-012618 0.11891, Description: WI-AF-FB-012618

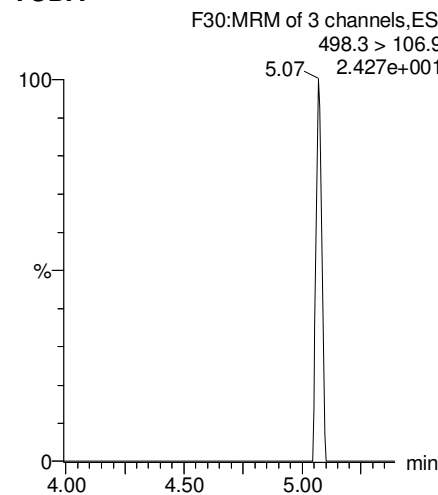
PFTrDA



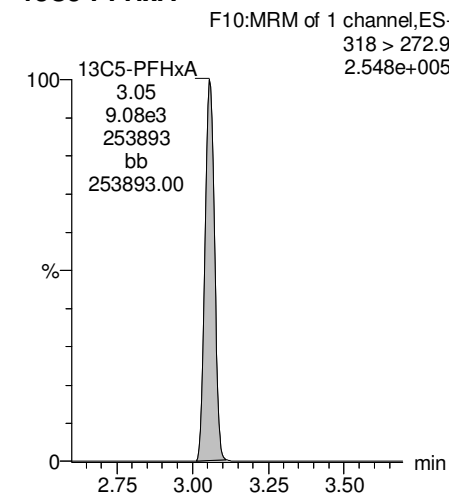
PFTeDA



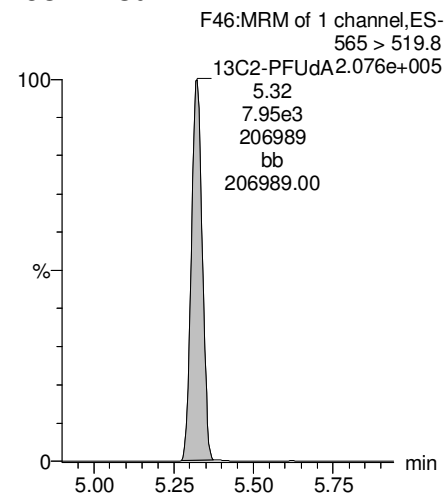
TCDA



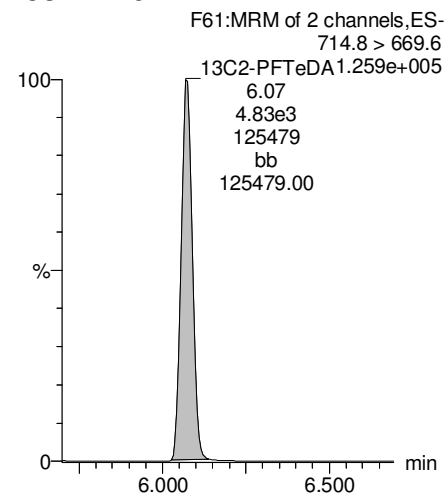
13C5-PFHxA



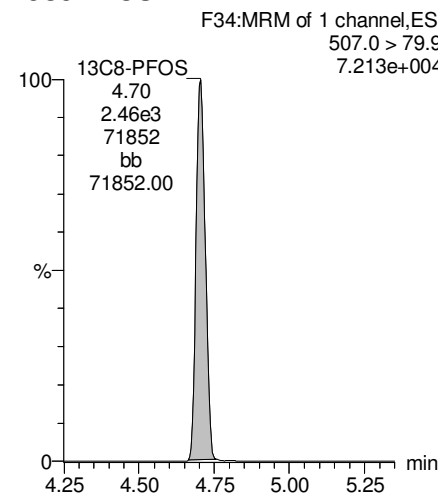
13C2-PFUDa



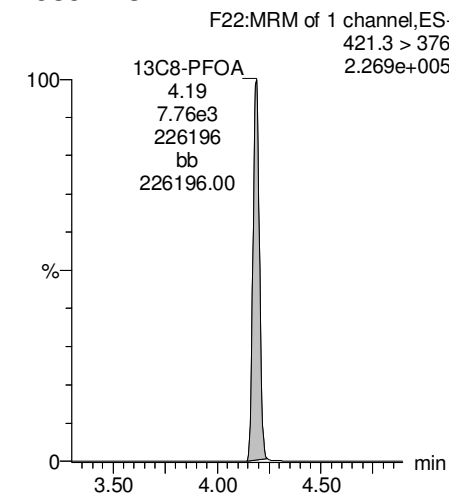
13C2-PFTeDA



13C8-PFOS



13C8-PFOA

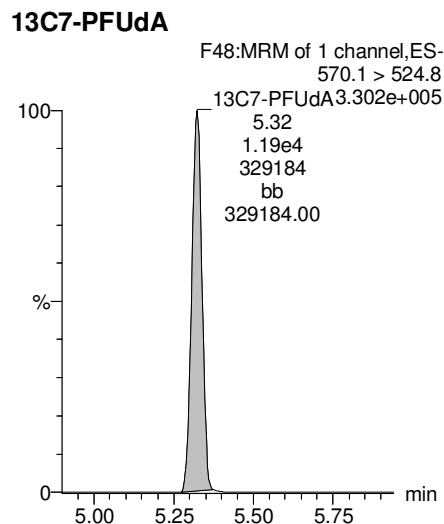
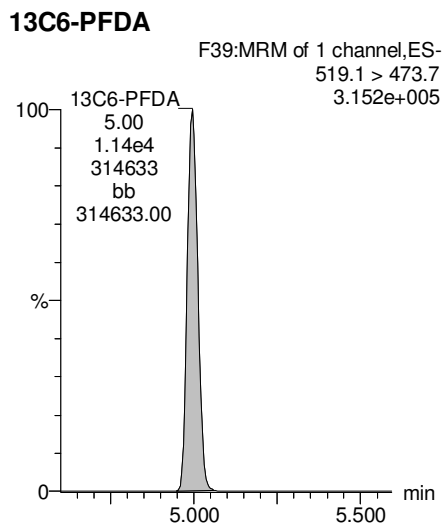
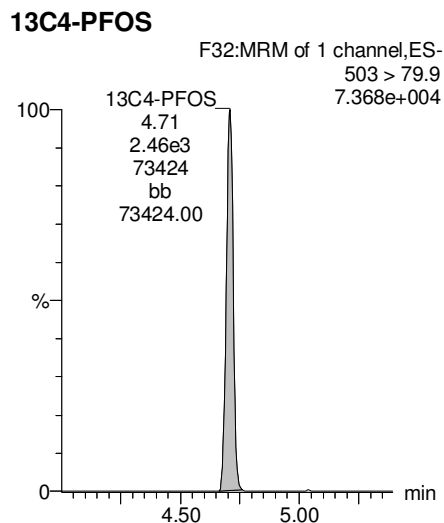
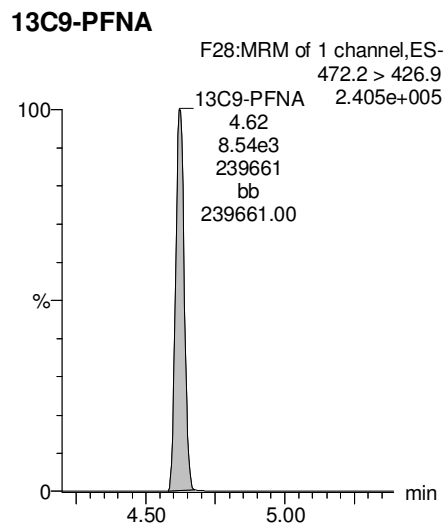
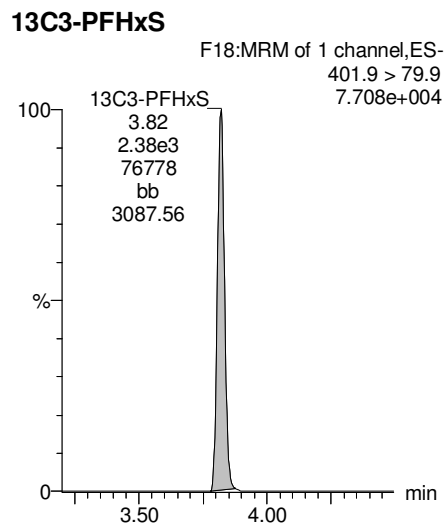


Dataset: Z:\Projects\PFAS.PRO\Results\180221M1\180221M1-42.qld

Last Altered: Saturday, February 24, 2018 11:19:08 Pacific Standard Time

Printed: Saturday, February 24, 2018 11:21:03 Pacific Standard Time

Name: 180221M1_42, Date: 21-Feb-2018, Time: 22:57:13, ID: 1800269-09 WI-AF-FB-012618 0.11891, Description: WI-AF-FB-012618



Dataset: Z:\Projects\PFAS.PRO\Results\180221M1\180221M1-43.qld

Last Altered: Saturday, February 24, 2018 11:26:57 Pacific Standard Time

Printed: Saturday, February 24, 2018 11:27:56 Pacific Standard Time

Method: Z:\Projects\PFAS.PRO\MethDB\PFAS_FULL_80C_022118.mdb 22 Feb 2018 10:27:20

Calibration: Z:\Projects\PFAS.PRO\CurveDB\C18_VAL-PFAS_Q4_02-21-18-FULL.cdb 22 Feb 2018 11:04:24

Name: 180221M1_43, Date: 21-Feb-2018, Time: 23:08:43, ID: 1800269-10 WI-AF-EB10-0118 0.12107, Description: WI-AF-EB10-0118

	#	Name	Trace	Area	IS Area	Wt./Vol.	RRF	Pred.RT	RT	y Axis Resp.	Conc.	%Rec
1	3	PFBS	299.0 > 79.7	3.67e-1	1.29e3	0.121		2.60	2.58	0.00355		
2	5	PFHxA	313.2 > 268.9		2.50e3	0.121		3.19				
3	7	PFHpA	363.0 > 318.9		6.84e3	0.121		3.81				
4	8	L-PFHxS	398.9 > 79.6		7.69e2	0.121		3.85				
5	11	L-PFOA	413 > 368.7		1.07e4	0.121		4.22				
6	14	PFNA	463.0 > 418.8		6.67e3	0.121		4.76				
7	16	L-PFOS	499 > 79.9		2.04e3	0.121		4.74				
8	18	PFDA	513 > 468.8		7.36e3	0.121		5.14				
9	21	N-MeFOSAA	570.1 > 419		3.09e3	0.121		5.29				
10	22	N-EtFOSAA	584.2 > 419		3.65e3	0.121		5.45				
11	23	PFUdA	563.0 > 518.9		8.61e3	0.121		5.46				

Dataset: Z:\Projects\PFAS.PRO\Results\180221M1\180221M1-43.qld

Last Altered: Saturday, February 24, 2018 11:26:57 Pacific Standard Time

Printed: Saturday, February 24, 2018 11:28:08 Pacific Standard Time

Method: Z:\Projects\PFAS.PRO\MethDB\PFAS_FULL_80C_022118.mdb 22 Feb 2018 10:27:20

Calibration: Z:\Projects\PFAS.PRO\CurveDB\C18_VAL-PFAS_Q4_02-21-18-FULL.cdb 22 Feb 2018 11:04:24

Name: 180221M1_43, Date: 21-Feb-2018, Time: 23:08:43, ID: 1800269-10 WI-AF-EB10-0118 0.12107, Description: WI-AF-EB10-0118

#	Name	Trace	Area	IS Area	Wt./Vol.	RRF	Pred.RT	RT	y Axis Resp.	Conc.	%Rec	
1	25	PFDa	612.9 > 569.0	7.16e3	0.121		5.74					
2	27	PFTDA	662.9 > 618.9	8.61e3	0.121		5.98					
3	28	PFTeDA	712.9 > 668.8	3.74e3	0.121		6.20					
4	36	13C3-PFBS	302. > 98.8	1.29e3	9.59e3	0.121	0.121	2.69	2.57	1.68	115.1331	111.5
5	37	13C2-PFHxA	315 > 269.8	2.50e3	9.59e3	0.121	0.719	3.19	3.06	3.27	37.5258	90.9
6	38	13C4-PFHpA	367.2 > 321.8	6.84e3	9.59e3	0.121	0.722	3.81	3.68	8.92	101.9756	98.8
7	39	18O2-PFHxS	403.0 > 102.6	7.69e2	2.36e3	0.121	0.376	3.96	3.82	4.08	89.5740	86.8
8	40	13C2-PFOA	414.9 > 369.7	1.07e4	7.58e3	0.121	1.32	4.33	4.20	17.7	110.6073	107.1
9	41	13C5-PFNA	468.2 > 422.9	6.67e3	7.29e3	0.121	0.928	4.76	4.63	11.4	101.6987	98.5
10	42	13C8-PFOSA	506.1 > 77.7	1.20e3	1.09e4	0.121	0.235	4.83	4.69	1.37	48.2160	46.7
11	43	13C8-PFOS	507.0 > 79.9	2.04e3	2.37e3	0.121	1.03	4.84	4.71	10.8	87.0011	84.3
12	44	13C2-PFDA	515.1 > 469.9	7.36e3	9.35e3	0.121	1.02	5.14	5.00	9.84	79.8983	77.4
13	45	d3-N-MeFOSAA	573.3 > 419	3.09e3	1.09e4	0.121	0.412	5.29	5.15	3.54	71.0493	68.8
14	46	d5-N-EtFOSAA	589.3 > 419	3.65e3	1.09e4	0.121	0.418	5.45	5.31	4.19	82.7932	80.2
15	47	13C2-PFUdA	565 > 519.8	8.61e3	1.09e4	0.121	1.06	5.46	5.32	9.88	77.2390	74.8
16	48	13C2-PFDoA	615.0 > 569.7	7.16e3	1.09e4	0.121	0.949	5.74	5.61	8.21	71.4419	69.2
17	49	d3-N-MeFOSA	515.2 > 168.9		1.09e4	0.121	0.105	5.84				
18	50	13C2-PFTeDA	714.8 > 669.6	3.74e3	1.09e4	0.121	0.389	6.20	6.08	4.29	90.9658	88.1
19	51	d5-N-ETFOSA	531.1 > 168.9		1.09e4	0.121	0.160	6.22				
20	52	13C2-PFHxDA	815 > 769.7	3.48e3	1.09e4	0.121	0.833	6.51	6.41	3.99	39.5691	95.8
21	53	d7-N-MeFOSE	623.1 > 58.9		1.09e4	0.121	0.148	6.31				
22	54	d9-N-EtFOSE	639.2 > 58.8		1.09e4	0.121	0.131	6.45				
23	55	13C4-PFBA	217. > 171.8	6.94e3	6.94e3	0.121	1.00	1.46	1.32	12.5	103.2461	100.0
24	56	13C5-PFHxA	318 > 272.9	9.59e3	9.59e3	0.121	1.00	3.19	3.06	12.5	103.2461	100.0
25	57	13C3-PFHxS	401.9 > 79.9	2.36e3	2.36e3	0.121	1.00	3.96	3.82	12.5	103.2461	100.0
26	58	13C8-PFOA	421.3 > 376	7.58e3	7.58e3	0.121	1.00	4.33	4.19	12.5	103.2461	100.0
27	59	13C9-PFNA	472.2 > 426.9	7.29e3	7.29e3	0.121	1.00	4.70	4.63	12.5	103.2461	100.0
28	60	13C4-PFOS	503 > 79.9	2.37e3	2.37e3	0.121	1.00	4.84	4.71	12.5	103.2461	100.0
29	61	13C6-PFDA	519.1 > 473.7	9.35e3	9.35e3	0.121	1.00	5.14	5.00	12.5	103.2461	100.0
30	62	13C7-PFUdA	570.1 > 524.8	1.09e4	1.09e4	0.121	1.00	5.46	5.32	12.5	103.2461	100.0
31	63	Total PFHxS	398.9 > 79.6	0.00e0	7.69e2	0.121		3.85		0.000		
32	64	Total PFOA	413 > 368.7	0.00e0	1.07e4	0.121		4.21		0.000		

Dataset: Z:\Projects\PFAS.PRO\Results\180221M1\180221M1-43.qld

Last Altered: Saturday, February 24, 2018 11:26:57 Pacific Standard Time

Printed: Saturday, February 24, 2018 11:28:08 Pacific Standard Time

Name: 180221M1_43, Date: 21-Feb-2018, Time: 23:08:43, ID: 1800269-10 WI-AF-EB10-0118 0.12107, Description: WI-AF-EB10-0118

	# Name	Trace	Area	IS Area	Wt./Vol.	RRF	Pred.RT	RT	y Axis Resp.	Conc.	%Rec
33	65 Total PFOS	499 > 79.9	0.00e0	2.04e3	0.121		4.73		0.000		
34	66 Total N-MeFOSAA	570.1 > 419	0.00e0	3.09e3	0.121		5.29		0.000		
35	67 Total N-EtFOSAA	584.2 > 419	0.00e0	3.65e3	0.121		5.45		0.000		

Dataset: Z:\Projects\PFAS.PRO\Results\180221M1\180221M1-43.qld

Last Altered: Saturday, February 24, 2018 11:26:57 Pacific Standard Time

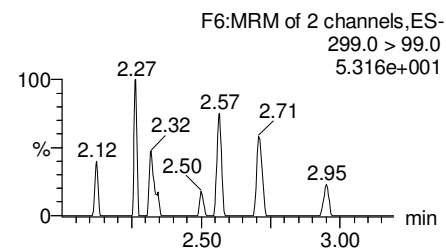
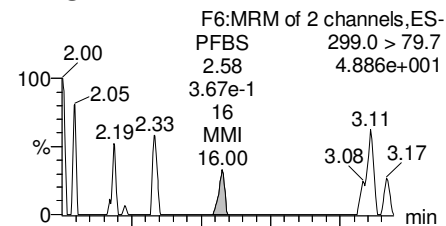
Printed: Saturday, February 24, 2018 11:28:08 Pacific Standard Time

Method: Z:\Projects\PFAS.PRO\MethDB\PFAS_FULL_80C_022118.mdb 22 Feb 2018 10:27:20

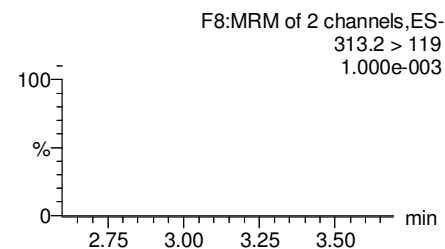
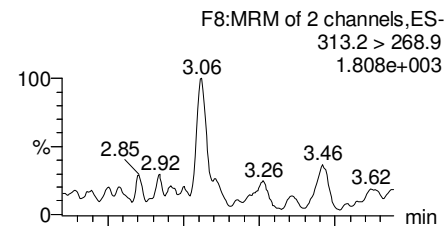
Calibration: Z:\Projects\PFAS.PRO\CurveDB\C18_VAL-PFAS_Q4_02-21-18-FULL.cdb 22 Feb 2018 11:04:24

Name: 180221M1_43, Date: 21-Feb-2018, Time: 23:08:43, ID: 1800269-10 WI-AF-EB10-0118 0.12107, Description: WI-AF-EB10-0118

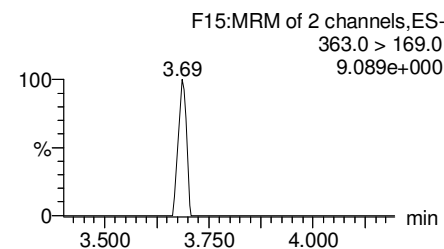
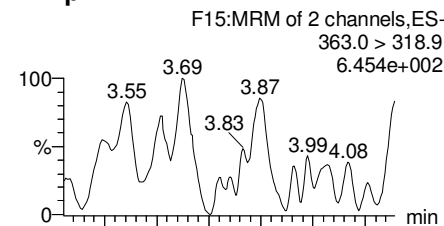
PFBS



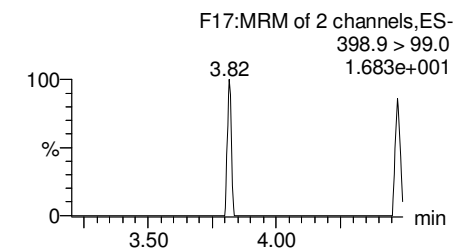
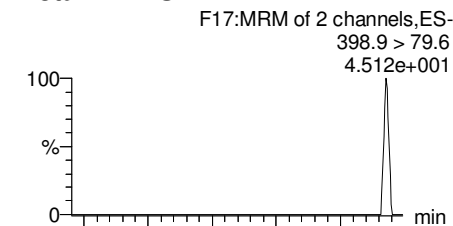
PFHxA



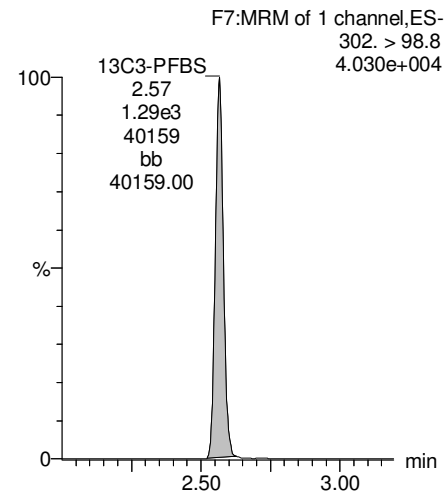
PFHpA



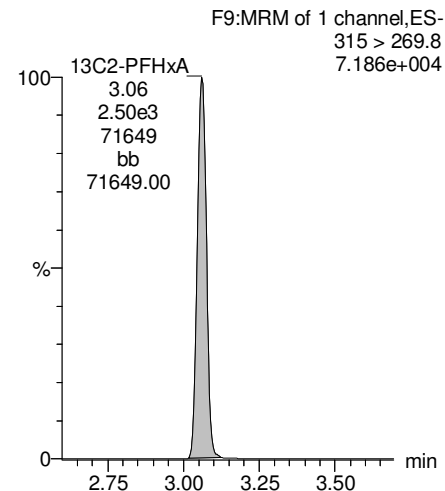
Total PFHxS



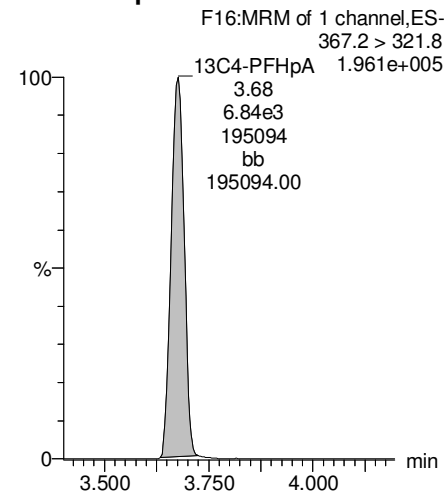
13C3-PFBS



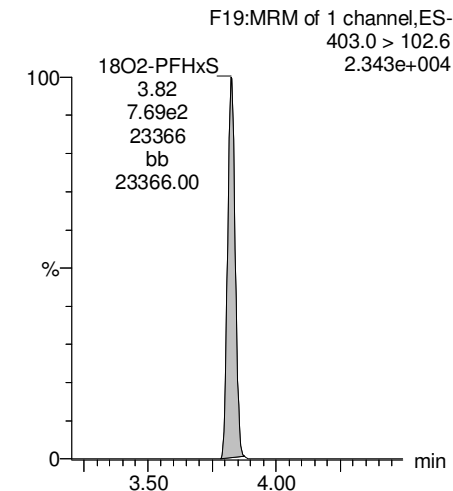
13C2-PFHxA



13C4-PFHpA



18O2-PFHxS



Dataset: Z:\Projects\PFAS.PRO\Results\180221M1\180221M1-43.qld

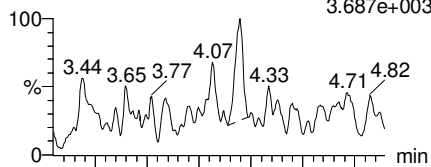
Last Altered: Saturday, February 24, 2018 11:26:57 Pacific Standard Time

Printed: Saturday, February 24, 2018 11:28:08 Pacific Standard Time

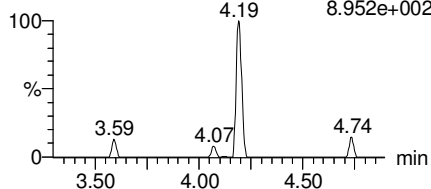
Name: 180221M1_43, Date: 21-Feb-2018, Time: 23:08:43, ID: 1800269-10 WI-AF-EB10-0118 0.12107, Description: WI-AF-EB10-0118

Total PFOA

F20:MRM of 2 channels,ES-
413 > 368.7
3.687e+003

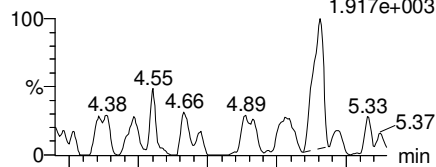


F20:MRM of 2 channels,ES-
413 > 169
8.952e+002




PFNA

F26:MRM of 2 channels,ES-
463.0 > 418.8
1.917e+003

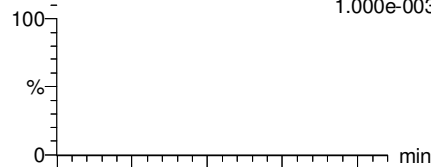


F26:MRM of 2 channels,ES-
463.0 > 219.0
1.000e-003

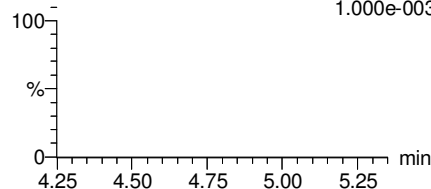


Total PFOS

F31:MRM of 2 channels,ES-
499 > 79.9
1.000e-003

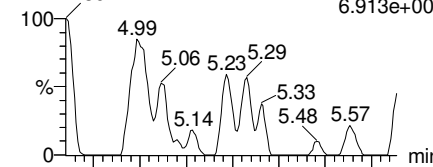


F31:MRM of 2 channels,ES-
499 > 99
1.000e-003

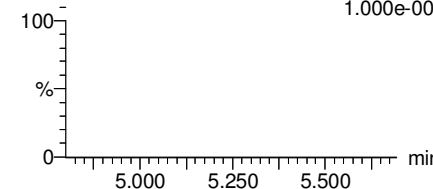


PFDA

F36:MRM of 2 channels,ES-
513 > 468.8
6.913e+002

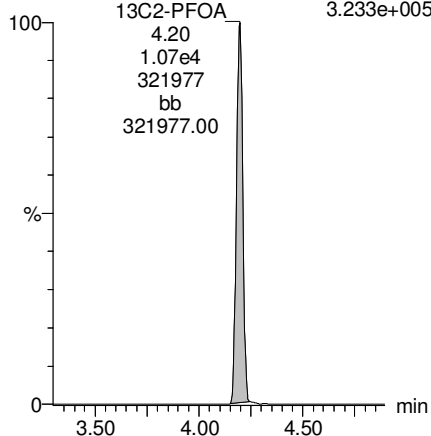


F36:MRM of 2 channels,ES-
513 > 219
1.000e-003



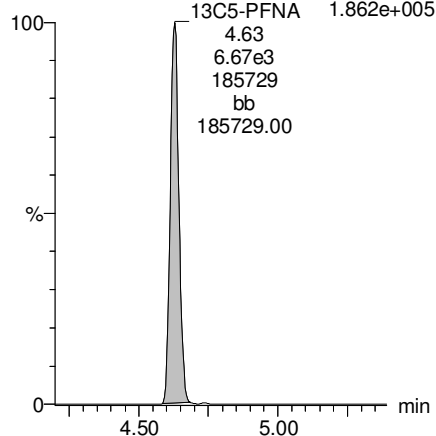
13C2-PFOA

F21:MRM of 1 channel,ES-
414.9 > 369.7
3.233e+005



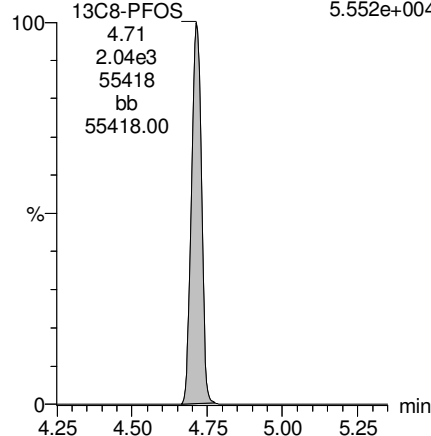
13C5-PFNA

F27:MRM of 1 channel,ES-
468.2 > 422.9
1.862e+005



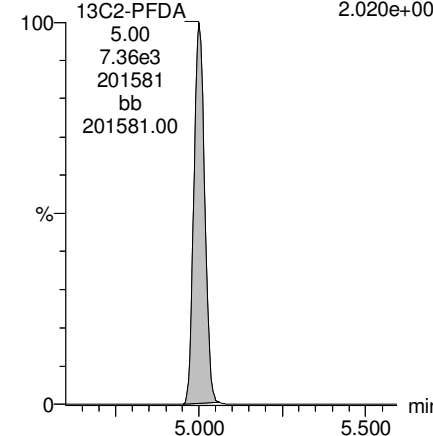
13C8-PFOS

F34:MRM of 1 channel,ES-
507.0 > 79.9
5.552e+004



13C2-PFDA

F37:MRM of 1 channel,ES-
515.1 > 469.9
2.020e+005



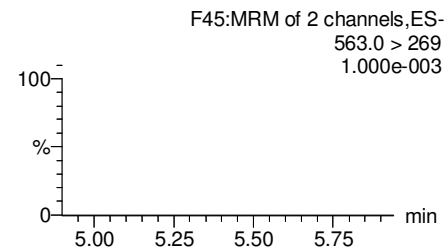
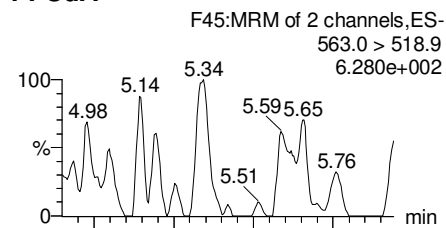
Dataset: Z:\Projects\PFAS.PRO\Results\180221M1\180221M1-43.qld

Last Altered: Saturday, February 24, 2018 11:26:57 Pacific Standard Time

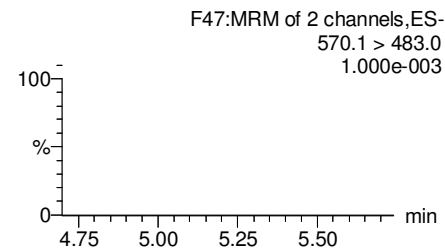
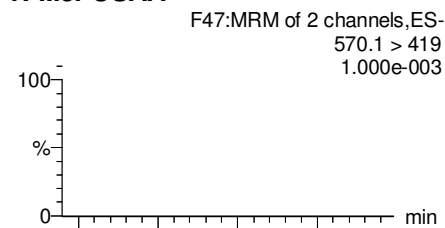
Printed: Saturday, February 24, 2018 11:28:08 Pacific Standard Time

Name: 180221M1_43, Date: 21-Feb-2018, Time: 23:08:43, ID: 1800269-10 WI-AF-EB10-0118 0.12107, Description: WI-AF-EB10-0118

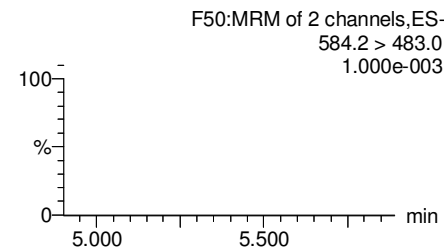
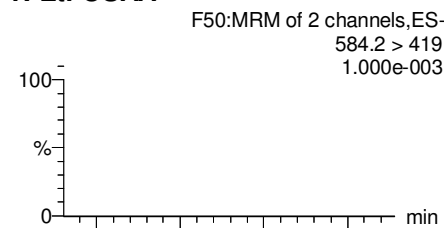
PFUdA



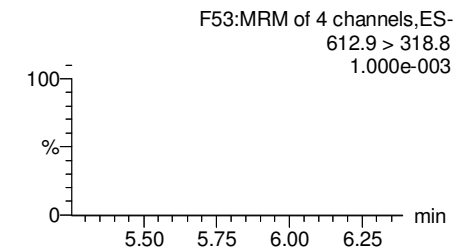
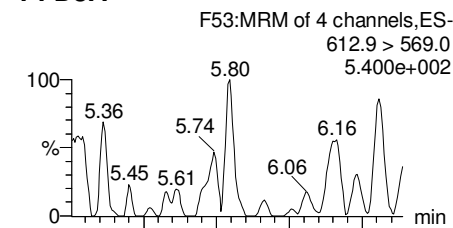
N-MeFOSAA



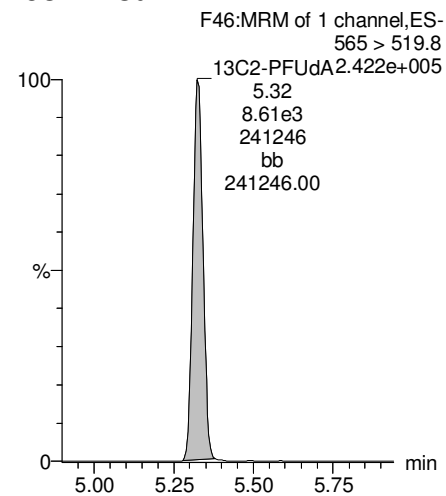
N-EtFOSAA



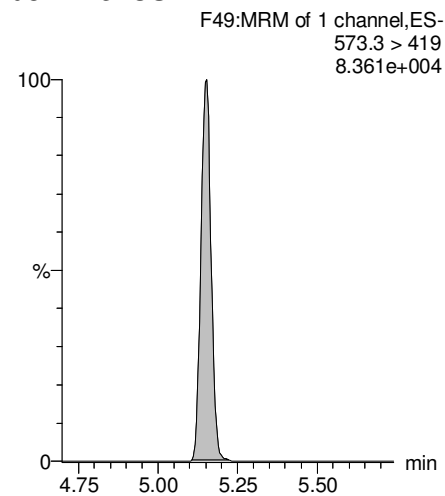
PFDaA



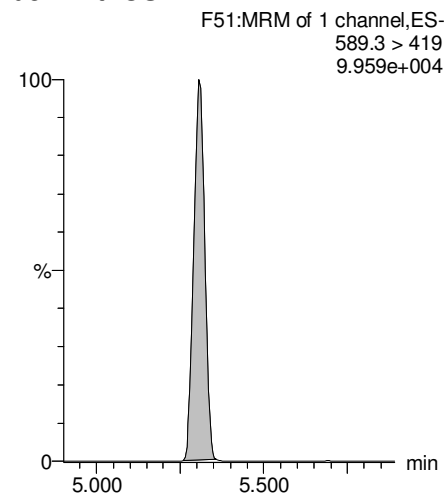
13C2-PFUdA



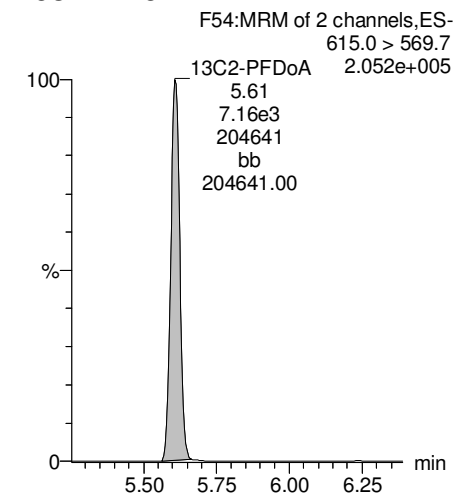
d3-N-MeFOSAA



d5-N-EtFOSAA



13C2-PFDaA



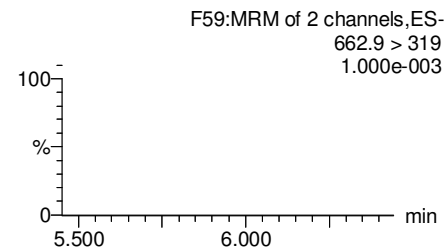
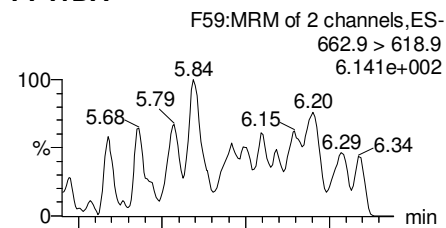
Dataset: Z:\Projects\PFAS.PRO\Results\180221M1\180221M1-43.qld

Last Altered: Saturday, February 24, 2018 11:26:57 Pacific Standard Time

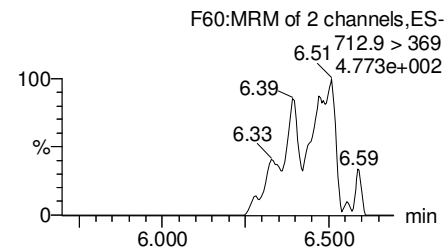
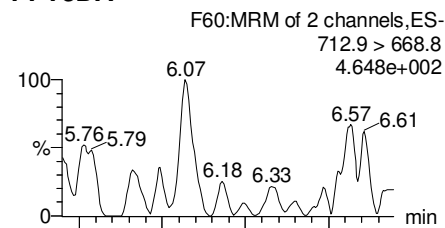
Printed: Saturday, February 24, 2018 11:28:08 Pacific Standard Time

Name: 180221M1_43, Date: 21-Feb-2018, Time: 23:08:43, ID: 1800269-10 WI-AF-EB10-0118 0.12107, Description: WI-AF-EB10-0118

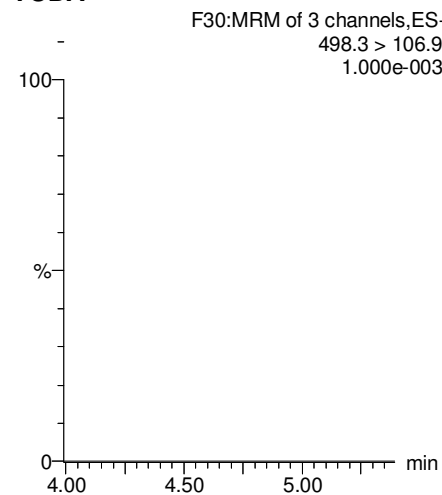
PFTrDA



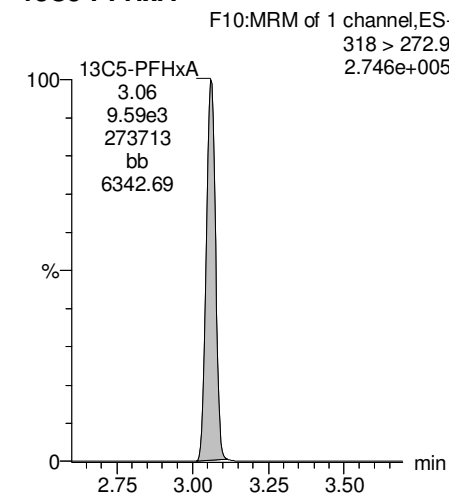
PFTeDA



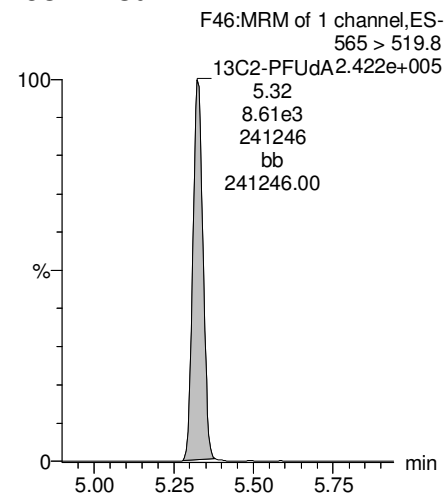
TCDA



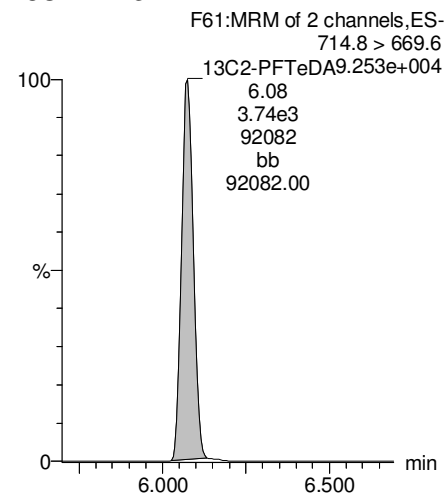
13C5-PFHxA



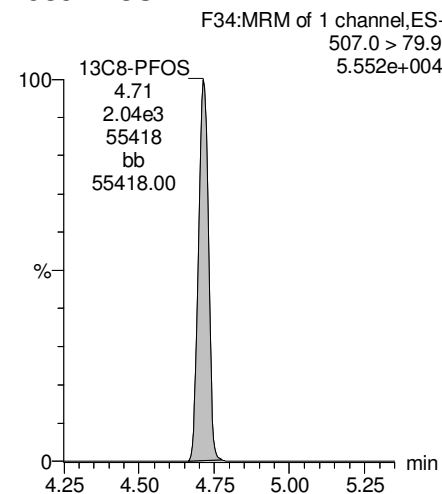
13C2-PFUDa



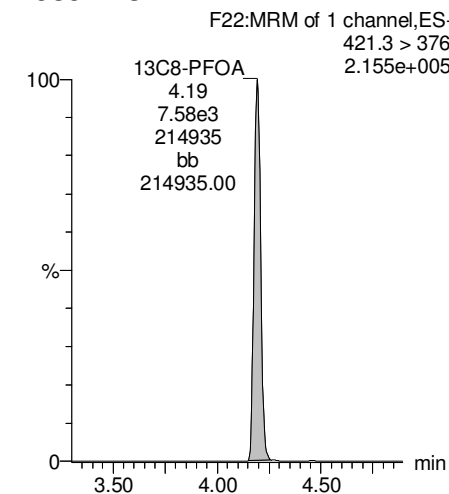
13C2-PFTeDA



13C8-PFOS



13C8-PFOA

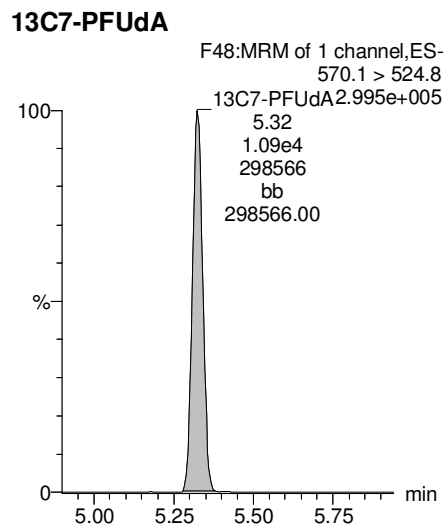
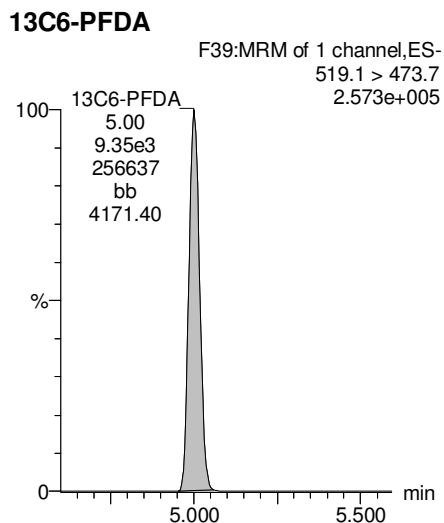
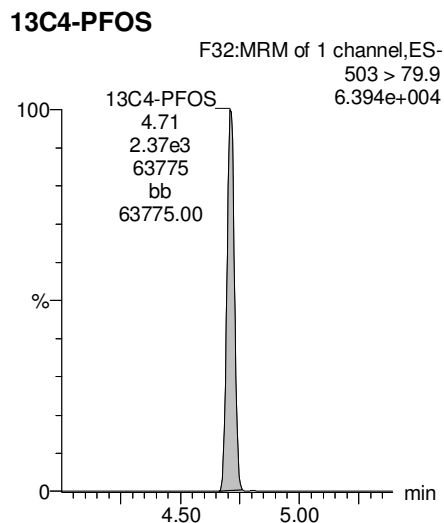
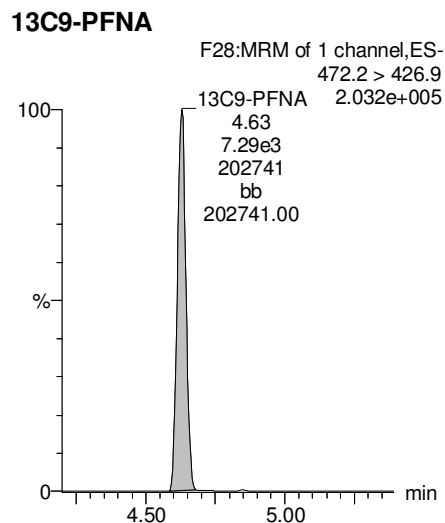
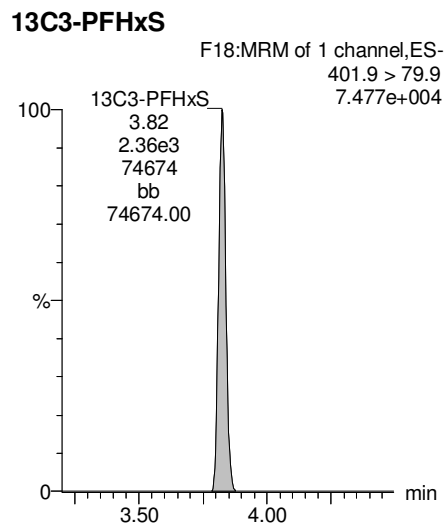


Dataset: Z:\Projects\PFAS.PRO\Results\180221M1\180221M1-43.qld

Last Altered: Saturday, February 24, 2018 11:26:57 Pacific Standard Time

Printed: Saturday, February 24, 2018 11:28:08 Pacific Standard Time

Name: 180221M1_43, Date: 21-Feb-2018, Time: 23:08:43, ID: 1800269-10 WI-AF-EB10-0118 0.12107, Description: WI-AF-EB10-0118



**INJECTION INTERNAL STANDARD (IIS) AREAS,
INSTRUMENT BLANKS (IB)
AND
CONTINUING CALIBRATION VERIFICATIONS (CCV)**

Dataset: Untitled

Last Altered: Thursday, February 22, 2018 14:56:59 Pacific Standard Time

Printed: Thursday, February 22, 2018 14:59:55 Pacific Standard Time

Method: F:\Projects\PFAS.PRO\MethDB\PFAS_RS-2-5-18.mdb 06 Feb 2018 10:46:28
Calibration: 22 Feb 2018 14:56:23

Name: 180221M1_9, Date: 21-Feb-2018, Time: 16:38:20, ID: ST180221M1-6 PFC CS3 18B0815, Description: PFC CS3 18B0815

	# Name	ID	Area	%Rec	Area Out
1	1 13C4-PFBA	ST180221M1-6 PFC CS3 18B0815	9.55e3	100.0	NO
2	2 13C5-PFHxA	ST180221M1-6 PFC CS3 18B0815	1.40e4	100.0	NO
3	3 13C3-PFHxS	ST180221M1-6 PFC CS3 18B0815	3.35e3	100.0	NO
4	4 13C8-PFOA	ST180221M1-6 PFC CS3 18B0815	1.20e4	100.0	NO
5	5 13C9-PFNA	ST180221M1-6 PFC CS3 18B0815	1.54e4	100.0	NO
6	6 13C4-PFOS	ST180221M1-6 PFC CS3 18B0815	3.53e3	100.0	NO
7	7 13C6-PFDA	ST180221M1-6 PFC CS3 18B0815	1.26e4	100.0	NO
8	8 13C7-PFUDa	ST180221M1-6 PFC CS3 18B0815	1.61e4	100.0	NO

Name: 180221M1_10, Date: 21-Feb-2018, Time: 16:49:50, ID: ST180221M1-7 PFC CS4 18B0816, Description: PFC CS4 18B0816

	# Name	ID	Area	%Rec	Area Out
1	1 13C4-PFBA	ST180221M1-7 PFC CS4 18B0816	9.48e3	99.3	NO
2	2 13C5-PFHxA	ST180221M1-7 PFC CS4 18B0816	1.43e4	102.2	NO
3	3 13C3-PFHxS	ST180221M1-7 PFC CS4 18B0816	3.37e3	100.5	NO
4	4 13C8-PFOA	ST180221M1-7 PFC CS4 18B0816	1.22e4	101.8	NO
5	5 13C9-PFNA	ST180221M1-7 PFC CS4 18B0816	1.50e4	97.7	NO
6	6 13C4-PFOS	ST180221M1-7 PFC CS4 18B0816	3.69e3	104.3	NO
7	7 13C6-PFDA	ST180221M1-7 PFC CS4 18B0816	1.57e4	124.6	NO
8	8 13C7-PFUDa	ST180221M1-7 PFC CS4 18B0816	1.40e4	87.4	NO

Name: 180221M1_11, Date: 21-Feb-2018, Time: 17:01:19, ID: ST180221M1-8 PFC CS5 18B0817, Description: PFC CS5 18B0817

	# Name	ID	Area	%Rec	Area Out
1	1 13C4-PFBA	ST180221M1-8 PFC CS5 18B0817	9.74e3	102.0	NO
2	2 13C5-PFHxA	ST180221M1-8 PFC CS5 18B0817	1.42e4	100.9	NO
3	3 13C3-PFHxS	ST180221M1-8 PFC CS5 18B0817	3.24e3	96.6	NO
4	4 13C8-PFOA	ST180221M1-8 PFC CS5 18B0817	1.22e4	101.4	NO
5	5 13C9-PFNA	ST180221M1-8 PFC CS5 18B0817	1.46e4	95.3	NO
6	6 13C4-PFOS	ST180221M1-8 PFC CS5 18B0817	3.31e3	93.6	NO
7	7 13C6-PFDA	ST180221M1-8 PFC CS5 18B0817	1.21e4	96.0	NO
8	8 13C7-PFUDa	ST180221M1-8 PFC CS5 18B0817	1.36e4	84.9	NO

Name: 180221M1_12, Date: 21-Feb-2018, Time: 17:12:48, ID: ST180221M1-9 PFC CS6 18B0818, Description: PFC CS6 18B0818

	# Name	ID	Area	%Rec	Area Out
1	1 13C4-PFBA	ST180221M1-9 PFC CS6 18B0818	9.00e3	94.2	NO
2	2 13C5-PFHxA	ST180221M1-9 PFC CS6 18B0818	1.42e4	101.3	NO
3	3 13C3-PFHxS	ST180221M1-9 PFC CS6 18B0818	3.30e3	98.5	NO
4	4 13C8-PFOA	ST180221M1-9 PFC CS6 18B0818	1.22e4	102.0	NO
5	5 13C9-PFNA	ST180221M1-9 PFC CS6 18B0818	1.07e4	69.9	NO
6	6 13C4-PFOS	ST180221M1-9 PFC CS6 18B0818	3.46e3	97.8	NO
7	7 13C6-PFDA	ST180221M1-9 PFC CS6 18B0818	1.28e4	101.3	NO
8	8 13C7-PFUDa	ST180221M1-9 PFC CS6 18B0818	1.21e4	75.1	NO

Dataset: Untitled

Last Altered: Thursday, February 22, 2018 14:56:59 Pacific Standard Time

Printed: Thursday, February 22, 2018 14:59:55 Pacific Standard Time

Name: 180221M1_13, Date: 21-Feb-2018, Time: 17:24:17, ID: ST180221M1-10 PFC CS7 18B0819, Description: PFC CS7 18B0819

	# Name	ID	Area	%Rec	Area Out
1	1 13C4-PFBA	ST180221M1-10 PFC CS7 18B0819	9.05e3	94.8	NO
2	2 13C5-PFHxA	ST180221M1-10 PFC CS7 18B0819	1.28e4	91.3	NO
3	3 13C3-PFHxS	ST180221M1-10 PFC CS7 18B0819	2.85e3	84.9	NO
4	4 13C8-PFOA	ST180221M1-10 PFC CS7 18B0819	1.02e4	85.4	NO
5	5 13C9-PFNA	ST180221M1-10 PFC CS7 18B0819	1.07e4	69.7	NO
6	6 13C4-PFOS	ST180221M1-10 PFC CS7 18B0819	2.81e3	79.5	NO
7	7 13C6-PFDA	ST180221M1-10 PFC CS7 18B0819	1.16e4	92.1	NO
8	8 13C7-PFUDa	ST180221M1-10 PFC CS7 18B0819	1.35e4	84.3	NO

Name: 180221M1_14, Date: 21-Feb-2018, Time: 17:35:46, ID: IPA, Description: IPA

	# Name	ID	Area	%Rec	Area Out
1	1 13C4-PFBA	IPA			NO
2	2 13C5-PFHxA	IPA			NO
3	3 13C3-PFHxS	IPA			NO
4	4 13C8-PFOA	IPA			NO
5	5 13C9-PFNA	IPA			NO
6	6 13C4-PFOS	IPA			NO
7	7 13C6-PFDA	IPA			NO
8	8 13C7-PFUDa	IPA	7.12e0	0.0	YES

Name: 180221M1_15, Date: 21-Feb-2018, Time: 17:47:16, ID: ICV180221M1-1 PFC ICV 18B0809, Description: PFC ICV 18B0809

	# Name	ID	Area	%Rec	Area Out
1	1 13C4-PFBA	ICV180221M1-1 PFC ICV 18B0809	1.01e4	106.2	NO
2	2 13C5-PFHxA	ICV180221M1-1 PFC ICV 18B0809	1.44e4	102.6	NO
3	3 13C3-PFHxS	ICV180221M1-1 PFC ICV 18B0809	3.71e3	110.8	NO
4	4 13C8-PFOA	ICV180221M1-1 PFC ICV 18B0809	1.28e4	106.7	NO
5	5 13C9-PFNA	ICV180221M1-1 PFC ICV 18B0809	1.41e4	91.9	NO
6	6 13C4-PFOS	ICV180221M1-1 PFC ICV 18B0809	3.67e3	103.8	NO
7	7 13C6-PFDA	ICV180221M1-1 PFC ICV 18B0809	1.27e4	100.5	NO
8	8 13C7-PFUDa	ICV180221M1-1 PFC ICV 18B0809	1.72e4	107.3	NO

Name: 180221M1_16, Date: 21-Feb-2018, Time: 17:58:45, ID: IPA, Description: IPA

	# Name	ID	Area	%Rec	Area Out
1	1 13C4-PFBA	IPA			NO
2	2 13C5-PFHxA	IPA			NO
3	3 13C3-PFHxS	IPA			NO
4	4 13C8-PFOA	IPA			NO
5	5 13C9-PFNA	IPA	5.80e0	0.0	YES
6	6 13C4-PFOS	IPA			NO
7	7 13C6-PFDA	IPA			NO
8	8 13C7-PFUDa	IPA			NO

Dataset: Untitled

Last Altered: Thursday, February 22, 2018 14:56:59 Pacific Standard Time

Printed: Thursday, February 22, 2018 14:59:55 Pacific Standard Time

Name: 180221M1_17, Date: 21-Feb-2018, Time: 18:10:17, ID: 1702096-01@5X 980560360 3, Description: 980560360

	# Name	ID	Area	%Rec	Area Out
1	1 13C4-PFBA	1702096-01@5X 980560360 3	7.45e3	78.0	NO
2	2 13C5-PFHxA	1702096-01@5X 980560360 3	9.49e3	67.6	NO
3	3 13C3-PFHxS	1702096-01@5X 980560360 3	2.96e3	88.2	NO
4	4 13C8-PFOA	1702096-01@5X 980560360 3	7.86e3	65.6	NO
5	5 13C9-PFNA	1702096-01@5X 980560360 3	7.65e3	49.8	YES
6	6 13C4-PFOS	1702096-01@5X 980560360 3	3.04e3	85.9	NO
7	7 13C6-PFDA	1702096-01@5X 980560360 3	8.60e3	68.3	NO
8	8 13C7-PFUdA	1702096-01@5X 980560360 3	1.05e4	65.3	NO

Name: 180221M1_18, Date: 21-Feb-2018, Time: 18:21:41, ID: B8B0043-BS1 OPR 0.25, Description: OPR

	# Name	ID	Area	%Rec	Area Out
1	1 13C4-PFBA	B8B0043-BS1 OPR 0.25	6.69e3	70.1	NO
2	2 13C5-PFHxA	B8B0043-BS1 OPR 0.25	8.91e3	63.5	NO
3	3 13C3-PFHxS	B8B0043-BS1 OPR 0.25	2.43e3	72.5	NO
4	4 13C8-PFOA	B8B0043-BS1 OPR 0.25	8.35e3	69.7	NO
5	5 13C9-PFNA	B8B0043-BS1 OPR 0.25	8.60e3	55.9	NO
6	6 13C4-PFOS	B8B0043-BS1 OPR 0.25	2.25e3	63.6	NO
7	7 13C6-PFDA	B8B0043-BS1 OPR 0.25	9.59e3	76.1	NO
8	8 13C7-PFUdA	B8B0043-BS1 OPR 0.25	1.08e4	67.0	NO

Name: 180221M1_19, Date: 21-Feb-2018, Time: 18:33:08, ID: B8B0043-BSD1 LCSD 0.25, Description: LCSD

	# Name	ID	Area	%Rec	Area Out
1	1 13C4-PFBA	B8B0043-BSD1 LCSD 0.25	7.16e3	75.0	NO
2	2 13C5-PFHxA	B8B0043-BSD1 LCSD 0.25	9.14e3	65.1	NO
3	3 13C3-PFHxS	B8B0043-BSD1 LCSD 0.25	2.47e3	73.7	NO
4	4 13C8-PFOA	B8B0043-BSD1 LCSD 0.25	8.71e3	72.6	NO
5	5 13C9-PFNA	B8B0043-BSD1 LCSD 0.25	1.01e4	65.5	NO
6	6 13C4-PFOS	B8B0043-BSD1 LCSD 0.25	2.45e3	69.4	NO
7	7 13C6-PFDA	B8B0043-BSD1 LCSD 0.25	1.13e4	89.7	NO
8	8 13C7-PFUdA	B8B0043-BSD1 LCSD 0.25	9.05e3	56.4	NO

Name: 180221M1_20, Date: 21-Feb-2018, Time: 18:44:35, ID: B8B0043-BLK1 Method Blank 0.25, Description: Method Blank

	# Name	ID	Area	%Rec	Area Out
1	1 13C4-PFBA	B8B0043-BLK1 Method Blank 0.25	6.95e3	72.8	NO
2	2 13C5-PFHxA	B8B0043-BLK1 Method Blank 0.25	8.03e3	57.2	NO
3	3 13C3-PFHxS	B8B0043-BLK1 Method Blank 0.25	2.20e3	65.7	NO
4	4 13C8-PFOA	B8B0043-BLK1 Method Blank 0.25	7.96e3	66.4	NO
5	5 13C9-PFNA	B8B0043-BLK1 Method Blank 0.25	8.10e3	52.7	NO
6	6 13C4-PFOS	B8B0043-BLK1 Method Blank 0.25	2.06e3	58.2	NO
7	7 13C6-PFDA	B8B0043-BLK1 Method Blank 0.25	7.73e3	61.3	NO
8	8 13C7-PFUdA	B8B0043-BLK1 Method Blank 0.25	8.30e3	51.7	NO

Dataset: Untitled

Last Altered: Thursday, February 22, 2018 14:56:59 Pacific Standard Time
Printed: Thursday, February 22, 2018 14:59:55 Pacific Standard Time

Name: 180221M1_21, Date: 21-Feb-2018, Time: 18:56:02, ID: 1800250-01 GW0509180130RAP 0.25986, Description: GW0509180130RAP

	# Name	ID	Area	%Rec	Area Out
1	1 13C4-PFBA	1800250-01 GW0509180130RAP 0.259...	8.56e3	89.6	NO
2	2 13C5-PFHxA	1800250-01 GW0509180130RAP 0.259...	9.53e3	67.9	NO
3	3 13C3-PFHxS	1800250-01 GW0509180130RAP 0.259...	2.52e3	75.1	NO
4	4 13C8-PFOA	1800250-01 GW0509180130RAP 0.259...	7.84e3	65.4	NO
5	5 13C9-PFNA	1800250-01 GW0509180130RAP 0.259...	8.76e3	57.0	NO
6	6 13C4-PFOS	1800250-01 GW0509180130RAP 0.259...	2.38e3	67.3	NO
7	7 13C6-PFDA	1800250-01 GW0509180130RAP 0.259...	8.77e3	69.6	NO
8	8 13C7-PFUDa	1800250-01 GW0509180130RAP 0.259...	1.01e4	62.8	NO

Name: 180221M1_22, Date: 21-Feb-2018, Time: 19:07:32, ID: 1800250-02 GW1519180130RAP 0.26483, Description: GW1519180130RAP

	# Name	ID	Area	%Rec	Area Out
1	1 13C4-PFBA	1800250-02 GW1519180130RAP 0.264...	8.29e3	86.7	NO
2	2 13C5-PFHxA	1800250-02 GW1519180130RAP 0.264...	9.33e3	66.5	NO
3	3 13C3-PFHxS	1800250-02 GW1519180130RAP 0.264...	3.00e3	89.5	NO
4	4 13C8-PFOA	1800250-02 GW1519180130RAP 0.264...	9.16e3	76.4	NO
5	5 13C9-PFNA	1800250-02 GW1519180130RAP 0.264...	1.01e4	65.4	NO
6	6 13C4-PFOS	1800250-02 GW1519180130RAP 0.264...	2.68e3	75.8	NO
7	7 13C6-PFDA	1800250-02 GW1519180130RAP 0.264...	1.08e4	85.6	NO
8	8 13C7-PFUDa	1800250-02 GW1519180130RAP 0.264...	1.26e4	78.4	NO

Name: 180221M1_23, Date: 21-Feb-2018, Time: 19:19:01, ID: 1800250-03 GW2529180130RAP 0.26364, Description: GW2529180130RAP

	# Name	ID	Area	%Rec	Area Out
1	1 13C4-PFBA	1800250-03 GW2529180130RAP 0.263...	8.03e3	84.1	NO
2	2 13C5-PFHxA	1800250-03 GW2529180130RAP 0.263...	1.02e4	72.6	NO
3	3 13C3-PFHxS	1800250-03 GW2529180130RAP 0.263...	3.08e3	92.0	NO
4	4 13C8-PFOA	1800250-03 GW2529180130RAP 0.263...	9.20e3	76.7	NO
5	5 13C9-PFNA	1800250-03 GW2529180130RAP 0.263...	1.09e4	70.9	NO
6	6 13C4-PFOS	1800250-03 GW2529180130RAP 0.263...	3.16e3	89.3	NO
7	7 13C6-PFDA	1800250-03 GW2529180130RAP 0.263...	1.14e4	90.3	NO
8	8 13C7-PFUDa	1800250-03 GW2529180130RAP 0.263...	1.26e4	78.1	NO

Name: 180221M1_24, Date: 21-Feb-2018, Time: 19:30:31, ID: 1800250-04 GW3741180131RAP 0.26062, Description: GW3741180131RAP

	# Name	ID	Area	%Rec	Area Out
1	1 13C4-PFBA	1800250-04 GW3741180131RAP 0.260...	6.72e3	70.4	NO
2	2 13C5-PFHxA	1800250-04 GW3741180131RAP 0.260...	7.80e3	55.6	NO
3	3 13C3-PFHxS	1800250-04 GW3741180131RAP 0.260...	2.75e3	82.0	NO
4	4 13C8-PFOA	1800250-04 GW3741180131RAP 0.260...	6.76e3	56.3	NO
5	5 13C9-PFNA	1800250-04 GW3741180131RAP 0.260...	8.48e3	55.2	NO
6	6 13C4-PFOS	1800250-04 GW3741180131RAP 0.260...	2.84e3	80.5	NO
7	7 13C6-PFDA	1800250-04 GW3741180131RAP 0.260...	8.76e3	69.5	NO
8	8 13C7-PFUDa	1800250-04 GW3741180131RAP 0.260...	1.09e4	67.7	NO

Dataset: Untitled

Last Altered: Thursday, February 22, 2018 14:56:59 Pacific Standard Time

Printed: Thursday, February 22, 2018 14:59:55 Pacific Standard Time

Name: 180221M1_25, Date: 21-Feb-2018, Time: 19:42:00, ID: 1800250-05 GW0610180131RAP 0.26466, Description: GW0610180131RAP

	# Name	ID	Area	%Rec	Area Out
1	1 13C4-PFBA	1800250-05 GW0610180131RAP 0.264...	7.59e3	79.5	NO
2	2 13C5-PFHxA	1800250-05 GW0610180131RAP 0.264...	9.73e3	69.4	NO
3	3 13C3-PFHxS	1800250-05 GW0610180131RAP 0.264...	2.96e3	88.3	NO
4	4 13C8-PFOA	1800250-05 GW0610180131RAP 0.264...	8.59e3	71.6	NO
5	5 13C9-PFNA	1800250-05 GW0610180131RAP 0.264...	9.18e3	59.7	NO
6	6 13C4-PFOS	1800250-05 GW0610180131RAP 0.264...	2.75e3	77.8	NO
7	7 13C6-PFDA	1800250-05 GW0610180131RAP 0.264...	8.30e3	65.9	NO
8	8 13C7-PFUDa	1800250-05 GW0610180131RAP 0.264...	1.02e4	63.7	NO

Name: 180221M1_26, Date: 21-Feb-2018, Time: 19:53:29, ID: 1800250-06 GW1620180131RAP 0.26655, Description: GW1620180131RAP

	# Name	ID	Area	%Rec	Area Out
1	1 13C4-PFBA	1800250-06 GW1620180131RAP 0.266...	7.73e3	80.9	NO
2	2 13C5-PFHxA	1800250-06 GW1620180131RAP 0.266...	9.23e3	65.8	NO
3	3 13C3-PFHxS	1800250-06 GW1620180131RAP 0.266...	2.85e3	84.9	NO
4	4 13C8-PFOA	1800250-06 GW1620180131RAP 0.266...	8.03e3	66.9	NO
5	5 13C9-PFNA	1800250-06 GW1620180131RAP 0.266...	8.57e3	55.8	NO
6	6 13C4-PFOS	1800250-06 GW1620180131RAP 0.266...	2.71e3	76.8	NO
7	7 13C6-PFDA	1800250-06 GW1620180131RAP 0.266...	9.18e3	72.9	NO
8	8 13C7-PFUDa	1800250-06 GW1620180131RAP 0.266...	1.06e4	66.0	NO

Name: 180221M1_27, Date: 21-Feb-2018, Time: 20:04:59, ID: 1800250-07 FD-GW1620180131RAP 0.26758, Description: FD-GW1620180131RAP

	# Name	ID	Area	%Rec	Area Out
1	1 13C4-PFBA	1800250-07 FD-GW1620180131RAP 0....	6.62e3	69.3	NO
2	2 13C5-PFHxA	1800250-07 FD-GW1620180131RAP 0....	6.86e3	48.9	YES
3	3 13C3-PFHxS	1800250-07 FD-GW1620180131RAP 0....	2.45e3	73.0	NO
4	4 13C8-PFOA	1800250-07 FD-GW1620180131RAP 0....	8.07e3	67.3	NO
5	5 13C9-PFNA	1800250-07 FD-GW1620180131RAP 0....	8.07e3	52.5	NO
6	6 13C4-PFOS	1800250-07 FD-GW1620180131RAP 0....	2.53e3	71.6	NO
7	7 13C6-PFDA	1800250-07 FD-GW1620180131RAP 0....	8.65e3	68.7	NO
8	8 13C7-PFUDa	1800250-07 FD-GW1620180131RAP 0....	9.66e3	60.2	NO

Name: 180221M1_28, Date: 21-Feb-2018, Time: 20:16:28, ID: 1800250-08 GW2529180131RAP 0.26581, Description: GW2529180131RAP

	# Name	ID	Area	%Rec	Area Out
1	1 13C4-PFBA	1800250-08 GW2529180131RAP 0.265...	5.51e3	57.7	NO
2	2 13C5-PFHxA	1800250-08 GW2529180131RAP 0.265...	7.97e3	56.8	NO
3	3 13C3-PFHxS	1800250-08 GW2529180131RAP 0.265...	2.44e3	72.9	NO
4	4 13C8-PFOA	1800250-08 GW2529180131RAP 0.265...	6.64e3	55.3	NO
5	5 13C9-PFNA	1800250-08 GW2529180131RAP 0.265...	7.40e3	48.1	YES
6	6 13C4-PFOS	1800250-08 GW2529180131RAP 0.265...	2.58e3	73.0	NO
7	7 13C6-PFDA	1800250-08 GW2529180131RAP 0.265...	7.12e3	56.5	NO
8	8 13C7-PFUDa	1800250-08 GW2529180131RAP 0.265...	1.17e4	72.7	NO

Dataset: Untitled

Last Altered: Thursday, February 22, 2018 14:56:59 Pacific Standard Time
Printed: Thursday, February 22, 2018 14:59:55 Pacific Standard Time

Name: 180221M1_29, Date: 21-Feb-2018, Time: 20:27:57, ID: 1800250-09 GW3640180201RAP 0.26404, Description: GW3640180201RAP

	# Name	ID	Area	%Rec	Area Out
1	1 13C4-PFBA	1800250-09 GW3640180201RAP 0.264...	7.74e3	81.1	NO
2	2 13C5-PFHxA	1800250-09 GW3640180201RAP 0.264...	8.60e3	61.3	NO
3	3 13C3-PFHxS	1800250-09 GW3640180201RAP 0.264...	2.38e3	70.8	NO
4	4 13C8-PFOA	1800250-09 GW3640180201RAP 0.264...	7.42e3	61.9	NO
5	5 13C9-PFNA	1800250-09 GW3640180201RAP 0.264...	7.11e3	46.3	YES
6	6 13C4-PFOS	1800250-09 GW3640180201RAP 0.264...	2.67e3	75.6	NO
7	7 13C6-PFDA	1800250-09 GW3640180201RAP 0.264...	7.85e3	62.3	NO
8	8 13C7-PFUdA	1800250-09 GW3640180201RAP 0.264...	1.10e4	68.5	NO

Name: 180221M1_30, Date: 21-Feb-2018, Time: 20:39:27, ID: IPA, Description: IPA

	# Name	ID	Area	%Rec	Area Out
1	1 13C4-PFBA	IPA			NO
2	2 13C5-PFHxA	IPA			NO
3	3 13C3-PFHxS	IPA			NO
4	4 13C8-PFOA	IPA			NO
5	5 13C9-PFNA	IPA			NO
6	6 13C4-PFOS	IPA			NO
7	7 13C6-PFDA	IPA			NO
8	8 13C7-PFUdA	IPA			NO

Name: 180221M1_31, Date: 21-Feb-2018, Time: 20:50:56, ID: ST180221M1-11 PFC CS3 18B0815, Description: PFC CS3 18B0815

	# Name	ID	Area	%Rec	Area Out
1	1 13C4-PFBA	ST180221M1-11 PFC CS3 18B0815	9.06e3	94.8	NO
2	2 13C5-PFHxA	ST180221M1-11 PFC CS3 18B0815	1.56e4	111.0	NO
3	3 13C3-PFHxS	ST180221M1-11 PFC CS3 18B0815	3.60e3	107.4	NO
4	4 13C8-PFOA	ST180221M1-11 PFC CS3 18B0815	1.30e4	108.2	NO
5	5 13C9-PFNA	ST180221M1-11 PFC CS3 18B0815	1.29e4	84.2	NO
6	6 13C4-PFOS	ST180221M1-11 PFC CS3 18B0815	2.89e3	81.6	NO
7	7 13C6-PFDA	ST180221M1-11 PFC CS3 18B0815	1.26e4	100.4	NO
8	8 13C7-PFUdA	ST180221M1-11 PFC CS3 18B0815	1.48e4	92.4	NO

Name: 180221M1_32, Date: 21-Feb-2018, Time: 21:02:26, ID: IPA, Description: IPA

	# Name	ID	Area	%Rec	Area Out
1	1 13C4-PFBA	IPA			NO
2	2 13C5-PFHxA	IPA			NO
3	3 13C3-PFHxS	IPA			NO
4	4 13C8-PFOA	IPA			NO
5	5 13C9-PFNA	IPA			NO
6	6 13C4-PFOS	IPA			NO
7	7 13C6-PFDA	IPA			NO
8	8 13C7-PFUdA	IPA			NO

Dataset: Untitled

Last Altered: Thursday, February 22, 2018 14:56:59 Pacific Standard Time
Printed: Thursday, February 22, 2018 14:59:55 Pacific Standard Time

Name: 180221M1_33, Date: 21-Feb-2018, Time: 21:13:55, ID: 1800264-01 GW4650180201RAP 0.25714, Description: GW4650180201RAP

	# Name	ID	Area	%Rec	Area Out
1	1 13C4-PFBA	1800264-01 GW4650180201RAP 0.257...	7.43e3	77.8	NO
2	2 13C5-PFHxA	1800264-01 GW4650180201RAP 0.257...	9.68e3	69.0	NO
3	3 13C3-PFHxS	1800264-01 GW4650180201RAP 0.257...	2.27e3	67.8	NO
4	4 13C8-PFOA	1800264-01 GW4650180201RAP 0.257...	7.57e3	63.1	NO
5	5 13C9-PFNA	1800264-01 GW4650180201RAP 0.257...	7.54e3	49.0	YES
6	6 13C4-PFOS	1800264-01 GW4650180201RAP 0.257...	2.44e3	69.0	NO
7	7 13C6-PFDA	1800264-01 GW4650180201RAP 0.257...	9.63e3	76.5	NO
8	8 13C7-PFUDa	1800264-01 GW4650180201RAP 0.257...	1.14e4	71.1	NO

Name: 180221M1_34, Date: 21-Feb-2018, Time: 21:25:22, ID: 1800269-01 WI-AF-FB-010518 0.11996, Description: WI-AF-FB-010518

	# Name	ID	Area	%Rec	Area Out
1	1 13C4-PFBA	1800269-01 WI-AF-FB-010518 0.11996	7.69e3	80.5	NO
2	2 13C5-PFHxA	1800269-01 WI-AF-FB-010518 0.11996	1.01e4	72.0	NO
3	3 13C3-PFHxS	1800269-01 WI-AF-FB-010518 0.11996	2.91e3	86.9	NO
4	4 13C8-PFOA	1800269-01 WI-AF-FB-010518 0.11996	7.89e3	65.7	NO
5	5 13C9-PFNA	1800269-01 WI-AF-FB-010518 0.11996	1.03e4	67.1	NO
6	6 13C4-PFOS	1800269-01 WI-AF-FB-010518 0.11996	2.61e3	73.8	NO
7	7 13C6-PFDA	1800269-01 WI-AF-FB-010518 0.11996	9.61e3	76.3	NO
8	8 13C7-PFUDa	1800269-01 WI-AF-FB-010518 0.11996	9.11e3	56.7	NO

Name: 180221M1_35, Date: 21-Feb-2018, Time: 21:36:51, ID: 1800269-02 WI-AF-EB01-SO-0118 0.11331, Description: WI-AF-EB01-SO-0118

	# Name	ID	Area	%Rec	Area Out
1	1 13C4-PFBA	1800269-02 WI-AF-EB01-SO-0118 0.11...	7.30e3	76.4	NO
2	2 13C5-PFHxA	1800269-02 WI-AF-EB01-SO-0118 0.11...	9.03e3	64.4	NO
3	3 13C3-PFHxS	1800269-02 WI-AF-EB01-SO-0118 0.11...	2.89e3	86.2	NO
4	4 13C8-PFOA	1800269-02 WI-AF-EB01-SO-0118 0.11...	8.81e3	73.5	NO
5	5 13C9-PFNA	1800269-02 WI-AF-EB01-SO-0118 0.11...	7.37e3	48.0	YES
6	6 13C4-PFOS	1800269-02 WI-AF-EB01-SO-0118 0.11...	2.90e3	82.0	NO
7	7 13C6-PFDA	1800269-02 WI-AF-EB01-SO-0118 0.11...	8.08e3	64.1	NO
8	8 13C7-PFUDa	1800269-02 WI-AF-EB01-SO-0118 0.11...	8.87e3	55.2	NO

Name: 180221M1_36, Date: 21-Feb-2018, Time: 21:48:20, ID: 1800269-03 WI-AF-FB-010718 0.11871, Description: WI-AF-FB-010718

	# Name	ID	Area	%Rec	Area Out
1	1 13C4-PFBA	1800269-03 WI-AF-FB-010718 0.11871	7.21e3	75.5	NO
2	2 13C5-PFHxA	1800269-03 WI-AF-FB-010718 0.11871	9.28e3	66.1	NO
3	3 13C3-PFHxS	1800269-03 WI-AF-FB-010718 0.11871	2.49e3	74.2	NO
4	4 13C8-PFOA	1800269-03 WI-AF-FB-010718 0.11871	7.65e3	63.8	NO
5	5 13C9-PFNA	1800269-03 WI-AF-FB-010718 0.11871	9.53e3	62.0	NO
6	6 13C4-PFOS	1800269-03 WI-AF-FB-010718 0.11871	2.34e3	66.3	NO
7	7 13C6-PFDA	1800269-03 WI-AF-FB-010718 0.11871	9.39e3	74.5	NO
8	8 13C7-PFUDa	1800269-03 WI-AF-FB-010718 0.11871	9.93e3	61.8	NO

Dataset: Untitled

Last Altered: Thursday, February 22, 2018 14:56:59 Pacific Standard Time

Printed: Thursday, February 22, 2018 14:59:55 Pacific Standard Time

Name: 180221M1_37, Date: 21-Feb-2018, Time: 21:59:49, ID: 1800269-04 WI-AF-EB02-SO-0118 0.09189, Description: WI-AF-EB02-SO-0118

	# Name	ID	Area	%Rec	Area Out
1	1 13C4-PFBA	1800269-04 WI-AF-EB02-SO-0118 0.09...	8.02e3	83.9	NO
2	2 13C5-PFHxA	1800269-04 WI-AF-EB02-SO-0118 0.09...	8.70e3	62.0	NO
3	3 13C3-PFHxS	1800269-04 WI-AF-EB02-SO-0118 0.09...	2.46e3	73.5	NO
4	4 13C8-PFOA	1800269-04 WI-AF-EB02-SO-0118 0.09...	7.70e3	64.2	NO
5	5 13C9-PFNA	1800269-04 WI-AF-EB02-SO-0118 0.09...	9.03e3	58.7	NO
6	6 13C4-PFOS	1800269-04 WI-AF-EB02-SO-0118 0.09...	2.03e3	57.3	NO
7	7 13C6-PFDA	1800269-04 WI-AF-EB02-SO-0118 0.09...	9.20e3	73.0	NO
8	8 13C7-PFUDa	1800269-04 WI-AF-EB02-SO-0118 0.09...	1.04e4	65.0	NO

Name: 180221M1_38, Date: 21-Feb-2018, Time: 22:11:16, ID: 1800269-05 WI-AF-FB-011018 0.11822, Description: WI-AF-FB-011018

	# Name	ID	Area	%Rec	Area Out
1	1 13C4-PFBA	1800269-05 WI-AF-FB-011018 0.11822	7.57e3	79.2	NO
2	2 13C5-PFHxA	1800269-05 WI-AF-FB-011018 0.11822	9.32e3	66.4	NO
3	3 13C3-PFHxS	1800269-05 WI-AF-FB-011018 0.11822	2.35e3	70.2	NO
4	4 13C8-PFOA	1800269-05 WI-AF-FB-011018 0.11822	7.64e3	63.7	NO
5	5 13C9-PFNA	1800269-05 WI-AF-FB-011018 0.11822	1.02e4	66.1	NO
6	6 13C4-PFOS	1800269-05 WI-AF-FB-011018 0.11822	2.98e3	84.4	NO
7	7 13C6-PFDA	1800269-05 WI-AF-FB-011018 0.11822	1.06e4	84.0	NO
8	8 13C7-PFUDa	1800269-05 WI-AF-FB-011018 0.11822	1.01e4	62.8	NO

Name: 180221M1_39, Date: 21-Feb-2018, Time: 22:22:45, ID: 1800269-06 WI-AF-EB03-SO-0118 0.11899, Description: WI-AF-EB03-SO-0118

	# Name	ID	Area	%Rec	Area Out
1	1 13C4-PFBA	1800269-06 WI-AF-EB03-SO-0118 0.11...	7.92e3	82.9	NO
2	2 13C5-PFHxA	1800269-06 WI-AF-EB03-SO-0118 0.11...	1.06e4	75.8	NO
3	3 13C3-PFHxS	1800269-06 WI-AF-EB03-SO-0118 0.11...	2.79e3	83.1	NO
4	4 13C8-PFOA	1800269-06 WI-AF-EB03-SO-0118 0.11...	8.50e3	70.9	NO
5	5 13C9-PFNA	1800269-06 WI-AF-EB03-SO-0118 0.11...	1.04e4	67.7	NO
6	6 13C4-PFOS	1800269-06 WI-AF-EB03-SO-0118 0.11...	2.87e3	81.1	NO
7	7 13C6-PFDA	1800269-06 WI-AF-EB03-SO-0118 0.11...	8.71e3	69.1	NO
8	8 13C7-PFUDa	1800269-06 WI-AF-EB03-SO-0118 0.11...	1.27e4	79.1	NO

Name: 180221M1_40, Date: 21-Feb-2018, Time: 22:34:15, ID: 1800269-07 WI-AF-FB-011218 0.11884, Description: WI-AF-FB-011218

	# Name	ID	Area	%Rec	Area Out
1	1 13C4-PFBA	1800269-07 WI-AF-FB-011218 0.11884	7.91e3	82.9	NO
2	2 13C5-PFHxA	1800269-07 WI-AF-FB-011218 0.11884	9.32e3	66.4	NO
3	3 13C3-PFHxS	1800269-07 WI-AF-FB-011218 0.11884	2.72e3	81.1	NO
4	4 13C8-PFOA	1800269-07 WI-AF-FB-011218 0.11884	9.35e3	77.9	NO
5	5 13C9-PFNA	1800269-07 WI-AF-FB-011218 0.11884	1.01e4	65.4	NO
6	6 13C4-PFOS	1800269-07 WI-AF-FB-011218 0.11884	2.81e3	79.4	NO
7	7 13C6-PFDA	1800269-07 WI-AF-FB-011218 0.11884	1.15e4	90.9	NO
8	8 13C7-PFUDa	1800269-07 WI-AF-FB-011218 0.11884	1.18e4	73.4	NO

Dataset: Untitled

Last Altered: Thursday, February 22, 2018 14:56:59 Pacific Standard Time
Printed: Thursday, February 22, 2018 14:59:55 Pacific Standard Time

Name: 180221M1_41, Date: 21-Feb-2018, Time: 22:45:44, ID: 1800269-08 WI-AF-EB04-SO-0118 0.11209, Description: WI-AF-EB04-SO-0118

	# Name	ID	Area	%Rec	Area Out
1	1 13C4-PFBA	1800269-08 WI-AF-EB04-SO-0118 0.11...	8.32e3	87.1	NO
2	2 13C5-PFHxA	1800269-08 WI-AF-EB04-SO-0118 0.11...	9.72e3	69.3	NO
3	3 13C3-PFHxS	1800269-08 WI-AF-EB04-SO-0118 0.11...	2.74e3	81.7	NO
4	4 13C8-PFOA	1800269-08 WI-AF-EB04-SO-0118 0.11...	7.89e3	65.8	NO
5	5 13C9-PFNA	1800269-08 WI-AF-EB04-SO-0118 0.11...	8.65e3	56.3	NO
6	6 13C4-PFOS	1800269-08 WI-AF-EB04-SO-0118 0.11...	3.11e3	88.0	NO
7	7 13C6-PFDA	1800269-08 WI-AF-EB04-SO-0118 0.11...	9.52e3	75.6	NO
8	8 13C7-PFUdA	1800269-08 WI-AF-EB04-SO-0118 0.11...	1.15e4	71.4	NO

Name: 180221M1_42, Date: 21-Feb-2018, Time: 22:57:13, ID: 1800269-09 WI-AF-FB-012618 0.11891, Description: WI-AF-FB-012618

	# Name	ID	Area	%Rec	Area Out
1	1 13C4-PFBA	1800269-09 WI-AF-FB-012618 0.11891	7.71e3	80.7	NO
2	2 13C5-PFHxA	1800269-09 WI-AF-FB-012618 0.11891	9.08e3	64.7	NO
3	3 13C3-PFHxS	1800269-09 WI-AF-FB-012618 0.11891	2.37e3	70.7	NO
4	4 13C8-PFOA	1800269-09 WI-AF-FB-012618 0.11891	7.76e3	64.7	NO
5	5 13C9-PFNA	1800269-09 WI-AF-FB-012618 0.11891	8.54e3	55.6	NO
6	6 13C4-PFOS	1800269-09 WI-AF-FB-012618 0.11891	2.46e3	69.6	NO
7	7 13C6-PFDA	1800269-09 WI-AF-FB-012618 0.11891	1.14e4	90.6	NO
8	8 13C7-PFUdA	1800269-09 WI-AF-FB-012618 0.11891	1.19e4	74.0	NO

Name: 180221M1_43, Date: 21-Feb-2018, Time: 23:08:43, ID: 1800269-10 WI-AF-EB10-0118 0.12107, Description: WI-AF-EB10-0118

	# Name	ID	Area	%Rec	Area Out
1	1 13C4-PFBA	1800269-10 WI-AF-EB10-0118 0.12107	6.94e3	72.6	NO
2	2 13C5-PFHxA	1800269-10 WI-AF-EB10-0118 0.12107	9.59e3	68.3	NO
3	3 13C3-PFHxS	1800269-10 WI-AF-EB10-0118 0.12107	2.36e3	70.3	NO
4	4 13C8-PFOA	1800269-10 WI-AF-EB10-0118 0.12107	7.58e3	63.2	NO
5	5 13C9-PFNA	1800269-10 WI-AF-EB10-0118 0.12107	7.29e3	47.5	YES
6	6 13C4-PFOS	1800269-10 WI-AF-EB10-0118 0.12107	2.37e3	66.9	NO
7	7 13C6-PFDA	1800269-10 WI-AF-EB10-0118 0.12107	9.35e3	74.3	NO
8	8 13C7-PFUdA	1800269-10 WI-AF-EB10-0118 0.12107	1.09e4	67.9	NO

Name: 180221M1_44, Date: 21-Feb-2018, Time: 23:20:13, ID: B8B0074-BS1 OPR 1, Description: OPR

	# Name	ID	Area	%Rec	Area Out
1	1 13C4-PFBA	B8B0074-BS1 OPR 1	6.49e3	67.9	NO
2	2 13C5-PFHxA	B8B0074-BS1 OPR 1	7.77e3	55.3	NO
3	3 13C3-PFHxS	B8B0074-BS1 OPR 1	2.19e3	65.3	NO
4	4 13C8-PFOA	B8B0074-BS1 OPR 1	7.25e3	60.4	NO
5	5 13C9-PFNA	B8B0074-BS1 OPR 1	7.14e3	46.5	YES
6	6 13C4-PFOS	B8B0074-BS1 OPR 1	2.03e3	57.5	NO
7	7 13C6-PFDA	B8B0074-BS1 OPR 1	7.81e3	62.0	NO
8	8 13C7-PFUdA	B8B0074-BS1 OPR 1	8.79e3	54.7	NO

Dataset: Untitled

Last Altered: Thursday, February 22, 2018 14:56:59 Pacific Standard Time

Printed: Thursday, February 22, 2018 14:59:55 Pacific Standard Time

Name: 180221M1_45, Date: 21-Feb-2018, Time: 23:31:43, ID: B8B0074-BLK1 Method Blank 1, Description: Method Blank

	# Name	ID	Area	%Rec	Area Out
1	1 13C4-PFBA	B8B0074-BLK1 Method Blank 1	7.22e3	75.6	NO
2	2 13C5-PFHxA	B8B0074-BLK1 Method Blank 1	8.83e3	62.9	NO
3	3 13C3-PFHxS	B8B0074-BLK1 Method Blank 1	2.16e3	64.6	NO
4	4 13C8-PFOA	B8B0074-BLK1 Method Blank 1	7.84e3	65.4	NO
5	5 13C9-PFNA	B8B0074-BLK1 Method Blank 1	7.48e3	48.6	YES
6	6 13C4-PFOS	B8B0074-BLK1 Method Blank 1	2.53e3	71.7	NO
7	7 13C6-PFDA	B8B0074-BLK1 Method Blank 1	8.28e3	65.7	NO
8	8 13C7-PFUDa	B8B0074-BLK1 Method Blank 1	1.12e4	69.9	NO

Name: 180221M1_46, Date: 21-Feb-2018, Time: 23:43:10, ID: B8B0074-MS1 Matrix Spike 1.43, Description: Matrix Spike

	# Name	ID	Area	%Rec	Area Out
1	1 13C4-PFBA	B8B0074-MS1 Matrix Spike 1.43	6.89e3	72.2	NO
2	2 13C5-PFHxA	B8B0074-MS1 Matrix Spike 1.43	8.67e3	61.8	NO
3	3 13C3-PFHxS	B8B0074-MS1 Matrix Spike 1.43	2.28e3	68.0	NO
4	4 13C8-PFOA	B8B0074-MS1 Matrix Spike 1.43	7.44e3	62.1	NO
5	5 13C9-PFNA	B8B0074-MS1 Matrix Spike 1.43	7.78e3	50.6	NO
6	6 13C4-PFOS	B8B0074-MS1 Matrix Spike 1.43	2.68e3	75.9	NO
7	7 13C6-PFDA	B8B0074-MS1 Matrix Spike 1.43	8.39e3	66.7	NO
8	8 13C7-PFUDa	B8B0074-MS1 Matrix Spike 1.43	8.33e3	51.9	NO

Name: 180221M1_47, Date: 21-Feb-2018, Time: 23:54:40, ID: B8B0074-MSD1 Matrix Spike Dup 1.5, Description: Matrix Spike Dup

	# Name	ID	Area	%Rec	Area Out
1	1 13C4-PFBA	B8B0074-MSD1 Matrix Spike Dup 1.5	6.88e3	72.1	NO
2	2 13C5-PFHxA	B8B0074-MSD1 Matrix Spike Dup 1.5	8.12e3	57.8	NO
3	3 13C3-PFHxS	B8B0074-MSD1 Matrix Spike Dup 1.5	2.34e3	69.7	NO
4	4 13C8-PFOA	B8B0074-MSD1 Matrix Spike Dup 1.5	7.58e3	63.2	NO
5	5 13C9-PFNA	B8B0074-MSD1 Matrix Spike Dup 1.5	9.06e3	59.0	NO
6	6 13C4-PFOS	B8B0074-MSD1 Matrix Spike Dup 1.5	2.29e3	64.8	NO
7	7 13C6-PFDA	B8B0074-MSD1 Matrix Spike Dup 1.5	9.52e3	75.6	NO
8	8 13C7-PFUDa	B8B0074-MSD1 Matrix Spike Dup 1.5	1.10e4	68.7	NO

Name: 180221M1_48, Date: 22-Feb-2018, Time: 00:06:07, ID: 1800235-02 SB010102180123JLB 1.38, Description: SB010102180123JLB

	# Name	ID	Area	%Rec	Area Out
1	1 13C4-PFBA	1800235-02 SB010102180123JLB 1.38	7.48e3	78.4	NO
2	2 13C5-PFHxA	1800235-02 SB010102180123JLB 1.38	8.79e3	62.6	NO
3	3 13C3-PFHxS	1800235-02 SB010102180123JLB 1.38	2.41e3	71.9	NO
4	4 13C8-PFOA	1800235-02 SB010102180123JLB 1.38	7.29e3	60.8	NO
5	5 13C9-PFNA	1800235-02 SB010102180123JLB 1.38	7.05e3	45.9	YES
6	6 13C4-PFOS	1800235-02 SB010102180123JLB 1.38	2.25e3	63.7	NO
7	7 13C6-PFDA	1800235-02 SB010102180123JLB 1.38	7.86e3	62.4	NO
8	8 13C7-PFUDa	1800235-02 SB010102180123JLB 1.38	1.03e4	63.8	NO

Dataset: Untitled

Last Altered: Thursday, February 22, 2018 14:56:59 Pacific Standard Time

Printed: Thursday, February 22, 2018 14:59:55 Pacific Standard Time

Name: 180221M1_49, Date: 22-Feb-2018, Time: 00:17:37, ID: 1800268-01 WI-AF-SB614-0001-0118 1.77,
Description: WI-AF-SB614-0001-0118

	# Name	ID	Area	%Rec	Area Out
1	1 13C4-PFBA	1800268-01 WI-AF-SB614-0001-0118 1...	7.23e3	75.7	NO
2	2 13C5-PFHxA	1800268-01 WI-AF-SB614-0001-0118 1...	8.42e3	60.0	NO
3	3 13C3-PFHxS	1800268-01 WI-AF-SB614-0001-0118 1...	1.81e3	54.0	NO
4	4 13C8-PFOA	1800268-01 WI-AF-SB614-0001-0118 1...	7.90e3	65.9	NO
5	5 13C9-PFNA	1800268-01 WI-AF-SB614-0001-0118 1...	7.94e3	51.7	NO
6	6 13C4-PFOS	1800268-01 WI-AF-SB614-0001-0118 1...	2.01e3	57.0	NO
7	7 13C6-PFDA	1800268-01 WI-AF-SB614-0001-0118 1...	9.34e3	74.1	NO
8	8 13C7-PFUDa	1800268-01 WI-AF-SB614-0001-0118 1...	1.14e4	71.0	NO

Name: 180221M1_50, Date: 22-Feb-2018, Time: 00:29:07, ID: 1800268-02 WI-AF-SB614-0102-0118 1.25,
Description: WI-AF-SB614-0102-0118

	# Name	ID	Area	%Rec	Area Out
1	1 13C4-PFBA	1800268-02 WI-AF-SB614-0102-0118 1...	6.84e3	71.6	NO
2	2 13C5-PFHxA	1800268-02 WI-AF-SB614-0102-0118 1...	7.89e3	56.2	NO
3	3 13C3-PFHxS	1800268-02 WI-AF-SB614-0102-0118 1...	2.41e3	72.0	NO
4	4 13C8-PFOA	1800268-02 WI-AF-SB614-0102-0118 1...	7.01e3	58.5	NO
5	5 13C9-PFNA	1800268-02 WI-AF-SB614-0102-0118 1...	8.08e3	52.6	NO
6	6 13C4-PFOS	1800268-02 WI-AF-SB614-0102-0118 1...	2.21e3	62.5	NO
7	7 13C6-PFDA	1800268-02 WI-AF-SB614-0102-0118 1...	7.03e3	55.8	NO
8	8 13C7-PFUDa	1800268-02 WI-AF-SB614-0102-0118 1...	9.95e3	62.0	NO

Name: 180221M1_51, Date: 22-Feb-2018, Time: 00:40:33, ID: 1800268-03 WI-AF-SB614P-0102-0118 1.28,
Description: WI-AF-SB614P-0102-0118

	# Name	ID	Area	%Rec	Area Out
1	1 13C4-PFBA	1800268-03 WI-AF-SB614P-0102-0118 ...	7.06e3	74.0	NO
2	2 13C5-PFHxA	1800268-03 WI-AF-SB614P-0102-0118 ...	8.15e3	58.1	NO
3	3 13C3-PFHxS	1800268-03 WI-AF-SB614P-0102-0118 ...	2.19e3	65.3	NO
4	4 13C8-PFOA	1800268-03 WI-AF-SB614P-0102-0118 ...	7.90e3	65.9	NO
5	5 13C9-PFNA	1800268-03 WI-AF-SB614P-0102-0118 ...	6.90e3	44.9	YES
6	6 13C4-PFOS	1800268-03 WI-AF-SB614P-0102-0118 ...	2.00e3	56.5	NO
7	7 13C6-PFDA	1800268-03 WI-AF-SB614P-0102-0118 ...	6.31e3	50.1	NO
8	8 13C7-PFUDa	1800268-03 WI-AF-SB614P-0102-0118 ...	1.06e4	65.8	NO

Name: 180221M1_52, Date: 22-Feb-2018, Time: 00:52:00, ID: 1800268-04 WI-AF-SB612-0001-0118 1.32,
Description: WI-AF-SB612-0001-0118

	# Name	ID	Area	%Rec	Area Out
1	1 13C4-PFBA	1800268-04 WI-AF-SB612-0001-0118 1...	7.40e3	77.5	NO
2	2 13C5-PFHxA	1800268-04 WI-AF-SB612-0001-0118 1...	9.21e3	65.6	NO
3	3 13C3-PFHxS	1800268-04 WI-AF-SB612-0001-0118 1...	2.38e3	71.1	NO
4	4 13C8-PFOA	1800268-04 WI-AF-SB612-0001-0118 1...	7.18e3	59.8	NO
5	5 13C9-PFNA	1800268-04 WI-AF-SB612-0001-0118 1...	9.04e3	58.8	NO
6	6 13C4-PFOS	1800268-04 WI-AF-SB612-0001-0118 1...	2.13e3	60.3	NO
7	7 13C6-PFDA	1800268-04 WI-AF-SB612-0001-0118 1...	1.02e4	80.8	NO
8	8 13C7-PFUDa	1800268-04 WI-AF-SB612-0001-0118 1...	1.06e4	66.2	NO

Dataset: Untitled

Last Altered: Thursday, February 22, 2018 14:56:59 Pacific Standard Time
Printed: Thursday, February 22, 2018 14:59:55 Pacific Standard Time

Name: 180221M1_53, Date: 22-Feb-2018, Time: 01:03:27, ID: 1800268-05 WI-AF-SB612-0204-0118 1.25, Description: WI-AF-SB612-0204-0118

	# Name	ID	Area	%Rec	Area Out
1	1 13C4-PFBA	1800268-05 WI-AF-SB612-0204-0118 1...	6.93e3	72.5	NO
2	2 13C5-PFHxA	1800268-05 WI-AF-SB612-0204-0118 1...	8.73e3	62.2	NO
3	3 13C3-PFHxS	1800268-05 WI-AF-SB612-0204-0118 1...	2.54e3	75.6	NO
4	4 13C8-PFOA	1800268-05 WI-AF-SB612-0204-0118 1...	7.35e3	61.3	NO
5	5 13C9-PFNA	1800268-05 WI-AF-SB612-0204-0118 1...	7.24e3	47.1	YES
6	6 13C4-PFOS	1800268-05 WI-AF-SB612-0204-0118 1...	2.23e3	63.0	NO
7	7 13C6-PFDA	1800268-05 WI-AF-SB612-0204-0118 1...	1.01e4	80.4	NO
8	8 13C7-PFUDa	1800268-05 WI-AF-SB612-0204-0118 1...	1.02e4	63.3	NO

Name: 180221M1_54, Date: 22-Feb-2018, Time: 01:14:54, ID: 1800268-06 WI-AF-SB612-04H05H-0118 1.47, Description: WI-AF-SB612-04H05H-0118

	# Name	ID	Area	%Rec	Area Out
1	1 13C4-PFBA	1800268-06 WI-AF-SB612-04H05H-011...	8.77e3	91.8	NO
2	2 13C5-PFHxA	1800268-06 WI-AF-SB612-04H05H-011...	9.47e3	67.5	NO
3	3 13C3-PFHxS	1800268-06 WI-AF-SB612-04H05H-011...	2.64e3	78.9	NO
4	4 13C8-PFOA	1800268-06 WI-AF-SB612-04H05H-011...	9.19e3	76.6	NO
5	5 13C9-PFNA	1800268-06 WI-AF-SB612-04H05H-011...	8.55e3	55.6	NO
6	6 13C4-PFOS	1800268-06 WI-AF-SB612-04H05H-011...	2.52e3	71.2	NO
7	7 13C6-PFDA	1800268-06 WI-AF-SB612-04H05H-011...	1.09e4	86.8	NO
8	8 13C7-PFUDa	1800268-06 WI-AF-SB612-04H05H-011...	1.06e4	65.9	NO

Name: 180221M1_55, Date: 22-Feb-2018, Time: 01:26:15, ID: 1800279-03 REEPDW151 0.12119, Description: REEPDW151

	# Name	ID	Area	%Rec	Area Out
1	1 13C4-PFBA	1800279-03 REEPDW151 0.12119	4.23e3	44.3	YES
2	2 13C5-PFHxA	1800279-03 REEPDW151 0.12119	6.41e3	45.7	YES
3	3 13C3-PFHxS	1800279-03 REEPDW151 0.12119	2.72e3	81.2	NO
4	4 13C8-PFOA	1800279-03 REEPDW151 0.12119	5.74e3	47.8	YES
5	5 13C9-PFNA	1800279-03 REEPDW151 0.12119	6.16e3	40.1	YES
6	6 13C4-PFOS	1800279-03 REEPDW151 0.12119	2.99e3	84.6	NO
7	7 13C6-PFDA	1800279-03 REEPDW151 0.12119	7.89e3	62.7	NO
8	8 13C7-PFUDa	1800279-03 REEPDW151 0.12119	9.35e3	58.2	NO

Name: 180221M1_56, Date: 22-Feb-2018, Time: 01:37:42, ID: IPA, Description: IPA

	# Name	ID	Area	%Rec	Area Out
1	1 13C4-PFBA	IPA			NO
2	2 13C5-PFHxA	IPA	9.08e0	0.1	YES
3	3 13C3-PFHxS	IPA			NO
4	4 13C8-PFOA	IPA	7.16e0	0.1	YES
5	5 13C9-PFNA	IPA	7.52e0	0.0	YES
6	6 13C4-PFOS	IPA			NO
7	7 13C6-PFDA	IPA			NO
8	8 13C7-PFUDa	IPA			NO

Dataset: Untitled

Last Altered: Thursday, February 22, 2018 14:56:59 Pacific Standard Time
Printed: Thursday, February 22, 2018 14:59:55 Pacific Standard Time

Name: 180221M1_57, Date: 22-Feb-2018, Time: 01:49:09, ID: ST180221M1-12 PFC CS3 18B0815, Description: PFC CS3 18B0815

	# Name	ID	Area	%Rec	Area Out
1	1 13C4-PFBA	ST180221M1-12 PFC CS3 18B0815	8.45e3	88.5	NO
2	2 13C5-PFHxA	ST180221M1-12 PFC CS3 18B0815	1.61e4	115.0	NO
3	3 13C3-PFHxS	ST180221M1-12 PFC CS3 18B0815	3.60e3	107.3	NO
4	4 13C8-PFOA	ST180221M1-12 PFC CS3 18B0815	1.22e4	101.8	NO
5	5 13C9-PFNA	ST180221M1-12 PFC CS3 18B0815	1.24e4	80.6	NO
6	6 13C4-PFOS	ST180221M1-12 PFC CS3 18B0815	4.27e3	120.9	NO
7	7 13C6-PFDA	ST180221M1-12 PFC CS3 18B0815	1.28e4	101.6	NO
8	8 13C7-PFUDa	ST180221M1-12 PFC CS3 18B0815	1.57e4	97.7	NO

Name: 180221M1_58, Date: 22-Feb-2018, Time: 02:00:36, ID: IPA, Description: IPA

	# Name	ID	Area	%Rec	Area Out
1	1 13C4-PFBA	IPA			NO
2	2 13C5-PFHxA	IPA			NO
3	3 13C3-PFHxS	IPA			NO
4	4 13C8-PFOA	IPA			NO
5	5 13C9-PFNA	IPA			NO
6	6 13C4-PFOS	IPA			NO
7	7 13C6-PFDA	IPA	8.91e0	0.1	YES
8	8 13C7-PFUDa	IPA			NO

Name: 180221M1_59, Date: 22-Feb-2018, Time: 02:12:03, ID: 1800268-07 WI-AF-SB612-6870-0118 1.3, Description: WI-AF-SB612-6870-0118

	# Name	ID	Area	%Rec	Area Out
1	1 13C4-PFBA	1800268-07 WI-AF-SB612-6870-0118 1.3	7.11e3	74.4	NO
2	2 13C5-PFHxA	1800268-07 WI-AF-SB612-6870-0118 1.3	8.40e3	59.9	NO
3	3 13C3-PFHxS	1800268-07 WI-AF-SB612-6870-0118 1.3	2.34e3	69.9	NO
4	4 13C8-PFOA	1800268-07 WI-AF-SB612-6870-0118 1.3	7.61e3	63.4	NO
5	5 13C9-PFNA	1800268-07 WI-AF-SB612-6870-0118 1.3	8.47e3	55.1	NO
6	6 13C4-PFOS	1800268-07 WI-AF-SB612-6870-0118 1.3	2.19e3	61.9	NO
7	7 13C6-PFDA	1800268-07 WI-AF-SB612-6870-0118 1.3	7.97e3	63.3	NO
8	8 13C7-PFUDa	1800268-07 WI-AF-SB612-6870-0118 1.3	9.58e3	59.6	NO

Name: 180221M1_60, Date: 22-Feb-2018, Time: 02:23:29, ID: 1800268-08 WI-AF-SB613-000H-0118 1.39, Description: WI-AF-SB613-000H-0118

	# Name	ID	Area	%Rec	Area Out
1	1 13C4-PFBA	1800268-08 WI-AF-SB613-000H-0118 ...	6.61e3	69.2	NO
2	2 13C5-PFHxA	1800268-08 WI-AF-SB613-000H-0118 ...	8.50e3	60.6	NO
3	3 13C3-PFHxS	1800268-08 WI-AF-SB613-000H-0118 ...	1.72e3	51.2	NO
4	4 13C8-PFOA	1800268-08 WI-AF-SB613-000H-0118 ...	7.75e3	64.6	NO
5	5 13C9-PFNA	1800268-08 WI-AF-SB613-000H-0118 ...	7.51e3	48.9	YES
6	6 13C4-PFOS	1800268-08 WI-AF-SB613-000H-0118 ...	2.09e3	59.0	NO
7	7 13C6-PFDA	1800268-08 WI-AF-SB613-000H-0118 ...	7.68e3	61.0	NO
8	8 13C7-PFUDa	1800268-08 WI-AF-SB613-000H-0118 ...	8.35e3	52.0	NO

Dataset: Untitled

Last Altered: Thursday, February 22, 2018 14:56:59 Pacific Standard Time

Printed: Thursday, February 22, 2018 14:59:55 Pacific Standard Time

Name: 180221M1_61, Date: 22-Feb-2018, Time: 02:34:56, ID: 1800268-09 WI-AF-SB613-0H02-0118 1.34,
Description: WI-AF-SB613-0H02-0118

	# Name	ID	Area	%Rec	Area Out
1	1 13C4-PFBA	1800268-09 WI-AF-SB613-0H02-0118 ...	7.09e3	74.2	NO
2	2 13C5-PFHxA	1800268-09 WI-AF-SB613-0H02-0118 ...	9.09e3	64.8	NO
3	3 13C3-PFHxS	1800268-09 WI-AF-SB613-0H02-0118 ...	1.88e3	56.0	NO
4	4 13C8-PFOA	1800268-09 WI-AF-SB613-0H02-0118 ...	7.16e3	59.7	NO
5	5 13C9-PFNA	1800268-09 WI-AF-SB613-0H02-0118 ...	9.37e3	61.0	NO
6	6 13C4-PFOS	1800268-09 WI-AF-SB613-0H02-0118 ...	2.36e3	66.6	NO
7	7 13C6-PFDA	1800268-09 WI-AF-SB613-0H02-0118 ...	8.98e3	71.3	NO
8	8 13C7-PFUDa	1800268-09 WI-AF-SB613-0H02-0118 ...	1.15e4	71.9	NO

Name: 180221M1_62, Date: 22-Feb-2018, Time: 02:46:23, ID: 1800268-10 WI-AF-SB613-03H04H-0118 1.2,
Description: WI-AF-SB613-03H04H-0118

	# Name	ID	Area	%Rec	Area Out
1	1 13C4-PFBA	1800268-10 WI-AF-SB613-03H04H-011...	7.23e3	75.6	NO
2	2 13C5-PFHxA	1800268-10 WI-AF-SB613-03H04H-011...	8.01e3	57.1	NO
3	3 13C3-PFHxS	1800268-10 WI-AF-SB613-03H04H-011...	2.48e3	73.9	NO
4	4 13C8-PFOA	1800268-10 WI-AF-SB613-03H04H-011...	8.11e3	67.6	NO
5	5 13C9-PFNA	1800268-10 WI-AF-SB613-03H04H-011...	8.83e3	57.5	NO
6	6 13C4-PFOS	1800268-10 WI-AF-SB613-03H04H-011...	2.25e3	63.6	NO
7	7 13C6-PFDA	1800268-10 WI-AF-SB613-03H04H-011...	8.01e3	63.6	NO
8	8 13C7-PFUDa	1800268-10 WI-AF-SB613-03H04H-011...	1.05e4	65.4	NO

Name: 180221M1_63, Date: 22-Feb-2018, Time: 02:57:50, ID: 1800268-11 WI-AF-SB613-5657H-0118 1.23,
Description: WI-AF-SB613-5657H-0118

	# Name	ID	Area	%Rec	Area Out
1	1 13C4-PFBA	1800268-11 WI-AF-SB613-5657H-0118 ...	5.91e3	61.9	NO
2	2 13C5-PFHxA	1800268-11 WI-AF-SB613-5657H-0118 ...	7.79e3	55.5	NO
3	3 13C3-PFHxS	1800268-11 WI-AF-SB613-5657H-0118 ...	2.45e3	73.1	NO
4	4 13C8-PFOA	1800268-11 WI-AF-SB613-5657H-0118 ...	8.05e3	67.1	NO
5	5 13C9-PFNA	1800268-11 WI-AF-SB613-5657H-0118 ...	9.98e3	64.9	NO
6	6 13C4-PFOS	1800268-11 WI-AF-SB613-5657H-0118 ...	2.51e3	71.0	NO
7	7 13C6-PFDA	1800268-11 WI-AF-SB613-5657H-0118 ...	1.04e4	82.5	NO
8	8 13C7-PFUDa	1800268-11 WI-AF-SB613-5657H-0118 ...	1.01e4	63.0	NO

Name: 180221M1_64, Date: 22-Feb-2018, Time: 03:09:21, ID: 1800268-12 WI-AF-SB607-000H-0118 1.06,
Description: WI-AF-SB607-000H-0118

	# Name	ID	Area	%Rec	Area Out
1	1 13C4-PFBA	1800268-12 WI-AF-SB607-000H-0118 ...	7.59e3	79.4	NO
2	2 13C5-PFHxA	1800268-12 WI-AF-SB607-000H-0118 ...	9.56e3	68.2	NO
3	3 13C3-PFHxS	1800268-12 WI-AF-SB607-000H-0118 ...	2.24e3	66.7	NO
4	4 13C8-PFOA	1800268-12 WI-AF-SB607-000H-0118 ...	7.57e3	63.1	NO
5	5 13C9-PFNA	1800268-12 WI-AF-SB607-000H-0118 ...	8.00e3	52.1	NO
6	6 13C4-PFOS	1800268-12 WI-AF-SB607-000H-0118 ...	2.31e3	65.4	NO
7	7 13C6-PFDA	1800268-12 WI-AF-SB607-000H-0118 ...	9.37e3	74.4	NO
8	8 13C7-PFUDa	1800268-12 WI-AF-SB607-000H-0118 ...	8.85e3	55.1	NO

Dataset: Untitled

Last Altered: Thursday, February 22, 2018 14:56:59 Pacific Standard Time
Printed: Thursday, February 22, 2018 14:59:55 Pacific Standard Time

Name: 180221M1_65, Date: 22-Feb-2018, Time: 03:20:47, ID: 1800268-13 WI-AF-SB607P-000H-0118 1.34, Description: WI-AF-SB607P-000H-0118

	# Name	ID	Area	%Rec	Area Out
1	1 13C4-PFBA	1800268-13 WI-AF-SB607P-000H-0118...	7.33e3	76.8	NO
2	2 13C5-PFHxA	1800268-13 WI-AF-SB607P-000H-0118...	8.16e3	58.2	NO
3	3 13C3-PFHxS	1800268-13 WI-AF-SB607P-000H-0118...	2.19e3	65.2	NO
4	4 13C8-PFOA	1800268-13 WI-AF-SB607P-000H-0118...	8.02e3	66.9	NO
5	5 13C9-PFNA	1800268-13 WI-AF-SB607P-000H-0118...	7.86e3	51.1	NO
6	6 13C4-PFOS	1800268-13 WI-AF-SB607P-000H-0118...	2.41e3	68.3	NO
7	7 13C6-PFDA	1800268-13 WI-AF-SB607P-000H-0118...	8.32e3	66.1	NO
8	8 13C7-PFUDa	1800268-13 WI-AF-SB607P-000H-0118...	1.23e4	76.6	NO

Name: 180221M1_66, Date: 22-Feb-2018, Time: 03:32:17, ID: 1800268-14 WI-AF-SB607-0203-0118 1.22, Description: WI-AF-SB607-0203-0118

	# Name	ID	Area	%Rec	Area Out
1	1 13C4-PFBA	1800268-14 WI-AF-SB607-0203-0118 1...	5.88e3	61.5	NO
2	2 13C5-PFHxA	1800268-14 WI-AF-SB607-0203-0118 1...	7.85e3	55.9	NO
3	3 13C3-PFHxS	1800268-14 WI-AF-SB607-0203-0118 1...	1.79e3	53.3	NO
4	4 13C8-PFOA	1800268-14 WI-AF-SB607-0203-0118 1...	7.00e3	58.4	NO
5	5 13C9-PFNA	1800268-14 WI-AF-SB607-0203-0118 1...	7.74e3	50.3	NO
6	6 13C4-PFOS	1800268-14 WI-AF-SB607-0203-0118 1...	2.00e3	56.7	NO
7	7 13C6-PFDA	1800268-14 WI-AF-SB607-0203-0118 1...	8.18e3	64.9	NO
8	8 13C7-PFUDa	1800268-14 WI-AF-SB607-0203-0118 1...	8.25e3	51.4	NO

Name: 180221M1_67, Date: 22-Feb-2018, Time: 03:43:44, ID: 1800268-15 WI-AF-SB607-0405-0118 1.01, Description: WI-AF-SB607-0405-0118

	# Name	ID	Area	%Rec	Area Out
1	1 13C4-PFBA	1800268-15 WI-AF-SB607-0405-0118 1...	6.11e3	63.9	NO
2	2 13C5-PFHxA	1800268-15 WI-AF-SB607-0405-0118 1...	7.57e3	53.9	NO
3	3 13C3-PFHxS	1800268-15 WI-AF-SB607-0405-0118 1...	2.19e3	65.2	NO
4	4 13C8-PFOA	1800268-15 WI-AF-SB607-0405-0118 1...	6.28e3	52.4	NO
5	5 13C9-PFNA	1800268-15 WI-AF-SB607-0405-0118 1...	6.43e3	41.9	YES
6	6 13C4-PFOS	1800268-15 WI-AF-SB607-0405-0118 1...	2.05e3	58.0	NO
7	7 13C6-PFDA	1800268-15 WI-AF-SB607-0405-0118 1...	6.90e3	54.8	NO
8	8 13C7-PFUDa	1800268-15 WI-AF-SB607-0405-0118 1...	9.06e3	56.4	NO

Name: 180221M1_68, Date: 22-Feb-2018, Time: 03:55:14, ID: IPA, Description: IPA

	# Name	ID	Area	%Rec	Area Out
1	1 13C4-PFBA	IPA			NO
2	2 13C5-PFHxA	IPA			NO
3	3 13C3-PFHxS	IPA			NO
4	4 13C8-PFOA	IPA			NO
5	5 13C9-PFNA	IPA			NO
6	6 13C4-PFOS	IPA			NO
7	7 13C6-PFDA	IPA			NO
8	8 13C7-PFUDa	IPA			NO

Dataset: Untitled

Last Altered: Thursday, February 22, 2018 14:56:59 Pacific Standard Time
Printed: Thursday, February 22, 2018 14:59:55 Pacific Standard Time

Name: 180221M1_69, Date: 22-Feb-2018, Time: 04:06:44, ID: ST180221M1-13 PFC CS0 18B0812, Description: PFC CS0 18B0812

	# Name	ID	Area	%Rec	Area Out
1	1 13C4-PFBA	ST180221M1-13 PFC CS0 18B0812	9.43e3	98.7	NO
2	2 13C5-PFHxA	ST180221M1-13 PFC CS0 18B0812	1.76e4	125.2	NO
3	3 13C3-PFHxS	ST180221M1-13 PFC CS0 18B0812	4.55e3	135.6	NO
4	4 13C8-PFOA	ST180221M1-13 PFC CS0 18B0812	1.51e4	126.1	NO
5	5 13C9-PFNA	ST180221M1-13 PFC CS0 18B0812	1.62e4	105.6	NO
6	6 13C4-PFOS	ST180221M1-13 PFC CS0 18B0812	4.55e3	128.7	NO
7	7 13C6-PFDA	ST180221M1-13 PFC CS0 18B0812	1.63e4	129.8	NO
8	8 13C7-PFUDa	ST180221M1-13 PFC CS0 18B0812	1.86e4	115.8	NO

Name: 180221M1_70, Date: 22-Feb-2018, Time: 04:18:11, ID: IPA, Description: IPA

	# Name	ID	Area	%Rec	Area Out
1	1 13C4-PFBA	IPA			NO
2	2 13C5-PFHxA	IPA			NO
3	3 13C3-PFHxS	IPA			NO
4	4 13C8-PFOA	IPA			NO
5	5 13C9-PFNA	IPA			NO
6	6 13C4-PFOS	IPA			NO
7	7 13C6-PFDA	IPA	5.57e0	0.0	YES
8	8 13C7-PFUDa	IPA			NO

Name: 180221M1_71, Date: 22-Feb-2018, Time: 04:29:40, ID: 1800268-16 WI-AF-SB607-1011-0118 1.26, Description: WI-AF-SB607-1011-0118

	# Name	ID	Area	%Rec	Area Out
1	1 13C4-PFBA	1800268-16 WI-AF-SB607-1011-0118 1...	5.91e3	61.8	NO
2	2 13C5-PFHxA	1800268-16 WI-AF-SB607-1011-0118 1...	7.38e3	52.6	NO
3	3 13C3-PFHxS	1800268-16 WI-AF-SB607-1011-0118 1...	1.82e3	54.3	NO
4	4 13C8-PFOA	1800268-16 WI-AF-SB607-1011-0118 1...	6.90e3	57.5	NO
5	5 13C9-PFNA	1800268-16 WI-AF-SB607-1011-0118 1...	7.40e3	48.1	YES
6	6 13C4-PFOS	1800268-16 WI-AF-SB607-1011-0118 1...	1.91e3	54.1	NO
7	7 13C6-PFDA	1800268-16 WI-AF-SB607-1011-0118 1...	7.20e3	57.1	NO
8	8 13C7-PFUDa	1800268-16 WI-AF-SB607-1011-0118 1...	1.01e4	62.7	NO

Name: 180221M1_72, Date: 22-Feb-2018, Time: 04:41:10, ID: 1800268-17 WI-AF-SB610-3940-0118 1.1, Description: WI-AF-SB610-3940-0118

	# Name	ID	Area	%Rec	Area Out
1	1 13C4-PFBA	1800268-17 WI-AF-SB610-3940-0118 1.1	5.93e3	62.1	NO
2	2 13C5-PFHxA	1800268-17 WI-AF-SB610-3940-0118 1.1	7.27e3	51.8	NO
3	3 13C3-PFHxS	1800268-17 WI-AF-SB610-3940-0118 1.1	1.91e3	56.8	NO
4	4 13C8-PFOA	1800268-17 WI-AF-SB610-3940-0118 1.1	5.98e3	49.9	YES
5	5 13C9-PFNA	1800268-17 WI-AF-SB610-3940-0118 1.1	7.05e3	45.9	YES
6	6 13C4-PFOS	1800268-17 WI-AF-SB610-3940-0118 1.1	1.87e3	52.9	NO
7	7 13C6-PFDA	1800268-17 WI-AF-SB610-3940-0118 1.1	8.20e3	65.1	NO
8	8 13C7-PFUDa	1800268-17 WI-AF-SB610-3940-0118 1.1	9.82e3	61.1	NO

Dataset: Untitled

Last Altered: Thursday, February 22, 2018 14:56:59 Pacific Standard Time
Printed: Thursday, February 22, 2018 14:59:55 Pacific Standard Time

Name: 180221M1_73, Date: 22-Feb-2018, Time: 04:52:40, ID: 1800268-18 WI-AF-SB610P-3940-0118 1.22, Description: WI-AF-SB610P-3940-0118

	# Name	ID	Area	%Rec	Area Out
1	1 13C4-PFBA	1800268-18 WI-AF-SB610P-3940-0118 ...	5.82e3	61.0	NO
2	2 13C5-PFHxA	1800268-18 WI-AF-SB610P-3940-0118 ...	7.33e3	52.2	NO
3	3 13C3-PFHxS	1800268-18 WI-AF-SB610P-3940-0118 ...	1.71e3	50.9	NO
4	4 13C8-PFOA	1800268-18 WI-AF-SB610P-3940-0118 ...	6.00e3	50.0	NO
5	5 13C9-PFNA	1800268-18 WI-AF-SB610P-3940-0118 ...	8.55e3	55.6	NO
6	6 13C4-PFOS	1800268-18 WI-AF-SB610P-3940-0118 ...	2.04e3	57.8	NO
7	7 13C6-PFDA	1800268-18 WI-AF-SB610P-3940-0118 ...	7.00e3	55.6	NO
8	8 13C7-PFUDa	1800268-18 WI-AF-SB610P-3940-0118 ...	9.02e3	56.1	NO

Name: 180221M1_74, Date: 22-Feb-2018, Time: 05:04:07, ID: 1800246-10 WT1801311125MK 0.24971, Description: WT1801311125MK

	# Name	ID	Area	%Rec	Area Out
1	1 13C4-PFBA	1800246-10 WT1801311125MK 0.24971	8.17e3	85.5	NO
2	2 13C5-PFHxA	1800246-10 WT1801311125MK 0.24971	1.00e4	71.5	NO
3	3 13C3-PFHxS	1800246-10 WT1801311125MK 0.24971	2.85e3	84.8	NO
4	4 13C8-PFOA	1800246-10 WT1801311125MK 0.24971	1.09e4	90.8	NO
5	5 13C9-PFNA	1800246-10 WT1801311125MK 0.24971	9.02e3	58.7	NO
6	6 13C4-PFOS	1800246-10 WT1801311125MK 0.24971	2.77e3	78.3	NO
7	7 13C6-PFDA	1800246-10 WT1801311125MK 0.24971	1.15e4	91.3	NO
8	8 13C7-PFUDa	1800246-10 WT1801311125MK 0.24971	1.34e4	83.2	NO

Name: 180221M1_75, Date: 22-Feb-2018, Time: 05:15:36, ID: 1800246-11 WT1801311140MK 0.24503, Description: WT1801311140MK

	# Name	ID	Area	%Rec	Area Out
1	1 13C4-PFBA	1800246-11 WT1801311140MK 0.24503	9.76e3	102.2	NO
2	2 13C5-PFHxA	1800246-11 WT1801311140MK 0.24503	1.20e4	85.5	NO
3	3 13C3-PFHxS	1800246-11 WT1801311140MK 0.24503	3.17e3	94.4	NO
4	4 13C8-PFOA	1800246-11 WT1801311140MK 0.24503	1.12e4	93.6	NO
5	5 13C9-PFNA	1800246-11 WT1801311140MK 0.24503	1.17e4	76.0	NO
6	6 13C4-PFOS	1800246-11 WT1801311140MK 0.24503	2.84e3	80.2	NO
7	7 13C6-PFDA	1800246-11 WT1801311140MK 0.24503	1.21e4	96.0	NO
8	8 13C7-PFUDa	1800246-11 WT1801311140MK 0.24503	1.16e4	72.3	NO

Name: 180221M1_76, Date: 22-Feb-2018, Time: 05:27:03, ID: 1800246-12 WT1801311355MK 0.24759, Description: WT1801311355MK

	# Name	ID	Area	%Rec	Area Out
1	1 13C4-PFBA	1800246-12 WT1801311355MK 0.24759	9.20e3	96.3	NO
2	2 13C5-PFHxA	1800246-12 WT1801311355MK 0.24759	1.12e4	80.2	NO
3	3 13C3-PFHxS	1800246-12 WT1801311355MK 0.24759	2.68e3	79.8	NO
4	4 13C8-PFOA	1800246-12 WT1801311355MK 0.24759	9.16e3	76.4	NO
5	5 13C9-PFNA	1800246-12 WT1801311355MK 0.24759	1.13e4	73.8	NO
6	6 13C4-PFOS	1800246-12 WT1801311355MK 0.24759	2.75e3	77.8	NO
7	7 13C6-PFDA	1800246-12 WT1801311355MK 0.24759	1.07e4	84.9	NO
8	8 13C7-PFUDa	1800246-12 WT1801311355MK 0.24759	1.20e4	75.0	NO

Dataset: Untitled

Last Altered: Thursday, February 22, 2018 14:56:59 Pacific Standard Time
Printed: Thursday, February 22, 2018 14:59:55 Pacific Standard Time

Name: 180221M1_77, Date: 22-Feb-2018, Time: 05:38:32, ID: 1800246-13 WT1801311405MK 0.24265, Description: WT1801311405MK

#	Name	ID	Area	%Rec	Area Out
1	1 13C4-PFBA	1800246-13 WT1801311405MK 0.24265	9.88e3	103.5	NO
2	2 13C5-PFHxA	1800246-13 WT1801311405MK 0.24265	1.16e4	83.0	NO
3	3 13C3-PFHxS	1800246-13 WT1801311405MK 0.24265	3.06e3	91.4	NO
4	4 13C8-PFOA	1800246-13 WT1801311405MK 0.24265	1.05e4	87.5	NO
5	5 13C9-PFNA	1800246-13 WT1801311405MK 0.24265	1.04e4	67.5	NO
6	6 13C4-PFOS	1800246-13 WT1801311405MK 0.24265	2.91e3	82.4	NO
7	7 13C6-PFDA	1800246-13 WT1801311405MK 0.24265	9.91e3	78.7	NO
8	8 13C7-PFUdA	1800246-13 WT1801311405MK 0.24265	1.16e4	72.1	NO

Name: 180221M1_78, Date: 22-Feb-2018, Time: 05:50:02, ID: B8B0095-BS1 OPR 0.25, Description: OPR

#	Name	ID	Area	%Rec	Area Out
1	1 13C4-PFBA	B8B0095-BS1 OPR 0.25	8.67e3	90.8	NO
2	2 13C5-PFHxA	B8B0095-BS1 OPR 0.25	1.01e4	72.0	NO
3	3 13C3-PFHxS	B8B0095-BS1 OPR 0.25	3.10e3	92.6	NO
4	4 13C8-PFOA	B8B0095-BS1 OPR 0.25	1.10e4	92.1	NO
5	5 13C9-PFNA	B8B0095-BS1 OPR 0.25	1.04e4	67.7	NO
6	6 13C4-PFOS	B8B0095-BS1 OPR 0.25	2.90e3	82.2	NO
7	7 13C6-PFDA	B8B0095-BS1 OPR 0.25	1.27e4	100.9	NO
8	8 13C7-PFUdA	B8B0095-BS1 OPR 0.25	1.20e4	74.8	NO

Name: 180221M1_79, Date: 22-Feb-2018, Time: 06:01:31, ID: B8B0095-BSD1 LCSD 0.25, Description: LCSD

#	Name	ID	Area	%Rec	Area Out
1	1 13C4-PFBA	B8B0095-BSD1 LCSD 0.25	1.02e4	107.2	NO
2	2 13C5-PFHxA	B8B0095-BSD1 LCSD 0.25	1.18e4	84.4	NO
3	3 13C3-PFHxS	B8B0095-BSD1 LCSD 0.25	3.51e3	104.8	NO
4	4 13C8-PFOA	B8B0095-BSD1 LCSD 0.25	1.13e4	94.6	NO
5	5 13C9-PFNA	B8B0095-BSD1 LCSD 0.25	1.30e4	84.5	NO
6	6 13C4-PFOS	B8B0095-BSD1 LCSD 0.25	3.36e3	95.1	NO
7	7 13C6-PFDA	B8B0095-BSD1 LCSD 0.25	1.32e4	104.9	NO
8	8 13C7-PFUdA	B8B0095-BSD1 LCSD 0.25	1.75e4	109.0	NO

Name: 180221M1_80, Date: 22-Feb-2018, Time: 06:12:58, ID: B8B0095-BLK1 Method Blank 0.25, Description: Method Blank

#	Name	ID	Area	%Rec	Area Out
1	1 13C4-PFBA	B8B0095-BLK1 Method Blank 0.25	8.61e3	90.1	NO
2	2 13C5-PFHxA	B8B0095-BLK1 Method Blank 0.25	1.12e4	79.7	NO
3	3 13C3-PFHxS	B8B0095-BLK1 Method Blank 0.25	2.75e3	82.0	NO
4	4 13C8-PFOA	B8B0095-BLK1 Method Blank 0.25	9.24e3	77.0	NO
5	5 13C9-PFNA	B8B0095-BLK1 Method Blank 0.25	1.10e4	71.4	NO
6	6 13C4-PFOS	B8B0095-BLK1 Method Blank 0.25	2.86e3	80.8	NO
7	7 13C6-PFDA	B8B0095-BLK1 Method Blank 0.25	1.31e4	103.7	NO
8	8 13C7-PFUdA	B8B0095-BLK1 Method Blank 0.25	1.12e4	69.5	NO

Dataset: Untitled

Last Altered: Thursday, February 22, 2018 14:56:59 Pacific Standard Time
Printed: Thursday, February 22, 2018 14:59:55 Pacific Standard Time

Name: 180221M1_81, Date: 22-Feb-2018, Time: 06:24:27, ID: 1800273-05RE1 MCA-EB-02 0.24963, Description: MCA-EB-02

	# Name	ID	Area	%Rec	Area Out
1	1 13C4-PFBA	1800273-05RE1 MCA-EB-02 0.24963	7.70e3	80.6	NO
2	2 13C5-PFHxA	1800273-05RE1 MCA-EB-02 0.24963	9.87e3	70.3	NO
3	3 13C3-PFHxS	1800273-05RE1 MCA-EB-02 0.24963	2.86e3	85.4	NO
4	4 13C8-PFOA	1800273-05RE1 MCA-EB-02 0.24963	7.92e3	66.1	NO
5	5 13C9-PFNA	1800273-05RE1 MCA-EB-02 0.24963	1.13e4	73.5	NO
6	6 13C4-PFOS	1800273-05RE1 MCA-EB-02 0.24963	2.85e3	80.7	NO
7	7 13C6-PFDA	1800273-05RE1 MCA-EB-02 0.24963	8.24e3	65.4	NO
8	8 13C7-PFUDa	1800273-05RE1 MCA-EB-02 0.24963	1.18e4	73.4	NO

Name: 180221M1_82, Date: 22-Feb-2018, Time: 06:35:57, ID: 1800279-01RE1 REEPDW150 0.11792, Description: REEPDW150

	# Name	ID	Area	%Rec	Area Out
1	1 13C4-PFBA	1800279-01RE1 REEPDW150 0.11792	8.21e3	86.0	NO
2	2 13C5-PFHxA	1800279-01RE1 REEPDW150 0.11792	1.09e4	77.8	NO
3	3 13C3-PFHxS	1800279-01RE1 REEPDW150 0.11792	3.08e3	91.8	NO
4	4 13C8-PFOA	1800279-01RE1 REEPDW150 0.11792	9.68e3	80.7	NO
5	5 13C9-PFNA	1800279-01RE1 REEPDW150 0.11792	8.83e3	57.4	NO
6	6 13C4-PFOS	1800279-01RE1 REEPDW150 0.11792	2.49e3	70.4	NO
7	7 13C6-PFDA	1800279-01RE1 REEPDW150 0.11792	8.60e3	68.3	NO
8	8 13C7-PFUDa	1800279-01RE1 REEPDW150 0.11792	1.23e4	76.7	NO

Name: 180221M1_83, Date: 22-Feb-2018, Time: 06:47:27, ID: 1800294-01 GW1802071410AB 0.25657, Description: GW1802071410AB

	# Name	ID	Area	%Rec	Area Out
1	1 13C4-PFBA	1800294-01 GW1802071410AB 0.25657	8.27e3	86.6	NO
2	2 13C5-PFHxA	1800294-01 GW1802071410AB 0.25657	9.88e3	70.4	NO
3	3 13C3-PFHxS	1800294-01 GW1802071410AB 0.25657	2.49e3	74.2	NO
4	4 13C8-PFOA	1800294-01 GW1802071410AB 0.25657	1.03e4	86.3	NO
5	5 13C9-PFNA	1800294-01 GW1802071410AB 0.25657	9.24e3	60.1	NO
6	6 13C4-PFOS	1800294-01 GW1802071410AB 0.25657	2.75e3	77.8	NO
7	7 13C6-PFDA	1800294-01 GW1802071410AB 0.25657	9.99e3	79.4	NO
8	8 13C7-PFUDa	1800294-01 GW1802071410AB 0.25657	1.40e4	87.1	NO

Name: 180221M1_84, Date: 22-Feb-2018, Time: 06:58:54, ID: 1800294-02 GW1802071515AB 0.25263, Description: GW1802071515AB

	# Name	ID	Area	%Rec	Area Out
1	1 13C4-PFBA	1800294-02 GW1802071515AB 0.25263	8.24e3	86.3	NO
2	2 13C5-PFHxA	1800294-02 GW1802071515AB 0.25263	1.11e4	78.8	NO
3	3 13C3-PFHxS	1800294-02 GW1802071515AB 0.25263	2.61e3	77.8	NO
4	4 13C8-PFOA	1800294-02 GW1802071515AB 0.25263	8.14e3	67.8	NO
5	5 13C9-PFNA	1800294-02 GW1802071515AB 0.25263	9.97e3	64.9	NO
6	6 13C4-PFOS	1800294-02 GW1802071515AB 0.25263	2.81e3	79.4	NO
7	7 13C6-PFDA	1800294-02 GW1802071515AB 0.25263	9.13e3	72.5	NO
8	8 13C7-PFUDa	1800294-02 GW1802071515AB 0.25263	1.15e4	71.4	NO

Dataset: Untitled

Last Altered: Thursday, February 22, 2018 14:56:59 Pacific Standard Time
Printed: Thursday, February 22, 2018 14:59:55 Pacific Standard Time

Name: 180221M1_85, Date: 22-Feb-2018, Time: 07:10:21, ID: IPA, Description: IPA

	# Name	ID	Area	%Rec	Area Out
1	1 13C4-PFBA	IPA			NO
2	2 13C5-PFHxA	IPA			NO
3	3 13C3-PFHxS	IPA			NO
4	4 13C8-PFOA	IPA			NO
5	5 13C9-PFNA	IPA			NO
6	6 13C4-PFOS	IPA			NO
7	7 13C6-PFDA	IPA			NO
8	8 13C7-PFUdA	IPA			NO

Name: 180221M1_86, Date: 22-Feb-2018, Time: 07:21:48, ID: ST180221M1-14 PFC CS3 18B0815, Description: PFC CS3 18B0815

	# Name	ID	Area	%Rec	Area Out
1	1 13C4-PFBA	ST180221M1-14 PFC CS3 18B0815	8.92e3	93.4	NO
2	2 13C5-PFHxA	ST180221M1-14 PFC CS3 18B0815	1.72e4	122.4	NO
3	3 13C3-PFHxS	ST180221M1-14 PFC CS3 18B0815	4.28e3	127.6	NO
4	4 13C8-PFOA	ST180221M1-14 PFC CS3 18B0815	1.39e4	116.0	NO
5	5 13C9-PFNA	ST180221M1-14 PFC CS3 18B0815	1.51e4	98.3	NO
6	6 13C4-PFOS	ST180221M1-14 PFC CS3 18B0815	3.95e3	111.6	NO
7	7 13C6-PFDA	ST180221M1-14 PFC CS3 18B0815	1.56e4	124.2	NO
8	8 13C7-PFUdA	ST180221M1-14 PFC CS3 18B0815	1.69e4	105.1	NO

Name: 180221M1_87, Date: 22-Feb-2018, Time: 07:33:14, ID: IPA, Description: IPA

	# Name	ID	Area	%Rec	Area Out
1	1 13C4-PFBA	IPA			NO
2	2 13C5-PFHxA	IPA			NO
3	3 13C3-PFHxS	IPA			NO
4	4 13C8-PFOA	IPA			NO
5	5 13C9-PFNA	IPA			NO
6	6 13C4-PFOS	IPA			NO
7	7 13C6-PFDA	IPA	6.20e0	0.0	YES
8	8 13C7-PFUdA	IPA	7.84e0	0.0	YES

Name: 180221M1_88, Date: 22-Feb-2018, Time: 07:44:44, ID: 1800294-03 GW1802071620AB 0.25388, Description: GW1802071620AB

	# Name	ID	Area	%Rec	Area Out
1	1 13C4-PFBA	1800294-03 GW1802071620AB 0.25388	9.89e3	103.6	NO
2	2 13C5-PFHxA	1800294-03 GW1802071620AB 0.25388	1.15e4	81.8	NO
3	3 13C3-PFHxS	1800294-03 GW1802071620AB 0.25388	3.16e3	94.3	NO
4	4 13C8-PFOA	1800294-03 GW1802071620AB 0.25388	9.24e3	77.1	NO
5	5 13C9-PFNA	1800294-03 GW1802071620AB 0.25388	1.16e4	75.3	NO
6	6 13C4-PFOS	1800294-03 GW1802071620AB 0.25388	3.03e3	85.8	NO
7	7 13C6-PFDA	1800294-03 GW1802071620AB 0.25388	1.09e4	86.9	NO
8	8 13C7-PFUdA	1800294-03 GW1802071620AB 0.25388	1.15e4	71.7	NO

Dataset: Untitled

Last Altered: Thursday, February 22, 2018 14:56:59 Pacific Standard Time

Printed: Thursday, February 22, 2018 14:59:55 Pacific Standard Time

Name: 180221M1_89, Date: 22-Feb-2018, Time: 07:56:14, ID: 1800294-04 GW1802071425MK 0.25152, Description: GW1802071425MK

	# Name	ID	Area	%Rec	Area Out
1	1 13C4-PFBA	1800294-04 GW1802071425MK 0.25152	9.05e3	94.8	NO
2	2 13C5-PFHxA	1800294-04 GW1802071425MK 0.25152	1.11e4	79.0	NO
3	3 13C3-PFHxS	1800294-04 GW1802071425MK 0.25152	3.38e3	100.9	NO
4	4 13C8-PFOA	1800294-04 GW1802071425MK 0.25152	1.01e4	84.1	NO
5	5 13C9-PFNA	1800294-04 GW1802071425MK 0.25152	1.19e4	77.7	NO
6	6 13C4-PFOS	1800294-04 GW1802071425MK 0.25152	2.89e3	81.7	NO
7	7 13C6-PFDA	1800294-04 GW1802071425MK 0.25152	9.41e3	74.7	NO
8	8 13C7-PFUdA	1800294-04 GW1802071425MK 0.25152	1.30e4	81.0	NO

Name: 180221M1_90, Date: 22-Feb-2018, Time: 08:07:41, ID: B8B0106-BS1 OPR 0.25, Description: OPR

	# Name	ID	Area	%Rec	Area Out
1	1 13C4-PFBA	B8B0106-BS1 OPR 0.25	6.23e3	65.2	NO
2	2 13C5-PFHxA	B8B0106-BS1 OPR 0.25	7.62e3	54.3	NO
3	3 13C3-PFHxS	B8B0106-BS1 OPR 0.25	2.47e3	73.6	NO
4	4 13C8-PFOA	B8B0106-BS1 OPR 0.25	6.98e3	58.2	NO
5	5 13C9-PFNA	B8B0106-BS1 OPR 0.25	8.29e3	53.9	NO
6	6 13C4-PFOS	B8B0106-BS1 OPR 0.25	2.60e3	73.7	NO
7	7 13C6-PFDA	B8B0106-BS1 OPR 0.25	7.43e3	59.0	NO
8	8 13C7-PFUdA	B8B0106-BS1 OPR 0.25	8.62e3	53.7	NO

Name: 180221M1_91, Date: 22-Feb-2018, Time: 08:19:11, ID: B8B0106-BSD1 LCSD 0.25, Description: LCSD

	# Name	ID	Area	%Rec	Area Out
1	1 13C4-PFBA	B8B0106-BSD1 LCSD 0.25	7.94e3	83.1	NO
2	2 13C5-PFHxA	B8B0106-BSD1 LCSD 0.25	8.98e3	64.0	NO
3	3 13C3-PFHxS	B8B0106-BSD1 LCSD 0.25	2.76e3	82.3	NO
4	4 13C8-PFOA	B8B0106-BSD1 LCSD 0.25	8.79e3	73.3	NO
5	5 13C9-PFNA	B8B0106-BSD1 LCSD 0.25	1.06e4	68.9	NO
6	6 13C4-PFOS	B8B0106-BSD1 LCSD 0.25	2.65e3	74.9	NO
7	7 13C6-PFDA	B8B0106-BSD1 LCSD 0.25	8.82e3	70.0	NO
8	8 13C7-PFUdA	B8B0106-BSD1 LCSD 0.25	1.10e4	68.4	NO

Name: 180221M1_92, Date: 22-Feb-2018, Time: 08:30:32, ID: B8B0106-BLK1 Method Blank 0.25, Description: Method Blank

	# Name	ID	Area	%Rec	Area Out
1	1 13C4-PFBA	B8B0106-BLK1 Method Blank 0.25	7.02e3	73.5	NO
2	2 13C5-PFHxA	B8B0106-BLK1 Method Blank 0.25	8.78e3	62.5	NO
3	3 13C3-PFHxS	B8B0106-BLK1 Method Blank 0.25	2.56e3	76.4	NO
4	4 13C8-PFOA	B8B0106-BLK1 Method Blank 0.25	9.26e3	77.3	NO
5	5 13C9-PFNA	B8B0106-BLK1 Method Blank 0.25	9.53e3	62.0	NO
6	6 13C4-PFOS	B8B0106-BLK1 Method Blank 0.25	1.87e3	53.0	NO
7	7 13C6-PFDA	B8B0106-BLK1 Method Blank 0.25	9.84e3	78.1	NO
8	8 13C7-PFUdA	B8B0106-BLK1 Method Blank 0.25	9.64e3	60.0	NO

Dataset: Untitled

Last Altered: Thursday, February 22, 2018 14:56:59 Pacific Standard Time

Printed: Thursday, February 22, 2018 14:59:55 Pacific Standard Time

Name: 180221M1_93, Date: 22-Feb-2018, Time: 08:41:59, ID: 1800294-05RE1 GW1802071520MK 0.25646, Description: GW1802071520MK

	# Name	ID	Area	%Rec	Area Out
1	1 13C4-PFBA	1800294-05RE1 GW1802071520MK 0...	7.59e3	79.4	NO
2	2 13C5-PFHxA	1800294-05RE1 GW1802071520MK 0...	1.01e4	72.2	NO
3	3 13C3-PFHxS	1800294-05RE1 GW1802071520MK 0...	2.43e3	72.6	NO
4	4 13C8-PFOA	1800294-05RE1 GW1802071520MK 0...	7.77e3	64.8	NO
5	5 13C9-PFNA	1800294-05RE1 GW1802071520MK 0...	8.49e3	55.2	NO
6	6 13C4-PFOS	1800294-05RE1 GW1802071520MK 0...	2.73e3	77.3	NO
7	7 13C6-PFDA	1800294-05RE1 GW1802071520MK 0...	8.99e3	71.4	NO
8	8 13C7-PFUDa	1800294-05RE1 GW1802071520MK 0...	1.12e4	69.5	NO

Name: 180221M1_94, Date: 22-Feb-2018, Time: 08:53:26, ID: 1800294-06RE1 GW1802071630MK 0.26587, Description: GW1802071630MK

	# Name	ID	Area	%Rec	Area Out
1	1 13C4-PFBA	1800294-06RE1 GW1802071630MK 0...	8.00e3	83.7	NO
2	2 13C5-PFHxA	1800294-06RE1 GW1802071630MK 0...	9.33e3	66.5	NO
3	3 13C3-PFHxS	1800294-06RE1 GW1802071630MK 0...	2.85e3	84.9	NO
4	4 13C8-PFOA	1800294-06RE1 GW1802071630MK 0...	8.15e3	67.9	NO
5	5 13C9-PFNA	1800294-06RE1 GW1802071630MK 0...	8.25e3	53.7	NO
6	6 13C4-PFOS	1800294-06RE1 GW1802071630MK 0...	2.19e3	62.0	NO
7	7 13C6-PFDA	1800294-06RE1 GW1802071630MK 0...	9.19e3	73.0	NO
8	8 13C7-PFUDa	1800294-06RE1 GW1802071630MK 0...	1.05e4	65.2	NO

Name: 180221M1_95, Date: 22-Feb-2018, Time: 09:04:56, ID: 1800294-07RE1 GW1802071635MKDUP 0.25917, Description: GW1802071635MKDUP

	# Name	ID	Area	%Rec	Area Out
1	1 13C4-PFBA	1800294-07RE1 GW1802071635MKD...	6.91e3	72.4	NO
2	2 13C5-PFHxA	1800294-07RE1 GW1802071635MKD...	9.63e3	68.6	NO
3	3 13C3-PFHxS	1800294-07RE1 GW1802071635MKD...	2.98e3	88.9	NO
4	4 13C8-PFOA	1800294-07RE1 GW1802071635MKD...	8.73e3	72.8	NO
5	5 13C9-PFNA	1800294-07RE1 GW1802071635MKD...	8.73e3	56.8	NO
6	6 13C4-PFOS	1800294-07RE1 GW1802071635MKD...	2.69e3	76.0	NO
7	7 13C6-PFDA	1800294-07RE1 GW1802071635MKD...	7.83e3	62.2	NO
8	8 13C7-PFUDa	1800294-07RE1 GW1802071635MKD...	1.07e4	66.9	NO

Name: 180221M1_96, Date: 22-Feb-2018, Time: 09:16:25, ID: 1800304-01RE1 EB011802051415AB 0.25855, Description: EB011802051415AB

	# Name	ID	Area	%Rec	Area Out
1	1 13C4-PFBA	1800304-01RE1 EB011802051415AB 0...	8.48e3	88.7	NO
2	2 13C5-PFHxA	1800304-01RE1 EB011802051415AB 0...	9.77e3	69.6	NO
3	3 13C3-PFHxS	1800304-01RE1 EB011802051415AB 0...	2.58e3	77.0	NO
4	4 13C8-PFOA	1800304-01RE1 EB011802051415AB 0...	8.71e3	72.6	NO
5	5 13C9-PFNA	1800304-01RE1 EB011802051415AB 0...	9.41e3	61.2	NO
6	6 13C4-PFOS	1800304-01RE1 EB011802051415AB 0...	2.84e3	80.3	NO
7	7 13C6-PFDA	1800304-01RE1 EB011802051415AB 0...	1.04e4	82.8	NO
8	8 13C7-PFUDa	1800304-01RE1 EB011802051415AB 0...	1.13e4	70.4	NO

Dataset: Untitled

Last Altered: Thursday, February 22, 2018 14:56:59 Pacific Standard Time

Printed: Thursday, February 22, 2018 14:59:55 Pacific Standard Time

Name: 180221M1_97, Date: 22-Feb-2018, Time: 09:27:54, ID: 1800304-02RE1 GW1802051530AB 0.25084, Description: GW1802051530AB

	# Name	ID	Area	%Rec	Area Out
1	1 13C4-PFBA	1800304-02RE1 GW1802051530AB 0....	7.59e3	79.5	NO
2	2 13C5-PFHxA	1800304-02RE1 GW1802051530AB 0....	9.93e3	70.7	NO
3	3 13C3-PFHxS	1800304-02RE1 GW1802051530AB 0....	2.58e3	76.9	NO
4	4 13C8-PFOA	1800304-02RE1 GW1802051530AB 0....	9.21e3	76.8	NO
5	5 13C9-PFNA	1800304-02RE1 GW1802051530AB 0....	7.43e3	48.3	YES
6	6 13C4-PFOS	1800304-02RE1 GW1802051530AB 0....	2.41e3	68.1	NO
7	7 13C6-PFDA	1800304-02RE1 GW1802051530AB 0....	8.38e3	66.5	NO
8	8 13C7-PFUDa	1800304-02RE1 GW1802051530AB 0....	9.23e3	57.5	NO

Name: 180221M1_98, Date: 22-Feb-2018, Time: 09:39:21, ID: 1800304-03RE1 GW1802051640AB 0.25399, Description: GW1802051640AB

	# Name	ID	Area	%Rec	Area Out
1	1 13C4-PFBA	1800304-03RE1 GW1802051640AB 0....	6.37e3	66.7	NO
2	2 13C5-PFHxA	1800304-03RE1 GW1802051640AB 0....	8.50e3	60.6	NO
3	3 13C3-PFHxS	1800304-03RE1 GW1802051640AB 0....	2.40e3	71.7	NO
4	4 13C8-PFOA	1800304-03RE1 GW1802051640AB 0....	6.44e3	53.7	NO
5	5 13C9-PFNA	1800304-03RE1 GW1802051640AB 0....	7.76e3	50.5	NO
6	6 13C4-PFOS	1800304-03RE1 GW1802051640AB 0....	2.67e3	75.4	NO
7	7 13C6-PFDA	1800304-03RE1 GW1802051640AB 0....	7.83e3	62.2	NO
8	8 13C7-PFUDa	1800304-03RE1 GW1802051640AB 0....	7.89e3	49.1	YES

Name: 180221M1_99, Date: 22-Feb-2018, Time: 09:50:50, ID: 1800304-04RE1 GW1802051510MK 0.26045, Description: GW1802051510MK

	# Name	ID	Area	%Rec	Area Out
1	1 13C4-PFBA	1800304-04RE1 GW1802051510MK 0....	6.85e3	71.7	NO
2	2 13C5-PFHxA	1800304-04RE1 GW1802051510MK 0....	8.94e3	63.8	NO
3	3 13C3-PFHxS	1800304-04RE1 GW1802051510MK 0....	2.36e3	70.4	NO
4	4 13C8-PFOA	1800304-04RE1 GW1802051510MK 0....	7.66e3	63.9	NO
5	5 13C9-PFNA	1800304-04RE1 GW1802051510MK 0....	7.49e3	48.7	YES
6	6 13C4-PFOS	1800304-04RE1 GW1802051510MK 0....	2.62e3	74.1	NO
7	7 13C6-PFDA	1800304-04RE1 GW1802051510MK 0....	8.72e3	69.3	NO
8	8 13C7-PFUDa	1800304-04RE1 GW1802051510MK 0....	9.29e3	57.8	NO

Name: 180221M1_100, Date: 22-Feb-2018, Time: 10:02:17, ID: 1800304-05RE1 GW1802051625MK 0.25932, Description: GW1802051625MK

	# Name	ID	Area	%Rec	Area Out
1	1 13C4-PFBA	1800304-05RE1 GW1802051625MK 0....	7.50e3	78.5	NO
2	2 13C5-PFHxA	1800304-05RE1 GW1802051625MK 0....	9.39e3	66.9	NO
3	3 13C3-PFHxS	1800304-05RE1 GW1802051625MK 0....	2.78e3	82.8	NO
4	4 13C8-PFOA	1800304-05RE1 GW1802051625MK 0....	8.42e3	70.2	NO
5	5 13C9-PFNA	1800304-05RE1 GW1802051625MK 0....	8.75e3	57.0	NO
6	6 13C4-PFOS	1800304-05RE1 GW1802051625MK 0....	2.56e3	72.4	NO
7	7 13C6-PFDA	1800304-05RE1 GW1802051625MK 0....	7.42e3	58.9	NO
8	8 13C7-PFUDa	1800304-05RE1 GW1802051625MK 0....	1.15e4	71.8	NO

Dataset: Untitled

Last Altered: Thursday, February 22, 2018 14:56:59 Pacific Standard Time

Printed: Thursday, February 22, 2018 14:59:55 Pacific Standard Time

Name: 180221M1_101, Date: 22-Feb-2018, Time: 10:13:47, ID: 1800305-01 REEPDW164 0.11246, Description: REEPDW164

	# Name	ID	Area	%Rec	Area Out
1	1 13C4-PFBA	1800305-01 REEPDW164 0.11246	5.60e3	58.7	NO
2	2 13C5-PFHxA	1800305-01 REEPDW164 0.11246	7.68e3	54.7	NO
3	3 13C3-PFHxS	1800305-01 REEPDW164 0.11246	2.42e3	72.3	NO
4	4 13C8-PFOA	1800305-01 REEPDW164 0.11246	7.39e3	61.6	NO
5	5 13C9-PFNA	1800305-01 REEPDW164 0.11246	7.66e3	49.8	YES
6	6 13C4-PFOS	1800305-01 REEPDW164 0.11246	2.13e3	60.2	NO
7	7 13C6-PFDA	1800305-01 REEPDW164 0.11246	8.81e3	70.0	NO
8	8 13C7-PFUDa	1800305-01 REEPDW164 0.11246	8.78e3	54.6	NO

Name: 180221M1_102, Date: 22-Feb-2018, Time: 10:25:17, ID: IPA, Description: IPA

	# Name	ID	Area	%Rec	Area Out
1	1 13C4-PFBA	IPA			NO
2	2 13C5-PFHxA	IPA			NO
3	3 13C3-PFHxS	IPA			NO
4	4 13C8-PFOA	IPA			NO
5	5 13C9-PFNA	IPA			NO
6	6 13C4-PFOS	IPA			NO
7	7 13C6-PFDA	IPA			NO
8	8 13C7-PFUDa	IPA			NO

Name: 180221M1_103, Date: 22-Feb-2018, Time: 10:36:43, ID: ST180221M1-15 PFC CS3 18B0815, Description: PFC CS3 18B0815

	# Name	ID	Area	%Rec	Area Out
1	1 13C4-PFBA	ST180221M1-15 PFC CS3 18B0815	8.50e3	89.0	NO
2	2 13C5-PFHxA	ST180221M1-15 PFC CS3 18B0815	1.90e4	135.5	NO
3	3 13C3-PFHxS	ST180221M1-15 PFC CS3 18B0815	3.97e3	118.3	NO
4	4 13C8-PFOA	ST180221M1-15 PFC CS3 18B0815	1.55e4	129.4	NO
5	5 13C9-PFNA	ST180221M1-15 PFC CS3 18B0815	1.77e4	115.1	NO
6	6 13C4-PFOS	ST180221M1-15 PFC CS3 18B0815	3.94e3	111.6	NO
7	7 13C6-PFDA	ST180221M1-15 PFC CS3 18B0815	1.67e4	132.8	NO
8	8 13C7-PFUDa	ST180221M1-15 PFC CS3 18B0815	2.02e4	125.5	NO

Name: 180221M1_104, Date: 22-Feb-2018, Time: 10:48:13, ID: IPA, Description: IPA

	# Name	ID	Area	%Rec	Area Out
1	1 13C4-PFBA	IPA			NO
2	2 13C5-PFHxA	IPA			NO
3	3 13C3-PFHxS	IPA			NO
4	4 13C8-PFOA	IPA			NO
5	5 13C9-PFNA	IPA			NO
6	6 13C4-PFOS	IPA			NO
7	7 13C6-PFDA	IPA			NO
8	8 13C7-PFUDa	IPA			NO

Dataset: Untitled

Last Altered: Thursday, February 22, 2018 14:56:59 Pacific Standard Time
Printed: Thursday, February 22, 2018 14:59:55 Pacific Standard Time

Name: 180221M1_105, Date: 22-Feb-2018, Time: 10:59:42, ID: 1800305-02 REEPDW165 0.11853, Description: REEPDW165

	# Name	ID	Area	%Rec	Area Out
1	1 13C4-PFBA	1800305-02 REEPDW165 0.11853	5.20e3	54.4	NO
2	2 13C5-PFHxA	1800305-02 REEPDW165 0.11853	6.47e3	46.1	YES
3	3 13C3-PFHxS	1800305-02 REEPDW165 0.11853	2.27e3	67.7	NO
4	4 13C8-PFOA	1800305-02 REEPDW165 0.11853	5.92e3	49.4	YES
5	5 13C9-PFNA	1800305-02 REEPDW165 0.11853	5.86e3	38.1	YES
6	6 13C4-PFOS	1800305-02 REEPDW165 0.11853	2.05e3	58.1	NO
7	7 13C6-PFDA	1800305-02 REEPDW165 0.11853	7.07e3	56.1	NO
8	8 13C7-PFUDa	1800305-02 REEPDW165 0.11853	9.91e3	61.7	NO

Name: 180221M1_106, Date: 22-Feb-2018, Time: 11:11:12, ID: 1800305-03 REEPDW166 0.11597, Description: REEPDW166

	# Name	ID	Area	%Rec	Area Out
1	1 13C4-PFBA	1800305-03 REEPDW166 0.11597	5.54e3	58.0	NO
2	2 13C5-PFHxA	1800305-03 REEPDW166 0.11597	7.90e3	56.3	NO
3	3 13C3-PFHxS	1800305-03 REEPDW166 0.11597	2.42e3	72.3	NO
4	4 13C8-PFOA	1800305-03 REEPDW166 0.11597	6.46e3	53.8	NO
5	5 13C9-PFNA	1800305-03 REEPDW166 0.11597	7.11e3	46.3	YES
6	6 13C4-PFOS	1800305-03 REEPDW166 0.11597	2.44e3	68.9	NO
7	7 13C6-PFDA	1800305-03 REEPDW166 0.11597	6.36e3	50.5	NO
8	8 13C7-PFUDa	1800305-03 REEPDW166 0.11597	7.10e3	44.2	YES

Name: 180221M1_107, Date: 22-Feb-2018, Time: 11:22:39, ID: 1800305-04 REEPDW167 0.09912, Description: REEPDW167

	# Name	ID	Area	%Rec	Area Out
1	1 13C4-PFBA	1800305-04 REEPDW167 0.09912	7.87e3	82.4	NO
2	2 13C5-PFHxA	1800305-04 REEPDW167 0.09912	9.41e3	67.1	NO
3	3 13C3-PFHxS	1800305-04 REEPDW167 0.09912	2.60e3	77.6	NO
4	4 13C8-PFOA	1800305-04 REEPDW167 0.09912	9.11e3	76.0	NO
5	5 13C9-PFNA	1800305-04 REEPDW167 0.09912	9.23e3	60.1	NO
6	6 13C4-PFOS	1800305-04 REEPDW167 0.09912	2.11e3	59.6	NO
7	7 13C6-PFDA	1800305-04 REEPDW167 0.09912	7.65e3	60.7	NO
8	8 13C7-PFUDa	1800305-04 REEPDW167 0.09912	9.91e3	61.7	NO

Name: 180221M1_108, Date: 22-Feb-2018, Time: 11:34:08, ID: 1800305-05 REEPDW168 0.11911, Description: REEPDW168

	# Name	ID	Area	%Rec	Area Out
1	1 13C4-PFBA	1800305-05 REEPDW168 0.11911	7.49e3	78.4	NO
2	2 13C5-PFHxA	1800305-05 REEPDW168 0.11911	8.45e3	60.2	NO
3	3 13C3-PFHxS	1800305-05 REEPDW168 0.11911	1.92e3	57.3	NO
4	4 13C8-PFOA	1800305-05 REEPDW168 0.11911	7.86e3	65.5	NO
5	5 13C9-PFNA	1800305-05 REEPDW168 0.11911	8.92e3	58.0	NO
6	6 13C4-PFOS	1800305-05 REEPDW168 0.11911	2.05e3	58.1	NO
7	7 13C6-PFDA	1800305-05 REEPDW168 0.11911	8.13e3	64.5	NO
8	8 13C7-PFUDa	1800305-05 REEPDW168 0.11911	1.05e4	65.2	NO

Dataset: Untitled

Last Altered: Thursday, February 22, 2018 14:56:59 Pacific Standard Time
Printed: Thursday, February 22, 2018 14:59:55 Pacific Standard Time

Name: 180221M1_109, Date: 22-Feb-2018, Time: 11:45:38, ID: 1800305-06 REEPDW169 0.11678, Description: REEPDW169

	# Name	ID	Area	%Rec	Area Out
1	1 13C4-PFBA	1800305-06 REEPDW169 0.11678	6.85e3	71.7	NO
2	2 13C5-PFHxA	1800305-06 REEPDW169 0.11678	8.54e3	60.9	NO
3	3 13C3-PFHxS	1800305-06 REEPDW169 0.11678	2.83e3	84.3	NO
4	4 13C8-PFOA	1800305-06 REEPDW169 0.11678	8.30e3	69.2	NO
5	5 13C9-PFNA	1800305-06 REEPDW169 0.11678	8.72e3	56.7	NO
6	6 13C4-PFOS	1800305-06 REEPDW169 0.11678	2.29e3	64.8	NO
7	7 13C6-PFDA	1800305-06 REEPDW169 0.11678	1.05e4	83.3	NO
8	8 13C7-PFUDa	1800305-06 REEPDW169 0.11678	1.00e4	62.3	NO

Name: 180221M1_110, Date: 22-Feb-2018, Time: 11:57:07, ID: 1800305-07 REEPDW170 0.1136, Description: REEPDW170

	# Name	ID	Area	%Rec	Area Out
1	1 13C4-PFBA	1800305-07 REEPDW170 0.1136	7.53e3	78.8	NO
2	2 13C5-PFHxA	1800305-07 REEPDW170 0.1136	1.10e4	78.5	NO
3	3 13C3-PFHxS	1800305-07 REEPDW170 0.1136	2.77e3	82.6	NO
4	4 13C8-PFOA	1800305-07 REEPDW170 0.1136	8.53e3	71.1	NO
5	5 13C9-PFNA	1800305-07 REEPDW170 0.1136	8.03e3	52.2	NO
6	6 13C4-PFOS	1800305-07 REEPDW170 0.1136	2.42e3	68.6	NO
7	7 13C6-PFDA	1800305-07 REEPDW170 0.1136	8.78e3	69.7	NO
8	8 13C7-PFUDa	1800305-07 REEPDW170 0.1136	1.20e4	75.0	NO

Name: 180221M1_111, Date: 22-Feb-2018, Time: 12:08:37, ID: 1800305-08 REEPDW516 0.12039, Description: REEPDW516

	# Name	ID	Area	%Rec	Area Out
1	1 13C4-PFBA	1800305-08 REEPDW516 0.12039	7.13e3	74.6	NO
2	2 13C5-PFHxA	1800305-08 REEPDW516 0.12039	8.63e3	61.5	NO
3	3 13C3-PFHxS	1800305-08 REEPDW516 0.12039	2.55e3	76.0	NO
4	4 13C8-PFOA	1800305-08 REEPDW516 0.12039	8.72e3	72.7	NO
5	5 13C9-PFNA	1800305-08 REEPDW516 0.12039	9.07e3	59.0	NO
6	6 13C4-PFOS	1800305-08 REEPDW516 0.12039	3.19e3	90.2	NO
7	7 13C6-PFDA	1800305-08 REEPDW516 0.12039	1.02e4	81.2	NO
8	8 13C7-PFUDa	1800305-08 REEPDW516 0.12039	9.97e3	62.1	NO

Name: 180221M1_112, Date: 22-Feb-2018, Time: 12:20:06, ID: 1800305-09 REEPDW171 0.1205, Description: REEPDW171

	# Name	ID	Area	%Rec	Area Out
1	1 13C4-PFBA	1800305-09 REEPDW171 0.1205	7.82e3	81.9	NO
2	2 13C5-PFHxA	1800305-09 REEPDW171 0.1205	1.04e4	74.4	NO
3	3 13C3-PFHxS	1800305-09 REEPDW171 0.1205	2.51e3	74.8	NO
4	4 13C8-PFOA	1800305-09 REEPDW171 0.1205	8.45e3	70.4	NO
5	5 13C9-PFNA	1800305-09 REEPDW171 0.1205	8.96e3	58.3	NO
6	6 13C4-PFOS	1800305-09 REEPDW171 0.1205	2.24e3	63.4	NO
7	7 13C6-PFDA	1800305-09 REEPDW171 0.1205	8.07e3	64.0	NO
8	8 13C7-PFUDa	1800305-09 REEPDW171 0.1205	9.45e3	58.8	NO

Dataset: Untitled

Last Altered: Thursday, February 22, 2018 14:56:59 Pacific Standard Time
Printed: Thursday, February 22, 2018 14:59:55 Pacific Standard Time

Name: 180221M1_113, Date: 22-Feb-2018, Time: 12:31:36, ID: 1800305-10 REEPDW172 0.11734, Description: REEPDW172

	# Name	ID	Area	%Rec	Area Out
1	1 13C4-PFBA	1800305-10 REEPDW172 0.11734	6.90e3	72.2	NO
2	2 13C5-PFHxA	1800305-10 REEPDW172 0.11734	9.73e3	69.4	NO
3	3 13C3-PFHxS	1800305-10 REEPDW172 0.11734	2.48e3	73.8	NO
4	4 13C8-PFOA	1800305-10 REEPDW172 0.11734	7.60e3	63.3	NO
5	5 13C9-PFNA	1800305-10 REEPDW172 0.11734	7.69e3	50.0	NO
6	6 13C4-PFOS	1800305-10 REEPDW172 0.11734	2.33e3	66.0	NO
7	7 13C6-PFDA	1800305-10 REEPDW172 0.11734	8.76e3	69.5	NO
8	8 13C7-PFUDa	1800305-10 REEPDW172 0.11734	9.67e3	60.2	NO

Name: 180221M1_114, Date: 22-Feb-2018, Time: 12:43:06, ID: 1800305-11 REEPDW173 0.11855, Description: REEPDW173

	# Name	ID	Area	%Rec	Area Out
1	1 13C4-PFBA	1800305-11 REEPDW173 0.11855	6.46e3	67.6	NO
2	2 13C5-PFHxA	1800305-11 REEPDW173 0.11855	8.15e3	58.1	NO
3	3 13C3-PFHxS	1800305-11 REEPDW173 0.11855	2.50e3	74.7	NO
4	4 13C8-PFOA	1800305-11 REEPDW173 0.11855	7.01e3	58.5	NO
5	5 13C9-PFNA	1800305-11 REEPDW173 0.11855	9.67e3	62.9	NO
6	6 13C4-PFOS	1800305-11 REEPDW173 0.11855	2.57e3	72.7	NO
7	7 13C6-PFDA	1800305-11 REEPDW173 0.11855	7.13e3	56.6	NO
8	8 13C7-PFUDa	1800305-11 REEPDW173 0.11855	1.10e4	68.7	NO

Name: 180221M1_115, Date: 22-Feb-2018, Time: 12:54:35, ID: IPA, Description: IPA

	# Name	ID	Area	%Rec	Area Out
1	1 13C4-PFBA	IPA			NO
2	2 13C5-PFHxA	IPA			NO
3	3 13C3-PFHxS	IPA			NO
4	4 13C8-PFOA	IPA			NO
5	5 13C9-PFNA	IPA			NO
6	6 13C4-PFOS	IPA			NO
7	7 13C6-PFDA	IPA			NO
8	8 13C7-PFUDa	IPA			NO

Name: 180221M1_116, Date: 22-Feb-2018, Time: 13:06:05, ID: ST180221M1-16 PFC CS3 18B0815, Description: PFC CS3 18B0815

	# Name	ID	Area	%Rec	Area Out
1	1 13C4-PFBA	ST180221M1-16 PFC CS3 18B0815	9.07e3	95.0	NO
2	2 13C5-PFHxA	ST180221M1-16 PFC CS3 18B0815	1.68e4	119.8	NO
3	3 13C3-PFHxS	ST180221M1-16 PFC CS3 18B0815	4.08e3	121.6	NO
4	4 13C8-PFOA	ST180221M1-16 PFC CS3 18B0815	1.37e4	113.9	NO
5	5 13C9-PFNA	ST180221M1-16 PFC CS3 18B0815	1.69e4	109.8	NO
6	6 13C4-PFOS	ST180221M1-16 PFC CS3 18B0815	4.00e3	113.1	NO
7	7 13C6-PFDA	ST180221M1-16 PFC CS3 18B0815	1.48e4	117.7	NO
8	8 13C7-PFUDa	ST180221M1-16 PFC CS3 18B0815	2.01e4	125.5	NO

Dataset: Untitled

Last Altered: Thursday, February 22, 2018 11:23:16 Pacific Standard Time

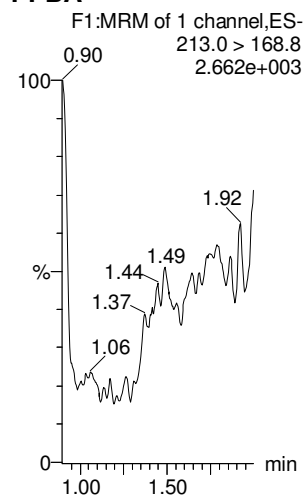
Printed: Thursday, February 22, 2018 11:23:25 Pacific Standard Time

Method: F:\Projects\PFAS.PRO\MethDB\PFAS_FULL_80C_022118.mdb 22 Feb 2018 10:27:20

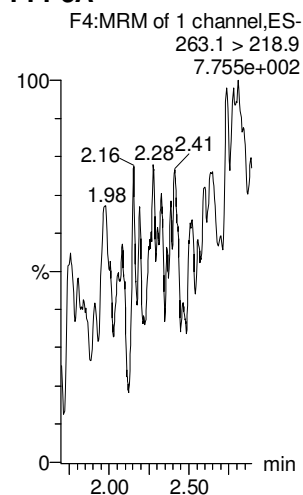
Calibration: F:\Projects\PFAS.PRO\CurveDB\C18_VAL-PFAS_Q4_02-21-18-FULL.cdb 22 Feb 2018 11:04:24

Name: 180221M1_14, Date: 21-Feb-2018, Time: 17:35:46, ID: IPA, Description: IPA

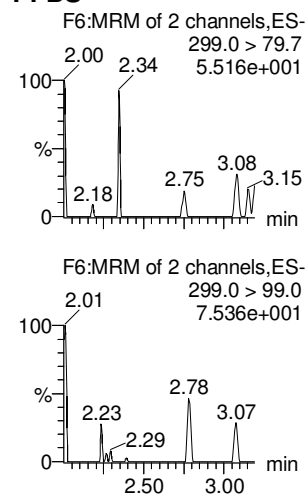
PFBA



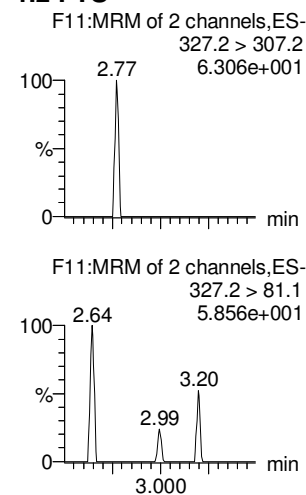
PFPeA



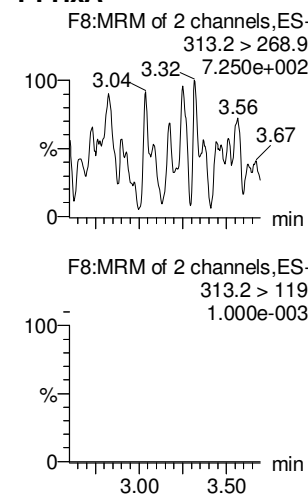
PFBS



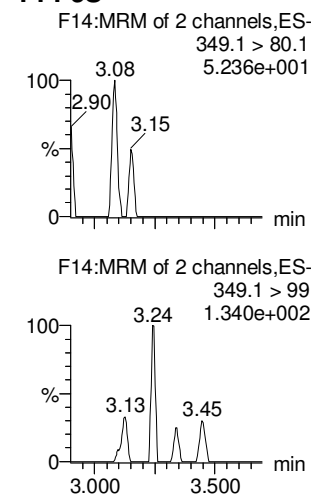
4:2 FTS



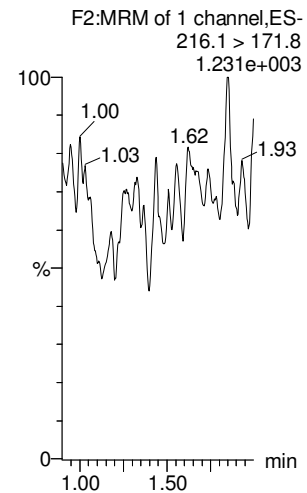
PFHxA



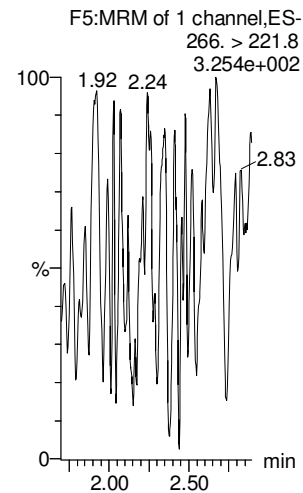
PFPeS



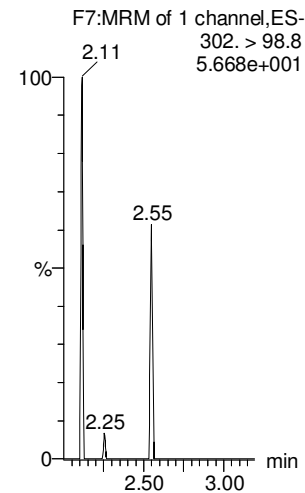
13C3-PFBA



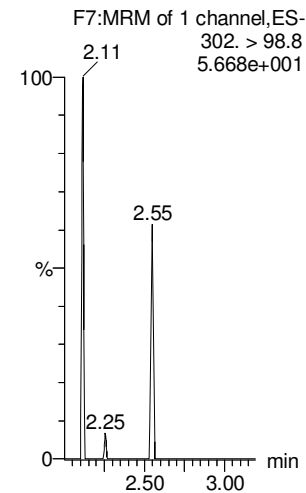
13C3-PFPeA



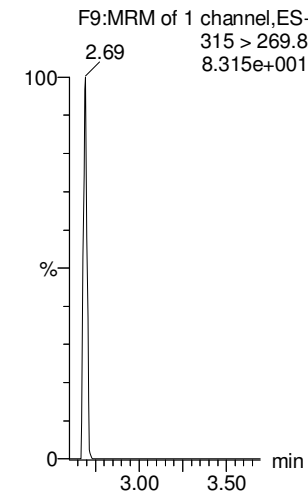
13C3-PFBS



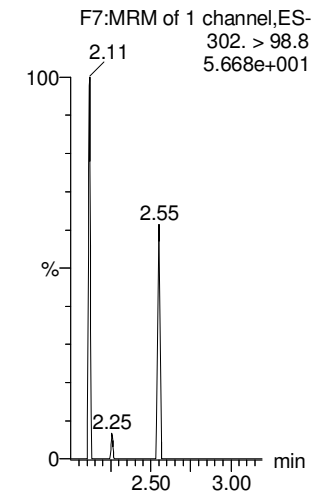
13C3-PFBS



13C2-PFHxA



13C3-PFBS



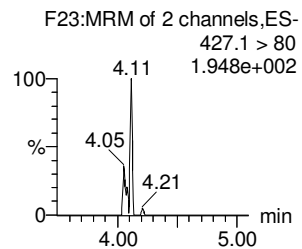
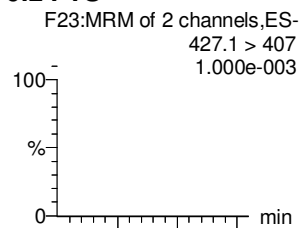
Dataset: Untitled

Last Altered: Thursday, February 22, 2018 11:23:16 Pacific Standard Time

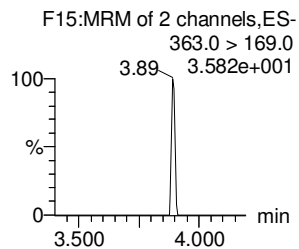
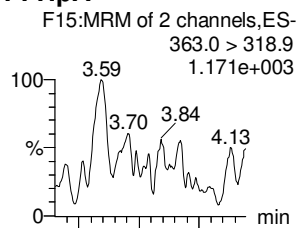
Printed: Thursday, February 22, 2018 11:23:25 Pacific Standard Time

Name: 180221M1_14, Date: 21-Feb-2018, Time: 17:35:46, ID: IPA, Description: IPA

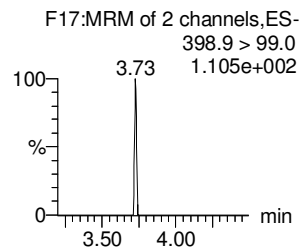
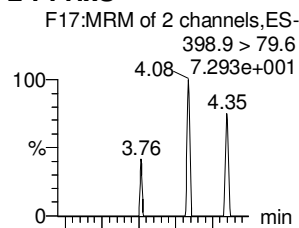
6:2 FTS



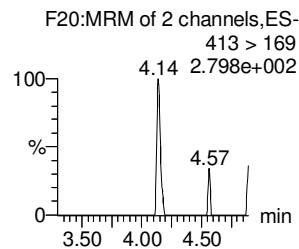
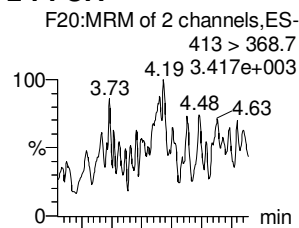
PFHpA



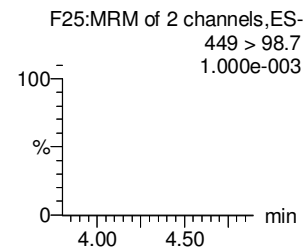
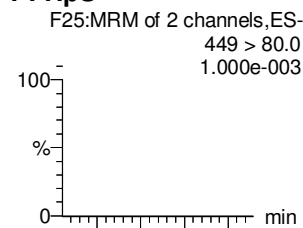
L-PFHxS



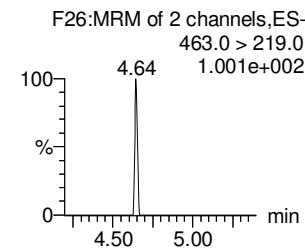
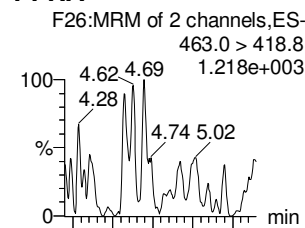
L-PFOA



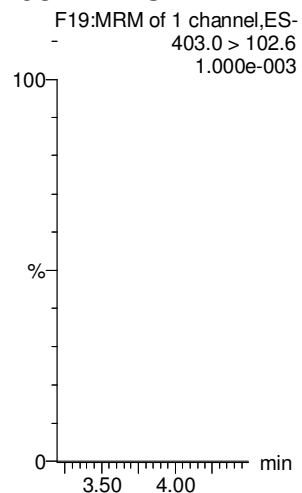
PFHpS



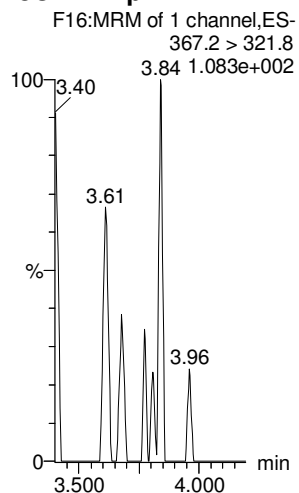
PFNA



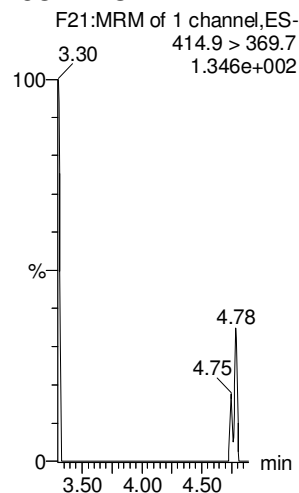
18O2-PFHxS



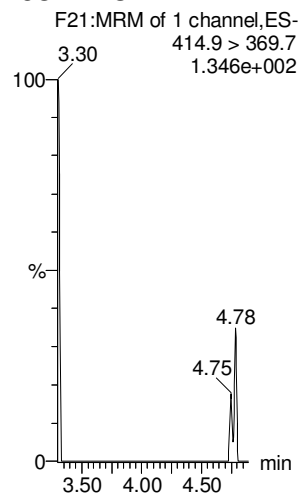
13C4-PFHpA



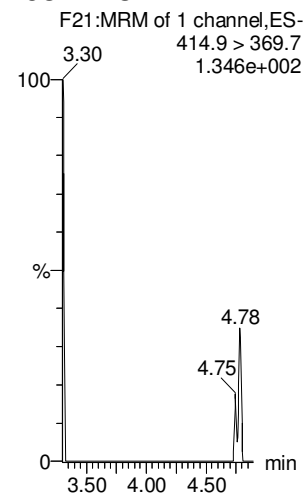
13C2-PFOA



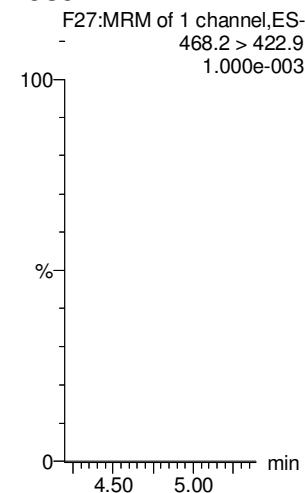
13C2-PFOA



13C2-PFOA



13C5-PFNA



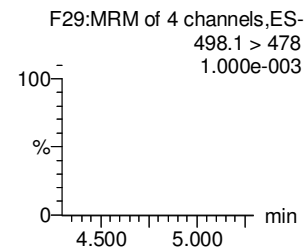
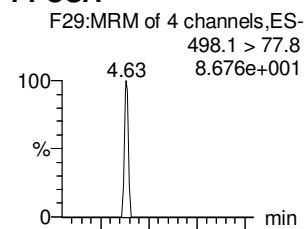
Dataset: Untitled

Last Altered: Thursday, February 22, 2018 11:23:16 Pacific Standard Time

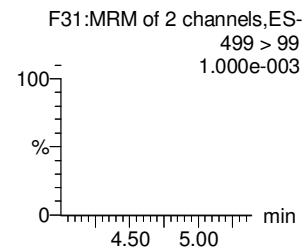
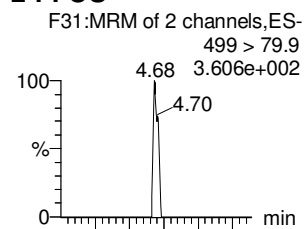
Printed: Thursday, February 22, 2018 11:23:25 Pacific Standard Time

Name: 180221M1_14, Date: 21-Feb-2018, Time: 17:35:46, ID: IPA, Description: IPA

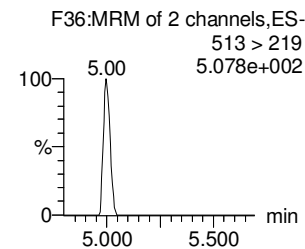
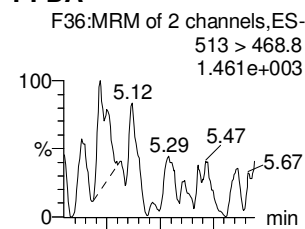
PFOSA



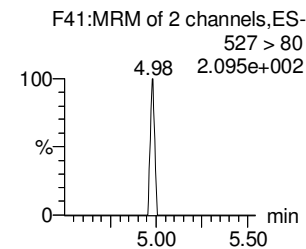
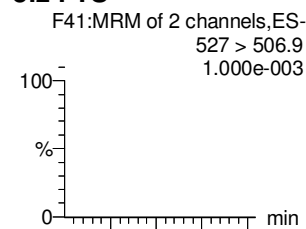
L-PFOS



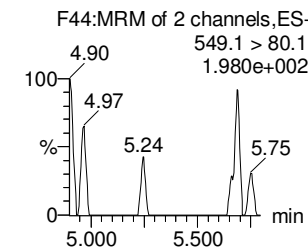
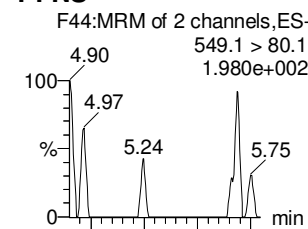
PFDA



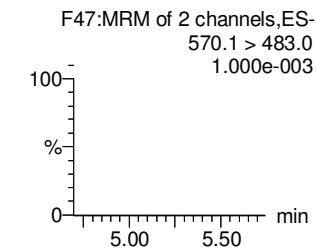
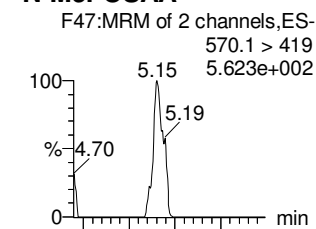
8:2 FTS



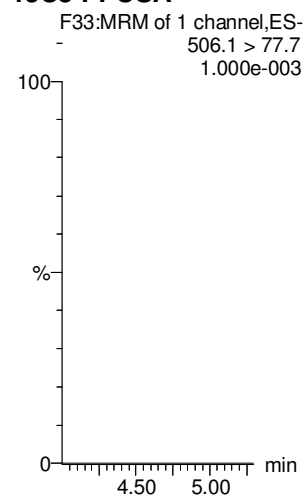
PFNS



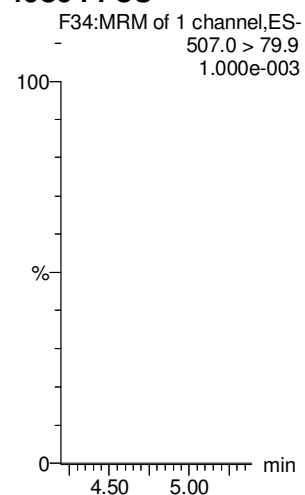
N-MeFOSAA



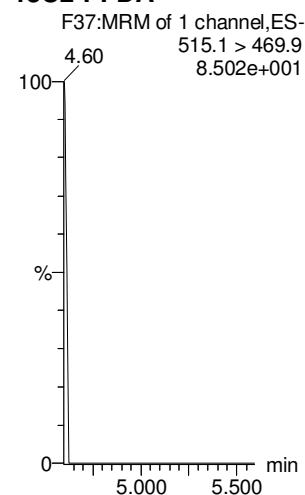
13C8-PFOSA



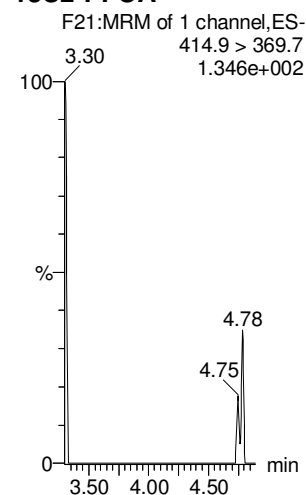
13C8-PFOS



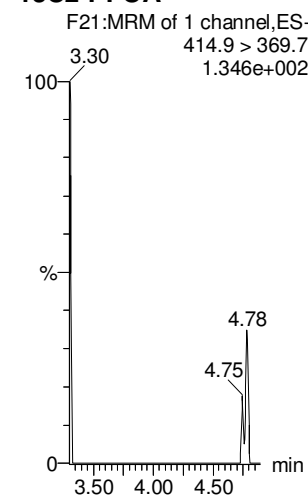
13C2-PFDA



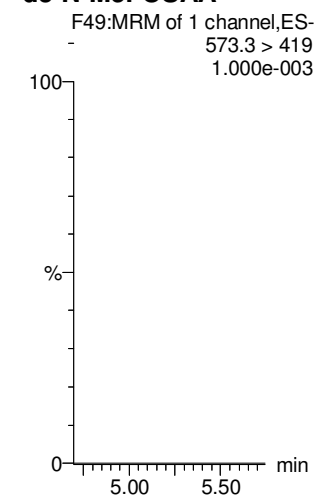
13C2-PFOA



13C2-PFOA



d3-N-MeFOSAA



Dataset: Untitled

Last Altered: Thursday, February 22, 2018 11:23:16 Pacific Standard Time

Printed: Thursday, February 22, 2018 11:23:25 Pacific Standard Time

Name: 180221M1_14, Date: 21-Feb-2018, Time: 17:35:46, ID: IPA, Description: IPA

N-EtFOSAA

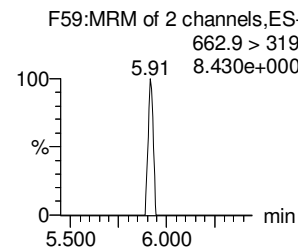
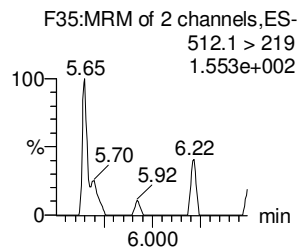
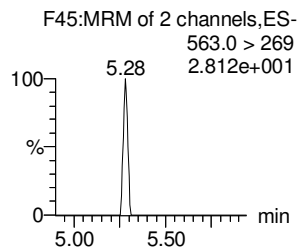
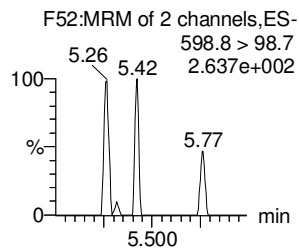
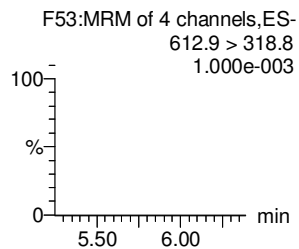
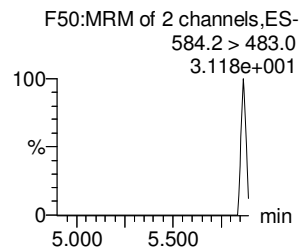
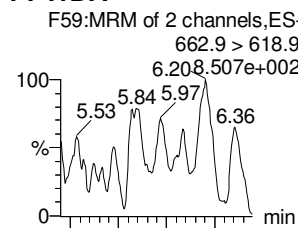
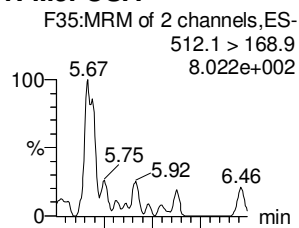
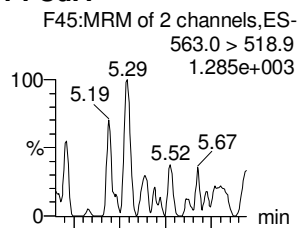
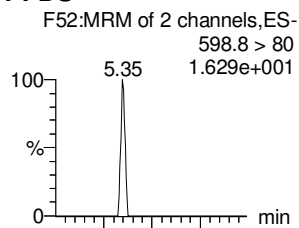
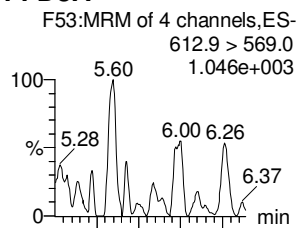
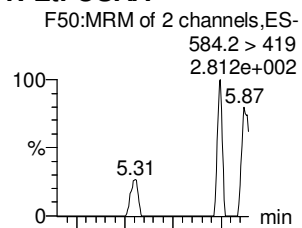
PFDoA

PFDS

PFUdA

N-MeFOSA

PFTrDA



d5-N-EtFOSAA

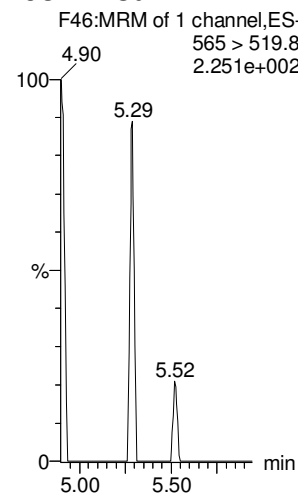
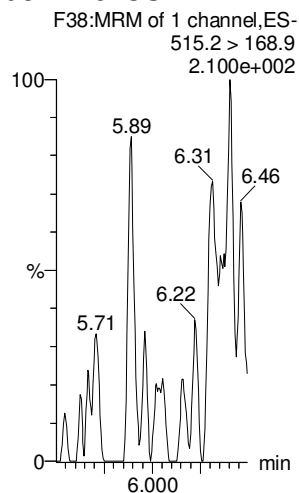
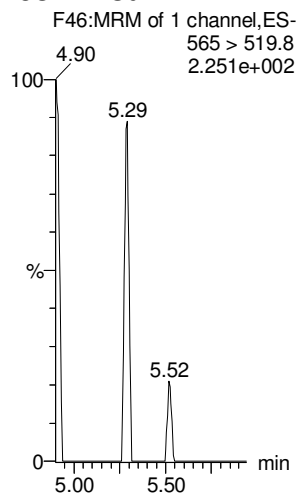
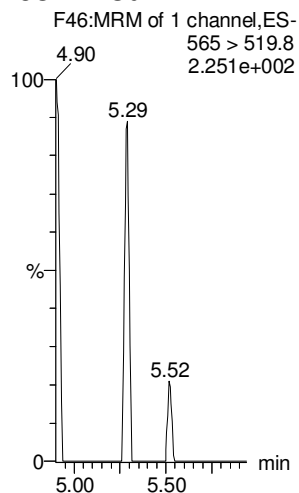
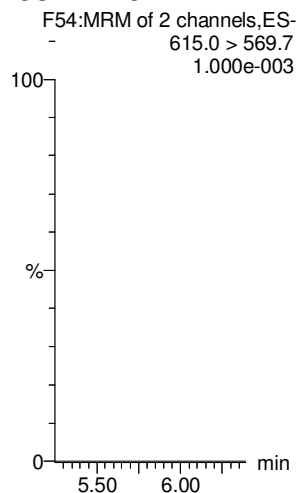
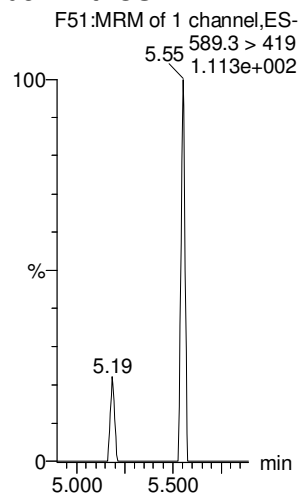
13C2-PFDoA

13C2-PFUdA

13C2-PFUdA

d3-N-MeFOSA

13C2-PFUdA



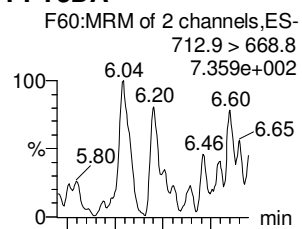
Dataset: Untitled

Last Altered: Thursday, February 22, 2018 11:23:16 Pacific Standard Time

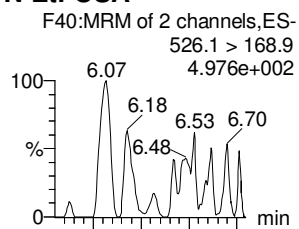
Printed: Thursday, February 22, 2018 11:23:25 Pacific Standard Time

Name: 180221M1_14, Date: 21-Feb-2018, Time: 17:35:46, ID: IPA, Description: IPA

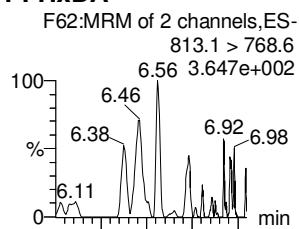
PFTeDA



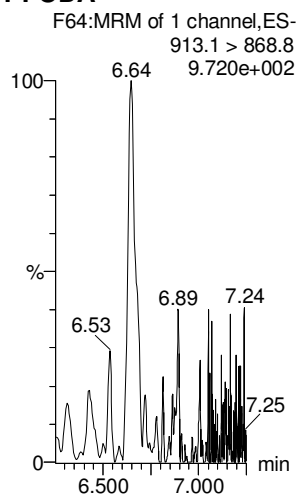
N-EtFOFA



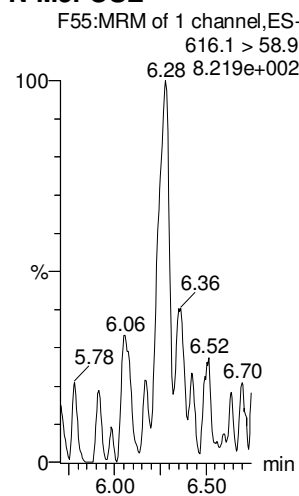
PFHxDA



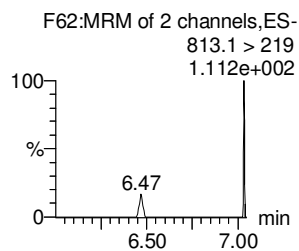
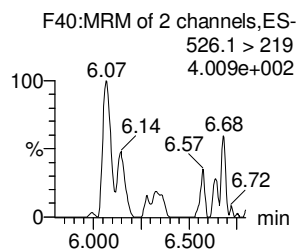
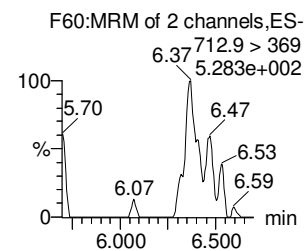
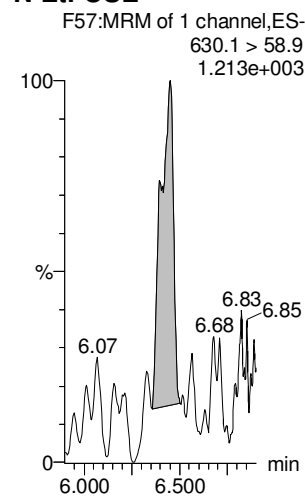
PFODA



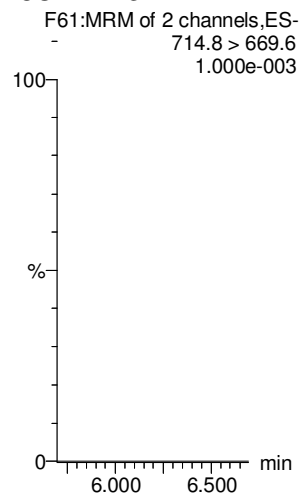
N-MeFOSE



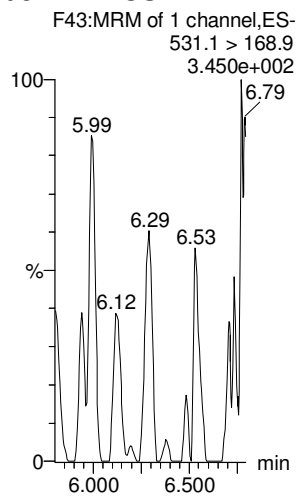
N-EtFOSE



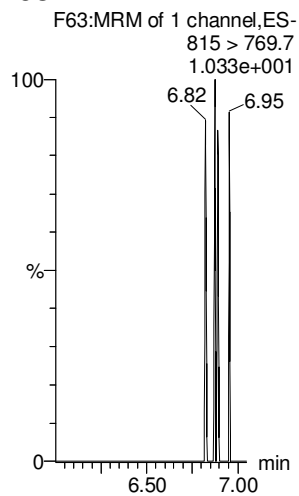
13C2-PFTeDA



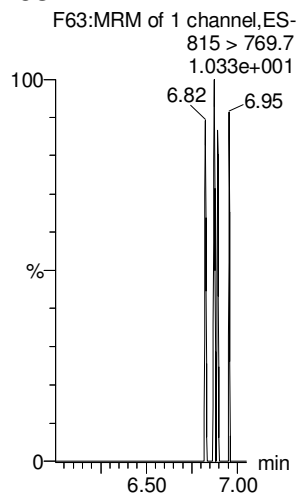
d5-N-ETFOFA



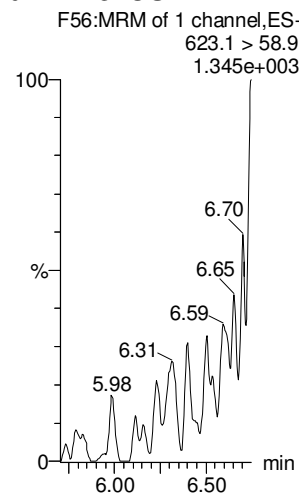
13C2-PFHxDA



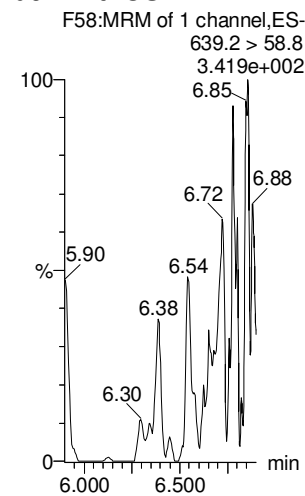
13C2-PFHxDA



d7-N-MeFOSE



d9-N-EtFOSE



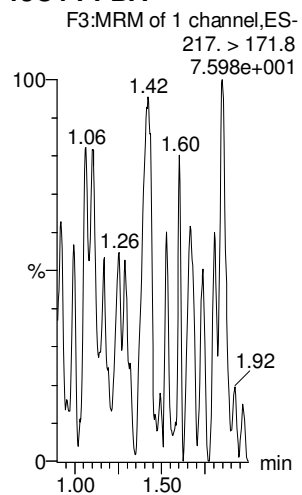
Dataset: Untitled

Last Altered: Thursday, February 22, 2018 11:23:16 Pacific Standard Time

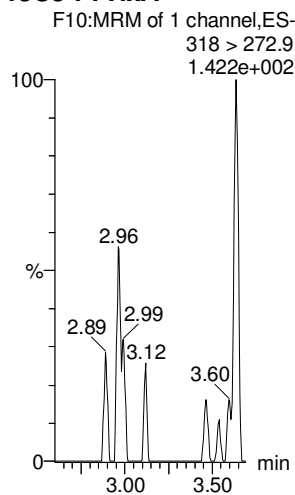
Printed: Thursday, February 22, 2018 11:23:25 Pacific Standard Time

Name: 180221M1_14, Date: 21-Feb-2018, Time: 17:35:46, ID: IPA, Description: IPA

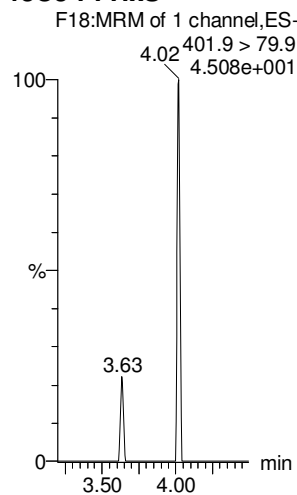
13C4-PFBA



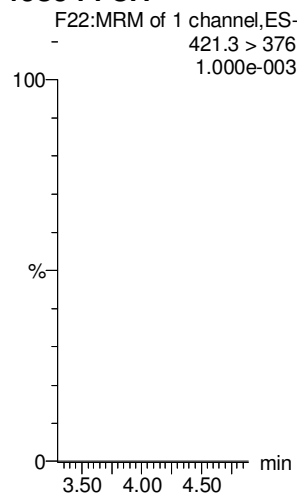
13C5-PFHxA



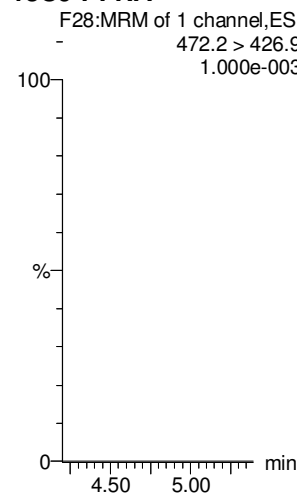
13C3-PFHxS



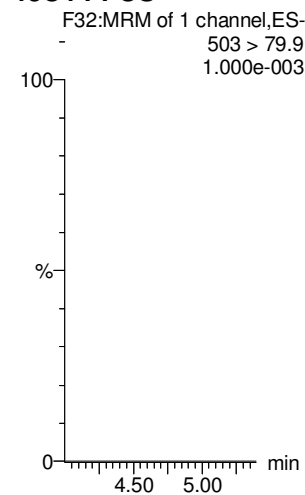
13C8-PFOA



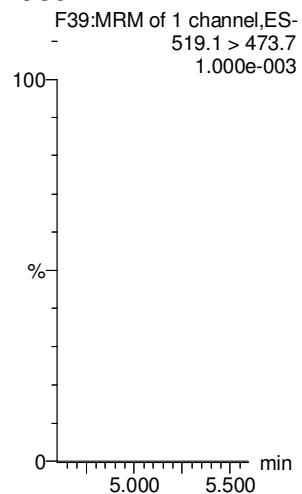
13C9-PFNA



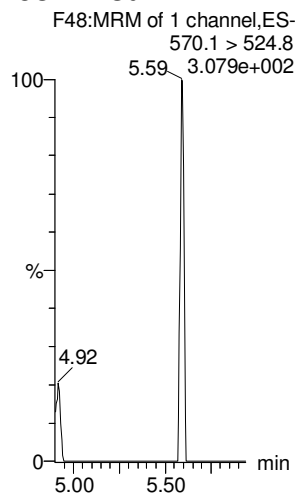
13C4-PFOS



13C6-PFDA



13C7-PFUdA



LC Calibration Standards Review Checklist

024

Calibration ID:	ION Ratio	Concentration	C-Cals Name	Sign Date	Correct I-Cal	Manual Integrations	
ST180221M1-11 LMH	<input checked="" type="checkbox"/>	<input checked="" type="checkbox"/>	<input checked="" type="checkbox"/>	<input checked="" type="checkbox"/>	<input checked="" type="checkbox"/>	<input checked="" type="checkbox"/>	<input type="checkbox"/>
T -12 LMH	<input type="checkbox"/>	<input checked="" type="checkbox"/> (A)	<input checked="" type="checkbox"/>	<input checked="" type="checkbox"/>	<input checked="" type="checkbox"/>	<input checked="" type="checkbox"/>	<input type="checkbox"/>
-13 LMH	<input type="checkbox"/>	<input checked="" type="checkbox"/> (B)	<input checked="" type="checkbox"/>	<input checked="" type="checkbox"/>	<input checked="" type="checkbox"/>	<input checked="" type="checkbox"/>	<input type="checkbox"/>
-14 LMH	<input type="checkbox"/>	<input checked="" type="checkbox"/> (C)	<input checked="" type="checkbox"/>	<input checked="" type="checkbox"/>	<input checked="" type="checkbox"/>	<input checked="" type="checkbox"/>	<input type="checkbox"/>
-15 LMH	<input type="checkbox"/>	<input checked="" type="checkbox"/> (D)	<input checked="" type="checkbox"/>	<input checked="" type="checkbox"/>	<input checked="" type="checkbox"/>	<input checked="" type="checkbox"/>	<input type="checkbox"/>
↓ -16 LMH	<input checked="" type="checkbox"/>	<input checked="" type="checkbox"/> (E)	<input checked="" type="checkbox"/>	<input checked="" type="checkbox"/>	<input checked="" type="checkbox"/>	<input checked="" type="checkbox"/>	<input checked="" type="checkbox"/>
_____ LMH	<input type="checkbox"/>	<input type="checkbox"/>	<input type="checkbox"/>	<input type="checkbox"/>	<input type="checkbox"/>	<input type="checkbox"/>	<input type="checkbox"/>
_____ LMH	<input type="checkbox"/>	<input type="checkbox"/>	<input type="checkbox"/>	<input type="checkbox"/>	<input type="checkbox"/>	<input type="checkbox"/>	<input type="checkbox"/>
_____ LMH	<input type="checkbox"/>	<input type="checkbox"/>	<input type="checkbox"/>	<input type="checkbox"/>	<input type="checkbox"/>	<input type="checkbox"/>	<input type="checkbox"/>
_____ LMH	<input type="checkbox"/>	<input type="checkbox"/>	<input type="checkbox"/>	<input type="checkbox"/>	<input type="checkbox"/>	<input type="checkbox"/>	<input type="checkbox"/>

MA

Full Mass Cal. Date: 12/27/17

Run Log Present:

of Samples per Sequence Checked:

Instrument Blank Saved: 180221M

IIS Area Saved: 180221M1

Reviewed By: JA 02/23/2018
Initials/Date

Comments:

(A) PFDOA >130%.

(B) PFDS, PFDOA >130%.

(C) PFDOA >130%.

(D) PFNS >130%.

(E) PFTVDA >130%.

Dataset: F:\Projects\PFAS.PRO\Results\180221M1\180221M1-31.qld

✓ JA.
02/23/2018

Last Altered: Thursday, February 22, 2018 15:01:16 Pacific Standard Time

Printed: Thursday, February 22, 2018 15:01:42 Pacific Standard Time

Method: F:\Projects\PFAS.PRO\MethDB\PFAS_FULL_80C_022118.mdb 22 Feb 2018 10:27:20

Calibration: F:\Projects\PFAS.PRO\CurveDB\C18_VAL-PFAS_Q4_02-21-18-FULL.cdb 22 Feb 2018 11:04:24

Name: 180221M1_31, Date: 21-Feb-2018, Time: 20:50:56, ID: ST180221M1-11 PFC CS3 18B0815, Description: PFC CS3 18B0815

#	Name	Trace	Area	IS Area	RRF	Pred.RT	RT	y Axis Resp.	Conc.	%Rec	Recovery Out
1	1 PFBA	213.0 > 168.8	8.94e3	9.62e3		1.46	1.32	11.6	10.1	101.4	NO
2	2 PFPeA	263.1 > 218.9	1.08e4	1.29e4		2.42	2.28	10.5	10.5	105.0	NO
3	3 PFBS	299.0 > 79.7	2.51e3	1.73e3		2.60	2.56	18.1	10.7	106.9	NO
4	4 4:2 FTS	327.2>307.2	2.12e3	1.73e3		3.00	2.96	15.3	13.0	129.6	NO
5	5 PFHxA	313.2 > 268.9	1.24e4	3.78e3		3.19	3.05	16.4	11.1	111.3	NO
6	6 PFPeS	349.1>80.1	2.59e3	1.73e3		3.39	3.25	18.7	9.64	96.4	NO
7	7 PFHpA	363.0 > 318.9	1.24e4	9.91e3		3.81	3.67	15.7	12.1	121.1	NO
8	8 L-PFHxS	398.9 > 79.6	1.88e3	1.35e3		3.85	3.82	17.5	9.18	91.8	NO
9	10 6:2 FTS	427.1 > 407	3.08e3	1.50e4		4.28	4.13	2.56	11.7	117.4	NO
10	11 L-PFOA	413 > 368.7	1.25e4	1.50e4		4.22	4.19	10.4	11.0	109.7	NO
11	13 PFHpS	449 > 80.0	3.12e3	3.91e3		4.44	4.30	9.98	9.38	93.8	NO
12	14 PFNA	463.0 > 418.8	1.35e4	1.24e4		4.76	4.62	13.6	10.0	100.2	NO
13	15 PFOSA	498.1 > 77.8	3.52e3	4.03e3		4.83	4.68	10.9	10.6	105.9	NO
14	16 L-PFOS	499 > 79.9	2.75e3	3.91e3		4.74	4.70	8.79	8.73	87.3	NO
15	18 PFDA	513 > 468.8	1.21e4	1.13e4		5.14	5.00	13.4	10.7	106.8	NO
16	19 8:2 FTS	527 > 506.9	2.81e3	1.50e4		5.12	4.97	2.34	12.4	124.1	NO
17	20 PFNS	549.1>80.1	2.64e3	3.91e3		5.08	5.06	8.44	8.90	89.0	NO
18	21 N-MeFOSAA	570.1 > 419	6.70e3	5.34e3		5.29	5.15	15.7	11.2	112.3	NO
19	22 N-EtFOSAA	584.2 > 419	5.77e3	6.61e3		5.45	5.31	10.9	10.2	101.9	NO
20	23 PFUdA	563.0 > 518.9	1.15e4	1.62e4		5.46	5.32	8.91	8.45	84.5	NO
21	24 PFDS	598.8 > 80	3.08e3	1.62e4		5.51	5.37	2.38	8.95	89.5	NO
22	25 PFDoA	612.9 > 569.0	1.21e4	1.26e4		5.74	5.61	12.0	11.6	116.2	NO
23	26 N-MeFOSA	512.1 > 168.9	7.27e3	1.97e4		5.84	5.73	55.2	56.7	113.4	NO
24	27 PFTrDA	662.9 > 618.9	1.49e4	1.62e4		5.98	5.86	11.5	10.7	107.0	NO
25	28 PFTeDA	712.9 > 668.8	1.06e4	5.68e3		6.20	6.08	23.3	9.58	95.8	NO
26	29 N-EtFOSA	526.1 > 168.9	9.44e3	3.09e4		6.22	6.14	45.8	50.6	101.2	NO
27	30 PFHxDA	813.1 > 768.6	5.09e3	4.64e3		6.51	6.41	5.48	9.37	93.7	NO
28	31 PFODA	913.1 > 868.8	7.44e3	4.64e3		6.74	6.65	8.01	9.53	95.3	NO
29	32 N-MeFOSE	616.1 > 58.9	8.86e3	2.72e4		6.31	6.29	48.8	46.6	93.1	NO
30	33 N-EtFOSE	630.1 > 58.9	1.15e4	2.55e4		6.45	6.45	67.7	55.1	110.2	NO
31	34 13C3-PFBA	216.1 > 171.8	9.62e3	1.22e4	0.880	1.46	1.33	9.87	11.2	89.8	NO

dm
2/22/18

Dataset: F:\Projects\PFAS.PRO\Results\180221M1\180221M1-31.qid

Last Altered: Thursday, February 22, 2018 15:01:16 Pacific Standard Time

Printed: Thursday, February 22, 2018 15:01:42 Pacific Standard Time

Name: 180221M1_31, Date: 21-Feb-2018, Time: 20:50:56, ID: ST180221M1-11 PFC CS3 18B0815, Description: PFC CS3 18B0815

	# Name	Trace	Area	IS Area	RRF	Pred RT	RT	y Axis Resp.	Conc.	%Rec	Recovery Out
32	35 13C3-PFPeA	266. > 221.8	1.29e4	1.56e4	0.917	2.42	2.28	10.3	11.3	90.3	NO
33	36 13C3-PFBS	302. > 98.8	1.73e3	1.56e4	0.121	2.69	2.56	1.39	11.5	92.1	NO
34	37 13C2-PFHxA	315 > 269.8	3.78e3	1.56e4	0.719	3.19	3.05	3.03	4.22	84.4	NO
35	38 13C4-PFHpA	367.2 > 321.8	9.91e3	1.56e4	0.722	3.81	3.67	7.96	11.0	88.2	NO
36	39 18O2-PFHxS	403.0 > 102.6	1.35e3	3.60e3	0.376	3.96	3.82	4.68	12.4	99.5	NO
37	40 13C2-PFOA	414.9 > 369.7	1.50e4	1.30e4	1.324	4.33	4.19	14.5	10.9	87.4	NO
38	41 13C5-PFNA	468.2 > 422.9	1.24e4	1.29e4	0.928	4.76	4.62	11.9	12.8	102.8	NO
39	42 13C8-PFOSA	506.1 > 77.7	4.03e3	1.48e4	0.235	4.83	4.68	3.39	14.4	115.4	NO
40	43 13C8-PFOS	507.0 > 79.9	3.91e3	2.89e3	1.026	4.84	4.70	16.9	16.5	132.2	NO
41	44 13C2-PFDA	515.1 > 469.9	1.13e4	1.26e4	1.017	5.14	5.00	11.1	11.0	87.6	NO
42	45 d3-N-MeFOSAA	573.3 > 419	5.34e3	1.48e4	0.412	5.29	5.14	4.50	10.9	87.4	NO
43	46 d5-N-EtFOSAA	589.3 > 419	6.61e3	1.48e4	0.418	5.45	5.30	5.57	13.3	106.7	NO
44	47 13C2-PFUdA	565 > 519.8	1.62e4	1.48e4	1.056	5.46	5.32	13.6	12.9	103.2	NO
45	48 13C2-PFDoA	615.0 > 569.7	1.26e4	1.48e4	0.949	5.74	5.61	10.6	11.2	89.3	NO
46	49 d3-N-MeFOSA	515.2 > 168.9	1.97e4	1.48e4	0.105	5.84	5.75	16.6	158	105.5	NO
47	50 13C2-PFTeDA	714.8 > 669.6	5.68e3	1.48e4	0.389	6.20	6.07	4.79	12.3	98.4	NO
48	51 d5-N-ETFOSA	531.1 > 168.9	3.09e4	1.48e4	0.160	6.22	6.16	26.0	163	108.4	NO
49	52 13C2-PFHxDA	815 > 769.7	4.64e3	1.48e4	0.833	6.51	6.41	3.91	4.69	93.8	NO
50	53 d7-N-MeFOSE	623.1 > 58.9	2.72e4	1.48e4	0.148	6.31	6.29	23.0	155	103.3	NO
51	54 d9-N-EtFOSE	639.2 > 58.8	2.55e4	1.48e4	0.131	6.45	6.44	21.5	164	109.7	NO
52	55 13C4-PFBA	217. > 171.8	1.22e4	1.22e4	1.000	1.46	1.33	12.5	12.5	100.0	NO
53	56 13C5-PFHxA	318 > 272.9	1.56e4	1.56e4	1.000	3.19	3.05	12.5	12.5	100.0	NO
54	57 13C3-PFHxS	401.9 > 79.9	3.60e3	3.60e3	1.000	3.96	3.82	12.5	12.5	100.0	NO
55	58 13C8-PFOA	421.3 > 376	1.30e4	1.30e4	1.000	4.33	4.19	12.5	12.5	100.0	NO
56	59 13C9-PFNA	472.2 > 426.9	1.29e4	1.29e4	1.000	4.70	4.62	12.5	12.5	100.0	NO
57	60 13C4-PFOS	503 > 79.9	2.89e3	2.89e3	1.000	4.84	4.71	12.5	12.5	100.0	NO
58	61 13C6-PFDA	519.1 > 473.7	1.26e4	1.26e4	1.000	5.14	5.00	12.5	12.5	100.0	NO
59	62 13C7-PFUdA	570.1 > 524.8	1.48e4	1.48e4	1.000	5.46	5.32	12.5	12.5	100.0	NO

Vista Analytical Laboratory

Dataset: Untitled

Last Altered: Friday, February 23, 2018 08:35:27 Pacific Standard Time

Printed: Friday, February 23, 2018 08:37:50 Pacific Standard Time

Method: F:\Projects\PFAS.PRO\MethDB\PFAS_FULL_80C_022118.mdb 22 Feb 2018 10:27:20

Calibration: F:\Projects\PFAS.PRO\CurveDB\C18_VAL-PFAS_Q4_02-21-18-FULL.cdb 22 Feb 2018 11:04:24

Compound name: PFBA

	Name	ID	Acq.Date	Acq.Time
1	180221M1_3	IPA	21-Feb-18	15:29:36
2	180221M1_4	ST180221M1-1 PFC CS-2 18B0810	21-Feb-18	15:41:08
3	180221M1_5	ST180221M1-2 PFC CS-1 18B0811	21-Feb-18	15:52:33
4	180221M1_6	ST180221M1-3 PFC CS0 18B0812	21-Feb-18	16:03:59
5	180221M1_7	ST180221M1-4 PFC CS1 18B0813	21-Feb-18	16:15:27
6	180221M1_8	ST180221M1-5 PFC CS2 18B0814	21-Feb-18	16:26:53
7	180221M1_9	ST180221M1-6 PFC CS3 18B0815	21-Feb-18	16:38:20
8	180221M1_10	ST180221M1-7 PFC CS4 18B0816	21-Feb-18	16:49:50
9	180221M1_11	ST180221M1-8 PFC CS5 18B0817	21-Feb-18	17:01:19
10	180221M1_12	ST180221M1-9 PFC CS6 18B0818	21-Feb-18	17:12:48
11	180221M1_13	ST180221M1-10 PFC CS7 18B0819	21-Feb-18	17:24:17
12	180221M1_14	IPA	21-Feb-18	17:35:46
13	180221M1_15	ICV180221M1-1 PFC ICV 18B0809	21-Feb-18	17:47:16
14	180221M1_16	IPA	21-Feb-18	17:58:45
15	180221M1_17	1702096-01@5X 980560360 3	21-Feb-18	18:10:17
16	180221M1_18	B8B0043-BS1 OPR 0.25	21-Feb-18	18:21:41
17	180221M1_19	B8B0043-BSD1 LCSD 0.25	21-Feb-18	18:33:08
18	180221M1_20	B8B0043-BLK1 Method Blank 0.25	21-Feb-18	18:44:35
19	180221M1_21	1800250-01 GW0509180130RAP 0.25986	21-Feb-18	18:56:02
20	180221M1_22	1800250-02 GW1519180130RAP 0.26483	21-Feb-18	19:07:32
21	180221M1_23	1800250-03 GW2529180130RAP 0.26364	21-Feb-18	19:19:01
22	180221M1_24	1800250-04 GW3741180131RAP 0.26062	21-Feb-18	19:30:31
23	180221M1_25	1800250-05 GW0610180131RAP 0.26466	21-Feb-18	19:42:00
24	180221M1_26	1800250-06 GW1620180131RAP 0.26655	21-Feb-18	19:53:29
25	180221M1_27	1800250-07 FD-GW1620180131RAP 0.26758	21-Feb-18	20:04:59
26	180221M1_28	1800250-08 GW2529180131RAP 0.26581	21-Feb-18	20:16:28
27	180221M1_29	1800250-09 GW3640180201RAP 0.26404	21-Feb-18	20:27:57
28	180221M1_30	IPA	21-Feb-18	20:39:27
29	180221M1_31	ST180221M1-11 PFC CS3 18B0815	21-Feb-18	20:50:56
30	180221M1_32	IPA	21-Feb-18	21:02:26
31	180221M1_33	1800264-01 GW4650180201RAP 0.25714	21-Feb-18	21:13:55

Vista Analytical Laboratory

Dataset: Untitled

Last Altered: Friday, February 23, 2018 08:35:27 Pacific Standard Time

Printed: Friday, February 23, 2018 08:37:50 Pacific Standard Time

Compound name: PFBA

	Name	ID	Acq.Date	Acq.Time
32	180221M1_34	1800269-01 WI-AF-FB-010518 0.11996	21-Feb-18	21:25:22
33	180221M1_35	1800269-02 WI-AF-EB01-SO-0118 0.11331	21-Feb-18	21:36:51
34	180221M1_36	1800269-03 WI-AF-FB-010718 0.11871	21-Feb-18	21:48:20
35	180221M1_37	1800269-04 WI-AF-EB02-SO-0118 0.09189	21-Feb-18	21:59:49
36	180221M1_38	1800269-05 WI-AF-FB-011018 0.11822	21-Feb-18	22:11:16
37	180221M1_39	1800269-06 WI-AF-EB03-SO-0118 0.11899	21-Feb-18	22:22:45
38	180221M1_40	1800269-07 WI-AF-FB-011218 0.11884	21-Feb-18	22:34:15
39	180221M1_41	1800269-08 WI-AF-EB04-SO-0118 0.11209	21-Feb-18	22:45:44
40	180221M1_42	1800269-09 WI-AF-FB-012618 0.11891	21-Feb-18	22:57:13
41	180221M1_43	1800269-10 WI-AF-EB10-0118 0.12107	21-Feb-18	23:08:43
42	180221M1_44	B8B0074-BS1 OPR 1	21-Feb-18	23:20:13
43	180221M1_45	B8B0074-BLK1 Method Blank 1	21-Feb-18	23:31:43
44	180221M1_46	B8B0074-MS1 Matrix Spike 1.43	21-Feb-18	23:43:10
45	180221M1_47	B8B0074-MSD1 Matrix Spike Dup 1.5	21-Feb-18	23:54:40
46	180221M1_48	1800235-02 SB010102180123JLB 1.38	22-Feb-18	00:06:07
47	180221M1_49	1800268-01 WI-AF-SB614-0001-0118 1.77	22-Feb-18	00:17:37
48	180221M1_50	1800268-02 WI-AF-SB614-0102-0118 1.25	22-Feb-18	00:29:07
49	180221M1_51	1800268-03 WI-AF-SB614P-0102-0118 1.28	22-Feb-18	00:40:33
50	180221M1_52	1800268-04 WI-AF-SB612-0001-0118 1.32	22-Feb-18	00:52:00
51	180221M1_53	1800268-05 WI-AF-SB612-0204-0118 1.25	22-Feb-18	01:03:27
52	180221M1_54	1800268-06 WI-AF-SB612-04H05H-0118 1.47	22-Feb-18	01:14:54
53	180221M1_55	1800279-03 REEPDW151 0.12119	22-Feb-18	01:26:15
54	180221M1_56	IPA	22-Feb-18	01:37:42
55	180221M1_57	ST180221M1-12 PFC CS3 18B0815	22-Feb-18	01:49:09
56	180221M1_58	IPA	22-Feb-18	02:00:36
57	180221M1_59	1800268-07 WI-AF-SB612-6870-0118 1.3	22-Feb-18	02:12:03
58	180221M1_60	1800268-08 WI-AF-SB613-000H-0118 1.39	22-Feb-18	02:23:29
59	180221M1_61	1800268-09 WI-AF-SB613-0H02-0118 1.34	22-Feb-18	02:34:56
60	180221M1_62	1800268-10 WI-AF-SB613-03H04H-0118 1.2	22-Feb-18	02:46:23
61	180221M1_63	1800268-11 WI-AF-SB613-5657H-0118 1.23	22-Feb-18	02:57:50
62	180221M1_64	1800268-12 WI-AF-SB607-000H-0118 1.06	22-Feb-18	03:09:21
63	180221M1_65	1800268-13 WI-AF-SB607P-000H-0118 1.34	22-Feb-18	03:20:47
64	180221M1_66	1800268-14 WI-AF-SB607-0203-0118 1.22	22-Feb-18	03:32:17
65	180221M1_67	1800268-15 WI-AF-SB607-0405-0118 1.01	22-Feb-18	03:43:44

Dataset: Untitled

Last Altered: Friday, February 23, 2018 08:35:27 Pacific Standard Time

Printed: Friday, February 23, 2018 08:37:50 Pacific Standard Time

Compound name: PFBA

	Name	ID	Acq.Date	Acq.Time
66	180221M1_68	IPA	22-Feb-18	03:55:14
67	180221M1_69	ST180221M1-13 PFC CS0 18B0812	22-Feb-18	04:06:44
68	180221M1_70	IPA	22-Feb-18	04:18:11
69	180221M1_71	1800268-16 WI-AF-SB607-1011-0118 1.26	22-Feb-18	04:29:40
70	180221M1_72	1800268-17 WI-AF-SB610-3940-0118 1.1	22-Feb-18	04:41:10
71	180221M1_73	1800268-18 WI-AF-SB610P-3940-0118 1.22	22-Feb-18	04:52:40
72	180221M1_74	1800246-10 WT1801311125MK 0.24971	22-Feb-18	05:04:07
73	180221M1_75	1800246-11 WT1801311140MK 0.24503	22-Feb-18	05:15:36
74	180221M1_76	1800246-12 WT1801311355MK 0.24759	22-Feb-18	05:27:03
75	180221M1_77	1800246-13 WT1801311405MK 0.24265	22-Feb-18	05:38:32
76	180221M1_78	B8B0095-BS1 OPR 0.25	22-Feb-18	05:50:02
77	180221M1_79	B8B0095-BSD1 LCSD 0.25	22-Feb-18	06:01:31
78	180221M1_80	B8B0095-BLK1 Method Blank 0.25	22-Feb-18	06:12:58
79	180221M1_81	1800273-05RE1 MCA-EB-02 0.24963	22-Feb-18	06:24:27
80	180221M1_82	1800279-01RE1 REEPDW150 0.11792	22-Feb-18	06:35:57
81	180221M1_83	1800294-01 GW1802071410AB 0.25657	22-Feb-18	06:47:27
82	180221M1_84	1800294-02 GW1802071515AB 0.25263	22-Feb-18	06:58:54
83	180221M1_85	IPA	22-Feb-18	07:10:21
84	180221M1_86	ST180221M1-14 PFC CS3 18B0815	22-Feb-18	07:21:48
85	180221M1_87	IPA	22-Feb-18	07:33:14
86	180221M1_88	1800294-03 GW1802071620AB 0.25388	22-Feb-18	07:44:44
87	180221M1_89	1800294-04 GW1802071425MK 0.25152	22-Feb-18	07:56:14
88	180221M1_90	B8B0106-BS1 OPR 0.25	22-Feb-18	08:07:41
89	180221M1_91	B8B0106-BSD1 LCSD 0.25	22-Feb-18	08:19:11
90	180221M1_92	B8B0106-BLK1 Method Blank 0.25	22-Feb-18	08:30:32
91	180221M1_93	1800294-05RE1 GW1802071520MK 0.25646	22-Feb-18	08:41:59
92	180221M1_94	1800294-06RE1 GW1802071630MK 0.26587	22-Feb-18	08:53:26
93	180221M1_95	1800294-07RE1 GW1802071635MKDUP 0.259...	22-Feb-18	09:04:56
94	180221M1_96	1800304-01RE1 EB011802051415AB 0.25855	22-Feb-18	09:16:25
95	180221M1_97	1800304-02RE1 GW1802051530AB 0.25084	22-Feb-18	09:27:54
96	180221M1_98	1800304-03RE1 GW1802051640AB 0.25399	22-Feb-18	09:39:21
97	180221M1_99	1800304-04RE1 GW1802051510MK 0.26045	22-Feb-18	09:50:50
98	180221M1_100	1800304-05RE1 GW1802051625MK 0.25932	22-Feb-18	10:02:17
99	180221M1_101	1800305-01 REEPDW164 0.11246	22-Feb-18	10:13:47

Dataset: Untitled

Last Altered: Friday, February 23, 2018 08:35:27 Pacific Standard Time

Printed: Friday, February 23, 2018 08:37:50 Pacific Standard Time

Compound name: PFBA

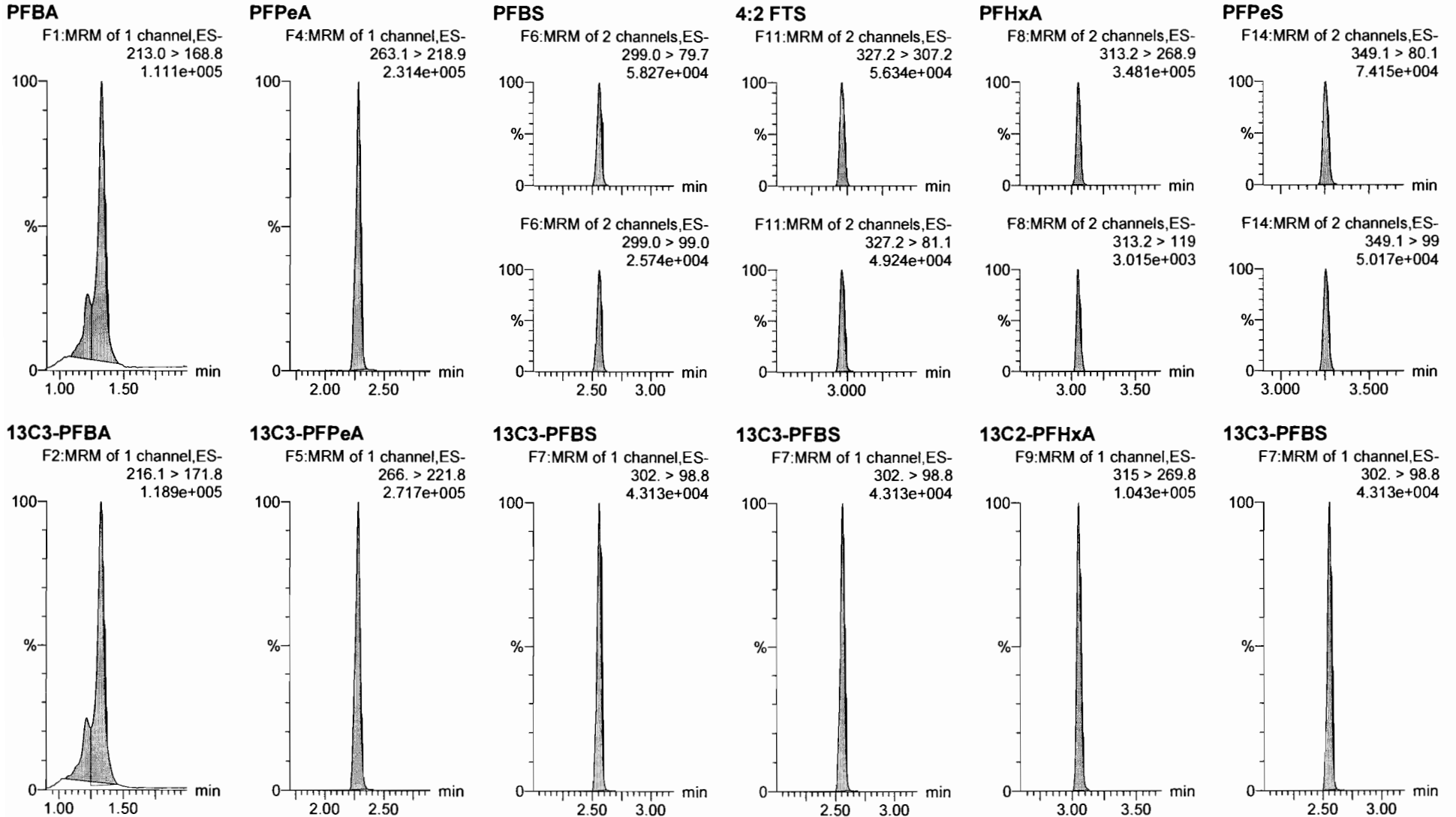
	Name	ID	Acq.Date	Acq.Time
100	180221M1_102	IPA	22-Feb-18	10:25:17
101	180221M1_103	ST180221M1-15 PFC CS3 18B0815	22-Feb-18	10:36:43
102	180221M1_104	IPA	22-Feb-18	10:48:13
103	180221M1_105	1800305-02 REEPDW165 0.11853	22-Feb-18	10:59:42
104	180221M1_106	1800305-03 REEPDW166 0.11597	22-Feb-18	11:11:12
105	180221M1_107	1800305-04 REEPDW167 0.09912	22-Feb-18	11:22:39
106	180221M1_108	1800305-05 REEPDW168 0.11911	22-Feb-18	11:34:08
107	180221M1_109	1800305-06 REEPDW169 0.11678	22-Feb-18	11:45:38
108	180221M1_110	1800305-07 REEPDW170 0.1136	22-Feb-18	11:57:07
109	180221M1_111	1800305-08 REEPDW516 0.12039	22-Feb-18	12:08:37
110	180221M1_112	1800305-09 REEPDW171 0.1205	22-Feb-18	12:20:06
111	180221M1_113	1800305-10 REEPDW172 0.11734	22-Feb-18	12:31:36
112	180221M1_114	1800305-11 REEPDW173 0.11855	22-Feb-18	12:43:06
113	180221M1_115	IPA	22-Feb-18	12:54:35
114	180221M1_116	ST180221M1-16 PFC CS3 18B0815	22-Feb-18	13:06:05
115	180221M1_117	IPA	22-Feb-18	13:17:33

Dataset: F:\Projects\PFAS.PRO\Results\180221M1\180221M1-31.qld

Last Altered: Thursday, February 22, 2018 15:01:16 Pacific Standard Time
Printed: Thursday, February 22, 2018 15:01:42 Pacific Standard Time

Method: F:\Projects\PFAS.PRO\MethDB\PFAS_FULL_80C_022118.mdb 22 Feb 2018 10:27:20
Calibration: F:\Projects\PFAS.PRO\CurveDB\C18_VAL-PFAS_Q4_02-21-18-FULL.cdb 22 Feb 2018 11:04:24

Name: 180221M1_31, Date: 21-Feb-2018, Time: 20:50:56, ID: ST180221M1-11 PFC CS3 18B0815, Description: PFC CS3 18B0815



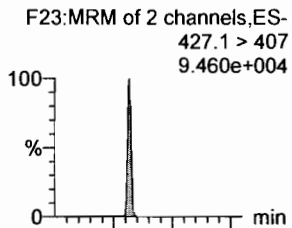
Dataset: F:\Projects\PFAS.PRO\Results\180221M1\180221M1-31.qld

Last Altered: Thursday, February 22, 2018 15:01:16 Pacific Standard Time

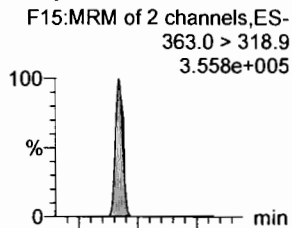
Printed: Thursday, February 22, 2018 15:01:42 Pacific Standard Time

Name: 180221M1_31, Date: 21-Feb-2018, Time: 20:50:56, ID: ST180221M1-11 PFC CS3 18B0815, Description: PFC CS3 18B0815

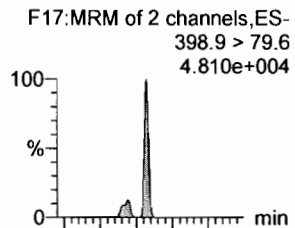
6:2 FTS



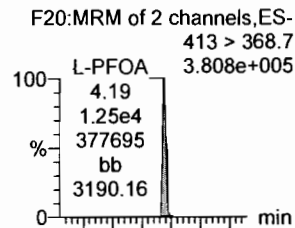
PFHpA



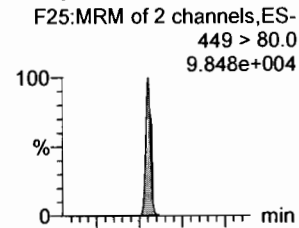
L-PFHxS



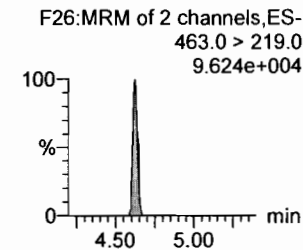
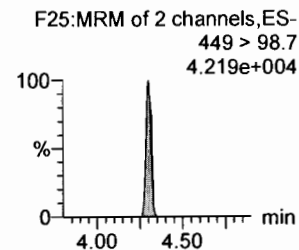
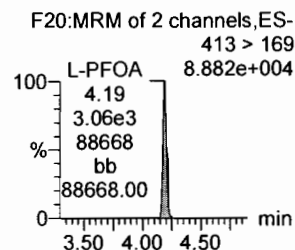
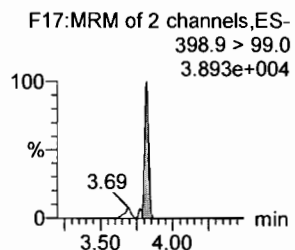
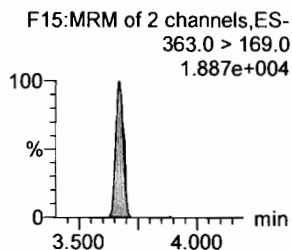
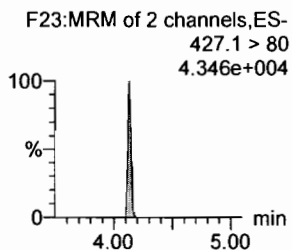
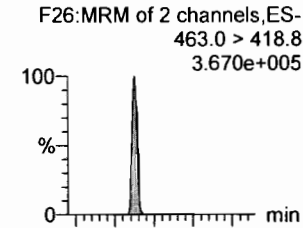
L-PFOA



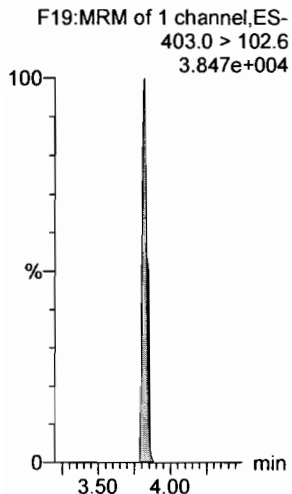
PFHpS



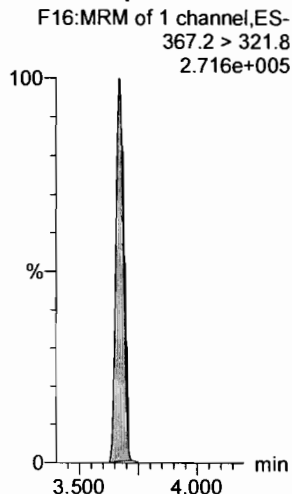
PFNA



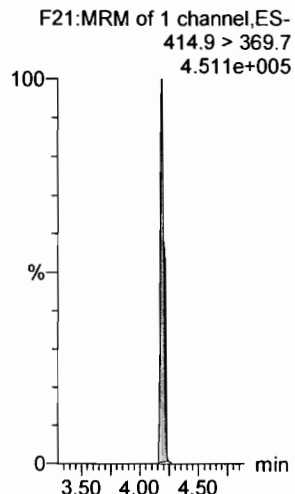
1802-PFHxS



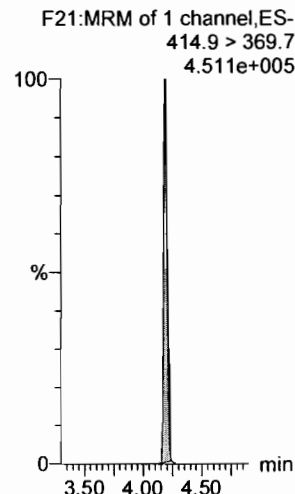
13C4-PFHpA



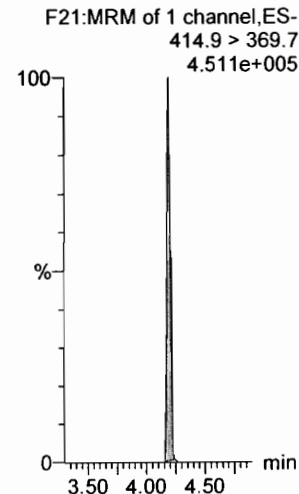
13C2-PFOA



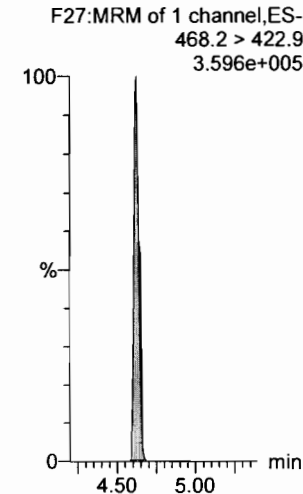
13C2-PFOA



13C2-PFOA



13C5-PFNA



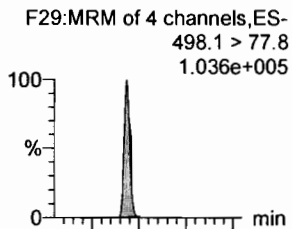
Dataset: F:\Projects\PFAS.PRO\Results\180221M1\180221M1-31.qld

Last Altered: Thursday, February 22, 2018 15:01:16 Pacific Standard Time

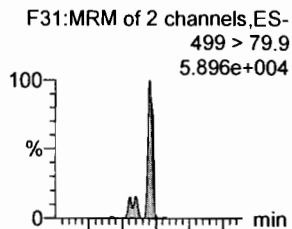
Printed: Thursday, February 22, 2018 15:01:42 Pacific Standard Time

Name: 180221M1_31, Date: 21-Feb-2018, Time: 20:50:56, ID: ST180221M1-11 PFC CS3 18B0815, Description: PFC CS3 18B0815

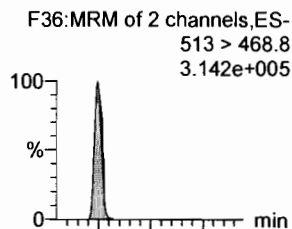
PFOSA



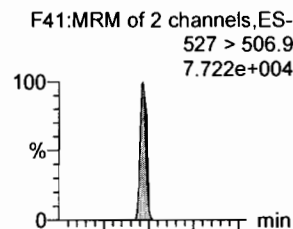
L-PFOS



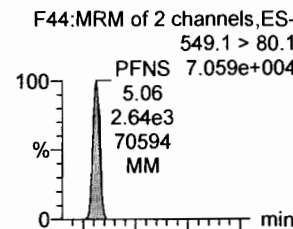
PFDA



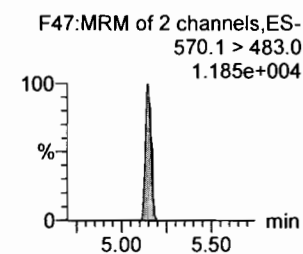
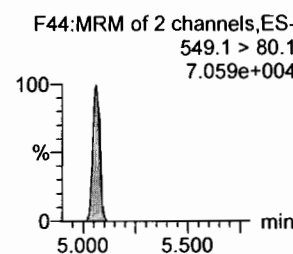
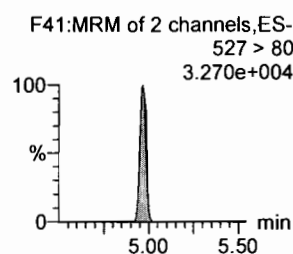
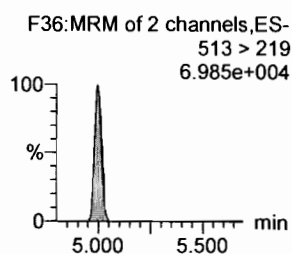
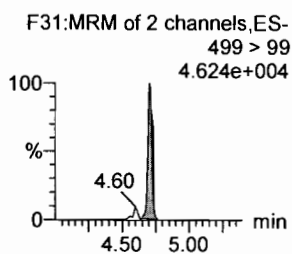
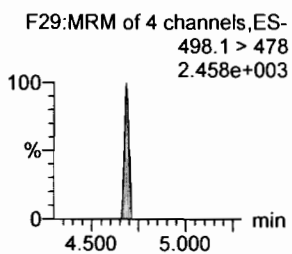
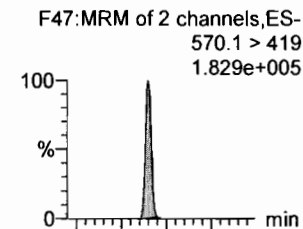
8:2 FTS



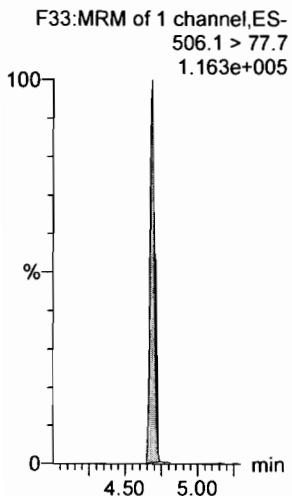
PFNS



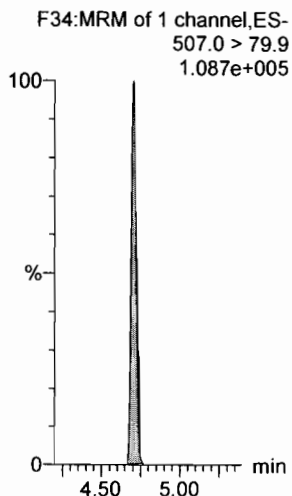
N-MeFOSAA



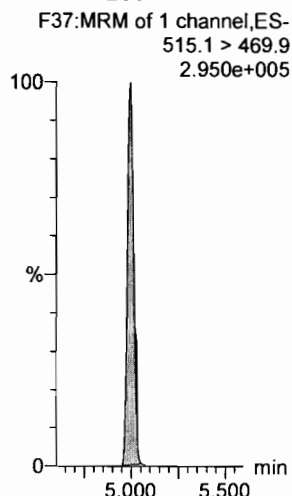
13C8-PFOSA



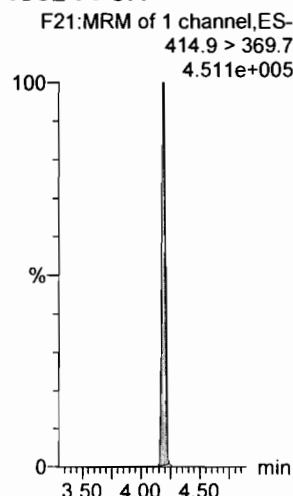
13C8-PFOS



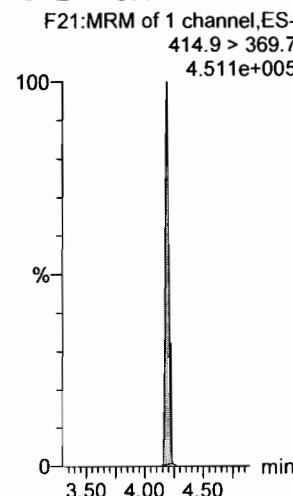
13C2-PFDA



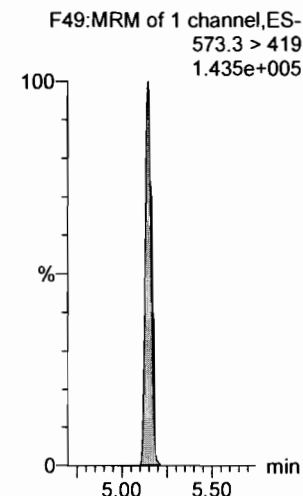
13C2-PFOA



13C2-PFOA



d3-N-MeFOSAA



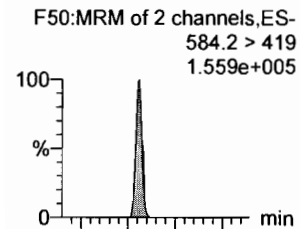
Dataset: F:\Projects\PFAS.PRO\Results\180221M1\180221M1-31.qld

Last Altered: Thursday, February 22, 2018 15:01:16 Pacific Standard Time

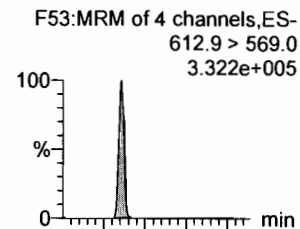
Printed: Thursday, February 22, 2018 15:01:42 Pacific Standard Time

Name: 180221M1_31, Date: 21-Feb-2018, Time: 20:50:56, ID: ST180221M1-11 PFC CS3 18B0815, Description: PFC CS3 18B0815

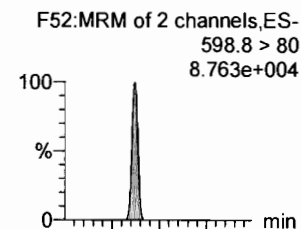
N-EtFOSAA



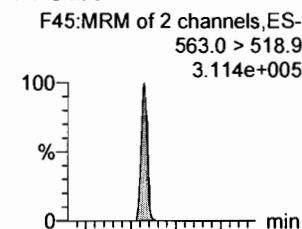
PFDoA



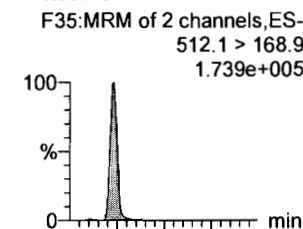
PFDS



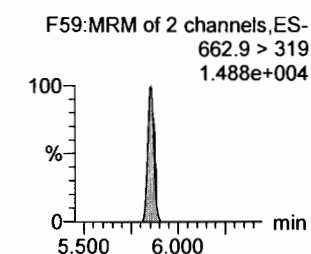
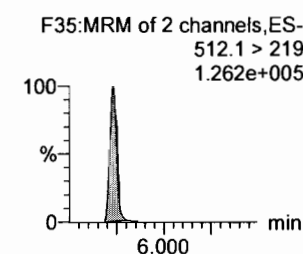
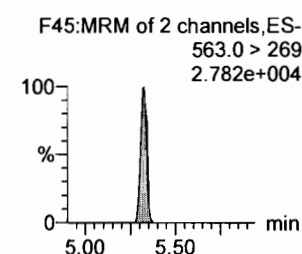
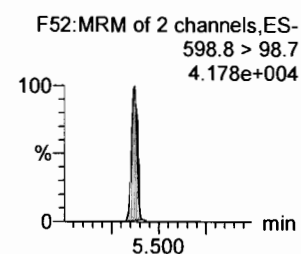
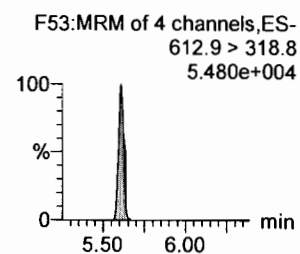
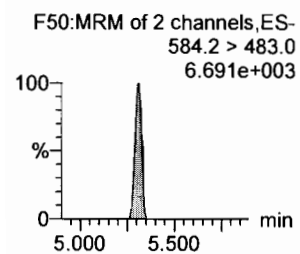
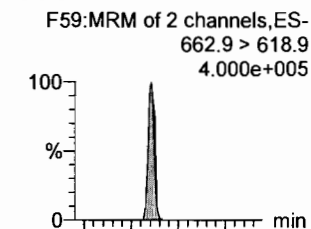
PFUdA



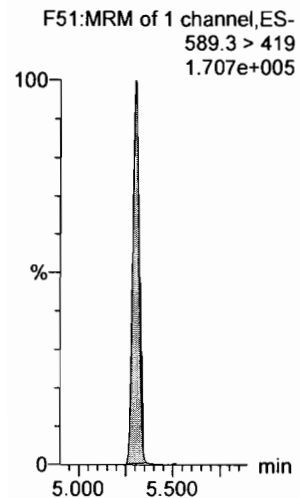
N-MeFOSA



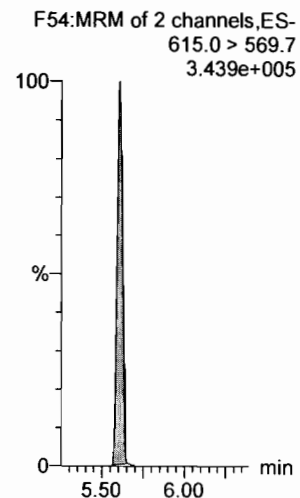
PFTrDA



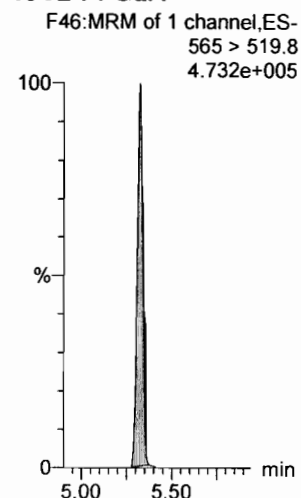
d5-N-EtFOSAA



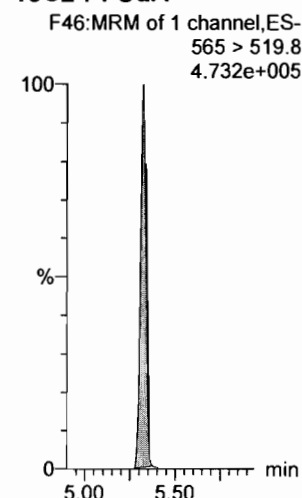
13C2-PFDoA



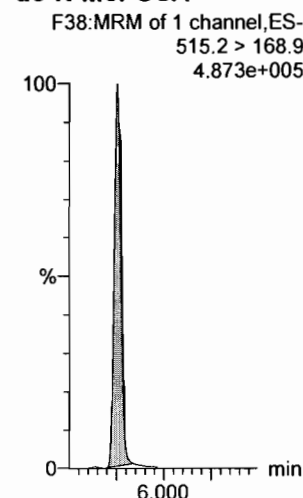
13C2-PFUdA



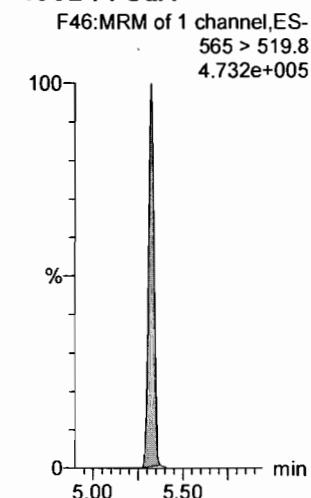
13C2-PFUdA



d3-N-MeFOSA



13C2-PFUdA



Dataset: F:\Projects\PFAS.PRO\Results\180221M1\180221M1-31.qld

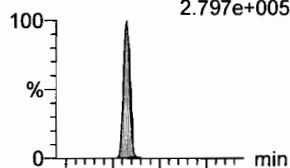
Last Altered: Thursday, February 22, 2018 15:01:16 Pacific Standard Time

Printed: Thursday, February 22, 2018 15:01:42 Pacific Standard Time

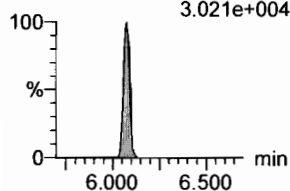
Name: 180221M1_31, Date: 21-Feb-2018, Time: 20:50:56, ID: ST180221M1-11 PFC CS3 18B0815, Description: PFC CS3 18B0815

PFTeDA

F60:MRM of 2 channels,ES-
712.9 > 668.8
2.797e+005




F60:MRM of 2 channels,ES-
712.9 > 369
3.021e+004

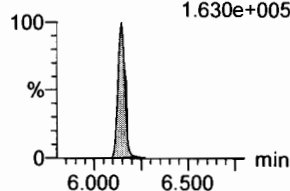


N-EtFOSA

F40:MRM of 2 channels,ES-
526.1 > 168.9
2.283e+005

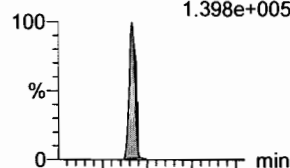


F40:MRM of 2 channels,ES-
526.1 > 219
1.630e+005

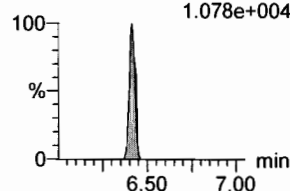


PFHxDA

F62:MRM of 2 channels,ES-
813.1 > 768.6
1.398e+005

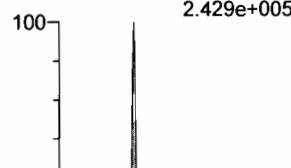


F62:MRM of 2 channels,ES-
813.1 > 219
1.078e+004

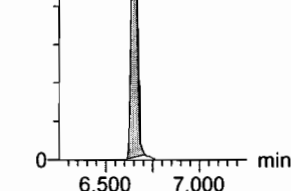


PFODA

F64:MRM of 1 channel,ES-
913.1 > 868.8
2.429e+005




F64:MRM of 1 channel,ES-
913.1 > 868.8
2.429e+005

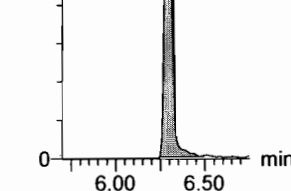


N-MeFOSE

F55:MRM of 1 channel,ES-
616.1 > 58.9
2.007e+005

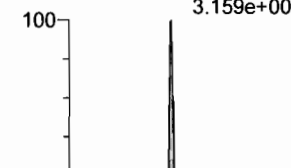


F55:MRM of 1 channel,ES-
616.1 > 58.9
2.007e+005

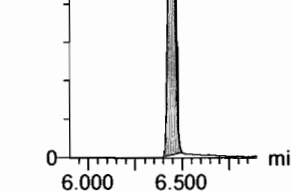


N-EtFOSE

F57:MRM of 1 channel,ES-
630.1 > 58.9
3.159e+005



F57:MRM of 1 channel,ES-
630.1 > 58.9
3.159e+005

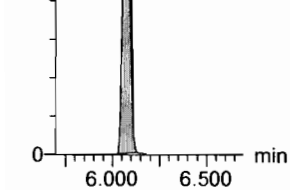


13C2-PFTeDA

F61:MRM of 2 channels,ES-
714.8 > 669.6
1.457e+005




F61:MRM of 2 channels,ES-
714.8 > 669.6
1.457e+005

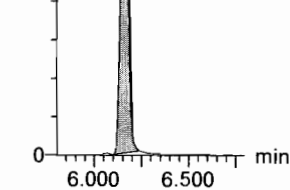


d5-N-ETFOSE

F43:MRM of 1 channel,ES-
531.1 > 168.9
7.369e+005



F43:MRM of 1 channel,ES-
531.1 > 168.9
7.369e+005

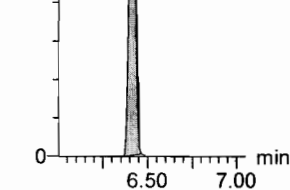


13C2-PFHxDA

F63:MRM of 1 channel,ES-
815 > 769.7
1.252e+005



F63:MRM of 1 channel,ES-
815 > 769.7
1.252e+005

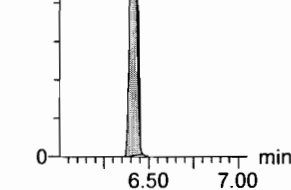


13C2-PFHxDA

F63:MRM of 1 channel,ES-
815 > 769.7
1.252e+005

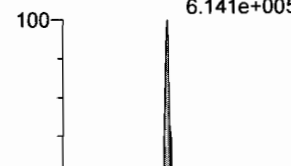


F63:MRM of 1 channel,ES-
815 > 769.7
1.252e+005

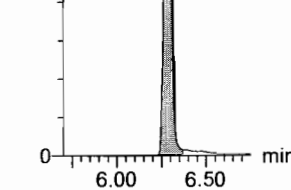


d7-N-MeFOSE

F56:MRM of 1 channel,ES-
623.1 > 58.9
6.141e+005

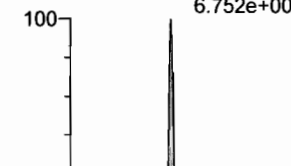


F56:MRM of 1 channel,ES-
623.1 > 58.9
6.141e+005

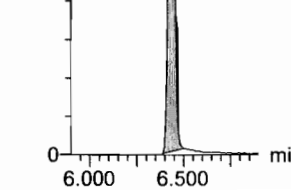


d9-N-EtFOSE

F58:MRM of 1 channel,ES-
639.2 > 58.8
6.752e+005



F58:MRM of 1 channel,ES-
639.2 > 58.8
6.752e+005



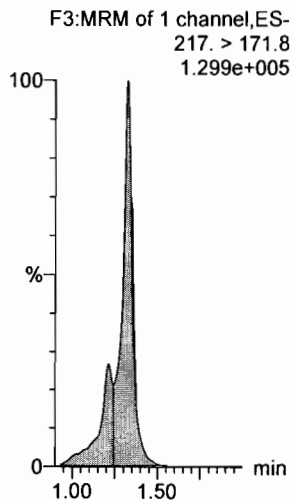
Dataset: F:\Projects\PFAS.PRO\Results\180221M1\180221M1-31.qld

Last Altered: Thursday, February 22, 2018 15:01:16 Pacific Standard Time

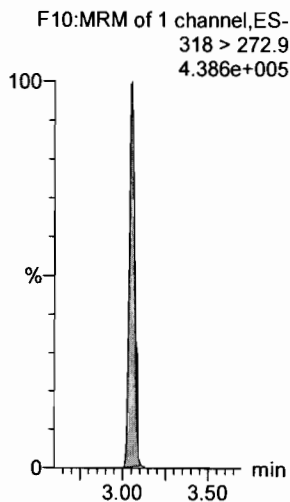
Printed: Thursday, February 22, 2018 15:01:42 Pacific Standard Time

Name: 180221M1_31, Date: 21-Feb-2018, Time: 20:50:56, ID: ST180221M1-11 PFC CS3 18B0815, Description: PFC CS3 18B0815


13C4-PFBA



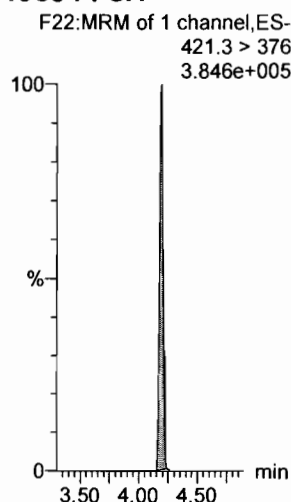
13C5-PFHxA



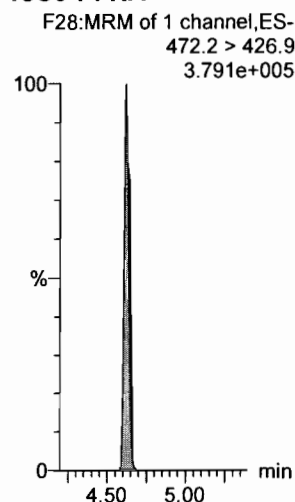
13C3-PFHxS



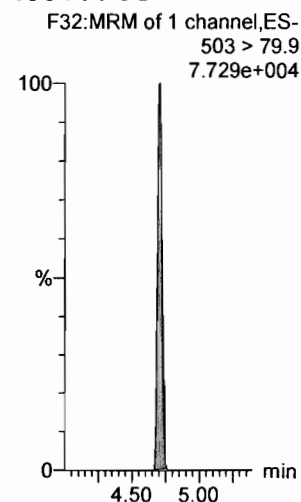
13C8-PFOA



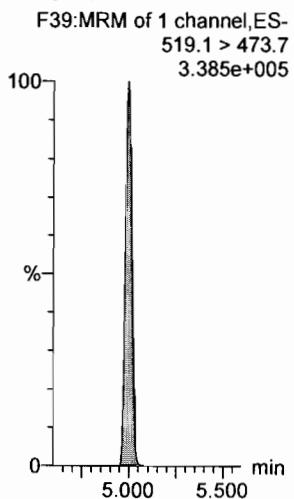
13C9-PFNA



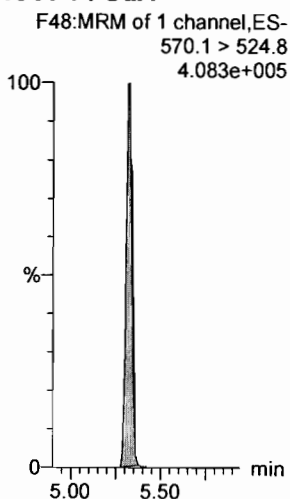
13C4-PFOS



13C6-PFDA



13C7-PFUdA



Dataset: F:\Projects\PFAS.PRO\Results\180221M1\180221M1-57.qld

Last Altered: Thursday, February 22, 2018 15:03:26 Pacific Standard Time

Printed: Thursday, February 22, 2018 15:03:37 Pacific Standard Time

*✓ JA.
02/23/2018*

(P) Above limit criteria.

Method: F:\Projects\PFAS.PRO\MethDB\PFAS_FULL_80C_022118.mdb 22 Feb 2018 10:27:20

Calibration: F:\Projects\PFAS.PRO\CurveDB\C18_VAL-PFAS_Q4_02-21-18-FULL.cdb 22 Feb 2018 11:04:24

Name: 180221M1_57, Date: 22-Feb-2018, Time: 01:49:09, ID: ST180221M1-12 PFC CS3 18B0815, Description: PFC CS3 18B0815

#	Name	Trace	Area	IS Area	RRF	Pred.RT	RT	y Axis Resp.	Conc.	%Rec	Recovery	Out
1	1 PFBA	213.0 > 168.8	8.64e3	9.69e3		1.46	1.32	11.2	9.74	97.4		NO
2	2 PFPeA	263.1 > 218.9	1.16e4	1.14e4		2.42	2.28	12.7	12.7	127.5		NO
3	3 PFBS	299.0 > 79.7	2.59e3	1.82e3		2.60	2.56	17.7	10.5	104.7		NO
4	4 4:2 FTS	327.2>307.2	2.10e3	1.82e3		3.00	2.96	14.4	12.2	122.0		NO
5	5 PFHxA	313.2 > 268.9	1.40e4	4.37e3		3.19	3.05	16.0	10.8	108.3		NO
6	6 PFPeS	349.1>80.1	2.67e3	1.82e3		3.39	3.25	18.3	9.47	94.7		NO
7	7 PFHpA	363.0 > 318.9	1.20e4	1.03e4		3.81	3.67	14.5	11.2	111.6		NO
8	8 L-PFHxS	398.9 > 79.6	2.30e3	1.37e3		3.85	3.82	21.0	11.0	110.3		NO
9	10 6:2 FTS	427.1 > 407	2.98e3	1.63e4		4.28	4.13	2.28	10.4	104.5		NO
10	11 L-PFOA	413 > 368.7	1.42e4	1.63e4		4.22	4.19	10.9	11.5	115.0		NO
11	13 PFHpS	449 > 80.0	3.30e3	3.59e3		4.44	4.30	11.5	10.8	108.3		NO
12	14 PFNA	463.0 > 418.8	1.41e4	1.22e4		4.76	4.62	14.4	10.6	106.1		NO
13	15 PFOSA	498.1 > 77.8	3.55e3	4.28e3		4.83	4.68	10.4	10.0	100.2		NO
14	16 L-PFOS	499 > 79.9	3.12e3	3.59e3		4.74	4.70	10.9	10.8	107.9		NO
15	18 PFDA	513 > 468.8	1.31e4	1.09e4		5.14	5.00	15.0	12.0	120.1		NO
16	19 8:2 FTS	527 > 506.9	2.87e3	1.63e4		5.12	4.96	2.20	11.7	116.7		NO
17	20 PFNS	549.1>80.1	2.53e3	3.59e3		5.08	5.06	8.83	9.30	93.0		NO
18	21 N-MeFOSAA	570.1 > 419	6.72e3	6.71e3		5.29	5.15	12.5	8.96	89.6		NO
19	22 N-EtFOSAA	584.2 > 419	6.33e3	6.48e3		5.45	5.31	12.2	11.4	114.0		NO
20	23 PFUdA	563.0 > 518.9	1.13e4	1.67e4		5.46	5.32	8.48	8.05	80.5		NO
21	24 PFDS	598.8 > 80	3.96e3	1.67e4		5.51	5.37	2.97	11.1	111.5		NO
22	25 PFDoA	612.9 > 569.0	1.59e4	1.23e4		5.74	5.60	16.1	15.3	152.6		YES
23	26 N-MeFOSA	512.1 > 168.9	7.77e3	2.11e4		5.84	5.73	55.1	56.6	113.2		NO
24	27 PFTrDA	662.9 > 618.9	1.81e4	1.67e4		5.98	5.85	13.5	12.6	126.4		NO
25	28 PFTeDA	712.9 > 668.8	1.21e4	6.61e3		6.20	6.07	22.8	9.37	93.7		NO
26	29 N-EtFOSA	526.1 > 168.9	1.05e4	3.24e4		6.22	6.14	48.7	53.8	107.6		NO
27	30 PFHxDA	813.1 > 768.6	6.50e3	5.46e3		6.51	6.41	5.95	10.2	101.8		NO
28	31 PFODA	913.1 > 868.8	9.11e3	5.46e3		6.74	6.65	8.34	9.92	99.2		NO
29	32 N-MeFOSE	616.1 > 58.9	9.58e3	2.97e4		6.31	6.29	48.3	46.1	92.3		NO
30	33 N-EtFOSE	630.1 > 58.9	1.21e4	2.97e4		6.45	6.45	60.9	49.6	99.1		NO
31	34 13C3-PFBA	216.1 > 171.8	9.69e3	1.05e4	0.880	1.46	1.33	11.6	13.1	105.1		NO

*DM
2/22/18*

Dataset: F:\Projects\PFAS.PRO\Results\180221M1\180221M1-57.qld

Last Altered: Thursday, February 22, 2018 15:03:26 Pacific Standard Time

Printed: Thursday, February 22, 2018 15:03:37 Pacific Standard Time

Name: 180221M1_57, Date: 22-Feb-2018, Time: 01:49:09, ID: ST180221M1-12 PFC CS3 18B0815, Description: PFC CS3 18B0815

	# Name	Trace	Area	IS Area	RRF	Pred.RT	RT	y Axis Resp.	Conc.	%Rec	Recovery Out
32	35 13C3-PFPeA	266. > 221.8	1.14e4	1.61e4	0.917	2.42	2.28	8.86	9.66	77.3	NO
33	36 13C3-PFBS	302. > 98.8	1.82e3	1.61e4	0.121	2.69	2.56	1.41	11.7	93.5	NO
34	37 13C2-PFHxA	315 > 269.8	4.37e3	1.61e4	0.719	3.19	3.05	3.39	4.71	94.3	NO
35	38 13C4-PFHpA	367.2 > 321.8	1.03e4	1.61e4	0.722	3.81	3.67	8.01	11.1	88.7	NO
36	39 18O2-PFHxS	403.0 > 102.6	1.37e3	3.60e3	0.376	3.96	3.82	4.76	12.6	101.1	NO
37	40 13C2-PFOA	414.9 > 369.7	1.63e4	1.22e4	1.324	4.33	4.19	16.7	12.6	101.1	NO
38	41 13C5-PFNA	468.2 > 422.9	1.22e4	1.24e4	0.928	4.76	4.62	12.4	13.3	106.5	NO
39	42 13C8-PFOSA	506.1 > 77.7	4.28e3	1.57e4	0.235	4.83	4.68	3.41	14.5	116.0	NO
40	43 13C8-PFOS	507.0 > 79.9	3.59e3	4.27e3	1.026	4.84	4.70	10.5	10.2	81.8	NO
41	44 13C2-PFDA	515.1 > 469.9	1.09e4	1.28e4	1.017	5.14	5.00	10.6	10.5	83.7	NO
42	45 d3-N-MeFOSAA	573.3 > 419	6.71e3	1.57e4	0.412	5.29	5.14	5.35	13.0	104.0	NO
43	46 d5-N-EtFOSAA	589.3 > 419	6.48e3	1.57e4	0.418	5.45	5.30	5.16	12.4	98.9	NO
44	47 13C2-PFUdA	565 > 519.8	1.67e4	1.57e4	1.056	5.46	5.32	13.3	12.6	100.7	NO
45	48 13C2-PFDoA	615.0 > 569.7	1.23e4	1.57e4	0.949	5.74	5.60	9.80	10.3	82.6	NO
46	49 d3-N-MeFOSA	515.2 > 168.9	2.11e4	1.57e4	0.105	5.84	5.75	16.9	160	107.0	NO
47	50 13C2-PFTeDA	714.8 > 669.6	6.61e3	1.57e4	0.389	6.20	6.07	5.26	13.5	108.2	NO
48	51 d5-N-ETFOSA	531.1 > 168.9	3.24e4	1.57e4	0.160	6.22	6.16	25.8	161	107.6	NO
49	52 13C2-PFHxDA	815 > 769.7	5.46e3	1.57e4	0.833	6.51	6.41	4.35	5.22	104.4	NO
50	53 d7-N-MeFOSE	623.1 > 58.9	2.97e4	1.57e4	0.148	6.31	6.29	23.7	160	106.6	NO
51	54 d9-N-EtFOSE	639.2 > 58.8	2.97e4	1.57e4	0.131	6.45	6.44	23.7	181	120.8	NO
52	55 13C4-PFBA	217. > 171.8	1.05e4	1.05e4	1.000	1.46	1.32	12.5	12.5	100.0	NO
53	56 13C5-PFHxA	318 > 272.9	1.61e4	1.61e4	1.000	3.19	3.05	12.5	12.5	100.0	NO
54	57 13C3-PFHxS	401.9 > 79.9	3.60e3	3.60e3	1.000	3.96	3.82	12.5	12.5	100.0	NO
55	58 13C8-PFOA	421.3 > 376	1.22e4	1.22e4	1.000	4.33	4.19	12.5	12.5	100.0	NO
56	59 13C9-PFNA	472.2 > 426.9	1.24e4	1.24e4	1.000	4.70	4.62	12.5	12.5	100.0	NO
57	60 13C4-PFOS	503 > 79.9	4.27e3	4.27e3	1.000	4.84	4.70	12.5	12.5	100.0	NO
58	61 13C6-PFDA	519.1 > 473.7	1.28e4	1.28e4	1.000	5.14	5.00	12.5	12.5	100.0	NO
59	62 13C7-PFUdA	570.1 > 524.8	1.57e4	1.57e4	1.000	5.46	5.32	12.5	12.5	100.0	NO

Dataset: Untitled

Last Altered: Friday, February 23, 2018 08:35:27 Pacific Standard Time
Printed: Friday, February 23, 2018 08:37:50 Pacific Standard Time

Method: F:\Projects\PFAS.PRO\MethDB\PFAS_FULL_80C_022118.mdb 22 Feb 2018 10:27:20
Calibration: F:\Projects\PFAS.PRO\CurveDB\C18_VAL-PFAS_Q4_02-21-18-FULL.cdb 22 Feb 2018 11:04:24

Compound name: PFBA

	Name	ID	Acq Date	Acq Time
1	180221M1_3	IPA	21-Feb-18	15:29:36
2	180221M1_4	ST180221M1-1 PFC CS-2 18B0810	21-Feb-18	15:41:08
3	180221M1_5	ST180221M1-2 PFC CS-1 18B0811	21-Feb-18	15:52:33
4	180221M1_6	ST180221M1-3 PFC CS0 18B0812	21-Feb-18	16:03:59
5	180221M1_7	ST180221M1-4 PFC CS1 18B0813	21-Feb-18	16:15:27
6	180221M1_8	ST180221M1-5 PFC CS2 18B0814	21-Feb-18	16:26:53
7	180221M1_9	ST180221M1-6 PFC CS3 18B0815	21-Feb-18	16:38:20
8	180221M1_10	ST180221M1-7 PFC CS4 18B0816	21-Feb-18	16:49:50
9	180221M1_11	ST180221M1-8 PFC CS5 18B0817	21-Feb-18	17:01:19
10	180221M1_12	ST180221M1-9 PFC CS6 18B0818	21-Feb-18	17:12:48
11	180221M1_13	ST180221M1-10 PFC CS7 18B0819	21-Feb-18	17:24:17
12	180221M1_14	IPA	21-Feb-18	17:35:46
13	180221M1_15	ICV180221M1-1 PFC ICV 18B0809	21-Feb-18	17:47:16
14	180221M1_16	IPA	21-Feb-18	17:58:45
15	180221M1_17	1702096-01@5X 980560360 3	21-Feb-18	18:10:17
16	180221M1_18	B8B0043-BS1 OPR 0.25	21-Feb-18	18:21:41
17	180221M1_19	B8B0043-BSD1 LCSD 0.25	21-Feb-18	18:33:08
18	180221M1_20	B8B0043-BLK1 Method Blank 0.25	21-Feb-18	18:44:35
19	180221M1_21	1800250-01 GW0509180130RAP 0.25986	21-Feb-18	18:56:02
20	180221M1_22	1800250-02 GW1519180130RAP 0.26483	21-Feb-18	19:07:32
21	180221M1_23	1800250-03 GW2529180130RAP 0.26364	21-Feb-18	19:19:01
22	180221M1_24	1800250-04 GW3741180131RAP 0.26062	21-Feb-18	19:30:31
23	180221M1_25	1800250-05 GW0610180131RAP 0.26466	21-Feb-18	19:42:00
24	180221M1_26	1800250-06 GW1620180131RAP 0.26655	21-Feb-18	19:53:29
25	180221M1_27	1800250-07 FD-GW1620180131RAP 0.26758	21-Feb-18	20:04:59
26	180221M1_28	1800250-08 GW2529180131RAP 0.26581	21-Feb-18	20:16:28
27	180221M1_29	1800250-09 GW3640180201RAP 0.26404	21-Feb-18	20:27:57
28	180221M1_30	IPA	21-Feb-18	20:39:27
29	180221M1_31	ST180221M1-11 PFC CS3 18B0815	21-Feb-18	20:50:56
30	180221M1_32	IPA	21-Feb-18	21:02:26
31	180221M1_33	1800264-01 GW4650180201RAP 0.25714	21-Feb-18	21:13:55

Dataset: Untitled

Last Altered: Friday, February 23, 2018 08:35:27 Pacific Standard Time
 Printed: Friday, February 23, 2018 08:37:50 Pacific Standard Time

Compound name: PFBA

	Name	ID	Acq.Date	Acq.Time
32	180221M1_34	1800269-01 WI-AF-FB-010518 0.11996	21-Feb-18	21:25:22
33	180221M1_35	1800269-02 WI-AF-EB01-SO-0118 0.11331	21-Feb-18	21:36:51
34	180221M1_36	1800269-03 WI-AF-FB-010718 0.11871	21-Feb-18	21:48:20
35	180221M1_37	1800269-04 WI-AF-EB02-SO-0118 0.09189	21-Feb-18	21:59:49
36	180221M1_38	1800269-05 WI-AF-FB-011018 0.11822	21-Feb-18	22:11:16
37	180221M1_39	1800269-06 WI-AF-EB03-SO-0118 0.11899	21-Feb-18	22:22:45
38	180221M1_40	1800269-07 WI-AF-FB-011218 0.11884	21-Feb-18	22:34:15
39	180221M1_41	1800269-08 WI-AF-EB04-SO-0118 0.11209	21-Feb-18	22:45:44
40	180221M1_42	1800269-09 WI-AF-FB-012618 0.11891	21-Feb-18	22:57:13
41	180221M1_43	1800269-10 WI-AF-EB10-0118 0.12107	21-Feb-18	23:08:43
42	180221M1_44	B8B0074-BS1 OPR 1	21-Feb-18	23:20:13
43	180221M1_45	B8B0074-BLK1 Method Blank 1	21-Feb-18	23:31:43
44	180221M1_46	B8B0074-MS1 Matrix Spike 1.43	21-Feb-18	23:43:10
45	180221M1_47	B8B0074-MSD1 Matrix Spike Dup 1.5	21-Feb-18	23:54:40
46	180221M1_48	1800235-02 SB010102180123JLB 1.38	22-Feb-18	00:06:07
47	180221M1_49	1800268-01 WI-AF-SB614-0001-0118 1.77	22-Feb-18	00:17:37
48	180221M1_50	1800268-02 WI-AF-SB614-0102-0118 1.25	22-Feb-18	00:29:07
49	180221M1_51	1800268-03 WI-AF-SB614P-0102-0118 1.28	22-Feb-18	00:40:33
50	180221M1_52	1800268-04 WI-AF-SB612-0001-0118 1.32	22-Feb-18	00:52:00
51	180221M1_53	1800268-05 WI-AF-SB612-0204-0118 1.25	22-Feb-18	01:03:27
52	180221M1_54	1800268-06 WI-AF-SB612-04H05H-0118 1.47	22-Feb-18	01:14:54
53	180221M1_55	1800279-03 REEPDW151 0.12119	22-Feb-18	01:26:15
54	180221M1_56	IPA	22-Feb-18	01:37:42
55	180221M1_57	ST180221M1-12 PFC CS3 18B0815	22-Feb-18	01:49:09
56	180221M1_58	IPA	22-Feb-18	02:00:36
57	180221M1_59	1800268-07 WI-AF-SB612-6870-0118 1.3	22-Feb-18	02:12:03
58	180221M1_60	1800268-08 WI-AF-SB613-000H-0118 1.39	22-Feb-18	02:23:29
59	180221M1_61	1800268-09 WI-AF-SB613-0H02-0118 1.34	22-Feb-18	02:34:56
60	180221M1_62	1800268-10 WI-AF-SB613-03H04H-0118 1.2	22-Feb-18	02:46:23
61	180221M1_63	1800268-11 WI-AF-SB613-5657H-0118 1.23	22-Feb-18	02:57:50
62	180221M1_64	1800268-12 WI-AF-SB607-000H-0118 1.06	22-Feb-18	03:09:21
63	180221M1_65	1800268-13 WI-AF-SB607P-000H-0118 1.34	22-Feb-18	03:20:47
64	180221M1_66	1800268-14 WI-AF-SB607-0203-0118 1.22	22-Feb-18	03:32:17
65	180221M1_67	1800268-15 WI-AF-SB607-0405-0118 1.01	22-Feb-18	03:43:44

Dataset: Untitled

Last Altered: Friday, February 23, 2018 08:35:27 Pacific Standard Time

Printed: Friday, February 23, 2018 08:37:50 Pacific Standard Time

Compound name: PFBA

	Name	ID	Acq.Date	Acq.Time
66	180221M1_68	IPA	22-Feb-18	03:55:14
67	180221M1_69	ST180221M1-13 PFC CS0 18B0812	22-Feb-18	04:06:44
68	180221M1_70	IPA	22-Feb-18	04:18:11
69	180221M1_71	1800268-16 WI-AF-SB607-1011-0118 1.26	22-Feb-18	04:29:40
70	180221M1_72	1800268-17 WI-AF-SB610-3940-0118 1.1	22-Feb-18	04:41:10
71	180221M1_73	1800268-18 WI-AF-SB610P-3940-0118 1.22	22-Feb-18	04:52:40
72	180221M1_74	1800246-10 WT1801311125MK 0.24971	22-Feb-18	05:04:07
73	180221M1_75	1800246-11 WT1801311140MK 0.24503	22-Feb-18	05:15:36
74	180221M1_76	1800246-12 WT1801311355MK 0.24759	22-Feb-18	05:27:03
75	180221M1_77	1800246-13 WT1801311405MK 0.24265	22-Feb-18	05:38:32
76	180221M1_78	B8B0095-BS1 OPR 0.25	22-Feb-18	05:50:02
77	180221M1_79	B8B0095-BSD1 LCSD 0.25	22-Feb-18	06:01:31
78	180221M1_80	B8B0095-BLK1 Method Blank 0.25	22-Feb-18	06:12:58
79	180221M1_81	1800273-05RE1 MCA-EB-02 0.24963	22-Feb-18	06:24:27
80	180221M1_82	1800279-01RE1 REEPDW150 0.11792	22-Feb-18	06:35:57
81	180221M1_83	1800294-01 GW1802071410AB 0.25657	22-Feb-18	06:47:27
82	180221M1_84	1800294-02 GW1802071515AB 0.25263	22-Feb-18	06:58:54
83	180221M1_85	IPA	22-Feb-18	07:10:21
84	180221M1_86	ST180221M1-14 PFC CS3 18B0815	22-Feb-18	07:21:48
85	180221M1_87	IPA	22-Feb-18	07:33:14
86	180221M1_88	1800294-03 GW1802071620AB 0.25388	22-Feb-18	07:44:44
87	180221M1_89	1800294-04 GW1802071425MK 0.25152	22-Feb-18	07:56:14
88	180221M1_90	B8B0106-BS1 OPR 0.25	22-Feb-18	08:07:41
89	180221M1_91	B8B0106-BSD1 LCSD 0.25	22-Feb-18	08:19:11
90	180221M1_92	B8B0106-BLK1 Method Blank 0.25	22-Feb-18	08:30:32
91	180221M1_93	1800294-05RE1 GW1802071520MK 0.25646	22-Feb-18	08:41:59
92	180221M1_94	1800294-06RE1 GW1802071630MK 0.26587	22-Feb-18	08:53:26
93	180221M1_95	1800294-07RE1 GW1802071635MKDUP 0.259...	22-Feb-18	09:04:56
94	180221M1_96	1800304-01RE1 EB011802051415AB 0.25855	22-Feb-18	09:16:25
95	180221M1_97	1800304-02RE1 GW1802051530AB 0.25084	22-Feb-18	09:27:54
96	180221M1_98	1800304-03RE1 GW1802051640AB 0.25399	22-Feb-18	09:39:21
97	180221M1_99	1800304-04RE1 GW1802051510MK 0.26045	22-Feb-18	09:50:50
98	180221M1_100	1800304-05RE1 GW1802051625MK 0.25932	22-Feb-18	10:02:17
99	180221M1_101	1800305-01 REEPDW164 0.11246	22-Feb-18	10:13:47

Dataset: Untitled

Last Altered: Friday, February 23, 2018 08:35:27 Pacific Standard Time

Printed: Friday, February 23, 2018 08:37:50 Pacific Standard Time

Compound name: PFBA

	Name	ID	Acq.Date	Acq.Time
100	180221M1_102	IPA	22-Feb-18	10:25:17
101	180221M1_103	ST180221M1-15 PFC CS3 18B0815	22-Feb-18	10:36:43
102	180221M1_104	IPA	22-Feb-18	10:48:13
103	180221M1_105	1800305-02 REEPDW165 0.11853	22-Feb-18	10:59:42
104	180221M1_106	1800305-03 REEPDW166 0.11597	22-Feb-18	11:11:12
105	180221M1_107	1800305-04 REEPDW167 0.09912	22-Feb-18	11:22:39
106	180221M1_108	1800305-05 REEPDW168 0.11911	22-Feb-18	11:34:08
107	180221M1_109	1800305-06 REEPDW169 0.11678	22-Feb-18	11:45:38
108	180221M1_110	1800305-07 REEPDW170 0.1136	22-Feb-18	11:57:07
109	180221M1_111	1800305-08 REEPDW516 0.12039	22-Feb-18	12:08:37
110	180221M1_112	1800305-09 REEPDW171 0.1205	22-Feb-18	12:20:06
111	180221M1_113	1800305-10 REEPDW172 0.11734	22-Feb-18	12:31:36
112	180221M1_114	1800305-11 REEPDW173 0.11855	22-Feb-18	12:43:06
113	180221M1_115	IPA	22-Feb-18	12:54:35
114	180221M1_116	ST180221M1-16 PFC CS3 18B0815	22-Feb-18	13:06:05
115	180221M1_117	IPA	22-Feb-18	13:17:33

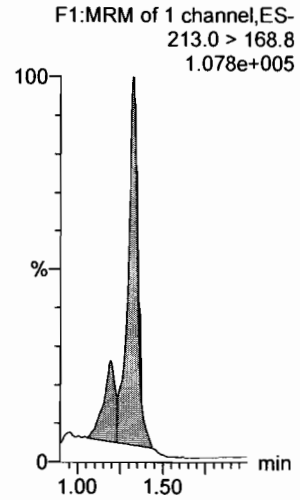
Dataset: F:\Projects\PFAS.PRO\Results\180221M1\180221M1-57.qld

Last Altered: Thursday, February 22, 2018 15:03:26 Pacific Standard Time
Printed: Thursday, February 22, 2018 15:03:37 Pacific Standard Time

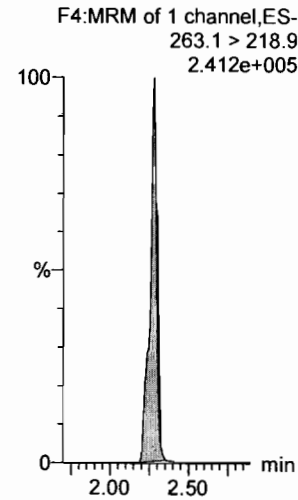
Method: F:\Projects\PFAS.PRO\MethDB\PFAS_FULL_80C_022118.mdb 22 Feb 2018 10:27:20
Calibration: F:\Projects\PFAS.PRO\CurveDB\C18_VAL-PFAS_Q4_02-21-18-FULL.cdb 22 Feb 2018 11:04:24

Name: 180221M1_57, Date: 22-Feb-2018, Time: 01:49:09, ID: ST180221M1-12 PFC CS3 18B0815, Description: PFC CS3 18B0815

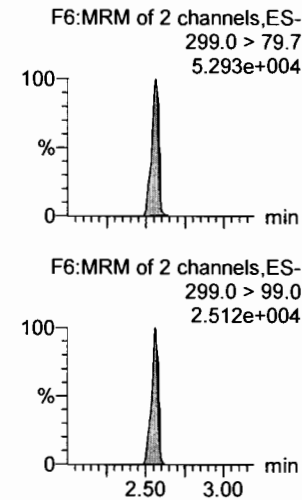
PFBA



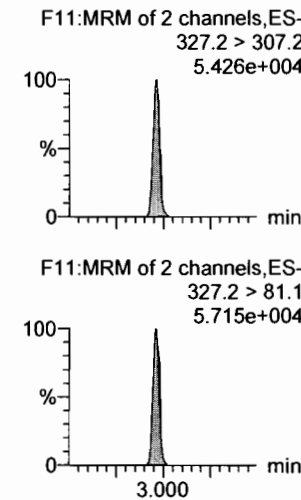
PFPeA



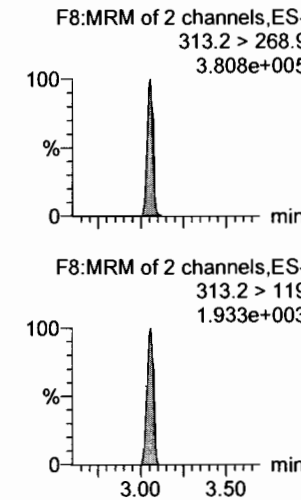
PFBS



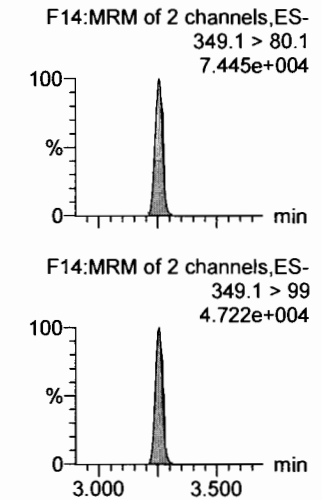
4:2 FTS



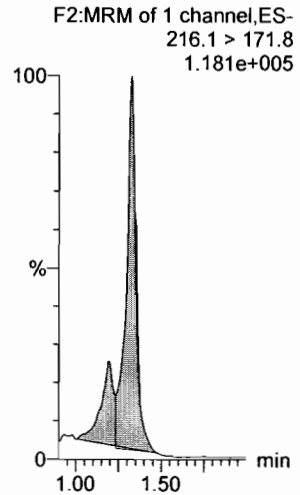
PFHxA



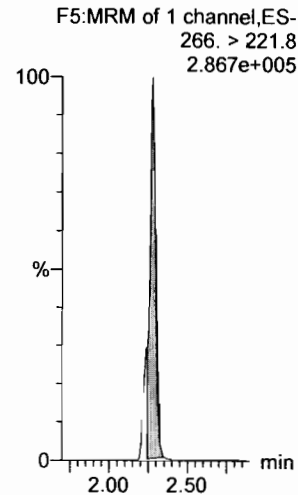
PFPeS



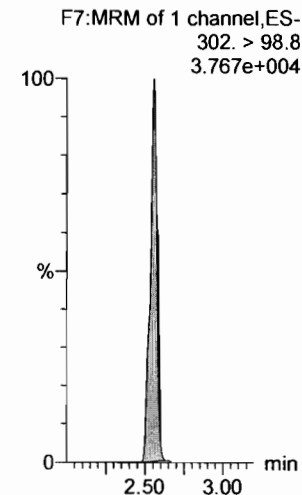
13C3-PFBA



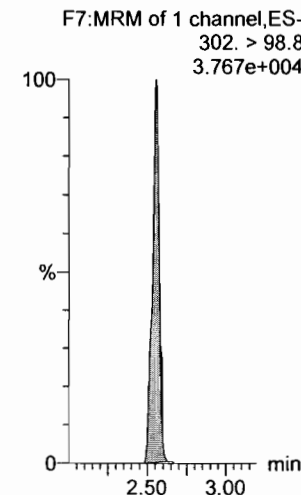
13C3-PFPeA



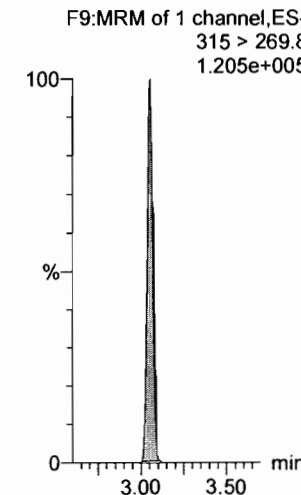
13C3-PFBS



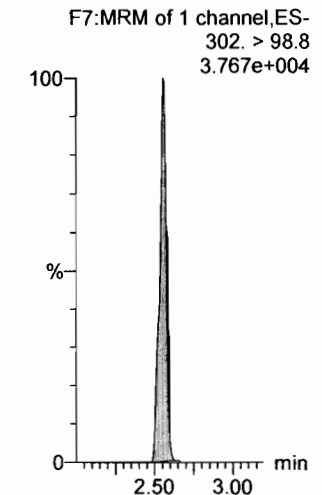
13C3-PFBS



13C2-PFHxA



13C3-PFBS

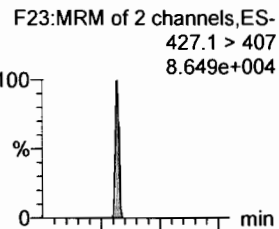


Dataset: F:\Projects\PFAS.PRO\Results\180221M1\180221M1-57.qld

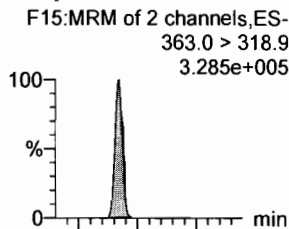
Last Altered: Thursday, February 22, 2018 15:03:26 Pacific Standard Time
Printed: Thursday, February 22, 2018 15:03:37 Pacific Standard Time

Name: 180221M1_57, Date: 22-Feb-2018, Time: 01:49:09, ID: ST180221M1-12 PFC CS3 18B0815, Description: PFC CS3 18B0815

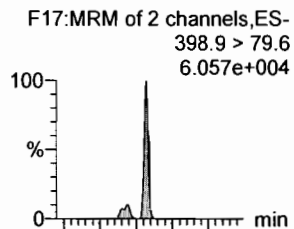
6:2 FTS



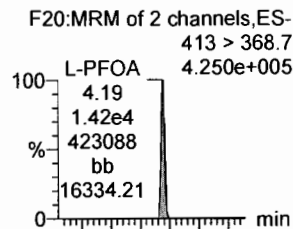
PFHpA



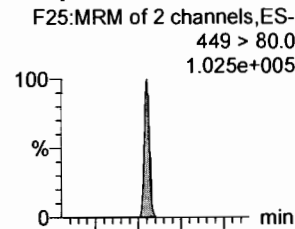
L-PFHxS



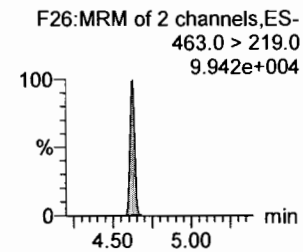
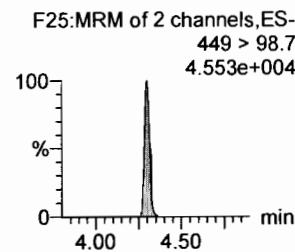
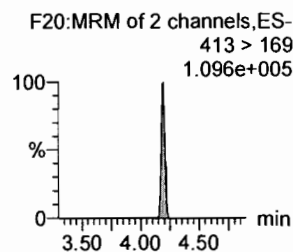
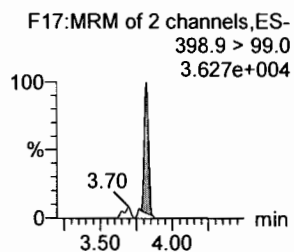
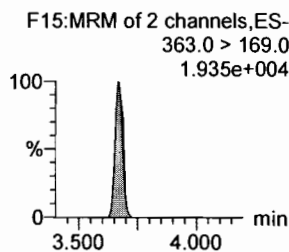
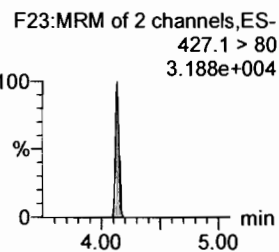
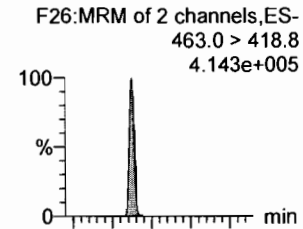
L-PFOA



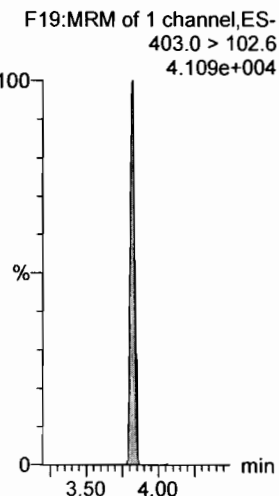
PFHpS



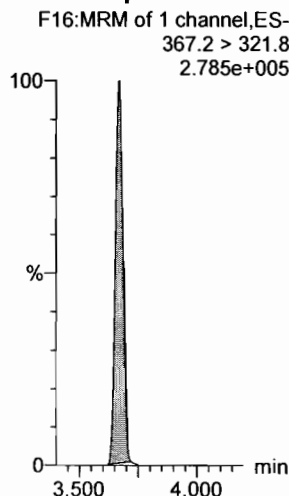
PFNA



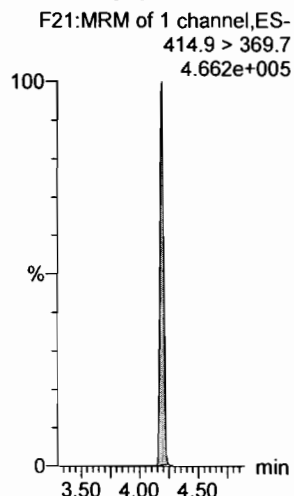
1802-PFHxS



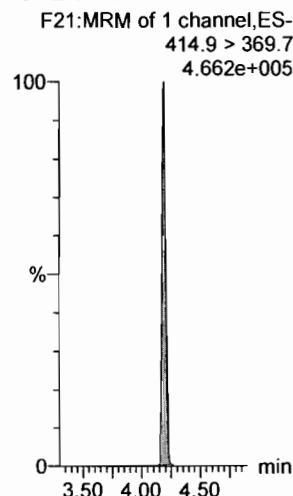
13C4-PFHpA



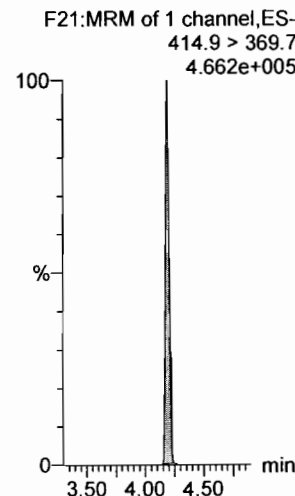
13C2-PFOA



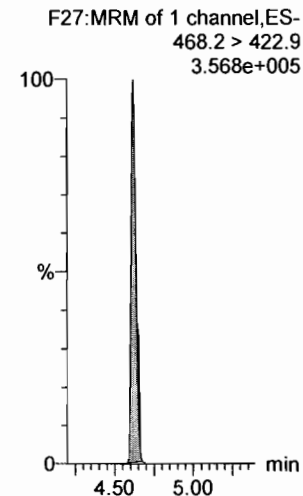
13C2-PFOA



13C2-PFOA



13C5-PFNA



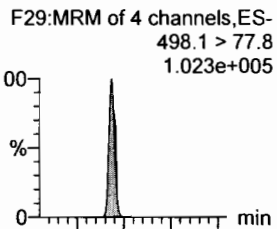
Dataset: F:\Projects\PFAS.PRO\Results\180221M1\180221M1-57.qld

Last Altered: Thursday, February 22, 2018 15:03:26 Pacific Standard Time

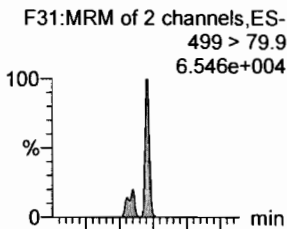
Printed: Thursday, February 22, 2018 15:03:37 Pacific Standard Time

Name: 180221M1_57, Date: 22-Feb-2018, Time: 01:49:09, ID: ST180221M1-12 PFC CS3 18B0815, Description: PFC CS3 18B0815

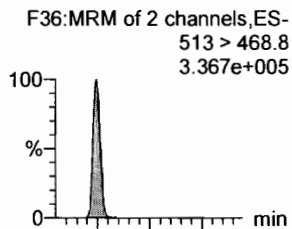
PFOSA



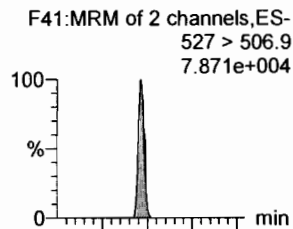
L-PFOS



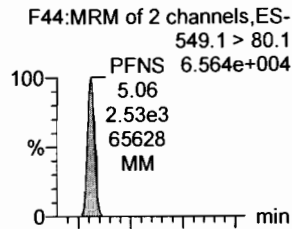
PFDA



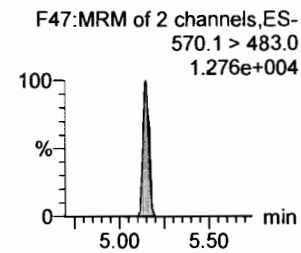
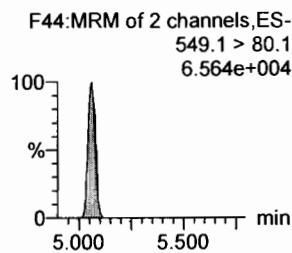
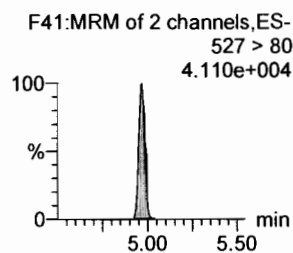
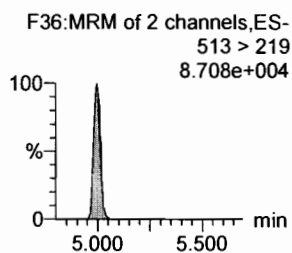
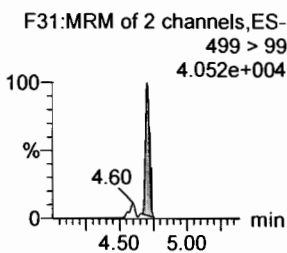
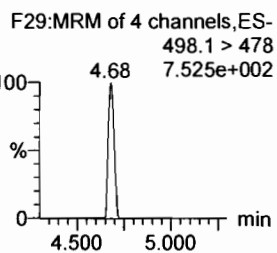
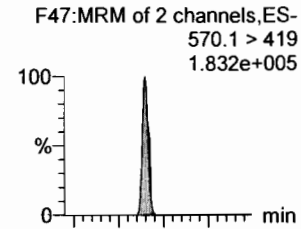
8:2 FTS



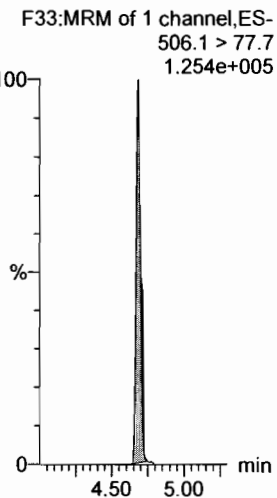
PFNS



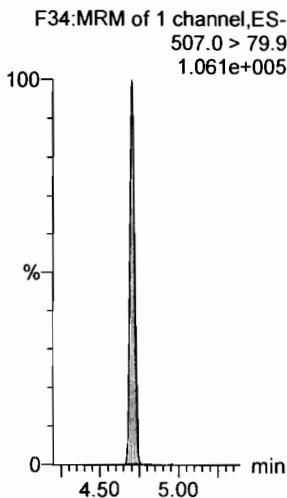
N-MeFOSAA



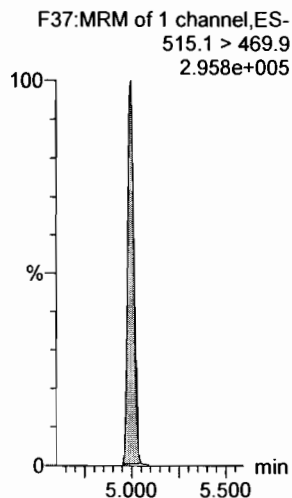
13C8-PFOSA



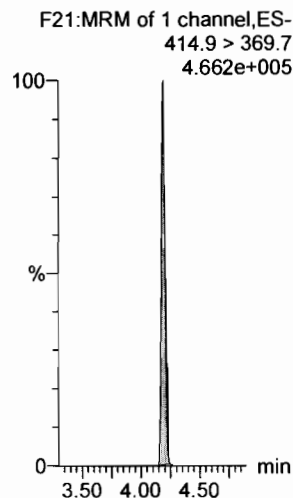
13C8-PFOS



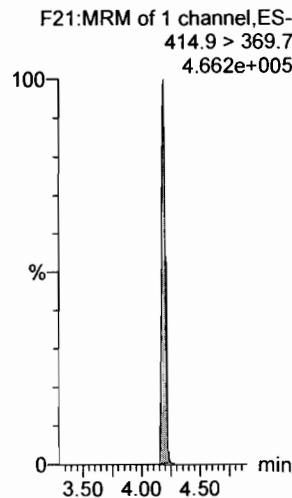
13C2-PFDA



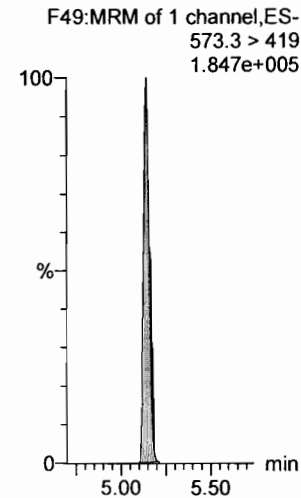
13C2-PFOA



13C2-PFOA



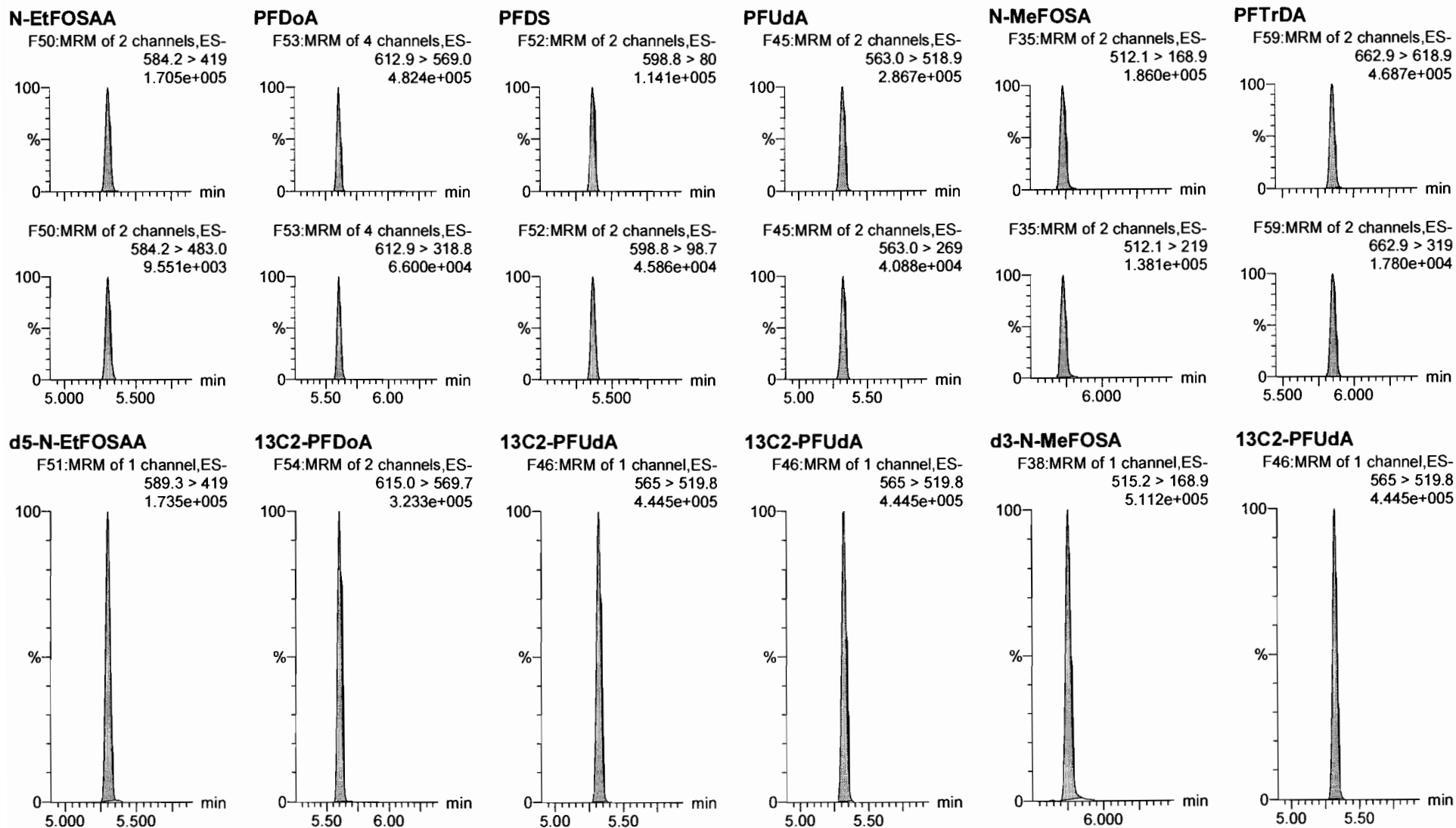
d3-N-MeFOSAA



Dataset: F:\Projects\PFAS.PRO\Results\180221M1\180221M1-57.qld

Last Altered: Thursday, February 22, 2018 15:03:26 Pacific Standard Time
Printed: Thursday, February 22, 2018 15:03:37 Pacific Standard Time

Name: 180221M1_57, Date: 22-Feb-2018, Time: 01:49:09, ID: ST180221M1-12 PFC CS3 18B0815, Description: PFC CS3 18B0815



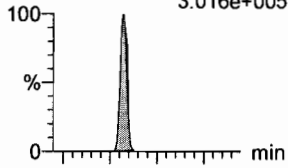
Dataset: F:\Projects\PFAS.PRO\Results\180221M1\180221M1-57.qld

Last Altered: Thursday, February 22, 2018 15:03:26 Pacific Standard Time
Printed: Thursday, February 22, 2018 15:03:37 Pacific Standard Time

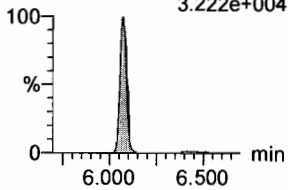
Name: 180221M1_57, Date: 22-Feb-2018, Time: 01:49:09, ID: ST180221M1-12 PFC CS3 18B0815, Description: PFC CS3 18B0815

PFTeDA

F60:MRM of 2 channels,ES-
712.9 > 668.8
3.016e+005

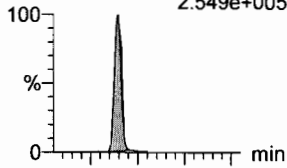


F60:MRM of 2 channels,ES-
712.9 > 369
3.222e+004

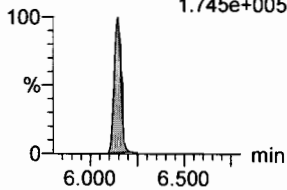


N-EtFOSA

F40:MRM of 2 channels,ES-
526.1 > 168.9
2.549e+005

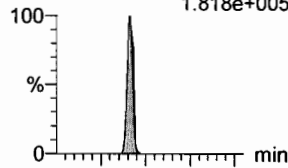


F40:MRM of 2 channels,ES-
526.1 > 219
1.745e+005

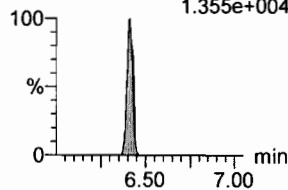


PFHxDA

F62:MRM of 2 channels,ES-
813.1 > 768.6
1.818e+005

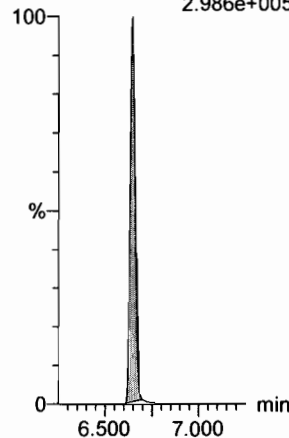


F62:MRM of 2 channels,ES-
813.1 > 219
1.355e+004



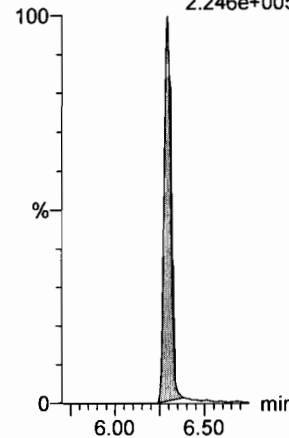
PFODA

F64:MRM of 1 channel,ES-
913.1 > 868.8
2.986e+005



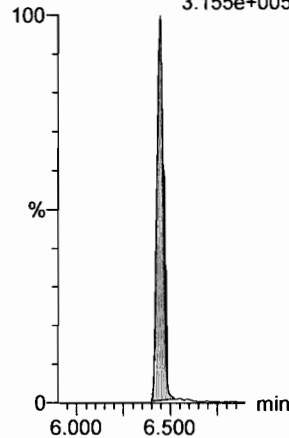
N-MeFOSE

F55:MRM of 1 channel,ES-
616.1 > 58.9
2.246e+005



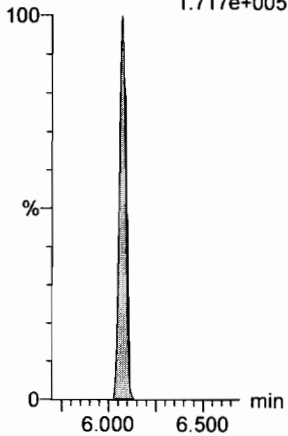
N-EtFOSE

F57:MRM of 1 channel,ES-
630.1 > 58.9
3.155e+005



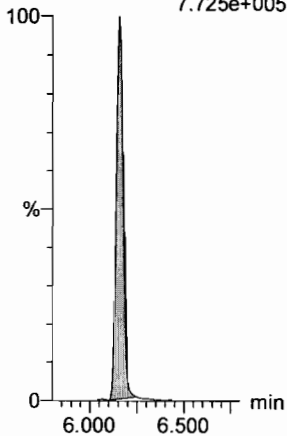
13C2-PFTeDA

F61:MRM of 2 channels,ES-
714.8 > 669.6
1.717e+005



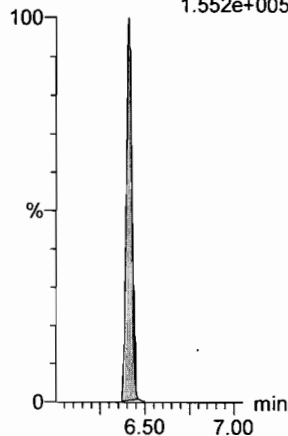
d5-N-ETFOSA

F43:MRM of 1 channel,ES-
531.1 > 168.9
7.725e+005



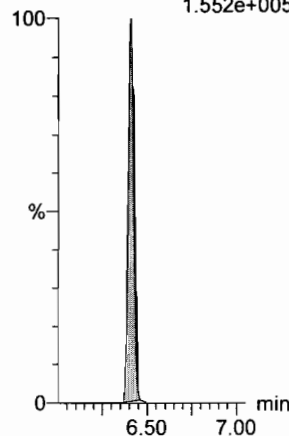
13C2-PFHxDA

F63:MRM of 1 channel,ES-
815 > 769.7
1.552e+005



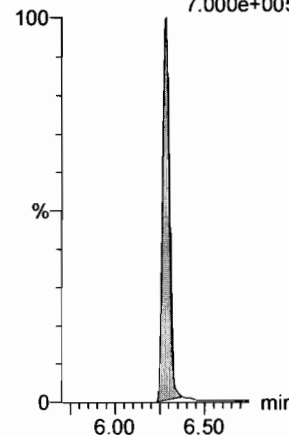
13C2-PFHxDA

F63:MRM of 1 channel,ES-
815 > 769.7
1.552e+005



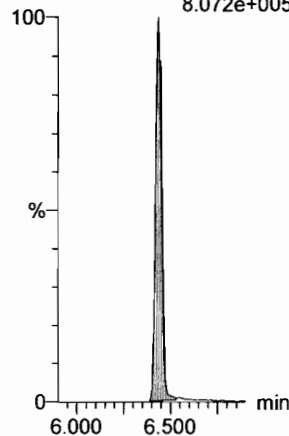
d7-N-MeFOSE

F56:MRM of 1 channel,ES-
623.1 > 58.9
7.000e+005



d9-N-EtFOSE

F58:MRM of 1 channel,ES-
639.2 > 58.8
8.072e+005



Dataset: F:\Projects\PFAS.PRO\Results\180221M1\180221M1-57.qld

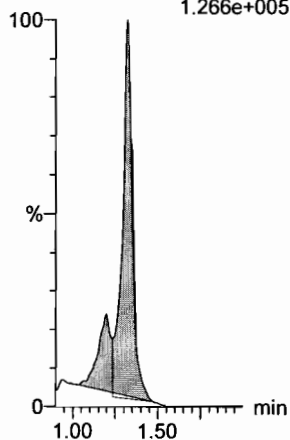
Last Altered: Thursday, February 22, 2018 15:03:26 Pacific Standard Time

Printed: Thursday, February 22, 2018 15:03:37 Pacific Standard Time

Name: 180221M1_57, Date: 22-Feb-2018, Time: 01:49:09, ID: ST180221M1-12 PFC CS3 18B0815, Description: PFC CS3 18B0815

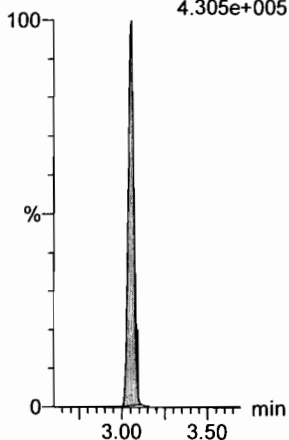
13C4-PFBA

F3:MRM of 1 channel,ES-
217. > 171.8
1.266e+005



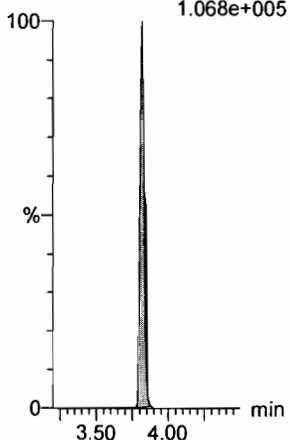
13C5-PFHxA

F10:MRM of 1 channel,ES-
318 > 272.9
4.305e+005



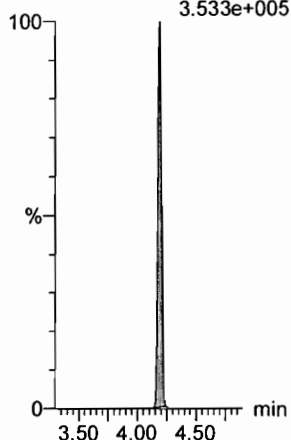
13C3-PFHxS

F18:MRM of 1 channel,ES-
401.9 > 79.9
1.068e+005



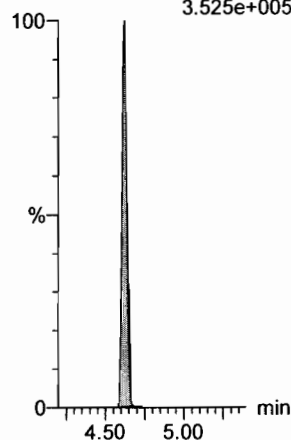
13C8-PFOA

F22:MRM of 1 channel,ES-
421.3 > 376
3.533e+005



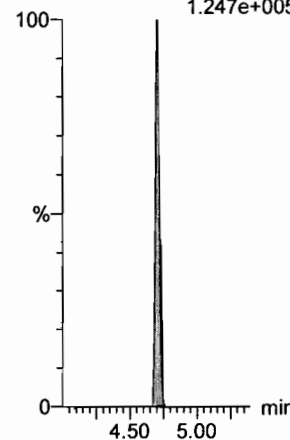
13C9-PFNA

F28:MRM of 1 channel,ES-
472.2 > 426.9
3.525e+005



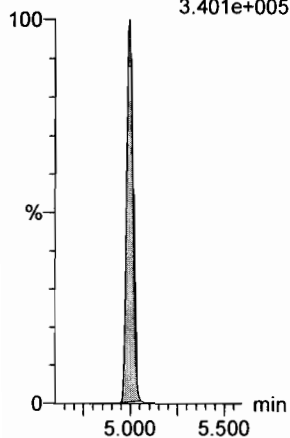
13C4-PFOS

F32:MRM of 1 channel,ES-
503 > 79.9
1.247e+005



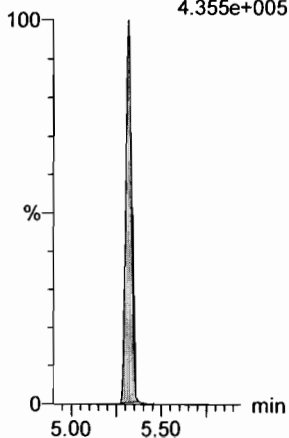
13C6-PFDA

F39:MRM of 1 channel,ES-
519.1 > 473.7
3.401e+005



13C7-PFUdA

F48:MRM of 1 channel,ES-
570.1 > 524.8
4.355e+005



INITIAL CALIBRATION (ICAL)
INCLUDING ASSOCIATED
INITIAL CALIBRATION VERIFICATION (ICV) AND INSTRUMENT BLANK (IB)

Dataset: F:\Projects\PFAS.PRO\Results\180221M1\180221M1-CRV.qld

Last Altered: Thursday, February 22, 2018 11:04:24 Pacific Standard Time
 Printed: Thursday, February 22, 2018 11:09:19 Pacific Standard Time

r/A
 02/22/2018

Method: F:\Projects\PFAS.PRO\MethDB\PFAS_FULL_80C_022118.mdb 22 Feb 2018 10:27:20
 Calibration: F:\Projects\PFAS.PRO\CurveDB\C18_VAL-PFAS_Q4_02-21-18-FULL.cdb 22 Feb 2018 11:04:24

Compound name: PFBA

Correlation coefficient: $r = 0.999753$, $r^2 = 0.999505$

Calibration curve: $1.15009 * x + -0.0434126$

Response type: Internal Std (Ref 34), Area * (IS Conc. / IS Area)

Curve type: Linear, Origin: Include, Weighting: 1/x, Axis trans: None

gm
 2/22/18

#	Name	Type	Std. Conc	RT	Area	IS Area	Response	Conc.	%Dev	Conc. Flag	CoD	CoD Flag	x=excluded
1	1 180221M1_4	Standard	0.250	1.37	198.829	10698.242	0.232	0.2	-4.1	NO	1.000	NO	MM
2	2 180221M1_5	Standard	0.500	1.38	442.805	11554.080	0.479	0.5	-9.1	NO	1.000	NO	MM
3	3 180221M1_6	Standard	1.000	1.37	839.913	9943.627	1.056	1.0	-4.4	NO	1.000	NO	MM
4	4 180221M1_7	Standard	2.000	1.37	1977.211	11840.092	2.087	1.9	-7.4	NO	1.000	NO	MM
5	5 180221M1_8	Standard	5.000	1.37	5495.460	11775.549	5.834	5.1	2.2	NO	1.000	NO	MM
6	6 180221M1_9	Standard	10.000	1.37	10032.289	10433.666	12.019	10.5	4.9	NO	1.000	NO	MM
7	7 180221M1_10	Standard	50.000	1.36	50553.871	11018.012	57.354	49.9	-0.2	NO	1.000	NO	MM
8	8 180221M1_11	Standard	100.000	1.37	102315.891	10890.015	117.442	102.2	2.2	NO	1.000	NO	MM
9	9 180221M1_12	Standard	250.000	1.37	229095.875	9697.565	295.301	256.8	2.7	NO	1.000	NO	MM
10	10 180221M1_13	Standard	500.000	1.34	492134.938	10899.400	564.406	490.8	-1.8	NO	1.000	NO	MM

Compound name: PFPeA

Correlation coefficient: $r = 0.999840$, $r^2 = 0.999681$

Calibration curve: $0.99631 * x + 0.0146012$

Response type: Internal Std (Ref 35), Area * (IS Conc. / IS Area)

Curve type: Linear, Origin: Exclude, Weighting: 1/x, Axis trans: None

#	Name	Type	Std. Conc	RT	Area	IS Area	Response	Conc.	%Dev	Conc. Flag	CoD	CoD Flag	x=excluded
1	1 180221M1_4	Standard	0.250	2.33	330.148	15207.316	0.271	0.3	3.1	NO	1.000	NO	bb
2	2 180221M1_5	Standard	0.500	2.33	547.307	14735.484	0.464	0.5	-9.7	NO	1.000	NO	bb
3	3 180221M1_6	Standard	1.000	2.32	1241.487	13428.037	1.156	1.1	14.5	NO	1.000	NO	bb
4	4 180221M1_7	Standard	2.000	2.32	2277.666	15243.866	1.868	1.9	-7.0	NO	1.000	NO	bb
5	5 180221M1_8	Standard	5.000	2.32	6254.013	15789.111	4.951	5.0	-0.9	NO	1.000	NO	bb
6	6 180221M1_9	Standard	10.000	2.32	10068.577	12512.198	10.059	10.1	0.8	NO	1.000	NO	bb
7	7 180221M1_10	Standard	50.000	2.32	54709.027	13529.485	50.546	50.7	1.4	NO	1.000	NO	bb
8	8 180221M1_11	Standard	100.000	2.32	104313.109	13230.568	98.553	98.9	-1.1	NO	1.000	NO	bb
9	9 180221M1_12	Standard	250.000	2.32	250797.047	12898.480	243.049	243.9	-2.4	NO	1.000	NO	bb

Dataset: F:\Projects\PFAS.PRO\Results\180221M1\180221M1-CRV.qld

Last Altered: Thursday, February 22, 2018 11:04:24 Pacific Standard Time

Printed: Thursday, February 22, 2018 11:09:19 Pacific Standard Time

Compound name: PFPeA

#	Name	Type	Std. Conc	RT	Area	IS Area	Response	Conc.	%Dev	Conc. Flag	CoD	CoD Flag	x=excluded
10	10 180221M1_13	Standard	500.000	2.29	499513.781	12374.275	504.589	506.4	1.3	NO	1.000	NO	MM

Compound name: PFBS

Coefficient of Determination: R² = 0.999083

Calibration curve: 0.000606242 * x² + 1.68658 * x + 0.0129676

Response type: Internal Std (Ref 36), Area * (IS Conc. / IS Area)

Curve type: 2nd Order, Origin: Exclude, Weighting: 1/x, Axis trans: None

#	Name	Type	Std. Conc	RT	Area	IS Area	Response	Conc.	%Dev	Conc. Flag	CoD	CoD Flag	x=excluded
1	1 180221M1_4	Standard	0.250	2.59	59.303	2019.394	0.367	0.2	-16.0	NO	0.999	NO	MM
2	2 180221M1_5	Standard	0.500	2.59	138.894	2024.499	0.858	0.5	0.1	NO	0.999	NO	bb
3	3 180221M1_6	Standard	1.000	2.60	259.084	1864.330	1.737	1.0	2.2	NO	0.999	NO	bb
4	4 180221M1_7	Standard	2.000	2.59	572.034	2085.519	3.429	2.0	1.2	NO	0.999	NO	bb
5	5 180221M1_8	Standard	5.000	2.59	1440.870	2238.750	8.045	4.8	-4.9	NO	0.999	NO	bb
6	6 180221M1_9	Standard	10.000	2.59	2504.094	1656.761	18.893	11.1	11.5	NO	0.999	NO	bb
7	7 180221M1_10	Standard	50.000	2.59	12985.455	1756.962	92.386	53.7	7.5	NO	0.999	NO	bb
8	8 180221M1_11	Standard	100.000	2.59	25221.164	1774.888	177.625	101.6	1.6	NO	0.999	NO	bb
9	9 180221M1_12	Standard	250.000	2.59	57752.680	1640.171	440.142	240.2	-3.9	NO	0.999	NO	bb
10	10 180221M1_13	Standard	500.000	2.58	107990.109	1345.440	1003.297	503.7	0.7	NO	0.999	NO	bb

Compound name: 4:2 FTS

Coefficient of Determination: R² = 0.998087

Calibration curve: 0.000739901 * x² + 1.14343 * x + 0.326571

Response type: Internal Std (Ref 36), Area * (IS Conc. / IS Area)

Curve type: 2nd Order, Origin: Exclude, Weighting: 1/x, Axis trans: None

#	Name	Type	Std. Conc	RT	Area	IS Area	Response	Conc.	%Dev	Conc. Flag	CoD	CoD Flag	x=excluded
1	1 180221M1_4	Standard	0.250	3.01	46.872	2019.394	0.290			NO	0.998	NO	MMXI
2	2 180221M1_5	Standard	0.500	3.00	125.396	2024.499	0.774	0.4	-21.7	NO	0.998	NO	bb
3	3 180221M1_6	Standard	1.000	3.00	220.156	1864.330	1.476	1.0	0.5	NO	0.998	NO	bb
4	4 180221M1_7	Standard	2.000	3.00	422.251	2085.519	2.531	1.9	-3.7	NO	0.998	NO	bb
5	5 180221M1_8	Standard	5.000	2.99	1139.084	2238.750	6.360	5.3	5.2	NO	0.998	NO	bb
6	6 180221M1_9	Standard	10.000	2.99	1703.952	1656.761	12.856	10.9	8.8	NO	0.998	NO	bb
7	7 180221M1_10	Standard	50.000	2.99	9532.250	1756.962	67.818	56.9	13.9	NO	0.998	NO	bb

Dataset: F:\Projects\PFAS.PRO\Results\180221M1\180221M1-CRV.qld

Last Altered: Thursday, February 22, 2018 11:04:24 Pacific Standard Time
 Printed: Thursday, February 22, 2018 11:09:19 Pacific Standard Time

Compound name: 4:2 FTS

	# Name	Type	Std. Conc	RT	Area	IS Area	Response	Conc.	%Dev	Conc. Flag	CoD	CoD Flag	x=excluded
8	8 180221M1_11	Standard	100.000	2.99	17593.447	1774.888	123.905	101.4	1.4	NO	0.998	NO	bb
9	9 180221M1_12	Standard	250.000	2.99	40946.598	1640.171	312.060	236.5	-5.4	NO	0.998	NO	bb
10	10 180221M1_13	Standard	500.000	2.97	82444.672	1345.440	765.964	504.7	0.9	NO	0.998	NO	bb

Compound name: PFHxA

Coefficient of Determination: R^2 = 0.998706

Calibration curve: $-0.000135275 * x^2 + 1.46917 * x + 0.0678337$

Response type: Internal Std (Ref 37), Area * (IS Conc. / IS Area)

Curve type: 2nd Order, Origin: Include, Weighting: 1/x, Axis trans: None

	# Name	Type	Std. Conc	RT	Area	IS Area	Response	Conc.	%Dev	Conc. Flag	CoD	CoD Flag	x=excluded
1	1 180221M1_4	Standard	0.250	3.09	435.757	4400.937	0.495	0.3	16.3	NO	0.999	NO	bb
2	2 180221M1_5	Standard	0.500	3.09	776.318	4907.573	0.791	0.5	-1.6	NO	0.999	NO	bb
3	3 180221M1_6	Standard	1.000	3.09	1307.730	4257.854	1.536	1.0	-0.1	NO	0.999	NO	bb
4	4 180221M1_7	Standard	2.000	3.08	2854.298	4824.424	2.958	2.0	-1.6	NO	0.999	NO	bb
5	5 180221M1_8	Standard	5.000	3.09	7369.783	4883.672	7.545	5.1	1.8	NO	0.999	NO	bb
6	6 180221M1_9	Standard	10.000	3.09	11857.178	4192.013	14.143	9.6	-4.1	NO	0.999	NO	bb
7	7 180221M1_10	Standard	50.000	3.08	63269.535	3993.265	79.220	54.1	8.3	NO	0.999	NO	bb
8	8 180221M1_11	Standard	100.000	3.09	121762.578	4046.957	150.437	103.3	3.3	NO	0.999	NO	bb
9	9 180221M1_12	Standard	250.000	3.09	276914.156	4057.033	341.277	237.4	-5.0	NO	0.999	NO	bb
10	10 180221M1_13	Standard	500.000	3.07	565439.313	3992.666	708.097	505.4	1.1	NO	0.999	NO	bb

Compound name: PFPeS

Correlation coefficient: r = 0.999358, r^2 = 0.998717

Calibration curve: $1.95288 * x + -0.160257$

Response type: Internal Std (Ref 36), Area * (IS Conc. / IS Area)

Curve type: Linear, Origin: Exclude, Weighting: 1/x, Axis trans: None

	# Name	Type	Std. Conc	RT	Area	IS Area	Response	Conc.	%Dev	Conc. Flag	CoD	CoD Flag	x=excluded
1	1 180221M1_4	Standard	0.250	3.29	56.486	2019.394	0.350	0.3	4.4	NO	0.999	NO	MM
2	2 180221M1_5	Standard	0.500	3.29	140.514	2024.499	0.868	0.5	5.3	NO	0.999	NO	bb
3	3 180221M1_6	Standard	1.000	3.29	311.123	1864.330	2.086	1.2	15.0	NO	0.999	NO	bb
4	4 180221M1_7	Standard	2.000	3.28	539.723	2085.519	3.235	1.7	-13.1	NO	0.999	NO	bb
5	5 180221M1_8	Standard	5.000	3.29	1440.405	2238.750	8.042	4.2	-16.0	NO	0.999	NO	bb

Dataset: F:\Projects\PFAS.PRO\Results\180221M1\180221M1-CRV.qld

Last Altered: Thursday, February 22, 2018 11:04:24 Pacific Standard Time

Printed: Thursday, February 22, 2018 11:09:19 Pacific Standard Time

Compound name: PFPeS

#	Name	Type	Std. Conc	RT	Area	IS Area	Response	Conc.	%Dev	Conc. Flag	CoD	CoD Flag	x=excluded
6	6 180221M1_9	Standard	10.000	3.29	2779.091	1656.761	20.968	10.8	8.2	NO	0.999	NO	bb
7	7 180221M1_10	Standard	50.000	3.28	13520.846	1756.962	96.195	49.3	-1.3	NO	0.999	NO	bb
8	8 180221M1_11	Standard	100.000	3.29	27602.688	1774.888	194.397	99.6	-0.4	NO	0.999	NO	bb
9	9 180221M1_12	Standard	250.000	3.29	60997.195	1640.171	464.869	238.1	-4.8	NO	0.999	NO	bb
10	10 180221M1_13	Standard	500.000	3.27	107807.445	1345.440	1001.600	513.0	2.6	NO	0.999	NO	bb

Compound name: PFHpA

Correlation coefficient: $r = 0.998450$, $r^2 = 0.996903$

Calibration curve: $1.282 * x + 0.145637$

Response type: Internal Std (Ref 38), Area * (IS Conc. / IS Area)

Curve type: Linear, Origin: Exclude, Weighting: 1/x, Axis trans: None

#	Name	Type	Std. Conc	RT	Area	IS Area	Response	Conc.	%Dev	Conc. Flag	CoD	CoD Flag	x=excluded
1	1 180221M1_4	Standard	0.250	3.70	398.356	13434.267	0.371	0.2	-29.8	NO	0.997	NO	bb
2	2 180221M1_5	Standard	0.500	3.70	623.973	11957.473	0.652	0.4	-21.0	NO	0.997	NO	bb
3	3 180221M1_6	Standard	1.000	3.70	1366.034	10320.280	1.655	1.2	17.7	NO	0.997	NO	bb
4	4 180221M1_7	Standard	2.000	3.70	2572.138	11657.860	2.758	2.0	1.9	NO	0.997	NO	bb
5	5 180221M1_8	Standard	5.000	3.70	7082.550	13118.475	6.749	5.2	3.0	NO	0.997	NO	bb
6	6 180221M1_9	Standard	10.000	3.70	11171.322	9641.612	14.483	11.2	11.8	NO	0.997	NO	bb
7	7 180221M1_10	Standard	50.000	3.70	55893.887	10010.862	69.792	54.3	8.7	NO	0.997	NO	bb
8	8 180221M1_11	Standard	100.000	3.70	122119.727	10944.118	139.481	108.7	8.7	NO	0.997	NO	bb
9	9 180221M1_12	Standard	250.000	3.70	256584.484	9644.636	332.548	259.3	3.7	NO	0.997	NO	bb
10	10 180221M1_13	Standard	500.000	3.68	437723.250	8957.927	610.804	476.3	-4.7	NO	0.997	NO	bb

Dataset: F:\Projects\PFAS.PRO\Results\180221M1\180221M1-CRV.qld

Last Altered: Thursday, February 22, 2018 11:04:24 Pacific Standard Time
 Printed: Thursday, February 22, 2018 11:09:19 Pacific Standard Time

Compound name: L-PFHxS

Correlation coefficient: $r = 0.999252$, $r^2 = 0.998504$

Calibration curve: $1.91475 * x + -0.110109$

Response type: Internal Std (Ref 39), Area * (IS Conc. / IS Area)

Curve type: Linear, Origin: Exclude, Weighting: 1/x, Axis trans: None

#	Name	Type	Std. Conc	RT	Area	IS Area	Response	Conc.	%Dev	Conc. Flag	CoD	CoD Flag	x=excluded
1	1 180221M1_4	Standard	0.250	3.85	51.270	1560.509	0.411	0.3	8.8	NO	0.999	NO	MM
2	2 180221M1_5	Standard	0.500	3.85	92.843	1513.077	0.767	0.5	-8.4	NO	0.999	NO	MM
3	3 180221M1_6	Standard	1.000	3.85	207.542	1464.306	1.772	1.0	-1.7	NO	0.999	NO	MM
4	4 180221M1_7	Standard	2.000	3.85	483.711	1489.265	4.060	2.2	8.9	NO	0.999	NO	MM
5	5 180221M1_8	Standard	5.000	3.85	1171.567	1466.186	9.988	5.3	5.5	NO	0.999	NO	MM
6	6 180221M1_9	Standard	10.000	3.85	1782.830	1337.195	16.666	8.8	-12.4	NO	0.999	NO	MM
7	7 180221M1_10	Standard	50.000	3.85	8765.509	1192.385	91.891	48.0	-3.9	NO	0.999	NO	MM
8	8 180221M1_11	Standard	100.000	3.85	18632.678	1220.347	190.854	99.7	-0.3	NO	0.999	NO	MM
9	9 180221M1_12	Standard	250.000	3.85	48617.445	1200.594	506.181	264.4	5.8	NO	0.999	NO	MM
10	10 180221M1_13	Standard	500.000	3.83	85367.648	1140.686	935.486	488.6	-2.3	NO	0.999	NO	MM

Compound name: 6:2 FTS

Coefficient of Determination: $R^2 = 0.999389$

Calibration curve: $-8.08821e-005 * x^2 + 0.220747 * x + -0.0163908$

Response type: Internal Std (Ref 40), Area * (IS Conc. / IS Area)

Curve type: 2nd Order, Origin: Include, Weighting: 1/x, Axis trans: None

#	Name	Type	Std. Conc	RT	Area	IS Area	Response	Conc.	%Dev	Conc. Flag	CoD	CoD Flag	x=excluded
1	1 180221M1_4	Standard	0.250	4.17	38.110	18786.982	0.025	0.2	-24.3	NO	0.999	NO	MM
2	2 180221M1_5	Standard	0.500	4.16	192.153	19407.670	0.124	0.6	27.0	NO	0.999	NO	bb
3	3 180221M1_6	Standard	1.000	4.16	213.952	15478.994	0.173	0.9	-14.3	NO	0.999	NO	bb
4	4 180221M1_7	Standard	2.000	4.16	579.653	21255.453	0.341	1.6	-19.0	NO	0.999	NO	bb
5	5 180221M1_8	Standard	5.000	4.16	1758.271	18930.566	1.161	5.3	6.9	NO	0.999	NO	bb
6	6 180221M1_9	Standard	10.000	4.16	2756.240	16245.793	2.121	9.7	-2.8	NO	0.999	NO	bb
7	7 180221M1_10	Standard	50.000	4.16	13110.885	15848.614	10.341	47.8	-4.5	NO	0.999	NO	bb
8	8 180221M1_11	Standard	100.000	4.16	28008.150	16558.475	21.143	99.5	-0.5	NO	0.999	NO	bb
9	9 180221M1_12	Standard	250.000	4.16	63692.469	15514.998	51.315	256.7	2.7	NO	0.999	NO	bb
10	10 180221M1_13	Standard	500.000	4.14	98796.445	13781.941	89.607	496.2	-0.8	NO	0.999	NO	bb

Dataset: F:\Projects\PFAS.PRO\Results\180221M1\180221M1-CRV.qld

Last Altered: Thursday, February 22, 2018 11:04:24 Pacific Standard Time
 Printed: Thursday, February 22, 2018 11:09:19 Pacific Standard Time

Compound name: L-PFOA

Correlation coefficient: $r = 0.999166$, $r^2 = 0.998333$

Calibration curve: $0.940333 * x + 0.0649829$

Response type: Internal Std (Ref 40), Area * (IS Conc. / IS Area)

Curve type: Linear, Origin: Exclude, Weighting: 1/x, Axis trans: None

#	Name	Type	Std. Conc	RT	Area	IS Area	Response	Conc.	%Dev	Conc. Flag	CoD	CoD Flag	x=excluded
1	1 180221M1_4	Standard	0.250	4.22	435.730	18786.982	0.290	0.2	-4.3	NO	0.998	NO	bb
2	2 180221M1_5	Standard	0.500	4.22	779.515	19407.670	0.502	0.5	-7.0	NO	0.998	NO	bb
3	3 180221M1_6	Standard	1.000	4.21	1333.197	15478.994	1.077	1.1	7.6	NO	0.998	NO	bb
4	4 180221M1_7	Standard	2.000	4.21	3123.007	21255.453	1.837	1.9	-5.8	NO	0.998	NO	bb
5	5 180221M1_8	Standard	5.000	4.21	7134.808	18930.566	4.711	4.9	-1.2	NO	0.998	NO	bb
6	6 180221M1_9	Standard	10.000	4.21	12930.833	16245.793	9.949	10.5	5.1	NO	0.998	NO	bb
7	7 180221M1_10	Standard	50.000	4.22	67650.586	15848.614	53.357	56.7	13.3	NO	0.998	NO	bb
8	8 180221M1_11	Standard	100.000	4.22	115302.680	16558.475	87.042	92.5	-7.5	NO	0.998	NO	bb
9	9 180221M1_12	Standard	250.000	4.21	290112.813	15514.998	233.736	248.5	-0.6	NO	0.998	NO	bb
10	10 180221M1_13	Standard	500.000	4.19	520494.938	13781.941	472.081	502.0	0.4	NO	0.998	NO	bb

Compound name: PFHpS

Coefficient of Determination: $R^2 = 0.999319$

Calibration curve: $-0.000292046 * x^2 + 1.06296 * x + 0.0376986$

Response type: Internal Std (Ref 43), Area * (IS Conc. / IS Area)

Curve type: 2nd Order, Origin: Exclude, Weighting: 1/x, Axis trans: None

#	Name	Type	Std. Conc	RT	Area	IS Area	Response	Conc.	%Dev	Conc. Flag	CoD	CoD Flag	x=excluded
1	1 180221M1_4	Standard	0.250	4.33	60.259	3961.247	0.190	0.1	-42.6	YES	0.999	NO	bbX
2	2 180221M1_5	Standard	0.500	4.32	158.510	4347.649	0.456	0.4	-21.3	NO	0.999	NO	bbX
3	3 180221M1_6	Standard	1.000	4.33	362.093	3247.731	1.394	1.3	27.6	NO	0.999	NO	bb
4	4 180221M1_7	Standard	2.000	4.32	644.461	4192.512	1.921	1.8	-11.3	NO	0.999	NO	bb
5	5 180221M1_8	Standard	5.000	4.32	1590.899	4355.646	4.566	4.3	-14.7	NO	0.999	NO	bb
6	6 180221M1_9	Standard	10.000	4.32	3137.010	3825.722	10.250	9.6	-3.7	NO	0.999	NO	bb
7	7 180221M1_10	Standard	50.000	4.32	13821.755	3242.079	53.290	50.8	1.6	NO	0.999	NO	bb
8	8 180221M1_11	Standard	100.000	4.32	29093.891	3493.279	104.107	100.7	0.7	NO	0.999	NO	bb
9	9 180221M1_12	Standard	250.000	4.32	62592.582	3166.194	247.113	249.6	-0.2	NO	0.999	NO	bb
10	10 180221M1_13	Standard	500.000	4.30	107512.789	3191.003	421.156	452.4	-9.5	NO	0.999	NO	bbX

Dataset: F:\Projects\PFAS.PRO\Results\180221M1\180221M1-CRV.qld

Last Altered: Thursday, February 22, 2018 11:04:24 Pacific Standard Time
 Printed: Thursday, February 22, 2018 11:09:19 Pacific Standard Time

Compound name: PFNA

Coefficient of Determination: $R^2 = 0.991863$

Calibration curve: $2.59272e-005 * x^2 + 1.35784 * x + 0.0148274$

Response type: Internal Std (Ref 41), Area * (IS Conc. / IS Area)

Curve type: 2nd Order, Origin: Exclude, Weighting: 1/x, Axis trans: None

#	Name	Type	Std. Conc	RT	Area	IS Area	Response	Conc.	%Dev	Conc. Flag	CoD	CoD Flag	x=excluded
1	1 180221M1_4	Standard	0.250	4.65	306.087	13873.090	0.276	0.2	-23.1	NO	0.992	NO	bb
2	2 180221M1_5	Standard	0.500	4.65	793.690	14926.753	0.665	0.5	-4.3	NO	0.992	NO	bb
3	3 180221M1_6	Standard	1.000	4.65	1494.147	11139.679	1.677	1.2	22.4	NO	0.992	NO	bb
4	4 180221M1_7	Standard	2.000	4.65	2680.327	13066.313	2.564	1.9	-6.1	NO	0.992	NO	bb
5	5 180221M1_8	Standard	5.000	4.65	8081.262	14566.921	6.935	5.1	1.9	NO	0.992	NO	bb
6	6 180221M1_9	Standard	10.000	4.65	12910.989	11744.938	13.741	10.1	1.1	NO	0.992	NO	bb
7	7 180221M1_10	Standard	50.000	4.64	71955.313	13388.479	67.180	49.4	-1.2	NO	0.992	NO	bb
8	8 180221M1_11	Standard	100.000	4.64	153907.531	11880.648	161.931	119.0	19.0	NO	0.992	NO	bb
9	9 180221M1_12	Standard	250.000	4.64	286768.688	11928.018	300.520	220.4	-11.8	NO	0.992	NO	bb
10	10 180221M1_13	Standard	500.000	4.63	631216.688	11262.025	700.603	511.0	2.2	NO	0.992	NO	bb

Compound name: PFOSA

Correlation coefficient: $r = 0.999105$, $r^2 = 0.998211$

Calibration curve: $1.01241 * x + 0.211516$

Response type: Internal Std (Ref 42), Area * (IS Conc. / IS Area)

Curve type: Linear, Origin: Exclude, Weighting: 1/x, Axis trans: None

#	Name	Type	Std. Conc	RT	Area	IS Area	Response	Conc.	%Dev	Conc. Flag	CoD	CoD Flag	x=excluded
1	1 180221M1_4	Standard	0.250	4.72	61.471	4396.382	0.175			NO	0.998	NO	bbXI
2	2 180221M1_5	Standard	0.500	4.71	153.375	3688.849	0.520	0.3	-39.1	YES	0.998	NO	bbX
3	3 180221M1_6	Standard	1.000	4.71	412.763	3517.536	1.467	1.2	24.0	NO	0.998	NO	bb
4	4 180221M1_7	Standard	2.000	4.71	618.423	4156.400	1.860	1.6	-18.6	NO	0.998	NO	bb
5	5 180221M1_8	Standard	5.000	4.71	1766.594	4096.061	5.391	5.1	2.3	NO	0.998	NO	bb
6	6 180221M1_9	Standard	10.000	4.71	2902.662	3441.599	10.543	10.2	2.0	NO	0.998	NO	bb
7	7 180221M1_10	Standard	50.000	4.71	15064.264	3836.674	49.080	48.3	-3.5	NO	0.998	NO	bb
8	8 180221M1_11	Standard	100.000	4.71	25988.172	3572.159	90.940	89.6	-10.4	NO	0.998	NO	bb
9	9 180221M1_12	Standard	250.000	4.71	68765.273	3282.173	261.889	258.5	3.4	NO	0.998	NO	bb
10	10 180221M1_13	Standard	500.000	4.69	136484.984	3345.802	509.911	503.5	0.7	NO	0.998	NO	bb

Dataset: F:\Projects\PFAS.PRO\Results\180221M1\180221M1-CRV.qld

Last Altered: Thursday, February 22, 2018 11:04:24 Pacific Standard Time

Printed: Thursday, February 22, 2018 11:09:19 Pacific Standard Time

Compound name: L-PFOS

Correlation coefficient: $r = 0.995546$, $r^2 = 0.991112$

Calibration curve: $1.00443 * x + 0.0147798$

Response type: Internal Std (Ref 43), Area * (IS Conc. / IS Area)

Curve type: Linear, Origin: Exclude, Weighting: 1/x, Axis trans: None

#	Name	Type	Std. Conc	RT	Area	IS Area	Response	Conc.	%Dev	Conc. Flag	CoD	CoD Flag	x=excluded
1	1 180221M1_4	Standard	0.250	4.73	72.441	3961.247	0.229	0.2	-14.9	NO	0.991	NO	MM
2	2 180221M1_5	Standard	0.500	4.73	157.880	4347.649	0.454	0.4	-12.6	NO	0.991	NO	MM
3	3 180221M1_6	Standard	1.000	4.73	303.719	3247.731	1.169	1.1	14.9	NO	0.991	NO	MM
4	4 180221M1_7	Standard	2.000	4.73	618.062	4192.512	1.843	1.8	-9.0	NO	0.991	NO	MM
5	5 180221M1_8	Standard	5.000	4.73	1816.312	4355.646	5.213	5.2	3.5	NO	0.991	NO	MM
6	6 180221M1_9	Standard	10.000	4.73	3081.021	3825.722	10.067	10.0	0.1	NO	0.991	NO	MM
7	7 180221M1_10	Standard	50.000	4.73	14925.087	3242.079	57.544	57.3	14.6	NO	0.991	NO	MM
8	8 180221M1_11	Standard	100.000	4.72	27514.023	3493.279	98.453	98.0	-2.0	NO	0.991	NO	MM
9	9 180221M1_12	Standard	250.000	4.73	71802.445	3166.194	283.473	282.2	12.9	NO	0.991	NO	MM
10	10 180221M1_13	Standard	500.000	4.71	118583.453	3191.003	464.523	462.5	-7.5	NO	0.991	NO	MM

Compound name: PFDA

Coefficient of Determination: $R^2 = 0.996469$

Calibration curve: $-0.00164299 * x^2 + 1.2648 * x + 0.0882521$

Response type: Internal Std (Ref 44), Area * (IS Conc. / IS Area)

Curve type: 2nd Order, Origin: Exclude, Weighting: 1/x, Axis trans: None

#	Name	Type	Std. Conc	RT	Area	IS Area	Response	Conc.	%Dev	Conc. Flag	CoD	CoD Flag	x=excluded
1	1 180221M1_4	Standard	0.250	5.02	368.184	13835.229	0.333	0.2	-22.7	NO	0.996	NO	bb
2	2 180221M1_5	Standard	0.500	5.02	845.946	17931.242	0.590	0.4	-20.7	NO	0.996	NO	bb
3	3 180221M1_6	Standard	1.000	5.02	1533.950	12047.957	1.592	1.2	19.0	NO	0.996	NO	bb
4	4 180221M1_7	Standard	2.000	5.02	3838.869	16875.502	2.844	2.2	9.2	NO	0.996	NO	bb
5	5 180221M1_8	Standard	5.000	5.02	8640.810	15423.122	7.003	5.5	10.1	NO	0.996	NO	bb
6	6 180221M1_9	Standard	10.000	5.02	12462.537	11253.305	13.843	11.0	10.3	NO	0.996	NO	bb
7	7 180221M1_10	Standard	50.000	5.02	60168.211	13624.113	55.204	46.4	-7.3	NO	0.996	NO	bb
8	8 180221M1_11	Standard	100.000	5.02	110330.133	12315.657	111.982	102.0	2.0	NO	0.996	NO	bb
9	9 180221M1_12	Standard	250.000	5.01	299633.125	13272.136	282.201			NO	0.996	NO	bbXI
10	10 180221M1_13	Standard	500.000	5.00	619070.063	12461.990	620.958			NO	0.996	NO	bbXI

Dataset: F:\Projects\PFAS.PRO\Results\180221M1\180221M1-CRV.qld

Last Altered: Thursday, February 22, 2018 11:04:24 Pacific Standard Time

Printed: Thursday, February 22, 2018 11:09:19 Pacific Standard Time

Compound name: 8:2 FTS

Coefficient of Determination: $R^2 = 0.993542$

Calibration curve: $-7.62702e-007 * x^2 + 0.186803 * x + 0.018691$

Response type: Internal Std (Ref 40), Area * (IS Conc. / IS Area)

Curve type: 2nd Order, Origin: Include, Weighting: 1/x, Axis trans: None

	# Name	Type	Std. Conc	RT	Area	IS Area	Response	Conc.	%Dev	Conc. Flag	CoD	CoD Flag	x=excluded
1	1 180221M1_4	Standard	0.250	4.99	108.760	18786.982	0.072	0.3	14.9	NO	0.994	NO	bb
2	2 180221M1_5	Standard	0.500	4.99	182.156	19407.670	0.117	0.5	5.6	NO	0.994	NO	bb
3	3 180221M1_6	Standard	1.000	4.99	285.804	15478.994	0.231	1.1	13.5	NO	0.994	NO	bb
4	4 180221M1_7	Standard	2.000	4.99	489.714	21255.453	0.288	1.4	-27.9	NO	0.994	NO	bb
5	5 180221M1_8	Standard	5.000	4.99	1529.667	18930.566	1.010	5.3	6.1	NO	0.994	NO	bb
6	6 180221M1_9	Standard	10.000	4.99	2737.563	16245.793	2.106	11.2	11.8	NO	0.994	NO	bb
7	7 180221M1_10	Standard	50.000	4.99	15163.146	15848.614	11.959	63.9	27.9	NO	0.994	NO	bb
8	8 180221M1_11	Standard	100.000	4.98	22988.361	16558.475	17.354	92.8	-7.2	NO	0.994	NO	bb
9	9 180221M1_12	Standard	250.000	4.98	54259.984	15514.998	43.716	234.1	-6.3	NO	0.994	NO	bb
10	10 180221M1_13	Standard	500.000	4.97	104422.930	13781.941	94.710	508.0	1.6	NO	0.994	NO	bb

Compound name: PFNS

Coefficient of Determination: $R^2 = 0.996995$

Calibration curve: $-0.000264156 * x^2 + 0.968648 * x + -0.161895$

Response type: Internal Std (Ref 43), Area * (IS Conc. / IS Area)

Curve type: 2nd Order, Origin: Exclude, Weighting: 1/x, Axis trans: None

	# Name	Type	Std. Conc	RT	Area	IS Area	Response	Conc.	%Dev	Conc. Flag	CoD	CoD Flag	x=excluded
1	1 180221M1_4	Standard	0.250	5.08	31.155	3961.247	0.098	0.3	7.5	NO	0.997	NO	MM
2	2 180221M1_5	Standard	0.500	5.09	154.285	4347.649	0.444	0.6	25.0	NO	0.997	NO	MM
3	3 180221M1_6	Standard	1.000	5.08	234.355	3247.731	0.902	1.1	9.9	NO	0.997	NO	MM
4	4 180221M1_7	Standard	2.000	5.08	606.372	4192.512	1.808	2.0	1.7	NO	0.997	NO	MM
5	5 180221M1_8	Standard	5.000	5.08	1238.956	4355.646	3.556	3.8	-23.2	NO	0.997	NO	MM
6	6 180221M1_9	Standard	10.000	5.08	2325.501	3825.722	7.598	8.0	-19.7	NO	0.997	NO	MM
7	7 180221M1_10	Standard	50.000	5.08	12367.221	3242.079	47.682	50.1	0.2	NO	0.997	NO	bb
8	8 180221M1_11	Standard	100.000	5.08	24510.000	3493.279	87.704	93.1	-6.9	NO	0.997	NO	MM
9	9 180221M1_12	Standard	250.000	5.08	61027.879	3166.194	240.935	268.6	7.4	NO	0.997	NO	MM
10	10 180221M1_13	Standard	500.000	5.06	105102.273	3191.003	411.713	490.9	-1.8	NO	0.997	NO	MM

Dataset: F:\Projects\PFAS.PRO\Results\180221M1\180221M1-CRV.qld

Last Altered: Thursday, February 22, 2018 11:04:24 Pacific Standard Time
 Printed: Thursday, February 22, 2018 11:09:19 Pacific Standard Time

Compound name: N-MeFOSAA

Coefficient of Determination: R² = 0.998351

Calibration curve: $-0.000492488 * x^2 + 1.41361 * x + -0.117779$

Response type: Internal Std (Ref 45), Area * (IS Conc. / IS Area)

Curve type: 2nd Order, Origin: Include, Weighting: 1/x, Axis trans: None

#	Name	Type	Std. Conc	RT	Area	IS Area	Response	Conc.	%Dev	Conc. Flag	CoD	CoD Flag	x=excluded
1	1 180221M1_4	Standard	0.250	5.17	152.494	7310.144	0.261	0.3	7.1	NO	0.998	NO	bb
2	2 180221M1_5	Standard	0.500	5.17	211.174	6741.796	0.392	0.4	-27.9	NO	0.998	NO	bb
3	3 180221M1_6	Standard	1.000	5.18	618.851	6554.544	1.180	0.9	-8.2	NO	0.998	NO	bb
4	4 180221M1_7	Standard	2.000	5.17	1562.864	6829.780	2.860	2.1	5.4	NO	0.998	NO	bb
5	5 180221M1_8	Standard	5.000	5.17	3325.941	6933.470	5.996	4.3	-13.4	NO	0.998	NO	bb
6	6 180221M1_9	Standard	10.000	5.17	6781.229	6391.959	13.261	9.5	-5.0	NO	0.998	NO	bb
7	7 180221M1_10	Standard	50.000	5.17	35445.289	5875.155	75.414	54.5	8.9	NO	0.998	NO	bb
8	8 180221M1_11	Standard	100.000	5.17	70262.805	6227.823	141.026	103.6	3.6	NO	0.998	NO	bb
9	9 180221M1_12	Standard	250.000	5.17	155505.141	6320.399	307.546	237.3	-5.1	NO	0.998	NO	bb
10	10 180221M1_13	Standard	500.000	5.15	277737.813	5889.082	589.518	506.5	1.3	NO	0.998	NO	bb

Compound name: N-EtFOSAA

Coefficient of Determination: R² = 0.996579

Calibration curve: $-0.000238627 * x^2 + 1.07994 * x + -0.0712979$

Response type: Internal Std (Ref 46), Area * (IS Conc. / IS Area)

Curve type: 2nd Order, Origin: Include, Weighting: 1/x, Axis trans: None

#	Name	Type	Std. Conc	RT	Area	IS Area	Response	Conc.	%Dev	Conc. Flag	CoD	CoD Flag	x=excluded
1	1 180221M1_4	Standard	0.250	5.33	140.116	6882.075	0.254	0.3	20.7	NO	0.997	NO	bb
2	2 180221M1_5	Standard	0.500	5.33	258.824	8234.955	0.393	0.4	-14.0	NO	0.997	NO	bb
3	3 180221M1_6	Standard	1.000	5.32	431.174	6793.147	0.793	0.8	-19.9	NO	0.997	NO	bb
4	4 180221M1_7	Standard	2.000	5.33	1199.609	7213.238	2.079	2.0	-0.4	NO	0.997	NO	bb
5	5 180221M1_8	Standard	5.000	5.32	3076.590	8415.912	4.570	4.3	-14.0	NO	0.997	NO	bb
6	6 180221M1_9	Standard	10.000	5.32	5642.451	6215.961	11.347	10.6	6.0	NO	0.997	NO	bb
7	7 180221M1_10	Standard	50.000	5.32	26334.588	6158.461	53.452	50.1	0.2	NO	0.997	NO	bb
8	8 180221M1_11	Standard	100.000	5.32	46790.730	6219.613	94.039	88.9	-11.1	NO	0.997	NO	bb
9	9 180221M1_12	Standard	250.000	5.32	117749.359	5373.878	273.893	269.8	7.9	NO	0.997	NO	bb
10	10 180221M1_13	Standard	500.000	5.31	199763.906	5278.301	473.078	491.5	-1.7	NO	0.997	NO	bb

Dataset: F:\Projects\PFAS.PRO\Results\180221M1\180221M1-CRV.qld

Last Altered: Thursday, February 22, 2018 11:04:24 Pacific Standard Time
 Printed: Thursday, February 22, 2018 11:09:19 Pacific Standard Time

Compound name: PFUdA

Coefficient of Determination: $R^2 = 0.997898$

Calibration curve: $-0.000292867 * x^2 + 1.05755 * x + -0.00818396$

Response type: Internal Std (Ref 47), Area * (IS Conc. / IS Area)

Curve type: 2nd Order, Origin: Exclude, Weighting: 1/x, Axis trans: None

#	Name	Type	Std. Conc	RT	Area	IS Area	Response	Conc.	%Dev	Conc. Flag	CoD	CoD Flag	x=excluded
1	1 180221M1_4	Standard	0.250	5.35	312.230	20580.400	0.190	0.2	-25.2	NO	0.998	NO	bb
2	2 180221M1_5	Standard	0.500	5.34	833.919	15489.665	0.673	0.6	28.8	NO	0.998	NO	bb
3	3 180221M1_6	Standard	1.000	5.34	1385.960	14308.330	1.211	1.2	15.3	NO	0.998	NO	bb
4	4 180221M1_7	Standard	2.000	5.34	2740.817	16327.658	2.098	2.0	-0.4	NO	0.998	NO	bb
5	5 180221M1_8	Standard	5.000	5.34	8387.789	20192.963	5.192	4.9	-1.5	NO	0.998	NO	bb
6	6 180221M1_9	Standard	10.000	5.34	13321.420	17335.881	9.605	9.1	-8.9	NO	0.998	NO	bb
7	7 180221M1_10	Standard	50.000	5.34	65104.422	17801.938	45.714	43.8	-12.5	NO	0.998	NO	bb
8	8 180221M1_11	Standard	100.000	5.34	126025.867	15305.832	102.923	100.1	0.1	NO	0.998	NO	bb
9	9 180221M1_12	Standard	250.000	5.34	302829.125	14616.598	258.977	264.2	5.7	NO	0.998	NO	MM
10	10 180221M1_13	Standard	500.000	5.33	565418.188	15715.070	449.742	492.4	-1.5	NO	0.998	NO	MM

Compound name: PFDS

Coefficient of Determination: $R^2 = 0.996083$

Calibration curve: $-0.000122242 * x^2 + 0.268366 * x + -0.0109634$

Response type: Internal Std (Ref 47), Area * (IS Conc. / IS Area)

Curve type: 2nd Order, Origin: Exclude, Weighting: 1/x, Axis trans: None

#	Name	Type	Std. Conc	RT	Area	IS Area	Response	Conc.	%Dev	Conc. Flag	CoD	CoD Flag	x=excluded
1	1 180221M1_4	Standard	0.250	5.40	97.156	20580.400	0.059	0.3	4.3	NO	0.996	NO	bb
2	2 180221M1_5	Standard	0.500	5.39	164.769	15489.665	0.133	0.5	7.3	NO	0.996	NO	bb
3	3 180221M1_6	Standard	1.000	5.39	369.545	14308.330	0.323	1.2	24.5	NO	0.996	NO	bb
4	4 180221M1_7	Standard	2.000	5.39	616.078	16327.658	0.472	1.8	-10.0	NO	0.996	NO	bb
5	5 180221M1_8	Standard	5.000	5.39	1927.110	20192.963	1.193	4.5	-10.1	NO	0.996	NO	bb
6	6 180221M1_9	Standard	10.000	5.39	3452.415	17335.881	2.489	9.4	-6.4	NO	0.996	NO	bb
7	7 180221M1_10	Standard	50.000	5.39	15203.979	17801.938	10.676	40.6	-18.9	NO	0.996	NO	bb
8	8 180221M1_11	Standard	100.000	5.39	33260.371	15305.832	27.163	106.4	6.4	NO	0.996	NO	bb
9	9 180221M1_12	Standard	250.000	5.39	72339.430	14616.598	61.864	261.8	4.7	NO	0.996	NO	bb
10	10 180221M1_13	Standard	500.000	5.37	128656.047	15715.070	102.335	491.3	-1.7	NO	0.996	NO	bb

Dataset: F:\Projects\PFAS.PRO\Results\180221M1\180221M1-CRV.qld

Last Altered: Thursday, February 22, 2018 11:04:24 Pacific Standard Time
 Printed: Thursday, February 22, 2018 11:09:19 Pacific Standard Time

Compound name: PFDa

Coefficient of Determination: $R^2 = 0.997683$

Calibration curve: $0.00660461 * x^2 + 0.954531 * x + 0.0304794$

Response type: Internal Std (Ref 48), Area * (IS Conc. / IS Area)

Curve type: 2nd Order, Origin: Exclude, Weighting: 1/x, Axis trans: None

#	Name	Type	Std. Conc	RT	Area	IS Area	Response	Conc.	%Dev	Conc. Flag	CoD	CoD Flag	x=excluded
1	1 180221M1_4	Standard	0.250	5.63	345.400	18487.363	0.234	0.2	-15.0	NO	0.998	NO	bbX
2	2 180221M1_5	Standard	0.500	5.62	1230.647	17213.604	0.894	0.9	79.7	YES	0.998	NO	bbX
3	3 180221M1_6	Standard	1.000	5.63	1427.386	19783.021	0.902	0.9	-9.3	NO	0.998	NO	bb
4	4 180221M1_7	Standard	2.000	5.62	2948.750	17538.285	2.102	2.1	6.9	NO	0.998	NO	bb
5	5 180221M1_8	Standard	5.000	5.62	7055.224	21148.320	4.170	4.2	-15.7	NO	0.998	NO	bb
6	6 180221M1_9	Standard	10.000	5.62	12696.271	12742.907	12.454	12.0	20.2	NO	0.998	NO	bb
7	7 180221M1_10	Standard	50.000	5.62	64745.227	13116.026	61.704	48.4	-3.2	NO	0.998	NO	bb
8	8 180221M1_11	Standard	100.000	5.62	133912.250	10292.833	162.628	100.5	0.5	NO	0.998	NO	bb
9	9 180221M1_12	Standard	250.000	5.62	317106.688	12874.655	307.879	155.4	-37.8	YES	0.998	NO	bbX
10	10 180221M1_13	Standard	500.000	5.61	524270.844	10645.353	615.610	241.5	-51.7	YES	0.998	NO	bbX

Compound name: N-MeFOSA

Correlation coefficient: $r = 0.998061$, $r^2 = 0.996125$

Calibration curve: $0.965882 * x + 0.462407$

Response type: Internal Std (Ref 49), Area * (IS Conc. / IS Area)

Curve type: Linear, Origin: Include, Weighting: 1/x, Axis trans: None

#	Name	Type	Std. Conc	RT	Area	IS Area	Response	Conc.	%Dev	Conc. Flag	CoD	CoD Flag	x=excluded
1	1 180221M1_4	Standard	1.250	5.76	203.921	21732.656	1.407	1.0	-21.7	NO	0.996	NO	bb
2	2 180221M1_5	Standard	2.500	5.76	398.628	20687.824	2.890	2.5	0.5	NO	0.996	NO	bb
3	3 180221M1_6	Standard	5.000	5.76	760.906	20073.107	5.686	5.4	8.2	NO	0.996	NO	bb
4	4 180221M1_7	Standard	10.000	5.76	1416.683	20317.566	10.459	10.3	3.5	NO	0.996	NO	bb
5	5 180221M1_8	Standard	25.000	5.76	3964.216	20944.262	28.391	28.9	15.7	NO	0.996	NO	bb
6	6 180221M1_9	Standard	50.000	5.76	6723.393	18481.703	54.568	56.0	12.0	NO	0.996	NO	bb
7	7 180221M1_10	Standard	250.000	5.76	34560.086	19284.123	268.823	277.8	11.1	NO	0.996	NO	bb
8	8 180221M1_11	Standard	500.000	5.76	67533.555	18562.758	545.718	564.5	12.9	NO	0.996	NO	bb
9	9 180221M1_12	Standard	1250.000	5.75	156781.391	19395.383	1212.516	1254.9	0.4	NO	0.996	NO	bb
10	10 180221M1_13	Standard	2500.000	5.73	294067.313	19085.475	2311.187	2392.3	-4.3	NO	0.996	NO	bb

Dataset: F:\Projects\PFAS.PRO\Results\180221M1\180221M1-CRV.qld

Last Altered: Thursday, February 22, 2018 11:04:24 Pacific Standard Time

Printed: Thursday, February 22, 2018 11:09:19 Pacific Standard Time

Compound name: PFTrDA

Coefficient of Determination: $R^2 = 0.996610$

Calibration curve: $-2.89812e-005 * x^2 + 1.06247 * x + 0.120371$

Response type: Internal Std (Ref 47), Area * (IS Conc. / IS Area)

Curve type: 2nd Order, Origin: Exclude, Weighting: 1/x, Axis trans: None

	# Name	Type	Std. Conc	RT	Area	IS Area	Response	Conc.	%Dev	Conc. Flag	CoD	CoD Flag	x=excluded
1	1 180221M1_4	Standard	0.250	5.87	364.379	20580.400	0.221	0.1	-62.0	YES	0.997	NO	bbX
2	2 180221M1_5	Standard	0.500	5.87	934.695	15489.665	0.754	0.6	19.3	NO	0.997	NO	bb
3	3 180221M1_6	Standard	1.000	5.87	1347.792	14308.330	1.177	1.0	-0.5	NO	0.997	NO	bb
4	4 180221M1_7	Standard	2.000	5.87	3054.507	16327.658	2.338	2.1	4.4	NO	0.997	NO	bb
5	5 180221M1_8	Standard	5.000	5.87	7370.512	20192.963	4.563	4.2	-16.4	NO	0.997	NO	bb
6	6 180221M1_9	Standard	10.000	5.87	15480.945	17335.881	11.163	10.4	4.0	NO	0.997	NO	bb
7	7 180221M1_10	Standard	50.000	5.87	60416.574	17801.938	42.423	39.9	-20.3	NO	0.997	NO	bb
8	8 180221M1_11	Standard	100.000	5.87	139693.813	15305.832	114.085	107.6	7.6	NO	0.997	NO	bb
9	9 180221M1_12	Standard	250.000	5.87	316863.406	14616.598	270.979	256.7	2.7	NO	0.997	NO	bb
10	10 180221M1_13	Standard	500.000	5.86	653818.688	15715.070	520.057	496.1	-0.8	NO	0.997	NO	bb

Compound name: PFTeDA

Coefficient of Determination: $R^2 = 0.996921$

Calibration curve: $-0.00975242 * x^2 + 2.56088 * x + -0.33712$

Response type: Internal Std (Ref 50), Area * (IS Conc. / IS Area)

Curve type: 2nd Order, Origin: Exclude, Weighting: 1/x, Axis trans: None

	# Name	Type	Std. Conc	RT	Area	IS Area	Response	Conc.	%Dev	Conc. Flag	CoD	CoD Flag	x=excluded
1	1 180221M1_4	Standard	0.250	6.09	246.594	7442.645	0.414	0.3	17.5	NO	0.997	NO	bb
2	2 180221M1_5	Standard	0.500	6.09	552.274	6453.336	1.070	0.6	10.1	NO	0.997	NO	bb
3	3 180221M1_6	Standard	1.000	6.09	1093.792	5883.064	2.324	1.0	4.3	NO	0.997	NO	bb
4	4 180221M1_7	Standard	2.000	6.09	1964.907	6888.313	3.566	1.5	-23.4	NO	0.997	NO	bb
5	5 180221M1_8	Standard	5.000	6.09	5749.632	6728.432	10.682	4.4	-12.5	NO	0.997	NO	bb
6	6 180221M1_9	Standard	10.000	6.09	9697.417	4947.296	24.502	10.1	0.9	NO	0.997	NO	bb
7	7 180221M1_10	Standard	50.000	6.09	56555.422	6576.122	107.501	52.7	5.4	NO	0.997	NO	bb
8	8 180221M1_11	Standard	100.000	6.08	86802.852	6945.693	156.217	96.9	-3.1	NO	0.997	NO	bb
9	9 180221M1_12	Standard	250.000	6.08	264439.063	7716.310	428.377			NO	0.997	YES	bbXI
10	10 180221M1_13	Standard	500.000	6.08	453320.969	8362.466	677.613			NO	0.997	YES	dbXI

Dataset: F:\Projects\PFAS.PRO\Results\180221M1\180221M1-CRV.qld

Last Altered: Thursday, February 22, 2018 11:04:24 Pacific Standard Time

Printed: Thursday, February 22, 2018 11:09:19 Pacific Standard Time

Compound name: N-EtFOSA

Coefficient of Determination: R² = 0.999318

Calibration curve: $-3.08493e-005 * x^2 + 0.900363 * x + 0.344015$

Response type: Internal Std (Ref 51), Area * (IS Conc. / IS Area)

Curve type: 2nd Order, Origin: Exclude, Weighting: 1/x, Axis trans: None

	# Name	Type	Std. Conc	RT	Area	IS Area	Response	Conc.	%Dev	Conc. Flag	CoD	CoD Flag	x=excluded
1	1 180221M1_4	Standard	1.250	6.17	260.264	31971.016	1.221	1.0	-22.1	NO	0.999	NO	bb
2	2 180221M1_5	Standard	2.500	6.16	581.184	32890.063	2.651	2.6	2.5	NO	0.999	NO	bb
3	3 180221M1_6	Standard	5.000	6.16	1048.433	32165.043	4.889	5.0	1.0	NO	0.999	NO	bb
4	4 180221M1_7	Standard	10.000	6.16	2096.662	31803.902	9.889	10.6	6.0	NO	0.999	NO	bb
5	5 180221M1_8	Standard	25.000	6.16	5196.575	33752.434	23.094	25.3	1.2	NO	0.999	NO	bb
6	6 180221M1_9	Standard	50.000	6.16	9271.046	28554.660	48.702	53.8	7.6	NO	0.999	NO	bb
7	7 180221M1_10	Standard	250.000	6.16	45377.379	28945.160	235.155	263.2	5.3	NO	0.999	NO	bb
8	8 180221M1_11	Standard	500.000	6.16	86103.828	28788.559	448.636	506.7	1.3	NO	0.999	NO	bb
9	9 180221M1_12	Standard	1250.000	6.16	199899.828	28850.787	1039.312	1203.6	-3.7	NO	0.999	NO	bb
10	10 180221M1_13	Standard	2500.000	6.14	362213.219	26181.793	2075.182	2522.5	0.9	NO	0.999	NO	bb

Compound name: PFHxDA

Coefficient of Determination: R² = 0.996657

Calibration curve: $-0.000398939 * x^2 + 0.585601 * x + 0.0297668$

Response type: Internal Std (Ref 52), Area * (IS Conc. / IS Area)

Curve type: 2nd Order, Origin: Exclude, Weighting: 1/x, Axis trans: None

	# Name	Type	Std. Conc	RT	Area	IS Area	Response	Conc.	%Dev	Conc. Flag	CoD	CoD Flag	x=excluded
1	1 180221M1_4	Standard	0.250	6.43	187.004	5222.737	0.179	0.3	2.0	NO	0.997	NO	bb
2	2 180221M1_5	Standard	0.500	6.42	399.572	5503.904	0.363	0.6	13.8	NO	0.997	NO	bb
3	3 180221M1_6	Standard	1.000	6.42	584.736	5236.638	0.558	0.9	-9.7	NO	0.997	NO	bb
4	4 180221M1_7	Standard	2.000	6.42	1471.396	6162.952	1.194	2.0	-0.5	NO	0.997	NO	bb
5	5 180221M1_8	Standard	5.000	6.42	3281.324	5536.704	2.963	5.0	0.5	NO	0.997	NO	bb
6	6 180221M1_9	Standard	10.000	6.42	5615.216	4788.707	5.863	10.0	0.3	NO	0.997	NO	bb
7	7 180221M1_10	Standard	50.000	6.42	25576.021	4700.019	27.208	48.0	-4.0	NO	0.997	NO	bb
8	8 180221M1_11	Standard	100.000	6.42	48563.500	4853.414	50.030	91.0	-9.0	NO	0.997	NO	bb
9	9 180221M1_12	Standard	250.000	6.42	118659.602	4536.969	130.770	274.6	9.9	NO	0.997	NO	bb
10	10 180221M1_13	Standard	500.000	6.42	231359.047	6105.000	189.483	481.4	-3.7	NO	0.997	NO	bb

Dataset: F:\Projects\PFAS.PRO\Results\180221M1\180221M1-CRV.qld

Last Altered: Thursday, February 22, 2018 11:04:24 Pacific Standard Time

Printed: Thursday, February 22, 2018 11:09:19 Pacific Standard Time

Compound name: PFODA

Coefficient of Determination: R² = 0.997370

Calibration curve: -0.000596358 * x² + 0.850039 * x + -0.0312147

Response type: Internal Std (Ref 52), Area * (IS Conc. / IS Area)

Curve type: 2nd Order, Origin: Include, Weighting: 1/x, Axis trans: None

#	Name	Type	Std. Conc	RT	Area	IS Area	Response	Conc.	%Dev	Conc. Flag	CoD	CoD Flag	x=excluded
1	1 180221M1_4	Standard	0.250	6.66	218.680	5222.737	0.209	0.3	13.2	NO	0.997	NO	bb
2	2 180221M1_5	Standard	0.500	6.66	473.813	5503.904	0.430	0.5	8.7	NO	0.997	NO	bb
3	3 180221M1_6	Standard	1.000	6.66	763.534	5236.638	0.729	0.9	-10.5	NO	0.997	NO	bb
4	4 180221M1_7	Standard	2.000	6.66	1741.212	6162.952	1.413	1.7	-15.0	NO	0.997	NO	bb
5	5 180221M1_8	Standard	5.000	6.66	4425.086	5536.704	3.996	4.8	-4.9	NO	0.997	NO	bb
6	6 180221M1_9	Standard	10.000	6.66	7678.586	4788.707	8.017	9.5	-4.7	NO	0.997	NO	bb
7	7 180221M1_10	Standard	50.000	6.66	39317.332	4700.019	41.827	51.1	2.1	NO	0.997	NO	bb
8	8 180221M1_11	Standard	100.000	6.66	70362.227	4853.414	72.487	91.1	-8.9	NO	0.997	NO	bb
9	9 180221M1_12	Standard	250.000	6.66	168639.797	4536.969	185.851	269.7	7.9	NO	0.997	NO	bb
10	10 180221M1_13	Standard	500.000	6.66	331876.375	6105.000	271.807	484.4	-3.1	NO	0.997	NO	bb

Compound name: N-MeFOSE

Coefficient of Determination: R² = 0.991770

Calibration curve: -5.32028e-005 * x² + 1.05349 * x + -0.168121

Response type: Internal Std (Ref 53), Area * (IS Conc. / IS Area)

Curve type: 2nd Order, Origin: Exclude, Weighting: 1/x, Axis trans: None

#	Name	Type	Std. Conc	RT	Area	IS Area	Response	Conc.	%Dev	Conc. Flag	CoD	CoD Flag	x=excluded
1	1 180221M1_4	Standard	1.250	6.30	289.175	31484.822	1.378	1.5	17.4	NO	0.992	NO	bb
2	2 180221M1_5	Standard	2.500	6.30	372.247	30310.973	1.842	1.9	-23.7	NO	0.992	NO	bb
3	3 180221M1_6	Standard	5.000	6.30	1100.294	28547.566	5.781	5.6	13.0	NO	0.992	NO	bb
4	4 180221M1_7	Standard	10.000	6.30	2039.348	29761.826	10.278	9.9	-0.8	NO	0.992	NO	bb
5	5 180221M1_8	Standard	25.000	6.30	5535.112	30311.182	27.391	26.2	4.8	NO	0.992	NO	bb
6	6 180221M1_9	Standard	50.000	6.29	8618.563	25771.832	50.163	47.9	-4.2	NO	0.992	NO	bb
7	7 180221M1_10	Standard	250.000	6.30	38684.488	28539.217	203.323	195.1	-22.0	NO	0.992	NO	bd
8	8 180221M1_11	Standard	500.000	6.29	101028.297	24807.309	610.878	598.1	19.6	NO	0.992	NO	bd
9	9 180221M1_12	Standard	1250.000	6.29	211348.891	26851.574	1180.651	1192.7	-4.6	NO	0.992	NO	bb
10	10 180221M1_13	Standard	2500.000	6.29	382943.656	24826.949	2313.677	2516.1	0.6	NO	0.992	NO	bd

Dataset: F:\Projects\PFAS.PRO\Results\180221M1\180221M1-CRV.qld

Last Altered: Thursday, February 22, 2018 11:04:24 Pacific Standard Time

Printed: Thursday, February 22, 2018 11:09:19 Pacific Standard Time

Compound name: N-EtFOSE

Coefficient of Determination: $R^2 = 0.997992$

Calibration curve: $7.26586e-005 * x^2 + 1.22094 * x + 0.245822$

Response type: Internal Std (Ref 54), Area * (IS Conc. / IS Area)

Curve type: 2nd Order, Origin: Exclude, Weighting: 1/x, Axis trans: None

#	Name	Type	Std. Conc	RT	Area	IS Area	Response	Conc.	%Dev	Conc. Flag	CoD	CoD Flag	x=excluded
1	1 180221M1_4	Standard	1.250	6.45	360.576	25459.854	2.124	1.5	23.1	NO	0.998	NO	bb
2	2 180221M1_5	Standard	2.500	6.45	615.343	24561.213	3.758	2.9	15.0	NO	0.998	NO	bb
3	3 180221M1_6	Standard	5.000	6.45	1263.588	32487.461	5.834	4.6	-8.5	NO	0.998	NO	bb
4	4 180221M1_7	Standard	10.000	6.45	1990.458	29076.076	10.269	8.2	-18.0	NO	0.998	NO	bb
5	5 180221M1_8	Standard	25.000	6.45	6035.020	33625.914	26.921	21.8	-12.7	NO	0.998	NO	bb
6	6 180221M1_9	Standard	50.000	6.45	9287.728	20851.270	66.814	54.3	8.7	NO	0.998	NO	bb
7	7 180221M1_10	Standard	250.000	6.45	44031.652	22596.709	292.288	235.9	-5.6	NO	0.998	NO	bb
8	8 180221M1_11	Standard	500.000	6.45	83286.664	21392.949	583.977	465.2	-7.0	NO	0.998	NO	bb
9	9 180221M1_12	Standard	1250.000	6.44	238461.016	20501.051	1744.747	1324.4	6.0	NO	0.998	NO	bb
10	10 180221M1_13	Standard	2500.000	6.45	488415.063	21143.416	3465.015	2473.6	-1.1	NO	0.998	NO	bb

Compound name: 13C3-PFBA

Response Factor: 0.879955

RRF SD: 0.0520611, Relative SD: 5.91634

Response type: Internal Std (Ref 55), Area * (IS Conc. / IS Area)

Curve type: RF

#	Name	Type	Std. Conc	RT	Area	IS Area	Response	Conc.	%Dev	Conc. Flag	CoD	CoD Flag	x=excluded
1	1 180221M1_4	Standard	12.500	1.37	10698.242	12198.709	10.962	12.5	-0.3	NO		NO	MM
2	2 180221M1_5	Standard	12.500	1.37	11554.080	12769.589	11.310	12.9	2.8	NO		NO	MM
3	3 180221M1_6	Standard	12.500	1.37	9943.627	13483.823	9.218	10.5	-16.2	NO		NO	MM
4	4 180221M1_7	Standard	12.500	1.36	11840.092	13151.445	11.254	12.8	2.3	NO		NO	MM
5	5 180221M1_8	Standard	12.500	1.37	11775.549	12884.335	11.424	13.0	3.9	NO		NO	MM
6	6 180221M1_9	Standard	12.500	1.37	10433.666	11718.421	11.130	12.6	1.2	NO		NO	MM
7	7 180221M1_10	Standard	12.500	1.36	11018.012	12267.144	11.227	12.8	2.1	NO		NO	MM
8	8 180221M1_11	Standard	12.500	1.37	10890.015	12408.940	10.970	12.5	-0.3	NO		NO	MM
9	9 180221M1_12	Standard	12.500	1.36	9697.565	10994.588	11.025	12.5	0.2	NO		NO	MM
10	10 180221M1_13	Standard	12.500	1.34	10899.400	11874.283	11.474	13.0	4.3	NO		NO	MM

Dataset: F:\Projects\PFAS.PRO\Results\180221M1\180221M1-CRV.qld

Last Altered: Thursday, February 22, 2018 11:04:24 Pacific Standard Time

Printed: Thursday, February 22, 2018 11:09:19 Pacific Standard Time

Compound name: 13C3-PFPeA

Response Factor: 0.917114

RRF SD: 0.0504586, Relative SD: 5.50188

Response type: Internal Std (Ref 56), Area * (IS Conc. / IS Area)

Curve type: RF

	# Name	Type	Std. Conc	RT	Area	IS Area	Response	Conc.	%Dev	Conc. Flag	CoD	CoD Flag	x=excluded
1	1 180221M1_4	Standard	12.500	2.32	15207.316	15304.752	12.420	13.5	8.3	NO		NO	bb
2	2 180221M1_5	Standard	12.500	2.33	14735.484	16557.984	11.124	12.1	-3.0	NO		NO	bb
3	3 180221M1_6	Standard	12.500	2.32	13428.037	16563.865	10.134	11.0	-11.6	NO		NO	bb
4	4 180221M1_7	Standard	12.500	2.32	15243.866	17018.980	11.196	12.2	-2.3	NO		NO	bb
5	5 180221M1_8	Standard	12.500	2.32	15789.111	16850.559	11.713	12.8	2.2	NO		NO	bb
6	6 180221M1_9	Standard	12.500	2.32	12512.198	14030.379	11.147	12.2	-2.8	NO		NO	bb
7	7 180221M1_10	Standard	12.500	2.32	13529.485	14335.206	11.797	12.9	2.9	NO		NO	bb
8	8 180221M1_11	Standard	12.500	2.32	13230.568	14150.994	11.687	12.7	1.9	NO		NO	bb
9	9 180221M1_12	Standard	12.500	2.32	12898.480	14209.292	11.347	12.4	-1.0	NO		NO	bb
10	10 180221M1_13	Standard	12.500	2.30	12374.275	12811.227	12.074	13.2	5.3	NO		NO	bb

Compound name: 13C3-PFBS

Response Factor: 0.120869

RRF SD: 0.00851463, Relative SD: 7.04452

Response type: Internal Std (Ref 56), Area * (IS Conc. / IS Area)

Curve type: RF

	# Name	Type	Std. Conc	RT	Area	IS Area	Response	Conc.	%Dev	Conc. Flag	CoD	CoD Flag	x=excluded
1	1 180221M1_4	Standard	12.500	2.60	2019.394	15304.752	1.649	13.6	9.2	NO		NO	bb
2	2 180221M1_5	Standard	12.500	2.60	2024.499	16557.984	1.528	12.6	1.2	NO		NO	bb
3	3 180221M1_6	Standard	12.500	2.60	1864.330	16563.865	1.407	11.6	-6.9	NO		NO	bb
4	4 180221M1_7	Standard	12.500	2.59	2085.519	17018.980	1.532	12.7	1.4	NO		NO	bb
5	5 180221M1_8	Standard	12.500	2.60	2238.750	16850.559	1.661	13.7	9.9	NO		NO	bb
6	6 180221M1_9	Standard	12.500	2.59	1656.761	14030.379	1.476	12.2	-2.3	NO		NO	bb
7	7 180221M1_10	Standard	12.500	2.59	1756.962	14335.206	1.532	12.7	1.4	NO		NO	bb
8	8 180221M1_11	Standard	12.500	2.60	1774.888	14150.994	1.568	13.0	3.8	NO		NO	bb
9	9 180221M1_12	Standard	12.500	2.59	1640.171	14209.292	1.443	11.9	-4.5	NO		NO	bb
10	10 180221M1_13	Standard	12.500	2.58	1345.440	12811.227	1.313	10.9	-13.1	NO		NO	bb

Dataset: F:\Projects\PFAS.PRO\Results\180221M1\180221M1-CRV.qld

Last Altered: Thursday, February 22, 2018 11:04:24 Pacific Standard Time
 Printed: Thursday, February 22, 2018 11:09:19 Pacific Standard Time

Compound name: 13C2-PFHxA

Response Factor: 0.718699

RRF SD: 0.0355915, Relative SD: 4.95221

Response type: Internal Std (Ref 56), Area * (IS Conc. / IS Area)

Curve type: RF

	# Name	Type	Std. Conc	RT	Area	IS Area	Response	Conc.	%Dev	Conc. Flag	CoD	CoD Flag	x=excluded
1	1 180221M1_4	Standard	5.000	3.09	4400.937	15304.752	3.594	5.0	0.0	NO		NO	bb
2	2 180221M1_5	Standard	5.000	3.09	4907.573	16557.984	3.705	5.2	3.1	NO		NO	bb
3	3 180221M1_6	Standard	5.000	3.09	4257.854	16563.865	3.213	4.5	-10.6	NO		NO	bb
4	4 180221M1_7	Standard	5.000	3.09	4824.424	17018.980	3.543	4.9	-1.4	NO		NO	bb
5	5 180221M1_8	Standard	5.000	3.09	4883.672	16850.559	3.623	5.0	0.8	NO		NO	bb
6	6 180221M1_9	Standard	5.000	3.09	4192.013	14030.379	3.735	5.2	3.9	NO		NO	bb
7	7 180221M1_10	Standard	5.000	3.08	3993.265	14335.206	3.482	4.8	-3.1	NO		NO	bb
8	8 180221M1_11	Standard	5.000	3.09	4046.957	14150.994	3.575	5.0	-0.5	NO		NO	bb
9	9 180221M1_12	Standard	5.000	3.09	4057.033	14209.292	3.569	5.0	-0.7	NO		NO	bb
10	10 180221M1_13	Standard	5.000	3.07	3992.666	12811.227	3.896	5.4	8.4	NO		NO	bb

Compound name: 13C4-PFHpA

Response Factor: 0.722341

RRF SD: 0.0710404, Relative SD: 9.83474

Response type: Internal Std (Ref 56), Area * (IS Conc. / IS Area)

Curve type: RF

	# Name	Type	Std. Conc	RT	Area	IS Area	Response	Conc.	%Dev	Conc. Flag	CoD	CoD Flag	x=excluded
1	1 180221M1_4	Standard	12.500	3.70	13434.267	15304.752	10.972	15.2	21.5	NO		NO	bb
2	2 180221M1_5	Standard	12.500	3.70	11957.473	16557.984	9.027	12.5	-0.0	NO		NO	bb
3	3 180221M1_6	Standard	12.500	3.71	10320.280	16563.865	7.788	10.8	-13.7	NO		NO	bb
4	4 180221M1_7	Standard	12.500	3.70	11657.860	17018.980	8.562	11.9	-5.2	NO		NO	bb
5	5 180221M1_8	Standard	12.500	3.70	13118.475	16850.559	9.731	13.5	7.8	NO		NO	bb
6	6 180221M1_9	Standard	12.500	3.70	9641.612	14030.379	8.590	11.9	-4.9	NO		NO	bb
7	7 180221M1_10	Standard	12.500	3.70	10010.862	14335.206	8.729	12.1	-3.3	NO		NO	bb
8	8 180221M1_11	Standard	12.500	3.70	10944.118	14150.994	9.667	13.4	7.1	NO		NO	bb
9	9 180221M1_12	Standard	12.500	3.70	9644.636	14209.292	8.484	11.7	-6.0	NO		NO	bb
10	10 180221M1_13	Standard	12.500	3.68	8957.927	12811.227	8.740	12.1	-3.2	NO		NO	bb

Dataset: F:\Projects\PFAS.PRO\Results\180221M1\180221M1-CRV.qld

Last Altered: Thursday, February 22, 2018 11:04:24 Pacific Standard Time
 Printed: Thursday, February 22, 2018 11:09:19 Pacific Standard Time

Compound name: 1802-PFHxS

Response Factor: 0.376325

RRF SD: 0.0191479, Relative SD: 5.08812

Response type: Internal Std (Ref 57), Area * (IS Conc. / IS Area)

Curve type: RF

	# Name	Type	Std. Conc	RT	Area	IS Area	Response	Conc.	%Dev	Conc. Flag	CoD	CoD Flag	x=excluded
1	1 180221M1_4	Standard	12.500	3.85	1560.509	4076.650	4.785	12.7	1.7	NO		NO	bb
2	2 180221M1_5	Standard	12.500	3.85	1513.077	3998.964	4.730	12.6	0.5	NO		NO	bb
3	3 180221M1_6	Standard	12.500	3.85	1464.306	4156.698	4.403	11.7	-6.4	NO		NO	bb
4	4 180221M1_7	Standard	12.500	3.85	1489.265	3730.654	4.990	13.3	6.1	NO		NO	bb
5	5 180221M1_8	Standard	12.500	3.85	1466.186	4108.745	4.461	11.9	-5.2	NO		NO	bb
6	6 180221M1_9	Standard	12.500	3.85	1337.195	3353.277	4.985	13.2	6.0	NO		NO	bb
7	7 180221M1_10	Standard	12.500	3.85	1192.385	3370.330	4.422	11.8	-6.0	NO		NO	bb
8	8 180221M1_11	Standard	12.500	3.85	1220.347	3238.573	4.710	12.5	0.1	NO		NO	bb
9	9 180221M1_12	Standard	12.500	3.85	1200.594	3301.977	4.545	12.1	-3.4	NO		NO	bb
10	10 180221M1_13	Standard	12.500	3.82	1140.686	2846.044	5.010	13.3	6.5	NO		NO	bb

Compound name: 13C2-PFOA

Response Factor: 1.32376

RRF SD: 0.0801076, Relative SD: 6.05151

Response type: Internal Std (Ref 58), Area * (IS Conc. / IS Area)

Curve type: RF

	# Name	Type	Std. Conc	RT	Area	IS Area	Response	Conc.	%Dev	Conc. Flag	CoD	CoD Flag	x=excluded
1	1 180221M1_4	Standard	12.500	4.22	18786.982	13566.197	17.310	13.1	4.6	NO		NO	bb
2	2 180221M1_5	Standard	12.500	4.22	19407.670	13662.314	17.757	13.4	7.3	NO		NO	bb
3	3 180221M1_6	Standard	12.500	4.22	15478.994	13518.291	14.313	10.8	-13.5	NO		NO	bb
4	4 180221M1_7	Standard	12.500	4.22	21255.453	15360.138	17.298	13.1	4.5	NO		NO	bb
5	5 180221M1_8	Standard	12.500	4.22	18930.566	14853.675	15.931	12.0	-3.7	NO		NO	bb
6	6 180221M1_9	Standard	12.500	4.22	16245.793	11992.644	16.933	12.8	2.3	NO		NO	bb
7	7 180221M1_10	Standard	12.500	4.21	15848.614	12208.947	16.226	12.3	-1.9	NO		NO	bb
8	8 180221M1_11	Standard	12.500	4.21	16558.475	12158.682	17.023	12.9	2.9	NO		NO	bb
9	9 180221M1_12	Standard	12.500	4.21	15514.998	12236.040	15.850	12.0	-4.2	NO		NO	bb
10	10 180221M1_13	Standard	12.500	4.19	13781.941	10236.611	16.829	12.7	1.7	NO		NO	bb

Dataset: F:\Projects\PFAS.PRO\Results\180221M1\180221M1-CRV.qld

Last Altered: Thursday, February 22, 2018 11:04:24 Pacific Standard Time

Printed: Thursday, February 22, 2018 11:09:19 Pacific Standard Time

Compound name: 13C5-PFNA

Response Factor: 0.928469

RRF SD: 0.1351, Relative SD: 14.5508

Response type: Internal Std (Ref 59), Area * (IS Conc. / IS Area)

Curve type: RF

	# Name	Type	Std. Conc	RT	Area	IS Area	Response	Conc.	%Dev	Conc. Flag	CoD	CoD Flag	x=excluded
1	1 180221M1_4	Standard	12.500	4.65	13873.090	15098.310	11.486	12.4	-1.0	NO		NO	bb
2	2 180221M1_5	Standard	12.500	4.65	14926.753	14642.771	12.742	13.7	9.8	NO		NO	bb
3	3 180221M1_6	Standard	12.500	4.65	11139.679	15901.936	8.757	9.4	-24.6	NO		NO	bb
4	4 180221M1_7	Standard	12.500	4.65	13066.313	13212.208	12.362	13.3	6.5	NO		NO	bb
5	5 180221M1_8	Standard	12.500	4.65	14566.921	14149.730	12.869	13.9	10.9	NO		NO	bb
6	6 180221M1_9	Standard	12.500	4.65	11744.938	15369.789	9.552	10.3	-17.7	NO		NO	bb
7	7 180221M1_10	Standard	12.500	4.64	13388.479	15020.385	11.142	12.0	-4.0	NO		NO	bb
8	8 180221M1_11	Standard	12.500	4.64	11880.648	14647.480	10.139	10.9	-12.6	NO		NO	bb
9	9 180221M1_12	Standard	12.500	4.64	11928.018	10745.900	13.875	14.9	19.6	NO		NO	bb
10	10 180221M1_13	Standard	12.500	4.63	11262.025	10716.960	13.136	14.1	13.2	NO		NO	bb

Compound name: 13C8-PFOA

Response Factor: 0.235323

RRF SD: 0.0278934, Relative SD: 11.8532

Response type: Internal Std (Ref 62), Area * (IS Conc. / IS Area)

Curve type: RF

	# Name	Type	Std. Conc	RT	Area	IS Area	Response	Conc.	%Dev	Conc. Flag	CoD	CoD Flag	x=excluded
1	1 180221M1_4	Standard	12.500	4.71	4396.382	18858.678	2.914	12.4	-0.9	NO		NO	bb
2	2 180221M1_5	Standard	12.500	4.71	3688.849	15768.224	2.924	12.4	-0.6	NO		NO	bb
3	3 180221M1_6	Standard	12.500	4.71	3517.536	16579.109	2.652	11.3	-9.8	NO		NO	bb
4	4 180221M1_7	Standard	12.500	4.71	4156.400	19555.629	2.657	11.3	-9.7	NO		NO	bb
5	5 180221M1_8	Standard	12.500	4.71	4096.061	21283.885	2.406	10.2	-18.2	NO		NO	bb
6	6 180221M1_9	Standard	12.500	4.71	3441.599	16059.521	2.679	11.4	-8.9	NO		NO	bb
7	7 180221M1_10	Standard	12.500	4.71	3836.674	14039.278	3.416	14.5	16.1	NO		NO	bb
8	8 180221M1_11	Standard	12.500	4.70	3572.159	13631.408	3.276	13.9	11.4	NO		NO	bb
9	9 180221M1_12	Standard	12.500	4.70	3282.173	12053.667	3.404	14.5	15.7	NO		NO	bb
10	10 180221M1_13	Standard	12.500	4.69	3345.802	13541.944	3.088	13.1	5.0	NO		NO	bb

Dataset: F:\Projects\PFAS.PRO\Results\180221M1\180221M1-CRV.qld

Last Altered: Thursday, February 22, 2018 11:04:24 Pacific Standard Time
 Printed: Thursday, February 22, 2018 11:09:19 Pacific Standard Time

Compound name: 13C8-PFOS

Response Factor: 1.026

RRF SD: 0.145682, Relative SD: 14.199

Response type: Internal Std (Ref 60), Area * (IS Conc. / IS Area)

Curve type: RF

	# Name	Type	Std. Conc	RT	Area	IS Area	Response	Conc.	%Dev	Conc. Flag	CoD	CoD Flag	x=excluded
1	1 180221M1_4	Standard	12.500	4.73	3961.247	3721.056	13.307	13.0	3.8	NO		NO	bb
2	2 180221M1_5	Standard	12.500	4.73	4347.649	3473.172	15.647	15.3	22.0	NO		NO	bb
3	3 180221M1_6	Standard	12.500	4.73	3247.731	4409.080	9.208	9.0	-28.2	NO		NO	bb
4	4 180221M1_7	Standard	12.500	4.73	4192.512	4028.100	13.010	12.7	1.4	NO		NO	bb
5	5 180221M1_8	Standard	12.500	4.73	4355.646	3970.172	13.714	13.4	6.9	NO		NO	bb
6	6 180221M1_9	Standard	12.500	4.73	3825.722	3534.574	13.530	13.2	5.5	NO		NO	bb
7	7 180221M1_10	Standard	12.500	4.73	3242.079	3686.796	10.992	10.7	-14.3	NO		NO	bb
8	8 180221M1_11	Standard	12.500	4.73	3493.279	3308.194	13.199	12.9	2.9	NO		NO	bb
9	9 180221M1_12	Standard	12.500	4.73	3166.194	3455.335	11.454	11.2	-10.7	NO		NO	bb
10	10 180221M1_13	Standard	12.500	4.71	3191.003	2811.038	14.190	13.8	10.6	NO		NO	bb

Compound name: 13C2-PFDA

Response Factor: 1.01673

RRF SD: 0.126329, Relative SD: 12.4251

Response type: Internal Std (Ref 61), Area * (IS Conc. / IS Area)

Curve type: RF

	# Name	Type	Std. Conc	RT	Area	IS Area	Response	Conc.	%Dev	Conc. Flag	CoD	CoD Flag	x=excluded
1	1 180221M1_4	Standard	12.500	5.02	13835.229	13457.453	12.851	12.6	1.1	NO		NO	bb
2	2 180221M1_5	Standard	12.500	5.02	17931.242	14625.650	15.325	15.1	20.6	NO		NO	bb
3	3 180221M1_6	Standard	12.500	5.02	12047.957	12230.051	12.314	12.1	-3.1	NO		NO	bb
4	4 180221M1_7	Standard	12.500	5.02	16875.502	14230.100	14.824	14.6	16.6	NO		NO	bb
5	5 180221M1_8	Standard	12.500	5.02	15423.122	18215.658	10.584	10.4	-16.7	NO		NO	bb
6	6 180221M1_9	Standard	12.500	5.02	11253.305	12593.828	11.169	11.0	-12.1	NO		NO	bb
7	7 180221M1_10	Standard	12.500	5.02	13624.113	15691.611	10.853	10.7	-14.6	NO		NO	bb
8	8 180221M1_11	Standard	12.500	5.02	12315.657	12094.318	12.729	12.5	0.2	NO		NO	bb
9	9 180221M1_12	Standard	12.500	5.02	13272.136	12756.060	13.006	12.8	2.3	NO		NO	bb
10	10 180221M1_13	Standard	12.500	5.00	12461.990	11593.339	13.437	13.2	5.7	NO		NO	bb

Dataset: F:\Projects\PFAS.PRO\Results\180221M1\180221M1-CRV.qld

Last Altered: Thursday, February 22, 2018 11:04:24 Pacific Standard Time
 Printed: Thursday, February 22, 2018 11:09:19 Pacific Standard Time

Compound name: d3-N-MeFOSAA

Response Factor: 0.411815

RRF SD: 0.0556634, Relative SD: 13.5166

Response type: Internal Std (Ref 62), Area * (IS Conc. / IS Area)

Curve type: RF

#	Name	Type	Std. Conc	RT	Area	IS Area	Response	Conc.	%Dev	Conc. Flag	CoD	CoD Flag	x=excluded
1	1 180221M1_4	Standard	12.500	5.17	7310.144	18858.678	4.845	11.8	-5.9	NO		NO	bb
2	2 180221M1_5	Standard	12.500	5.17	6741.796	15768.224	5.344	13.0	3.8	NO		NO	bb
3	3 180221M1_6	Standard	12.500	5.17	6554.544	16579.109	4.942	12.0	-4.0	NO		NO	bb
4	4 180221M1_7	Standard	12.500	5.17	6829.780	19555.629	4.366	10.6	-15.2	NO		NO	bb
5	5 180221M1_8	Standard	12.500	5.17	6933.470	21283.885	4.072	9.9	-20.9	NO		NO	bb
6	6 180221M1_9	Standard	12.500	5.16	6391.959	16059.521	4.975	12.1	-3.4	NO		NO	bb
7	7 180221M1_10	Standard	12.500	5.16	5875.155	14039.278	5.231	12.7	1.6	NO		NO	bb
8	8 180221M1_11	Standard	12.500	5.16	6227.823	13631.408	5.711	13.9	10.9	NO		NO	bb
9	9 180221M1_12	Standard	12.500	5.16	6320.399	12053.667	6.554	15.9	27.3	NO		NO	bb
10	10 180221M1_13	Standard	12.500	5.15	5889.082	13541.944	5.436	13.2	5.6	NO		NO	bb

Compound name: d5-N-EtFOSAA

Response Factor: 0.417878

RRF SD: 0.0484171, Relative SD: 11.5864

Response type: Internal Std (Ref 62), Area * (IS Conc. / IS Area)

Curve type: RF

#	Name	Type	Std. Conc	RT	Area	IS Area	Response	Conc.	%Dev	Conc. Flag	CoD	CoD Flag	x=excluded
1	1 180221M1_4	Standard	12.500	5.32	6882.075	18858.678	4.562	10.9	-12.7	NO		NO	bb
2	2 180221M1_5	Standard	12.500	5.32	8234.955	15768.224	6.528	15.6	25.0	NO		NO	bb
3	3 180221M1_6	Standard	12.500	5.32	6793.147	16579.109	5.122	12.3	-1.9	NO		NO	bb
4	4 180221M1_7	Standard	12.500	5.32	7213.238	19555.629	4.611	11.0	-11.7	NO		NO	bb
5	5 180221M1_8	Standard	12.500	5.32	8415.912	21283.885	4.943	11.8	-5.4	NO		NO	bb
6	6 180221M1_9	Standard	12.500	5.32	6215.961	16059.521	4.838	11.6	-7.4	NO		NO	bb
7	7 180221M1_10	Standard	12.500	5.32	6158.461	14039.278	5.483	13.1	5.0	NO		NO	bb
8	8 180221M1_11	Standard	12.500	5.32	6219.613	13631.408	5.703	13.6	9.2	NO		NO	bb
9	9 180221M1_12	Standard	12.500	5.32	5373.878	12053.667	5.573	13.3	6.7	NO		NO	bb
10	10 180221M1_13	Standard	12.500	5.31	5278.301	13541.944	4.872	11.7	-6.7	NO		NO	bb

Dataset: F:\Projects\PFAS.PRO\Results\180221M1\180221M1-CRV.qld

Last Altered: Thursday, February 22, 2018 11:04:24 Pacific Standard Time
 Printed: Thursday, February 22, 2018 11:09:19 Pacific Standard Time

Compound name: 13C2-PFUdA

Response Factor: 1.05638

RRF SD: 0.14518, Relative SD: 13.7432

Response type: Internal Std (Ref 62), Area * (IS Conc. / IS Area)

Curve type: RF

#	Name	Type	Std. Conc	RT	Area	IS Area	Response	Conc.	%Dev	Conc. Flag	CoD	CoD Flag	x=excluded
1	1 180221M1_4	Standard	12.500	5.35	20580.400	18858.678	13.641	12.9	3.3	NO		NO	bb
2	2 180221M1_5	Standard	12.500	5.34	15489.665	15768.224	12.279	11.6	-7.0	NO		NO	bb
3	3 180221M1_6	Standard	12.500	5.34	14308.330	16579.109	10.788	10.2	-18.3	NO		NO	bb
4	4 180221M1_7	Standard	12.500	5.34	16327.658	19555.629	10.437	9.9	-21.0	NO		NO	bb
5	5 180221M1_8	Standard	12.500	5.34	20192.963	21283.885	11.859	11.2	-10.2	NO		NO	bb
6	6 180221M1_9	Standard	12.500	5.34	17335.881	16059.521	13.493	12.8	2.2	NO		NO	bb
7	7 180221M1_10	Standard	12.500	5.34	17801.938	14039.278	15.850	15.0	20.0	NO		NO	bb
8	8 180221M1_11	Standard	12.500	5.34	15305.832	13631.408	14.035	13.3	6.3	NO		NO	bb
9	9 180221M1_12	Standard	12.500	5.34	14616.598	12053.667	15.158	14.3	14.8	NO		NO	bb
10	10 180221M1_13	Standard	12.500	5.32	15715.070	13541.944	14.506	13.7	9.9	NO		NO	bb

Compound name: 13C2-PFDoA

Response Factor: 0.949271

RRF SD: 0.144697, Relative SD: 15.243

Response type: Internal Std (Ref 62), Area * (IS Conc. / IS Area)

Curve type: RF

#	Name	Type	Std. Conc	RT	Area	IS Area	Response	Conc.	%Dev	Conc. Flag	CoD	CoD Flag	x=excluded
1	1 180221M1_4	Standard	12.500	5.62	18487.363	18858.678	12.254	12.9	3.3	NO		NO	bb
2	2 180221M1_5	Standard	12.500	5.62	17213.604	15768.224	13.646	14.4	15.0	NO		NO	bb
3	3 180221M1_6	Standard	12.500	5.62	19783.021	16579.109	14.916	15.7	25.7	NO		NO	bb
4	4 180221M1_7	Standard	12.500	5.62	17538.285	19555.629	11.211	11.8	-5.5	NO		NO	bb
5	5 180221M1_8	Standard	12.500	5.62	21148.320	21283.885	12.420	13.1	4.7	NO		NO	bb
6	6 180221M1_9	Standard	12.500	5.62	12742.907	16059.521	9.918	10.4	-16.4	NO		NO	bb
7	7 180221M1_10	Standard	12.500	5.62	13116.026	14039.278	11.678	12.3	-1.6	NO		NO	bb
8	8 180221M1_11	Standard	12.500	5.62	10292.833	13631.408	9.439	9.9	-20.5	NO		NO	bb
9	9 180221M1_12	Standard	12.500	5.62	12874.655	12053.667	13.351	14.1	12.5	NO		NO	bb
10	10 180221M1_13	Standard	12.500	5.61	10645.353	13541.944	9.826	10.4	-17.2	NO		NO	bb

Dataset: F:\Projects\PFAS.PRO\Results\180221M1\180221M1-CRV.qld

Last Altered: Thursday, February 22, 2018 11:04:24 Pacific Standard Time
 Printed: Thursday, February 22, 2018 11:09:19 Pacific Standard Time

Compound name: d3-N-MeFOSA

Response Factor: 0.105023

RRF SD: 0.0157395, Relative SD: 14.9868

Response type: Internal Std (Ref 62), Area * (IS Conc. / IS Area)

Curve type: RF

#	Name	Type	Std. Conc	RT	Area	IS Area	Response	Conc.	%Dev	Conc. Flag	CoD	CoD Flag	x=excluded
1	1 180221M1_4	Standard	150.000	5.79	21732.656	18858.678	14.405	137.2	-8.6	NO		NO	bb
2	2 180221M1_5	Standard	150.000	5.78	20687.824	15768.224	16.400	156.2	4.1	NO		NO	bb
3	3 180221M1_6	Standard	150.000	5.78	20073.107	16579.109	15.134	144.1	-3.9	NO		NO	bb
4	4 180221M1_7	Standard	150.000	5.78	20317.566	19555.629	12.987	123.7	-17.6	NO		NO	bb
5	5 180221M1_8	Standard	150.000	5.78	20944.262	21283.885	12.301	117.1	-21.9	NO		NO	bb
6	6 180221M1_9	Standard	150.000	5.78	18481.703	16059.521	14.385	137.0	-8.7	NO		NO	bb
7	7 180221M1_10	Standard	150.000	5.78	19284.123	14039.278	17.170	163.5	9.0	NO		NO	bb
8	8 180221M1_11	Standard	150.000	5.78	18562.758	13631.408	17.022	162.1	8.1	NO		NO	bb
9	9 180221M1_12	Standard	150.000	5.78	19395.383	12053.667	20.114	191.5	27.7	NO		NO	bb
10	10 180221M1_13	Standard	150.000	5.76	19085.475	13541.944	17.617	167.7	11.8	NO		NO	bb

Compound name: 13C2-PFTeDA

Response Factor: 0.389142

RRF SD: 0.0713704, Relative SD: 18.3404

Response type: Internal Std (Ref 62), Area * (IS Conc. / IS Area)

Curve type: RF

#	Name	Type	Std. Conc	RT	Area	IS Area	Response	Conc.	%Dev	Conc. Flag	CoD	CoD Flag	x=excluded
1	1 180221M1_4	Standard	12.500	6.09	7442.645	18858.678	4.933	12.7	1.4	NO		NO	bb
2	2 180221M1_5	Standard	12.500	6.09	6453.336	15768.224	5.116	13.1	5.2	NO		NO	bb
3	3 180221M1_6	Standard	12.500	6.09	5883.064	16579.109	4.436	11.4	-8.8	NO		NO	bb
4	4 180221M1_7	Standard	12.500	6.09	6888.313	19555.629	4.403	11.3	-9.5	NO		NO	bb
5	5 180221M1_8	Standard	12.500	6.09	6728.432	21283.885	3.952	10.2	-18.8	NO		NO	bb
6	6 180221M1_9	Standard	12.500	6.09	4947.296	16059.521	3.851	9.9	-20.8	NO		NO	bb
7	7 180221M1_10	Standard	12.500	6.09	6576.122	14039.278	5.855	15.0	20.4	NO		NO	bb
8	8 180221M1_11	Standard	12.500	6.08	6945.693	13631.408	6.369	16.4	30.9	NO		NO	bb
9	9 180221M1_12	Standard	12.500	6.08	7716.310	12053.667	8.002	20.6	64.5	NO		NO	bbX
10	10 180221M1_13	Standard	12.500	6.08	8362.466	13541.944	7.719	19.8	58.7	NO		NO	bbX

Dataset: F:\Projects\PFAS.PRO\Results\180221M1\180221M1-CRV.qld

Last Altered: Thursday, February 22, 2018 11:04:24 Pacific Standard Time
 Printed: Thursday, February 22, 2018 11:09:19 Pacific Standard Time

Compound name: d5-N-ETFOSA

Response Factor: 0.1601

RRF SD: 0.0211145, Relative SD: 13.1883

Response type: Internal Std (Ref 62), Area * (IS Conc. / IS Area)

Curve type: RF

#	Name	Type	Std. Conc	RT	Area	IS Area	Response	Conc.	%Dev	Conc. Flag	CoD	CoD Flag	x=excluded
1	1 180221M1_4	Standard	150.000	6.18	31971.016	18858.678	21.191	132.4	-11.8	NO		NO	bb
2	2 180221M1_5	Standard	150.000	6.18	32890.063	15768.224	26.073	162.9	8.6	NO		NO	bb
3	3 180221M1_6	Standard	150.000	6.18	32165.043	16579.109	24.251	151.5	1.0	NO		NO	bb
4	4 180221M1_7	Standard	150.000	6.17	31803.902	19555.629	20.329	127.0	-15.3	NO		NO	bb
5	5 180221M1_8	Standard	150.000	6.18	33752.434	21283.885	19.823	123.8	-17.5	NO		NO	bb
6	6 180221M1_9	Standard	150.000	6.17	28554.660	16059.521	22.226	138.8	-7.5	NO		NO	bb
7	7 180221M1_10	Standard	150.000	6.17	28945.160	14039.278	25.772	161.0	7.3	NO		NO	bb
8	8 180221M1_11	Standard	150.000	6.17	28788.559	13631.408	26.399	164.9	9.9	NO		NO	bb
9	9 180221M1_12	Standard	150.000	6.17	28850.787	12053.667	29.919	186.9	24.6	NO		NO	bb
10	10 180221M1_13	Standard	150.000	6.16	26181.793	13541.944	24.167	151.0	0.6	NO		NO	bb

Compound name: 13C2-PFHxDA

Response Factor: 0.83334

RRF SD: 0.136505, Relative SD: 16.3805

Response type: Internal Std (Ref 62), Area * (IS Conc. / IS Area)

Curve type: RF

#	Name	Type	Std. Conc	RT	Area	IS Area	Response	Conc.	%Dev	Conc. Flag	CoD	CoD Flag	x=excluded
1	1 180221M1_4	Standard	5.000	6.43	5222.737	18858.678	3.462	4.2	-16.9	NO		NO	bb
2	2 180221M1_5	Standard	5.000	6.42	5503.904	15768.224	4.363	5.2	4.7	NO		NO	bb
3	3 180221M1_6	Standard	5.000	6.42	5236.638	16579.109	3.948	4.7	-5.2	NO		NO	bb
4	4 180221M1_7	Standard	5.000	6.42	6162.952	19555.629	3.939	4.7	-5.5	NO		NO	bb
5	5 180221M1_8	Standard	5.000	6.42	5536.704	21283.885	3.252	3.9	-22.0	NO		NO	bb
6	6 180221M1_9	Standard	5.000	6.42	4788.707	16059.521	3.727	4.5	-10.5	NO		NO	bb
7	7 180221M1_10	Standard	5.000	6.42	4700.019	14039.278	4.185	5.0	0.4	NO		NO	bb
8	8 180221M1_11	Standard	5.000	6.42	4853.414	13631.408	4.451	5.3	6.8	NO		NO	bb
9	9 180221M1_12	Standard	5.000	6.42	4536.969	12053.667	4.705	5.6	12.9	NO		NO	bb
10	10 180221M1_13	Standard	5.000	6.42	6105.000	13541.944	5.635	6.8	35.2	NO		NO	bb

Dataset: F:\Projects\PFAS.PRO\Results\180221M1\180221M1-CRV.qld

Last Altered: Thursday, February 22, 2018 11:04:24 Pacific Standard Time

Printed: Thursday, February 22, 2018 11:09:19 Pacific Standard Time

Compound name: d7-N-MeFOSE

Response Factor: 0.148152

RRF SD: 0.0201937, Relative SD: 13.6304

Response type: Internal Std (Ref 62), Area * (IS Conc. / IS Area)

Curve type: RF

	# Name	Type	Std. Conc	RT	Area	IS Area	Response	Conc.	%Dev	Conc. Flag	CoD	CoD Flag	x=excluded
1	1 180221M1_4	Standard	150.000	6.29	31484.822	18858.678	20.869	140.9	-6.1	NO		NO	bb
2	2 180221M1_5	Standard	150.000	6.29	30310.973	15768.224	24.029	162.2	8.1	NO		NO	bb
3	3 180221M1_6	Standard	150.000	6.29	28547.566	16579.109	21.524	145.3	-3.1	NO		NO	bb
4	4 180221M1_7	Standard	150.000	6.29	29761.826	19555.629	19.024	128.4	-14.4	NO		NO	bd
5	5 180221M1_8	Standard	150.000	6.29	30311.182	21283.885	17.802	120.2	-19.9	NO		NO	bb
6	6 180221M1_9	Standard	150.000	6.29	25771.832	16059.521	20.060	135.4	-9.7	NO		NO	bb
7	7 180221M1_10	Standard	150.000	6.29	28539.217	14039.278	25.410	171.5	14.3	NO		NO	bd
8	8 180221M1_11	Standard	150.000	6.29	24807.309	13631.408	22.748	153.5	2.4	NO		NO	bb
9	9 180221M1_12	Standard	150.000	6.28	26851.574	12053.667	27.846	188.0	25.3	NO		NO	bb
10	10 180221M1_13	Standard	150.000	6.29	24826.949	13541.944	22.917	154.7	3.1	NO		NO	bd

Compound name: d9-N-EtFOSE

Response Factor: 0.130611

RRF SD: 0.0152083, Relative SD: 11.6439

Response type: Internal Std (Ref 62), Area * (IS Conc. / IS Area)

Curve type: RF

	# Name	Type	Std. Conc	RT	Area	IS Area	Response	Conc.	%Dev	Conc. Flag	CoD	CoD Flag	x=excluded
1	1 180221M1_4	Standard	150.000	6.44	25459.854	18858.678	16.875	129.2	-13.9	NO		NO	bd
2	2 180221M1_5	Standard	150.000	6.44	24561.213	15768.224	19.470	149.1	-0.6	NO		NO	bd
3	3 180221M1_6	Standard	150.000	6.44	32487.461	16579.109	24.494	187.5	25.0	NO		NO	bd
4	4 180221M1_7	Standard	150.000	6.44	29076.076	19555.629	18.585	142.3	-5.1	NO		NO	bb
5	5 180221M1_8	Standard	150.000	6.44	33625.914	21283.885	19.748	151.2	0.8	NO		NO	bd
6	6 180221M1_9	Standard	150.000	6.44	20851.270	16059.521	16.230	124.3	-17.2	NO		NO	bb
7	7 180221M1_10	Standard	150.000	6.44	22596.709	14039.278	20.119	154.0	2.7	NO		NO	bb
8	8 180221M1_11	Standard	150.000	6.44	21392.949	13631.408	19.617	150.2	0.1	NO		NO	bb
9	9 180221M1_12	Standard	150.000	6.44	20501.051	12053.667	21.260	162.8	8.5	NO		NO	bd
10	10 180221M1_13	Standard	150.000	6.44	21143.416	13541.944	19.517	149.4	-0.4	NO		NO	bd

Dataset: F:\Projects\PFAS.PRO\Results\180221M1\180221M1-CRV.qld

Last Altered: Thursday, February 22, 2018 11:04:24 Pacific Standard Time
 Printed: Thursday, February 22, 2018 11:09:19 Pacific Standard Time

Compound name: 13C4-PFBA

Response Factor: 1

RRF SD: 0, Relative SD: 0

Response type: Internal Std (Ref 55), Area * (IS Conc. / IS Area)

Curve type: RF

#	Name	Type	Std. Conc	RT	Area	IS Area	Response	Conc.	%Dev	Conc. Flag	CoD	CoD Flag	x=excluded
1	1 180221M1_4	Standard	12.500	1.37	12198.709	12198.709	12.500	12.5	0.0	NO		NO	MM
2	2 180221M1_5	Standard	12.500	1.37	12769.589	12769.589	12.500	12.5	0.0	NO		NO	MM
3	3 180221M1_6	Standard	12.500	1.37	13483.823	13483.823	12.500	12.5	0.0	NO		NO	MM
4	4 180221M1_7	Standard	12.500	1.37	13151.445	13151.445	12.500	12.5	0.0	NO		NO	MM
5	5 180221M1_8	Standard	12.500	1.37	12884.335	12884.335	12.500	12.5	0.0	NO		NO	MM
6	6 180221M1_9	Standard	12.500	1.37	11718.421	11718.421	12.500	12.5	0.0	NO		NO	MM
7	7 180221M1_10	Standard	12.500	1.36	12267.144	12267.144	12.500	12.5	0.0	NO		NO	MM
8	8 180221M1_11	Standard	12.500	1.37	12408.940	12408.940	12.500	12.5	0.0	NO		NO	MM
9	9 180221M1_12	Standard	12.500	1.37	10994.588	10994.588	12.500	12.5	0.0	NO		NO	MM
10	10 180221M1_13	Standard	12.500	1.34	11874.283	11874.283	12.500	12.5	0.0	NO		NO	MM

Compound name: 13C5-PFHxA

Response Factor: 1

RRF SD: 0, Relative SD: 0

Response type: Internal Std (Ref 56), Area * (IS Conc. / IS Area)

Curve type: RF

#	Name	Type	Std. Conc	RT	Area	IS Area	Response	Conc.	%Dev	Conc. Flag	CoD	CoD Flag	x=excluded
1	1 180221M1_4	Standard	12.500	3.09	15304.752	15304.752	12.500	12.5	0.0	NO		NO	bb
2	2 180221M1_5	Standard	12.500	3.09	16557.984	16557.984	12.500	12.5	0.0	NO		NO	bb
3	3 180221M1_6	Standard	12.500	3.09	16563.865	16563.865	12.500	12.5	0.0	NO		NO	bb
4	4 180221M1_7	Standard	12.500	3.09	17018.980	17018.980	12.500	12.5	0.0	NO		NO	bb
5	5 180221M1_8	Standard	12.500	3.09	16850.559	16850.559	12.500	12.5	0.0	NO		NO	bb
6	6 180221M1_9	Standard	12.500	3.09	14030.379	14030.379	12.500	12.5	0.0	NO		NO	bb
7	7 180221M1_10	Standard	12.500	3.08	14335.206	14335.206	12.500	12.5	0.0	NO		NO	bb
8	8 180221M1_11	Standard	12.500	3.09	14150.994	14150.994	12.500	12.5	0.0	NO		NO	bb
9	9 180221M1_12	Standard	12.500	3.08	14209.292	14209.292	12.500	12.5	0.0	NO		NO	bb
10	10 180221M1_13	Standard	12.500	3.07	12811.227	12811.227	12.500	12.5	0.0	NO		NO	bb

Dataset: F:\Projects\PFAS.PRO\Results\180221M1\180221M1-CRV.qld

Last Altered: Thursday, February 22, 2018 11:04:24 Pacific Standard Time

Printed: Thursday, February 22, 2018 11:09:19 Pacific Standard Time

Compound name: 13C3-PFHxS

Response Factor: 1

RRF SD: 0, Relative SD: 0

Response type: Internal Std (Ref 57), Area * (IS Conc. / IS Area)

Curve type: RF

	# Name	Type	Std. Conc	RT	Area	IS Area	Response	Conc.	%Dev	Conc. Flag	CoD	CoD Flag	x=excluded
1	1 180221M1_4	Standard	12.500	3.85	4076.650	4076.650	12.500	12.5	0.0	NO		NO	bb
2	2 180221M1_5	Standard	12.500	3.85	3998.964	3998.964	12.500	12.5	0.0	NO		NO	bb
3	3 180221M1_6	Standard	12.500	3.85	4156.698	4156.698	12.500	12.5	0.0	NO		NO	bb
4	4 180221M1_7	Standard	12.500	3.85	3730.654	3730.654	12.500	12.5	0.0	NO		NO	bb
5	5 180221M1_8	Standard	12.500	3.85	4108.745	4108.745	12.500	12.5	0.0	NO		NO	bb
6	6 180221M1_9	Standard	12.500	3.85	3353.277	3353.277	12.500	12.5	0.0	NO		NO	bb
7	7 180221M1_10	Standard	12.500	3.85	3370.330	3370.330	12.500	12.5	0.0	NO		NO	bb
8	8 180221M1_11	Standard	12.500	3.85	3238.573	3238.573	12.500	12.5	0.0	NO		NO	bb
9	9 180221M1_12	Standard	12.500	3.85	3301.977	3301.977	12.500	12.5	0.0	NO		NO	bb
10	10 180221M1_13	Standard	12.500	3.82	2846.044	2846.044	12.500	12.5	0.0	NO		NO	bb

Compound name: 13C8-PFOA

Response Factor: 1

RRF SD: 0, Relative SD: 0

Response type: Internal Std (Ref 58), Area * (IS Conc. / IS Area)

Curve type: RF

	# Name	Type	Std. Conc	RT	Area	IS Area	Response	Conc.	%Dev	Conc. Flag	CoD	CoD Flag	x=excluded
1	1 180221M1_4	Standard	12.500	4.22	13566.197	13566.197	12.500	12.5	0.0	NO		NO	bb
2	2 180221M1_5	Standard	12.500	4.22	13662.314	13662.314	12.500	12.5	0.0	NO		NO	bb
3	3 180221M1_6	Standard	12.500	4.22	13518.291	13518.291	12.500	12.5	0.0	NO		NO	bb
4	4 180221M1_7	Standard	12.500	4.22	15360.138	15360.138	12.500	12.5	0.0	NO		NO	bb
5	5 180221M1_8	Standard	12.500	4.22	14853.675	14853.675	12.500	12.5	0.0	NO		NO	bb
6	6 180221M1_9	Standard	12.500	4.22	11992.644	11992.644	12.500	12.5	0.0	NO		NO	bb
7	7 180221M1_10	Standard	12.500	4.21	12208.947	12208.947	12.500	12.5	0.0	NO		NO	bb
8	8 180221M1_11	Standard	12.500	4.21	12158.682	12158.682	12.500	12.5	0.0	NO		NO	bb
9	9 180221M1_12	Standard	12.500	4.21	12236.040	12236.040	12.500	12.5	0.0	NO		NO	bb
10	10 180221M1_13	Standard	12.500	4.19	10236.611	10236.611	12.500	12.5	0.0	NO		NO	bb

Dataset: F:\Projects\PFAS.PRO\Results\180221M1\180221M1-CRV.qld

Last Altered: Thursday, February 22, 2018 11:04:24 Pacific Standard Time

Printed: Thursday, February 22, 2018 11:09:19 Pacific Standard Time

Compound name: 13C9-PFNA

Response Factor: 1

RRF SD: 0, Relative SD: 0

Response type: Internal Std (Ref 59), Area * (IS Conc. / IS Area)

Curve type: RF

	# Name	Type	Std. Conc	RT	Area	IS Area	Response	Conc.	%Dev	Conc. Flag	CoD	CoD Flag	x=excluded
1	1 180221M1_4	Standard	12.500	4.65	15098.310	15098.310	12.500	12.5	0.0	NO		NO	bb
2	2 180221M1_5	Standard	12.500	4.65	14642.771	14642.771	12.500	12.5	0.0	NO		NO	bb
3	3 180221M1_6	Standard	12.500	4.65	15901.936	15901.936	12.500	12.5	0.0	NO		NO	bb
4	4 180221M1_7	Standard	12.500	4.65	13212.208	13212.208	12.500	12.5	0.0	NO		NO	bb
5	5 180221M1_8	Standard	12.500	4.65	14149.730	14149.730	12.500	12.5	0.0	NO		NO	bb
6	6 180221M1_9	Standard	12.500	4.64	15369.789	15369.789	12.500	12.5	0.0	NO		NO	bb
7	7 180221M1_10	Standard	12.500	4.64	15020.385	15020.385	12.500	12.5	0.0	NO		NO	bb
8	8 180221M1_11	Standard	12.500	4.64	14647.480	14647.480	12.500	12.5	0.0	NO		NO	bb
9	9 180221M1_12	Standard	12.500	4.64	10745.900	10745.900	12.500	12.5	0.0	NO		NO	bb
10	10 180221M1_13	Standard	12.500	4.63	10716.960	10716.960	12.500	12.5	0.0	NO		NO	bb

Compound name: 13C4-PFOS

Response Factor: 1

RRF SD: 0, Relative SD: 0

Response type: Internal Std (Ref 60), Area * (IS Conc. / IS Area)

Curve type: RF

	# Name	Type	Std. Conc	RT	Area	IS Area	Response	Conc.	%Dev	Conc. Flag	CoD	CoD Flag	x=excluded
1	1 180221M1_4	Standard	12.500	4.74	3721.056	3721.056	12.500	12.5	0.0	NO		NO	bb
2	2 180221M1_5	Standard	12.500	4.73	3473.172	3473.172	12.500	12.5	0.0	NO		NO	bb
3	3 180221M1_6	Standard	12.500	4.73	4409.080	4409.080	12.500	12.5	0.0	NO		NO	bb
4	4 180221M1_7	Standard	12.500	4.73	4028.100	4028.100	12.500	12.5	0.0	NO		NO	bb
5	5 180221M1_8	Standard	12.500	4.73	3970.172	3970.172	12.500	12.5	0.0	NO		NO	bb
6	6 180221M1_9	Standard	12.500	4.73	3534.574	3534.574	12.500	12.5	0.0	NO		NO	bb
7	7 180221M1_10	Standard	12.500	4.73	3686.796	3686.796	12.500	12.5	0.0	NO		NO	bb
8	8 180221M1_11	Standard	12.500	4.73	3308.194	3308.194	12.500	12.5	0.0	NO		NO	bb
9	9 180221M1_12	Standard	12.500	4.72	3455.335	3455.335	12.500	12.5	0.0	NO		NO	bb
10	10 180221M1_13	Standard	12.500	4.71	2811.038	2811.038	12.500	12.5	0.0	NO		NO	bb

Dataset: F:\Projects\PFAS.PRO\Results\180221M1\180221M1-CRV.qld

Last Altered: Thursday, February 22, 2018 11:04:24 Pacific Standard Time

Printed: Thursday, February 22, 2018 11:09:19 Pacific Standard Time

Compound name: 13C6-PFDA

Response Factor: 1

RRF SD: 0, Relative SD: 0

Response type: Internal Std (Ref 61), Area * (IS Conc. / IS Area)

Curve type: RF

	# Name	Type	Std. Conc	RT	Area	IS Area	Response	Conc.	%Dev	Conc. Flag	CoD	CoD Flag	x=excluded
1	1 180221M1_4	Standard	12.500	5.02	13457.453	13457.453	12.500	12.5	0.0	NO		NO	bb
2	2 180221M1_5	Standard	12.500	5.02	14625.650	14625.650	12.500	12.5	0.0	NO		NO	bb
3	3 180221M1_6	Standard	12.500	5.02	12230.051	12230.051	12.500	12.5	0.0	NO		NO	bb
4	4 180221M1_7	Standard	12.500	5.02	14230.100	14230.100	12.500	12.5	0.0	NO		NO	bb
5	5 180221M1_8	Standard	12.500	5.02	18215.658	18215.658	12.500	12.5	0.0	NO		NO	bb
6	6 180221M1_9	Standard	12.500	5.02	12593.828	12593.828	12.500	12.5	0.0	NO		NO	bb
7	7 180221M1_10	Standard	12.500	5.02	15691.611	15691.611	12.500	12.5	0.0	NO		NO	bb
8	8 180221M1_11	Standard	12.500	5.01	12094.318	12094.318	12.500	12.5	0.0	NO		NO	bb
9	9 180221M1_12	Standard	12.500	5.01	12756.060	12756.060	12.500	12.5	0.0	NO		NO	bb
10	10 180221M1_13	Standard	12.500	5.00	11593.339	11593.339	12.500	12.5	0.0	NO		NO	bb

Compound name: 13C7-PFUdA

Response Factor: 1

RRF SD: 0, Relative SD: 0

Response type: Internal Std (Ref 62), Area * (IS Conc. / IS Area)

Curve type: RF

	# Name	Type	Std. Conc	RT	Area	IS Area	Response	Conc.	%Dev	Conc. Flag	CoD	CoD Flag	x=excluded
1	1 180221M1_4	Standard	12.500	5.35	18858.678	18858.678	12.500	12.5	0.0	NO		NO	bb
2	2 180221M1_5	Standard	12.500	5.34	15768.224	15768.224	12.500	12.5	0.0	NO		NO	bb
3	3 180221M1_6	Standard	12.500	5.34	16579.109	16579.109	12.500	12.5	0.0	NO		NO	bb
4	4 180221M1_7	Standard	12.500	5.34	19555.629	19555.629	12.500	12.5	0.0	NO		NO	bb
5	5 180221M1_8	Standard	12.500	5.34	21283.885	21283.885	12.500	12.5	0.0	NO		NO	bb
6	6 180221M1_9	Standard	12.500	5.34	16059.521	16059.521	12.500	12.5	0.0	NO		NO	bb
7	7 180221M1_10	Standard	12.500	5.34	14039.278	14039.278	12.500	12.5	0.0	NO		NO	bb
8	8 180221M1_11	Standard	12.500	5.34	13631.408	13631.408	12.500	12.5	0.0	NO		NO	bb
9	9 180221M1_12	Standard	12.500	5.34	12053.667	12053.667	12.500	12.5	0.0	NO		NO	bb
10	10 180221M1_13	Standard	12.500	5.32	13541.944	13541.944	12.500	12.5	0.0	NO		NO	bb

Dataset: F:\Projects\PFAS.PRO\Results\180221M1\180221M1-CRV.qld

Last Altered: Thursday, February 22, 2018 11:04:24 Pacific Standard Time

Printed: Thursday, February 22, 2018 11:12:28 Pacific Standard Time

Method: F:\Projects\PFAS.PRO\MethDB\PFAS_FULL_80C_022118.mdb 22 Feb 2018 10:27:20

Calibration: F:\Projects\PFAS.PRO\CurveDB\C18_VAL-PFAS_Q4_02-21-18-FULL.cdb 22 Feb 2018 11:04:24

Name: 180221M1_4, Date: 21-Feb-2018, Time: 15:41:08, ID: ST180221M1-1 PFC CS-2 18B0810, Description: PFC CS-2 18B0810

#	Name	IS#	CoD	CoD Flag	%RSD
1	1 PFBA	34	0.9995	NO	
2	2 PFPeA	35	0.9997	NO	
3	3 PFBS	36	0.9991	NO	
4	4 4:2 FTS	36	0.9981	NO	
5	5 PFHxA	37	0.9987	NO	
6	6 PFPeS	36	0.9987	NO	
7	7 PFHpA	38	0.9969	NO	
8	8 L-PFHxS	39	0.9985	NO	
9	10 6:2 FTS	40	0.9994	NO	
10	11 L-PFOA	40	0.9983	NO	
11	13 PFHpS	43	0.9993	NO	
12	14 PFNA	41	0.9919	NO	
13	15 PFOSA	42	0.9982	NO	
14	16 L-PFOS	43	0.9911	NO	
15	18 PFDA	44	0.9965	NO	
16	19 8:2 FTS	40	0.9935	NO	
17	20 PFNS	43	0.9970	NO	
18	21 N-MeFOSAA	45	0.9984	NO	
19	22 N-EtFOSAA	46	0.9966	NO	
20	23 PFUdA	47	0.9979	NO	
21	24 PFDS	47	0.9961	NO	
22	25 PFDoA	48	0.9977	NO	
23	26 N-MeFOSA	49	0.9961	NO	
24	27 PFTrDA	47	0.9966	NO	
25	28 PFTeDA	50	0.9969	NO	
26	29 N-EtFOSA	51	0.9993	NO	
27	30 PFHxDA	52	0.9967	NO	
28	31 PFODA	52	0.9974	NO	
29	32 N-MeFOSE	53	0.9918	NO	
30	33 N-EtFOSE	54	0.9980	NO	
31	34 13C3-PFBA	55		NO	5.916

Dataset: F:\Projects\PFAS.PRO\Results\180221M1\180221M1-CRV.qld

Last Altered: Thursday, February 22, 2018 11:04:24 Pacific Standard Time

Printed: Thursday, February 22, 2018 11:12:28 Pacific Standard Time

Name: 180221M1_4, Date: 21-Feb-2018, Time: 15:41:08, ID: ST180221M1-1 PFC CS-2 18B0810, Description: PFC CS-2 18B0810

	# Name	IS#	CoD	CoD Flag	%RSD
32	35 13C3-PFPeA	56		NO	5.502
33	36 13C3-PFBS	56		NO	7.045
34	37 13C2-PFHxA	56		NO	4.952
35	38 13C4-PFHpA	56		NO	9.835
36	39 18O2-PFHxS	57		NO	5.088
37	40 13C2-PFOA	58		NO	6.052
38	41 13C5-PFNA	59		NO	14.551
39	42 13C8-PFOA	62		NO	11.853
40	43 13C8-PFOS	60		NO	14.199
41	44 13C2-PFDA	61		NO	12.425
42	45 d3-N-MeFOSAA	62		NO	13.517
43	46 d5-N-EtFOSAA	62		NO	11.586
44	47 13C2-PFUdA	62		NO	13.743
45	48 13C2-PFDoA	62		NO	15.243
46	49 d3-N-MeFOSA	62		NO	14.987
47	50 13C2-PFTeDA	62		NO	18.340
48	51 d5-N-ETFOSA	62		NO	13.188
49	52 13C2-PFHxDA	62		NO	16.380
50	53 d7-N-MeFOSE	62		NO	13.630
51	54 d9-N-EtFOSE	62		NO	11.644
52	55 13C4-PFBA	55		NO	0.000
53	56 13C5-PFHxA	56		NO	0.000
54	57 13C3-PFHxS	57		NO	0.000
55	58 13C8-PFOA	58		NO	0.000
56	59 13C9-PFNA	59		NO	0.000
57	60 13C4-PFOS	60		NO	0.000
58	61 13C6-PFDA	61		NO	0.000
59	62 13C7-PFUdA	62		NO	0.000

Dataset: Untitled

Last Altered: Thursday, February 22, 2018 11:18:57 Pacific Standard Time

Printed: Thursday, February 22, 2018 11:19:12 Pacific Standard Time

Method: F:\Projects\PFAS.PRO\MethDB\PFAS_FULL_80C_022118.mdb 22 Feb 2018 10:27:20

Calibration: F:\Projects\PFAS.PRO\CurveDB\C18_VAL-PFAS_Q4_02-21-18-FULL.cdb 22 Feb 2018 11:04:24

Compound name: PFBA

	Name	ID	Acq.Date	Acq.Time
1	180221M1_3	IPA	21-Feb-18	15:29:36
2	180221M1_4	ST180221M1-1 PFC CS-2 18B0810	21-Feb-18	15:41:08
3	180221M1_5	ST180221M1-2 PFC CS-1 18B0811	21-Feb-18	15:52:33
4	180221M1_6	ST180221M1-3 PFC CS0 18B0812	21-Feb-18	16:03:59
5	180221M1_7	ST180221M1-4 PFC CS1 18B0813	21-Feb-18	16:15:27
6	180221M1_8	ST180221M1-5 PFC CS2 18B0814	21-Feb-18	16:26:53
7	180221M1_9	ST180221M1-6 PFC CS3 18B0815	21-Feb-18	16:38:20
8	180221M1_10	ST180221M1-7 PFC CS4 18B0816	21-Feb-18	16:49:50
9	180221M1_11	ST180221M1-8 PFC CS5 18B0817	21-Feb-18	17:01:19
10	180221M1_12	ST180221M1-9 PFC CS6 18B0818	21-Feb-18	17:12:48
11	180221M1_13	ST180221M1-10 PFC CS7 18B0819	21-Feb-18	17:24:17
12	180221M1_14	IPA	21-Feb-18	17:35:46
13	180221M1_15	ICV180221M1-1 PFC ICV 18B0809	21-Feb-18	17:47:16
14	180221M1_16	IPA	21-Feb-18	17:58:45

Dataset: F:\Projects\PFAS.PRO\Results\180221M1\180221M1-CRV.qld

Last Altered: Thursday, February 22, 2018 11:04:24 Pacific Standard Time

Printed: Thursday, February 22, 2018 11:05:56 Pacific Standard Time

Method: F:\Projects\PFAS.PRO\MethDB\PFAS_FULL_80C_022118.mdb 22 Feb 2018 10:27:20

Calibration: F:\Projects\PFAS.PRO\CurveDB\C18_VAL-PFAS_Q4_02-21-18-FULL.cdb 22 Feb 2018 11:04:24

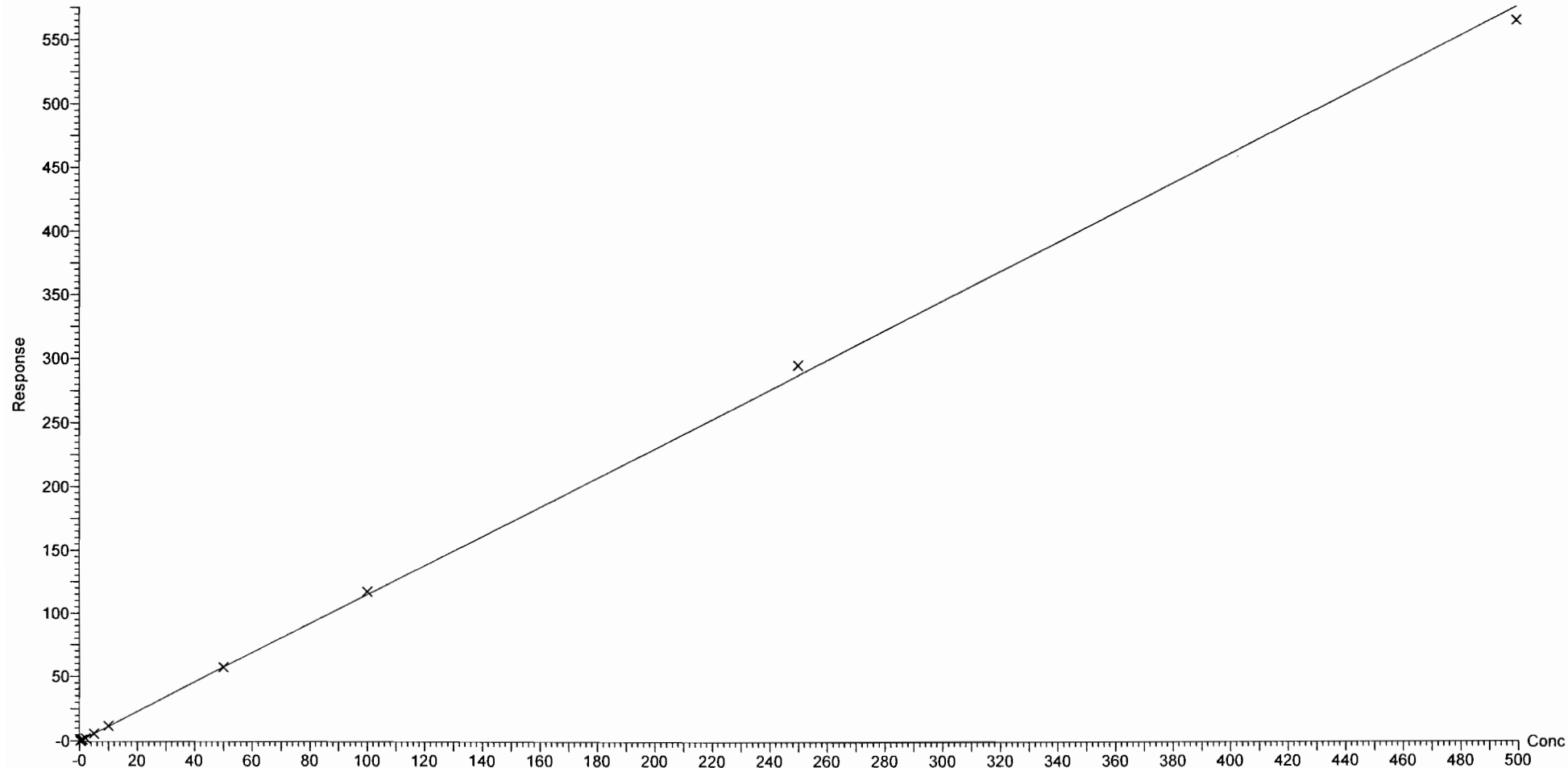
Compound name: PFBA

Correlation coefficient: $r = 0.999753$, $r^2 = 0.999505$

Calibration curve: $1.15009 * x + -0.0434126$

Response type: Internal Std (Ref 34), Area * (IS Conc. / IS Area)

Curve type: Linear, Origin: Include, Weighting: 1/x, Axis trans: None



Dataset: F:\Projects\PFAS.PRO\Results\180221M1\180221M1-CRV.qld

Last Altered: Thursday, February 22, 2018 11:04:24 Pacific Standard Time

Printed: Thursday, February 22, 2018 11:05:56 Pacific Standard Time

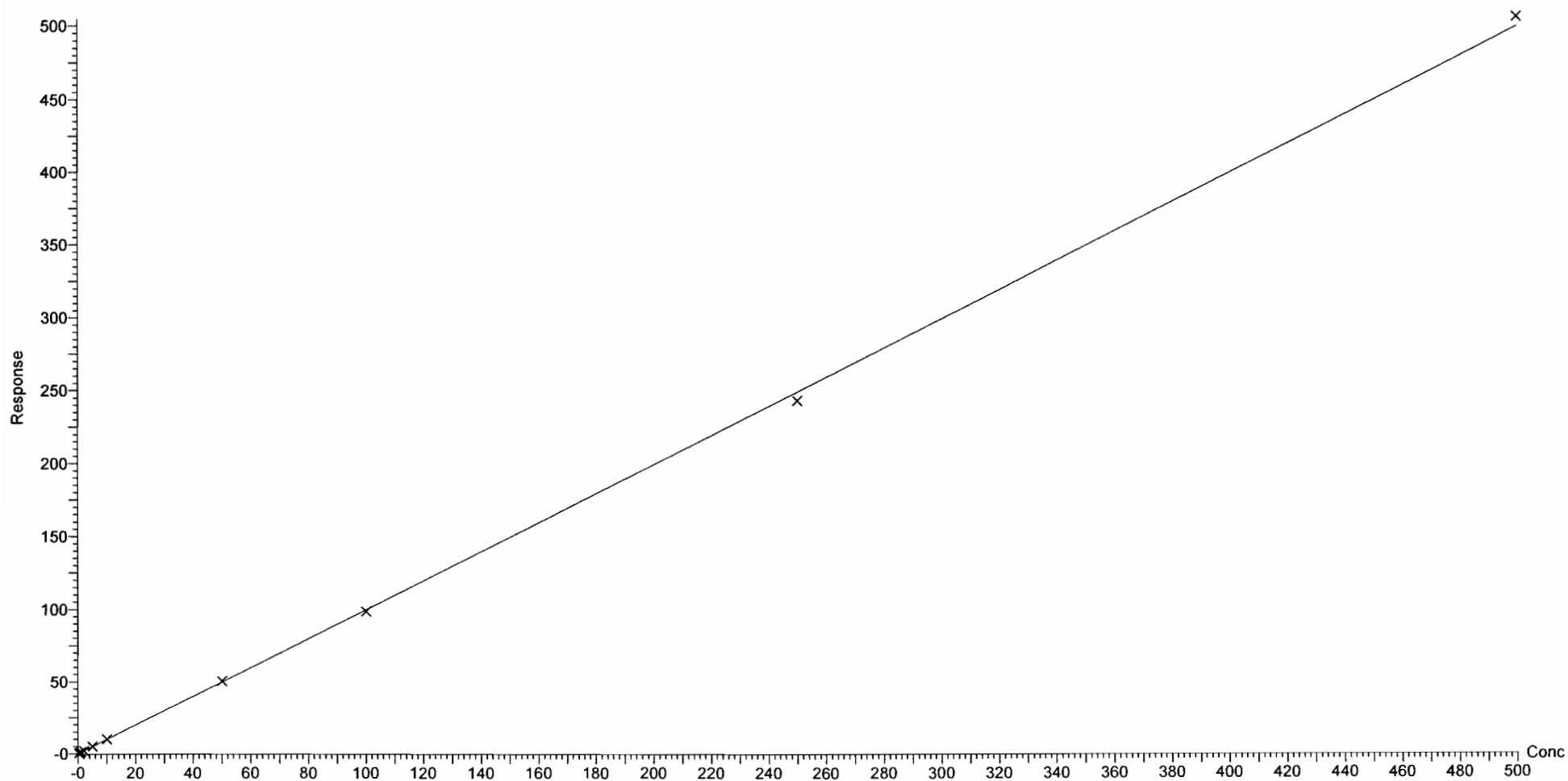
Compound name: PFPeA

Correlation coefficient: $r = 0.999840$, $r^2 = 0.999681$

Calibration curve: $0.99631 * x + 0.0146012$

Response type: Internal Std (Ref 35), Area * (IS Conc. / IS Area)

Curve type: Linear, Origin: Exclude, Weighting: 1/x, Axis trans: None



Dataset: F:\Projects\PFAS.PRO\Results\180221M1\180221M1-CRV.qld

Last Altered: Thursday, February 22, 2018 11:04:24 Pacific Standard Time

Printed: Thursday, February 22, 2018 11:05:56 Pacific Standard Time

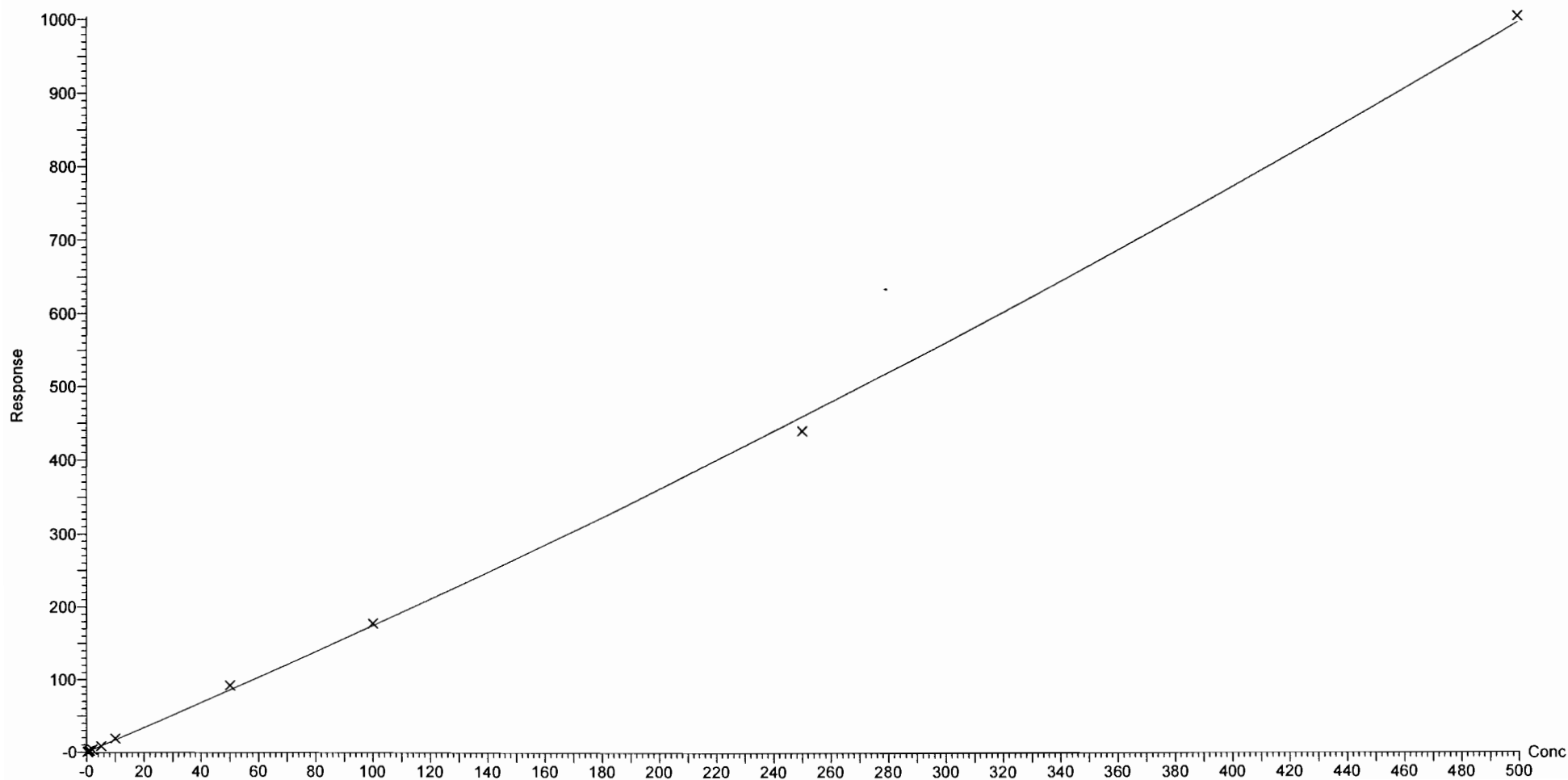
Compound name: PFBS

Coefficient of Determination: $R^2 = 0.999083$

Calibration curve: $0.000606242 * x^2 + 1.68658 * x + 0.0129676$

Response type: Internal Std (Ref 36), Area * (IS Conc. / IS Area)

Curve type: 2nd Order, Origin: Exclude, Weighting: 1/x, Axis trans: None



Dataset: F:\Projects\PFAS.PRO\Results\180221M1\180221M1-CRV.qld

Last Altered: Thursday, February 22, 2018 11:04:24 Pacific Standard Time

Printed: Thursday, February 22, 2018 11:05:56 Pacific Standard Time

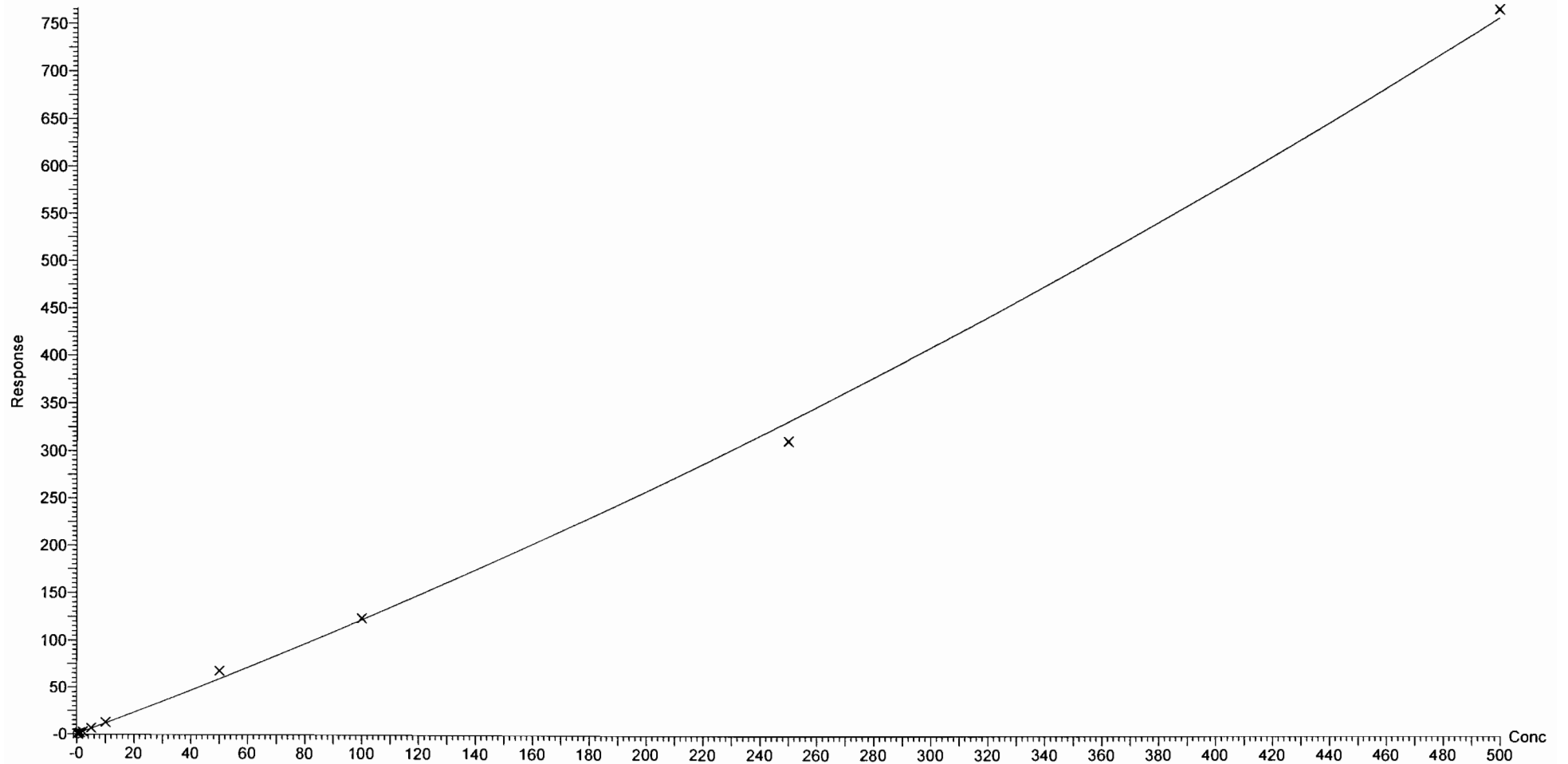
Compound name: 4:2 FTS

Coefficient of Determination: $R^2 = 0.998087$

Calibration curve: $0.000739901 * x^2 + 1.14343 * x + 0.326571$

Response type: Internal Std (Ref 36), Area * (IS Conc. / IS Area)

Curve type: 2nd Order, Origin: Exclude, Weighting: 1/x, Axis trans: None



Dataset: F:\Projects\PFAS.PRO\Results\180221M1\180221M1-CRV.qld

Last Altered: Thursday, February 22, 2018 11:04:24 Pacific Standard Time

Printed: Thursday, February 22, 2018 11:05:56 Pacific Standard Time

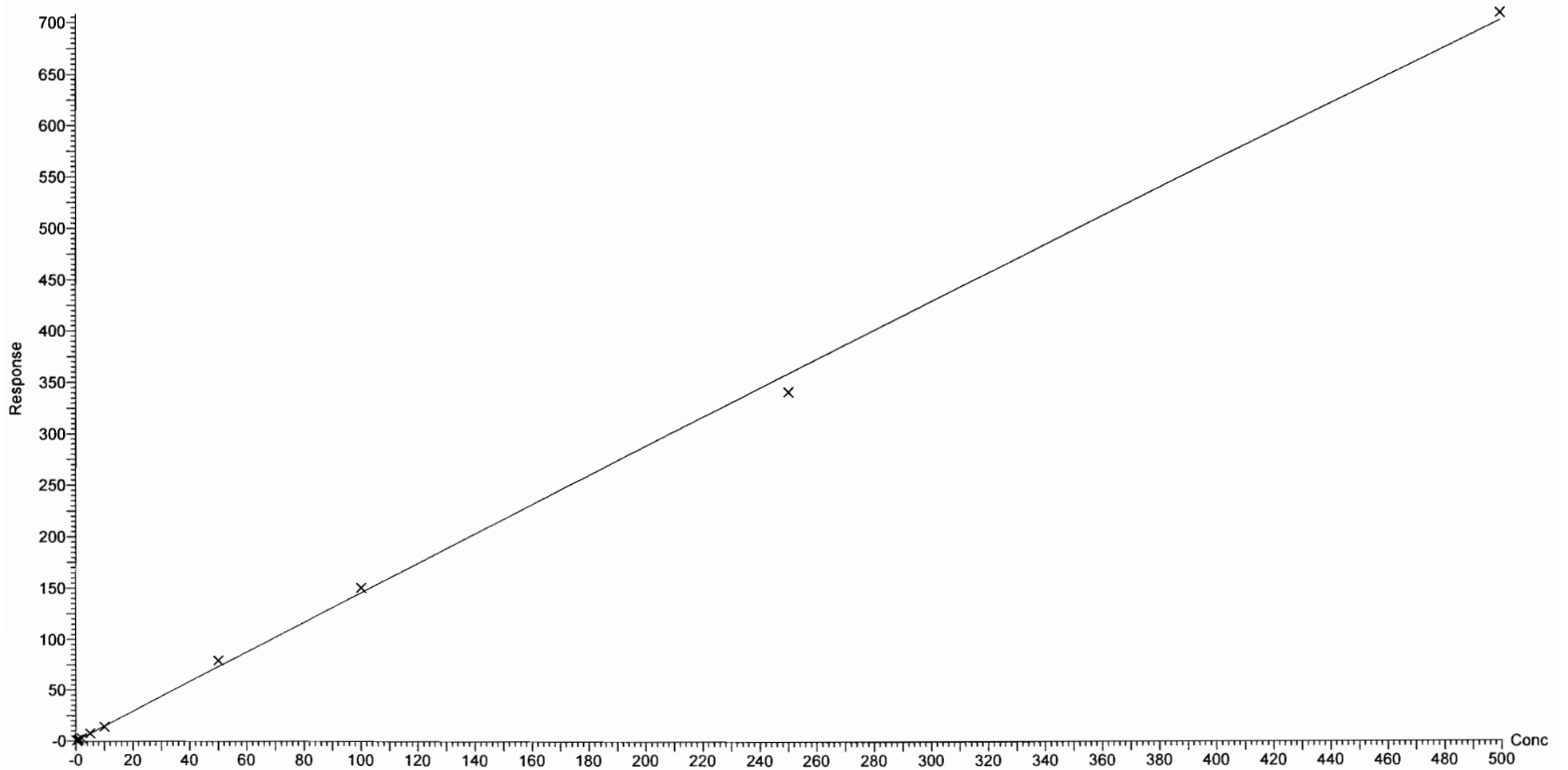
Compound name: PFHxA

Coefficient of Determination: $R^2 = 0.998706$

Calibration curve: $-0.000135275 * x^2 + 1.46917 * x + 0.0678337$

Response type: Internal Std (Ref 37), Area * (IS Conc. / IS Area)

Curve type: 2nd Order, Origin: Include, Weighting: 1/x, Axis trans: None



Dataset: F:\Projects\PFAS.PRO\Results\180221M1\180221M1-CRV.qld

Last Altered: Thursday, February 22, 2018 11:04:24 Pacific Standard Time

Printed: Thursday, February 22, 2018 11:05:56 Pacific Standard Time

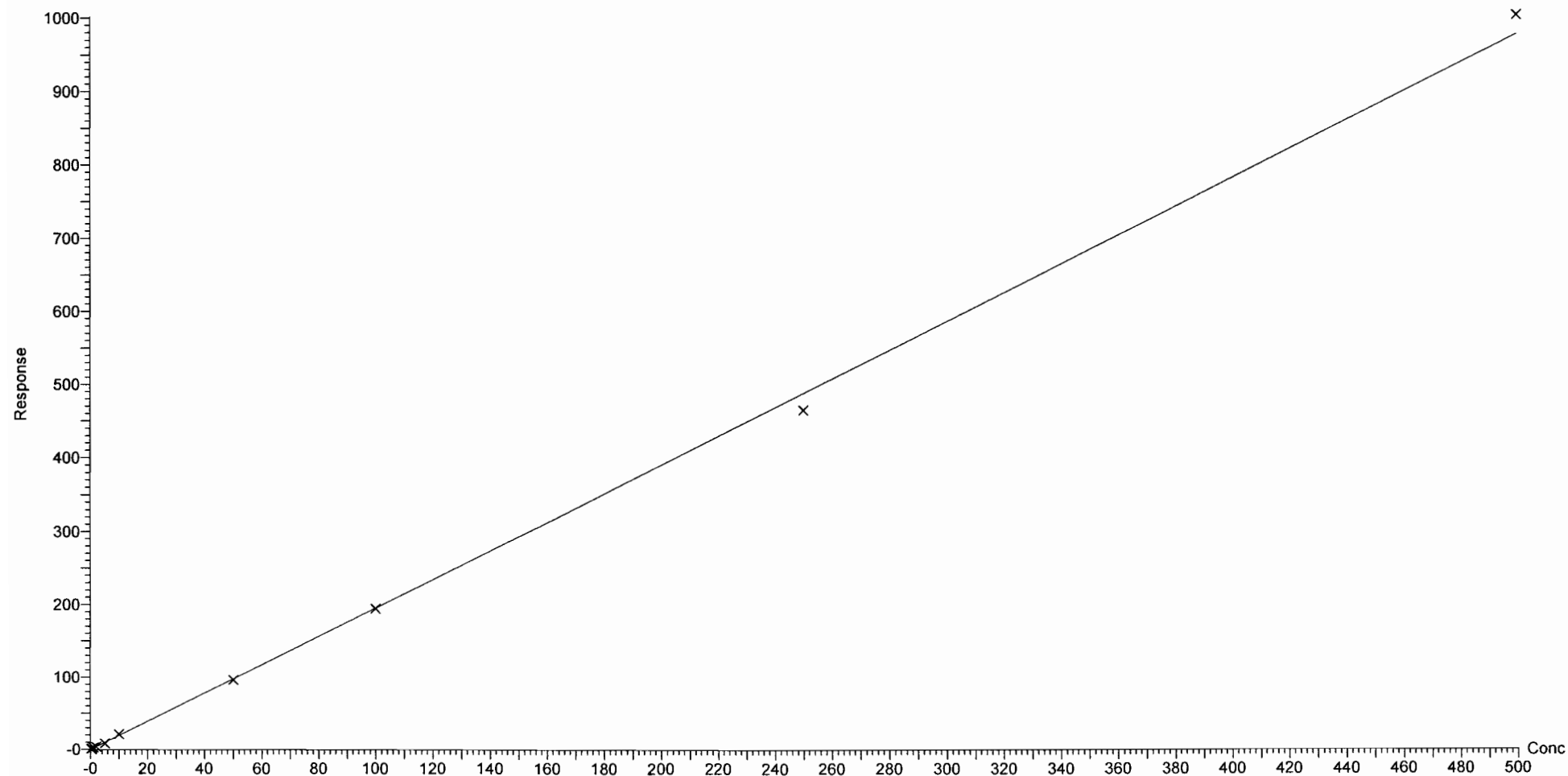
Compound name: PFPeS

Correlation coefficient: $r = 0.999358$, $r^2 = 0.998717$

Calibration curve: $1.95288 * x + -0.160257$

Response type: Internal Std (Ref 36), Area * (IS Conc. / IS Area)

Curve type: Linear, Origin: Exclude, Weighting: 1/x, Axis trans: None



Dataset: F:\Projects\PFAS.PRO\Results\180221M1\180221M1-CRV.qld

Last Altered: Thursday, February 22, 2018 11:04:24 Pacific Standard Time

Printed: Thursday, February 22, 2018 11:05:56 Pacific Standard Time

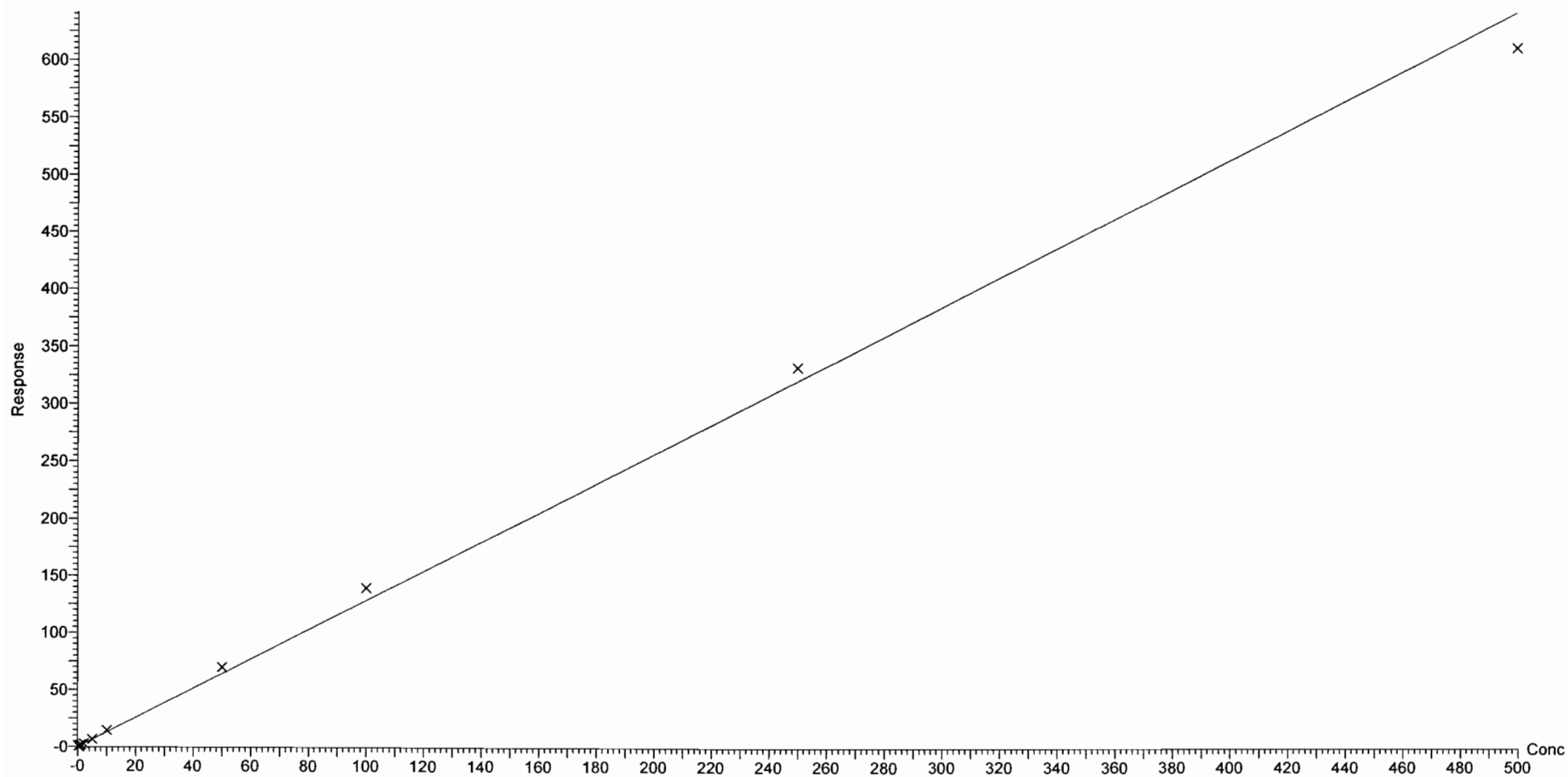
Compound name: PFHpA

Correlation coefficient: $r = 0.998450$, $r^2 = 0.996903$

Calibration curve: $1.282 * x + 0.145637$

Response type: Internal Std (Ref 38), Area * (IS Conc. / IS Area)

Curve type: Linear, Origin: Exclude, Weighting: 1/x, Axis trans: None



Dataset: F:\Projects\PFAS.PRO\Results\180221M1\180221M1-CRV.qld

Last Altered: Thursday, February 22, 2018 11:04:24 Pacific Standard Time

Printed: Thursday, February 22, 2018 11:05:56 Pacific Standard Time

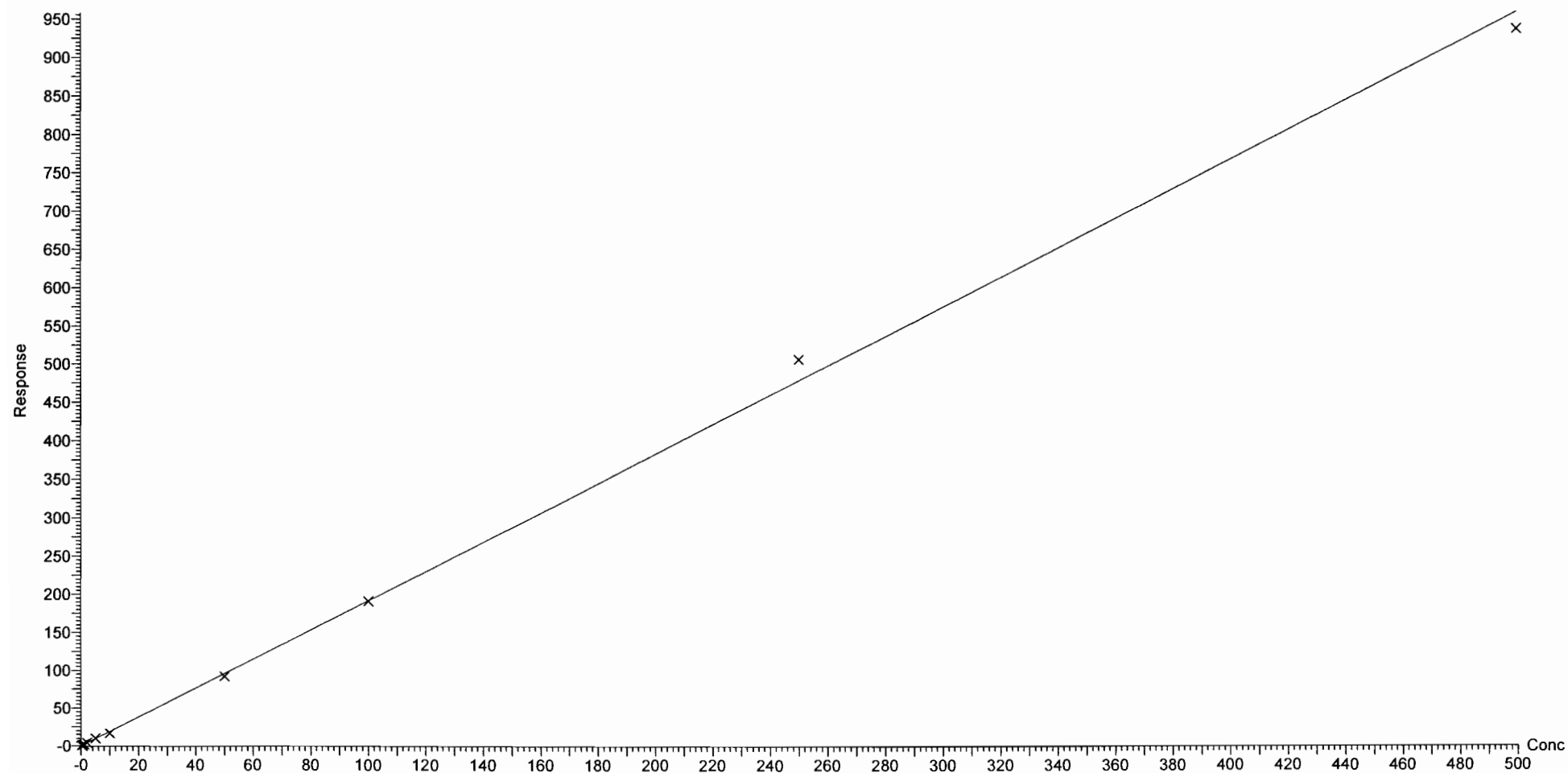
Compound name: L-PFHxS

Correlation coefficient: $r = 0.999252$, $r^2 = 0.998504$

Calibration curve: $1.91475 * x + -0.110109$

Response type: Internal Std (Ref 39), Area * (IS Conc. / IS Area)

Curve type: Linear, Origin: Exclude, Weighting: 1/x, Axis trans: None



Dataset: F:\Projects\PFAS.PRO\Results\180221M1\180221M1-CRV.qld

Last Altered: Thursday, February 22, 2018 11:04:24 Pacific Standard Time

Printed: Thursday, February 22, 2018 11:05:56 Pacific Standard Time

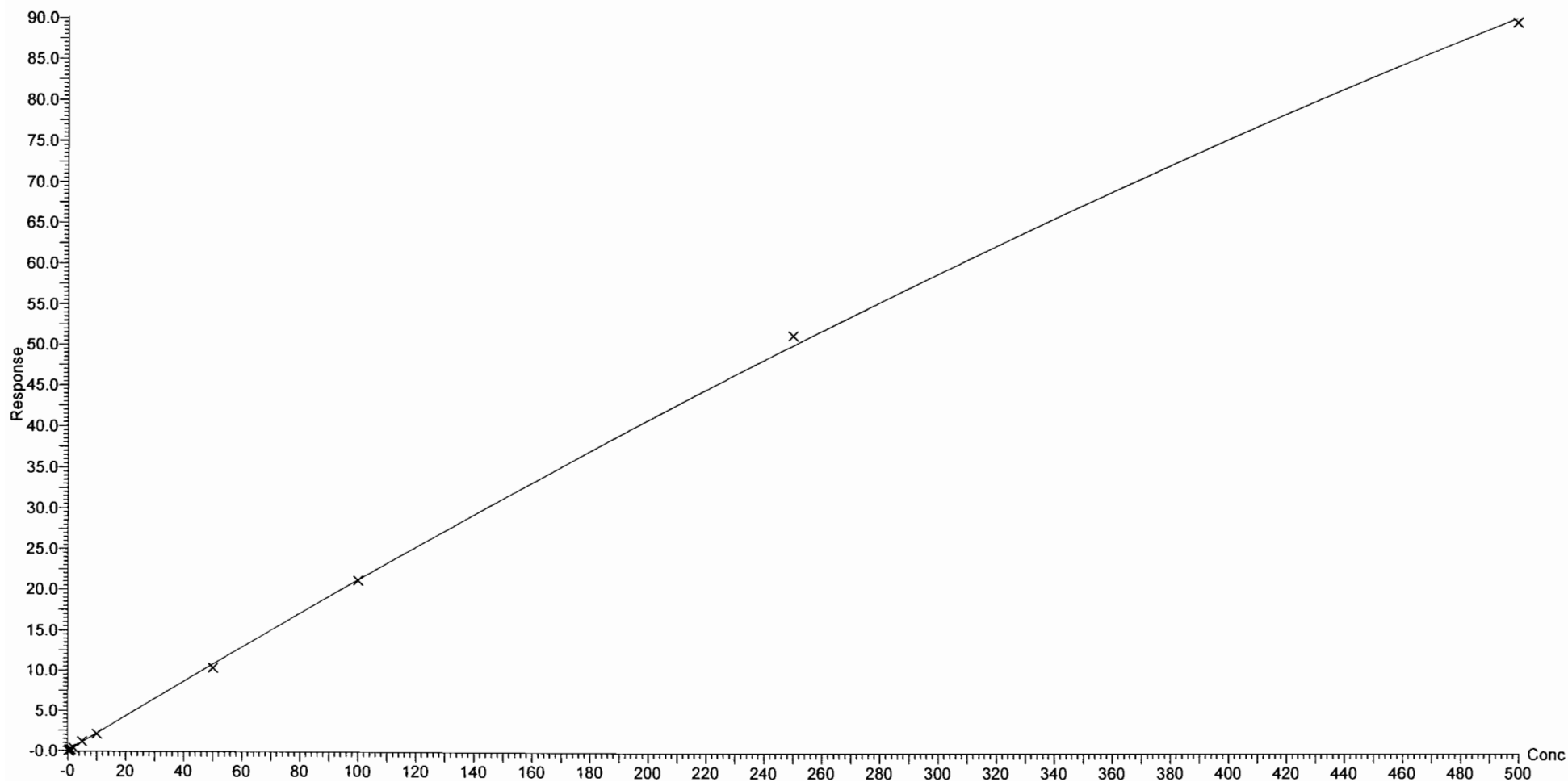
Compound name: 6:2 FTS

Coefficient of Determination: $R^2 = 0.999389$

Calibration curve: $-8.08821e-005 * x^2 + 0.220747 * x + -0.0163908$

Response type: Internal Std (Ref 40), Area * (IS Conc. / IS Area)

Curve type: 2nd Order, Origin: Include, Weighting: 1/x, Axis trans: None



Dataset: F:\Projects\PFAS.PRO\Results\180221M1\180221M1-CRV.qld

Last Altered: Thursday, February 22, 2018 11:04:24 Pacific Standard Time

Printed: Thursday, February 22, 2018 11:05:56 Pacific Standard Time

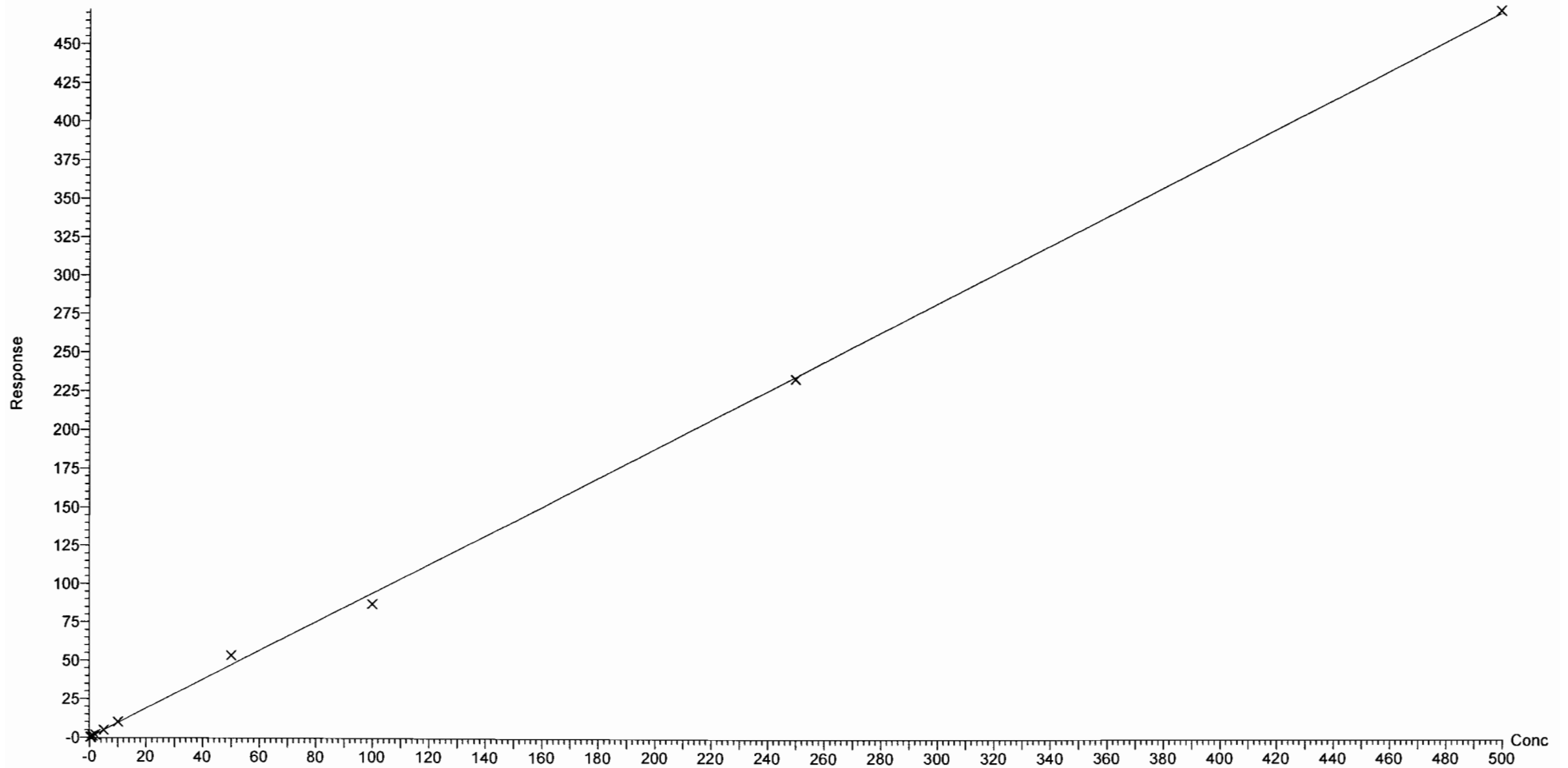
Compound name: L-PFOA

Correlation coefficient: $r = 0.999166$, $r^2 = 0.998333$

Calibration curve: $0.940333 * x + 0.0649829$

Response type: Internal Std (Ref 40), Area * (IS Conc. / IS Area)

Curve type: Linear, Origin: Exclude, Weighting: 1/x, Axis trans: None



Dataset: F:\Projects\PFAS.PRO\Results\180221M1\180221M1-CRV.qld

Last Altered: Thursday, February 22, 2018 11:04:24 Pacific Standard Time

Printed: Thursday, February 22, 2018 11:05:56 Pacific Standard Time

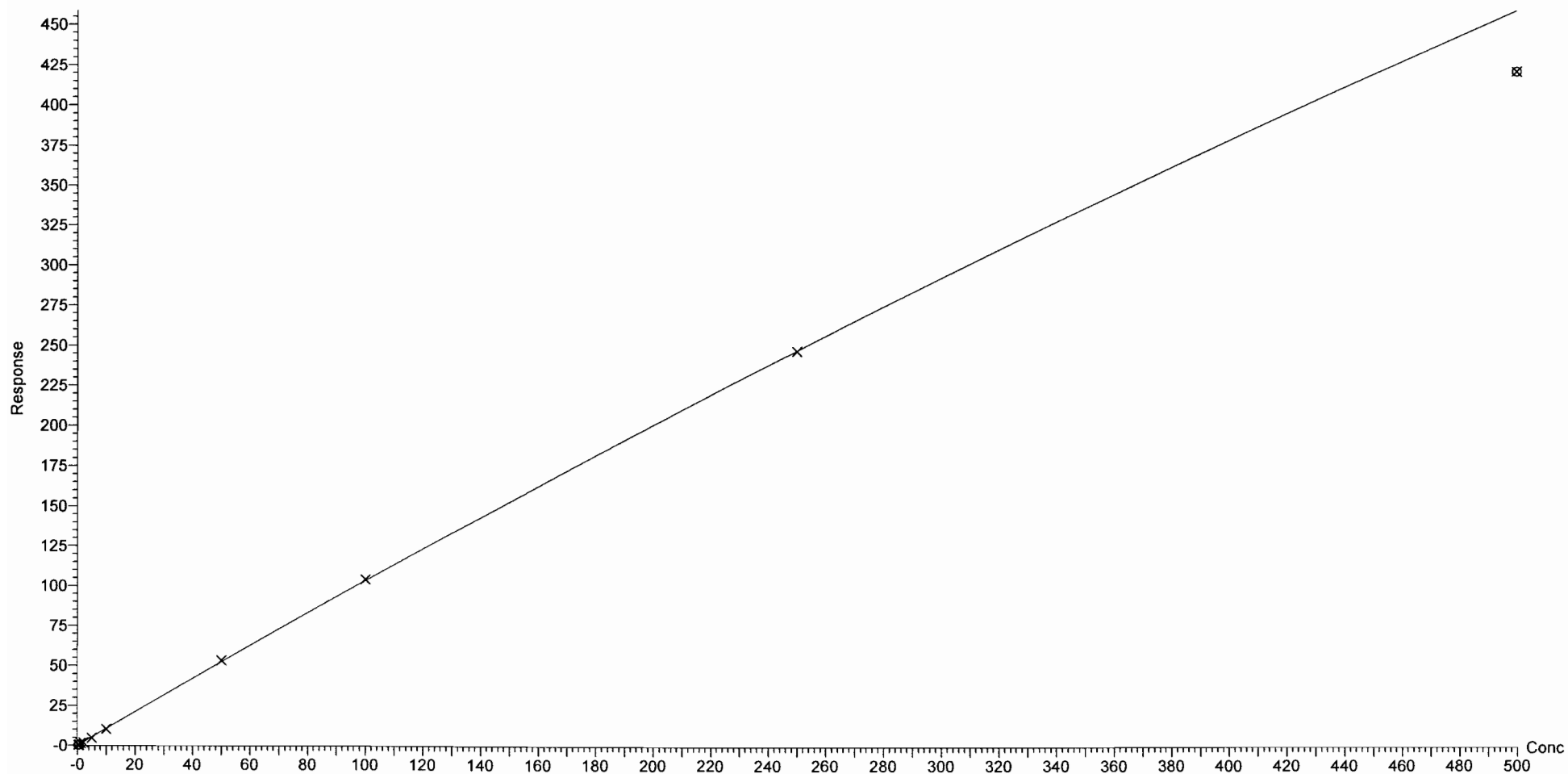
Compound name: PFHpS

Coefficient of Determination: $R^2 = 0.999319$

Calibration curve: $-0.000292046 * x^2 + 1.06296 * x + 0.0376986$

Response type: Internal Std (Ref 43), Area * (IS Conc. / IS Area)

Curve type: 2nd Order, Origin: Exclude, Weighting: 1/x, Axis trans: None



Dataset: F:\Projects\PFAS.PRO\Results\180221M1\180221M1-CRV.qld

Last Altered: Thursday, February 22, 2018 11:04:24 Pacific Standard Time

Printed: Thursday, February 22, 2018 11:05:56 Pacific Standard Time

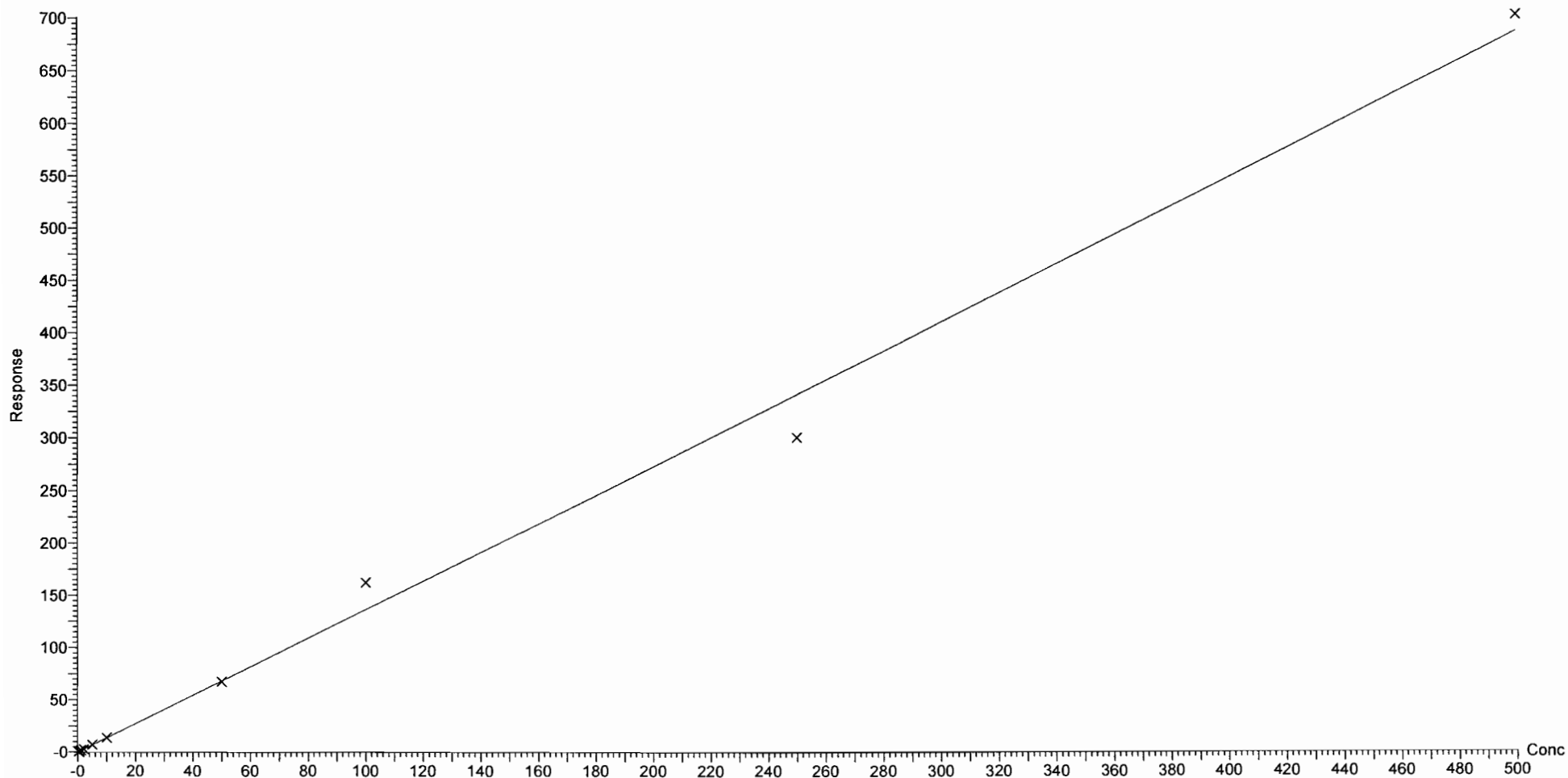
Compound name: PFNA

Coefficient of Determination: $R^2 = 0.991863$

Calibration curve: $2.59272e-005 * x^2 + 1.35784 * x + 0.0148274$

Response type: Internal Std (Ref 41), Area * (IS Conc. / IS Area)

Curve type: 2nd Order, Origin: Exclude, Weighting: 1/x, Axis trans: None



Dataset: F:\Projects\PFAS.PRO\Results\180221M1\180221M1-CRV.qld

Last Altered: Thursday, February 22, 2018 11:04:24 Pacific Standard Time

Printed: Thursday, February 22, 2018 11:05:56 Pacific Standard Time

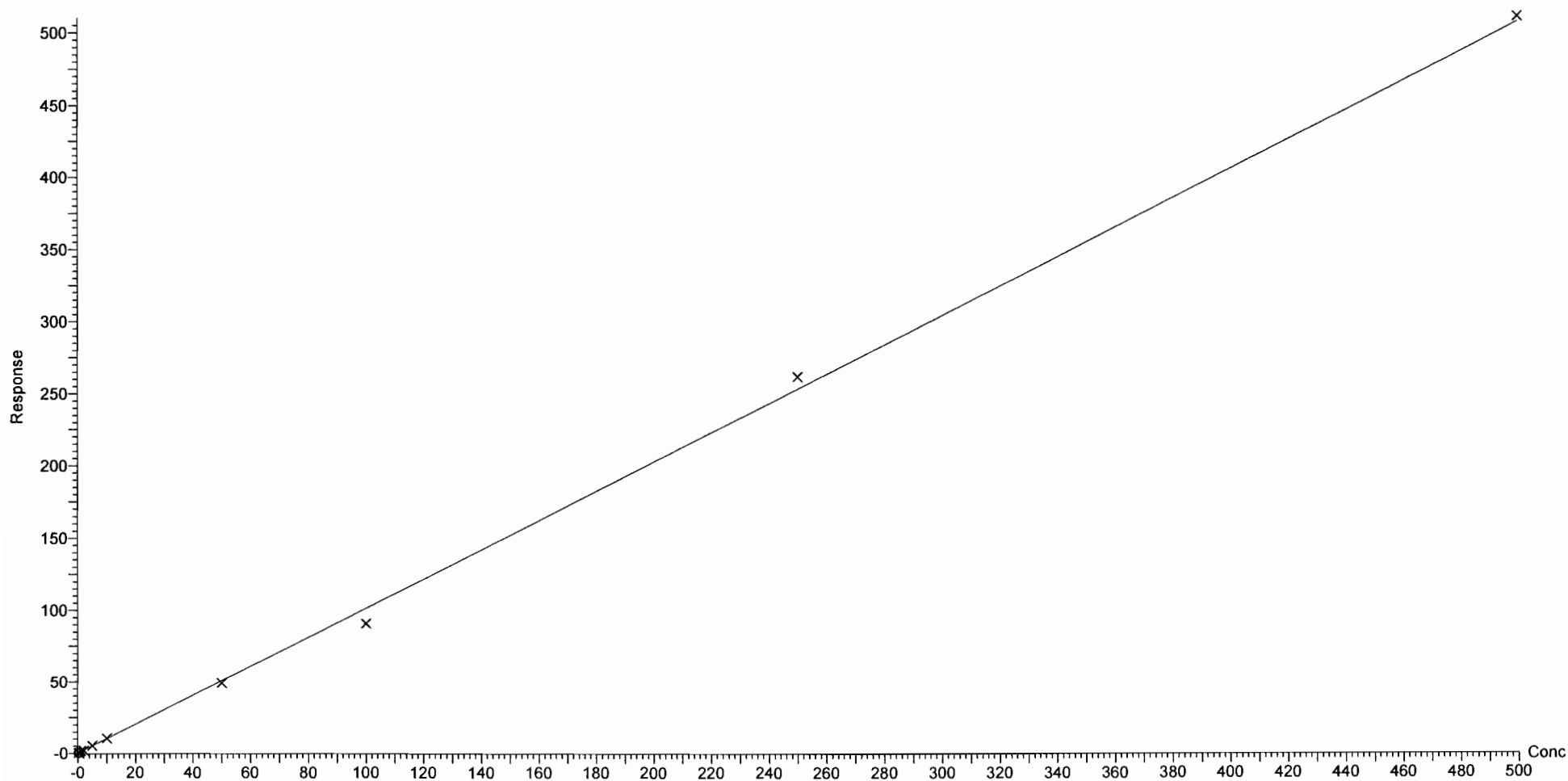
Compound name: PFOSA

Correlation coefficient: $r = 0.999105$, $r^2 = 0.998211$

Calibration curve: $1.01241 * x + 0.211516$

Response type: Internal Std (Ref 42), Area * (IS Conc. / IS Area)

Curve type: Linear, Origin: Exclude, Weighting: 1/x, Axis trans: None



Dataset: F:\Projects\PFAS.PRO\Results\180221M1\180221M1-CRV.qld

Last Altered: Thursday, February 22, 2018 11:04:24 Pacific Standard Time

Printed: Thursday, February 22, 2018 11:05:56 Pacific Standard Time

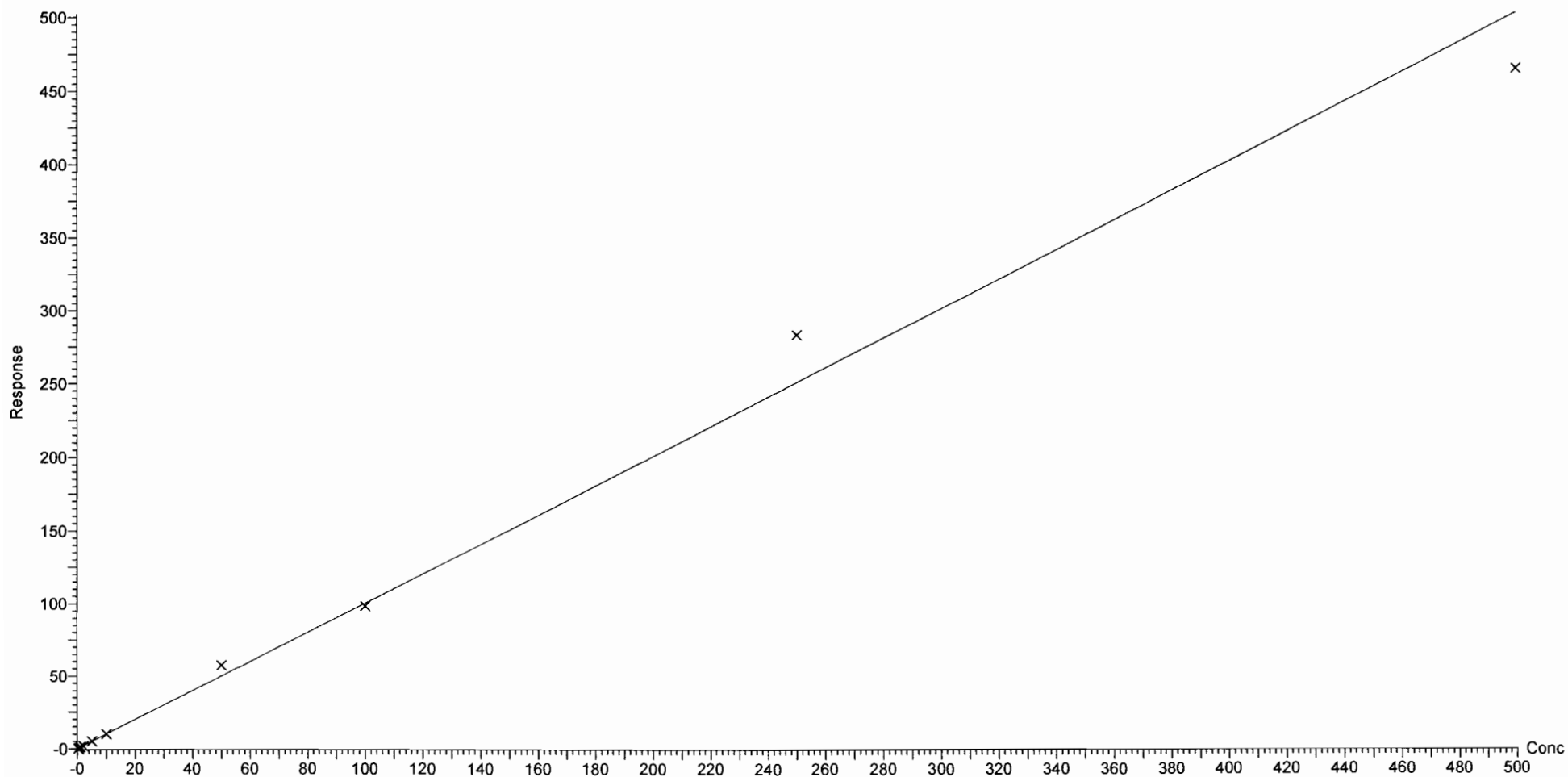
Compound name: L-PFOS

Correlation coefficient: $r = 0.995546$, $r^2 = 0.991112$

Calibration curve: $1.00443 * x + 0.0147798$

Response type: Internal Std (Ref 43), Area * (IS Conc. / IS Area)

Curve type: Linear, Origin: Exclude, Weighting: 1/x, Axis trans: None



Dataset: F:\Projects\PFAS.PRO\Results\180221M1\180221M1-CRV.qld

Last Altered: Thursday, February 22, 2018 11:04:24 Pacific Standard Time

Printed: Thursday, February 22, 2018 11:05:56 Pacific Standard Time

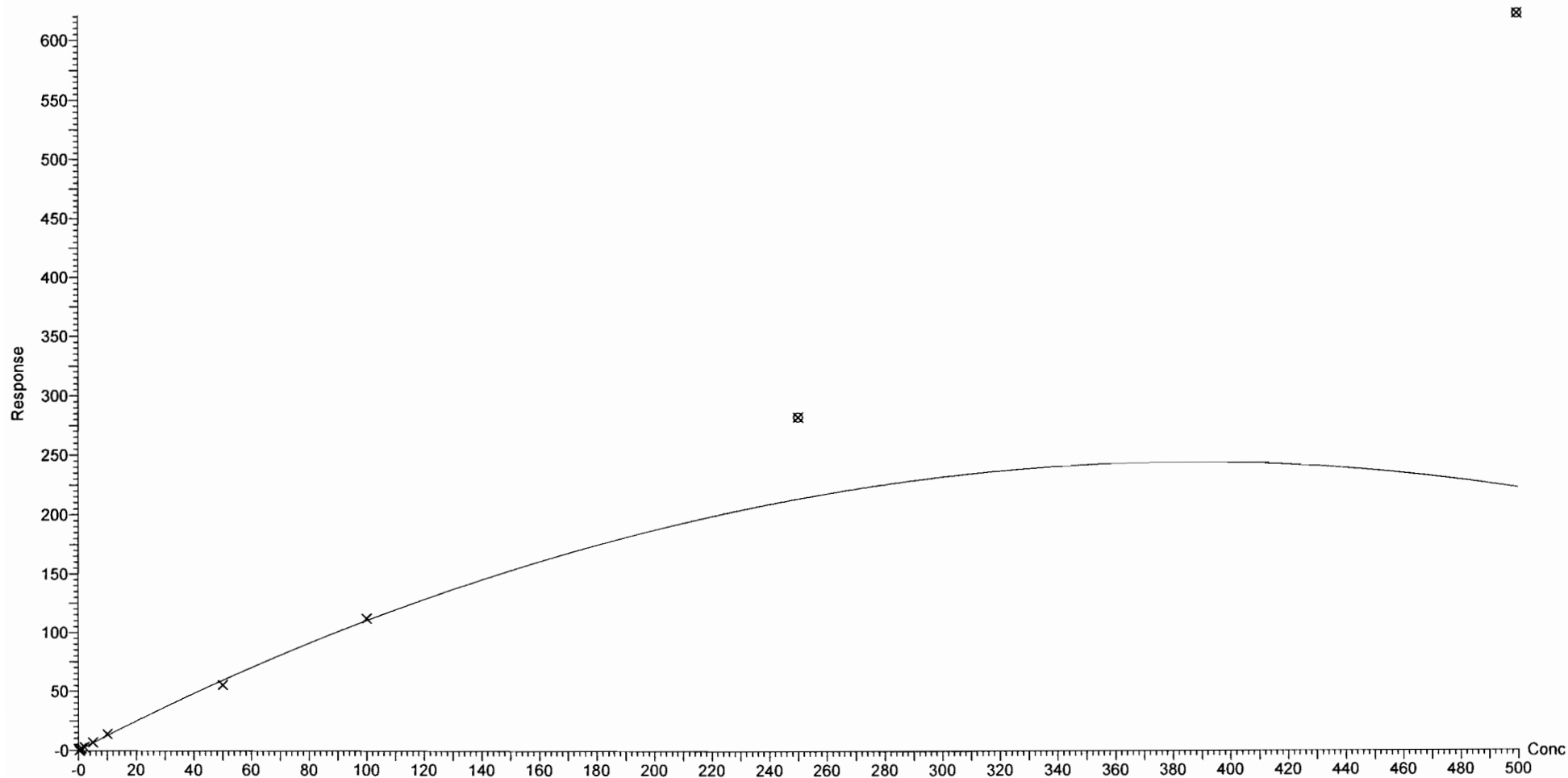
Compound name: PFDA

Coefficient of Determination: $R^2 = 0.996469$

Calibration curve: $-0.00164299 * x^2 + 1.2648 * x + 0.0882521$

Response type: Internal Std (Ref 44), Area * (IS Conc. / IS Area)

Curve type: 2nd Order, Origin: Exclude, Weighting: 1/x, Axis trans: None



Dataset: F:\Projects\PFAS.PRO\Results\180221M1\180221M1-CRV.qld

Last Altered: Thursday, February 22, 2018 11:04:24 Pacific Standard Time

Printed: Thursday, February 22, 2018 11:05:56 Pacific Standard Time

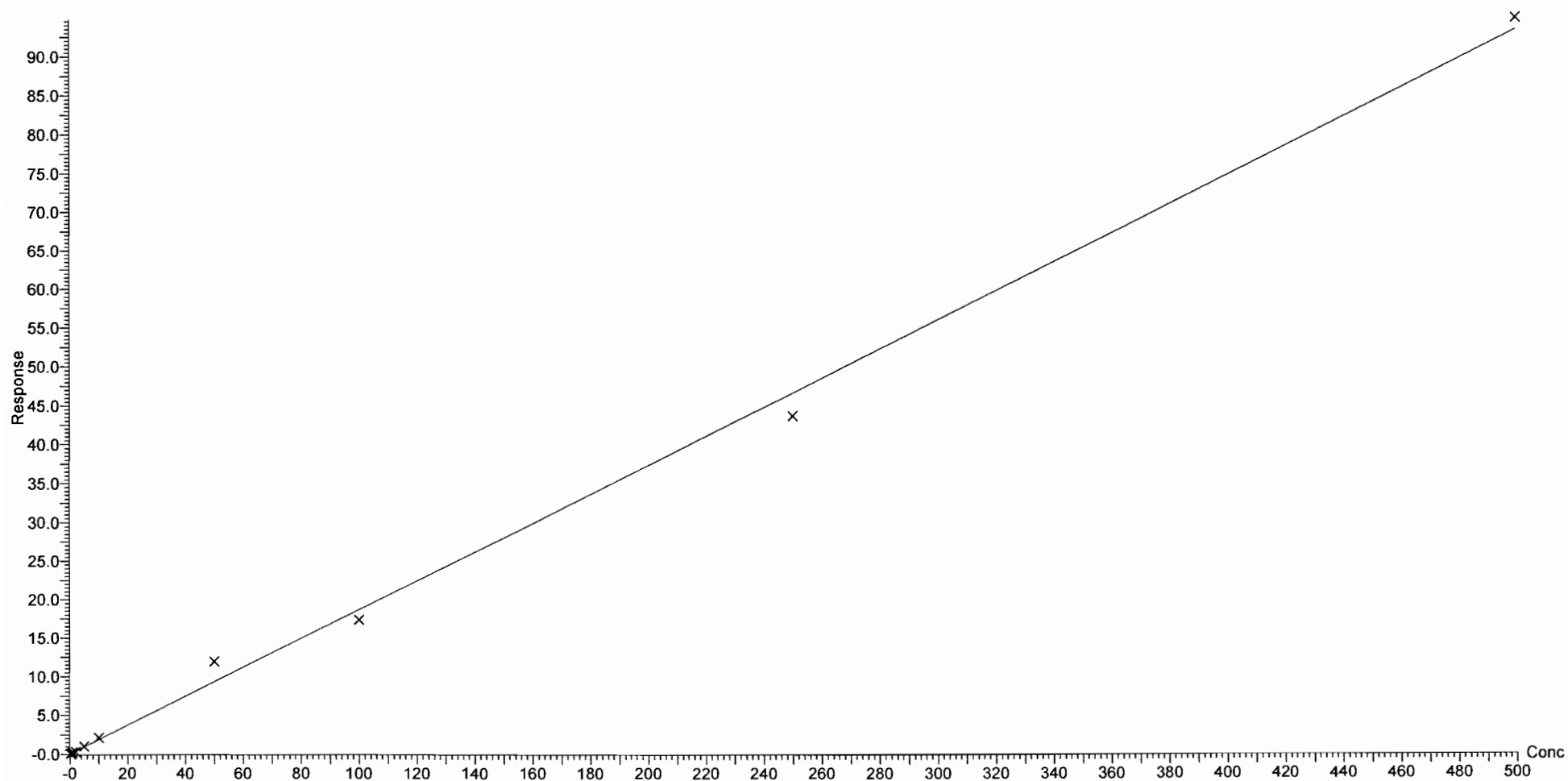
Compound name: 8:2 FTS

Coefficient of Determination: $R^2 = 0.993542$

Calibration curve: $-7.62702e-007 * x^2 + 0.186803 * x + 0.018691$

Response type: Internal Std (Ref 40), Area * (IS Conc. / IS Area)

Curve type: 2nd Order, Origin: Include, Weighting: 1/x, Axis trans: None



Dataset: F:\Projects\PFAS.PRO\Results\180221M1\180221M1-CRV.qld

Last Altered: Thursday, February 22, 2018 11:04:24 Pacific Standard Time

Printed: Thursday, February 22, 2018 11:05:56 Pacific Standard Time

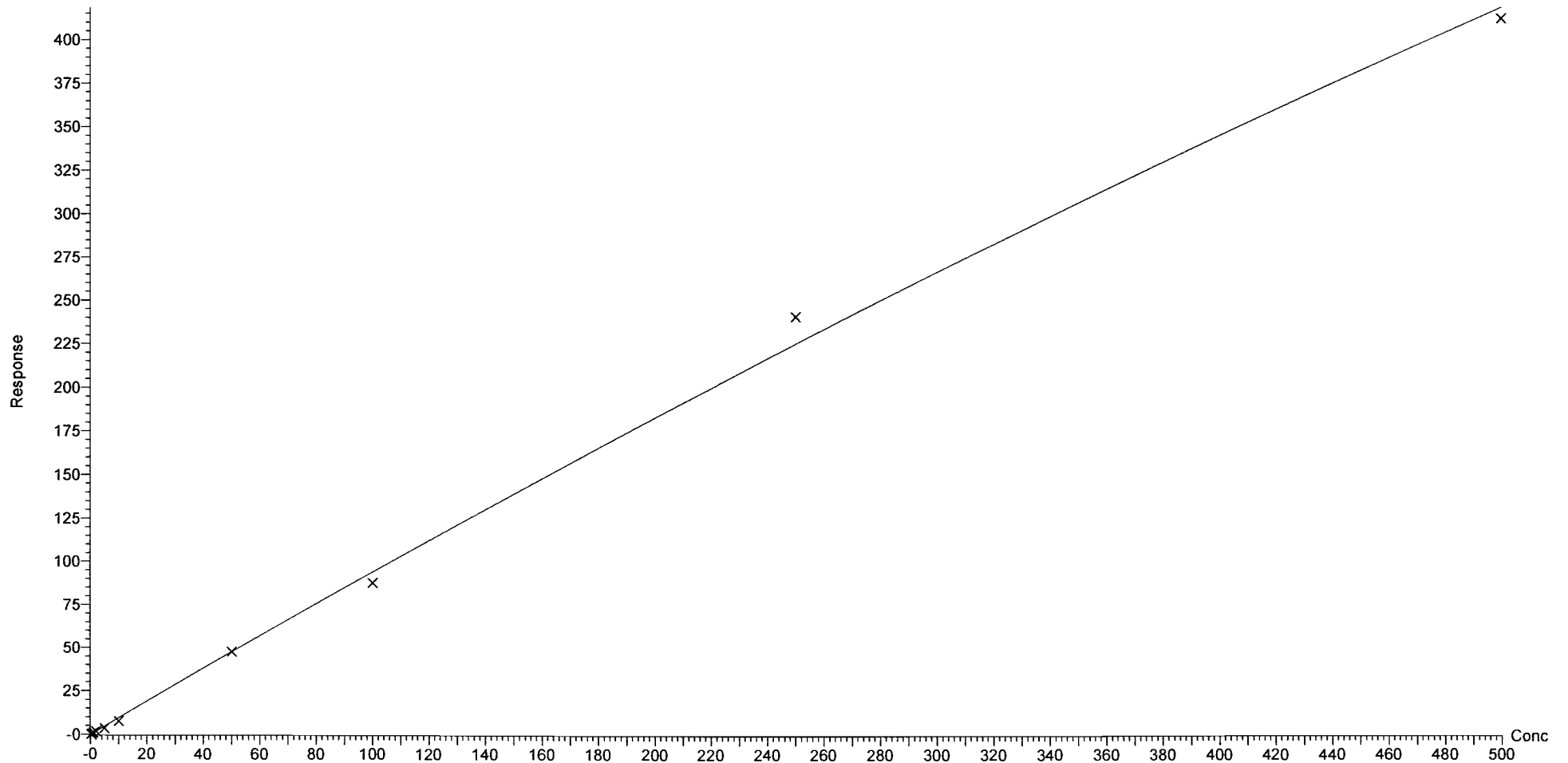
Compound name: PFNS

Coefficient of Determination: $R^2 = 0.996995$

Calibration curve: $-0.000264156 * x^2 + 0.968648 * x + -0.161895$

Response type: Internal Std (Ref 43), Area * (IS Conc. / IS Area)

Curve type: 2nd Order, Origin: Exclude, Weighting: 1/x, Axis trans: None



Dataset: F:\Projects\PFAS.PRO\Results\180221M1\180221M1-CRV.qld

Last Altered: Thursday, February 22, 2018 11:04:24 Pacific Standard Time

Printed: Thursday, February 22, 2018 11:05:56 Pacific Standard Time

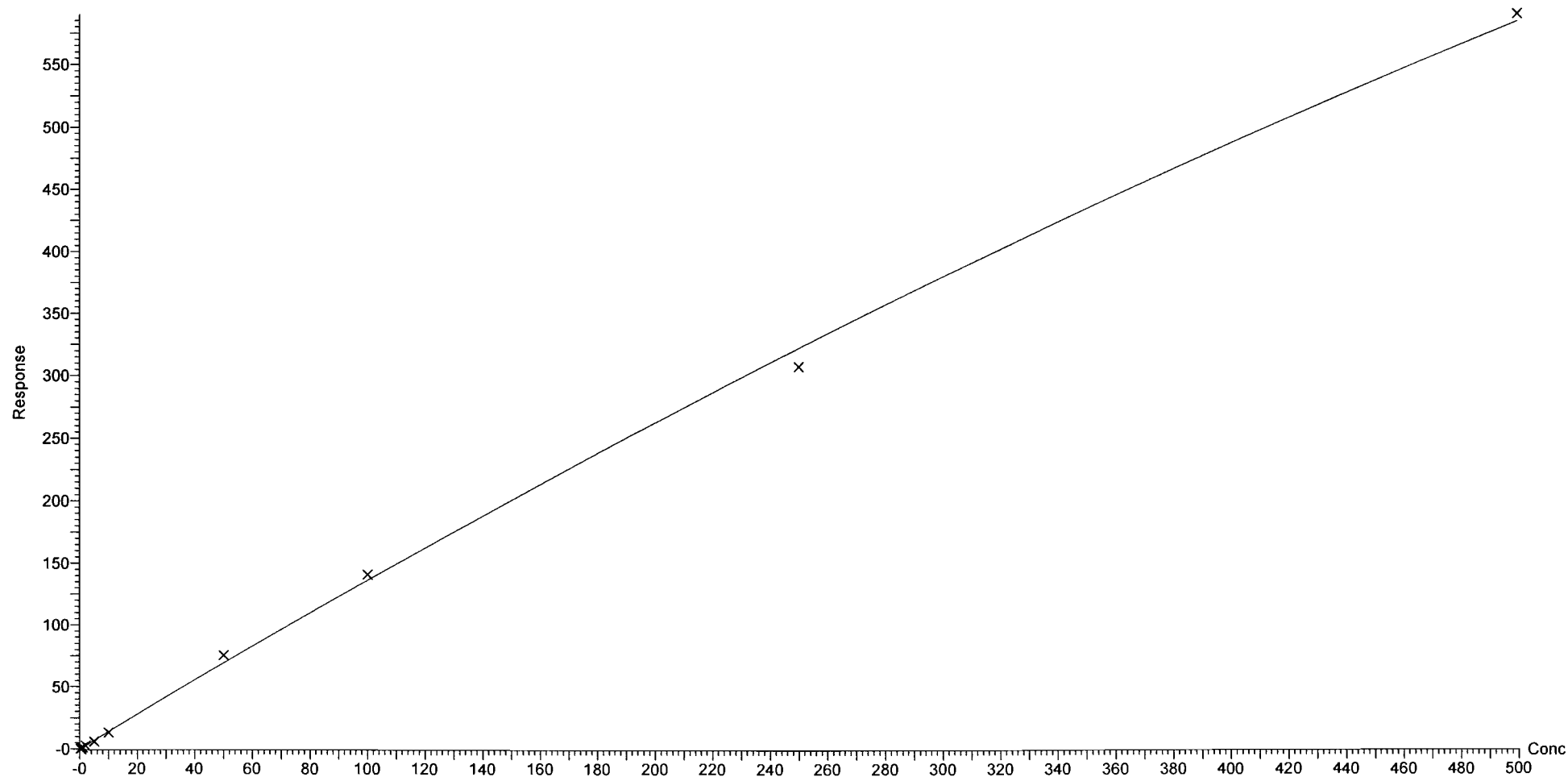
Compound name: N-MeFOSAA

Coefficient of Determination: $R^2 = 0.998351$

Calibration curve: $-0.000492488 * x^2 + 1.41361 * x - 0.117779$

Response type: Internal Std (Ref 45), Area * (IS Conc. / IS Area)

Curve type: 2nd Order, Origin: Include, Weighting: 1/x, Axis trans: None



Dataset: F:\Projects\PFAS.PRO\Results\180221M1\180221M1-CRV.qld

Last Altered: Thursday, February 22, 2018 11:04:24 Pacific Standard Time

Printed: Thursday, February 22, 2018 11:05:56 Pacific Standard Time

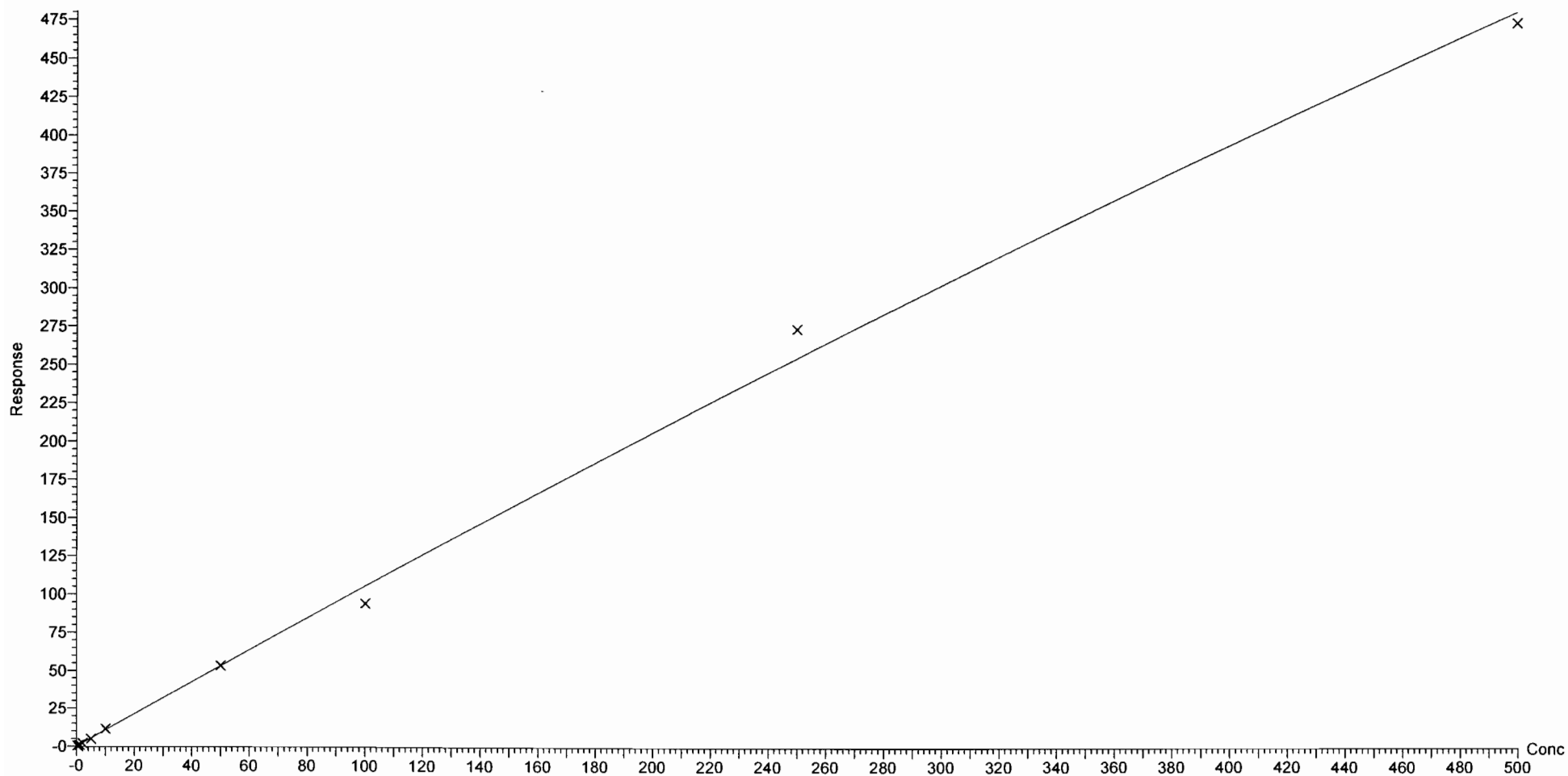
Compound name: N-EtFOSAA

Coefficient of Determination: $R^2 = 0.996579$

Calibration curve: $-0.000238627 * x^2 + 1.07994 * x + -0.0712979$

Response type: Internal Std (Ref 46), Area * (IS Conc. / IS Area)

Curve type: 2nd Order, Origin: Include, Weighting: 1/x, Axis trans: None



Dataset: F:\Projects\PFAS.PRO\Results\180221M1\180221M1-CRV.qld

Last Altered: Thursday, February 22, 2018 11:04:24 Pacific Standard Time

Printed: Thursday, February 22, 2018 11:05:56 Pacific Standard Time

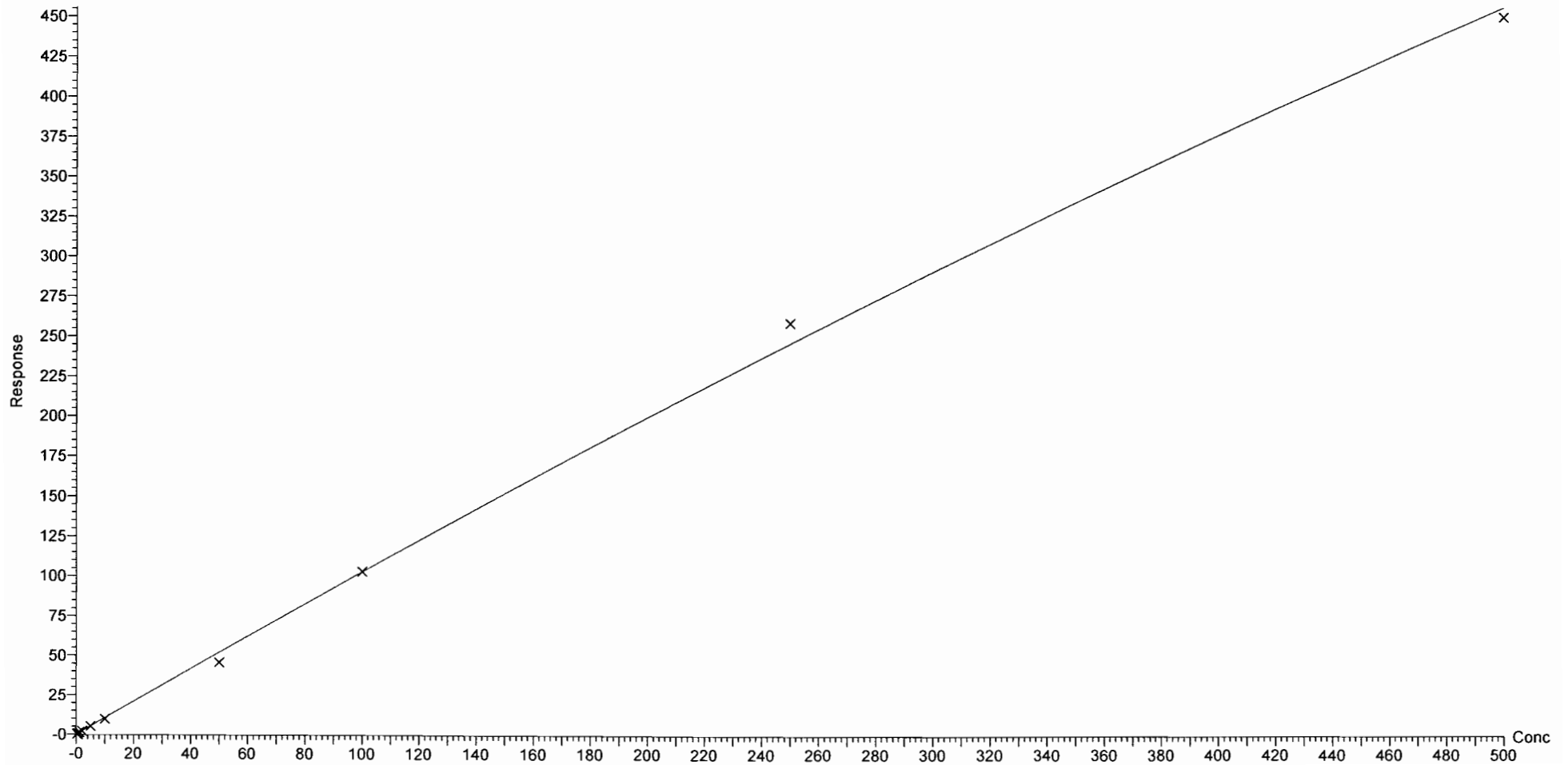
Compound name: PFUdA

Coefficient of Determination: $R^2 = 0.997898$

Calibration curve: $-0.000292867 * x^2 + 1.05755 * x + -0.00818396$

Response type: Internal Std (Ref 47), Area * (IS Conc. / IS Area)

Curve type: 2nd Order, Origin: Exclude, Weighting: 1/x, Axis trans: None



Dataset: F:\Projects\PFAS.PRO\Results\180221M1\180221M1-CRV.qld

Last Altered: Thursday, February 22, 2018 11:04:24 Pacific Standard Time

Printed: Thursday, February 22, 2018 11:05:56 Pacific Standard Time

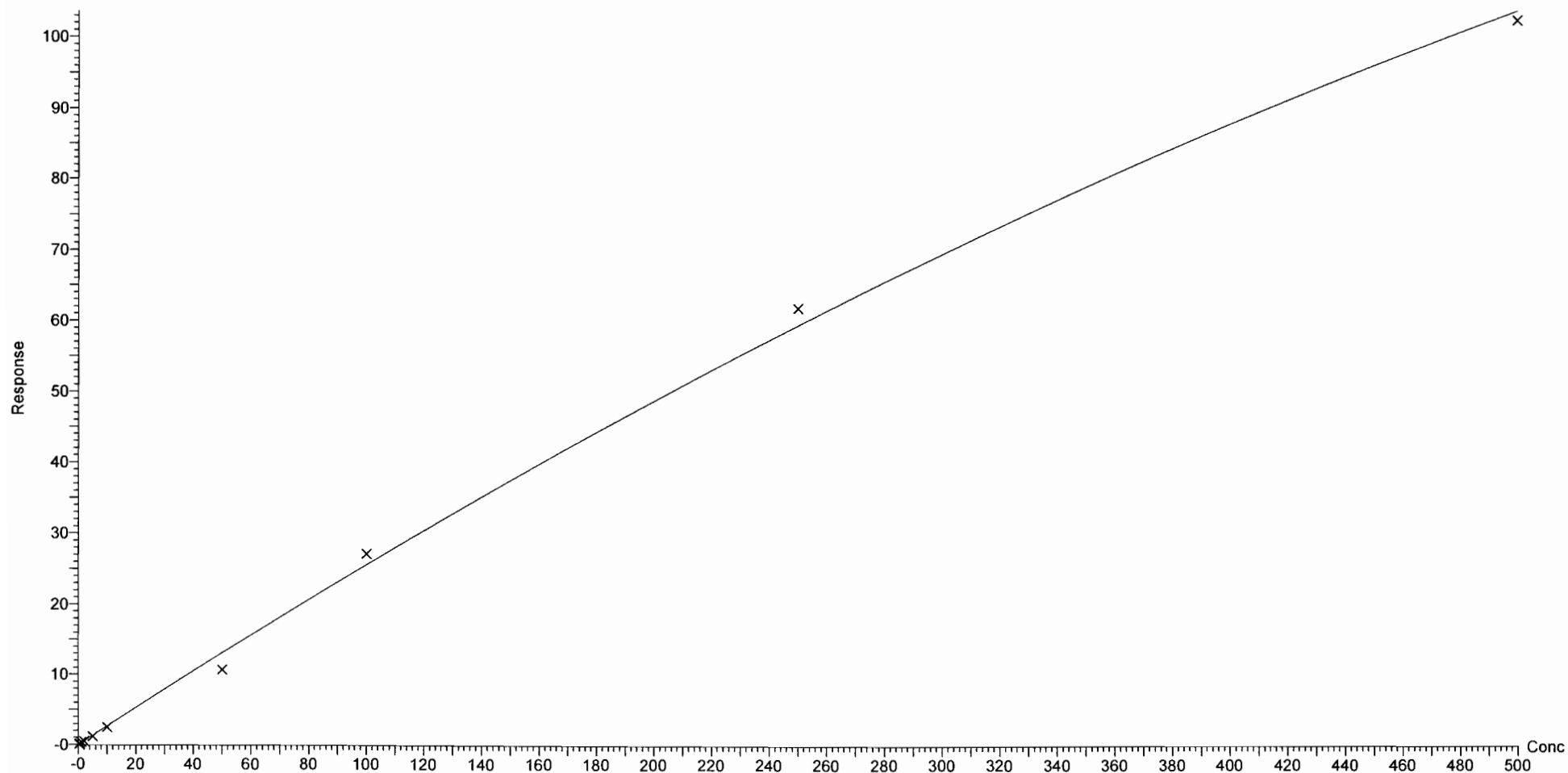
Compound name: PFDS

Coefficient of Determination: $R^2 = 0.996083$

Calibration curve: $-0.000122242 * x^2 + 0.268366 * x - 0.0109634$

Response type: Internal Std (Ref 47), Area * (IS Conc. / IS Area)

Curve type: 2nd Order, Origin: Exclude, Weighting: 1/x, Axis trans: None



Dataset: F:\Projects\PFAS.PRO\Results\180221M1\180221M1-CRV.qld

Last Altered: Thursday, February 22, 2018 11:04:24 Pacific Standard Time

Printed: Thursday, February 22, 2018 11:05:56 Pacific Standard Time

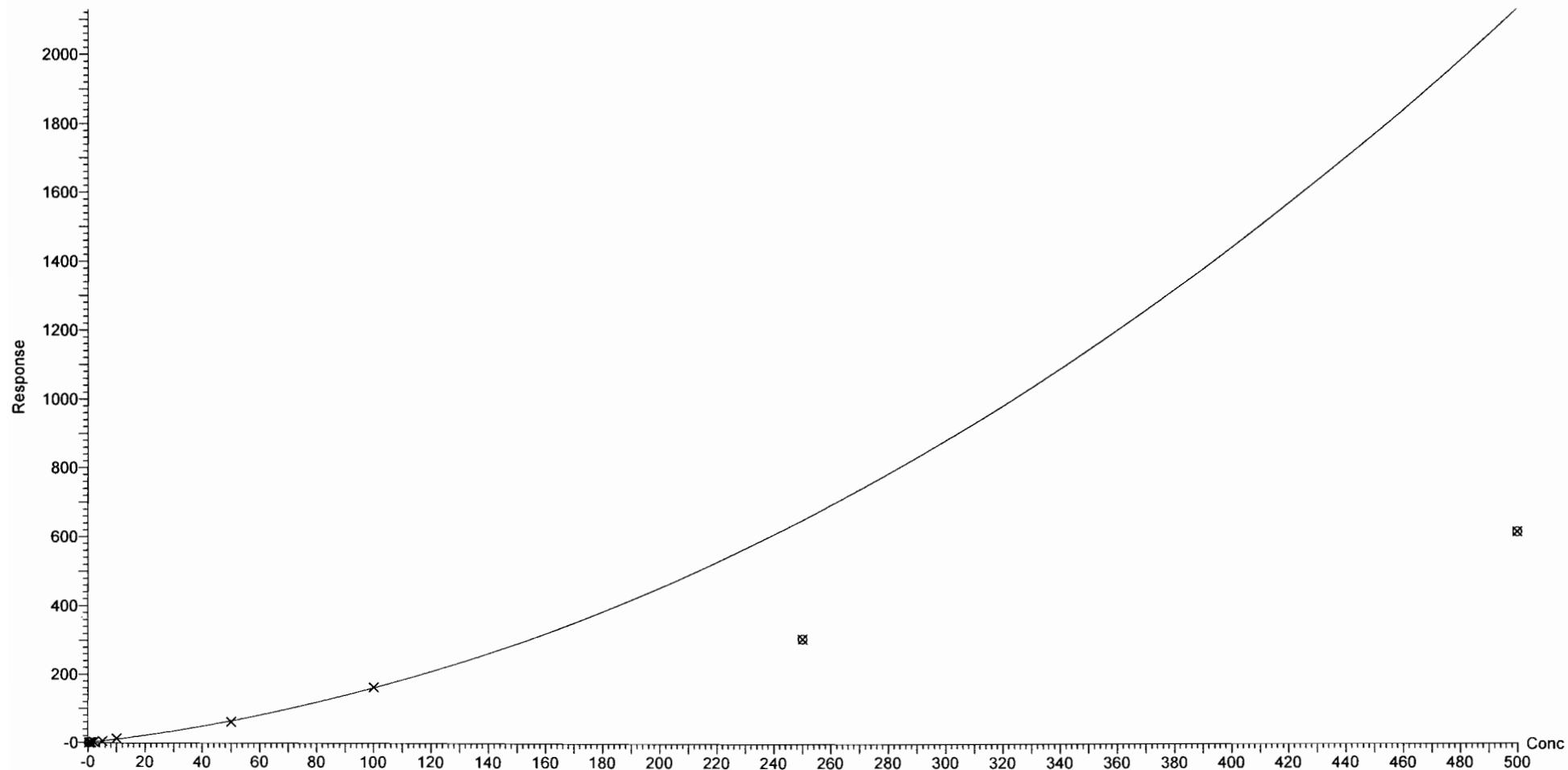
Compound name: PFDoA

Coefficient of Determination: $R^2 = 0.997683$

Calibration curve: $0.00660461 * x^2 + 0.954531 * x + 0.0304794$

Response type: Internal Std (Ref 48), Area * (IS Conc. / IS Area)

Curve type: 2nd Order, Origin: Exclude, Weighting: 1/x, Axis trans: None

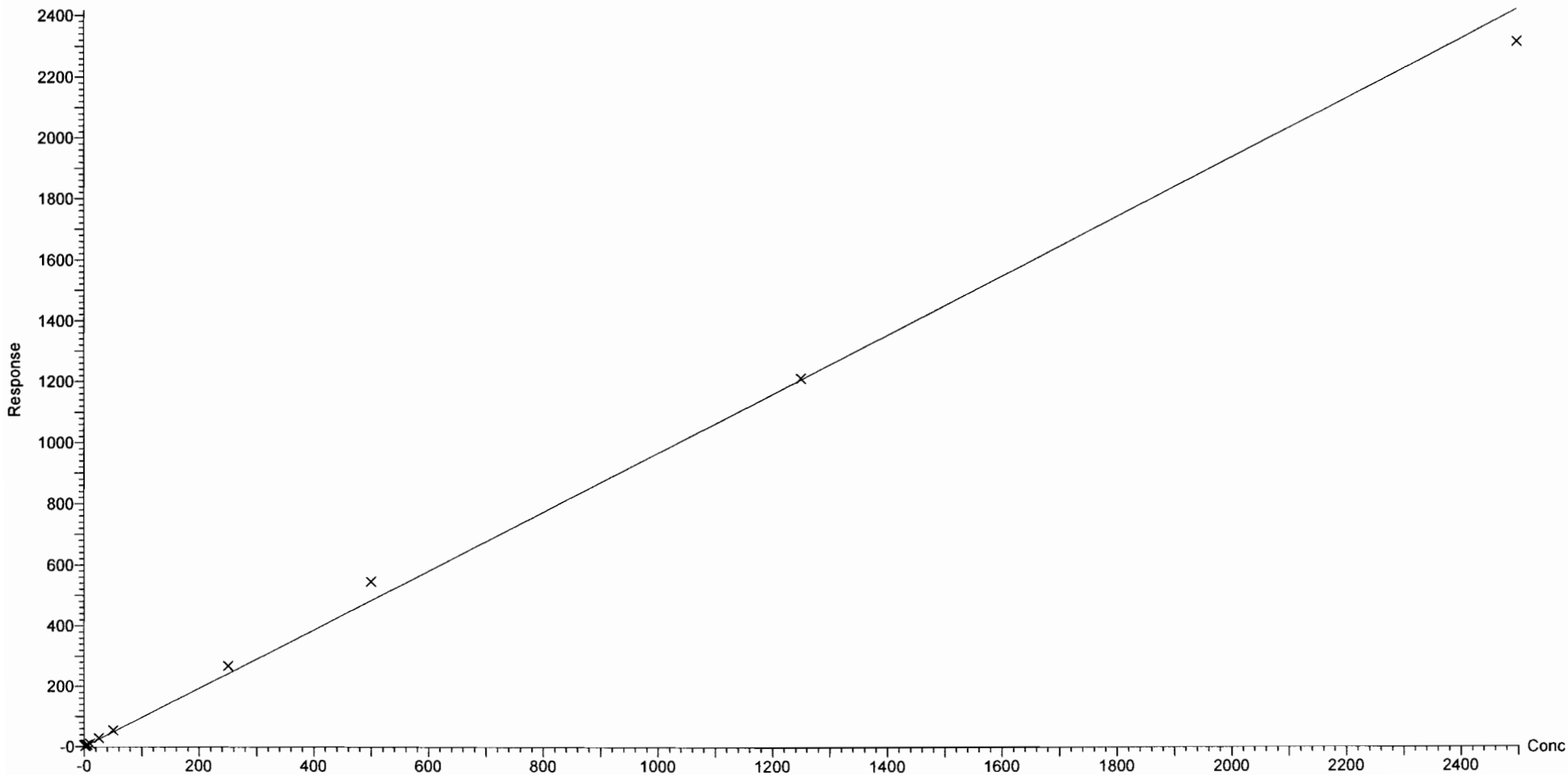


Dataset: F:\Projects\PFAS.PRO\Results\180221M1\180221M1-CRV.qld

Last Altered: Thursday, February 22, 2018 11:04:24 Pacific Standard Time

Printed: Thursday, February 22, 2018 11:05:56 Pacific Standard Time

Compound name: N-MeFOSA
Correlation coefficient: $r = 0.998061$, $r^2 = 0.996125$
Calibration curve: $0.965882 * x + 0.462407$
Response type: Internal Std (Ref 49), Area * (IS Conc. / IS Area)
Curve type: Linear, Origin: Include, Weighting: 1/x, Axis trans: None



Dataset: F:\Projects\PFAS.PRO\Results\180221M1\180221M1-CRV.qld

Last Altered: Thursday, February 22, 2018 11:04:24 Pacific Standard Time

Printed: Thursday, February 22, 2018 11:05:56 Pacific Standard Time

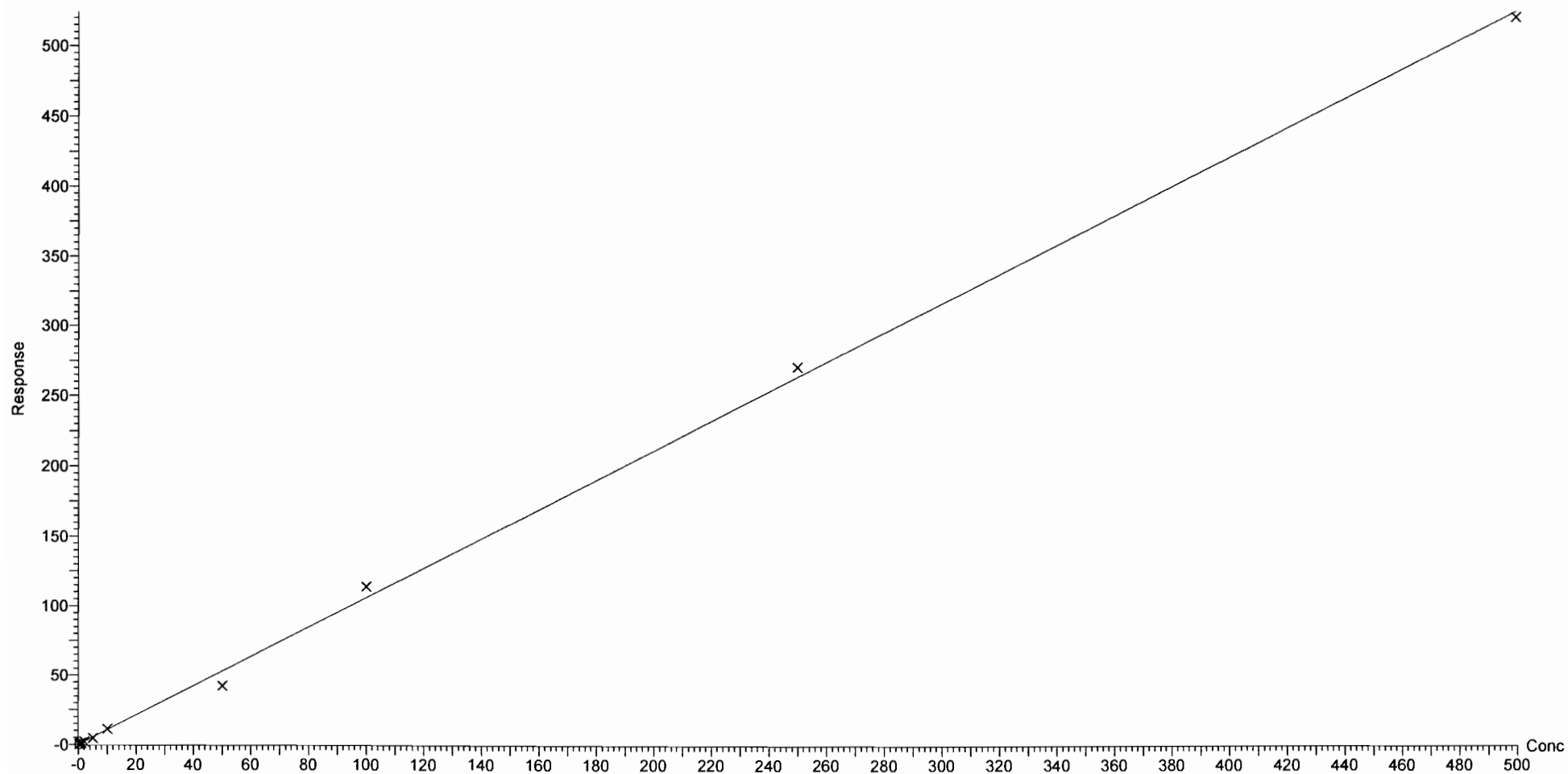
Compound name: PFTrDA

Coefficient of Determination: $R^2 = 0.996610$

Calibration curve: $-2.89812e-005 * x^2 + 1.06247 * x + 0.120371$

Response type: Internal Std (Ref 47), Area * (IS Conc. / IS Area)

Curve type: 2nd Order, Origin: Exclude, Weighting: 1/x, Axis trans: None



Dataset: F:\Projects\PFAS.PRO\Results\180221M1\180221M1-CRV.qld

Last Altered: Thursday, February 22, 2018 11:04:24 Pacific Standard Time

Printed: Thursday, February 22, 2018 11:05:56 Pacific Standard Time

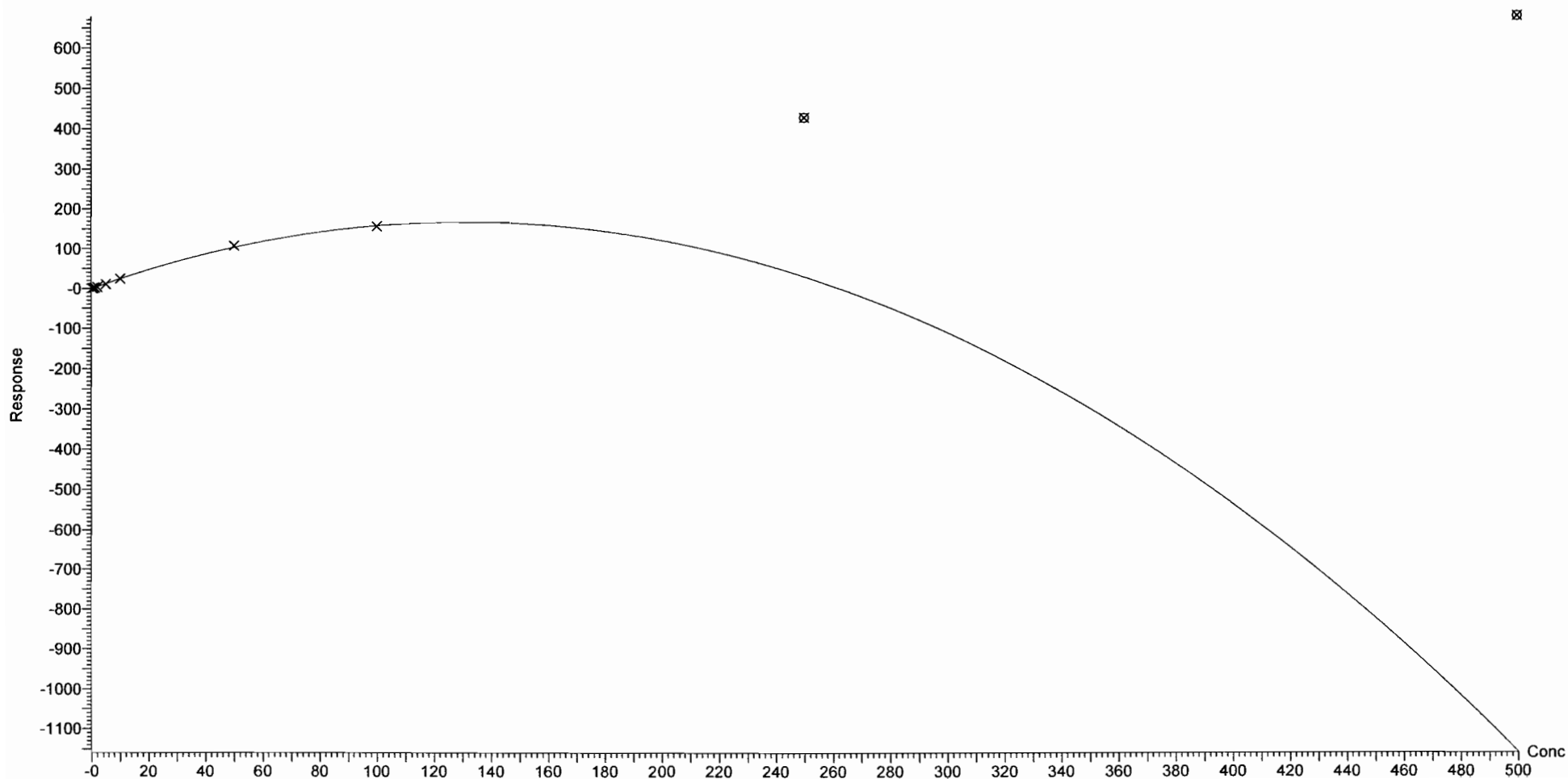
Compound name: PFTeDA

Coefficient of Determination: $R^2 = 0.996921$

Calibration curve: $-0.00975242 * x^2 + 2.56088 * x + -0.33712$

Response type: Internal Std (Ref 50), Area * (IS Conc. / IS Area)

Curve type: 2nd Order, Origin: Exclude, Weighting: 1/x, Axis trans: None



Dataset: F:\Projects\PFAS.PRO\Results\180221M1\180221M1-CRV.qld

Last Altered: Thursday, February 22, 2018 11:04:24 Pacific Standard Time

Printed: Thursday, February 22, 2018 11:05:56 Pacific Standard Time

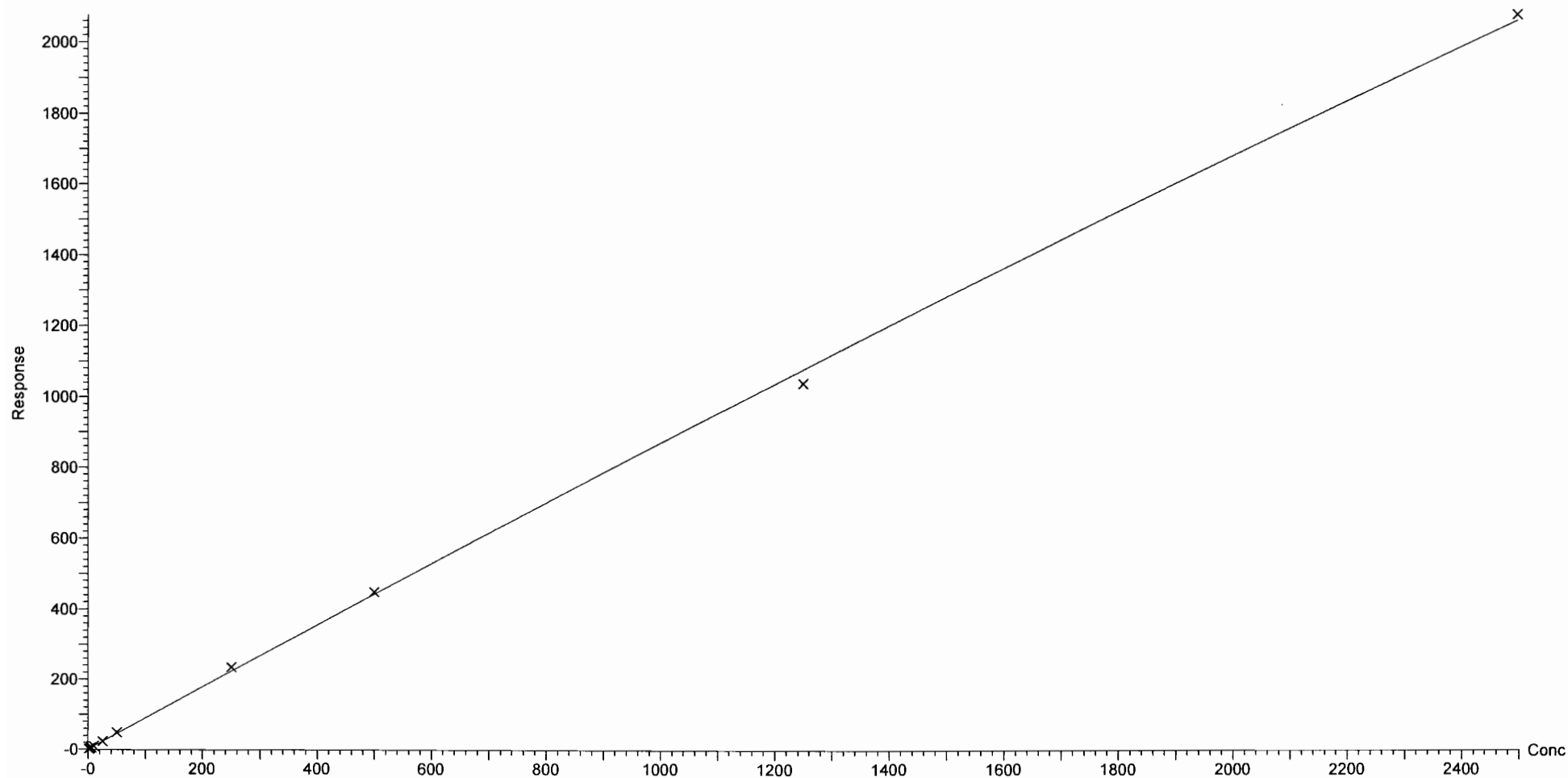
Compound name: N-EtFOSA

Coefficient of Determination: $R^2 = 0.999318$

Calibration curve: $-3.08493e-005 * x^2 + 0.900363 * x + 0.344015$

Response type: Internal Std (Ref 51), Area * (IS Conc. / IS Area)

Curve type: 2nd Order, Origin: Exclude, Weighting: 1/x, Axis trans: None



Dataset: F:\Projects\PFAS.PRO\Results\180221M1\180221M1-CRV.qld

Last Altered: Thursday, February 22, 2018 11:04:24 Pacific Standard Time

Printed: Thursday, February 22, 2018 11:05:56 Pacific Standard Time

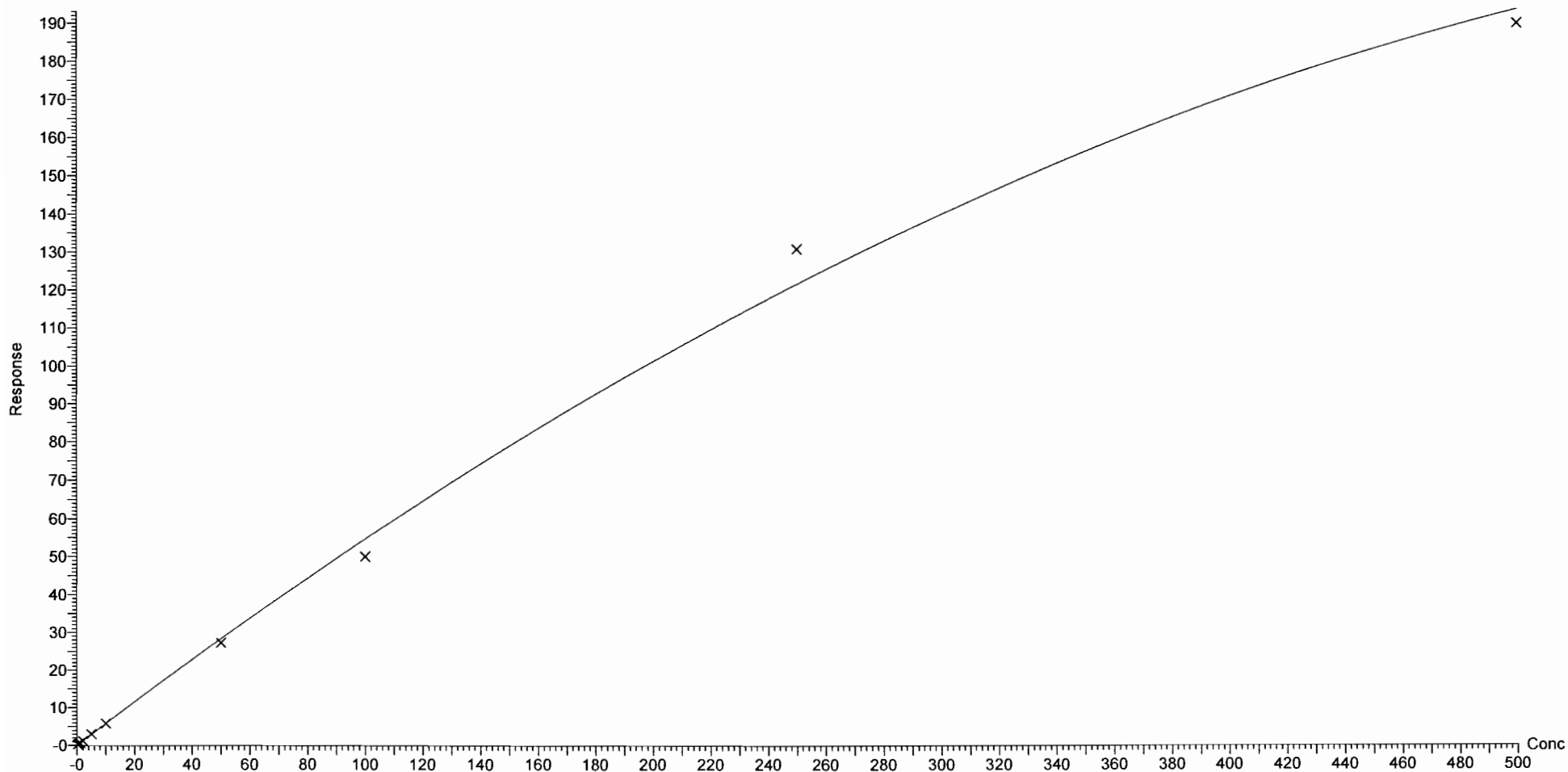
Compound name: PFHxDA

Coefficient of Determination: $R^2 = 0.996657$

Calibration curve: $-0.000398939 * x^2 + 0.585601 * x + 0.0297668$

Response type: Internal Std (Ref 52), Area * (IS Conc. / IS Area)

Curve type: 2nd Order, Origin: Exclude, Weighting: 1/x, Axis trans: None



Dataset: F:\Projects\PFAS.PRO\Results\180221M1\180221M1-CRV.qld

Last Altered: Thursday, February 22, 2018 11:04:24 Pacific Standard Time

Printed: Thursday, February 22, 2018 11:05:56 Pacific Standard Time

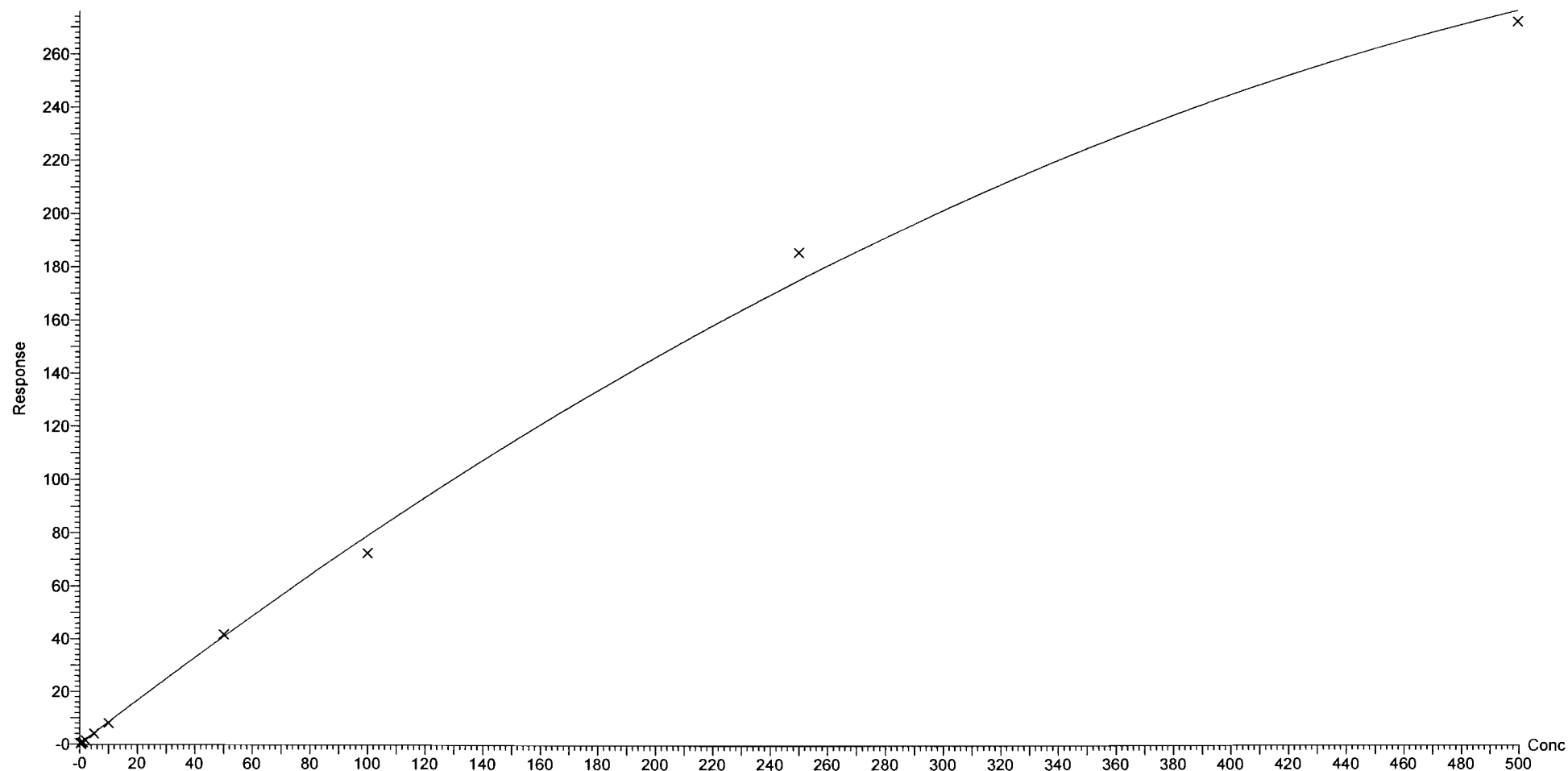
Compound name: PFODA

Coefficient of Determination: $R^2 = 0.997370$

Calibration curve: $-0.000596358 * x^2 + 0.850039 * x - 0.0312147$

Response type: Internal Std (Ref 52), Area * (IS Conc. / IS Area)

Curve type: 2nd Order, Origin: Include, Weighting: 1/x, Axis trans: None



Dataset: F:\Projects\PFAS.PRO\Results\180221M1\180221M1-CRV.qld

Last Altered: Thursday, February 22, 2018 11:04:24 Pacific Standard Time

Printed: Thursday, February 22, 2018 11:05:56 Pacific Standard Time

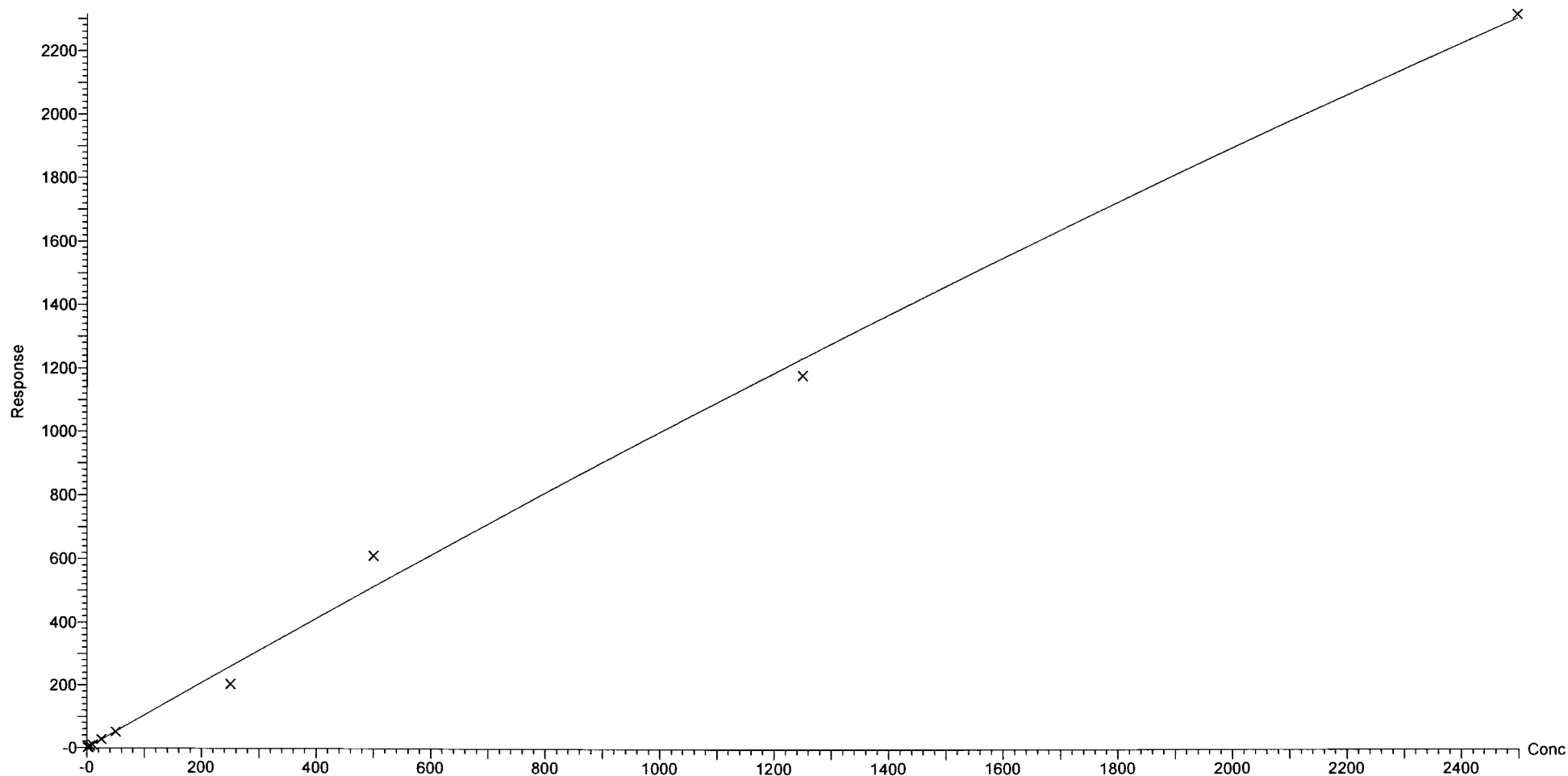
Compound name: N-MeFOSE

Coefficient of Determination: $R^2 = 0.991770$

Calibration curve: $-5.32028e-005 * x^2 + 1.05349 * x + -0.168121$

Response type: Internal Std (Ref 53), Area * (IS Conc. / IS Area)

Curve type: 2nd Order, Origin: Exclude, Weighting: 1/x, Axis trans: None



Dataset: F:\Projects\PFAS.PRO\Results\180221M1\180221M1-CRV.qld

Last Altered: Thursday, February 22, 2018 11:04:24 Pacific Standard Time

Printed: Thursday, February 22, 2018 11:05:56 Pacific Standard Time

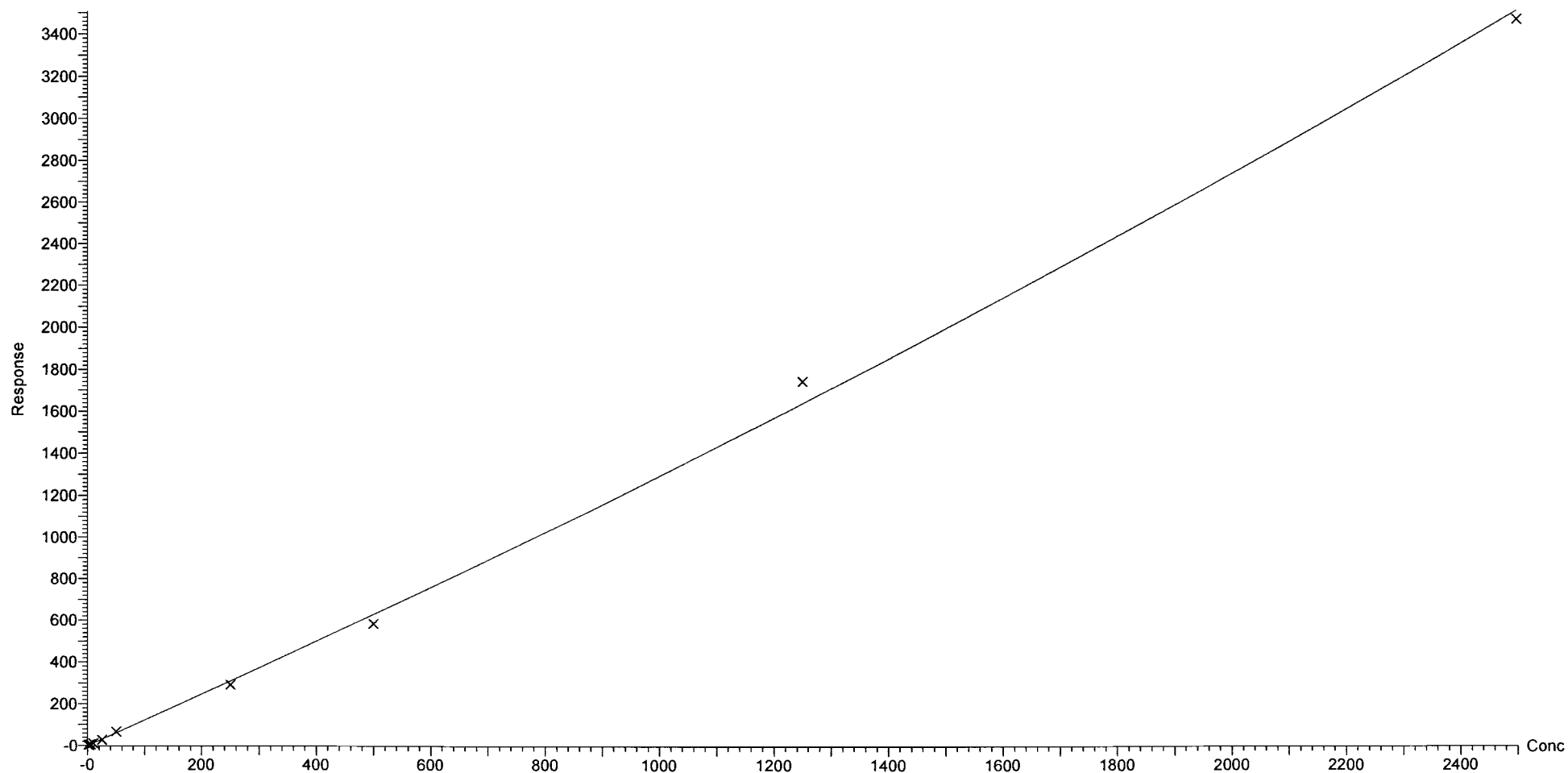
Compound name: N-EtFOSE

Coefficient of Determination: $R^2 = 0.997992$

Calibration curve: $7.26586e-005 * x^2 + 1.22094 * x + 0.245822$

Response type: Internal Std (Ref 54), Area * (IS Conc. / IS Area)

Curve type: 2nd Order, Origin: Exclude, Weighting: 1/x, Axis trans: None



Dataset: F:\Projects\PFAS.PRO\Results\180221M1\180221M1-CRV.qld

Last Altered: Thursday, February 22, 2018 10:52:55 Pacific Standard Time

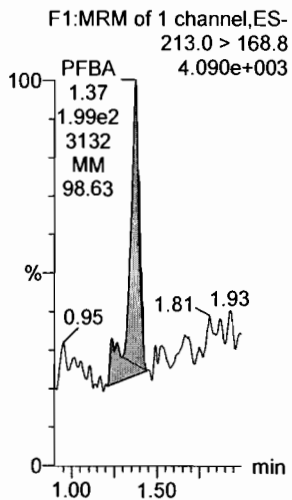
Printed: Thursday, February 22, 2018 10:53:16 Pacific Standard Time

Method: F:\Projects\PFAS.PRO\MethDB\PFAS_FULL_80C_022118.mdb 22 Feb 2018 10:27:20

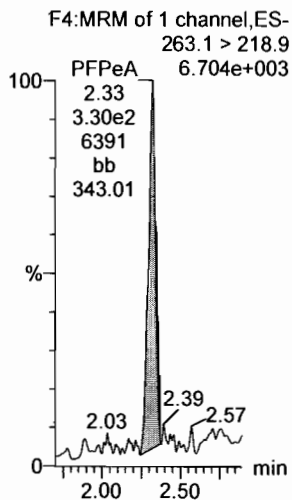
Calibration: 22 Feb 2018 10:52:55

Name: 180221M1_4, Date: 21-Feb-2018, Time: 15:41:08, ID: ST180221M1-1 PFC CS-2 18B0810, Description: PFC CS-2 18B0810

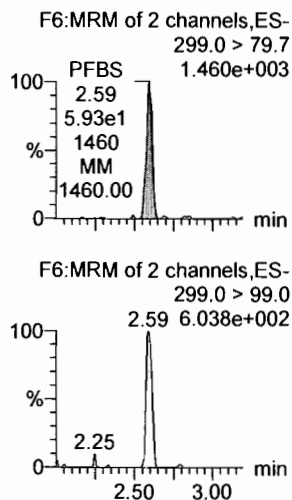
PFBA



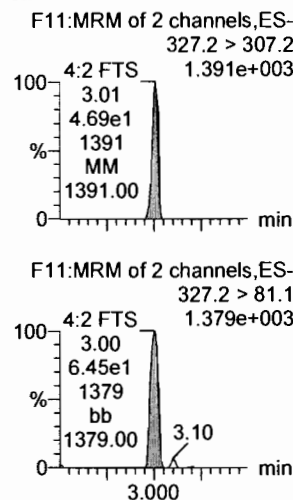
PFPeA



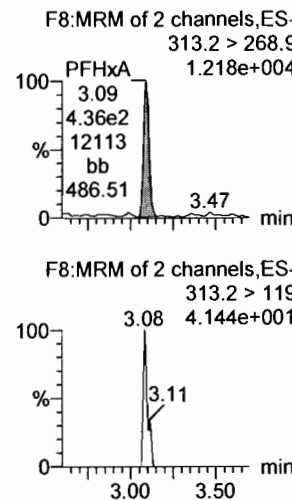
PFBS



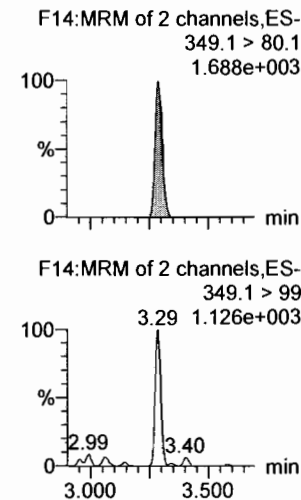
4:2 FTS



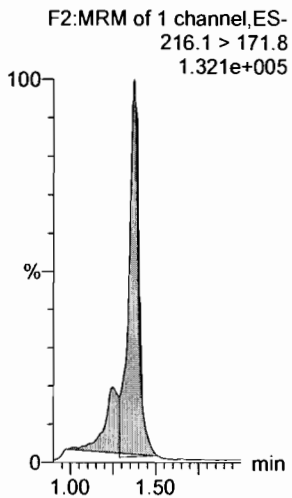
PFHxA



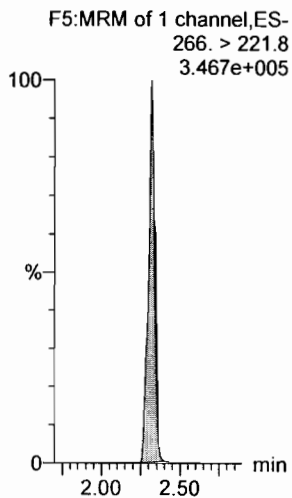
PFPeS



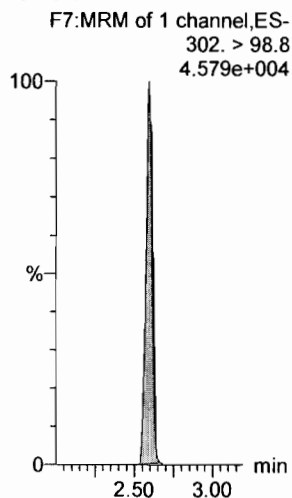
13C3-PFBA



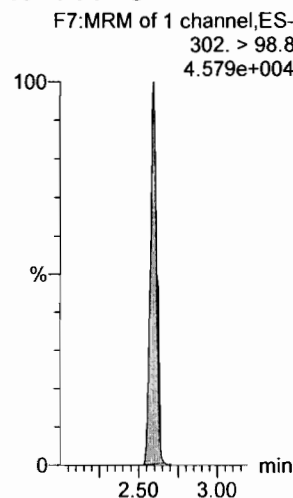
13C3-PFPeA



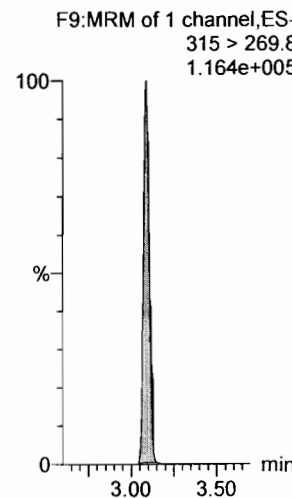
13C3-PFBS



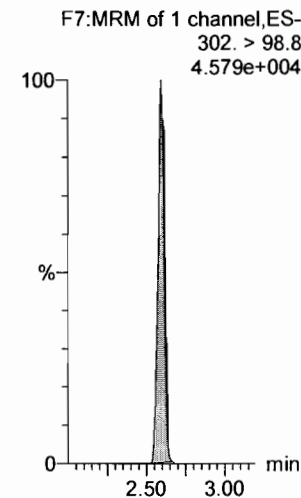
13C3-PFBS



13C2-PFHxA



13C3-PFBS



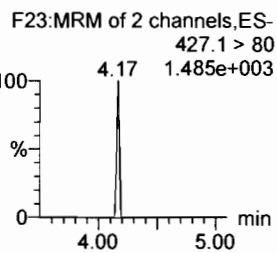
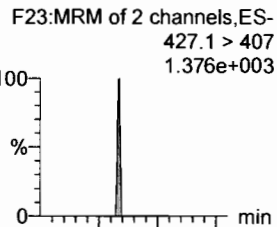
Dataset: F:\Projects\PFAS.PRO\Results\180221M1\180221M1-CRV.qld

Last Altered: Thursday, February 22, 2018 10:52:55 Pacific Standard Time

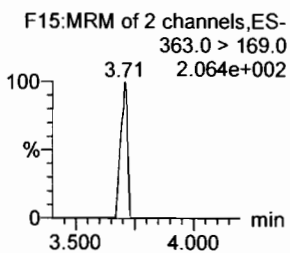
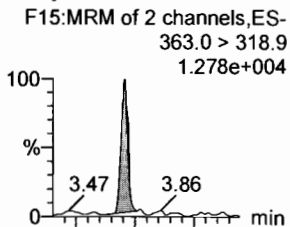
Printed: Thursday, February 22, 2018 10:53:16 Pacific Standard Time

Name: 180221M1_4, Date: 21-Feb-2018, Time: 15:41:08, ID: ST180221M1-1 PFC CS-2 18B0810, Description: PFC CS-2 18B0810

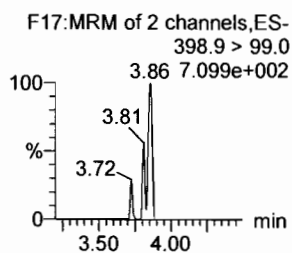
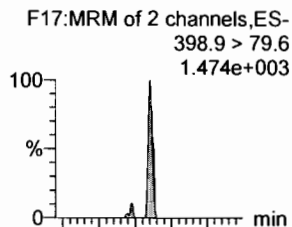
6:2 FTS




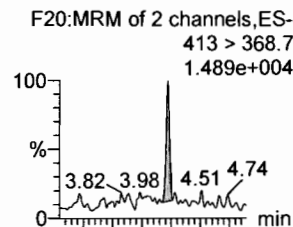
PFHpA



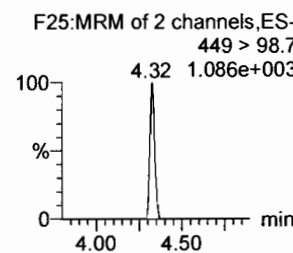
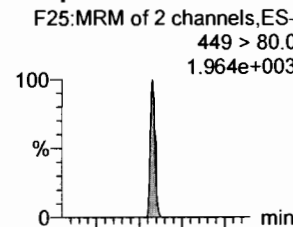
L-PFHxS



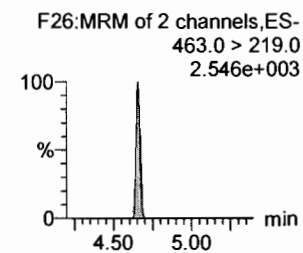
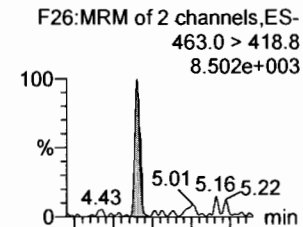
L-PFOA



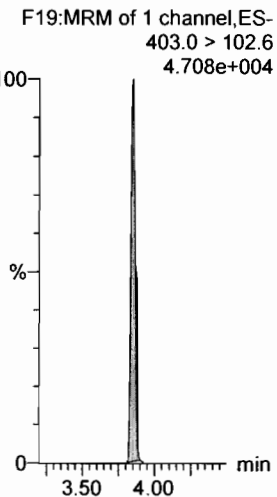
PFHpS



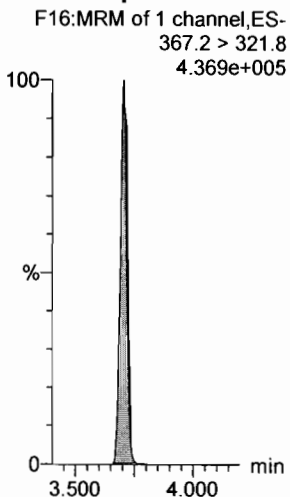
PFNA



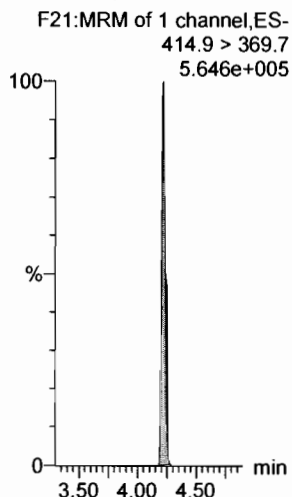
1802-PFHxS



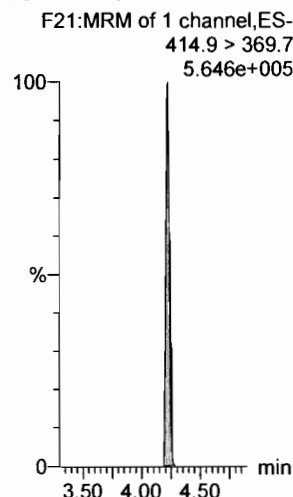
13C4-PFHpA



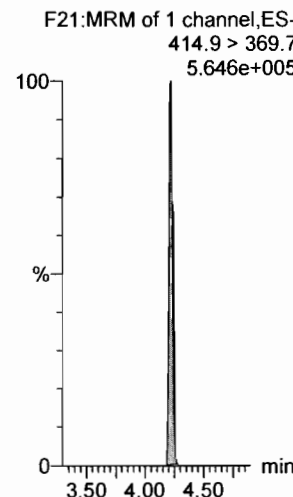
13C2-PFOA



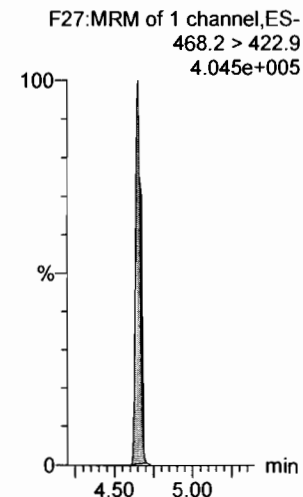
13C2-PFOA



13C2-PFOA



13C5-PFNA



Dataset: F:\Projects\PFAS.PRO\Results\180221M1\180221M1-CRV.qld

Last Altered: Thursday, February 22, 2018 10:52:55 Pacific Standard Time

Printed: Thursday, February 22, 2018 10:53:16 Pacific Standard Time

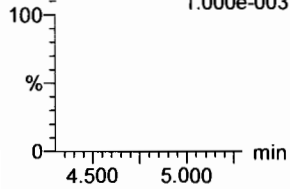
Name: 180221M1_4, Date: 21-Feb-2018, Time: 15:41:08, ID: ST180221M1-1 PFC CS-2 18B0810, Description: PFC CS-2 18B0810

PFOSA

F29:MRM of 4 channels,ES-
498.1 > 77.8
1.824e+003

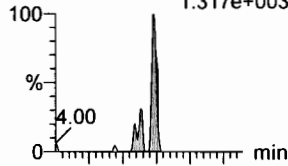


F29:MRM of 4 channels,ES-
498.1 > 478
1.000e-003

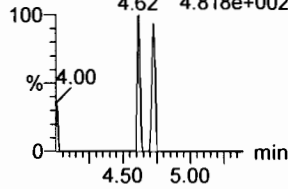


L-PFOS

F31:MRM of 2 channels,ES-
499 > 79.9
1.317e+003

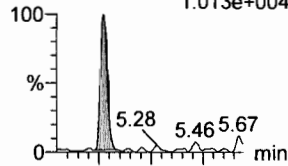


F31:MRM of 2 channels,ES-
499 > 99
4.818e+002

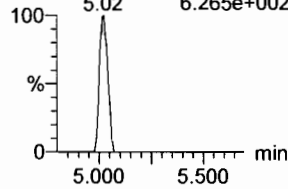


PFDA

F36:MRM of 2 channels,ES-
513 > 468.8
1.013e+004

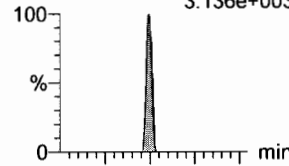


F36:MRM of 2 channels,ES-
513 > 219
6.265e+002

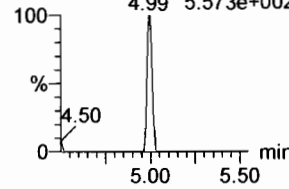


8:2 FTS

F41:MRM of 2 channels,ES-
527 > 506.9
3.136e+003

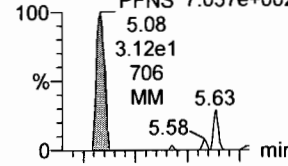


F41:MRM of 2 channels,ES-
527 > 80
5.573e+002

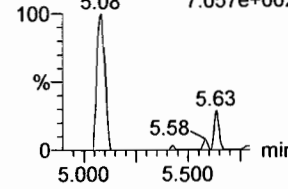


PFNS

F44:MRM of 2 channels,ES-
549.1 > 80.1
7.057e+002

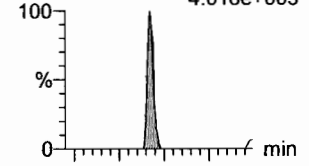


F44:MRM of 2 channels,ES-
549.1 > 80.1
7.057e+002

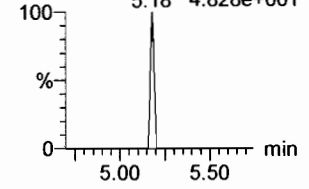


N-MeFOSAA

F47:MRM of 2 channels,ES-
570.1 > 419
4.018e+003

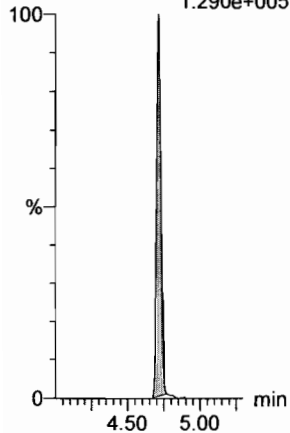


F47:MRM of 2 channels,ES-
570.1 > 483.0
4.828e+001



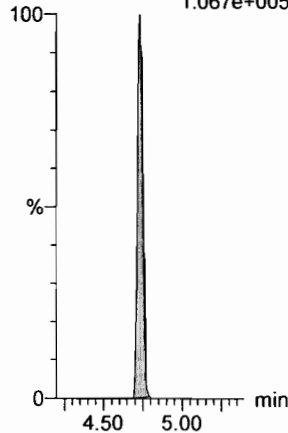
13C8-PFOSA

F33:MRM of 1 channel,ES-
506.1 > 77.7
1.290e+005



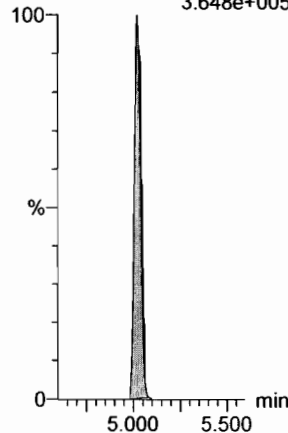
13C8-PFOS

F34:MRM of 1 channel,ES-
507.0 > 79.9
1.067e+005



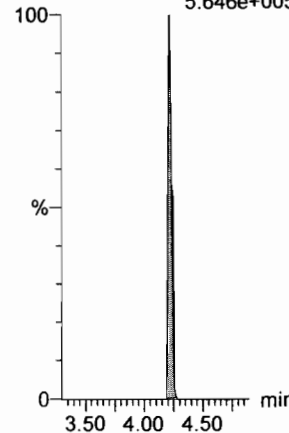
13C2-PFDA

F37:MRM of 1 channel,ES-
515.1 > 469.9
3.648e+005



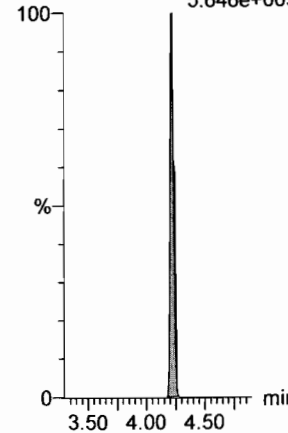
13C2-PFOA

F21:MRM of 1 channel,ES-
414.9 > 369.7
5.646e+005



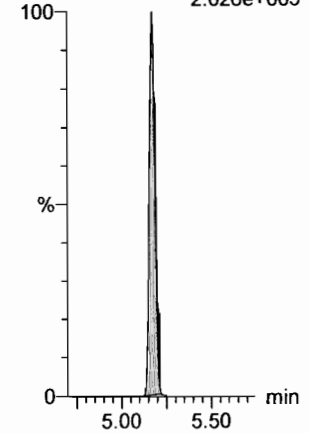
13C2-PFOA

F21:MRM of 1 channel,ES-
414.9 > 369.7
5.646e+005



d3-N-MeFOSAA

F49:MRM of 1 channel,ES-
573.3 > 419
2.026e+005



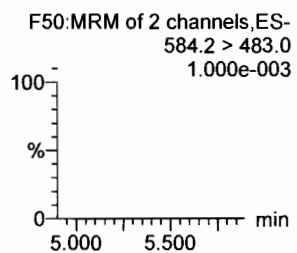
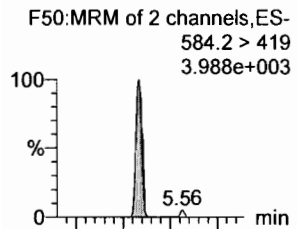
Dataset: F:\Projects\PFAS.PRO\Results\180221M1\180221M1-CRV.qld

Last Altered: Thursday, February 22, 2018 10:52:55 Pacific Standard Time

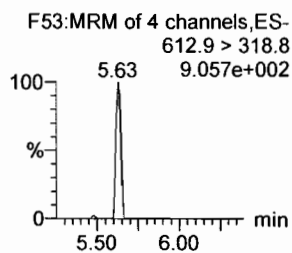
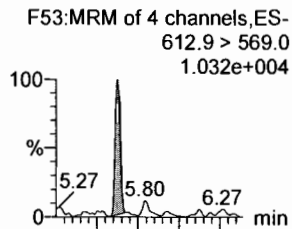
Printed: Thursday, February 22, 2018 10:53:16 Pacific Standard Time

Name: 180221M1_4, Date: 21-Feb-2018, Time: 15:41:08, ID: ST180221M1-1 PFC CS-2 18B0810, Description: PFC CS-2 18B0810

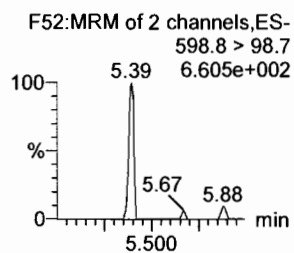
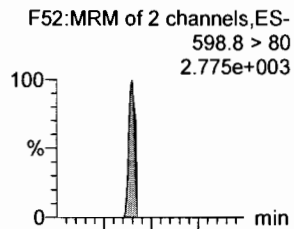
N-EtFOSAA



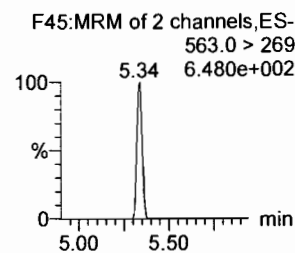
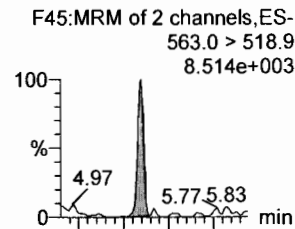
PFDoA



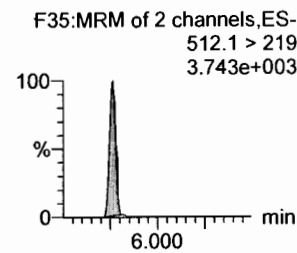
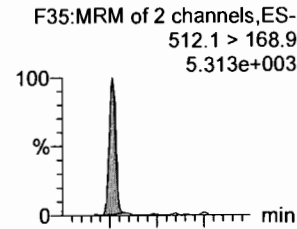
PFDS



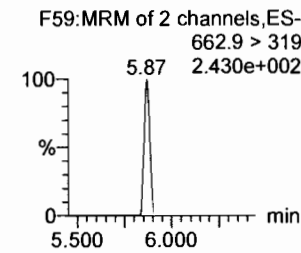
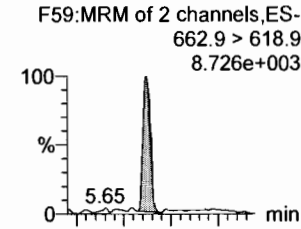
PFUdA



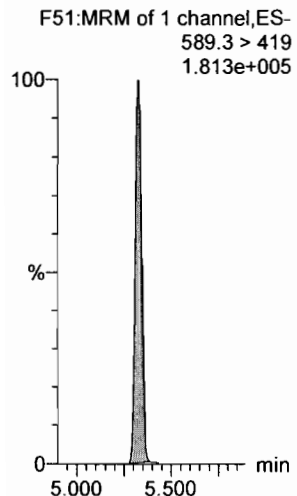
N-MeFOSA



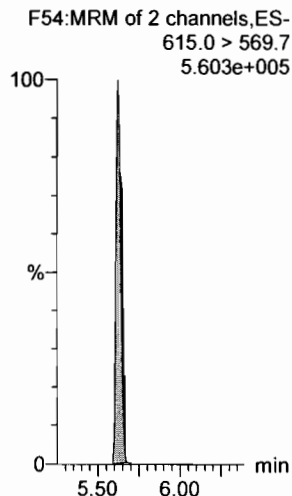
PFTrDA



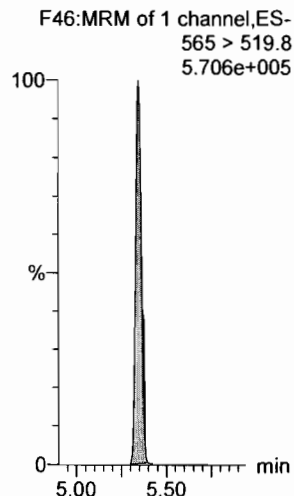
d5-N-EtFOSAA



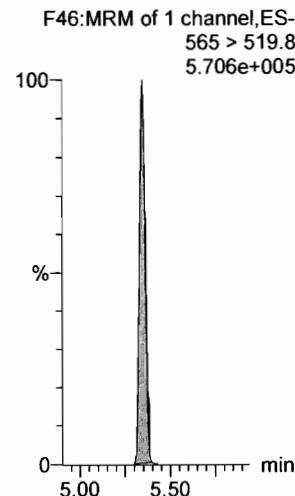
13C2-PFDoA



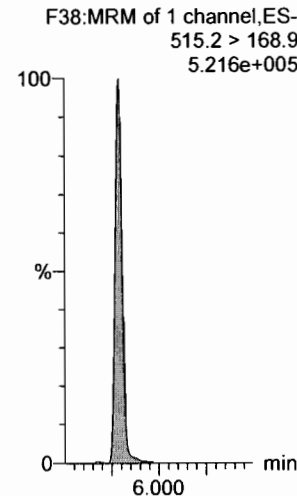
13C2-PFUdA



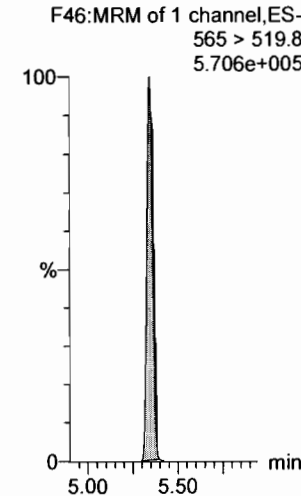
13C2-PFUdA



d3-N-MeFOSA



13C2-PFUdA



Dataset: F:\Projects\PFAS.PRO\Results\180221M1\180221M1-CRV.qld

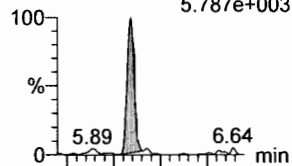
Last Altered: Thursday, February 22, 2018 10:52:55 Pacific Standard Time

Printed: Thursday, February 22, 2018 10:53:16 Pacific Standard Time

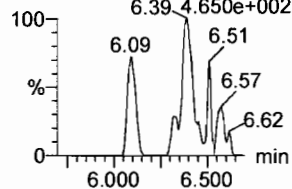
Name: 180221M1_4, Date: 21-Feb-2018, Time: 15:41:08, ID: ST180221M1-1 PFC CS-2 18B0810, Description: PFC CS-2 18B0810

PFTeDA

F60:MRM of 2 channels,ES-
712.9 > 668.8
5.787e+003

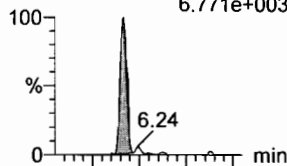


F60:MRM of 2 channels,ES-
712.9 > 369
6.39-4.650e+002

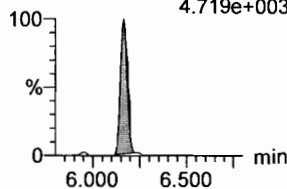


N-EtFOSEA

F40:MRM of 2 channels,ES-
526.1 > 168.9
6.771e+003

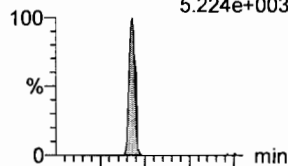


F40:MRM of 2 channels,ES-
526.1 > 219
4.719e+003

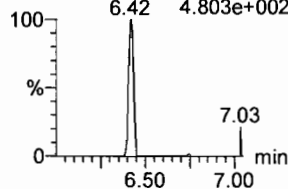


PFHxDA

F62:MRM of 2 channels,ES-
813.1 > 768.6
5.224e+003

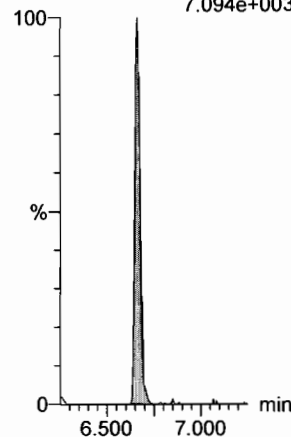


F62:MRM of 2 channels,ES-
813.1 > 219
4.803e+002



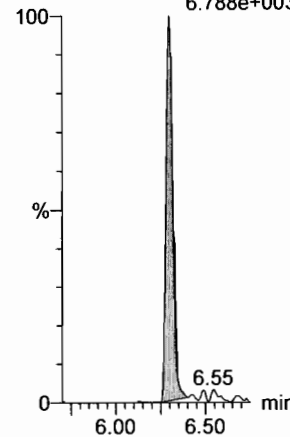
PFODA

F64:MRM of 1 channel,ES-
913.1 > 868.8
7.094e+003



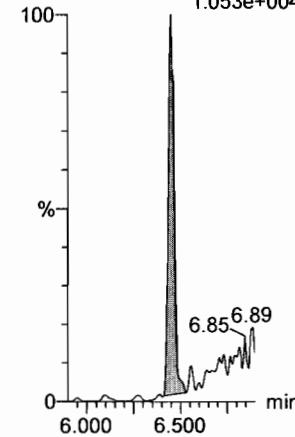
N-MeFOSE

F55:MRM of 1 channel,ES-
616.1 > 58.9
6.788e+003



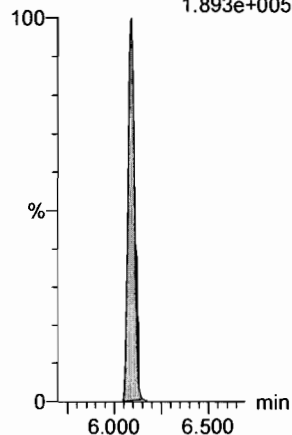
N-EtFOSE

F57:MRM of 1 channel,ES-
630.1 > 58.9
1.053e+004



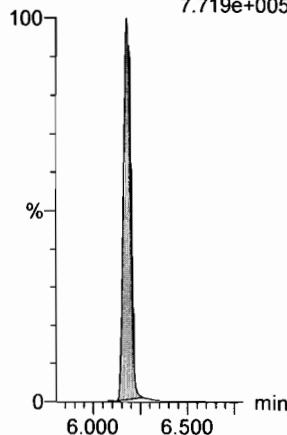
13C2-PFTeDA

F61:MRM of 2 channels,ES-
714.8 > 669.6
1.893e+005



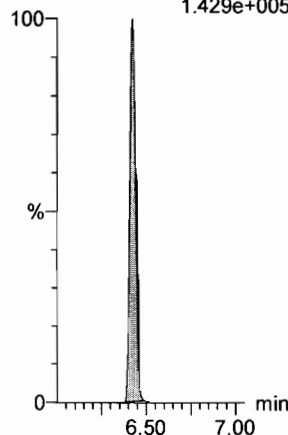
d5-N-ETFOSEA

F43:MRM of 1 channel,ES-
531.1 > 168.9
7.719e+005



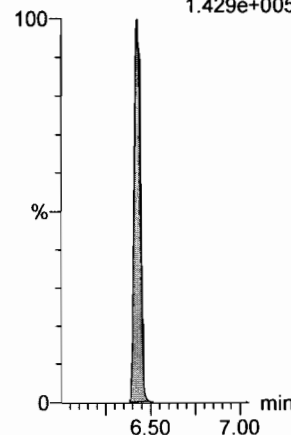
13C2-PFHxDA

F63:MRM of 1 channel,ES-
815 > 769.7
1.429e+005



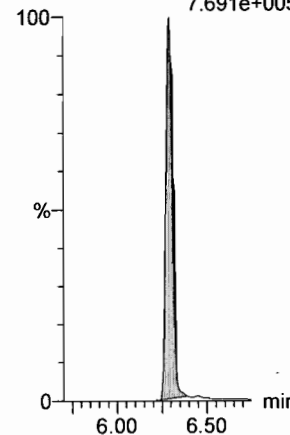
13C2-PFHxDA

F63:MRM of 1 channel,ES-
815 > 769.7
1.429e+005



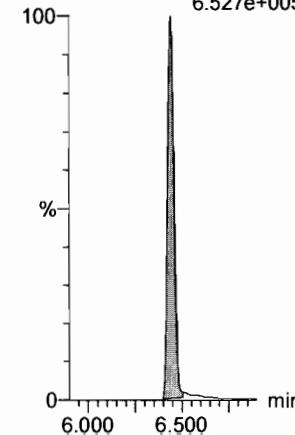
d7-N-MeFOSE

F56:MRM of 1 channel,ES-
623.1 > 58.9
7.691e+005



d9-N-EtFOSE

F58:MRM of 1 channel,ES-
639.2 > 58.8
6.527e+005

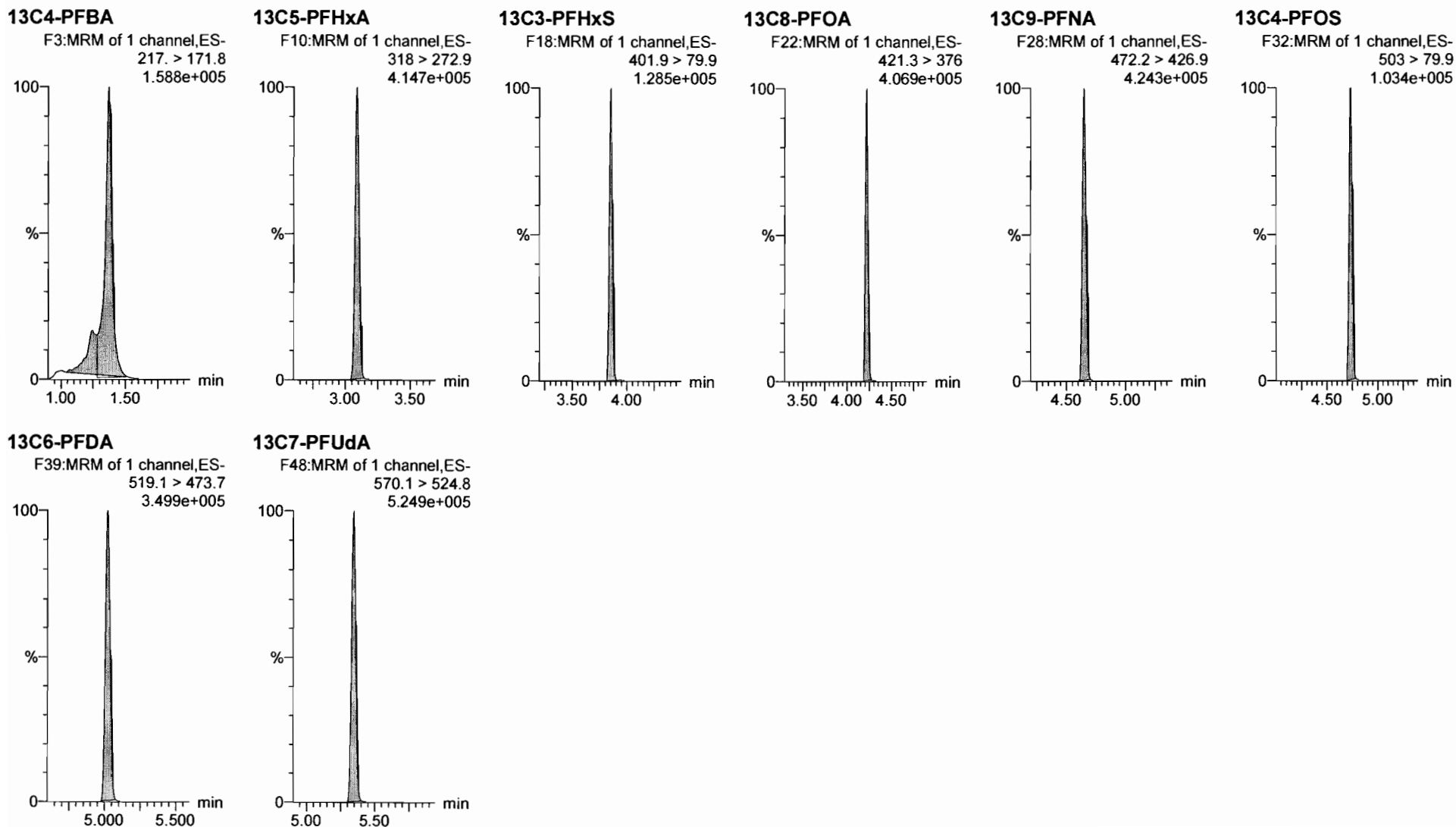


Dataset: F:\Projects\PFAS.PRO\Results\180221M1\180221M1-CRV.qld

Last Altered: Thursday, February 22, 2018 10:52:55 Pacific Standard Time

Printed: Thursday, February 22, 2018 10:53:16 Pacific Standard Time

Name: 180221M1_4, Date: 21-Feb-2018, Time: 15:41:08, ID: ST180221M1-1 PFC CS-2 18B0810, Description: PFC CS-2 18B0810

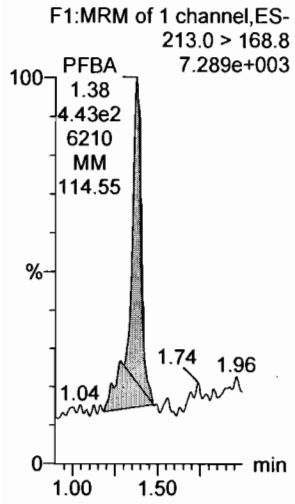


Dataset: F:\Projects\PFAS.PRO\Results\180221M1\180221M1-CRV.qld

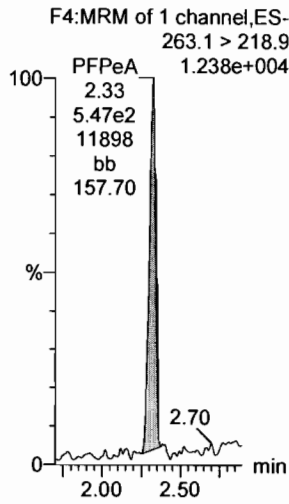
Last Altered: Thursday, February 22, 2018 10:52:55 Pacific Standard Time
Printed: Thursday, February 22, 2018 10:53:16 Pacific Standard Time

Name: 180221M1_5, Date: 21-Feb-2018, Time: 15:52:33, ID: ST180221M1-2 PFC CS-1 18B0811, Description: PFC CS-1 18B0811

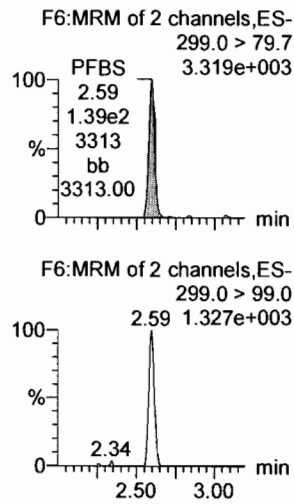
PFBA



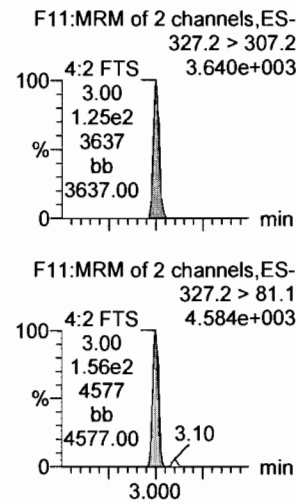
PFPeA



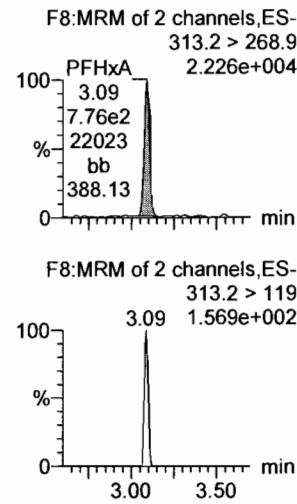
PFBS



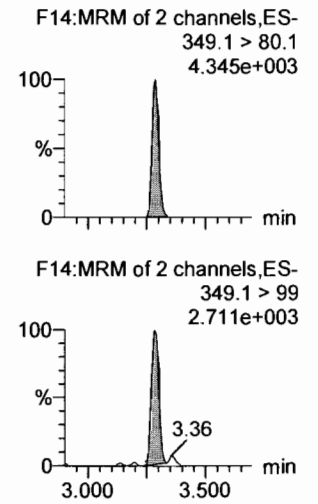
4:2 FTS



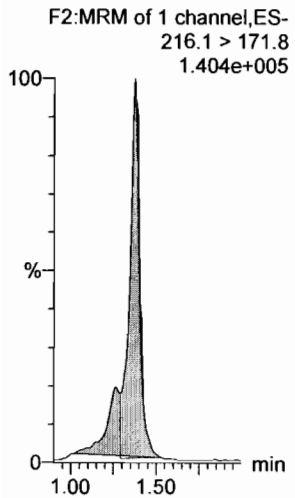
PFHxA



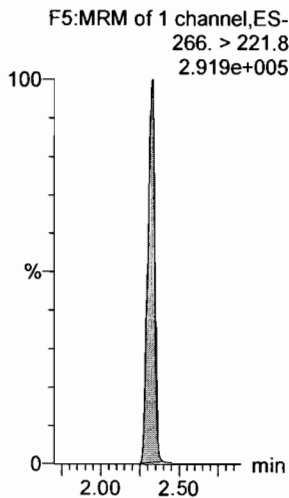
PFPeS



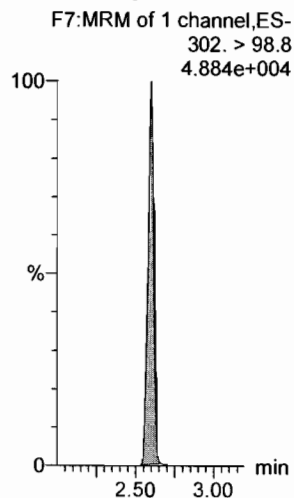
13C3-PFBA



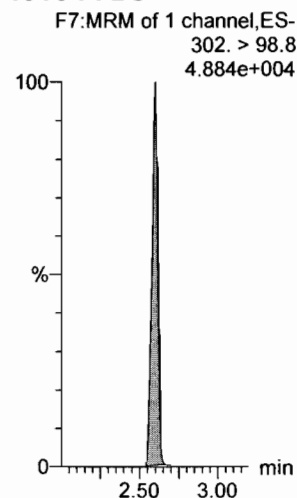
13C3-PFPeA



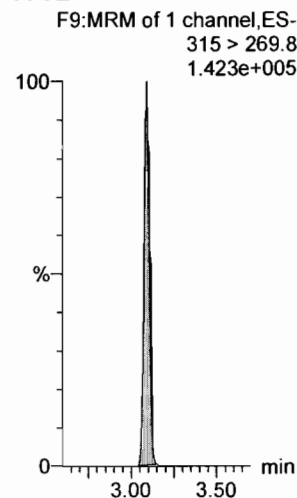
13C3-PFBS



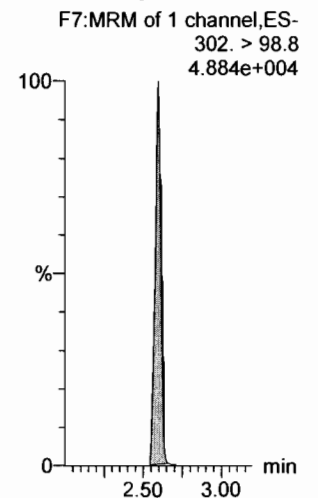
13C3-PFBS



13C2-PFHxA



13C3-PFBS



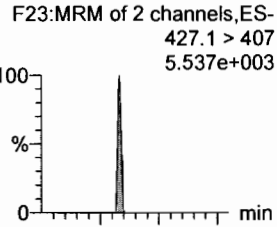
Dataset: F:\Projects\PFAS.PRO\Results\180221M1\180221M1-CRV.qld

Last Altered: Thursday, February 22, 2018 10:52:55 Pacific Standard Time

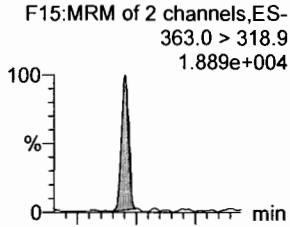
Printed: Thursday, February 22, 2018 10:53:16 Pacific Standard Time

Name: 180221M1_5, Date: 21-Feb-2018, Time: 15:52:33, ID: ST180221M1-2 PFC CS-1 18B0811, Description: PFC CS-1 18B0811

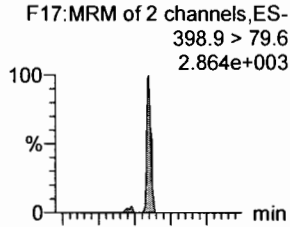
6:2 FTS



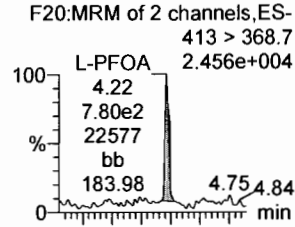
PFHpA



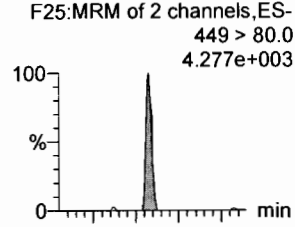
L-PFHxS



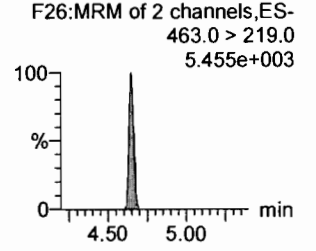
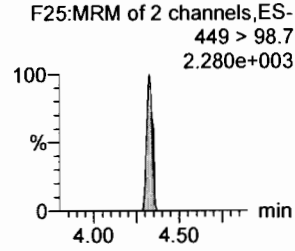
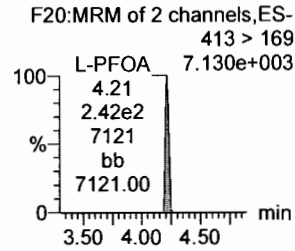
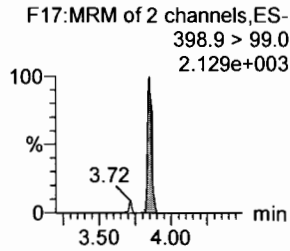
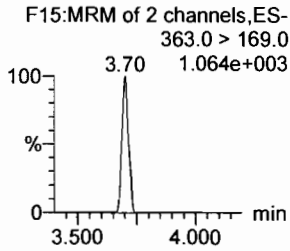
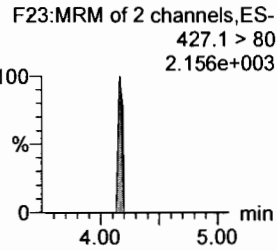
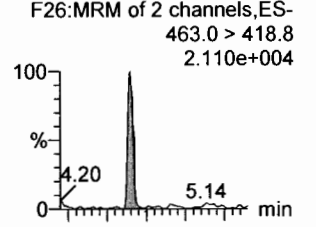
L-PFOA



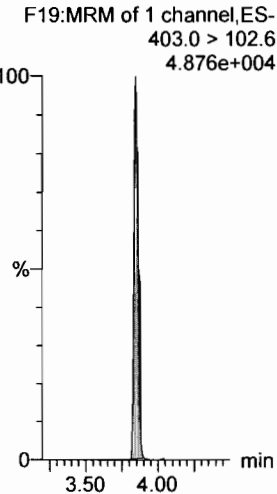
PFHpS



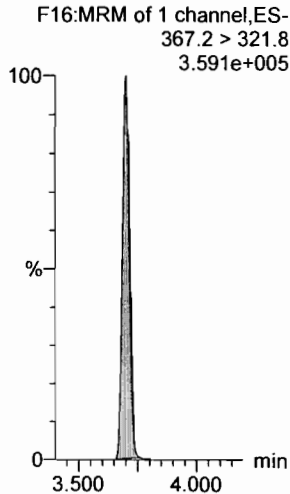
PFNA



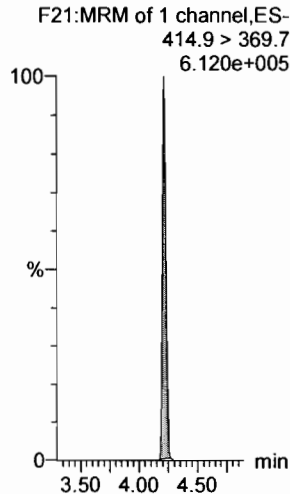
1802-PFHxS



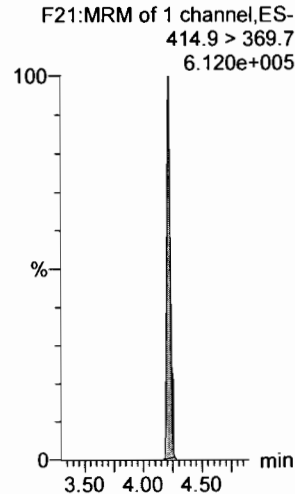
13C4-PFHpA



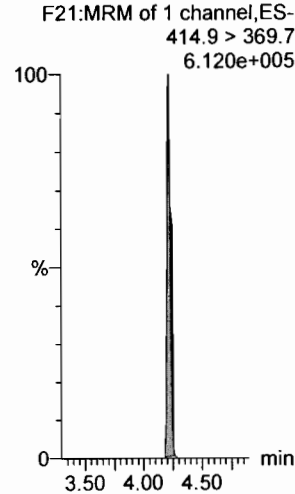
13C2-PFOA



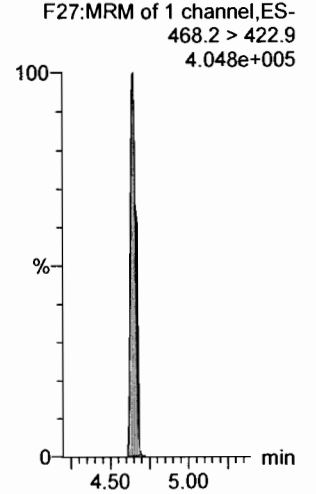
13C2-PFOA



13C2-PFOA



13C5-PFNA



Dataset: F:\Projects\PFAS.PRO\Results\180221M1\180221M1-CRV.qld

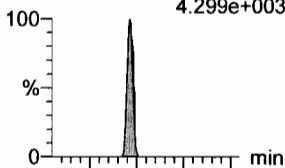
Last Altered: Thursday, February 22, 2018 10:52:55 Pacific Standard Time

Printed: Thursday, February 22, 2018 10:53:16 Pacific Standard Time

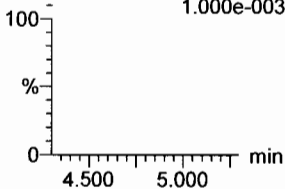
Name: 180221M1_5, Date: 21-Feb-2018, Time: 15:52:33, ID: ST180221M1-2 PFC CS-1 18B0811, Description: PFC CS-1 18B0811

PFOSA

F29:MRM of 4 channels,ES-
498.1 > 77.8
4.299e+003

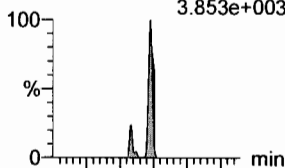


F29:MRM of 4 channels,ES-
498.1 > 478
1.000e-003

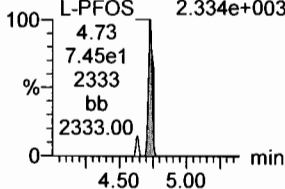


L-PFOS

F31:MRM of 2 channels,ES-
499 > 79.9
3.853e+003

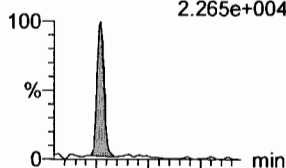


F31:MRM of 2 channels,ES-
499 > 99
2.334e+003

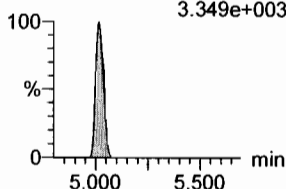


PFDA

F36:MRM of 2 channels,ES-
513 > 468.8
2.265e+004

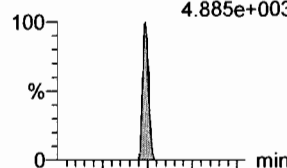


F36:MRM of 2 channels,ES-
513 > 219
3.349e+003

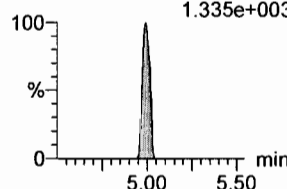


8:2 FTS

F41:MRM of 2 channels,ES-
527 > 506.9
4.885e+003

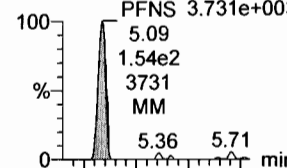


F41:MRM of 2 channels,ES-
527 > 80
1.335e+003

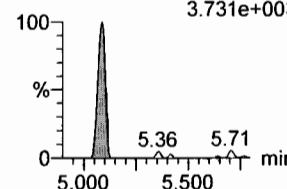


PFNS

F44:MRM of 2 channels,ES-
549.1 > 80.1
3.731e+003

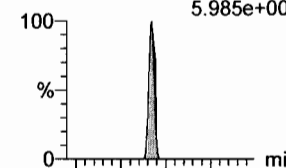


F44:MRM of 2 channels,ES-
549.1 > 80.1
3.731e+003

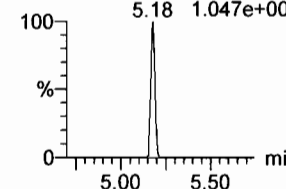


N-MeFOSAA

F47:MRM of 2 channels,ES-
570.1 > 419
5.985e+003

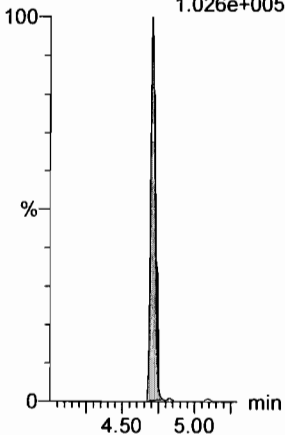


F47:MRM of 2 channels,ES-
570.1 > 483.0
1.047e+003



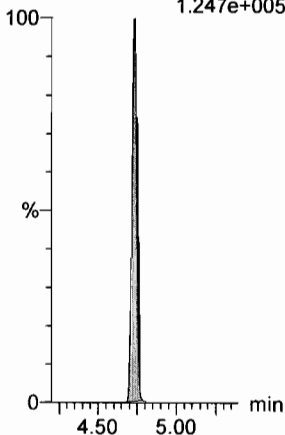
13C8-PFOA

F33:MRM of 1 channel,ES-
506.1 > 77.7
1.026e+005



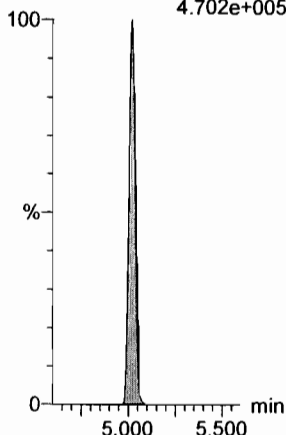
13C8-PFOS

F34:MRM of 1 channel,ES-
507.0 > 79.9
1.247e+005



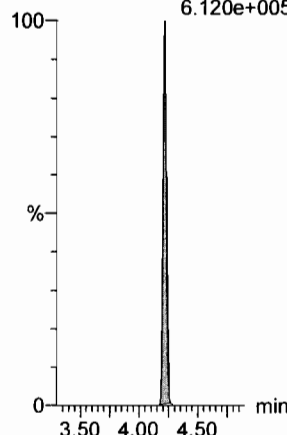
13C2-PFDA

F37:MRM of 1 channel,ES-
515.1 > 469.9
4.702e+005



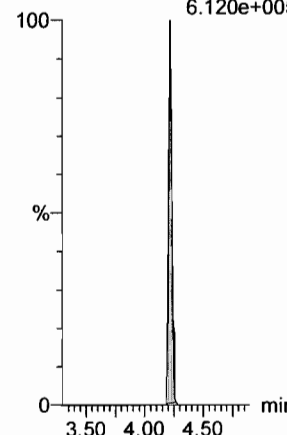
13C2-PFOA

F21:MRM of 1 channel,ES-
414.9 > 369.7
6.120e+005



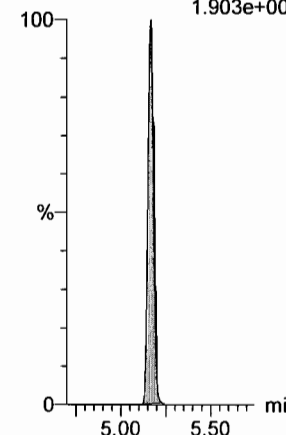
13C2-PFOA

F21:MRM of 1 channel,ES-
414.9 > 369.7
6.120e+005



d3-N-MeFOSAA

F49:MRM of 1 channel,ES-
573.3 > 419
1.903e+005

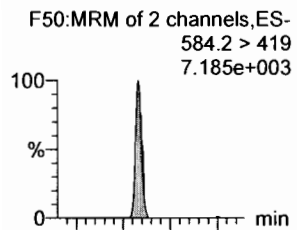


Dataset: F:\Projects\PFAS.PRO\Results\180221M1\180221M1-CRV.qld

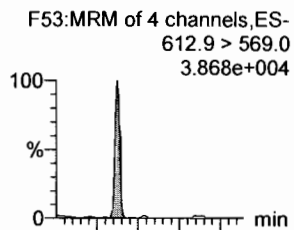
Last Altered: Thursday, February 22, 2018 10:52:55 Pacific Standard Time
Printed: Thursday, February 22, 2018 10:53:16 Pacific Standard Time

Name: 180221M1_5, Date: 21-Feb-2018, Time: 15:52:33, ID: ST180221M1-2 PFC CS-1 18B0811, Description: PFC CS-1 18B0811

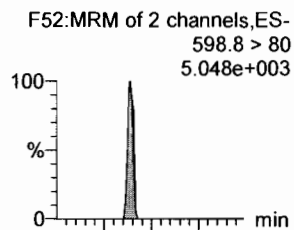
N-EtFOSAA



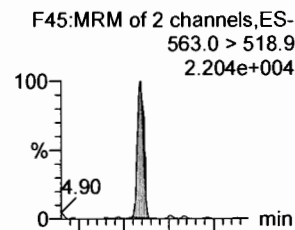
PFDoA



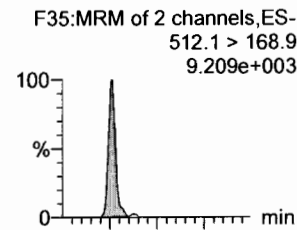
PFDS



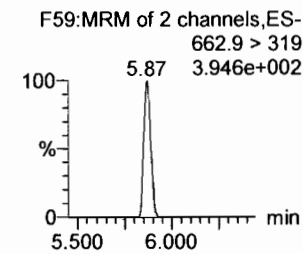
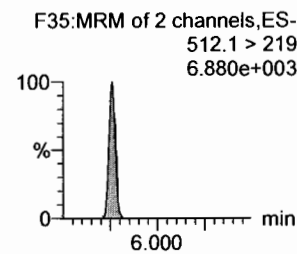
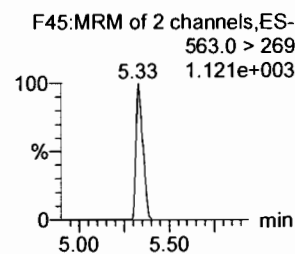
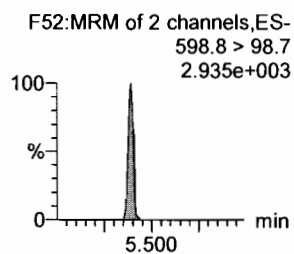
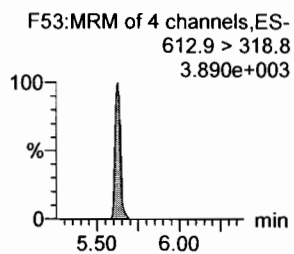
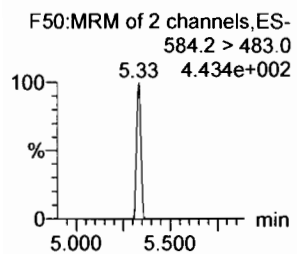
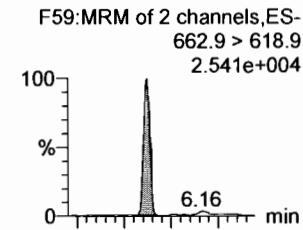
PFUdA



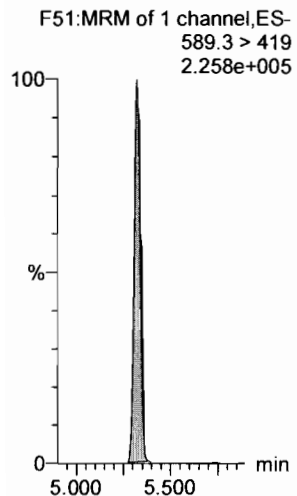
N-MeFOSA



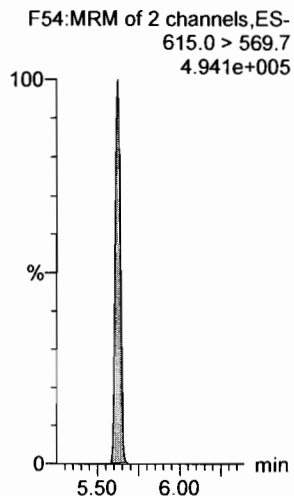
PFTrDA



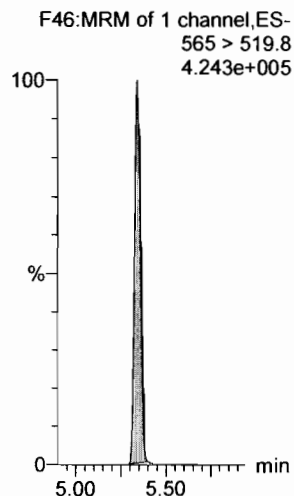
d5-N-EtFOSAA



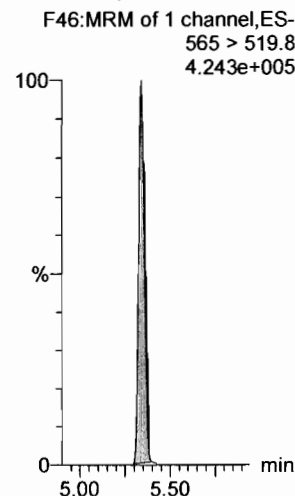
13C2-PFDoA



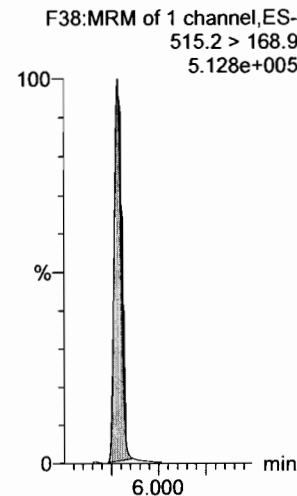
13C2-PFUdA



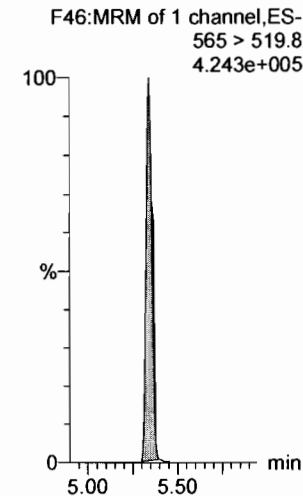
13C2-PFUdA



d3-N-MeFOSA



13C2-PFUdA



Dataset: F:\Projects\PFAS.PRO\Results\180221M1\180221M1-CRV.qld

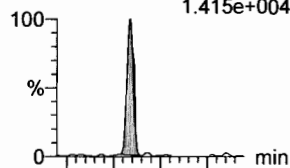
Last Altered: Thursday, February 22, 2018 10:52:55 Pacific Standard Time

Printed: Thursday, February 22, 2018 10:53:16 Pacific Standard Time

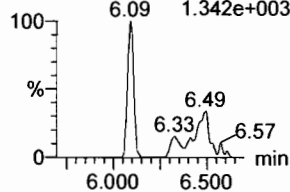
Name: 180221M1_5, Date: 21-Feb-2018, Time: 15:52:33, ID: ST180221M1-2 PFC CS-1 18B0811, Description: PFC CS-1 18B0811

PFTeDA

F60:MRM of 2 channels,ES-
712.9 > 668.8
1.415e+004

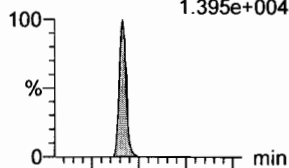


F60:MRM of 2 channels,ES-
712.9 > 369
1.342e+003

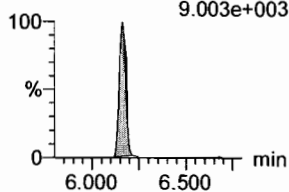


N-EtFOSA

F40:MRM of 2 channels,ES-
526.1 > 168.9
1.395e+004

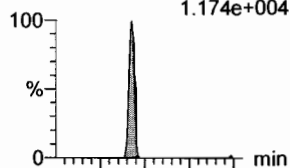


F40:MRM of 2 channels,ES-
526.1 > 219
9.003e+003

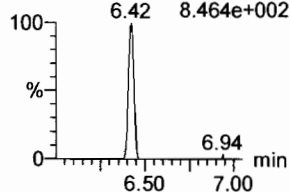


PFHxDA

F62:MRM of 2 channels,ES-
813.1 > 768.6
1.174e+004

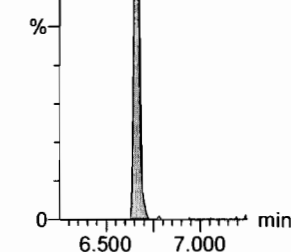



F62:MRM of 2 channels,ES-
813.1 > 219
8.464e+002



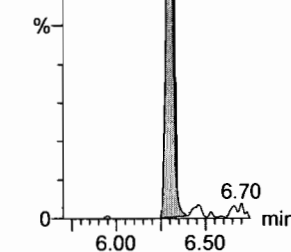
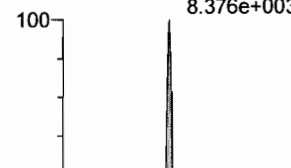
PFODA

F64:MRM of 1 channel,ES-
913.1 > 868.8
1.586e+004



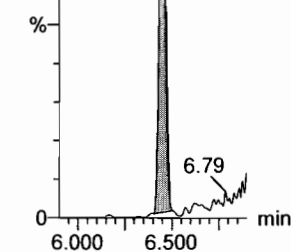
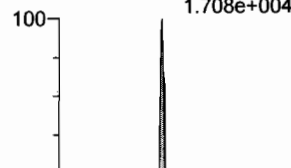
N-MeFOSE

F55:MRM of 1 channel,ES-
616.1 > 58.9
8.376e+003



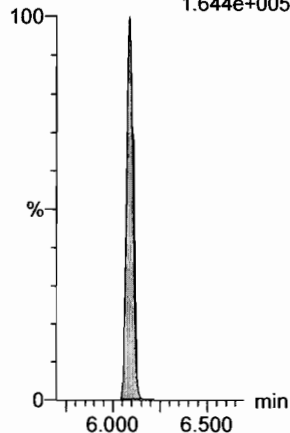
N-EtFOSE

F57:MRM of 1 channel,ES-
630.1 > 58.9
1.708e+004



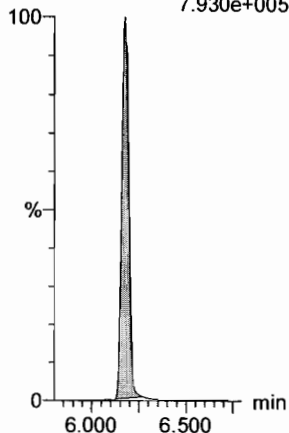
13C2-PFTeDA

F61:MRM of 2 channels,ES-
714.8 > 669.6
1.644e+005



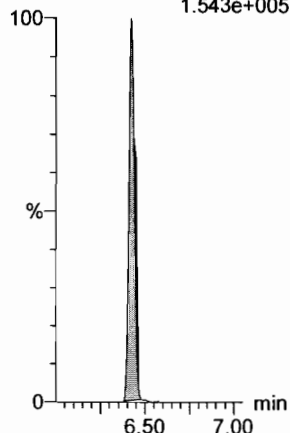
d5-N-ETFOSA

F43:MRM of 1 channel,ES-
531.1 > 168.9
7.930e+005



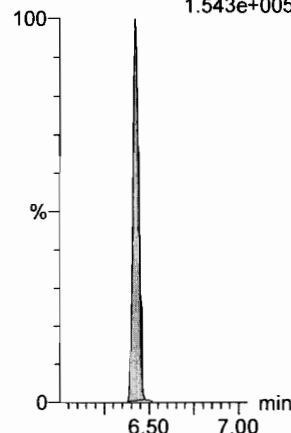
13C2-PFHxDA

F63:MRM of 1 channel,ES-
815 > 769.7
1.543e+005



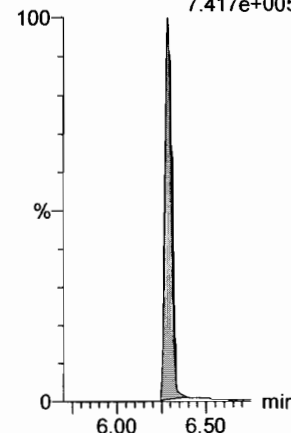
13C2-PFHxDA

F63:MRM of 1 channel,ES-
815 > 769.7
1.543e+005



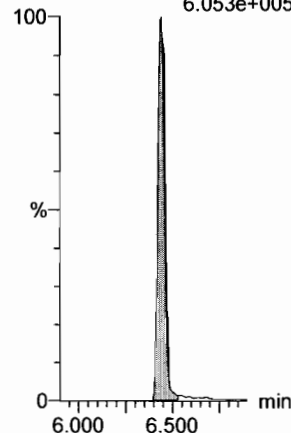
d7-N-MeFOSE

F56:MRM of 1 channel,ES-
623.1 > 58.9
7.417e+005



d9-N-EtFOSE

F58:MRM of 1 channel,ES-
639.2 > 58.8
6.053e+005

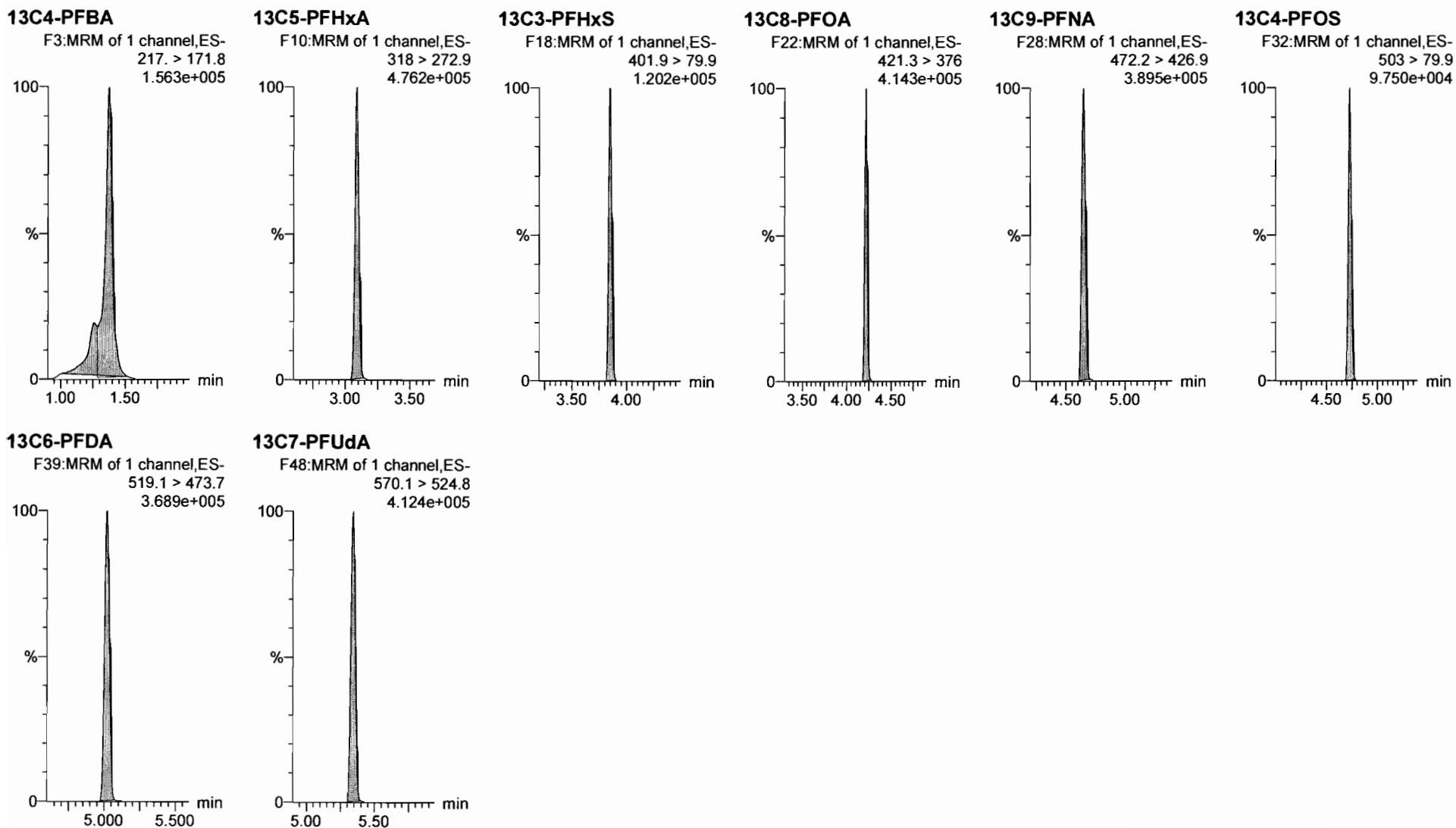


Dataset: F:\Projects\PFAS.PRO\Results\180221M1\180221M1-CRV.qld

Last Altered: Thursday, February 22, 2018 10:52:55 Pacific Standard Time

Printed: Thursday, February 22, 2018 10:53:16 Pacific Standard Time

Name: 180221M1_5, Date: 21-Feb-2018, Time: 15:52:33, ID: ST180221M1-2 PFC CS-1 18B0811, Description: PFC CS-1 18B0811



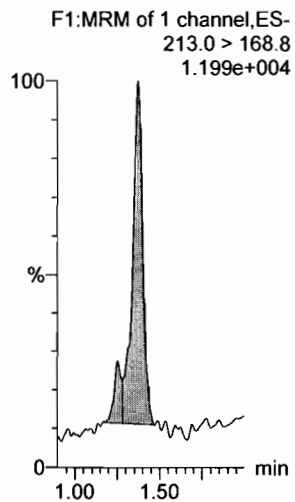
Dataset: F:\Projects\PFAS.PRO\Results\180221M1\180221M1-CRV.qld

Last Altered: Thursday, February 22, 2018 10:52:55 Pacific Standard Time


Printed: Thursday, February 22, 2018 10:53:16 Pacific Standard Time

Name: 180221M1_6, Date: 21-Feb-2018, Time: 16:03:59, ID: ST180221M1-3 PFC CS0 18B0812, Description: PFC CS0 18B0812

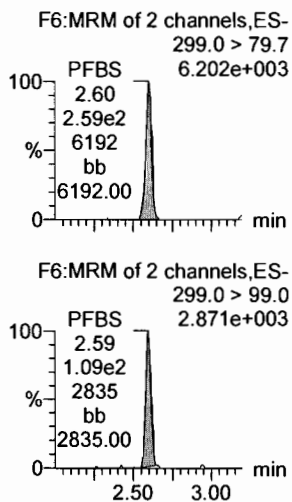
PFBA



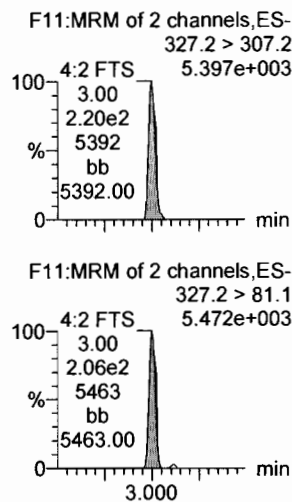
PFPeA



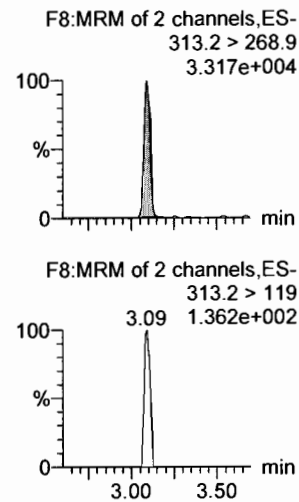
PFBS



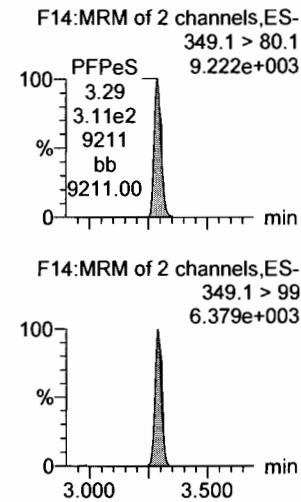
4:2 FTS



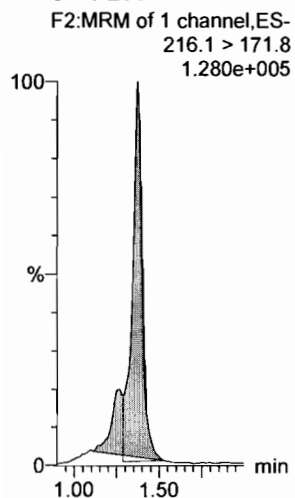
PFHxA



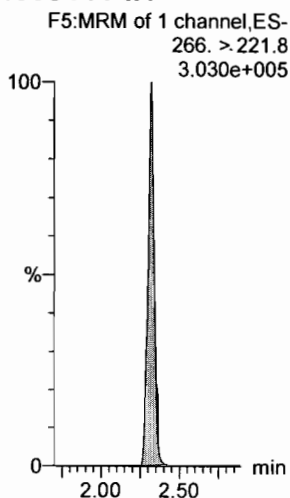
PFPeS



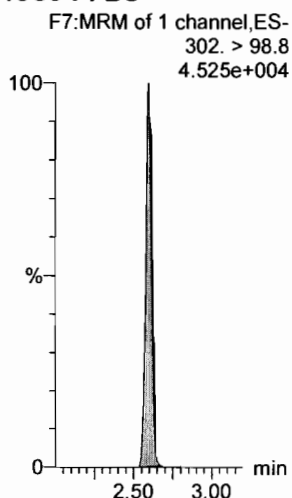
13C3-PFBA



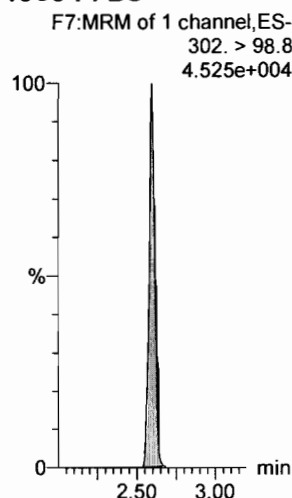
13C3-PFPeA



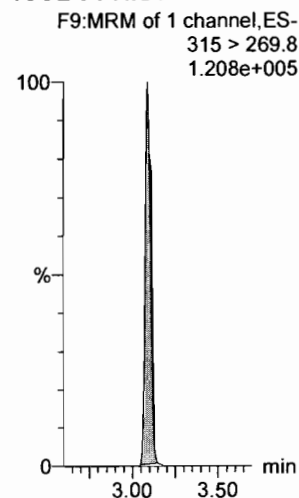
13C3-PFBS



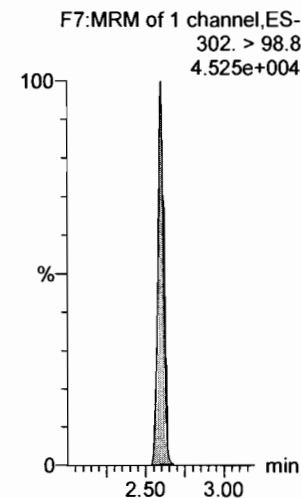
13C3-PFBS



13C2-PFHxA



13C3-PFBS

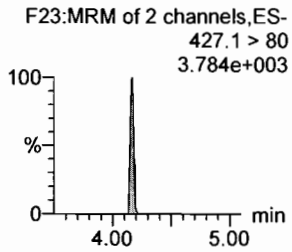
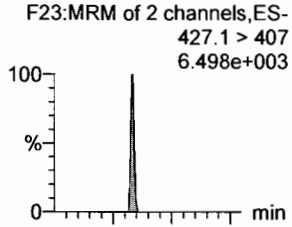


Dataset: F:\Projects\PFAS.PRO\Results\180221M1\180221M1-CRV.qld

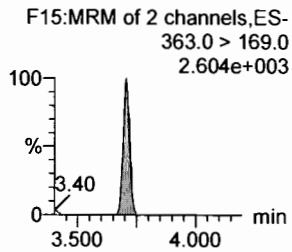
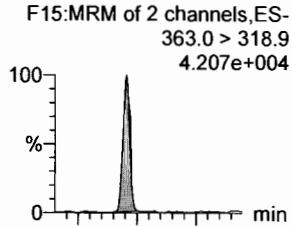
Last Altered: Thursday, February 22, 2018 10:52:55 Pacific Standard Time
Printed: Thursday, February 22, 2018 10:53:16 Pacific Standard Time

Name: 180221M1_6, Date: 21-Feb-2018, Time: 16:03:59, ID: ST180221M1-3 PFC CS0 18B0812, Description: PFC CS0 18B0812

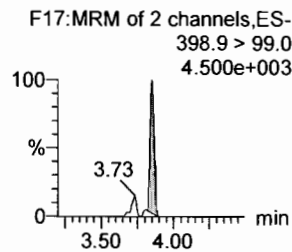
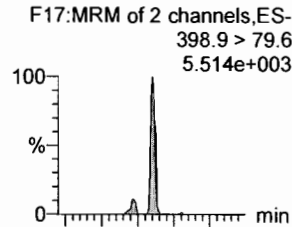
6:2 FTS



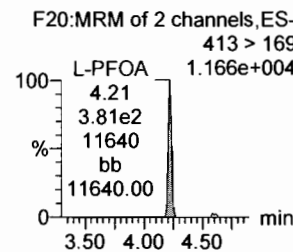
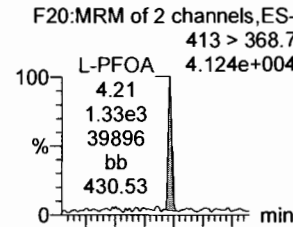
PFHpA



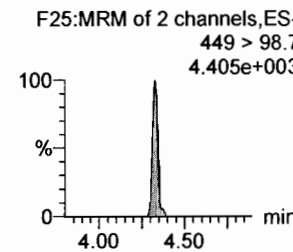
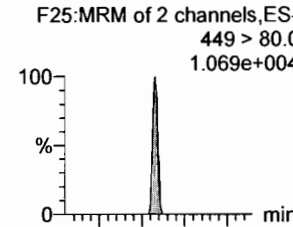
L-PFHxS



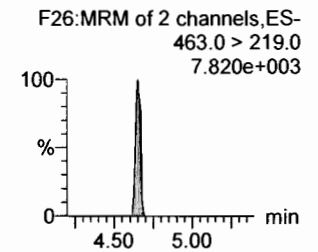
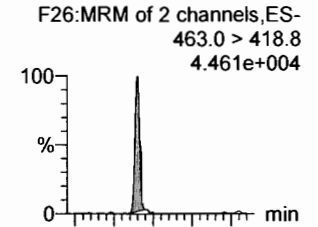
L-PFOA



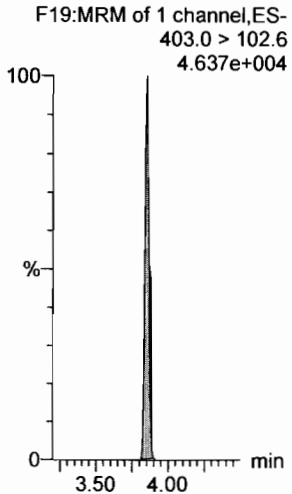
PFHpS



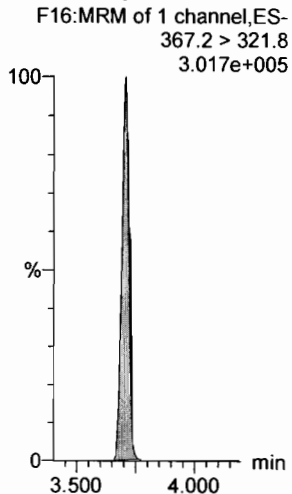
PFNA



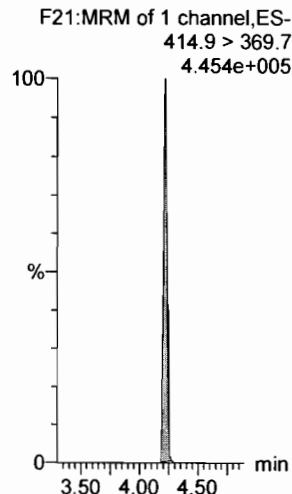
1802-PFHxS



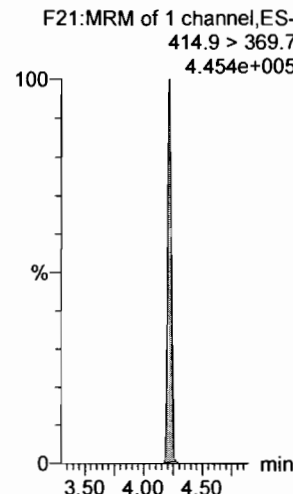
13C4-PFHpA



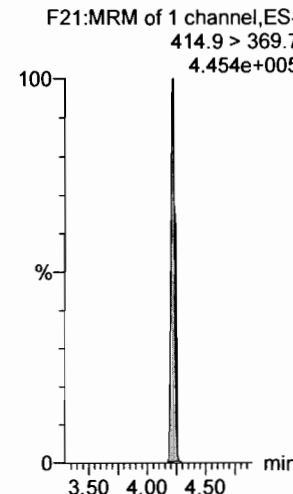
13C2-PFOA



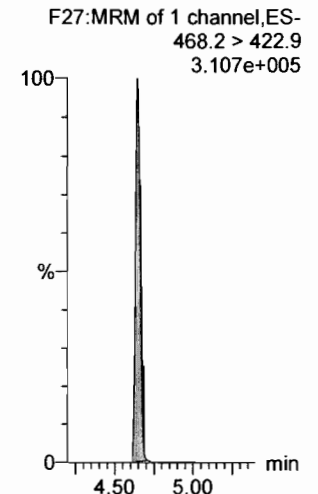
13C2-PFOA



13C2-PFOA



13C5-PFNA



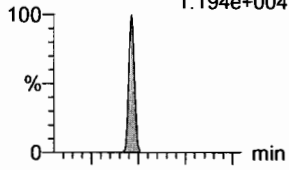
Dataset: F:\Projects\PFAS.PRO\Results\180221M1\180221M1-CRV.qld

Last Altered: Thursday, February 22, 2018 10:52:55 Pacific Standard Time
Printed: Thursday, February 22, 2018 10:53:16 Pacific Standard Time

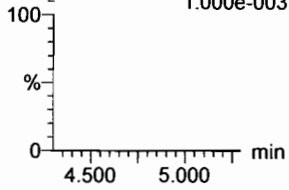
Name: 180221M1_6, Date: 21-Feb-2018, Time: 16:03:59, ID: ST180221M1-3 PFC CS0 18B0812, Description: PFC CS0 18B0812

PFOSA

F29:MRM of 4 channels,ES-
498.1 > 77.8
1.194e+004

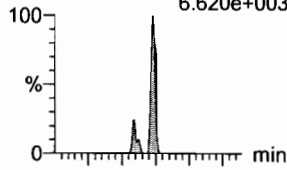


F29:MRM of 4 channels,ES-
498.1 > 478
1.000e-003

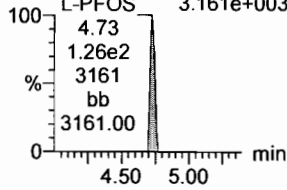


L-PFOS

F31:MRM of 2 channels,ES-
499 > 79.9
6.620e+003

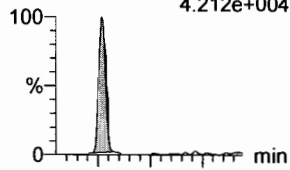


F31:MRM of 2 channels,ES-
499 > 99
3.161e+003

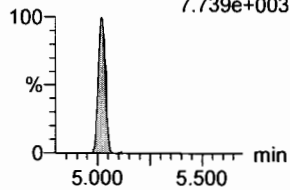


PFDA

F36:MRM of 2 channels,ES-
513 > 468.8
4.212e+004

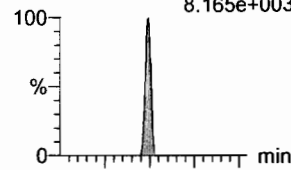


F36:MRM of 2 channels,ES-
513 > 219
7.739e+003

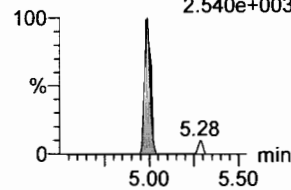


8:2 FTS

F41:MRM of 2 channels,ES-
527 > 506.9
8.165e+003

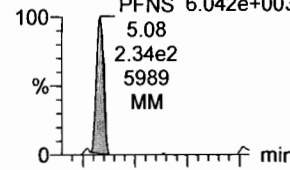


F41:MRM of 2 channels,ES-
527 > 80
2.540e+003

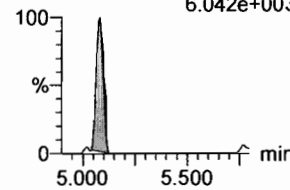


PFNS

F44:MRM of 2 channels,ES-
549.1 > 80.1
6.042e+003

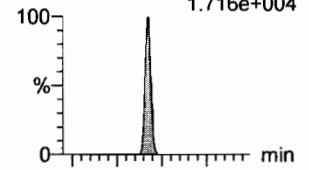


F44:MRM of 2 channels,ES-
549.1 > 80.1
6.042e+003

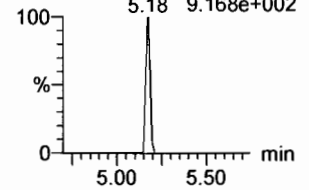


N-MeFOSAA

F47:MRM of 2 channels,ES-
570.1 > 419
1.716e+004

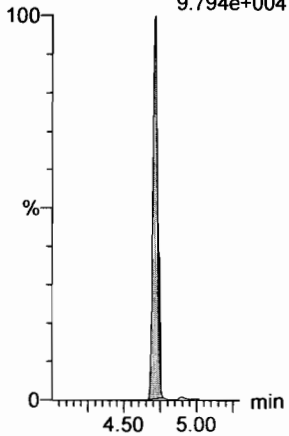


F47:MRM of 2 channels,ES-
570.1 > 483.0
9.168e+002



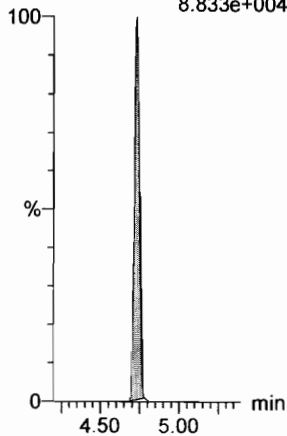
13C8-PFOSA

F33:MRM of 1 channel,ES-
506.1 > 77.7
9.794e+004



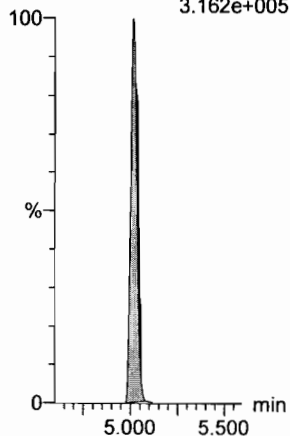
13C8-PFOS

F34:MRM of 1 channel,ES-
507.0 > 79.9
8.833e+004



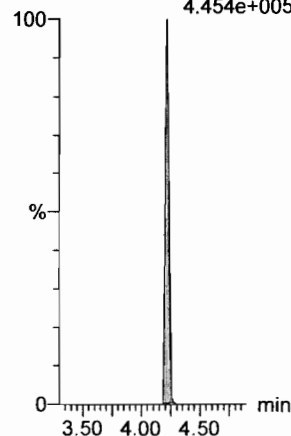
13C2-PFDA

F37:MRM of 1 channel,ES-
515.1 > 469.9
3.162e+005



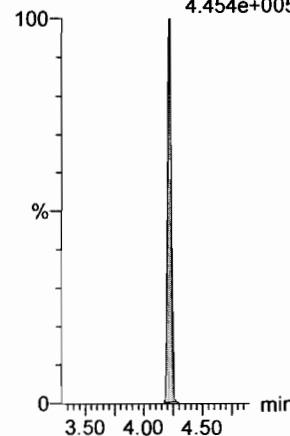
13C2-PFOA

F21:MRM of 1 channel,ES-
414.9 > 369.7
4.454e+005



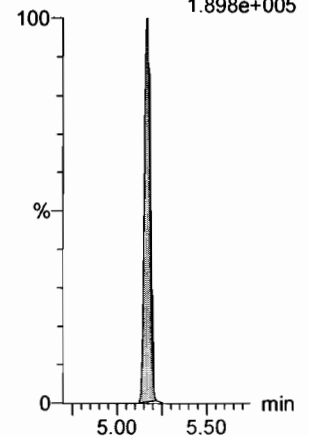
13C2-PFOA

F21:MRM of 1 channel,ES-
414.9 > 369.7
4.454e+005



d3-N-MeFOSAA

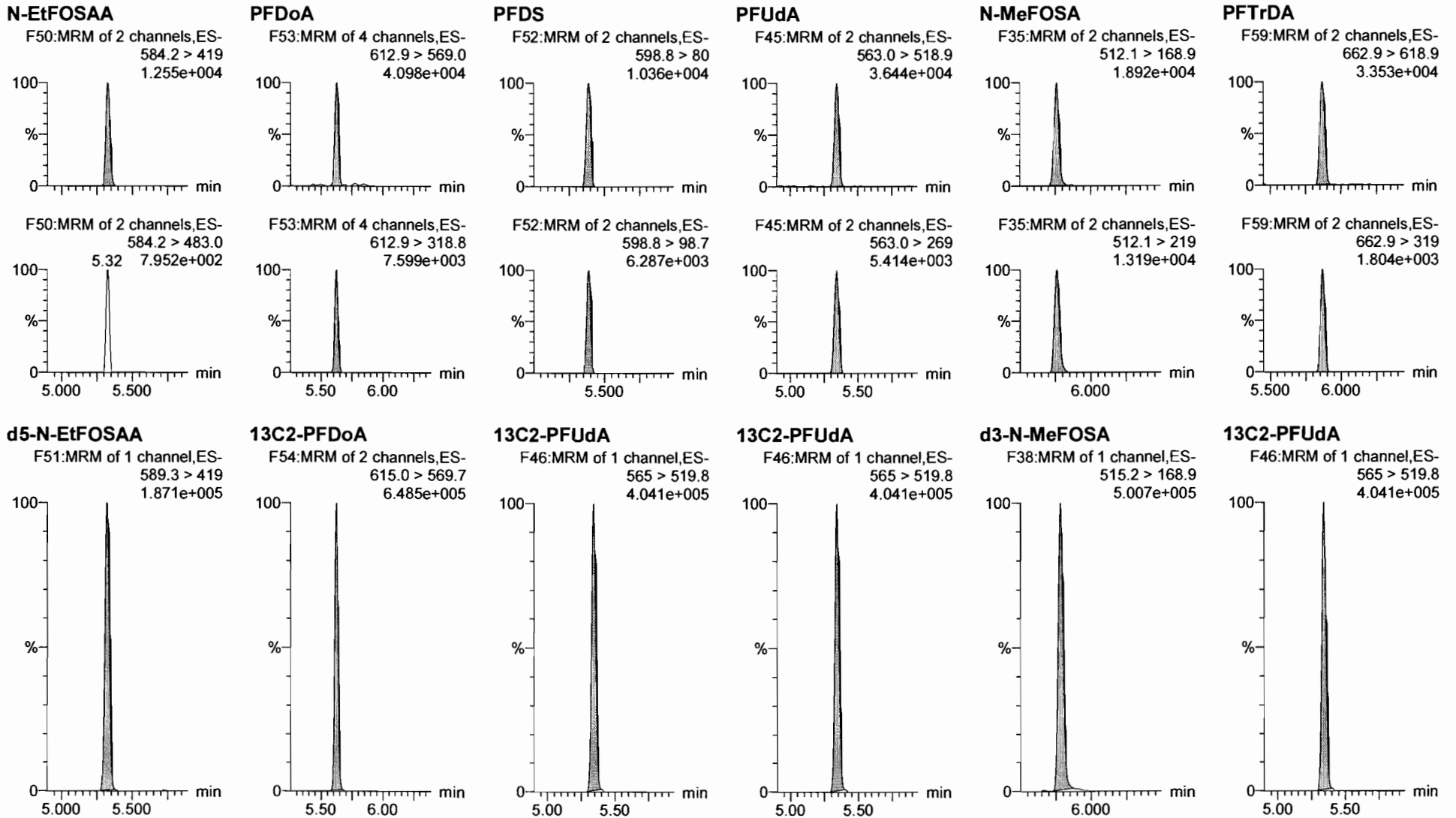
F49:MRM of 1 channel,ES-
573.3 > 419
1.898e+005



Dataset: F:\Projects\PFAS.PRO\Results\180221M1\180221M1-CRV.qld

Last Altered: Thursday, February 22, 2018 10:52:55 Pacific Standard Time
Printed: Thursday, February 22, 2018 10:53:16 Pacific Standard Time

Name: 180221M1_6, Date: 21-Feb-2018, Time: 16:03:59, ID: ST180221M1-3 PFC CS0 18B0812, Description: PFC CS0 18B0812



Dataset: F:\Projects\PFAS.PRO\Results\180221M1\180221M1-CRV.qld

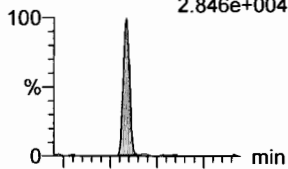
Last Altered: Thursday, February 22, 2018 10:52:55 Pacific Standard Time

Printed: Thursday, February 22, 2018 10:53:16 Pacific Standard Time

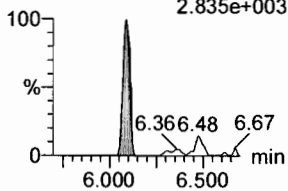
Name: 180221M1_6, Date: 21-Feb-2018, Time: 16:03:59, ID: ST180221M1-3 PFC CS0 18B0812, Description: PFC CS0 18B0812

PFTeDA

F60:MRM of 2 channels,ES-
712.9 > 668.8
2.846e+004

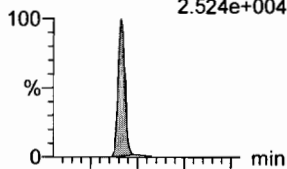


F60:MRM of 2 channels,ES-
712.9 > 369
2.835e+003

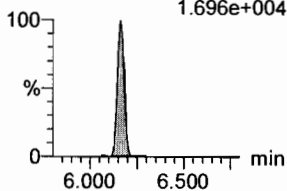


N-EtFOSA

F40:MRM of 2 channels,ES-
526.1 > 168.9
2.524e+004

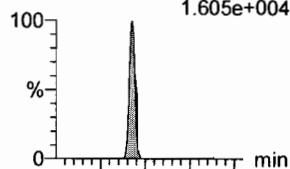


F40:MRM of 2 channels,ES-
526.1 > 219
1.696e+004

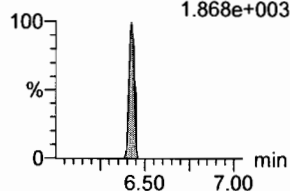


PFHxDA

F62:MRM of 2 channels,ES-
813.1 > 768.6
1.605e+004

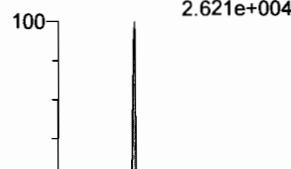


F62:MRM of 2 channels,ES-
813.1 > 219
1.868e+003




PFODA

F64:MRM of 1 channel,ES-
913.1 > 868.8
2.621e+004




N-MeFOSE

F55:MRM of 1 channel,ES-
616.1 > 58.9
2.730e+004



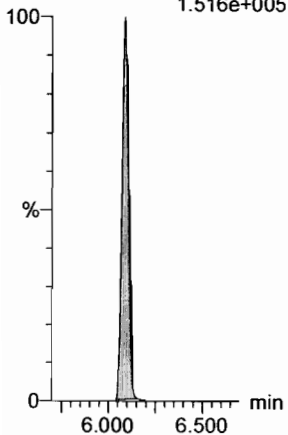
N-EtFOSE

F57:MRM of 1 channel,ES-
630.1 > 58.9
3.570e+004



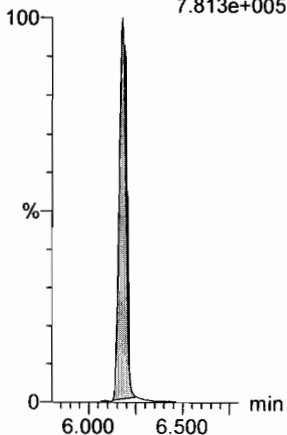
¹³C2-PFTeDA

F61:MRM of 2 channels,ES-
714.8 > 669.6
1.516e+005



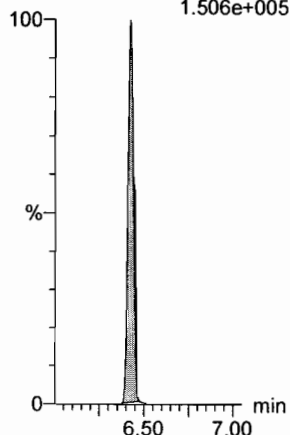
d5-N-ETFOSA

F43:MRM of 1 channel,ES-
531.1 > 168.9
7.813e+005



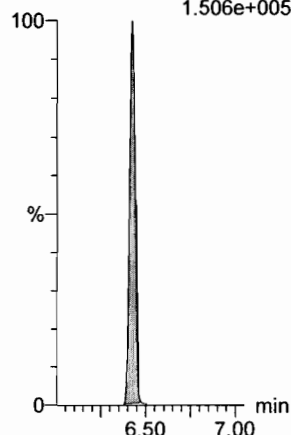
¹³C2-PFHxDA

F63:MRM of 1 channel,ES-
815 > 769.7
1.506e+005



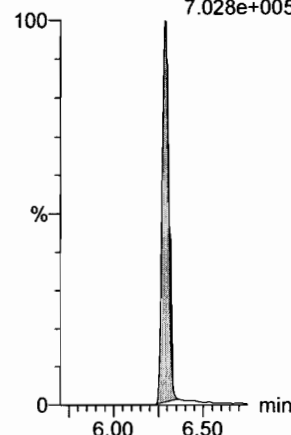
¹³C2-PFHxDA

F63:MRM of 1 channel,ES-
815 > 769.7
1.506e+005



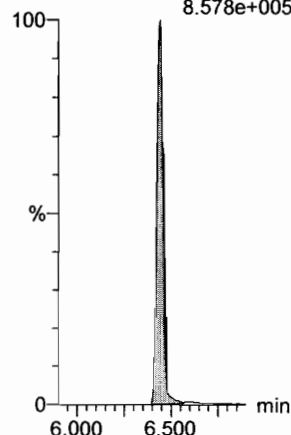
d7-N-MeFOSE

F56:MRM of 1 channel,ES-
623.1 > 58.9
7.028e+005



d9-N-EtFOSE

F58:MRM of 1 channel,ES-
639.2 > 58.8
8.578e+005

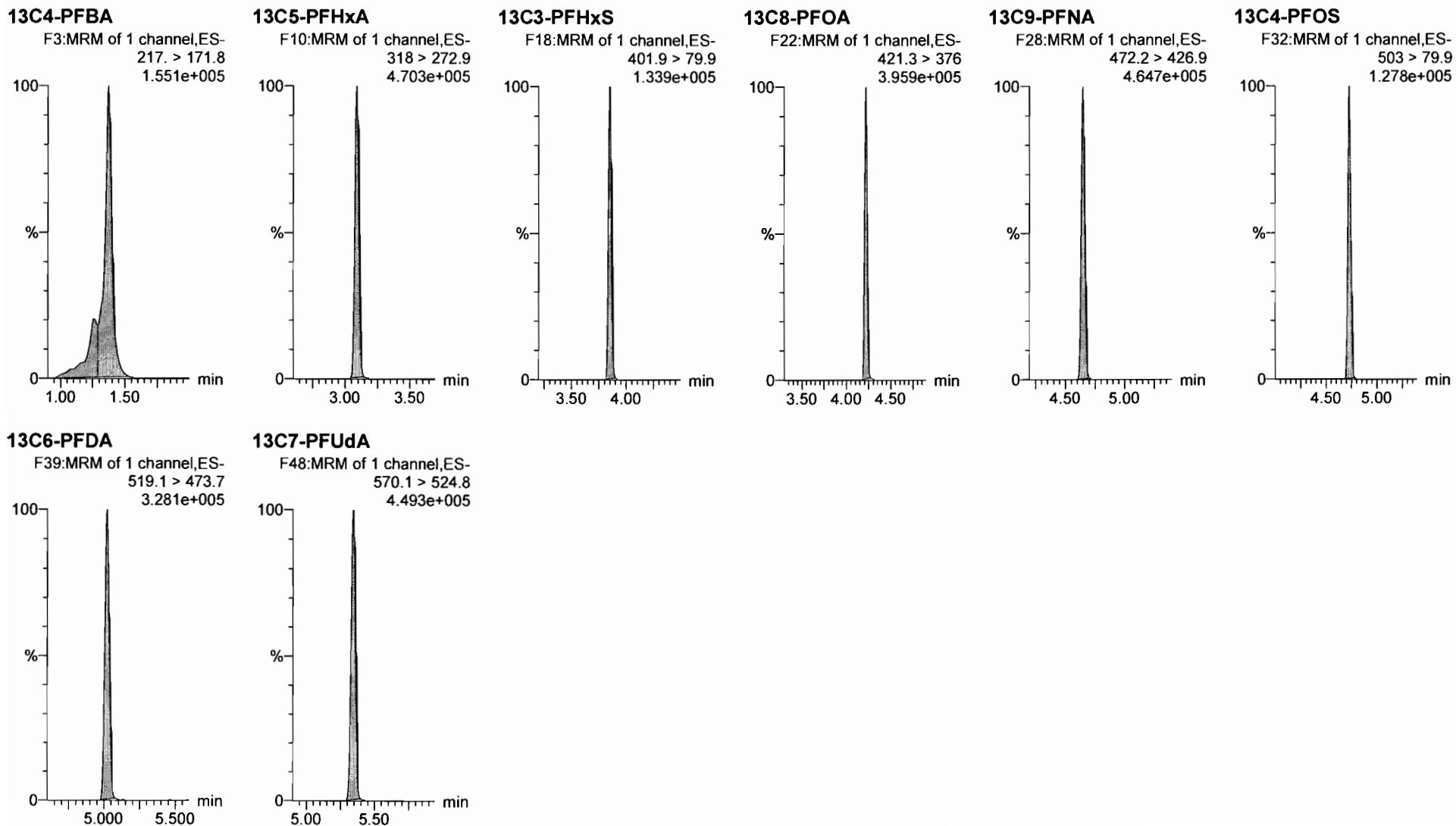


Dataset: F:\Projects\PFAS.PRO\Results\180221M1\180221M1-CRV.qld

Last Altered: Thursday, February 22, 2018 10:52:55 Pacific Standard Time

Printed: Thursday, February 22, 2018 10:53:16 Pacific Standard Time

Name: 180221M1_6, Date: 21-Feb-2018, Time: 16:03:59, ID: ST180221M1-3 PFC CS0 18B0812, Description: PFC CS0 18B0812



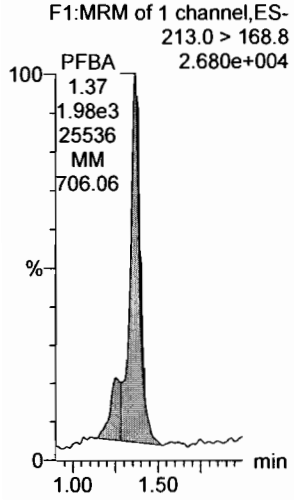
Dataset: F:\Projects\PFAS.PRO\Results\180221M1\180221M1-CRV.qld

Last Altered: Thursday, February 22, 2018 10:52:55 Pacific Standard Time

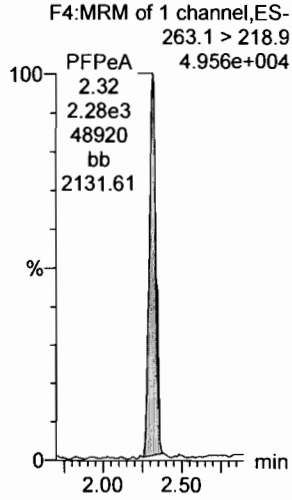
Printed: Thursday, February 22, 2018 10:53:16 Pacific Standard Time

Name: 180221M1_7, Date: 21-Feb-2018, Time: 16:15:27, ID: ST180221M1-4 PFC CS1 18B0813, Description: PFC CS1 18B0813

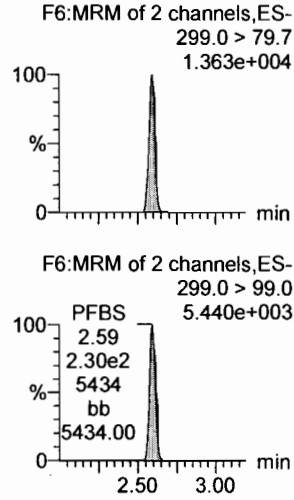
PFBA



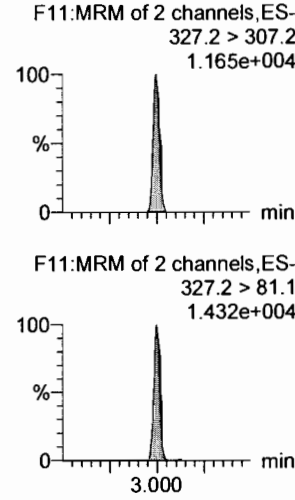
PFPeA



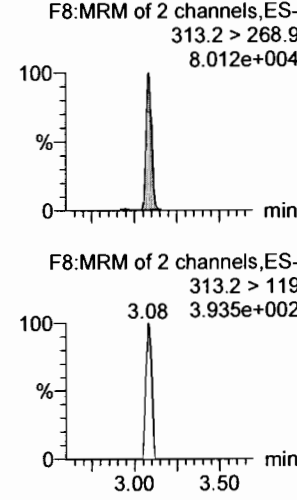
PFBS



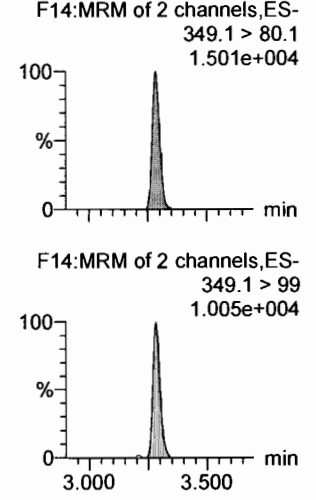
4:2 FTS



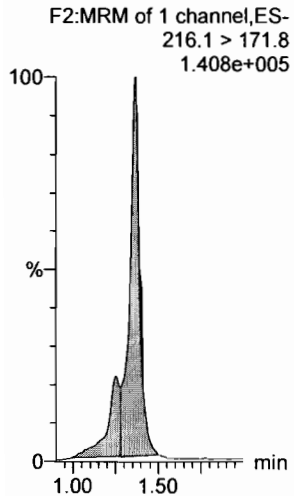
PFHxA



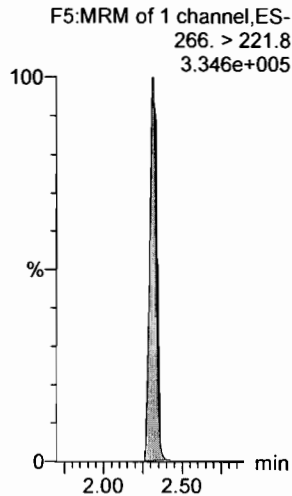
PFPeS



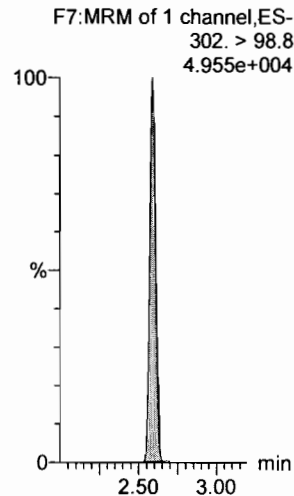
13C3-PFBA



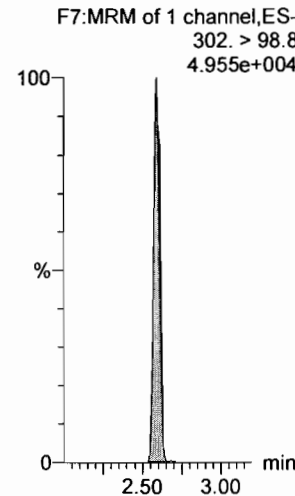
13C3-PFPeA



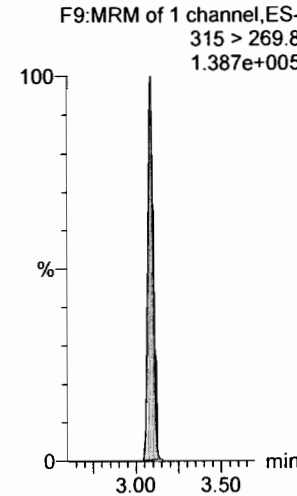
13C3-PFBS



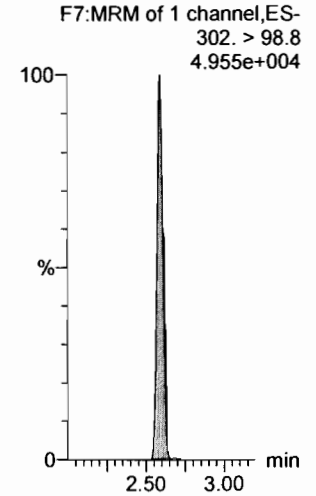
13C3-PFBS



13C2-PFHxA



13C3-PFBS

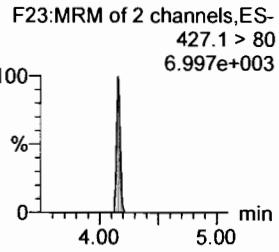
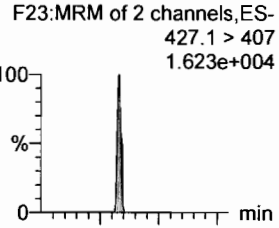


Dataset: F:\Projects\PFAS.PRO\Results\180221M1\180221M1-CRV.qld

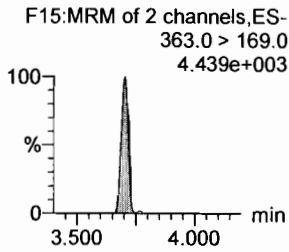
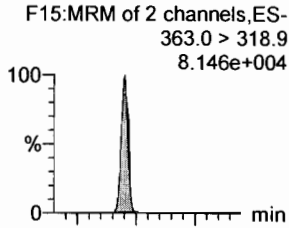
Last Altered: Thursday, February 22, 2018 10:52:55 Pacific Standard Time
Printed: Thursday, February 22, 2018 10:53:16 Pacific Standard Time

Name: 180221M1_7, Date: 21-Feb-2018, Time: 16:15:27, ID: ST180221M1-4 PFC CS1 18B0813, Description: PFC CS1 18B0813

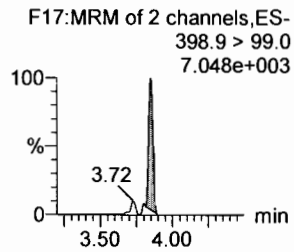
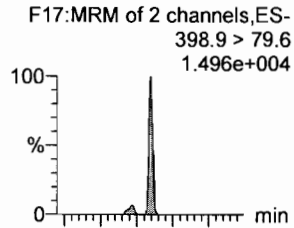
6:2 FTS



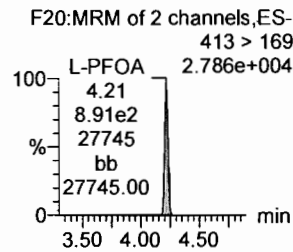
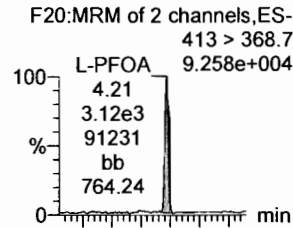
PFHpA



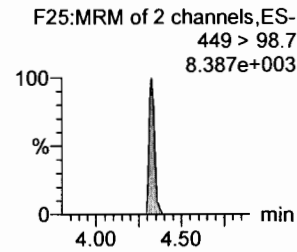
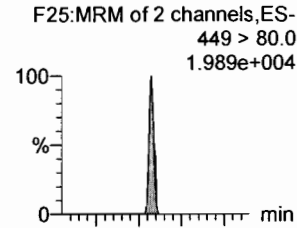
L-PFHxS



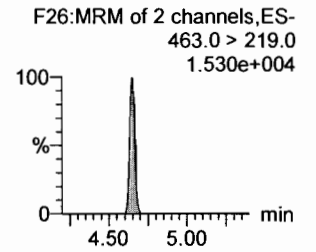
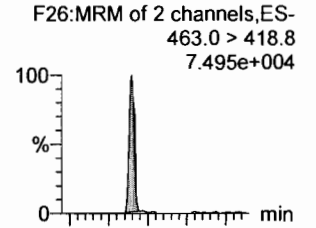
L-PFOA




PFHpS



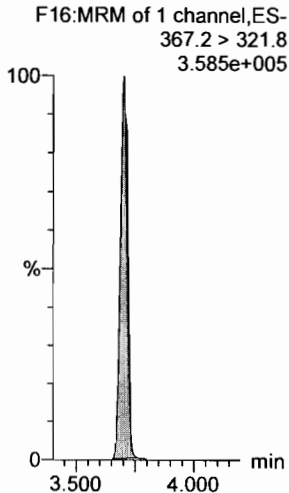
PFNA



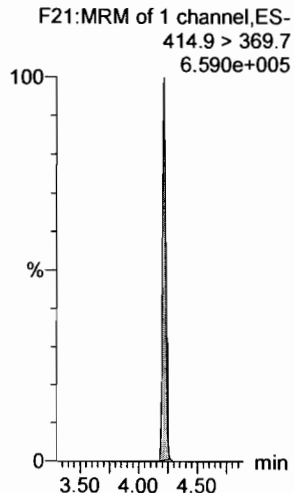
18O2-PFHxS



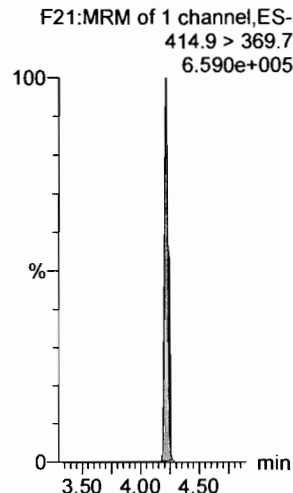
13C4-PFHpA



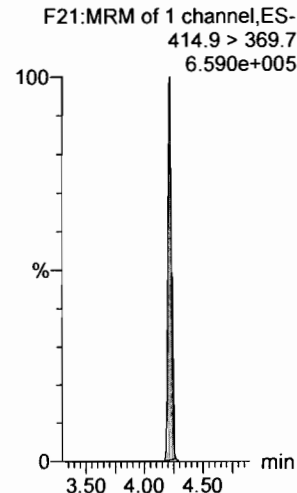
13C2-PFOA



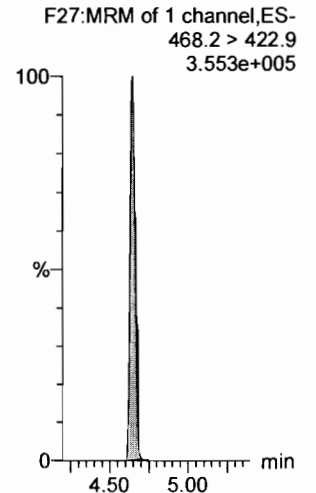
13C2-PFOA



13C2-PFOA



13C5-PFNA

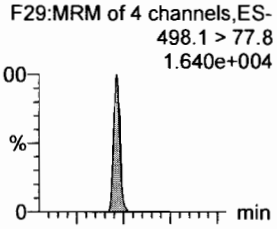


Dataset: F:\Projects\PFAS.PRO\Results\180221M1\180221M1-CRV.qld

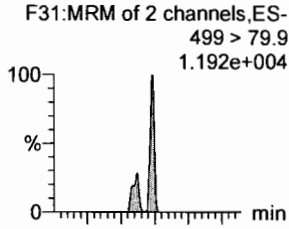
Last Altered: Thursday, February 22, 2018 10:52:55 Pacific Standard Time
Printed: Thursday, February 22, 2018 10:53:16 Pacific Standard Time

Name: 180221M1_7, Date: 21-Feb-2018, Time: 16:15:27, ID: ST180221M1-4 PFC CS1 18B0813, Description: PFC CS1 18B0813

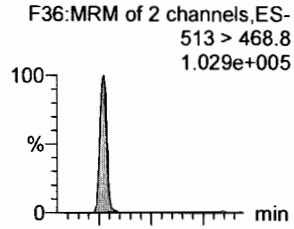
PFOSA



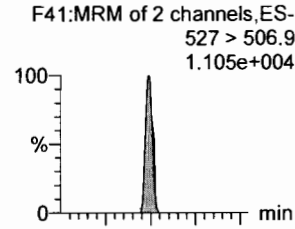
L-PFOS



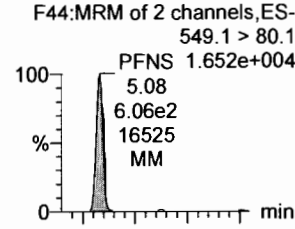
PFDA



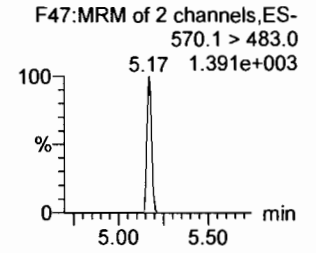
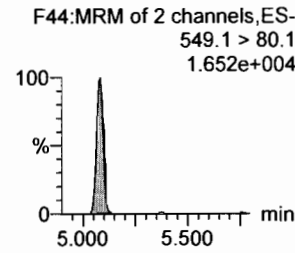
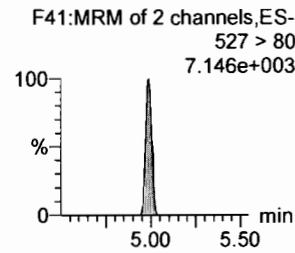
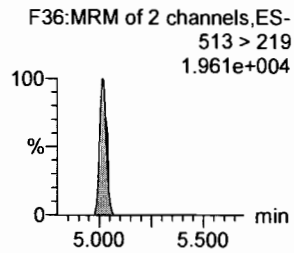
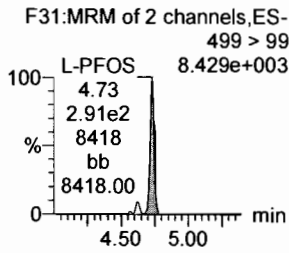
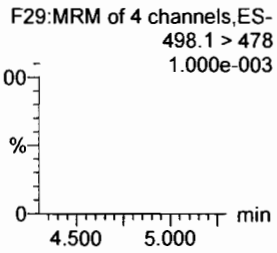
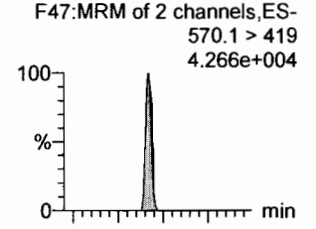
8:2 FTS



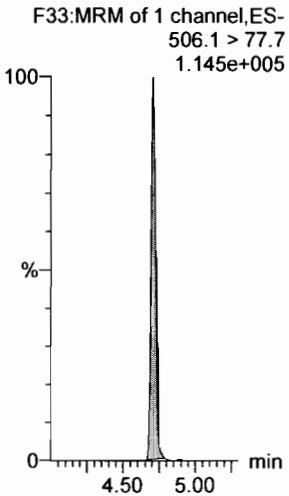
PFNS



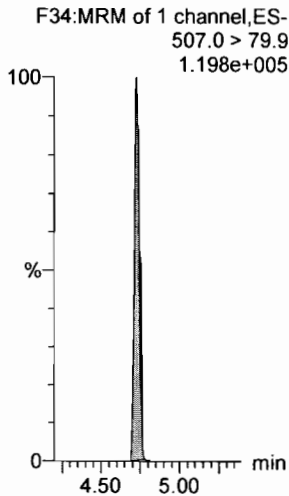
N-MeFOSAA



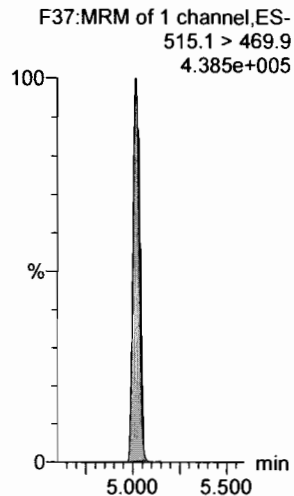
13C8-PFOSA



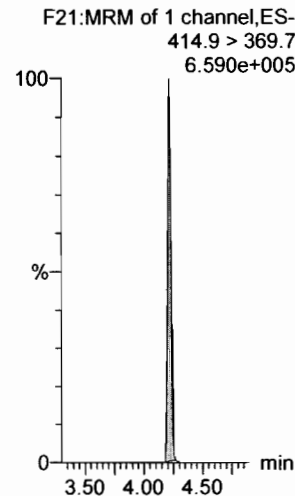
13C8-PFOS



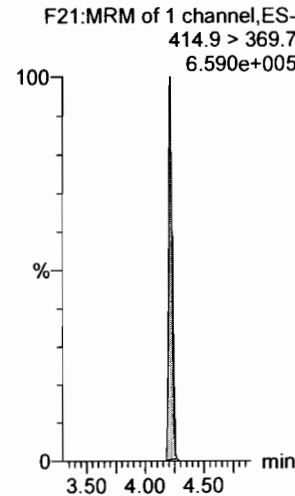
13C2-PFDA



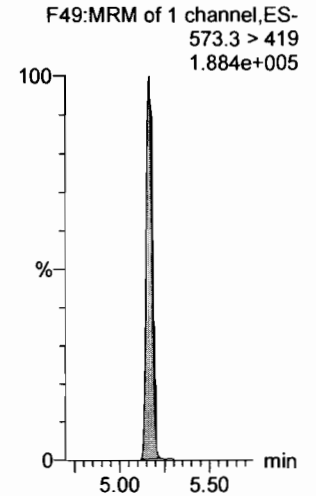
13C2-PFOA



13C2-PFOA



d3-N-MeFOSAA



Dataset: F:\Projects\PFAS.PRO\Results\180221M1\180221M1-CRV.qld

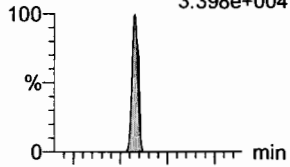
Last Altered: Thursday, February 22, 2018 10:52:55 Pacific Standard Time

Printed: Thursday, February 22, 2018 10:53:16 Pacific Standard Time

Name: 180221M1_7, Date: 21-Feb-2018, Time: 16:15:27, ID: ST180221M1-4 PFC CS1 18B0813, Description: PFC CS1 18B0813

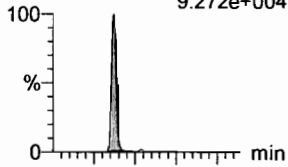
N-EtFOSAA

F50:MRM of 2 channels,ES-
584.2 > 419
3.398e+004



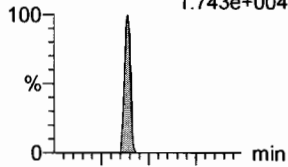
PFDoA

F53:MRM of 4 channels,ES-
612.9 > 569.0
9.272e+004



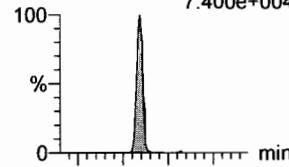
PFDS

F52:MRM of 2 channels,ES-
598.8 > 80
1.743e+004



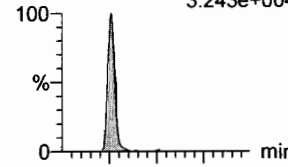
PFUdA

F45:MRM of 2 channels,ES-
563.0 > 518.9
7.400e+004



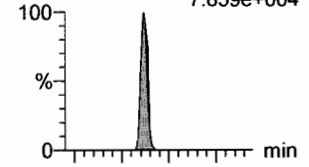
N-MeFOSA

F35:MRM of 2 channels,ES-
512.1 > 168.9
3.243e+004

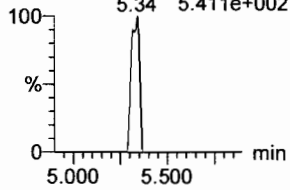


PFTrDA

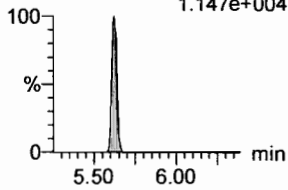
F59:MRM of 2 channels,ES-
662.9 > 618.9
7.859e+004



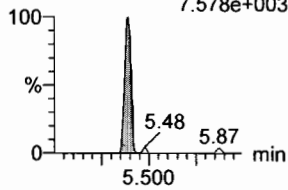
F50:MRM of 2 channels,ES-
584.2 > 483.0
5.34 5.411e+002



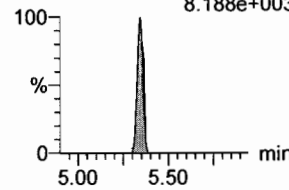
F53:MRM of 4 channels,ES-
612.9 > 318.8
1.147e+004



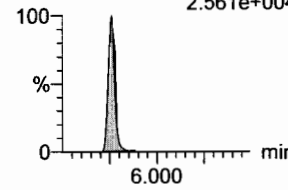
F52:MRM of 2 channels,ES-
598.8 > 98.7
7.578e+003



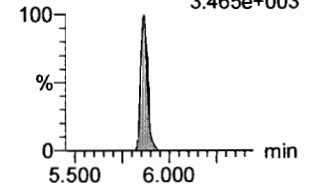
F45:MRM of 2 channels,ES-
563.0 > 269
8.188e+003



F35:MRM of 2 channels,ES-
512.1 > 219
2.561e+004

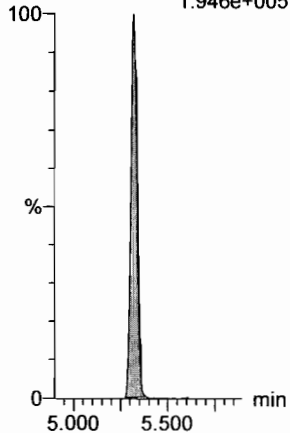


F59:MRM of 2 channels,ES-
662.9 > 319
3.465e+003



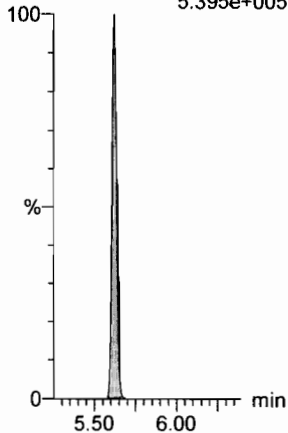
d5-N-EtFOSAA

F51:MRM of 1 channel,ES-
589.3 > 419
1.946e+005



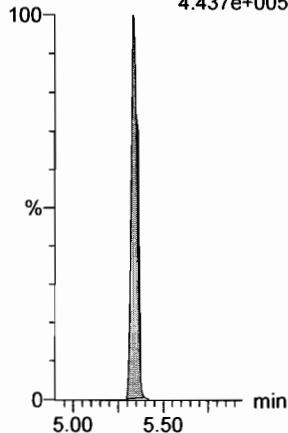
13C2-PFDoA

F54:MRM of 2 channels,ES-
615.0 > 569.7
5.395e+005



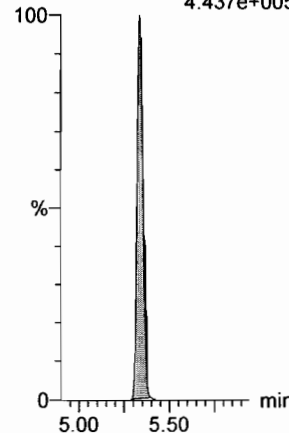
13C2-PFUdA

F46:MRM of 1 channel,ES-
565 > 519.8
4.437e+005



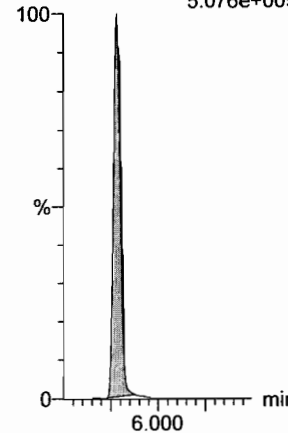
13C2-PFUdA

F46:MRM of 1 channel,ES-
565 > 519.8
4.437e+005



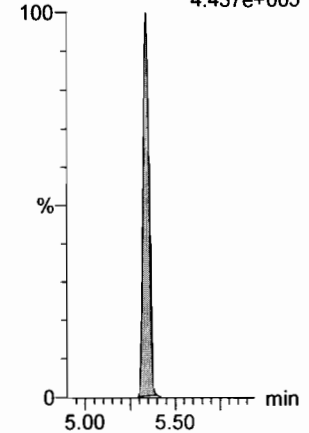
d3-N-MeFOSA

F38:MRM of 1 channel,ES-
515.2 > 168.9
5.076e+005



13C2-PFUdA

F46:MRM of 1 channel,ES-
565 > 519.8
4.437e+005



Dataset: F:\Projects\PFAS.PRO\Results\180221M1\180221M1-CRV.qld

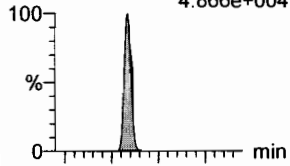
Last Altered: Thursday, February 22, 2018 10:52:55 Pacific Standard Time

Printed: Thursday, February 22, 2018 10:53:16 Pacific Standard Time

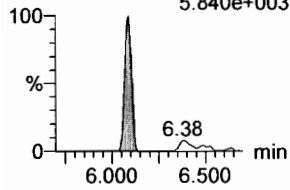
Name: 180221M1_7, Date: 21-Feb-2018, Time: 16:15:27, ID: ST180221M1-4 PFC CS1 18B0813, Description: PFC CS1 18B0813

PFTeDA

F60:MRM of 2 channels,ES-
712.9 > 668.8
4.866e+004

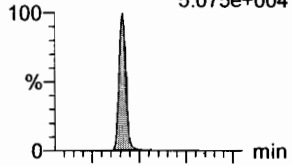


F60:MRM of 2 channels,ES-
712.9 > 369
5.840e+003

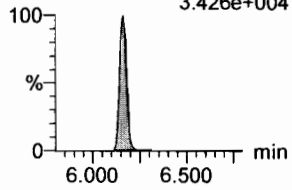


N-EtFOSA

F40:MRM of 2 channels,ES-
526.1 > 168.9
5.075e+004

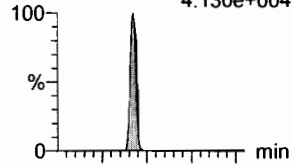


F40:MRM of 2 channels,ES-
526.1 > 219
3.426e+004

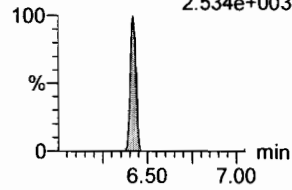


PFHxDA

F62:MRM of 2 channels,ES-
813.1 > 768.6
4.130e+004

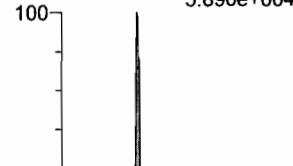


F62:MRM of 2 channels,ES-
813.1 > 219
2.534e+003




PFODA

F64:MRM of 1 channel,ES-
913.1 > 868.8
5.890e+004




N-MeFOSE

F55:MRM of 1 channel,ES-
616.1 > 58.9
4.965e+004



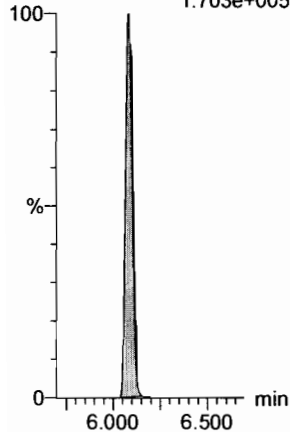
N-EtFOSE

F57:MRM of 1 channel,ES-
630.1 > 58.9
5.283e+004



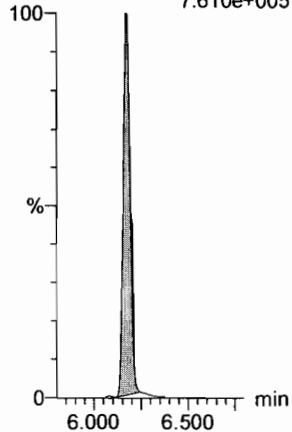
13C2-PFTeDA

F61:MRM of 2 channels,ES-
714.8 > 669.6
1.703e+005



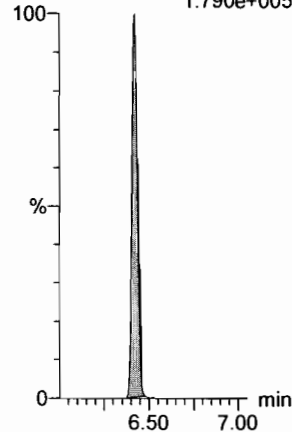
d5-N-ETFOSA

F43:MRM of 1 channel,ES-
531.1 > 168.9
7.610e+005



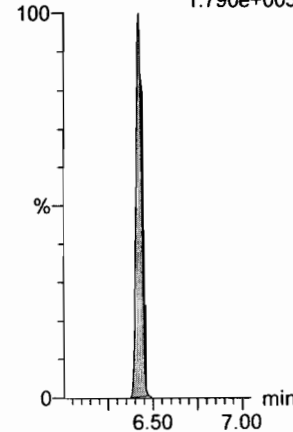
13C2-PFHxDA

F63:MRM of 1 channel,ES-
815 > 769.7
1.790e+005



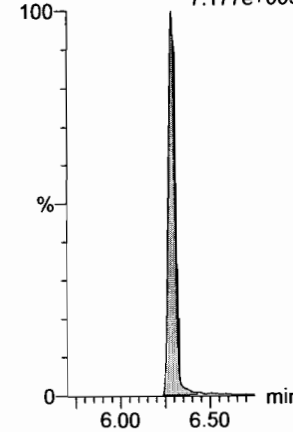
13C2-PFHxDA

F63:MRM of 1 channel,ES-
815 > 769.7
1.790e+005



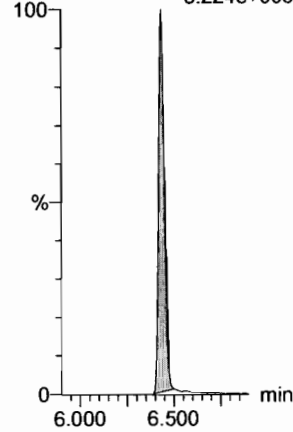
d7-N-MeFOSE

F56:MRM of 1 channel,ES-
623.1 > 58.9
7.177e+005



d9-N-EtFOSE

F58:MRM of 1 channel,ES-
639.2 > 58.8
8.224e+005



Dataset: F:\Projects\PFAS.PRO\Results\180221M1\180221M1-CRV.qld

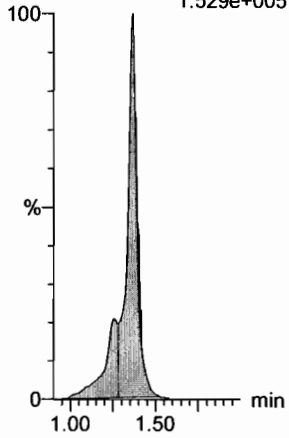
Last Altered: Thursday, February 22, 2018 10:52:55 Pacific Standard Time

Printed: Thursday, February 22, 2018 10:53:16 Pacific Standard Time

Name: 180221M1_7, Date: 21-Feb-2018, Time: 16:15:27, ID: ST180221M1-4 PFC CS1 18B0813, Description: PFC CS1 18B0813

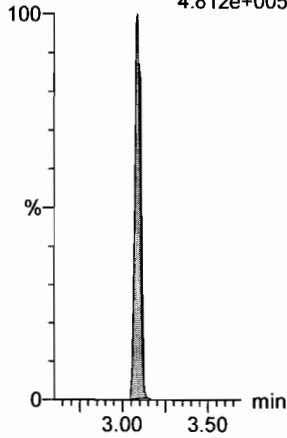
13C4-PFBA

F3:MRM of 1 channel,ES-
217. > 171.8
1.529e+005



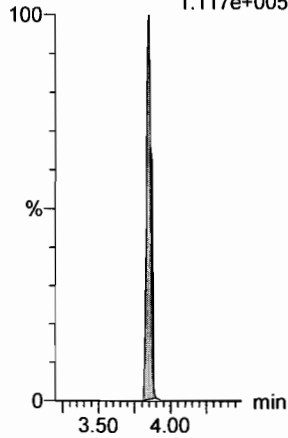
13C5-PFHxA

F10:MRM of 1 channel,ES-
318 > 272.9
4.812e+005



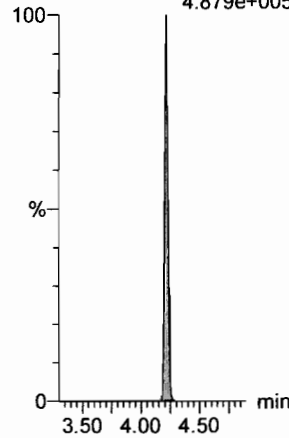
13C3-PFHxS

F18:MRM of 1 channel,ES-
401.9 > 79.9
1.117e+005



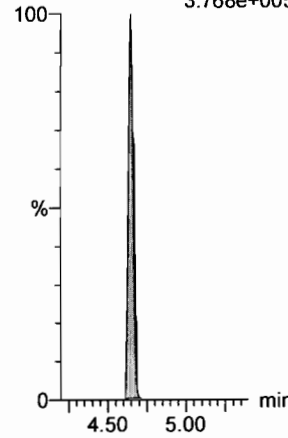
13C8-PFOA

F22:MRM of 1 channel,ES-
421.3 > 376
4.879e+005



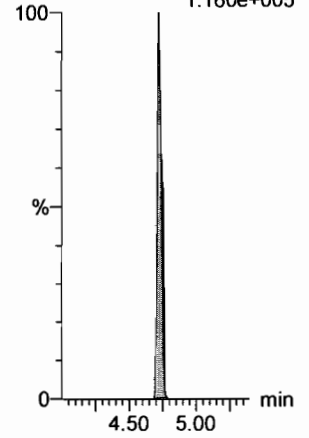
13C9-PFNA

F28:MRM of 1 channel,ES-
472.2 > 426.9
3.768e+005



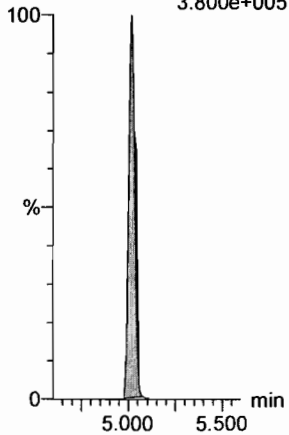
13C4-PFOS

F32:MRM of 1 channel,ES-
503 > 79.9
1.160e+005



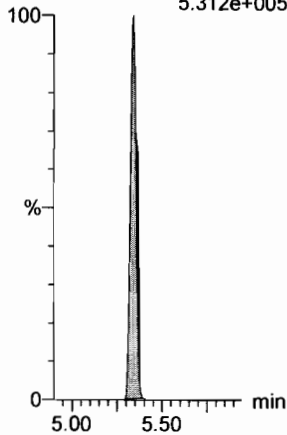
13C6-PFDA

F39:MRM of 1 channel,ES-
519.1 > 473.7
3.800e+005



13C7-PFUdA

F48:MRM of 1 channel,ES-
570.1 > 524.8
5.312e+005

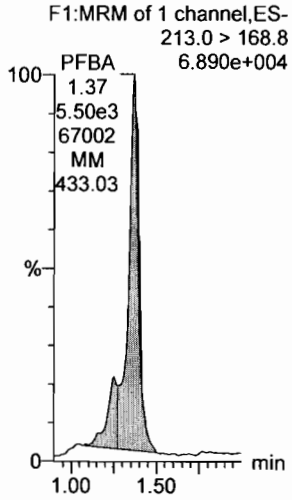


Dataset: F:\Projects\PFAS.PRO\Results\180221M1\180221M1-CRV.qld

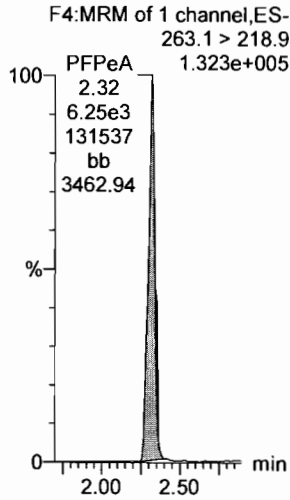
Last Altered: Thursday, February 22, 2018 10:52:55 Pacific Standard Time
Printed: Thursday, February 22, 2018 10:53:16 Pacific Standard Time

Name: 180221M1_8, Date: 21-Feb-2018, Time: 16:26:53, ID: ST180221M1-5 PFC CS2 18B0814, Description: PFC CS2 18B0814

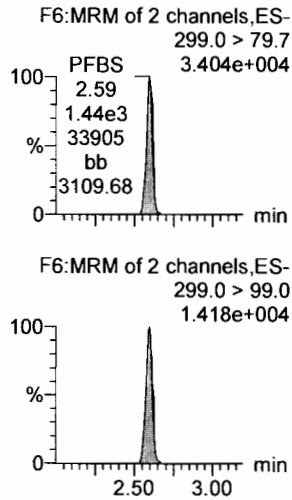
PFBA



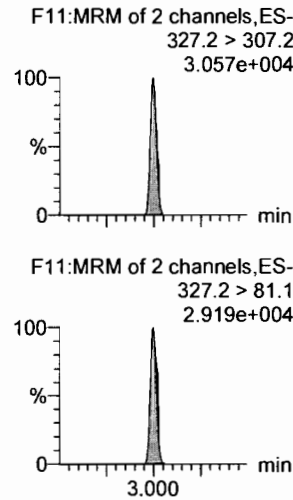
PFPeA



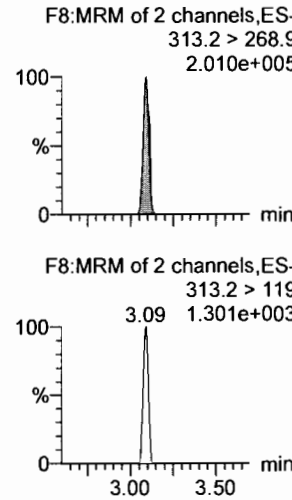
PFBS



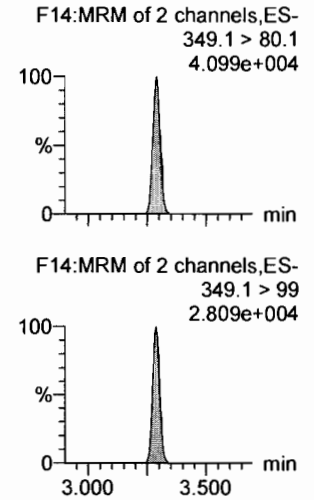
4:2 FTS



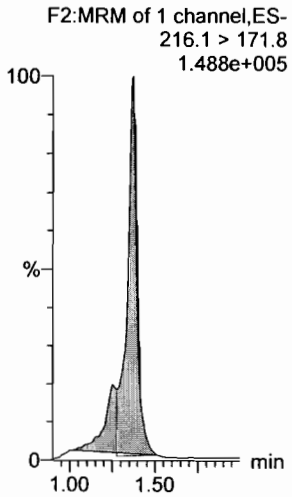
PFHxA



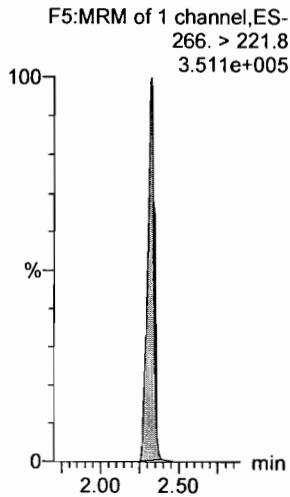
PFPeS



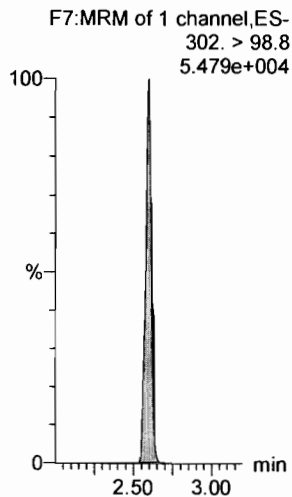
13C3-PFBA



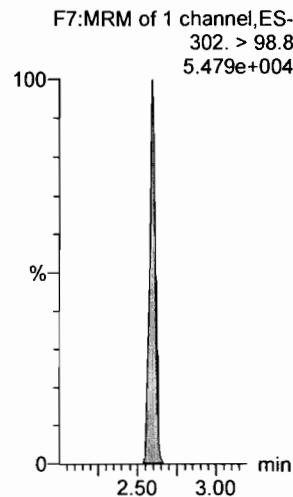
13C3-PFPeA



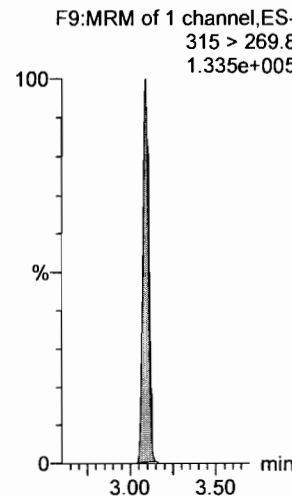
13C3-PFBS



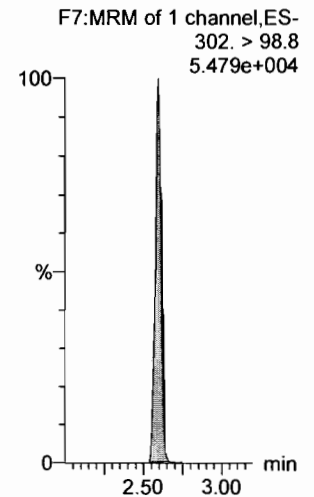
13C3-PFBS



13C2-PFHxA



13C3-PFBS



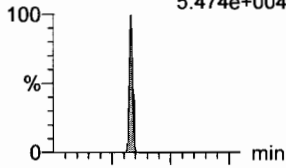
Dataset: F:\Projects\PFAS.PRO\Results\180221M1\180221M1-CRV.qld

Last Altered: Thursday, February 22, 2018 10:52:55 Pacific Standard Time
Printed: Thursday, February 22, 2018 10:53:16 Pacific Standard Time

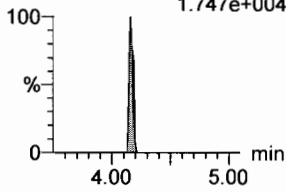
Name: 180221M1_8, Date: 21-Feb-2018, Time: 16:26:53, ID: ST180221M1-5 PFC CS2 18B0814, Description: PFC CS2 18B0814

6:2 FTS

F23:MRM of 2 channels,ES-
427.1 > 407
5.474e+004

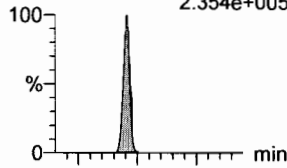


F23:MRM of 2 channels,ES-
427.1 > 80
1.747e+004

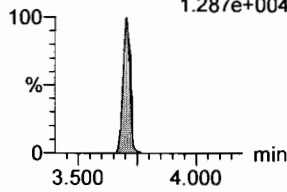


PFHpA

F15:MRM of 2 channels,ES-
363.0 > 318.9
2.354e+005

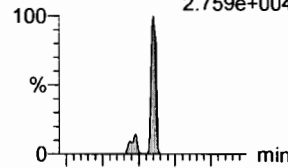


F15:MRM of 2 channels,ES-
363.0 > 169.0
1.287e+004

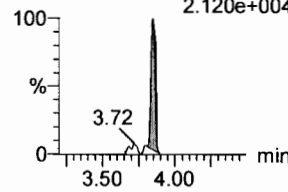


L-PFHxS

F17:MRM of 2 channels,ES-
398.9 > 79.6
2.759e+004

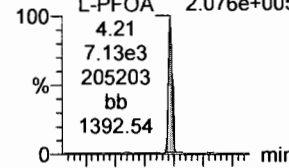


F17:MRM of 2 channels,ES-
398.9 > 99.0
2.120e+004

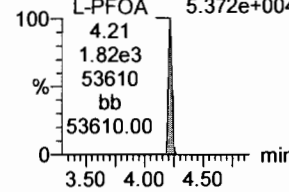


L-PFOA

F20:MRM of 2 channels,ES-
413 > 368.7
2.076e+005

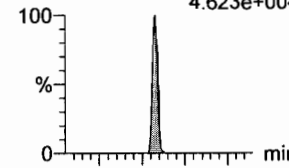


F20:MRM of 2 channels,ES-
413 > 169
5.372e+004

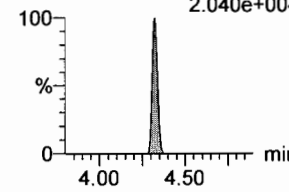


PFHpS

F25:MRM of 2 channels,ES-
449 > 80.0
4.623e+004

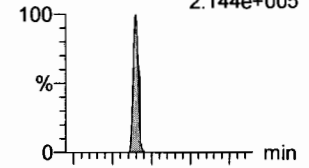


F25:MRM of 2 channels,ES-
449 > 98.7
2.040e+004

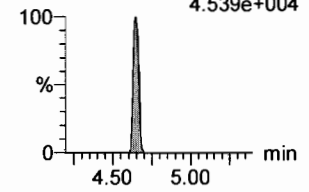


PFNA

F26:MRM of 2 channels,ES-
463.0 > 418.8
2.144e+005

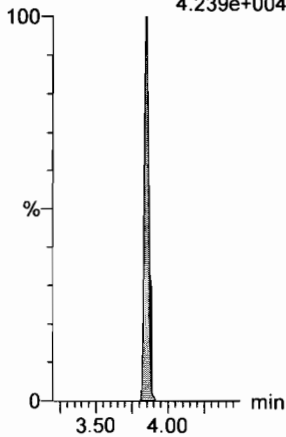


F26:MRM of 2 channels,ES-
463.0 > 219.0
4.539e+004



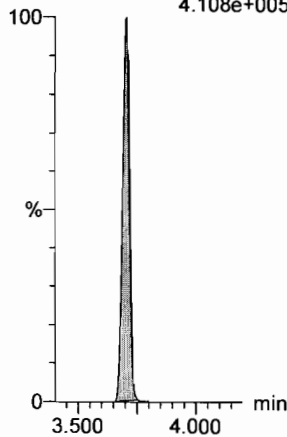
1802-PFHxS

F19:MRM of 1 channel,ES-
403.0 > 102.6
4.239e+004



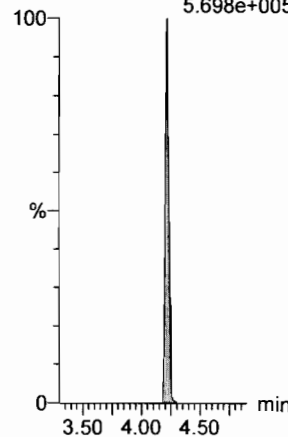
13C4-PFHpA

F16:MRM of 1 channel,ES-
367.2 > 321.8
4.108e+005



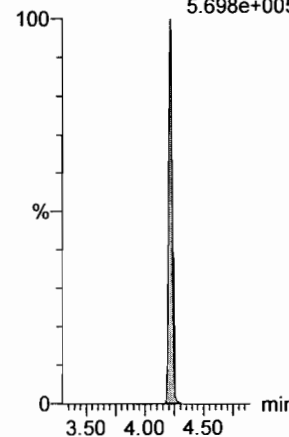
13C2-PFOA

F21:MRM of 1 channel,ES-
414.9 > 369.7
5.698e+005



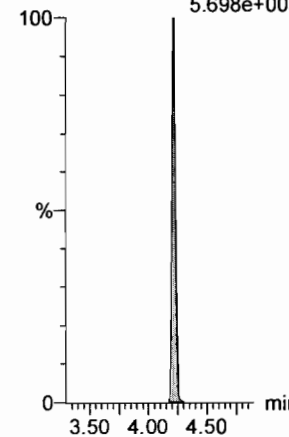
13C2-PFOA

F21:MRM of 1 channel,ES-
414.9 > 369.7
5.698e+005



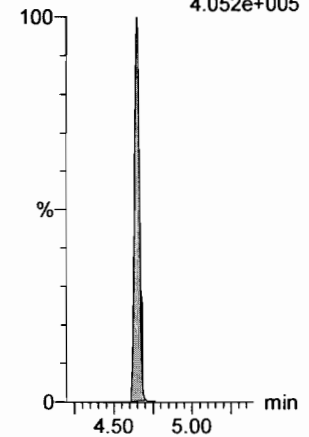
13C2-PFOA

F21:MRM of 1 channel,ES-
414.9 > 369.7
5.698e+005



13C5-PFNA

F27:MRM of 1 channel,ES-
468.2 > 422.9
4.052e+005



Dataset: F:\Projects\PFAS.PRO\Results\180221M1\180221M1-CRV.qld

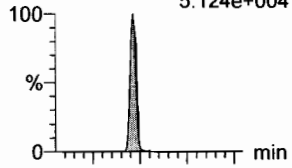
Last Altered: Thursday, February 22, 2018 10:52:55 Pacific Standard Time

Printed: Thursday, February 22, 2018 10:53:16 Pacific Standard Time

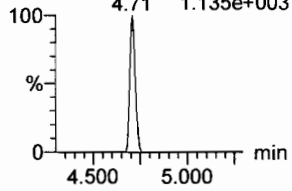
Name: 180221M1_8, Date: 21-Feb-2018, Time: 16:26:53, ID: ST180221M1-5 PFC CS2 18B0814, Description: PFC CS2 18B0814

PFOSA

F29:MRM of 4 channels,ES-
498.1 > 77.8
5.124e+004

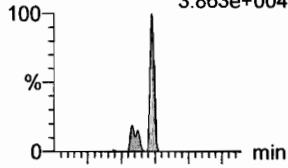


F29:MRM of 4 channels,ES-
498.1 > 478
1.135e+003

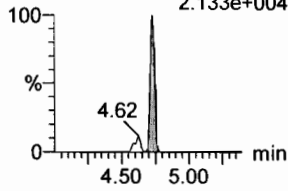


L-PFOS

F31:MRM of 2 channels,ES-
499 > 79.9
3.863e+004

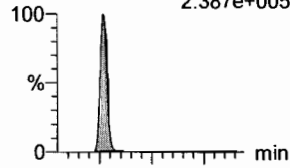


F31:MRM of 2 channels,ES-
499 > 99
2.133e+004

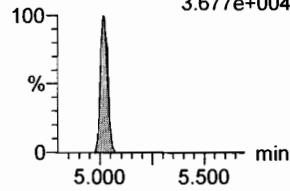


PFDA

F36:MRM of 2 channels,ES-
513 > 468.8
2.387e+005

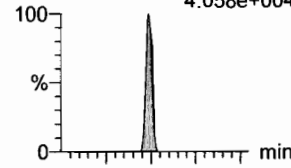


F36:MRM of 2 channels,ES-
513 > 219
3.677e+004

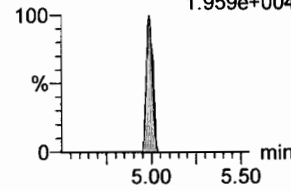


8:2 FTS

F41:MRM of 2 channels,ES-
527 > 506.9
4.058e+004

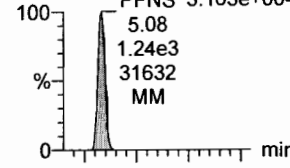


F41:MRM of 2 channels,ES-
527 > 80
1.959e+004

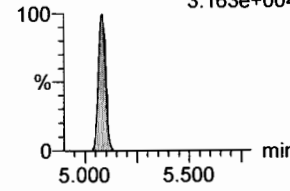


PFNS

F44:MRM of 2 channels,ES-
549.1 > 80.1
3.163e+004

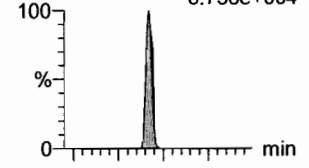


F44:MRM of 2 channels,ES-
549.1 > 80.1
3.163e+004

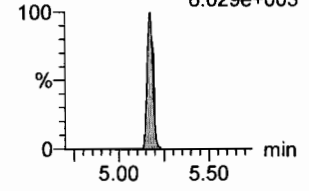


N-MeFOSAA

F47:MRM of 2 channels,ES-
570.1 > 419
8.756e+004

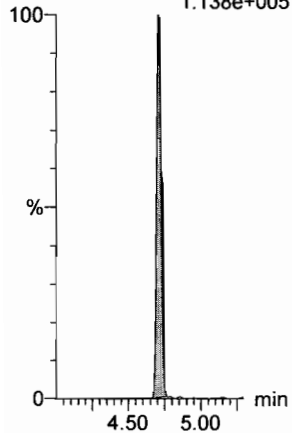


F47:MRM of 2 channels,ES-
570.1 > 483.0
6.029e+003



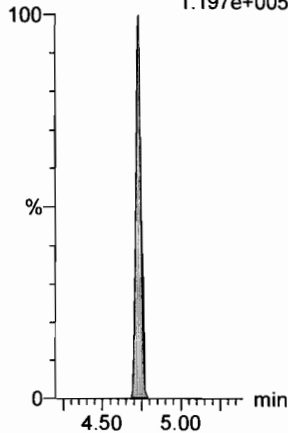
13C8-PFOA

F33:MRM of 1 channel,ES-
506.1 > 77.7
1.138e+005



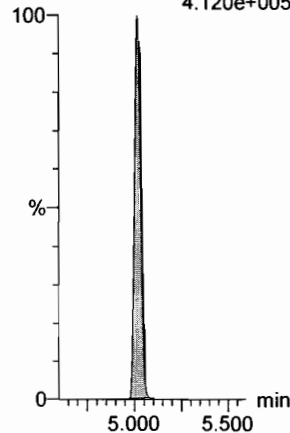
13C8-PFOS

F34:MRM of 1 channel,ES-
507.0 > 79.9
1.197e+005



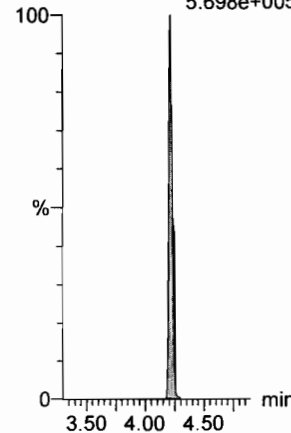
13C2-PFDA

F37:MRM of 1 channel,ES-
515.1 > 469.9
4.120e+005



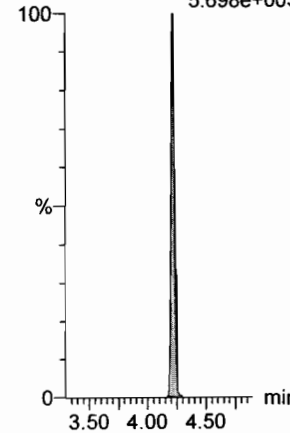
13C2-PFOA

F21:MRM of 1 channel,ES-
414.9 > 369.7
5.698e+005



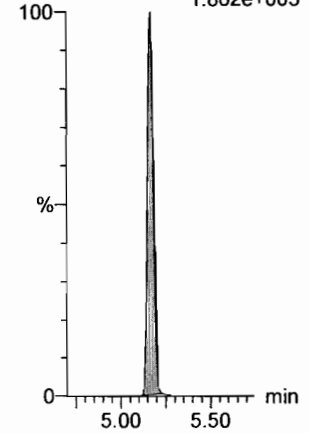
13C2-PFOA

F21:MRM of 1 channel,ES-
414.9 > 369.7
5.698e+005



d3-N-MeFOSAA

F49:MRM of 1 channel,ES-
573.3 > 419
1.862e+005

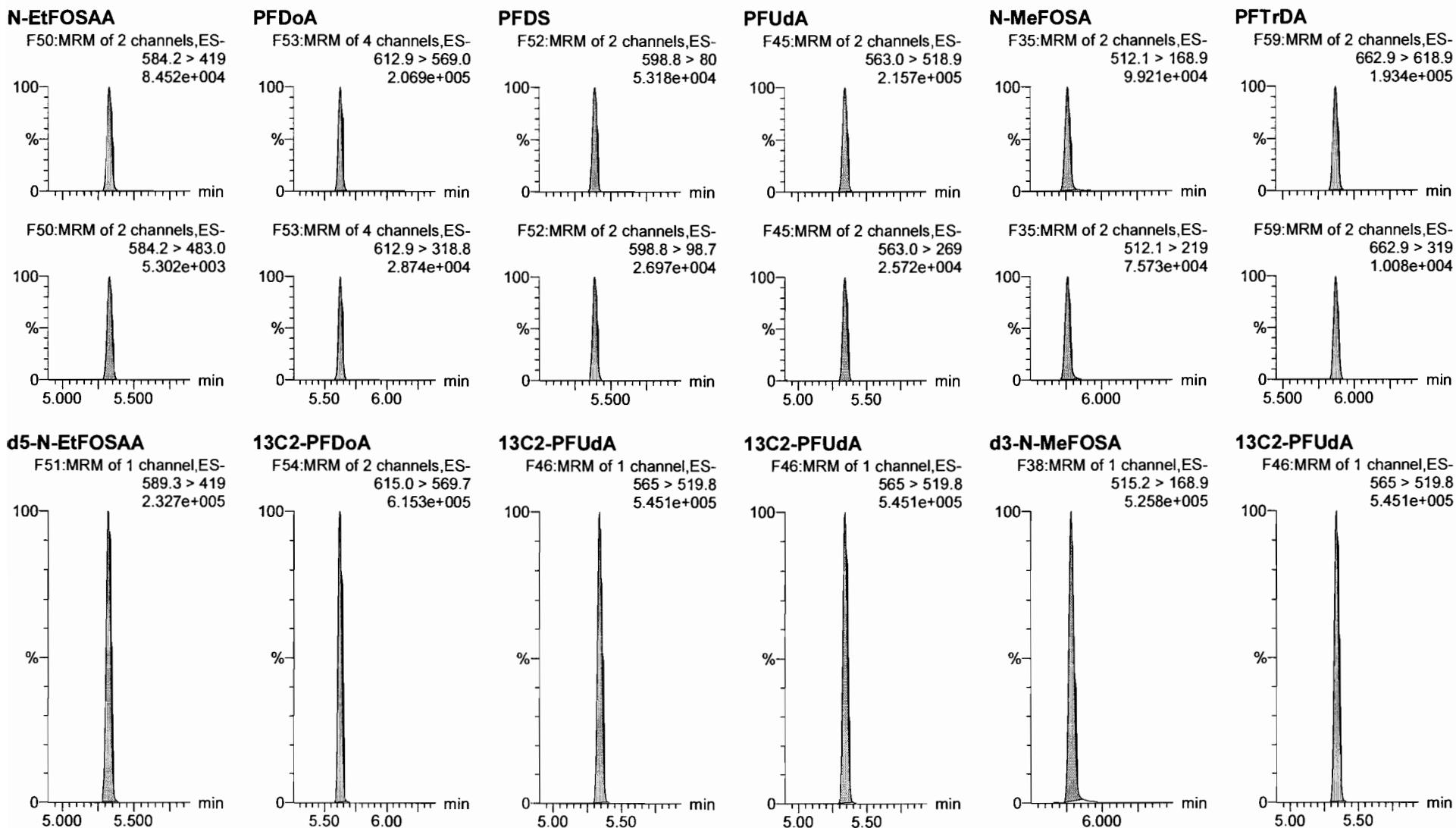


Dataset: F:\Projects\PFAS.PRO\Results\180221M1\180221M1-CRV.qld

Last Altered: Thursday, February 22, 2018 10:52:55 Pacific Standard Time

Printed: Thursday, February 22, 2018 10:53:16 Pacific Standard Time

Name: 180221M1_8, Date: 21-Feb-2018, Time: 16:26:53, ID: ST180221M1-5 PFC CS2 18B0814, Description: PFC CS2 18B0814

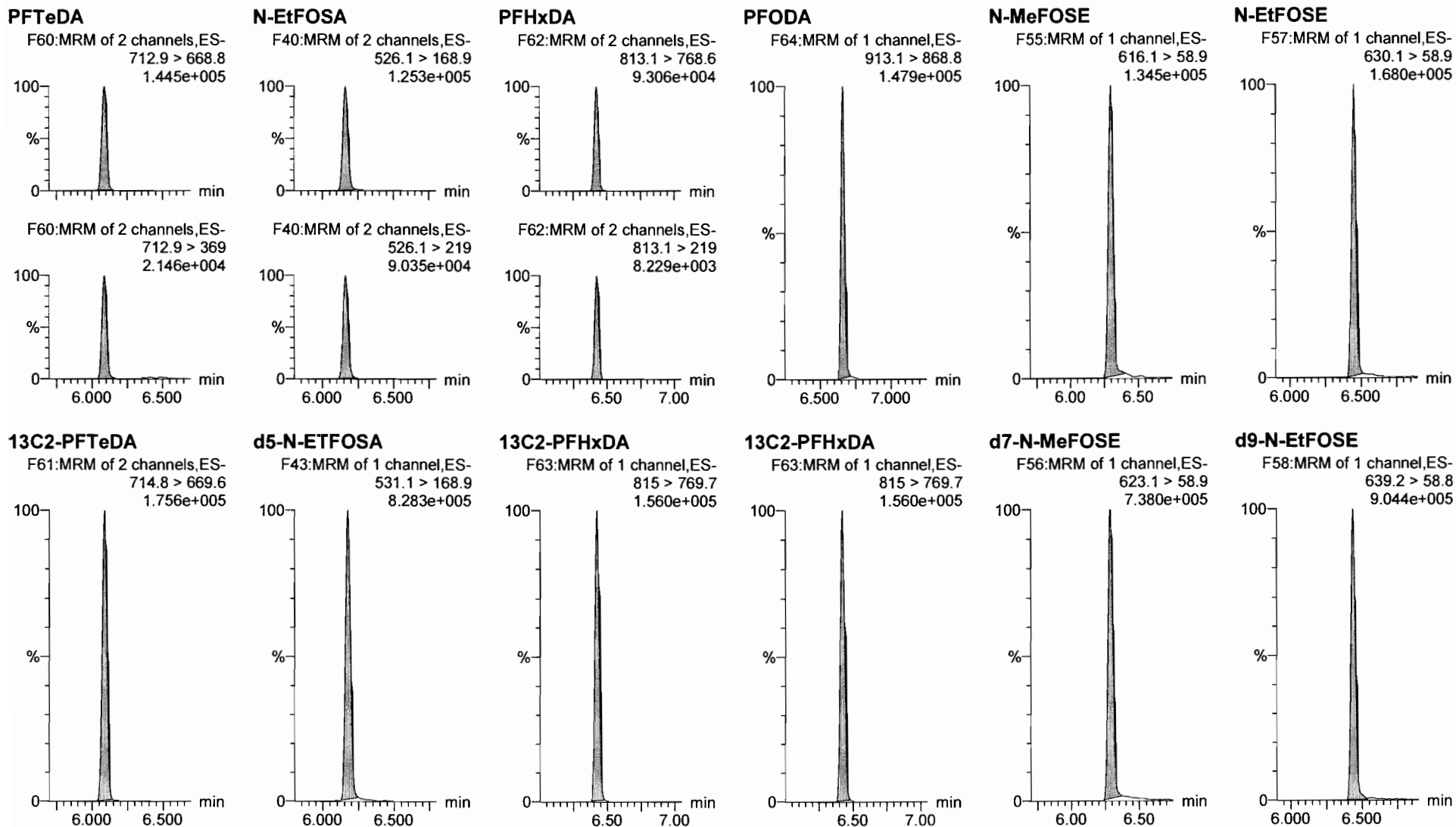


Dataset: F:\Projects\PFAS.PRO\Results\180221M1\180221M1-CRV.qld

Last Altered: Thursday, February 22, 2018 10:52:55 Pacific Standard Time

Printed: Thursday, February 22, 2018 10:53:16 Pacific Standard Time

Name: 180221M1_8, Date: 21-Feb-2018, Time: 16:26:53, ID: ST180221M1-5 PFC CS2 18B0814, Description: PFC CS2 18B0814



Dataset: F:\Projects\PFAS.PRO\Results\180221M1\180221M1-CRV.qld

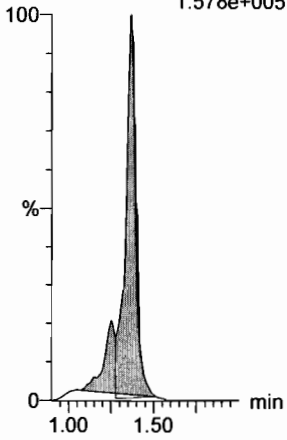
Last Altered: Thursday, February 22, 2018 10:52:55 Pacific Standard Time

Printed: Thursday, February 22, 2018 10:53:16 Pacific Standard Time

Name: 180221M1_8, Date: 21-Feb-2018, Time: 16:26:53, ID: ST180221M1-5 PFC CS2 18B0814, Description: PFC CS2 18B0814

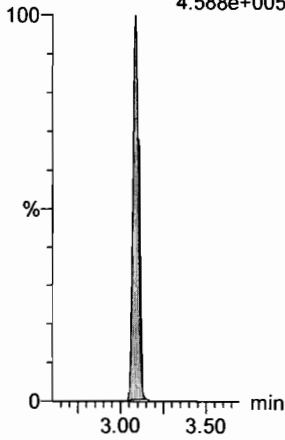
13C4-PFBA

F3:MRM of 1 channel,ES-
217. > 171.8
1.578e+005



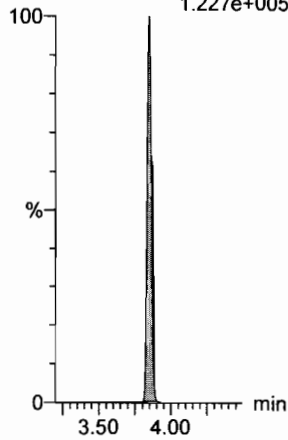
13C5-PFHxA

F10:MRM of 1 channel,ES-
318 > 272.9
4.588e+005



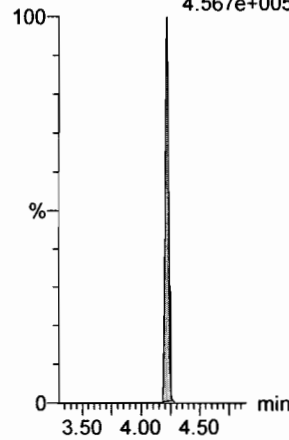
13C3-PFHxS

F18:MRM of 1 channel,ES-
401.9 > 79.9
1.227e+005



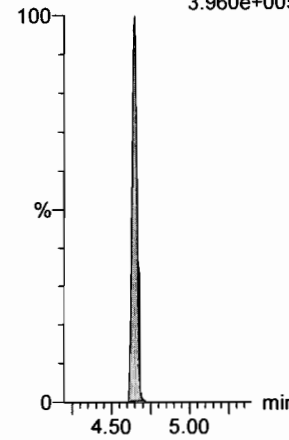
13C8-PFOA

F22:MRM of 1 channel,ES-
421.3 > 376
4.567e+005



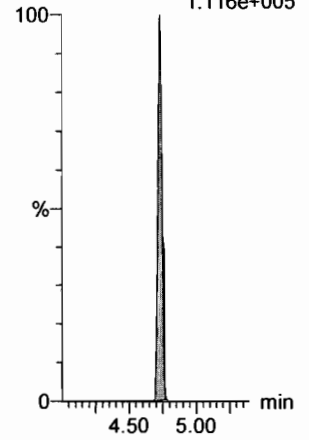
13C9-PFNA

F28:MRM of 1 channel,ES-
472.2 > 426.9
3.960e+005



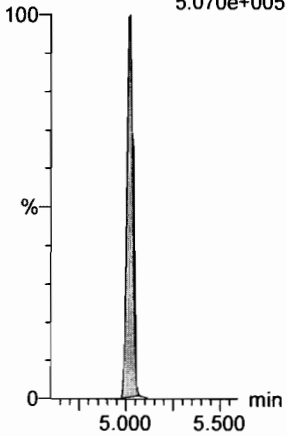
13C4-PFOS

F32:MRM of 1 channel,ES-
503 > 79.9
1.116e+005



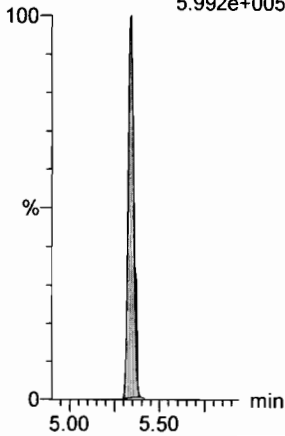
13C6-PFDA

F39:MRM of 1 channel,ES-
519.1 > 473.7
5.070e+005



13C7-PFUdA

F48:MRM of 1 channel,ES-
570.1 > 524.8
5.992e+005



Dataset: F:\Projects\PFAS.PRO\Results\180221M1\180221M1-CRV.qld

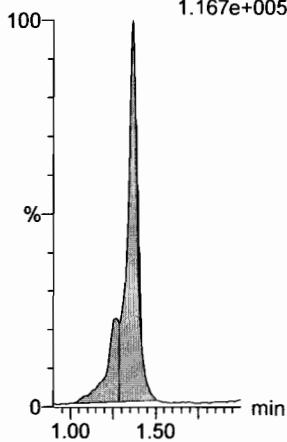
Last Altered: Thursday, February 22, 2018 10:52:55 Pacific Standard Time

Printed: Thursday, February 22, 2018 10:53:16 Pacific Standard Time

Name: 180221M1_9, Date: 21-Feb-2018, Time: 16:38:20, ID: ST180221M1-6 PFC CS3 18B0815, Description: PFC CS3 18B0815

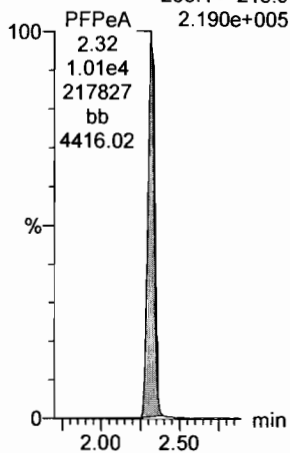
PFBA

F1:MRM of 1 channel,ES-
213.0 > 168.8
1.167e+005



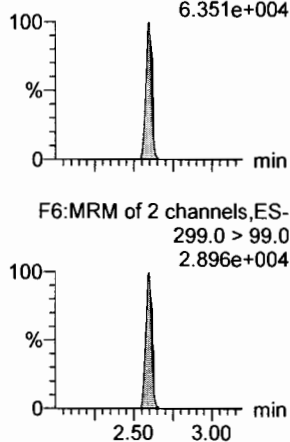
PFPeA

F4:MRM of 1 channel,ES-
263.1 > 218.9
2.190e+005



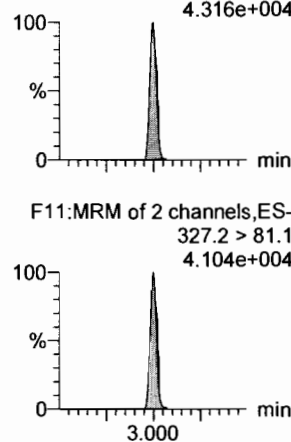
PFBS

F6:MRM of 2 channels,ES-
299.0 > 79.7
6.351e+004



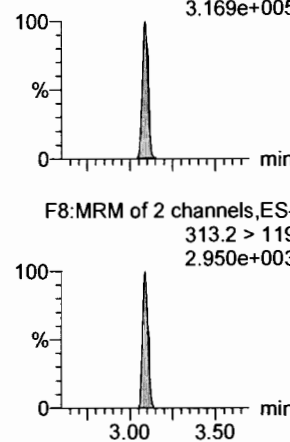
4:2 FTS

F11:MRM of 2 channels,ES-
327.2 > 307.2
4.316e+004



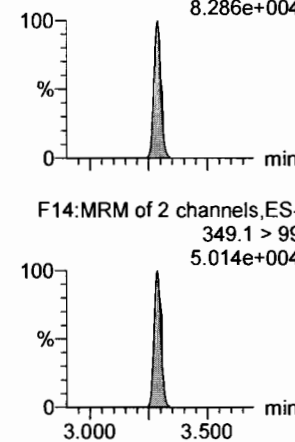
PFHxA

F8:MRM of 2 channels,ES-
313.2 > 268.9
3.169e+005



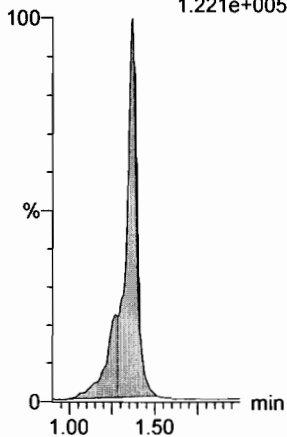
PFPeS

F14:MRM of 2 channels,ES-
349.1 > 80.1
8.286e+004



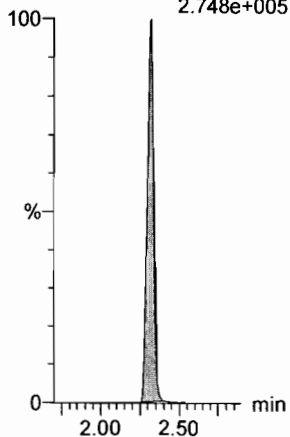
13C3-PFBA

F2:MRM of 1 channel,ES-
216.1 > 171.8
1.221e+005



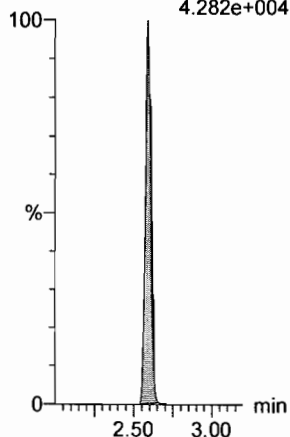
13C3-PFPeA

F5:MRM of 1 channel,ES-
266. > 221.8
2.748e+005



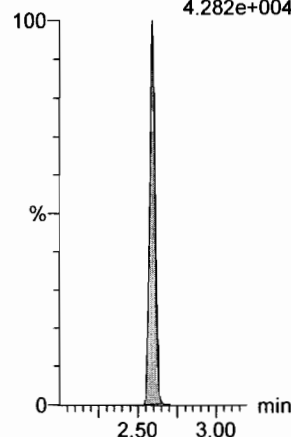
13C3-PFBS

F7:MRM of 1 channel,ES-
302. > 98.8
4.282e+004



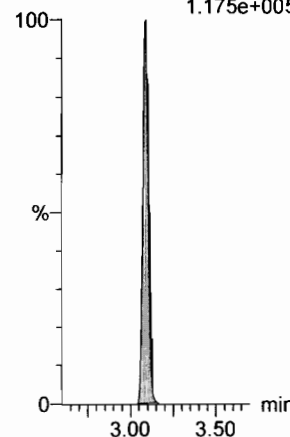
13C3-PFBS

F7:MRM of 1 channel,ES-
302. > 98.8
4.282e+004



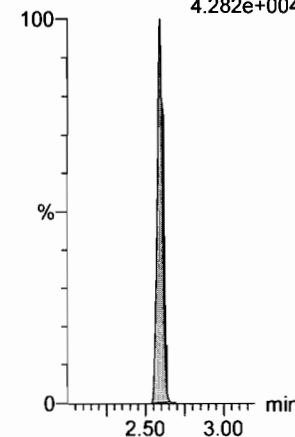
13C2-PFHxA

F9:MRM of 1 channel,ES-
315 > 269.8
1.175e+005



13C3-PFBS

F7:MRM of 1 channel,ES-
302. > 98.8
4.282e+004



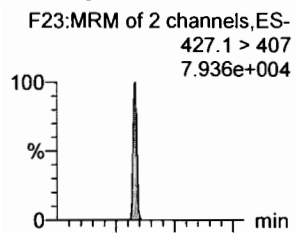
Dataset: F:\Projects\PFAS.PRO\Results\180221M1\180221M1-CRV.qld

Last Altered: Thursday, February 22, 2018 10:52:55 Pacific Standard Time

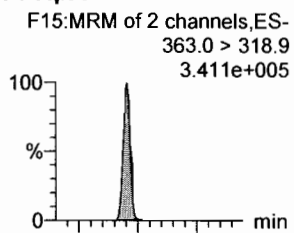
Printed: Thursday, February 22, 2018 10:53:16 Pacific Standard Time

Name: 180221M1_9, Date: 21-Feb-2018, Time: 16:38:20, ID: ST180221M1-6 PFC CS3 18B0815, Description: PFC CS3 18B0815

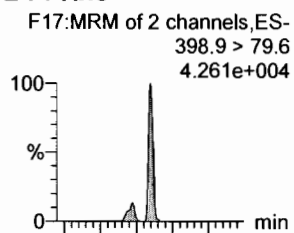
6:2 FTS



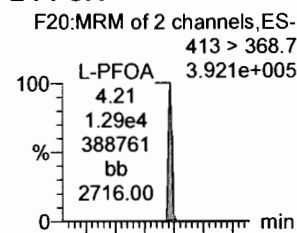
PFHpA



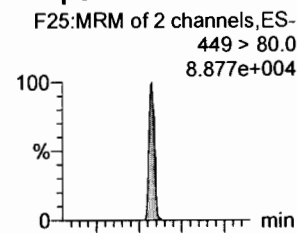
L-PFHxS



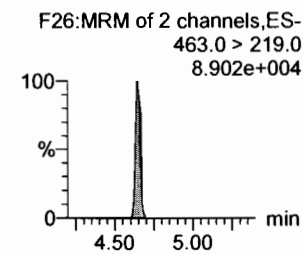
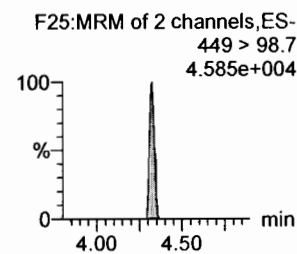
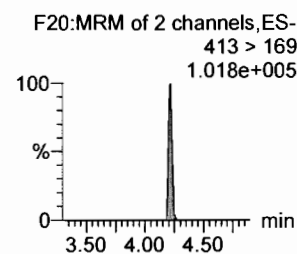
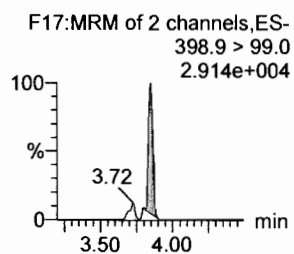
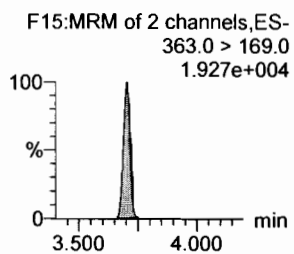
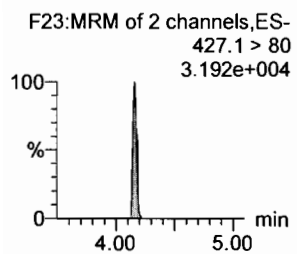
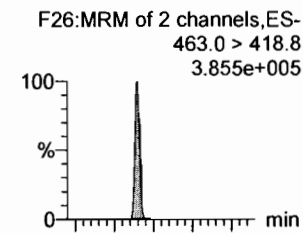
L-PFOA



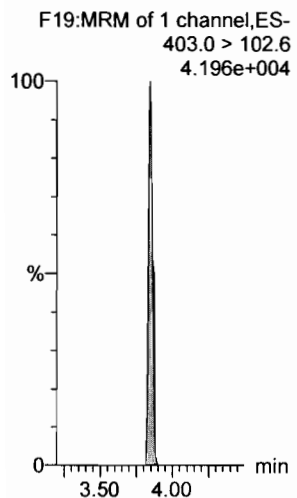
PFHpS



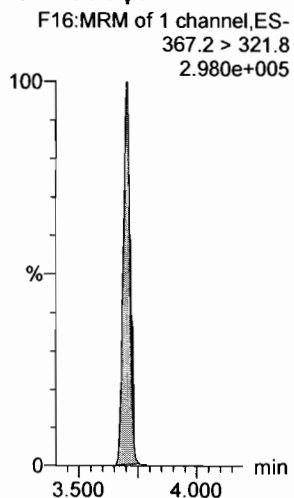
PFNA



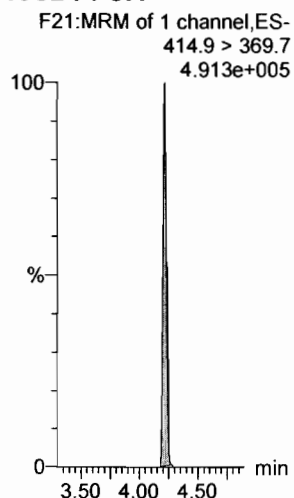
1802-PFHxS



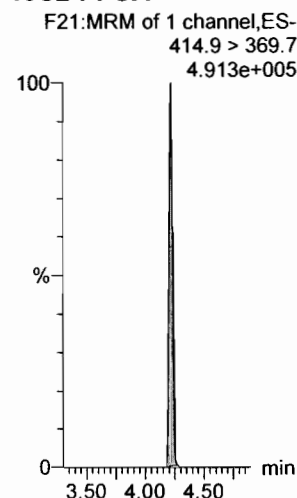
13C4-PFHpA



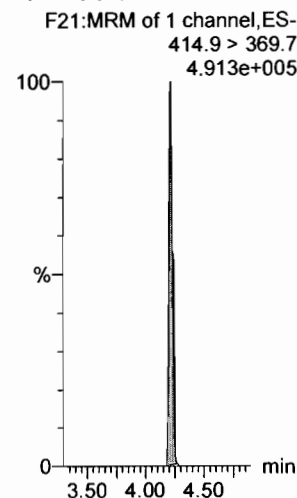
13C2-PFOA



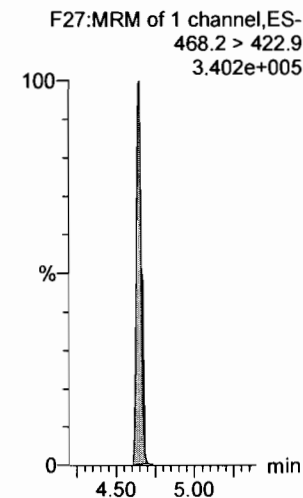
13C2-PFOA



13C2-PFOA



13C5-PFNA



Dataset: F:\Projects\PFAS.PRO\Results\180221M1\180221M1-CRV.qld

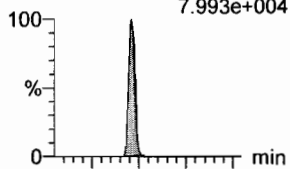
Last Altered: Thursday, February 22, 2018 10:52:55 Pacific Standard Time

Printed: Thursday, February 22, 2018 10:53:16 Pacific Standard Time

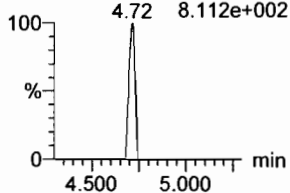
Name: 180221M1_9, Date: 21-Feb-2018, Time: 16:38:20, ID: ST180221M1-6 PFC CS3 18B0815, Description: PFC CS3 18B0815

PFOSA

F29:MRM of 4 channels,ES-
498.1 > 77.8
7.993e+004

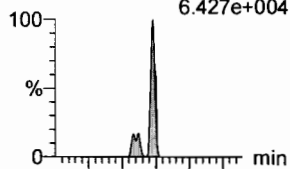


F29:MRM of 4 channels,ES-
498.1 > 478
8.112e+002

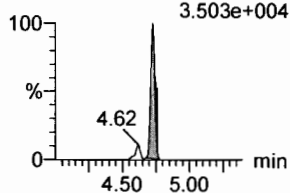


L-PFOS

F31:MRM of 2 channels,ES-
499 > 79.9
6.427e+004

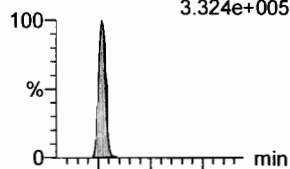


F31:MRM of 2 channels,ES-
499 > 99
3.503e+004

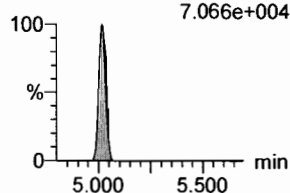


PFDA

F36:MRM of 2 channels,ES-
513 > 468.8
3.324e+005

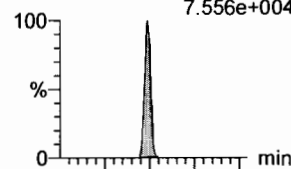


F36:MRM of 2 channels,ES-
513 > 219
7.066e+004

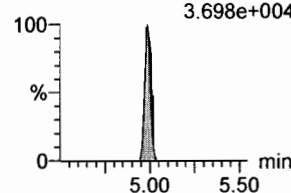


8:2 FTS

F41:MRM of 2 channels,ES-
527 > 506.9
7.556e+004

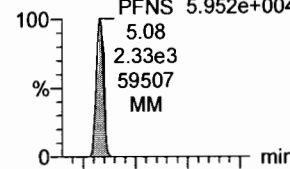


F41:MRM of 2 channels,ES-
527 > 80
3.698e+004

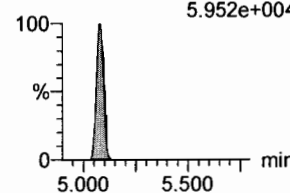


PFNS

F44:MRM of 2 channels,ES-
549.1 > 80.1
5.952e+004

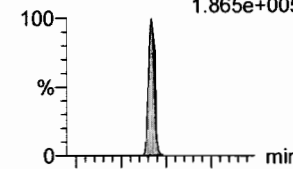


F44:MRM of 2 channels,ES-
549.1 > 80.1
5.952e+004

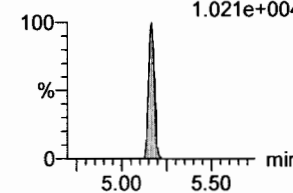


N-MeFOSAA

F47:MRM of 2 channels,ES-
570.1 > 419
1.865e+005

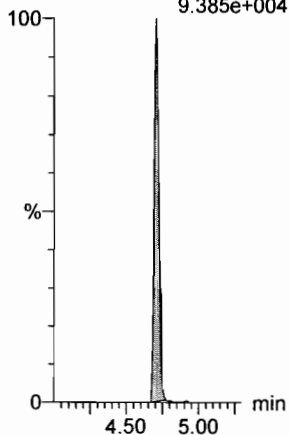


F47:MRM of 2 channels,ES-
570.1 > 483.0
1.021e+004



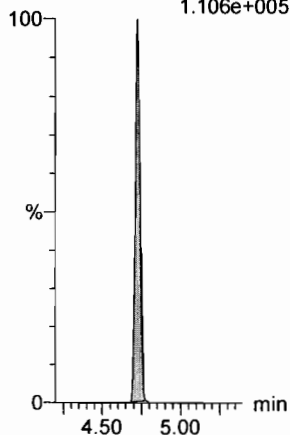
13C8-PFOA

F33:MRM of 1 channel,ES-
506.1 > 77.7
9.385e+004



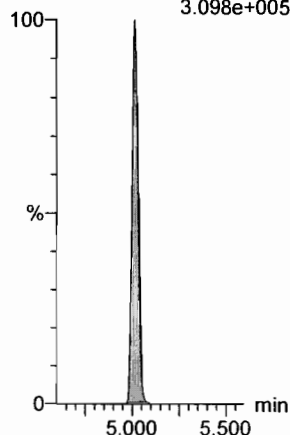
13C8-PFOS

F34:MRM of 1 channel,ES-
507.0 > 79.9
1.106e+005



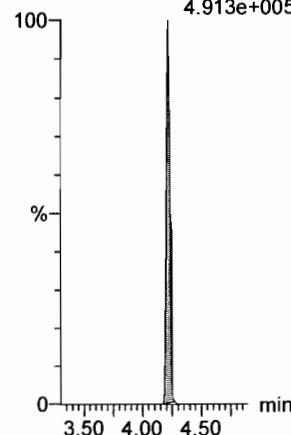
13C2-PFDA

F37:MRM of 1 channel,ES-
515.1 > 469.9
3.098e+005



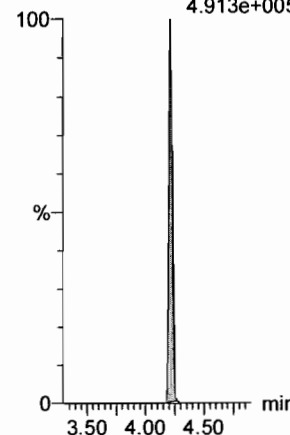
13C2-PFOA

F21:MRM of 1 channel,ES-
414.9 > 369.7
4.913e+005



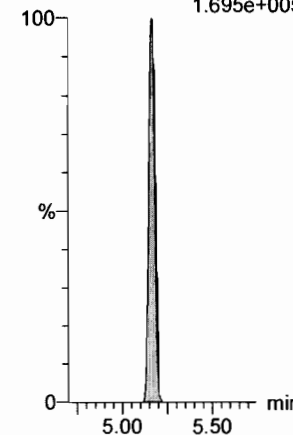
13C2-PFOA

F21:MRM of 1 channel,ES-
414.9 > 369.7
4.913e+005



d3-N-MeFOSAA

F49:MRM of 1 channel,ES-
573.3 > 419
1.695e+005

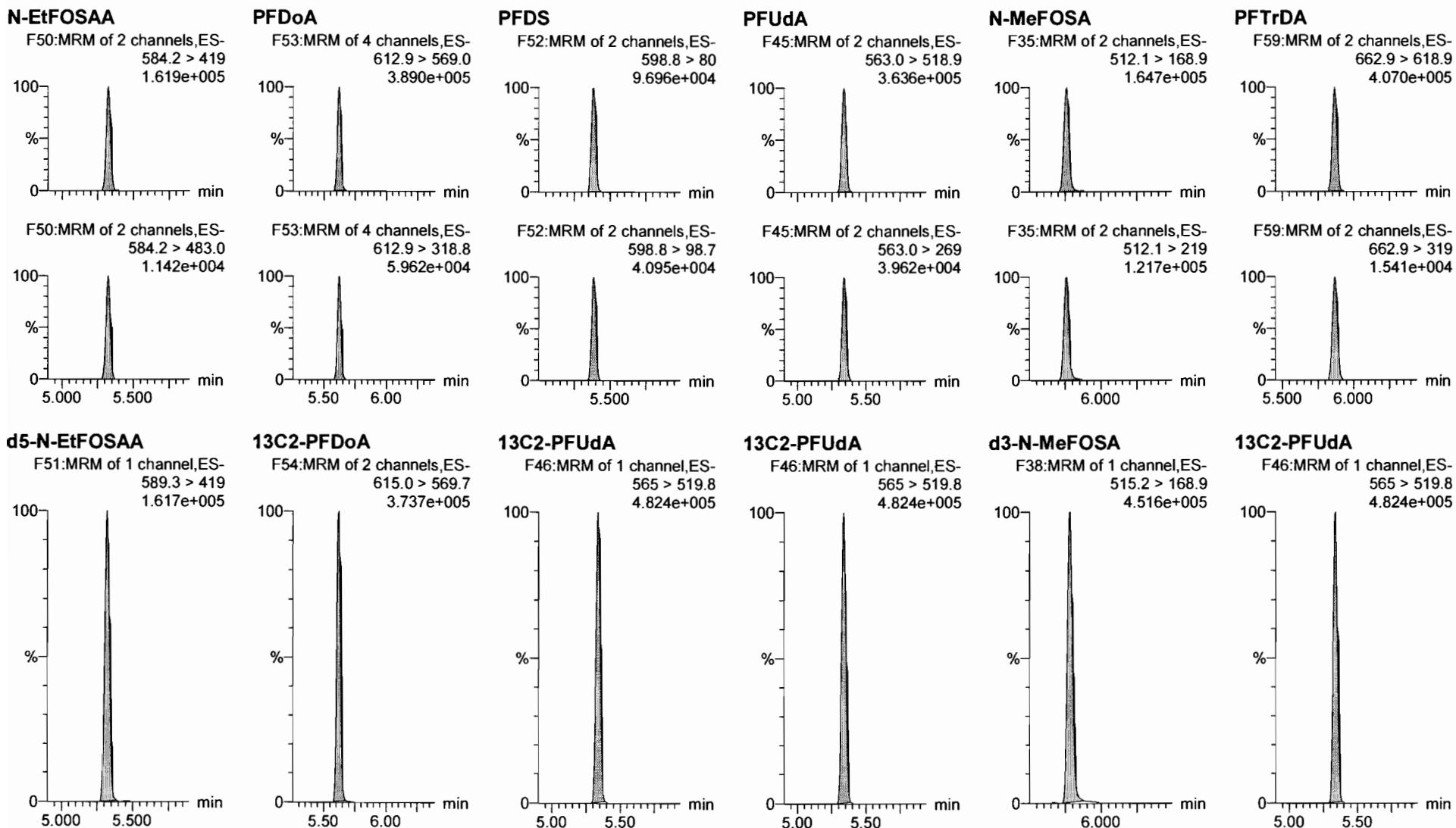


Dataset: F:\Projects\PFAS.PRO\Results\180221M1\180221M1-CRV.qld

Last Altered: Thursday, February 22, 2018 10:52:55 Pacific Standard Time

Printed: Thursday, February 22, 2018 10:53:16 Pacific Standard Time

Name: 180221M1_9, Date: 21-Feb-2018, Time: 16:38:20, ID: ST180221M1-6 PFC CS3 18B0815, Description: PFC CS3 18B0815



Dataset: F:\Projects\PFAS.PRO\Results\180221M1\180221M1-CRV.qld

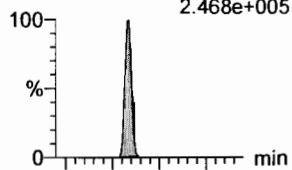
Last Altered: Thursday, February 22, 2018 10:52:55 Pacific Standard Time

Printed: Thursday, February 22, 2018 10:53:16 Pacific Standard Time

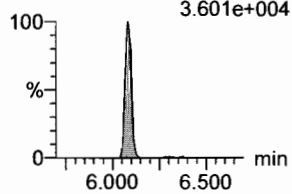
Name: 180221M1_9, Date: 21-Feb-2018, Time: 16:38:20, ID: ST180221M1-6 PFC CS3 18B0815, Description: PFC CS3 18B0815

PFTeDA

F60:MRM of 2 channels,ES-
712.9 > 668.8
2.468e+005

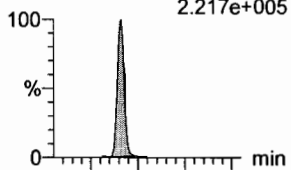


F60:MRM of 2 channels,ES-
712.9 > 369
3.601e+004

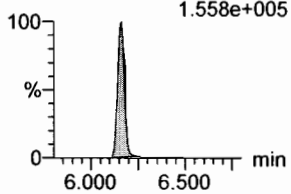


N-EtFOSEA

F40:MRM of 2 channels,ES-
526.1 > 168.9
2.217e+005

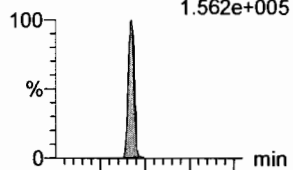


F40:MRM of 2 channels,ES-
526.1 > 219
1.558e+005

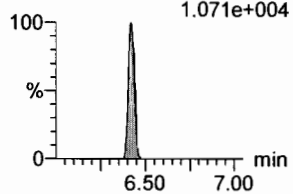


PFHxDA

F62:MRM of 2 channels,ES-
813.1 > 768.6
1.562e+005

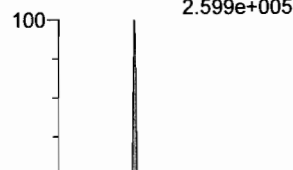


F62:MRM of 2 channels,ES-
813.1 > 219
1.071e+004

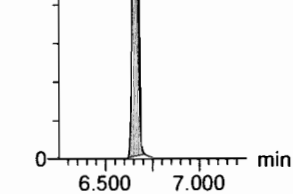


PFODA

F64:MRM of 1 channel,ES-
913.1 > 868.8
2.599e+005




F64:MRM of 1 channel,ES-
913.1 > 868.8
2.599e+005

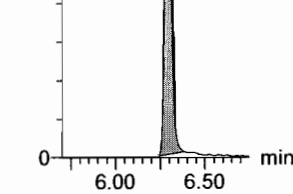


N-MeFOSE

F55:MRM of 1 channel,ES-
616.1 > 58.9
2.119e+005

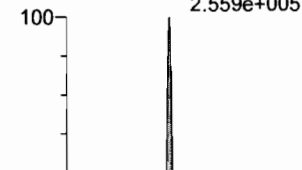


F55:MRM of 1 channel,ES-
616.1 > 58.9
2.119e+005

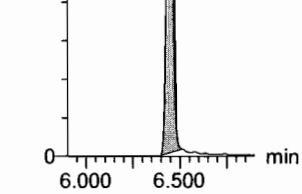


N-EtFOSE

F57:MRM of 1 channel,ES-
630.1 > 58.9
2.559e+005




F57:MRM of 1 channel,ES-
630.1 > 58.9
2.559e+005

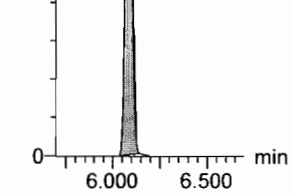


13C2-PFTeDA

F61:MRM of 2 channels,ES-
714.8 > 669.6
1.264e+005




F61:MRM of 2 channels,ES-
714.8 > 669.6
1.264e+005

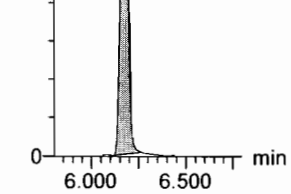


d5-N-ETFOSEA

F43:MRM of 1 channel,ES-
531.1 > 168.9
6.851e+005




F43:MRM of 1 channel,ES-
531.1 > 168.9
6.851e+005

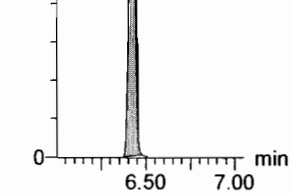


13C2-PFHxDA

F63:MRM of 1 channel,ES-
815 > 769.7
1.324e+005

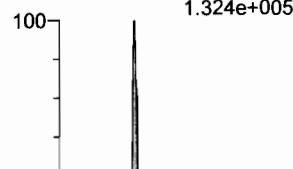


F63:MRM of 1 channel,ES-
815 > 769.7
1.324e+005

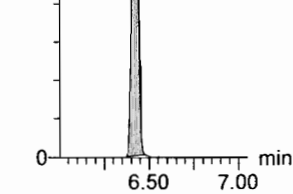


13C2-PFHxDA

F63:MRM of 1 channel,ES-
815 > 769.7
1.324e+005




F63:MRM of 1 channel,ES-
815 > 769.7
1.324e+005

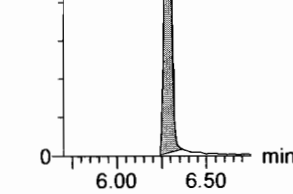


d7-N-MeFOSE

F56:MRM of 1 channel,ES-
623.1 > 58.9
6.306e+005




F56:MRM of 1 channel,ES-
623.1 > 58.9
6.306e+005

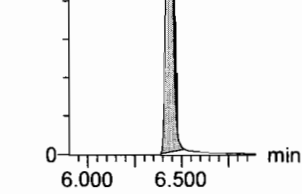


d9-N-EtFOSE

F58:MRM of 1 channel,ES-
639.2 > 58.8
5.294e+005



F58:MRM of 1 channel,ES-
639.2 > 58.8
5.294e+005



Dataset: F:\Projects\PFAS.PRO\Results\180221M1\180221M1-CRV.qld

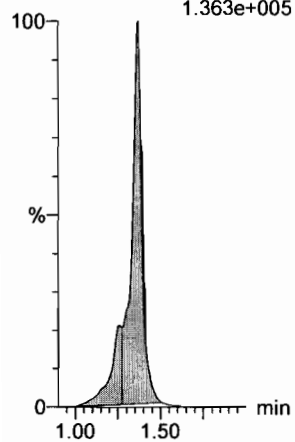
Last Altered: Thursday, February 22, 2018 10:52:55 Pacific Standard Time

Printed: Thursday, February 22, 2018 10:53:16 Pacific Standard Time

Name: 180221M1_9, Date: 21-Feb-2018, Time: 16:38:20, ID: ST180221M1-6 PFC CS3 18B0815, Description: PFC CS3 18B0815

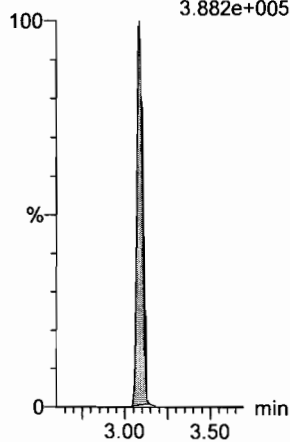
13C4-PFBA

F3:MRM of 1 channel,ES-
217. > 171.8
1.363e+005



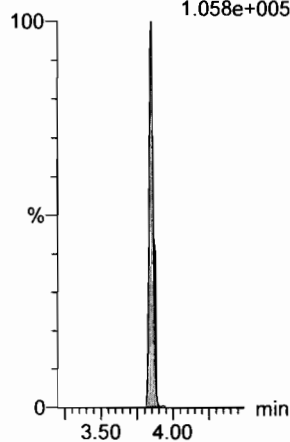
13C5-PFHxA

F10:MRM of 1 channel,ES-
318 > 272.9
3.882e+005




13C3-PFHxS

F18:MRM of 1 channel,ES-
401.9 > 79.9
1.058e+005



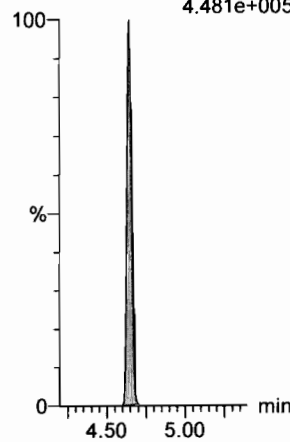
13C8-PFOA

F22:MRM of 1 channel,ES-
421.3 > 376
3.629e+005



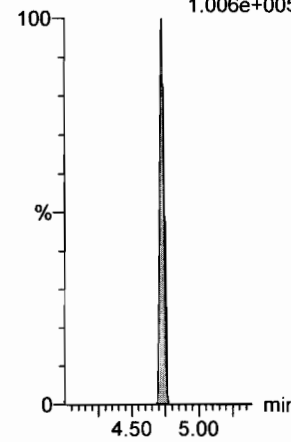
13C9-PFNA

F28:MRM of 1 channel,ES-
472.2 > 426.9
4.481e+005



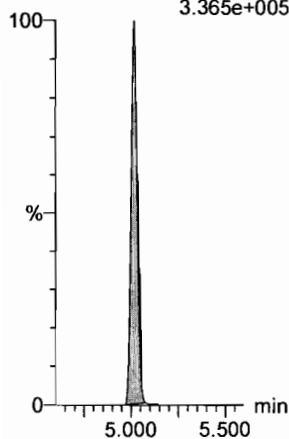
13C4-PFOS

F32:MRM of 1 channel,ES-
503 > 79.9
1.006e+005



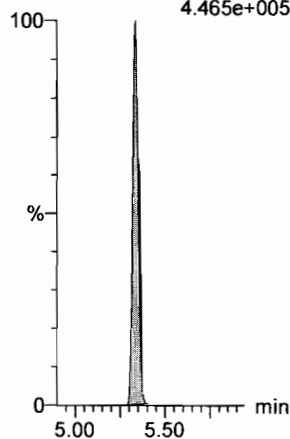
13C6-PFDA

F39:MRM of 1 channel,ES-
519.1 > 473.7
3.365e+005



13C7-PFUdA

F48:MRM of 1 channel,ES-
570.1 > 524.8
4.465e+005

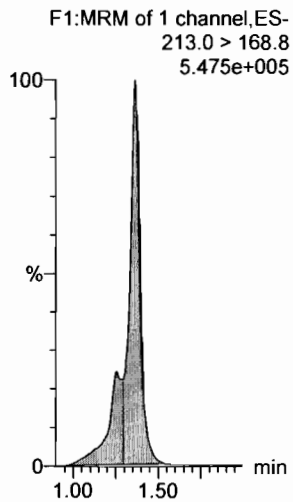


Dataset: F:\Projects\PFAS.PRO\Results\180221M1\180221M1-CRV.qld

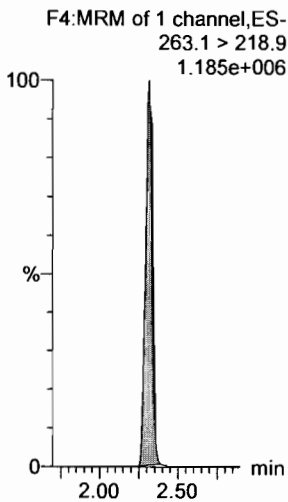
Last Altered: Thursday, February 22, 2018 10:52:55 Pacific Standard Time
Printed: Thursday, February 22, 2018 10:53:16 Pacific Standard Time

Name: 180221M1_10, Date: 21-Feb-2018, Time: 16:49:50, ID: ST180221M1-7 PFC CS4 18B0816, Description: PFC CS4 18B0816

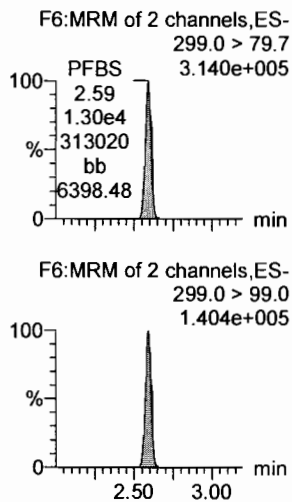
PFBA



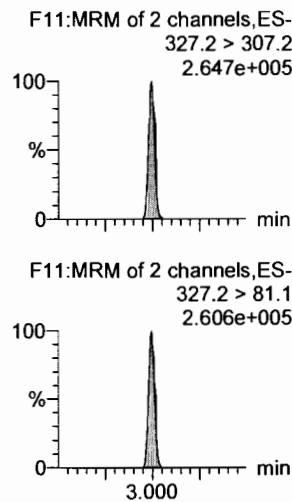
PFPeA



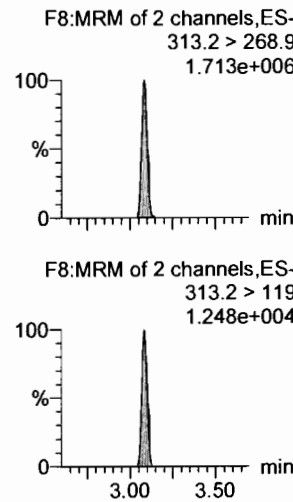
PFBS



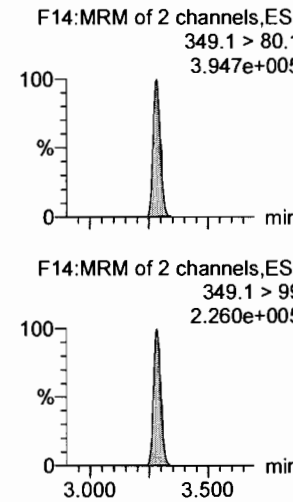
4:2 FTS



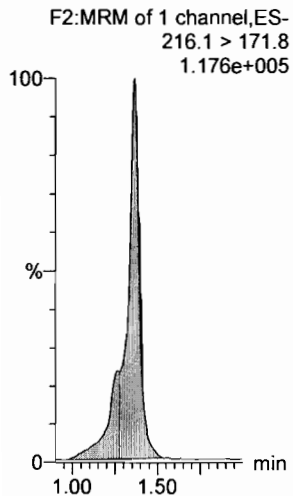
PFHxA



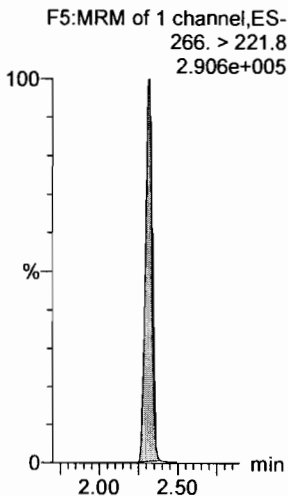
PFPeS



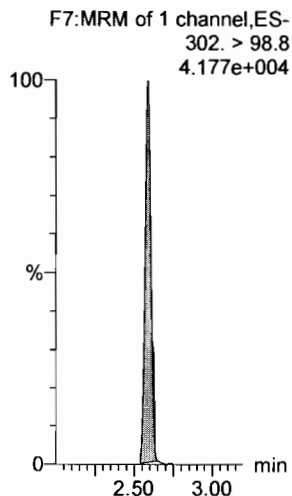
13C3-PFBA



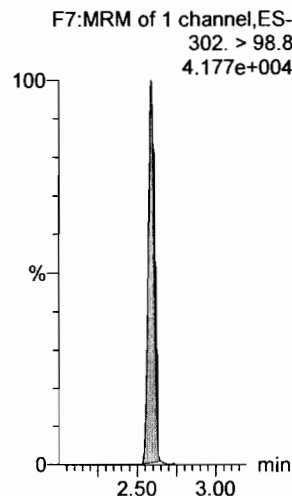
13C3-PFPeA



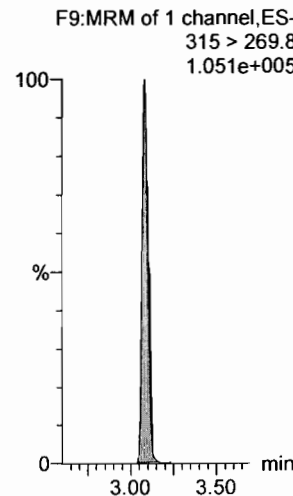
13C3-PFBS



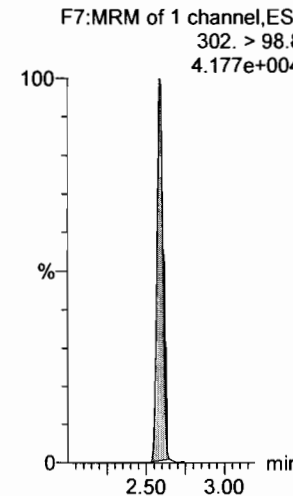
13C3-PFBS



13C2-PFHxA



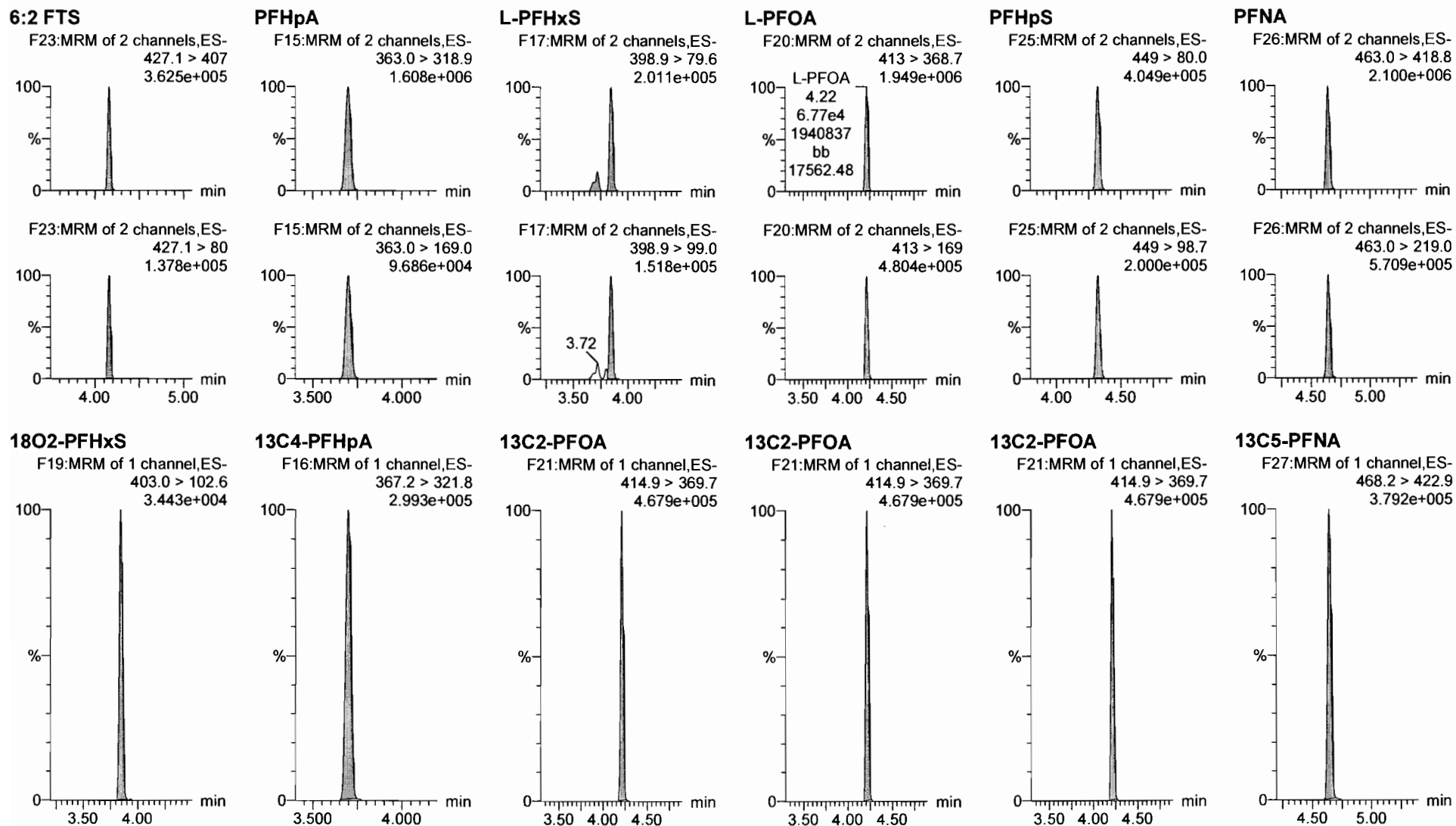
13C3-PFBS



Dataset: F:\Projects\PFAS.PRO\Results\180221M1\180221M1-CRV.qld

Last Altered: Thursday, February 22, 2018 10:52:55 Pacific Standard Time
Printed: Thursday, February 22, 2018 10:53:16 Pacific Standard Time

Name: 180221M1_10, Date: 21-Feb-2018, Time: 16:49:50, ID: ST180221M1-7 PFC CS4 18B0816, Description: PFC CS4 18B0816



Dataset: F:\Projects\PFAS.PRO\Results\180221M1\180221M1-CRV.qld

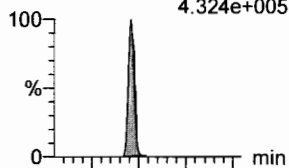
Last Altered: Thursday, February 22, 2018 10:52:55 Pacific Standard Time

Printed: Thursday, February 22, 2018 10:53:16 Pacific Standard Time

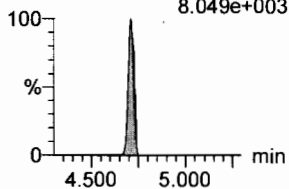
Name: 180221M1_10, Date: 21-Feb-2018, Time: 16:49:50, ID: ST180221M1-7 PFC CS4 18B0816, Description: PFC CS4 18B0816

PFOSA

F29:MRM of 4 channels,ES-
498.1 > 77.8
4.324e+005

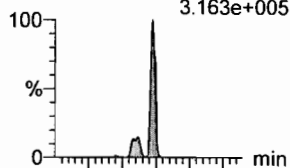


F29:MRM of 4 channels,ES-
498.1 > 478
8.049e+003

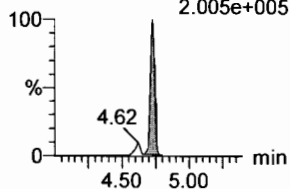


L-PFOS

F31:MRM of 2 channels,ES-
499 > 79.9
3.163e+005

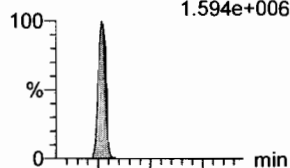


F31:MRM of 2 channels,ES-
499 > 99
2.005e+005

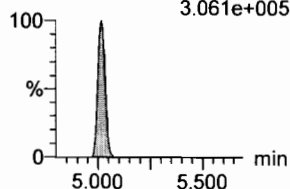


PFDA

F36:MRM of 2 channels,ES-
513 > 468.8
1.594e+006

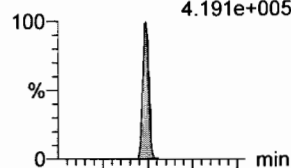


F36:MRM of 2 channels,ES-
513 > 219
3.061e+005

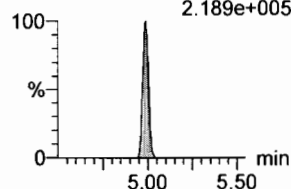


8:2 FTS

F41:MRM of 2 channels,ES-
527 > 506.9
4.191e+005

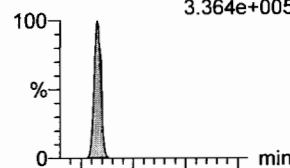


F41:MRM of 2 channels,ES-
527 > 80
2.189e+005

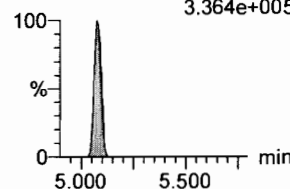


PFNS

F44:MRM of 2 channels,ES-
549.1 > 80.1
3.364e+005

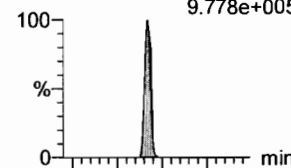


F44:MRM of 2 channels,ES-
549.1 > 80.1
3.364e+005

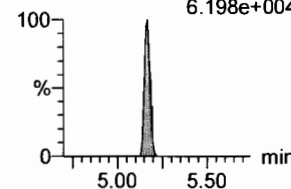


N-MeFOSAA

F47:MRM of 2 channels,ES-
570.1 > 419
9.778e+005




F47:MRM of 2 channels,ES-
570.1 > 483.0
6.198e+004



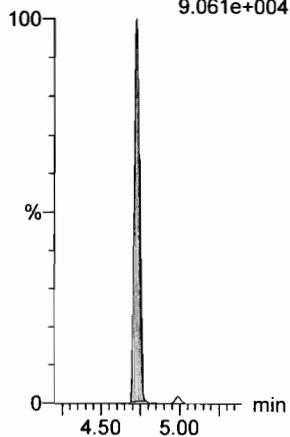
13C8-PFOSA

F33:MRM of 1 channel,ES-
506.1 > 77.7
1.114e+005



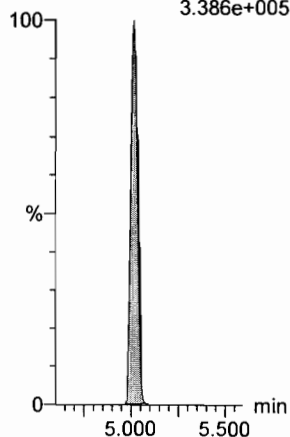
13C8-PFOS

F34:MRM of 1 channel,ES-
507.0 > 79.9
9.061e+004



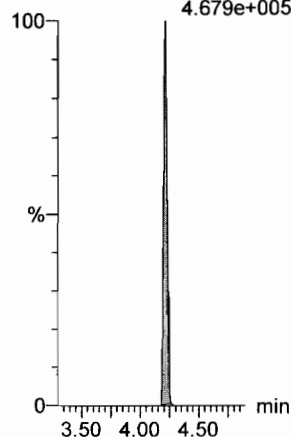
13C2-PFDA

F37:MRM of 1 channel,ES-
515.1 > 469.9
3.386e+005



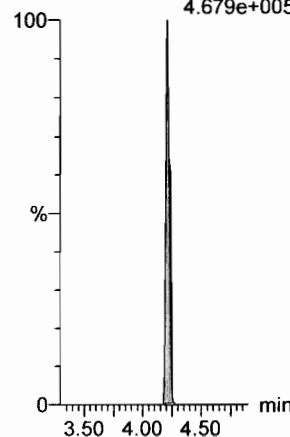
13C2-PFOA

F21:MRM of 1 channel,ES-
414.9 > 369.7
4.679e+005



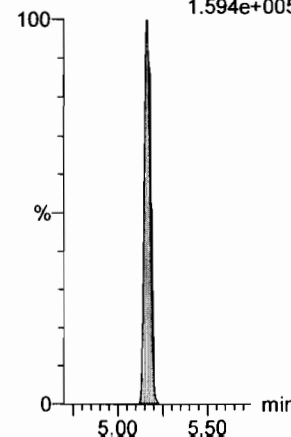
13C2-PFOA

F21:MRM of 1 channel,ES-
414.9 > 369.7
4.679e+005



d3-N-MeFOSAA

F49:MRM of 1 channel,ES-
573.3 > 419
1.594e+005



Dataset: F:\Projects\PFAS.PRO\Results\180221M1\180221M1-CRV.qld


Last Altered: Thursday, February 22, 2018 10:52:55 Pacific Standard Time

Printed: Thursday, February 22, 2018 10:53:16 Pacific Standard Time

Name: 180221M1_10, Date: 21-Feb-2018, Time: 16:49:50, ID: ST180221M1-7 PFC CS4 18B0816, Description: PFC CS4 18B0816

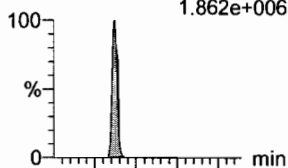
N-EtFOSAA

F50:MRM of 2 channels,ES-
584.2 > 419
6.946e+005



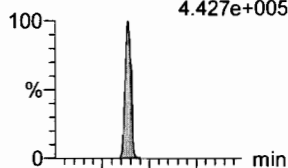
PFDoA

F53:MRM of 4 channels,ES-
612.9 > 569.0
1.862e+006



PFDS

F52:MRM of 2 channels,ES-
598.8 > 80
4.427e+005



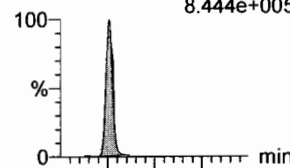
PFUdA

F45:MRM of 2 channels,ES-
563.0 > 518.9
1.728e+006



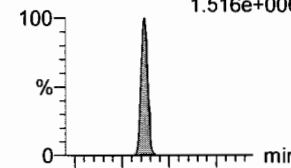
N-MeFOSA

F35:MRM of 2 channels,ES-
512.1 > 168.9
8.444e+005

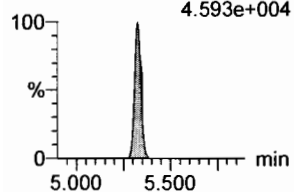


PFTrDA

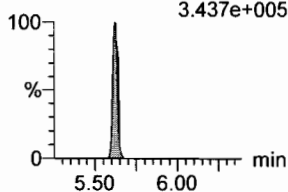
F59:MRM of 2 channels,ES-
662.9 > 618.9
1.516e+006



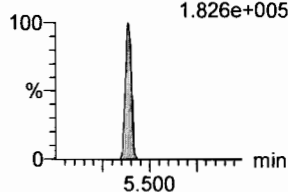
F50:MRM of 2 channels,ES-
584.2 > 483.0
4.593e+004



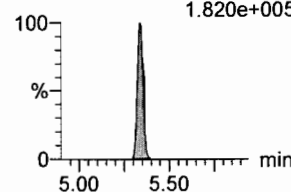
F53:MRM of 4 channels,ES-
612.9 > 318.8
3.437e+005



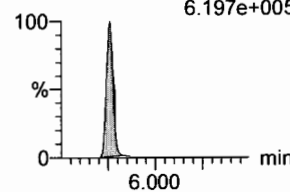
F52:MRM of 2 channels,ES-
598.8 > 98.7
1.826e+005



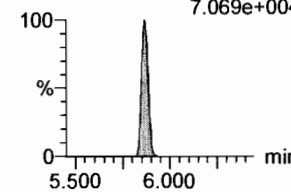
F45:MRM of 2 channels,ES-
563.0 > 269
1.820e+005



F35:MRM of 2 channels,ES-
512.1 > 219
6.197e+005

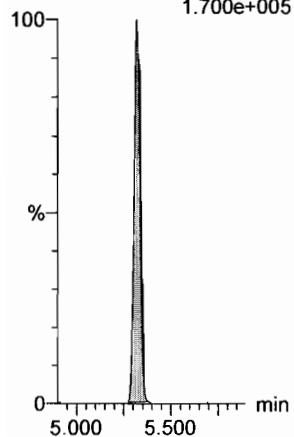


F59:MRM of 2 channels,ES-
662.9 > 319
7.069e+004



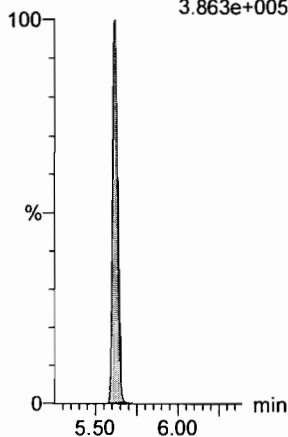
d5-N-EtFOSAA

F51:MRM of 1 channel,ES-
589.3 > 419
1.700e+005



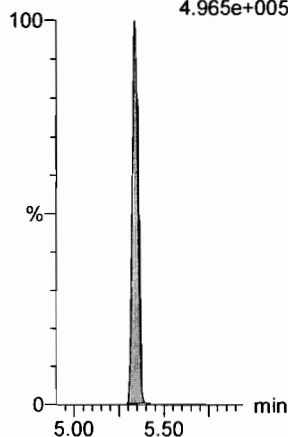
13C2-PFDoA

F54:MRM of 2 channels,ES-
615.0 > 569.7
3.863e+005



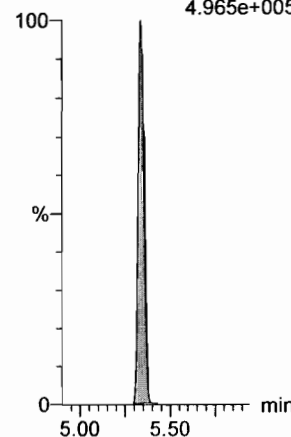
13C2-PFUdA

F46:MRM of 1 channel,ES-
565 > 519.8
4.965e+005



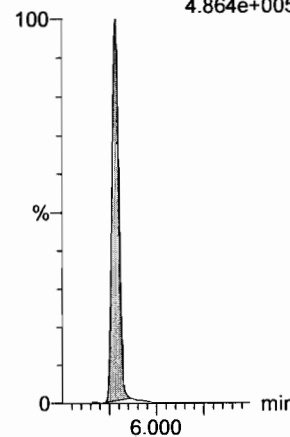
13C2-PFUdA

F46:MRM of 1 channel,ES-
565 > 519.8
4.965e+005



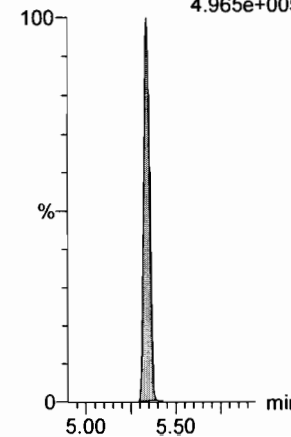
d3-N-MeFOSA

F38:MRM of 1 channel,ES-
515.2 > 168.9
4.864e+005



13C2-PFUdA

F46:MRM of 1 channel,ES-
565 > 519.8
4.965e+005



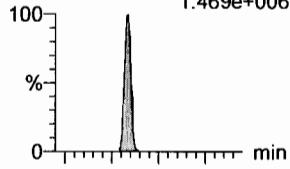
Dataset: F:\Projects\PFAS.PRO\Results\180221M1\180221M1-CRV.qld

Last Altered: Thursday, February 22, 2018 10:52:55 Pacific Standard Time
Printed: Thursday, February 22, 2018 10:53:16 Pacific Standard Time

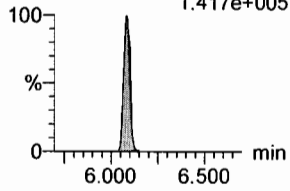
Name: 180221M1_10, Date: 21-Feb-2018, Time: 16:49:50, ID: ST180221M1-7 PFC CS4 18B0816, Description: PFC CS4 18B0816

PFTeDA

F60:MRM of 2 channels,ES-
712.9 > 668.8
1.469e+006

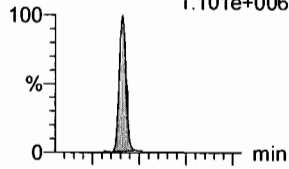


F60:MRM of 2 channels,ES-
712.9 > 369
1.417e+005

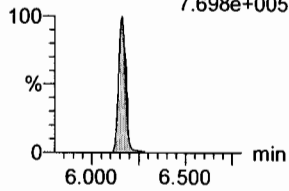


N-EtFOSA

F40:MRM of 2 channels,ES-
526.1 > 168.9
1.101e+006

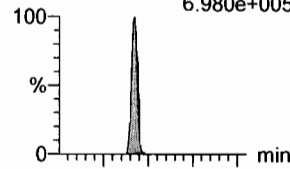


F40:MRM of 2 channels,ES-
526.1 > 219
7.698e+005

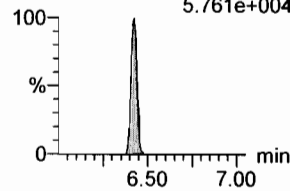


PFHxDA

F62:MRM of 2 channels,ES-
813.1 > 768.6
6.980e+005



F62:MRM of 2 channels,ES-
813.1 > 219
5.761e+004



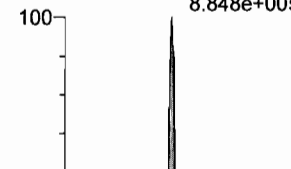
PFODA

F64:MRM of 1 channel,ES-
913.1 > 868.8
1.320e+006



N-MeFOSE

F55:MRM of 1 channel,ES-
616.1 > 58.9
8.848e+005



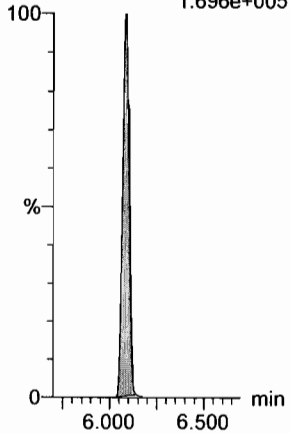
N-EtFOSE

F57:MRM of 1 channel,ES-
630.1 > 58.9
1.122e+006



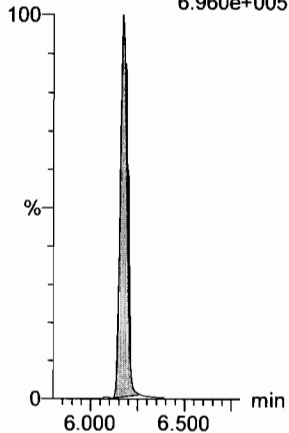
13C2-PFTeDA

F61:MRM of 2 channels,ES-
714.8 > 669.6
1.696e+005



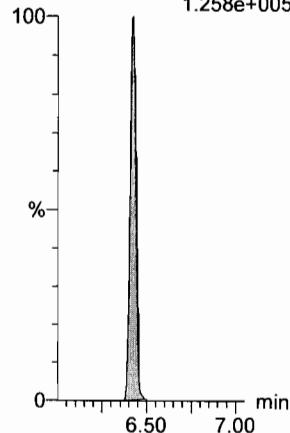
d5-N-ETFOSA

F43:MRM of 1 channel,ES-
531.1 > 168.9
6.960e+005



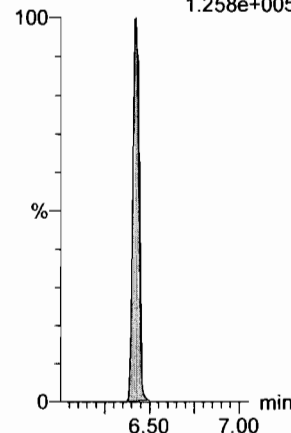
13C2-PFHxDA

F63:MRM of 1 channel,ES-
815 > 769.7
1.258e+005



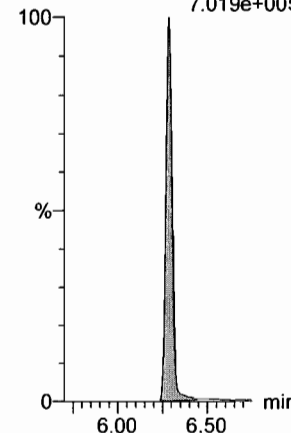
13C2-PFHxDA

F63:MRM of 1 channel,ES-
815 > 769.7
1.258e+005



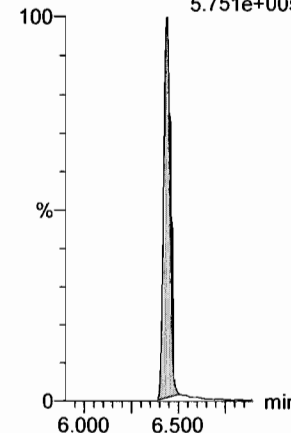
d7-N-MeFOSE

F56:MRM of 1 channel,ES-
623.1 > 58.9
7.019e+005



d9-N-EtFOSE

F58:MRM of 1 channel,ES-
639.2 > 58.8
5.751e+005



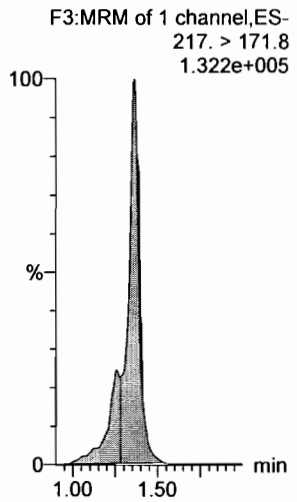
Dataset: F:\Projects\PFAS.PRO\Results\180221M1\180221M1-CRV.qld

Last Altered: Thursday, February 22, 2018 10:52:55 Pacific Standard Time

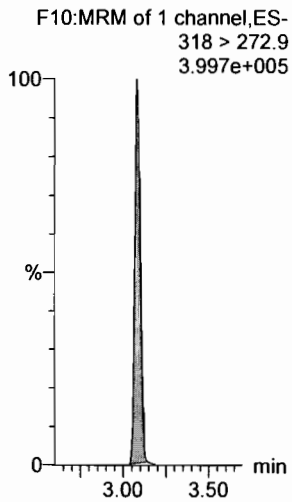
Printed: Thursday, February 22, 2018 10:53:16 Pacific Standard Time

Name: 180221M1_10, Date: 21-Feb-2018, Time: 16:49:50, ID: ST180221M1-7 PFC CS4 18B0816, Description: PFC CS4 18B0816

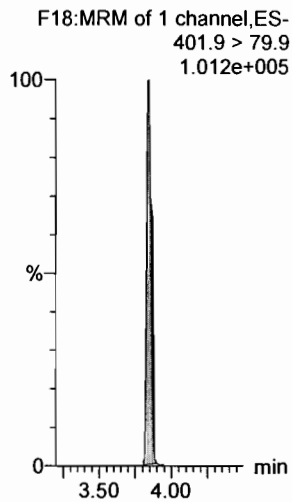
13C4-PFBA



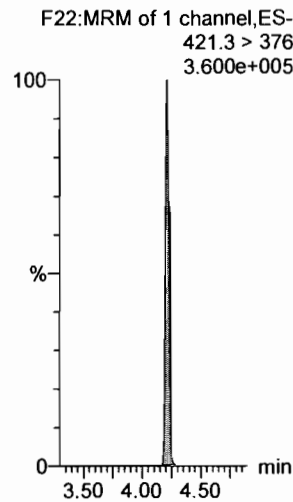
13C5-PFHxA



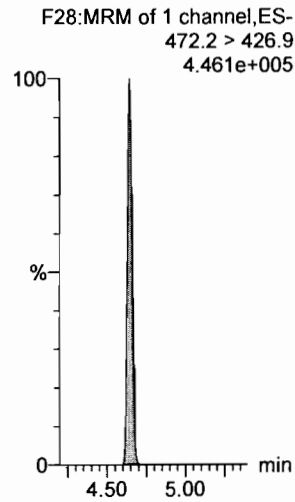
13C3-PFHxS



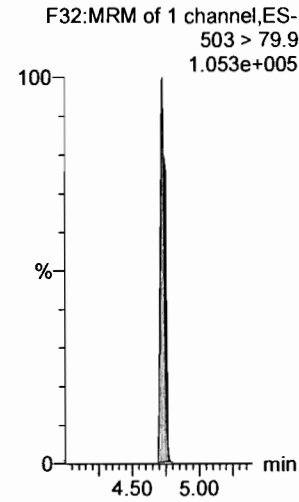
13C8-PFOA



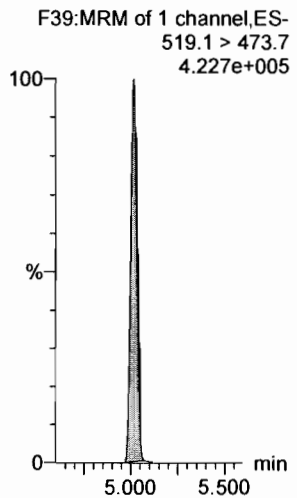
13C9-PFNA



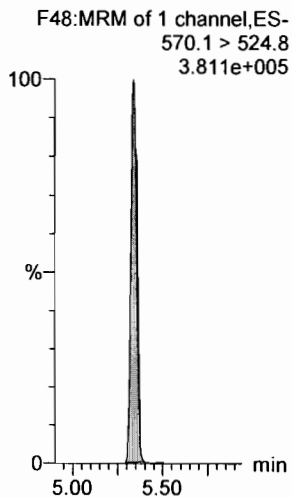
13C4-PFOS



13C6-PFDA



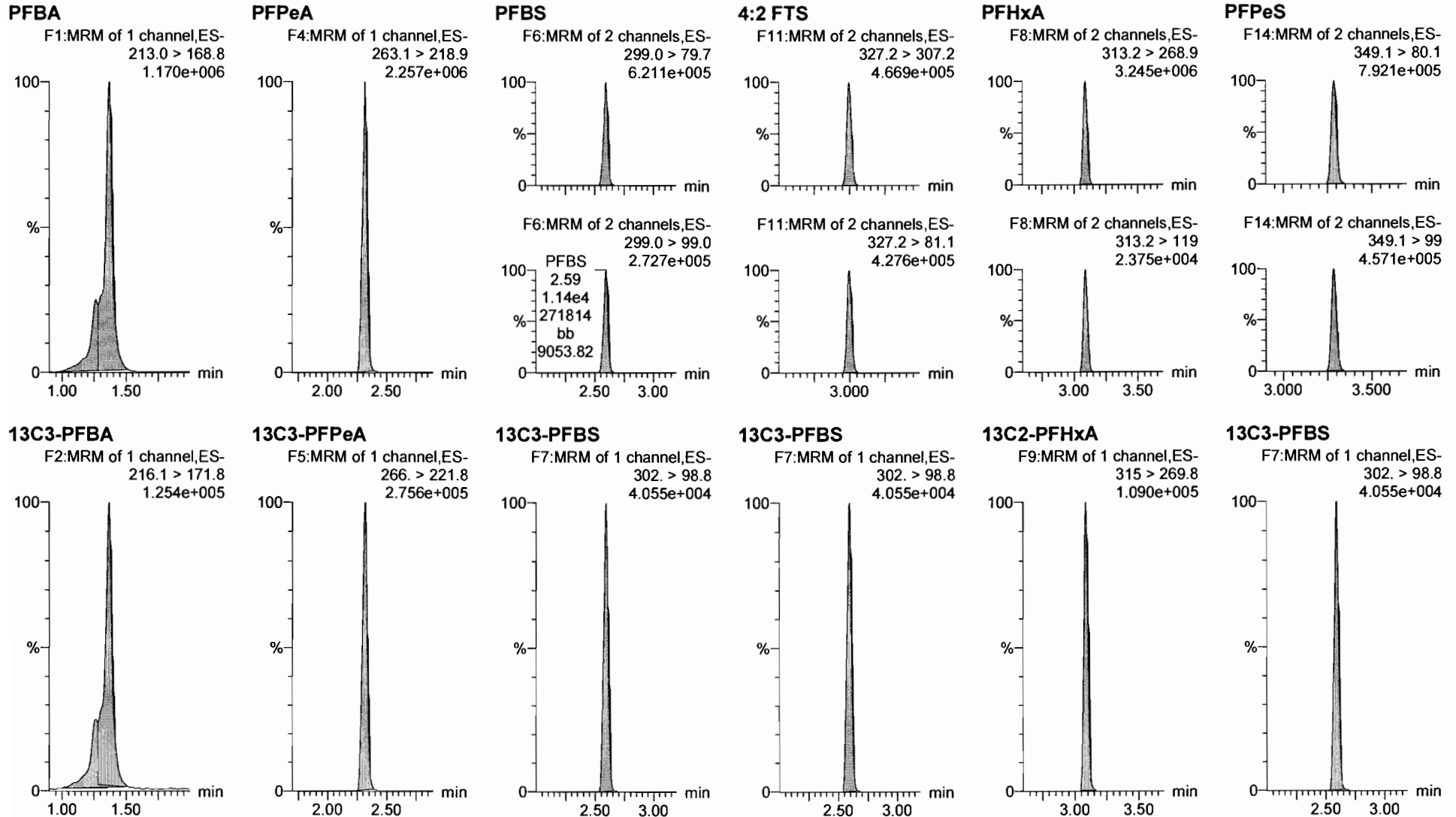
13C7-PFUdA



Dataset: F:\Projects\PFAS.PRO\Results\180221M1\180221M1-CRV.qld

Last Altered: Thursday, February 22, 2018 10:52:55 Pacific Standard Time
Printed: Thursday, February 22, 2018 10:53:16 Pacific Standard Time

Name: 180221M1_11, Date: 21-Feb-2018, Time: 17:01:19, ID: ST180221M1-8 PFC CS5 18B0817, Description: PFC CS5 18B0817



Dataset: F:\Projects\PFAS.PRO\Results\180221M1\180221M1-CRV.qld

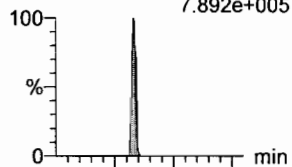
Last Altered: Thursday, February 22, 2018 10:52:55 Pacific Standard Time

Printed: Thursday, February 22, 2018 10:53:16 Pacific Standard Time

Name: 180221M1_11, Date: 21-Feb-2018, Time: 17:01:19, ID: ST180221M1-8 PFC CS5 18B0817, Description: PFC CS5 18B0817

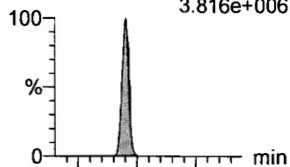
6:2 FTS

F23:MRM of 2 channels,ES-
427.1 > 407
7.892e+005



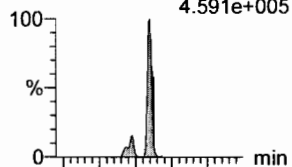
PFHpA

F15:MRM of 2 channels,ES-
363.0 > 318.9
3.816e+006



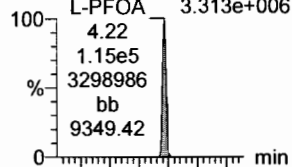
L-PFHxS

F17:MRM of 2 channels,ES-
398.9 > 79.6
4.591e+005




L-PFOA

F20:MRM of 2 channels,ES-
413 > 368.7
3.313e+006



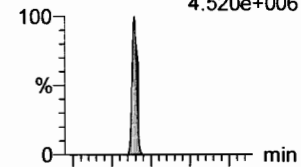
PFHpS

F25:MRM of 2 channels,ES-
449 > 80.0
8.794e+005

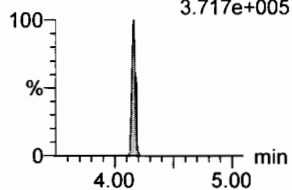


PFNA

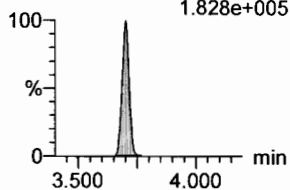
F26:MRM of 2 channels,ES-
463.0 > 418.8
4.520e+006



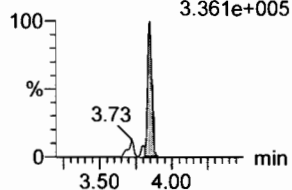
F23:MRM of 2 channels,ES-
427.1 > 80
3.717e+005



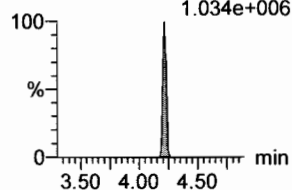
F15:MRM of 2 channels,ES-
363.0 > 169.0
1.828e+005



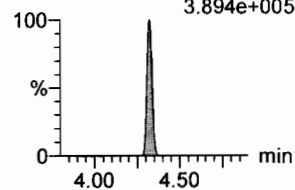
F17:MRM of 2 channels,ES-
398.9 > 99.0
3.361e+005



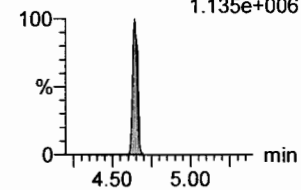
F20:MRM of 2 channels,ES-
413 > 169
1.034e+006



F25:MRM of 2 channels,ES-
449 > 98.7
3.894e+005

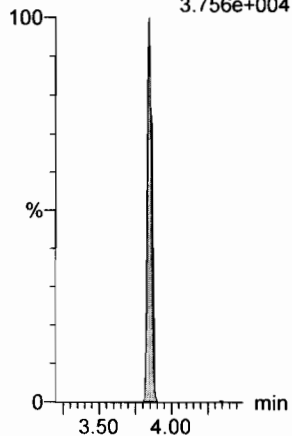


F26:MRM of 2 channels,ES-
463.0 > 219.0
1.135e+006



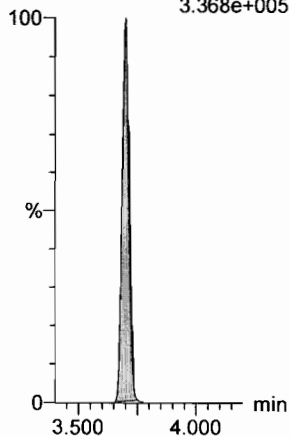
1802-PFHxS

F19:MRM of 1 channel,ES-
403.0 > 102.6
3.756e+004



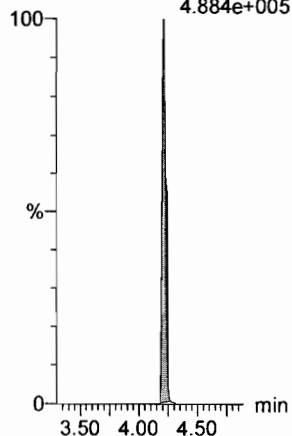
13C4-PFHpA

F16:MRM of 1 channel,ES-
367.2 > 321.8
3.368e+005



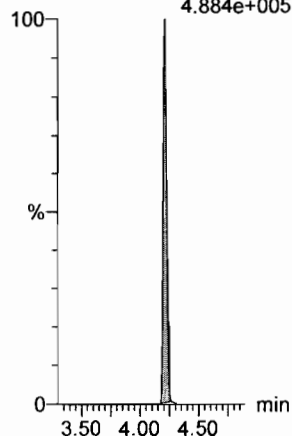
13C2-PFOA

F21:MRM of 1 channel,ES-
414.9 > 369.7
4.884e+005



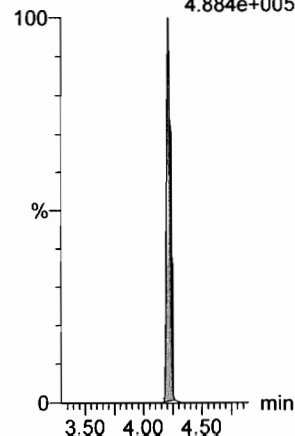
13C2-PFOA

F21:MRM of 1 channel,ES-
414.9 > 369.7
4.884e+005



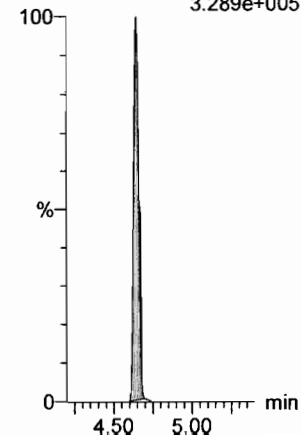
13C2-PFOA

F21:MRM of 1 channel,ES-
414.9 > 369.7
4.884e+005



13C5-PFNA

F27:MRM of 1 channel,ES-
468.2 > 422.9
3.289e+005



Dataset: F:\Projects\PFAS.PRO\Results\180221M1\180221M1-CRV.qld

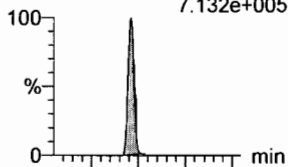
Last Altered: Thursday, February 22, 2018 10:52:55 Pacific Standard Time

Printed: Thursday, February 22, 2018 10:53:16 Pacific Standard Time

Name: 180221M1_11, Date: 21-Feb-2018, Time: 17:01:19, ID: ST180221M1-8 PFC CS5 18B0817, Description: PFC CS5 18B0817

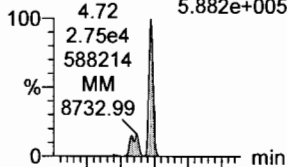
PFOSA

F29:MRM of 4 channels,ES-
498.1 > 77.8
7.132e+005



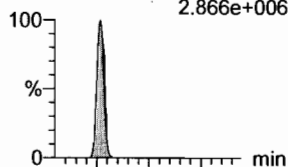
L-PFOS

F31:MRM of 2 channels,ES-
L-PFOS 499 > 79.9
2.75e4 5.882e+005
588214
MM
8732.99




PFDA

F36:MRM of 2 channels,ES-
513 > 468.8
2.866e+006



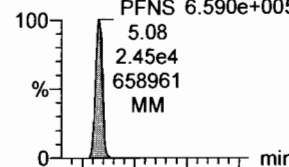
8:2 FTS

F41:MRM of 2 channels,ES-
527 > 506.9
6.054e+005



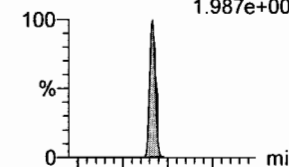
PFNS

F44:MRM of 2 channels,ES-
549.1 > 80.1
6.590e+005
PFNS 6.590e+005
5.08
2.45e4
658961
MM

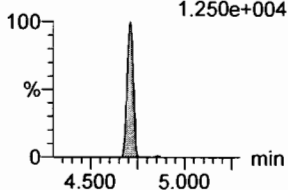


N-MeFOSAA

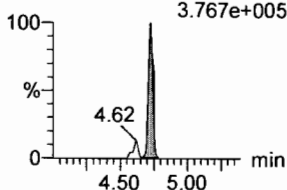
F47:MRM of 2 channels,ES-
570.1 > 419
1.987e+006



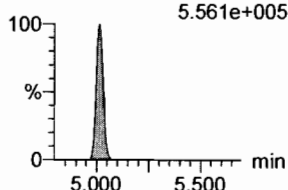
F29:MRM of 4 channels,ES-
498.1 > 478
1.250e+004



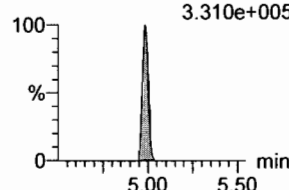
F31:MRM of 2 channels,ES-
499 > 99
3.767e+005



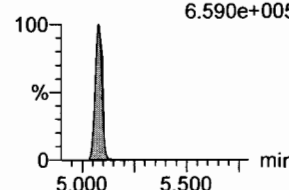
F36:MRM of 2 channels,ES-
513 > 219
5.561e+005



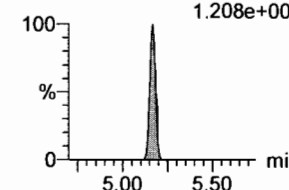
F41:MRM of 2 channels,ES-
527 > 80
3.310e+005



F44:MRM of 2 channels,ES-
549.1 > 80.1
6.590e+005

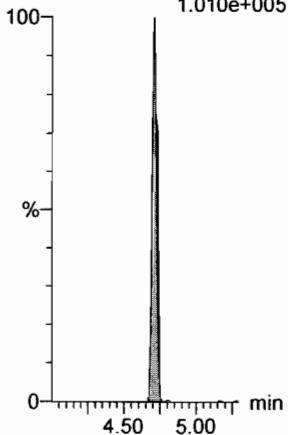


F47:MRM of 2 channels,ES-
570.1 > 483.0
1.208e+005



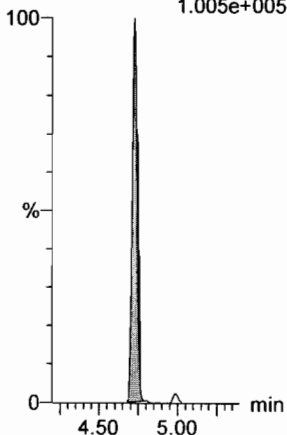
13C8-PFOSA

F33:MRM of 1 channel,ES-
506.1 > 77.7
1.010e+005



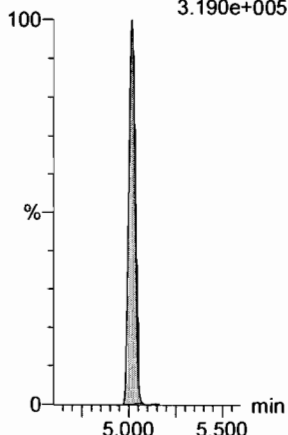
13C8-PFOS

F34:MRM of 1 channel,ES-
507.0 > 79.9
1.005e+005



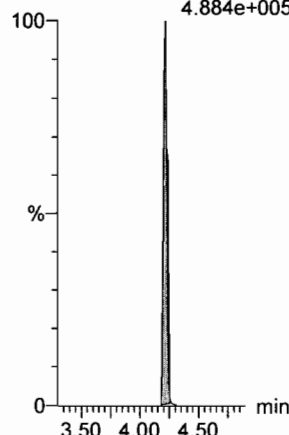
13C2-PFDA

F37:MRM of 1 channel,ES-
515.1 > 469.9
3.190e+005



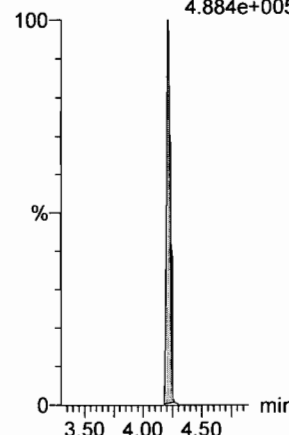
13C2-PFOA

F21:MRM of 1 channel,ES-
414.9 > 369.7
4.884e+005



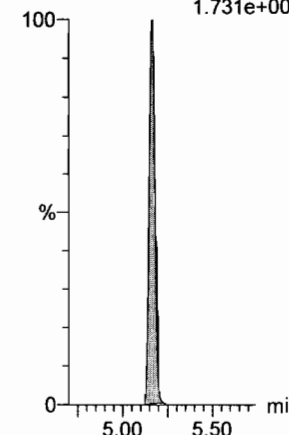
13C2-PFOA

F21:MRM of 1 channel,ES-
414.9 > 369.7
4.884e+005



d3-N-MeFOSAA

F49:MRM of 1 channel,ES-
573.3 > 419
1.731e+005

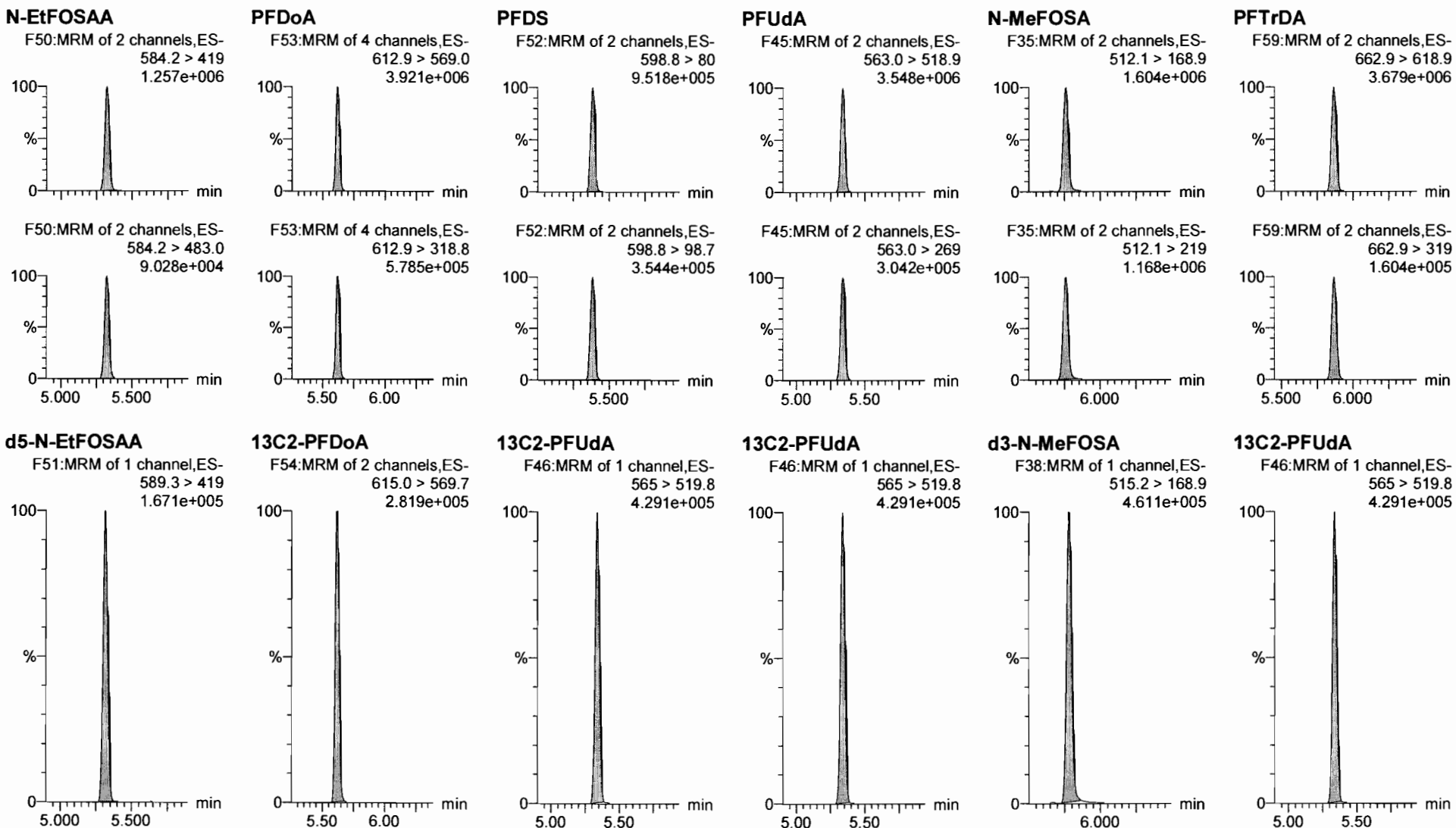


Dataset: F:\Projects\PFAS.PRO\Results\180221M1\180221M1-CRV.qld

Last Altered: Thursday, February 22, 2018 10:52:55 Pacific Standard Time

Printed: Thursday, February 22, 2018 10:53:16 Pacific Standard Time

Name: 180221M1_11, Date: 21-Feb-2018, Time: 17:01:19, ID: ST180221M1-8 PFC CS5 18B0817, Description: PFC CS5 18B0817



Dataset: F:\Projects\PFAS.PRO\Results\180221M1\180221M1-CRV.qld

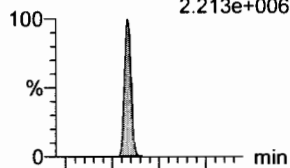
Last Altered: Thursday, February 22, 2018 10:52:55 Pacific Standard Time

Printed: Thursday, February 22, 2018 10:53:16 Pacific Standard Time

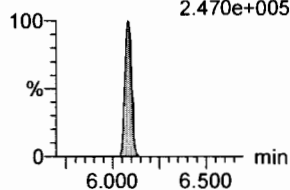
Name: 180221M1_11, Date: 21-Feb-2018, Time: 17:01:19, ID: ST180221M1-8 PFC CS5 18B0817, Description: PFC CS5 18B0817

PFTeDA

F60:MRM of 2 channels,ES-
712.9 > 668.8
2.213e+006

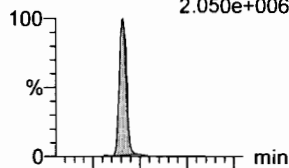


F60:MRM of 2 channels,ES-
712.9 > 369
2.470e+005

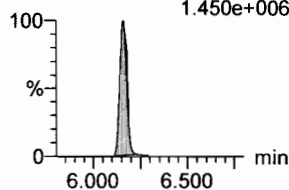


N-EtFOSA

F40:MRM of 2 channels,ES-
526.1 > 168.9
2.050e+006

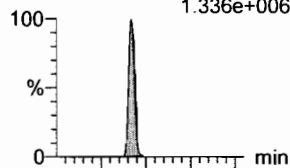


F40:MRM of 2 channels,ES-
526.1 > 219
1.450e+006

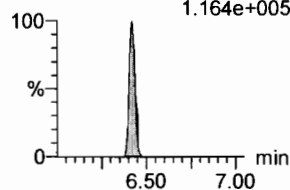


PFHxDA

F62:MRM of 2 channels,ES-
813.1 > 768.6
1.336e+006

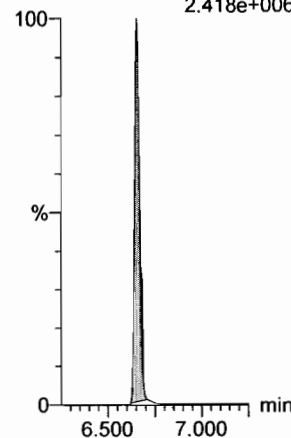


F62:MRM of 2 channels,ES-
813.1 > 219
1.164e+005



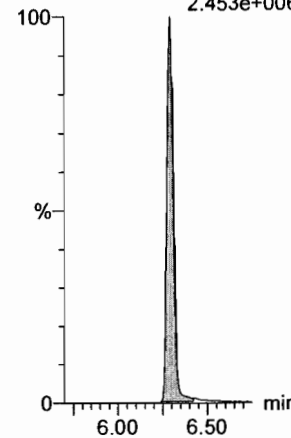
PFODA

F64:MRM of 1 channel,ES-
913.1 > 868.8
2.418e+006



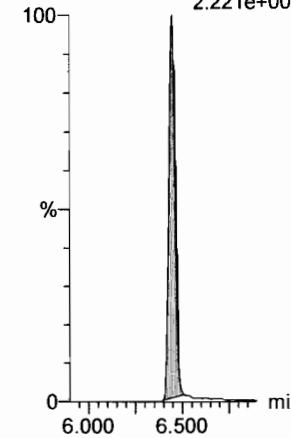
N-MeFOSE

F55:MRM of 1 channel,ES-
616.1 > 58.9
2.453e+006



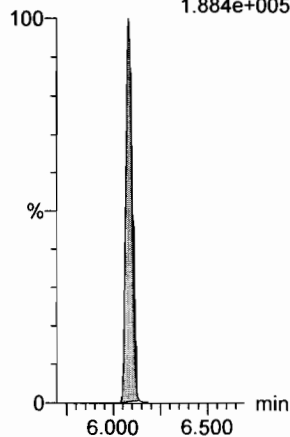
N-EtFOSE

F57:MRM of 1 channel,ES-
630.1 > 58.9
2.221e+006



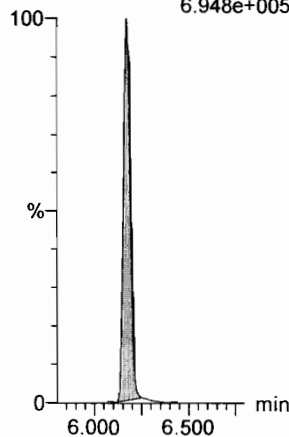
13C2-PFTeDA

F61:MRM of 2 channels,ES-
714.8 > 669.6
1.884e+005



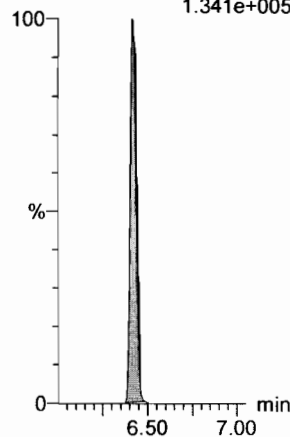
d5-N-ETFOSA

F43:MRM of 1 channel,ES-
531.1 > 168.9
6.948e+005



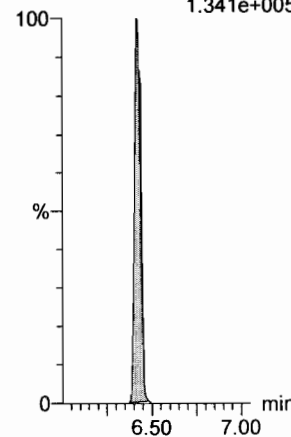
13C2-PFHxDA

F63:MRM of 1 channel,ES-
815 > 769.7
1.341e+005



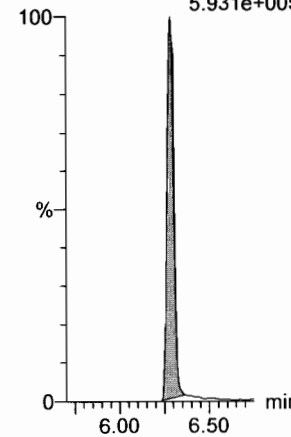
13C2-PFHxDA

F63:MRM of 1 channel,ES-
815 > 769.7
1.341e+005



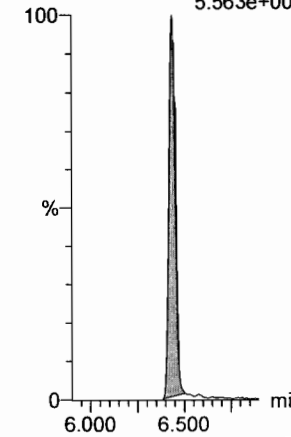
d7-N-MeFOSE

F56:MRM of 1 channel,ES-
623.1 > 58.9
5.931e+005



d9-N-EtFOSE

F58:MRM of 1 channel,ES-
639.2 > 58.8
5.563e+005

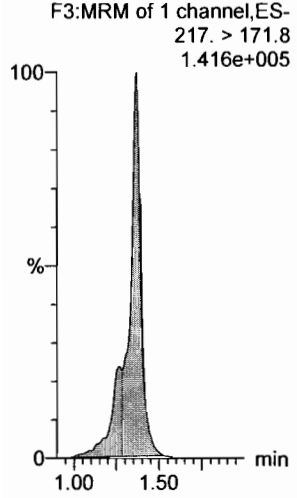


Dataset: F:\Projects\PFAS.PRO\Results\180221M1\180221M1-CRV.qld

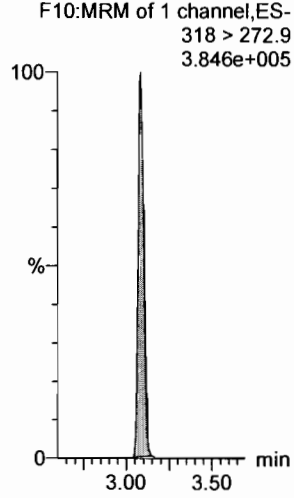
Last Altered: Thursday, February 22, 2018 10:52:55 Pacific Standard Time
Printed: Thursday, February 22, 2018 10:53:16 Pacific Standard Time

Name: 180221M1_11, Date: 21-Feb-2018, Time: 17:01:19, ID: ST180221M1-8 PFC CS5 18B0817, Description: PFC CS5 18B0817

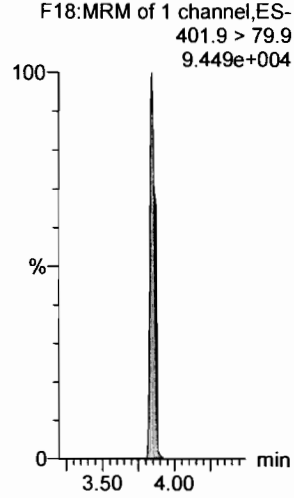
13C4-PFBA



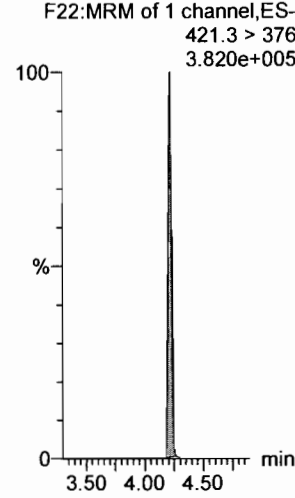
13C5-PFHxA



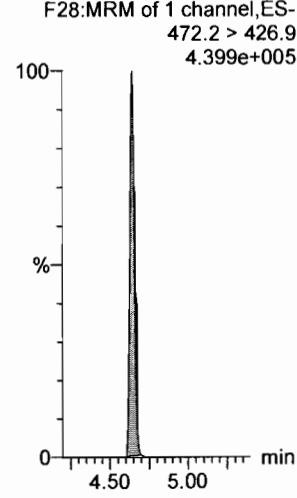
13C3-PFHxS



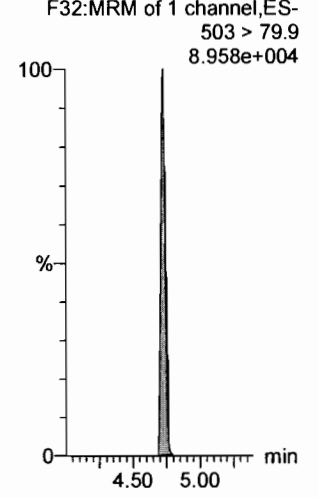
13C8-PFOA



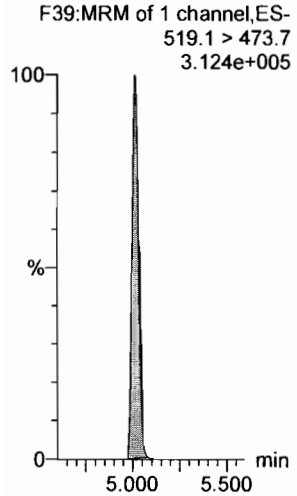
13C9-PFNA



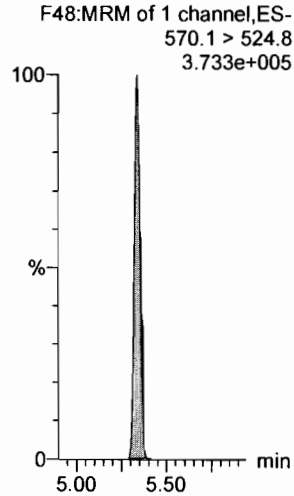
13C4-PFOS



13C6-PFDA



13C7-PFUdA

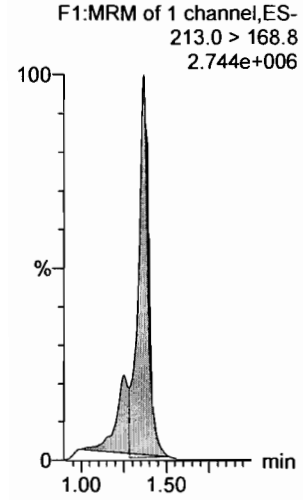


Dataset: F:\Projects\PFAS.PRO\Results\180221M1\180221M1-CRV.qld

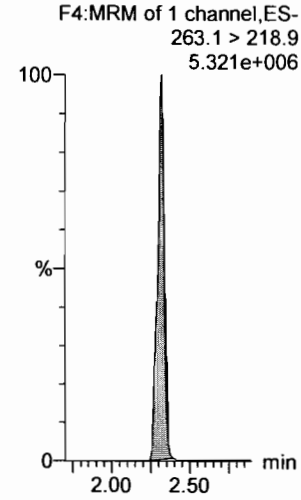
Last Altered: Thursday, February 22, 2018 10:52:55 Pacific Standard Time
Printed: Thursday, February 22, 2018 10:53:16 Pacific Standard Time

Name: 180221M1_12, Date: 21-Feb-2018, Time: 17:12:48, ID: ST180221M1-9 PFC CS6 18B0818, Description: PFC CS6 18B0818

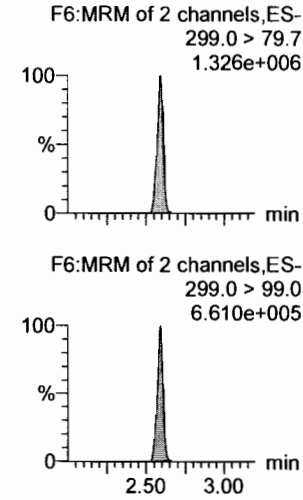
PFBA



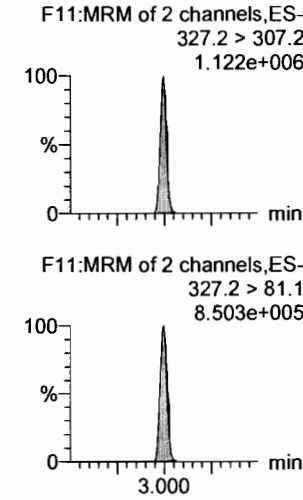
PFPeA



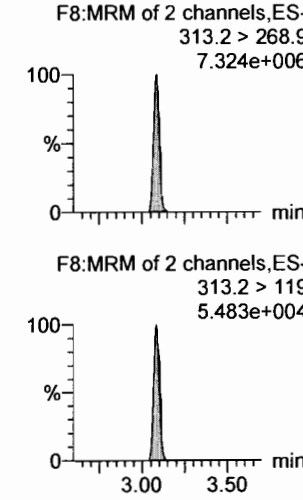
PFBS



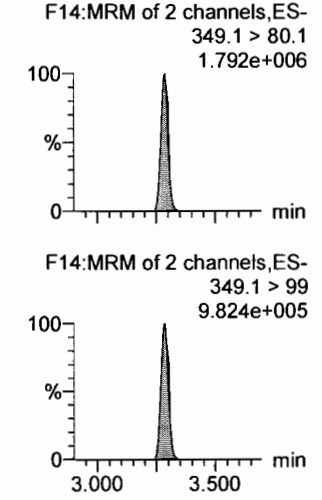
4:2 FTS



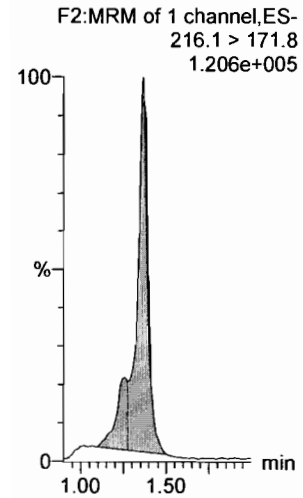
PFHxA



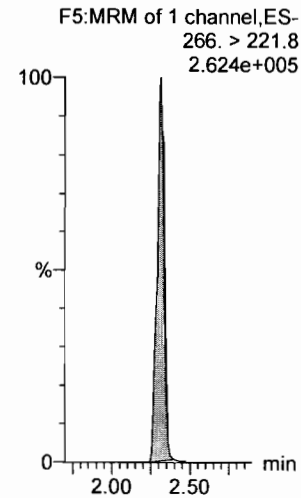
PFPeS



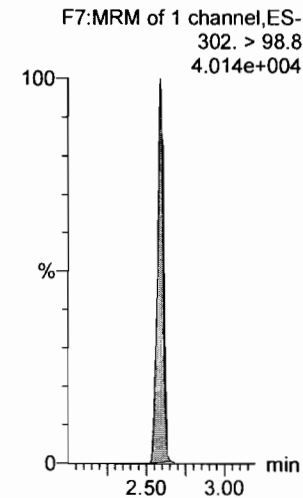
13C3-PFBA



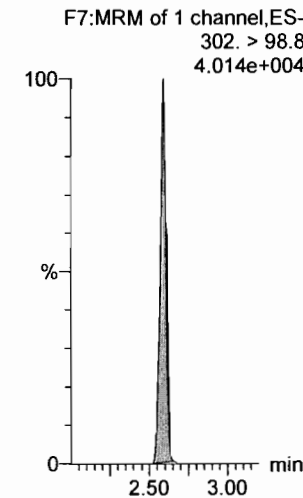
13C3-PFPeA



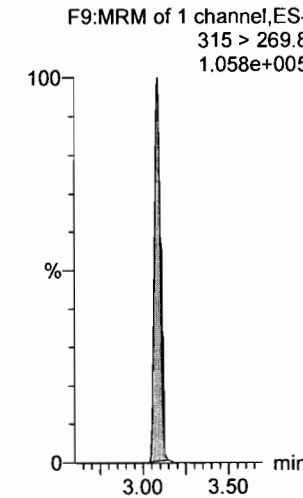
13C3-PFBS



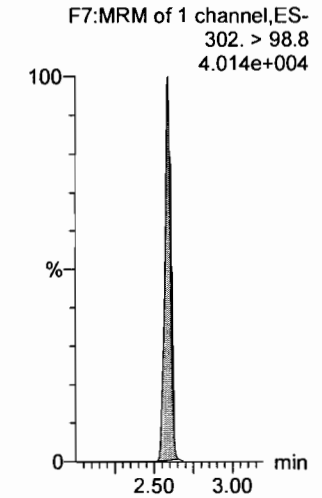
13C3-PFBS



13C2-PFHxA



13C3-PFBS



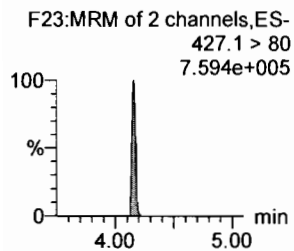
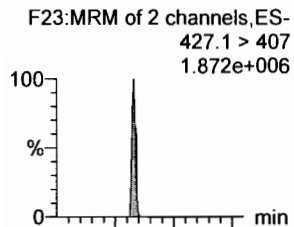
Dataset: F:\Projects\PFAS.PRO\Results\180221M1\180221M1-CRV.qld

Last Altered: Thursday, February 22, 2018 10:52:55 Pacific Standard Time

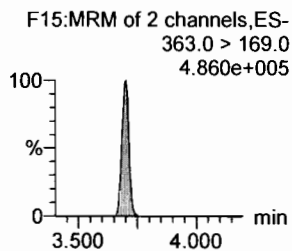
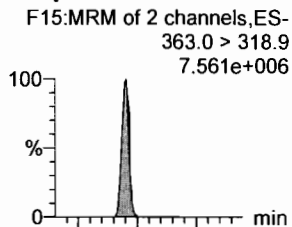
Printed: Thursday, February 22, 2018 10:53:16 Pacific Standard Time

Name: 180221M1_12, Date: 21-Feb-2018, Time: 17:12:48, ID: ST180221M1-9 PFC CS6 18B0818, Description: PFC CS6 18B0818

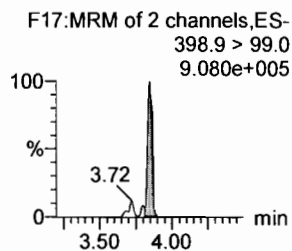
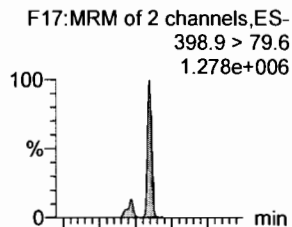
6:2 FTS



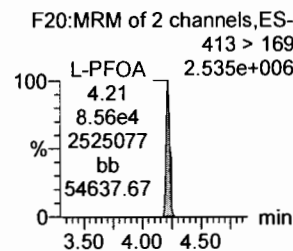
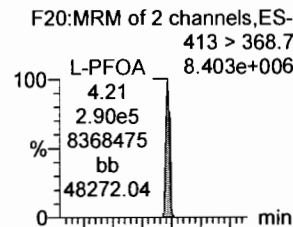
PFHpA



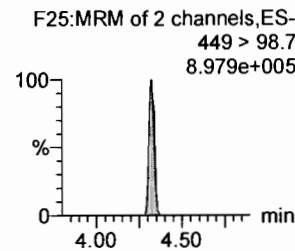
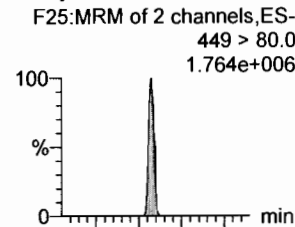
L-PFHxS



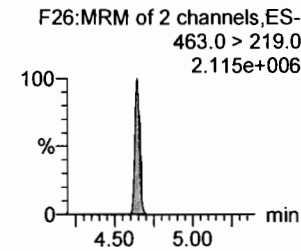
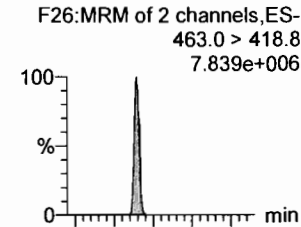
L-PFOA




PFHpS



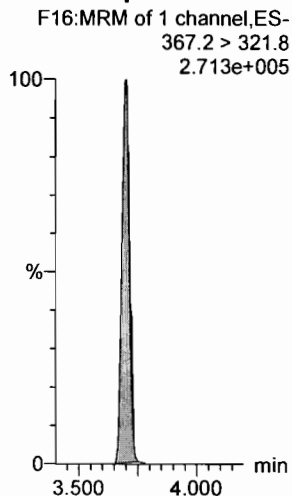
PFNA



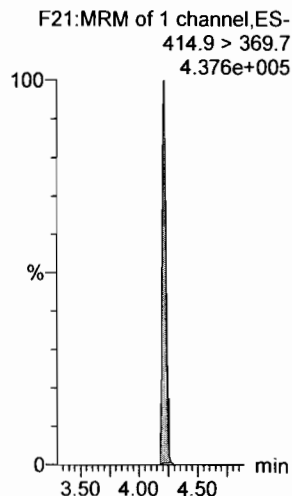
1802-PFHxS



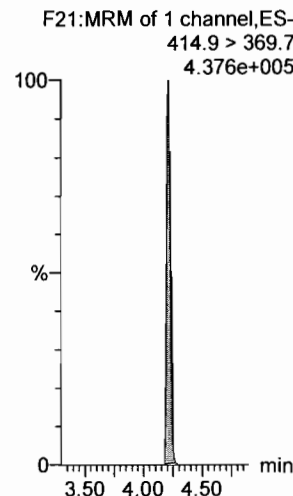
13C4-PFHpA



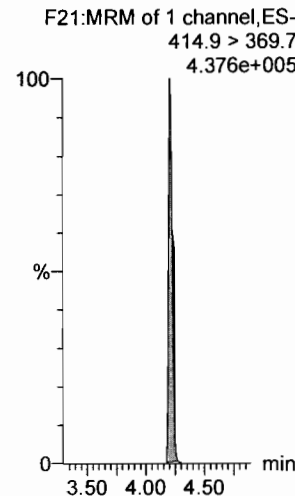
13C2-PFOA



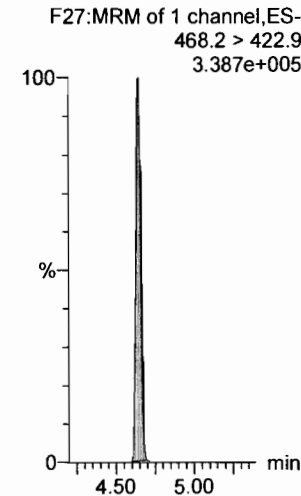
13C2-PFOA



13C2-PFOA



13C5-PFNA



Dataset: F:\Projects\PFAS.PRO\Results\180221M1\180221M1-CRV.qld

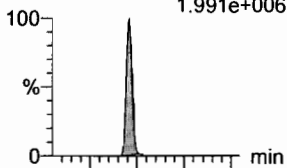
Last Altered: Thursday, February 22, 2018 10:52:55 Pacific Standard Time

Printed: Thursday, February 22, 2018 10:53:16 Pacific Standard Time

Name: 180221M1_12, Date: 21-Feb-2018, Time: 17:12:48, ID: ST180221M1-9 PFC CS6 18B0818, Description: PFC CS6 18B0818


PFOSA

F29:MRM of 4 channels,ES-
498.1 > 77.8
1.991e+006



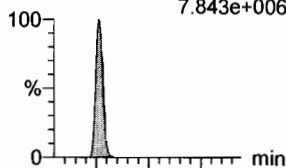
L-PFOS

F31:MRM of 2 channels,ES-
499 > 79.9
1.563e+006



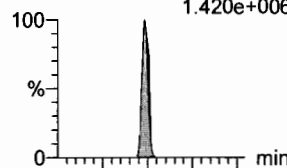
PFDA

F36:MRM of 2 channels,ES-
513 > 468.8
7.843e+006



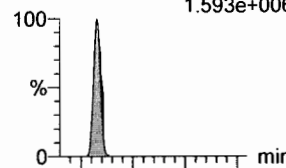
8:2 FTS

F41:MRM of 2 channels,ES-
527 > 506.9
1.420e+006



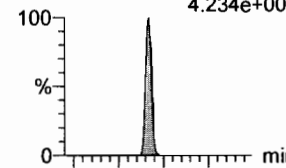
PFNS

F44:MRM of 2 channels,ES-
549.1 > 80.1
1.593e+006

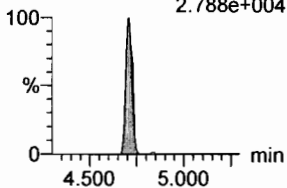


N-MeFOSAA

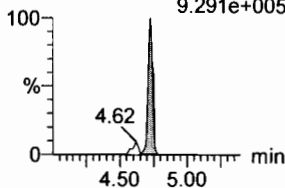
F47:MRM of 2 channels,ES-
570.1 > 419
4.234e+006



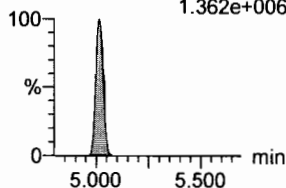
F29:MRM of 4 channels,ES-
498.1 > 478
2.788e+004



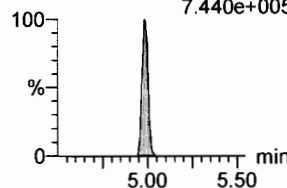
F31:MRM of 2 channels,ES-
499 > 99
9.291e+005



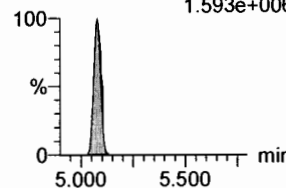
F36:MRM of 2 channels,ES-
513 > 219
1.362e+006



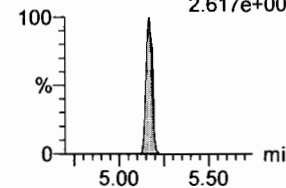
F41:MRM of 2 channels,ES-
527 > 80
7.440e+005



F44:MRM of 2 channels,ES-
549.1 > 80.1
1.593e+006

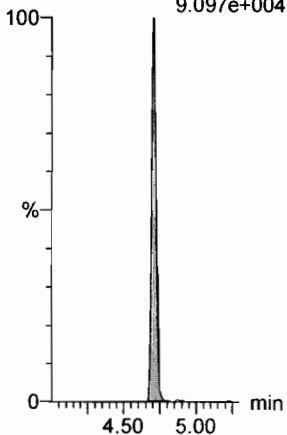


F47:MRM of 2 channels,ES-
570.1 > 483.0
2.617e+005



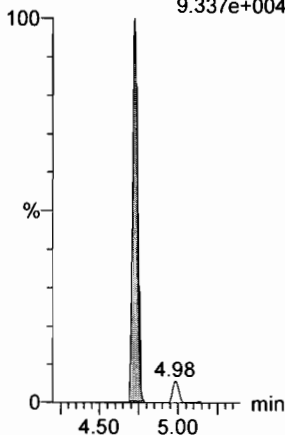
13C8-PFOA

F33:MRM of 1 channel,ES-
506.1 > 77.7
9.097e+004



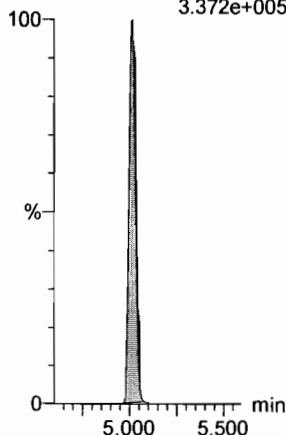
13C8-PFOS

F34:MRM of 1 channel,ES-
507.0 > 79.9
9.337e+004



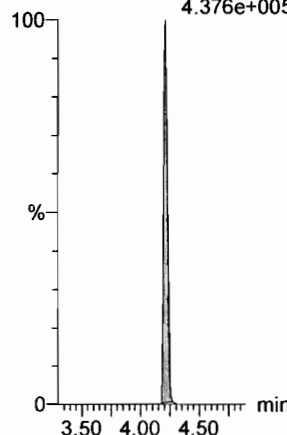
13C2-PFDA

F37:MRM of 1 channel,ES-
515.1 > 469.9
3.372e+005



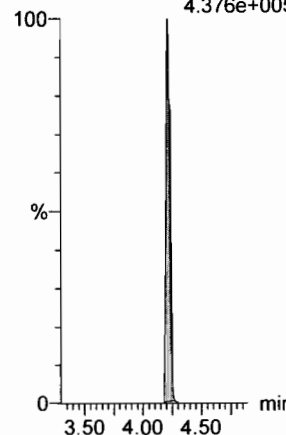
13C2-PFOA

F21:MRM of 1 channel,ES-
414.9 > 369.7
4.376e+005



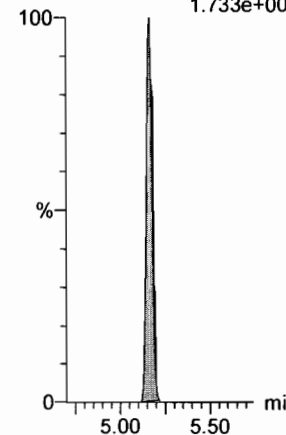
13C2-PFOA

F21:MRM of 1 channel,ES-
414.9 > 369.7
4.376e+005



d3-N-MeFOSAA

F49:MRM of 1 channel,ES-
573.3 > 419
1.733e+005

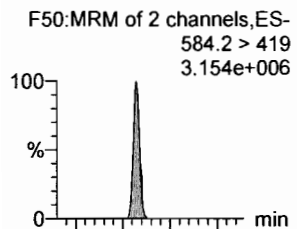


Dataset: F:\Projects\PFAS.PRO\Results\180221M1\180221M1-CRV.qld

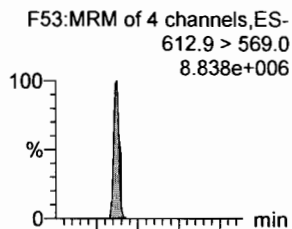
Last Altered: Thursday, February 22, 2018 10:52:55 Pacific Standard Time
Printed: Thursday, February 22, 2018 10:53:16 Pacific Standard Time

Name: 180221M1_12, Date: 21-Feb-2018, Time: 17:12:48, ID: ST180221M1-9 PFC CS6 18B0818, Description: PFC CS6 18B0818

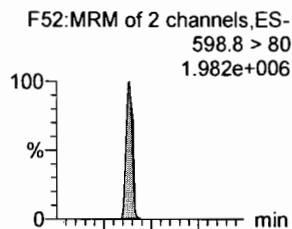
N-EtFOSAA



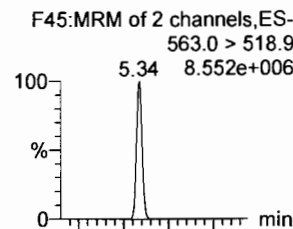
PFDoA



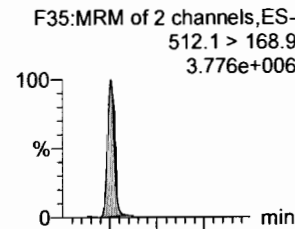
PFDS



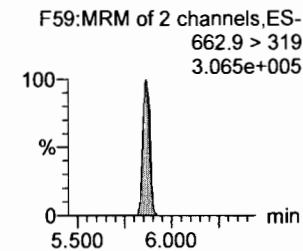
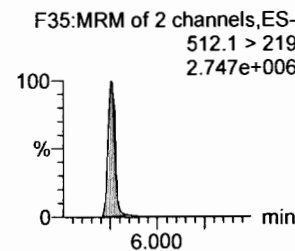
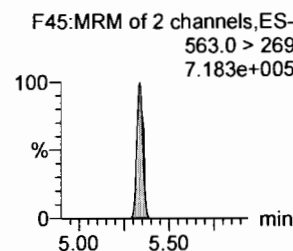
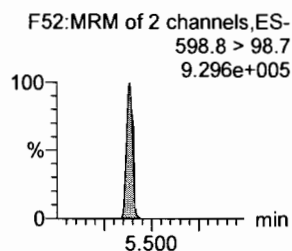
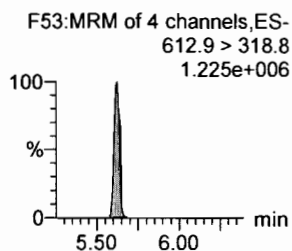
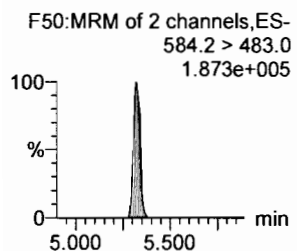
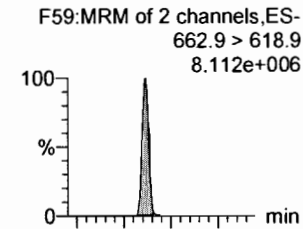
PFUdA



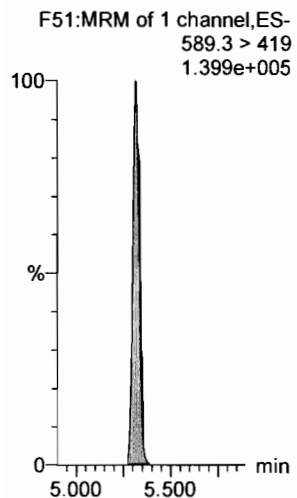
N-MeFOSA




PFTrDA



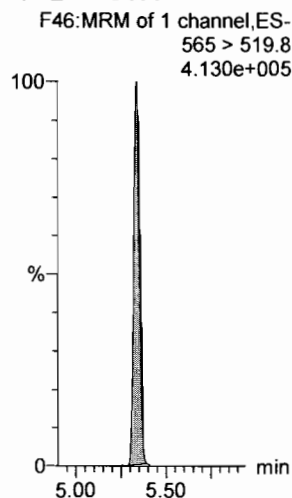
d5-N-EtFOSAA



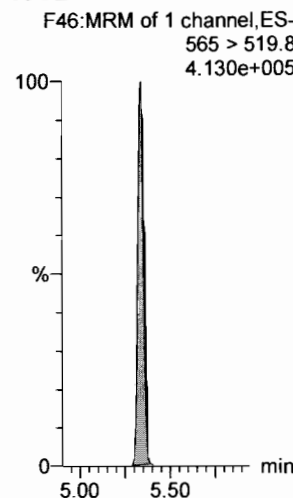
13C2-PFDoA



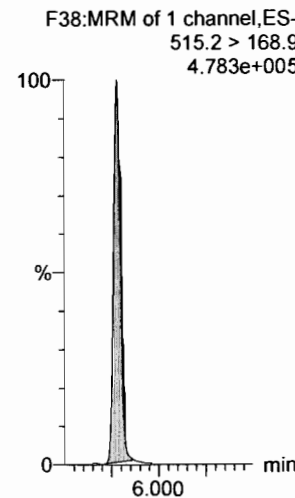
13C2-PFUdA



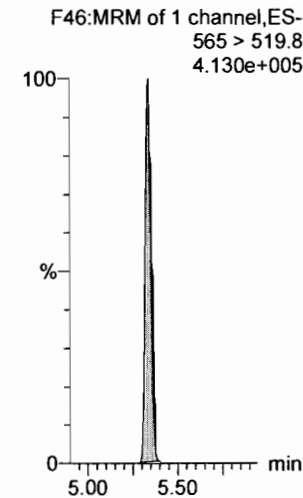
13C2-PFUdA



d3-N-MeFOSA



13C2-PFUdA



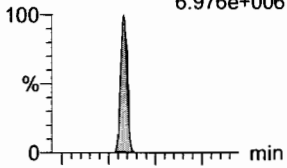
Dataset: F:\Projects\PFAS.PRO\Results\180221M1\180221M1-CRV.qld

Last Altered: Thursday, February 22, 2018 10:52:55 Pacific Standard Time
Printed: Thursday, February 22, 2018 10:53:16 Pacific Standard Time

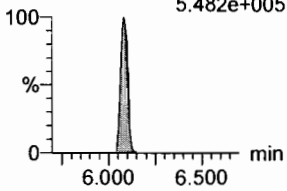
Name: 180221M1_12, Date: 21-Feb-2018, Time: 17:12:48, ID: ST180221M1-9 PFC CS6 18B0818, Description: PFC CS6 18B0818

PFTeDA

F60:MRM of 2 channels,ES-
712.9 > 668.8
6.976e+006

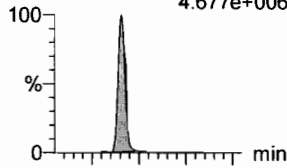


F60:MRM of 2 channels,ES-
712.9 > 369
5.482e+005

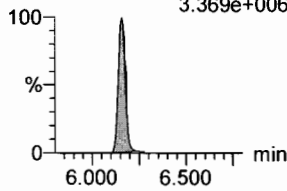


N-EtFOSA

F40:MRM of 2 channels,ES-
526.1 > 168.9
4.677e+006

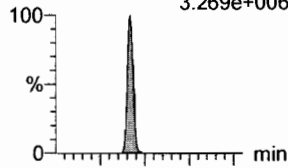


F40:MRM of 2 channels,ES-
526.1 > 219
3.369e+006

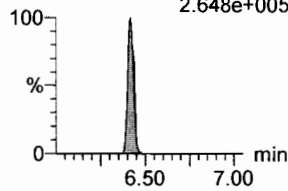


PFHxDA

F62:MRM of 2 channels,ES-
813.1 > 768.6
3.269e+006

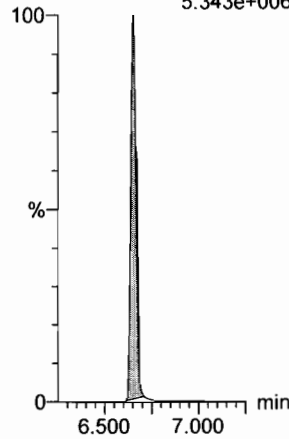


F62:MRM of 2 channels,ES-
813.1 > 219
2.648e+005



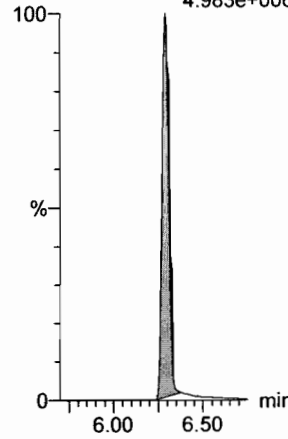
PFODA

F64:MRM of 1 channel,ES-
913.1 > 868.8
5.343e+006



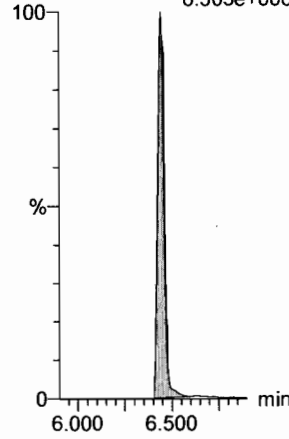
N-MeFOSE

F55:MRM of 1 channel,ES-
616.1 > 58.9
4.983e+006



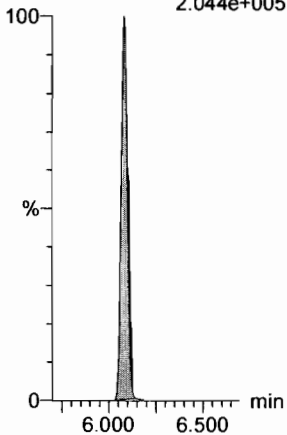
N-EtFOSE

F57:MRM of 1 channel,ES-
630.1 > 58.9
6.305e+006



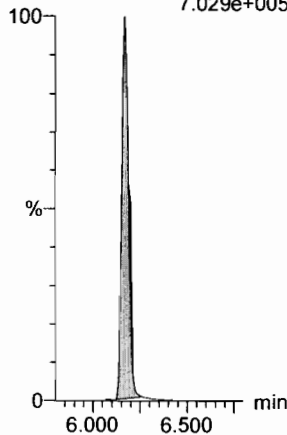
13C2-PFTeDA

F61:MRM of 2 channels,ES-
714.8 > 669.6
2.044e+005



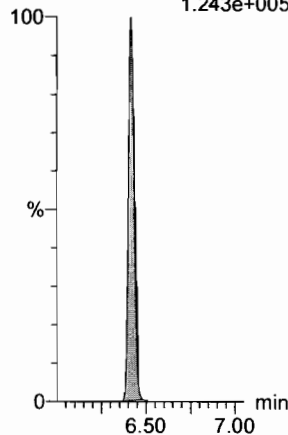
d5-N-ETFOSA

F43:MRM of 1 channel,ES-
531.1 > 168.9
7.029e+005



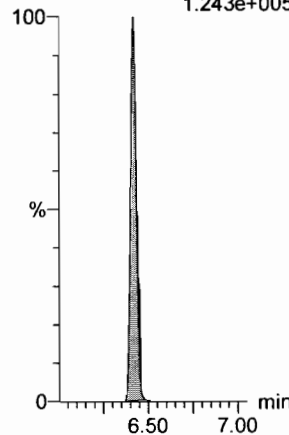
13C2-PFHxDA

F63:MRM of 1 channel,ES-
815 > 769.7
1.243e+005



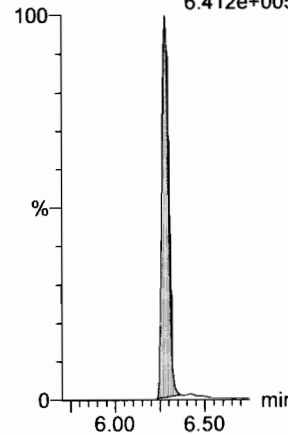
13C2-PFHxDA

F63:MRM of 1 channel,ES-
815 > 769.7
1.243e+005



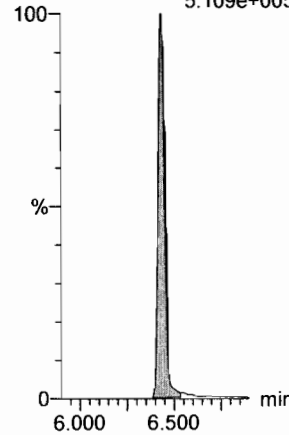
d7-N-MeFOSE

F56:MRM of 1 channel,ES-
623.1 > 58.9
6.412e+005



d9-N-EtFOSE

F58:MRM of 1 channel,ES-
639.2 > 58.8
5.109e+005



Dataset: F:\Projects\PFAS.PRO\Results\180221M1\180221M1-CRV.qld

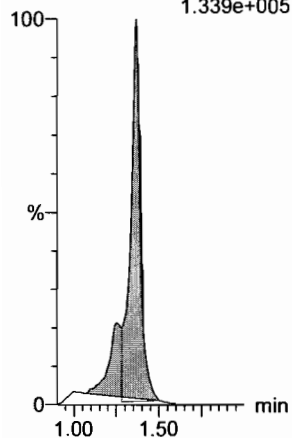
Last Altered: Thursday, February 22, 2018 10:52:55 Pacific Standard Time

Printed: Thursday, February 22, 2018 10:53:16 Pacific Standard Time

Name: 180221M1_12, Date: 21-Feb-2018, Time: 17:12:48, ID: ST180221M1-9 PFC CS6 18B0818, Description: PFC CS6 18B0818

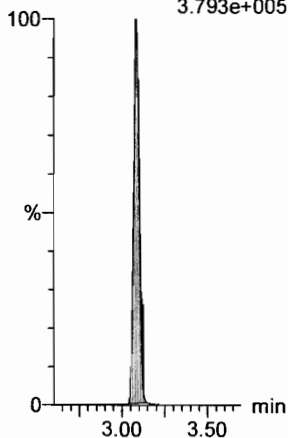
13C4-PFBA

F3:MRM of 1 channel,ES-
217. > 171.8
1.339e+005



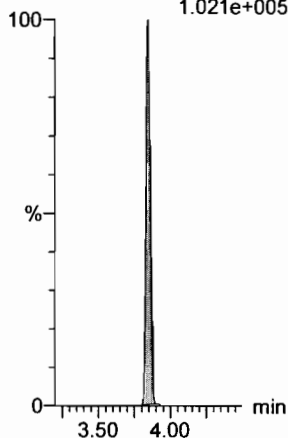
13C5-PFHxA

F10:MRM of 1 channel,ES-
318 > 272.9
3.793e+005



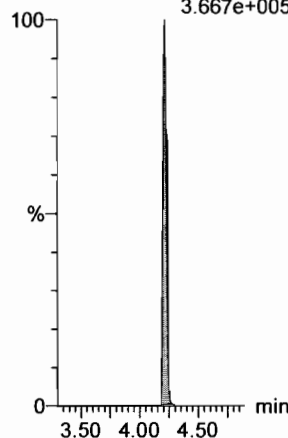
13C3-PFHxS

F18:MRM of 1 channel,ES-
401.9 > 79.9
1.021e+005



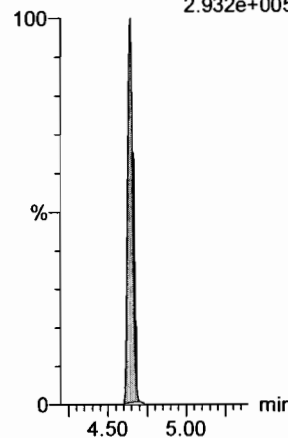
13C8-PFOA

F22:MRM of 1 channel,ES-
421.3 > 376
3.667e+005



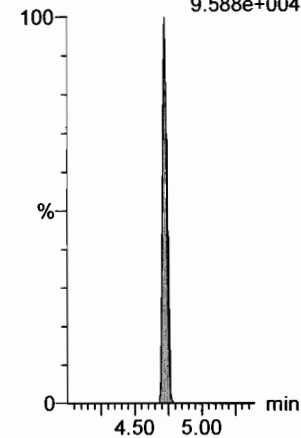
13C9-PFNA

F28:MRM of 1 channel,ES-
472.2 > 426.9
2.932e+005



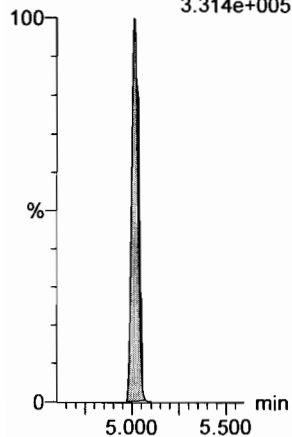
13C4-PFOS

F32:MRM of 1 channel,ES-
503 > 79.9
9.588e+004



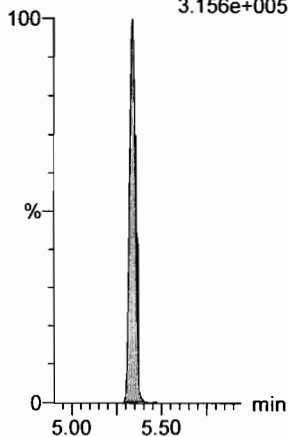
13C6-PFDA

F39:MRM of 1 channel,ES-
519.1 > 473.7
3.314e+005



13C7-PFUdA

F48:MRM of 1 channel,ES-
570.1 > 524.8
3.156e+005



Dataset: F:\Projects\PFAS.PRO\Results\180221M1\180221M1-CRV.qld

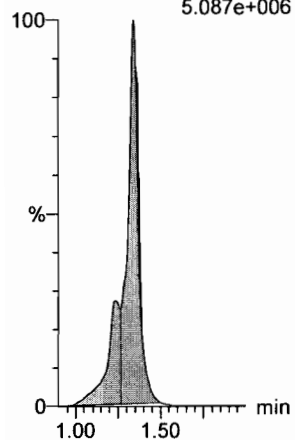
Last Altered: Thursday, February 22, 2018 10:52:55 Pacific Standard Time

Printed: Thursday, February 22, 2018 10:53:16 Pacific Standard Time

Name: 180221M1_13, Date: 21-Feb-2018, Time: 17:24:17, ID: ST180221M1-10 PFC CS7 18B0819, Description: PFC CS7 18B0819

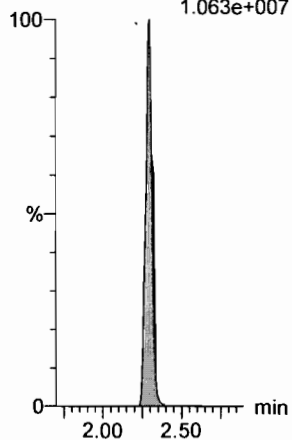
PFBA

F1:MRM of 1 channel,ES-
213.0 > 168.8
5.087e+006




PFPeA

F4:MRM of 1 channel,ES-
263.1 > 218.9
1.063e+007

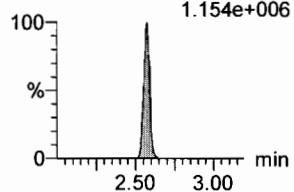


PFBS

F6:MRM of 2 channels,ES-
299.0 > 79.7
2.464e+006

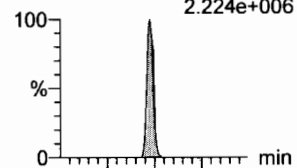


F6:MRM of 2 channels,ES-
299.0 > 99.0
1.154e+006

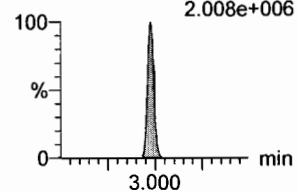


4:2 FTS

F11:MRM of 2 channels,ES-
327.2 > 307.2
2.224e+006

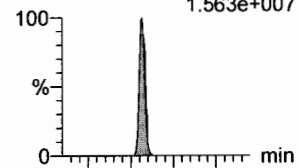


F11:MRM of 2 channels,ES-
327.2 > 81.1
2.008e+006

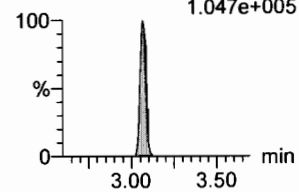


PFHxA

F8:MRM of 2 channels,ES-
313.2 > 268.9
1.563e+007

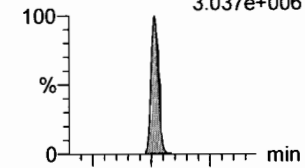


F8:MRM of 2 channels,ES-
313.2 > 119
1.047e+005

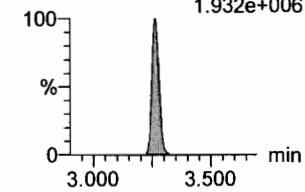


PFPeS

F14:MRM of 2 channels,ES-
349.1 > 80.1
3.037e+006

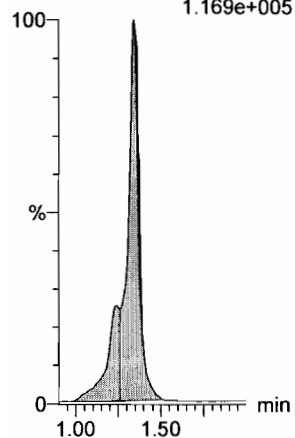


F14:MRM of 2 channels,ES-
349.1 > 99
1.932e+006



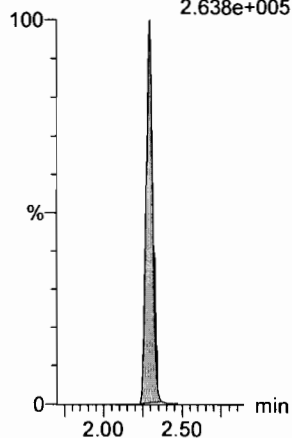
13C3-PFBA

F2:MRM of 1 channel,ES-
216.1 > 171.8
1.169e+005



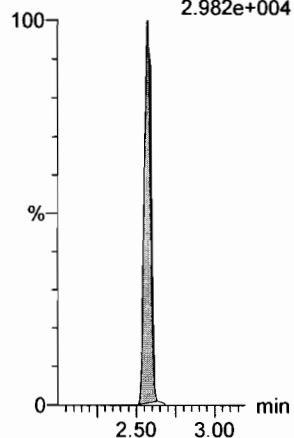
13C3-PFPeA

F5:MRM of 1 channel,ES-
266. > 221.8
2.638e+005



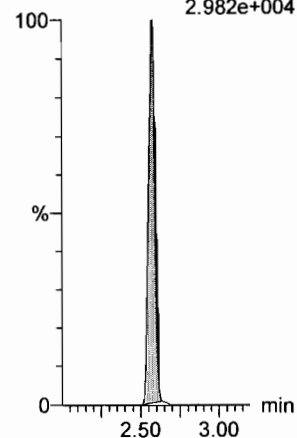
13C3-PFBS

F7:MRM of 1 channel,ES-
302. > 98.8
2.982e+004



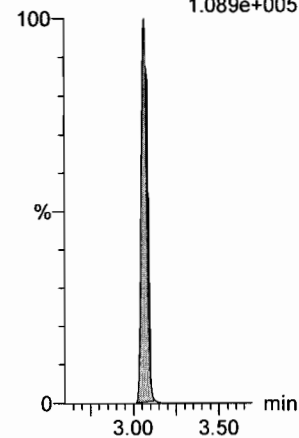
13C3-PFBS

F7:MRM of 1 channel,ES-
302. > 98.8
2.982e+004



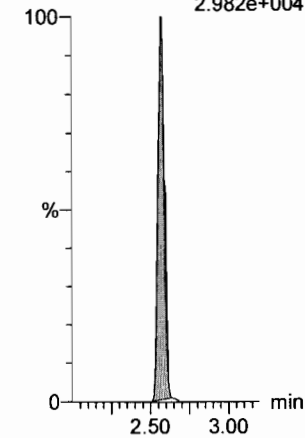
13C2-PFHxA

F9:MRM of 1 channel,ES-
315 > 269.8
1.089e+005



13C3-PFBS

F7:MRM of 1 channel,ES-
302. > 98.8
2.982e+004



Dataset: F:\Projects\PFAS.PRO\Results\180221M1\180221M1-CRV.qld

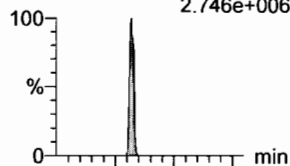
Last Altered: Thursday, February 22, 2018 10:52:55 Pacific Standard Time

Printed: Thursday, February 22, 2018 10:53:16 Pacific Standard Time

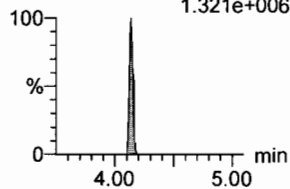
Name: 180221M1_13, Date: 21-Feb-2018, Time: 17:24:17, ID: ST180221M1-10 PFC CS7 18B0819, Description: PFC CS7 18B0819

6:2 FTS

F23:MRM of 2 channels,ES-
427.1 > 407
2.746e+006

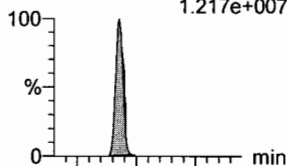


F23:MRM of 2 channels,ES-
427.1 > 80
1.321e+006

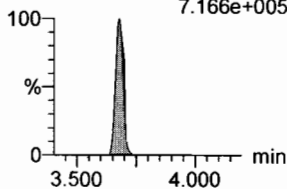


PFHpA

F15:MRM of 2 channels,ES-
363.0 > 318.9
1.217e+007




F15:MRM of 2 channels,ES-
363.0 > 169.0
7.166e+005

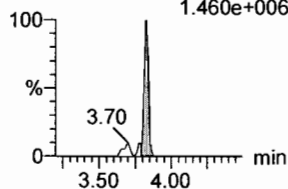


L-PFHxS

F17:MRM of 2 channels,ES-
398.9 > 79.6
2.008e+006

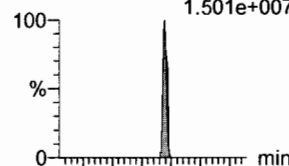


F17:MRM of 2 channels,ES-
398.9 > 99.0
1.460e+006

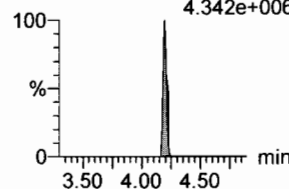


L-PFOA

F20:MRM of 2 channels,ES-
413 > 368.7
1.501e+007

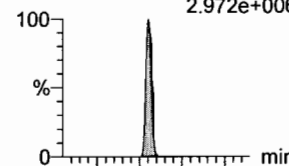


F20:MRM of 2 channels,ES-
413 > 169
4.342e+006

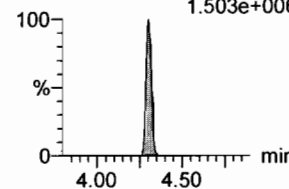


PFHpS

F25:MRM of 2 channels,ES-
449 > 80.0
2.972e+006

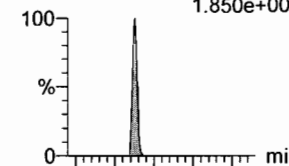


F25:MRM of 2 channels,ES-
449 > 98.7
1.503e+006

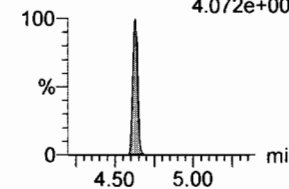


PFNA

F26:MRM of 2 channels,ES-
463.0 > 418.8
1.850e+007

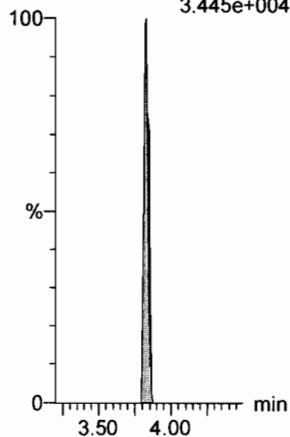


F26:MRM of 2 channels,ES-
463.0 > 219.0
4.072e+006



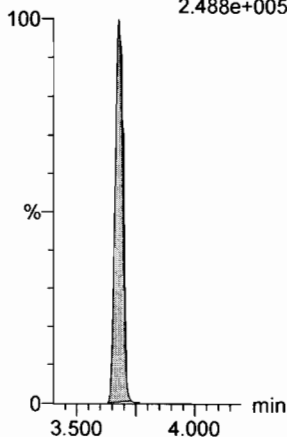
18O2-PFHxS

F19:MRM of 1 channel,ES-
403.0 > 102.6
3.445e+004



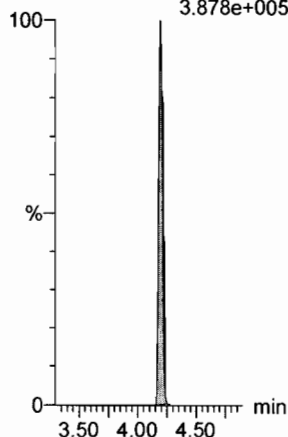
13C4-PFHpA

F16:MRM of 1 channel,ES-
367.2 > 321.8
2.488e+005



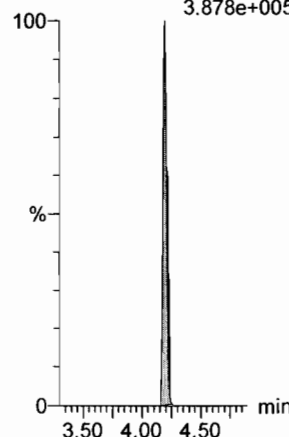
13C2-PFOA

F21:MRM of 1 channel,ES-
414.9 > 369.7
3.878e+005



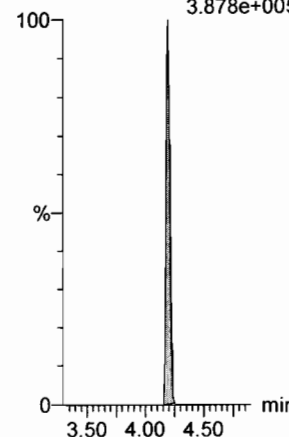
13C2-PFOA

F21:MRM of 1 channel,ES-
414.9 > 369.7
3.878e+005



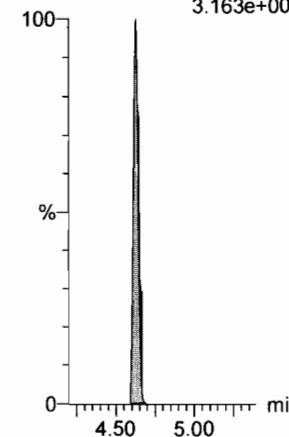
13C2-PFOA

F21:MRM of 1 channel,ES-
414.9 > 369.7
3.878e+005



13C5-PFNA

F27:MRM of 1 channel,ES-
468.2 > 422.9
3.163e+005



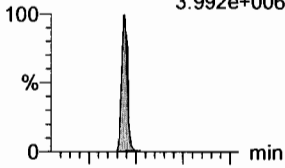
Dataset: F:\Projects\PFAS.PRO\Results\180221M1\180221M1-CRV.qld

Last Altered: Thursday, February 22, 2018 10:52:55 Pacific Standard Time
Printed: Thursday, February 22, 2018 10:53:16 Pacific Standard Time

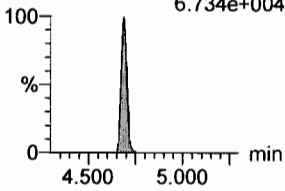
Name: 180221M1_13, Date: 21-Feb-2018, Time: 17:24:17, ID: ST180221M1-10 PFC CS7 18B0819, Description: PFC CS7 18B0819

PFOSA

F29:MRM of 4 channels,ES-
498.1 > 77.8
3.992e+006

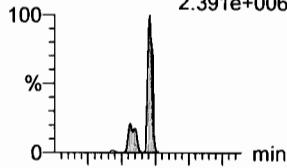


F29:MRM of 4 channels,ES-
498.1 > 478
6.734e+004

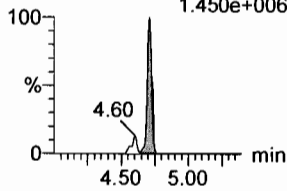


L-PFOS

F31:MRM of 2 channels,ES-
499 > 79.9
2.391e+006

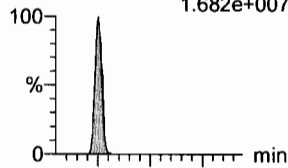


F31:MRM of 2 channels,ES-
499 > 99
1.450e+006

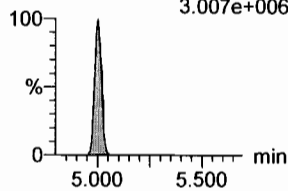


PFDA

F36:MRM of 2 channels,ES-
513 > 468.8
1.682e+007

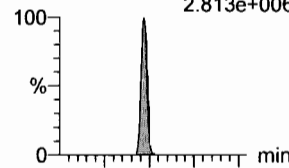


F36:MRM of 2 channels,ES-
513 > 219
3.007e+006

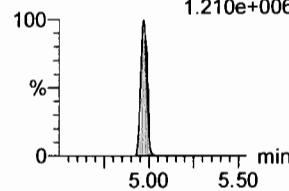


8:2 FTS

F41:MRM of 2 channels,ES-
527 > 506.9
2.813e+006

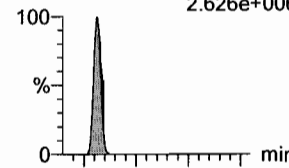


F41:MRM of 2 channels,ES-
527 > 80
1.210e+006

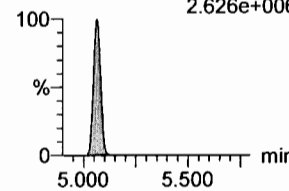


PFNS

F44:MRM of 2 channels,ES-
549.1 > 80.1
2.626e+006

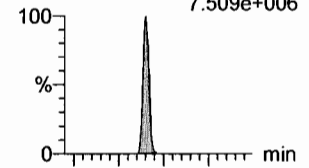


F44:MRM of 2 channels,ES-
549.1 > 80.1
2.626e+006

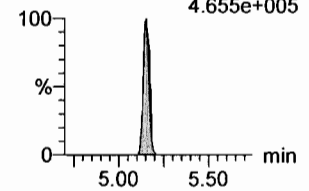


N-MeFOSAA

F47:MRM of 2 channels,ES-
570.1 > 419
7.509e+006

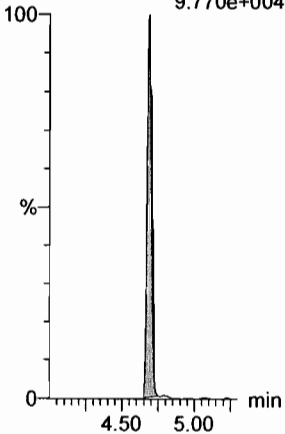


F47:MRM of 2 channels,ES-
570.1 > 483.0
4.655e+005



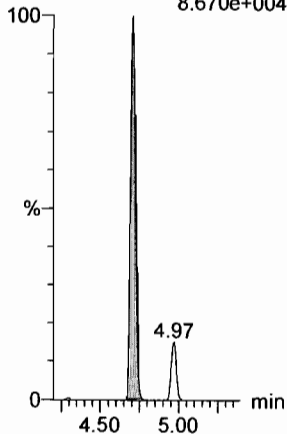
13C8-PFOA

F33:MRM of 1 channel,ES-
506.1 > 77.7
9.770e+004



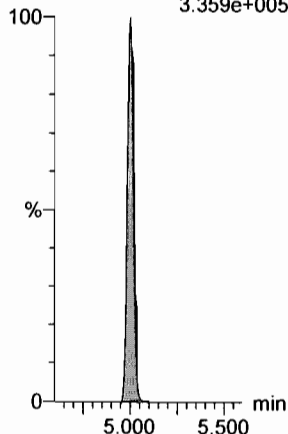
13C8-PFOS

F34:MRM of 1 channel,ES-
507.0 > 79.9
8.670e+004



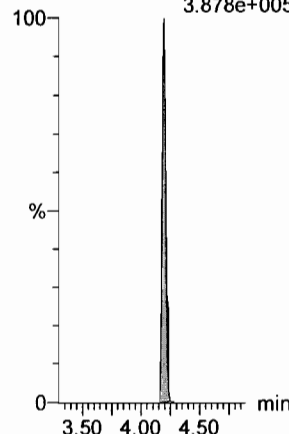
13C2-PFDA

F37:MRM of 1 channel,ES-
515.1 > 469.9
3.359e+005



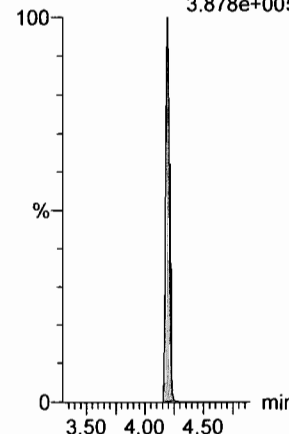
13C2-PFOA

F21:MRM of 1 channel,ES-
414.9 > 369.7
3.878e+005



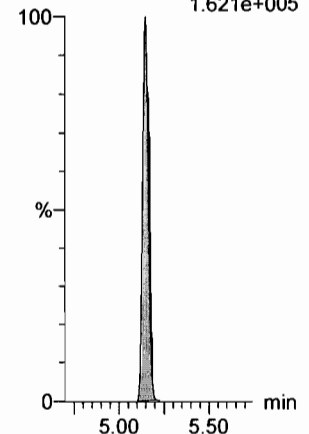
13C2-PFOA

F21:MRM of 1 channel,ES-
414.9 > 369.7
3.878e+005



d3-N-MeFOSAA

F49:MRM of 1 channel,ES-
573.3 > 419
1.621e+005



Dataset: F:\Projects\PFAS.PRO\Results\180221M1\180221M1-CRV.qld

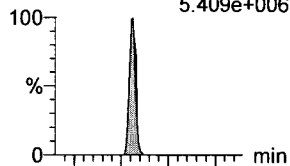
Last Altered: Thursday, February 22, 2018 10:52:55 Pacific Standard Time

Printed: Thursday, February 22, 2018 10:53:16 Pacific Standard Time

Name: 180221M1_13, Date: 21-Feb-2018, Time: 17:24:17, ID: ST180221M1-10 PFC CS7 18B0819, Description: PFC CS7 18B0819

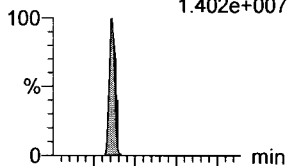
N-EtFOSAA

F50:MRM of 2 channels,ES-
584.2 > 419
5.409e+006




PFDoA

F53:MRM of 4 channels,ES-
612.9 > 569.0
1.402e+007



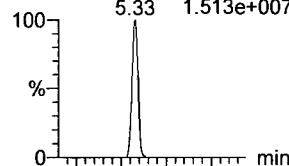
PFDS

F52:MRM of 2 channels,ES-
598.8 > 80
3.461e+006



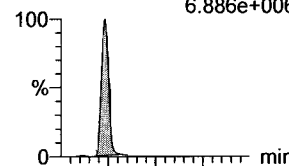
PFUdA

F45:MRM of 2 channels,ES-
563.0 > 518.9
5.33 1.513e+007



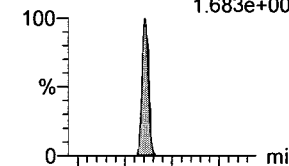
N-MeFOSA

F35:MRM of 2 channels,ES-
512.1 > 168.9
6.886e+006

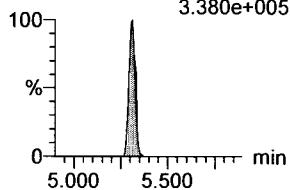


PFTrDA

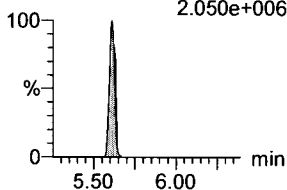
F59:MRM of 2 channels,ES-
662.9 > 618.9
1.683e+007



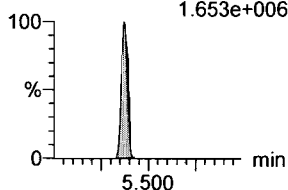
F50:MRM of 2 channels,ES-
584.2 > 483.0
3.380e+005



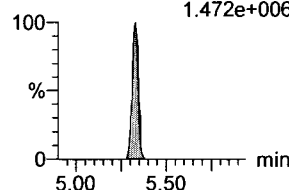
F53:MRM of 4 channels,ES-
612.9 > 318.8
2.050e+006



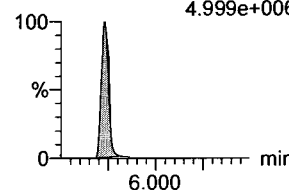
F52:MRM of 2 channels,ES-
598.8 > 98.7
1.653e+006



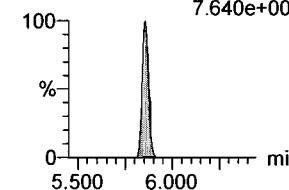
F45:MRM of 2 channels,ES-
563.0 > 269
1.472e+006



F35:MRM of 2 channels,ES-
512.1 > 219
4.999e+006

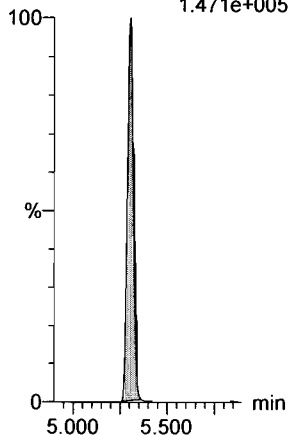


F59:MRM of 2 channels,ES-
662.9 > 319
7.640e+005



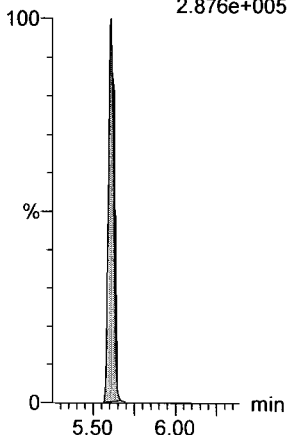
d5-N-EtFOSAA

F51:MRM of 1 channel,ES-
589.3 > 419
1.471e+005



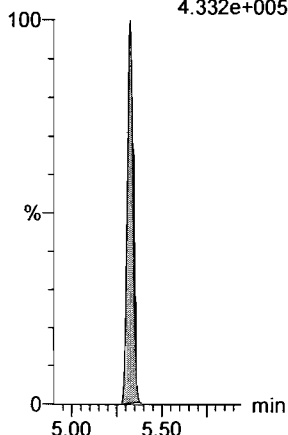
13C2-PFDoA

F54:MRM of 2 channels,ES-
615.0 > 569.7
2.876e+005



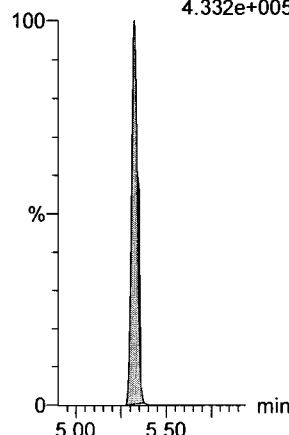
13C2-PFUdA

F46:MRM of 1 channel,ES-
565 > 519.8
4.332e+005



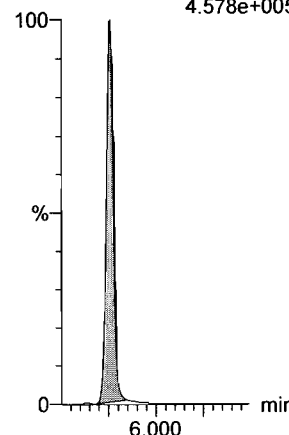
13C2-PFUdA

F46:MRM of 1 channel,ES-
565 > 519.8
4.332e+005



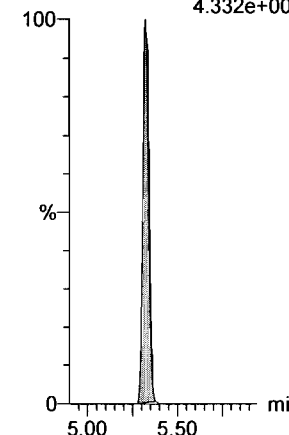
d3-N-MeFOSA

F38:MRM of 1 channel,ES-
515.2 > 168.9
4.578e+005



13C2-PFUdA

F46:MRM of 1 channel,ES-
565 > 519.8
4.332e+005



Dataset: F:\Projects\PFAS.PRO\Results\180221M1\180221M1-CRV.qld


Last Altered: Thursday, February 22, 2018 10:52:55 Pacific Standard Time

Printed: Thursday, February 22, 2018 10:53:16 Pacific Standard Time

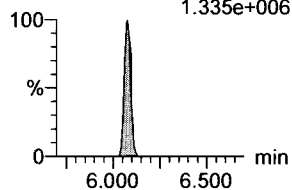
Name: 180221M1_13, Date: 21-Feb-2018, Time: 17:24:17, ID: ST180221M1-10 PFC CS7 18B0819, Description: PFC CS7 18B0819

PFTeDA

F60:MRM of 2 channels,ES-
712.9 > 668.8
1.121e+007

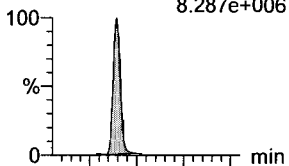


F60:MRM of 2 channels,ES-
712.9 > 369
1.335e+006

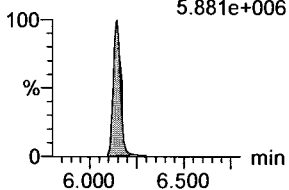


N-EtFOSA

F40:MRM of 2 channels,ES-
526.1 > 168.9
8.287e+006




F40:MRM of 2 channels,ES-
526.1 > 219
5.881e+006

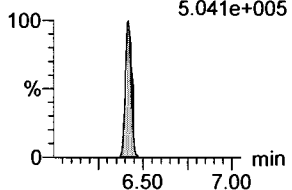


PFHxDA

F62:MRM of 2 channels,ES-
813.1 > 768.6
6.137e+006




F62:MRM of 2 channels,ES-
813.1 > 219
5.041e+005



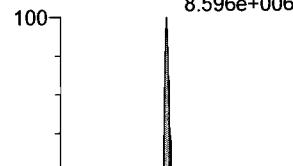
PFODA

F64:MRM of 1 channel,ES-
913.1 > 868.8
1.062e+007




N-MeFOSE

F55:MRM of 1 channel,ES-
616.1 > 58.9
8.596e+006



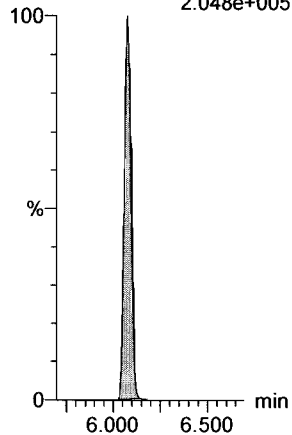
N-EtFOSE

F57:MRM of 1 channel,ES-
630.1 > 58.9
1.374e+007



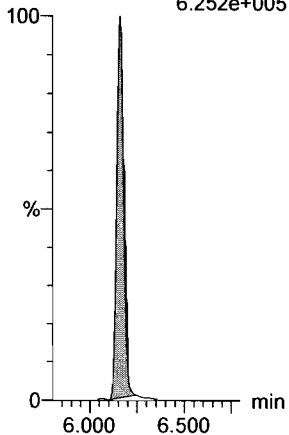
13C2-PFTeDA

F61:MRM of 2 channels,ES-
714.8 > 669.6
2.048e+005



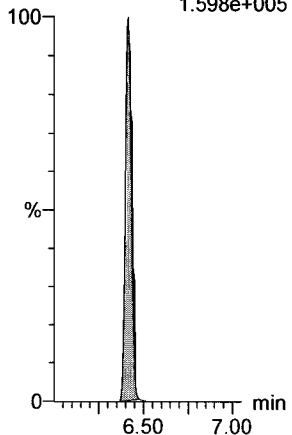
d5-N-ETFOSA

F43:MRM of 1 channel,ES-
531.1 > 168.9
6.252e+005



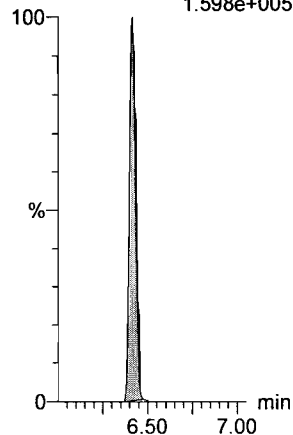
13C2-PFHxDA

F63:MRM of 1 channel,ES-
815 > 769.7
1.598e+005



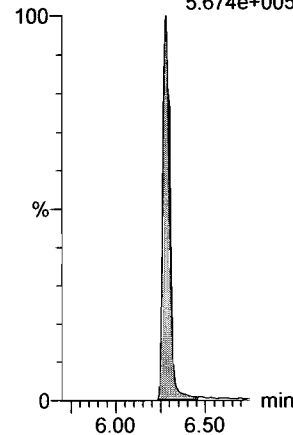
13C2-PFHxDA

F63:MRM of 1 channel,ES-
815 > 769.7
1.598e+005



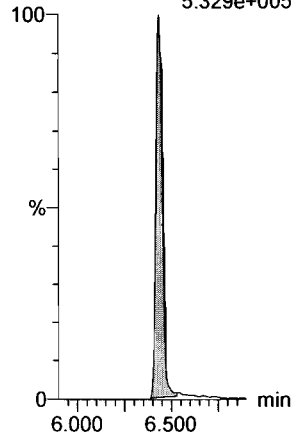
d7-N-MeFOSE

F56:MRM of 1 channel,ES-
623.1 > 58.9
5.674e+005



d9-N-EtFOSE

F58:MRM of 1 channel,ES-
639.2 > 58.8
5.329e+005

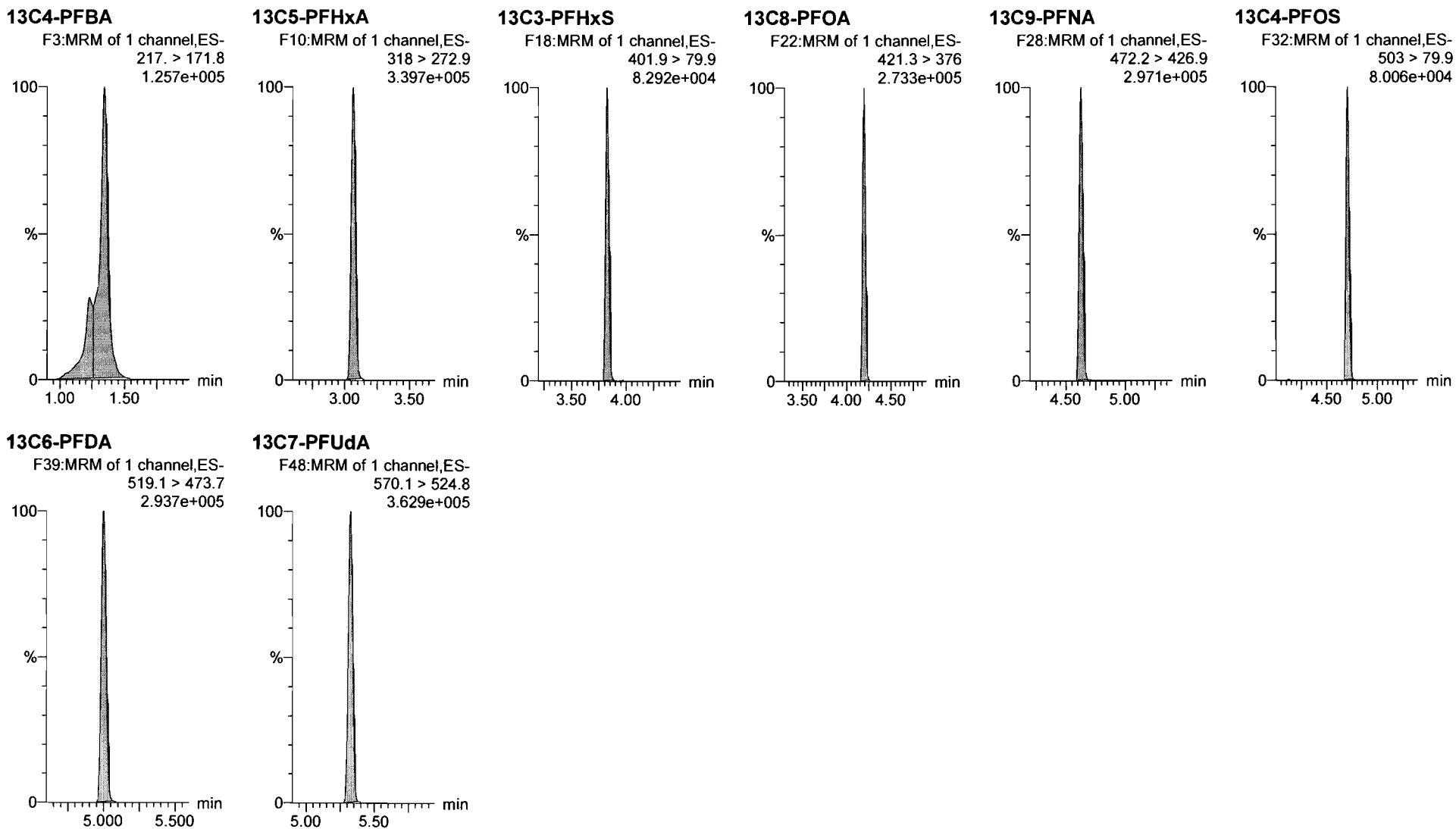


Dataset: F:\Projects\PFAS.PRO\Results\180221M1\180221M1-CRV.qld

Last Altered: Thursday, February 22, 2018 10:52:55 Pacific Standard Time

Printed: Thursday, February 22, 2018 10:53:16 Pacific Standard Time

Name: 180221M1_13, Date: 21-Feb-2018, Time: 17:24:17, ID: ST180221M1-10 PFC CS7 18B0819, Description: PFC CS7 18B0819



Dataset: F:\Projects\PFAS.PRO\Results\180221M1\180221M1-15.qld

Last Altered: Thursday, February 22, 2018 11:16:35 Pacific Standard Time

Printed: Thursday, February 22, 2018 11:16:48 Pacific Standard Time

JA
02/22/2018

(A) Not in ICV.

Method: F:\Projects\PFAS.PRO\MethDB\PFAS_FULL_80C_022118.mdb 22 Feb 2018 10:27:20

Calibration: F:\Projects\PFAS.PRO\CurveDB\C18_VAL-PFAS_Q4_02-21-18-FULL.cdb 22 Feb 2018 11:04:24

Name: 180221M1_15, Date: 21-Feb-2018, Time: 17:47:16, ID: ICV180221M1-1 PFC ICV 18B0809, Description: PFC ICV 18B0809

#	Name	Trace	Area	IS Area	RRF	Pred.RT	RT	y Axis Resp.	Conc.	%Rec	Recovery Out
1	1 PFBA	213.0 > 168.8	9.20e3	1.11e4		1.46	1.32	10.4	9.06	90.6	NO
2	2 PFPeA	263.1 > 218.9	1.13e4	1.54e4		2.42	2.28	9.19	9.21	92.1	NO
3	3 PFBS	299.0 > 79.7	2.14e3	1.84e3		2.60	2.56	14.5	8.58	85.8	NO
4	4 4:2 FTS	327.2>307.2	1.86e3	1.84e3		3.00	2.96	12.7	10.7	107.1	NO
5	5 PFHxA	313.2 > 268.9	1.27e4	4.40e3		3.19	3.05	14.4	9.76	97.6	NO
6	6 PFPeS	349.1>80.1	2.63e3	1.84e3		3.39	3.26	17.9	9.23	92.3	NO
7	7 PFHpA	363.0 > 318.9	1.23e4	1.21e4		3.81	3.67	12.7	9.77	97.7	NO
8	8 L-PFHxS	398.9 > 79.6	1.68e3	1.50e3		3.85	3.82	14.0	7.34	73.4	NO
9	10 6:2 FTS	427.1 > 407	2.87e3	1.56e4		4.28	4.13	2.30	10.6	105.5	NO
10	11 L-PFOA	413 > 368.7	1.13e4	1.56e4		4.22	4.19	9.05	9.55	95.5	NO
11	13 PFHpS	449 > 80.0	2.55e3	4.25e3		4.44	4.30	7.50	7.04	70.4	NO
12	14 PFNA	463.0 > 418.8	1.35e4	1.33e4		4.76	4.62	12.7	9.35	93.5	NO
13	15 PFOSA	498.1 > 77.8	3.35e3	4.52e3		4.83	4.69	9.26	8.94	89.4	NO
14	16 L-PFOS	499 > 79.9	2.57e3	4.25e3		4.74	4.70	7.56	7.51	75.1	NO
15	18 PFDA	513 > 468.8	1.43e4	1.49e4		5.14	5.00	12.0	9.57	95.7	NO
16	19 8:2 FTS	527 > 506.9	2.77e3	1.56e4		5.12	4.96	2.22	11.8	118.0	NO
17	20 PFNS	549.1>80.1	2.34e3	4.25e3		5.08	5.06	6.88	7.29	72.9	NO
18	21 N-MeFOSAA	570.1 > 419	8.06e3	7.27e3		5.29	5.15	13.9	9.93	99.3	NO
19	22 N-EtFOSAA	584.2 > 419	4.91e3	7.66e3		5.45	5.31	8.00	7.49	74.9	NO
20	23 PFUdA	563.0 > 518.9	1.18e4	1.70e4		5.46	5.32	8.65	8.21	82.1	NO
21	24 PFDS	598.8 > 80	2.97e3	1.70e4		5.51	5.37	2.18	8.19	81.9	NO
22	25 PFDoA	612.9 > 569.0	1.11e4	1.60e4		5.74	5.60	8.69	8.56	85.6	NO
23	26 N-MeFOSA	512.1 > 168.9		2.09e4		5.84					NO
24	27 PFTTrDA	662.9 > 618.9	1.52e4	1.70e4		5.98	5.86	11.2	10.4	104.2	NO
25	28 PFTeDA	712.9 > 668.8	1.09e4	6.38e3		6.20	6.08	21.3	8.73	87.3	NO
26	29 N-EtFOSA	526.1 > 168.9		3.31e4		6.22					NO
27	30 PFHxDA	813.1 > 768.6		5.43e3		6.51					NO
28	31 PFODA	913.1 > 868.8		5.43e3		6.74					NO
29	32 N-MeFOSE	616.1 > 58.9		3.19e4		6.31					NO
30	33 N-EtFOSE	630.1 > 58.9		2.51e4		6.45					NO
31	34 13C3-PFBA	216.1 > 171.8	1.11e4	1.21e4	0.880	1.46	1.33	11.4	13.0	103.9	NO

(A)

(A)

↓

am
2/22/18

Dataset: F:\Projects\PFAS.PRO\Results\180221M1\180221M1-15.qld

Last Altered: Thursday, February 22, 2018 11:16:35 Pacific Standard Time

Printed: Thursday, February 22, 2018 11:16:48 Pacific Standard Time

Name: 180221M1_15, Date: 21-Feb-2018, Time: 17:47:16, ID: ICV180221M1-1 PFC ICV 18B0809, Description: PFC ICV 18B0809

#	Name	Trace	Area	IS Area	RRF	Pred.RT	RT	y Axis Resp.	Conc.	%Rec	Recovery Out	
32	35	13C3-PFPeA	266. > 221.8	1.54e4	1.44e4	0.917	2.42	2.28	13.4	14.6	116.5	NO
33	36	13C3-PFBS	302. > 98.8	1.84e3	1.44e4	0.121	2.69	2.56	1.60	13.2	105.8	NO
34	37	13C2-PFHxA	315 > 269.8	4.40e3	1.44e4	0.719	3.19	3.05	3.83	5.32	106.4	NO
35	38	13C4-PFHpA	367.2 > 321.8	1.21e4	1.44e4	0.722	3.81	3.67	10.5	14.6	116.6	NO
36	39	18O2-PFHxS	403.0 > 102.6	1.50e3	3.71e3	0.376	3.96	3.82	5.05	13.4	107.4	NO
37	40	13C2-PFOA	414.9 > 369.7	1.56e4	1.28e4	1.324	4.33	4.19	15.2	11.5	91.8	NO
38	41	13C5-PFNA	468.2 > 422.9	1.33e4	1.41e4	0.928	4.76	4.62	11.8	12.7	101.5	NO
39	42	13C8-PFOA	506.1 > 77.7	4.52e3	1.72e4	0.235	4.83	4.68	3.28	13.9	111.4	NO
40	43	13C8-PFOS	507.0 > 79.9	4.25e3	3.67e3	1.026	4.84	4.70	14.5	14.1	112.9	NO
41	44	13C2-PFDA	515.1 > 469.9	1.49e4	1.27e4	1.017	5.14	5.00	14.7	14.5	115.8	NO
42	45	d3-N-MeFOSAA	573.3 > 419	7.27e3	1.72e4	0.412	5.29	5.14	5.27	12.8	102.4	NO
43	46	d5-N-EtFOSAA	589.3 > 419	7.66e3	1.72e4	0.418	5.45	5.31	5.56	13.3	106.4	NO
44	47	13C2-PFUdA	565 > 519.8	1.70e4	1.72e4	1.056	5.46	5.32	12.3	11.7	93.5	NO
45	48	13C2-PFDoA	615.0 > 569.7	1.60e4	1.72e4	0.949	5.74	5.61	11.6	12.2	97.7	NO
46	49	d3-N-MeFOSA	515.2 > 168.9	2.09e4	1.72e4	0.105	5.84	5.75	15.1	144	96.2	NO
47	50	13C2-PFTeDA	714.8 > 669.6	6.38e3	1.72e4	0.389	6.20	6.08	4.63	11.9	95.2	NO
48	51	d5-N-ETFOSA	531.1 > 168.9	3.31e4	1.72e4	0.160	6.22	6.16	24.0	150	100.1	NO
49	52	13C2-PFHxDA	815 > 769.7	5.43e3	1.72e4	0.833	6.51	6.41	3.94	4.73	94.6	NO
50	53	d7-N-MeFOSE	623.1 > 58.9	3.19e4	1.72e4	0.148	6.31	6.29	23.1	156	104.1	NO
51	54	d9-N-EtFOSE	639.2 > 58.8	2.51e4	1.72e4	0.131	6.45	6.44	18.2	139	92.9	NO
52	55	13C4-PFBA	217. > 171.8	1.21e4	1.21e4	1.000	1.46	1.33	12.5	12.5	100.0	NO
53	56	13C5-PFHxA	318 > 272.9	1.44e4	1.44e4	1.000	3.19	3.05	12.5	12.5	100.0	NO
54	57	13C3-PFHxS	401.9 > 79.9	3.71e3	3.71e3	1.000	3.96	3.82	12.5	12.5	100.0	NO
55	58	13C8-PFOA	421.3 > 376	1.28e4	1.28e4	1.000	4.33	4.19	12.5	12.5	100.0	NO
56	59	13C9-PFNA	472.2 > 426.9	1.41e4	1.41e4	1.000	4.70	4.62	12.5	12.5	100.0	NO
57	60	13C4-PFOS	503 > 79.9	3.67e3	3.67e3	1.000	4.84	4.70	12.5	12.5	100.0	NO
58	61	13C6-PFDA	519.1 > 473.7	1.27e4	1.27e4	1.000	5.14	5.00	12.5	12.5	100.0	NO
59	62	13C7-PFUdA	570.1 > 524.8	1.72e4	1.72e4	1.000	5.46	5.32	12.5	12.5	100.0	NO

Dataset: F:\Projects\PFAS.PRO\Results\180221M1\180221M1-15.qld

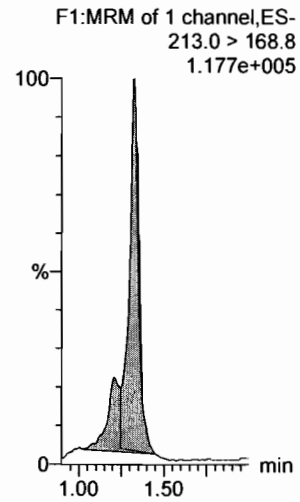
Last Altered: Thursday, February 22, 2018 11:16:35 Pacific Standard Time
Printed: Thursday, February 22, 2018 11:16:48 Pacific Standard Time

Method: F:\Projects\PFAS.PRO\MethDB\PFAS_FULL_80C_022118.mdb 22 Feb 2018 10:27:20

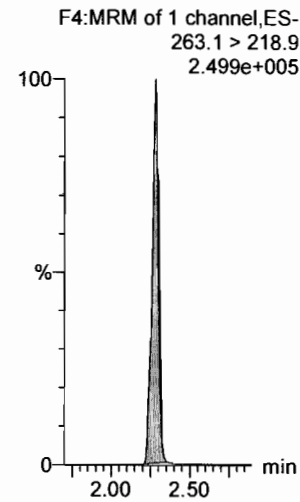
Calibration: F:\Projects\PFAS.PRO\CurveDB\C18_VAL-PFAS_Q4_02-21-18-FULL.cdb 22 Feb 2018 11:04:24

Name: 180221M1_15, Date: 21-Feb-2018, Time: 17:47:16, ID: ICV180221M1-1 PFC ICV 18B0809, Description: PFC ICV 18B0809

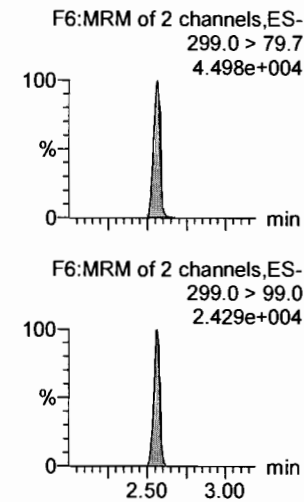
PFBA



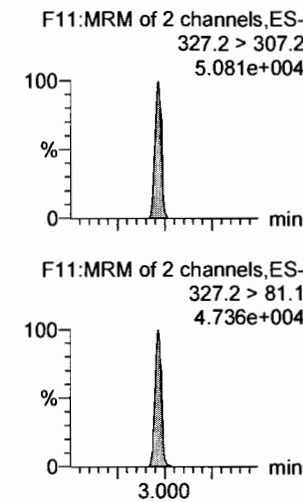
PFPeA



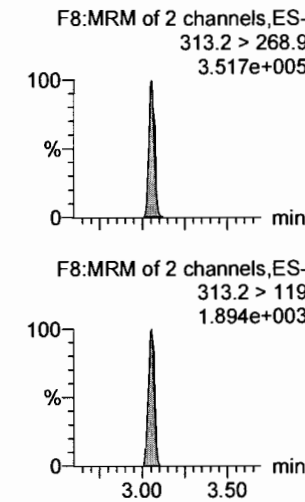
PFBS



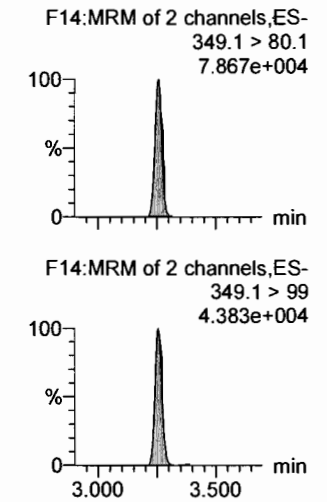
4:2 FTS



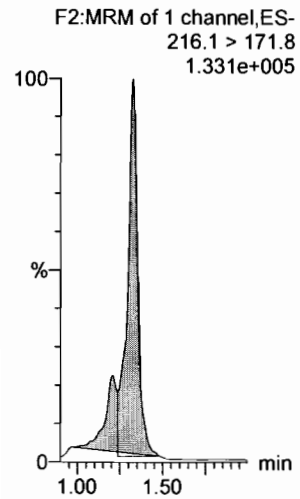
PFHxA



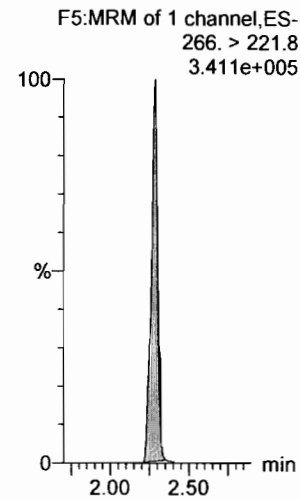
PFPeS



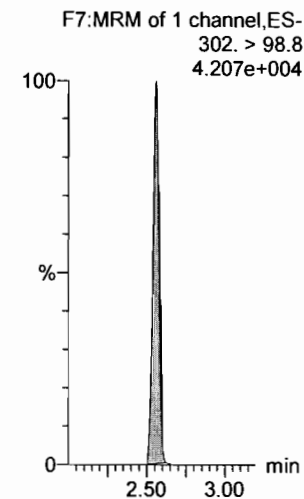
13C3-PFBA



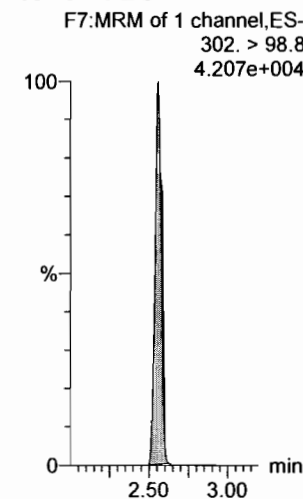
13C3-PFPeA



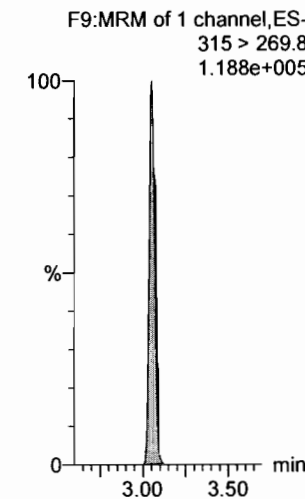
13C3-PFBS



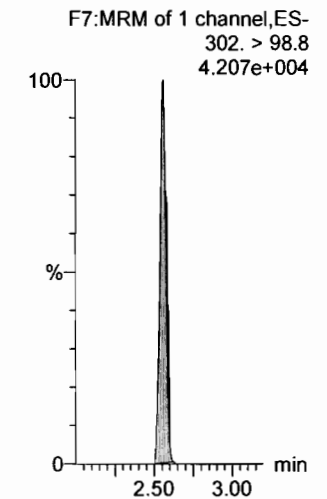
13C3-PFBS



13C2-PFHxA



13C3-PFBS



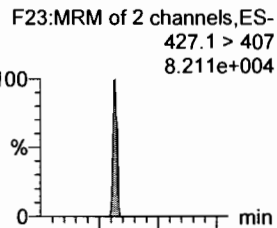
Dataset: F:\Projects\PFAS.PRO\Results\180221M1\180221M1-15.qld

Last Altered: Thursday, February 22, 2018 11:16:35 Pacific Standard Time

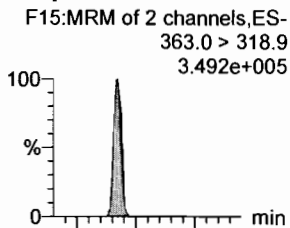
Printed: Thursday, February 22, 2018 11:16:48 Pacific Standard Time

Name: 180221M1_15, Date: 21-Feb-2018, Time: 17:47:16, ID: ICV180221M1-1 PFC ICV 18B0809, Description: PFC ICV 18B0809

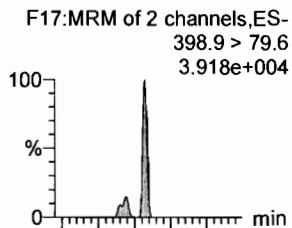
6:2 FTS



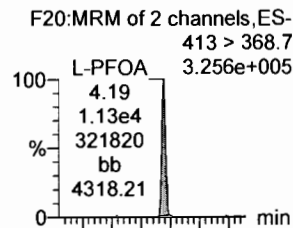
PFHpA



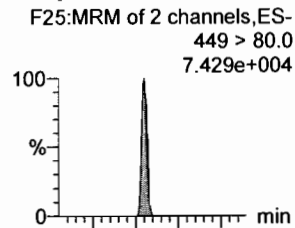
L-PFHxS



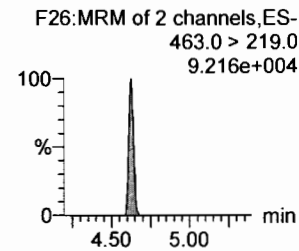
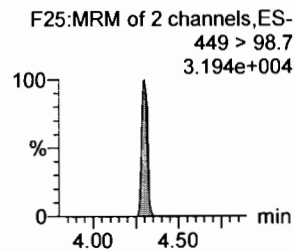
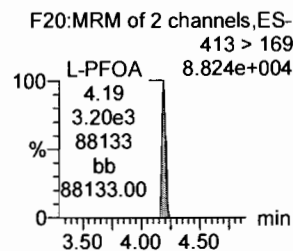
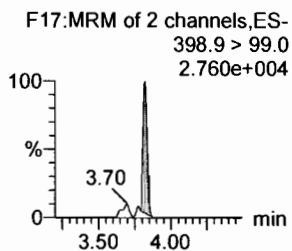
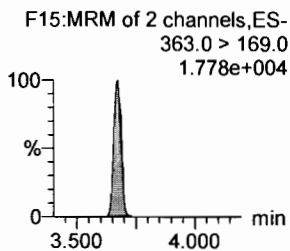
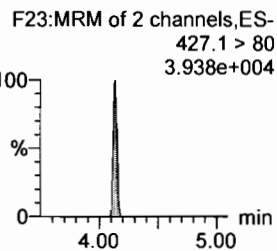
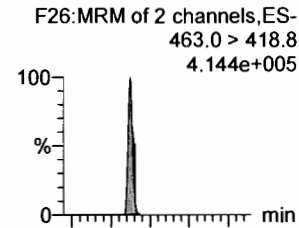
L-PFOA




PFHpS



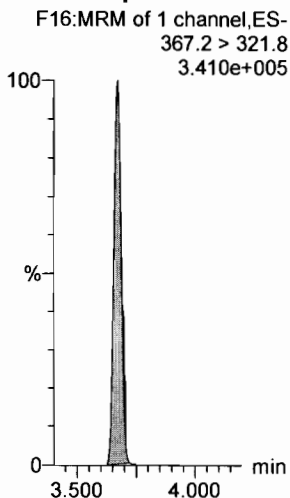
PFNA




1802-PFHxS



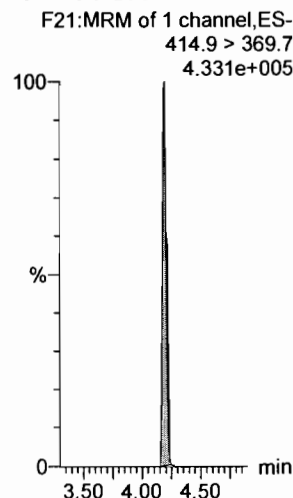
13C4-PFHpA



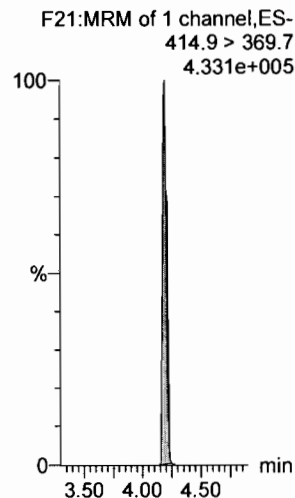
13C2-PFOA



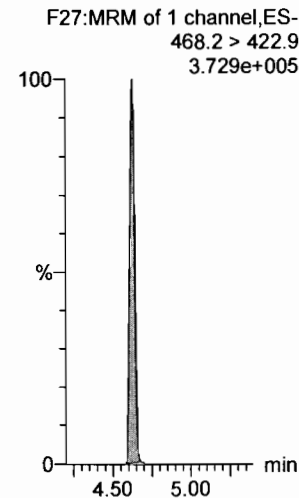
13C2-PFOA



13C2-PFOA



13C5-PFNA



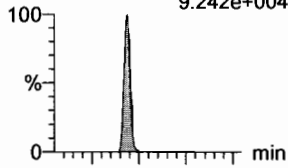
Dataset: F:\Projects\PFAS.PRO\Results\180221M1\180221M1-15.qld

Last Altered: Thursday, February 22, 2018 11:16:35 Pacific Standard Time
Printed: Thursday, February 22, 2018 11:16:48 Pacific Standard Time

Name: 180221M1_15, Date: 21-Feb-2018, Time: 17:47:16, ID: ICV180221M1-1 PFC ICV 18B0809, Description: PFC ICV 18B0809

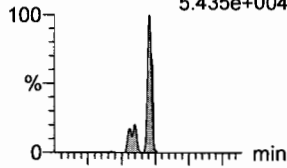
PFOSA

F29:MRM of 4 channels,ES-
498.1 > 77.8
9.242e+004



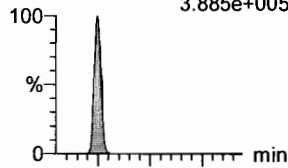
L-PFOS

F31:MRM of 2 channels,ES-
499 > 79.9
5.435e+004



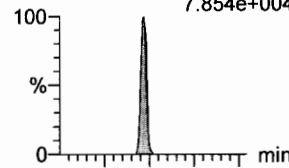
PFDA

F36:MRM of 2 channels,ES-
513 > 468.8
3.885e+005



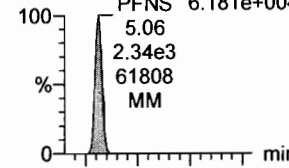
8:2 FTS

F41:MRM of 2 channels,ES-
527 > 506.9
7.854e+004



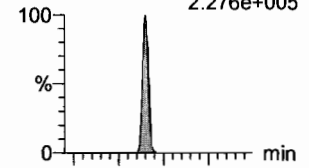
PFNS

F44:MRM of 2 channels,ES-
549.1 > 80.1
6.181e+004

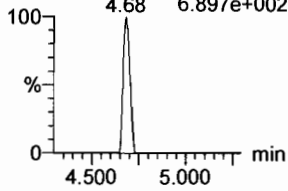


N-MeFOSAA

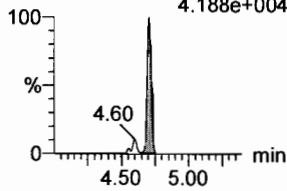
F47:MRM of 2 channels,ES-
570.1 > 419
2.276e+005



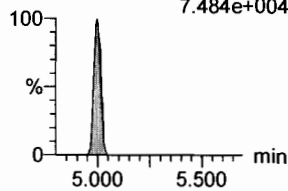
F29:MRM of 4 channels,ES-
498.1 > 478
6.897e+002



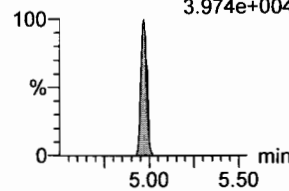
F31:MRM of 2 channels,ES-
499 > 99
4.188e+004



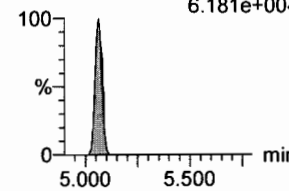
F36:MRM of 2 channels,ES-
513 > 219
7.484e+004



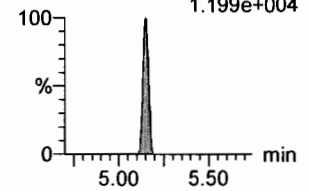
F41:MRM of 2 channels,ES-
527 > 80
3.974e+004



F44:MRM of 2 channels,ES-
549.1 > 80.1
6.181e+004

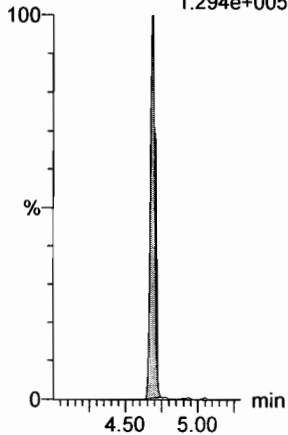


F47:MRM of 2 channels,ES-
570.1 > 483.0
1.199e+004



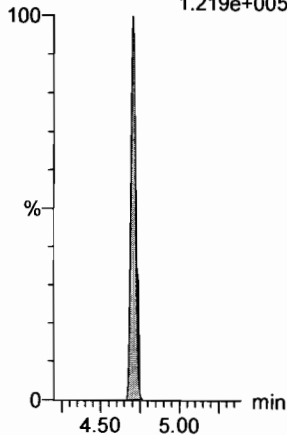
13C8-PFOA

F33:MRM of 1 channel,ES-
506.1 > 77.7
1.294e+005



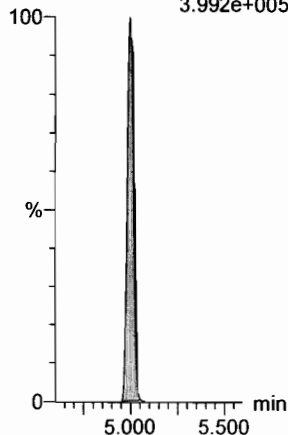
13C8-PFOS

F34:MRM of 1 channel,ES-
507.0 > 79.9
1.219e+005



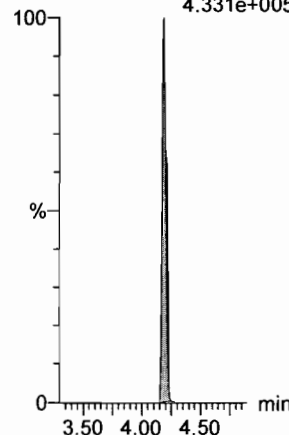
13C2-PFDA

F37:MRM of 1 channel,ES-
515.1 > 469.9
3.992e+005



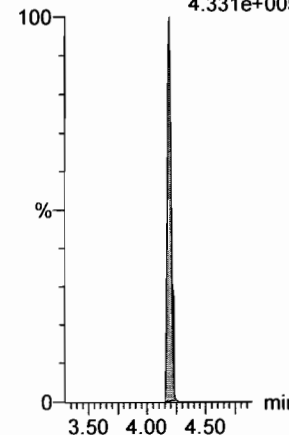
13C2-PFOA

F21:MRM of 1 channel,ES-
414.9 > 369.7
4.331e+005



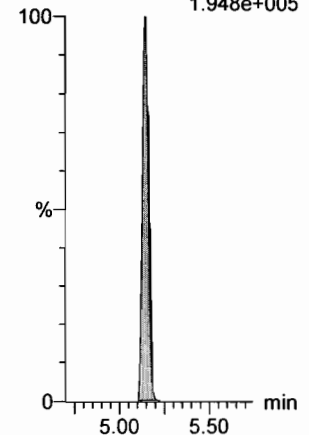
13C2-PFOA

F21:MRM of 1 channel,ES-
414.9 > 369.7
4.331e+005



d3-N-MeFOSAA

F49:MRM of 1 channel,ES-
573.3 > 419
1.948e+005



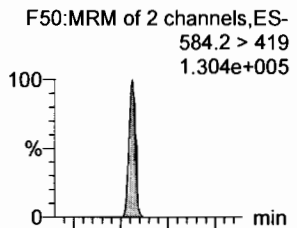
Dataset: F:\Projects\PFAS.PRO\Results\180221M1\180221M1-15.qld

Last Altered: Thursday, February 22, 2018 11:16:35 Pacific Standard Time

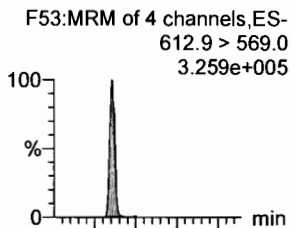
Printed: Thursday, February 22, 2018 11:16:48 Pacific Standard Time

Name: 180221M1_15, Date: 21-Feb-2018, Time: 17:47:16, ID: ICV180221M1-1 PFC ICV 18B0809, Description: PFC ICV 18B0809

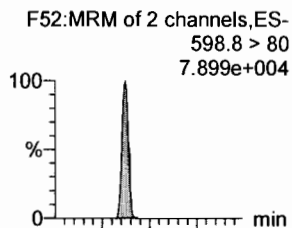
N-EtFOSAA



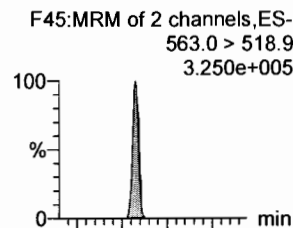
PFDaA



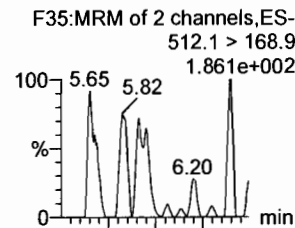
PFDS



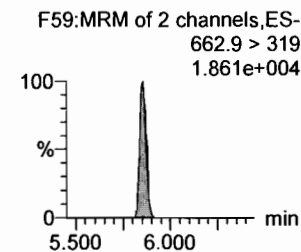
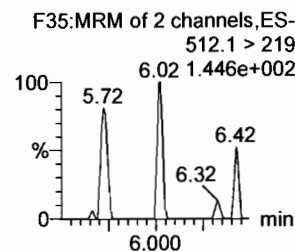
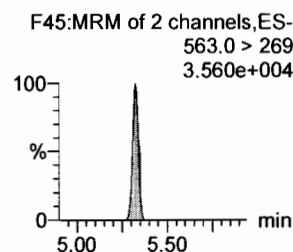
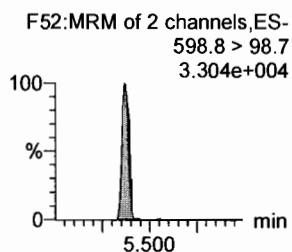
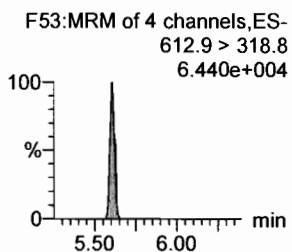
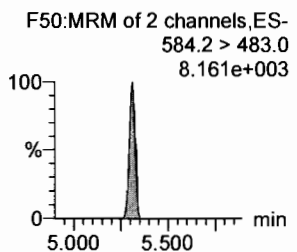
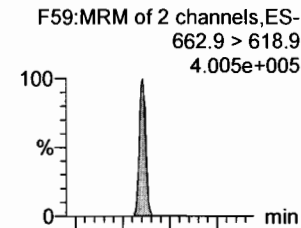
PFUdA



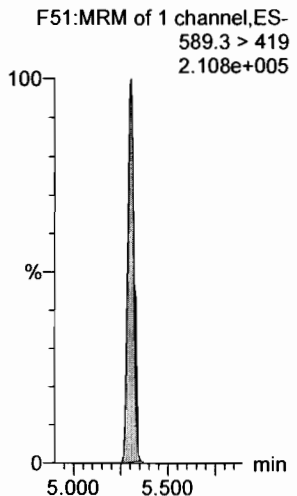
N-MeFOSA




PFTrDA



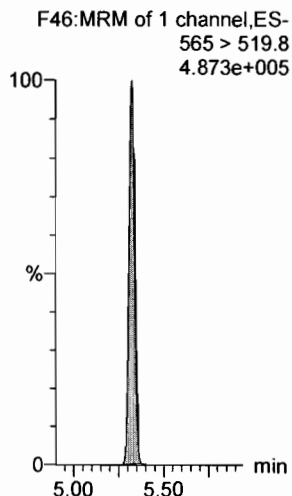
d5-N-EtFOSAA



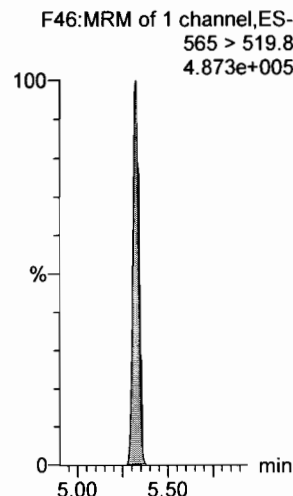
13C2-PFDaA



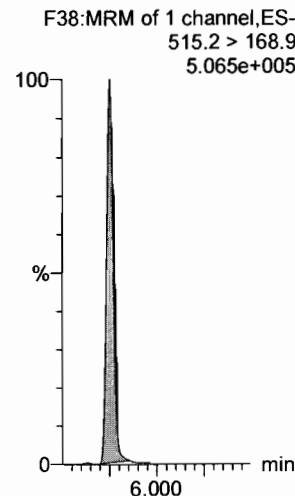
13C2-PFUdA



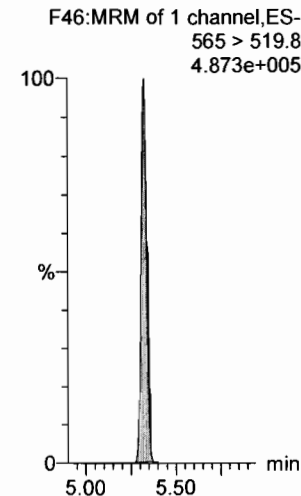
13C2-PFUdA



d3-N-MeFOSA



13C2-PFUdA



Dataset: F:\Projects\PFAS.PRO\Results\180221M1\180221M1-15.qld

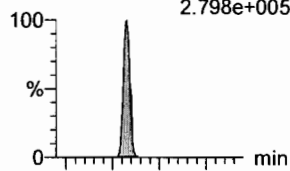
Last Altered: Thursday, February 22, 2018 11:16:35 Pacific Standard Time

Printed: Thursday, February 22, 2018 11:16:48 Pacific Standard Time

Name: 180221M1_15, Date: 21-Feb-2018, Time: 17:47:16, ID: ICV180221M1-1 PFC ICV 18B0809, Description: PFC ICV 18B0809

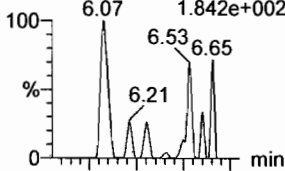
PFTeDA

F60:MRM of 2 channels,ES-
712.9 > 668.8
2.798e+005



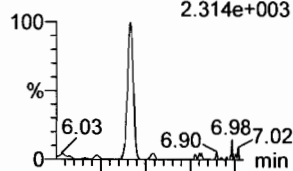
N-EtFOSA

F40:MRM of 2 channels,ES-
526.1 > 168.9
1.842e+002



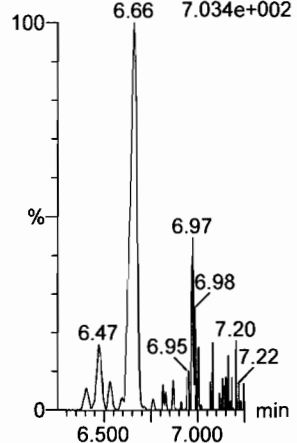
PFHxDA

F62:MRM of 2 channels,ES-
813.1 > 768.6
2.314e+003



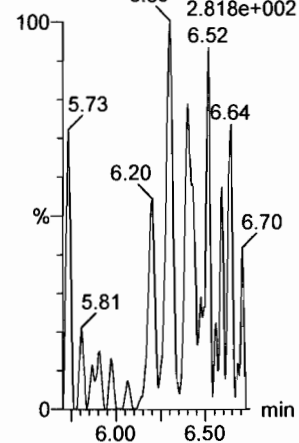
PFODA

F64:MRM of 1 channel,ES-
913.1 > 868.8
7.034e+002



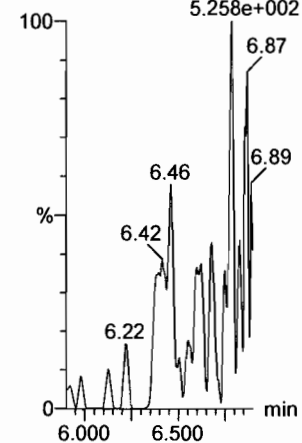
N-MeFOSE

F55:MRM of 1 channel,ES-
616.1 > 58.9
2.818e+002



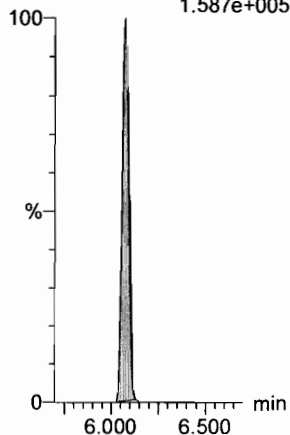
N-EtFOSE

F57:MRM of 1 channel,ES-
630.1 > 58.9
5.258e+002



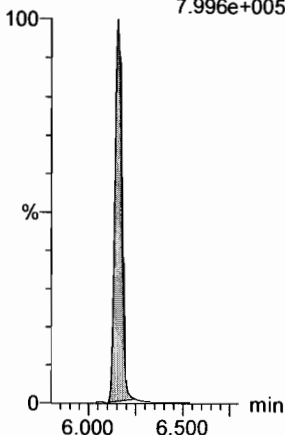
13C2-PFTeDA

F61:MRM of 2 channels,ES-
714.8 > 669.6
1.587e+005



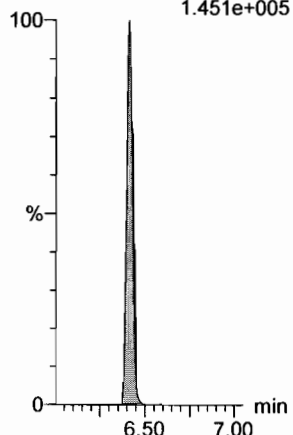
d5-N-ETFOSA

F43:MRM of 1 channel,ES-
531.1 > 168.9
7.996e+005



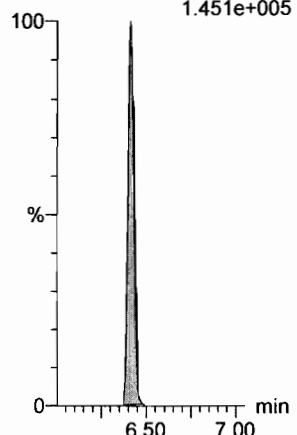
13C2-PFHxDA

F63:MRM of 1 channel,ES-
815 > 769.7
1.451e+005



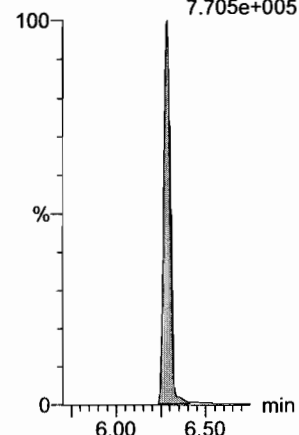
13C2-PFODA

F63:MRM of 1 channel,ES-
815 > 769.7
1.451e+005



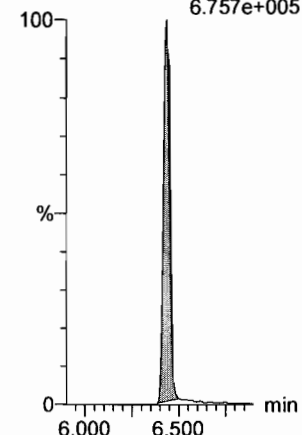
d7-N-MeFOSE

F56:MRM of 1 channel,ES-
623.1 > 58.9
7.705e+005



d9-N-EtFOSE

F58:MRM of 1 channel,ES-
639.2 > 58.8
6.757e+005



Dataset: F:\Projects\PFAS.PRO\Results\180221M1\180221M1-15.qld

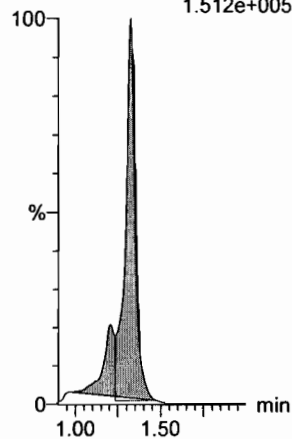
Last Altered: Thursday, February 22, 2018 11:16:35 Pacific Standard Time

Printed: Thursday, February 22, 2018 11:16:48 Pacific Standard Time

Name: 180221M1_15, Date: 21-Feb-2018, Time: 17:47:16, ID: ICV180221M1-1 PFC ICV 18B0809, Description: PFC ICV 18B0809

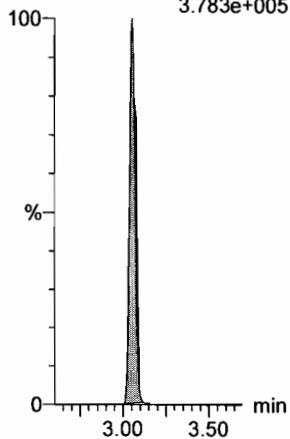
13C4-PFBA

F3:MRM of 1 channel,ES-
217. > 171.8
1.512e+005



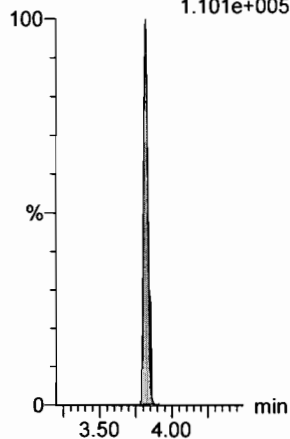
13C5-PFHxA

F10:MRM of 1 channel,ES-
318 > 272.9
3.783e+005



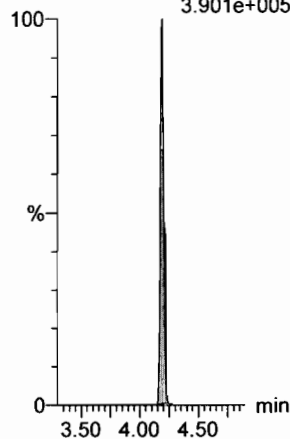
13C3-PFHxS

F18:MRM of 1 channel,ES-
401.9 > 79.9
1.101e+005



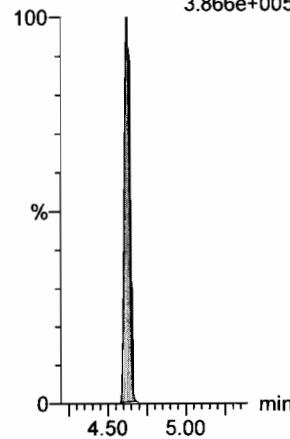
13C8-PFOA

F22:MRM of 1 channel,ES-
421.3 > 376
3.901e+005



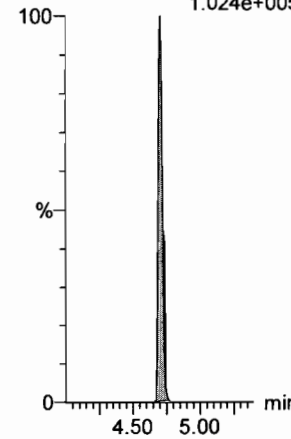
13C9-PFNA

F28:MRM of 1 channel,ES-
472.2 > 426.9
3.866e+005



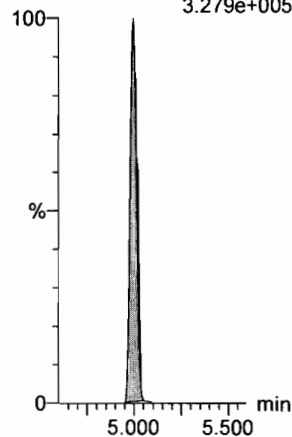
13C4-PFOS

F32:MRM of 1 channel,ES-
503 > 79.9
1.024e+005



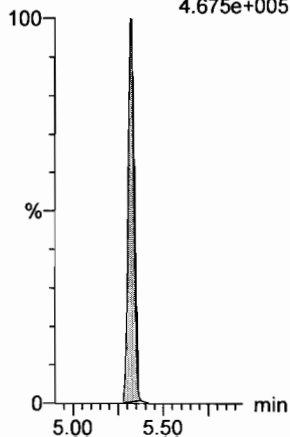
13C6-PFDA

F39:MRM of 1 channel,ES-
519.1 > 473.7
3.279e+005



13C7-PFUdA

F48:MRM of 1 channel,ES-
570.1 > 524.8
4.675e+005



Dataset: Untitled

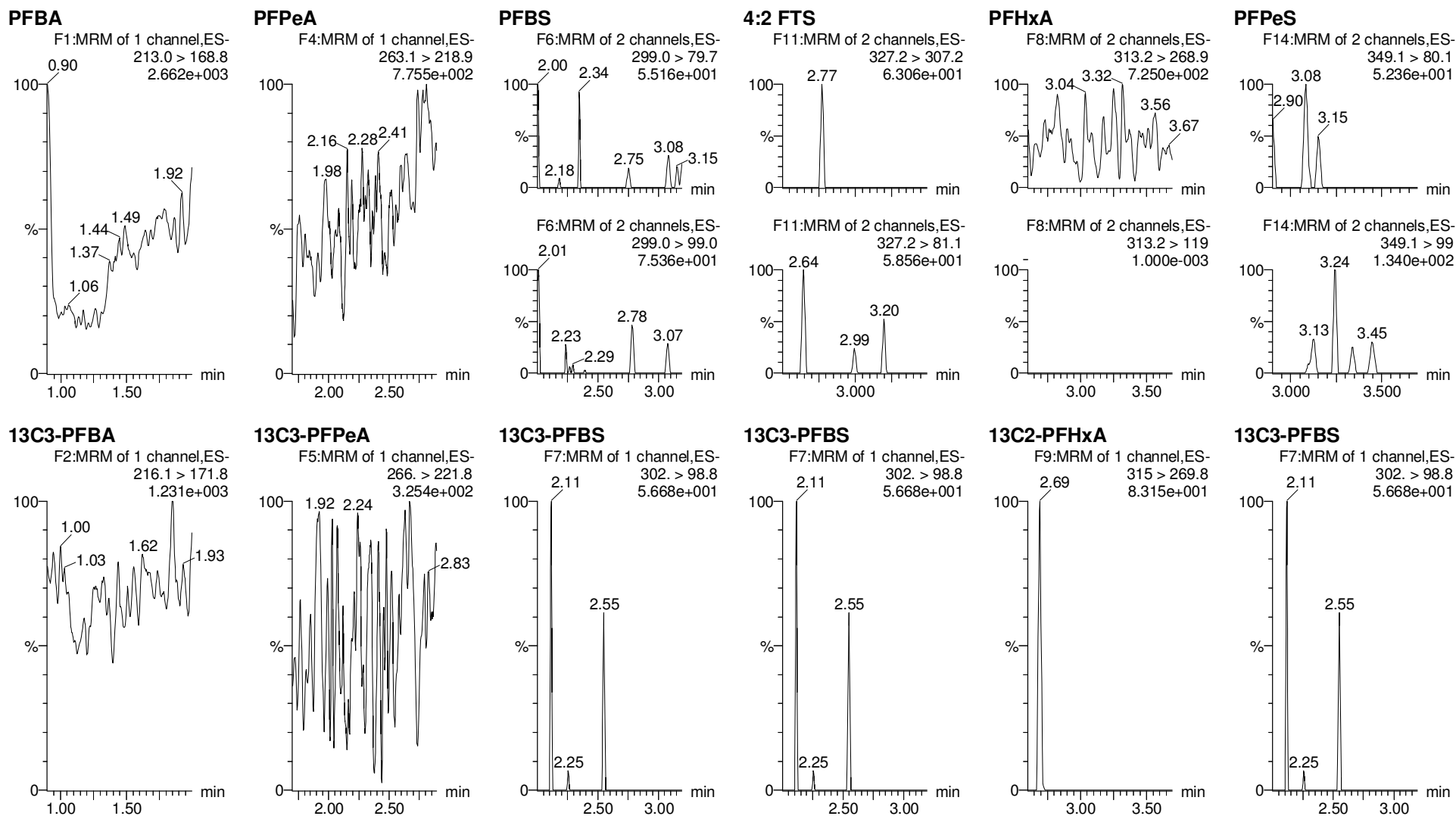
Last Altered: Thursday, February 22, 2018 11:23:16 Pacific Standard Time

Printed: Thursday, February 22, 2018 11:23:25 Pacific Standard Time

Method: F:\Projects\PFAS.PRO\MethDB\PFAS_FULL_80C_022118.mdb 22 Feb 2018 10:27:20

Calibration: F:\Projects\PFAS.PRO\CurveDB\C18_VAL-PFAS_Q4_02-21-18-FULL.cdb 22 Feb 2018 11:04:24

Name: 180221M1_14, Date: 21-Feb-2018, Time: 17:35:46, ID: IPA, Description: IPA



Dataset: Untitled

Last Altered: Thursday, February 22, 2018 11:23:16 Pacific Standard Time

Printed: Thursday, February 22, 2018 11:23:25 Pacific Standard Time

Name: 180221M1_14, Date: 21-Feb-2018, Time: 17:35:46, ID: IPA, Description: IPA

6:2 FTS

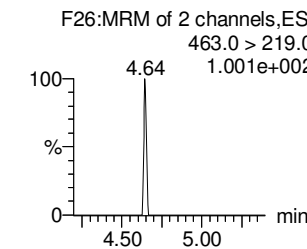
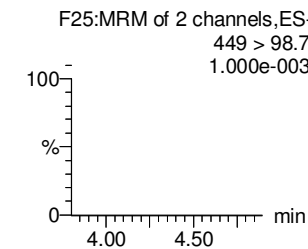
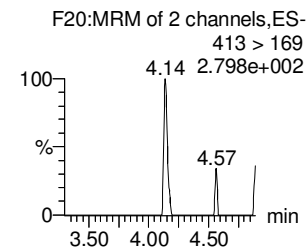
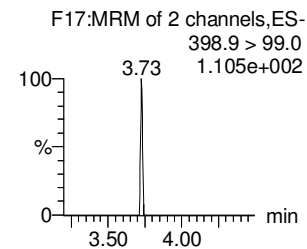
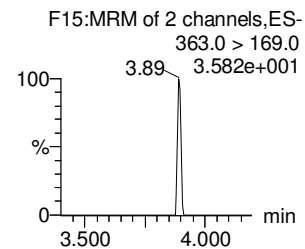
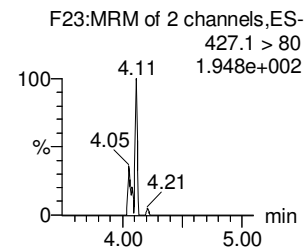
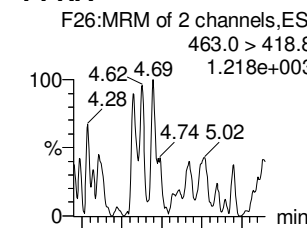
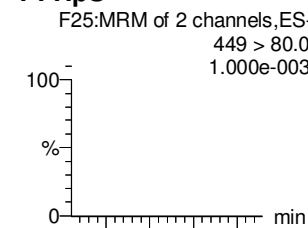
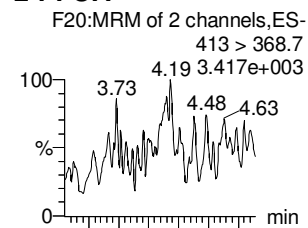
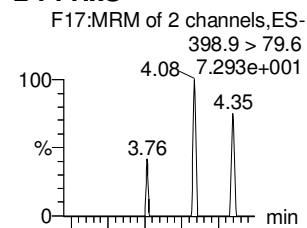
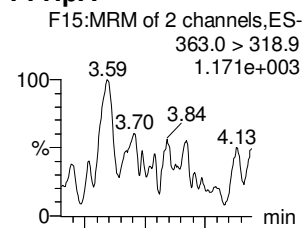
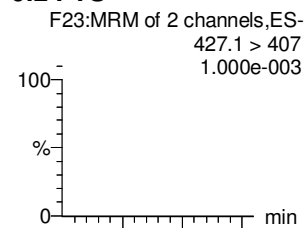
PFHpA

L-PFHxS

L-PFOA

PFHpS

PFNA



18O2-PFHxS

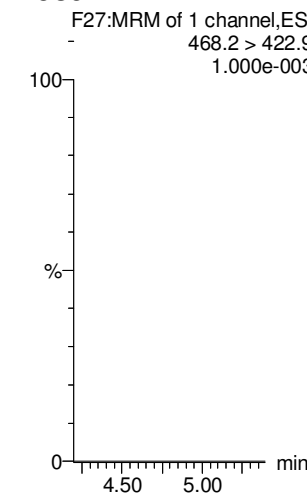
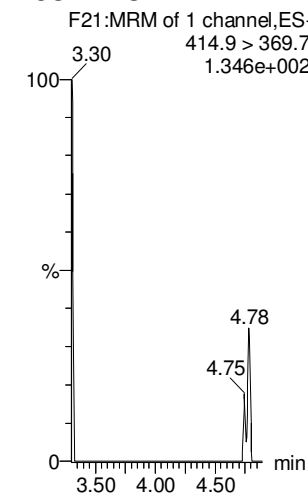
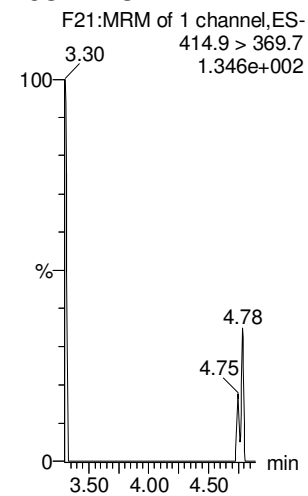
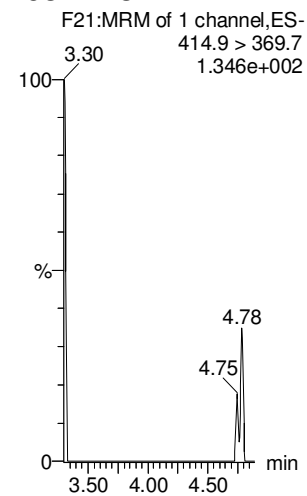
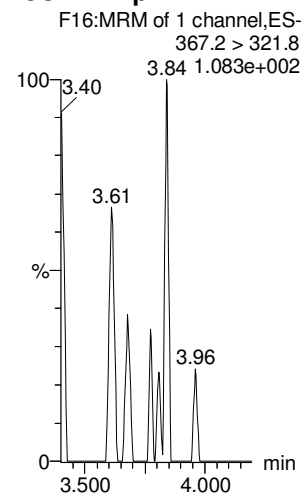
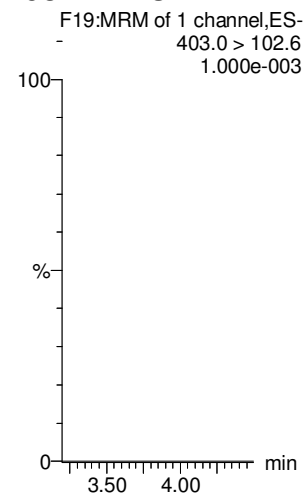
13C4-PFHpA

13C2-PFOA

13C2-PFOA

13C2-PFOA

13C5-PFNA



Dataset: Untitled

Last Altered: Thursday, February 22, 2018 11:23:16 Pacific Standard Time

Printed: Thursday, February 22, 2018 11:23:25 Pacific Standard Time

Name: 180221M1_14, Date: 21-Feb-2018, Time: 17:35:46, ID: IPA, Description: IPA

PFOSA

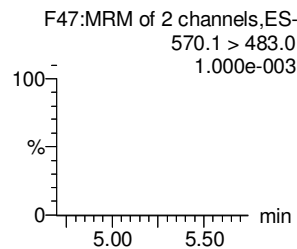
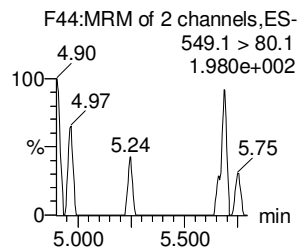
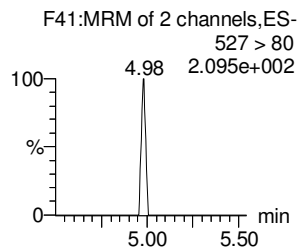
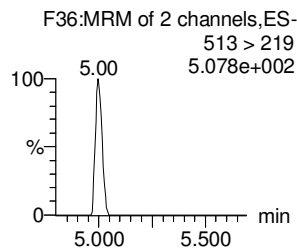
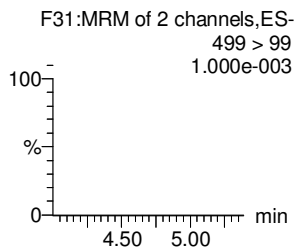
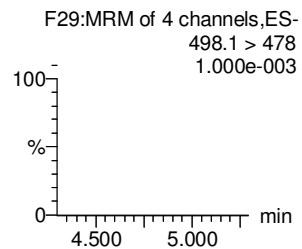
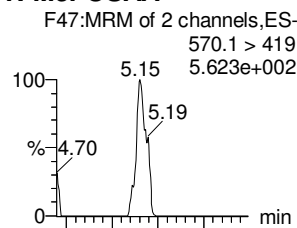
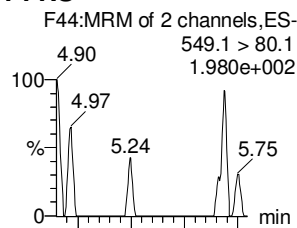
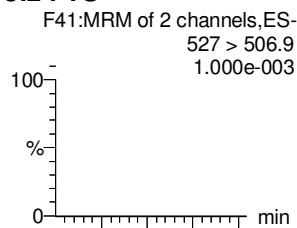
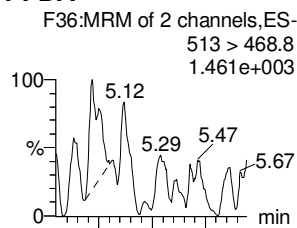
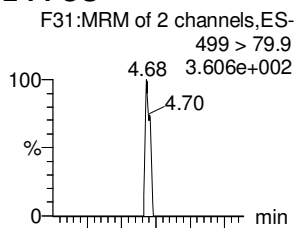
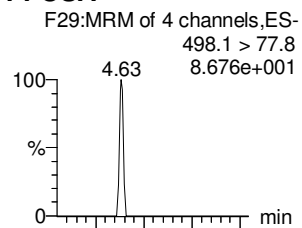
L-PFOS

PFDA

8:2 FTS

PFNS

N-MeFOSAA



13C8-PFOSA

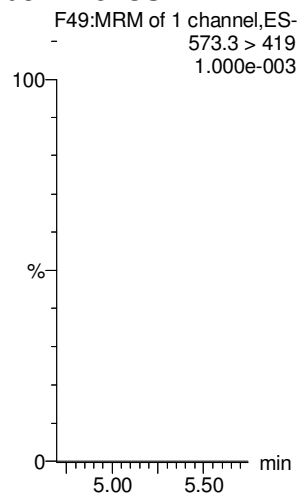
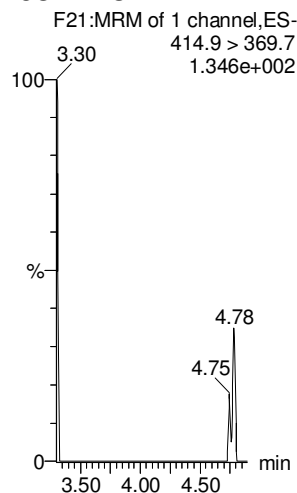
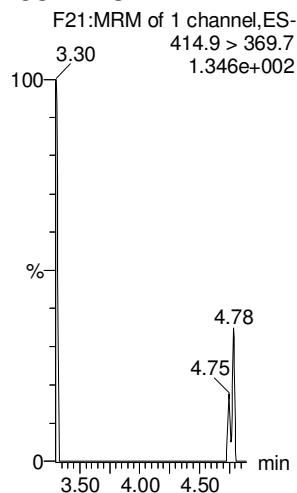

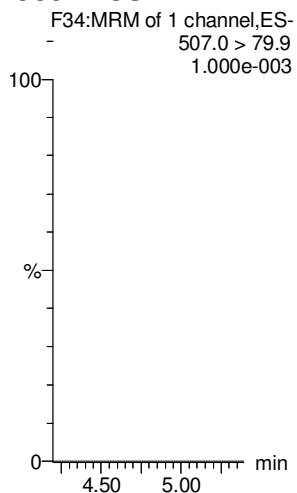
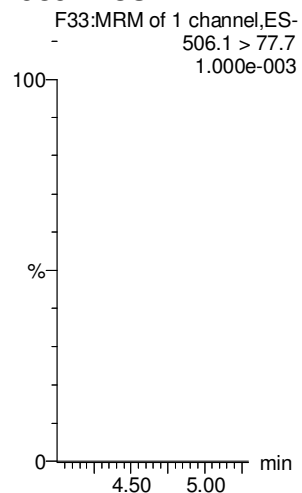
13C8-PFOS

13C2-PFDA

13C2-PFOA

13C2-PFOA

d3-N-MeFOSAA



Dataset: Untitled

Last Altered: Thursday, February 22, 2018 11:23:16 Pacific Standard Time

Printed: Thursday, February 22, 2018 11:23:25 Pacific Standard Time

Name: 180221M1_14, Date: 21-Feb-2018, Time: 17:35:46, ID: IPA, Description: IPA

N-EtFOSAA

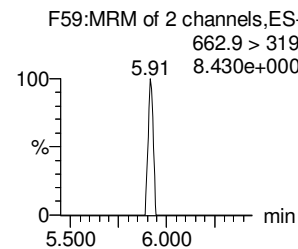
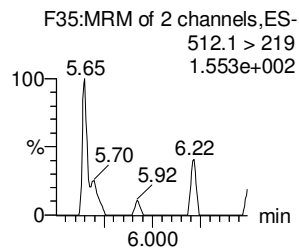
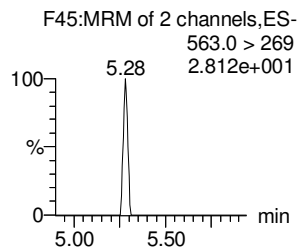
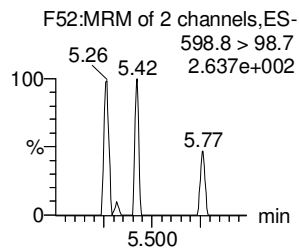
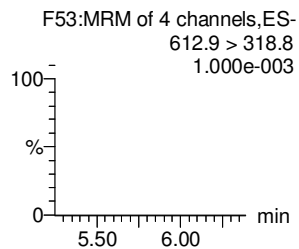
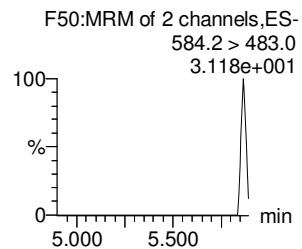
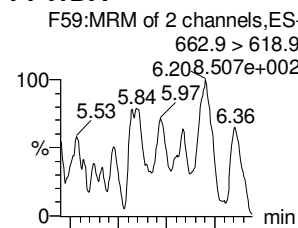
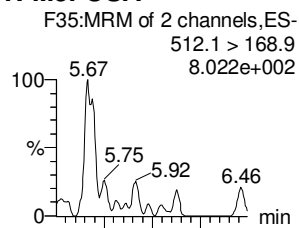
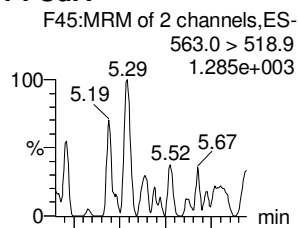
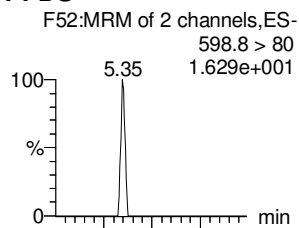
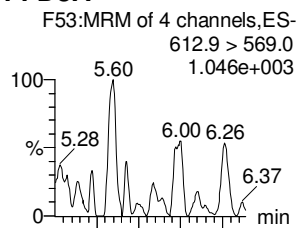
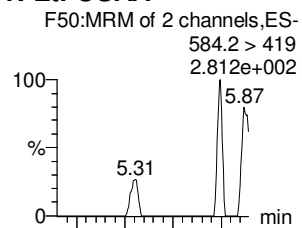
PFDoA

PFDS

PFUdA

N-MeFOSA

PFTrDA



d5-N-EtFOSAA

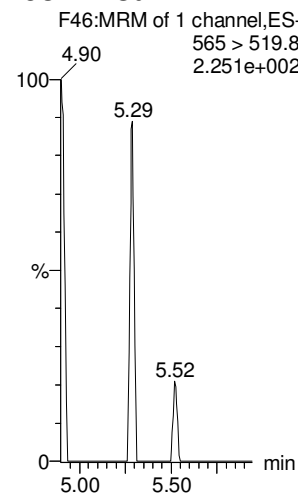
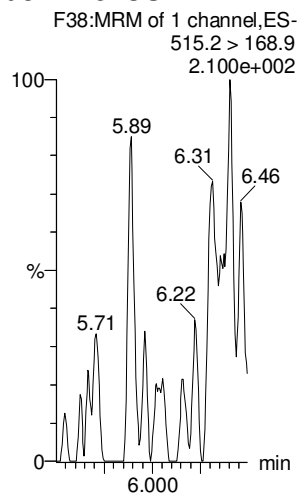
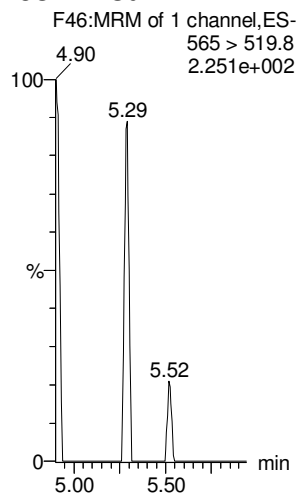
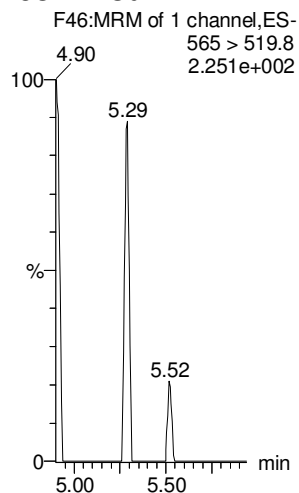
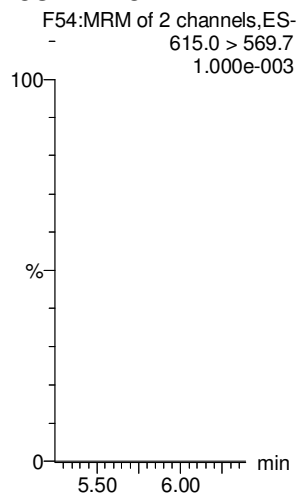
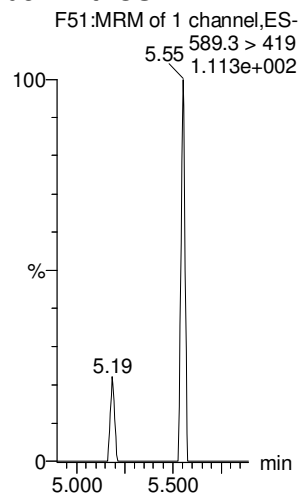
13C2-PFDoA

13C2-PFUdA

13C2-PFUdA

d3-N-MeFOSA

13C2-PFUdA



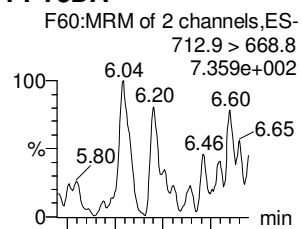
Dataset: Untitled

Last Altered: Thursday, February 22, 2018 11:23:16 Pacific Standard Time

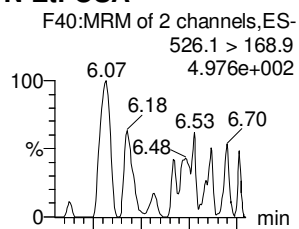
Printed: Thursday, February 22, 2018 11:23:25 Pacific Standard Time

Name: 180221M1_14, Date: 21-Feb-2018, Time: 17:35:46, ID: IPA, Description: IPA

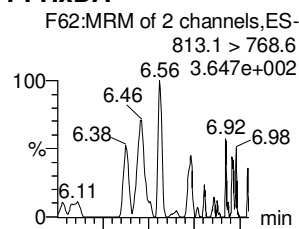
PFTeDA



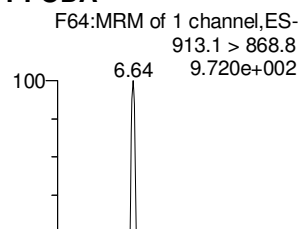
N-EtFOSE



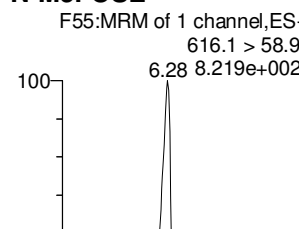
PFHxDA



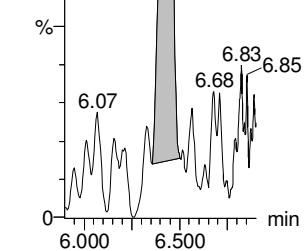
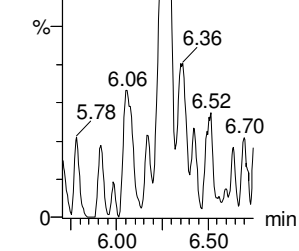
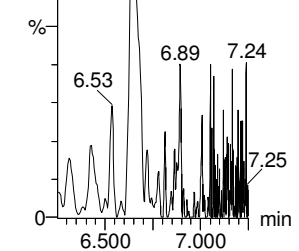
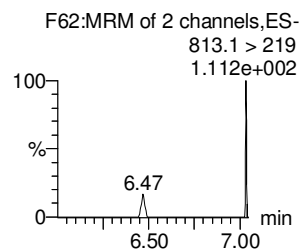
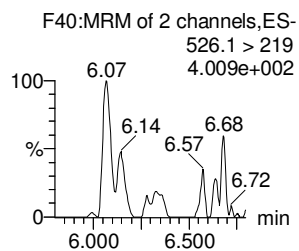
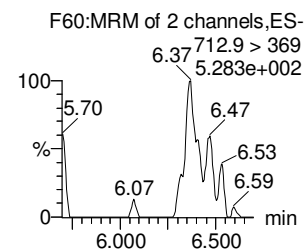
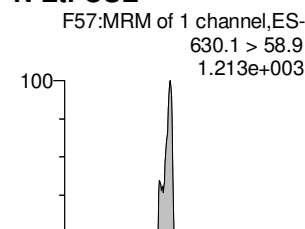
PFODA



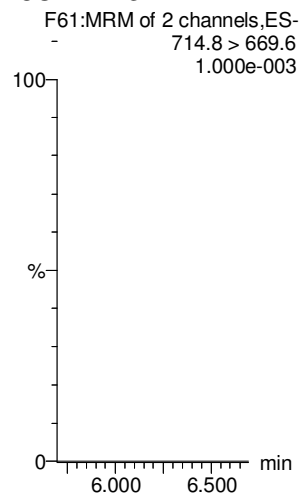
N-MeFOSE



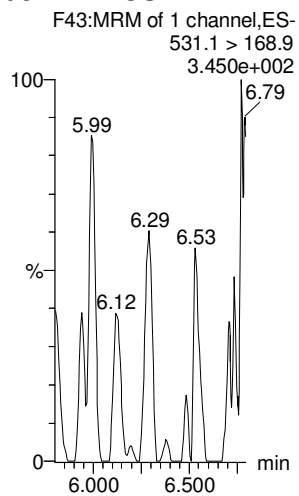
N-EtFOSE



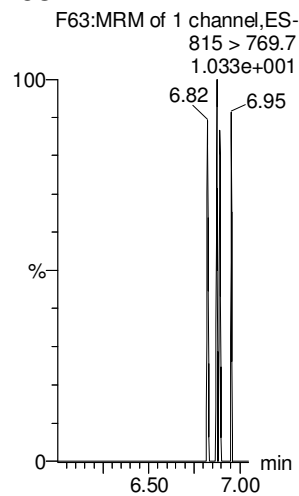
13C2-PFTeDA



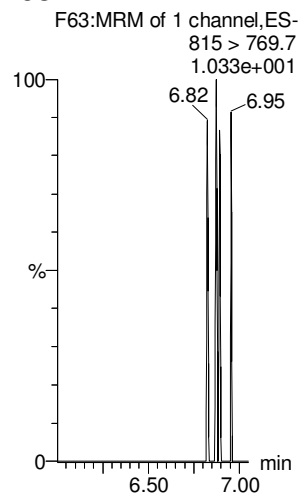
d5-N-ETFOSE



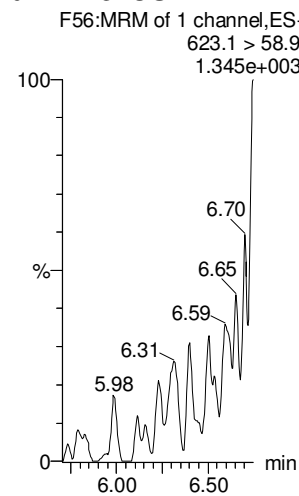
13C2-PFHxDA



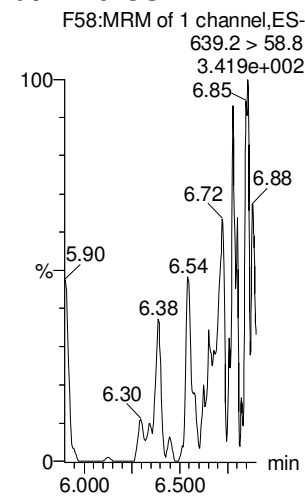
13C2-PFHxDA



d7-N-MeFOSE



d9-N-EtFOSE



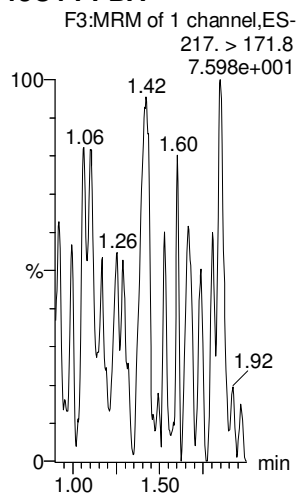
Dataset: Untitled

Last Altered: Thursday, February 22, 2018 11:23:16 Pacific Standard Time

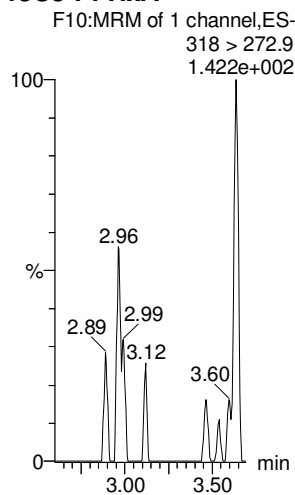
Printed: Thursday, February 22, 2018 11:23:25 Pacific Standard Time

Name: 180221M1_14, Date: 21-Feb-2018, Time: 17:35:46, ID: IPA, Description: IPA

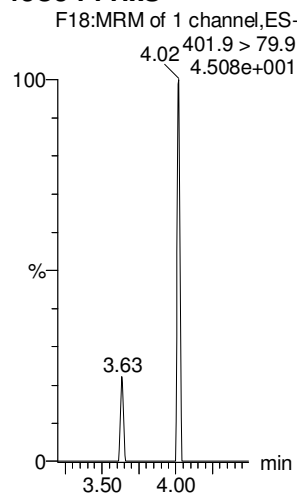
13C4-PFBA



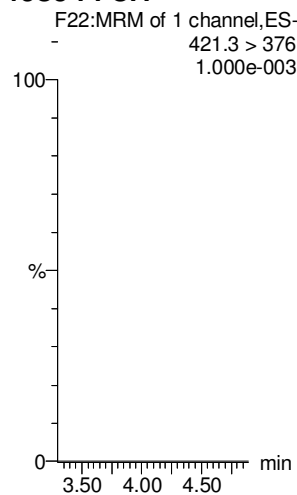
13C5-PFHxA



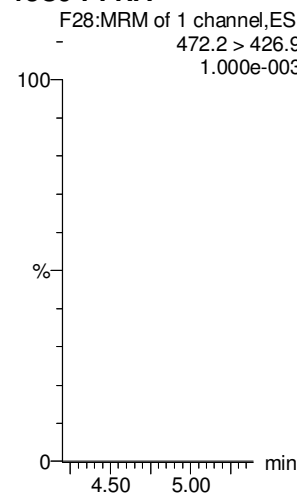
13C3-PFHxS



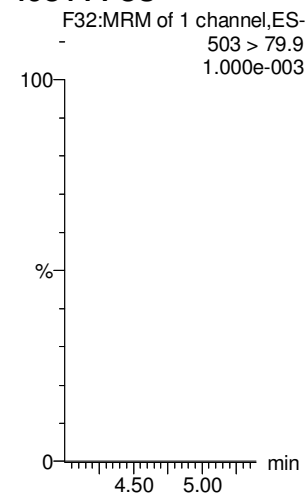
13C8-PFOA



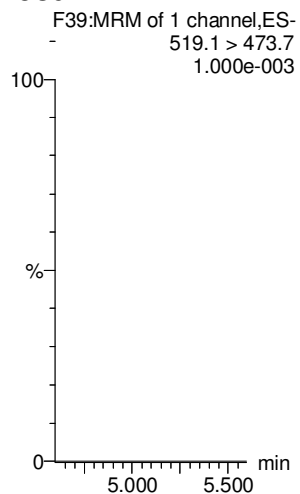
13C9-PFNA



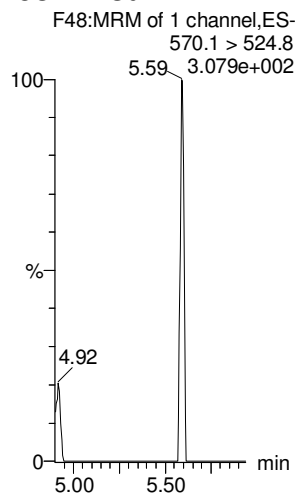
13C4-PFOS



13C6-PFDA



13C7-PFUdA



**DATA VALIDATION SUMMARY REPORT
NAS WHIDBEY ISLAND, WASHINGTON**

Client: CH2M HILL, Inc., Corvallis, Oregon
 SDG: 1800269
 Laboratory: Vista Analytical Laboratory, El Dorado Hills, California
 Site: NAS Whidbey Island, Ault Field, CTO-4041, Washington
 Date: May 29, 2018

PFCs			
EDS ID	Client Sample ID	Laboratory Sample ID	Matrix
1	WI-AF-FB-010518	1800269-01	Water
2	WI-AF-EB01-SO-0118	1800269-02	Water
3	WI-AF-FB-010718	1800269-03	Water
4	WI-AF-EB02-SO-0118	1800269-04	Water
5	WI-AF-FB-011018	1800269-05	Water
6	WI-AF-EB03-SO-0118	1800269-06	Water
7	WI-AF-FB-011218	1800269-07	Water
8	WI-AF-EB04-SO-0118	1800269-08	Water
9	WI-AF-FB-012618	1800269-09	Water
10	WI-AF-EB10-0118	1800269-10	Water

A full data validation was performed on the analytical data for five aqueous field blank samples and five aqueous equipment blank samples collected on January 5-26, 2018 by CH2M HILL at the NAS Whidbey Island Ault Field site in Washington. The samples were analyzed under the EPA Method "Determination of Selected Perfluorinated Alkyl Acids in Drinking Water by Solid Phase Extraction and Liquid Chromatography/Tandem Mass Spectrometry (LC/MS/MS)".

Specific method references are as follows:

Analysis
PFCs

Method References
USEPA Method 537 Modified

The data have been validated according to the protocols and quality control (QC) requirements of the analytical method, the Final Sampling and Analysis Plan Phase I Site Investigation for Per- and Polyfluoroalkyl Substances in Soil and Groundwater Ault Field, February 2018, and the USEPA National Functional Guidelines for Organic Data Review as follows:

- The USEPA "Contract Laboratories Program National Functional Guidelines for Organic Superfund Methods Data Review," January 2017;
- and the reviewer's professional judgment.

The following data quality indicators were reviewed for this report:

Organics

- Date Completeness, Case Narrative & Custody Documentation
- Holding times
- Liquid Chromatography/Mass Spectrometry (LC/MS) Tuning
- Initial and continuing calibration summaries
- Method blank and field QC blank contamination
- Matrix Spike/Matrix Spike Duplicate (MS/MSD) recoveries
- Laboratory Control Sample/Laboratory Control Sample Duplicate (LCS/LCSD) recoveries
- Internal standard area and retention time summary forms
- Target Compound Identification
- Compound Quantitation
- Field Duplicate sample precision

A full (Level IV) data validation was performed with this review including a recalculation of 10% of the detected results in the samples.

Data Usability Assessment

There were no rejections of data.

Overall the data is acceptable for the intended purposes as qualified for the deficiencies detailed in this report.

Please note that any results qualified (U) due to blank contamination may be then qualified (J) due to another action. Therefore, the results may be qualified (UJ) due to the culmination of the blank contaminations and actions from other exceedances of QC criteria.

Perfluorinated Compounds (PFCs)

Data Completeness, Case Narrative & Custody Documentation

- The case narrative and chain-of-custody documentation were included in the data package as required. All criteria were met.

Holding Times

- All samples were extracted outside of the 14-day holding time and were qualified as estimated (J/UJ).

LC/MS Tuning

- All criteria were met.

Initial Calibration

- All relative standard deviation (%RSD) and/or correlation coefficients criteria were met.

Continuing Calibration

- All percent difference (%D) and RRF criteria were met.

Method Blank

- The method blanks were free of contamination.

Field QC Blank

- Field QC samples were free of contamination.

Blank ID	Compound	Conc. ng/L	Qualifier	Affected Samples
WI-AF-FB-010518	None - ND	-	-	-
WI-AF-EB01-SO-0118	None - ND	-	-	-
WI-AF-FB-010718	None - ND	-	-	-
WI-AF-EB02-SO-0118	PFHxS	1.44	None	Applies to Other Packages
WI-AF-FB-011018	None - ND	-	-	-
WI-AF-EB03-SO-0118	None - ND	-	-	-
WI-AF-FB-011218	None - ND	-	-	-
WI-AF-EB04-SO-0118	None - ND	-	-	-
WI-AF-FB-012618	PFOA	0.725	None	Applies to Other Packages
WI-AF-EB10-0118	None - ND	-	-	-

Matrix Spike/Matrix Spike Duplicate (MS/MSD) Recoveries

- MS/MSD samples were not analyzed.

Laboratory Control Samples

- The LCS samples exhibited acceptable percent recoveries (%R).

Internal Standard (IS) Area Performance

- All internal standards met response and retention time (RT) criteria.

Target Compound Identification

- All mass spectra and quantitation criteria were met.

Compound Quantitation

- All criteria were met.

Field Duplicate Sample Precision

- Field duplicate samples were not collected.

Please contact the undersigned at (757) 564-0090 if you have any questions or need further information.

Signed: Nancy Weaver Dated: 6/1/18
Nancy Weaver
Senior Chemist

Data Qualifier	Definition
U	The analyte was analyzed for, but was not detected above the level of the reported sample quantitation limit.
J	The analyte is an estimated quantity. The associated numerical value is the approximate concentration of the analyte in the sample.
NJ	The analysis has been "tentatively identified" or "presumptively" as present and the associated numerical value is the estimated concentration in the samples.
UJ	The analyte was analyzed for but was not detected. The reported quantitation limit is approximate and may be inaccurate or imprecise.
R	The data are unusable. The sample results are rejected due to serious deficiencies in meeting QC criteria. The analyte may or may not be present in the samples.

Sample ID: WI-AF-FB-010518

Modified EPA Method 537

Client Data		Laboratory Data	
Name: CH2M Hill	Matrix: Aqueous	Lab Sample: 1800269-01	Column: BEH C18
Project: NAS WI-AULT FIELD	Date Collected: 05-Jan-18 10:10	Date Received: 07-Feb-18 10:29	
Location: Reagent Blank			

Analyte	Conc. (ng/L)	DL	LOD	LOQ	Qualifiers	Batch	Extracted	Samp Size	Analyzed	Dilution
PFBS	ND	1.87	5.21	8.34		B8B0043	09-Feb-18	0.120 L	21-Feb-18 21:25	1
PFHxA	ND	2.27	5.21	8.34		B8B0043	09-Feb-18	0.120 L	21-Feb-18 21:25	1
PFHpA	ND	0.616	5.21	8.34		B8B0043	09-Feb-18	0.120 L	21-Feb-18 21:25	1
PFHxS	ND	0.987	5.21	8.34		B8B0043	09-Feb-18	0.120 L	21-Feb-18 21:25	1
PFOA	ND	0.678	5.21	8.34		B8B0043	09-Feb-18	0.120 L	21-Feb-18 21:25	1
PFOS	ND	0.841	5.21	8.34		B8B0043	09-Feb-18	0.120 L	21-Feb-18 21:25	1
PFNA	ND	0.844	5.21	8.34		B8B0043	09-Feb-18	0.120 L	21-Feb-18 21:25	1
PFDA	ND	1.55	5.21	8.34		B8B0043	09-Feb-18	0.120 L	21-Feb-18 21:25	1
MeFOSAA	ND	1.72	5.21	8.34		B8B0043	09-Feb-18	0.120 L	21-Feb-18 21:25	1
PFUnA	ND	1.09	5.21	8.34		B8B0043	09-Feb-18	0.120 L	21-Feb-18 21:25	1
EiFOSAA	ND	1.43	5.21	8.34		B8B0043	09-Feb-18	0.120 L	21-Feb-18 21:25	1
PFDoA	ND	0.825	5.21	8.34		B8B0043	09-Feb-18	0.120 L	21-Feb-18 21:25	1
PFTfDA	ND	0.515	5.21	8.34		B8B0043	09-Feb-18	0.120 L	21-Feb-18 21:25	1
PFTeDA	ND	0.787	5.21	8.34		B8B0043	09-Feb-18	0.120 L	21-Feb-18 21:25	1
Labeled Standards	% Recovery	Limits	Qualifiers	Batch	Extracted	Samp Size	Analyzed	Dilution		
13C3-PFBS	107	50 - 150		B8B0043	09-Feb-18	0.120 L	21-Feb-18 21:25	1		
13C2-PFHxA	86.5	50 - 150		B8B0043	09-Feb-18	0.120 L	21-Feb-18 21:25	1		
13C4-PFHpA	95.2	50 - 150		B8B0043	09-Feb-18	0.120 L	21-Feb-18 21:25	1		
18O2-PFHxS	96.0	50 - 150		B8B0043	09-Feb-18	0.120 L	21-Feb-18 21:25	1		
13C2-PFOA	101	50 - 150		B8B0043	09-Feb-18	0.120 L	21-Feb-18 21:25	1		
13C8-PFOS	97.4	50 - 150		B8B0043	09-Feb-18	0.120 L	21-Feb-18 21:25	1		
13C5-PFNA	80.0	50 - 150		B8B0043	09-Feb-18	0.120 L	21-Feb-18 21:25	1		
13C2-PFDA	74.8	50 - 150		B8B0043	09-Feb-18	0.120 L	21-Feb-18 21:25	1		
d3-MeFOSAA	74.5	50 - 150		B8B0043	09-Feb-18	0.120 L	21-Feb-18 21:25	1		
13C2-PFUnA	102	50 - 150		B8B0043	09-Feb-18	0.120 L	21-Feb-18 21:25	1		
d5-EiFOSAA	94.5	50 - 150		B8B0043	09-Feb-18	0.120 L	21-Feb-18 21:25	1		
13C2-PFDoA	110	50 - 150		B8B0043	09-Feb-18	0.120 L	21-Feb-18 21:25	1		
13C2-PFTeDA	114	50 - 150		B8B0043	09-Feb-18	0.120 L	21-Feb-18 21:25	1		

DL - Detection Limit
 LOD - Limit of Detection
 LOQ - Limit of quantitation
 LCL-UCL - Lower control limit - upper control limit
 Results reported to the DL
 When reported, PFHxS, PFOA and PFOS include both linear and branched isomers
 Only the linear isomer is reported for all other analytes

new 5/29/18

Sample ID: WI-AF-EB01-SO-0118

Modified EPA Method 537

Client Data		Laboratory Data	
Name: CH2M Hill	Matrix: Aqueous	Lab Sample: 1800269-02	Column: BEH C18
Project: NAS WI- AULT FIELD	Date Collected: 05-Jan-18 12:30	Date Received: 07-Feb-18 10:29	
Location: Equip Blank			

Analyte	Conc. (ng/L)	DL	LOD	LOQ	Qualifiers	Batch	Extracted	Samp Size	Analyzed	Dilution
PFBS	ND	1.97	5.53	8.83		B8B0043	09-Feb-18	0.113 L	21-Feb-18 21:36	1
PFHxA	ND	2.40	5.53	8.83		B8B0043	09-Feb-18	0.113 L	21-Feb-18 21:36	1
PFHpA	ND	0.652	5.53	8.83		B8B0043	09-Feb-18	0.113 L	21-Feb-18 21:36	1
PFHxS	ND	1.04	5.53	8.83		B8B0043	09-Feb-18	0.113 L	21-Feb-18 21:36	1
PFOA	ND	0.718	5.53	8.83		B8B0043	09-Feb-18	0.113 L	21-Feb-18 21:36	1
PFOS	ND	0.890	5.53	8.83		B8B0043	09-Feb-18	0.113 L	21-Feb-18 21:36	1
PFNA	ND	0.894	5.53	8.83		B8B0043	09-Feb-18	0.113 L	21-Feb-18 21:36	1
PFDA	ND	1.64	5.53	8.83		B8B0043	09-Feb-18	0.113 L	21-Feb-18 21:36	1
MeFOSAA	ND	1.82	5.53	8.83		B8B0043	09-Feb-18	0.113 L	21-Feb-18 21:36	1
PFUnA	ND	1.16	5.53	8.83		B8B0043	09-Feb-18	0.113 L	21-Feb-18 21:36	1
EtFOSAA	ND	1.51	5.53	8.83		B8B0043	09-Feb-18	0.113 L	21-Feb-18 21:36	1
PFDoA	ND	0.874	5.53	8.83		B8B0043	09-Feb-18	0.113 L	21-Feb-18 21:36	1
PFTrDA	ND	0.545	5.53	8.83		B8B0043	09-Feb-18	0.113 L	21-Feb-18 21:36	1
PFTeDA	ND	0.833	5.53	8.83		B8B0043	09-Feb-18	0.113 L	21-Feb-18 21:36	1
Labeled Standards	% Recovery	Limits	Qualifiers	Batch	Extracted	Samp Size	Analyzed	Dilution		
13C3-PFBS	132	50 - 150		B8B0043	09-Feb-18	0.113 L	21-Feb-18 21:36	1		
13C2-PFHxA	101	50 - 150		B8B0043	09-Feb-18	0.113 L	21-Feb-18 21:36	1		
13C4-PFHpA	90.1	50 - 150		B8B0043	09-Feb-18	0.113 L	21-Feb-18 21:36	1		
18O2-PFHxS	91.1	50 - 150		B8B0043	09-Feb-18	0.113 L	21-Feb-18 21:36	1		
13C2-PFOA	83.7	50 - 150		B8B0043	09-Feb-18	0.113 L	21-Feb-18 21:36	1		
13C8-PFOS	93.9	50 - 150		B8B0043	09-Feb-18	0.113 L	21-Feb-18 21:36	1		
13C5-PFNA	103	50 - 150		B8B0043	09-Feb-18	0.113 L	21-Feb-18 21:36	1		
13C2-PFDA	79.9	50 - 150		B8B0043	09-Feb-18	0.113 L	21-Feb-18 21:36	1		
d3-MeFOSAA	76.6	50 - 150		B8B0043	09-Feb-18	0.113 L	21-Feb-18 21:36	1		
13C2-PFUnA	78.5	50 - 150		B8B0043	09-Feb-18	0.113 L	21-Feb-18 21:36	1		
d5-EtFOSAA	93.1	50 - 150		B8B0043	09-Feb-18	0.113 L	21-Feb-18 21:36	1		
13C2-PFDoA	96.7	50 - 150		B8B0043	09-Feb-18	0.113 L	21-Feb-18 21:36	1		
13C2-PFTeDA	111	50 - 150		B8B0043	09-Feb-18	0.113 L	21-Feb-18 21:36	1		

DL - Detection Limit
 LOD - Limit of Detection
 LOQ - Limit of quantitation
 LCL-UCL- Lower control limit - upper control limit
 Results: reported to the DL
 When reported: PFHxS, PFOA and PFOS include both linear and branched isomers.
 Only the linear isomer is reported for all other analytes

Not 5/29/18

Sample ID: WI-AF-FB-010718

Modified EPA Method 537

Client Data		Laboratory Data	
Name: CH2M Hill	Matrix: Aqueous	Lab Sample: 1800269-03	Column: BEH C18
Project: NAS WJ- AULT FIELD	Date Collected: 07-Jan-18 12:50	Date Received: 07-Feb-18 10:29	
Location: Reagent Blank			

Analyte	Conc. (ng/L)	DL	LOD	LOQ	Qualifiers	Batch	Extracted	Samp Size	Analyzed	Dilution
PFBS	ND	1.88	5.25	8.42		B8B0043	09-Feb-18	0.119 L	21-Feb-18 21:48	1
PFHxA	ND	2.30	5.25	8.42		B8B0043	09-Feb-18	0.119 L	21-Feb-18 21:48	1
PFHpA	ND	0.622	5.25	8.42		B8B0043	09-Feb-18	0.119 L	21-Feb-18 21:48	1
PFHxS	ND	0.997	5.25	8.42		B8B0043	09-Feb-18	0.119 L	21-Feb-18 21:48	1
PFOA	ND	0.685	5.25	8.42		B8B0043	09-Feb-18	0.119 L	21-Feb-18 21:48	1
PFOS	ND	0.850	5.25	8.42		B8B0043	09-Feb-18	0.119 L	21-Feb-18 21:48	1
PFNA	ND	0.853	5.25	8.42		B8B0043	09-Feb-18	0.119 L	21-Feb-18 21:48	1
PFDA	ND	1.57	5.25	8.42		B8B0043	09-Feb-18	0.119 L	21-Feb-18 21:48	1
MeFOSAA	ND	1.74	5.25	8.42		B8B0043	09-Feb-18	0.119 L	21-Feb-18 21:48	1
PFUnA	ND	1.11	5.25	8.42		B8B0043	09-Feb-18	0.119 L	21-Feb-18 21:48	1
EiFOSAA	ND	1.44	5.25	8.42		B8B0043	09-Feb-18	0.119 L	21-Feb-18 21:48	1
PFDoA	ND	0.834	5.25	8.42		B8B0043	09-Feb-18	0.119 L	21-Feb-18 21:48	1
PFTrDA	ND	0.520	5.25	8.42		B8B0043	09-Feb-18	0.119 L	21-Feb-18 21:48	1
PFTeDA	ND	0.795	5.25	8.42		B8B0043	09-Feb-18	0.119 L	21-Feb-18 21:48	1
Labeled Standards	% Recovery	Limits	Qualifiers	Batch	Extracted	Samp Size	Analyzed	Dilution		
13C3-PFBS	123	50 - 150		B8B0043	09-Feb-18	0.119 L	21-Feb-18 21:48	1		
13C2-PFHxA	93.0	50 - 150		B8B0043	09-Feb-18	0.119 L	21-Feb-18 21:48	1		
13C4-PFHpA	99.8	50 - 150		B8B0043	09-Feb-18	0.119 L	21-Feb-18 21:48	1		
18O2-PFHxS	95.3	50 - 150		B8B0043	09-Feb-18	0.119 L	21-Feb-18 21:48	1		
13C2-PFOA	94.6	50 - 150		B8B0043	09-Feb-18	0.119 L	21-Feb-18 21:48	1		
13C8-PFOS	95.3	50 - 150		B8B0043	09-Feb-18	0.119 L	21-Feb-18 21:48	1		
13C5-PFNA	69.9	50 - 150		B8B0043	09-Feb-18	0.119 L	21-Feb-18 21:48	1		
13C2-PFDA	83.7	50 - 150		B8B0043	09-Feb-18	0.119 L	21-Feb-18 21:48	1		
d3-MeFOSAA	91.6	50 - 150		B8B0043	09-Feb-18	0.119 L	21-Feb-18 21:48	1		
13C2-PFUnA	108	50 - 150		B8B0043	09-Feb-18	0.119 L	21-Feb-18 21:48	1		
d5-EiFOSAA	74.1	50 - 150		B8B0043	09-Feb-18	0.119 L	21-Feb-18 21:48	1		
13C2-PFDoA	78.6	50 - 150		B8B0043	09-Feb-18	0.119 L	21-Feb-18 21:48	1		
13C2-PFTeDA	101	50 - 150		B8B0043	09-Feb-18	0.119 L	21-Feb-18 21:48	1		

DL - Detection Limit
 LOD - Limit of Detection
 LOQ - Limit of quantitation
 LCU-UCL - Lower control limit - upper control limit
 Results reported to the DL
 When reported, PFHxS, PFOA and PFOS include both linear and branched isomers
 Only the linear isomer is reported for all other analytes

ms/291.8

Sample ID: WI-AF-EB02-SO-0118

Modified EPA Method 537

Client Data		Laboratory Data	
Name: CH2M Hill	Matrix: Aqueous	Lab Sample: 1800269-04	Column: BEH C18
Project: NAS WI-AULT FIELD	Date Collected: 07-Jan-18 13:05	Date Received: 07-Feb-18 10:29	
Location: Equip Blank			

Analyte	Conc. (ng/L)	DL	LOD	LOQ	Qualifiers	Batch	Extracted	Samp Size	Analyzed	Dilution
PFBS	ND	2.43	6.80	10.9		B8B0043	09-Feb-18	0.0919 L	21-Feb-18 21:59	1
PFHxA	ND	2.97	6.80	10.9		B8B0043	09-Feb-18	0.0919 L	21-Feb-18 21:59	1
PFHpA	ND	0.804	6.80	10.9		B8B0043	09-Feb-18	0.0919 L	21-Feb-18 21:59	1
PFHxS	1.44	1.29	6.80	10.9		B8B0043	09-Feb-18	0.0919 L	21-Feb-18 21:59	1
PFOA	ND	0.886	6.80	10.9		B8B0043	09-Feb-18	0.0919 L	21-Feb-18 21:59	1
PFOS	ND	1.10	6.80	10.9		B8B0043	09-Feb-18	0.0919 L	21-Feb-18 21:59	1
PFNA	ND	1.10	6.80	10.9		B8B0043	09-Feb-18	0.0919 L	21-Feb-18 21:59	1
PFDA	ND	2.03	6.80	10.9		B8B0043	09-Feb-18	0.0919 L	21-Feb-18 21:59	1
MeFOSAA	ND	2.24	6.80	10.9		B8B0043	09-Feb-18	0.0919 L	21-Feb-18 21:59	1
PFUnA	ND	1.43	6.80	10.9		B8B0043	09-Feb-18	0.0919 L	21-Feb-18 21:59	1
EiFOSAA	ND	1.86	6.80	10.9		B8B0043	09-Feb-18	0.0919 L	21-Feb-18 21:59	1
PFDoA	ND	1.08	6.80	10.9		B8B0043	09-Feb-18	0.0919 L	21-Feb-18 21:59	1
PFTrDA	ND	0.672	6.80	10.9		B8B0043	09-Feb-18	0.0919 L	21-Feb-18 21:59	1
PFTeDA	ND	1.03	6.80	10.9		B8B0043	09-Feb-18	0.0919 L	21-Feb-18 21:59	1
Labeled Standards	% Recovery	Limits	Qualifiers	Batch	Extracted	Samp Size	Analyzed	Dilution		
13C3-PFBS	118	50 - 150		B8B0043	09-Feb-18	0.0919 L	21-Feb-18 21:59	1		
13C2-PFHxA	104	50 - 150		B8B0043	09-Feb-18	0.0919 L	21-Feb-18 21:59	1		
13C4-PFHpA	108	50 - 150		B8B0043	09-Feb-18	0.0919 L	21-Feb-18 21:59	1		
18O2-PFHxS	92.9	50 - 150		B8B0043	09-Feb-18	0.0919 L	21-Feb-18 21:59	1		
13C2-PFOA	102	50 - 150		B8B0043	09-Feb-18	0.0919 L	21-Feb-18 21:59	1		
13C8-PFOS	99.2	50 - 150		B8B0043	09-Feb-18	0.0919 L	21-Feb-18 21:59	1		
13C5-PFNA	79.0	50 - 150		B8B0043	09-Feb-18	0.0919 L	21-Feb-18 21:59	1		
13C2-PFDA	87.5	50 - 150		B8B0043	09-Feb-18	0.0919 L	21-Feb-18 21:59	1		
d3-MeFOSAA	65.8	50 - 150		B8B0043	09-Feb-18	0.0919 L	21-Feb-18 21:59	1		
13C2-PFUnA	73.0	50 - 150		B8B0043	09-Feb-18	0.0919 L	21-Feb-18 21:59	1		
d5-EiFOSAA	84.8	50 - 150		B8B0043	09-Feb-18	0.0919 L	21-Feb-18 21:59	1		
13C2-PFDoA	66.6	50 - 150		B8B0043	09-Feb-18	0.0919 L	21-Feb-18 21:59	1		
13C2-PFTeDA	113	50 - 150		B8B0043	09-Feb-18	0.0919 L	21-Feb-18 21:59	1		

DL - Detection Limit LOD - Limit of Detection LCL-UCL - Lower control limit - upper control limit When reported, PFHxS, PFOA and PFOS include both linear and branched isomers.
 LOQ - Limit of quantitation Results: reported to the DL Only the linear isomer is reported for all other analytes

new 5/29/18

Sample ID: WI-AF-FB-011018

Modified EPA Method 537

Client Data		Laboratory Data		Matrix:		Aqueous				
Name:	CH2M Hill	Lab Sample:	1800269-05	Date Collected:	10-Jan-18 13:10	Date Received:	07-Feb-18 10:29			
Project:	NAS WI- AULT FIELD	Column:	BEH C18							
Location:	SB613									
Analyte	Conc. (ng/L)	DL	LOD	LOQ	Qualifiers	Batch	Extracted	Samp Size	Analyzed	Dilution
PFBS	ND	1.89	5.30	8.46		B8B0043	09-Feb-18	0.118 L	21-Feb-18 22:11	1
PFHxA	ND	2.31	5.30	8.46		B8B0043	09-Feb-18	0.118 L	21-Feb-18 22:11	1
PFHpA	ND	0.625	5.30	8.46		B8B0043	09-Feb-18	0.118 L	21-Feb-18 22:11	1
PFHxS	ND	1.00	5.30	8.46		B8B0043	09-Feb-18	0.118 L	21-Feb-18 22:11	1
PFOA	ND	0.688	5.30	8.46		B8B0043	09-Feb-18	0.118 L	21-Feb-18 22:11	1
PFOS	ND	0.853	5.30	8.46		B8B0043	09-Feb-18	0.118 L	21-Feb-18 22:11	1
PFNA	ND	0.856	5.30	8.46		B8B0043	09-Feb-18	0.118 L	21-Feb-18 22:11	1
PFDA	ND	1.58	5.30	8.46		B8B0043	09-Feb-18	0.118 L	21-Feb-18 22:11	1
MeFOSAA	ND	1.74	5.30	8.46		B8B0043	09-Feb-18	0.118 L	21-Feb-18 22:11	1
PFUnA	ND	1.11	5.30	8.46		B8B0043	09-Feb-18	0.118 L	21-Feb-18 22:11	1
EtFOSAA	ND	1.45	5.30	8.46		B8B0043	09-Feb-18	0.118 L	21-Feb-18 22:11	1
PFDoA	ND	0.837	5.30	8.46		B8B0043	09-Feb-18	0.118 L	21-Feb-18 22:11	1
PFTfDA	ND	0.522	5.30	8.46		B8B0043	09-Feb-18	0.118 L	21-Feb-18 22:11	1
PFTeDA	ND	0.798	5.30	8.46		B8B0043	09-Feb-18	0.118 L	21-Feb-18 22:11	1
Labeled Standards	Type	% Recovery	Limits	Qualifiers	Batch	Extracted	Samp Size	Analyzed	Dilution	
13C3-PFBS	IS	117	50 - 150		B8B0043	09-Feb-18	0.118 L	21-Feb-18 22:11	1	
13C2-PFHxA	IS	95.2	50 - 150		B8B0043	09-Feb-18	0.118 L	21-Feb-18 22:11	1	
13C4-PFHpA	IS	101	50 - 150		B8B0043	09-Feb-18	0.118 L	21-Feb-18 22:11	1	
18O2-PFHxS	IS	102	50 - 150		B8B0043	09-Feb-18	0.118 L	21-Feb-18 22:11	1	
13C2-PFOA	IS	102	50 - 150		B8B0043	09-Feb-18	0.118 L	21-Feb-18 22:11	1	
13C8-PFOS	IS	82.8	50 - 150		B8B0043	09-Feb-18	0.118 L	21-Feb-18 22:11	1	
13C5-PFNA	IS	88.9	50 - 150		B8B0043	09-Feb-18	0.118 L	21-Feb-18 22:11	1	
13C2-PFDA	IS	73.2	50 - 150		B8B0043	09-Feb-18	0.118 L	21-Feb-18 22:11	1	
d3-MeFOSAA	IS	78.5	50 - 150		B8B0043	09-Feb-18	0.118 L	21-Feb-18 22:11	1	
13C2-PFUnA	IS	94.9	50 - 150		B8B0043	09-Feb-18	0.118 L	21-Feb-18 22:11	1	
d5-EtFOSAA	IS	75.4	50 - 150		B8B0043	09-Feb-18	0.118 L	21-Feb-18 22:11	1	
13C2-PFDoA	IS	85.5	50 - 150		B8B0043	09-Feb-18	0.118 L	21-Feb-18 22:11	1	
13C2-PFTeDA	IS	140	50 - 150		B8B0043	09-Feb-18	0.118 L	21-Feb-18 22:11	1	

HT

WJ

mw sl291.8

When reported, PFHxS, PFOA and PFOS include both linear and branched isomers
Only the linear isomer is reported for all other analytes

LCL-UCL - Lower control limit - upper control limit
Results reported to the DL

DL - Detection Limit
LOD - Limit of Detection
LOQ - Limit of quantitation

Sample ID: WI-AF-EB03-SO-0118

Modified EPA Method 537

Client Data		Laboratory Data	
Name: CH2M Hill	Matrix: Aqueous	Lab Sample: 1800269-06	Column: BEH C18
Project: NAS WJ-AULT FIELD	Date Collected: 10-Jan-18 13:15	Date Received: 07-Feb-18 10:29	
Location: SB613			

Analyte	Conc. (ng/L)	DL	LOD	LOQ	Qualifiers	Batch	Extracted	Samp Size	Analyzed	Dilution
PFBS	ND	1.88	5.25	8.40		B8B0043	09-Feb-18	0.119 L	21-Feb-18 22:22	1
PFHxA	ND	2.29	5.25	8.40		B8B0043	09-Feb-18	0.119 L	21-Feb-18 22:22	1
PFHpA	ND	0.621	5.25	8.40		B8B0043	09-Feb-18	0.119 L	21-Feb-18 22:22	1
PFHxS	ND	0.995	5.25	8.40		B8B0043	09-Feb-18	0.119 L	21-Feb-18 22:22	1
PFOA	ND	0.684	5.25	8.40		B8B0043	09-Feb-18	0.119 L	21-Feb-18 22:22	1
PFOS	ND	0.848	5.25	8.40		B8B0043	09-Feb-18	0.119 L	21-Feb-18 22:22	1
PFNA	ND	0.851	5.25	8.40		B8B0043	09-Feb-18	0.119 L	21-Feb-18 22:22	1
PFDA	ND	1.57	5.25	8.40		B8B0043	09-Feb-18	0.119 L	21-Feb-18 22:22	1
MeFOSAA	ND	1.73	5.25	8.40		B8B0043	09-Feb-18	0.119 L	21-Feb-18 22:22	1
PfUnA	ND	1.10	5.25	8.40		B8B0043	09-Feb-18	0.119 L	21-Feb-18 22:22	1
EiFOSAA	ND	1.44	5.25	8.40		B8B0043	09-Feb-18	0.119 L	21-Feb-18 22:22	1
PFDoA	ND	0.832	5.25	8.40		B8B0043	09-Feb-18	0.119 L	21-Feb-18 22:22	1
PFTrDA	ND	0.519	5.25	8.40		B8B0043	09-Feb-18	0.119 L	21-Feb-18 22:22	1
PFTeDA	ND	0.793	5.25	8.40		B8B0043	09-Feb-18	0.119 L	21-Feb-18 22:22	1
Labeled Standards	Type	% Recovery	Limits	Qualifiers	Batch	Extracted	Samp Size	Analyzed	Dilution	
13C3-PFBS	IS	107	50 - 150		B8B0043	09-Feb-18	0.119 L	21-Feb-18 22:22	1	
13C2-PFHxA	IS	93.2	50 - 150		B8B0043	09-Feb-18	0.119 L	21-Feb-18 22:22	1	
13C4-PFHpA	IS	87.6	50 - 150		B8B0043	09-Feb-18	0.119 L	21-Feb-18 22:22	1	
18O2-PFHxS	IS	96.0	50 - 150		B8B0043	09-Feb-18	0.119 L	21-Feb-18 22:22	1	
13C2-PFOA	IS	104	50 - 150		B8B0043	09-Feb-18	0.119 L	21-Feb-18 22:22	1	
13C8-PFOS	IS	81.1	50 - 150		B8B0043	09-Feb-18	0.119 L	21-Feb-18 22:22	1	
13C5-PFNA	IS	86.7	50 - 150		B8B0043	09-Feb-18	0.119 L	21-Feb-18 22:22	1	
13C2-PFDA	IS	87.7	50 - 150		B8B0043	09-Feb-18	0.119 L	21-Feb-18 22:22	1	
d3-MeFOSAA	IS	71.6	50 - 150		B8B0043	09-Feb-18	0.119 L	21-Feb-18 22:22	1	
13C2-PFUnA	IS	77.5	50 - 150		B8B0043	09-Feb-18	0.119 L	21-Feb-18 22:22	1	
d5-EiFOSAA	IS	74.6	50 - 150		B8B0043	09-Feb-18	0.119 L	21-Feb-18 22:22	1	
13C2-PFDoA	IS	75.3	50 - 150		B8B0043	09-Feb-18	0.119 L	21-Feb-18 22:22	1	
13C2-PFTeDA	IS	106	50 - 150		B8B0043	09-Feb-18	0.119 L	21-Feb-18 22:22	1	

DL - Detection Limit
 LOD - Limit of Detection
 LOQ - Limit of Quantitation
 LCL-UCL - Lower control limit - upper control limit
 Results reported to the DL
 When reported, PFHxS, PFOA and PFOS include both linear and branched isomers.
 Only the linear isomer is reported for all other analytes

KT

new 5/29/18

Sample ID: WI-AF-FB-011218

Modified EPA Method 537

Client Data		Laboratory Data	
Name: CH2M Hill	Matrix: Aqueous	Lab Sample: 1800269-07	Column: BEI1 C18
Project: NAS WI- AULT FIELD	Date Collected: 12-Jan-18 16:00	Date Received: 07-Feb-18 10:29	
Location: SB607			

Analyte	Conc. (ng/L)	DL	LOD	LOQ	Qualifiers	Batch	Extracted	Samp Size	Analyzed	Dilution
PFBS	ND	1.88	5.25	8.41		B8B0043	09-Feb-18	0.119 L	21-Feb-18 22:34	1
PFHxA	ND	2.29	5.25	8.41		B8B0043	09-Feb-18	0.119 L	21-Feb-18 22:34	1
PFHpA	ND	0.622	5.25	8.41		B8B0043	09-Feb-18	0.119 L	21-Feb-18 22:34	1
PFHxS	ND	0.996	5.25	8.41		B8B0043	09-Feb-18	0.119 L	21-Feb-18 22:34	1
PFOA	ND	0.685	5.25	8.41		B8B0043	09-Feb-18	0.119 L	21-Feb-18 22:34	1
PFOS	ND	0.849	5.25	8.41		B8B0043	09-Feb-18	0.119 L	21-Feb-18 22:34	1
PFNA	ND	0.852	5.25	8.41		B8B0043	09-Feb-18	0.119 L	21-Feb-18 22:34	1
PFDA	ND	1.57	5.25	8.41		B8B0043	09-Feb-18	0.119 L	21-Feb-18 22:34	1
MeFOSAA	ND	1.74	5.25	8.41		B8B0043	09-Feb-18	0.119 L	21-Feb-18 22:34	1
PFUnA	ND	1.10	5.25	8.41		B8B0043	09-Feb-18	0.119 L	21-Feb-18 22:34	1
EiFOSAA	ND	1.44	5.25	8.41		B8B0043	09-Feb-18	0.119 L	21-Feb-18 22:34	1
PFDoA	ND	0.833	5.25	8.41		B8B0043	09-Feb-18	0.119 L	21-Feb-18 22:34	1
PFTfDA	ND	0.520	5.25	8.41		B8B0043	09-Feb-18	0.119 L	21-Feb-18 22:34	1
PFTeDA	ND	0.794	5.25	8.41		B8B0043	09-Feb-18	0.119 L	21-Feb-18 22:34	1
Labeled Standards	% Recovery	Limits	Qualifiers	Batch	Extracted	Samp Size	Analyzed	Dilution		
13C3-PFBs	117	50 - 150		B8B0043	09-Feb-18	0.119 L	21-Feb-18 22:34	1		
13C2-PFHxA	93.4	50 - 150		B8B0043	09-Feb-18	0.119 L	21-Feb-18 22:34	1		
13C4-PFHpA	103	50 - 150		B8B0043	09-Feb-18	0.119 L	21-Feb-18 22:34	1		
18O2-PFHxS	102	50 - 150		B8B0043	09-Feb-18	0.119 L	21-Feb-18 22:34	1		
13C2-PFOA	95.4	50 - 150		B8B0043	09-Feb-18	0.119 L	21-Feb-18 22:34	1		
13C8-PFOS	109	50 - 150		B8B0043	09-Feb-18	0.119 L	21-Feb-18 22:34	1		
13C5-PFNA	82.7	50 - 150		B8B0043	09-Feb-18	0.119 L	21-Feb-18 22:34	1		
13C2-PFDA	76.6	50 - 150		B8B0043	09-Feb-18	0.119 L	21-Feb-18 22:34	1		
d3-MeFOSAA	71.4	50 - 150		B8B0043	09-Feb-18	0.119 L	21-Feb-18 22:34	1		
13C2-PFUnA	71.3	50 - 150		B8B0043	09-Feb-18	0.119 L	21-Feb-18 22:34	1		
d5-EtFOSAA	80.9	50 - 150		B8B0043	09-Feb-18	0.119 L	21-Feb-18 22:34	1		
13C2-PFDoA	79.8	50 - 150		B8B0043	09-Feb-18	0.119 L	21-Feb-18 22:34	1		
13C2-PFTeDA	92.8	50 - 150		B8B0043	09-Feb-18	0.119 L	21-Feb-18 22:34	1		

DL - Detection Limit
 LOD - Limit of Detection
 LOQ - Limit of quantitation
 LCL-UCL - Lower control limit - upper control limit
 Results reported to the DL.
 When reported, PFHxS, PFOA and PFOS include both linear and branched isomers
 Only the linear isomer is reported for all other analytes

Handwritten red 'H' and arrow pointing to the top of the table.

Handwritten red 'WJ' and arrow pointing to the 'Conc. (ng/L)' column.

Handwritten red 'new 5/29/18'.

Sample ID: WI-AF-EB04-SO-0118

Modified EPA Method 537

Client Data		Laboratory Data	
Name: CH2M Hill	Matrix: Aqueous	Lab Sample: 1800269-08	Column: BEH C18
Project: NAS W1-AULT FIELD	Date Collected: 12-Jan-18 16:05	Date Received: 07-Feb-18 10:29	
Location: SB607			

Analyte	Conc. (ng/L)	DL	LOD	LOQ	Qualifiers	Batch	Extracted	Samp Size	Analyzed	Dilution
PFBS	ND	2.00	5.58	8.92		B8B0043	09-Feb-18	0.112 L	21-Feb-18 22:45	1
PFHxA	ND	2.43	5.58	8.92		B8B0043	09-Feb-18	0.112 L	21-Feb-18 22:45	1
PFHpA	ND	0.659	5.58	8.92		B8B0043	09-Feb-18	0.112 L	21-Feb-18 22:45	1
PFHxS	ND	1.06	5.58	8.92		B8B0043	09-Feb-18	0.112 L	21-Feb-18 22:45	1
PFOA	ND	0.726	5.58	8.92		B8B0043	09-Feb-18	0.112 L	21-Feb-18 22:45	1
PFOs	ND	0.900	5.58	8.92		B8B0043	09-Feb-18	0.112 L	21-Feb-18 22:45	1
PFNA	ND	0.903	5.58	8.92		B8B0043	09-Feb-18	0.112 L	21-Feb-18 22:45	1
PFDA	ND	1.66	5.58	8.92		B8B0043	09-Feb-18	0.112 L	21-Feb-18 22:45	1
MeFOSAA	ND	1.84	5.58	8.92		B8B0043	09-Feb-18	0.112 L	21-Feb-18 22:45	1
PFUnA	ND	1.17	5.58	8.92		B8B0043	09-Feb-18	0.112 L	21-Feb-18 22:45	1
EtFOSAA	ND	1.53	5.58	8.92		B8B0043	09-Feb-18	0.112 L	21-Feb-18 22:45	1
PFDoA	ND	0.883	5.58	8.92		B8B0043	09-Feb-18	0.112 L	21-Feb-18 22:45	1
PFTtDA	ND	0.551	5.58	8.92		B8B0043	09-Feb-18	0.112 L	21-Feb-18 22:45	1
PFTeDA	ND	0.842	5.58	8.92		B8B0043	09-Feb-18	0.112 L	21-Feb-18 22:45	1
Labeled Standards	% Recovery	Limits	Qualifiers	Batch	Extracted	Samp Size	Analyzed	Dilution		
13C3-PFBs	122	50 - 150		B8B0043	09-Feb-18	0.112 L	21-Feb-18 22:45	1		
13C2-PFHxA	102	50 - 150		B8B0043	09-Feb-18	0.112 L	21-Feb-18 22:45	1		
13C4-PFHpA	99.6	50 - 150		B8B0043	09-Feb-18	0.112 L	21-Feb-18 22:45	1		
18O2-PFHxS	99.4	50 - 150		B8B0043	09-Feb-18	0.112 L	21-Feb-18 22:45	1		
13C2-PFOA	92.2	50 - 150		B8B0043	09-Feb-18	0.112 L	21-Feb-18 22:45	1		
13C8-PFOS	88.2	50 - 150		B8B0043	09-Feb-18	0.112 L	21-Feb-18 22:45	1		
13C5-PFNA	86.3	50 - 150		B8B0043	09-Feb-18	0.112 L	21-Feb-18 22:45	1		
13C2-PFDA	74.3	50 - 150		B8B0043	09-Feb-18	0.112 L	21-Feb-18 22:45	1		
d3-MeFOSAA	57.8	50 - 150		B8B0043	09-Feb-18	0.112 L	21-Feb-18 22:45	1		
13C2-PFUnA	65.0	50 - 150		B8B0043	09-Feb-18	0.112 L	21-Feb-18 22:45	1		
d5-EtFOSAA	59.8	50 - 150		B8B0043	09-Feb-18	0.112 L	21-Feb-18 22:45	1		
13C2-PFDoA	65.8	50 - 150		B8B0043	09-Feb-18	0.112 L	21-Feb-18 22:45	1		
13C2-PFTeDA	78.7	50 - 150		B8B0043	09-Feb-18	0.112 L	21-Feb-18 22:45	1		

DL - Detection Limit
 LOD - Limit of Detection
 LOQ - Limit of Quantitation

LCL-UCL - Lower control limit - upper control limit
 Results reported to the DL

When reported, PFHxS, PFOA and PFOS include both linear and branched isomers.
 Only the linear isomer is reported for all other analytes

Work Order 1800269

rw 5/29 kb

Sample ID: WI-AF-FB-012618

Modified EPA Method 537

Client Data		Laboratory Data	
Name: CH2M Hill	Matrix: Aqueous	Lab Sample: 1800269-09	Column: BEH C18
Project: NAS WI- AULT FIELD	Date Collected: 26-Jan-18 15:40	Date Received: 07-Feb-18 10:29	
Location: SB610			

Analyte	Conc. (ng/L)	DL	LOD	LOQ	Qualifiers	Batch	Extracted	Samp Size	Analyzed	Dilution
PFBS	ND	1.88	5.25	8.41		B8B0043	09-Feb-18	0.119 L	21-Feb-18 22:57	1
PFHxA	ND	2.29	5.25	8.41		B8B0043	09-Feb-18	0.119 L	21-Feb-18 22:57	1
PFHpA	ND	0.621	5.25	8.41		B8B0043	09-Feb-18	0.119 L	21-Feb-18 22:57	1
PFHxS	ND	0.996	5.25	8.41		B8B0043	09-Feb-18	0.119 L	21-Feb-18 22:57	1
PFOA	0.725	0.684	5.25	8.41		B8B0043	09-Feb-18	0.119 L	21-Feb-18 22:57	1
PFOS	ND	0.848	5.25	8.41		B8B0043	09-Feb-18	0.119 L	21-Feb-18 22:57	1
PFNA	ND	0.851	5.25	8.41		B8B0043	09-Feb-18	0.119 L	21-Feb-18 22:57	1
PFDA	ND	1.57	5.25	8.41		B8B0043	09-Feb-18	0.119 L	21-Feb-18 22:57	1
MeFOSAA	ND	1.73	5.25	8.41		B8B0043	09-Feb-18	0.119 L	21-Feb-18 22:57	1
PFUnA	ND	1.10	5.25	8.41		B8B0043	09-Feb-18	0.119 L	21-Feb-18 22:57	1
EtFOSAA	ND	1.44	5.25	8.41		B8B0043	09-Feb-18	0.119 L	21-Feb-18 22:57	1
PFDoA	ND	0.833	5.25	8.41		B8B0043	09-Feb-18	0.119 L	21-Feb-18 22:57	1
PFTTrDA	ND	0.519	5.25	8.41		B8B0043	09-Feb-18	0.119 L	21-Feb-18 22:57	1
PFTeDA	ND	0.794	5.25	8.41		B8B0043	09-Feb-18	0.119 L	21-Feb-18 22:57	1
Labeled Standards	Type	% Recovery	Limits	Qualifiers	Batch	Extracted	Samp Size	Analyzed	Dilution	
13C3-PFBS	IS	123	50 - 150		B8B0043	09-Feb-18	0.119 L	21-Feb-18 22:57	1	
13C2-PFHxA	IS	99.3	50 - 150		B8B0043	09-Feb-18	0.119 L	21-Feb-18 22:57	1	
13C4-PFHpA	IS	97.1	50 - 150		B8B0043	09-Feb-18	0.119 L	21-Feb-18 22:57	1	
18O2-PFHxS	IS	113	50 - 150		B8B0043	09-Feb-18	0.119 L	21-Feb-18 22:57	1	
13C2-PFOA	IS	96.6	50 - 150		B8B0043	09-Feb-18	0.119 L	21-Feb-18 22:57	1	
13C8-PFOS	IS	97.6	50 - 150		B8B0043	09-Feb-18	0.119 L	21-Feb-18 22:57	1	
13C5-PFNA	IS	93.8	50 - 150		B8B0043	09-Feb-18	0.119 L	21-Feb-18 22:57	1	
13C2-PFDA	IS	74.2	50 - 150		B8B0043	09-Feb-18	0.119 L	21-Feb-18 22:57	1	
d3-MeFOSAA	IS	70.2	50 - 150		B8B0043	09-Feb-18	0.119 L	21-Feb-18 22:57	1	
13C2-PFUnA	IS	63.4	50 - 150		B8B0043	09-Feb-18	0.119 L	21-Feb-18 22:57	1	
d5-EtFOSAA	IS	68.9	50 - 150		B8B0043	09-Feb-18	0.119 L	21-Feb-18 22:57	1	
13C2-PFDoA	IS	73.2	50 - 150		B8B0043	09-Feb-18	0.119 L	21-Feb-18 22:57	1	
13C2-PFTeDA	IS	105	50 - 150		B8B0043	09-Feb-18	0.119 L	21-Feb-18 22:57	1	

DL - Detection Limit
 LOD - Limit of Detection
 LOQ - Limit of quantitation
 LCL-UCL- Lower control limit - upper control limit
 Results reported to the DL
 When reported, PFHxS, PFOA and PFOS include both linear and branched isomers
 Only the linear isomer is reported for all other analytes

HT

WJ

MS1291.8

Sample ID: WI-AF-EB10-0118

Modified EPA Method 537

Client Data		Laboratory Data	
Name: CH2M Hill	Matrix: Aqueous	Lab Sample: 1800269-10	Column: BEH C18
Project: NAS WI-AULT FIELD	Date Collected: 26-Jan-18 15:55	Date Received: 07-Feb-18 10:29	
Location: SB610			

Analyte	Conc. (ng/L)	DL	LOD	LOQ	Qualifiers	Batch	Extracted	Samp Size	Analyzed	Dilution
PFBS	ND	1.85	5.17	8.26		B8B0043	09-Feb-18	0.121 L	21-Feb-18 23:08	1
PFHxA	ND	2.25	5.17	8.26		B8B0043	09-Feb-18	0.121 L	21-Feb-18 23:08	1
PFHpA	ND	0.610	5.17	8.26		B8B0043	09-Feb-18	0.121 L	21-Feb-18 23:08	1
PFHxS	ND	0.978	5.17	8.26		B8B0043	09-Feb-18	0.121 L	21-Feb-18 23:08	1
PFOA	ND	0.672	5.17	8.26		B8B0043	09-Feb-18	0.121 L	21-Feb-18 23:08	1
PFOS	ND	0.833	5.17	8.26		B8B0043	09-Feb-18	0.121 L	21-Feb-18 23:08	1
PFNA	ND	0.836	5.17	8.26		B8B0043	09-Feb-18	0.121 L	21-Feb-18 23:08	1
PFDA	ND	1.54	5.17	8.26		B8B0043	09-Feb-18	0.121 L	21-Feb-18 23:08	1
MeFOSAA	ND	1.70	5.17	8.26		B8B0043	09-Feb-18	0.121 L	21-Feb-18 23:08	1
PFUnA	ND	1.08	5.17	8.26		B8B0043	09-Feb-18	0.121 L	21-Feb-18 23:08	1
EtFOSAA	ND	1.41	5.17	8.26		B8B0043	09-Feb-18	0.121 L	21-Feb-18 23:08	1
PFDoA	ND	0.818	5.17	8.26		B8B0043	09-Feb-18	0.121 L	21-Feb-18 23:08	1
PFTrDA	ND	0.510	5.17	8.26		B8B0043	09-Feb-18	0.121 L	21-Feb-18 23:08	1
PFTeDA	ND	0.780	5.17	8.26		B8B0043	09-Feb-18	0.121 L	21-Feb-18 23:08	1
Labeled Standards	% Recovery	DL	Limits	LOQ	Qualifiers	Batch	Extracted	Samp Size	Analyzed	Dilution
13C3-PFBS	112		50 - 150			B8B0043	09-Feb-18	0.121 L	21-Feb-18 23:08	1
13C2-PFHxA	90.9		50 - 150			B8B0043	09-Feb-18	0.121 L	21-Feb-18 23:08	1
13C4-PFHpA	98.8		50 - 150			B8B0043	09-Feb-18	0.121 L	21-Feb-18 23:08	1
18O2-PFHxS	86.8		50 - 150			B8B0043	09-Feb-18	0.121 L	21-Feb-18 23:08	1
13C2-PFOA	107		50 - 150			B8B0043	09-Feb-18	0.121 L	21-Feb-18 23:08	1
13C8-PFOS	84.3		50 - 150			B8B0043	09-Feb-18	0.121 L	21-Feb-18 23:08	1
13C5-PFNA	98.5		50 - 150			B8B0043	09-Feb-18	0.121 L	21-Feb-18 23:08	1
13C2-PFDA	77.4		50 - 150			B8B0043	09-Feb-18	0.121 L	21-Feb-18 23:08	1
d3-MeFOSAA	68.8		50 - 150			B8B0043	09-Feb-18	0.121 L	21-Feb-18 23:08	1
13C2-PFUnA	74.8		50 - 150			B8B0043	09-Feb-18	0.121 L	21-Feb-18 23:08	1
d5-EtFOSAA	80.2		50 - 150			B8B0043	09-Feb-18	0.121 L	21-Feb-18 23:08	1
13C2-PFDoA	69.2		50 - 150			B8B0043	09-Feb-18	0.121 L	21-Feb-18 23:08	1
13C2-PFTeDA	88.1		50 - 150			B8B0043	09-Feb-18	0.121 L	21-Feb-18 23:08	1

DL - Detection Limit
 LOD - Limit of Detection
 LOQ - Limit of Quantitation
 LCL-UCL - Lower control limit - upper control limit
 Results reported to the DL
 When reported, PFHxS, PFOA and PFOS include both linear and branched isomers.
 Only the linear isomer is reported for all other analytes

new 5/29/18

LOCATION_NAME	SITE_NAME	INSTALLATION_ID	LOCATION_TYPE	LOCATION_TYPE_DESC	SDG	COORD_X	COORD_Y	SAMPLE_MATRIX_DESC	SAMPLE_NAME	SAMPLE_MATRIX	COLLECT_DATE	ANALYTICAL_METHOD_GRP_DESC
		WHIDBEY_ISLAND_NAS			1800269			Water for QC samples	WI-AF-FB-012618	WQ	26-Jan-18	Perfluoroalkyl Compounds
		WHIDBEY_ISLAND_NAS			1800269			Water for QC samples	WI-AF-FB-012618	WQ	26-Jan-18	Perfluoroalkyl Compounds
		WHIDBEY_ISLAND_NAS			1800269			Water for QC samples	WI-AF-FB-012618	WQ	26-Jan-18	Perfluoroalkyl Compounds
		WHIDBEY_ISLAND_NAS			1800269			Water for QC samples	WI-AF-FB-012618	WQ	26-Jan-18	Perfluoroalkyl Compounds
		WHIDBEY_ISLAND_NAS			1800269			Water for QC samples	WI-AF-FB-012618	WQ	26-Jan-18	Perfluoroalkyl Compounds
		WHIDBEY_ISLAND_NAS			1800269			Water for QC samples	WI-AF-FB-011218	WQ	12-Jan-18	Perfluoroalkyl Compounds
		WHIDBEY_ISLAND_NAS			1800269			Water for QC samples	WI-AF-FB-011218	WQ	12-Jan-18	Perfluoroalkyl Compounds
		WHIDBEY_ISLAND_NAS			1800269			Water for QC samples	WI-AF-FB-011218	WQ	12-Jan-18	Perfluoroalkyl Compounds
		WHIDBEY_ISLAND_NAS			1800269			Water for QC samples	WI-AF-FB-011218	WQ	12-Jan-18	Perfluoroalkyl Compounds
		WHIDBEY_ISLAND_NAS			1800269			Water for QC samples	WI-AF-FB-011218	WQ	12-Jan-18	Perfluoroalkyl Compounds
		WHIDBEY_ISLAND_NAS			1800269			Water for QC samples	WI-AF-FB-011218	WQ	12-Jan-18	Perfluoroalkyl Compounds
		WHIDBEY_ISLAND_NAS			1800269			Water for QC samples	WI-AF-FB-011218	WQ	12-Jan-18	Perfluoroalkyl Compounds
		WHIDBEY_ISLAND_NAS			1800269			Water for QC samples	WI-AF-FB-011218	WQ	12-Jan-18	Perfluoroalkyl Compounds
		WHIDBEY_ISLAND_NAS			1800269			Water for QC samples	WI-AF-FB-011218	WQ	12-Jan-18	Perfluoroalkyl Compounds
		WHIDBEY_ISLAND_NAS			1800269			Water for QC samples	WI-AF-FB-011218	WQ	12-Jan-18	Perfluoroalkyl Compounds
		WHIDBEY_ISLAND_NAS			1800269			Water for QC samples	WI-AF-FB-011218	WQ	12-Jan-18	Perfluoroalkyl Compounds
		WHIDBEY_ISLAND_NAS			1800269			Water for QC samples	WI-AF-FB-011218	WQ	12-Jan-18	Perfluoroalkyl Compounds
		WHIDBEY_ISLAND_NAS			1800269			Water for QC samples	WI-AF-FB-010718	WQ	07-Jan-18	Perfluoroalkyl Compounds
		WHIDBEY_ISLAND_NAS			1800269			Water for QC samples	WI-AF-FB-010718	WQ	07-Jan-18	Perfluoroalkyl Compounds
		WHIDBEY_ISLAND_NAS			1800269			Water for QC samples	WI-AF-FB-010718	WQ	07-Jan-18	Perfluoroalkyl Compounds
		WHIDBEY_ISLAND_NAS			1800269			Water for QC samples	WI-AF-FB-010718	WQ	07-Jan-18	Perfluoroalkyl Compounds

LOCATION_NAME	SITE_NAME	INSTALLATION_ID	LOCATION_TYPE	LOCATION_TYPE_DESC	SDG	COORD_X	COORD_Y	SAMPLE_MATRIX_DESC	SAMPLE_NAME	SAMPLE_MATRIX	COLLECT_DATE	ANALYTICAL_METHOD_GRP_DESC
		WHIDBEY_ISLAND_NAS			1800269			Water for QC samples	WI-AF-EB04-SO-0118	WQ	12-Jan-18	Perfluoroalkyl Compounds
		WHIDBEY_ISLAND_NAS			1800269			Water for QC samples	WI-AF-EB04-SO-0118	WQ	12-Jan-18	Perfluoroalkyl Compounds
		WHIDBEY_ISLAND_NAS			1800269			Water for QC samples	WI-AF-EB04-SO-0118	WQ	12-Jan-18	Perfluoroalkyl Compounds
		WHIDBEY_ISLAND_NAS			1800269			Water for QC samples	WI-AF-EB04-SO-0118	WQ	12-Jan-18	Perfluoroalkyl Compounds
		WHIDBEY_ISLAND_NAS			1800269			Water for QC samples	WI-AF-EB04-SO-0118	WQ	12-Jan-18	Perfluoroalkyl Compounds
		WHIDBEY_ISLAND_NAS			1800269			Water for QC samples	WI-AF-EB04-SO-0118	WQ	12-Jan-18	Perfluoroalkyl Compounds
		WHIDBEY_ISLAND_NAS			1800269			Water for QC samples	WI-AF-EB03-SO-0118	WQ	10-Jan-18	Perfluoroalkyl Compounds
		WHIDBEY_ISLAND_NAS			1800269			Water for QC samples	WI-AF-EB03-SO-0118	WQ	10-Jan-18	Perfluoroalkyl Compounds
		WHIDBEY_ISLAND_NAS			1800269			Water for QC samples	WI-AF-EB03-SO-0118	WQ	10-Jan-18	Perfluoroalkyl Compounds
		WHIDBEY_ISLAND_NAS			1800269			Water for QC samples	WI-AF-EB03-SO-0118	WQ	10-Jan-18	Perfluoroalkyl Compounds
		WHIDBEY_ISLAND_NAS			1800269			Water for QC samples	WI-AF-EB03-SO-0118	WQ	10-Jan-18	Perfluoroalkyl Compounds
		WHIDBEY_ISLAND_NAS			1800269			Water for QC samples	WI-AF-EB03-SO-0118	WQ	10-Jan-18	Perfluoroalkyl Compounds
		WHIDBEY_ISLAND_NAS			1800269			Water for QC samples	WI-AF-EB03-SO-0118	WQ	10-Jan-18	Perfluoroalkyl Compounds
		WHIDBEY_ISLAND_NAS			1800269			Water for QC samples	WI-AF-EB03-SO-0118	WQ	10-Jan-18	Perfluoroalkyl Compounds
		WHIDBEY_ISLAND_NAS			1800269			Water for QC samples	WI-AF-EB03-SO-0118	WQ	10-Jan-18	Perfluoroalkyl Compounds
		WHIDBEY_ISLAND_NAS			1800269			Water for QC samples	WI-AF-EB03-SO-0118	WQ	10-Jan-18	Perfluoroalkyl Compounds
		WHIDBEY_ISLAND_NAS			1800269			Water for QC samples	WI-AF-EB03-SO-0118	WQ	10-Jan-18	Perfluoroalkyl Compounds
		WHIDBEY_ISLAND_NAS			1800269			Water for QC samples	WI-AF-EB03-SO-0118	WQ	10-Jan-18	Perfluoroalkyl Compounds
		WHIDBEY_ISLAND_NAS			1800269			Water for QC samples	WI-AF-EB02-SO-0118	WQ	07-Jan-18	Perfluoroalkyl Compounds
		WHIDBEY_ISLAND_NAS			1800269			Water for QC samples	WI-AF-EB02-SO-0118	WQ	07-Jan-18	Perfluoroalkyl Compounds
		WHIDBEY_ISLAND_NAS			1800269			Water for QC samples	WI-AF-EB02-SO-0118	WQ	07-Jan-18	Perfluoroalkyl Compounds

LOCATION_NAME	SITE_NAME	INSTALLATION_ID	LOCATION_TYPE	LOCATION_TYPE_DESC	SDG	COORD_X	COORD_Y	SAMPLE_MATRIX_DESC	SAMPLE_NAME	SAMPLE_MATRIX	COLLECT_DATE	ANALYTICAL_METHOD_GRP_DESC
		WHIDBEY_ISLAND_NAS			1800269			Water for QC samples	WI-AF-EB01-SO-0118	WQ	05-Jan-18	Perfluoroalkyl Compounds
		WHIDBEY_ISLAND_NAS			1800269			Water for QC samples	WI-AF-EB01-SO-0118	WQ	05-Jan-18	Perfluoroalkyl Compounds